

Average RPI Win: 283		WON-LOST	WINNING	LAST 12	STRENGTH OF	OPP. STRENGTH	TEAM	ADJ.	CONF.	ADJ CONF.
Average RPI Loss: 184		RECORD	PCT. RANK	GAMES	SCHEDULE	OF SCHEDULE	RPI	RPI	RPI	RPI
DIV. I ONLY		6- 12	248	4- 8	331	248	320	320	24	24
DIV. I NON-CONF.		4- 9	255	2- 5	324	250	311	311	26	26
TOTALS	RPI 1-25	RPI 26-50		W-L RECORDS		RPI 51-100	RPI 101-150	RPI 150+		
6- 12	0- 0	0- 0		OVERALL		0- 2	0- 1	6- 9		
3- 5	0- 0	0- 0		HOME		0- 2	0- 0	3- 3		
3- 5	0- 0	0- 0		AWAY		0- 0	0- 1	3- 4		
0- 2	0- 0	0- 0		NEUTRAL		0- 0	0- 0	0- 2		
4- 9	0- 0	0- 0		NON-CONFERENCE		0- 2	0- 0	4- 7		
2- 3	0- 0	0- 0		HOME		0- 2	0- 0	2- 1		
2- 4	0- 0	0- 0		AWAY		0- 0	0- 0	2- 4		
0- 2	0- 0	0- 0		NEUTRAL		0- 0	0- 0	0- 2		
2- 3	0- 0	0- 0		CONFERENCE		0- 0	0- 1	2- 2		
1- 2	0- 0	0- 0		HOME		0- 0	0- 0	1- 2		
1- 1	0- 0	0- 0		AWAY		0- 0	0- 1	1- 0		
0- 0	0- 0	0- 0		NEUTRAL		0- 0	0- 0	0- 0		

RPI 1-25				RPI 26-50				RPI 51-100				RPI 101+				Team's RPI: 320	
RPI	S	Opponent	Score	RPI	S	Opponent	Score	RPI	S	Opponent	Score	RPI	S	Opponent	Score		
								75	H	Missouri	58	75	112	A	McNeese St.	51	66
								89	H	Colorado	58	71	151	H	Sam Houston St.	56	65
												163	A	SMU	64	73	
												164	N	North Texas	58	72	
												169	H	Iona	77	68	
												185	A	Indiana	58	80	
												221	A	Rice	64	61	
												225	A	Tex.-Pan American	52	69	
												225	H	Tex.-Pan American	56	58	
												235	A	Arkansas St.	71	84	
												249	H	UTSA	38	58	
												310	A	Texas-Arlington	61	51	
												327	H	Jackson St.	64	61	
												330	N	Texas Southern	54	63	
												331	H	Southeastern La.	78	73	
												342	A	Houston Baptist	65	45	
LAST 12 Division I GAMES:																	
				151	H	Sam Houston St.	56	65	163	A	SMU	64	73				
				310	A	Texas-Arlington	61	51	327	H	Jackson St.	64	61				
				331	H	Southeastern La.	78	73	225	A	Tex.-Pan American	52	69				
				249	H	UTSA	38	58	164	N	North Texas	58	72				
				112	A	McNeese St.	51	66	221	A	Rice	64	61				
				185	A	Indiana	58	80	225	H	Tex.-Pan American	56	58				

Non-Div I Games:

A&M-Corpus Christi

■ Loss, ■ Non-Conf, S Site, H Home A Away N Neutral

Air Force

Through Games Of Sunday, January 22, 2012

Average RPI Win:	292	WON-LOST	WINNING	LAST 12	STRENGTH OF	OPP. STRENGTH	TEAM	ADJ.	CONF.	ADJ CONF.
Average RPI Loss:	181	RECORD	PCT. RANK	GAMES	SCHEDULE	OF SCHEDULE	RPI	RPI	RPI	RPI
DIV. I ONLY	5- 14	288	2- 10	285	305	302	302	23	23	
DIV. I NON-CONF.	5- 10	238	2- 6	278	305	305	305	25	25	
TOTALS	RPI 1-25	RPI 26-50	W-L RECORDS	RPI 51-100	RPI 101-150	RPI 150+				
5- 14	0- 0	0- 0	OVERALL	0- 2	0- 4	5- 8				
2- 6	0- 0	0- 0	HOME	0- 1	0- 2	2- 3				
3- 8	0- 0	0- 0	AWAY	0- 1	0- 2	3- 5				
0- 0	0- 0	0- 0	NEUTRAL	0- 0	0- 0	0- 0				
5- 10	0- 0	0- 0	NON-CONFERENCE	0- 2	0- 3	5- 5				
2- 4	0- 0	0- 0	HOME	0- 1	0- 1	2- 2				
3- 6	0- 0	0- 0	AWAY	0- 1	0- 2	3- 3				
0- 0	0- 0	0- 0	NEUTRAL	0- 0	0- 0	0- 0				
0- 4	0- 0	0- 0	CONFERENCE	0- 0	0- 1	0- 3				
0- 2	0- 0	0- 0	HOME	0- 0	0- 1	0- 1				
0- 2	0- 0	0- 0	AWAY	0- 0	0- 0	0- 2				
0- 0	0- 0	0- 0	NEUTRAL	0- 0	0- 0	0- 0				

RPI S	Opponent	Score	RPI S	Opponent	Score	RPI S	Opponent	Score	RPI S	Opponent	Score
88	H South Fla.	70	73	100	A Minnesota	46	81	116	H San Diego St.	62	75
								120	A Pacific	59	95
								127	H Denver	52	54
								132	A UT Martin	60	84
								154	H Northern Colo.	51	71
								177	A Alabama	45	80
								210	A Navy	59	71
								212	A Colorado St.	39	73
								213	A Texas St.	77	69
								244	H Boise St.	75	81
								254	H North Dakota	65	54
								264	H Longwood	48	59
								289	A San Jose St.	53	68
								295	A Wyoming	36	98
								327	H Jackson St.	64	51
								330	A Texas Southern	64	54
								336	A Lipscomb	68	59
LAST 12 Division I GAMES:											
116	H San Diego St.	62	75	177	A Alabama	45	80				
295	A Wyoming	36	98	120	A Pacific	59	95				
244	H Boise St.	75	81	289	A San Jose St.	53	68				
212	A Colorado St.	39	73	100	A Minnesota	46	81				
264	H Longwood	48	59	88	H South Fla.	70	73				
254	H North Dakota	65	54	327	H Jackson St.	64	51				

Non-Div I Games:

Air Force

Loss, Non-Conf, S Site, H Home A Away N Neutral

Average RPI Win: 233	WON-LOST	WINNING	LAST 12	STRENGTH OF	OPP. STRENGTH	TEAM	ADJ.	CONF.	ADJ CONF.
Average RPI Loss: 109	RECORD	PCT. RANK	GAMES	SCHEDULE	OF SCHEDULE	RPI	RPI	RPI	RPI
DIV. I ONLY	9- 11	197	4- 8	165	123	184	184	12	12
DIV. I NON-CONF.	6- 8	207	1- 5	171	104	178	178	13	13
TOTALS	RPI 1-25	RPI 26-50	W-L RECORDS	RPI 51-100	RPI 101-150	RPI 150+			
9- 11	0- 1	0- 0	OVERALL	1- 6	0- 0	8- 4			
4- 6	0- 0	0- 0	HOME	1- 4	0- 0	3- 2			
4- 5	0- 1	0- 0	AWAY	0- 2	0- 0	4- 2			
1- 0	0- 0	0- 0	NEUTRAL	0- 0	0- 0	1- 0			
6- 8	0- 1	0- 0	NON-CONFERENCE	1- 4	0- 0	5- 3			
3- 5	0- 0	0- 0	HOME	1- 3	0- 0	2- 2			
2- 3	0- 1	0- 0	AWAY	0- 1	0- 0	2- 1			
1- 0	0- 0	0- 0	NEUTRAL	0- 0	0- 0	1- 0			
3- 3	0- 0	0- 0	CONFERENCE	0- 2	0- 0	3- 1			
1- 1	0- 0	0- 0	HOME	0- 1	0- 0	1- 0			
2- 2	0- 0	0- 0	AWAY	0- 1	0- 0	2- 1			
0- 0	0- 0	0- 0	NEUTRAL	0- 0	0- 0	0- 0			

RPI 1-25				RPI 26-50				RPI 51-100				RPI 101+ Team's RPI: 184			
RPI	S	Opponent	Score	RPI	S	Opponent	Score	RPI	S	Opponent	Score	RPI	S	Opponent	Score
5	A	Notre Dame	61 81					55	A	Duquesne	70 77	158	H	Saint Francis (PA)	79 80
								60	H	Florida St.	64 90	160	A	Seattle	85 74
								68	H	Drexel	60 67	180	A	Robert Morris	78 85
								70	H	Providence	65 78	192	A	Buffalo	91 82
								79	A	Bowling Green	58 62	198	H	Youngstown St.	72 78
								81	H	Howard	64 63	217	N	Loyola Chicago	97 86
								84	H	Miami (OH)	85 95	242	A	Cleveland St.	84 74
												247	A	Ohio	71 72
												263	A	Ball St.	78 70
												298	H	Kent St.	68 62
												317	H	Saint Peter's	87 50
												329	H	Chicago St.	82 48
LAST 12 Division I GAMES:															
263	A	Ball St.	78 70	329	H	Chicago St.	82 48	70	H	Providence	65 78				
247	A	Ohio	71 72	180	A	Robert Morris	78 85	55	A	Duquesne	70 77				
298	H	Kent St.	68 62	198	H	Youngstown St.	72 78	60	H	Florida St.	64 90				
192	A	Buffalo	91 82												
79	A	Bowling Green	58 62												
84	H	Miami (OH)	85 95												

Non-Div I Games:

Akron

■ Loss,
 ■ Non-Conf,
 S Site,
 ■ Home
 ■ Away
 N Neutral

Alabama

Through Games Of Sunday, January 22, 2012

Average RPI Win:	240	WON-LOST	WINNING	LAST 12	STRENGTH OF	OPP. STRENGTH	TEAM	ADJ.	CONF.	ADJ CONF.
Average RPI Loss:	99	RECORD	PCT. RANK	GAMES	SCHEDULE	OF SCHEDULE	RPI	RPI	RPI	RPI
DIV. I ONLY	10- 10	166	4- 8	172	121	177	177	3	3	
DIV. I NON-CONF.	10- 4	82	4- 2	279	221	238	238	5	5	
TOTALS	RPI 1-25	RPI 26-50	W-L RECORDS	RPI 51-100	RPI 101-150	RPI 150+				
10- 10	0- 0	1- 3	OVERALL	0- 3	1- 1	8- 3				
7- 3	0- 0	1- 0	HOME	0- 1	0- 1	6- 1				
1- 6	0- 0	0- 3	AWAY	0- 2	0- 0	1- 1				
2- 1	0- 0	0- 0	NEUTRAL	0- 0	1- 0	1- 1				
10- 4	0- 0	1- 0	NON-CONFERENCE	0- 2	1- 0	8- 2				
7- 0	0- 0	1- 0	HOME	0- 0	0- 0	6- 0				
1- 3	0- 0	0- 0	AWAY	0- 2	0- 0	1- 1				
2- 1	0- 0	0- 0	NEUTRAL	0- 0	1- 0	1- 1				
0- 6	0- 0	0- 3	CONFERENCE	0- 1	0- 1	0- 1				
0- 3	0- 0	0- 0	HOME	0- 1	0- 1	0- 1				
0- 3	0- 0	0- 3	AWAY	0- 0	0- 0	0- 0				
0- 0	0- 0	0- 0	NEUTRAL	0- 0	0- 0	0- 0				

RPI 1-25				RPI 26-50				RPI 51-100				RPI 101+				Team's RPI: 177	
RPI	S	Opponent	Score	RPI	S	Opponent	Score	RPI	S	Opponent	Score	RPI	S	Opponent	Score		
				27	H	Kansas	80 76	52	A	North Carolina St.	57 79	103	H	Auburn	55 65		
				29	A	LSU	40 84	95	A	Central Ark.	46 58	142	N	Seton Hall	62 56		
				32	A	Florida	37 61	98	H	Mississippi St.	61 66	162	H	Ole Miss	55 69		
				41	A	South Carolina	42 68					164	A	North Texas	63 69		
												206	N	Louisiana Tech	67 59		
												214	N	Old Dominion	76 77		
												256	H	Ga. Southern	67 34		
												257	H	Nicholls St.	72 51		
												262	H	Presbyterian	65 47		
												302	H	Air Force	80 45		
												309	H	Northwestern St.	78 52		
												312	A	Alabama St.	64 54		
												331	H	Southeastern La.	69 56		
LAST 12 Division I GAMES:																	
				32	A	Florida	37 61	302	H	Air Force	80 45						
				162	H	Ole Miss	55 69	262	H	Presbyterian	65 47						
				98	H	Mississippi St.	61 66	312	A	Alabama St.	64 54						
				29	A	LSU	40 84	52	A	North Carolina St.	57 79						
				103	H	Auburn	55 65	164	A	North Texas	63 69						
				41	A	South Carolina	42 68	27	H	Kansas	80 76						

Non-Div I Games:

Alabama

■ Loss,
 ■ Non-Conf,
 ■ S Site,
 ■ H Home
 ■ A Away
 N Neutral

Average RPI Win:	295	WON-LOST	WINNING	LAST 12	STRENGTH OF	OPP. STRENGTH	TEAM	ADJ.	CONF.	ADJ CONF.
Average RPI Loss:	139	RECORD	PCT. RANK	GAMES	SCHEDULE	OF SCHEDULE	RPI	RPI	RPI	RPI
DIV. I ONLY	7- 8	194	5- 6	328	241	239	239	32	32	
DIV. I NON-CONF.	4- 5	200	2- 3	255	164	180	180	21	21	
TOTALS	RPI 1-25	RPI 26-50	W-L RECORDS	RPI 51-100	RPI 101-150	RPI 150+				
7- 8	0- 0	0- 1	OVERALL	0- 2	0- 2	7- 3				
4- 1	0- 0	0- 0	HOME	0- 0	0- 0	4- 1				
3- 7	0- 0	0- 1	AWAY	0- 2	0- 2	3- 2				
0- 0	0- 0	0- 0	NEUTRAL	0- 0	0- 0	0- 0				
4- 5	0- 0	0- 1	NON-CONFERENCE	0- 2	0- 2	4- 0				
3- 0	0- 0	0- 0	HOME	0- 0	0- 0	3- 0				
1- 5	0- 0	0- 1	AWAY	0- 2	0- 2	1- 0				
0- 0	0- 0	0- 0	NEUTRAL	0- 0	0- 0	0- 0				
3- 3	0- 0	0- 0	CONFERENCE	0- 0	0- 0	3- 3				
1- 1	0- 0	0- 0	HOME	0- 0	0- 0	1- 1				
2- 2	0- 0	0- 0	AWAY	0- 0	0- 0	2- 2				
0- 0	0- 0	0- 0	NEUTRAL	0- 0	0- 0	0- 0				

RPI	S	Opponent	Score	RPI	S	Opponent	Score	RPI	S	Opponent	Score	RPI	S	Opponent	Score	Team's RPI: 239
41	A	South Carolina	53 60	56	A	Vanderbilt	55 86	101	A	UAB	46 57	107	A	Illinois	65 83	
				60	A	Florida St.	41 86	175	H	Mississippi Val.	67 69	222	A	Grambling	76 64	
								248	A	Southern U.	32 51	277	A	Austin Peay	80 68	
								304	H	Tennessee Tech	61 35	305	H	Ark.-Pine Bluff	64 44	
								311	H	Murray St.	76 71	312	A	Alabama St.	65 56	
								327	A	Jackson St.	66 72	327	A	Jackson St.	66 72	
								336	H	Lipscomb	72 54					
LAST 12 Division I GAMES:																
248	A	Southern U.	32 51	107	A	Illinois	65 83									
312	A	Alabama St.	65 56	277	A	Austin Peay	80 68									
175	H	Mississippi Val.	67 69	60	A	Florida St.	41 86									
305	H	Ark.-Pine Bluff	64 44	101	A	UAB	46 57									
222	A	Grambling	76 64	304	H	Tennessee Tech	61 35									
327	A	Jackson St.	66 72	311	H	Murray St.	76 71									

Non-Div I Games: Stillman 62 40

Alabama A&M

■ Loss,
 ■ Non-Conf, S Site,
 ■ Home
 ■ Away
 N Neutral

Average RPI Win:	262	WON-LOST	WINNING	LAST 12	STRENGTH OF	OPP. STRENGTH	TEAM	ADJ.	CONF.	ADJ CONF.
Average RPI Loss:	184	RECORD	PCT. RANK	GAMES	SCHEDULE	OF SCHEDULE	RPI	RPI	RPI	RPI
DIV. I ONLY	5- 9	239	4- 7	324	284	312	312	32	32	
DIV. I NON-CONF.	2- 6	274	1- 4	233	238	270	270	21	21	
TOTALS	RPI 1-25	RPI 26-50	W-L RECORDS	RPI 51-100	RPI 101-150	RPI 150+				
5- 9	0- 1	0- 1	OVERALL	0- 0	0- 1	5- 6				
3- 5	0- 0	0- 0	HOME	0- 0	0- 1	3- 4				
2- 4	0- 1	0- 1	AWAY	0- 0	0- 0	2- 2				
0- 0	0- 0	0- 0	NEUTRAL	0- 0	0- 0	0- 0				
2- 6	0- 1	0- 1	NON-CONFERENCE	0- 0	0- 1	2- 3				
1- 4	0- 0	0- 0	HOME	0- 0	0- 1	1- 3				
1- 2	0- 1	0- 1	AWAY	0- 0	0- 0	1- 0				
0- 0	0- 0	0- 0	NEUTRAL	0- 0	0- 0	0- 0				
3- 3	0- 0	0- 0	CONFERENCE	0- 0	0- 0	3- 3				
2- 1	0- 0	0- 0	HOME	0- 0	0- 0	2- 1				
1- 2	0- 0	0- 0	AWAY	0- 0	0- 0	1- 2				
0- 0	0- 0	0- 0	NEUTRAL	0- 0	0- 0	0- 0				

RPI 1-25				RPI 26-50				RPI 51-100				RPI 101+ Team's RPI: 312			
RPI	S	Opponent	Score	RPI	S	Opponent	Score	RPI	S	Opponent	Score	RPI	S	Opponent	Score
19	A	Georgia Tech	37 97	29	A	LSU	35 67					133	H	Samford	51 62
												175	H	Mississippi Val.	65 62
												177	H	Alabama	54 64
												222	A	Grambling	48 62
												238	A	Alcorn St.	49 56
												239	H	Alabama A&M	56 65
												244	H	Savannah St.	47 45
												257	A	Nicholls St.	61 57
												264	H	Kennesaw St.	51 61
												305	H	Ark.-Pine Bluff	66 58
												327	A	Jackson St.	52 49
												338	H	Troy	53 60
LAST 12 Division I GAMES:															
238	A	Alcorn St.	49 56	264	H	Kennesaw St.	51 61								
239	H	Alabama A&M	56 65	244	H	Savannah St.	47 45								
305	H	Ark.-Pine Bluff	66 58	177	H	Alabama	54 64								
175	H	Mississippi Val.	65 62	338	H	Troy	53 60								
327	A	Jackson St.	52 49	29	A	LSU	35 67								
222	A	Grambling	48 62	257	A	Nicholls St.	61 57								

Non-Div I Games: Mobile 78 59

Alabama St.

■ Loss,
 ■ Non-Conf,
 ■ S Site,
 ■ Home
 ■ A Away
 N Neutral

Albany (NY)

Through Games Of Sunday, January 22, 2012

Average RPI Win: 216	WON-LOST	WINNING	LAST 12	STRENGTH OF	OPP. STRENGTH	TEAM	ADJ.	CONF.	ADJ CONF.
Average RPI Loss: 129	RECORD	PCT. RANK	GAMES	SCHEDULE	OF SCHEDULE	RPI	RPI	RPI	RPI
DIV. I ONLY	12- 8	113	8- 4	173	246	119	119	14	14
DIV. I NON-CONF.	6- 7	181	2- 3	140	251	100	100	12	12
TOTALS	RPI 1-25	RPI 26-50	W-L RECORDS	RPI 51-100	RPI 101-150	RPI 150+			
12- 8	0- 0	0- 0	OVERALL	1- 3	3- 2	8- 3			
6- 1	0- 0	0- 0	HOME	1- 1	2- 0	3- 0			
6- 6	0- 0	0- 0	AWAY	0- 1	1- 2	5- 3			
0- 1	0- 0	0- 0	NEUTRAL	0- 1	0- 0	0- 0			
6- 7	0- 0	0- 0	NON-CONFERENCE	1- 2	1- 2	4- 3			
4- 0	0- 0	0- 0	HOME	1- 0	1- 0	2- 0			
2- 6	0- 0	0- 0	AWAY	0- 1	0- 2	2- 3			
0- 1	0- 0	0- 0	NEUTRAL	0- 1	0- 0	0- 0			
6- 1	0- 0	0- 0	CONFERENCE	0- 1	2- 0	4- 0			
2- 1	0- 0	0- 0	HOME	0- 1	1- 0	1- 0			
4- 0	0- 0	0- 0	AWAY	0- 0	1- 0	3- 0			
0- 0	0- 0	0- 0	NEUTRAL	0- 0	0- 0	0- 0			

RPI S	Opponent	Score	RPI S	Opponent	Score	RPI S	Opponent	Score	RPI S	Opponent	Score	Team's RPI: 119
						67	A Iowa	60 82	108	A Hartford	40 37	
						80	H Sacred Heart	64 54	110	A LIU Brooklyn	52 64	
						86	H Boston U.	54 58	113	A Toledo	39 53	
						94	N Charlotte	59 61	129	H La Salle	81 76	
									130	H UMBC	53 41	
									157	A FIU	56 69	
									186	A Fordham	59 42	
									196	A Brown	53 65	
									203	A New Hampshire	60 44	
									211	A Canisius	60 64	
									250	H Niagara	55 42	
									260	H Vermont	65 47	
									282	A Stony Brook	57 32	
									308	A Siena	72 48	
									318	A Maine	60 48	
									340	H St. Francis (NY)	50 34	
LAST 12 Division I GAMES:												
260	H Vermont	65 47	108	A Hartford	40 37							
86	H Boston U.	54 58	94	N Charlotte	59 61							
318	A Maine	60 48	157	A FIU	56 69							
203	A New Hampshire	60 44	211	A Canisius	60 64							
282	A Stony Brook	57 32	80	H Sacred Heart	64 54							
130	H UMBC	53 41	250	H Niagara	55 42							

Non-Div I Games:

Albany (NY)

Loss, Non-Conf, S Site, H Home A Away N Neutral

Average RPI Win:	314	WON-LOST	WINNING	LAST 12	STRENGTH OF	OPP. STRENGTH	TEAM	ADJ.	CONF.	ADJ CONF.
Average RPI Loss:	131	RECORD	PCT. RANK	GAMES	SCHEDULE	OF SCHEDULE	RPI	RPI	RPI	RPI
DIV. I ONLY	7- 12	236	7- 5	298	174	238	238	32	32	
DIV. I NON-CONF.	2- 10	303	2- 3	143	91	169	169	21	21	
TOTALS	RPI 1-25	RPI 26-50	W-L RECORDS	RPI 51-100	RPI 101-150	RPI 150+				
7- 12	0- 0	0- 1	OVERALL	0- 5	0- 0	7- 6				
2- 1	0- 0	0- 0	HOME	0- 0	0- 0	2- 1				
4- 8	0- 0	0- 1	AWAY	0- 3	0- 0	4- 4				
1- 3	0- 0	0- 0	NEUTRAL	0- 2	0- 0	1- 1				
2- 10	0- 0	0- 1	NON-CONFERENCE	0- 5	0- 0	2- 4				
0- 0	0- 0	0- 0	HOME	0- 0	0- 0	0- 0				
1- 7	0- 0	0- 1	AWAY	0- 3	0- 0	1- 3				
1- 3	0- 0	0- 0	NEUTRAL	0- 2	0- 0	1- 1				
5- 2	0- 0	0- 0	CONFERENCE	0- 0	0- 0	5- 2				
2- 1	0- 0	0- 0	HOME	0- 0	0- 0	2- 1				
3- 1	0- 0	0- 0	AWAY	0- 0	0- 0	3- 1				
0- 0	0- 0	0- 0	NEUTRAL	0- 0	0- 0	0- 0				

RPI 1-25				RPI 26-50				RPI 51-100				RPI 101+ Team's RPI: 238			
RPI	S	Opponent	Score	RPI	S	Opponent	Score	RPI	S	Opponent	Score	RPI	S	Opponent	Score
				38	A	Oklahoma St.	36 69	51	A	Texas	42 74	163	A	SMU	54 76
								52	N	North Carolina St.	70 85	166	N	Harvard	55 78
								66	N	Fla. Gulf Coast	38 85	175	A	Mississippi Val.	58 66
								98	A	Mississippi St.	48 66	221	A	Rice	57 74
								100	A	Minnesota	46 75	222	H	Grambling	44 55
												223	A	Hawaii	63 66
												281	A	Prairie View	59 54
												305	A	Ark.-Pine Bluff	65 51
												309	N	Northwestern St.	70 60
												312	H	Alabama St.	56 49
												327	H	Jackson St.	53 51
												330	A	Texas Southern	51 48
												331	A	Southeastern La.	62 54
LAST 12 Division I GAMES:															
				312	H	Alabama St.	56 49	330	A	Texas Southern	51 48				
				305	A	Ark.-Pine Bluff	65 51	66	N	Fla. Gulf Coast	38 85				
				175	A	Mississippi Val.	58 66	52	N	North Carolina St.	70 85				
				222	H	Grambling	44 55	223	A	Hawaii	63 66				
				327	H	Jackson St.	53 51	309	N	Northwestern St.	70 60				
				281	A	Prairie View	59 54	331	A	Southeastern La.	62 54				

Non-Div I Games:

Alcorn St.

■ Loss,
 ■ Non-Conf,
 ■ S Site,
 ■ Home
 ■ A Away
 N Neutral

Average RPI Win:	241	WON-LOST	WINNING	LAST 12	STRENGTH OF	OPP. STRENGTH	TEAM	ADJ.	CONF.	ADJ CONF.
Average RPI Loss:	117	RECORD	PCT. RANK	GAMES	SCHEDULE	OF SCHEDULE	RPI	RPI	RPI	RPI
DIV. I ONLY	13- 6	76	8- 4	238	239	149	149	27	27	
DIV. I NON-CONF.	8- 6	130	3- 4	260	202	149	149	29	29	
TOTALS	RPI 1-25	RPI 26-50	W-L RECORDS	RPI 51-100	RPI 101-150	RPI 150+				
13- 6	0- 1	0- 1	OVERALL	0- 1	1- 0	12- 3				
5- 5	0- 1	0- 1	HOME	0- 1	0- 0	5- 2				
6- 1	0- 0	0- 0	AWAY	0- 0	1- 0	5- 1				
2- 0	0- 0	0- 0	NEUTRAL	0- 0	0- 0	2- 0				
8- 6	0- 1	0- 1	NON-CONFERENCE	0- 1	0- 0	8- 3				
3- 5	0- 1	0- 1	HOME	0- 1	0- 0	3- 2				
3- 1	0- 0	0- 0	AWAY	0- 0	0- 0	3- 1				
2- 0	0- 0	0- 0	NEUTRAL	0- 0	0- 0	2- 0				
5- 0	0- 0	0- 0	CONFERENCE	0- 0	1- 0	4- 0				
2- 0	0- 0	0- 0	HOME	0- 0	0- 0	2- 0				
3- 0	0- 0	0- 0	AWAY	0- 0	1- 0	2- 0				
0- 0	0- 0	0- 0	NEUTRAL	0- 0	0- 0	0- 0				

RPI 1-25				RPI 26-50				RPI 51-100				RPI 101+ Team's RPI: 149			
RPI	S	Opponent	Score	RPI	S	Opponent	Score	RPI	S	Opponent	Score	RPI	S	Opponent	Score
6	H	Maryland	42 76	28	H	James Madison	64 68	58	H	Quinnipiac	59 72	123	A	Holy Cross	61 58
												172	H	Oakland	62 68
												174	H	Lehigh	55 49
												189	A	George Mason	55 51
												198	A	Youngstown St.	48 41
												208	H	Loyola Maryland	63 48
												210	H	Navy	49 44
												218	H	Md.-East. Shore	37 39
												219	A	George Washington	49 60
												224	H	Mt. St. Mary's	77 62
												274	A	Army	40 39
												277	N	Austin Peay	55 54
												289	N	San Jose St.	49 46
												306	H	Western Mich.	77 52
												322	A	Colgate	56 43
												338	A	Troy	55 45
LAST 12 Division I GAMES:															
274	A	Army	40 39	306	H	Western Mich.	77 52								
210	H	Navy	49 44	58	H	Quinnipiac	59 72								
123	A	Holy Cross	61 58	208	H	Loyola Maryland	63 48								
174	H	Lehigh	55 49	338	A	Troy	55 45								
322	A	Colgate	56 43	6	H	Maryland	42 76								
219	A	George Washington	49 60	218	H	Md.-East. Shore	37 39								

Non-Div I Games:

American

■ Loss,
■ Non-Conf, S Site,
■ Home
■ Away
N Neutral

Appalachian St.

Through Games Of Sunday, January 22, 2012

Average RPI Win:	254	WON-LOST	WINNING	LAST 12	STRENGTH OF	OPP. STRENGTH	TEAM	ADJ.	CONF.	ADJ CONF.
Average RPI Loss:	66	RECORD	PCT. RANK	GAMES	SCHEDULE	OF SCHEDULE	RPI	RPI	RPI	RPI
DIV. I ONLY	13- 3	23	10- 2	303	186	105	105	18	18	
DIV. I NON-CONF.	6- 2	61	3- 1	310	148	99	99	22	22	
TOTALS	RPI 1-25	RPI 26-50	W-L RECORDS	RPI 51-100	RPI 101-150	RPI 150+				
13- 3	0- 1	0- 1	OVERALL	1- 0	0- 1	12- 0				
5- 1	0- 0	0- 0	HOME	1- 0	0- 1	4- 0				
7- 2	0- 1	0- 1	AWAY	0- 0	0- 0	7- 0				
1- 0	0- 0	0- 0	NEUTRAL	0- 0	0- 0	1- 0				
6- 2	0- 1	0- 1	NON-CONFERENCE	0- 0	0- 0	6- 0				
2- 0	0- 0	0- 0	HOME	0- 0	0- 0	2- 0				
3- 2	0- 1	0- 1	AWAY	0- 0	0- 0	3- 0				
1- 0	0- 0	0- 0	NEUTRAL	0- 0	0- 0	1- 0				
7- 1	0- 0	0- 0	CONFERENCE	1- 0	0- 1	6- 0				
3- 1	0- 0	0- 0	HOME	1- 0	0- 1	2- 0				
4- 0	0- 0	0- 0	AWAY	0- 0	0- 0	4- 0				
0- 0	0- 0	0- 0	NEUTRAL	0- 0	0- 0	0- 0				

RPI 1-25				RPI 26-50				RPI 51-100				RPI 101+ Team's RPI: 105			
RPI	S	Opponent	Score	RPI	S	Opponent	Score	RPI	S	Opponent	Score	RPI	S	Opponent	Score
21	A	Georgia	37 81	43	A	Virginia	48 80	59	H	Chattanooga	62 51	135	H	Davidson	52 55
												204	A	Elon	72 58
												207	A	Georgia St.	82 58
												234	H	Col. of Charleston	71 52
												256	H	Ga. Southern	64 45
												264	H	Longwood	64 54
												273	N	Eastern Ky.	64 62
												278	H	East Tenn. St.	89 65
												283	A	Western Caro.	82 46
												300	A	UNC Greensboro	81 66
												307	A	Wofford	59 58
												315	A	Gardner-Webb	69 41
												326	A	UNC Asheville	85 71
LAST 12 Division I GAMES:															
59	H	Chattanooga	62 51	21	A	Georgia	37 81	234	H	Col. of Charleston	71 52	326	A	UNC Asheville	85 71
307	A	Wofford	59 58	207	A	Georgia St.	82 58	283	A	Western Caro.	82 46	256	H	Ga. Southern	64 45
135	H	Davidson	52 55	264	H	Longwood	64 54	204	A	Elon	72 58	278	H	East Tenn. St.	89 65
300	A	UNC Greensboro	81 66					273	N	Eastern Ky.	64 62	283	A	Western Caro.	82 46

Non-Div I Games:

Appalachian St.

■ Loss,
 ■ Non-Conf, S Site,
 ■ Home
 ■ Away
 N Neutral

Arizona

Average RPI Win: 183	WON-LOST	WINNING	LAST 12	STRENGTH OF	OPP. STRENGTH	TEAM	ADJ.	CONF.	ADJ CONF.
Average RPI Loss: 77	RECORD	PCT. RANK	GAMES	SCHEDULE	OF SCHEDULE	RPI	RPI	RPI	RPI
DIV. I ONLY	12- 6	81	6- 5	111	84	87	87	5	5
DIV. I NON-CONF.	10- 1	14	4- 0	189	206	120	120	6	6

TOTALS	RPI 1-25	RPI 26-50	W-L RECORDS	RPI 51-100	RPI 101-150	RPI 150+
12- 6	0- 1	0- 1	OVERALL	4- 2	1- 2	7- 0
6- 3	0- 1	0- 0	HOME	3- 1	0- 1	3- 0
5- 2	0- 0	0- 0	AWAY	1- 1	0- 1	4- 0
1- 1	0- 0	0- 1	NEUTRAL	0- 0	1- 0	0- 0
10- 1	0- 0	0- 1	NON-CONFERENCE	2- 0	1- 0	7- 0
5- 0	0- 0	0- 0	HOME	2- 0	0- 0	3- 0
4- 0	0- 0	0- 0	AWAY	0- 0	0- 0	4- 0
1- 1	0- 0	0- 1	NEUTRAL	0- 0	1- 0	0- 0
2- 5	0- 1	0- 0	CONFERENCE	2- 2	0- 2	0- 0
1- 3	0- 1	0- 0	HOME	1- 1	0- 1	0- 0
1- 2	0- 0	0- 0	AWAY	1- 1	0- 1	0- 0
0- 0	0- 0	0- 0	NEUTRAL	0- 0	0- 0	0- 0

RPI 1-25	RPI 26-50	RPI 51-100	Team's RPI: 87	RPI 101+
RPI S Opponent Score	RPI S Opponent Score	RPI S Opponent Score		RPI S Opponent Score
22 H Southern California 67 72	44 N BYU 73 82	64 A Arizona St. 45 60		102 N Syracuse 80 74
		71 H UCLA 74 66		117 H Utah 60 65
		72 A Oregon St. 58 56		123 A Oregon 73 87
		74 H Wichita St. 74 60		164 H North Texas 69 62
		89 H Colorado 54 56		207 A Georgia St. 79 66
		90 H UNLV 62 58		240 H Long Beach St. 66 42
				256 A Ga. Southern 88 46
				290 H New Mexico 59 50
				305 A Ark.-Pine Bluff 67 37
				323 A New Mexico St. 84 67
LAST 12 Division I GAMES:				
89 H Colorado 54 56	64 A Arizona St. 45 60	90 H UNLV 62 58		
117 H Utah 60 65	290 H New Mexico 59 50	305 A Ark.-Pine Bluff 67 37		
72 A Oregon St. 58 56	323 A New Mexico St. 84 67			
123 A Oregon 73 87				
22 H Southern California 67 72				
71 H UCLA 74 66				

Non-Div I Games: BYU-Hawaii 78 61

Arizona

Loss, Non-Conf, S Site, H Home A Away N Neutral

Average RPI Win:	161	WON-LOST	WINNING	LAST 12	STRENGTH OF	OPP. STRENGTH	TEAM	ADJ.	CONF.	ADJ CONF.
Average RPI Loss:	40	RECORD	PCT. RANK	GAMES	SCHEDULE	OF SCHEDULE	RPI	RPI	RPI	RPI
DIV. I ONLY	13- 5	59	8- 4	80	51	64	64	5	5	
DIV. I NON-CONF.	9- 2	37	4- 1	131	81	79	79	6	6	
TOTALS	RPI 1-25	RPI 26-50	W-L RECORDS	RPI 51-100	RPI 101-150	RPI 150+				
13- 5	0- 3	0- 0	OVERALL	3- 2	5- 0	5- 0				
10- 2	0- 1	0- 0	HOME	3- 1	3- 0	4- 0				
2- 2	0- 1	0- 0	AWAY	0- 1	1- 0	1- 0				
1- 1	0- 1	0- 0	NEUTRAL	0- 0	1- 0	0- 0				
9- 2	0- 2	0- 0	NON-CONFERENCE	1- 0	3- 0	5- 0				
7- 0	0- 0	0- 0	HOME	1- 0	2- 0	4- 0				
1- 1	0- 1	0- 0	AWAY	0- 0	0- 0	1- 0				
1- 1	0- 1	0- 0	NEUTRAL	0- 0	1- 0	0- 0				
4- 3	0- 1	0- 0	CONFERENCE	2- 2	2- 0	0- 0				
3- 2	0- 1	0- 0	HOME	2- 1	1- 0	0- 0				
1- 1	0- 0	0- 0	AWAY	0- 1	1- 0	0- 0				
0- 0	0- 0	0- 0	NEUTRAL	0- 0	0- 0	0- 0				

RPI 1-25				RPI 26-50				RPI 51-100 Team's RPI: 64				RPI 101+			
RPI	S	Opponent	Score	RPI	S	Opponent	Score	RPI	S	Opponent	Score	RPI	S	Opponent	Score
13	N	Rutgers	52 59					71	H	UCLA	48 64	107	N	Illinois	51 50
22	H	Southern California	48 60					72	A	Oregon St.	51 56	117	H	Utah	59 51
23	A	DePaul	55 73					73	H	UTEP	47 45	122	H	Illinois St.	77 54
								87	H	Arizona	60 45	123	A	Oregon	53 49
								89	H	Colorado	64 43	146	H	Eastern Wash.	74 43
												191	H	Boston College	79 54
												212	A	Colorado St.	56 52
												237	H	Cal St. Fullerton	63 49
												274	H	Army	83 46
												314	H	UC Riverside	66 46
LAST 12 Division I GAMES:															
117	H	Utah	59 51	87	H	Arizona	60 45	73	H	UTEP	47 45	274	H	Army	83 46
89	H	Colorado	64 43	72	A	Oregon St.	51 56	23	A	DePaul	55 73	237	H	Cal St. Fullerton	63 49
123	A	Oregon	53 49	71	H	UCLA	48 64	122	H	Illinois St.	77 54				
72	A	Oregon St.	51 56	22	H	Southern California	48 60								

Non-Div I Games:

Arizona St.

Average RPI Win:	0	WON-LOST	WINNING	LAST 12	STRENGTH OF	OPP. STRENGTH	TEAM	ADJ.	CONF.	ADJ CONF.
Average RPI Loss:	138	RECORD	PCT. RANK	GAMES	SCHEDULE	OF SCHEDULE	RPI	RPI	RPI	RPI
DIV. I ONLY	0- 17	340	0- 12	66	177	305	305	32	32	
DIV. I NON-CONF.	0- 11	337	0- 6	3	65	184	184	21	21	
TOTALS	RPI 1-25	RPI 26-50	W-L RECORDS	RPI 51-100	RPI 101-150	RPI 150+				
0- 17	0- 1	0- 3	OVERALL	0- 5	0- 1	0- 7				
0- 3	0- 0	0- 0	HOME	0- 1	0- 0	0- 2				
0- 14	0- 1	0- 2	AWAY	0- 4	0- 1	0- 5				
0- 0	0- 0	0- 0	NEUTRAL	0- 0	0- 0	0- 0				
0- 11	0- 1	0- 3	NON-CONFERENCE	0- 5	0- 1	0- 1				
0- 1	0- 0	0- 0	HOME	0- 1	0- 0	0- 0				
0- 10	0- 1	0- 3	AWAY	0- 4	0- 1	0- 1				
0- 0	0- 0	0- 0	NEUTRAL	0- 0	0- 0	0- 0				
0- 6	0- 0	0- 0	CONFERENCE	0- 0	0- 0	0- 6				
0- 2	0- 0	0- 0	HOME	0- 0	0- 0	0- 2				
0- 4	0- 0	0- 0	AWAY	0- 0	0- 0	0- 4				
0- 0	0- 0	0- 0	NEUTRAL	0- 0	0- 0	0- 0				

RPI 1-25				RPI 26-50				RPI 51-100				RPI 101+ Team's RPI: 305			
RPI	S	Opponent	Score	RPI	S	Opponent	Score	RPI	S	Opponent	Score	RPI	S	Opponent	Score
10	A	Kentucky	43 101	29	A	LSU	28 80	51	A	Texas	40 79	116	A	San Diego St.	43 86
				33	A	Nebraska	43 95	85	A	Marquette	36 84	162	A	Ole Miss	52 83
				38	A	Oklahoma St.	35 98	87	H	Arizona	37 67	175	A	Mississippi Val.	50 92
								93	A	Memphis	60 89	238	H	Alcorn St.	51 65
								95	A	Central Ark.	38 61	239	A	Alabama A&M	44 64
												248	H	Southern U.	62 81
												312	A	Alabama St.	58 66
												330	A	Texas Southern	36 57
LAST 12 Division I GAMES:															
330	A	Texas Southern	36 57	95	A	Central Ark.	38 61	38	A	Oklahoma St.	35 98	87	H	Arizona	37 67
238	H	Alcorn St.	51 65	85	A	Marquette	36 84	51	A	Texas	40 79	10	A	Kentucky	43 101
248	H	Southern U.	62 81	116	A	San Diego St.	43 86	87	H	Arizona	37 67	85	A	Marquette	36 84
312	A	Alabama St.	58 66	162	A	Ole Miss	52 83	93	A	Memphis	60 89				
239	A	Alabama A&M	44 64	175	A	Mississippi Val.	50 92								
175	A	Mississippi Val.	50 92												

Non-Div I Games:

Ark.-Pine Bluff

■ Loss,
■ Non-Conf,
■ S Site,
■ H Home
■ A Away
N Neutral

Arkansas

Average RPI Win: **150**
 Average RPI Loss: **59**

WON-LOST
 RECORD

WINNING
 PCT. RANK

LAST 12
 GAMES

Through Games Of Sunday, January 22, 2012

STRENGTH OF
 SCHEDULE

OPP. STRENGTH
 OF SCHEDULE

TEAM
 RPI

ADJ.
 RPI

CONF.
 RPI

ADJ CONF.
 RPI

DIV. I ONLY	14- 5	50	8- 4	65	42	42	42	3	3
DIV. I NON-CONF.	11- 1	9	5- 0	224	113	97	97	5	5
TOTALS	RPI 1-25	RPI 26-50	W-L RECORDS	RPI 51-100	RPI 101-150	RPI 150+			
14- 5	0- 3	2- 0	OVERALL	3- 1	3- 0	6- 1			
10- 1	0- 1	0- 0	HOME	1- 0	3- 0	6- 0			
2- 3	0- 2	2- 0	AWAY	0- 0	0- 0	0- 1			
2- 1	0- 0	0- 0	NEUTRAL	2- 1	0- 0	0- 0			
11- 1	0- 0	1- 0	NON-CONFERENCE	2- 1	2- 0	6- 0			
8- 0	0- 0	0- 0	HOME	0- 0	2- 0	6- 0			
1- 0	0- 0	1- 0	AWAY	0- 0	0- 0	0- 0			
2- 1	0- 0	0- 0	NEUTRAL	2- 1	0- 0	0- 0			
3- 4	0- 3	1- 0	CONFERENCE	1- 0	1- 0	0- 1			
2- 1	0- 1	0- 0	HOME	1- 0	1- 0	0- 0			
1- 3	0- 2	1- 0	AWAY	0- 0	0- 0	0- 1			
0- 0	0- 0	0- 0	NEUTRAL	0- 0	0- 0	0- 0			

RPI 1-25				RPI 26-50				Team's RPI: 42		RPI 51-100				RPI 101+			
RPI	S	Opponent	Score	RPI	S	Opponent	Score		RPI	S	Opponent	Score	RPI	S	Opponent	Score	
2	H	Tennessee	38 69	29	A	LSU	72 52		56	H	Vanderbilt	69 47	103	H	Auburn	59 39	
10	A	Kentucky	72 84	47	A	Middle Tenn.	59 53		60	N	Florida St.	55 52	117	H	Utah	57 56	
21	A	Georgia	57 67						88	N	South Fla.	65 61	128	H	Oral Roberts	65 37	
									100	N	Minnesota	60 68	162	A	Ole Miss	54 60	
													175	H	Mississippi Val.	59 40	
													183	H	Stephen F. Austin	61 46	
													222	H	Grambling	69 49	
													255	H	Morgan St.	81 50	
													310	H	Texas-Arlington	57 34	
													330	H	Texas Southern	86 41	
LAST 12 Division I GAMES:																	
				29	A	LSU	72 52		21	A	Georgia	57 67					
				56	H	Vanderbilt	69 47		175	H	Mississippi Val.	59 40					
				103	H	Auburn	59 39		330	H	Texas Southern	86 41					
				162	A	Ole Miss	54 60		255	H	Morgan St.	81 50					
				2	H	Tennessee	38 69		128	H	Oral Roberts	65 37					
				10	A	Kentucky	72 84		183	H	Stephen F. Austin	61 46					

Non-Div I Games:

Arkansas

Loss, Non-Conf, S Site, H Home A Away N Neutral

Average RPI Win:	175	WON-LOST	WINNING	LAST 12	STRENGTH OF	OPP. STRENGTH	TEAM	ADJ.	CONF.	ADJ CONF.
Average RPI Loss:	160	RECORD	PCT. RANK	GAMES	SCHEDULE	OF SCHEDULE	RPI	RPI	RPI	RPI
DIV. I ONLY	8- 12	222	5- 7	156	170	235	235	19	19	
DIV. I NON-CONF.	6- 7	181	3- 2	142	174	228	228	15	15	
TOTALS	RPI 1-25	RPI 26-50	W-L RECORDS	RPI 51-100	RPI 101-150	RPI 150+				
8- 12	1- 0	0- 1	OVERALL	0- 2	2- 3	5- 6				
7- 5	1- 0	0- 0	HOME	0- 1	2- 1	4- 3				
1- 5	0- 0	0- 1	AWAY	0- 1	0- 0	1- 3				
0- 2	0- 0	0- 0	NEUTRAL	0- 0	0- 2	0- 0				
6- 7	1- 0	0- 0	NON-CONFERENCE	0- 2	2- 2	3- 3				
5- 2	1- 0	0- 0	HOME	0- 1	2- 0	2- 1				
1- 3	0- 0	0- 0	AWAY	0- 1	0- 0	1- 2				
0- 2	0- 0	0- 0	NEUTRAL	0- 0	0- 2	0- 0				
2- 5	0- 0	0- 1	CONFERENCE	0- 0	0- 1	2- 3				
2- 3	0- 0	0- 0	HOME	0- 0	0- 1	2- 2				
0- 2	0- 0	0- 1	AWAY	0- 0	0- 0	0- 1				
0- 0	0- 0	0- 0	NEUTRAL	0- 0	0- 0	0- 0				

RPI	S	Opponent	Score	RPI	S	Opponent	Score	RPI	S	Opponent	Score	RPI	S	Opponent	Score	Team's RPI: 235
22	H	Southern California	58 56	47	A	Middle Tenn.	62 71	69	H	Missouri St.	68 77	113	H	Toledo	64 56	
								94	A	Charlotte	48 78	122	N	Illinois St.	50 78	
												127	H	Denver	49 58	
												132	H	UT Martin	83 68	
												146	N	Eastern Wash.	51 72	
												156	H	UALR	57 64	
												164	H	North Texas	70 64	
												182	H	Fla. Atlantic	44 57	
												183	A	Stephen F. Austin	69 64	
												190	A	Tulsa	48 70	
												190	H	Tulsa	80 70	
												206	H	Louisiana Tech	59 69	
												253	A	La.-Monroe	57 83	
												279	H	La.-Lafayette	55 52	
												320	H	A&M-Corpus Christi	84 71	
												328	A	Southeast Mo. St.	52 56	
LAST 12 Division I GAMES:																
279	H	La.-Lafayette	55 52	253	A	La.-Monroe	57 83									
47	A	Middle Tenn.	62 71	182	H	Fla. Atlantic	44 57									
156	H	UALR	57 64	69	H	Missouri St.	68 77									
132	H	UT Martin	83 68	183	A	Stephen F. Austin	69 64									
164	H	North Texas	70 64	22	H	Southern California	58 56									
127	H	Denver	49 58	206	H	Louisiana Tech	59 69									

Non-Div I Games:

Arkansas St.

■ Loss,
■ Non-Conf, S Site,
■ Home
■ Away
N Neutral

Average RPI Win: 283	WON-LOST	WINNING	LAST 12	STRENGTH OF	OPP. STRENGTH	TEAM	ADJ.	CONF.	ADJ CONF.
Average RPI Loss: 168	RECORD	PCT. RANK	GAMES	SCHEDULE	OF SCHEDULE	RPI	RPI	RPI	RPI
DIV. I ONLY	8- 11	215	3- 9	321	268	274	274	27	27
DIV. I NON-CONF.	5- 9	235	0- 7	308	231	273	273	29	29
TOTALS	RPI 1-25	RPI 26-50	W-L RECORDS	RPI 51-100	RPI 101-150	RPI 150+			
8- 11	0- 0	0- 0	OVERALL	0- 2	0- 3	8- 6			
5- 4	0- 0	0- 0	HOME	0- 1	0- 2	5- 1			
3- 7	0- 0	0- 0	AWAY	0- 1	0- 1	3- 5			
0- 0	0- 0	0- 0	NEUTRAL	0- 0	0- 0	0- 0			
5- 9	0- 0	0- 0	NON-CONFERENCE	0- 2	0- 2	5- 5			
4- 3	0- 0	0- 0	HOME	0- 1	0- 1	4- 1			
1- 6	0- 0	0- 0	AWAY	0- 1	0- 1	1- 4			
0- 0	0- 0	0- 0	NEUTRAL	0- 0	0- 0	0- 0			
3- 2	0- 0	0- 0	CONFERENCE	0- 0	0- 1	3- 1			
1- 1	0- 0	0- 0	HOME	0- 0	0- 1	1- 0			
2- 1	0- 0	0- 0	AWAY	0- 0	0- 0	2- 1			
0- 0	0- 0	0- 0	NEUTRAL	0- 0	0- 0	0- 0			

RPI S	Opponent	Score	RPI S	Opponent	Score	RPI S	Opponent	Score	RPI S	Opponent	Score	Team's RPI: 274
58	H Quinnipiac	51 54	111	A Yale	62 63	142	H Seton Hall	50 53	149	H American	39 40	
64	A Arizona St.	46 83	170	A Penn	60 70	199	H Manhattan	58 43	201	A Bryant	54 64	
			202	H Binghamton	47 49	208	A Loyola Maryland	64 68	210	A Navy	56 58	
			223	H Hawaii	55 51	258	H Lafayette	44 43	322	A Colgate	61 54	
			246	H Fairleigh Dickinson	51 37	333	A Columbia	58 63	335	H Wagner	70 46	
			339	A Bucknell	67 64	340	A St. Francis (NY)	59 43				
LAST 12 Division I GAMES:												
149	H American	39 40	111	A Yale	62 63							
322	A Colgate	61 54	58	H Quinnipiac	51 54							
210	A Navy	56 58	64	A Arizona St.	46 83							
258	H Lafayette	44 43	170	A Penn	60 70							
339	A Bucknell	67 64	202	H Binghamton	47 49							
201	A Bryant	54 64	208	A Loyola Maryland	64 68							

Non-Div I Games: Manhattanville 71 40

Army

■ Loss,
 ■ Non-Conf, S Site,
 ■ Home
 ■ Away
 N Neutral

Average RPI Win: 208		WON-LOST	WINNING	LAST 12	STRENGTH OF	OPP. STRENGTH	TEAM	ADJ.	CONF.	ADJ CONF.
Average RPI Loss: 50		RECORD	PCT. RANK	GAMES	SCHEDULE	OF SCHEDULE	RPI	RPI	RPI	RPI
DIV. I ONLY		10- 10	166	4- 8	51	71	103	103	3	3
DIV. I NON-CONF.		8- 5	106	2- 3	149	125	159	159	5	5
TOTALS	RPI 1-25	RPI 26-50		W-L RECORDS		RPI 51-100	RPI 101-150	RPI 150+		
10- 10	0- 4	1- 3		OVERALL		2- 2	0- 0	7- 1		
6- 3	0- 3	1- 0		HOME		1- 0	0- 0	4- 0		
2- 6	0- 1	0- 2		AWAY		0- 2	0- 0	2- 1		
2- 1	0- 0	0- 1		NEUTRAL		1- 0	0- 0	1- 0		
8- 5	0- 2	0- 2		NON-CONFERENCE		2- 0	0- 0	6- 1		
5- 1	0- 1	0- 0		HOME		1- 0	0- 0	4- 0		
1- 3	0- 1	0- 1		AWAY		0- 0	0- 0	1- 1		
2- 1	0- 0	0- 1		NEUTRAL		1- 0	0- 0	1- 0		
2- 5	0- 2	1- 1		CONFERENCE		0- 2	0- 0	1- 0		
1- 2	0- 2	1- 0		HOME		0- 0	0- 0	0- 0		
1- 3	0- 0	0- 1		AWAY		0- 2	0- 0	1- 0		
0- 0	0- 0	0- 0		NEUTRAL		0- 0	0- 0	0- 0		

RPI 1-25			
RPI	S	Opponent	Score
2	H	Tennessee	52 73
9	A	Duke	50 73
20	H	Purdue	54 62
21	H	Georgia	45 70

RPI 26-50			
RPI	S	Opponent	Score
41	H	South Carolina	53 49
42	A	Arkansas	39 59
48	N	Marist	61 69
50	A	Temple	57 73

RPI 51-100			
RPI	S	Opponent	Score
56	A	Vanderbilt	58 66
88	H	South Fla.	62 45
94	N	Charlotte	68 58
98	A	Mississippi St.	57 62

RPI 101+			
RPI	S	Opponent	Score
157	A	FIU	55 64
177	A	Alabama	65 55
215	N	Central Conn. St.	49 40
219	H	George Washington	55 47
288	H	Belmont	80 53
301	H	S.C. Upstate	75 34
321	A	Mercer	77 43
338	H	Troy	74 47

Team's RPI: 103			
-----------------	--	--	--

LAST 12 Division I GAMES:			
98	A	Mississippi St.	57 62
41	H	South Carolina	53 49
42	A	Arkansas	39 59
56	A	Vanderbilt	58 66
21	H	Georgia	45 70
177	A	Alabama	65 55
2	H	Tennessee	52 73
157	A	FIU	55 64
94	N	Charlotte	68 58
215	N	Central Conn. St.	49 40
48	N	Marist	61 69
20	H	Purdue	54 62

Non-Div I Games:

Auburn

Loss, Non-Conf, S Site, H Home A Away N Neutral

Average RPI Win:	299	WON-LOST	WINNING	LAST 12	STRENGTH OF	OPP. STRENGTH	TEAM	ADJ.	CONF.	ADJ CONF.
Average RPI Loss:	174	RECORD	PCT. RANK	GAMES	SCHEDULE	OF SCHEDULE	RPI	RPI	RPI	RPI
DIV. I ONLY	5- 15	296	3- 9	177	339	277	277	31	31	
DIV. I NON-CONF.	3- 10	281	1- 4	99	290	242	242	30	30	
TOTALS	RPI 1-25	RPI 26-50	W-L RECORDS	RPI 51-100	RPI 101-150	RPI 150+				
5- 15	0- 1	0- 1	OVERALL	0- 2	0- 4	5- 7				
2- 6	0- 0	0- 0	HOME	0- 1	0- 2	2- 3				
3- 8	0- 1	0- 1	AWAY	0- 1	0- 1	3- 3				
0- 1	0- 0	0- 0	NEUTRAL	0- 0	0- 1	0- 0				
3- 10	0- 1	0- 1	NON-CONFERENCE	0- 2	0- 3	3- 3				
1- 4	0- 0	0- 0	HOME	0- 1	0- 2	1- 1				
2- 5	0- 1	0- 1	AWAY	0- 1	0- 0	2- 2				
0- 1	0- 0	0- 0	NEUTRAL	0- 0	0- 1	0- 0				
2- 5	0- 0	0- 0	CONFERENCE	0- 0	0- 1	2- 4				
1- 2	0- 0	0- 0	HOME	0- 0	0- 0	1- 2				
1- 3	0- 0	0- 0	AWAY	0- 0	0- 1	1- 2				
0- 0	0- 0	0- 0	NEUTRAL	0- 0	0- 0	0- 0				

RPI 1-25				RPI 26-50				RPI 51-100				RPI 101+ Team's RPI: 277			
RPI	S	Opponent	Score	RPI	S	Opponent	Score	RPI	S	Opponent	Score	RPI	S	Opponent	Score
18	A	Louisville	60 78	47	A	Middle Tenn.	63 69	56	H	Vanderbilt	51 83	101	H	UAB	45 49
								79	A	Bowling Green	38 72	114	A	Eastern Ill.	46 80
												148	H	Florida A&M	77 86
												149	N	American	54 55
												226	A	Cal Poly	69 79
												239	H	Alabama A&M	68 80
												263	A	Ball St.	55 59
												267	A	Tennessee St.	81 95
												273	A	Eastern Ky.	66 63
												273	H	Eastern Ky.	59 61
												285	H	Southern Ill.	76 70
												288	A	Belmont	58 56
												294	A	Morehead St.	67 74
												311	H	Murray St.	71 63
												336	A	Lipscomb	61 58
												337	H	Jacksonville St.	73 74
LAST 12 Division I GAMES:															
114	A	Eastern Ill.	46 80	267	A	Tennessee St.	81 95								
273	H	Eastern Ky.	59 61	239	H	Alabama A&M	68 80								
337	H	Jacksonville St.	73 74	148	H	Florida A&M	77 86								
311	H	Murray St.	71 63	288	A	Belmont	58 56								
273	A	Eastern Ky.	66 63	263	A	Ball St.	55 59								
294	A	Morehead St.	67 74	79	A	Bowling Green	38 72								

Non-Div I Games:

Austin Peay

 Loss,
 Non-Conf,
 S Site,
 H Home
 A Away
N Neutral

BYU				Through Games Of Sunday, January 22, 2012						
Average RPI Win:	182	WON-LOST	WINNING	LAST 12	STRENGTH OF	OPP. STRENGTH	TEAM	ADJ.	CONF.	ADJ CONF.
Average RPI Loss:	20	RECORD	PCT. RANK	GAMES	SCHEDULE	OF SCHEDULE	RPI	RPI	RPI	RPI
DIV. I ONLY	17- 3	14	11- 1	186	38	44	44	9	9	
DIV. I NON-CONF.	10- 2	32	4- 0	141	19	32	32	9	9	
<hr/>										
TOTALS	RPI 1-25	RPI 26-50		W-L RECORDS	RPI 51-100	RPI 101-150		RPI 150+		
17- 3	0- 2	0- 1		OVERALL	1- 0	7- 0		9- 0		
8- 1	0- 1	0- 0		HOME	0- 0	4- 0		4- 0		
7- 2	0- 1	0- 1		AWAY	0- 0	2- 0		5- 0		
2- 0	0- 0	0- 0		NEUTRAL	1- 0	1- 0		0- 0		
10- 2	0- 2	0- 0		NON-CONFERENCE	1- 0	5- 0		4- 0		
5- 1	0- 1	0- 0		HOME	0- 0	3- 0		2- 0		
3- 1	0- 1	0- 0		AWAY	0- 0	1- 0		2- 0		
2- 0	0- 0	0- 0		NEUTRAL	1- 0	1- 0		0- 0		
7- 1	0- 0	0- 1		CONFERENCE	0- 0	2- 0		5- 0		
3- 0	0- 0	0- 0		HOME	0- 0	1- 0		2- 0		
4- 1	0- 0	0- 1		AWAY	0- 0	1- 0		3- 0		
0- 0	0- 0	0- 0		NEUTRAL	0- 0	0- 0		0- 0		

RPI 1-25				RPI 26-50				Team's RPI: 44	RPI 51-100				RPI 101+			
RPI	S	Opponent	Score	RPI	S	Opponent	Score		RPI	S	Opponent	Score	RPI	S	Opponent	Score
9	H	Duke	55 61	39	A	St. Mary's (CA)	48 54		87	N	Arizona	82 73	102	N	Syracuse	83 59
11	A	Kansas St.	46 59										103	A	San Diego	62 53
													117	H	Utah	63 58
													126	H	Wisconsin	77 59
													134	H	Pepperdine	80 56
													138	A	Utah St.	73 65
													146	H	Eastern Wash.	77 58
													159	A	Portland	79 53
													159	H	Portland	76 55
													190	A	Tulsa	64 61
													251	H	Nevada	84 53
													259	A	Loyola Marymount	72 48
													259	H	Loyola Marymount	80 47
													268	A	San Francisco	76 67
													270	H	Southern Utah	82 49
													332	A	Weber St.	84 67
LAST 12 Division I GAMES:																
159	H	Portland	76 55	159	A	Portland	79 53									
259	A	Loyola Marymount	72 48	39	A	St. Mary's (CA)	48 54									
103	A	San Diego	62 53	251	H	Nevada	84 53									
134	H	Pepperdine	80 56	138	A	Utah St.	73 65									
268	A	San Francisco	76 67	117	H	Utah	63 58									
259	H	Loyola Marymount	80 47	270	H	Southern Utah	82 49									

Non-Div I Games: BYU-Hawaii 88 27

BYU

Loss, Non-Conf, S Site, H Home A Away N Neutral

Average RPI Win:	221	WON-LOST	WINNING	LAST 12	STRENGTH OF	OPP. STRENGTH	TEAM	ADJ.	CONF.	ADJ CONF.
Average RPI Loss:	178	RECORD	PCT. RANK	GAMES	SCHEDULE	OF SCHEDULE	RPI	RPI	RPI	RPI
DIV. I ONLY	6- 12	248	4- 8	187	271	263	263	12	12	
DIV. I NON-CONF.	4- 8	238	2- 4	180	311	272	272	13	13	
TOTALS	RPI 1-25	RPI 26-50	W-L RECORDS	RPI 51-100	RPI 101-150	RPI 150+				
6- 12	0- 1	0- 0	OVERALL	1- 0	1- 3	4- 8				
5- 5	0- 0	0- 0	HOME	1- 0	1- 1	3- 4				
1- 7	0- 1	0- 0	AWAY	0- 0	0- 2	1- 4				
0- 0	0- 0	0- 0	NEUTRAL	0- 0	0- 0	0- 0				
4- 8	0- 1	0- 0	NON-CONFERENCE	0- 0	1- 1	3- 6				
3- 4	0- 0	0- 0	HOME	0- 0	1- 1	2- 3				
1- 4	0- 1	0- 0	AWAY	0- 0	0- 0	1- 3				
0- 0	0- 0	0- 0	NEUTRAL	0- 0	0- 0	0- 0				
2- 4	0- 0	0- 0	CONFERENCE	1- 0	0- 2	1- 2				
2- 1	0- 0	0- 0	HOME	1- 0	0- 0	1- 1				
0- 3	0- 0	0- 0	AWAY	0- 0	0- 2	0- 1				
0- 0	0- 0	0- 0	NEUTRAL	0- 0	0- 0	0- 0				

RPI 1-25				RPI 26-50				RPI 51-100				RPI 101+ Team's RPI: 263			
RPI	S	Opponent	Score	RPI	S	Opponent	Score	RPI	S	Opponent	Score	RPI	S	Opponent	Score
17	A	Green Bay	39 80					92	H	Eastern Mich.	54 51	113	A	Toledo	48 63
												115	H	Stetson	78 73
												122	H	Illinois St.	52 63
												144	A	Central Mich.	66 84
												161	H	Detroit	68 87
												165	A	Wright St.	55 74
												184	H	Akron	70 78
												187	H	Marshall	58 60
												200	A	SIU Edwardsville	56 68
												236	A	Butler	43 55
												241	H	Northern Ill.	50 43
												277	H	Austin Peay	59 55
												287	A	Evansville	55 50
												299	H	Valparaiso	53 67
												306	A	Western Mich.	64 76
												311	H	Murray St.	81 72
LAST 12 Division I GAMES:															
184	H	Akron	70 78	187	H	Marshall	58 60								
113	A	Toledo	48 63	17	A	Green Bay	39 80								
144	A	Central Mich.	66 84	299	H	Valparaiso	53 67								
241	H	Northern Ill.	50 43	277	H	Austin Peay	59 55								
306	A	Western Mich.	64 76	236	A	Butler	43 55								
92	H	Eastern Mich.	54 51	115	H	Stetson	78 73								

Non-Div I Games: Oakland City 68 39

Ball St.

■ Loss,
 ■ Non-Conf, S Site,
 ■ Home
 ■ Away
 N Neutral

Average RPI Win:	85	WON-LOST	WINNING	LAST 12	STRENGTH OF	OPP. STRENGTH	TEAM	ADJ.	CONF.	ADJ CONF.
Average RPI Loss:	0	RECORD	PCT. RANK	GAMES	SCHEDULE	OF SCHEDULE	RPI	RPI	RPI	RPI
DIV. I ONLY	19- 0	1	12- 0	9	5	1	1	1	1	1
DIV. I NON-CONF.	13- 0	1	6- 0	20	6	2	2	1	1	1
TOTALS	RPI 1-25	RPI 26-50	W-L RECORDS	RPI 51-100	RPI 101-150	RPI 150+				
19- 0	4- 0	3- 0	OVERALL	7- 0	2- 0	3- 0				
13- 0	3- 0	1- 0	HOME	4- 0	2- 0	3- 0				
5- 0	1- 0	1- 0	AWAY	3- 0	0- 0	0- 0				
1- 0	0- 0	1- 0	NEUTRAL	0- 0	0- 0	0- 0				
13- 0	3- 0	1- 0	NON-CONFERENCE	4- 0	2- 0	3- 0				
10- 0	2- 0	0- 0	HOME	3- 0	2- 0	3- 0				
2- 0	1- 0	0- 0	AWAY	1- 0	0- 0	0- 0				
1- 0	0- 0	1- 0	NEUTRAL	0- 0	0- 0	0- 0				
6- 0	1- 0	2- 0	CONFERENCE	3- 0	0- 0	0- 0				
3- 0	1- 0	1- 0	HOME	1- 0	0- 0	0- 0				
3- 0	0- 0	1- 0	AWAY	2- 0	0- 0	0- 0				
0- 0	0- 0	0- 0	NEUTRAL	0- 0	0- 0	0- 0				

RPI	S	Opponent	Score	RPI	S	Opponent	Score	RPI	S	Opponent	Score	RPI	S	Opponent	Score
2	A	Tennessee	76 67	37	N	St. John's (NY)	73 59	51	A	Texas	77 59	111	H	Yale	109 59
3	H	Connecticut	66 61	38	H	Oklahoma St.	71 44	59	H	Chattanooga	91 31	112	H	McNeese St.	90 50
5	H	Notre Dame	94 81	49	A	Texas Tech	72 64	71	H	UCLA	83 50	175	H	Mississippi Val.	93 55
11	H	Kansas St.	76 41					75	H	Missouri	90 46	228	H	Milwaukee	72 41
								76	A	Iowa St.	57 45	330	H	Texas Southern	91 39
								81	H	Howard	82 28				
								100	A	Minnesota	89 60				
LAST 12 Division I GAMES:															
				11	H	Kansas St.	76 41	175	H	Mississippi Val.	93 55				
				49	A	Texas Tech	72 64	112	H	McNeese St.	90 50				
				51	A	Texas	77 59	3	H	Connecticut	66 61				
				38	H	Oklahoma St.	71 44	37	N	St. John's (NY)	73 59				
				76	A	Iowa St.	57 45	228	H	Milwaukee	72 41				
				75	H	Missouri	90 46	100	A	Minnesota	89 60				

Non-Div I Games:

Baylor

■ Loss,
 ■ Non-Conf, S Site,
 ■ Home
 ■ Away
 N Neutral

Average RPI Win: 236	WON-LOST	WINNING	LAST 12	STRENGTH OF	OPP. STRENGTH	TEAM	ADJ.	CONF.	ADJ CONF.
Average RPI Loss: 183	RECORD	PCT. RANK	GAMES	SCHEDULE	OF SCHEDULE	RPI	RPI	RPI	RPI
DIV. I ONLY	6- 14	270	4- 8	255	263	288	288	30	30
DIV. I NON-CONF.	1- 10	330	0- 4	186	158	256	256	27	27
TOTALS	RPI 1-25	RPI 26-50	W-L RECORDS	RPI 51-100	RPI 101-150	RPI 150+			
6- 14	0- 0	0- 1	OVERALL	0- 3	2- 2	4- 8			
4- 5	0- 0	0- 0	HOME	0- 1	2- 0	2- 4			
2- 9	0- 0	0- 1	AWAY	0- 2	0- 2	2- 4			
0- 0	0- 0	0- 0	NEUTRAL	0- 0	0- 0	0- 0			
1- 10	0- 0	0- 1	NON-CONFERENCE	0- 2	1- 2	0- 5			
1- 3	0- 0	0- 0	HOME	0- 0	1- 0	0- 3			
0- 7	0- 0	0- 1	AWAY	0- 2	0- 2	0- 2			
0- 0	0- 0	0- 0	NEUTRAL	0- 0	0- 0	0- 0			
5- 4	0- 0	0- 0	CONFERENCE	0- 1	1- 0	4- 3			
3- 2	0- 0	0- 0	HOME	0- 1	1- 0	2- 1			
2- 2	0- 0	0- 0	AWAY	0- 0	0- 0	2- 2			
0- 0	0- 0	0- 0	NEUTRAL	0- 0	0- 0	0- 0			

RPI S	Opponent	Score	RPI S	Opponent	Score	RPI S	Opponent	Score	RPI S	Opponent	Score	Team's RPI: 288
			32 A	Florida	45 72	59 A	Chattanooga	42 75	103 A	Auburn	53 80	
						66 H	Fla. Gulf Coast	50 57	115 H	Stetson	65 58	
						93 A	Memphis	40 79	132 A	UT Martin	48 67	
									150 H	Indiana St.	69 59	
									185 H	Indiana	52 63	
									213 H	Texas St.	66 71	
									247 A	Ohio	51 65	
									264 H	Kennesaw St.	57 55	
									266 A	Jacksonville	50 57	
									273 A	Eastern Ky.	46 60	
									275 A	North Florida	54 37	
									277 H	Austin Peay	56 58	
									278 A	East Tenn. St.	88 75	
									301 A	S.C. Upstate	51 61	
									321 H	Mercer	61 64	
									336 H	Lipscomb	64 54	
LAST 12 Division I GAMES:												
301 A	S.C. Upstate	51 61	275 A	North Florida	54 37							
278 A	East Tenn. St.	88 75	213 H	Texas St.	66 71							
115 H	Stetson	65 58	277 H	Austin Peay	56 58							
66 H	Fla. Gulf Coast	50 57	59 A	Chattanooga	42 75							
336 H	Lipscomb	64 54	273 A	Eastern Ky.	46 60							
266 A	Jacksonville	50 57	321 H	Mercer	61 64							

Non-Div I Games:

Belmont

■ Loss,
 ■ Non-Conf,
 ■ S Site,
 ■ H Home
 ■ A Away
 N Neutral

Bethune-Cookman

Through Games Of Sunday, January 22, 2012

Average RPI Win:	298	WON-LOST	WINNING	LAST 12	STRENGTH OF	OPP. STRENGTH	TEAM	ADJ.	CONF.	ADJ CONF.
Average RPI Loss:	192	RECORD	PCT. RANK	GAMES	SCHEDULE	OF SCHEDULE	RPI	RPI	RPI	RPI
DIV. I ONLY	5- 11	266	5- 7	332	304	325	325	26	26	
DIV. I NON-CONF.	2- 8	292	2- 5	282	277	300	300	23	23	
TOTALS	RPI 1-25	RPI 26-50	W-L RECORDS	RPI 51-100	RPI 101-150	RPI 150+				
5- 11	0- 0	0- 0	OVERALL	0- 1	0- 2	5- 8				
3- 4	0- 0	0- 0	HOME	0- 0	0- 2	3- 2				
2- 5	0- 0	0- 0	AWAY	0- 1	0- 0	2- 4				
0- 2	0- 0	0- 0	NEUTRAL	0- 0	0- 0	0- 2				
2- 8	0- 0	0- 0	NON-CONFERENCE	0- 1	0- 1	2- 6				
2- 2	0- 0	0- 0	HOME	0- 0	0- 1	2- 1				
0- 4	0- 0	0- 0	AWAY	0- 1	0- 0	0- 3				
0- 2	0- 0	0- 0	NEUTRAL	0- 0	0- 0	0- 2				
3- 3	0- 0	0- 0	CONFERENCE	0- 0	0- 1	3- 2				
1- 2	0- 0	0- 0	HOME	0- 0	0- 1	1- 1				
2- 1	0- 0	0- 0	AWAY	0- 0	0- 0	2- 1				
0- 0	0- 0	0- 0	NEUTRAL	0- 0	0- 0	0- 0				

RPI 1-25			RPI 26-50			RPI 51-100			RPI 101+			Team's RPI: 325
RPI	S	Opponent	Score	RPI	S	Opponent	Score	RPI	S	Opponent	Score	
						88 A South Fla.	36 72	115 H Stetson		64 82		
								148 H Florida A&M		57 81		
								181 A UCF		49 66		
								182 A Fla. Atlantic		46 68		
								182 N Fla. Atlantic		70 71		
								207 A Georgia St.		50 66		
								220 N Campbell		46 62		
								231 H South Carolina St.		60 71		
								244 H Savannah St.		58 54		
								275 H North Florida		66 63		
								279 H La.-Lafayette		67 72		
								284 A N.C. A&T		54 69		
								298 H Kent St.		58 49		
								334 A Delaware St.		52 50		
								341 A N.C. Central		64 54		
LAST 12 Division I GAMES:												
334 A Delaware St.		52 50	298 H Kent St.		58 49	275 H North Florida		66 63				
244 H Savannah St.		58 54	220 N Campbell		46 62	182 N Fla. Atlantic		70 71				
231 H South Carolina St.		60 71	279 H La.-Lafayette		67 72	115 H Stetson		64 82				
341 A N.C. Central		64 54										
284 A N.C. A&T		54 69										
207 A Georgia St.		50 66										

Non-Div I Games: Palm Beach Atl. 56 **59** Ave Maria 74 52

Bethune-Cookman

■ Loss,
 ■ Non-Conf, S Site,
 ■ Home
 ■ Away
 N Neutral

Binghamton

Through Games Of Sunday, January 22, 2012

Average RPI Win:	258	WON-LOST	WINNING	LAST 12	STRENGTH OF	OPP. STRENGTH	TEAM	ADJ.	CONF.	ADJ CONF.
Average RPI Loss:	142	RECORD	PCT. RANK	GAMES	SCHEDULE	OF SCHEDULE	RPI	RPI	RPI	RPI
DIV. I ONLY	10- 10	166	5- 7	282	209	202	202	14	14	
DIV. I NON-CONF.	6- 7	181	1- 4	277	209	213	213	12	12	
TOTALS	RPI 1-25	RPI 26-50	W-L RECORDS	RPI 51-100	RPI 101-150	RPI 150+				
10- 10	0- 0	0- 1	OVERALL	0- 3	1- 2	9- 4				
3- 5	0- 0	0- 1	HOME	0- 0	1- 2	2- 2				
6- 4	0- 0	0- 0	AWAY	0- 2	0- 0	6- 2				
1- 1	0- 0	0- 0	NEUTRAL	0- 1	0- 0	1- 0				
6- 7	0- 0	0- 1	NON-CONFERENCE	0- 2	0- 1	6- 3				
1- 4	0- 0	0- 1	HOME	0- 0	0- 1	1- 2				
4- 2	0- 0	0- 0	AWAY	0- 1	0- 0	4- 1				
1- 1	0- 0	0- 0	NEUTRAL	0- 1	0- 0	1- 0				
4- 3	0- 0	0- 0	CONFERENCE	0- 1	1- 1	3- 1				
2- 1	0- 0	0- 0	HOME	0- 0	1- 1	1- 0				
2- 2	0- 0	0- 0	AWAY	0- 1	0- 0	2- 1				
0- 0	0- 0	0- 0	NEUTRAL	0- 0	0- 0	0- 0				

RPI S	Opponent	Score	RPI S	Opponent	Score	RPI S	Opponent	Score	RPI S	Opponent	Score
26	H St. Bonaventure	34 49	53	N Dayton	50 60	102	H Syracuse	57 90	108	H Hartford	41 63
			86	A Boston U.	48 60	130	H UMBC	61 43	203	A New Hampshire	64 55
			100	A Minnesota	40 65	205	H Massachusetts	55 64	224	H Mt. St. Mary's	52 43
						227	H Rider	56 66	250	A Niagara	53 64
						251	N Nevada	58 52	251	N Nevada	58 52
						260	A Vermont	48 69	272	A Cornell	61 48
						274	A Army	49 47	282	A Stony Brook	44 32
						308	A Siena	80 70	317	A Saint Peter's	70 63
						318	H Maine	72 54			
LAST 12 Division I GAMES:											
203	A New Hampshire	64 55	318	H Maine	72 54						
130	H UMBC	61 43	53	N Dayton	50 60						
108	H Hartford	41 63	317	A Saint Peter's	70 63						
260	A Vermont	48 69	205	H Massachusetts	55 64						
86	A Boston U.	48 60	227	H Rider	56 66						
282	A Stony Brook	44 32	250	A Niagara	53 64						

Non-Div I Games:

Binghamton

Loss, Non-Conf, S Site, H Home A Away N Neutral

Average RPI Win:	273	WON-LOST	WINNING	LAST 12	STRENGTH OF	OPP. STRENGTH	TEAM	ADJ.	CONF.	ADJ CONF.
Average RPI Loss:	143	RECORD	PCT. RANK	GAMES	SCHEDULE	OF SCHEDULE	RPI	RPI	RPI	RPI
DIV. I ONLY	9- 8	151	6- 5	309	212	244	244	23	23	
DIV. I NON-CONF.	7- 6	153	4- 3	272	229	229	229	25	25	
TOTALS	RPI 1-25	RPI 26-50	W-L RECORDS	RPI 51-100	RPI 101-150	RPI 150+				
9- 8	0- 0	0- 0	OVERALL	0- 1	2- 3	7- 4				
6- 5	0- 0	0- 0	HOME	0- 0	1- 2	5- 3				
3- 3	0- 0	0- 0	AWAY	0- 1	1- 1	2- 1				
0- 0	0- 0	0- 0	NEUTRAL	0- 0	0- 0	0- 0				
7- 6	0- 0	0- 0	NON-CONFERENCE	0- 1	2- 3	5- 2				
5- 3	0- 0	0- 0	HOME	0- 0	1- 2	4- 1				
2- 3	0- 0	0- 0	AWAY	0- 1	1- 1	1- 1				
0- 0	0- 0	0- 0	NEUTRAL	0- 0	0- 0	0- 0				
2- 2	0- 0	0- 0	CONFERENCE	0- 0	0- 0	2- 2				
1- 2	0- 0	0- 0	HOME	0- 0	0- 0	1- 2				
1- 0	0- 0	0- 0	AWAY	0- 0	0- 0	1- 0				
0- 0	0- 0	0- 0	NEUTRAL	0- 0	0- 0	0- 0				

RPI S	Opponent	Score	RPI S	Opponent	Score	RPI S	Opponent	Score	RPI S	Opponent	Score	Team's RPI: 244
						62	A Idaho St.	75 84	102	H Syracuse	47 70	
									134	H Pepperdine	68 57	
									138	A Utah St.	86 97	
									138	H Utah St.	52 64	
									146	A Eastern Wash.	72 63	
									159	A Portland	56 83	
									160	H Seattle	80 89	
									173	H TCU	68 74	
									212	H Colorado St.	52 60	
									290	H New Mexico	65 46	
									293	H Utah Valley	85 64	
									302	A Air Force	81 75	
									314	H UC Riverside	68 58	
									323	A New Mexico St.	56 53	
									323	H New Mexico St.	72 57	
									332	H Weber St.	86 68	
LAST 12 Division I GAMES:												
173	H TCU	68 74	138	H Utah St.	52 64							
212	H Colorado St.	52 60	159	A Portland	56 83							
302	A Air Force	81 75	146	A Eastern Wash.	72 63							
290	H New Mexico	65 46	323	H New Mexico St.	72 57							
323	A New Mexico St.	56 53	160	H Seattle	80 89							
293	H Utah Valley	85 64	102	H Syracuse	47 70							

Non-Div I Games: Montana Tech 97 61 Southern Ore. 93 55

Boise St.

Average RPI Win:	198	WON-LOST	WINNING	LAST 12	STRENGTH OF	OPP. STRENGTH	TEAM	ADJ.	CONF.	ADJ CONF.
Average RPI Loss:	74	RECORD	PCT. RANK	GAMES	SCHEDULE	OF SCHEDULE	RPI	RPI	RPI	RPI
DIV. I ONLY	5- 14	288	2- 10	39	68	191	191	6	6	
DIV. I NON-CONF.	5- 8	220	2- 4	32	150	204	204	4	4	
TOTALS	RPI 1-25	RPI 26-50	W-L RECORDS	RPI 51-100	RPI 101-150	RPI 150+				
5- 14	0- 2	0- 1	OVERALL	0- 7	1- 3	4- 1				
5- 5	0- 1	0- 0	HOME	0- 3	1- 0	4- 1				
0- 9	0- 1	0- 1	AWAY	0- 4	0- 3	0- 0				
0- 0	0- 0	0- 0	NEUTRAL	0- 0	0- 0	0- 0				
5- 8	0- 1	0- 0	NON-CONFERENCE	0- 5	1- 2	4- 0				
5- 2	0- 0	0- 0	HOME	0- 2	1- 0	4- 0				
0- 6	0- 1	0- 0	AWAY	0- 3	0- 2	0- 0				
0- 0	0- 0	0- 0	NEUTRAL	0- 0	0- 0	0- 0				
0- 6	0- 1	0- 1	CONFERENCE	0- 2	0- 1	0- 1				
0- 3	0- 1	0- 0	HOME	0- 1	0- 0	0- 1				
0- 3	0- 0	0- 1	AWAY	0- 1	0- 1	0- 0				
0- 0	0- 0	0- 0	NEUTRAL	0- 0	0- 0	0- 0				

RPI 1-25				RPI 26-50				RPI 51-100				RPI 101+ Team's RPI: 191			
RPI	S	Opponent	Score	RPI	S	Opponent	Score	RPI	S	Opponent	Score	RPI	S	Opponent	Score
13	A	Rutgers	58 74	43	A	Virginia	58 69	52	A	North Carolina St.	57 80	106	A	Wake Forest	58 72
19	H	Georgia Tech	58 68					53	A	Dayton	60 69	108	A	Hartford	45 54
								57	A	Saint Joseph's	57 74	123	H	Holy Cross	67 58
								60	H	Florida St.	59 68	126	A	Wisconsin	50 58
								64	A	Arizona St.	54 79	179	H	Virginia Tech	35 38
								65	H	Hampton	63 71	201	H	Bryant	68 42
								86	H	Boston U.	62 70	205	H	Massachusetts	80 64
												215	H	Central Conn. St.	57 49
												246	H	Fairleigh Dickinson	68 57
LAST 12 Division I GAMES:															
43	A	Virginia	58 69	215	H	Central Conn. St.	57 49	57	A	Saint Joseph's	57 74				
60	H	Florida St.	59 68	57	A	Hampton	63 71	123	H	Holy Cross	67 58				
19	H	Georgia Tech	58 68	86	H	Boston U.	62 70	108	A	Hartford	45 54				
52	A	North Carolina St.	57 80												
106	A	Wake Forest	58 72												
179	H	Virginia Tech	35 38												

Non-Div I Games:

Boston College

■ Loss,
 ■ Non-Conf, S Site,
 ■ Home
 ■ Away
 N Neutral

Average RPI Win:	188	WON-LOST	WINNING	LAST 12	STRENGTH OF	OPP. STRENGTH	TEAM	ADJ.	CONF.	ADJ CONF.
Average RPI Loss:	110	RECORD	PCT. RANK	GAMES	SCHEDULE	OF SCHEDULE	RPI	RPI	RPI	RPI
DIV. I ONLY	14- 6	74	10- 2	213	90	86	86	14	14	
DIV. I NON-CONF.	7- 6	153	3- 2	199	22	65	65	12	12	
TOTALS	RPI 1-25	RPI 26-50	W-L RECORDS	RPI 51-100	RPI 101-150	RPI 150+				
14- 6	0- 0	1- 2	OVERALL	1- 1	3- 0	9- 3				
8- 0	0- 0	1- 0	HOME	1- 0	1- 0	5- 0				
5- 5	0- 0	0- 2	AWAY	0- 1	2- 0	3- 2				
1- 1	0- 0	0- 0	NEUTRAL	0- 0	0- 0	1- 1				
7- 6	0- 0	1- 2	NON-CONFERENCE	1- 1	1- 0	4- 3				
4- 0	0- 0	1- 0	HOME	1- 0	0- 0	2- 0				
2- 5	0- 0	0- 2	AWAY	0- 1	1- 0	1- 2				
1- 1	0- 0	0- 0	NEUTRAL	0- 0	0- 0	1- 1				
7- 0	0- 0	0- 0	CONFERENCE	0- 0	2- 0	5- 0				
4- 0	0- 0	0- 0	HOME	0- 0	1- 0	3- 0				
3- 0	0- 0	0- 0	AWAY	0- 0	1- 0	2- 0				
0- 0	0- 0	0- 0	NEUTRAL	0- 0	0- 0	0- 0				

RPI 1-25			RPI 26-50			RPI 51-100			Team's RPI: 86			RPI 101+			
RPI	S	Opponent	Score	RPI	S	Opponent	Score	RPI	S	Opponent	Score	RPI	S	Opponent	Score
				36	A	Richmond	60 72	61	A	West Virginia	53 78	108	H	Hartford	53 46
				37	A	St. John's (NY)	38 75	70	H	Providence	65 62	111	A	Yale	59 54
				48	H	Marist	49 36					119	A	Albany (NY)	58 54
												153	N	Coppin St.	44 59
												166	A	Harvard	57 62
												191	A	Boston College	70 62
												197	H	Northeastern	75 65
												202	H	Binghamton	60 48
												203	H	New Hampshire	79 39
												205	A	Massachusetts	49 55
												210	N	Navy	48 46
												260	A	Vermont	61 60
												282	A	Stony Brook	69 34
												318	H	Maine	75 34
												319	H	Rhode Island	71 44
LAST 12 Division I GAMES:															
				108	H	Hartford	53 46					260	A	Vermont	61 60
				203	H	New Hampshire	79 39					37	A	St. John's (NY)	38 75
				119	A	Albany (NY)	58 54					210	N	Navy	48 46
				282	A	Stony Brook	69 34					153	N	Coppin St.	44 59
				318	H	Maine	75 34					191	A	Boston College	70 62
				202	H	Binghamton	60 48					48	H	Marist	49 36

Non-Div I Games:

Boston U.

Bowling Green

Through Games Of Sunday, January 22, 2012

Average RPI Win:	217	WON-LOST	WINNING	LAST 12	STRENGTH OF	OPP. STRENGTH	TEAM	ADJ.	CONF.	ADJ CONF.
Average RPI Loss:	57	RECORD	PCT. RANK	GAMES	SCHEDULE	OF SCHEDULE	RPI	RPI	RPI	RPI
DIV. I ONLY	15- 3	19	10- 1	248	129	79	79	12	12	
DIV. I NON-CONF.	9- 3	61	4- 1	283	134	80	80	13	13	
TOTALS	RPI 1-25	RPI 26-50	W-L RECORDS	RPI 51-100	RPI 101-150	RPI 150+				
15- 3	0- 1	0- 0	OVERALL	2- 2	0- 0	13- 0				
9- 1	0- 1	0- 0	HOME	1- 0	0- 0	8- 0				
6- 2	0- 0	0- 0	AWAY	1- 2	0- 0	5- 0				
0- 0	0- 0	0- 0	NEUTRAL	0- 0	0- 0	0- 0				
9- 3	0- 1	0- 0	NON-CONFERENCE	0- 2	0- 0	9- 0				
5- 1	0- 1	0- 0	HOME	0- 0	0- 0	5- 0				
4- 2	0- 0	0- 0	AWAY	0- 2	0- 0	4- 0				
0- 0	0- 0	0- 0	NEUTRAL	0- 0	0- 0	0- 0				
6- 0	0- 0	0- 0	CONFERENCE	2- 0	0- 0	4- 0				
4- 0	0- 0	0- 0	HOME	1- 0	0- 0	3- 0				
2- 0	0- 0	0- 0	AWAY	1- 0	0- 0	1- 0				
0- 0	0- 0	0- 0	NEUTRAL	0- 0	0- 0	0- 0				

RPI 1-25				RPI 26-50				RPI 51-100 Team's RPI: 79				RPI 101+			
RPI	S	Opponent	Score	RPI	S	Opponent	Score	RPI	S	Opponent	Score	RPI	S	Opponent	Score
20	H	Purdue	53 54					53	A	Dayton	38 69	161	A	Detroit	57 49
								84	A	Miami (OH)	61 58	184	H	Akron	62 58
								92	H	Eastern Mich.	70 54	192	A	Buffalo	79 59
								99	A	Creighton	47 49	198	A	Youngstown St.	73 61
												212	A	Colorado St.	70 57
												232	H	Western Ky.	86 62
												236	H	Butler	71 61
												247	H	Ohio	61 49
												266	H	Jacksonville	83 53
												277	H	Austin Peay	72 38
												287	H	Evansville	71 54
												295	A	Wyoming	60 53
												298	H	Kent St.	76 57
LAST 12 Division I GAMES:															
				92	H	Eastern Mich.	70 54	212	A	Colorado St.	70 57				
				84	A	Miami (OH)	61 58	295	A	Wyoming	60 53				
				192	A	Buffalo	79 59	99	A	Creighton	47 49				
				247	H	Ohio	61 49	266	H	Jacksonville	83 53				
				184	H	Akron	62 58	277	H	Austin Peay	72 38				
				298	H	Kent St.	76 57	198	A	Youngstown St.	73 61				

Non-Div I Games: Madonna 91 41

Bowling Green

■ Loss,
 ■ Non-Conf, S Site,
 ■ Home
 ■ Away
 N Neutral

Average RPI Win: 201	WON-LOST	WINNING	LAST 12	STRENGTH OF	OPP. STRENGTH	TEAM	ADJ.	CONF.	ADJ CONF.
Average RPI Loss: 144	RECORD	PCT. RANK	GAMES	SCHEDULE	OF SCHEDULE	RPI	RPI	RPI	RPI
DIV. I ONLY	11- 8	126	7- 5	157	228	147	147	10	10
DIV. I NON-CONF.	9- 3	61	5- 0	155	296	146	146	10	10

TOTALS	RPI 1-25	RPI 26-50	W-L RECORDS	RPI 51-100	RPI 101-150	RPI 150+			
11- 8	0- 0	0- 0	OVERALL	1- 2	2- 4	8- 2			
4- 5	0- 0	0- 0	HOME	1- 2	1- 2	2- 1			
6- 2	0- 0	0- 0	AWAY	0- 0	1- 1	5- 1			
1- 1	0- 0	0- 0	NEUTRAL	0- 0	0- 1	1- 0			
9- 3	0- 0	0- 0	NON-CONFERENCE	1- 0	1- 2	7- 1			
3- 2	0- 0	0- 0	HOME	1- 0	0- 1	2- 1			
5- 0	0- 0	0- 0	AWAY	0- 0	1- 0	4- 0			
1- 1	0- 0	0- 0	NEUTRAL	0- 0	0- 1	1- 0			
2- 5	0- 0	0- 0	CONFERENCE	0- 2	1- 2	1- 1			
1- 3	0- 0	0- 0	HOME	0- 2	1- 1	0- 0			
1- 2	0- 0	0- 0	AWAY	0- 0	0- 1	1- 1			
0- 0	0- 0	0- 0	NEUTRAL	0- 0	0- 0	0- 0			

RPI 1-25			RPI 26-50			RPI 51-100			RPI 101+			Team's RPI: 147
RPI	S	Opponent	Score	RPI	S	Opponent	Score	RPI	S	Opponent	Score	
						67	H Iowa	96 88	114	H Eastern Ill.	58	59
						69	H Missouri St.	70 79	115	N Stetson	63	73
						74	H Wichita St.	58 71	122	H Illinois St.	65	67
									140	A UNI	57	71
									144	A Central Mich.	86	79
									150	H Indiana St.	79	58
									154	H Northern Colo.	59	49
									200	A SIU Edwardsville	66	60
									216	A Winthrop	71	61
									228	H Milwaukee	67	71
									236	A Butler	71	63
									241	A Northern Ill.	50	45
									250	N Niagara	68	43
									271	H Western Ill.	93	64
									285	A Southern Ill.	72	59
									287	A Evansville	59	71
LAST 12 Division I GAMES:												
140	A	UNI	57 71	69	H	Missouri St.	70 79	271	H	Western Ill.	93	64
150	H	Indiana St.	79 58	67	H	Iowa	96 88	200	A	SIU Edwardsville	66	60
122	H	Illinois St.	65 67	144	A	Central Mich.	86 79	236	A	Butler	71	63
287	A	Evansville	59 71	241	A	Northern Ill.	50 45	250	N	Niagara	68	43
285	A	Southern Ill.	72 59	271	H	Western Ill.	93 64	285	A	Southern Ill.	72	59
74	H	Wichita St.	58 71	287	A	Evansville	59 71					

Non-Div I Games:

Bradley

Average RPI Win:	232	WON-LOST	WINNING	LAST 12	STRENGTH OF	OPP. STRENGTH	TEAM	ADJ.	CONF.	ADJ CONF.
Average RPI Loss:	179	RECORD	PCT. RANK	GAMES	SCHEDULE	OF SCHEDULE	RPI	RPI	RPI	RPI
DIV. I ONLY	9- 6	113	8- 3	292	281	196	196	15	15	
DIV. I NON-CONF.	8- 5	106	7- 2	305	318	218	218	20	20	
TOTALS	RPI 1-25	RPI 26-50	W-L RECORDS	RPI 51-100	RPI 101-150	RPI 150+				
9- 6	0- 0	0- 0	OVERALL	1- 0	2- 3	6- 3				
4- 4	0- 0	0- 0	HOME	1- 0	1- 3	2- 1				
4- 2	0- 0	0- 0	AWAY	0- 0	1- 0	3- 2				
1- 0	0- 0	0- 0	NEUTRAL	0- 0	0- 0	1- 0				
8- 5	0- 0	0- 0	NON-CONFERENCE	1- 0	1- 2	6- 3				
4- 3	0- 0	0- 0	HOME	1- 0	1- 2	2- 1				
3- 2	0- 0	0- 0	AWAY	0- 0	0- 0	3- 2				
1- 0	0- 0	0- 0	NEUTRAL	0- 0	0- 0	1- 0				
1- 1	0- 0	0- 0	CONFERENCE	0- 0	1- 1	0- 0				
0- 1	0- 0	0- 0	HOME	0- 0	0- 1	0- 0				
1- 0	0- 0	0- 0	AWAY	0- 0	1- 0	0- 0				
0- 0	0- 0	0- 0	NEUTRAL	0- 0	0- 0	0- 0				

RPI 1-25			RPI 26-50			RPI 51-100			RPI 101+			Team's RPI: 196
RPI	S	Opponent	Score	RPI	S	Opponent	Score	RPI	S	Opponent	Score	
						70	H Providence	70	57	111	A Yale	60 55
										111	H Yale	65 75
										119	H Albany (NY)	65 53
										123	H Holy Cross	74 81
										125	H Fairfield	55 63
										201	A Bryant	49 64
										203	H New Hampshire	57 62
										260	H Vermont	61 57
										287	N Evansville	55 47
										289	A San Jose St.	61 47
										313	A NJIT	66 70
										318	A Maine	61 59
										319	A Rhode Island	53 40
										319	H Rhode Island	66 54
LAST 12 Division I GAMES:												
111	A	Yale	60 55	70	H	Providence	70 57					
123	H	Holy Cross	74 81	319	H	Rhode Island	66 54					
111	H	Yale	65 75	125	H	Fairfield	55 63					
319	A	Rhode Island	53 40	318	A	Maine	61 59					
289	A	San Jose St.	61 47	287	N	Evansville	55 47					
260	H	Vermont	61 57	201	A	Bryant	49 64					

Non-Div I Games: Dominican (CA) 66 45

Brown

■ Loss,
 ■ Non-Conf,
 ■ S Site,
 ■ H Home
 ■ A Away
 N Neutral

Average RPI Win: 259	WON-LOST	WINNING	LAST 12	STRENGTH OF	OPP. STRENGTH	TEAM	ADJ.	CONF.	ADJ CONF.
Average RPI Loss: 165	RECORD	PCT. RANK	GAMES	SCHEDULE	OF SCHEDULE	RPI	RPI	RPI	RPI
DIV. I ONLY	11- 7	104	7- 5	333	197	201	201	21	21
DIV. I NON-CONF.	7- 4	98	3- 2	339	278	264	264	24	24
TOTALS	RPI 1-25	RPI 26-50	W-L RECORDS	RPI 51-100	RPI 101-150	RPI 150+			
11- 7	0- 0	0- 0	OVERALL	0- 2	0- 1	11- 4			
6- 2	0- 0	0- 0	HOME	0- 1	0- 0	6- 1			
5- 5	0- 0	0- 0	AWAY	0- 1	0- 1	5- 3			
0- 0	0- 0	0- 0	NEUTRAL	0- 0	0- 0	0- 0			
7- 4	0- 0	0- 0	NON-CONFERENCE	0- 0	0- 1	7- 3			
4- 1	0- 0	0- 0	HOME	0- 0	0- 0	4- 1			
3- 3	0- 0	0- 0	AWAY	0- 0	0- 1	3- 2			
0- 0	0- 0	0- 0	NEUTRAL	0- 0	0- 0	0- 0			
4- 3	0- 0	0- 0	CONFERENCE	0- 2	0- 0	4- 1			
2- 1	0- 0	0- 0	HOME	0- 1	0- 0	2- 0			
2- 2	0- 0	0- 0	AWAY	0- 1	0- 0	2- 1			
0- 0	0- 0	0- 0	NEUTRAL	0- 0	0- 0	0- 0			

RPI S	Opponent	Score	RPI S	Opponent	Score	RPI S	Opponent	Score	RPI S	Opponent	Score	Team's RPI: 201
						58	A Quinnipiac	56 67	123	A Holy Cross	62 82	
						58	H Quinnipiac	47 84	158	H Saint Francis (PA)	57 52	
									169	H Iona	53 66	
									180	H Robert Morris	75 71	
									191	A Boston College	42 68	
									196	H Brown	64 49	
									215	A Central Conn. St.	68 62	
									224	A Mt. St. Mary's	61 66	
									258	H Lafayette	56 48	
									274	H Army	64 54	
									276	A Dartmouth	63 45	
									318	A Maine	65 53	
									319	H Rhode Island	75 62	
									322	A Colgate	76 74	
									333	A Columbia	74 77	
									335	A Wagner	71 67	
LAST 12 Division I GAMES:												
			58	H Quinnipiac	47 84		333	A Columbia	74 77			
			335	A Wagner	71 67		215	A Central Conn. St.	68 62			
			224	A Mt. St. Mary's	61 66		123	A Holy Cross	62 82			
			180	H Robert Morris	75 71		258	H Lafayette	56 48			
			158	H Saint Francis (PA)	57 52		276	A Dartmouth	63 45			
			274	H Army	64 54		58	A Quinnipiac	56 67			






























































Non-Div I Games:

Bryant

Bucknell





Through Games Of Sunday, January 22, 2012

Average RPI Win:	252	WON-LOST	WINNING	LAST 12	STRENGTH OF	OPP. STRENGTH	TEAM	ADJ.	CONF.	ADJ CONF.
Average RPI Loss:	203	RECORD	PCT. RANK	GAMES	SCHEDULE	OF SCHEDULE	RPI	RPI	RPI	RPI
DIV. I ONLY	2- 18	335	1- 11	316	279	339	339	27	27	
DIV. I NON-CONF.	2- 13	316	1- 6	312	246	338	338	29	29	
TOTALS	RPI 1-25	RPI 26-50	W-L RECORDS	RPI 51-100	RPI 101-150	RPI 150+				
2- 18	0- 0	0- 1	OVERALL	0- 1	0- 2	2- 14				
2- 8	0- 0	0- 1	HOME	0- 0	0- 1	2- 6				
0- 10	0- 0	0- 0	AWAY	0- 1	0- 1	0- 8				
0- 0	0- 0	0- 0	NEUTRAL	0- 0	0- 0	0- 0				
2- 13	0- 0	0- 1	NON-CONFERENCE	0- 1	0- 1	2- 10				
2- 5	0- 0	0- 1	HOME	0- 0	0- 1	2- 3				
0- 8	0- 0	0- 0	AWAY	0- 1	0- 0	0- 7				
0- 0	0- 0	0- 0	NEUTRAL	0- 0	0- 0	0- 0				
0- 5	0- 0	0- 0	CONFERENCE	0- 0	0- 1	0- 4				
0- 3	0- 0	0- 0	HOME	0- 0	0- 0	0- 3				
0- 2	0- 0	0- 0	AWAY	0- 0	0- 1	0- 1				
0- 0	0- 0	0- 0	NEUTRAL	0- 0	0- 0	0- 0				

RPI 1-25	RPI 26-50	RPI 51-100	RPI 101+ Team's RPI: 339
RPI S Opponent Score	RPI S Opponent Score	RPI S Opponent Score	RPI S Opponent Score
	30  Penn St. 54  78	61  West Virginia 30  72	111  Yale 48  69
			123  Holy Cross 53  70
			158  Saint Francis (PA) 53  70
			174  Lehigh 38  53
			186  Fordham 49 39
			192  Buffalo 57  63
			198  Youngstown St. 56  57
			211  Canisius 47  55
			224  Mt. St. Mary's 46  58
			227  Rider 43  63
			250  Niagara 55  61
			255  Morgan St. 52  54
			258  Lafayette 45  49
			272  Cornell 45  65
			274  Army 64  67
			313  NJIT 53  54
			317  Saint Peter's 46 35
			322  Colgate 66  73
LAST 12 Division I GAMES:			
123  Holy Cross 53  70	224  Mt. St. Mary's 46  58		
174  Lehigh 38  53	61  West Virginia 30  72		
258  Lafayette 45  49	30  Penn St. 54  78		
322  Colgate 66  73	272  Cornell 45  65		
274  Army 64  67	186  Fordham 49 39		
111  Yale 48  69	313  NJIT 53  54		

Non-Div I Games:

Bucknell

 Loss,  Non-Conf, S Site,  Home  Away N Neutral

B
u
f
f
a
l
o

Buffalo				Through Games Of Sunday, January 22, 2012						
Average RPI Win:	254	WON-LOST	WINNING	LAST 12	STRENGTH OF	OPP. STRENGTH	TEAM	ADJ.	CONF.	ADJ CONF.
Average RPI Loss:	121	RECORD	PCT. RANK	GAMES	SCHEDULE	OF SCHEDULE	RPI	RPI	RPI	RPI
DIV. I ONLY		6- 14	270	4- 8	78	219	192	192	12	12
DIV. I NON-CONF.		5- 9	235	3- 3	62	211	181	181	13	13

TOTALS	RPI 1-25	RPI 26-50		W-L RECORDS		RPI 51-100		RPI 101-150		RPI 150+
6- 14	0- 1	0- 1		OVERALL		0- 6		0- 1		6- 5
3- 3	0- 0	0- 0		HOME		0- 1		0- 0		3- 2
2- 9	0- 1	0- 1		AWAY		0- 4		0- 1		2- 2
1- 2	0- 0	0- 0		NEUTRAL		0- 1		0- 0		1- 1
5- 9	0- 1	0- 1		NON-CONFERENCE		0- 4		0- 1		5- 2
3- 1	0- 0	0- 0		HOME		0- 0		0- 0		3- 1
1- 6	0- 1	0- 1		AWAY		0- 3		0- 1		1- 0
1- 2	0- 0	0- 0		NEUTRAL		0- 1		0- 0		1- 1
1- 5	0- 0	0- 0		CONFERENCE		0- 2		0- 0		1- 3
0- 2	0- 0	0- 0		HOME		0- 1		0- 0		0- 1
1- 3	0- 0	0- 0		AWAY		0- 1		0- 0		1- 2
0- 0	0- 0	0- 0		NEUTRAL		0- 0		0- 0		0- 0

B
u
f
f
a
l
o

RPI 1-25				RPI 26-50				RPI 51-100				RPI 101+ Team's RPI: 192			
RPI	S	Opponent	Score	RPI	S	Opponent	Score	RPI	S	Opponent	Score	RPI	S	Opponent	Score
3	A	Connecticut	34 90	26	A	St. Bonaventure	45 76	53	N	Dayton	74 94	102	A	Syracuse	59 79
								55	A	Duquesne	46 90	165	H	Wright St.	54 81
								76	A	Iowa St.	45 65	172	H	Oakland	69 65
								79	H	Bowling Green	59 79	184	H	Akron	82 91
								81	A	Howard	57 81	211	H	Canisius	62 57
								84	A	Miami (OH)	51 72	241	A	Northern Ill.	62 46
												246	N	Fairleigh Dickinson	54 63
												247	A	Ohio	64 73
												250	A	Niagara	65 54
												298	A	Kent St.	73 85
												313	N	NJIT	66 53
												339	H	Bucknell	63 57
LAST 12 Division I GAMES:															
241	A	Northern Ill.	62 46	76	A	Iowa St.	45 65								
298	A	Kent St.	73 85	313	N	NJIT	66 53								
79	H	Bowling Green	59 79	172	H	Oakland	69 65								
184	H	Akron	82 91	81	A	Howard	57 81								
84	A	Miami (OH)	51 72	26	A	St. Bonaventure	45 76								
247	A	Ohio	64 73	211	H	Canisius	62 57								

Non-Div I Games:

Buffalo

Average RPI Win: 228	WON-LOST	WINNING	LAST 12	STRENGTH OF	OPP. STRENGTH	TEAM	ADJ.	CONF.	ADJ CONF.
Average RPI Loss: 169	RECORD	PCT. RANK	GAMES	SCHEDULE	OF SCHEDULE	RPI	RPI	RPI	RPI
DIV. I ONLY	6- 11	242	5- 6	201	230	236	236	13	13
DIV. I NON-CONF.	3- 7	260	2- 2	184	194	223	223	18	18
TOTALS	RPI 1-25	RPI 26-50	W-L RECORDS	RPI 51-100	RPI 101-150	RPI 150+			
6- 11	0- 0	0- 0	OVERALL	0- 3	0- 2	6- 6			
4- 1	0- 0	0- 0	HOME	0- 0	0- 1	4- 0			
1- 8	0- 0	0- 0	AWAY	0- 1	0- 1	1- 6			
1- 2	0- 0	0- 0	NEUTRAL	0- 2	0- 0	1- 0			
3- 7	0- 0	0- 0	NON-CONFERENCE	0- 3	0- 2	3- 2			
2- 1	0- 0	0- 0	HOME	0- 0	0- 1	2- 0			
0- 4	0- 0	0- 0	AWAY	0- 1	0- 1	0- 2			
1- 2	0- 0	0- 0	NEUTRAL	0- 2	0- 0	1- 0			
3- 4	0- 0	0- 0	CONFERENCE	0- 0	0- 0	3- 4			
2- 0	0- 0	0- 0	HOME	0- 0	0- 0	2- 0			
1- 4	0- 0	0- 0	AWAY	0- 0	0- 0	1- 4			
0- 0	0- 0	0- 0	NEUTRAL	0- 0	0- 0	0- 0			

RPI 1-25				RPI 26-50				RPI 51-100				RPI 101+				Team's RPI: 236	
RPI	S	Opponent	Score	RPI	S	Opponent	Score	RPI	S	Opponent	Score	RPI	S	Opponent	Score		
								76	N	Iowa St.	44	64	147	H	Bradley	63	71
								79	A	Bowling Green	61	71	150	A	Indiana St.	46	49
								90	N	UNLV	39	62	155	A	Ill.-Chicago	42	77
													161	A	Detroit	60	72
													165	A	Wright St.	47	48
													166	N	Harvard	69	68
													198	H	Youngstown St.	73	64
													217	A	Loyola Chicago	60	57
													242	H	Cleveland St.	67	43
													251	A	Nevada	69	71
													263	H	Ball St.	55	43
													280	H	IUPUI	58	50
													286	A	IPFW	60	68
													299	A	Valparaiso	53	58
LAST 12 Division I GAMES:																	
				217	A	Loyola Chicago	60	57		161	A	Detroit	60	72			
				155	A	Ill.-Chicago	42	77		280	H	IUPUI	58	50			
				299	A	Valparaiso	53	58		263	H	Ball St.	55	43			
				242	H	Cleveland St.	67	43		150	A	Indiana St.	46	49			
				198	H	Youngstown St.	73	64		79	A	Bowling Green	61	71			
				165	A	Wright St.	47	48		147	H	Bradley	63	71			

Non-Div I Games: Marian (IN) 74 39

Butler

CSU Bakersfield

Through Games Of Sunday, January 22, 2012

Average RPI Win:	239	WON-LOST	WINNING	LAST 12	STRENGTH OF	OPP. STRENGTH	TEAM	ADJ.	CONF.	ADJ CONF.
Average RPI Loss:	158	RECORD	PCT. RANK	GAMES	SCHEDULE	OF SCHEDULE	RPI	RPI	RPI	RPI
DIV. I ONLY	3- 18	323	1- 11	166	144	303	303	28	28	
DIV. I NON-CONF.	3- 18	311	1- 11	172	161	304	304	32	32	
TOTALS	RPI 1-25	RPI 26-50	W-L RECORDS	RPI 51-100	RPI 101-150	RPI 150+				
3- 18	0- 2	0- 2	OVERALL	0- 2	0- 3	3- 9				
2- 6	0- 0	0- 0	HOME	0- 1	0- 2	2- 3				
1- 9	0- 1	0- 1	AWAY	0- 1	0- 1	1- 5				
0- 3	0- 1	0- 1	NEUTRAL	0- 0	0- 0	0- 1				
3- 18	0- 2	0- 2	NON-CONFERENCE	0- 2	0- 3	3- 9				
2- 6	0- 0	0- 0	HOME	0- 1	0- 2	2- 3				
1- 9	0- 1	0- 1	AWAY	0- 1	0- 1	1- 5				
0- 3	0- 1	0- 1	NEUTRAL	0- 0	0- 0	0- 1				
0- 0	0- 0	0- 0	CONFERENCE	0- 0	0- 0	0- 0				
0- 0	0- 0	0- 0	HOME	0- 0	0- 0	0- 0				
0- 0	0- 0	0- 0	AWAY	0- 0	0- 0	0- 0				
0- 0	0- 0	0- 0	NEUTRAL	0- 0	0- 0	0- 0				

RPI 1-25				RPI 26-50				RPI 51-100				RPI 101+ Team's RPI: 303			
RPI	S	Opponent	Score	RPI	S	Opponent	Score	RPI	S	Opponent	Score	RPI	S	Opponent	Score
4	A	Stanford	48 90	35	A	California	56 86	63	A	Fresno St.	59 88	103	A	San Diego	70 99
6	N	Maryland	83 114	49	N	Texas Tech	63 81	72	H	Oregon St.	62 85	116	H	San Diego St.	60 74
												120	H	Pacific	73 96
												157	A	FIU	59 82
												193	A	Montana	64 56
												195	A	Santa Clara	87 93
												209	H	UC Irvine	104 92
												212	H	Colorado St.	63 65
												237	H	Cal St. Fullerton	58 67
												251	H	Nevada	76 85
												281	N	Prairie View	64 69
												291	A	Sacramento St.	84 87
												314	A	UC Riverside	62 76
												314	H	UC Riverside	72 66
												332	A	Weber St.	72 85
LAST 12 Division I GAMES:															
314	H	UC Riverside	72 66	103	A	San Diego	70 99								
237	H	Cal St. Fullerton	58 67	4	A	Stanford	48 90								
251	H	Nevada	76 85	291	A	Sacramento St.	84 87								
116	H	San Diego St.	60 74	63	A	Fresno St.	59 88								
212	H	Colorado St.	63 65	72	H	Oregon St.	62 85								
49	N	Texas Tech	63 81	332	A	Weber St.	72 85								

Non-Div I Games: Southern Ore. 111 66

CSU Bakersfield

Loss, Non-Conf, S Site, H Home A Away N Neutral

Average RPI Win:	262	WON-LOST	WINNING	LAST 12	STRENGTH OF	OPP. STRENGTH	TEAM	ADJ.	CONF.	ADJ CONF.
Average RPI Loss:	138	RECORD	PCT. RANK	GAMES	SCHEDULE	OF SCHEDULE	RPI	RPI	RPI	RPI
DIV. I ONLY	6- 12	248	3- 9	154	260	226	226	20	20	
DIV. I NON-CONF.	3- 9	274	0- 6	83	214	190	190	17	17	
TOTALS	RPI 1-25	RPI 26-50	W-L RECORDS	RPI 51-100	RPI 101-150	RPI 150+				
6- 12	0- 0	0- 1	OVERALL	0- 2	0- 5	6- 4				
4- 3	0- 0	0- 0	HOME	0- 1	0- 1	4- 1				
2- 9	0- 0	0- 1	AWAY	0- 1	0- 4	2- 3				
0- 0	0- 0	0- 0	NEUTRAL	0- 0	0- 0	0- 0				
3- 9	0- 0	0- 1	NON-CONFERENCE	0- 2	0- 5	3- 1				
2- 2	0- 0	0- 0	HOME	0- 1	0- 1	2- 0				
1- 7	0- 0	0- 1	AWAY	0- 1	0- 4	1- 1				
0- 0	0- 0	0- 0	NEUTRAL	0- 0	0- 0	0- 0				
3- 3	0- 0	0- 0	CONFERENCE	0- 0	0- 0	3- 3				
2- 1	0- 0	0- 0	HOME	0- 0	0- 0	2- 1				
1- 2	0- 0	0- 0	AWAY	0- 0	0- 0	1- 2				
0- 0	0- 0	0- 0	NEUTRAL	0- 0	0- 0	0- 0				

RPI S	Opponent	Score	RPI S	Opponent	Score	RPI S	Opponent	Score	RPI S	Opponent	Score	Team's RPI: 226
39	A St. Mary's (CA)	62 65	63	H Fresno St.	76 79	103	A San Diego	52 69	110	A LIU Brooklyn	61 69	
			80	A Sacred Heart	69 89	116	A San Diego St.	78 79	123	A Oregon	93 102	
						134	H Pepperdine	78 80	176	A Cal St. Northridge	77 79	
						188	H UC Santa Barbara	61 58	209	H UC Irvine	60 62	
						237	A Cal St. Fullerton	76 69	240	A Long Beach St.	67 74	
						259	A Loyola Marymount	72 73	268	A San Francisco	82 66	
						277	H Austin Peay	79 69	289	H San Jose St.	71 55	
						314	H UC Riverside	71 43				
LAST 12 Division I GAMES:												
240	A Long Beach St.	67 74	116	A San Diego St.	78 79							
176	A Cal St. Northridge	77 79	259	A Loyola Marymount	72 73							
209	H UC Irvine	60 62	103	A San Diego	52 69							
314	H UC Riverside	71 43	110	A LIU Brooklyn	61 69							
237	A Cal St. Fullerton	76 69	80	A Sacred Heart	69 89							
188	H UC Santa Barbara	61 58	39	A St. Mary's (CA)	62 65							

Non-Div I Games:

Cal Poly

■ Loss,
 ■ Non-Conf, S Site,
 ■ Home
 ■ Away
 N Neutral

Average RPI Win:	236	WON-LOST	WINNING	LAST 12	STRENGTH OF	OPP. STRENGTH	TEAM	ADJ.	CONF.	ADJ CONF.
Average RPI Loss:	188	RECORD	PCT. RANK	GAMES	SCHEDULE	OF SCHEDULE	RPI	RPI	RPI	RPI
DIV. I ONLY	8- 10	203	5- 7	322	147	237	237	20	20	
DIV. I NON-CONF.	7- 5	123	4- 2	320	151	253	253	17	17	
TOTALS	RPI 1-25	RPI 26-50	W-L RECORDS	RPI 51-100	RPI 101-150	RPI 150+				
8- 10	0- 0	0- 1	OVERALL	1- 1	1- 1	6- 7				
3- 3	0- 0	0- 1	HOME	0- 0	1- 0	2- 2				
5- 6	0- 0	0- 0	AWAY	1- 1	0- 1	4- 4				
0- 1	0- 0	0- 0	NEUTRAL	0- 0	0- 0	0- 1				
7- 5	0- 0	0- 1	NON-CONFERENCE	0- 1	1- 0	6- 3				
3- 1	0- 0	0- 1	HOME	0- 0	1- 0	2- 0				
4- 3	0- 0	0- 0	AWAY	0- 1	0- 0	4- 2				
0- 1	0- 0	0- 0	NEUTRAL	0- 0	0- 0	0- 1				
1- 5	0- 0	0- 0	CONFERENCE	1- 0	0- 1	0- 4				
0- 2	0- 0	0- 0	HOME	0- 0	0- 0	0- 2				
1- 3	0- 0	0- 0	AWAY	1- 0	0- 1	0- 2				
0- 0	0- 0	0- 0	NEUTRAL	0- 0	0- 0	0- 0				

RPI S	Opponent	Score	RPI S	Opponent	Score	RPI S	Opponent	Score	RPI S	Opponent	Score	Team's RPI: 237
			34 H	Gonzaga	60 73	64 A	Arizona St.	49 63	120 A	Pacific	67 72	
						91 A	UC Davis	58 50	134 H	Pepperdine	65 51	
									163 A	SMU	63 75	
									188 H	UC Santa Barbara	37 39	
									209 A	UC Irvine	68 73	
									226 H	Cal Poly	69 76	
									251 H	Nevada	76 74	
									259 H	Loyola Marymount	79 52	
									267 N	Tennessee St.	48 61	
									268 A	San Francisco	55 50	
									289 A	San Jose St.	81 65	
									291 A	Sacramento St.	81 64	
									297 A	Northern Ariz.	54 64	
									303 A	CSU Bakersfield	67 58	
									314 A	UC Riverside	65 69	
LAST 12 Division I GAMES:												
314 A	UC Riverside	65 69	120 A	Pacific	67 72							
209 A	UC Irvine	68 73	289 A	San Jose St.	81 65							
303 A	CSU Bakersfield	67 58	268 A	San Francisco	55 50							
188 H	UC Santa Barbara	37 39	251 H	Nevada	76 74							
226 H	Cal Poly	69 76	64 A	Arizona St.	49 63							
91 A	UC Davis	58 50	297 A	Northern Ariz.	54 64							

Non-Div I Games:

Cal St. Fullerton

■ Loss,
 ■ Non-Conf,
 ■ S Site,
 ■ H Home
 ■ A Away
 N Neutral

Average RPI Win:	231	WON-LOST	WINNING	LAST 12	STRENGTH OF	OPP. STRENGTH	TEAM	ADJ.	CONF.	ADJ CONF.
Average RPI Loss:	125	RECORD	PCT. RANK	GAMES	SCHEDULE	OF SCHEDULE	RPI	RPI	RPI	RPI
DIV. I ONLY	10- 9	155	6- 6	249	131	176	176	20	20	
DIV. I NON-CONF.	5- 7	208	1- 4	244	102	174	174	17	17	
TOTALS	RPI 1-25	RPI 26-50	W-L RECORDS	RPI 51-100	RPI 101-150	RPI 150+				
10- 9	0- 0	0- 0	OVERALL	1- 4	1- 2	8- 3				
6- 3	0- 0	0- 0	HOME	1- 1	0- 0	5- 2				
4- 6	0- 0	0- 0	AWAY	0- 3	1- 2	3- 1				
0- 0	0- 0	0- 0	NEUTRAL	0- 0	0- 0	0- 0				
5- 7	0- 0	0- 0	NON-CONFERENCE	1- 3	0- 2	4- 2				
3- 2	0- 0	0- 0	HOME	1- 1	0- 0	2- 1				
2- 5	0- 0	0- 0	AWAY	0- 2	0- 2	2- 1				
0- 0	0- 0	0- 0	NEUTRAL	0- 0	0- 0	0- 0				
5- 2	0- 0	0- 0	CONFERENCE	0- 1	1- 0	4- 1				
3- 1	0- 0	0- 0	HOME	0- 0	0- 0	3- 1				
2- 1	0- 0	0- 0	AWAY	0- 1	1- 0	1- 0				
0- 0	0- 0	0- 0	NEUTRAL	0- 0	0- 0	0- 0				

RPI S	Opponent	Score	RPI S	Opponent	Score	RPI S	Opponent	Score	RPI S	Opponent	Score	Team's RPI: 176
						61	H West Virginia	48 47	120	A Pacific	72 68	
						63	H Fresno St.	61 70	123	A Oregon	75 79	
						72	A Oregon St.	63 83	134	A Pepperdine	64 68	
						91	A UC Davis	53 55	159	A Portland	66 73	
						97	A Washington	67 73	188	H UC Santa Barbara	67 71	
									195	H Santa Clara	72 90	
									209	H UC Irvine	55 49	
									226	H Cal Poly	79 77	
									240	A Long Beach St.	57 50	
									259	A Loyola Marymount	79 62	
									268	A San Francisco	67 59	
									289	H San Jose St.	85 55	
									314	H UC Riverside	63 55	
									322	H Colgate	71 60	
LAST 12 Division I GAMES:												
			188	H UC Santa Barbara	67 71		209	H UC Irvine	55 49			
			226	H Cal Poly	79 77		159	A Portland	66 73			
			120	A Pacific	72 68		123	A Oregon	75 79			
			91	A UC Davis	53 55		63	H Fresno St.	61 70			
			240	A Long Beach St.	57 50		289	H San Jose St.	85 55			
			314	H UC Riverside	63 55		134	A Pepperdine	64 68			

Non-Div I Games:

Cal St. Northridge

■ Loss,
 ■ Non-Conf,
 ■ S Site,
 ■ Home
 ■ A Away
 N Neutral

California

Through Games Of Sunday, January 22, 2012

Average RPI Win:	141	WON-LOST	WINNING	LAST 12	STRENGTH OF	OPP. STRENGTH	TEAM	ADJ.	CONF.	ADJ CONF.
Average RPI Loss:	34	RECORD	PCT. RANK	GAMES	SCHEDULE	OF SCHEDULE	RPI	RPI	RPI	RPI
DIV. I ONLY	15- 5	43	9- 3	67	15	35	35	5	5	
DIV. I NON-CONF.	9- 3	61	3- 1	85	17	38	38	6	6	
TOTALS	RPI 1-25	RPI 26-50	W-L RECORDS	RPI 51-100	RPI 101-150	RPI 150+				
15- 5	0- 3	2- 0	OVERALL	5- 2	3- 0	5- 0				
10- 1	0- 1	0- 0	HOME	4- 0	2- 0	4- 0				
4- 3	0- 2	1- 0	AWAY	1- 1	1- 0	1- 0				
1- 1	0- 0	1- 0	NEUTRAL	0- 1	0- 0	0- 0				
9- 3	0- 2	2- 0	NON-CONFERENCE	1- 1	1- 0	5- 0				
6- 1	0- 1	0- 0	HOME	1- 0	1- 0	4- 0				
2- 1	0- 1	1- 0	AWAY	0- 0	0- 0	1- 0				
1- 1	0- 0	1- 0	NEUTRAL	0- 1	0- 0	0- 0				
6- 2	0- 1	0- 0	CONFERENCE	4- 1	2- 0	0- 0				
4- 0	0- 0	0- 0	HOME	3- 0	1- 0	0- 0				
2- 2	0- 1	0- 0	AWAY	1- 1	1- 0	0- 0				
0- 0	0- 0	0- 0	NEUTRAL	0- 0	0- 0	0- 0				

RPI 1-25				RPI 26-50				Team's RPI: 35	RPI 51-100				RPI 101+			
RPI	S	Opponent	Score	RPI	S	Opponent	Score		RPI	S	Opponent	Score	RPI	S	Opponent	Score
13	A	Rutgers	70 73	39	A	St. Mary's (CA)	65 55		51	N	Texas	60 61	107	H	Illinois	80 56
14	H	Ohio St.	75 77	43	N	Virginia	59 50		54	H	Washington St.	60 55	117	A	Utah	63 56
22	A	Southern California	54 74						71	A	UCLA	55 60	123	H	Oregon	90 67
									72	H	Oregon St.	73 56	195	H	Santa Clara	75 58
									89	A	Colorado	68 55	223	A	Hawaii	69 54
									90	H	UNLV	70 48	276	H	Dartmouth	80 39
									97	H	Washington	71 47	291	H	Sacramento St.	85 61
													303	H	CSU Bakersfield	86 56
LAST 12 Division I GAMES:																
54	H	Washington St.	60 55	22	A	Southern California	54 74		71	A	UCLA	55 60				
97	H	Washington	71 47						276	H	Dartmouth	80 39				
117	A	Utah	63 56						14	H	Ohio St.	75 77				
89	A	Colorado	68 55						195	H	Santa Clara	75 58				
123	H	Oregon	90 67						39	A	St. Mary's (CA)	65 55				
72	H	Oregon St.	73 56													

Non-Div I Games:

California

Loss, Non-Conf, S Site, H Home A Away N Neutral

Average RPI Win:	295	WON-LOST	WINNING	LAST 12	STRENGTH OF	OPP. STRENGTH	TEAM	ADJ.	CONF.	ADJ CONF.
Average RPI Loss:	167	RECORD	PCT. RANK	GAMES	SCHEDULE	OF SCHEDULE	RPI	RPI	RPI	RPI
DIV. I ONLY	8- 7	147	5- 6	327	317	220	220	29	29	
DIV. I NON-CONF.	5- 4	136	2- 3	328	326	232	232	31	31	
TOTALS	RPI 1-25	RPI 26-50	W-L RECORDS	RPI 51-100	RPI 101-150	RPI 150+				
8- 7	0- 0	0- 0	OVERALL	0- 1	0- 2	8- 4				
5- 0	0- 0	0- 0	HOME	0- 0	0- 0	5- 0				
1- 7	0- 0	0- 0	AWAY	0- 1	0- 2	1- 4				
2- 0	0- 0	0- 0	NEUTRAL	0- 0	0- 0	2- 0				
5- 4	0- 0	0- 0	NON-CONFERENCE	0- 1	0- 1	5- 2				
2- 0	0- 0	0- 0	HOME	0- 0	0- 0	2- 0				
1- 4	0- 0	0- 0	AWAY	0- 1	0- 1	1- 2				
2- 0	0- 0	0- 0	NEUTRAL	0- 0	0- 0	2- 0				
3- 3	0- 0	0- 0	CONFERENCE	0- 0	0- 1	3- 2				
3- 0	0- 0	0- 0	HOME	0- 0	0- 0	3- 0				
0- 3	0- 0	0- 0	AWAY	0- 0	0- 1	0- 2				
0- 0	0- 0	0- 0	NEUTRAL	0- 0	0- 0	0- 0				

RPI 1-25			RPI 26-50			RPI 51-100			RPI 101+			Team's RPI: 220
RPI	S	Opponent	Score	RPI	S	Opponent	Score	RPI	S	Opponent	Score	
						82 A	UNC Wilmington	73 79	115 A	Stetson	55 70	
									141 A	High Point	65 77	
									152 A	Liberty	61 90	
									204 A	Elon	88 89	
									207 A	Georgia St.	56 70	
									229 H	Charleston So.	70 56	
									264 H	Longwood	48 33	
									269 A	Radford	70 80	
									273 N	Eastern Ky.	64 52	
									283 H	Western Caro.	59 43	
									315 H	Gardner-Webb	62 52	
									325 N	Bethune-Cookman	62 46	
									326 H	UNC Asheville	82 62	
									341 A	N.C. Central	59 41	
LAST 12 Division I GAMES:												
229	H	Charleston So.	70 56	325	N	Bethune-Cookman	62 46					
141	A	High Point	65 77	115	A	Stetson	55 70					
152	A	Liberty	61 90	204	A	Elon	88 89					
269	A	Radford	70 80	82	A	UNC Wilmington	73 79					
326	H	UNC Asheville	82 62	273	N	Eastern Ky.	64 52					
315	H	Gardner-Webb	62 52	207	A	Georgia St.	56 70					

Non-Div I Games: Montreat 75 58 Winston-Salem 72 60

Campbell

Loss, Non-Conf, S Site, H Home A Away N Neutral

Average RPI Win:	257	WON-LOST	WINNING	LAST 12	STRENGTH OF	OPP. STRENGTH	TEAM	ADJ.	CONF.	ADJ CONF.
Average RPI Loss:	133	RECORD	PCT. RANK	GAMES	SCHEDULE	OF SCHEDULE	RPI	RPI	RPI	RPI
DIV. I ONLY	8- 11	215	5- 7	231	207	211	211	22	22	
DIV. I NON-CONF.	6- 5	141	3- 1	207	188	205	205	19	19	
TOTALS	RPI 1-25	RPI 26-50	W-L RECORDS	RPI 51-100	RPI 101-150	RPI 150+				
8- 11	0- 1	0- 3	OVERALL	0- 1	1- 1	7- 5				
5- 3	0- 0	0- 1	HOME	0- 1	1- 0	4- 1				
3- 8	0- 1	0- 2	AWAY	0- 0	0- 1	3- 4				
0- 0	0- 0	0- 0	NEUTRAL	0- 0	0- 0	0- 0				
6- 5	0- 1	0- 2	NON-CONFERENCE	0- 1	1- 0	5- 1				
3- 2	0- 0	0- 1	HOME	0- 1	1- 0	2- 0				
3- 3	0- 1	0- 1	AWAY	0- 0	0- 0	3- 1				
0- 0	0- 0	0- 0	NEUTRAL	0- 0	0- 0	0- 0				
2- 6	0- 0	0- 1	CONFERENCE	0- 0	0- 1	2- 4				
2- 1	0- 0	0- 0	HOME	0- 0	0- 0	2- 1				
0- 5	0- 0	0- 1	AWAY	0- 0	0- 1	0- 3				
0- 0	0- 0	0- 0	NEUTRAL	0- 0	0- 0	0- 0				

RPI S	Opponent	Score	RPI S	Opponent	Score	RPI S	Opponent	Score	RPI S	Opponent	Score	Team's RPI: 211
14	A Ohio St.	41 84	26	H St. Bonaventure	58 74	92	H Eastern Mich.	53 65	119	H Albany (NY)	64 60	
			45	A Towson	50 64				125	A Fairfield	43 55	
			48	A Marist	57 69				169	A Iona	67 77	
									169	H Iona	85 74	
									192	A Buffalo	57 62	
									199	A Manhattan	51 73	
									218	A Md.-East. Shore	45 43	
									250	H Niagara	60 66	
									272	H Cornell	62 45	
									298	A Kent St.	81 64	
									308	A Siena	61 67	
									317	H Saint Peter's	59 54	
									322	H Colgate	63 42	
									339	A Bucknell	55 47	
LAST 12 Division I GAMES:												
169	A Iona	67 77	48	A Marist	57 69							
250	H Niagara	60 66	308	A Siena	61 67							
125	A Fairfield	43 55	272	H Cornell	62 45							
199	A Manhattan	51 73	119	H Albany (NY)	64 60							
169	H Iona	85 74	298	A Kent St.	81 64							
317	H Saint Peter's	59 54	14	A Ohio St.	41 84							

Non-Div I Games:

Canisius

■ Loss,
 ■ Non-Conf,
 ■ S Site,
 ■ H Home
 ■ A Away
 N Neutral

Central Ark.

Average RPI Win: 204

WON-LOST

WINNING

LAST 12

Through Games Of Sunday, January 22, 2012

STRENGTH OF

OPP. STRENGTH

TEAM

ADJ.

CONF.

ADJ CONF.

Average RPI Loss: 93

RECORD

PCT. RANK

GAMES

SCHEDULE

OF SCHEDULE

RPI

RPI

RPI

RPI

DIV. I ONLY	10- 4	67	7- 2	178	138	95	95	24	24
DIV. I NON-CONF.	6- 3	89	3- 1	170	67	72	72	26	26
TOTALS	RPI 1-25	RPI 26-50	W-L RECORDS	RPI 51-100	RPI 101-150	RPI 150+			
10- 4	0- 1	0- 1	OVERALL	0- 0	4- 1	6- 1			
6- 0	0- 0	0- 0	HOME	0- 0	2- 0	4- 0			
2- 2	0- 0	0- 1	AWAY	0- 0	1- 0	1- 1			
2- 2	0- 1	0- 0	NEUTRAL	0- 0	1- 1	1- 0			
6- 3	0- 1	0- 1	NON-CONFERENCE	0- 0	2- 1	4- 0			
4- 0	0- 0	0- 0	HOME	0- 0	1- 0	3- 0			
0- 1	0- 0	0- 1	AWAY	0- 0	0- 0	0- 0			
2- 2	0- 1	0- 0	NEUTRAL	0- 0	1- 1	1- 0			
4- 1	0- 0	0- 0	CONFERENCE	0- 0	2- 0	2- 1			
2- 0	0- 0	0- 0	HOME	0- 0	1- 0	1- 0			
2- 1	0- 0	0- 0	AWAY	0- 0	1- 0	1- 1			
0- 0	0- 0	0- 0	NEUTRAL	0- 0	0- 0	0- 0			

RPI 1-25				RPI 26-50				RPI 51-100				Team's RPI: 95		RPI 101+			
RPI	S	Opponent	Score	RPI	S	Opponent	Score	RPI	S	Opponent	Score	RPI	S	Opponent	Score		
19	N	Georgia Tech	61 67	49	A	Texas Tech	43 76					121	N	UMKC	60 64		
												132	H	UT Martin	69 65		
												139	A	Lamar	62 37		
												139	H	Lamar	63 53		
												141	N	High Point	69 56		
												177	H	Alabama	58 46		
												183	A	Stephen F. Austin	45 54		
												185	H	Indiana	58 46		
												253	N	La.-Monroe	73 55		
												257	A	Nicholls St.	66 59		
												305	H	Ark.-Pine Bluff	61 38		
												309	H	Northwestern St.	84 43		
LAST 12 Division I GAMES:																	
139	H	Lamar	63 53	19	N	Georgia Tech	61 67										
257	A	Nicholls St.	66 59	141	N	High Point	69 56										
309	H	Northwestern St.	84 43	132	H	UT Martin	69 65										
183	A	Stephen F. Austin	45 54	121	N	UMKC	60 64										
139	A	Lamar	62 37	49	A	Texas Tech	43 76										
305	H	Ark.-Pine Bluff	61 38	253	N	La.-Monroe	73 55										

Non-Div I Games:

Paul Quinn

92 35

Philander Smith

94 25

Central Baptist

79 48

Ecclesia

90 36

Central Ark.

■ Loss,
 ■ Non-Conf,
 ■ S Site,
 ■ Home
 ■ A Away
 N Neutral

Average RPI Win:	254	WON-LOST	WINNING	LAST 12	STRENGTH OF	OPP. STRENGTH	TEAM	ADJ.	CONF.	ADJ CONF.
Average RPI Loss:	118	RECORD	PCT. RANK	GAMES	SCHEDULE	OF SCHEDULE	RPI	RPI	RPI	RPI
DIV. I ONLY	8- 10	203	4- 8	235	161	215	215	21	21	
DIV. I NON-CONF.	6- 5	141	2- 4	266	108	236	236	24	24	
TOTALS	RPI 1-25	RPI 26-50	W-L RECORDS	RPI 51-100	RPI 101-150	RPI 150+				
8- 10	0- 0	0- 2	OVERALL	0- 2	1- 2	7- 4				
5- 4	0- 0	0- 0	HOME	0- 1	1- 0	4- 3				
3- 5	0- 0	0- 1	AWAY	0- 1	0- 1	3- 1				
0- 1	0- 0	0- 0	NEUTRAL	0- 0	0- 1	0- 0				
6- 5	0- 0	0- 2	NON-CONFERENCE	0- 0	1- 2	5- 1				
5- 0	0- 0	0- 0	HOME	0- 0	1- 0	4- 0				
1- 4	0- 0	0- 2	AWAY	0- 0	0- 1	1- 1				
0- 1	0- 0	0- 0	NEUTRAL	0- 0	0- 1	0- 0				
2- 5	0- 0	0- 0	CONFERENCE	0- 2	0- 0	2- 3				
0- 4	0- 0	0- 0	HOME	0- 1	0- 0	0- 3				
2- 1	0- 0	0- 0	AWAY	0- 1	0- 0	2- 0				
0- 0	0- 0	0- 0	NEUTRAL	0- 0	0- 0	0- 0				

RPI 1-25				RPI 26-50				RPI 51-100				RPI 101+ Team's RPI: 215			
RPI	S	Opponent	Score	RPI	S	Opponent	Score	RPI	S	Opponent	Score	RPI	S	Opponent	Score
				28	A	James Madison	64 71	80	A	Sacred Heart	57 63	103	N	Auburn	40 49
				46	A	Hofstra	60 67	80	H	Sacred Heart	40 53	108	A	Hartford	56 65
												123	H	Holy Cross	63 54
												158	H	Saint Francis (PA)	47 57
												180	H	Robert Morris	72 86
												191	A	Boston College	49 57
												201	H	Bryant	62 68
												203	H	New Hampshire	83 44
												205	A	Massachusetts	58 55
												224	A	Mt. St. Mary's	73 63
												308	H	Siena	51 47
												318	H	Maine	53 48
												319	H	Rhode Island	50 45
												335	A	Wagner	69 57
LAST 12 Division I GAMES:															
				80	A	Sacred Heart	57 63	201	H	Bryant	62 68				
				224	A	Mt. St. Mary's	73 63	103	N	Auburn	40 49				
				335	A	Wagner	69 57	46	A	Hofstra	60 67				
				158	H	Saint Francis (PA)	47 57	28	A	James Madison	64 71				
				180	H	Robert Morris	72 86	308	H	Siena	51 47				
				191	A	Boston College	49 57	319	H	Rhode Island	50 45				

Non-Div I Games:

Central Conn. St.

Average RPI Win:	206	WON-LOST	WINNING	LAST 12	STRENGTH OF	OPP. STRENGTH	TEAM	ADJ.	CONF.	ADJ CONF.
Average RPI Loss:	134	RECORD	PCT. RANK	GAMES	SCHEDULE	OF SCHEDULE	RPI	RPI	RPI	RPI
DIV. I ONLY	10- 9	155	8- 4	170	136	144	144	12	12	
DIV. I NON-CONF.	7- 6	153	5- 1	96	115	106	106	13	13	
TOTALS	RPI 1-25	RPI 26-50	W-L RECORDS	RPI 51-100	RPI 101-150	RPI 150+				
10- 9	1- 0	0- 0	OVERALL	1- 4	0- 3	8- 2				
3- 2	1- 0	0- 0	HOME	0- 1	0- 1	2- 0				
4- 5	0- 0	0- 0	AWAY	1- 1	0- 2	3- 2				
3- 2	0- 0	0- 0	NEUTRAL	0- 2	0- 0	3- 0				
7- 6	1- 0	0- 0	NON-CONFERENCE	1- 3	0- 2	5- 1				
1- 2	1- 0	0- 0	HOME	0- 1	0- 1	0- 0				
3- 2	0- 0	0- 0	AWAY	1- 0	0- 1	2- 1				
3- 2	0- 0	0- 0	NEUTRAL	0- 2	0- 0	3- 0				
3- 3	0- 0	0- 0	CONFERENCE	0- 1	0- 1	3- 1				
2- 0	0- 0	0- 0	HOME	0- 0	0- 0	2- 0				
1- 3	0- 0	0- 0	AWAY	0- 1	0- 1	1- 1				
0- 0	0- 0	0- 0	NEUTRAL	0- 0	0- 0	0- 0				

RPI 1-25				RPI 26-50				RPI 51-100				RPI 101+ Team's RPI: 144			
RPI	S	Opponent	Score	RPI	S	Opponent	Score	RPI	S	Opponent	Score	RPI	S	Opponent	Score
20	H	Purdue	75 62					65	N	Hampton	51 77	113	A	Toledo	53 58
								74	A	Wichita St.	58 49	145	A	Pittsburgh	70 77
								77	H	Northwestern	60 69	147	H	Bradley	79 86
								88	N	South Fla.	80 86	162	A	Ole Miss	78 75
								92	A	Eastern Mich.	60 73	165	A	Wright St.	65 60
												180	A	Robert Morris	55 64
												234	N	Col. of Charleston	72 69
												241	A	Northern Ill.	86 67
												263	H	Ball St.	84 66
												264	N	Longwood	70 59
												298	A	Kent St.	64 67
												306	H	Western Mich.	93 85
												328	N	Southeast Mo. St.	100 59
LAST 12 Division I GAMES:															
298	A	Kent St.	64 67	234	N	Col. of Charleston	72 69	165	A	Wright St.	65 60				
92	A	Eastern Mich.	60 73	65	N	Hampton	51 77	264	N	Longwood	70 59				
263	H	Ball St.	84 66					328	N	Southeast Mo. St.	100 59				
306	H	Western Mich.	93 85					162	A	Ole Miss	78 75				
113	A	Toledo	53 58												
241	A	Northern Ill.	86 67												

Non-Div I Games: Alas. Anchorage 90 84

Central Mich.

■ Loss,
 ■ Non-Conf,
 ■ S Site,
 ■ Home
 ■ Away
 N Neutral

Charleston So.

Through Games Of Sunday, January 22, 2012

Average RPI Win:	254	WON-LOST	WINNING	LAST 12	STRENGTH OF	OPP. STRENGTH	TEAM	ADJ.	CONF.	ADJ CONF.
Average RPI Loss:	189	RECORD	PCT. RANK	GAMES	SCHEDULE	OF SCHEDULE	RPI	RPI	RPI	RPI
DIV. I ONLY	8- 7	147	7- 5	326	244	229	229	29	29	
DIV. I NON-CONF.	4- 4	160	3- 2	314	136	212	212	31	31	
TOTALS	RPI 1-25	RPI 26-50	W-L RECORDS	RPI 51-100	RPI 101-150	RPI 150+				
8- 7	0- 0	0- 1	OVERALL	0- 1	0- 0	8- 5				
4- 2	0- 0	0- 0	HOME	0- 1	0- 0	4- 1				
3- 5	0- 0	0- 0	AWAY	0- 0	0- 0	3- 4				
1- 0	0- 0	0- 0	NEUTRAL	0- 0	0- 0	1- 0				
4- 4	0- 0	0- 1	NON-CONFERENCE	0- 1	0- 0	4- 2				
1- 1	0- 0	0- 0	HOME	0- 1	0- 0	1- 0				
2- 3	0- 0	0- 1	AWAY	0- 0	0- 0	2- 2				
1- 0	0- 0	0- 0	NEUTRAL	0- 0	0- 0	1- 0				
4- 3	0- 0	0- 0	CONFERENCE	0- 0	0- 0	4- 3				
3- 1	0- 0	0- 0	HOME	0- 0	0- 0	3- 1				
1- 2	0- 0	0- 0	AWAY	0- 0	0- 0	1- 2				
0- 0	0- 0	0- 0	NEUTRAL	0- 0	0- 0	0- 0				

RPI S	Opponent	Score	RPI S	Opponent	Score	RPI S	Opponent	Score	RPI S	Opponent	Score	Team's RPI: 229
32	A Florida	59 83	82	H UNC Wilmington	70 72	152	H Liberty	64 79	171	H Furman	80 78	
						216	H Winthrop	83 78	220	A Campbell	56 70	
						231	A South Carolina St.	65 68	234	A Col. of Charleston	64 45	
						243	A Clemson	82 77	262	H Presbyterian	76 67	
						269	H Radford	79 69	283	A Western Caro.	65 69	
						315	A Gardner-Webb	63 53	318	N Maine	78 63	
						326	A UNC Asheville	68 75				
LAST 12 Division I GAMES:												
220	A Campbell	56 70	262	H Presbyterian	76 67							
152	H Liberty	64 79	318	N Maine	78 63							
269	H Radford	79 69	32	A Florida	59 83							
326	A UNC Asheville	68 75	82	H UNC Wilmington	70 72							
315	A Gardner-Webb	63 53	243	A Clemson	82 77							
216	H Winthrop	83 78	234	A Col. of Charleston	64 45							

Non-Div I Games: Southern Wesleyan 115 57 Voorhees 67 39 Bluefield Col. 81 43

Charleston So.

Loss, Non-Conf, S Site, H Home A Away N Neutral

Average RPI Win:	196	WON-LOST	WINNING	LAST 12	STRENGTH OF	OPP. STRENGTH	TEAM	ADJ.	CONF.	ADJ CONF.
Average RPI Loss:	61	RECORD	PCT. RANK	GAMES	SCHEDULE	OF SCHEDULE	RPI	RPI	RPI	RPI
DIV. I ONLY	12- 7	97	7- 5	106	89	94	94	8	8	
DIV. I NON-CONF.	8- 6	130	3- 4	77	90	73	73	8	8	
TOTALS	RPI 1-25	RPI 26-50	W-L RECORDS	RPI 51-100	RPI 101-150	RPI 150+				
12- 7	0- 1	0- 2	OVERALL	1- 2	2- 2	9- 0				
7- 2	0- 0	0- 1	HOME	0- 1	1- 0	6- 0				
4- 3	0- 1	0- 0	AWAY	1- 1	0- 0	3- 0				
1- 2	0- 0	0- 1	NEUTRAL	0- 0	1- 1	0- 0				
8- 6	0- 1	0- 1	NON-CONFERENCE	1- 2	1- 2	6- 0				
5- 1	0- 0	0- 0	HOME	0- 1	0- 0	5- 0				
2- 3	0- 1	0- 0	AWAY	1- 1	0- 1	1- 0				
1- 2	0- 0	0- 1	NEUTRAL	0- 0	1- 1	0- 0				
4- 1	0- 0	0- 1	CONFERENCE	0- 0	1- 0	3- 0				
2- 1	0- 0	0- 1	HOME	0- 0	1- 0	1- 0				
2- 0	0- 0	0- 0	AWAY	0- 0	0- 0	2- 0				
0- 0	0- 0	0- 0	NEUTRAL	0- 0	0- 0	0- 0				

RPI 1-25				RPI 26-50				RPI 51-100				Team's RPI: 94	RPI 101+			
RPI	S	Opponent	Score	RPI	S	Opponent	Score	RPI	S	Opponent	Score		RPI	S	Opponent	Score
14	A	Ohio St.	58 88	26	H	St. Bonaventure	63 68	60	A	Florida St.	62 64		103	N	Auburn	58 68
				32	N	Florida	73 82	82	H	UNC Wilmington	73 74		110	A	LIU Brooklyn	72 81
								96	A	VCU	68 58		119	N	Albany (NY)	61 59
													129	H	La Salle	77 66
													171	H	Furman	89 53
													179	A	Virginia Tech	71 65
													194	A	Xavier	58 54
													204	H	Elon	89 58
													219	A	George Washington	61 60
													235	H	Arkansas St.	78 48
													261	H	Saint Louis	61 52
													262	H	Presbyterian	58 42
													284	H	N.C. A&T	87 63
LAST 12 Division I GAMES:																
				26	H	St. Bonaventure	63 68					119	N	Albany (NY)	61 59	
				129	H	La Salle	77 66					103	N	Auburn	58 68	
				219	A	George Washington	61 60					284	H	N.C. A&T	87 63	
				261	H	Saint Louis	61 52					14	A	Ohio St.	58 88	
				194	A	Xavier	58 54					82	H	UNC Wilmington	73 74	
				171	H	Furman	89 53					60	A	Florida St.	62 64	

Non-Div I Games:

Charlotte

Chattanooga

Through Games Of Sunday, January 22, 2012

Average RPI Win:	228	WON-LOST	WINNING	LAST 12	STRENGTH OF	OPP. STRENGTH	TEAM	ADJ.	CONF.	ADJ CONF.
Average RPI Loss:	56	RECORD	PCT. RANK	GAMES	SCHEDULE	OF SCHEDULE	RPI	RPI	RPI	RPI
DIV. I ONLY	13- 5	59	10- 2	115	146	59	59	18	18	
DIV. I NON-CONF.	5- 4	136	3- 1	35	33	22	22	22	22	
TOTALS	RPI 1-25	RPI 26-50	W-L RECORDS	RPI 51-100	RPI 101-150	RPI 150+				
13- 5	0- 2	0- 0	OVERALL	0- 1	3- 2	10- 0				
7- 0	0- 0	0- 0	HOME	0- 0	2- 0	5- 0				
6- 3	0- 2	0- 0	AWAY	0- 0	1- 1	5- 0				
0- 2	0- 0	0- 0	NEUTRAL	0- 1	0- 1	0- 0				
5- 4	0- 2	0- 0	NON-CONFERENCE	0- 1	2- 1	3- 0				
3- 0	0- 0	0- 0	HOME	0- 0	1- 0	2- 0				
2- 2	0- 2	0- 0	AWAY	0- 0	1- 0	1- 0				
0- 2	0- 0	0- 0	NEUTRAL	0- 1	0- 1	0- 0				
8- 1	0- 0	0- 0	CONFERENCE	0- 0	1- 1	7- 0				
4- 0	0- 0	0- 0	HOME	0- 0	1- 0	3- 0				
4- 1	0- 0	0- 0	AWAY	0- 0	0- 1	4- 0				
0- 0	0- 0	0- 0	NEUTRAL	0- 0	0- 0	0- 0				

RPI 1-25				RPI 26-50				RPI 51-100 Team's RPI: 59				RPI 101+			
RPI	S	Opponent	Score	RPI	S	Opponent	Score	RPI	S	Opponent	Score	RPI	S	Opponent	Score
1	A	Baylor	31 91					62	N	Idaho St.	62 65	101	H	UAB	65 59
2	A	Tennessee	47 90									105	A	Appalachian St.	51 62
												109	N	Cincinnati	50 51
												133	H	Samford	74 68
												150	A	Indiana St.	75 54
												171	H	Furman	71 53
												204	A	Elon	59 46
												234	A	Col. of Charleston	58 44
												256	A	Ga. Southern	66 60
												264	H	Kennesaw St.	76 39
												278	A	East Tenn. St.	88 80
												283	H	Western Caro.	64 58
												288	H	Belmont	75 42
												300	A	UNC Greensboro	63 46
												307	H	Wofford	74 67
LAST 12 Division I GAMES:															
105	A	Appalachian St.	51 62	2	A	Tennessee	47 90								
133	H	Samford	74 68	278	A	East Tenn. St.	88 80								
171	H	Furman	71 53	283	H	Western Caro.	64 58								
307	H	Wofford	74 67	288	H	Belmont	75 42								
256	A	Ga. Southern	66 60	264	H	Kennesaw St.	76 39								
234	A	Col. of Charleston	58 44	204	A	Elon	59 46								

Non-Div I Games:

Chattanooga

Loss, Non-Conf, S Site, H Home A Away N Neutral

Average RPI Win:	324	WON-LOST	WINNING	LAST 12	STRENGTH OF	OPP. STRENGTH	TEAM	ADJ.	CONF.	ADJ CONF.
Average RPI Loss:	183	RECORD	PCT. RANK	GAMES	SCHEDULE	OF SCHEDULE	RPI	RPI	RPI	RPI
DIV. I ONLY	2- 16	329	2- 9	241	291	329	329	33	33	
DIV. I NON-CONF.	1- 15	336	1- 8	164	308	313	313	33	33	
TOTALS	RPI 1-25	RPI 26-50	W-L RECORDS	RPI 51-100	RPI 101-150	RPI 150+				
2- 16	0- 1	0- 0	OVERALL	0- 2	0- 2	2- 11				
1- 6	0- 0	0- 0	HOME	0- 1	0- 2	1- 3				
1- 8	0- 1	0- 0	AWAY	0- 1	0- 0	1- 6				
0- 2	0- 0	0- 0	NEUTRAL	0- 0	0- 0	0- 2				
1- 15	0- 1	0- 0	NON-CONFERENCE	0- 2	0- 2	1- 10				
1- 6	0- 0	0- 0	HOME	0- 1	0- 2	1- 3				
0- 7	0- 1	0- 0	AWAY	0- 1	0- 0	0- 5				
0- 2	0- 0	0- 0	NEUTRAL	0- 0	0- 0	0- 2				
1- 1	0- 0	0- 0	CONFERENCE	0- 0	0- 0	1- 1				
0- 0	0- 0	0- 0	HOME	0- 0	0- 0	0- 0				
1- 1	0- 0	0- 0	AWAY	0- 0	0- 0	1- 1				
0- 0	0- 0	0- 0	NEUTRAL	0- 0	0- 0	0- 0				

RPI S	Opponent	Score	RPI S	Opponent	Score	RPI S	Opponent	Score	RPI S	Opponent	Score	Team's RPI: 329
20	A Purdue	49 76				65	H Hampton	39 66	140	H UNI	54 88	
						84	A Miami (OH)	60 74	150	H Indiana St.	59 67	
									160	A Seattle	38 80	
									184	A Akron	48 82	
									187	N Marshall	48 72	
									217	H Loyola Chicago	34 77	
									221	H Rice	50 77	
									225	A Tex.-Pan American	39 43	
									228	A Milwaukee	48 79	
									241	H Northern Ill.	40 73	
									247	A Ohio	37 65	
									273	N Eastern Ky.	56 67	
									285	A Southern Ill.	54 76	
									306	H Western Mich.	70 65	
									342	A Houston Baptist	79 66	
LAST 12 Division I GAMES:												
342	A Houston Baptist	79 66	228	A Milwaukee	48 79							
225	A Tex.-Pan American	39 43	241	H Northern Ill.	40 73							
160	A Seattle	38 80	306	H Western Mich.	70 65							
184	A Akron	48 82	273	N Eastern Ky.	56 67							
84	A Miami (OH)	60 74	187	N Marshall	48 72							
150	H Indiana St.	59 67	65	H Hampton	39 66							

Non-Div I Games: Trinity Int'l 85 54

Chicago St.

■ Loss,
 ■ Non-Conf,
 ■ S Site,
 ■ H Home
 ■ A Away
 N Neutral

Average RPI Win:	178	WON-LOST	WINNING	LAST 12	STRENGTH OF	OPP. STRENGTH	TEAM	ADJ.	CONF.	ADJ CONF.
Average RPI Loss:	70	RECORD	PCT. RANK	GAMES	SCHEDULE	OF SCHEDULE	RPI	RPI	RPI	RPI
DIV. I ONLY	9- 9	166	3- 8	49	45	109	109	2	2	
DIV. I NON-CONF.	9- 3	61	3- 2	197	144	186	186	2	2	
TOTALS	RPI 1-25	RPI 26-50	W-L RECORDS	RPI 51-100	RPI 101-150	RPI 150+				
9- 9	0- 4	0- 1	OVERALL	3- 2	1- 0	5- 2				
5- 4	0- 2	0- 1	HOME	1- 1	0- 0	4- 0				
1- 5	0- 2	0- 0	AWAY	0- 1	0- 0	1- 2				
3- 0	0- 0	0- 0	NEUTRAL	2- 0	1- 0	0- 0				
9- 3	0- 0	0- 0	NON-CONFERENCE	3- 1	1- 0	5- 2				
5- 0	0- 0	0- 0	HOME	1- 0	0- 0	4- 0				
1- 3	0- 0	0- 0	AWAY	0- 1	0- 0	1- 2				
3- 0	0- 0	0- 0	NEUTRAL	2- 0	1- 0	0- 0				
0- 6	0- 4	0- 1	CONFERENCE	0- 1	0- 0	0- 0				
0- 4	0- 2	0- 1	HOME	0- 1	0- 0	0- 0				
0- 2	0- 2	0- 0	AWAY	0- 0	0- 0	0- 0				
0- 0	0- 0	0- 0	NEUTRAL	0- 0	0- 0	0- 0				

RPI 1-25				RPI 26-50				RPI 51-100				RPI 101+ Team's RPI: 109			
RPI	S	Opponent	Score	RPI	S	Opponent	Score	RPI	S	Opponent	Score	RPI	S	Opponent	Score
3	A	Connecticut	37 80	37	H	St. John's (NY)	34 51	53	H	Dayton	75 64	141	N	High Point	62 40
5	H	Notre Dame	50 76					59	N	Chattanooga	51 50	179	A	Virginia Tech	66 55
13	A	Rutgers	47 58					78	N	South Dakota St.	55 22	187	A	Marshall	47 55
18	H	Louisville	59 64					84	A	Miami (OH)	69 74	194	A	Xavier	60 69
								88	H	South Fla.	55 58	255	H	Morgan St.	64 60
												264	H	Longwood	70 54
												286	H	IPFW	74 42
												287	H	Evansville	64 34
LAST 12 Division I GAMES:															
37	H	St. John's (NY)	34 51	179	A	Virginia Tech	66 55								
3	A	Connecticut	37 80	264	H	Longwood	70 54								
5	H	Notre Dame	50 76	84	A	Miami (OH)	69 74								
13	A	Rutgers	47 58	18	H	Louisville	59 64								
88	H	South Fla.	55 58	187	A	Marshall	47 55								
141	N	High Point	62 40	194	A	Xavier	60 69								

Non-Div I Games: Indianapolis 43 50

Cincinnati

Loss, Non-Conf, S Site, H Home A Away N Neutral

Clemson

Average RPI Win: **199**
 Average RPI Loss: **120**

WON-LOST
 RECORD

WINNING
 PCT. RANK

LAST 12
 GAMES

Through Games Of Sunday, January 22, 2012

STRENGTH OF
 SCHEDULE

OPP. STRENGTH
 OF SCHEDULE

TEAM
 RPI

ADJ.
 RPI

CONF.
 RPI

ADJ CONF.
 RPI

DIV. I ONLY	5- 12	274	2- 10	149	110	243	243	6	6
DIV. I NON-CONF.	4- 7	228	1- 5	242	212	293	293	4	4
TOTALS	RPI 1-25	RPI 26-50	W-L RECORDS	RPI 51-100	RPI 101-150	RPI 150+			
5- 12	0- 0	0- 2	OVERALL	0- 3	2- 3	3- 4			
3- 7	0- 0	0- 2	HOME	0- 1	1- 2	2- 2			
2- 5	0- 0	0- 0	AWAY	0- 2	1- 1	1- 2			
0- 0	0- 0	0- 0	NEUTRAL	0- 0	0- 0	0- 0			
4- 7	0- 0	0- 1	NON-CONFERENCE	0- 1	1- 2	3- 3			
3- 4	0- 0	0- 1	HOME	0- 0	1- 2	2- 1			
1- 3	0- 0	0- 0	AWAY	0- 1	0- 0	1- 2			
0- 0	0- 0	0- 0	NEUTRAL	0- 0	0- 0	0- 0			
1- 5	0- 0	0- 1	CONFERENCE	0- 2	1- 1	0- 1			
0- 3	0- 0	0- 1	HOME	0- 1	0- 0	0- 1			
1- 2	0- 0	0- 0	AWAY	0- 1	1- 1	0- 0			
0- 0	0- 0	0- 0	NEUTRAL	0- 0	0- 0	0- 0			

RPI 1-25				RPI 26-50				RPI 51-100				RPI 101+ Team's RPI: 243			
RPI	S	Opponent	Score	RPI	S	Opponent	Score	RPI	S	Opponent	Score	RPI	S	Opponent	Score
				41	H	South Carolina	48 65	52	H	North Carolina St.	46 62	101	H	UAB	36 51
				43	H	Virginia	47 54	60	A	Florida St.	47 59	106	A	Wake Forest	65 94
								70	A	Providence	63 73	107	H	Illinois	50 61
												118	A	North Carolina	52 47
												135	H	Davidson	72 62
												171	A	Furman	68 67
												172	A	Oakland	51 63
												179	H	Virginia Tech	33 55
												229	H	Charleston So.	77 82
												231	H	South Carolina St.	83 38
												284	A	N.C. A&T	66 76
												341	H	N.C. Central	68 48
LAST 12 Division I GAMES:															
				106	A	Wake Forest	65 94	101	H	UAB	36 51				
				52	H	North Carolina St.	46 62	70	A	Providence	63 73				
				118	A	North Carolina	52 47	341	H	N.C. Central	68 48				
				43	H	Virginia	47 54	172	A	Oakland	51 63				
				60	A	Florida St.	47 59	229	H	Charleston So.	77 82				
				179	H	Virginia Tech	33 55	107	H	Illinois	50 61				

Non-Div I Games:

Clemson

Loss, Non-Conf, S Site, H Home A Away N Neutral

Average RPI Win:	259	WON-LOST	WINNING	LAST 12	STRENGTH OF	OPP. STRENGTH	TEAM	ADJ.	CONF.	ADJ CONF.
Average RPI Loss:	169	RECORD	PCT. RANK	GAMES	SCHEDULE	OF SCHEDULE	RPI	RPI	RPI	RPI
DIV. I ONLY	7- 10	219	5- 6	281	235	242	242	13	13	
DIV. I NON-CONF.	4- 6	212	2- 2	306	257	271	271	18	18	
TOTALS	RPI 1-25	RPI 26-50	W-L RECORDS	RPI 51-100	RPI 101-150	RPI 150+				
7- 10	0- 1	0- 0	OVERALL	0- 0	0- 2	7- 7				
3- 4	0- 0	0- 0	HOME	0- 0	0- 1	3- 3				
3- 6	0- 1	0- 0	AWAY	0- 0	0- 1	3- 4				
1- 0	0- 0	0- 0	NEUTRAL	0- 0	0- 0	1- 0				
4- 6	0- 0	0- 0	NON-CONFERENCE	0- 0	0- 2	4- 4				
2- 3	0- 0	0- 0	HOME	0- 0	0- 1	2- 2				
1- 3	0- 0	0- 0	AWAY	0- 0	0- 1	1- 2				
1- 0	0- 0	0- 0	NEUTRAL	0- 0	0- 0	1- 0				
3- 4	0- 1	0- 0	CONFERENCE	0- 0	0- 0	3- 3				
1- 1	0- 0	0- 0	HOME	0- 0	0- 0	1- 1				
2- 3	0- 1	0- 0	AWAY	0- 0	0- 0	2- 2				
0- 0	0- 0	0- 0	NEUTRAL	0- 0	0- 0	0- 0				

RPI 1-25				RPI 26-50				RPI 51-100				RPI 101+ Team's RPI: 242			
RPI	S	Opponent	Score	RPI	S	Opponent	Score	RPI	S	Opponent	Score	RPI	S	Opponent	Score
17	A	Green Bay	58 80									107	H	Illinois	42 72
												113	A	Toledo	42 81
												155	H	Ill.-Chicago	83 80
												162	A	Ole Miss	63 74
												184	H	Akron	74 84
												186	A	Fordham	43 52
												198	A	Youngstown St.	48 70
												217	H	Loyola Chicago	67 85
												228	A	Milwaukee	68 58
												236	A	Butler	43 67
												247	H	Ohio	66 56
												267	H	Tennessee St.	74 56
												272	H	Cornell	59 79
												299	A	Valparaiso	49 45
												306	A	Western Mich.	72 66
												311	N	Murray St.	68 61
LAST 12 Division I GAMES:															
17	A	Green Bay	58 80	198	A	Youngstown St.	48 70								
228	A	Milwaukee	68 58	162	A	Ole Miss	63 74								
217	H	Loyola Chicago	67 85	311	N	Murray St.	68 61								
155	H	Ill.-Chicago	83 80	113	A	Toledo	42 81								
236	A	Butler	43 67	247	H	Ohio	66 56								
299	A	Valparaiso	49 45	184	H	Akron	74 84								

Non-Div I Games: Lake Erie 62 48

Cleveland St.

Average RPI Win: 261		WON-LOST	WINNING	LAST 12	STRENGTH OF	OPP. STRENGTH	TEAM	ADJ.	CONF.	ADJ CONF.
Average RPI Loss: 240		RECORD	PCT. RANK	GAMES	SCHEDULE	OF SCHEDULE	RPI	RPI	RPI	RPI
DIV. I ONLY		6- 6	166	4- 6	340	303	296	296	29	29
DIV. I NON-CONF.		3- 2	116	1- 2	340	304	316	316	31	31
TOTALS	RPI 1-25	RPI 26-50		W-L RECORDS	RPI 51-100		RPI 101-150	RPI 150+		
6- 6	0- 0	0- 0		OVERALL	0- 0		0- 1	6- 5		
5- 1	0- 0	0- 0		HOME	0- 0		0- 0	5- 1		
1- 4	0- 0	0- 0		AWAY	0- 0		0- 1	1- 3		
0- 1	0- 0	0- 0		NEUTRAL	0- 0		0- 0	0- 1		
3- 2	0- 0	0- 0		NON-CONFERENCE	0- 0		0- 0	3- 2		
2- 0	0- 0	0- 0		HOME	0- 0		0- 0	2- 0		
1- 1	0- 0	0- 0		AWAY	0- 0		0- 0	1- 1		
0- 1	0- 0	0- 0		NEUTRAL	0- 0		0- 0	0- 1		
3- 4	0- 0	0- 0		CONFERENCE	0- 0		0- 1	3- 3		
3- 1	0- 0	0- 0		HOME	0- 0		0- 0	3- 1		
0- 3	0- 0	0- 0		AWAY	0- 0		0- 1	0- 2		
0- 0	0- 0	0- 0		NEUTRAL	0- 0		0- 0	0- 0		

RPI 1-25				RPI 26-50				RPI 51-100				RPI 101+				Team's RPI: 296	
RPI	S	Opponent	Score	RPI	S	Opponent	Score	RPI	S	Opponent	Score	RPI	S	Opponent	Score		
												141	A	High Point	65	80	
												152	H	Liberty	45	82	
												216	H	Winthrop	58	54	
												231	N	South Carolina St.	59	61	
												234	H	Col. of Charleston	59	36	
												262	H	Presbyterian	52	49	
												269	H	Radford	58	56	
												275	A	North Florida	37	67	
												283	A	Western Caro.	66	56	
												301	H	S.C. Upstate	61	56	
												315	A	Gardner-Webb	63	73	
												326	A	UNC Asheville	60	69	
LAST 12 Division I GAMES:																	
				141	A	High Point	65	80				216	H	Winthrop	58	54	
				269	H	Radford	58	56				301	H	S.C. Upstate	61	56	
				152	H	Liberty	45	82				231	N	South Carolina St.	59	61	
				315	A	Gardner-Webb	63	73				275	A	North Florida	37	67	
				326	A	UNC Asheville	60	69				283	A	Western Caro.	66	56	
				262	H	Presbyterian	52	49				234	H	Col. of Charleston	59	36	

Non-Div I Games:	Southern Va.	83	68		St. Andrews	90	42		Converse	84	55	Coker	63	53	Coastal Caro.
------------------	--------------	----	----	--	-------------	----	----	--	----------	----	----	-------	----	----	---------------

■ Loss, ■ Non-Conf, S Site, H Home A Away N Neutral

Average RPI Win:	287	WON-LOST	WINNING	LAST 12	STRENGTH OF	OPP. STRENGTH	TEAM	ADJ.	CONF.	ADJ CONF.
Average RPI Loss:	131	RECORD	PCT. RANK	GAMES	SCHEDULE	OF SCHEDULE	RPI	RPI	RPI	RPI
DIV. I ONLY	4- 14	302	2- 9	75	221	234	234	18	18	
DIV. I NON-CONF.	1- 7	317	0- 3	31	69	176	176	22	22	
TOTALS	RPI 1-25	RPI 26-50	W-L RECORDS	RPI 51-100	RPI 101-150	RPI 150+				
4- 14	0- 2	0- 2	OVERALL	0- 1	0- 4	4- 5				
2- 6	0- 1	0- 0	HOME	0- 1	0- 1	2- 3				
2- 7	0- 1	0- 2	AWAY	0- 0	0- 2	2- 2				
0- 1	0- 0	0- 0	NEUTRAL	0- 0	0- 1	0- 0				
1- 7	0- 2	0- 2	NON-CONFERENCE	0- 0	0- 1	1- 2				
1- 2	0- 1	0- 0	HOME	0- 0	0- 0	1- 1				
0- 4	0- 1	0- 2	AWAY	0- 0	0- 0	0- 1				
0- 1	0- 0	0- 0	NEUTRAL	0- 0	0- 1	0- 0				
3- 7	0- 0	0- 0	CONFERENCE	0- 1	0- 3	3- 3				
1- 4	0- 0	0- 0	HOME	0- 1	0- 1	1- 2				
2- 3	0- 0	0- 0	AWAY	0- 0	0- 2	2- 1				
0- 0	0- 0	0- 0	NEUTRAL	0- 0	0- 0	0- 0				

RPI 1-25				RPI 26-50				RPI 51-100				RPI 101+ Team's RPI: 234			
RPI	S	Opponent	Score	RPI	S	Opponent	Score	RPI	S	Opponent	Score	RPI	S	Opponent	Score
3	H	Connecticut	24 72	40	A	Tulane	42 57	59	H	Chattanooga	44 58	105	A	Appalachian St.	52 71
21	A	Georgia	48 73	41	A	South Carolina	40 59					133	H	Samford	54 60
												135	A	Davidson	39 56
												144	N	Central Mich.	69 72
												171	H	Furman	51 60
												204	A	Elon	46 51
												229	H	Charleston So.	45 64
												233	H	East Carolina	58 43
												256	H	Ga. Southern	34 35
												296	A	Coastal Caro.	36 59
												300	A	UNC Greensboro	52 42
												307	A	Wofford	56 55
												307	H	Wofford	49 44
LAST 12 Division I GAMES:															
307	A	Wofford	56 55	144	N	Central Mich.	69 72								
256	H	Ga. Southern	34 35	40	A	Tulane	42 57								
204	A	Elon	46 51	3	H	Connecticut	24 72								
300	A	UNC Greensboro	52 42	105	A	Appalachian St.	52 71								
133	H	Samford	54 60	135	A	Davidson	39 56								
59	H	Chattanooga	44 58	307	H	Wofford	49 44								

Non-Div I Games: Wingate

60 69

Col. of Charleston

■ Loss,
 ■ Non-Conf,
 ■ S Site,
 ■ H Home
 ■ A Away
 N Neutral

Average RPI Win: 289	WON-LOST	WINNING	LAST 12	STRENGTH OF	OPP. STRENGTH	TEAM	ADJ.	CONF.	ADJ CONF.
Average RPI Loss: 177	RECORD	PCT. RANK	GAMES	SCHEDULE	OF SCHEDULE	RPI	RPI	RPI	RPI
DIV. I ONLY	4- 16	308	4- 8	234	315	322	322	27	27
DIV. I NON-CONF.	3- 12	292	3- 4	228	300	315	315	29	29
TOTALS	RPI 1-25	RPI 26-50	W-L RECORDS	RPI 51-100	RPI 101-150	RPI 150+			
4- 16	0- 0	0- 1	OVERALL	0- 2	0- 3	4- 10			
3- 6	0- 0	0- 1	HOME	0- 1	0- 1	3- 3			
1- 8	0- 0	0- 0	AWAY	0- 0	0- 2	1- 6			
0- 2	0- 0	0- 0	NEUTRAL	0- 1	0- 0	0- 1			
3- 12	0- 0	0- 1	NON-CONFERENCE	0- 2	0- 2	3- 7			
2- 4	0- 0	0- 1	HOME	0- 1	0- 0	2- 2			
1- 6	0- 0	0- 0	AWAY	0- 0	0- 2	1- 4			
0- 2	0- 0	0- 0	NEUTRAL	0- 1	0- 0	0- 1			
1- 4	0- 0	0- 0	CONFERENCE	0- 0	0- 1	1- 3			
1- 2	0- 0	0- 0	HOME	0- 0	0- 1	1- 1			
0- 2	0- 0	0- 0	AWAY	0- 0	0- 0	0- 2			
0- 0	0- 0	0- 0	NEUTRAL	0- 0	0- 0	0- 0			

RPI 1-25				RPI 26-50				RPI 51-100				RPI 101+				Team's RPI: 322
RPI	S	Opponent	Score	RPI	S	Opponent	Score	RPI	S	Opponent	Score	RPI	S	Opponent	Score	
				26	H	St. Bonaventure	49 68	71	N	UCLA	48 68	102	A	Syracuse	32 83	
								80	H	Sacred Heart	51 78	103	A	San Diego	73 75	
												149	H	American	43 56	
												169	H	Iona	75 50	
												174	A	Lehigh	82 85	
												176	A	Cal St. Northridge	60 71	
												201	H	Bryant	74 76	
												210	A	Navy	52 61	
												211	A	Canisius	42 63	
												250	H	Niagara	60 61	
												260	A	Vermont	49 61	
												272	A	Cornell	56 59	
												274	H	Army	54 61	
												276	N	Dartmouth	50 56	
												313	A	NJIT	54 44	
												335	H	Wagner	71 59	
												339	H	Bucknell	73 66	
LAST 12 Division I GAMES:																
				210	A	Navy	52 61					169	H	Iona	75 50	
				274	H	Army	54 61					26	H	St. Bonaventure	49 68	
				174	A	Lehigh	82 85					313	A	NJIT	54 44	
				339	H	Bucknell	73 66					335	H	Wagner	71 59	
				149	H	American	43 56					211	A	Canisius	42 63	
				102	A	Syracuse	32 83					250	H	Niagara	60 61	

Non-Div I Games:

Colgate

Average RPI Win:	206	WON-LOST	WINNING	LAST 12	STRENGTH OF	OPP. STRENGTH	TEAM	ADJ.	CONF.	ADJ CONF.
Average RPI Loss:	50	RECORD	PCT. RANK	GAMES	SCHEDULE	OF SCHEDULE	RPI	RPI	RPI	RPI
DIV. I ONLY	14- 4	31	8- 4	246	69	89	89	5	5	
DIV. I NON-CONF.	11- 0	1	5- 0	338	159	199	199	6	6	
TOTALS	RPI 1-25	RPI 26-50	W-L RECORDS	RPI 51-100	RPI 101-150	RPI 150+				
14- 4	0- 1	0- 1	OVERALL	3- 2	3- 0	8- 0				
7- 2	0- 1	0- 1	HOME	0- 0	2- 0	5- 0				
5- 2	0- 0	0- 0	AWAY	2- 2	1- 0	2- 0				
2- 0	0- 0	0- 0	NEUTRAL	1- 0	0- 0	1- 0				
11- 0	0- 0	0- 0	NON-CONFERENCE	1- 0	2- 0	8- 0				
7- 0	0- 0	0- 0	HOME	0- 0	2- 0	5- 0				
2- 0	0- 0	0- 0	AWAY	0- 0	0- 0	2- 0				
2- 0	0- 0	0- 0	NEUTRAL	1- 0	0- 0	1- 0				
3- 4	0- 1	0- 1	CONFERENCE	2- 2	1- 0	0- 0				
0- 2	0- 1	0- 1	HOME	0- 0	0- 0	0- 0				
3- 2	0- 0	0- 0	AWAY	2- 2	1- 0	0- 0				
0- 0	0- 0	0- 0	NEUTRAL	0- 0	0- 0	0- 0				

RPI 1-25				RPI 26-50				RPI 51-100				Team's RPI: 89	RPI 101+			
RPI	S	Opponent	Score	RPI	S	Opponent	Score	RPI	S	Opponent	Score		RPI	S	Opponent	Score
4	H	Stanford	54 80	35	H	California	55 68	54	A	Washington St.	57 56		117	A	Utah	58 52
								64	A	Arizona St.	43 64		126	H	Wisconsin	58 48
								87	A	Arizona	56 54		127	H	Denver	71 36
								97	A	Washington	67 75		212	A	Colorado St.	72 53
								99	N	Creighton	52 49		225	N	Tex.-Pan American	67 49
													268	H	San Francisco	84 66
													297	H	Northern Ariz.	84 60
													299	H	Valparaiso	60 32
													320	A	A&M-Corpus Christi	71 58
													324	H	Idaho	68 59
													332	H	Weber St.	77 59
LAST 12 Division I GAMES:																
87	A	Arizona	56 54	117	A	Utah	58 52									
64	A	Arizona St.	43 64	99	N	Creighton	52 49									
4	H	Stanford	54 80	225	N	Tex.-Pan American	67 49									
35	H	California	55 68	332	H	Weber St.	77 59									
54	A	Washington St.	57 56	127	H	Denver	71 36									
97	A	Washington	67 75	324	H	Idaho	68 59									

Non-Div I Games:

Colorado

■ Loss,
 ■ Non-Conf, S Site,
 ■ Home
 ■ Away
 N Neutral

Average RPI Win:	265	WON-LOST	WINNING	LAST 12	STRENGTH OF	OPP. STRENGTH	TEAM	ADJ.	CONF.	ADJ CONF.
Average RPI Loss:	125	RECORD	PCT. RANK	GAMES	SCHEDULE	OF SCHEDULE	RPI	RPI	RPI	RPI
DIV. I ONLY	6- 12	248	5- 6	124	223	212	212	23	23	
DIV. I NON-CONF.	3- 11	289	2- 5	73	205	189	189	25	25	
TOTALS	RPI 1-25	RPI 26-50	W-L RECORDS	RPI 51-100	RPI 101-150	RPI 150+				
6- 12	0- 0	0- 0	OVERALL	0- 4	0- 4	6- 4				
4- 3	0- 0	0- 0	HOME	0- 3	0- 0	4- 0				
2- 7	0- 0	0- 0	AWAY	0- 0	0- 4	2- 3				
0- 2	0- 0	0- 0	NEUTRAL	0- 1	0- 0	0- 1				
3- 11	0- 0	0- 0	NON-CONFERENCE	0- 4	0- 4	3- 3				
2- 3	0- 0	0- 0	HOME	0- 3	0- 0	2- 0				
1- 6	0- 0	0- 0	AWAY	0- 0	0- 4	1- 2				
0- 2	0- 0	0- 0	NEUTRAL	0- 1	0- 0	0- 1				
3- 1	0- 0	0- 0	CONFERENCE	0- 0	0- 0	3- 1				
2- 0	0- 0	0- 0	HOME	0- 0	0- 0	2- 0				
1- 1	0- 0	0- 0	AWAY	0- 0	0- 0	1- 1				
0- 0	0- 0	0- 0	NEUTRAL	0- 0	0- 0	0- 0				

RPI 1-25			RPI 26-50			RPI 51-100			RPI 101+			Team's RPI: 212
RPI	S	Opponent	Score	RPI	S	Opponent	Score	RPI	S	Opponent	Score	
						64 H Arizona St.	52 56	113 A Toledo		51 58		
						79 H Bowling Green	57 70	127 A Denver		61 64		
						83 N Michigan St.	45 72	137 A Montana St.		69 87		
						89 H Colorado	53 72	140 A UNI		50 61		
								154 A Northern Colo.		60 66		
								160 A Seattle		43 61		
								173 A TCU		71 79		
								185 N Indiana		39 47		
								190 H Tulsa		87 68		
								244 A Boise St.		60 52		
								254 H North Dakota		58 52		
								295 H Wyoming		62 58		
								302 H Air Force		73 39		
								303 A CSU Bakersfield		65 63		
LAST 12 Division I GAMES:												
295 H Wyoming			62 58	79 H Bowling Green			57 70					
244 A Boise St.			60 52	185 N Indiana			39 47					
173 A TCU			71 79	83 N Michigan St.			45 72					
302 H Air Force			73 39	254 H North Dakota			58 52					
160 A Seattle			43 61	113 A Toledo			51 58					
303 A CSU Bakersfield			65 63	154 A Northern Colo.			60 66					

Non-Div I Games: Maryville (MO) 73 35

Colorado St.

Average RPI Win:	238	WON-LOST	WINNING	LAST 12	STRENGTH OF	OPP. STRENGTH	TEAM	ADJ.	CONF.	ADJ CONF.
Average RPI Loss:	205	RECORD	PCT. RANK	GAMES	SCHEDULE	OF SCHEDULE	RPI	RPI	RPI	RPI
DIV. I ONLY	2- 14	327	2- 10	257	336	333	333	15	15	
DIV. I NON-CONF.	2- 12	311	2- 8	269	340	336	336	20	20	
TOTALS	RPI 1-25	RPI 26-50	W-L RECORDS	RPI 51-100	RPI 101-150	RPI 150+				
2- 14	0- 1	0- 0	OVERALL	0- 1	0- 3	2- 9				
2- 6	0- 0	0- 0	HOME	0- 0	0- 1	2- 5				
0- 8	0- 1	0- 0	AWAY	0- 1	0- 2	0- 4				
0- 0	0- 0	0- 0	NEUTRAL	0- 0	0- 0	0- 0				
2- 12	0- 0	0- 0	NON-CONFERENCE	0- 1	0- 3	2- 8				
2- 5	0- 0	0- 0	HOME	0- 0	0- 1	2- 4				
0- 7	0- 0	0- 0	AWAY	0- 1	0- 2	0- 4				
0- 0	0- 0	0- 0	NEUTRAL	0- 0	0- 0	0- 0				
0- 2	0- 1	0- 0	CONFERENCE	0- 0	0- 0	0- 1				
0- 1	0- 0	0- 0	HOME	0- 0	0- 0	0- 1				
0- 1	0- 1	0- 0	AWAY	0- 0	0- 0	0- 0				
0- 0	0- 0	0- 0	NEUTRAL	0- 0	0- 0	0- 0				

RPI 1-25				RPI 26-50				RPI 51-100				RPI 101+ Team's RPI: 333			
RPI	S	Opponent	Score	RPI	S	Opponent	Score	RPI	S	Opponent	Score	RPI	S	Opponent	Score
24	A	Princeton	35 94					80	A	Sacred Heart	42 60	103	H	San Diego	32 54
												110	A	LIU Brooklyn	50 58
												125	A	Fairfield	44 54
												201	H	Bryant	77 74
												223	H	Hawaii	55 66
												240	H	Long Beach St.	61 70
												246	A	Fairleigh Dickinson	51 71
												255	H	Morgan St.	66 70
												258	A	Lafayette	45 53
												260	H	Vermont	52 63
												272	H	Cornell	44 54
												274	H	Army	63 58
												335	A	Wagner	54 66
												340	A	St. Francis (NY)	44 48
LAST 12 Division I GAMES:															
272	H	Cornell	44 54	110	A	LIU Brooklyn	50 58								
24	A	Princeton	35 94	125	A	Fairfield	44 54								
255	H	Morgan St.	66 70	223	H	Hawaii	55 66								
258	A	Lafayette	45 53	103	H	San Diego	32 54								
201	H	Bryant	77 74	274	H	Army	63 58								
246	A	Fairleigh Dickinson	51 71	240	H	Long Beach St.	61 70								

Non-Div I Games:

Columbia

■ Loss,
 ■ Non-Conf, S Site,
 ■ Home
 ■ Away
 N Neutral

Connecticut

Through Games Of Sunday, January 22, 2012

Average RPI Win:	99	WON-LOST	WINNING	LAST 12	STRENGTH OF	OPP. STRENGTH	TEAM	ADJ.	CONF.	ADJ CONF.
Average RPI Loss:	3	RECORD	PCT. RANK	GAMES	SCHEDULE	OF SCHEDULE	RPI	RPI	RPI	RPI
DIV. I ONLY	17- 2	9	10- 2	5	16	3	3	2	2	
DIV. I NON-CONF.	11- 1	9	4- 1	4	41	4	4	2	2	
TOTALS	RPI 1-25	RPI 26-50	W-L RECORDS	RPI 51-100	RPI 101-150	RPI 150+				
17- 2	4- 2	1- 0	OVERALL	3- 0	6- 0	3- 0				
13- 0	2- 0	1- 0	HOME	3- 0	5- 0	2- 0				
4- 2	2- 2	0- 0	AWAY	0- 0	1- 0	1- 0				
0- 0	0- 0	0- 0	NEUTRAL	0- 0	0- 0	0- 0				
11- 1	2- 1	1- 0	NON-CONFERENCE	1- 0	4- 0	3- 0				
10- 0	2- 0	1- 0	HOME	1- 0	4- 0	2- 0				
1- 1	0- 1	0- 0	AWAY	0- 0	0- 0	1- 0				
0- 0	0- 0	0- 0	NEUTRAL	0- 0	0- 0	0- 0				
6- 1	2- 1	0- 0	CONFERENCE	2- 0	2- 0	0- 0				
3- 0	0- 0	0- 0	HOME	2- 0	1- 0	0- 0				
3- 1	2- 1	0- 0	AWAY	0- 0	1- 0	0- 0				
0- 0	0- 0	0- 0	NEUTRAL	0- 0	0- 0	0- 0				

RPI	S	Opponent	Score	RPI	S	Opponent	Score	RPI	S	Opponent	Score	RPI	S	Opponent	Score
1	A	Baylor	61 66	45	H	Towson	92 31	53	H	Dayton	78 38	109	H	Cincinnati	80 37
4	H	Stanford	68 58					61	H	West Virginia	79 60	118	H	North Carolina	86 35
5	A	Notre Dame	67 74					70	H	Providence	96 35	120	H	Pacific	112 53
7	H	Texas A&M	81 51									123	H	Holy Cross	77 37
15	A	Villanova	72 49									125	H	Fairfield	93 40
23	A	DePaul	88 44									142	A	Seton Hall	70 37
LAST 12 Division I GAMES:															
23	A	DePaul	88 44	61	H	West Virginia	79 60	125	H	Fairfield	93 40	234	A	Col. of Charleston	72 24
109	H	Cincinnati	80 37	125	H	Fairfield	93 40	1	A	Baylor	61 66	142	A	Seton Hall	70 37
118	H	North Carolina	86 35	234	A	Col. of Charleston	72 24	7	H	Texas A&M	81 51				
15	A	Villanova	72 49												
70	H	Providence	96 35												
5	A	Notre Dame	67 74												

Non-Div I Games:

Connecticut

■ Loss,
 ■ Non-Conf, S Site,
 ■ Home
 ■ Away
 N Neutral

Average RPI Win:	217	WON-LOST	WINNING	LAST 12	STRENGTH OF	OPP. STRENGTH	TEAM	ADJ.	CONF.	ADJ CONF.
Average RPI Loss:	90	RECORD	PCT. RANK	GAMES	SCHEDULE	OF SCHEDULE	RPI	RPI	RPI	RPI
DIV. I ONLY	8- 10	203	7- 5	112	128	153	153	26	26	
DIV. I NON-CONF.	4- 8	238	3- 4	53	63	108	108	23	23	
TOTALS	RPI 1-25	RPI 26-50	W-L RECORDS	RPI 51-100	RPI 101-150	RPI 150+				
8- 10	0- 0	0- 3	OVERALL	1- 3	1- 2	6- 2				
3- 4	0- 0	0- 2	HOME	0- 1	1- 0	2- 1				
4- 6	0- 0	0- 1	AWAY	0- 2	0- 2	4- 1				
1- 0	0- 0	0- 0	NEUTRAL	1- 0	0- 0	0- 0				
4- 8	0- 0	0- 3	NON-CONFERENCE	1- 1	1- 2	2- 2				
1- 3	0- 0	0- 2	HOME	0- 0	1- 0	0- 1				
2- 5	0- 0	0- 1	AWAY	0- 1	0- 2	2- 1				
1- 0	0- 0	0- 0	NEUTRAL	1- 0	0- 0	0- 0				
4- 2	0- 0	0- 0	CONFERENCE	0- 2	0- 0	4- 0				
2- 1	0- 0	0- 0	HOME	0- 1	0- 0	2- 0				
2- 1	0- 0	0- 0	AWAY	0- 1	0- 0	2- 0				
0- 0	0- 0	0- 0	NEUTRAL	0- 0	0- 0	0- 0				

RPI 1-25				RPI 26-50				RPI 51-100				RPI 101+ Team's RPI: 153			
RPI	S	Opponent	Score	RPI	S	Opponent	Score	RPI	S	Opponent	Score	RPI	S	Opponent	Score
				31	H	Georgetown	54 70	65	H	Hampton	50 76	102	A	Syracuse	50 56
				38	A	Oklahoma St.	35 59	81	A	Howard	52 63	106	A	Wake Forest	58 80
				45	H	Towson	59 61	86	N	Boston U.	59 44	130	H	UMBC	68 60
								96	A	VCU	66 74	158	H	Saint Francis (PA)	67 69
												180	A	Robert Morris	47 62
												186	A	Fordham	61 60
												231	A	South Carolina St.	57 39
												244	A	Savannah St.	71 45
												252	H	Norfolk St.	67 62
												264	A	Longwood	73 51
												341	H	N.C. Central	84 44
LAST 12 Division I GAMES:															
				341	H	N.C. Central	84 44	186	A	Fordham	61 60				
				252	H	Norfolk St.	67 62	86	N	Boston U.	59 44				
				65	H	Hampton	50 76	158	H	Saint Francis (PA)	67 69				
				231	A	South Carolina St.	57 39	96	A	VCU	66 74				
				244	A	Savannah St.	71 45	102	A	Syracuse	50 56				
				264	A	Longwood	73 51	45	H	Towson	59 61				

Non-Div I Games: Cheyney 94 39

Coppin St.

 Loss,
 Non-Conf,
 S Site,
 H Home
 A Away
N Neutral

Average RPI Win:	284	WON-LOST	WINNING	LAST 12	STRENGTH OF	OPP. STRENGTH	TEAM	ADJ.	CONF.	ADJ CONF.
Average RPI Loss:	166	RECORD	PCT. RANK	GAMES	SCHEDULE	OF SCHEDULE	RPI	RPI	RPI	RPI
DIV. I ONLY	5- 9	239	4- 6	312	259	272	272	15	15	
DIV. I NON-CONF.	4- 8	238	3- 5	313	303	289	289	20	20	
TOTALS	RPI 1-25	RPI 26-50	W-L RECORDS	RPI 51-100	RPI 101-150	RPI 150+				
5- 9	0- 1	0- 0	OVERALL	0- 1	0- 1	5- 6				
2- 3	0- 0	0- 0	HOME	0- 1	0- 0	2- 2				
3- 6	0- 1	0- 0	AWAY	0- 0	0- 1	3- 4				
0- 0	0- 0	0- 0	NEUTRAL	0- 0	0- 0	0- 0				
4- 8	0- 0	0- 0	NON-CONFERENCE	0- 1	0- 1	4- 6				
2- 3	0- 0	0- 0	HOME	0- 1	0- 0	2- 2				
2- 5	0- 0	0- 0	AWAY	0- 0	0- 1	2- 4				
0- 0	0- 0	0- 0	NEUTRAL	0- 0	0- 0	0- 0				
1- 1	0- 1	0- 0	CONFERENCE	0- 0	0- 0	1- 0				
0- 0	0- 0	0- 0	HOME	0- 0	0- 0	0- 0				
1- 1	0- 1	0- 0	AWAY	0- 0	0- 0	1- 0				
0- 0	0- 0	0- 0	NEUTRAL	0- 0	0- 0	0- 0				

RPI	S	Opponent	Score	RPI	S	Opponent	Score	RPI	S	Opponent	Score	RPI	S	Opponent	Score	Team's RPI: 272
24	A	Princeton	35 64					92	H	Eastern Mich.	52 54	131	A	South Dakota	56 79	
												167	A	William & Mary	54 85	
												186	A	Fordham	40 39	
												199	A	Manhattan	49 73	
												202	H	Binghamton	48 61	
												203	H	New Hampshire	62 63	
												211	A	Canisius	45 62	
												242	A	Cleveland St.	79 59	
												264	A	Longwood	61 68	
												322	H	Colgate	59 56	
												333	A	Columbia	54 44	
												339	H	Bucknell	65 45	
LAST 12 Division I GAMES:																
333	A	Columbia	54 44	339	H	Bucknell	65 45	202	H	Binghamton	48 61	242	A	Cleveland St.	79 59	
24	A	Princeton	35 64	92	H	Eastern Mich.	52 54	203	H	New Hampshire	62 63	322	H	Colgate	59 56	
131	A	South Dakota	56 79													
186	A	Fordham	40 39													
211	A	Canisius	45 62													
199	A	Manhattan	49 73													

Non-Div I Games: Neb. Omaha 63 51 Ithaca 60 40

Cornell

■ Loss,
 ■ Non-Conf, S Site,
 ■ Home
 ■ Away
 N Neutral

Creighton

Through Games Of Sunday, January 22, 2012

Average RPI Win:	209	WON-LOST	WINNING	LAST 12	STRENGTH OF	OPP. STRENGTH	TEAM	ADJ.	CONF.	ADJ CONF.
Average RPI Loss:	76	RECORD	PCT. RANK	GAMES	SCHEDULE	OF SCHEDULE	RPI	RPI	RPI	RPI
DIV. I ONLY	9- 9	166	5- 7	52	125	99	99	10	10	
DIV. I NON-CONF.	6- 5	141	2- 3	16	146	59	59	10	10	
TOTALS	RPI 1-25	RPI 26-50	W-L RECORDS	RPI 51-100	RPI 101-150	RPI 150+				
9- 9	0- 1	0- 2	OVERALL	2- 3	1- 3	6- 0				
4- 3	0- 1	0- 0	HOME	2- 0	0- 2	2- 0				
5- 5	0- 0	0- 2	AWAY	0- 2	1- 1	4- 0				
0- 1	0- 0	0- 0	NEUTRAL	0- 1	0- 0	0- 0				
6- 5	0- 1	0- 2	NON-CONFERENCE	2- 1	0- 1	4- 0				
2- 2	0- 1	0- 0	HOME	2- 0	0- 1	0- 0				
4- 2	0- 0	0- 2	AWAY	0- 0	0- 0	4- 0				
0- 1	0- 0	0- 0	NEUTRAL	0- 1	0- 0	0- 0				
3- 4	0- 0	0- 0	CONFERENCE	0- 2	1- 2	2- 0				
2- 1	0- 0	0- 0	HOME	0- 0	0- 1	2- 0				
1- 3	0- 0	0- 0	AWAY	0- 2	1- 1	0- 0				
0- 0	0- 0	0- 0	NEUTRAL	0- 0	0- 0	0- 0				

RPI 1-25				RPI 26-50				RPI 51-100				Team's RPI: 99	RPI 101+			
RPI	S	Opponent	Score	RPI	S	Opponent	Score	RPI	S	Opponent	Score		RPI	S	Opponent	Score
5	H	Notre Dame	48 76	27	A	Kansas	59 73	52	H	North Carolina St.	74 67		122	A	Illinois St.	66 79
				33	A	Nebraska	55 66	69	A	Missouri St.	60 70		131	H	South Dakota	53 56
								74	A	Wichita St.	58 65		136	H	Drake	44 47
								79	H	Bowling Green	49 47		150	A	Indiana St.	64 62
								89	N	Colorado	49 52		230	A	North Dakota St.	71 51
													249	A	UTSA	54 53
													254	A	North Dakota	72 54
													285	H	Southern Ill.	66 59
													287	H	Evansville	65 33
													295	A	Wyoming	66 50
LAST 12 Division I GAMES:																
				122	A	Illinois St.	66 79					136	H	Drake	44 47	
				150	A	Indiana St.	64 62					89	N	Colorado	49 52	
				285	H	Southern Ill.	66 59					249	A	UTSA	54 53	
				287	H	Evansville	65 33					79	H	Bowling Green	49 47	
				74	A	Wichita St.	58 65					33	A	Nebraska	55 66	
				69	A	Missouri St.	60 70					5	H	Notre Dame	48 76	

Non-Div I Games:

Creighton

Loss, Non-Conf, S Site, H Home A Away N Neutral

Average RPI Win:	291	WON-LOST	WINNING	LAST 12	STRENGTH OF	OPP. STRENGTH	TEAM	ADJ.	CONF.	ADJ CONF.
Average RPI Loss:	126	RECORD	PCT. RANK	GAMES	SCHEDULE	OF SCHEDULE	RPI	RPI	RPI	RPI
DIV. I ONLY	2- 13	325	1- 11	130	122	276	276	15	15	
DIV. I NON-CONF.	2- 12	311	1- 10	127	120	284	284	20	20	
TOTALS	RPI 1-25	RPI 26-50	W-L RECORDS	RPI 51-100	RPI 101-150	RPI 150+				
2- 13	0- 1	0- 2	OVERALL	0- 2	0- 3	2- 5				
0- 6	0- 0	0- 1	HOME	0- 0	0- 2	0- 3				
1- 6	0- 1	0- 1	AWAY	0- 1	0- 1	1- 2				
1- 1	0- 0	0- 0	NEUTRAL	0- 1	0- 0	1- 0				
2- 12	0- 1	0- 2	NON-CONFERENCE	0- 2	0- 3	2- 4				
0- 5	0- 0	0- 1	HOME	0- 0	0- 2	0- 2				
1- 6	0- 1	0- 1	AWAY	0- 1	0- 1	1- 2				
1- 1	0- 0	0- 0	NEUTRAL	0- 1	0- 0	1- 0				
0- 1	0- 0	0- 0	CONFERENCE	0- 0	0- 0	0- 1				
0- 1	0- 0	0- 0	HOME	0- 0	0- 0	0- 1				
0- 0	0- 0	0- 0	AWAY	0- 0	0- 0	0- 0				
0- 0	0- 0	0- 0	NEUTRAL	0- 0	0- 0	0- 0				

RPI	S	Opponent	Score	RPI	S	Opponent	Score	RPI	S	Opponent	Score	RPI	S	Opponent	Score	Team's RPI: 276
11	A	Kansas St.	20 54	31	H	Georgetown	38 77	57	N	Saint Joseph's	48 85	108	H	Hartford	42 60	
				35	A	California	39 80	70	A	Providence	48 63	123	A	Holy Cross	63 65	
												129	H	La Salle	47 60	
												166	H	Harvard	63 71	
												201	H	Bryant	45 63	
												203	H	New Hampshire	53 58	
												240	A	Long Beach St.	52 66	
												260	A	Vermont	72 62	
												264	A	Longwood	76 86	
												322	N	Colgate	56 50	
LAST 12 Division I GAMES:																
264	A	Longwood	76 86	240	A	Long Beach St.	52 66									
166	H	Harvard	63 71	108	H	Hartford	42 60									
123	A	Holy Cross	63 65	201	H	Bryant	45 63									
31	H	Georgetown	38 77	203	H	New Hampshire	53 58									
129	H	La Salle	47 60	70	A	Providence	48 63									
35	A	California	39 80	260	A	Vermont	72 62									

Non-Div I Games:

Dartmouth

■ Loss,
 ■ Non-Conf,
 S Site,
 ■ Home
 ■ Away
 N Neutral

Average RPI Win: 242	WON-LOST	WINNING	LAST 12	STRENGTH OF	OPP. STRENGTH	TEAM	ADJ.	CONF.	ADJ CONF.
Average RPI Loss: 144	RECORD	PCT. RANK	GAMES	SCHEDULE	OF SCHEDULE	RPI	RPI	RPI	RPI
DIV. I ONLY	11- 7	104	9- 3	210	256	135	135	18	18
DIV. I NON-CONF.	4- 5	200	2- 1	227	177	127	127	22	22
TOTALS	RPI 1-25	RPI 26-50	W-L RECORDS	RPI 51-100	RPI 101-150	RPI 150+			
11- 7	0- 1	0- 0	OVERALL	0- 1	1- 3	10- 2			
7- 1	0- 0	0- 0	HOME	0- 0	0- 1	7- 0			
4- 6	0- 1	0- 0	AWAY	0- 1	1- 2	3- 2			
0- 0	0- 0	0- 0	NEUTRAL	0- 0	0- 0	0- 0			
4- 5	0- 1	0- 0	NON-CONFERENCE	0- 1	0- 2	4- 1			
3- 0	0- 0	0- 0	HOME	0- 0	0- 0	3- 0			
1- 5	0- 1	0- 0	AWAY	0- 1	0- 2	1- 1			
0- 0	0- 0	0- 0	NEUTRAL	0- 0	0- 0	0- 0			
7- 2	0- 0	0- 0	CONFERENCE	0- 0	1- 1	6- 1			
4- 1	0- 0	0- 0	HOME	0- 0	0- 1	4- 0			
3- 1	0- 0	0- 0	AWAY	0- 0	1- 0	2- 1			
0- 0	0- 0	0- 0	NEUTRAL	0- 0	0- 0	0- 0			

RPI 1-25				RPI 26-50				RPI 51-100				RPI 101+ Team's RPI: 135			
RPI	S	Opponent	Score	RPI	S	Opponent	Score	RPI	S	Opponent	Score	RPI	S	Opponent	Score
24	A	Princeton	44 53					55	A	Duquesne	53 84	105	A	Appalachian St.	55 52
												106	A	Wake Forest	66 68
												133	H	Samford	65 73
												141	A	High Point	69 82
												171	A	Furman	61 50
												204	H	Elon	75 66
												216	H	Winthrop	80 65
												234	H	Col. of Charleston	56 39
												243	A	Clemson	62 72
												256	H	Ga. Southern	72 48
												269	A	Radford	81 68
												283	A	Western Caro.	64 46
												283	H	Western Caro.	58 45
												307	A	Wofford	59 63
												315	H	Gardner-Webb	67 46
												321	H	Mercer	75 60
LAST 12 Division I GAMES:															
133	H	Samford	65 73	106	A	Wake Forest	66 68								
105	A	Appalachian St.	55 52	269	A	Radford	81 68								
283	H	Western Caro.	58 45	256	H	Ga. Southern	72 48								
307	A	Wofford	59 63	234	H	Col. of Charleston	56 39								
171	A	Furman	61 50	283	A	Western Caro.	64 46								
204	H	Elon	75 66	216	H	Winthrop	80 65								

Non-Div I Games:

Davidson

■ Loss,
 ■ Non-Conf, S Site,
 ■ Home
 ■ Away
 N Neutral

Average RPI Win: 170		WON-LOST	WINNING	LAST 12	STRENGTH OF		OPP. STRENGTH	TEAM	ADJ.	CONF.	ADJ CONF.
Average RPI Loss: 62		RECORD	PCT. RANK	GAMES	SCHEDULE		OF SCHEDULE	RPI	RPI	RPI	RPI
DIV. I ONLY		12- 5	69	9- 3	97		65	53	53	8	8
DIV. I NON-CONF.		8- 4	89	5- 2	48		50	35	35	8	8
<hr/>											
TOTALS	RPI 1-25	RPI 26-50		W-L RECORDS		RPI 51-100		RPI 101-150		RPI 150+	
12- 5	0- 1	0- 2		OVERALL		3- 0		1- 2		8- 0	
4- 1	0- 0	0- 1		HOME		1- 0		0- 0		3- 0	
3- 3	0- 1	0- 0		AWAY		1- 0		0- 2		2- 0	
5- 1	0- 0	0- 1		NEUTRAL		1- 0		1- 0		3- 0	
<hr/>											
8- 4	0- 1	0- 1		NON-CONFERENCE		2- 0		1- 2		5- 0	
3- 0	0- 0	0- 0		HOME		1- 0		0- 0		2- 0	
0- 3	0- 1	0- 0		AWAY		0- 0		0- 2		0- 0	
5- 1	0- 0	0- 1		NEUTRAL		1- 0		1- 0		3- 0	
<hr/>											
4- 1	0- 0	0- 1		CONFERENCE		1- 0		0- 0		3- 0	
1- 1	0- 0	0- 1		HOME		0- 0		0- 0		1- 0	
3- 0	0- 0	0- 0		AWAY		1- 0		0- 0		2- 0	
0- 0	0- 0	0- 0		NEUTRAL		0- 0		0- 0		0- 0	

RPI 1-25				RPI 26-50				RPI 51-100 Team's RPI: 53				RPI 101+			
RPI	S	Opponent	Score	RPI	S	Opponent	Score	RPI	S	Opponent	Score	RPI	S	Opponent	Score
3	A	Connecticut	38 78	34	N	Gonzaga	76 82	57	A	Saint Joseph's	65 51	107	N	Illinois	80 66
				50	H	Temple	57 61	79	H	Bowling Green	69 38	109	A	Cincinnati	64 75
								88	N	South Fla.	73 63	113	A	Toledo	51 61
												165	H	Wright St.	77 69
												186	A	Fordham	62 37
												191	H	Boston College	69 60
												192	N	Buffalo	94 74
												202	N	Binghamton	60 50
												205	A	Massachusetts	80 55
												246	N	Fairleigh Dickinson	84 48
												319	H	Rhode Island	97 46
LAST 12 Division I GAMES:															
186	A	Fordham	62 37	88	N	South Fla.	73 63	34	N	Gonzaga	76 82	107	N	Illinois	80 66
205	A	Massachusetts	80 55	50	H	Temple	57 61	165	H	Wright St.	77 69	191	H	Boston College	69 60
57	A	Saint Joseph's	65 51	79	H	Bowling Green	69 38	88	N	South Fla.	73 63	3	A	Connecticut	38 78
319	H	Rhode Island	97 46	202	N	Binghamton	60 50								

Non-Div I Games:

Dayton

■ Loss,
 ■ Non-Conf,
 ■ S Site,
 ■ H Home
 ■ A Away
 N Neutral

Average RPI Win:	133	WON-LOST	WINNING	LAST 12	STRENGTH OF	OPP. STRENGTH	TEAM	ADJ.	CONF.	ADJ CONF.
Average RPI Loss:	56	RECORD	PCT. RANK	GAMES	SCHEDULE	OF SCHEDULE	RPI	RPI	RPI	RPI
DIV. I ONLY	15- 5	43	8- 4	31	29	23	23	2	2	
DIV. I NON-CONF.	12- 2	20	6- 1	39	71	28	28	2	2	
TOTALS	RPI 1-25	RPI 26-50	W-L RECORDS	RPI 51-100	RPI 101-150	RPI 150+				
15- 5	1- 2	3- 0	OVERALL	2- 2	3- 1	6- 0				
9- 1	0- 1	2- 0	HOME	1- 0	2- 0	4- 0				
5- 2	1- 0	1- 0	AWAY	1- 2	1- 0	1- 0				
1- 2	0- 1	0- 0	NEUTRAL	0- 0	0- 1	1- 0				
12- 2	1- 1	1- 0	NON-CONFERENCE	2- 0	2- 1	6- 0				
7- 0	0- 0	1- 0	HOME	1- 0	1- 0	4- 0				
4- 0	1- 0	0- 0	AWAY	1- 0	1- 0	1- 0				
1- 2	0- 1	0- 0	NEUTRAL	0- 0	0- 1	1- 0				
3- 3	0- 1	2- 0	CONFERENCE	0- 2	1- 0	0- 0				
2- 1	0- 1	1- 0	HOME	0- 0	1- 0	0- 0				
1- 2	0- 0	1- 0	AWAY	0- 2	0- 0	0- 0				
0- 0	0- 0	0- 0	NEUTRAL	0- 0	0- 0	0- 0				

RPI	S	Opponent	Score	RPI	S	Opponent	Score	RPI	S	Opponent	Score	RPI	S	Opponent	Score
2	N	Tennessee	61 84	31	A	Georgetown	59 50	64	H	Arizona St.	73 55	116	N	San Diego St.	74 82
3	H	Connecticut	44 88	37	H	St. John's (NY)	69 52	70	A	Providence	52 60	122	A	Illinois St.	73 54
24	A	Princeton	78 67	39	H	St. Mary's (CA)	96 68	77	A	Northwestern	88 72	133	H	Samford	86 57
								88	A	South Fla.	63 66	145	H	Pittsburgh	86 83
												159	N	Portland	99 64
												200	H	SIU Edwardsville	75 65
												217	H	Loyola Chicago	70 65
												223	A	Hawaii	90 65
												241	H	Northern Ill.	65 46
												285	H	Southern Ill.	93 67
LAST 12 Division I GAMES:															
3	H	Connecticut	44 88	285	H	Southern Ill.	93 67	122	A	Illinois St.	73 54	64	H	Arizona St.	73 55
88	A	South Fla.	63 66	24	A	Princeton	78 67	2	N	Tennessee	61 84	70	A	Providence	52 60
145	H	Pittsburgh	86 83	31	A	Georgetown	59 50	200	H	SIU Edwardsville	75 65	37	H	St. John's (NY)	69 52
70	A	Providence	52 60	241	H	Northern Ill.	65 46					39	H	St. Mary's (CA)	96 68

Non-Div I Games:

DePaul

Delaware

Average RPI Win: **108**
Average RPI Loss: **6**

WON-LOST
RECORD

WINNING
PCT. RANK

LAST 12
GAMES

Through Games Of Sunday, January 22, 2012

STRENGTH OF
SCHEDULE

OPP. STRENGTH
OF SCHEDULE

TEAM
RPI

ADJ.
RPI

CONF.
RPI

ADJ CONF.
RPI

DIV. I ONLY	16- 1	6	11- 1	35	12	8	8	7	7
DIV. I NON-CONF.	9- 1	16	4- 1	19	2	5	5	7	7
TOTALS	RPI 1-25	RPI 26-50	W-L RECORDS	RPI 51-100	RPI 101-150	RPI 150+			
16- 1	2- 1	4- 0	OVERALL	3- 0	2- 0	5- 0			
7- 0	0- 0	2- 0	HOME	2- 0	1- 0	2- 0			
8- 1	2- 1	2- 0	AWAY	1- 0	1- 0	2- 0			
1- 0	0- 0	0- 0	NEUTRAL	0- 0	0- 0	1- 0			
9- 1	2- 1	2- 0	NON-CONFERENCE	1- 0	2- 0	2- 0			
3- 0	0- 0	1- 0	HOME	0- 0	1- 0	1- 0			
5- 1	2- 1	1- 0	AWAY	1- 0	1- 0	0- 0			
1- 0	0- 0	0- 0	NEUTRAL	0- 0	0- 0	1- 0			
7- 0	0- 0	2- 0	CONFERENCE	2- 0	0- 0	3- 0			
4- 0	0- 0	1- 0	HOME	2- 0	0- 0	1- 0			
3- 0	0- 0	1- 0	AWAY	0- 0	0- 0	2- 0			
0- 0	0- 0	0- 0	NEUTRAL	0- 0	0- 0	0- 0			

RPI	S	Opponent	Score	RPI	S	Opponent	Score	RPI	S	Opponent	Score	RPI	S	Opponent	Score
6	A	Maryland	76 85	26	A	St. Bonaventure	61 49	68	H	Drexel	60 49	106	A	Wake Forest	70 57
15	A	Villanova	64 56	30	H	Penn St.	80 71	70	A	Providence	68 47	111	H	Yale	77 45
24	A	Princeton	81 70	45	A	Towson	65 46	82	H	UNC Wilmington	69 37	167	H	William & Mary	73 57
				45	H	Towson	74 51					189	A	George Mason	66 54
												197	A	Northeastern	70 54
												233	N	East Carolina	60 40
												319	H	Rhode Island	89 53
LAST 12 Division I GAMES:															
68	H	Drexel	60 49	6	A	Maryland	76 85	233	N	East Carolina	60 40	70	A	Providence	68 47
45	A	Towson	65 46					106	A	Wake Forest	70 57	111	H	Yale	77 45
197	A	Northeastern	70 54					167	H	William & Mary	73 57				
82	H	UNC Wilmington	69 37												
189	A	George Mason	66 54												
45	H	Towson	74 51												

Non-Div I Games:

Delaware

Loss, Non-Conf, S Site, H Home A Away N Neutral

Delaware St.

Through Games Of Sunday, January 22, 2012

Average RPI Win:	340	WON-LOST	WINNING	LAST 12	STRENGTH OF	OPP. STRENGTH	TEAM	ADJ.	CONF.	ADJ CONF.
Average RPI Loss:	175	RECORD	PCT. RANK	GAMES	SCHEDULE	OF SCHEDULE	RPI	RPI	RPI	RPI
DIV. I ONLY	1- 14	337	1- 11	266	237	334	334	26	26	
DIV. I NON-CONF.	1- 10	330	1- 7	173	216	326	326	23	23	
TOTALS	RPI 1-25	RPI 26-50	W-L RECORDS	RPI 51-100	RPI 101-150	RPI 150+				
1- 14	0- 1	0- 1	OVERALL	0- 2	0- 0	1- 10				
1- 5	0- 0	0- 1	HOME	0- 0	0- 0	1- 4				
0- 7	0- 1	0- 0	AWAY	0- 2	0- 0	0- 4				
0- 2	0- 0	0- 0	NEUTRAL	0- 0	0- 0	0- 2				
1- 10	0- 1	0- 1	NON-CONFERENCE	0- 1	0- 0	1- 7				
1- 3	0- 0	0- 1	HOME	0- 0	0- 0	1- 2				
0- 5	0- 1	0- 0	AWAY	0- 1	0- 0	0- 3				
0- 2	0- 0	0- 0	NEUTRAL	0- 0	0- 0	0- 2				
0- 4	0- 0	0- 0	CONFERENCE	0- 1	0- 0	0- 3				
0- 2	0- 0	0- 0	HOME	0- 0	0- 0	0- 2				
0- 2	0- 0	0- 0	AWAY	0- 1	0- 0	0- 1				
0- 0	0- 0	0- 0	NEUTRAL	0- 0	0- 0	0- 0				

RPI	S	Opponent	Score	RPI	S	Opponent	Score	RPI	S	Opponent	Score	RPI	S	Opponent	Score	Team's RPI: 334
6	A	Maryland	33 108	45	H	Towson	59 70	51	A	Texas	35 89	157	N	FIU	57 73	
								81	A	Howard	49 59	165	A	Wright St.	53 57	
												180	N	Robert Morris	67 75	
												186	H	Fordham	48 63	
												218	A	Md.-East. Shore	32 60	
												218	H	Md.-East. Shore	56 69	
												233	A	East Carolina	47 54	
												275	A	North Florida	61 72	
												313	H	NJIT	49 65	
												325	H	Bethune-Cookman	50 52	
												340	H	St. Francis (NY)	73 66	
LAST 12 Division I GAMES:																
325	H	Bethune-Cookman	50 52	275	A	North Florida	61 72									
218	H	Md.-East. Shore	56 69	340	H	St. Francis (NY)	73 66									
186	H	Fordham	48 63	6	A	Maryland	33 108									
51	A	Texas	35 89	81	A	Howard	49 59									
45	H	Towson	59 70	218	A	Md.-East. Shore	32 60									
157	N	FIU	57 73	180	N	Robert Morris	67 75									

Non-Div I Games: Wilmington (DE) 80 32 Wesley 85 53

Delaware St.

Loss, Non-Conf, S Site, H Home A Away N Neutral

Denver				Through Games Of Sunday, January 22, 2012						
Average RPI Win:	220	WON-LOST	WINNING	LAST 12	STRENGTH OF	OPP. STRENGTH	TEAM	ADJ.	CONF.	ADJ CONF.
Average RPI Loss:	125	RECORD	PCT. RANK	GAMES	SCHEDULE	OF SCHEDULE	RPI	RPI	RPI	RPI
DIV. I ONLY	13- 8	103	7- 5	197	176	127	127	19	19	
DIV. I NON-CONF.	8- 6	130	2- 3	112	178	86	86	15	15	
TOTALS	RPI 1-25	RPI 26-50	W-L RECORDS	RPI 51-100	RPI 101-150	RPI 150+				
13- 8	0- 0	0- 0	OVERALL	1- 4	1- 1	11- 3				
8- 1	0- 0	0- 0	HOME	1- 0	1- 0	6- 1				
5- 5	0- 0	0- 0	AWAY	0- 3	0- 0	5- 2				
0- 2	0- 0	0- 0	NEUTRAL	0- 1	0- 1	0- 0				
8- 6	0- 0	0- 0	NON-CONFERENCE	1- 4	1- 1	6- 1				
6- 0	0- 0	0- 0	HOME	1- 0	1- 0	4- 0				
2- 4	0- 0	0- 0	AWAY	0- 3	0- 0	2- 1				
0- 2	0- 0	0- 0	NEUTRAL	0- 1	0- 1	0- 0				
5- 2	0- 0	0- 0	CONFERENCE	0- 0	0- 0	5- 2				
2- 1	0- 0	0- 0	HOME	0- 0	0- 0	2- 1				
3- 1	0- 0	0- 0	AWAY	0- 0	0- 0	3- 1				
0- 0	0- 0	0- 0	NEUTRAL	0- 0	0- 0	0- 0				

D
e
n
v
e
r

RPI 1-25			RPI 26-50			RPI 51-100			RPI 101+ Team's RPI: 127		
RPI	S	Opponent	Score	RPI	S	Opponent	Score	RPI	S	Opponent	Score
						56 A Vanderbilt	56 77	123 H Oregon			89 65
						73 A UTEP	49 80	143 N Portland St.			66 70
						89 A Colorado	36 71	154 A Northern Colo.			66 57
						91 N UC Davis	51 60	156 H UALR			51 53
						100 H Minnesota	72 63	164 A North Texas			50 44
								168 A South Ala.			51 57
								193 H Montana			53 52
								212 H Colorado St.			64 61
								223 A Hawaii			64 78
								232 H Western Ky.			69 62
								235 A Arkansas St.			58 49
								253 A La.-Monroe			52 49
								259 H Loyola Marymount			71 55
								295 H Wyoming			74 49
								302 A Air Force			54 52
								338 H Troy			73 51
LAST 12 Division I GAMES:											
164 A North Texas			50 44	338 H Troy			73 51				
253 A La.-Monroe			52 49	143 N Portland St.			66 70				
232 H Western Ky.			69 62	223 A Hawaii			64 78				
168 A South Ala.			51 57	91 N UC Davis			51 60				
235 A Arkansas St.			58 49	100 H Minnesota			72 63				
156 H UALR			51 53	123 H Oregon			89 65				

Non-Div I Games:

Denver

Detroit

Average RPI Win: 232				Through Games Of Sunday, January 22, 2012					
Average RPI Loss: 102	WON-LOST RECORD	WINNING PCT. RANK	LAST 12 GAMES	STRENGTH OF SCHEDULE	OPP. STRENGTH OF SCHEDULE	TEAM RPI	ADJ. RPI	CONF. RPI	ADJ CONF. RPI
DIV. I ONLY	9- 10	183	8- 4	110	150	161	161	13	13
DIV. I NON-CONF.	4- 8	238	3- 2	100	122	154	154	18	18
TOTALS	RPI 1-25	RPI 26-50	W-L RECORDS	RPI 51-100	RPI 101-150	RPI 150+			
9- 10	0- 2	0- 0	OVERALL	1- 4	0- 2	8- 2			
6- 3	0- 2	0- 0	HOME	1- 1	0- 0	5- 0			
3- 4	0- 0	0- 0	AWAY	0- 1	0- 1	3- 2			
0- 3	0- 0	0- 0	NEUTRAL	0- 2	0- 1	0- 0			
4- 8	0- 1	0- 0	NON-CONFERENCE	1- 4	0- 2	3- 1			
2- 2	0- 1	0- 0	HOME	1- 1	0- 0	1- 0			
2- 3	0- 0	0- 0	AWAY	0- 1	0- 1	2- 1			
0- 3	0- 0	0- 0	NEUTRAL	0- 2	0- 1	0- 0			
5- 2	0- 1	0- 0	CONFERENCE	0- 0	0- 0	5- 1			
4- 1	0- 1	0- 0	HOME	0- 0	0- 0	4- 0			
1- 1	0- 0	0- 0	AWAY	0- 0	0- 0	1- 1			
0- 0	0- 0	0- 0	NEUTRAL	0- 0	0- 0	0- 0			

RPI 1-25				RPI 26-50				RPI 51-100				RPI 101+ Team's RPI: 161			
RPI	S	Opponent	Score	RPI	S	Opponent	Score	RPI	S	Opponent	Score	RPI	S	Opponent	Score
16	H	Michigan	51 61					68	N	Drexel	56 61	117	N	Utah	55 64
17	H	Green Bay	59 68					79	H	Bowling Green	49 57	150	A	Indiana St.	62 64
								81	N	Howard	58 60	155	A	Ill.-Chicago	59 66
								83	A	Michigan St.	41 64	165	H	Wright St.	75 64
								92	H	Eastern Mich.	70 69	217	A	Loyola Chicago	76 66
												228	H	Milwaukee	71 48
												236	H	Butler	72 60
												249	A	UTSA	55 59
												263	A	Ball St.	87 68
												286	H	IPFW	90 60
												299	H	Valparaiso	68 52
												306	A	Western Mich.	73 64
LAST 12 Division I GAMES:															
165	H	Wright St.	75 64	236	H	Butler	72 60								
17	H	Green Bay	59 68	306	A	Western Mich.	73 64								
228	H	Milwaukee	71 48	92	H	Eastern Mich.	70 69								
217	A	Loyola Chicago	76 66	286	H	IPFW	90 60								
155	A	Ill.-Chicago	59 66	16	H	Michigan	51 61								
299	H	Valparaiso	68 52	83	A	Michigan St.	41 64								

Non-Div I Games:

Detroit

Loss, Non-Conf, S Site, H Home A Away N Neutral

Drake

Average RPI Win: **214**
Average RPI Loss: **82**

WON-LOST
RECORD

WINNING
PCT. RANK

LAST 12
GAMES

Through Games Of Sunday, January 22, 2012

STRENGTH OF
SCHEDULE

OPP. STRENGTH
OF SCHEDULE

TEAM
RPI

ADJ.
RPI

CONF.
RPI

ADJ CONF.
RPI

DIV. I ONLY	10- 8	130	8- 4	193	79	136	136	10	10
DIV. I NON-CONF.	6- 5	141	4- 1	212	57	137	137	10	10
TOTALS	RPI 1-25	RPI 26-50	W-L RECORDS	RPI 51-100	RPI 101-150	RPI 150+			
10- 8	0- 0	0- 2	OVERALL	1- 4	2- 1	7- 1			
6- 1	0- 0	0- 0	HOME	0- 1	0- 0	6- 0			
4- 5	0- 0	0- 0	AWAY	1- 3	2- 1	1- 1			
0- 2	0- 0	0- 2	NEUTRAL	0- 0	0- 0	0- 0			
6- 5	0- 0	0- 2	NON-CONFERENCE	0- 2	1- 0	5- 1			
4- 1	0- 0	0- 0	HOME	0- 1	0- 0	4- 0			
2- 2	0- 0	0- 0	AWAY	0- 1	1- 0	1- 1			
0- 2	0- 0	0- 2	NEUTRAL	0- 0	0- 0	0- 0			
4- 3	0- 0	0- 0	CONFERENCE	1- 2	1- 1	2- 0			
2- 0	0- 0	0- 0	HOME	0- 0	0- 0	2- 0			
2- 3	0- 0	0- 0	AWAY	1- 2	1- 1	0- 0			
0- 0	0- 0	0- 0	NEUTRAL	0- 0	0- 0	0- 0			

RPI S	Opponent	Score	RPI S	Opponent	Score	RPI S	Opponent	Score	RPI S	Opponent	Score	Team's RPI: 136
46 N	Hofstra	60 70	46 N	Hofstra	60 70	67 A	Iowa	46 71	122 A	Illinois St.	67 71	
48 N	Marist	47 50	69 A	Missouri St.	46 78	126 A	Wisconsin	65 54	150 A	Indiana St.	67 59	
			74 A	Wichita St.	41 63	155 A	Ill.-Chicago	48 61	217 H	Loyola Chicago	65 50	
			76 H	Iowa St.	64 71	228 H	Milwaukee	63 51	230 H	North Dakota St.	57 49	
			99 A	Creighton	47 44	254 H	North Dakota	74 60	261 A	Saint Louis	62 60	
						285 H	Southern Ill.	73 59	287 H	Evansville	67 53	
LAST 12 Division I GAMES:												
150 A	Indiana St.	67 59	99 A	Creighton	47 44	217 H	Loyola Chicago	65 50				
122 A	Illinois St.	67 71	67 A	Iowa	46 71	261 A	Saint Louis	62 60				
287 H	Evansville	67 53	126 A	Wisconsin	65 54	230 H	North Dakota St.	57 49				
285 H	Southern Ill.	73 59	74 A	Wichita St.	41 63							

Non-Div I Games:

Drake

Loss, Non-Conf, S Site, H Home A Away N Neutral

Average RPI Win:	131	WON-LOST	WINNING	LAST 12	STRENGTH OF	OPP. STRENGTH	TEAM	ADJ.	CONF.	ADJ CONF.
Average RPI Loss:	75	RECORD	PCT. RANK	GAMES	SCHEDULE	OF SCHEDULE	RPI	RPI	RPI	RPI
DIV. I ONLY	9- 8	151	6- 6	42	32	68	68	7	7	
DIV. I NON-CONF.	4- 6	212	1- 4	72	32	82	82	7	7	
TOTALS	RPI 1-25	RPI 26-50	W-L RECORDS	RPI 51-100	RPI 101-150	RPI 150+				
9- 8	0- 2	2- 2	OVERALL	1- 1	2- 2	4- 1				
4- 3	0- 1	1- 1	HOME	0- 0	1- 1	2- 0				
4- 5	0- 1	1- 1	AWAY	1- 1	1- 1	1- 1				
1- 0	0- 0	0- 0	NEUTRAL	0- 0	0- 0	1- 0				
4- 6	0- 1	0- 1	NON-CONFERENCE	0- 1	2- 2	2- 1				
1- 3	0- 1	0- 1	HOME	0- 0	1- 1	0- 0				
2- 3	0- 0	0- 0	AWAY	0- 1	1- 1	1- 1				
1- 0	0- 0	0- 0	NEUTRAL	0- 0	0- 0	1- 0				
5- 2	0- 1	2- 1	CONFERENCE	1- 0	0- 0	2- 0				
3- 0	0- 0	1- 0	HOME	0- 0	0- 0	2- 0				
2- 2	0- 1	1- 1	AWAY	1- 0	0- 0	0- 0				
0- 0	0- 0	0- 0	NEUTRAL	0- 0	0- 0	0- 0				

RPI 1-25				RPI 26-50				RPI 51-100 Team's RPI: 68				RPI 101+			
RPI	S	Opponent	Score	RPI	S	Opponent	Score	RPI	S	Opponent	Score	RPI	S	Opponent	Score
8	A	Delaware	49 60	28	A	James Madison	60 43	57	A	Saint Joseph's	50 59	110	H	LIU Brooklyn	52 60
24	H	Princeton	51 63	41	H	South Carolina	58 62	82	A	UNC Wilmington	58 43	129	H	La Salle	72 59
				45	H	Towson	66 38					142	A	Seton Hall	64 77
				46	A	Hofstra	65 76					145	A	Pittsburgh	71 50
												161	N	Detroit	61 56
												170	A	Penn	65 67
												184	A	Akron	67 60
												197	H	Northeastern	66 39
												207	H	Georgia St.	65 38
LAST 12 Division I GAMES:															
8	A	Delaware	49 60	24	H	Princeton	51 63								
197	H	Northeastern	66 39	41	H	South Carolina	58 62								
207	H	Georgia St.	65 38	170	A	Penn	65 67								
28	A	James Madison	60 43	129	H	La Salle	72 59								
45	H	Towson	66 38	142	A	Seton Hall	64 77								
46	A	Hofstra	65 76	82	A	UNC Wilmington	58 43								

Non-Div I Games:

Drexel

■ Loss,
 ■ Non-Conf,
 ■ S Site,
 ■ H Home
 ■ A Away
 N Neutral

Average RPI Win:	189	WON-LOST	WINNING	LAST 12	STRENGTH OF	OPP. STRENGTH	TEAM	ADJ.	CONF.	ADJ CONF.
Average RPI Loss:	78	RECORD	PCT. RANK	GAMES	SCHEDULE	OF SCHEDULE	RPI	RPI	RPI	RPI
DIV. I ONLY	14- 5	50	8- 4	139	85	55	55	8	8	
DIV. I NON-CONF.	12- 3	44	6- 2	146	117	55	55	8	8	
TOTALS	RPI 1-25	RPI 26-50	W-L RECORDS	RPI 51-100	RPI 101-150	RPI 150+				
14- 5	0- 0	0- 4	OVERALL	2- 0	2- 0	10- 1				
10- 0	0- 0	0- 0	HOME	2- 0	1- 0	7- 0				
3- 5	0- 0	0- 4	AWAY	0- 0	1- 0	2- 1				
1- 0	0- 0	0- 0	NEUTRAL	0- 0	0- 0	1- 0				
12- 3	0- 0	0- 2	NON-CONFERENCE	2- 0	2- 0	8- 1				
8- 0	0- 0	0- 0	HOME	2- 0	1- 0	5- 0				
3- 3	0- 0	0- 2	AWAY	0- 0	1- 0	2- 1				
1- 0	0- 0	0- 0	NEUTRAL	0- 0	0- 0	1- 0				
2- 2	0- 0	0- 2	CONFERENCE	0- 0	0- 0	2- 0				
2- 0	0- 0	0- 0	HOME	0- 0	0- 0	2- 0				
0- 2	0- 0	0- 2	AWAY	0- 0	0- 0	0- 0				
0- 0	0- 0	0- 0	NEUTRAL	0- 0	0- 0	0- 0				

RPI S	Opponent	Score	RPI S	Opponent	Score	RPI S	Opponent	Score	RPI S	Opponent	Score
26	A St. Bonaventure	53 61	28	A James Madison	49 56	32	A Florida	49 62	50	A Temple	64 67
219	H George Washington	76 50	145	A Pittsburgh	70 57	50	A Temple	64 67	32	A Florida	49 62
194	H Xavier	68 49	318	N Maine	76 38	26	A St. Bonaventure	53 61	61	H West Virginia	61 55
26	A St. Bonaventure	53 61	61	H West Virginia	61 55	28	A James Madison	49 56	184	H Akron	77 70
28	A James Madison	49 56	184	H Akron	77 70	180	H Robert Morris	66 63	294	H Morehead St.	86 53
180	H Robert Morris	66 63	294	H Morehead St.	86 53						

LAST 12 Division I GAMES:

219	H George Washington	76	50	145	A Pittsburgh	70	57
50	A Temple	64	67	32	A Florida	49	62
194	H Xavier	68	49	318	N Maine	76	38
26	A St. Bonaventure	53	61	61	H West Virginia	61	55
28	A James Madison	49	56	184	H Akron	77	70
180	H Robert Morris	66	63	294	H Morehead St.	86	53

Non-Div I Games:

Duquesne

■ Loss,
 ■ Non-Conf,
 S Site,
 ■ Home
 ■ Away
 N Neutral

East Carolina

Through Games Of Sunday, January 22, 2012

Average RPI Win:	246	WON-LOST	WINNING	LAST 12	STRENGTH OF	OPP. STRENGTH	TEAM	ADJ.	CONF.	ADJ CONF.
Average RPI Loss:	123	RECORD	PCT. RANK	GAMES	SCHEDULE	OF SCHEDULE	RPI	RPI	RPI	RPI
DIV. I ONLY	4- 12	296	2- 10	64	215	233	233	11	11	
DIV. I NON-CONF.	4- 7	228	2- 5	133	215	277	277	16	16	
TOTALS	RPI 1-25	RPI 26-50	W-L RECORDS	RPI 51-100	RPI 101-150	RPI 150+				
4- 12	0- 1	0- 0	OVERALL	0- 5	0- 2	4- 4				
3- 3	0- 0	0- 0	HOME	0- 2	0- 1	3- 0				
0- 6	0- 0	0- 0	AWAY	0- 3	0- 0	0- 3				
1- 3	0- 1	0- 0	NEUTRAL	0- 0	0- 1	1- 1				
4- 7	0- 1	0- 0	NON-CONFERENCE	0- 3	0- 1	4- 2				
3- 1	0- 0	0- 0	HOME	0- 1	0- 0	3- 0				
0- 3	0- 0	0- 0	AWAY	0- 2	0- 0	0- 1				
1- 3	0- 1	0- 0	NEUTRAL	0- 0	0- 1	1- 1				
0- 5	0- 0	0- 0	CONFERENCE	0- 2	0- 1	0- 2				
0- 2	0- 0	0- 0	HOME	0- 1	0- 1	0- 0				
0- 3	0- 0	0- 0	AWAY	0- 1	0- 0	0- 2				
0- 0	0- 0	0- 0	NEUTRAL	0- 0	0- 0	0- 0				

RPI 1-25				RPI 26-50				RPI 51-100				RPI 101+ Team's RPI: 233			
RPI	S	Opponent	Score	RPI	S	Opponent	Score	RPI	S	Opponent	Score	RPI	S	Opponent	Score
8	N	Delaware	40 60					65	A	Hampton	48 76	101	H	UAB	39 44
								73	H	UTEP	56 66	118	N	North Carolina	61 65
								82	A	UNC Wilmington	53 64	163	A	SMU	44 68
								93	A	Memphis	59 62	178	H	Monmouth	75 52
								96	H	VCU	49 62	181	A	UCF	53 59
												204	H	Elon	60 46
												234	A	Col. of Charleston	43 58
												258	N	Lafayette	57 64
												266	N	Jacksonville	70 64
												334	H	Delaware St.	54 47
LAST 12 Division I GAMES:															
163	A	SMU	44 68	258	N	Lafayette	57 64								
73	H	UTEP	56 66	8	N	Delaware	40 60								
93	A	Memphis	59 62	118	N	North Carolina	61 65								
101	H	UAB	39 44	266	N	Jacksonville	70 64								
181	A	UCF	53 59	96	H	VCU	49 62								
65	A	Hampton	48 76	178	H	Monmouth	75 52								

Non-Div I Games: St. Andrews 109 30 Virginia Intermont 82 33

East Carolina

Loss, Non-Conf, S Site, H Home A Away N Neutral

Average RPI Win:	303	WON-LOST	WINNING	LAST 12	STRENGTH OF	OPP. STRENGTH	TEAM	ADJ.	CONF.	ADJ CONF.
Average RPI Loss:	146	RECORD	PCT. RANK	GAMES	SCHEDULE	OF SCHEDULE	RPI	RPI	RPI	RPI
DIV. I ONLY	5- 14	288	5- 7	123	320	278	278	30	30	
DIV. I NON-CONF.	1- 9	322	1- 3	22	259	195	195	27	27	
TOTALS	RPI 1-25	RPI 26-50	W-L RECORDS	RPI 51-100	RPI 101-150	RPI 150+				
5- 14	0- 0	0- 2	OVERALL	0- 3	0- 4	5- 5				
5- 4	0- 0	0- 1	HOME	0- 1	0- 0	5- 2				
0- 8	0- 0	0- 1	AWAY	0- 1	0- 3	0- 2				
0- 2	0- 0	0- 0	NEUTRAL	0- 0	0- 1	0- 1				
1- 9	0- 0	0- 2	NON-CONFERENCE	0- 2	0- 3	1- 2				
1- 3	0- 0	0- 1	HOME	0- 1	0- 0	1- 1				
0- 4	0- 0	0- 1	AWAY	0- 1	0- 2	0- 0				
0- 2	0- 0	0- 0	NEUTRAL	0- 0	0- 1	0- 1				
4- 5	0- 0	0- 0	CONFERENCE	0- 1	0- 1	4- 3				
4- 1	0- 0	0- 0	HOME	0- 0	0- 0	4- 1				
0- 4	0- 0	0- 0	AWAY	0- 1	0- 1	0- 2				
0- 0	0- 0	0- 0	NEUTRAL	0- 0	0- 0	0- 0				

RPI 1-25				RPI 26-50				RPI 51-100				RPI 101+				Team's RPI: 278
RPI	S	Opponent	Score	RPI	S	Opponent	Score	RPI	S	Opponent	Score	RPI	S	Opponent	Score	
				36	A	Richmond	39 66	59	H	Chattanooga	80 88	101	N	UAB	47 59	
				47	H	Middle Tenn.	63 78	66	A	Fla. Gulf Coast	60 88	105	A	Appalachian St.	65 89	
								69	A	Missouri St.	70 81	115	A	Stetson	60 68	
												118	A	North Carolina	77 93	
												199	N	Manhattan	53 86	
												264	H	Kennesaw St.	77 61	
												266	A	Jacksonville	44 70	
												275	A	North Florida	67 70	
												288	H	Belmont	75 88	
												294	H	Morehead St.	68 57	
												301	H	S.C. Upstate	67 64	
												304	H	Tennessee Tech	76 87	
												321	H	Mercer	72 46	
												336	H	Lipscomb	89 52	
LAST 12 Division I GAMES:																
				336	H	Lipscomb	89 52	301	H	S.C. Upstate	67 64					
				288	H	Belmont	75 88	59	H	Chattanooga	80 88					
				266	A	Jacksonville	44 70	294	H	Morehead St.	68 57					
				275	A	North Florida	67 70	118	A	North Carolina	77 93					
				264	H	Kennesaw St.	77 61	69	A	Missouri St.	70 81					
				321	H	Mercer	72 46	66	A	Fla. Gulf Coast	60 88					

Non-Div I Games:

East Tenn. St.

Eastern Ill.

Through Games Of Sunday, January 22, 2012

Average RPI Win:	226	WON-LOST	WINNING	LAST 12	STRENGTH OF	OPP. STRENGTH	TEAM	ADJ.	CONF.	ADJ CONF.
Average RPI Loss:	205	RECORD	PCT. RANK	GAMES	SCHEDULE	OF SCHEDULE	RPI	RPI	RPI	RPI
DIV. I ONLY	13- 4	39	9- 3	310	224	114	114	31	31	
DIV. I NON-CONF.	8- 4	89	4- 3	299	175	92	92	30	30	
TOTALS	RPI 1-25	RPI 26-50	W-L RECORDS	RPI 51-100	RPI 101-150	RPI 150+				
13- 4	0- 0	0- 0	OVERALL	0- 1	4- 0	9- 3				
7- 0	0- 0	0- 0	HOME	0- 0	3- 0	4- 0				
6- 4	0- 0	0- 0	AWAY	0- 1	1- 0	5- 3				
0- 0	0- 0	0- 0	NEUTRAL	0- 0	0- 0	0- 0				
8- 4	0- 0	0- 0	NON-CONFERENCE	0- 1	3- 0	5- 3				
4- 0	0- 0	0- 0	HOME	0- 0	2- 0	2- 0				
4- 4	0- 0	0- 0	AWAY	0- 1	1- 0	3- 3				
0- 0	0- 0	0- 0	NEUTRAL	0- 0	0- 0	0- 0				
5- 0	0- 0	0- 0	CONFERENCE	0- 0	1- 0	4- 0				
3- 0	0- 0	0- 0	HOME	0- 0	1- 0	2- 0				
2- 0	0- 0	0- 0	AWAY	0- 0	0- 0	2- 0				
0- 0	0- 0	0- 0	NEUTRAL	0- 0	0- 0	0- 0				

RPI 1-25			RPI 26-50			RPI 51-100			RPI 101+			Team's RPI: 114
RPI	S	Opponent	Score	RPI	S	Opponent	Score	RPI	S	Opponent	Score	
						75	A Missouri	54	56	122	H Illinois St.	83 69
										132	H UT Martin	70 63
										147	A Bradley	59 58
										150	H Indiana St.	75 60
										155	A Ill.-Chicago	50 66
										194	A Xavier	60 54
										200	A SIU Edwardsville	73 70
										241	H Northern Ill.	72 62
										271	H Western Ill.	88 55
										277	H Austin Peay	80 46
										280	A IUPUI	64 49
										289	A San Jose St.	93 71
										291	A Sacramento St.	85 89
										299	A Valparaiso	50 53
										311	H Murray St.	76 51
										328	A Southeast Mo. St.	73 46
LAST 12 Division I GAMES:												
						277	H Austin Peay	80 46				
						132	H UT Martin	70 63				
						328	A Southeast Mo. St.	73 46				
						200	A SIU Edwardsville	73 70				
						194	A Xavier	60 54				
						311	H Murray St.	76 51				
						241	H Northern Ill.	72 62				
						155	A Ill.-Chicago	50 66				
						299	A Valparaiso	50 53				
						280	A IUPUI	64 49				
						150	H Indiana St.	75 60				
						75	A Missouri	54 56				

Non-Div I Games: Oakland City 93 32

Eastern Ill.

Loss, Non-Conf, S Site, H Home A Away N Neutral

Eastern Ky.

Average RPI Win: **305**
 Average RPI Loss: **179**

WON-LOST
 RECORD

WINNING
 PCT. RANK

LAST 12
 GAMES

Through Games Of Sunday, January 22, 2012

STRENGTH OF
 SCHEDULE

OPP. STRENGTH
 OF SCHEDULE

TEAM
 RPI

ADJ.
 RPI

CONF.
 RPI

ADJ CONF.
 RPI

DIV. I ONLY	8- 9	191	7- 5	335	295	273	273	31	31
DIV. I NON-CONF.	3- 6	238	2- 2	284	235	225	225	30	30
TOTALS	RPI 1-25	RPI 26-50	W-L RECORDS	RPI 51-100	RPI 101-150	RPI 150+			
8- 9	0- 1	0- 0	OVERALL	0- 1	0- 2	8- 5			
3- 3	0- 1	0- 0	HOME	0- 0	0- 1	3- 1			
4- 4	0- 0	0- 0	AWAY	0- 1	0- 0	4- 3			
1- 2	0- 0	0- 0	NEUTRAL	0- 0	0- 1	1- 1			
3- 6	0- 1	0- 0	NON-CONFERENCE	0- 1	0- 1	3- 3			
1- 1	0- 1	0- 0	HOME	0- 0	0- 0	1- 0			
1- 3	0- 0	0- 0	AWAY	0- 1	0- 0	1- 2			
1- 2	0- 0	0- 0	NEUTRAL	0- 0	0- 1	1- 1			
5- 3	0- 0	0- 0	CONFERENCE	0- 0	0- 1	5- 2			
2- 2	0- 0	0- 0	HOME	0- 0	0- 1	2- 1			
3- 1	0- 0	0- 0	AWAY	0- 0	0- 0	3- 1			
0- 0	0- 0	0- 0	NEUTRAL	0- 0	0- 0	0- 0			

RPI	S	Opponent	Score
18	H	Louisville	53 77

RPI	S	Opponent	Score
-----	---	----------	-------

RPI	S	Opponent	Score
84	A	Miami (OH)	55 60

RPI	S	Opponent	Score	Team's RPI: 273
105	N	Appalachian St.	62 64	
132	H	UT Martin	61 84	
194	A	Xavier	61 66	
220	N	Campbell	52 64	
267	H	Tennessee St.	79 59	
277	A	Austin Peay	61 59	
277	H	Austin Peay	63 66	
287	A	Evansville	56 63	
288	H	Belmont	60 46	
294	A	Morehead St.	58 68	
306	A	Western Mich.	71 60	
311	A	Murray St.	62 61	
328	H	Southeast Mo. St.	52 37	
329	N	Chicago St.	67 56	
337	A	Jacksonville St.	80 76	

LAST 12 Division I GAMES:

132	H	UT Martin	61 84	267	H	Tennessee St.	79 59
277	A	Austin Peay	61 59	337	A	Jacksonville St.	80 76
294	A	Morehead St.	58 68	84	A	Miami (OH)	55 60
311	A	Murray St.	62 61	288	H	Belmont	60 46
328	H	Southeast Mo. St.	52 37	329	N	Chicago St.	67 56
277	H	Austin Peay	63 66	287	A	Evansville	56 63

Non-Div I Games: Ky. Christian 97 61

Eastern Ky.

Loss, Non-Conf, S Site, H Home A Away N Neutral

Average RPI Win:	207	WON-LOST	WINNING	LAST 12	STRENGTH OF	OPP. STRENGTH	TEAM	ADJ.	CONF.	ADJ CONF.
Average RPI Loss:	126	RECORD	PCT. RANK	GAMES	SCHEDULE	OF SCHEDULE	RPI	RPI	RPI	RPI
DIV. I ONLY	11- 7	104	7- 5	136	195	92	92	12	12	
DIV. I NON-CONF.	7- 5	123	3- 3	124	180	78	78	13	13	
TOTALS	RPI 1-25	RPI 26-50	W-L RECORDS	RPI 51-100	RPI 101-150	RPI 150+				
11- 7	1- 1	0- 0	OVERALL	0- 2	2- 1	8- 3				
5- 1	1- 0	0- 0	HOME	0- 0	1- 1	3- 0				
5- 6	0- 1	0- 0	AWAY	0- 2	1- 0	4- 3				
1- 0	0- 0	0- 0	NEUTRAL	0- 0	0- 0	1- 0				
7- 5	1- 1	0- 0	NON-CONFERENCE	0- 1	0- 1	6- 2				
2- 1	1- 0	0- 0	HOME	0- 0	0- 1	1- 0				
4- 4	0- 1	0- 0	AWAY	0- 1	0- 0	4- 2				
1- 0	0- 0	0- 0	NEUTRAL	0- 0	0- 0	1- 0				
4- 2	0- 0	0- 0	CONFERENCE	0- 1	2- 0	2- 1				
3- 0	0- 0	0- 0	HOME	0- 0	1- 0	2- 0				
1- 2	0- 0	0- 0	AWAY	0- 1	1- 0	0- 1				
0- 0	0- 0	0- 0	NEUTRAL	0- 0	0- 0	0- 0				

RPI 1-25				RPI 26-50				RPI 51-100 Team's RPI: 92				RPI 101+			
RPI	S	Opponent	Score	RPI	S	Opponent	Score	RPI	S	Opponent	Score	RPI	S	Opponent	Score
16	H	Michigan	77 64					79	A	Bowling Green	54 70	113	A	Toledo	70 66
17	A	Green Bay	53 84					83	A	Michigan St.	59 60	121	H	UMKC	68 70
												144	H	Central Mich.	73 60
												160	A	Seattle	72 75
												161	A	Detroit	69 70
												197	A	Northeastern	83 53
												211	A	Canisius	65 53
												217	A	Loyola Chicago	63 55
												241	H	Northern Ill.	64 52
												261	N	Saint Louis	66 55
												263	A	Ball St.	51 54
												272	A	Cornell	54 52
												295	H	Wyoming	65 43
												306	H	Western Mich.	84 59
LAST 12 Division I GAMES:															
79	A	Bowling Green	54 70	295	H	Wyoming	65 43	160	A	Seattle	72 75	261	N	Saint Louis	66 55
144	H	Central Mich.	73 60	161	A	Detroit	69 70	16	H	Michigan	77 64	121	H	UMKC	68 70
306	H	Western Mich.	84 59												
113	A	Toledo	70 66												
241	H	Northern Ill.	64 52												
263	A	Ball St.	51 54												

Non-Div I Games: Marygrove 110 31

Eastern Mich.

Average RPI Win:	225	WON-LOST	WINNING	LAST 12	STRENGTH OF	OPP. STRENGTH	TEAM	ADJ.	CONF.	ADJ CONF.
Average RPI Loss:	108	RECORD	PCT. RANK	GAMES	SCHEDULE	OF SCHEDULE	RPI	RPI	RPI	RPI
DIV. I ONLY	9- 9	166	6- 5	103	167	146	146	16	16	
DIV. I NON-CONF.	4- 7	228	1- 3	36	111	90	90	14	14	
TOTALS	RPI 1-25	RPI 26-50	W-L RECORDS	RPI 51-100	RPI 101-150	RPI 150+				
9- 9	0- 0	0- 3	OVERALL	0- 2	3- 1	6- 3				
4- 5	0- 0	0- 1	HOME	0- 1	2- 0	2- 3				
4- 4	0- 0	0- 2	AWAY	0- 1	1- 1	3- 0				
1- 0	0- 0	0- 0	NEUTRAL	0- 0	0- 0	1- 0				
4- 7	0- 0	0- 3	NON-CONFERENCE	0- 2	1- 1	3- 1				
2- 3	0- 0	0- 1	HOME	0- 1	1- 0	1- 1				
1- 4	0- 0	0- 2	AWAY	0- 1	0- 1	1- 0				
1- 0	0- 0	0- 0	NEUTRAL	0- 0	0- 0	1- 0				
5- 2	0- 0	0- 0	CONFERENCE	0- 0	2- 0	3- 2				
2- 2	0- 0	0- 0	HOME	0- 0	1- 0	1- 2				
3- 0	0- 0	0- 0	AWAY	0- 0	1- 0	2- 0				
0- 0	0- 0	0- 0	NEUTRAL	0- 0	0- 0	0- 0				

RPI S	Opponent	Score	RPI S	Opponent	Score	RPI S	Opponent	Score	RPI S	Opponent	Score	Team's RPI: 146
34	A Gonzaga	69 75	64	A Arizona St.	43 74	103	H San Diego	68 57				
44	A BYU	58 77	72	H Oregon St.	60 74	120	A Pacific	60 69				
46	H Hofstra	69 90				137	H Montana St.	79 73				
						143	A Portland St.	75 67				
						154	H Northern Colo.	53 56				
						159	A Portland	76 60				
						193	H Montana	46 53				
						235	N Arkansas St.	72 51				
						244	H Boise St.	63 72				
						291	H Sacramento St.	78 62				
						297	A Northern Ariz.	74 56				
						324	H Idaho	76 61				
						332	A Weber St.	72 60				
LAST 12 Division I GAMES:												
143	A Portland St.	75 67	137	H Montana St.	79 73							
154	H Northern Colo.	53 56	324	H Idaho	76 61							
291	H Sacramento St.	78 62	120	A Pacific	60 69							
297	A Northern Ariz.	74 56	244	H Boise St.	63 72							
332	A Weber St.	72 60	34	A Gonzaga	69 75							
193	H Montana	46 53	235	N Arkansas St.	72 51							

Non-Div I Games: Eastern Ore. 68 55 Corban 89 54

Eastern Wash.

■ Loss,
 ■ Non-Conf,
 ■ S Site,
 ■ Home
 ■ A Away
 N Neutral

Average RPI Win:	253	WON-LOST	WINNING	LAST 12	STRENGTH OF	OPP. STRENGTH	TEAM	ADJ.	CONF.	ADJ CONF.
Average RPI Loss:	138	RECORD	PCT. RANK	GAMES	SCHEDULE	OF SCHEDULE	RPI	RPI	RPI	RPI
DIV. I ONLY	7- 9	209	7- 5	196	255	204	204	18	18	
DIV. I NON-CONF.	2- 5	265	2- 2	292	191	251	251	22	22	
TOTALS	RPI 1-25	RPI 26-50	W-L RECORDS	RPI 51-100	RPI 101-150	RPI 150+				
7- 9	0- 0	0- 0	OVERALL	0- 3	1- 2	6- 4				
4- 2	0- 0	0- 0	HOME	0- 1	1- 1	3- 0				
2- 5	0- 0	0- 0	AWAY	0- 2	0- 1	2- 2				
1- 2	0- 0	0- 0	NEUTRAL	0- 0	0- 0	1- 2				
2- 5	0- 0	0- 0	NON-CONFERENCE	0- 2	0- 0	2- 3				
1- 0	0- 0	0- 0	HOME	0- 0	0- 0	1- 0				
0- 3	0- 0	0- 0	AWAY	0- 2	0- 0	0- 1				
1- 2	0- 0	0- 0	NEUTRAL	0- 0	0- 0	1- 2				
5- 4	0- 0	0- 0	CONFERENCE	0- 1	1- 2	4- 1				
3- 2	0- 0	0- 0	HOME	0- 1	1- 1	2- 0				
2- 2	0- 0	0- 0	AWAY	0- 0	0- 1	2- 1				
0- 0	0- 0	0- 0	NEUTRAL	0- 0	0- 0	0- 0				

RPI 1-25				RPI 26-50				RPI 51-100				RPI 101+				Team's RPI: 204	
RPI	S	Opponent	Score	RPI	S	Opponent	Score	RPI	S	Opponent	Score	RPI	S	Opponent	Score		
								59	H	Chattanooga	46	59	105	H	Appalachian St.	58	72
								61	A	West Virginia	36	84	133	H	Samford	69	44
								94	A	Charlotte	58	89	135	A	Davidson	66	75
												171	A	Furman	60	75	
												180	N	Robert Morris	65	69	
												205	N	Massachusetts	56	76	
												220	H	Campbell	89	88	
												233	A	East Carolina	46	60	
												234	H	Col. of Charleston	51	46	
												256	H	Ga. Southern	61	60	
												283	A	Western Caro.	51	45	
												307	A	Wofford	74	68	
												335	N	Wagner	60	57	
LAST 12 Division I GAMES:																	
283	A	Western Caro.	51	45	335	N	Wagner	60	57								
234	H	Col. of Charleston	51	46	205	N	Massachusetts	56	76								
256	H	Ga. Southern	61	60	307	A	Wofford	74	68								
105	H	Appalachian St.	58	72	171	A	Furman	60	75								
135	A	Davidson	66	75	220	H	Campbell	89	88								
61	A	West Virginia	36	84	133	H	Samford	69	44								

Non-Div I Games: Virginia Intermont 105 53 Virginia Union 70 46

Elon

■ Loss,
 ■ Non-Conf,
 ■ S Site,
 ■ H Home
 ■ A Away
 N Neutral

Average RPI Win: 267	WON-LOST	WINNING	LAST 12	STRENGTH OF	OPP. STRENGTH	TEAM	ADJ.	CONF.	ADJ CONF.
Average RPI Loss: 143	RECORD	PCT. RANK	GAMES	SCHEDULE	OF SCHEDULE	RPI	RPI	RPI	RPI
DIV. I ONLY	4- 15	306	2- 10	135	258	287	287	10	10
DIV. I NON-CONF.	3- 8	268	1- 3	230	333	317	317	10	10
TOTALS	RPI 1-25	RPI 26-50	W-L RECORDS	RPI 51-100	RPI 101-150	RPI 150+			
4- 15	0- 0	0- 0	OVERALL	0- 5	1- 6	3- 4			
3- 5	0- 0	0- 0	HOME	0- 2	1- 1	2- 2			
0- 9	0- 0	0- 0	AWAY	0- 3	0- 5	0- 1			
1- 1	0- 0	0- 0	NEUTRAL	0- 0	0- 0	1- 1			
3- 8	0- 0	0- 0	NON-CONFERENCE	0- 2	0- 2	3- 4			
2- 2	0- 0	0- 0	HOME	0- 0	0- 0	2- 2			
0- 5	0- 0	0- 0	AWAY	0- 2	0- 2	0- 1			
1- 1	0- 0	0- 0	NEUTRAL	0- 0	0- 0	1- 1			
1- 7	0- 0	0- 0	CONFERENCE	0- 3	1- 4	0- 0			
1- 3	0- 0	0- 0	HOME	0- 2	1- 1	0- 0			
0- 4	0- 0	0- 0	AWAY	0- 1	0- 3	0- 0			
0- 0	0- 0	0- 0	NEUTRAL	0- 0	0- 0	0- 0			

RPI S	Opponent	Score	RPI S	Opponent	Score	RPI S	Opponent	Score	RPI S	Opponent	Score	Team's RPI: 287
						69	H Missouri St.	49 74	109	A Cincinnati	34 64	
						74	H Wichita St.	51 57	122	A Illinois St.	49 62	
						75	A Missouri	51 74	132	A UT Martin	69 78	
						79	A Bowling Green	54 71	136	A Drake	53 67	
						99	A Creighton	33 65	140	H UNI	51 61	
									147	H Bradley	71 59	
									150	A Indiana St.	54 73	
									187	H Marshall	48 60	
									196	N Brown	47 55	
									263	H Ball St.	50 55	
									273	H Eastern Ky.	63 56	
									311	A Murray St.	61 76	
									311	H Murray St.	78 48	
									338	N Troy	59 49	
LAST 12 Division I GAMES:												
			69	H Missouri St.	49 74		122	A Illinois St.	49 62			
			74	H Wichita St.	51 57		150	A Indiana St.	54 73			
			136	A Drake	53 67		75	A Missouri	51 74			
			99	A Creighton	33 65		132	A UT Martin	69 78			
			147	H Bradley	71 59		311	H Murray St.	78 48			
			140	H UNI	51 61		187	H Marshall	48 60			

Non-Div I Games:

Evansville

Loss, Non-Conf, S Site, H Home A Away N Neutral

Average RPI Win:	229	WON-LOST	WINNING	LAST 12	STRENGTH OF	OPP. STRENGTH	TEAM	ADJ.	CONF.	ADJ CONF.
Average RPI Loss:	118	RECORD	PCT. RANK	GAMES	SCHEDULE	OF SCHEDULE	RPI	RPI	RPI	RPI
DIV. I ONLY	12- 7	97	8- 4	207	192	157	157	19	19	
DIV. I NON-CONF.	9- 3	61	5- 0	229	232	165	165	15	15	
TOTALS	RPI 1-25	RPI 26-50	W-L RECORDS	RPI 51-100	RPI 101-150	RPI 150+				
12- 7	0- 1	0- 2	OVERALL	0- 1	3- 0	9- 3				
7- 4	0- 1	0- 1	HOME	0- 1	3- 0	4- 1				
3- 3	0- 0	0- 1	AWAY	0- 0	0- 0	3- 2				
2- 0	0- 0	0- 0	NEUTRAL	0- 0	0- 0	2- 0				
9- 3	0- 1	0- 0	NON-CONFERENCE	0- 1	3- 0	6- 1				
6- 2	0- 1	0- 0	HOME	0- 1	3- 0	3- 0				
1- 1	0- 0	0- 0	AWAY	0- 0	0- 0	1- 1				
2- 0	0- 0	0- 0	NEUTRAL	0- 0	0- 0	2- 0				
3- 4	0- 0	0- 2	CONFERENCE	0- 0	0- 0	3- 2				
1- 2	0- 0	0- 1	HOME	0- 0	0- 0	1- 1				
2- 2	0- 0	0- 1	AWAY	0- 0	0- 0	2- 1				
0- 0	0- 0	0- 0	NEUTRAL	0- 0	0- 0	0- 0				

RPI 1-25				RPI 26-50				RPI 51-100				RPI 101+ Team's RPI: 157			
RPI	S	Opponent	Score	RPI	S	Opponent	Score	RPI	S	Opponent	Score	RPI	S	Opponent	Score
6	H	Maryland	52 84	47	A	Middle Tenn.	53 58	66	H	Fla. Gulf Coast	72 80	103	H	Auburn	64 55
				47	H	Middle Tenn.	60 74					119	H	Albany (NY)	69 56
												148	H	Florida A&M	79 64
												168	A	South Ala.	50 48
												181	A	UCF	61 46
												182	H	Fla. Atlantic	49 50
												232	A	Western Ky.	48 65
												249	A	UTSA	54 61
												253	H	La.-Monroe	65 55
												255	H	Morgan St.	77 60
												266	H	Jacksonville	63 37
												279	A	La.-Lafayette	78 48
												303	H	CSU Bakersfield	82 59
												334	N	Delaware St.	73 57
												337	N	Jacksonville St.	79 52
LAST 12 Division I GAMES:															
182	H	Fla. Atlantic	49 50	103	H	Auburn	64 55								
168	A	South Ala.	50 48	119	H	Albany (NY)	69 56								
279	A	La.-Lafayette	78 48	47	A	Middle Tenn.	53 58								
47	H	Middle Tenn.	60 74	334	N	Delaware St.	73 57								
253	H	La.-Monroe	65 55	337	N	Jacksonville St.	79 52								
255	H	Morgan St.	77 60	232	A	Western Ky.	48 65								

Non-Div I Games: Lynn

68 30

FIU

■ Loss,
 ■ Non-Conf, S Site,
 ■ Home
 ■ Away
 N Neutral

Fairfield

Through Games Of Sunday, January 22, 2012

Average RPI Win:	249	WON-LOST	WINNING	LAST 12	STRENGTH OF	OPP. STRENGTH	TEAM	ADJ.	CONF.	ADJ CONF.
Average RPI Loss:	88	RECORD	PCT. RANK	GAMES	SCHEDULE	OF SCHEDULE	RPI	RPI	RPI	RPI
DIV. I ONLY	14- 5	50	10- 2	300	151	125	125	22	22	
DIV. I NON-CONF.	7- 4	98	3- 1	290	110	111	111	19	19	
TOTALS	RPI 1-25	RPI 26-50	W-L RECORDS	RPI 51-100	RPI 101-150	RPI 150+				
14- 5	0- 1	0- 1	OVERALL	0- 2	2- 0	12- 1				
7- 1	0- 0	0- 1	HOME	0- 0	1- 0	6- 0				
6- 3	0- 1	0- 0	AWAY	0- 1	1- 0	5- 1				
1- 1	0- 0	0- 0	NEUTRAL	0- 1	0- 0	1- 0				
7- 4	0- 1	0- 0	NON-CONFERENCE	0- 2	2- 0	5- 1				
3- 0	0- 0	0- 0	HOME	0- 0	1- 0	2- 0				
3- 3	0- 1	0- 0	AWAY	0- 1	1- 0	2- 1				
1- 1	0- 0	0- 0	NEUTRAL	0- 1	0- 0	1- 0				
7- 1	0- 0	0- 1	CONFERENCE	0- 0	0- 0	7- 0				
4- 1	0- 0	0- 1	HOME	0- 0	0- 0	4- 0				
3- 0	0- 0	0- 0	AWAY	0- 0	0- 0	3- 0				
0- 0	0- 0	0- 0	NEUTRAL	0- 0	0- 0	0- 0				

RPI 1-25				RPI 26-50				RPI 51-100				RPI 101+ Team's RPI: 125			
RPI	S	Opponent	Score	RPI	S	Opponent	Score	RPI	S	Opponent	Score	RPI	S	Opponent	Score
3	A	Connecticut	40 93	48	H	Marist	47 59	58	A	Quinnipiac	55 64	120	H	Pacific	56 47
								70	N	Providence	43 75	129	A	La Salle	55 52
												169	H	Iona	62 58
												196	A	Brown	63 55
												199	A	Manhattan	63 59
												211	H	Canisius	55 43
												250	H	Niagara	57 46
												260	A	Vermont	48 65
												282	H	Stony Brook	42 34
												308	A	Siena	68 49
												308	H	Siena	52 48
												317	A	Saint Peter's	59 47
												319	N	Rhode Island	66 56
												333	H	Columbia	54 44
												340	A	St. Francis (NY)	53 30
LAST 12 Division I GAMES:															
250	H	Niagara	57 46	317	A	Saint Peter's	59 47								
308	A	Siena	68 49	169	H	Iona	62 58								
211	H	Canisius	55 43	3	A	Connecticut	40 93								
48	H	Marist	47 59	129	A	La Salle	55 52								
308	H	Siena	52 48	340	A	St. Francis (NY)	53 30								
199	A	Manhattan	63 59	333	H	Columbia	54 44								

Non-Div I Games:

Fairfield

■ Loss,
■ Non-Conf,
S Site,
■ Home
■ Away
N Neutral

Average RPI Win:	272	WON-LOST	WINNING	LAST 12	STRENGTH OF	OPP. STRENGTH	TEAM	ADJ.	CONF.	ADJ CONF.
Average RPI Loss:	144	RECORD	PCT. RANK	GAMES	SCHEDULE	OF SCHEDULE	RPI	RPI	RPI	RPI
DIV. I ONLY	9- 10	183	7- 5	320	173	246	246	21	21	
DIV. I NON-CONF.	5- 7	208	3- 2	293	173	230	230	24	24	
TOTALS	RPI 1-25	RPI 26-50	W-L RECORDS	RPI 51-100	RPI 101-150	RPI 150+				
9- 10	0- 1	0- 0	OVERALL	0- 2	1- 1	8- 6				
5- 3	0- 0	0- 0	HOME	0- 1	0- 1	5- 1				
3- 6	0- 0	0- 0	AWAY	0- 0	1- 0	2- 5				
1- 1	0- 0	0- 0	NEUTRAL	0- 1	0- 0	1- 0				
5- 7	0- 1	0- 0	NON-CONFERENCE	0- 2	0- 1	5- 3				
3- 2	0- 0	0- 0	HOME	0- 1	0- 1	3- 0				
1- 4	0- 1	0- 0	AWAY	0- 0	0- 0	1- 3				
1- 1	0- 0	0- 0	NEUTRAL	0- 1	0- 0	1- 0				
4- 3	0- 0	0- 0	CONFERENCE	0- 0	1- 0	3- 3				
2- 1	0- 0	0- 0	HOME	0- 0	0- 0	2- 1				
2- 2	0- 0	0- 0	AWAY	0- 0	1- 0	1- 2				
0- 0	0- 0	0- 0	NEUTRAL	0- 0	0- 0	0- 0				

RPI 1-25				RPI 26-50				RPI 51-100				RPI 101+ Team's RPI: 246			
RPI	S	Opponent	Score	RPI	S	Opponent	Score	RPI	S	Opponent	Score	RPI	S	Opponent	Score
3	A	Connecticut	28 74					53	N	Dayton	48 84	110	A	LIU Brooklyn	71 65
								81	H	Howard	56 66	111	H	Yale	51 80
												158	A	Saint Francis (PA)	56 69
												158	H	Saint Francis (PA)	58 60
												180	A	Robert Morris	50 79
												191	A	Boston College	57 68
												192	N	Buffalo	63 54
												224	H	Mt. St. Mary's	63 58
												227	A	Rider	68 69
												274	A	Army	37 51
												282	H	Stony Brook	51 48
												313	A	NJIT	68 57
												317	H	Saint Peter's	55 46
												333	H	Columbia	71 51
												335	H	Wagner	86 49
												340	A	St. Francis (NY)	70 60
LAST 12 Division I GAMES:															
158	H	Saint Francis (PA)	58 60	333	H	Columbia	71 51								
110	A	LIU Brooklyn	71 65	227	A	Rider	68 69								
340	A	St. Francis (NY)	70 60	282	H	Stony Brook	51 48								
335	H	Wagner	86 49	180	A	Robert Morris	50 79								
224	H	Mt. St. Mary's	63 58	158	A	Saint Francis (PA)	56 69								
81	H	Howard	56 66	317	H	Saint Peter's	55 46								

Non-Div I Games:

Fairleigh Dickinson

■ Loss,
■ Non-Conf,
■ S Site,
■ H Home
■ A Away
N Neutral

Fla. Atlantic

Through Games Of Sunday, January 22, 2012

Average RPI Win:	273	WON-LOST	WINNING	LAST 12	STRENGTH OF	OPP. STRENGTH	TEAM	ADJ.	CONF.	ADJ CONF.
Average RPI Loss:	130	RECORD	PCT. RANK	GAMES	SCHEDULE	OF SCHEDULE	RPI	RPI	RPI	RPI
DIV. I ONLY	8- 8	166	7- 5	228	257	182	182	19	19	
DIV. I NON-CONF.	3- 6	238	2- 3	176	295	168	168	15	15	
TOTALS	RPI 1-25	RPI 26-50	W-L RECORDS	RPI 51-100	RPI 101-150	RPI 150+				
8- 8	0- 1	0- 2	OVERALL	0- 0	0- 2	8- 3				
3- 2	0- 0	0- 1	HOME	0- 0	0- 0	3- 1				
4- 4	0- 1	0- 0	AWAY	0- 0	0- 0	4- 1				
1- 2	0- 0	0- 0	NEUTRAL	0- 0	0- 1	1- 1				
3- 6	0- 1	0- 1	NON-CONFERENCE	0- 0	0- 2	3- 2				
2- 1	0- 0	0- 0	HOME	0- 0	0- 0	2- 1				
0- 3	0- 1	0- 1	AWAY	0- 0	0- 1	0- 0				
1- 2	0- 0	0- 0	NEUTRAL	0- 0	0- 1	1- 1				
5- 2	0- 0	0- 1	CONFERENCE	0- 0	0- 0	5- 1				
1- 1	0- 0	0- 1	HOME	0- 0	0- 0	1- 0				
4- 1	0- 0	0- 0	AWAY	0- 0	0- 0	4- 1				
0- 0	0- 0	0- 0	NEUTRAL	0- 0	0- 0	0- 0				

RPI 1-25				RPI 26-50				RPI 51-100				RPI 101+ Team's RPI: 182			
RPI	S	Opponent	Score	RPI	S	Opponent	Score	RPI	S	Opponent	Score	RPI	S	Opponent	Score
16	A	Michigan	51 73	27	A	Kansas	63 82					115	A	Stetson	37 52
				47	H	Middle Tenn.	37 55					139	N	Lamar	61 66
												156	A	UALR	38 60
												157	A	FIU	50 49
												235	A	Arkansas St.	57 44
												253	H	La.-Monroe	65 58
												261	H	Saint Louis	63 70
												275	H	North Florida	63 52
												279	A	La.-Lafayette	66 52
												280	N	IUPUI	64 74
												325	H	Bethune-Cookman	68 46
												325	N	Bethune-Cookman	71 70
												338	A	Troy	66 46
LAST 12 Division I GAMES:															
157	A	FIU	50 49	235	A	Arkansas St.	57 44								
338	A	Troy	66 46	115	A	Stetson	37 52								
47	H	Middle Tenn.	37 55	325	N	Bethune-Cookman	71 70								
156	A	UALR	38 60	275	H	North Florida	63 52								
253	H	La.-Monroe	65 58	261	H	Saint Louis	63 70								
279	A	La.-Lafayette	66 52	27	A	Kansas	63 82								

Non-Div I Games: Webber Int'l 77 52 Warner 76 50

Fla. Atlantic

Loss, Non-Conf, S Site, H Home A Away N Neutral

Fla. Gulf Coast

Through Games Of Sunday, January 22, 2012

Average RPI Win:	221	WON-LOST	WINNING	LAST 12	STRENGTH OF	OPP. STRENGTH	TEAM	ADJ.	CONF.	ADJ CONF.
Average RPI Loss:	97	RECORD	PCT. RANK	GAMES	SCHEDULE	OF SCHEDULE	RPI	RPI	RPI	RPI
DIV. I ONLY	16- 2	12	11- 1	273	202	66	66	30	30	
DIV. I NON-CONF.	7- 2	47	3- 1	105	46	21	21	27	27	
TOTALS	RPI 1-25	RPI 26-50	W-L RECORDS	RPI 51-100	RPI 101-150	RPI 150+				
16- 2	0- 0	1- 0	OVERALL	1- 1	1- 1	13- 0				
7- 0	0- 0	1- 0	HOME	1- 0	0- 0	5- 0				
8- 1	0- 0	0- 0	AWAY	0- 0	1- 1	7- 0				
1- 1	0- 0	0- 0	NEUTRAL	0- 1	0- 0	1- 0				
7- 2	0- 0	1- 0	NON-CONFERENCE	1- 1	0- 1	5- 0				
3- 0	0- 0	1- 0	HOME	1- 0	0- 0	1- 0				
3- 1	0- 0	0- 0	AWAY	0- 0	0- 1	3- 0				
1- 1	0- 0	0- 0	NEUTRAL	0- 1	0- 0	1- 0				
9- 0	0- 0	0- 0	CONFERENCE	0- 0	1- 0	8- 0				
4- 0	0- 0	0- 0	HOME	0- 0	0- 0	4- 0				
5- 0	0- 0	0- 0	AWAY	0- 0	1- 0	4- 0				
0- 0	0- 0	0- 0	NEUTRAL	0- 0	0- 0	0- 0				

RPI S	Opponent	Score	RPI S	Opponent	Score	RPI S	Opponent	Score	RPI S	Opponent	Score
36	H Richmond	81 67	52	N North Carolina St.	64 69	115	A Stetson	59 55	142	A Seton Hall	51 57
			83	H Michigan St.	59 58	157	A FIU	80 72	179	H Virginia Tech	69 41
						181	A UCF	75 36	223	A Hawaii	72 52
						238	N Alcorn St.	85 38	264	A Kennesaw St.	87 50
						266	H Jacksonville	74 51	275	H North Florida	68 34
						278	H East Tenn. St.	88 60	288	A Belmont	57 50
						301	H S.C. Upstate	77 53	321	A Mercer	98 50
						336	A Lipscomb	76 59			
LAST 12 Division I GAMES:											
115	A Stetson	59 55	321	A Mercer	98 50						
336	A Lipscomb	76 59	238	N Alcorn St.	85 38						
288	A Belmont	57 50	223	A Hawaii	72 52						
266	H Jacksonville	74 51	52	N North Carolina St.	64 69						
275	H North Florida	68 34	179	H Virginia Tech	69 41						
264	A Kennesaw St.	87 50	301	H S.C. Upstate	77 53						

Non-Div I Games: Webber Int'l 106 27

Fla. Gulf Coast

Loss, Non-Conf, S Site, H Home A Away N Neutral

Average RPI Win:	139	WON-LOST	WINNING	LAST 12	STRENGTH OF	OPP. STRENGTH	TEAM	ADJ.	CONF.	ADJ CONF.
Average RPI Loss:	33	RECORD	PCT. RANK	GAMES	SCHEDULE	OF SCHEDULE	RPI	RPI	RPI	RPI
DIV. I ONLY	13- 7	88	7- 5	8	76	32	32	3	3	
DIV. I NON-CONF.	10- 3	49	4- 1	25	128	51	51	5	5	
TOTALS	RPI 1-25	RPI 26-50	W-L RECORDS	RPI 51-100	RPI 101-150	RPI 150+				
13- 7	0- 5	1- 1	OVERALL	4- 0	3- 1	5- 0				
9- 3	0- 2	1- 1	HOME	3- 0	2- 0	3- 0				
2- 3	0- 2	0- 0	AWAY	0- 0	0- 1	2- 0				
2- 1	0- 1	0- 0	NEUTRAL	1- 0	1- 0	0- 0				
10- 3	0- 2	0- 0	NON-CONFERENCE	4- 0	3- 1	3- 0				
7- 1	0- 1	0- 0	HOME	3- 0	2- 0	2- 0				
1- 1	0- 0	0- 0	AWAY	0- 0	0- 1	1- 0				
2- 1	0- 1	0- 0	NEUTRAL	1- 0	1- 0	0- 0				
3- 4	0- 3	1- 1	CONFERENCE	0- 0	0- 0	2- 0				
2- 2	0- 1	1- 1	HOME	0- 0	0- 0	1- 0				
1- 2	0- 2	0- 0	AWAY	0- 0	0- 0	1- 0				
0- 0	0- 0	0- 0	NEUTRAL	0- 0	0- 0	0- 0				

RPI 1-25				RPI 26-50				Team's RPI: 32	RPI 51-100				RPI 101+			
RPI	S	Opponent	Score	RPI	S	Opponent	Score		RPI	S	Opponent	Score	RPI	S	Opponent	Score
10	A	Kentucky	52 57	29	H	LSU	62 58		55	H	Duquesne	62 49	115	H	Stetson	71 57
10	H	Kentucky	56 59	41	H	South Carolina	44 49		60	H	Florida St.	72 58	120	A	Pacific	73 78
13	N	Rutgers	49 63						65	H	Hampton	63 46	129	N	La Salle	85 74
16	H	Michigan	66 69						94	N	Charlotte	82 73	133	H	Samford	81 56
21	A	Georgia	55 61										162	A	Ole Miss	59 55
													177	H	Alabama	61 37
													229	H	Charleston So.	83 59
													268	A	San Francisco	91 68
													288	H	Belmont	72 45
LAST 12 Division I GAMES:																
10	A	Kentucky	52 57	10	H	Kentucky	56 59									
177	H	Alabama	61 37	133	H	Samford	81 56									
29	H	LSU	62 58	55	H	Duquesne	62 49									
21	A	Georgia	55 61	229	H	Charleston So.	83 59									
41	H	South Carolina	44 49	120	A	Pacific	73 78									
162	A	Ole Miss	59 55	268	A	San Francisco	91 68									

Non-Div I Games:

Florida

■ Loss,
 ■ Non-Conf, S Site,
 ■ Home
 ■ Away
 N Neutral

Average RPI Win:	268	WON-LOST	WINNING	LAST 12	STRENGTH OF	OPP. STRENGTH	TEAM	ADJ.	CONF.	ADJ CONF.
Average RPI Loss:	129	RECORD	PCT. RANK	GAMES	SCHEDULE	OF SCHEDULE	RPI	RPI	RPI	RPI
DIV. I ONLY	13- 5	59	11- 1	323	271	148	148	26	26	
DIV. I NON-CONF.	7- 5	123	5- 1	247	228	98	98	23	23	
TOTALS	RPI 1-25	RPI 26-50	W-L RECORDS	RPI 51-100	RPI 101-150	RPI 150+				
13- 5	0- 1	0- 1	OVERALL	0- 0	1- 0	12- 3				
3- 2	0- 1	0- 1	HOME	0- 0	1- 0	2- 0				
9- 3	0- 0	0- 0	AWAY	0- 0	0- 0	9- 2				
1- 0	0- 0	0- 0	NEUTRAL	0- 0	0- 0	1- 0				
7- 5	0- 1	0- 1	NON-CONFERENCE	0- 0	1- 0	6- 3				
1- 2	0- 1	0- 1	HOME	0- 0	1- 0	0- 0				
5- 3	0- 0	0- 0	AWAY	0- 0	0- 0	5- 3				
1- 0	0- 0	0- 0	NEUTRAL	0- 0	0- 0	1- 0				
6- 0	0- 0	0- 0	CONFERENCE	0- 0	0- 0	6- 0				
2- 0	0- 0	0- 0	HOME	0- 0	0- 0	2- 0				
4- 0	0- 0	0- 0	AWAY	0- 0	0- 0	4- 0				
0- 0	0- 0	0- 0	NEUTRAL	0- 0	0- 0	0- 0				

RPI 1-25			RPI 26-50			RPI 51-100			RPI 101+ Team's RPI: 148		
RPI	S	Opponent	Score	RPI	S	Opponent	Score	RPI	S	Opponent	Score
18	H	Louisville	66 86	33	H	Nebraska	64 72	101	H	UAB	69 59
								157	A	FIU	64 79
								181	A	UCF	51 67
								218	A	Md.-East. Shore	54 49
								231	H	South Carolina St.	79 62
								244	H	Savannah St.	55 50
								257	A	Nicholls St.	69 77
								266	A	Jacksonville	78 59
								267	A	Tennessee St.	90 75
								277	A	Austin Peay	86 77
								284	A	N.C. A&T	70 68
								292	A	Southern Miss.	77 68
								309	N	Northwestern St.	77 53
								325	A	Bethune-Cookman	81 57
								331	A	Southeastern La.	85 63
								341	A	N.C. Central	78 51
LAST 12 Division I GAMES:											
218	A	Md.-East. Shore	54 49	267	A	Tennessee St.	90 75				
231	H	South Carolina St.	79 62	277	A	Austin Peay	86 77				
244	H	Savannah St.	55 50	331	A	Southeastern La.	85 63				
284	A	N.C. A&T	70 68	309	N	Northwestern St.	77 53				
341	A	N.C. Central	78 51	257	A	Nicholls St.	69 77				
101	H	UAB	69 59	325	A	Bethune-Cookman	81 57				

Non-Div I Games:

Florida A&M

■ Loss,
 ■ Non-Conf, S Site,
 ■ Home
 ■ Away
 N Neutral

Average RPI Win:	165	WON-LOST	WINNING	LAST 12	STRENGTH OF	OPP. STRENGTH	TEAM	ADJ.	CONF.	ADJ CONF.
Average RPI Loss:	24	RECORD	PCT. RANK	GAMES	SCHEDULE	OF SCHEDULE	RPI	RPI	RPI	RPI
DIV. I ONLY	11- 10	163	7- 5	18	21	60	60	6	6	
DIV. I NON-CONF.	8- 6	130	4- 1	15	34	53	53	4	4	
TOTALS	RPI 1-25	RPI 26-50	W-L RECORDS	RPI 51-100	RPI 101-150	RPI 150+				
11- 10	0- 6	0- 3	OVERALL	3- 1	1- 0	7- 0				
5- 5	0- 4	0- 1	HOME	1- 0	1- 0	3- 0				
4- 4	0- 2	0- 1	AWAY	0- 1	0- 0	4- 0				
2- 1	0- 0	0- 1	NEUTRAL	2- 0	0- 0	0- 0				
8- 6	0- 2	0- 3	NON-CONFERENCE	3- 1	1- 0	4- 0				
4- 2	0- 1	0- 1	HOME	1- 0	1- 0	2- 0				
2- 3	0- 1	0- 1	AWAY	0- 1	0- 0	2- 0				
2- 1	0- 0	0- 1	NEUTRAL	2- 0	0- 0	0- 0				
3- 4	0- 4	0- 0	CONFERENCE	0- 0	0- 0	3- 0				
1- 3	0- 3	0- 0	HOME	0- 0	0- 0	1- 0				
2- 1	0- 1	0- 0	AWAY	0- 0	0- 0	2- 0				
0- 0	0- 0	0- 0	NEUTRAL	0- 0	0- 0	0- 0				

RPI 1-25				RPI 26-50				RPI 51-100				RPI 101+			
RPI	S	Opponent	Score	RPI	S	Opponent	Score	RPI	S	Opponent	Score	RPI	S	Opponent	Score
6	H	Maryland	70 91	32	A	Florida	58 72	56	A	Vanderbilt	59 64	111	H	Yale	92 58
9	A	Duke	66 73	33	H	Nebraska	63 66	88	N	South Fla.	62 49	179	A	Virginia Tech	75 40
12	H	Miami (FL)	57 60	42	N	Arkansas	52 55	94	H	Charlotte	64 62	181	A	UCF	60 47
14	A	Ohio St.	75 78					100	N	Minnesota	68 56	184	A	Akron	90 64
18	H	Louisville	76 85									191	A	Boston College	68 59
19	H	Georgia Tech	55 79									207	H	Georgia St.	94 74
												239	H	Alabama A&M	86 41
												243	H	Clemson	59 47
LAST 12 Division I GAMES:															
19	H	Georgia Tech	55 79	6	H	Maryland	70 91	181	A	UCF	60 47				
191	A	Boston College	68 59					111	H	Yale	92 58				
12	H	Miami (FL)	57 60	56	A	Vanderbilt	59 64	239	H	Alabama A&M	86 41				
9	A	Duke	66 73	243	H	Clemson	59 47	184	A	Akron	90 64				
179	A	Virginia Tech	75 40												

Non-Div I Games:

Florida St.

Average RPI Win: 221	WON-LOST	WINNING	LAST 12	STRENGTH OF	OPP. STRENGTH	TEAM	ADJ.	CONF.	ADJ CONF.
Average RPI Loss: 153	RECORD	PCT. RANK	GAMES	SCHEDULE	OF SCHEDULE	RPI	RPI	RPI	RPI
DIV. I ONLY	10- 10	166	5- 7	233	200	186	186	8	8
DIV. I NON-CONF.	9- 6	116	4- 3	240	243	197	197	8	8

TOTALS	RPI 1-25	RPI 26-50	W-L RECORDS	RPI 51-100	RPI 101-150	RPI 150+			
10- 10	0- 1	0- 0	OVERALL	0- 2	2- 2	8- 5			
5- 4	0- 0	0- 0	HOME	0- 1	1- 1	4- 2			
5- 5	0- 1	0- 0	AWAY	0- 1	1- 1	4- 2			
0- 1	0- 0	0- 0	NEUTRAL	0- 0	0- 0	0- 1			
9- 6	0- 1	0- 0	NON-CONFERENCE	0- 0	2- 1	7- 4			
4- 3	0- 0	0- 0	HOME	0- 0	1- 1	3- 2			
5- 2	0- 1	0- 0	AWAY	0- 0	1- 0	4- 1			
0- 1	0- 0	0- 0	NEUTRAL	0- 0	0- 0	0- 1			
1- 4	0- 0	0- 0	CONFERENCE	0- 2	0- 1	1- 1			
1- 1	0- 0	0- 0	HOME	0- 1	0- 0	1- 0			
0- 3	0- 0	0- 0	AWAY	0- 1	0- 1	0- 1			
0- 0	0- 0	0- 0	NEUTRAL	0- 0	0- 0	0- 0			

RPI 1-25				RPI 26-50				RPI 51-100				RPI 101+ Team's RPI: 186			
RPI	S	Opponent	Score	RPI	S	Opponent	Score	RPI	S	Opponent	Score	RPI	S	Opponent	Score
13	A	Rutgers	48 68					53	H	Dayton	37 62	103	H	San Diego	44 42
								57	A	Saint Joseph's	46 57	119	H	Albany (NY)	42 59
												123	A	Holy Cross	54 43
												129	A	La Salle	62 68
												153	H	Coppin St.	60 61
												173	N	TCU	47 48
												181	A	UCF	70 57
												199	A	Manhattan	59 49
												210	H	Navy	47 43
												216	H	Winthrop	76 53
												219	A	George Washington	43 54
												242	H	Cleveland St.	52 43
												272	H	Cornell	39 40
												282	A	Stony Brook	41 37
												319	H	Rhode Island	69 49
												334	A	Delaware St.	63 48
												339	A	Bucknell	39 49

LAST 12 Division I GAMES:															
53	H	Dayton	37 62	272	H	Cornell	39 40								
57	A	Saint Joseph's	46 57	153	H	Coppin St.	60 61								
319	H	Rhode Island	69 49	210	H	Navy	47 43								
129	A	La Salle	62 68	216	H	Winthrop	76 53								
219	A	George Washington	43 54	282	A	Stony Brook	41 37								
334	A	Delaware St.	63 48	13	A	Rutgers	48 68								

Non-Div I Games:

Fordham

■ Loss,
 ■ Non-Conf, S Site,
 ■ Home
 ■ Away
 N Neutral

Average RPI Win:	206	WON-LOST	WINNING	LAST 12	STRENGTH OF	OPP. STRENGTH	TEAM	ADJ.	CONF.	ADJ CONF.
Average RPI Loss:	63	RECORD	PCT. RANK	GAMES	SCHEDULE	OF SCHEDULE	RPI	RPI	RPI	RPI
DIV. I ONLY	15- 4	27	10- 2	191	100	63	63	25	25	
DIV. I NON-CONF.	12- 4	61	7- 2	152	85	44	44	28	28	
TOTALS	RPI 1-25	RPI 26-50	W-L RECORDS	RPI 51-100	RPI 101-150	RPI 150+				
15- 4	1- 2	0- 0	OVERALL	0- 1	3- 1	11- 0				
7- 1	1- 1	0- 0	HOME	0- 0	2- 0	4- 0				
7- 3	0- 1	0- 0	AWAY	0- 1	1- 1	6- 0				
1- 0	0- 0	0- 0	NEUTRAL	0- 0	0- 0	1- 0				
12- 4	1- 2	0- 0	NON-CONFERENCE	0- 1	2- 1	9- 0				
6- 1	1- 1	0- 0	HOME	0- 0	2- 0	3- 0				
5- 3	0- 1	0- 0	AWAY	0- 1	0- 1	5- 0				
1- 0	0- 0	0- 0	NEUTRAL	0- 0	0- 0	1- 0				
3- 0	0- 0	0- 0	CONFERENCE	0- 0	1- 0	2- 0				
1- 0	0- 0	0- 0	HOME	0- 0	0- 0	1- 0				
2- 0	0- 0	0- 0	AWAY	0- 0	1- 0	1- 0				
0- 0	0- 0	0- 0	NEUTRAL	0- 0	0- 0	0- 0				

RPI S	Opponent	Score	RPI S	Opponent	Score	RPI S	Opponent	Score	RPI S	Opponent	Score
4	H Stanford	59 93				90	A UNLV	71 73	120	H Pacific	61 52
22	A Southern California	57 65							123	H Oregon	81 71
25	H Oklahoma	69 66							134	A Pepperdine	78 81
									138	A Utah St.	90 67
									160	H Seattle	71 61
									163	A SMU	88 67
									176	A Cal St. Northridge	70 61
									195	H Santa Clara	83 71
									226	A Cal Poly	79 76
									251	H Nevada	85 67
									267	N Tennessee St.	83 66
									303	H CSU Bakersfield	88 59
									310	A Texas-Arlington	78 48
									314	A UC Riverside	67 62
									324	A Idaho	72 49
LAST 12 Division I GAMES:											
324	A Idaho	72 49	314	A UC Riverside	67 62						
138	A Utah St.	90 67	120	H Pacific	61 52						
251	H Nevada	85 67	303	H CSU Bakersfield	88 59						
160	H Seattle	71 61	176	A Cal St. Northridge	70 61						
90	A UNLV	71 73	25	H Oklahoma	69 66						
310	A Texas-Arlington	78 48	4	H Stanford	59 93						

Non-Div I Games:

Fresno St.

Average RPI Win:	269	WON-LOST	WINNING	LAST 12	STRENGTH OF	OPP. STRENGTH	TEAM	ADJ.	CONF.	ADJ CONF.
Average RPI Loss:	119	RECORD	PCT. RANK	GAMES	SCHEDULE	OF SCHEDULE	RPI	RPI	RPI	RPI
DIV. I ONLY	10- 8	130	6- 6	270	238	171	171	18	18	
DIV. I NON-CONF.	4- 5	200	1- 3	206	289	145	145	22	22	
TOTALS	RPI 1-25	RPI 26-50	W-L RECORDS	RPI 51-100	RPI 101-150	RPI 150+				
10- 8	0- 1	0- 1	OVERALL	0- 2	0- 2	10- 2				
5- 2	0- 0	0- 0	HOME	0- 0	0- 1	5- 1				
5- 6	0- 1	0- 1	AWAY	0- 2	0- 1	5- 1				
0- 0	0- 0	0- 0	NEUTRAL	0- 0	0- 0	0- 0				
4- 5	0- 1	0- 1	NON-CONFERENCE	0- 1	0- 0	4- 2				
3- 1	0- 0	0- 0	HOME	0- 0	0- 0	3- 1				
1- 4	0- 1	0- 1	AWAY	0- 1	0- 0	1- 1				
0- 0	0- 0	0- 0	NEUTRAL	0- 0	0- 0	0- 0				
6- 3	0- 0	0- 0	CONFERENCE	0- 1	0- 2	6- 0				
2- 1	0- 0	0- 0	HOME	0- 0	0- 1	2- 0				
4- 2	0- 0	0- 0	AWAY	0- 1	0- 1	4- 0				
0- 0	0- 0	0- 0	NEUTRAL	0- 0	0- 0	0- 0				

RPI 1-25				RPI 26-50				RPI 51-100				RPI 101+ Team's RPI: 171			
RPI	S	Opponent	Score	RPI	S	Opponent	Score	RPI	S	Opponent	Score	RPI	S	Opponent	Score
21	A	Georgia	58 83	41	A	South Carolina	33 72	59	A	Chattanooga	53 71	133	A	Samford	66 71
								94	A	Charlotte	53 89	135	H	Davidson	50 61
												187	H	Marshall	62 54
												204	H	Elon	75 60
												229	A	Charleston So.	78 80
												234	A	Col. of Charleston	60 51
												243	H	Clemson	67 68
												256	A	Ga. Southern	66 60
												262	A	Presbyterian	63 47
												283	A	Western Caro.	57 54
												300	A	UNC Greensboro	66 64
												300	H	UNC Greensboro	53 48
												326	H	UNC Asheville	71 59
												338	H	Troy	75 57
LAST 12 Division I GAMES:															
300	A	UNC Greensboro	66 64	21	A	Georgia	58 83	187	H	Marshall	62 54	300	H	UNC Greensboro	53 48
59	A	Chattanooga	53 71	41	A	South Carolina	33 72	204	H	Elon	75 60	41	A	South Carolina	33 72
133	A	Samford	66 71	94	A	Charlotte	53 89	256	A	Ga. Southern	66 60				
283	A	Western Caro.	57 54												
135	H	Davidson	50 61												

Non-Div I Games:

Furman

■ Loss,
 ■ Non-Conf,
 ■ S Site,
 ■ H Home
 ■ A Away
 N Neutral

Ga. Southern

Through Games Of Sunday, January 22, 2012

Average RPI Win:	291	WON-LOST	WINNING	LAST 12	STRENGTH OF	OPP. STRENGTH	TEAM	ADJ.	CONF.	ADJ CONF.
Average RPI Loss:	141	RECORD	PCT. RANK	GAMES	SCHEDULE	OF SCHEDULE	RPI	RPI	RPI	RPI
DIV. I ONLY	6- 12	248	4- 7	176	296	256	256	18	18	
DIV. I NON-CONF.	3- 5	225	1- 1	165	310	255	255	22	22	
TOTALS	RPI 1-25	RPI 26-50	W-L RECORDS	RPI 51-100	RPI 101-150	RPI 150+				
6- 12	0- 1	0- 0	OVERALL	0- 2	0- 4	6- 5				
3- 6	0- 1	0- 0	HOME	0- 2	0- 2	3- 1				
2- 5	0- 0	0- 0	AWAY	0- 0	0- 2	2- 3				
1- 1	0- 0	0- 0	NEUTRAL	0- 0	0- 0	1- 1				
3- 5	0- 1	0- 0	NON-CONFERENCE	0- 1	0- 1	3- 2				
1- 3	0- 1	0- 0	HOME	0- 1	0- 1	1- 0				
1- 1	0- 0	0- 0	AWAY	0- 0	0- 0	1- 1				
1- 1	0- 0	0- 0	NEUTRAL	0- 0	0- 0	1- 1				
3- 7	0- 0	0- 0	CONFERENCE	0- 1	0- 3	3- 3				
2- 3	0- 0	0- 0	HOME	0- 1	0- 1	2- 1				
1- 4	0- 0	0- 0	AWAY	0- 0	0- 2	1- 2				
0- 0	0- 0	0- 0	NEUTRAL	0- 0	0- 0	0- 0				

RPI	S	Opponent	Score	RPI	S	Opponent	Score	RPI	S	Opponent	Score	RPI	S	Opponent	Score	Team's RPI: 256
21	H	Georgia	49 68					59	H	Chattanooga	60 66	105	A	Appalachian St.	45 64	
								87	H	Arizona	46 88	115	H	Stetson	51 61	
												133	H	Samford	47 53	
												135	A	Davidson	48 72	
												171	H	Furman	60 66	
												177	A	Alabama	34 67	
												183	N	Stephen F. Austin	40 49	
												204	A	Elon	60 61	
												234	A	Col. of Charleston	35 34	
												266	H	Jacksonville	52 46	
												283	H	Western Caro.	41 40	
												300	A	UNC Greensboro	54 55	
												307	H	Wofford	56 48	
												321	A	Mercer	57 55	
												337	N	Jacksonville St.	72 49	
LAST 12 Division I GAMES:																
283	H	Western Caro.	41 40	307	H	Wofford	56 48									
234	A	Col. of Charleston	35 34	266	H	Jacksonville	52 46									
300	A	UNC Greensboro	54 55	135	A	Davidson	48 72									
204	A	Elon	60 61	115	H	Stetson	51 61									
59	H	Chattanooga	60 66	171	H	Furman	60 66									
133	H	Samford	47 53	105	A	Appalachian St.	45 64									

Non-Div I Games: Southern Wesleyan 75 40

Ga. Southern

■ Loss,
 ■ Non-Conf, S Site,
 ■ Home
 ■ Away
 N Neutral

Average RPI Win:	319	WON-LOST	WINNING	LAST 12	STRENGTH OF	OPP. STRENGTH	TEAM	ADJ.	CONF.	ADJ CONF.
Average RPI Loss:	181	RECORD	PCT. RANK	GAMES	SCHEDULE	OF SCHEDULE	RPI	RPI	RPI	RPI
DIV. I ONLY	2- 15	328	2- 10	155	338	315	315	29	29	
DIV. I NON-CONF.	1- 9	322	1- 4	103	279	295	295	31	31	
TOTALS	RPI 1-25	RPI 26-50	W-L RECORDS	RPI 51-100	RPI 101-150	RPI 150+				
2- 15	0- 3	0- 0	OVERALL	0- 0	0- 4	2- 8				
1- 4	0- 0	0- 0	HOME	0- 0	0- 1	1- 3				
1- 9	0- 1	0- 0	AWAY	0- 0	0- 3	1- 5				
0- 2	0- 2	0- 0	NEUTRAL	0- 0	0- 0	0- 0				
1- 9	0- 3	0- 0	NON-CONFERENCE	0- 0	0- 3	1- 3				
0- 3	0- 0	0- 0	HOME	0- 0	0- 1	0- 2				
1- 4	0- 1	0- 0	AWAY	0- 0	0- 2	1- 1				
0- 2	0- 2	0- 0	NEUTRAL	0- 0	0- 0	0- 0				
1- 6	0- 0	0- 0	CONFERENCE	0- 0	0- 1	1- 5				
1- 1	0- 0	0- 0	HOME	0- 0	0- 0	1- 1				
0- 5	0- 0	0- 0	AWAY	0- 0	0- 1	0- 4				
0- 0	0- 0	0- 0	NEUTRAL	0- 0	0- 0	0- 0				

RPI 1-25				RPI 26-50				RPI 51-100				RPI 101+ Team's RPI: 315			
RPI	S	Opponent	Score	RPI	S	Opponent	Score	RPI	S	Opponent	Score	RPI	S	Opponent	Score
9	N	Duke	31 97									105	H	Appalachian St.	41 69
18	A	Louisville	27 92									118	A	North Carolina	44 109
22	N	Southern California	41 82									135	A	Davidson	46 67
												141	A	High Point	41 63
												216	A	Winthrop	48 86
												220	A	Campbell	52 62
												229	H	Charleston So.	53 63
												262	A	Presbyterian	43 54
												264	H	Kennesaw St.	48 68
												296	H	Coastal Caro.	73 63
												307	H	Wofford	50 58
												326	A	UNC Asheville	62 74
												336	A	Lipscomb	65 76
												341	A	N.C. Central	56 45
LAST 12 Division I GAMES:															
326	A	UNC Asheville	62 74	220	A	Campbell	52 62								
216	A	Winthrop	48 86	341	A	N.C. Central	56 45								
262	A	Presbyterian	43 54	336	A	Lipscomb	65 76								
296	H	Coastal Caro.	73 63	18	A	Louisville	27 92								
229	H	Charleston So.	53 63	307	H	Wofford	50 58								
141	A	High Point	41 63	22	N	Southern California	41 82								

Non-Div I Games:

Gardner-Webb

■ Loss,
 ■ Non-Conf,
 ■ S Site,
 ■ H Home
 ■ A Away
 N Neutral

George Mason

Through Games Of Sunday, January 22, 2012

Average RPI Win:	216	WON-LOST	WINNING	LAST 12	STRENGTH OF	OPP. STRENGTH	TEAM	ADJ.	CONF.	ADJ CONF.
Average RPI Loss:	138	RECORD	PCT. RANK	GAMES	SCHEDULE	OF SCHEDULE	RPI	RPI	RPI	RPI
DIV. I ONLY	9- 9	166	4- 8	232	105	189	189	7	7	
DIV. I NON-CONF.	6- 5	141	1- 4	262	193	219	219	7	7	
TOTALS	RPI 1-25	RPI 26-50	W-L RECORDS	RPI 51-100	RPI 101-150	RPI 150+				
9- 9	0- 2	0- 0	OVERALL	1- 1	0- 2	8- 4				
7- 3	0- 2	0- 0	HOME	1- 0	0- 1	6- 0				
2- 6	0- 0	0- 0	AWAY	0- 1	0- 1	2- 4				
0- 0	0- 0	0- 0	NEUTRAL	0- 0	0- 0	0- 0				
6- 5	0- 1	0- 0	NON-CONFERENCE	0- 0	0- 2	6- 2				
4- 2	0- 1	0- 0	HOME	0- 0	0- 1	4- 0				
2- 3	0- 0	0- 0	AWAY	0- 0	0- 1	2- 2				
0- 0	0- 0	0- 0	NEUTRAL	0- 0	0- 0	0- 0				
3- 4	0- 1	0- 0	CONFERENCE	1- 1	0- 0	2- 2				
3- 1	0- 1	0- 0	HOME	1- 0	0- 0	2- 0				
0- 3	0- 0	0- 0	AWAY	0- 1	0- 0	0- 2				
0- 0	0- 0	0- 0	NEUTRAL	0- 0	0- 0	0- 0				

RPI 1-25				RPI 26-50				RPI 51-100				RPI 101+ Team's RPI: 189			
RPI	S	Opponent	Score	RPI	S	Opponent	Score	RPI	S	Opponent	Score	RPI	S	Opponent	Score
6	H	Maryland	50 78					82	A	UNC Wilmington	53 61	130	A	UMBC	53 65
8	H	Delaware	54 66					96	H	VCU	71 58	149	H	American	51 55
												167	A	William & Mary	66 76
												167	H	William & Mary	82 70
												172	H	Oakland	59 48
												197	A	Northeastern	54 58
												205	H	Massachusetts	55 52
												214	H	Old Dominion	85 69
												219	H	George Washington	58 55
												247	A	Ohio	59 75
												252	A	Norfolk St.	57 60
												264	A	Longwood	80 58
												282	A	Stony Brook	54 50
												326	H	UNC Asheville	88 59
LAST 12 Division I GAMES:															
96	H	VCU	71 58	252	A	Norfolk St.	57 60								
167	H	William & Mary	82 70	247	A	Ohio	59 75								
82	A	UNC Wilmington	53 61	219	H	George Washington	58 55								
197	A	Northeastern	54 58	6	H	Maryland	50 78								
8	H	Delaware	54 66	130	A	UMBC	53 65								
167	A	William & Mary	66 76	214	H	Old Dominion	85 69								

Non-Div I Games:

George Mason

■ Loss,
■ Non-Conf,
■ S Site,
■ H Home
■ A Away
N Neutral

George Washington

Through Games Of Sunday, January 22, 2012

Average RPI Win:	253	WON-LOST	WINNING	LAST 12	STRENGTH OF	OPP. STRENGTH	TEAM	ADJ.	CONF.	ADJ CONF.
Average RPI Loss:	116	RECORD	PCT. RANK	GAMES	SCHEDULE	OF SCHEDULE	RPI	RPI	RPI	RPI
DIV. I ONLY	9- 10	183	5- 7	289	120	219	219	8	8	
DIV. I NON-CONF.	7- 7	160	3- 4	318	140	263	263	8	8	
TOTALS	RPI 1-25	RPI 26-50	W-L RECORDS	RPI 51-100	RPI 101-150	RPI 150+				
9- 10	0- 1	0- 2	OVERALL	0- 2	1- 1	8- 4				
4- 5	0- 1	0- 0	HOME	0- 1	1- 0	3- 3				
3- 5	0- 0	0- 2	AWAY	0- 1	0- 1	3- 1				
2- 0	0- 0	0- 0	NEUTRAL	0- 0	0- 0	2- 0				
7- 7	0- 1	0- 1	NON-CONFERENCE	0- 0	1- 1	6- 4				
3- 4	0- 1	0- 0	HOME	0- 0	1- 0	2- 3				
2- 3	0- 0	0- 1	AWAY	0- 0	0- 1	2- 1				
2- 0	0- 0	0- 0	NEUTRAL	0- 0	0- 0	2- 0				
2- 3	0- 0	0- 1	CONFERENCE	0- 2	0- 0	2- 0				
1- 1	0- 0	0- 0	HOME	0- 1	0- 0	1- 0				
1- 2	0- 0	0- 1	AWAY	0- 1	0- 0	1- 0				
0- 0	0- 0	0- 0	NEUTRAL	0- 0	0- 0	0- 0				

RPI 1-25				RPI 26-50				RPI 51-100				RPI 101+ Team's RPI: 219			
RPI	S	Opponent	Score	RPI	S	Opponent	Score	RPI	S	Opponent	Score	RPI	S	Opponent	Score
13	H	Rutgers	54 75	31	A	Georgetown	50 59	55	A	Duquesne	50 76	103	A	Auburn	47 55
				36	A	Richmond	57 74	94	H	Charlotte	60 61	149	H	American	60 49
												167	A	William & Mary	74 66
												179	H	Virginia Tech	48 55
												186	H	Fordham	54 43
												189	A	George Mason	55 58
												208	H	Loyola Maryland	62 70
												214	H	Old Dominion	58 52
												255	H	Morgan St.	68 73
												269	H	Radford	83 59
												310	A	Texas-Arlington	63 41
												318	N	Maine	54 46
												319	A	Rhode Island	63 42
												342	N	Houston Baptist	80 44
LAST 12 Division I GAMES:															
55	A	Duquesne	50 76	13	H	Rutgers	54 75	167	A	William & Mary	74 66	189	A	George Mason	55 58
319	A	Rhode Island	63 42	208	H	Loyola Maryland	62 70	31	A	Georgetown	50 59	342	N	Houston Baptist	80 44
94	H	Charlotte	60 61	36	A	Richmond	57 74								
186	H	Fordham	54 43												
149	H	American	60 49												

Non-Div I Games:

George Washington

■ Loss,
 ■ Non-Conf, S Site,
 ■ Home
 ■ Away
 N Neutral

Georgetown				Through Games of Sunday, January 11, 1914						
Average RPI Win:	162	WON-LOST	WINNING	LAST 12	STRENGTH OF	OPP. STRENGTH	TEAM	ADJ.	CONF.	ADJ CONF.
Average RPI Loss:	16	RECORD	PCT. RANK	GAMES	SCHEDULE	OF SCHEDULE	RPI	RPI	RPI	RPI
DIV. I ONLY	15- 5	43	9- 3	37	58	31	31	2	2	
DIV. I NON-CONF.	11- 2	24	5- 0	81	100	50	50	2	2	
TOTALS	RPI 1-25	RPI 26-50	W-L RECORDS	RPI 51-100	RPI 101-150	RPI 150+				
15- 5	2- 4	0- 1	OVERALL	3- 0	2- 0	8- 0				
7- 3	1- 3	0- 0	HOME	0- 0	1- 0	5- 0				
6- 2	0- 1	0- 1	AWAY	3- 0	1- 0	2- 0				
2- 0	1- 0	0- 0	NEUTRAL	0- 0	0- 0	1- 0				
11- 2	2- 1	0- 1	NON-CONFERENCE	1- 0	0- 0	8- 0				
6- 0	1- 0	0- 0	HOME	0- 0	0- 0	5- 0				
3- 2	0- 1	0- 1	AWAY	1- 0	0- 0	2- 0				
2- 0	1- 0	0- 0	NEUTRAL	0- 0	0- 0	1- 0				
4- 3	0- 3	0- 0	CONFERENCE	2- 0	2- 0	0- 0				
1- 3	0- 3	0- 0	HOME	0- 0	1- 0	0- 0				
3- 0	0- 0	0- 0	AWAY	2- 0	1- 0	0- 0				
0- 0	0- 0	0- 0	NEUTRAL	0- 0	0- 0	0- 0				

RPI 1-25				RPI 26-50				Team's RPI: 31	RPI 51-100				RPI 101+			
RPI	S	Opponent	Score	RPI	S	Opponent	Score		RPI	S	Opponent	Score	RPI	S	Opponent	Score
5	H	Notre Dame	60 80	29	A	LSU	40 51		85	A	Marquette	67 39	102	H	Syracuse	69 42
6	A	Maryland	53 72						88	A	South Fla.	66 56	145	A	Pittsburgh	82 54
12	H	Miami (FL)	71 46						90	A	UNLV	64 45	153	A	Coppin St.	70 54
18	H	Louisville	61 64										178	H	Monmouth	64 44
21	N	Georgia	64 56										219	H	George Washington	59 50
23	H	DePaul	50 59										227	H	Rider	58 51
													260	N	Vermont	65 53
													264	H	Longwood	56 45
													276	A	Dartmouth	77 38
													316	H	Houston	66 36
LAST 12 Division I GAMES:																
18	H	Louisville	61 64	276	A	Dartmouth	77 38									
85	A	Marquette	67 39	260	N	Vermont	65 53									
102	H	Syracuse	69 42	12	H	Miami (FL)	71 46									
5	H	Notre Dame	60 80	219	H	George Washington	59 50									
88	A	South Fla.	66 56	145	A	Pittsburgh	82 54									
23	H	DePaul	50 59	227	H	Rider	58 51									

Non-Div I Games:

Georgetown

■ Loss,
■ Non-Conf, S Site,
■ Home
■ Away
N Neutral

Georgia

Average RPI Win: **144**
 Average RPI Loss: **19**

WON-LOST
 RECORD

WINNING
 PCT. RANK

LAST 12
 GAMES

Through Games Of Sunday, January 22, 2012

STRENGTH OF
 SCHEDULE

OPP. STRENGTH
 OF SCHEDULE

TEAM
 RPI

ADJ.
 RPI

CONF.
 RPI

ADJ CONF.
 RPI

DIV. I ONLY	16- 4	24	9- 3	36	33	21	21	3	3
DIV. I NON-CONF.	11- 2	24	4- 1	95	64	40	40	5	5
TOTALS	RPI 1-25	RPI 26-50	W-L RECORDS	RPI 51-100	RPI 101-150	RPI 150+			
16- 4	2- 2	2- 2	OVERALL	1- 0	3- 0	8- 0			
9- 1	2- 1	2- 0	HOME	0- 0	1- 0	4- 0			
5- 1	0- 1	0- 0	AWAY	1- 0	1- 0	3- 0			
2- 2	0- 0	0- 2	NEUTRAL	0- 0	1- 0	1- 0			
11- 2	2- 0	0- 2	NON-CONFERENCE	0- 0	2- 0	7- 0			
7- 0	2- 0	0- 0	HOME	0- 0	1- 0	4- 0			
2- 0	0- 0	0- 0	AWAY	0- 0	0- 0	2- 0			
2- 2	0- 0	0- 2	NEUTRAL	0- 0	1- 0	1- 0			
5- 2	0- 2	2- 0	CONFERENCE	1- 0	1- 0	1- 0			
2- 1	0- 1	2- 0	HOME	0- 0	0- 0	0- 0			
3- 1	0- 1	0- 0	AWAY	1- 0	1- 0	1- 0			
0- 0	0- 0	0- 0	NEUTRAL	0- 0	0- 0	0- 0			

RPI	S	Opponent	Score
2	A	Tennessee	51 80
10	H	Kentucky	64 69
19	H	Georgia Tech	75 68
22	H	Southern California	67 60

RPI	S	Opponent	Score
31	N	Georgetown	56 64
32	H	Florida	61 55
34	N	Gonzaga	68 71
42	H	Arkansas	67 57

RPI	S	Opponent	Score
98	A	Mississippi St.	68 51

RPI	S	Opponent	Score
103	A	Auburn	70 45
105	H	Appalachian St.	81 37
137	N	Montana St.	63 49
162	A	Ole Miss	61 47
171	H	Furman	83 58
173	H	TCU	83 60
197	N	Northeastern	81 61
231	H	South Carolina St.	85 48
234	H	Col. of Charleston	73 48
256	A	Ga. Southern	68 49
321	A	Mercer	80 43

LAST 12 Division I GAMES:

162	A	Ole Miss	61 47	42	H	Arkansas	67 57
10	H	Kentucky	64 69	171	H	Furman	83 58
98	A	Mississippi St.	68 51	105	H	Appalachian St.	81 37
32	H	Florida	61 55	137	N	Montana St.	63 49
103	A	Auburn	70 45	34	N	Gonzaga	68 71
2	A	Tennessee	51 80	321	A	Mercer	80 43

Non-Div I Games:

Georgia

Loss, Non-Conf, S Site, H Home A Away N Neutral

Average RPI Win:	262	WON-LOST	WINNING	LAST 12	STRENGTH OF	OPP. STRENGTH	TEAM	ADJ.	CONF.	ADJ CONF.
Average RPI Loss:	94	RECORD	PCT. RANK	GAMES	SCHEDULE	OF SCHEDULE	RPI	RPI	RPI	RPI
DIV. I ONLY	6- 12	248	4- 8	91	188	207	207	7	7	
DIV. I NON-CONF.	6- 5	141	4- 2	113	315	244	244	7	7	
TOTALS	RPI 1-25	RPI 26-50	W-L RECORDS	RPI 51-100	RPI 101-150	RPI 150+				
6- 12	0- 1	0- 4	OVERALL	0- 3	1- 1	5- 3				
3- 7	0- 1	0- 3	HOME	0- 1	0- 1	3- 1				
2- 4	0- 0	0- 1	AWAY	0- 2	0- 0	2- 1				
1- 1	0- 0	0- 0	NEUTRAL	0- 0	1- 0	0- 1				
6- 5	0- 1	0- 0	NON-CONFERENCE	0- 2	1- 1	5- 1				
3- 3	0- 1	0- 0	HOME	0- 1	0- 1	3- 0				
2- 1	0- 0	0- 0	AWAY	0- 1	0- 0	2- 0				
1- 1	0- 0	0- 0	NEUTRAL	0- 0	1- 0	0- 1				
0- 7	0- 0	0- 4	CONFERENCE	0- 1	0- 0	0- 2				
0- 4	0- 0	0- 3	HOME	0- 0	0- 0	0- 1				
0- 3	0- 0	0- 1	AWAY	0- 1	0- 0	0- 1				
0- 0	0- 0	0- 0	NEUTRAL	0- 0	0- 0	0- 0				

RPI 1-25				RPI 26-50				RPI 51-100				RPI 101+ Team's RPI: 207			
RPI	S	Opponent	Score	RPI	S	Opponent	Score	RPI	S	Opponent	Score	RPI	S	Opponent	Score
19	H	Georgia Tech	50 85	28	H	James Madison	50 62	60	A	Florida St.	74 94	105	H	Appalachian St.	58 82
				45	H	Towson	52 56	68	A	Drexel	38 65	141	N	High Point	79 68
				46	A	Hofstra	67 80	87	H	Arizona	66 79	200	N	SIU Edwardsville	49 63
				46	H	Hofstra	71 86					214	A	Old Dominion	59 68
												214	H	Old Dominion	60 71
												220	H	Campbell	70 56
												264	H	Kennesaw St.	65 59
												283	A	Western Caro.	64 59
												325	H	Bethune-Cookman	66 50
												337	A	Jacksonville St.	68 60
LAST 12 Division I GAMES:															
				45	H	Towson	52 56	325	H	Bethune-Cookman	66 50				
				214	H	Old Dominion	60 71	337	A	Jacksonville St.	68 60				
				68	A	Drexel	38 65	200	N	SIU Edwardsville	49 63				
				46	A	Hofstra	67 80	141	N	High Point	79 68				
				28	H	James Madison	50 62	19	H	Georgia Tech	50 85				
				214	A	Old Dominion	59 68	264	H	Kennesaw St.	65 59				

Non-Div I Games:

Georgia St.

■ Loss,
 ■ Non-Conf, S Site,
 ■ Home
 ■ Away
 N Neutral

Georgia Tech

Through Games Of Sunday, January 22, 2012

Average RPI Win:	154	WON-LOST	WINNING	LAST 12	STRENGTH OF	OPP. STRENGTH	TEAM	ADJ.	CONF.	ADJ CONF.
Average RPI Loss:	13	RECORD	PCT. RANK	GAMES	SCHEDULE	OF SCHEDULE	RPI	RPI	RPI	RPI
DIV. I ONLY	14- 6	74	9- 3	12	54	19	19	6	6	
DIV. I NON-CONF.	10- 3	49	5- 0	18	154	27	27	4	4	
TOTALS	RPI 1-25	RPI 26-50	W-L RECORDS	RPI 51-100	RPI 101-150	RPI 150+				
14- 6	0- 6	2- 0	OVERALL	4- 0	1- 0	7- 0				
6- 2	0- 2	1- 0	HOME	0- 0	1- 0	4- 0				
6- 2	0- 2	1- 0	AWAY	3- 0	0- 0	2- 0				
2- 2	0- 2	0- 0	NEUTRAL	1- 0	0- 0	1- 0				
10- 3	0- 3	2- 0	NON-CONFERENCE	2- 0	0- 0	6- 0				
5- 0	0- 0	1- 0	HOME	0- 0	0- 0	4- 0				
3- 1	0- 1	1- 0	AWAY	1- 0	0- 0	1- 0				
2- 2	0- 2	0- 0	NEUTRAL	1- 0	0- 0	1- 0				
4- 3	0- 3	0- 0	CONFERENCE	2- 0	1- 0	1- 0				
1- 2	0- 2	0- 0	HOME	0- 0	1- 0	0- 0				
3- 1	0- 1	0- 0	AWAY	2- 0	0- 0	1- 0				
0- 0	0- 0	0- 0	NEUTRAL	0- 0	0- 0	0- 0				

RPI 1-25				Team's RPI: 19				RPI 26-50				RPI 51-100				RPI 101+			
RPI	S	Opponent	Score		RPI	S	Opponent	Score		RPI	S	Opponent	Score		RPI	S	Opponent	Score	
6	A	Maryland	74	77	33	H	Nebraska	73	57	52	A	North Carolina St.	76	66	106	H	Wake Forest	71	67
9	H	Duke	62	79	47	A	Middle Tenn.	58	47	60	A	Florida St.	79	55	191	A	Boston College	68	58
12	H	Miami (FL)	65	77						85	A	Marquette	74	63	200	N	SIU Edwardsville	80	38
13	N	Rutgers	40	59						95	N	Central Ark.	67	61	207	A	Georgia St.	85	50
17	N	Green Bay	62	67											214	H	Old Dominion	87	56
21	A	Georgia	68	75											264	H	Kennesaw St.	94	51
															284	H	N.C. A&T	74	57
															312	H	Alabama St.	97	37
LAST 12 Division I GAMES:																			
60	A	Florida St.	79	55	52	A	North Carolina St.	76	66										
9	H	Duke	62	79	284	H	N.C. A&T	74	57										
191	A	Boston College	68	58	95	N	Central Ark.	67	61										
106	H	Wake Forest	71	67	200	N	SIU Edwardsville	80	38										
12	H	Miami (FL)	65	77	207	A	Georgia St.	85	50										
6	A	Maryland	74	77	47	A	Middle Tenn.	58	47										

Non-Div I Games:

Georgia Tech

■ Loss,
 ■ Non-Conf, S Site,
 ■ Home
 ■ Away
 N Neutral

Gonzaga

Through Games Of Sunday, January 22, 2012

Average RPI Win:	165	WON-LOST	WINNING	LAST 12	STRENGTH OF	OPP. STRENGTH	TEAM	ADJ.	CONF.	ADJ CONF.
Average RPI Loss:	22	RECORD	PCT. RANK	GAMES	SCHEDULE	OF SCHEDULE	RPI	RPI	RPI	RPI
DIV. I ONLY	17- 3	14	11- 1	99	66	34	34	9	9	
DIV. I NON-CONF.	11- 2	24	5- 0	60	52	20	20	9	9	
TOTALS	RPI 1-25	RPI 26-50	W-L RECORDS	RPI 51-100	RPI 101-150	RPI 150+				
17- 3	1- 2	1- 1	OVERALL	2- 0	4- 0	9- 0				
7- 2	0- 1	1- 1	HOME	0- 0	2- 0	4- 0				
8- 1	0- 1	0- 0	AWAY	1- 0	2- 0	5- 0				
2- 0	1- 0	0- 0	NEUTRAL	1- 0	0- 0	0- 0				
11- 2	1- 2	1- 0	NON-CONFERENCE	2- 0	2- 0	5- 0				
6- 1	0- 1	1- 0	HOME	0- 0	2- 0	3- 0				
3- 1	0- 1	0- 0	AWAY	1- 0	0- 0	2- 0				
2- 0	1- 0	0- 0	NEUTRAL	1- 0	0- 0	0- 0				
6- 1	0- 0	0- 1	CONFERENCE	0- 0	2- 0	4- 0				
1- 1	0- 0	0- 1	HOME	0- 0	0- 0	1- 0				
5- 0	0- 0	0- 0	AWAY	0- 0	2- 0	3- 0				
0- 0	0- 0	0- 0	NEUTRAL	0- 0	0- 0	0- 0				

RPI 1-25				RPI 26-50				Team's RPI: 34				RPI 51-100				RPI 101+			
RPI	S	Opponent	Score	RPI	S	Opponent	Score	RPI	S	Opponent	Score	RPI	S	Opponent	Score	RPI	S	Opponent	Score
4	A	Stanford	61 76	39	H	St. Mary's (CA)	63 66	53	N	Dayton	82 76	103	A	San Diego	54 44				
21	N	Georgia	71 68	46	H	Hofstra	101 88	54	A	Washington St.	71 69	134	A	Pepperdine	79 50				
22	H	Southern California	51 58									143	H	Portland St.	99 69				
												146	H	Eastern Wash.	75 69				
												158	H	Saint Francis (PA)	92 50				
												159	A	Portland	80 65				
												193	H	Montana	70 54				
												195	A	Santa Clara	81 68				
												237	A	Cal St. Fullerton	73 60				
												259	A	Loyola Marymount	80 54				
												268	H	San Francisco	87 52				
												314	H	UC Riverside	83 56				
												324	A	Idaho	91 42				
LAST 12 Division I GAMES:																			
103	A	San Diego	54 44	158	H	Saint Francis (PA)	92 50												
195	A	Santa Clara	81 68	159	A	Portland	80 65												
39	H	St. Mary's (CA)	63 66	53	N	Dayton	82 76												
268	H	San Francisco	87 52	21	N	Georgia	71 68												
259	A	Loyola Marymount	80 54	314	H	UC Riverside	83 56												
134	A	Pepperdine	79 50	193	H	Montana	70 54												

Non-Div I Games:

Gonzaga

■ Loss,
 ■ Non-Conf, S Site,
 ■ Home
 ■ Away
 N Neutral

Grambling

Through Games Of Sunday, January 22, 2012

Average RPI Win:	235	WON-LOST	WINNING	LAST 12	STRENGTH OF	OPP. STRENGTH	TEAM	ADJ.	CONF.	ADJ CONF.
Average RPI Loss:	176	RECORD	PCT. RANK	GAMES	SCHEDULE	OF SCHEDULE	RPI	RPI	RPI	RPI
DIV. I ONLY	6- 10	233	5- 7	206	313	222	222	32	32	
DIV. I NON-CONF.	3- 6	238	2- 3	47	149	132	132	21	21	
TOTALS	RPI 1-25	RPI 26-50	W-L RECORDS	RPI 51-100	RPI 101-150	RPI 150+				
6- 10	0- 0	0- 2	OVERALL	0- 1	1- 0	5- 7				
3- 2	0- 0	0- 0	HOME	0- 0	0- 0	3- 2				
3- 7	0- 0	0- 2	AWAY	0- 1	1- 0	2- 4				
0- 1	0- 0	0- 0	NEUTRAL	0- 0	0- 0	0- 1				
3- 6	0- 0	0- 2	NON-CONFERENCE	0- 1	1- 0	2- 3				
2- 0	0- 0	0- 0	HOME	0- 0	0- 0	2- 0				
1- 6	0- 0	0- 2	AWAY	0- 1	1- 0	0- 3				
0- 0	0- 0	0- 0	NEUTRAL	0- 0	0- 0	0- 0				
3- 4	0- 0	0- 0	CONFERENCE	0- 0	0- 0	3- 4				
1- 2	0- 0	0- 0	HOME	0- 0	0- 0	1- 2				
2- 1	0- 0	0- 0	AWAY	0- 0	0- 0	2- 1				
0- 1	0- 0	0- 0	NEUTRAL	0- 0	0- 0	0- 1				

RPI 1-25				RPI 26-50				RPI 51-100				RPI 101+				Team's RPI: 222	
RPI	S	Opponent	Score	RPI	S	Opponent	Score	RPI	S	Opponent	Score	RPI	S	Opponent	Score		
				29	A	LSU	47 62	51	A	Texas	38 91	128	A	Oral Roberts	89 80		
				42	A	Arkansas	49 69					151	H	Sam Houston St.	64 52		
												162	A	Ole Miss	53 78		
												183	A	Stephen F. Austin	53 71		
												190	A	Tulsa	56 61		
												238	A	Alcorn St.	55 44		
												239	H	Alabama A&M	64 76		
												248	A	Southern U.	67 72		
												253	H	La.-Monroe	75 71		
												281	N	Prairie View	55 68		
												312	H	Alabama St.	62 48		
												327	A	Jackson St.	59 55		
												330	H	Texas Southern	51 54		
LAST 12 Division I GAMES:																	
				327	A	Jackson St.	59 55	312	H	Alabama St.	62 48						
				281	N	Prairie View	55 68	29	A	LSU	47 62						
				330	H	Texas Southern	51 54	51	A	Texas	38 91						
				238	A	Alcorn St.	55 44	190	A	Tulsa	56 61						
				248	A	Southern U.	67 72	128	A	Oral Roberts	89 80						
				239	H	Alabama A&M	64 76	151	H	Sam Houston St.	64 52						

Non-Div I Games: Paul Quinn 92 31

Grambling

■ Loss,
 ■ Non-Conf,
 ■ S Site,
 ■ H Home
 ■ A Away
 N Neutral

Average RPI Win:	156	WON-LOST	WINNING	LAST 12	STRENGTH OF	OPP. STRENGTH	TEAM	ADJ.	CONF.	ADJ CONF.
Average RPI Loss:	0	RECORD	PCT. RANK	GAMES	SCHEDULE	OF SCHEDULE	RPI	RPI	RPI	RPI
DIV. I ONLY	17- 0	1	12- 0	122	87	17	17	13	13	
DIV. I NON-CONF.	10- 0	1	5- 0	91	15	10	10	18	18	
TOTALS	RPI 1-25	RPI 26-50	W-L RECORDS	RPI 51-100	RPI 101-150	RPI 150+				
17- 0	1- 0	0- 0	OVERALL	2- 0	5- 0	9- 0				
9- 0	0- 0	0- 0	HOME	2- 0	2- 0	5- 0				
6- 0	0- 0	0- 0	AWAY	0- 0	2- 0	4- 0				
2- 0	1- 0	0- 0	NEUTRAL	0- 0	1- 0	0- 0				
10- 0	1- 0	0- 0	NON-CONFERENCE	2- 0	5- 0	2- 0				
5- 0	0- 0	0- 0	HOME	2- 0	2- 0	1- 0				
3- 0	0- 0	0- 0	AWAY	0- 0	2- 0	1- 0				
2- 0	1- 0	0- 0	NEUTRAL	0- 0	1- 0	0- 0				
7- 0	0- 0	0- 0	CONFERENCE	0- 0	0- 0	7- 0				
4- 0	0- 0	0- 0	HOME	0- 0	0- 0	4- 0				
3- 0	0- 0	0- 0	AWAY	0- 0	0- 0	3- 0				
0- 0	0- 0	0- 0	NEUTRAL	0- 0	0- 0	0- 0				

RPI S	Opponent	Score	RPI S	Opponent	Score	RPI S	Opponent	Score	RPI S	Opponent	Score
19 N	Georgia Tech	67 62				85 H	Marquette	66 50	107 N	Illinois	82 62
						92 H	Eastern Mich.	84 53	113 A	Toledo	72 65
									113 H	Toledo	84 68
									126 A	Wisconsin	65 49
									140 H	UNI	75 67
									155 H	Ill.-Chicago	80 63
									161 A	Detroit	68 59
									165 A	Wright St.	68 50
									198 H	Youngstown St.	75 50
									217 H	Loyola Chicago	76 49
									228 A	Milwaukee	88 53
									230 A	North Dakota St.	82 59
									242 H	Cleveland St.	80 58
									263 H	Ball St.	80 39
LAST 12 Division I GAMES:											
242 H	Cleveland St.	80 58	155 H	Ill.-Chicago	80 63	126 A	Wisconsin	65 49	263 H	Ball St.	80 39
198 H	Youngstown St.	75 50	113 A	Toledo	72 65	140 H	UNI	75 67	85 H	Marquette	66 50
161 A	Detroit	68 59									
165 A	Wright St.	68 50									
228 A	Milwaukee	88 53									
217 H	Loyola Chicago	76 49									

Non-Div I Games:

Green Bay

Average RPI Win:	210	WON-LOST	WINNING	LAST 12	STRENGTH OF	OPP. STRENGTH	TEAM	ADJ.	CONF.	ADJ CONF.
Average RPI Loss:	58	RECORD	PCT. RANK	GAMES	SCHEDULE	OF SCHEDULE	RPI	RPI	RPI	RPI
DIV. I ONLY	14- 3	22	10- 2	276	106	65	65	26	26	
DIV. I NON-CONF.	8- 3	74	4- 2	254	53	52	52	23	23	
TOTALS	RPI 1-25	RPI 26-50	W-L RECORDS	RPI 51-100	RPI 101-150	RPI 150+				
14- 3	0- 0	0- 2	OVERALL	1- 0	3- 1	10- 0				
6- 0	0- 0	0- 0	HOME	1- 0	1- 0	4- 0				
7- 3	0- 0	0- 2	AWAY	0- 0	1- 1	6- 0				
1- 0	0- 0	0- 0	NEUTRAL	0- 0	1- 0	0- 0				
8- 3	0- 0	0- 2	NON-CONFERENCE	0- 0	3- 1	5- 0				
2- 0	0- 0	0- 0	HOME	0- 0	1- 0	1- 0				
5- 3	0- 0	0- 2	AWAY	0- 0	1- 1	4- 0				
1- 0	0- 0	0- 0	NEUTRAL	0- 0	1- 0	0- 0				
6- 0	0- 0	0- 0	CONFERENCE	1- 0	0- 0	5- 0				
4- 0	0- 0	0- 0	HOME	1- 0	0- 0	3- 0				
2- 0	0- 0	0- 0	AWAY	0- 0	0- 0	2- 0				
0- 0	0- 0	0- 0	NEUTRAL	0- 0	0- 0	0- 0				

RPI S	Opponent	Score	RPI S	Opponent	Score	RPI S	Opponent	Score	RPI S	Opponent	Score
32	A Florida	46 63	40	A Tulane	53 66	81	H Howard	63 40	101	A UAB	38 43
									130	H UMBC	75 47
									144	N Central Mich.	77 51
									145	A Pittsburgh	60 37
									153	A Coppin St.	76 50
									191	A Boston College	71 63
									231	H South Carolina St.	73 41
									233	H East Carolina	76 48
									244	H Savannah St.	59 40
									252	H Norfolk St.	92 43
									255	A Morgan St.	83 51
									266	A Jacksonville	68 55
									286	A IPFW	79 62
									329	A Chicago St.	66 39
LAST 12 Division I GAMES:											
252	H Norfolk St.	92 43	144	N Central Mich.	77 51						
255	A Morgan St.	83 51	191	A Boston College	71 63						
153	A Coppin St.	76 50	101	A UAB	38 43						
81	H Howard	63 40	130	H UMBC	75 47						
233	H East Carolina	76 48	244	H Savannah St.	59 40						
40	A Tulane	53 66	231	H South Carolina St.	73 41						

Non-Div I Games:

Hampton

Average RPI Win:	189	WON-LOST	WINNING	LAST 12	STRENGTH OF	OPP. STRENGTH	TEAM	ADJ.	CONF.	ADJ CONF.
Average RPI Loss:	99	RECORD	PCT. RANK	GAMES	SCHEDULE	OF SCHEDULE	RPI	RPI	RPI	RPI
DIV. I ONLY	11- 10	163	5- 7	77	119	108	108	14	14	
DIV. I NON-CONF.	9- 5	97	3- 2	42	42	70	70	12	12	
TOTALS	RPI 1-25	RPI 26-50	W-L RECORDS	RPI 51-100	RPI 101-150	RPI 150+				
11- 10	0- 1	1- 3	OVERALL	0- 2	1- 2	9- 2				
7- 2	0- 0	1- 0	HOME	0- 0	1- 1	5- 1				
3- 8	0- 1	0- 3	AWAY	0- 2	0- 1	3- 1				
1- 0	0- 0	0- 0	NEUTRAL	0- 0	0- 0	1- 0				
9- 5	0- 1	1- 3	NON-CONFERENCE	0- 1	1- 0	7- 0				
6- 0	0- 0	1- 0	HOME	0- 0	1- 0	4- 0				
2- 5	0- 1	0- 3	AWAY	0- 1	0- 0	2- 0				
1- 0	0- 0	0- 0	NEUTRAL	0- 0	0- 0	1- 0				
2- 5	0- 0	0- 0	CONFERENCE	0- 1	0- 2	2- 2				
1- 2	0- 0	0- 0	HOME	0- 0	0- 1	1- 1				
1- 3	0- 0	0- 0	AWAY	0- 1	0- 1	1- 1				
0- 0	0- 0	0- 0	NEUTRAL	0- 0	0- 0	0- 0				

RPI 1-25				RPI 26-50				RPI 51-100				RPI 101+ Team's RPI: 108			
RPI	S	Opponent	Score	RPI	S	Opponent	Score	RPI	S	Opponent	Score	RPI	S	Opponent	Score
5	A	Notre Dame	43 98	36	A	Richmond	56 69	70	A	Providence	46 63	110	H	LIU Brooklyn	54 45
				37	A	St. John's (NY)	45 70	86	A	Boston U.	46 53	119	H	Albany (NY)	37 40
				46	H	Hofstra	61 59					130	A	UMBC	59 71
				48	A	Marist	51 57					166	H	Harvard	72 61
												173	N	TCU	64 60
												181	A	UCF	55 46
												191	H	Boston College	54 45
												199	H	Manhattan	64 45
												202	A	Binghamton	63 41
												203	A	New Hampshire	45 64
												215	H	Central Conn. St.	65 56
												260	H	Vermont	50 57
												276	A	Dartmouth	60 42
												318	H	Maine	64 52
LAST 12 Division I GAMES:															
				86	A	Boston U.	46 53					119	H	Albany (NY)	37 40
				318	H	Maine	64 52					70	A	Providence	46 63
				130	A	UMBC	59 71					166	H	Harvard	72 61
				202	A	Binghamton	63 41					36	A	Richmond	56 69
				260	H	Vermont	50 57					276	A	Dartmouth	60 42
				203	A	New Hampshire	45 64					191	H	Boston College	54 45

Non-Div I Games:

Hartford

 Loss,
 Non-Conf,
 S Site,
 H Home
 A Away
N Neutral

Harvard

Average RPI Win: 192	WON-LOST	WINNING	LAST 12	STRENGTH OF	OPP. STRENGTH	TEAM	ADJ.	CONF.	ADJ CONF.
Average RPI Loss: 137	RECORD	PCT. RANK	GAMES	SCHEDULE	OF SCHEDULE	RPI	RPI	RPI	RPI
DIV. I ONLY	8- 7	147	8- 4	261	101	166	166	15	15
DIV. I NON-CONF.	7- 7	160	7- 4	220	97	147	147	20	20

TOTALS	RPI 1-25	RPI 26-50	W-L RECORDS	RPI 51-100	RPI 101-150	RPI 150+
8- 7	0- 0	1- 0	OVERALL	1- 3	0- 2	6- 2
3- 2	0- 0	1- 0	HOME	1- 0	0- 1	1- 1
4- 4	0- 0	0- 0	AWAY	0- 3	0- 1	4- 0
1- 1	0- 0	0- 0	NEUTRAL	0- 0	0- 0	1- 1
7- 7	0- 0	1- 0	NON-CONFERENCE	1- 3	0- 2	5- 2
3- 2	0- 0	1- 0	HOME	1- 0	0- 1	1- 1
3- 4	0- 0	0- 0	AWAY	0- 3	0- 1	3- 0
1- 1	0- 0	0- 0	NEUTRAL	0- 0	0- 0	1- 1
1- 0	0- 0	0- 0	CONFERENCE	0- 0	0- 0	1- 0
0- 0	0- 0	0- 0	HOME	0- 0	0- 0	0- 0
1- 0	0- 0	0- 0	AWAY	0- 0	0- 0	1- 0
0- 0	0- 0	0- 0	NEUTRAL	0- 0	0- 0	0- 0

RPI S	Opponent	Score	RPI S	Opponent	Score	RPI S	Opponent	Score	RPI S	Opponent	Score
			37 H	St. John's (NY)	63 56	67 A	Iowa	81 90	108 A	Hartford	61 72
						70 A	Providence	60 71	123 H	Holy Cross	68 73
						86 H	Boston U.	62 57	173 A	TCU	56 44
						100 A	Minnesota	53 79	203 A	New Hampshire	69 62
									205 A	Massachusetts	68 47
									236 N	Butler	68 69
									238 N	Alcorn St.	78 55
									254 H	North Dakota	57 60
									276 A	Dartmouth	71 63
									319 H	Rhode Island	69 57

LAST 12 Division I GAMES:

254 H	North Dakota	57 60	100 A	Minnesota	53 79
276 A	Dartmouth	71 63	238 N	Alcorn St.	78 55
173 A	TCU	56 44	203 A	New Hampshire	69 62
205 A	Massachusetts	68 47	86 H	Boston U.	62 57
108 A	Hartford	61 72	123 H	Holy Cross	68 73
37 H	St. John's (NY)	63 56	319 H	Rhode Island	69 57

Non-Div I Games:

Harvard

Loss, Non-Conf, S Site, H Home A Away N Neutral

Hawaii

Average RPI Win: 228

Average RPI Loss: 109

WON-LOST

WINNING

LAST 12

Through Games Of Sunday, January 22, 2012

STRENGTH OF

OPP. STRENGTH

TEAM

ADJ.

CONF.

ADJ CONF.

RECORD

PCT. RANK

GAMES

SCHEDULE

OF SCHEDULE

RPI

RPI

RPI

RPI

DIV. I ONLY

6- 11

242

6- 6

82

163

223

223

25

25

DIV. I NON-CONF.

4- 10

265

4- 5

38

133

190

190

28

28

TOTALS

RPI 1-25

RPI 26-50

W-L RECORDS

RPI 51-100

RPI 101-150

RPI 150+

6- 11

0- 1

0- 2

OVERALL

0- 4

2- 1

4- 3

5- 9

0- 1

0- 2

HOME

0- 4

2- 1

3- 1

1- 2

0- 0

0- 0

AWAY

0- 0

0- 0

1- 2

0- 0

0- 0

0- 0

NEUTRAL

0- 0

0- 0

0- 0

4- 10

0- 1

0- 2

NON-CONFERENCE

0- 4

2- 1

2- 2

3- 9

0- 1

0- 2

HOME

0- 4

2- 1

1- 1

1- 1

0- 0

0- 0

AWAY

0- 0

0- 0

1- 1

0- 0

0- 0

0- 0

NEUTRAL

0- 0

0- 0

0- 0

2- 1

0- 0

0- 0

CONFERENCE

0- 0

0- 0

2- 1

2- 0

0- 0

0- 0

HOME

0- 0

0- 0

2- 0

0- 1

0- 0

0- 0

AWAY

0- 0

0- 0

0- 1

0- 0

0- 0

0- 0

NEUTRAL

0- 0

0- 0

0- 0

RPI 1-25

RPI 26-50

RPI 51-100

RPI 101+

Team's RPI: 223

RPI	S	Opponent	Score
23	H	DePaul	65 90

RPI	S	Opponent	Score
35	H	California	54 69
43	H	Virginia	43 60

RPI	S	Opponent	Score
51	H	Texas	50 71
52	H	North Carolina St.	54 84
66	H	Fla. Gulf Coast	52 72
91	H	UC Davis	57 62

RPI	S	Opponent	Score
116	H	San Diego St.	44 71
127	H	Denver	78 64
143	H	Portland St.	78 66
159	H	Portland	64 82
206	H	Louisiana Tech	61 46
238	H	Alcorn St.	66 63
274	A	Army	51 55
289	A	San Jose St.	67 83
323	H	New Mexico St.	51 48
333	A	Columbia	66 55

LAST 12 Division I GAMES:

323	H	New Mexico St.	51	48	91	H	UC Davis	57	62
206	H	Louisiana Tech	61	46	127	H	Denver	78	64
289	A	San Jose St.	67	83	143	H	Portland St.	78	66
52	H	North Carolina St.	54	84	333	A	Columbia	66	55
66	H	Fla. Gulf Coast	52	72	274	A	Army	51	55
238	H	Alcorn St.	66	63	51	H	Texas	50	71

Non-Div I Games: Hawaii Hilo 60 51

Hawaii

Loss, Non-Conf, S Site, H Home A Away N Neutral

High Point

Through Games Of Sunday, January 22, 2012

Average RPI Win:	213	WON-LOST	WINNING	LAST 12	STRENGTH OF	OPP. STRENGTH	TEAM	ADJ.	CONF.	ADJ CONF.
Average RPI Loss:	139	RECORD	PCT. RANK	GAMES	SCHEDULE	OF SCHEDULE	RPI	RPI	RPI	RPI
DIV. I ONLY	11- 6	92	8- 4	216	155	141	141	29	29	
DIV. I NON-CONF.	5- 6	189	2- 4	159	61	102	102	31	31	
TOTALS	RPI 1-25	RPI 26-50	W-L RECORDS	RPI 51-100	RPI 101-150	RPI 150+				
11- 6	0- 0	0- 1	OVERALL	1- 2	3- 1	7- 2				
7- 1	0- 0	0- 0	HOME	0- 0	2- 0	5- 1				
3- 2	0- 0	0- 1	AWAY	1- 1	0- 0	2- 0				
1- 3	0- 0	0- 0	NEUTRAL	0- 1	1- 1	0- 1				
5- 6	0- 0	0- 1	NON-CONFERENCE	1- 2	3- 1	1- 2				
3- 1	0- 0	0- 0	HOME	0- 0	2- 0	1- 1				
1- 2	0- 0	0- 1	AWAY	1- 1	0- 0	0- 0				
1- 3	0- 0	0- 0	NEUTRAL	0- 1	1- 1	0- 1				
6- 0	0- 0	0- 0	CONFERENCE	0- 0	0- 0	6- 0				
4- 0	0- 0	0- 0	HOME	0- 0	0- 0	4- 0				
2- 0	0- 0	0- 0	AWAY	0- 0	0- 0	2- 0				
0- 0	0- 0	0- 0	NEUTRAL	0- 0	0- 0	0- 0				

RPI 1-25				RPI 26-50				RPI 51-100				RPI 101+				Team's RPI: 141	
RPI	S	Opponent	Score	RPI	S	Opponent	Score	RPI	S	Opponent	Score	RPI	S	Opponent	Score		
				43	A	Virginia	41 67	56	A	Vanderbilt	54 70	109	N	Cincinnati	40 62		
								95	N	Central Ark.	56 69	130	N	UMBC	62 51		
								96	A	VCU	82 67	135	H	Davidson	82 69		
												145	H	Pittsburgh	82 75		
												152	A	Liberty	73 69		
												207	N	Georgia St.	68 79		
												220	H	Campbell	77 65		
												264	H	Longwood	73 51		
												269	A	Radford	81 65		
												296	H	Coastal Caro.	80 65		
												315	H	Gardner-Webb	63 41		
												321	H	Mercer	67 75		
												326	H	UNC Asheville	89 49		
LAST 12 Division I GAMES:																	
				296	H	Coastal Caro.	80 65	109	N	Cincinnati	40 62						
				220	H	Campbell	77 65	130	N	UMBC	62 51						
				269	A	Radford	81 65	95	N	Central Ark.	56 69						
				152	A	Liberty	73 69	207	N	Georgia St.	68 79						
				315	H	Gardner-Webb	63 41	56	A	Vanderbilt	54 70						
				326	H	UNC Asheville	89 49	145	H	Pittsburgh	82 75						

Non-Div I Games:

High Point

■ Loss,
 ■ Non-Conf,
 ■ S Site,
 ■ H Home
 ■ A Away
 N Neutral

Hofstra

Through Games Of Sunday, January 22, 2012

Average RPI Win:	151	WON-LOST	WINNING	LAST 12	STRENGTH OF	OPP. STRENGTH	TEAM	ADJ.	CONF.	ADJ CONF.
Average RPI Loss:	49	RECORD	PCT. RANK	GAMES	SCHEDULE	OF SCHEDULE	RPI	RPI	RPI	RPI
DIV. I ONLY	14- 4	31	9- 3	121	18	46	46	7	7	
DIV. I NON-CONF.	8- 3	74	3- 2	43	10	23	23	7	7	
TOTALS	RPI 1-25	RPI 26-50	W-L RECORDS	RPI 51-100	RPI 101-150	RPI 150+				
14- 4	1- 1	2- 2	OVERALL	1- 0	3- 1	7- 0				
7- 2	0- 1	2- 1	HOME	1- 0	1- 0	3- 0				
5- 2	0- 0	0- 1	AWAY	0- 0	1- 1	4- 0				
2- 0	1- 0	0- 0	NEUTRAL	0- 0	1- 0	0- 0				
8- 3	1- 1	2- 1	NON-CONFERENCE	0- 0	3- 1	2- 0				
4- 1	0- 1	2- 0	HOME	0- 0	1- 0	1- 0				
2- 2	0- 0	0- 1	AWAY	0- 0	1- 1	1- 0				
2- 0	1- 0	0- 0	NEUTRAL	0- 0	1- 0	0- 0				
6- 1	0- 0	0- 1	CONFERENCE	1- 0	0- 0	5- 0				
3- 1	0- 0	0- 1	HOME	1- 0	0- 0	2- 0				
3- 0	0- 0	0- 0	AWAY	0- 0	0- 0	3- 0				
0- 0	0- 0	0- 0	NEUTRAL	0- 0	0- 0	0- 0				

RPI 1-25				RPI 26-50				Team's RPI: 46	RPI 51-100				RPI 101+			
RPI	S	Opponent	Score	RPI	S	Opponent	Score		RPI	S	Opponent	Score	RPI	S	Opponent	Score
11	N	Kansas St.	64 54	28	H	James Madison	63 81		68	H	Drexel	76 65	108	A	Hartford	59 61
24	H	Princeton	69 74	34	A	Gonzaga	88 101						136	N	Drake	70 60
				37	H	St. John's (NY)	93 82						142	H	Seton Hall	94 74
				48	H	Marist	71 69						146	A	Eastern Wash.	90 69
													167	A	William & Mary	100 97
													197	H	Northeastern	72 66
													207	A	Georgia St.	86 71
													207	H	Georgia St.	80 67
													214	A	Old Dominion	81 68
													215	H	Central Conn. St.	67 60
													317	A	Saint Peter's	66 52
LAST 12 Division I GAMES:																
197	H	Northeastern	72 66	24	H	Princeton	69 74		207	A	Georgia St.	86 71				
28	H	James Madison	63 81	48	H	Marist	71 69									
214	A	Old Dominion	81 68	215	H	Central Conn. St.	67 60									
207	H	Georgia St.	80 67	317	A	Saint Peter's	66 52									
167	A	William & Mary	100 97	108	A	Hartford	59 61									
68	H	Drexel	76 65													

Non-Div I Games:

Hofstra

■ Loss,
 ■ Non-Conf, S Site,
 ■ Home
 ■ Away
 N Neutral

Holy Cross

Through Games Of Sunday, January 22, 2012

Average RPI Win:	214	WON-LOST	WINNING	LAST 12	STRENGTH OF	OPP. STRENGTH	TEAM	ADJ.	CONF.	ADJ CONF.
Average RPI Loss:	130	RECORD	PCT. RANK	GAMES	SCHEDULE	OF SCHEDULE	RPI	RPI	RPI	RPI
DIV. I ONLY	12- 8	113	8- 4	188	168	123	123	27	27	
DIV. I NON-CONF.	9- 6	116	5- 2	175	112	107	107	29	29	
TOTALS	RPI 1-25	RPI 26-50	W-L RECORDS	RPI 51-100	RPI 101-150	RPI 150+				
12- 8	0- 2	0- 0	OVERALL	1- 0	0- 2	11- 4				
6- 2	0- 0	0- 0	HOME	1- 0	0- 1	5- 1				
5- 6	0- 1	0- 0	AWAY	0- 0	0- 1	5- 3				
1- 0	0- 0	0- 0	NEUTRAL	0- 0	0- 0	1- 0				
9- 6	0- 2	0- 0	NON-CONFERENCE	1- 0	0- 1	8- 3				
5- 1	0- 0	0- 0	HOME	1- 0	0- 0	4- 1				
3- 5	0- 2	0- 0	AWAY	0- 0	0- 1	3- 2				
1- 0	0- 0	0- 0	NEUTRAL	0- 0	0- 0	1- 0				
3- 2	0- 0	0- 0	CONFERENCE	0- 0	0- 1	3- 1				
1- 1	0- 0	0- 0	HOME	0- 0	0- 1	1- 0				
2- 1	0- 0	0- 0	AWAY	0- 0	0- 0	2- 1				
0- 0	0- 0	0- 0	NEUTRAL	0- 0	0- 0	0- 0				

RPI 1-25				RPI 26-50				RPI 51-100				RPI 101+ Team's RPI: 123			
RPI	S	Opponent	Score	RPI	S	Opponent	Score	RPI	S	Opponent	Score	RPI	S	Opponent	Score
3	A	Connecticut	37 77					58	H	Quinnipiac	80 70	111	A	Yale	71 76
12	A	Miami (FL)	49 89									149	H	American	58 61
												166	A	Harvard	73 68
												174	A	Lehigh	60 75
												186	H	Fordham	43 54
												191	A	Boston College	58 67
												196	A	Brown	81 74
												197	H	Northeastern	70 68
												201	H	Bryant	82 62
												203	A	New Hampshire	61 50
												205	H	Massachusetts	76 64
												210	A	Navy	55 38
												215	A	Central Conn. St.	54 63
												255	N	Morgan St.	73 66
												258	A	Lafayette	75 61
												276	H	Dartmouth	65 63
												339	H	Bucknell	70 53
LAST 12 Division I GAMES:															
339	H	Bucknell	70 53	276	H	Dartmouth	65 63								
258	A	Lafayette	75 61	255	N	Morgan St.	73 66								
196	A	Brown	81 74	12	A	Miami (FL)	49 89								
149	H	American	58 61	201	H	Bryant	82 62								
210	A	Navy	55 38	191	A	Boston College	58 67								
174	A	Lehigh	60 75	197	H	Northeastern	70 68								

Non-Div I Games:

Holy Cross

■ Loss,
 ■ Non-Conf,
 S Site,
 ■ Home
 ■ Away
 N Neutral

Average RPI Win:	317	WON-LOST	WINNING	LAST 12	STRENGTH OF	OPP. STRENGTH	TEAM	ADJ.	CONF.	ADJ CONF.
Average RPI Loss:	155	RECORD	PCT. RANK	GAMES	SCHEDULE	OF SCHEDULE	RPI	RPI	RPI	RPI
DIV. I ONLY	2- 16	329	2- 10	162	214	316	316	11	11	
DIV. I NON-CONF.	1- 11	334	1- 5	241	204	328	328	16	16	
TOTALS	RPI 1-25	RPI 26-50	W-L RECORDS	RPI 51-100	RPI 101-150	RPI 150+				
2- 16	0- 0	0- 2	OVERALL	0- 2	0- 4	2- 8				
1- 10	0- 0	0- 1	HOME	0- 0	0- 4	1- 5				
1- 6	0- 0	0- 1	AWAY	0- 2	0- 0	1- 3				
0- 0	0- 0	0- 0	NEUTRAL	0- 0	0- 0	0- 0				
1- 11	0- 0	0- 2	NON-CONFERENCE	0- 1	0- 3	1- 5				
1- 7	0- 0	0- 1	HOME	0- 0	0- 3	1- 3				
0- 4	0- 0	0- 1	AWAY	0- 1	0- 0	0- 2				
0- 0	0- 0	0- 0	NEUTRAL	0- 0	0- 0	0- 0				
1- 5	0- 0	0- 0	CONFERENCE	0- 1	0- 1	1- 3				
0- 3	0- 0	0- 0	HOME	0- 0	0- 1	0- 2				
1- 2	0- 0	0- 0	AWAY	0- 1	0- 0	1- 1				
0- 0	0- 0	0- 0	NEUTRAL	0- 0	0- 0	0- 0				

RPI 1-25				RPI 26-50				RPI 51-100				RPI 101+				Team's RPI: 316	
RPI	S	Opponent	Score	RPI	S	Opponent	Score	RPI	S	Opponent	Score	RPI	S	Opponent	Score		
				31	A	Georgetown	36 66	73	A	UTEP	43 87	101	H	UAB	43 67		
				49	H	Texas Tech	58 88	97	A	Washington	60 85	111	H	Yale	62 80		
												112	H	McNeese St.	59 72		
												128	H	Oral Roberts	60 76		
												163	A	SMU	61 76		
												173	H	TCU	35 80		
												187	H	Marshall	41 65		
												190	H	Tulsa	48 77		
												206	H	Louisiana Tech	53 79		
												249	A	UTSA	59 70		
												290	A	New Mexico	44 70		
												292	A	Southern Miss.	56 49		
												323	H	New Mexico St.	62 63		
												342	H	Houston Baptist	83 60		
LAST 12 Division I GAMES:																	
				73	A	UTEP	43 87	290	A	New Mexico	44 70						
				190	H	Tulsa	48 77	97	A	Washington	60 85						
				101	H	UAB	43 67	342	H	Houston Baptist	83 60						
				163	A	SMU	61 76	206	H	Louisiana Tech	53 79						
				292	A	Southern Miss.	56 49	249	A	UTSA	59 70						
				187	H	Marshall	41 65	173	H	TCU	35 80						

Non-Div I Games:

Houston

■ Loss,
 ■ Non-Conf, S Site,
 ■ Home
 ■ Away
 N Neutral

Houston Baptist

Through Games Of Sunday, January 22, 2012

Average RPI Win:	0	WON-LOST	WINNING	LAST 12	STRENGTH OF	OPP. STRENGTH	TEAM	ADJ.	CONF.	ADJ CONF.
Average RPI Loss:	220	RECORD	PCT. RANK	GAMES	SCHEDULE	OF SCHEDULE	RPI	RPI	RPI	RPI
DIV. I ONLY	0- 17	340	0- 11	314	331	342	342	33	33	
DIV. I NON-CONF.	0- 15	337	0- 9	286	323	339	339	33	33	
TOTALS	RPI 1-25	RPI 26-50	W-L RECORDS	RPI 51-100	RPI 101-150	RPI 150+				
0- 17	0- 0	0- 0	OVERALL	0- 2	0- 2	0- 13				
0- 8	0- 0	0- 0	HOME	0- 0	0- 1	0- 7				
0- 8	0- 0	0- 0	AWAY	0- 2	0- 1	0- 5				
0- 1	0- 0	0- 0	NEUTRAL	0- 0	0- 0	0- 1				
0- 15	0- 0	0- 0	NON-CONFERENCE	0- 2	0- 2	0- 11				
0- 6	0- 0	0- 0	HOME	0- 0	0- 1	0- 5				
0- 8	0- 0	0- 0	AWAY	0- 2	0- 1	0- 5				
0- 1	0- 0	0- 0	NEUTRAL	0- 0	0- 0	0- 1				
0- 2	0- 0	0- 0	CONFERENCE	0- 0	0- 0	0- 2				
0- 2	0- 0	0- 0	HOME	0- 0	0- 0	0- 2				
0- 0	0- 0	0- 0	AWAY	0- 0	0- 0	0- 0				
0- 0	0- 0	0- 0	NEUTRAL	0- 0	0- 0	0- 0				

RPI S	Opponent	Score	RPI S	Opponent	Score	RPI S	Opponent	Score	RPI S	Opponent	Score	Team's RPI: 342
						73	A UTEP	53 82	121	A UMKC	45 92	
						76	A Iowa St.	33 73	139	H Lamar	40 73	
									151	H Sam Houston St.	51 69	
									183	H Stephen F. Austin	39 53	
									210	A Navy	31 67	
									213	A Texas St.	61 86	
									219	N George Washington	44 80	
									221	A Rice	42 75	
									260	H Vermont	47 60	
									290	H New Mexico	38 65	
									310	A Texas-Arlington	61 78	
									313	H NJIT	52 69	
									316	A Houston	60 83	
									320	H A&M-Corpus Christi	45 65	
									329	H Chicago St.	66 79	
LAST 12 Division I GAMES:												
329	H Chicago St.	66 79	290	H New Mexico	38 65							
313	H NJIT	52 69	316	A Houston	60 83							
151	H Sam Houston St.	51 69	219	N George Washington	44 80							
310	A Texas-Arlington	61 78	210	A Navy	31 67							
213	A Texas St.	61 86	183	H Stephen F. Austin	39 53							
139	H Lamar	40 73	320	H A&M-Corpus Christi	45 65							

Non-Div I Games: Huston-Tillotson 87 70

Houston Baptist

Loss, Non-Conf, S Site, H Home A Away N Neutral

Average RPI Win:	228	WON-LOST	WINNING	LAST 12	STRENGTH OF	OPP. STRENGTH	TEAM	ADJ.	CONF.	ADJ CONF.
Average RPI Loss:	85	RECORD	PCT. RANK	GAMES	SCHEDULE	OF SCHEDULE	RPI	RPI	RPI	RPI
DIV. I ONLY	13- 6	76	11- 1	181	143	81	81	26	26	
DIV. I NON-CONF.	8- 5	106	7- 0	79	80	37	37	23	23	
TOTALS	RPI 1-25	RPI 26-50	W-L RECORDS	RPI 51-100	RPI 101-150	RPI 150+				
13- 6	0- 2	0- 1	OVERALL	0- 1	2- 0	11- 2				
7- 0	0- 0	0- 0	HOME	0- 0	0- 0	7- 0				
5- 6	0- 2	0- 1	AWAY	0- 1	2- 0	3- 2				
1- 0	0- 0	0- 0	NEUTRAL	0- 0	0- 0	1- 0				
8- 5	0- 2	0- 1	NON-CONFERENCE	0- 0	2- 0	6- 2				
3- 0	0- 0	0- 0	HOME	0- 0	0- 0	3- 0				
4- 5	0- 2	0- 1	AWAY	0- 0	2- 0	2- 2				
1- 0	0- 0	0- 0	NEUTRAL	0- 0	0- 0	1- 0				
5- 1	0- 0	0- 0	CONFERENCE	0- 1	0- 0	5- 0				
4- 0	0- 0	0- 0	HOME	0- 0	0- 0	4- 0				
1- 1	0- 0	0- 0	AWAY	0- 1	0- 0	1- 0				
0- 0	0- 0	0- 0	NEUTRAL	0- 0	0- 0	0- 0				

RPI 1-25				RPI 26-50				RPI 51-100				RPI 101+ Team's RPI: 81			
RPI	S	Opponent	Score	RPI	S	Opponent	Score	RPI	S	Opponent	Score	RPI	S	Opponent	Score
1	A	Baylor	28 82	37	A	St. John's (NY)	48 63	65	A	Hampton	40 63	106	A	Wake Forest	63 59
14	A	Ohio St.	50 73									142	A	Seton Hall	63 44
												153	H	Coppin St.	63 52
												161	N	Detroit	60 58
												184	A	Akron	63 64
												192	H	Buffalo	81 57
												208	A	Loyola Maryland	56 62
												210	H	Navy	60 50
												224	A	Mt. St. Mary's	67 55
												246	A	Fairleigh Dickinson	66 56
												252	A	Norfolk St.	73 50
												284	H	N.C. A&T	65 57
												313	H	NJIT	58 31
												334	H	Delaware St.	59 49
												341	H	N.C. Central	67 26
LAST 12 Division I GAMES:															
341	H	N.C. Central	67 26	246	A	Fairleigh Dickinson	66 56								
284	H	N.C. A&T	65 57	142	A	Seton Hall	63 44								
252	A	Norfolk St.	73 50	192	H	Buffalo	81 57								
65	A	Hampton	40 63	106	A	Wake Forest	63 59								
313	H	NJIT	58 31	210	H	Navy	60 50								
224	A	Mt. St. Mary's	67 55	334	H	Delaware St.	59 49								

Non-Div I Games:

Howard

Average RPI Win:	217	WON-LOST	WINNING	LAST 12	STRENGTH OF	OPP. STRENGTH	TEAM	ADJ.	CONF.	ADJ CONF.
Average RPI Loss:	157	RECORD	PCT. RANK	GAMES	SCHEDULE	OF SCHEDULE	RPI	RPI	RPI	RPI
DIV. I ONLY	6- 12	248	4- 8	230	178	286	286	17	17	
DIV. I NON-CONF.	2- 8	292	1- 4	177	169	268	268	11	11	
TOTALS	RPI 1-25	RPI 26-50	W-L RECORDS	RPI 51-100	RPI 101-150	RPI 150+				
6- 12	0- 1	0- 0	OVERALL	0- 3	2- 1	4- 7				
6- 4	0- 0	0- 0	HOME	0- 1	2- 0	4- 3				
0- 8	0- 1	0- 0	AWAY	0- 2	0- 1	0- 4				
0- 0	0- 0	0- 0	NEUTRAL	0- 0	0- 0	0- 0				
2- 8	0- 1	0- 0	NON-CONFERENCE	0- 2	0- 1	2- 4				
2- 3	0- 0	0- 0	HOME	0- 1	0- 0	2- 2				
0- 5	0- 1	0- 0	AWAY	0- 1	0- 1	0- 2				
0- 0	0- 0	0- 0	NEUTRAL	0- 0	0- 0	0- 0				
4- 4	0- 0	0- 0	CONFERENCE	0- 1	2- 0	2- 3				
4- 1	0- 0	0- 0	HOME	0- 0	2- 0	2- 1				
0- 3	0- 0	0- 0	AWAY	0- 1	0- 0	0- 2				
0- 0	0- 0	0- 0	NEUTRAL	0- 0	0- 0	0- 0				

RPI 1-25				RPI 26-50				RPI 51-100				RPI 101+ Team's RPI: 286			
RPI	S	Opponent	Score	RPI	S	Opponent	Score	RPI	S	Opponent	Score	RPI	S	Opponent	Score
20	A	Purdue	36 73					65	H	Hampton	62 79	109	A	Cincinnati	42 74
								78	A	South Dakota St.	58 81	121	H	UMKC	82 76
								83	A	Michigan St.	56 62	131	H	South Dakota	65 63
												161	A	Detroit	60 90
												172	H	Oakland	47 67
												198	H	Youngstown St.	81 91
												200	H	SIU Edwardsville	57 72
												230	A	North Dakota St.	70 77
												236	H	Butler	68 60
												264	H	Longwood	73 54
												270	A	Southern Utah	68 80
												271	H	Western Ill.	73 54
												280	H	IUPUI	59 50
												299	A	Valparaiso	43 64
LAST 12 Division I GAMES:															
270	A	Southern Utah	68 80	230	A	North Dakota St.	70 77								
264	H	Longwood	73 54	20	A	Purdue	36 73								
172	H	Oakland	47 67	161	A	Detroit	60 90								
280	H	IUPUI	59 50	200	H	SIU Edwardsville	57 72								
271	H	Western Ill.	73 54	299	A	Valparaiso	43 64								
78	A	South Dakota St.	58 81	121	H	UMKC	82 76								

Non-Div I Games: Grace (IN) 71 54

IPFW

■ Loss,
■ Non-Conf,
■ S Site,
■ H Home
■ A Away
N Neutral

Average RPI Win:	215	WON-LOST	WINNING	LAST 12	STRENGTH OF	OPP. STRENGTH	TEAM	ADJ.	CONF.	ADJ CONF.
Average RPI Loss:	162	RECORD	PCT. RANK	GAMES	SCHEDULE	OF SCHEDULE	RPI	RPI	RPI	RPI
DIV. I ONLY	6- 12	248	2- 8	264	171	280	280	17	17	
DIV. I NON-CONF.	3- 7	260	0- 4	215	166	266	266	11	11	
TOTALS	RPI 1-25	RPI 26-50	W-L RECORDS	RPI 51-100	RPI 101-150	RPI 150+				
6- 12	0- 1	0- 1	OVERALL	0- 1	2- 3	4- 6				
4- 4	0- 0	0- 0	HOME	0- 1	1- 1	3- 2				
0- 8	0- 1	0- 1	AWAY	0- 0	0- 2	0- 4				
2- 0	0- 0	0- 0	NEUTRAL	0- 0	1- 0	1- 0				
3- 7	0- 1	0- 1	NON-CONFERENCE	0- 0	1- 2	2- 3				
1- 2	0- 0	0- 0	HOME	0- 0	0- 1	1- 1				
0- 5	0- 1	0- 1	AWAY	0- 0	0- 1	0- 2				
2- 0	0- 0	0- 0	NEUTRAL	0- 0	1- 0	1- 0				
3- 5	0- 0	0- 0	CONFERENCE	0- 1	1- 1	2- 3				
3- 2	0- 0	0- 0	HOME	0- 1	1- 0	2- 1				
0- 3	0- 0	0- 0	AWAY	0- 0	0- 1	0- 2				
0- 0	0- 0	0- 0	NEUTRAL	0- 0	0- 0	0- 0				

RPI 1-25				RPI 26-50				RPI 51-100				RPI 101+ Team's RPI: 280			
RPI	S	Opponent	Score	RPI	S	Opponent	Score	RPI	S	Opponent	Score	RPI	S	Opponent	Score
20	A	Purdue	45 75	27	A	Kansas	50 71	78	H	South Dakota St.	63 74	114	H	Eastern Ill.	49 64
												121	A	UMKC	55 63
												128	H	Oral Roberts	72 48
												139	N	Lamar	61 34
												150	A	Indiana St.	40 65
												172	A	Oakland	50 54
												182	N	Fla. Atlantic	74 64
												185	H	Indiana	64 65
												230	H	North Dakota St.	49 39
												236	A	Butler	50 58
												270	H	Southern Utah	56 49
												271	H	Western Ill.	60 65
												285	A	Southern Ill.	63 77
												286	A	IPFW	50 59
												340	H	St. Francis (NY)	75 56
LAST 12 Division I GAMES:															
121	A	UMKC	55 63	236	A	Butler	50 58								
270	H	Southern Utah	56 49	114	H	Eastern Ill.	49 64								
128	H	Oral Roberts	72 48	185	H	Indiana	64 65								
286	A	IPFW	50 59	285	A	Southern Ill.	63 77								
172	A	Oakland	50 54	78	H	South Dakota St.	63 74								
271	H	Western Ill.	60 65	230	H	North Dakota St.	49 39								

Non-Div I Games: Marygrove 82 43 Trine 79 24

IUPUI

Loss, Non-Conf, S Site, H Home A Away N Neutral

Idaho

Through Games Of Sunday, January 22, 2012

Average RPI Win:	281	WON-LOST	WINNING	LAST 12	STRENGTH OF	OPP. STRENGTH	TEAM	ADJ.	CONF.	ADJ CONF.
Average RPI Loss:	183	RECORD	PCT. RANK	GAMES	SCHEDULE	OF SCHEDULE	RPI	RPI	RPI	RPI
DIV. I ONLY	3- 14	312	2- 9	253	286	324	324	25	25	
DIV. I NON-CONF.	3- 11	289	2- 6	251	298	324	324	28	28	
TOTALS	RPI 1-25	RPI 26-50	W-L RECORDS	RPI 51-100	RPI 101-150	RPI 150+				
3- 14	0- 0	0- 1	OVERALL	0- 3	0- 2	3- 8				
1- 6	0- 0	0- 1	HOME	0- 2	0- 0	1- 3				
0- 6	0- 0	0- 0	AWAY	0- 1	0- 1	0- 4				
2- 2	0- 0	0- 0	NEUTRAL	0- 0	0- 1	2- 1				
3- 11	0- 0	0- 1	NON-CONFERENCE	0- 2	0- 2	3- 6				
1- 5	0- 0	0- 1	HOME	0- 1	0- 0	1- 3				
0- 4	0- 0	0- 0	AWAY	0- 1	0- 1	0- 2				
2- 2	0- 0	0- 0	NEUTRAL	0- 0	0- 1	2- 1				
0- 3	0- 0	0- 0	CONFERENCE	0- 1	0- 0	0- 2				
0- 1	0- 0	0- 0	HOME	0- 1	0- 0	0- 0				
0- 2	0- 0	0- 0	AWAY	0- 0	0- 0	0- 2				
0- 0	0- 0	0- 0	NEUTRAL	0- 0	0- 0	0- 0				

RPI S	Opponent	Score	RPI S	Opponent	Score	RPI S	Opponent	Score	RPI S	Opponent	Score	Team's RPI: 324
			34 H	Gonzaga	42 91	63 H	Fresno St.	49 72	134 N	Pepperdine	48 57	
						89 A	Colorado	59 68	146 A	Eastern Wash.	61 76	
						97 H	Washington	49 66	160 H	Seattle	72 80	
									193 A	Montana	57 64	
									206 A	Louisiana Tech	54 66	
									254 A	North Dakota	54 84	
									254 H	North Dakota	68 78	
									254 N	North Dakota	53 50	
									292 N	Southern Miss.	62 63	
									294 N	Morehead St.	71 45	
									295 H	Wyoming	65 59	
									314 H	UC Riverside	57 70	
									323 A	New Mexico St.	47 61	
LAST 12 Division I GAMES:												
			63 H	Fresno St.	49 72	254 N	North Dakota	53 50				
			323 A	New Mexico St.	47 61	146 A	Eastern Wash.	61 76				
			206 A	Louisiana Tech	54 66	295 H	Wyoming	65 59				
			160 H	Seattle	72 80	314 H	UC Riverside	57 70				
			254 H	North Dakota	68 78	89 A	Colorado	59 68				
			292 N	Southern Miss.	62 63	97 H	Washington	49 66				

Non-Div I Games: Carroll (MT) 63 40 Corban 77 74

Idaho

Loss, Non-Conf, S Site, H Home A Away N Neutral

Average RPI Win:	200	WON-LOST	WINNING	LAST 12	STRENGTH OF	OPP. STRENGTH	TEAM	ADJ.	CONF.	ADJ CONF.
Average RPI Loss:	131	RECORD	PCT. RANK	GAMES	SCHEDULE	OF SCHEDULE	RPI	RPI	RPI	RPI
DIV. I ONLY	12- 5	69	8- 2	76	283	62	62	16	16	
DIV. I NON-CONF.	6- 5	141	2- 2	46	293	48	48	14	14	
TOTALS	RPI 1-25	RPI 26-50	W-L RECORDS	RPI 51-100	RPI 101-150	RPI 150+				
12- 5	0- 0	0- 1	OVERALL	2- 1	3- 2	7- 1				
5- 1	0- 0	0- 0	HOME	0- 0	2- 1	3- 0				
4- 3	0- 0	0- 0	AWAY	0- 1	1- 1	3- 1				
3- 1	0- 0	0- 1	NEUTRAL	2- 0	0- 0	1- 0				
6- 5	0- 0	0- 1	NON-CONFERENCE	2- 1	1- 2	3- 1				
2- 1	0- 0	0- 0	HOME	0- 0	1- 1	1- 0				
1- 3	0- 0	0- 0	AWAY	0- 1	0- 1	1- 1				
3- 1	0- 0	0- 1	NEUTRAL	2- 0	0- 0	1- 0				
6- 0	0- 0	0- 0	CONFERENCE	0- 0	2- 0	4- 0				
3- 0	0- 0	0- 0	HOME	0- 0	1- 0	2- 0				
3- 0	0- 0	0- 0	AWAY	0- 0	1- 0	2- 0				
0- 0	0- 0	0- 0	NEUTRAL	0- 0	0- 0	0- 0				

RPI 1-25			RPI 26-50			RPI 51-100			Team's RPI: 62	RPI 101+		
RPI	S	Opponent	Score	RPI	S	Opponent	Score	RPI	S	Opponent	Score	RPI
				40	N	Tulane	37 45	59	N	Chattanooga	65 62	117
								73	A	UTEP	63 79	131
								88	N	South Fla.	76 63	137
										138	H	Utah St.
										143	H	Portland St.
										154	H	Northern Colo.
										193	A	Montana
										244	H	Boise St.
										291	H	Sacramento St.
										293	A	Utah Valley
										297	A	Northern Ariz.
										323	A	New Mexico St.
										327	N	Jackson St.
LAST 12 Division I GAMES:												
297	A	Northern Ariz.	49 44	131	H	South Dakota	54 66					
143	H	Portland St.	78 63	138	H	Utah St.	67 65					
291	H	Sacramento St.	78 57	117	A	Utah	31 56					
193	A	Montana	58 51	327	N	Jackson St.	47 36					
137	A	Montana St.	59 58	88	N	South Fla.	76 63					
154	H	Northern Colo.	57 52	40	N	Tulane	37 45					

Non-Div I Games: Okla. Panhandle 90 48 Great Falls 86 42

Idaho St.

■ Loss,
■ Non-Conf, S Site,
■ Home
■ Away
N Neutral

Ill.-Chicago

Through Games Of Sunday, January 22, 2012

Average RPI Win: 220	WON-LOST	WINNING	LAST 12	STRENGTH OF	OPP. STRENGTH	TEAM	ADJ.	CONF.	ADJ CONF.
Average RPI Loss: 153	RECORD	PCT. RANK	GAMES	SCHEDULE	OF SCHEDULE	RPI	RPI	RPI	RPI
DIV. I ONLY	10- 7	120	7- 4	195	254	155	155	13	13
DIV. I NON-CONF.	5- 4	136	2- 1	216	288	156	156	18	18
TOTALS	RPI 1-25	RPI 26-50	W-L RECORDS	RPI 51-100	RPI 101-150	RPI 150+			
10- 7	0- 1	0- 0	OVERALL	0- 0	2- 2	8- 4			
7- 2	0- 0	0- 0	HOME	0- 0	2- 1	5- 1			
3- 5	0- 1	0- 0	AWAY	0- 0	0- 1	3- 3			
0- 0	0- 0	0- 0	NEUTRAL	0- 0	0- 0	0- 0			
5- 4	0- 0	0- 0	NON-CONFERENCE	0- 0	2- 2	3- 2			
4- 1	0- 0	0- 0	HOME	0- 0	2- 1	2- 0			
1- 3	0- 0	0- 0	AWAY	0- 0	0- 1	1- 2			
0- 0	0- 0	0- 0	NEUTRAL	0- 0	0- 0	0- 0			
5- 3	0- 1	0- 0	CONFERENCE	0- 0	0- 0	5- 2			
3- 1	0- 0	0- 0	HOME	0- 0	0- 0	3- 1			
2- 2	0- 1	0- 0	AWAY	0- 0	0- 0	2- 1			
0- 0	0- 0	0- 0	NEUTRAL	0- 0	0- 0	0- 0			

RPI 1-25				RPI 26-50				RPI 51-100				RPI 101+ Team's RPI: 155			
RPI	S	Opponent	Score	RPI	S	Opponent	Score	RPI	S	Opponent	Score	RPI	S	Opponent	Score
17	A	Green Bay	63 80									114	H	Eastern Ill.	66 50
												122	A	Illinois St.	56 77
												136	H	Drake	61 48
												150	H	Indiana St.	59 75
												161	H	Detroit	66 59
												165	H	Wright St.	60 62
												172	A	Oakland	45 48
												198	A	Youngstown St.	77 68
												200	A	SIU Edwardsville	57 63
												228	A	Milwaukee	67 41
												236	H	Butler	77 42
												241	A	Northern Ill.	49 47
												242	A	Cleveland St.	80 83
												261	H	Saint Louis	68 60
												299	H	Valparaiso	54 43
												328	H	Southeast Mo. St.	69 54
LAST 12 Division I GAMES:															
299	H	Valparaiso	54 43	228	A	Milwaukee	67 41								
236	H	Butler	77 42	17	A	Green Bay	63 80								
198	A	Youngstown St.	77 68	114	H	Eastern Ill.	66 50								
242	A	Cleveland St.	80 83	241	A	Northern Ill.	49 47								
165	H	Wright St.	60 62	172	A	Oakland	45 48								
161	H	Detroit	66 59	150	H	Indiana St.	59 75								

Non-Div I Games: Roosevelt 78 58 Central Methodist 67 46

Ill.-Chicago

■ Loss,
 ■ Non-Conf, S Site,
 ■ Home
 ■ Away
 N Neutral

Average RPI Win:	179	WON-LOST	WINNING	LAST 12	STRENGTH OF	OPP. STRENGTH	TEAM	ADJ.	CONF.	ADJ CONF.
Average RPI Loss:	52	RECORD	PCT. RANK	GAMES	SCHEDULE	OF SCHEDULE	RPI	RPI	RPI	RPI
DIV. I ONLY	6- 14	270	3- 9	7	76	107	107	4	4	
DIV. I NON-CONF.	6- 7	181	3- 2	9	165	115	115	3	3	
TOTALS	RPI 1-25	RPI 26-50	W-L RECORDS	RPI 51-100	RPI 101-150	RPI 150+				
6- 14	0- 4	0- 4	OVERALL	1- 4	2- 2	3- 0				
2- 5	0- 2	0- 2	HOME	1- 0	0- 1	1- 0				
3- 5	0- 1	0- 1	AWAY	0- 2	1- 1	2- 0				
1- 4	0- 1	0- 1	NEUTRAL	0- 2	1- 0	0- 0				
6- 7	0- 1	0- 3	NON-CONFERENCE	1- 2	2- 1	3- 0				
2- 1	0- 0	0- 1	HOME	1- 0	0- 0	1- 0				
3- 2	0- 0	0- 1	AWAY	0- 0	1- 1	2- 0				
1- 4	0- 1	0- 1	NEUTRAL	0- 2	1- 0	0- 0				
0- 7	0- 3	0- 1	CONFERENCE	0- 2	0- 1	0- 0				
0- 4	0- 2	0- 1	HOME	0- 0	0- 1	0- 0				
0- 3	0- 1	0- 0	AWAY	0- 2	0- 0	0- 0				
0- 0	0- 0	0- 0	NEUTRAL	0- 0	0- 0	0- 0				

RPI S	Opponent	Score	RPI S	Opponent	Score	RPI S	Opponent	Score	RPI S	Opponent	Score	Team's RPI: 107
14	A Ohio St.	84 96	30	H Penn St.	65 71	53	N Dayton	66 80	122	A Illinois St.	66 56	
16	H Michigan	50 70	35	A California	56 80	64	N Arizona St.	50 51	123	A Oregon	74 77	
17	N Green Bay	62 82	41	H South Carolina	52 71	67	A Iowa	62 69	126	H Wisconsin	67 70	
20	H Purdue	63 64	49	N Texas Tech	64 70	77	A Northwestern	58 59	137	N Montana St.	68 56	
						93	H Memphis	62 54	239	H Alabama A&M	83 65	
									242	A Cleveland St.	72 42	
									243	A Clemson	61 50	
LAST 12 Division I GAMES:												
14	A Ohio St.	84 96	16	H Michigan	50 70							
30	H Penn St.	65 71	239	H Alabama A&M	83 65							
77	A Northwestern	58 59	53	N Dayton	66 80							
126	H Wisconsin	67 70	137	N Montana St.	68 56							
67	A Iowa	62 69	49	N Texas Tech	64 70							
20	H Purdue	63 64	122	A Illinois St.	66 56							

Non-Div I Games:

Illinois

Average RPI Win:	208	WON-LOST	WINNING	LAST 12	STRENGTH OF	OPP. STRENGTH	TEAM	ADJ.	CONF.	ADJ CONF.
Average RPI Loss:	86	RECORD	PCT. RANK	GAMES	SCHEDULE	OF SCHEDULE	RPI	RPI	RPI	RPI
DIV. I ONLY	10- 8	130	6- 6	125	97	122	122	10	10	
DIV. I NON-CONF.	5- 6	189	1- 4	84	62	96	96	10	10	
TOTALS	RPI 1-25	RPI 26-50	W-L RECORDS	RPI 51-100	RPI 101-150	RPI 150+				
10- 8	0- 2	0- 0	OVERALL	1- 2	2- 4	7- 0				
7- 2	0- 1	0- 0	HOME	1- 0	1- 1	5- 0				
2- 6	0- 1	0- 0	AWAY	0- 2	1- 3	1- 0				
1- 0	0- 0	0- 0	NEUTRAL	0- 0	0- 0	1- 0				
5- 6	0- 2	0- 0	NON-CONFERENCE	0- 2	0- 2	5- 0				
3- 2	0- 1	0- 0	HOME	0- 0	0- 1	3- 0				
1- 4	0- 1	0- 0	AWAY	0- 2	0- 1	1- 0				
1- 0	0- 0	0- 0	NEUTRAL	0- 0	0- 0	1- 0				
5- 2	0- 0	0- 0	CONFERENCE	1- 0	2- 2	2- 0				
4- 0	0- 0	0- 0	HOME	1- 0	1- 0	2- 0				
1- 2	0- 0	0- 0	AWAY	0- 0	1- 2	0- 0				
0- 0	0- 0	0- 0	NEUTRAL	0- 0	0- 0	0- 0				

RPI 1-25				RPI 26-50				RPI 51-100				RPI 101+ Team's RPI: 122			
RPI	S	Opponent	Score	RPI	S	Opponent	Score	RPI	S	Opponent	Score	RPI	S	Opponent	Score
16	A	Michigan	59 76					64	A	Arizona St.	54 77	107	H	Illinois	56 66
23	H	DePaul	54 73					77	A	Northwestern	62 69	114	A	Eastern Ill.	69 83
								99	H	Creighton	79 66	136	H	Drake	71 67
												140	A	UNI	73 79
												147	A	Bradley	67 65
												150	A	Indiana St.	53 67
												155	H	Ill.-Chicago	77 56
												232	H	Western Ky.	71 45
												235	N	Arkansas St.	78 50
												241	H	Northern Ill.	81 62
												263	A	Ball St.	63 52
												285	H	Southern Ill.	75 51
												287	H	Evansville	62 49
LAST 12 Division I GAMES:															
99	H	Creighton	79 66	285	H	Southern Ill.	75 51	16	A	Michigan	59 76				
136	H	Drake	71 67					23	H	DePaul	54 73				
140	A	UNI	73 79					232	H	Western Ky.	71 45				
147	A	Bradley	67 65					107	H	Illinois	56 66				
150	A	Indiana St.	53 67					64	A	Arizona St.	54 77				
287	H	Evansville	62 49												

Non-Div I Games:

Illinois St.

Indiana

Average RPI Win: **282**
 Average RPI Loss: **80**

WON-LOST
 RECORD

WINNING
 PCT. RANK

LAST 12
 GAMES

Through Games Of Sunday, January 22, 2012

STRENGTH OF
 SCHEDULE

OPP. STRENGTH
 OF SCHEDULE

TEAM
 RPI

ADJ.
 RPI

CONF.
 RPI

ADJ CONF.
 RPI

DIV. I ONLY	5- 15	296	3- 9	50	109	185	185	4	4
DIV. I NON-CONF.	5- 8	220	3- 2	107	197	243	243	3	3
TOTALS	RPI 1-25	RPI 26-50	W-L RECORDS	RPI 51-100	RPI 101-150	RPI 150+			
5- 15	0- 2	0- 4	OVERALL	0- 6	0- 2	5- 1			
2- 6	0- 1	0- 1	HOME	0- 2	0- 1	2- 1			
2- 8	0- 1	0- 3	AWAY	0- 4	0- 0	2- 0			
1- 1	0- 0	0- 0	NEUTRAL	0- 0	0- 1	1- 0			
5- 8	0- 0	0- 3	NON-CONFERENCE	0- 2	0- 2	5- 1			
2- 3	0- 0	0- 1	HOME	0- 0	0- 1	2- 1			
2- 4	0- 0	0- 2	AWAY	0- 2	0- 0	2- 0			
1- 1	0- 0	0- 0	NEUTRAL	0- 0	0- 1	1- 0			
0- 7	0- 2	0- 1	CONFERENCE	0- 4	0- 0	0- 0			
0- 3	0- 1	0- 0	HOME	0- 2	0- 0	0- 0			
0- 4	0- 1	0- 1	AWAY	0- 2	0- 0	0- 0			
0- 0	0- 0	0- 0	NEUTRAL	0- 0	0- 0	0- 0			

RPI 1-25				RPI 26-50				RPI 51-100				RPI 101+ Team's RPI: 185			
RPI	S	Opponent	Score	RPI	S	Opponent	Score	RPI	S	Opponent	Score	RPI	S	Opponent	Score
16	A	Michigan	48 66	26	A	St. Bonaventure	45 65	77	H	Northwestern	61 69	113	H	Toledo	58 69
20	H	Purdue	60 82	33	A	Nebraska	48 62	83	A	Michigan St.	47 67	145	N	Pittsburgh	72 77
				38	H	Oklahoma St.	72 83	83	H	Michigan St.	49 63	212	N	Colorado St.	47 39
				43	A	Virginia	49 65	84	A	Miami (OH)	72 77	241	H	Northern Ill.	59 60
								95	A	Central Ark.	46 58	280	A	IUPUI	65 64
								100	A	Minnesota	43 84	288	A	Belmont	63 52
												311	H	Murray St.	70 67
												320	H	A&M-Corpus Christi	80 58
LAST 12 Division I GAMES:															
16	A	Michigan	48 66	83	H	Michigan St.	49 63								
20	H	Purdue	60 82	320	H	A&M-Corpus Christi	80 58								
83	A	Michigan St.	47 67	212	N	Colorado St.	47 39								
77	H	Northwestern	61 69	145	N	Pittsburgh	72 77								
33	A	Nebraska	48 62	241	H	Northern Ill.	59 60								
100	A	Minnesota	43 84	280	A	IUPUI	65 64								

Non-Div I Games:

Indiana

Loss, Non-Conf, S Site, H Home A Away N Neutral

Average RPI Win:	213	WON-LOST	WINNING	LAST 12	STRENGTH OF	OPP. STRENGTH	TEAM	ADJ.	CONF.	ADJ CONF.
Average RPI Loss:	123	RECORD	PCT. RANK	GAMES	SCHEDULE	OF SCHEDULE	RPI	RPI	RPI	RPI
DIV. I ONLY	10- 9	155	6- 6	140	158	150	150	10	10	
DIV. I NON-CONF.	6- 6	160	2- 3	97	200	135	135	10	10	
TOTALS	RPI 1-25	RPI 26-50	W-L RECORDS	RPI 51-100	RPI 101-150	RPI 150+				
10- 9	0- 2	0- 0	OVERALL	0- 2	3- 3	7- 2				
7- 3	0- 0	0- 0	HOME	0- 2	2- 1	5- 0				
3- 6	0- 2	0- 0	AWAY	0- 0	1- 2	2- 2				
0- 0	0- 0	0- 0	NEUTRAL	0- 0	0- 0	0- 0				
6- 6	0- 2	0- 0	NON-CONFERENCE	0- 1	1- 1	5- 2				
4- 1	0- 0	0- 0	HOME	0- 1	1- 0	3- 0				
2- 5	0- 2	0- 0	AWAY	0- 0	0- 1	2- 2				
0- 0	0- 0	0- 0	NEUTRAL	0- 0	0- 0	0- 0				
4- 3	0- 0	0- 0	CONFERENCE	0- 1	2- 2	2- 0				
3- 2	0- 0	0- 0	HOME	0- 1	1- 1	2- 0				
1- 1	0- 0	0- 0	AWAY	0- 0	1- 1	0- 0				
0- 0	0- 0	0- 0	NEUTRAL	0- 0	0- 0	0- 0				

RPI 1-25				RPI 26-50			RPI 51-100			RPI 101+ Team's RPI: 150		
RPI	S	Opponent	Score	RPI	S	Opponent	Score	RPI	S	Opponent	Score	
5	A	Notre Dame	34 99					59	H	Chattanooga	54 75	114 A Eastern Ill.
16	A	Michigan	44 72					99	H	Creighton	62 64	122 H Illinois St.
												132 H UT Martin
												136 H Drake
												140 A UNI
												147 A Bradley
												155 A Ill.-Chicago
												161 H Detroit
												236 H Butler
												241 A Northern Ill.
												280 H IUPUI
												285 H Southern Ill.
												287 H Evansville
												288 A Belmont
												329 A Chicago St.
LAST 12 Division I GAMES:												
136	H	Drake	59 67	287	H	Evansville	73 54					
99	H	Creighton	62 64	241	A	Northern Ill.	43 47					
147	A	Bradley	58 79	329	A	Chicago St.	67 59					
140	A	UNI	68 62	16	A	Michigan	44 72					
122	H	Illinois St.	67 53	114	A	Eastern Ill.	60 75					
285	H	Southern Ill.	72 66	236	H	Butler	49 46					

Non-Div I Games:

Indiana St.

 Loss,
 Non-Conf,
S Site,
 Home
 Away
N Neutral

Average RPI Win:	252	WON-LOST	WINNING	LAST 12	STRENGTH OF	OPP. STRENGTH	TEAM	ADJ.	CONF.	ADJ CONF.
Average RPI Loss:	143	RECORD	PCT. RANK	GAMES	SCHEDULE	OF SCHEDULE	RPI	RPI	RPI	RPI
DIV. I ONLY	10- 9	155	6- 6	222	243	169	169	22	22	
DIV. I NON-CONF.	4- 7	228	0- 4	167	172	139	139	19	19	
TOTALS	RPI 1-25	RPI 26-50	W-L RECORDS	RPI 51-100	RPI 101-150	RPI 150+				
10- 9	0- 2	0- 0	OVERALL	0- 2	0- 2	10- 3				
7- 1	0- 1	0- 0	HOME	0- 0	0- 0	7- 0				
3- 8	0- 1	0- 0	AWAY	0- 2	0- 2	3- 3				
0- 0	0- 0	0- 0	NEUTRAL	0- 0	0- 0	0- 0				
4- 7	0- 2	0- 0	NON-CONFERENCE	0- 2	0- 1	4- 2				
3- 1	0- 1	0- 0	HOME	0- 0	0- 0	3- 0				
1- 6	0- 1	0- 0	AWAY	0- 2	0- 1	1- 2				
0- 0	0- 0	0- 0	NEUTRAL	0- 0	0- 0	0- 0				
6- 2	0- 0	0- 0	CONFERENCE	0- 0	0- 1	6- 1				
4- 0	0- 0	0- 0	HOME	0- 0	0- 0	4- 0				
2- 2	0- 0	0- 0	AWAY	0- 0	0- 1	2- 1				
0- 0	0- 0	0- 0	NEUTRAL	0- 0	0- 0	0- 0				

RPI 1-25				RPI 26-50				RPI 51-100				RPI 101+ Team's RPI: 169			
RPI	S	Opponent	Score	RPI	S	Opponent	Score	RPI	S	Opponent	Score	RPI	S	Opponent	Score
13	A	Rutgers	29 62					84	A	Miami (OH)	77 92	113	A	Toledo	42 54
15	H	Villanova	47 76					85	A	Marquette	44 93	125	A	Fairfield	58 62
												199	H	Manhattan	65 60
												201	A	Bryant	66 53
												211	A	Canisius	74 85
												211	H	Canisius	77 67
												227	H	Rider	64 50
												240	H	Long Beach St.	78 73
												250	A	Niagara	71 61
												282	H	Stony Brook	52 48
												284	H	N.C. A&T	85 69
												308	H	Siena	87 71
												317	A	Saint Peter's	71 54
												320	A	A&M-Corpus Christi	68 77
												322	A	Colgate	50 75
LAST 12 Division I GAMES:															
211	H	Canisius	77 67	308	H	Siena	87 71								
317	A	Saint Peter's	71 54	125	A	Fairfield	58 62								
199	H	Manhattan	65 60	322	A	Colgate	50 75								
227	H	Rider	64 50	13	A	Rutgers	29 62								
211	A	Canisius	74 85	85	A	Marquette	44 93								
250	A	Niagara	71 61	84	A	Miami (OH)	77 92								

Non-Div I Games:

Iona

■ Loss,
 ■ Non-Conf, S Site,
 ■ Home
 ■ Away
 N Neutral

Average RPI Win:	139	WON-LOST	WINNING	LAST 12	STRENGTH OF	OPP. STRENGTH	TEAM	ADJ.	CONF.	ADJ CONF.
Average RPI Loss:	48	RECORD	PCT. RANK	GAMES	SCHEDULE	OF SCHEDULE	RPI	RPI	RPI	RPI
DIV. I ONLY	11- 9	141	6- 6	27	27	67	67	4	4	
DIV. I NON-CONF.	8- 5	106	3- 2	51	36	87	87	3	3	
TOTALS	RPI 1-25	RPI 26-50	W-L RECORDS	RPI 51-100	RPI 101-150	RPI 150+				
11- 9	0- 4	1- 2	OVERALL	1- 2	5- 1	4- 0				
9- 2	0- 0	0- 1	HOME	1- 1	4- 0	4- 0				
1- 6	0- 3	0- 1	AWAY	0- 1	1- 1	0- 0				
1- 1	0- 1	1- 0	NEUTRAL	0- 0	0- 0	0- 0				
8- 5	0- 2	1- 0	NON-CONFERENCE	0- 2	3- 1	4- 0				
6- 1	0- 0	0- 0	HOME	0- 1	2- 0	4- 0				
1- 3	0- 1	0- 0	AWAY	0- 1	1- 1	0- 0				
1- 1	0- 1	1- 0	NEUTRAL	0- 0	0- 0	0- 0				
3- 4	0- 2	0- 2	CONFERENCE	1- 0	2- 0	0- 0				
3- 1	0- 0	0- 1	HOME	1- 0	2- 0	0- 0				
0- 3	0- 2	0- 1	AWAY	0- 0	0- 0	0- 0				
0- 0	0- 0	0- 0	NEUTRAL	0- 0	0- 0	0- 0				

RPI 1-25				RPI 26-50				RPI 51-100 Team's RPI: 67				RPI 101+			
RPI	S	Opponent	Score	RPI	S	Opponent	Score	RPI	S	Opponent	Score	RPI	S	Opponent	Score
7	N	Texas A&M	58 74	30	A	Penn St.	52 68	76	A	Iowa St.	54 62	107	H	Illinois	69 62
11	A	Kansas St.	78 81	33	H	Nebraska	72 77	77	H	Northwestern	86 55	119	H	Albany (NY)	82 60
14	A	Ohio St.	71 84	37	N	St. John's (NY)	60 52	90	H	UNLV	59 69	126	H	Wisconsin	69 57
20	A	Purdue	55 57									136	H	Drake	71 46
												140	A	UNI	78 74
												147	A	Bradley	88 96
												166	H	Harvard	90 81
												175	H	Mississippi Val.	86 80
												179	H	Virginia Tech	58 47
												271	H	Western Ill.	98 45
LAST 12 Division I GAMES:															
30	A	Penn St.	52 68	77	H	Northwestern	86 55								
126	H	Wisconsin	69 57	175	H	Mississippi Val.	86 80								
20	A	Purdue	55 57	136	H	Drake	71 46								
33	H	Nebraska	72 77	147	A	Bradley	88 96								
107	H	Illinois	69 62	271	H	Western Ill.	98 45								
14	A	Ohio St.	71 84	76	A	Iowa St.	54 62								

Non-Div I Games:

Iowa

■ Loss,
■ Non-Conf,
■ S Site,
■ H Home
■ A Away
N Neutral

Average RPI Win:	184	WON-LOST	WINNING	LAST 12	STRENGTH OF	OPP. STRENGTH	TEAM	ADJ.	CONF.	ADJ CONF.
Average RPI Loss:	22	RECORD	PCT. RANK	GAMES	SCHEDULE	OF SCHEDULE	RPI	RPI	RPI	RPI
DIV. I ONLY	10- 7	120	6- 6	41	44	76	76	1	1	
DIV. I NON-CONF.	9- 2	37	5- 1	204	135	160	160	1	1	
TOTALS	RPI 1-25	RPI 26-50	W-L RECORDS	RPI 51-100	RPI 101-150	RPI 150+				
10- 7	0- 4	1- 2	OVERALL	1- 1	2- 0	6- 0				
8- 2	0- 2	1- 0	HOME	1- 0	1- 0	5- 0				
1- 4	0- 2	0- 1	AWAY	0- 1	1- 0	0- 0				
1- 1	0- 0	0- 1	NEUTRAL	0- 0	0- 0	1- 0				
9- 2	0- 1	0- 1	NON-CONFERENCE	1- 0	2- 0	6- 0				
7- 0	0- 0	0- 0	HOME	1- 0	1- 0	5- 0				
1- 1	0- 1	0- 0	AWAY	0- 0	1- 0	0- 0				
1- 1	0- 0	0- 1	NEUTRAL	0- 0	0- 0	1- 0				
1- 5	0- 3	1- 1	CONFERENCE	0- 1	0- 0	0- 0				
1- 2	0- 2	1- 0	HOME	0- 0	0- 0	0- 0				
0- 3	0- 1	0- 1	AWAY	0- 1	0- 0	0- 0				
0- 0	0- 0	0- 0	NEUTRAL	0- 0	0- 0	0- 0				

RPI S	Opponent	Score	RPI S	Opponent	Score	RPI S	Opponent	Score	RPI S	Opponent	Score
1	H Baylor	45 57	27	A Kansas	67 74	51	A Texas	60 62	136	A Drake	71 64
7	H Texas A&M	33 59	30	N Penn St.	59 66	67	H Iowa	62 54	140	H UNI	84 57
16	A Michigan	49 56	49	H Texas Tech	66 49				175	H Mississippi Val.	77 47
25	A Oklahoma	51 80							192	H Buffalo	65 45
									203	H New Hampshire	71 57
									236	N Butler	64 44
									297	H Northern Ariz.	65 41
									342	H Houston Baptist	73 33
LAST 12 Division I GAMES:											
49	H Texas Tech	66 49	192	H Buffalo	65 45						
51	A Texas	60 62	203	H New Hampshire	71 57						
7	H Texas A&M	33 59	140	H UNI	84 57						
27	A Kansas	67 74	175	H Mississippi Val.	77 47						
1	H Baylor	45 57	67	H Iowa	62 54						
25	A Oklahoma	51 80	16	A Michigan	49 56						

Non-Div I Games:

Iowa St.

Average RPI Win:	279	WON-LOST	WINNING	LAST 12	STRENGTH OF	OPP. STRENGTH	TEAM	ADJ.	CONF.	ADJ CONF.
Average RPI Loss:	260	RECORD	PCT. RANK	GAMES	SCHEDULE	OF SCHEDULE	RPI	RPI	RPI	RPI
DIV. I ONLY	6- 8	214	6- 5	342	334	327	327	32	32	
DIV. I NON-CONF.	2- 5	265	2- 2	341	268	331	331	21	21	
TOTALS	RPI 1-25	RPI 26-50	W-L RECORDS	RPI 51-100	RPI 101-150	RPI 150+				
6- 8	0- 0	0- 0	OVERALL	0- 1	0- 0	6- 7				
4- 2	0- 0	0- 0	HOME	0- 0	0- 0	4- 2				
2- 5	0- 0	0- 0	AWAY	0- 0	0- 0	2- 5				
0- 1	0- 0	0- 0	NEUTRAL	0- 1	0- 0	0- 0				
2- 5	0- 0	0- 0	NON-CONFERENCE	0- 1	0- 0	2- 4				
1- 0	0- 0	0- 0	HOME	0- 0	0- 0	1- 0				
1- 4	0- 0	0- 0	AWAY	0- 0	0- 0	1- 4				
0- 1	0- 0	0- 0	NEUTRAL	0- 1	0- 0	0- 0				
4- 3	0- 0	0- 0	CONFERENCE	0- 0	0- 0	4- 3				
3- 2	0- 0	0- 0	HOME	0- 0	0- 0	3- 2				
1- 1	0- 0	0- 0	AWAY	0- 0	0- 0	1- 1				
0- 0	0- 0	0- 0	NEUTRAL	0- 0	0- 0	0- 0				

RPI 1-25				RPI 26-50				RPI 51-100				RPI 101+				Team's RPI: 327	
RPI	S	Opponent	Score	RPI	S	Opponent	Score	RPI	S	Opponent	Score	RPI	S	Opponent	Score		
								62	N	Idaho St.	36	47	222	H	Grambling	55	59
													238	A	Alcorn St.	51	53
													239	H	Alabama A&M	72	66
													248	A	Southern U.	49	42
													267	H	Tennessee St.	67	43
													281	H	Prairie View	48	46
													292	A	Southern Miss.	55	70
													302	A	Air Force	51	64
													309	A	Northwestern St.	79	73
													312	H	Alabama St.	49	52
													320	A	A&M-Corpus Christi	61	64
													330	H	Texas Southern	55	38
													331	A	Southeastern La.	49	76
LAST 12 Division I GAMES:																	
				222	H	Grambling	55	59		239	H	Alabama A&M	72	66			
				330	H	Texas Southern	55	38		309	A	Northwestern St.	79	73			
				281	H	Prairie View	48	46		292	A	Southern Miss.	55	70			
				248	A	Southern U.	49	42		320	A	A&M-Corpus Christi	61	64			
				238	A	Alcorn St.	51	53		267	H	Tennessee St.	67	43			
				312	H	Alabama St.	49	52		62	N	Idaho St.	36	47			

Non-Div I Games: Tougaloo

63 54

Tougaloo

62 67

Jackson St.

Average RPI Win: 299		WON-LOST	WINNING	LAST 12	STRENGTH OF	OPP. STRENGTH	TEAM	ADJ.	CONF.	ADJ CONF.
Average RPI Loss: 158		RECORD	PCT. RANK	GAMES	SCHEDULE	OF SCHEDULE	RPI	RPI	RPI	RPI
DIV. I ONLY		7- 13	245	7- 5	242	301	266	266	30	30
DIV. I NON-CONF.		2- 9	298	2- 2	154	237	231	231	27	27
TOTALS	RPI 1-25	RPI 26-50		W-L RECORDS		RPI 51-100	RPI 101-150	RPI 150+		
7- 13	0- 0	0- 0		OVERALL		0- 4	0- 3	7- 6		
6- 2	0- 0	0- 0		HOME		0- 1	0- 1	6- 0		
1- 10	0- 0	0- 0		AWAY		0- 3	0- 2	1- 5		
0- 1	0- 0	0- 0		NEUTRAL		0- 0	0- 0	0- 1		
2- 9	0- 0	0- 0		NON-CONFERENCE		0- 3	0- 2	2- 4		
2- 2	0- 0	0- 0		HOME		0- 1	0- 1	2- 0		
0- 6	0- 0	0- 0		AWAY		0- 2	0- 1	0- 3		
0- 1	0- 0	0- 0		NEUTRAL		0- 0	0- 0	0- 1		
5- 4	0- 0	0- 0		CONFERENCE		0- 1	0- 1	5- 2		
4- 0	0- 0	0- 0		HOME		0- 0	0- 0	4- 0		
1- 4	0- 0	0- 0		AWAY		0- 1	0- 1	1- 2		
0- 0	0- 0	0- 0		NEUTRAL		0- 0	0- 0	0- 0		

RPI 1-25				RPI 26-50				RPI 51-100				RPI 101+ Team's RPI: 266			
RPI	S	Opponent	Score	RPI	S	Opponent	Score	RPI	S	Opponent	Score	RPI	S	Opponent	Score
								52	A	North Carolina St.	42 80	106	A	Wake Forest	54 83
								65	H	Hampton	55 68	115	A	Stetson	86 93
								66	A	Fla. Gulf Coast	51 74	148	H	Florida A&M	59 78
								79	A	Bowling Green	53 83	157	A	FIU	37 63
												231	H	South Carolina St.	68 67
												233	N	East Carolina	64 70
												244	A	Savannah St.	64 67
												256	A	Ga. Southern	46 52
												264	A	Kennesaw St.	64 78
												275	A	North Florida	36 51
												278	H	East Tenn. St.	70 44
												288	H	Belmont	57 50
												301	H	S.C. Upstate	80 72
												321	A	Mercer	76 65
												336	H	Lipscomb	81 75
												337	H	Jacksonville St.	87 74
LAST 12 Division I GAMES:															
				264	A	Kennesaw St.	64 78	288	H	Belmont	57 50				
				321	A	Mercer	76 65	336	H	Lipscomb	81 75				
				278	H	East Tenn. St.	70 44	231	H	South Carolina St.	68 67				
				301	H	S.C. Upstate	80 72	256	A	Ga. Southern	46 52				
				66	A	Fla. Gulf Coast	51 74	233	N	East Carolina	64 70				
				115	A	Stetson	86 93	337	H	Jacksonville St.	87 74				

Non-Div I Games:

Jacksonville

Loss, Non-Conf, S Site, H Home A Away N Neutral

Average RPI Win:	317	WON-LOST	WINNING	LAST 12	STRENGTH OF	OPP. STRENGTH	TEAM	ADJ.	CONF.	ADJ CONF.
Average RPI Loss:	227	RECORD	PCT. RANK	GAMES	SCHEDULE	OF SCHEDULE	RPI	RPI	RPI	RPI
DIV. I ONLY	3- 16	317	2- 10	330	333	337	337	31	31	
DIV. I NON-CONF.	2- 10	303	1- 4	309	306	334	334	30	30	
TOTALS	RPI 1-25	RPI 26-50	W-L RECORDS	RPI 51-100	RPI 101-150	RPI 150+				
3- 16	0- 1	0- 0	OVERALL	0- 1	0- 1	3- 13				
2- 4	0- 0	0- 0	HOME	0- 0	0- 0	2- 4				
1- 10	0- 1	0- 0	AWAY	0- 1	0- 1	1- 7				
0- 2	0- 0	0- 0	NEUTRAL	0- 0	0- 0	0- 2				
2- 10	0- 1	0- 0	NON-CONFERENCE	0- 1	0- 1	2- 7				
2- 1	0- 0	0- 0	HOME	0- 0	0- 0	2- 1				
0- 7	0- 1	0- 0	AWAY	0- 1	0- 1	0- 4				
0- 2	0- 0	0- 0	NEUTRAL	0- 0	0- 0	0- 2				
1- 6	0- 0	0- 0	CONFERENCE	0- 0	0- 0	1- 6				
0- 3	0- 0	0- 0	HOME	0- 0	0- 0	0- 3				
1- 3	0- 0	0- 0	AWAY	0- 0	0- 0	1- 3				
0- 0	0- 0	0- 0	NEUTRAL	0- 0	0- 0	0- 0				

RPI 1-25				RPI 26-50				RPI 51-100				RPI 101+ Team's RPI: 337			
RPI	S	Opponent	Score	RPI	S	Opponent	Score	RPI	S	Opponent	Score	RPI	S	Opponent	Score
10	A	Kentucky	25 100					98	A	Mississippi St.	41 78	133	A	Samford	40 73
												157	N	FIU	52 79
												200	A	SIU Edwardsville	39 79
												207	H	Georgia St.	60 68
												256	N	Ga. Southern	49 72
												264	A	Kennesaw St.	67 81
												266	A	Jacksonville	74 87
												267	H	Tennessee St.	57 67
												273	H	Eastern Ky.	76 80
												275	A	North Florida	47 63
												277	A	Austin Peay	74 73
												292	A	Southern Miss.	58 75
												294	H	Morehead St.	52 68
												311	A	Murray St.	57 73
												328	A	Southeast Mo. St.	48 66
												336	H	Lipscomb	81 72
												338	H	Troy	65 54
LAST 12 Division I GAMES:															
311	A	Murray St.	57 73	207	H	Georgia St.	60 68								
277	A	Austin Peay	74 73	273	H	Eastern Ky.	76 80								
294	H	Morehead St.	52 68	275	A	North Florida	47 63								
267	H	Tennessee St.	57 67	157	N	FIU	52 79								
328	A	Southeast Mo. St.	48 66	266	A	Jacksonville	74 87								
200	A	SIU Edwardsville	39 79	338	H	Troy	65 54								

Non-Div I Games: LeMoyne-Owen 83 67

Jacksonville St.

Average RPI Win:	149	WON-LOST	WINNING	LAST 12	STRENGTH OF	OPP. STRENGTH	TEAM	ADJ.	CONF.	ADJ CONF.
Average RPI Loss:	48	RECORD	PCT. RANK	GAMES	SCHEDULE	OF SCHEDULE	RPI	RPI	RPI	RPI
DIV. I ONLY	14- 4	31	9- 3	57	75	28	28	7	7	
DIV. I NON-CONF.	9- 2	37	4- 2	70	105	31	31	7	7	
TOTALS	RPI 1-25	RPI 26-50	W-L RECORDS	RPI 51-100	RPI 101-150	RPI 150+				
14- 4	0- 0	3- 3	OVERALL	3- 1	1- 0	7- 0				
6- 1	0- 0	2- 0	HOME	2- 1	0- 0	2- 0				
7- 2	0- 0	1- 2	AWAY	1- 0	1- 0	4- 0				
1- 1	0- 0	0- 1	NEUTRAL	0- 0	0- 0	1- 0				
9- 2	0- 0	1- 2	NON-CONFERENCE	2- 0	1- 0	5- 0				
4- 0	0- 0	1- 0	HOME	1- 0	0- 0	2- 0				
4- 1	0- 0	0- 1	AWAY	1- 0	1- 0	2- 0				
1- 1	0- 0	0- 1	NEUTRAL	0- 0	0- 0	1- 0				
5- 2	0- 0	2- 1	CONFERENCE	1- 1	0- 0	2- 0				
2- 1	0- 0	1- 0	HOME	1- 1	0- 0	0- 0				
3- 1	0- 0	1- 1	AWAY	0- 0	0- 0	2- 0				
0- 0	0- 0	0- 0	NEUTRAL	0- 0	0- 0	0- 0				

RPI 1-25				RPI 26-50				Team's RPI: 28		RPI 51-100				RPI 101+			
RPI	S	Opponent	Score	RPI	S	Opponent	Score	RPI	S	Opponent	Score	RPI	S	Opponent	Score		
				36	N	Richmond	66 74	55	H	Duquesne	56 49	149	A	American	68 64		
				43	A	Virginia	53 59	58	A	Quinnipiac	81 73	152	A	Liberty	62 58		
				45	A	Towson	58 65	68	H	Drexel	43 60	167	A	William & Mary	50 40		
				45	H	Towson	67 57	96	H	VCU	64 43	207	A	Georgia St.	62 50		
				46	A	Hofstra	81 63					215	H	Central Conn. St.	71 64		
				47	H	Middle Tenn.	60 46					218	H	Md.-East. Shore	61 53		
												318	A	Maine	64 47		
												319	N	Rhode Island	77 42		
LAST 12 Division I GAMES:																	
				167	A	William & Mary	50 40	55	H	Duquesne	56 49						
				46	A	Hofstra	81 63	319	N	Rhode Island	77 42						
				45	H	Towson	67 57	36	N	Richmond	66 74						
				68	H	Drexel	43 60	43	A	Virginia	53 59						
				207	A	Georgia St.	62 50	215	H	Central Conn. St.	71 64						
				96	H	VCU	64 43	318	A	Maine	64 47						

Non-Div I Games:

James Madison

Average RPI Win:	86	WON-LOST	WINNING	LAST 12	STRENGTH OF	OPP. STRENGTH	TEAM	ADJ.	CONF.	ADJ CONF.
Average RPI Loss:	36	RECORD	PCT. RANK	GAMES	SCHEDULE	OF SCHEDULE	RPI	RPI	RPI	RPI
DIV. I ONLY	13- 5	59	9- 3	2	19	11	11	1	1	
DIV. I NON-CONF.	9- 3	61	5- 1	12	49	19	19	1	1	
TOTALS	RPI 1-25	RPI 26-50	W-L RECORDS	RPI 51-100	RPI 101-150	RPI 150+				
13- 5	1- 3	4- 1	OVERALL	6- 1	0- 0	2- 0				
7- 1	1- 1	1- 0	HOME	4- 0	0- 0	1- 0				
4- 2	0- 1	3- 0	AWAY	1- 1	0- 0	0- 0				
2- 2	0- 1	0- 1	NEUTRAL	1- 0	0- 0	1- 0				
9- 3	0- 1	2- 1	NON-CONFERENCE	5- 1	0- 0	2- 0				
5- 0	0- 0	1- 0	HOME	3- 0	0- 0	1- 0				
2- 1	0- 0	1- 0	AWAY	1- 1	0- 0	0- 0				
2- 2	0- 1	0- 1	NEUTRAL	1- 0	0- 0	1- 0				
4- 2	1- 2	2- 0	CONFERENCE	1- 0	0- 0	0- 0				
2- 1	1- 1	0- 0	HOME	1- 0	0- 0	0- 0				
2- 1	0- 1	2- 0	AWAY	0- 0	0- 0	0- 0				
0- 0	0- 0	0- 0	NEUTRAL	0- 0	0- 0	0- 0				

RPI 1-25				RPI 26-50				RPI 51-100				RPI 101+			
RPI	S	Opponent	Score	RPI	S	Opponent	Score	RPI	S	Opponent	Score	RPI	S	Opponent	Score
1	A	Baylor	41 76	27	A	Kansas	63 57	67	H	Iowa	81 78	230	N	North Dakota St.	70 47
7	H	Texas A&M	71 69	44	H	BYU	59 46	69	H	Missouri St.	65 63	276	H	Dartmouth	54 20
20	N	Purdue	42 46	46	N	Hofstra	54 64	74	H	Wichita St.	60 34				
25	H	Oklahoma	57 65	48	A	Marist	57 56	75	H	Missouri	72 46				
				49	A	Texas Tech	62 61	77	N	Northwestern	64 45				
								78	A	South Dakota St.	63 46				
								90	A	UNLV	38 44				
LAST 12 Division I GAMES:															
				1	A	Baylor	41 76	48	A	Marist	57 56				
				25	H	Oklahoma	57 65	90	A	UNLV	38 44				
				49	A	Texas Tech	62 61	77	N	Northwestern	64 45				
				75	H	Missouri	72 46	230	N	North Dakota St.	70 47				
				27	A	Kansas	63 57	78	A	South Dakota St.	63 46				
				7	H	Texas A&M	71 69	74	H	Wichita St.	60 34				

Non-Div I Games:

Kansas St.

















































Average RPI Win:	317	WON-LOST	WINNING	LAST 12	STRENGTH OF	OPP. STRENGTH	TEAM	ADJ.	CONF.	ADJ CONF.
Average RPI Loss:	177	RECORD	PCT. RANK	GAMES	SCHEDULE	OF SCHEDULE	RPI	RPI	RPI	RPI
DIV. I ONLY	9- 11	197	6- 6	329	323	264	264	30	30	
DIV. I NON-CONF.	5- 6	189	3- 2	323	314	274	274	27	27	
TOTALS	RPI 1-25	RPI 26-50	W-L RECORDS	RPI 51-100	RPI 101-150	RPI 150+				
9- 11	0- 1	0- 0	OVERALL	0- 2	0- 2	9- 6				
3- 5	0- 0	0- 0	HOME	0- 1	0- 1	3- 3				
6- 6	0- 1	0- 0	AWAY	0- 1	0- 1	6- 3				
0- 0	0- 0	0- 0	NEUTRAL	0- 0	0- 0	0- 0				
5- 6	0- 1	0- 0	NON-CONFERENCE	0- 1	0- 1	5- 3				
2- 2	0- 0	0- 0	HOME	0- 0	0- 0	2- 2				
3- 4	0- 1	0- 0	AWAY	0- 1	0- 1	3- 1				
0- 0	0- 0	0- 0	NEUTRAL	0- 0	0- 0	0- 0				
4- 5	0- 0	0- 0	CONFERENCE	0- 1	0- 1	4- 3				
1- 3	0- 0	0- 0	HOME	0- 1	0- 1	1- 1				
3- 2	0- 0	0- 0	AWAY	0- 0	0- 0	3- 2				
0- 0	0- 0	0- 0	NEUTRAL	0- 0	0- 0	0- 0				

RPI 1-25				RPI 26-50				RPI 51-100				RPI 101+ Team's RPI: 264			
RPI	S	Opponent	Score	RPI	S	Opponent	Score	RPI	S	Opponent	Score	RPI	S	Opponent	Score
19	A	Georgia Tech	51 94					59	A	Chattanooga	39 76	115	H	Stetson	55 65
								66	H	Fla. Gulf Coast	50 87	118	A	North Carolina	62 76
												207	A	Georgia St.	59 65
												213	H	Texas St.	70 72
												266	H	Jacksonville	78 64
												275	H	North Florida	57 66
												278	A	East Tenn. St.	61 77
												288	A	Belmont	55 57
												301	A	S.C. Upstate	74 63
												307	H	Wofford	62 66
												312	A	Alabama St.	61 51
												315	A	Gardner-Webb	68 48
												321	A	Mercer	75 51
												326	H	UNC Asheville	83 79
												336	A	Lipscomb	74 55
												337	H	Jacksonville St.	81 67
												338	A	Troy	66 57
LAST 12 Division I GAMES:															
266	H	Jacksonville	78 64	115	H	Stetson	55 65								
275	H	North Florida	57 66	312	A	Alabama St.	61 51								
321	A	Mercer	75 51	338	A	Troy	66 57								
278	A	East Tenn. St.	61 77	213	H	Texas St.	70 72								
301	A	S.C. Upstate	74 63	326	H	UNC Asheville	83 79								
66	H	Fla. Gulf Coast	50 87	207	A	Georgia St.	59 65								

Non-Div I Games:





Kennesaw St.

Average RPI Win: 219	WON-LOST	WINNING	LAST 12	STRENGTH OF	OPP. STRENGTH	TEAM	ADJ.	CONF.	ADJ CONF.
Average RPI Loss: 176	RECORD	PCT. RANK	GAMES	SCHEDULE	OF SCHEDULE	RPI	RPI	RPI	RPI
DIV. I ONLY	4- 12	296	3- 9	182	240	298	298	12	12
DIV. I NON-CONF.	1- 9	322	0- 6	270	270	320	320	13	13
TOTALS	RPI 1-25	RPI 26-50	W-L RECORDS	RPI 51-100	RPI 101-150	RPI 150+			
4- 12	0- 0	0- 2	OVERALL	0- 2	1- 0	3- 8			
4- 3	0- 0	0- 1	HOME	0- 0	1- 0	3- 2			
0- 8	0- 0	0- 1	AWAY	0- 2	0- 0	0- 5			
0- 1	0- 0	0- 0	NEUTRAL	0- 0	0- 0	0- 1			
1- 9	0- 0	0- 2	NON-CONFERENCE	0- 0	0- 0	1- 7			
1- 3	0- 0	0- 1	HOME	0- 0	0- 0	1- 2			
0- 5	0- 0	0- 1	AWAY	0- 0	0- 0	0- 4			
0- 1	0- 0	0- 0	NEUTRAL	0- 0	0- 0	0- 1			
3- 3	0- 0	0- 0	CONFERENCE	0- 2	1- 0	2- 1			
3- 0	0- 0	0- 0	HOME	0- 0	1- 0	2- 0			
0- 3	0- 0	0- 0	AWAY	0- 2	0- 0	0- 1			
0- 0	0- 0	0- 0	NEUTRAL	0- 0	0- 0	0- 0			

RPI S	Opponent	Score	RPI S	Opponent	Score	RPI S	Opponent	Score	RPI S	Opponent	Score
			26  St. Bonaventure	51  60	79  Bowling Green	57  76	144  Central Mich.	67 64			
			50  Temple	33  68	84  Miami (OH)	55  73	180  Robert Morris	44  78			
							184  Akron	62  68			
							187  Marshall	55  93			
							192  Buffalo	85 73			
							197  Northeastern	65  73			
							211  Canisius	64  81			
							247  Ohio	68 65			
							293 N Utah Valley	45  46			
							294  Morehead St.	65 64			
							297  Northern Ariz.	56  72			
							325  Bethune-Cookman	49  58			
LAST 12 Division I GAMES:											
			144  Central Mich.	67 64			325  Bethune-Cookman	49  58			
			192  Buffalo	85 73			197  Northeastern	65  73			
			184  Akron	62  68			211  Canisius	64  81			
			84  Miami (OH)	55  73			50  Temple	33  68			
			247  Ohio	68 65			26  St. Bonaventure	51  60			
			79  Bowling Green	57  76			297  Northern Ariz.	56  72			

Non-Div I Games:

Kent St.

 Loss,
  Non-Conf, S Site,
  Home
  Away
 N Neutral

Kentucky

Average RPI Win: 128

Average RPI Loss: 26

WON-LOST

WINNING

LAST 12

RECORD

PCT. RANK

GAMES

Through Games Of Sunday, January 22, 2012

STRENGTH OF

SCHEDULE

OPP. STRENGTH

OF SCHEDULE

TEAM

RPI

ADJ.

RPI

CONF.

RPI

ADJ CONF.

RPI

DIV. I ONLY

17- 2

9

10- 2

32

28

10

10

3

3

DIV. I NON-CONF.

10- 2

32

3- 2

157

89

29

29

5

5

TOTALS

RPI 1-25

RPI 26-50

W-L RECORDS

RPI 51-100

RPI 101-150

RPI 150+

17- 2

4- 1

4- 1

OVERALL

1- 0

1- 0

7- 0

13- 0

3- 0

2- 0

HOME

1- 0

1- 0

6- 0

4- 2

1- 1

2- 1

AWAY

0- 0

0- 0

1- 0

0- 0

0- 0

0- 0

NEUTRAL

0- 0

0- 0

0- 0

10- 2

2- 1

0- 1

NON-CONFERENCE

0- 0

1- 0

7- 0

9- 0

2- 0

0- 0

HOME

0- 0

1- 0

6- 0

1- 2

0- 1

0- 1

AWAY

0- 0

0- 0

1- 0

0- 0

0- 0

0- 0

NEUTRAL

0- 0

0- 0

0- 0

7- 0

2- 0

4- 0

CONFERENCE

1- 0

0- 0

0- 0

4- 0

1- 0

2- 0

HOME

1- 0

0- 0

0- 0

3- 0

1- 0

2- 0

AWAY

0- 0

0- 0

0- 0

0- 0

0- 0

0- 0

NEUTRAL

0- 0

0- 0

0- 0

RPI 1-25

Team's RPI: 10

RPI	S	Opponent	Score
2	H	Tennessee	61 60
5	A	Notre Dame	83 92
9	H	Duke	72 65
18	H	Louisville	74 54
21	A	Georgia	69 64

RPI 26-50

RPI	S	Opponent	Score
32	A	Florida	59 56
32	H	Florida	57 52
41	A	South Carolina	66 58
42	H	Arkansas	84 72
47	A	Middle Tenn.	58 70

RPI 51-100

RPI	S	Opponent	Score
98	H	Mississippi St.	88 40

RPI 101+

RPI	S	Opponent	Score
133	H	Samford	90 61
151	H	Sam Houston St.	73 52
175	H	Mississippi Val.	90 51
197	H	Northeastern	81 47
292	H	Southern Miss.	88 71
294	A	Morehead St.	96 60
305	H	Ark.-Pine Bluff	101 43
337	H	Jacksonville St.	100 25

LAST 12 Division I GAMES:

32	H	Florida	57 52	32	A	Florida	59 56
21	A	Georgia	69 64	47	A	Middle Tenn.	58 70
41	A	South Carolina	66 58	133	H	Samford	90 61
2	H	Tennessee	61 60	5	A	Notre Dame	83 92
98	H	Mississippi St.	88 40	305	H	Ark.-Pine Bluff	101 43
42	H	Arkansas	84 72	9	H	Duke	72 65

Non-Div I Games:

Neb. Omaha

81 48

Kentucky

Loss, Non-Conf, S Site, H Home A Away N Neutral

Average RPI Win:	188	WON-LOST	WINNING	LAST 12	STRENGTH OF	OPP. STRENGTH	TEAM	ADJ.	CONF.	ADJ CONF.
Average RPI Loss:	167	RECORD	PCT. RANK	GAMES	SCHEDULE	OF SCHEDULE	RPI	RPI	RPI	RPI
DIV. I ONLY	14- 5	50	9- 3	244	133	110	110	21	21	
DIV. I NON-CONF.	11- 1	9	6- 0	265	87	109	109	24	24	
TOTALS	RPI 1-25	RPI 26-50	W-L RECORDS	RPI 51-100	RPI 101-150	RPI 150+				
14- 5	0- 0	1- 0	OVERALL	3- 1	2- 1	8- 3				
8- 2	0- 0	0- 0	HOME	1- 0	2- 0	5- 2				
5- 3	0- 0	0- 0	AWAY	2- 1	0- 1	3- 1				
1- 0	0- 0	1- 0	NEUTRAL	0- 0	0- 0	0- 0				
11- 1	0- 0	1- 0	NON-CONFERENCE	2- 0	2- 1	6- 0				
6- 0	0- 0	0- 0	HOME	1- 0	2- 0	3- 0				
4- 1	0- 0	0- 0	AWAY	1- 0	0- 1	3- 0				
1- 0	0- 0	1- 0	NEUTRAL	0- 0	0- 0	0- 0				
3- 4	0- 0	0- 0	CONFERENCE	1- 1	0- 0	2- 3				
2- 2	0- 0	0- 0	HOME	0- 0	0- 0	2- 2				
1- 2	0- 0	0- 0	AWAY	1- 1	0- 0	0- 1				
0- 0	0- 0	0- 0	NEUTRAL	0- 0	0- 0	0- 0				

RPI 1-25				RPI 26-50				RPI 51-100				RPI 101+				Team's RPI: 110
RPI	S	Opponent	Score	RPI	S	Opponent	Score	RPI	S	Opponent	Score	RPI	S	Opponent	Score	
				38	N	Oklahoma St.	64 63	58	A	Quinnipiac	74 64	108	A	Hartford	45 54	
								68	A	Drexel	60 52	119	H	Albany (NY)	64 52	
								80	A	Sacred Heart	59 74	129	H	La Salle	69 53	
								94	H	Charlotte	81 72	167	H	William & Mary	78 69	
												178	H	Monmouth	57 67	
												224	A	Mt. St. Mary's	43 44	
												224	H	Mt. St. Mary's	69 45	
												226	H	Cal Poly	69 61	
												246	H	Fairleigh Dickinson	65 71	
												251	A	Nevada	67 51	
												282	A	Stony Brook	66 59	
												304	A	Tennessee Tech	62 60	
												333	H	Columbia	58 50	
												335	H	Wagner	72 41	
LAST 12 Division I GAMES:																
				224	H	Mt. St. Mary's	69 45					251	A	Nevada	67 51	
				246	H	Fairleigh Dickinson	65 71					167	H	William & Mary	78 69	
				178	H	Monmouth	57 67					226	H	Cal Poly	69 61	
				58	A	Quinnipiac	74 64					333	H	Columbia	58 50	
				80	A	Sacred Heart	59 74					282	A	Stony Brook	66 59	
				38	N	Oklahoma St.	64 63					335	H	Wagner	72 41	

Non-Div I Games:

LIU Brooklyn

 Loss,
 Non-Conf,
 S Site,
 H Home
 A Away
 N Neutral

Average RPI Win: 150		WON-LOST	WINNING	LAST 12	STRENGTH OF		OPP. STRENGTH	TEAM	ADJ.	CONF.	ADJ CONF.
Average RPI Loss: 35		RECORD	PCT. RANK	GAMES	SCHEDULE		OF SCHEDULE	RPI	RPI	RPI	RPI
DIV. I ONLY		13- 6	76	9- 3	25		49	29	29	3	3
DIV. I NON-CONF.		9- 3	61	5- 0	59		72	46	46	5	5
TOTALS		RPI 1-25	RPI 26-50		W-L RECORDS		RPI 51-100	RPI 101-150		RPI 150+	
13- 6	0- 2	2- 3		OVERALL		3- 1	2- 0		6- 0		
8- 2	0- 0	2- 1		HOME		1- 1	1- 0		4- 0		
5- 4	0- 2	0- 2		AWAY		2- 0	1- 0		2- 0		
0- 0	0- 0	0- 0		NEUTRAL		0- 0	0- 0		0- 0		
9- 3	0- 1	1- 1		NON-CONFERENCE		2- 1	2- 0		4- 0		
6- 1	0- 0	1- 0		HOME		1- 1	1- 0		3- 0		
3- 2	0- 1	0- 1		AWAY		1- 0	1- 0		1- 0		
0- 0	0- 0	0- 0		NEUTRAL		0- 0	0- 0		0- 0		
4- 3	0- 1	1- 2		CONFERENCE		1- 0	0- 0		2- 0		
2- 1	0- 0	1- 1		HOME		0- 0	0- 0		1- 0		
2- 2	0- 1	0- 1		AWAY		1- 0	0- 0		1- 0		
0- 0	0- 0	0- 0		NEUTRAL		0- 0	0- 0		0- 0		

RPI 1-25				RPI 26-50				Team's RPI: 29				RPI 51-100				RPI 101+					
RPI	S	Opponent	Score	RPI	S	Opponent	Score	RPI	S	Opponent	Score	RPI	S	Opponent	Score	RPI	S	Opponent	Score		
2	A	Tennessee	56 65	31	H	Georgetown	51 40	71	H	UCLA	58 41	112	A	McNeese St.	64 43						
14	A	Ohio St.	68 77	32	A	Florida	58 62	74	A	Wichita St.	64 56	139	H	Lamar	77 35						
				40	A	Tulane	62 65	77	H	Northwestern	43 44	162	A	Ole Miss	83 44						
				41	H	South Carolina	58 48	98	A	Mississippi St.	53 48	177	H	Alabama	84 40						
				42	H	Arkansas	52 72					206	A	Louisiana Tech	66 55						
																		222	H	Grambling	62 47
																		305	H	Ark.-Pine Bluff	80 28
																		312	H	Alabama St.	67 35
LAST 12 Division I GAMES:																					
				42	H	Arkansas	52 72	162	A	Ole Miss	83 44										
				2	A	Tennessee	56 65	206	A	Louisiana Tech	66 55										
				32	A	Florida	58 62	222	H	Grambling	62 47										
				41	H	South Carolina	58 48	139	H	Lamar	77 35										
				177	H	Alabama	84 40	112	A	McNeese St.	64 43										
				98	A	Mississippi St.	53 48	71	H	UCLA	58 41										

Non-Div I Games:

LSU

Average RPI Win:	215	WON-LOST	WINNING	LAST 12	STRENGTH OF	OPP. STRENGTH	TEAM	ADJ.	CONF.	ADJ CONF.
Average RPI Loss:	65	RECORD	PCT. RANK	GAMES	SCHEDULE	OF SCHEDULE	RPI	RPI	RPI	RPI
DIV. I ONLY	9- 11	197	7- 5	98	61	129	129	8	8	
DIV. I NON-CONF.	6- 9	212	4- 3	76	43	114	114	8	8	
TOTALS	RPI 1-25	RPI 26-50	W-L RECORDS	RPI 51-100	RPI 101-150	RPI 150+				
9- 11	0- 2	0- 3	OVERALL	0- 3	0- 3	9- 0				
4- 3	0- 2	0- 0	HOME	0- 0	0- 1	4- 0				
4- 7	0- 0	0- 2	AWAY	0- 3	0- 2	4- 0				
1- 1	0- 0	0- 1	NEUTRAL	0- 0	0- 0	1- 0				
6- 9	0- 2	0- 2	NON-CONFERENCE	0- 2	0- 3	6- 0				
2- 3	0- 2	0- 0	HOME	0- 0	0- 1	2- 0				
3- 5	0- 0	0- 1	AWAY	0- 2	0- 2	3- 0				
1- 1	0- 0	0- 1	NEUTRAL	0- 0	0- 0	1- 0				
3- 2	0- 0	0- 1	CONFERENCE	0- 1	0- 0	3- 0				
2- 0	0- 0	0- 0	HOME	0- 0	0- 0	2- 0				
1- 2	0- 0	0- 1	AWAY	0- 1	0- 0	1- 0				
0- 0	0- 0	0- 0	NEUTRAL	0- 0	0- 0	0- 0				

RPI 1-25			RPI 26-50			RPI 51-100			RPI 101+			Team's RPI: 129
RPI	S	Opponent	Score	RPI	S	Opponent	Score	RPI	S	Opponent	Score	
13	H	Rutgers	48 61	32	N	Florida	74 85	61	A	West Virginia	52 63	110 A LIU Brooklyn 53 69
15	H	Villanova	51 67	36	A	Richmond	70 74	68	A	Drexel	59 72	119 A Albany (NY) 76 81
				37	A	St. John's (NY)	45 66	94	A	Charlotte	66 77	125 H Fairfield 52 55
												170 H Penn 58 47
												174 H Lehigh 63 43
												186 H Fordham 68 62
												194 H Xavier 63 51
												197 A Northeastern 75 60
												217 A Loyola Chicago 48 45
												260 N Vermont 68 59
												261 A Saint Louis 53 52
												276 A Dartmouth 60 47
LAST 12 Division I GAMES:												
36	A	Richmond	70 74	260	N	Vermont	68 59					
94	A	Charlotte	66 77	276	A	Dartmouth	60 47					
194	H	Xavier	63 51	125	H	Fairfield	52 55					
186	H	Fordham	68 62	68	A	Drexel	59 72					
261	A	Saint Louis	53 52	217	A	Loyola Chicago	48 45					
197	A	Northeastern	75 60	15	H	Villanova	51 67					

Non-Div I Games:

La Salle

■ Loss,
■ Non-Conf,
■ S Site,
■ H Home
■ A Away
N Neutral

La.-Lafayette

Through Games Of Sunday, January 22, 2012

Average RPI Win:	310	WON-LOST	WINNING	LAST 12	STRENGTH OF	OPP. STRENGTH	TEAM	ADJ.	CONF.	ADJ CONF.
Average RPI Loss:	156	RECORD	PCT. RANK	GAMES	SCHEDULE	OF SCHEDULE	RPI	RPI	RPI	RPI
DIV. I ONLY	5- 13	283	2- 10	263	242	279	279	19	19	
DIV. I NON-CONF.	5- 6	189	2- 3	296	302	307	307	15	15	
TOTALS	RPI 1-25	RPI 26-50	W-L RECORDS	RPI 51-100	RPI 101-150	RPI 150+				
5- 13	0- 0	0- 2	OVERALL	0- 1	0- 2	5- 8				
2- 5	0- 0	0- 1	HOME	0- 0	0- 0	2- 4				
3- 8	0- 0	0- 1	AWAY	0- 1	0- 2	3- 4				
0- 0	0- 0	0- 0	NEUTRAL	0- 0	0- 0	0- 0				
5- 6	0- 0	0- 1	NON-CONFERENCE	0- 1	0- 2	5- 2				
2- 2	0- 0	0- 1	HOME	0- 0	0- 0	2- 1				
3- 4	0- 0	0- 0	AWAY	0- 1	0- 2	3- 1				
0- 0	0- 0	0- 0	NEUTRAL	0- 0	0- 0	0- 0				
0- 7	0- 0	0- 1	CONFERENCE	0- 0	0- 0	0- 6				
0- 3	0- 0	0- 0	HOME	0- 0	0- 0	0- 3				
0- 4	0- 0	0- 1	AWAY	0- 0	0- 0	0- 3				
0- 0	0- 0	0- 0	NEUTRAL	0- 0	0- 0	0- 0				

RPI 1-25			RPI 26-50			RPI 51-100			RPI 101+			Team's RPI: 279
RPI	S	Opponent	Score	RPI	S	Opponent	Score	RPI	S	Opponent	Score	
				40	H	Tulane	40 75	98	A	Mississippi St.	38 72	103
				47	A	Middle Tenn.	53 104					112
												156
												157
												168
												182
												232
												235
												244
												248
												257
												314
												325
												331
												331
LAST 12 Division I GAMES:												
				235	A	Arkansas St.	52 55	182	H	Fla. Atlantic	52 66	
				156	A	UALR	45 56	40	H	Tulane	40 75	
				157	H	FIU	48 78	98	A	Mississippi St.	38 72	
				168	H	South Ala.	68 72	325	A	Bethune-Cookman	72 67	
				47	A	Middle Tenn.	53 104	244	A	Savannah St.	36 41	
				232	A	Western Ky.	45 49	331	H	Southeastern La.	63 54	

Non-Div I Games: LSU-Shreveport 50 63

La.-Lafayette

Loss, Non-Conf, S Site, H Home A Away N Neutral

Average RPI Win:	255	WON-LOST	WINNING	LAST 12	STRENGTH OF	OPP. STRENGTH	TEAM	ADJ.	CONF.	ADJ CONF.
Average RPI Loss:	147	RECORD	PCT. RANK	GAMES	SCHEDULE	OF SCHEDULE	RPI	RPI	RPI	RPI
DIV. I ONLY	6- 15	280	5- 7	159	233	253	253	19	19	
DIV. I NON-CONF.	2- 11	308	1- 3	93	241	237	237	15	15	
TOTALS	RPI 1-25	RPI 26-50	W-L RECORDS	RPI 51-100	RPI 101-150	RPI 150+				
6- 15	0- 1	0- 2	OVERALL	0- 1	0- 4	6- 7				
4- 5	0- 0	0- 0	HOME	0- 0	0- 2	4- 3				
2- 8	0- 1	0- 2	AWAY	0- 0	0- 1	2- 4				
0- 2	0- 0	0- 0	NEUTRAL	0- 1	0- 1	0- 0				
2- 11	0- 1	0- 2	NON-CONFERENCE	0- 1	0- 3	2- 4				
1- 3	0- 0	0- 0	HOME	0- 0	0- 1	1- 2				
1- 6	0- 1	0- 2	AWAY	0- 0	0- 1	1- 2				
0- 2	0- 0	0- 0	NEUTRAL	0- 1	0- 1	0- 0				
4- 4	0- 0	0- 0	CONFERENCE	0- 0	0- 1	4- 3				
3- 2	0- 0	0- 0	HOME	0- 0	0- 1	3- 1				
1- 2	0- 0	0- 0	AWAY	0- 0	0- 0	1- 2				
0- 0	0- 0	0- 0	NEUTRAL	0- 0	0- 0	0- 0				

RPI 1-25				RPI 26-50				RPI 51-100				RPI 101+ Team's RPI: 253			
RPI	S	Opponent	Score	RPI	S	Opponent	Score	RPI	S	Opponent	Score	RPI	S	Opponent	Score
12	A	Miami (FL)	39 103	40	A	Tulane	45 62	95	N	Central Ark.	55 73	112	H	McNeese St.	60 68
				49	A	Texas Tech	54 94					121	N	UMKC	70 76
												127	H	Denver	49 52
												139	A	Lamar	68 70
												156	H	UALR	58 54
												157	A	FIU	55 65
												164	H	North Texas	54 56
												182	A	Fla. Atlantic	58 65
												183	H	Stephen F. Austin	58 68
												222	A	Grambling	71 75
												232	H	Western Ky.	53 49
												235	H	Arkansas St.	83 57
												257	H	Nicholls St.	78 68
												292	A	Southern Miss.	74 77
												304	H	Tennessee Tech	64 68
												309	A	Northwestern St.	84 68
												338	A	Troy	49 46
LAST 12 Division I GAMES:															
338	A	Troy	49 46	235	H	Arkansas St.	83 57								
127	H	Denver	49 52	232	H	Western Ky.	53 49								
164	H	North Texas	54 56	309	A	Northwestern St.	84 68								
156	H	UALR	58 54	304	H	Tennessee Tech	64 68								
157	A	FIU	55 65	12	A	Miami (FL)	39 103								
182	A	Fla. Atlantic	58 65	292	A	Southern Miss.	74 77								

Non-Div I Games:

La.-Monroe

■ Loss,
 ■ Non-Conf, S Site,
 ■ Home
 ■ Away
 N Neutral

Average RPI Win:	299	WON-LOST	WINNING	LAST 12	STRENGTH OF	OPP. STRENGTH	TEAM	ADJ.	CONF.	ADJ CONF.
Average RPI Loss:	145	RECORD	PCT. RANK	GAMES	SCHEDULE	OF SCHEDULE	RPI	RPI	RPI	RPI
DIV. I ONLY	7- 13	245	4- 8	280	236	258	258	27	27	
DIV. I NON-CONF.	6- 9	212	3- 4	262	186	259	259	29	29	
TOTALS	RPI 1-25	RPI 26-50	W-L RECORDS	RPI 51-100	RPI 101-150	RPI 150+				
7- 13	0- 2	0- 0	OVERALL	0- 1	0- 3	7- 7				
3- 4	0- 1	0- 0	HOME	0- 1	0- 1	3- 1				
3- 8	0- 1	0- 0	AWAY	0- 0	0- 2	3- 5				
1- 1	0- 0	0- 0	NEUTRAL	0- 0	0- 0	1- 1				
6- 9	0- 2	0- 0	NON-CONFERENCE	0- 1	0- 2	6- 4				
3- 2	0- 1	0- 0	HOME	0- 1	0- 0	3- 0				
2- 6	0- 1	0- 0	AWAY	0- 0	0- 2	2- 3				
1- 1	0- 0	0- 0	NEUTRAL	0- 0	0- 0	1- 1				
1- 4	0- 0	0- 0	CONFERENCE	0- 0	0- 1	1- 3				
0- 2	0- 0	0- 0	HOME	0- 0	0- 1	0- 1				
1- 2	0- 0	0- 0	AWAY	0- 0	0- 0	1- 2				
0- 0	0- 0	0- 0	NEUTRAL	0- 0	0- 0	0- 0				

RPI S	Opponent	Score	RPI S	Opponent	Score	RPI S	Opponent	Score	RPI S	Opponent	Score	Team's RPI: 258
6	A Maryland	36 84				57	H Saint Joseph's	57 65	102	A Syracuse	54 74	
24	H Princeton	47 87							123	H Holy Cross	61 75	
									145	A Pittsburgh	69 74	
									170	A Penn	39 49	
									174	A Lehigh	55 68	
									178	N Monmouth	54 58	
									199	H Manhattan	48 43	
									201	A Bryant	48 56	
									210	H Navy	55 60	
									227	A Rider	56 64	
									233	N East Carolina	64 57	
									274	A Army	43 44	
									317	A Saint Peter's	59 50	
									333	H Columbia	53 45	
									335	H Wagner	66 55	
									339	A Bucknell	49 45	
									340	A St. Francis (NY)	46 33	
LAST 12 Division I GAMES:												
174	A Lehigh	55 68	145	A Pittsburgh	69 74							
123	H Holy Cross	61 75	233	N East Carolina	64 57							
339	A Bucknell	49 45	6	A Maryland	36 84							
274	A Army	43 44	340	A St. Francis (NY)	46 33							
210	H Navy	55 60	201	A Bryant	48 56							
333	H Columbia	53 45	57	H Saint Joseph's	57 65							

Non-Div I Games:

Lafayette

Average RPI Win:	245	WON-LOST	WINNING	LAST 12	STRENGTH OF	OPP. STRENGTH	TEAM	ADJ.	CONF.	ADJ CONF.
Average RPI Loss:	99	RECORD	PCT. RANK	GAMES	SCHEDULE	OF SCHEDULE	RPI	RPI	RPI	RPI
DIV. I ONLY	7- 9	209	4- 7	105	183	139	139	24	24	
DIV. I NON-CONF.	6- 6	160	3- 4	115	179	143	143	26	26	
TOTALS	RPI 1-25	RPI 26-50	W-L RECORDS	RPI 51-100	RPI 101-150	RPI 150+				
7- 9	0- 1	0- 2	OVERALL	0- 3	0- 1	7- 2				
3- 1	0- 0	0- 0	HOME	0- 1	0- 0	3- 0				
3- 7	0- 1	0- 2	AWAY	0- 2	0- 1	3- 1				
1- 1	0- 0	0- 0	NEUTRAL	0- 0	0- 0	1- 1				
6- 6	0- 1	0- 2	NON-CONFERENCE	0- 1	0- 0	6- 2				
3- 0	0- 0	0- 0	HOME	0- 0	0- 0	3- 0				
2- 5	0- 1	0- 2	AWAY	0- 1	0- 0	2- 1				
1- 1	0- 0	0- 0	NEUTRAL	0- 0	0- 0	1- 1				
1- 3	0- 0	0- 0	CONFERENCE	0- 2	0- 1	1- 0				
0- 1	0- 0	0- 0	HOME	0- 1	0- 0	0- 0				
1- 2	0- 0	0- 0	AWAY	0- 1	0- 1	1- 0				
0- 0	0- 0	0- 0	NEUTRAL	0- 0	0- 0	0- 0				

RPI 1-25				RPI 26-50				RPI 51-100				RPI 101+				Team's RPI: 139
RPI	S	Opponent	Score	RPI	S	Opponent	Score	RPI	S	Opponent	Score	RPI	S	Opponent	Score	
7	A	Texas A&M	58 83	27	A	Kansas	40 90	73	A	UTEP	52 81	112	A	McNeese St.	45 58	
				29	A	LSU	35 77	95	A	Central Ark.	53 63	162	H	Ole Miss	67 58	
								95	H	Central Ark.	37 62	173	A	TCU	59 73	
												182	N	Fla. Atlantic	66 61	
												221	H	Rice	61 54	
												248	A	Southern U.	70 62	
												253	H	La.-Monroe	70 68	
												280	N	IUPUI	34 61	
												310	A	Texas-Arlington	68 52	
												342	A	Houston Baptist	73 40	
LAST 12 Division I GAMES:																
95	A	Central Ark.	53 63	29	A	LSU	35 77	173	A	TCU	59 73	280	N	IUPUI	34 61	
310	A	Texas-Arlington	68 52	73	A	UTEP	52 81	182	N	Fla. Atlantic	66 61	27	A	Kansas	40 90	
112	A	McNeese St.	45 58	95	H	Central Ark.	37 62									
95	H	Central Ark.	37 62													
221	H	Rice	61 54													
342	A	Houston Baptist	73 40													

Non-Div I Games: Centenary (LA) 73 44 Our Lady Of The Lak82 62

Lamar

■ Loss,
 ■ Non-Conf,
 ■ S Site,
 ■ H Home
 ■ A Away
 N Neutral

Average RPI Win:	274	WON-LOST	WINNING	LAST 12	STRENGTH OF	OPP. STRENGTH	TEAM	ADJ.	CONF.	ADJ CONF.
Average RPI Loss:	82	RECORD	PCT. RANK	GAMES	SCHEDULE	OF SCHEDULE	RPI	RPI	RPI	RPI
DIV. I ONLY	11- 8	126	9- 3	261	190	174	174	27	27	
DIV. I NON-CONF.	7- 7	160	5- 2	226	143	157	157	29	29	
TOTALS	RPI 1-25	RPI 26-50	W-L RECORDS	RPI 51-100	RPI 101-150	RPI 150+				
11- 8	0- 2	0- 1	OVERALL	0- 2	1- 2	10- 1				
8- 2	0- 1	0- 1	HOME	0- 0	1- 0	7- 0				
3- 5	0- 1	0- 0	AWAY	0- 2	0- 2	3- 0				
0- 1	0- 0	0- 0	NEUTRAL	0- 0	0- 0	0- 1				
7- 7	0- 2	0- 1	NON-CONFERENCE	0- 2	0- 1	7- 1				
5- 2	0- 1	0- 1	HOME	0- 0	0- 0	5- 0				
2- 4	0- 1	0- 0	AWAY	0- 2	0- 1	2- 0				
0- 1	0- 0	0- 0	NEUTRAL	0- 0	0- 0	0- 1				
4- 1	0- 0	0- 0	CONFERENCE	0- 0	1- 1	3- 0				
3- 0	0- 0	0- 0	HOME	0- 0	1- 0	2- 0				
1- 1	0- 0	0- 0	AWAY	0- 0	0- 1	1- 0				
0- 0	0- 0	0- 0	NEUTRAL	0- 0	0- 0	0- 0				

RPI 1-25				RPI 26-50				RPI 51-100				RPI 101+ Team's RPI: 174			
RPI	S	Opponent	Score	RPI	S	Opponent	Score	RPI	S	Opponent	Score	RPI	S	Opponent	Score
13	A	Rutgers	40 68	36	H	Richmond	49 71	57	A	Saint Joseph's	48 66	123	H	Holy Cross	75 60
15	H	Villanova	54 62					80	A	Sacred Heart	51 68	129	A	La Salle	43 63
												149	A	American	49 55
												178	N	Monmouth	73 75
												180	H	Robert Morris	68 54
												208	H	Loyola Maryland	70 60
												258	H	Lafayette	68 55
												299	A	Valparaiso	41 39
												313	H	NJIT	61 37
												317	H	Saint Peter's	64 48
												319	H	Rhode Island	67 56
												322	H	Colgate	85 82
												335	A	Wagner	63 44
												339	A	Bucknell	53 38
LAST 12 Division I GAMES:															
258	H	Lafayette	68 55	319	H	Rhode Island	67 56								
339	A	Bucknell	53 38	180	H	Robert Morris	68 54								
322	H	Colgate	85 82	313	H	NJIT	61 37								
149	A	American	49 55	208	H	Loyola Maryland	70 60								
123	H	Holy Cross	75 60	299	A	Valparaiso	41 39								
36	H	Richmond	49 71	15	H	Villanova	54 62								

Non-Div I Games:

Lehigh

 Loss,
 Non-Conf,
S Site,
 Home
 Away
N Neutral

Liberty

Through Games Of Sunday, January 22, 2012

Average RPI Win:	273	WON-LOST	WINNING	LAST 12	STRENGTH OF	OPP. STRENGTH	TEAM	ADJ.	CONF.	ADJ CONF.
Average RPI Loss:	93	RECORD	PCT. RANK	GAMES	SCHEDULE	OF SCHEDULE	RPI	RPI	RPI	RPI
DIV. I ONLY	7- 7	166	6- 4	133	249	152	152	29	29	
DIV. I NON-CONF.	2- 6	274	1- 3	125	79	131	131	31	31	
TOTALS	RPI 1-25	RPI 26-50	W-L RECORDS	RPI 51-100	RPI 101-150	RPI 150+				
7- 7	0- 1	0- 3	OVERALL	0- 1	0- 1	7- 1				
2- 3	0- 0	0- 1	HOME	0- 1	0- 1	2- 0				
4- 3	0- 0	0- 2	AWAY	0- 0	0- 0	4- 1				
1- 1	0- 1	0- 0	NEUTRAL	0- 0	0- 0	1- 0				
2- 6	0- 1	0- 3	NON-CONFERENCE	0- 1	0- 0	2- 1				
0- 2	0- 0	0- 1	HOME	0- 1	0- 0	0- 0				
1- 3	0- 0	0- 2	AWAY	0- 0	0- 0	1- 1				
1- 1	0- 1	0- 0	NEUTRAL	0- 0	0- 0	1- 0				
5- 1	0- 0	0- 0	CONFERENCE	0- 0	0- 1	5- 0				
2- 1	0- 0	0- 0	HOME	0- 0	0- 1	2- 0				
3- 0	0- 0	0- 0	AWAY	0- 0	0- 0	3- 0				
0- 0	0- 0	0- 0	NEUTRAL	0- 0	0- 0	0- 0				

RPI S	Opponent	Score	RPI S	Opponent	Score	RPI S	Opponent	Score	RPI S	Opponent	Score	Team's RPI: 152
25 N	Oklahoma	45 76	28 H	James Madison	58 62	96 H	VCU	47 52	141 H	High Point	69 73	
			36 A	Richmond	54 66				220 H	Campbell	90 61	
			43 A	Virginia	38 64				229 A	Charleston So.	79 64	
									262 H	Presbyterian	59 39	
									269 A	Radford	76 68	
									284 A	N.C. A&T	74 81	
									296 A	Coastal Caro.	82 45	
									300 A	UNC Greensboro	61 46	
									336 N	Lipscomb	70 27	
LAST 12 Division I GAMES:												
262 H	Presbyterian	59 39	36 A	Richmond	54 66							
229 A	Charleston So.	79 64	43 A	Virginia	38 64							
296 A	Coastal Caro.	82 45	28 H	James Madison	58 62							
220 H	Campbell	90 61	336 N	Lipscomb	70 27							
141 H	High Point	69 73	25 N	Oklahoma	45 76							
269 A	Radford	76 68	284 A	N.C. A&T	74 81							

Non-Div I Games: Virginia-Wise 82 39 Virginia Union 82 37 Glenville St. 116 65

Liberty

Loss, Non-Conf, S Site, H Home A Away N Neutral

Average RPI Win:	313	WON-LOST	WINNING	LAST 12	STRENGTH OF	OPP. STRENGTH	TEAM	ADJ.	CONF.	ADJ CONF.
Average RPI Loss:	221	RECORD	PCT. RANK	GAMES	SCHEDULE	OF SCHEDULE	RPI	RPI	RPI	RPI
DIV. I ONLY	3- 17	320	2- 10	325	326	336	336	30	30	
DIV. I NON-CONF.	2- 9	298	2- 2	327	317	337	337	27	27	
TOTALS	RPI 1-25	RPI 26-50	W-L RECORDS	RPI 51-100	RPI 101-150	RPI 150+				
3- 17	0- 0	0- 0	OVERALL	0- 2	0- 2	3- 13				
2- 6	0- 0	0- 0	HOME	0- 1	0- 1	2- 4				
1- 10	0- 0	0- 0	AWAY	0- 1	0- 1	1- 8				
0- 1	0- 0	0- 0	NEUTRAL	0- 0	0- 0	0- 1				
2- 9	0- 0	0- 0	NON-CONFERENCE	0- 1	0- 1	2- 7				
1- 3	0- 0	0- 0	HOME	0- 0	0- 0	1- 3				
1- 5	0- 0	0- 0	AWAY	0- 1	0- 1	1- 3				
0- 1	0- 0	0- 0	NEUTRAL	0- 0	0- 0	0- 1				
1- 8	0- 0	0- 0	CONFERENCE	0- 1	0- 1	1- 6				
1- 3	0- 0	0- 0	HOME	0- 1	0- 1	1- 1				
0- 5	0- 0	0- 0	AWAY	0- 0	0- 0	0- 5				
0- 0	0- 0	0- 0	NEUTRAL	0- 0	0- 0	0- 0				

RPI 1-25			RPI 26-50			RPI 51-100			RPI 101+ Team's RPI: 336		
RPI	S	Opponent	Score	RPI	S	Opponent	Score	RPI	S	Opponent	Score
								115	H	Stetson	63 74
						56 A Vanderbilt	39 81	118	A	North Carolina	53 95
						66 H Fla. Gulf Coast	59 76	152	N	Liberty	27 70
								162	H	Ole Miss	57 72
								239	A	Alabama A&M	54 72
								264	H	Kennesaw St.	55 74
								266	A	Jacksonville	75 81
								267	A	Tennessee St.	54 80
								275	A	North Florida	67 77
								277	H	Austin Peay	58 61
								278	A	East Tenn. St.	52 89
								288	A	Belmont	54 64
								301	A	S.C. Upstate	66 73
								302	H	Air Force	59 68
								304	A	Tennessee Tech	66 61
								315	H	Gardner-Webb	76 65
								321	H	Mercer	80 70
								337	A	Jacksonville St.	72 81
LAST 12 Division I GAMES:											
278	A	East Tenn. St.	52 89	266	A	Jacksonville	75 81				
301	A	S.C. Upstate	66 73	315	H	Gardner-Webb	76 65				
66	H	Fla. Gulf Coast	59 76	162	H	Ole Miss	57 72				
115	H	Stetson	63 74	118	A	North Carolina	53 95				
288	A	Belmont	54 64	304	A	Tennessee Tech	66 61				
275	A	North Florida	67 77	264	H	Kennesaw St.	55 74				

Non-Div I Games:

Lipscomb

■ Loss,
■ Non-Conf,
■ S Site,
■ H Home
■ A Away
N Neutral

Average RPI Win:	266	WON-LOST	WINNING	LAST 12	STRENGTH OF	OPP. STRENGTH	TEAM	ADJ.	CONF.	ADJ CONF.
Average RPI Loss:	142	RECORD	PCT. RANK	GAMES	SCHEDULE	OF SCHEDULE	RPI	RPI	RPI	RPI
DIV. I ONLY	9- 11	197	7- 5	284	208	240	240	20	20	
DIV. I NON-CONF.	5- 8	220	3- 2	289	219	257	257	17	17	
TOTALS	RPI 1-25	RPI 26-50	W-L RECORDS	RPI 51-100	RPI 101-150	RPI 150+				
9- 11	0- 0	0- 0	OVERALL	0- 4	0- 2	9- 5				
8- 2	0- 0	0- 0	HOME	0- 1	0- 0	8- 1				
1- 9	0- 0	0- 0	AWAY	0- 3	0- 2	1- 4				
0- 0	0- 0	0- 0	NEUTRAL	0- 0	0- 0	0- 0				
5- 8	0- 0	0- 0	NON-CONFERENCE	0- 3	0- 1	5- 4				
4- 1	0- 0	0- 0	HOME	0- 1	0- 0	4- 0				
1- 7	0- 0	0- 0	AWAY	0- 2	0- 1	1- 4				
0- 0	0- 0	0- 0	NEUTRAL	0- 0	0- 0	0- 0				
4- 3	0- 0	0- 0	CONFERENCE	0- 1	0- 1	4- 1				
4- 1	0- 0	0- 0	HOME	0- 0	0- 0	4- 1				
0- 2	0- 0	0- 0	AWAY	0- 1	0- 1	0- 0				
0- 0	0- 0	0- 0	NEUTRAL	0- 0	0- 0	0- 0				

RPI S	Opponent	Score	RPI S	Opponent	Score	RPI S	Opponent	Score	RPI S	Opponent	Score	Team's RPI: 240
						74	H Wichita St.	64 73	102	A Syracuse	42 81	
						87	A Arizona	42 66	120	A Pacific	56 93	
						91	A UC Davis	62 78	160	A Seattle	49 78	
						97	A Washington	46 80	169	A Iona	73 78	
									176	H Cal St. Northridge	50 57	
									188	H UC Santa Barbara	46 34	
									195	A Santa Clara	63 73	
									209	H UC Irvine	63 51	
									226	H Cal Poly	74 67	
									251	H Nevada	61 58	
									276	H Dartmouth	66 52	
									291	A Sacramento St.	67 74	
									293	H Utah Valley	75 43	
									306	H Western Mich.	76 56	
									314	H UC Riverside	70 59	
									333	A Columbia	70 61	
LAST 12 Division I GAMES:												
226	H Cal Poly	74 67	314	H UC Riverside	70 59							
188	H UC Santa Barbara	46 34	74	H Wichita St.	64 73							
91	A UC Davis	62 78	306	H Western Mich.	76 56							
120	A Pacific	56 93	276	H Dartmouth	66 52							
176	H Cal St. Northridge	50 57	87	A Arizona	42 66							
209	H UC Irvine	63 51	251	H Nevada	61 58							

Non-Div I Games:

Long Beach St.

■ Loss,
 ■ Non-Conf, S Site,
 ■ Home
 ■ Away
 N Neutral

Average RPI Win:	286	WON-LOST	WINNING	LAST 12	STRENGTH OF	OPP. STRENGTH	TEAM	ADJ.	CONF.	ADJ CONF.
Average RPI Loss:	156	RECORD	PCT. RANK	GAMES	SCHEDULE	OF SCHEDULE	RPI	RPI	RPI	RPI
DIV. I ONLY	5- 17	301	3- 9	144	273	264	264	28	28	
DIV. I NON-CONF.	5- 17	287	3- 9	144	284	279	279	32	32	
TOTALS	RPI 1-25	RPI 26-50	W-L RECORDS	RPI 51-100	RPI 101-150	RPI 150+				
5- 17	0- 2	0- 1	OVERALL	0- 0	0- 5	5- 9				
4- 2	0- 0	0- 0	HOME	0- 0	0- 0	4- 2				
1- 13	0- 2	0- 1	AWAY	0- 0	0- 4	1- 6				
0- 2	0- 0	0- 0	NEUTRAL	0- 0	0- 1	0- 1				
5- 17	0- 2	0- 1	NON-CONFERENCE	0- 0	0- 5	5- 9				
4- 2	0- 0	0- 0	HOME	0- 0	0- 0	4- 2				
1- 13	0- 2	0- 1	AWAY	0- 0	0- 4	1- 6				
0- 2	0- 0	0- 0	NEUTRAL	0- 0	0- 1	0- 1				
0- 0	0- 0	0- 0	CONFERENCE	0- 0	0- 0	0- 0				
0- 0	0- 0	0- 0	HOME	0- 0	0- 0	0- 0				
0- 0	0- 0	0- 0	AWAY	0- 0	0- 0	0- 0				
0- 0	0- 0	0- 0	NEUTRAL	0- 0	0- 0	0- 0				

RPI 1-25				RPI 26-50				RPI 51-100				RPI 101+ Team's RPI: 264			
RPI	S	Opponent	Score	RPI	S	Opponent	Score	RPI	S	Opponent	Score	RPI	S	Opponent	Score
5	A	Notre Dame	26 92	31	A	Georgetown	45 56					105	A	Appalachian St.	54 64
12	A	Miami (FL)	43 92									109	A	Cincinnati	54 70
												116	A	San Diego St.	37 79
												141	A	High Point	51 73
												144	N	Central Mich.	59 70
												153	H	Coppin St.	51 73
												165	A	Wright St.	44 77
												167	A	William & Mary	43 76
												187	A	Marshall	48 62
												189	H	George Mason	58 80
												220	A	Campbell	33 48
												269	H	Radford	73 59
												272	H	Cornell	68 61
												276	H	Dartmouth	86 76
												286	A	IPFW	54 73
												293	A	Utah Valley	59 64
												302	A	Air Force	59 48
												313	H	NJIT	72 71
												328	N	Southeast Mo. St.	52 56
LAST 12 Division I GAMES:															
276	H	Dartmouth	86 76	153	H	Coppin St.	51 73								
286	A	IPFW	54 73	105	A	Appalachian St.	54 64								
313	H	NJIT	72 71	5	A	Notre Dame	26 92								
293	A	Utah Valley	59 64	109	A	Cincinnati	54 70								
302	A	Air Force	59 48	328	N	Southeast Mo. St.	52 56								
116	A	San Diego St.	37 79	144	N	Central Mich.	59 70								

Non-Div I Games:

Longwood

■ Loss,
 ■ Non-Conf,
 ■ S Site,
 ■ H Home
 ■ A Away
 N Neutral

Louisiana Tech

Through Games Of Sunday, January 22, 2012

Average RPI Win:	246	WON-LOST	WINNING	LAST 12	STRENGTH OF	OPP. STRENGTH	TEAM	ADJ.	CONF.	ADJ CONF.
Average RPI Loss:	127	RECORD	PCT. RANK	GAMES	SCHEDULE	OF SCHEDULE	RPI	RPI	RPI	RPI
DIV. I ONLY	9- 10	183	7- 5	236	142	206	206	25	25	
DIV. I NON-CONF.	7- 8	179	5- 3	205	127	193	193	28	28	
TOTALS	RPI 1-25	RPI 26-50	W-L RECORDS	RPI 51-100	RPI 101-150	RPI 150+				
9- 10	0- 0	0- 2	OVERALL	1- 2	0- 3	8- 3				
4- 4	0- 0	0- 2	HOME	1- 1	0- 1	3- 0				
3- 3	0- 0	0- 0	AWAY	0- 0	0- 1	3- 2				
2- 3	0- 0	0- 0	NEUTRAL	0- 1	0- 1	2- 1				
7- 8	0- 0	0- 2	NON-CONFERENCE	1- 2	0- 2	6- 2				
3- 3	0- 0	0- 2	HOME	1- 1	0- 0	2- 0				
2- 2	0- 0	0- 0	AWAY	0- 0	0- 1	2- 1				
2- 3	0- 0	0- 0	NEUTRAL	0- 1	0- 1	2- 1				
2- 2	0- 0	0- 0	CONFERENCE	0- 0	0- 1	2- 1				
1- 1	0- 0	0- 0	HOME	0- 0	0- 1	1- 0				
1- 1	0- 0	0- 0	AWAY	0- 0	0- 0	1- 1				
0- 0	0- 0	0- 0	NEUTRAL	0- 0	0- 0	0- 0				

RPI 1-25				RPI 26-50				RPI 51-100				RPI 101+				Team's RPI: 206	
RPI	S	Opponent	Score	RPI	S	Opponent	Score	RPI	S	Opponent	Score	RPI	S	Opponent	Score		
				29	H	LSU	55 66	69	H	Missouri St.	65 78	128	A	Oral Roberts	71 92		
				40	H	Tulane	52 61	93	N	Memphis	67 86	138	H	Utah St.	62 79		
								98	H	Mississippi St.	63 62	142	N	Seton Hall	69 72		
												156	H	UALR	64 48		
												177	N	Alabama	59 67		
												214	N	Old Dominion	84 71		
												223	A	Hawaii	46 61		
												232	A	Western Ky.	54 69		
												235	A	Arkansas St.	69 59		
												281	N	Prairie View	89 83		
												289	A	San Jose St.	70 64		
												304	H	Tennessee Tech	82 64		
												316	A	Houston	79 53		
												324	H	Idaho	66 54		
LAST 12 Division I GAMES:																	
				289	A	San Jose St.	70 64	281	N	Prairie View	89 83						
				223	A	Hawaii	46 61	93	N	Memphis	67 86						
				138	H	Utah St.	62 79	235	A	Arkansas St.	69 59						
				324	H	Idaho	66 54	98	H	Mississippi St.	63 62						
				29	H	LSU	55 66	316	A	Houston	79 53						
				304	H	Tennessee Tech	82 64	232	A	Western Ky.	54 69						

Non-Div I Games:

Louisiana Tech

■ Loss,
 ■ Non-Conf,
 ■ S Site,
 ■ H Home
 ■ A Away
 N Neutral

Louisville

Through Games Of Sunday, January 22, 2012

Average RPI Win:	148	WON-LOST	WINNING	LAST 12	STRENGTH OF	OPP. STRENGTH	TEAM	ADJ.	CONF.	ADJ CONF.
Average RPI Loss:	17	RECORD	PCT. RANK	GAMES	SCHEDULE	OF SCHEDULE	RPI	RPI	RPI	RPI
DIV. I ONLY	16- 4	24	9- 3	70	23	18	18	2	2	
DIV. I NON-CONF.	11- 2	24	4- 1	145	45	34	34	2	2	
TOTALS	RPI 1-25	RPI 26-50	W-L RECORDS	RPI 51-100	RPI 101-150	RPI 150+				
16- 4	0- 3	1- 1	OVERALL	6- 0	3- 0	6- 0				
8- 0	0- 0	0- 0	HOME	3- 0	1- 0	4- 0				
8- 4	0- 3	1- 1	AWAY	3- 0	2- 0	2- 0				
0- 0	0- 0	0- 0	NEUTRAL	0- 0	0- 0	0- 0				
11- 2	0- 2	0- 0	NON-CONFERENCE	3- 0	2- 0	6- 0				
5- 0	0- 0	0- 0	HOME	0- 0	1- 0	4- 0				
6- 2	0- 2	0- 0	AWAY	3- 0	1- 0	2- 0				
0- 0	0- 0	0- 0	NEUTRAL	0- 0	0- 0	0- 0				
5- 2	0- 1	1- 1	CONFERENCE	3- 0	1- 0	0- 0				
3- 0	0- 0	0- 0	HOME	3- 0	0- 0	0- 0				
2- 2	0- 1	1- 1	AWAY	0- 0	1- 0	0- 0				
0- 0	0- 0	0- 0	NEUTRAL	0- 0	0- 0	0- 0				

RPI	S	Opponent	Score	RPI	S	Opponent	Score	RPI	S	Opponent	Score	RPI	S	Opponent	Score
7	A	Texas A&M	58 76	31	A	Georgetown	64 61	54	A	Washington St.	75 71	109	A	Cincinnati	64 59
10	A	Kentucky	54 74	37	A	St. John's (NY)	64 72	60	A	Florida St.	85 76	132	H	UT Martin	70 57
13	A	Rutgers	68 71					69	A	Missouri St.	73 64	148	A	Florida A&M	86 66
								70	H	Providence	64 48	159	A	Portland	71 42
								85	H	Marquette	70 53	194	H	Xavier	62 44
								88	H	South Fla.	63 57	273	A	Eastern Ky.	77 53
												277	H	Austin Peay	78 60
												311	H	Murray St.	105 62
												315	H	Gardner-Webb	92 27
LAST 12 Division I GAMES:															
31	A	Georgetown	64 61	132	H	UT Martin	70 57	54	A	Washington St.	75 71				
70	H	Providence	64 48	159	A	Portland	71 42	109	A	Cincinnati	64 59				
13	A	Rutgers	68 71	315	H	Gardner-Webb	92 27	10	A	Kentucky	54 74				
88	H	South Fla.	63 57												
37	A	St. John's (NY)	64 72												
85	H	Marquette	70 53												

Non-Div I Games:

Louisville

■ Loss,
 ■ Non-Conf, S Site,
 ■ Home
 ■ Away
 N Neutral

Average RPI Win:	261	WON-LOST	WINNING	LAST 12	STRENGTH OF	OPP. STRENGTH	TEAM	ADJ.	CONF.	ADJ CONF.
Average RPI Loss:	122	RECORD	PCT. RANK	GAMES	SCHEDULE	OF SCHEDULE	RPI	RPI	RPI	RPI
DIV. I ONLY	8- 10	203	4- 7	265	160	217	217	13	13	
DIV. I NON-CONF.	4- 6	212	0- 3	295	125	246	246	18	18	
TOTALS	RPI 1-25	RPI 26-50	W-L RECORDS	RPI 51-100	RPI 101-150	RPI 150+				
8- 10	0- 2	0- 0	OVERALL	0- 2	0- 2	8- 4				
2- 6	0- 0	0- 0	HOME	0- 2	0- 1	2- 3				
5- 3	0- 2	0- 0	AWAY	0- 0	0- 1	5- 0				
1- 1	0- 0	0- 0	NEUTRAL	0- 0	0- 0	1- 1				
4- 6	0- 1	0- 0	NON-CONFERENCE	0- 2	0- 2	4- 1				
1- 3	0- 0	0- 0	HOME	0- 2	0- 1	1- 0				
2- 2	0- 1	0- 0	AWAY	0- 0	0- 1	2- 0				
1- 1	0- 0	0- 0	NEUTRAL	0- 0	0- 0	1- 1				
4- 4	0- 1	0- 0	CONFERENCE	0- 0	0- 0	4- 3				
1- 3	0- 0	0- 0	HOME	0- 0	0- 0	1- 3				
3- 1	0- 1	0- 0	AWAY	0- 0	0- 0	3- 0				
0- 0	0- 0	0- 0	NEUTRAL	0- 0	0- 0	0- 0				

RPI 1-25				RPI 26-50				RPI 51-100				RPI 101+ Team's RPI: 217			
RPI	S	Opponent	Score	RPI	S	Opponent	Score	RPI	S	Opponent	Score	RPI	S	Opponent	Score
17	A	Green Bay	49 76					77	H	Northwestern	67 72	129	H	La Salle	45 48
23	A	DePaul	65 70					92	H	Eastern Mich.	55 63	136	A	Drake	50 65
												161	H	Detroit	66 76
												165	H	Wright St.	62 64
												184	N	Akron	86 97
												198	A	Youngstown St.	82 77
												228	A	Milwaukee	81 73
												236	H	Butler	57 60
												241	H	Northern Ill.	73 42
												242	A	Cleveland St.	85 67
												268	N	San Francisco	65 63
												285	A	Southern Ill.	66 44
												299	H	Valparaiso	86 56
												329	A	Chicago St.	77 34
LAST 12 Division I GAMES:															
236	H	Butler	57 60	17	A	Green Bay	49 76								
299	H	Valparaiso	86 56	228	A	Milwaukee	81 73								
242	A	Cleveland St.	85 67	136	A	Drake	50 65								
198	A	Youngstown St.	82 77	77	H	Northwestern	67 72								
161	H	Detroit	66 76	129	H	La Salle	45 48								
165	H	Wright St.	62 64	23	A	DePaul	65 70								

Non-Div I Games: Neb. Omaha 69 57

Loyola Chicago

Loss, Non-Conf, S Site, H Home A Away N Neutral

Loyola Maryland

Through Games Of Sunday, January 22, 2012

Average RPI Win: 228	WON-LOST	WINNING	LAST 12	STRENGTH OF	OPP. STRENGTH	TEAM	ADJ.	CONF.	ADJ CONF.
Average RPI Loss: 160	RECORD	PCT. RANK	GAMES	SCHEDULE	OF SCHEDULE	RPI	RPI	RPI	RPI
DIV. I ONLY	7- 12	236	4- 8	169	201	208	208	22	22
DIV. I NON-CONF.	4- 7	228	1- 3	57	171	152	152	19	19
TOTALS	RPI 1-25	RPI 26-50	W-L RECORDS	RPI 51-100	RPI 101-150	RPI 150+			
7- 12	0- 1	0- 2	OVERALL	1- 0	0- 3	6- 6			
4- 4	0- 0	0- 0	HOME	1- 0	0- 1	3- 3			
3- 8	0- 1	0- 2	AWAY	0- 0	0- 2	3- 3			
0- 0	0- 0	0- 0	NEUTRAL	0- 0	0- 0	0- 0			
4- 7	0- 1	0- 1	NON-CONFERENCE	1- 0	0- 3	3- 2			
3- 1	0- 0	0- 0	HOME	1- 0	0- 1	2- 0			
1- 6	0- 1	0- 1	AWAY	0- 0	0- 2	1- 2			
0- 0	0- 0	0- 0	NEUTRAL	0- 0	0- 0	0- 0			
3- 5	0- 0	0- 1	CONFERENCE	0- 0	0- 0	3- 4			
1- 3	0- 0	0- 0	HOME	0- 0	0- 0	1- 3			
2- 2	0- 0	0- 1	AWAY	0- 0	0- 0	2- 1			
0- 0	0- 0	0- 0	NEUTRAL	0- 0	0- 0	0- 0			

RPI 1-25				RPI 26-50				RPI 51-100				RPI 101+ Team's RPI: 208			
RPI	S	Opponent	Score	RPI	S	Opponent	Score	RPI	S	Opponent	Score	RPI	S	Opponent	Score
6	A	Maryland	46 84	45	A	Towson	54 56	81	H	Howard	62 56	130	H	UMBC	56 60
				48	A	Marist	62 70					145	A	Pittsburgh	59 65
												149	A	American	48 63
												174	A	Lehigh	60 70
												199	A	Manhattan	59 45
												199	H	Manhattan	46 61
												210	H	Navy	42 38
												219	A	George Washington	70 62
												224	A	Mt. St. Mary's	54 59
												227	A	Rider	61 67
												250	H	Niagara	54 57
												274	H	Army	68 64
												308	A	Siena	67 54
												308	H	Siena	55 45
												317	H	Saint Peter's	51 68
LAST 12 Division I GAMES:															
199	A	Manhattan	59 45	199	H	Manhattan	46 61								
48	A	Marist	62 70	250	H	Niagara	54 57								
308	H	Siena	55 45	45	A	Towson	54 56								
317	H	Saint Peter's	51 68	149	A	American	48 63								
227	A	Rider	61 67	219	A	George Washington	70 62								
308	A	Siena	67 54	224	A	Mt. St. Mary's	54 59								

Non-Div I Games:

Loyola Maryland

Loss, Non-Conf, S Site, H Home A Away N Neutral

Loyola Marymount

Through Games Of Sunday, January 22, 2012

Average RPI Win:	259	WON-LOST	WINNING	LAST 12	STRENGTH OF	OPP. STRENGTH	TEAM	ADJ.	CONF.	ADJ CONF.
Average RPI Loss:	125	RECORD	PCT. RANK	GAMES	SCHEDULE	OF SCHEDULE	RPI	RPI	RPI	RPI
DIV. I ONLY	5- 14	288	3- 9	114	191	259	259	9	9	
DIV. I NON-CONF.	4- 8	238	2- 3	245	266	310	310	9	9	
TOTALS	RPI 1-25	RPI 26-50	W-L RECORDS	RPI 51-100	RPI 101-150	RPI 150+				
5- 14	0- 0	0- 4	OVERALL	0- 2	0- 3	5- 5				
4- 9	0- 0	0- 3	HOME	0- 2	0- 1	4- 3				
1- 5	0- 0	0- 1	AWAY	0- 0	0- 2	1- 2				
0- 0	0- 0	0- 0	NEUTRAL	0- 0	0- 0	0- 0				
4- 8	0- 0	0- 0	NON-CONFERENCE	0- 2	0- 2	4- 4				
3- 5	0- 0	0- 0	HOME	0- 2	0- 1	3- 2				
1- 3	0- 0	0- 0	AWAY	0- 0	0- 1	1- 2				
0- 0	0- 0	0- 0	NEUTRAL	0- 0	0- 0	0- 0				
1- 6	0- 0	0- 4	CONFERENCE	0- 0	0- 1	1- 1				
1- 4	0- 0	0- 3	HOME	0- 0	0- 0	1- 1				
0- 2	0- 0	0- 1	AWAY	0- 0	0- 1	0- 0				
0- 0	0- 0	0- 0	NEUTRAL	0- 0	0- 0	0- 0				

RPI S	Opponent	Score	RPI S	Opponent	Score	RPI S	Opponent	Score	RPI S	Opponent	Score	Team's RPI: 259
			34 H	Gonzaga	54 80	71 H	UCLA	43 84	103 A	San Diego	58 80	
			39 H	St. Mary's (CA)	72 82	73 H	UTEP	48 68	127 A	Denver	55 71	
			44 A	BYU	47 80				143 H	Portland St.	55 70	
			44 H	BYU	48 72				176 H	Cal St. Northridge	62 79	
									188 A	UC Santa Barbara	49 66	
									195 H	Santa Clara	64 54	
									198 H	Youngstown St.	50 64	
									226 H	Cal Poly	73 72	
									237 A	Cal St. Fullerton	52 79	
									268 H	San Francisco	59 61	
									290 A	New Mexico	57 54	
									291 H	Sacramento St.	86 73	
									295 H	Wyoming	57 54	
LAST 12 Division I GAMES:												
			195 H	Santa Clara	64 54	39 H	St. Mary's (CA)	72 82				
			44 H	BYU	48 72	226 H	Cal Poly	73 72				
			103 A	San Diego	58 80	73 H	UTEP	48 68				
			34 H	Gonzaga	54 80	143 H	Portland St.	55 70				
			44 A	BYU	47 80	291 H	Sacramento St.	86 73				
			268 H	San Francisco	59 61	71 H	UCLA	43 84				

Non-Div I Games:

Loyola Marymount

■ Loss,
 ■ Non-Conf, S Site,
 ■ Home
 ■ Away
 N Neutral

Maine

Average RPI Win: **300**
 Average RPI Loss: **167**

WON-LOST
 RECORD

WINNING
 PCT. RANK

LAST 12
 GAMES

Through Games Of Sunday, January 22, 2012

STRENGTH OF
 SCHEDULE

OPP. STRENGTH
 OF SCHEDULE

TEAM
 RPI

ADJ.
 RPI

CONF.
 RPI

ADJ CONF.
 RPI

DIV. I ONLY	4- 15	306	2- 10	259	282	318	318	14	14
DIV. I NON-CONF.	2- 10	303	0- 5	287	321	325	325	12	12
TOTALS	RPI 1-25	RPI 26-50	W-L RECORDS	RPI 51-100	RPI 101-150	RPI 150+			
4- 15	0- 0	0- 1	OVERALL	0- 2	0- 3	4- 9			
2- 6	0- 0	0- 1	HOME	0- 0	0- 2	2- 3			
2- 6	0- 0	0- 0	AWAY	0- 1	0- 1	2- 4			
0- 3	0- 0	0- 0	NEUTRAL	0- 1	0- 0	0- 2			
2- 10	0- 0	0- 1	NON-CONFERENCE	0- 1	0- 0	2- 8			
1- 4	0- 0	0- 1	HOME	0- 0	0- 0	1- 3			
1- 3	0- 0	0- 0	AWAY	0- 0	0- 0	1- 3			
0- 3	0- 0	0- 0	NEUTRAL	0- 1	0- 0	0- 2			
2- 5	0- 0	0- 0	CONFERENCE	0- 1	0- 3	2- 1			
1- 2	0- 0	0- 0	HOME	0- 0	0- 2	1- 0			
1- 3	0- 0	0- 0	AWAY	0- 1	0- 1	1- 1			
0- 0	0- 0	0- 0	NEUTRAL	0- 0	0- 0	0- 0			

RPI 1-25				RPI 26-50				RPI 51-100				RPI 101+				Team's RPI: 318
RPI	S	Opponent	Score	RPI	S	Opponent	Score	RPI	S	Opponent	Score	RPI	S	Opponent	Score	
				28	H	James Madison	47 64	55	N	Duquesne	38 76	108	A	Hartford	52 64	
								86	A	Boston U.	34 75	119	H	Albany (NY)	48 60	
												130	H	UMBC	55 75	
												196	H	Brown	59 61	
												201	H	Bryant	53 65	
												202	A	Binghamton	54 72	
												205	A	Massachusetts	54 63	
												210	A	Navy	56 73	
												215	A	Central Conn. St.	48 53	
												219	N	George Washington	46 54	
												229	N	Charleston So.	63 78	
												260	H	Vermont	70 60	
												282	A	Stony Brook	57 44	
												308	H	Siena	51 78	
												319	A	Rhode Island	62 58	
												338	H	Troy	66 53	
LAST 12 Division I GAMES:																
				282	A	Stony Brook	57 44	202	A	Binghamton	54 72					
				108	A	Hartford	52 64	308	H	Siena	51 78					
				260	H	Vermont	70 60	229	N	Charleston So.	63 78					
				119	H	Albany (NY)	48 60	55	N	Duquesne	38 76					
				86	A	Boston U.	34 75	205	A	Massachusetts	54 63					
				130	H	UMBC	55 75	28	H	James Madison	47 64					

Non-Div I Games: Maine Maritime 73 37

Maine

Loss, Non-Conf, S Site, H Home A Away N Neutral

Average RPI Win:	234	WON-LOST	WINNING	LAST 12	STRENGTH OF	OPP. STRENGTH	TEAM	ADJ.	CONF.	ADJ CONF.
Average RPI Loss:	169	RECORD	PCT. RANK	GAMES	SCHEDULE	OF SCHEDULE	RPI	RPI	RPI	RPI
DIV. I ONLY	9- 10	183	7- 5	189	330	199	199	22	22	
DIV. I NON-CONF.	6- 6	160	4- 1	234	341	227	227	19	19	
TOTALS	RPI 1-25	RPI 26-50	W-L RECORDS	RPI 51-100	RPI 101-150	RPI 150+				
9- 10	0- 0	0- 1	OVERALL	1- 0	0- 3	8- 6				
6- 3	0- 0	0- 0	HOME	1- 0	0- 1	5- 2				
2- 7	0- 0	0- 1	AWAY	0- 0	0- 2	2- 4				
1- 0	0- 0	0- 0	NEUTRAL	0- 0	0- 0	1- 0				
6- 6	0- 0	0- 0	NON-CONFERENCE	1- 0	0- 2	5- 4				
4- 1	0- 0	0- 0	HOME	1- 0	0- 0	3- 1				
1- 5	0- 0	0- 0	AWAY	0- 0	0- 2	1- 3				
1- 0	0- 0	0- 0	NEUTRAL	0- 0	0- 0	1- 0				
3- 4	0- 0	0- 1	CONFERENCE	0- 0	0- 1	3- 2				
2- 2	0- 0	0- 0	HOME	0- 0	0- 1	2- 1				
1- 2	0- 0	0- 1	AWAY	0- 0	0- 0	1- 1				
0- 0	0- 0	0- 0	NEUTRAL	0- 0	0- 0	0- 0				

RPI 1-25	RPI 26-50	RPI 51-100	RPI 101+ Team's RPI: 199
RPI S Opponent Score	RPI S Opponent Score	RPI S Opponent Score	RPI S Opponent Score
	48 Marist 41 61	80 Sacred Heart 62 50	108 Hartford 45 64
			112 McNeese St. 52 69
			125 Fairfield 59 63
			169 Iona 60 65
			178 Monmouth 71 59
			186 Fordham 49 59
			203 New Hampshire 42 57
			208 Loyola Maryland 61 46
			208 Loyola Maryland 45 59
			211 Canisius 73 51
			227 Rider 59 45
			258 Lafayette 43 48
			272 Cornell 73 49
			274 Army 43 58
			278 N East Tenn. St. 86 53
			313 NJIT 75 66
			340 St. Francis (NY) 50 37
LAST 12 Division I GAMES:			
208 Loyola Maryland 45 59	227 Rider 59 45		
169 Iona 60 65	80 Sacred Heart 62 50		
211 Canisius 73 51	340 St. Francis (NY) 50 37		
48 Marist 41 61	272 Cornell 73 49		
125 Fairfield 59 63	178 Monmouth 71 59		
208 Loyola Maryland 61 46	203 New Hampshire 42 57		

Non-Div I Games:

Manhattan

Average RPI Win:	177	WON-LOST	WINNING	LAST 12	STRENGTH OF	OPP. STRENGTH	TEAM	ADJ.	CONF.	ADJ CONF.
Average RPI Loss:	35	RECORD	PCT. RANK	GAMES	SCHEDULE	OF SCHEDULE	RPI	RPI	RPI	RPI
DIV. I ONLY	13- 6	76	9- 3	48	99	48	48	22	22	
DIV. I NON-CONF.	5- 6	189	1- 3	7	9	14	14	19	19	
TOTALS	RPI 1-25	RPI 26-50	W-L RECORDS	RPI 51-100	RPI 101-150	RPI 150+				
13- 6	0- 3	0- 2	OVERALL	1- 1	5- 0	7- 0				
7- 2	0- 2	0- 0	HOME	0- 0	2- 0	5- 0				
3- 4	0- 1	0- 2	AWAY	0- 1	1- 0	2- 0				
3- 0	0- 0	0- 0	NEUTRAL	1- 0	2- 0	0- 0				
5- 6	0- 3	0- 2	NON-CONFERENCE	1- 1	4- 0	0- 0				
2- 2	0- 2	0- 0	HOME	0- 0	2- 0	0- 0				
0- 4	0- 1	0- 2	AWAY	0- 1	0- 0	0- 0				
3- 0	0- 0	0- 0	NEUTRAL	1- 0	2- 0	0- 0				
8- 0	0- 0	0- 0	CONFERENCE	0- 0	1- 0	7- 0				
5- 0	0- 0	0- 0	HOME	0- 0	0- 0	5- 0				
3- 0	0- 0	0- 0	AWAY	0- 0	1- 0	2- 0				
0- 0	0- 0	0- 0	NEUTRAL	0- 0	0- 0	0- 0				

RPI 1-25				RPI 26-50				Team's RPI: 48				RPI 51-100				RPI 101+			
RPI	S	Opponent	Score	RPI	S	Opponent	Score	RPI	S	Opponent	Score	RPI	S	Opponent	Score	RPI	S	Opponent	Score
11	H	Kansas St.	56 57	26	A	St. Bonaventure	56 67	78	N	South Dakota St.	57 49	103	N	Auburn	69 61				
15	H	Villanova	53 60	46	A	Hofstra	69 71	86	A	Boston U.	36 49	108	H	Hartford	57 51				
24	A	Princeton	51 68									111	H	Yale	78 64				
												125	A	Fairfield	59 47				
												136	N	Drake	50 47				
												199	H	Manhattan	61 41				
												208	H	Loyola Maryland	70 62				
												211	H	Canisius	69 57				
												227	A	Rider	82 56				
												227	H	Rider	76 54				
												250	H	Niagara	63 44				
												317	A	Saint Peter's	56 54				
LAST 12 Division I GAMES:																			
208	H	Loyola Maryland	70 62	211	H	Canisius	69 57												
227	H	Rider	76 54	317	A	Saint Peter's	56 54												
250	H	Niagara	63 44	11	H	Kansas St.	56 57												
125	A	Fairfield	59 47	46	A	Hofstra	69 71												
199	H	Manhattan	61 41	103	N	Auburn	69 61												
227	A	Rider	82 56	26	A	St. Bonaventure	56 67												

Non-Div I Games:

Marist

Average RPI Win:	155	WON-LOST	WINNING	LAST 12	STRENGTH OF	OPP. STRENGTH	TEAM	ADJ.	CONF.	ADJ CONF.
Average RPI Loss:	29	RECORD	PCT. RANK	GAMES	SCHEDULE	OF SCHEDULE	RPI	RPI	RPI	RPI
DIV. I ONLY	11- 8	126	8- 4	55	6	85	85	2	2	
DIV. I NON-CONF.	8- 4	89	5- 0	132	24	126	126	2	2	
TOTALS	RPI 1-25	RPI 26-50	W-L RECORDS	RPI 51-100	RPI 101-150	RPI 150+				
11- 8	1- 5	1- 1	OVERALL	1- 2	3- 0	5- 0				
8- 3	1- 1	0- 1	HOME	1- 1	2- 0	4- 0				
2- 3	0- 3	1- 0	AWAY	0- 0	1- 0	0- 0				
1- 2	0- 1	0- 0	NEUTRAL	0- 1	0- 0	1- 0				
8- 4	0- 3	0- 0	NON-CONFERENCE	1- 1	2- 0	5- 0				
6- 1	0- 1	0- 0	HOME	1- 0	1- 0	4- 0				
1- 1	0- 1	0- 0	AWAY	0- 0	1- 0	0- 0				
1- 2	0- 1	0- 0	NEUTRAL	0- 1	0- 0	1- 0				
3- 4	1- 2	1- 1	CONFERENCE	0- 1	1- 0	0- 0				
2- 2	1- 0	0- 1	HOME	0- 1	1- 0	0- 0				
1- 2	0- 2	1- 0	AWAY	0- 0	0- 0	0- 0				
0- 0	0- 0	0- 0	NEUTRAL	0- 0	0- 0	0- 0				

RPI 1-25				RPI 26-50				RPI 51-100 Team's RPI: 85				RPI 101+			
RPI	S	Opponent	Score	RPI	S	Opponent	Score	RPI	S	Opponent	Score	RPI	S	Opponent	Score
5	A	Notre Dame	42 95	31	H	Georgetown	39 67	54	N	Washington St.	52 65	113	A	Toledo	69 60
15	H	Villanova	51 50	37	A	St. John's (NY)	63 55	70	H	Providence	50 52	126	H	Wisconsin	54 52
16	N	Michigan	51 71					78	H	South Dakota St.	59 51	142	H	Seton Hall	69 60
17	A	Green Bay	50 66									169	H	Iona	93 44
18	A	Louisville	53 70									175	H	Mississippi Val.	69 61
19	H	Georgia Tech	63 74									260	H	Vermont	71 60
												281	N	Prairie View	71 51
												305	H	Ark.-Pine Bluff	84 36
LAST 12 Division I GAMES:															
				70	H	Providence	50 52	113	A	Toledo	69 60				
				31	H	Georgetown	39 67	260	H	Vermont	71 60				
				37	A	St. John's (NY)	63 55	78	H	South Dakota St.	59 51				
				15	H	Villanova	51 50	169	H	Iona	93 44				
				142	H	Seton Hall	69 60	5	A	Notre Dame	42 95				
				18	A	Louisville	53 70	305	H	Ark.-Pine Bluff	84 36				

Non-Div I Games: New Orleans 96 35

Marquette

■ Loss,
 ■ Non-Conf, S Site,
 ■ Home
 ■ Away
 N Neutral

Average RPI Win:	268	WON-LOST	WINNING	LAST 12	STRENGTH OF	OPP. STRENGTH	TEAM	ADJ.	CONF.	ADJ CONF.
Average RPI Loss:	151	RECORD	PCT. RANK	GAMES	SCHEDULE	OF SCHEDULE	RPI	RPI	RPI	RPI
DIV. I ONLY	11- 6	92	8- 4	319	204	187	187	11	11	
DIV. I NON-CONF.	8- 4	89	5- 2	307	262	187	187	16	16	
TOTALS	RPI 1-25	RPI 26-50	W-L RECORDS	RPI 51-100	RPI 101-150	RPI 150+				
11- 6	0- 0	0- 0	OVERALL	0- 2	1- 0	10- 4				
5- 3	0- 0	0- 0	HOME	0- 1	1- 0	4- 2				
5- 2	0- 0	0- 0	AWAY	0- 0	0- 0	5- 2				
1- 1	0- 0	0- 0	NEUTRAL	0- 1	0- 0	1- 0				
8- 4	0- 0	0- 0	NON-CONFERENCE	0- 2	1- 0	7- 2				
3- 1	0- 0	0- 0	HOME	0- 1	1- 0	2- 0				
4- 2	0- 0	0- 0	AWAY	0- 0	0- 0	4- 2				
1- 1	0- 0	0- 0	NEUTRAL	0- 1	0- 0	1- 0				
3- 2	0- 0	0- 0	CONFERENCE	0- 0	0- 0	3- 2				
2- 2	0- 0	0- 0	HOME	0- 0	0- 0	2- 2				
1- 0	0- 0	0- 0	AWAY	0- 0	0- 0	1- 0				
0- 0	0- 0	0- 0	NEUTRAL	0- 0	0- 0	0- 0				

RPI 1-25			RPI 26-50			RPI 51-100			RPI 101+			Team's RPI: 187
RPI	S	Opponent	Score	RPI	S	Opponent	Score	RPI	S	Opponent	Score	
						61 N West Virginia	57 69	109 H Cincinnati			55 47	
						84 H Miami (OH)	49 56	163 H SMU			53 55	
								171 A Furman			54 62	
								181 H UCF			44 55	
								190 H Tulsa			63 45	
								247 A Ohio			56 68	
								263 A Ball St.			60 58	
								264 H Longwood			62 48	
								287 A Evansville			60 48	
								292 H Southern Miss.			55 44	
								294 A Morehead St.			83 66	
								298 H Kent St.			93 55	
								304 A Tennessee Tech			73 68	
								316 A Houston			65 41	
								329 N Chicago St.			72 48	
LAST 12 Division I GAMES:												
181 H UCF			44 55	263 A Ball St.			60 58					
61 N West Virginia			57 69	304 A Tennessee Tech			73 68					
163 H SMU			53 55	171 A Furman			54 62					
292 H Southern Miss.			55 44	264 H Longwood			62 48					
190 H Tulsa			63 45	109 H Cincinnati			55 47					
316 A Houston			65 41	287 A Evansville			60 48					

Non-Div I Games: Neb. Omaha 54 48

Marshall

Maryland

Through Games Of Sunday, January 22, 2012

Average RPI Win:	124	WON-LOST	WINNING	LAST 12	STRENGTH OF	OPP. STRENGTH	TEAM	ADJ.	CONF.	ADJ CONF.
Average RPI Loss:	11	RECORD	PCT. RANK	GAMES	SCHEDULE	OF SCHEDULE	RPI	RPI	RPI	RPI
DIV. I ONLY	18- 2	7	10- 2	15	60	6	6	6	6	6
DIV. I NON-CONF.	13- 0	1	5- 0	41	132	13	13	4	4	4
TOTALS	RPI 1-25	RPI 26-50	W-L RECORDS	RPI 51-100	RPI 101-150	RPI 150+				
18- 2	3- 2	3- 0	OVERALL	2- 0	4- 0	6- 0				
11- 0	3- 0	3- 0	HOME	1- 0	1- 0	3- 0				
6- 2	0- 2	0- 0	AWAY	1- 0	3- 0	2- 0				
1- 0	0- 0	0- 0	NEUTRAL	0- 0	0- 0	1- 0				
13- 0	2- 0	2- 0	NON-CONFERENCE	1- 0	2- 0	6- 0				
8- 0	2- 0	2- 0	HOME	1- 0	0- 0	3- 0				
4- 0	0- 0	0- 0	AWAY	0- 0	2- 0	2- 0				
1- 0	0- 0	0- 0	NEUTRAL	0- 0	0- 0	1- 0				
5- 2	1- 2	1- 0	CONFERENCE	1- 0	2- 0	0- 0				
3- 0	1- 0	1- 0	HOME	0- 0	1- 0	0- 0				
2- 2	0- 2	0- 0	AWAY	1- 0	1- 0	0- 0				
0- 0	0- 0	0- 0	NEUTRAL	0- 0	0- 0	0- 0				

RPI	S	Opponent	Score	RPI	S	Opponent	Score	RPI	S	Opponent	Score	RPI	S	Opponent	Score
8	H	Delaware	85 76	31	H	Georgetown	72 53	57	H	Saint Joseph's	94 71	106	H	Wake Forest	86 58
9	A	Duke	72 80	43	H	Virginia	68 61	60	A	Florida St.	91 70	118	A	North Carolina	78 72
12	A	Miami (FL)	63 75	45	H	Towson	82 46					130	A	UMBC	70 59
16	H	Michigan	74 65									149	A	American	76 42
19	H	Georgia Tech	77 74									157	A	FIU	84 52
												189	A	George Mason	78 50
												208	H	Loyola Maryland	84 46
												258	H	Lafayette	84 36
												303	N	CSU Bakersfield	114 83
												334	H	Delaware St.	108 33
LAST 12 Division I GAMES:															
9	A	Duke	72 80	60	A	Florida St.	91 70	8	H	Delaware	85 76	258	H	Lafayette	84 36
106	H	Wake Forest	86 58	43	H	Virginia	68 61	189	A	George Mason	78 50	334	H	Delaware St.	108 33
12	A	Miami (FL)	63 75	45	H	Towson	82 46	149	A	American	76 42				
118	A	North Carolina	78 72												
19	H	Georgia Tech	77 74												

Non-Div I Games:

Maryland

Loss, Non-Conf, S Site, H Home A Away N Neutral

Massachusetts

Through Games Of Sunday, January 22, 2012

Average RPI Win: 240	WON-LOST	WINNING	LAST 12	STRENGTH OF	OPP. STRENGTH	TEAM	ADJ.	CONF.	ADJ CONF.
Average RPI Loss: 111	RECORD	PCT. RANK	GAMES	SCHEDULE	OF SCHEDULE	RPI	RPI	RPI	RPI
DIV. I ONLY	6- 13	259	5- 7	113	140	205	205	8	8
DIV. I NON-CONF.	5- 10	238	4- 4	128	196	220	220	8	8
TOTALS	RPI 1-25	RPI 26-50	W-L RECORDS	RPI 51-100	RPI 101-150	RPI 150+			
6- 13	0- 0	0- 2	OVERALL	1- 5	0- 1	5- 5			
2- 7	0- 0	0- 1	HOME	1- 3	0- 0	1- 3			
3- 6	0- 0	0- 1	AWAY	0- 2	0- 1	3- 2			
1- 0	0- 0	0- 0	NEUTRAL	0- 0	0- 0	1- 0			
5- 10	0- 0	0- 1	NON-CONFERENCE	1- 3	0- 1	4- 5			
2- 4	0- 0	0- 0	HOME	1- 1	0- 0	1- 3			
2- 6	0- 0	0- 1	AWAY	0- 2	0- 1	2- 2			
1- 0	0- 0	0- 0	NEUTRAL	0- 0	0- 0	1- 0			
1- 3	0- 0	0- 1	CONFERENCE	0- 2	0- 0	1- 0			
0- 3	0- 0	0- 1	HOME	0- 2	0- 0	0- 0			
1- 0	0- 0	0- 0	AWAY	0- 0	0- 0	1- 0			
0- 0	0- 0	0- 0	NEUTRAL	0- 0	0- 0	0- 0			

RPI S	Opponent	Score	RPI S	Opponent	Score	RPI S	Opponent	Score	RPI S	Opponent	Score	Team's RPI: 205
36	H Richmond	54 73	53	H Dayton	55 80	123	A Holy Cross	64 76				
43	A Virginia	38 53	57	H Saint Joseph's	58 86	162	H Ole Miss	67 72				
			58	A Quinnipiac	63 66	166	H Harvard	47 68				
			70	H Providence	45 66	189	A George Mason	52 55				
			84	A Miami (OH)	56 81	191	A Boston College	64 80				
			86	H Boston U.	55 49	202	A Binghamton	64 55				
						204	N Elon	76 56				
						215	H Central Conn. St.	55 58				
						308	A Siena	58 53				
						318	H Maine	63 54				
						319	A Rhode Island	46 39				
LAST 12 Division I GAMES:												
53	H Dayton	55 80	204	N Elon	76 56							
36	H Richmond	54 73	308	A Siena	58 53							
319	A Rhode Island	46 39	202	A Binghamton	64 55							
57	H Saint Joseph's	58 86	318	H Maine	63 54							
166	H Harvard	47 68	70	H Providence	45 66							
43	A Virginia	38 53	191	A Boston College	64 80							

Non-Div I Games:

Massachusetts

Loss, Non-Conf, S Site, H Home A Away N Neutral

Average RPI Win:	251	WON-LOST	WINNING	LAST 12	STRENGTH OF	OPP. STRENGTH	TEAM	ADJ.	CONF.	ADJ CONF.
Average RPI Loss:	27	RECORD	PCT. RANK	GAMES	SCHEDULE	OF SCHEDULE	RPI	RPI	RPI	RPI
DIV. I ONLY	12- 4	43	6- 3	291	96	112	112	24	24	
DIV. I NON-CONF.	7- 4	98	1- 3	192	30	63	63	26	26	
TOTALS	RPI 1-25	RPI 26-50	W-L RECORDS	RPI 51-100	RPI 101-150	RPI 150+				
12- 4	0- 2	0- 1	OVERALL	0- 1	2- 0	10- 0				
7- 1	0- 0	0- 1	HOME	0- 0	2- 0	5- 0				
4- 3	0- 2	0- 0	AWAY	0- 1	0- 0	4- 0				
1- 0	0- 0	0- 0	NEUTRAL	0- 0	0- 0	1- 0				
7- 4	0- 2	0- 1	NON-CONFERENCE	0- 1	1- 0	6- 0				
3- 1	0- 0	0- 1	HOME	0- 0	1- 0	2- 0				
3- 3	0- 2	0- 0	AWAY	0- 1	0- 0	3- 0				
1- 0	0- 0	0- 0	NEUTRAL	0- 0	0- 0	1- 0				
5- 0	0- 0	0- 0	CONFERENCE	0- 0	1- 0	4- 0				
4- 0	0- 0	0- 0	HOME	0- 0	1- 0	3- 0				
1- 0	0- 0	0- 0	AWAY	0- 0	0- 0	1- 0				
0- 0	0- 0	0- 0	NEUTRAL	0- 0	0- 0	0- 0				

RPI 1-25				RPI 26-50				RPI 51-100				RPI 101+ Team's RPI: 112			
RPI	S	Opponent	Score	RPI	S	Opponent	Score	RPI	S	Opponent	Score	RPI	S	Opponent	Score
1	A	Baylor	50 90	29	H	LSU	43 64	71	A	UCLA	59 67	101	H	UAB	61 56
7	A	Texas A&M	62 72									139	H	Lamar	58 45
												199	H	Manhattan	69 52
												213	H	Texas St.	72 41
												225	N	Tex.-Pan American	67 46
												253	A	La.-Monroe	68 60
												279	H	La.-Lafayette	80 59
												309	H	Northwestern St.	64 54
												316	A	Houston	72 59
												320	H	A&M-Corpus Christi	66 51
												330	A	Texas Southern	70 37
												331	A	Southeastern La.	60 36
LAST 12 Division I GAMES:															
309	H	Northwestern St.	64 54	1	A	Baylor	50 90								
331	A	Southeastern La.	60 36	29	H	LSU	43 64								
213	H	Texas St.	72 41	330	A	Texas Southern	70 37								
139	H	Lamar	58 45	253	A	La.-Monroe	68 60								
320	H	A&M-Corpus Christi	66 51	316	A	Houston	72 59								
7	A	Texas A&M	62 72	225	N	Tex.-Pan American	67 46								

Non-Div I Games: Centenary (LA) 89 32 Southern-N.O. 78 23 Wiley 82 54

McNeese St.

Average RPI Win: 258				STRENGTH OF		OPP. STRENGTH		TEAM		ADJ. RPI		CONF. RPI		ADJ CONF. RPI							
Average RPI Loss: 126				SCHEDULE		OF SCHEDULE		RPI		RPI		RPI		RPI							
DIV. I ONLY				4- 10		280		4- 7		174		149		218		218		26		26	
DIV. I NON-CONF.				2- 8		292		2- 5		61		74		153		153		23		23	
TOTALS		RPI 1-25		RPI 26-50		W-L RECORDS		RPI 51-100		RPI 101-150		RPI 150+									
4- 10		0- 0		0- 3		OVERALL		0- 1		1- 3		3- 3									
1- 3		0- 0		0- 0		HOME		0- 0		0- 1		1- 2									
3- 7		0- 0		0- 3		AWAY		0- 1		1- 2		2- 1									
0- 0		0- 0		0- 0		NEUTRAL		0- 0		0- 0		0- 0									
2- 8		0- 0		0- 3		NON-CONFERENCE		0- 1		1- 2		1- 2									
0- 2		0- 0		0- 0		HOME		0- 0		0- 0		0- 2									
2- 6		0- 0		0- 3		AWAY		0- 1		1- 2		1- 0									
0- 0		0- 0		0- 0		NEUTRAL		0- 0		0- 0		0- 0									
2- 2		0- 0		0- 0		CONFERENCE		0- 0		0- 1		2- 1									
1- 1		0- 0		0- 0		HOME		0- 0		0- 1		1- 0									
1- 1		0- 0		0- 0		AWAY		0- 0		0- 0		1- 1									
0- 0		0- 0		0- 0		NEUTRAL		0- 0		0- 0		0- 0									

RPI 1-25				RPI 26-50				RPI 51-100				RPI 101+				Team's RPI: 218	
RPI	S	Opponent	Score	RPI	S	Opponent	Score	RPI	S	Opponent	Score	RPI	S	Opponent	Score		
				28	A	James Madison	53 61	88	A	South Fla.	50 71	106	A	Wake Forest	45 77		
				30	A	Penn St.	51 76					130	A	UMBC	60 65		
				45	A	Towson	45 58					148	H	Florida A&M	49 54		
												149	A	American	39 37		
												211	H	Canisius	43 45		
												214	A	Old Dominion	63 59		
												224	H	Mt. St. Mary's	44 63		
												252	A	Norfolk St.	58 61		
												334	A	Delaware St.	69 56		
												334	H	Delaware St.	60 32		
LAST 12 Division I GAMES:																	
				148	H	Florida A&M	49 54	45	A	Towson	45 58						
				334	A	Delaware St.	69 56	30	A	Penn St.	51 76						
				252	A	Norfolk St.	58 61	130	A	UMBC	60 65						
				106	A	Wake Forest	45 77	334	H	Delaware St.	60 32						
				214	A	Old Dominion	63 59	149	A	American	39 37						
				88	A	South Fla.	50 71	211	H	Canisius	43 45						

Non-Div I Games: Elizabeth City St. 55 62

Md.-East. Shore

Loss, Non-Conf, S Site, H Home A Away N Neutral

Average RPI Win:	219	WON-LOST	WINNING	LAST 12	STRENGTH OF	OPP. STRENGTH	TEAM	ADJ.	CONF.	ADJ CONF.
Average RPI Loss:	73	RECORD	PCT. RANK	GAMES	SCHEDULE	OF SCHEDULE	RPI	RPI	RPI	RPI
DIV. I ONLY	14- 4	31	9- 3	297	72	93	93	11	11	
DIV. I NON-CONF.	10- 3	49	5- 2	334	40	133	133	16	16	
TOTALS	RPI 1-25	RPI 26-50	W-L RECORDS	RPI 51-100	RPI 101-150	RPI 150+				
14- 4	0- 0	1- 1	OVERALL	0- 2	3- 1	10- 0				
10- 0	0- 0	1- 0	HOME	0- 0	2- 0	7- 0				
3- 4	0- 0	0- 1	AWAY	0- 2	1- 1	2- 0				
1- 0	0- 0	0- 0	NEUTRAL	0- 0	0- 0	1- 0				
10- 3	0- 0	0- 1	NON-CONFERENCE	0- 1	2- 1	8- 0				
8- 0	0- 0	0- 0	HOME	0- 0	2- 0	6- 0				
1- 3	0- 0	0- 1	AWAY	0- 1	0- 1	1- 0				
1- 0	0- 0	0- 0	NEUTRAL	0- 0	0- 0	1- 0				
4- 1	0- 0	1- 0	CONFERENCE	0- 1	1- 0	2- 0				
2- 0	0- 0	1- 0	HOME	0- 0	0- 0	1- 0				
2- 1	0- 0	0- 0	AWAY	0- 1	1- 0	1- 0				
0- 0	0- 0	0- 0	NEUTRAL	0- 0	0- 0	0- 0				

RPI 1-25				RPI 26-50				RPI 51-100				Team's RPI: 93		RPI 101+			
RPI	S	Opponent	Score	RPI	S	Opponent	Score	RPI	S	Opponent	Score		RPI	S	Opponent	Score	
				37	A	St. John's (NY)	60 64	73	A	UTEP	60 66		101	A	UAB	70 59	
				40	H	Tulane	61 59	75	A	Missouri	48 58		107	A	Illinois	54 62	
													132	H	UT Martin	90 69	
													142	H	Seton Hall	82 73	
													156	A	UALR	81 66	
													206	N	Louisiana Tech	86 67	
													233	H	East Carolina	62 59	
													261	H	Saint Louis	63 60	
													267	H	Tennessee St.	88 64	
													288	H	Belmont	79 40	
													292	A	Southern Miss.	85 44	
													305	H	Ark.-Pine Bluff	89 60	
													310	H	Texas-Arlington	77 60	
													331	H	Southeastern La.	80 44	
LAST 12 Division I GAMES:																	
				101	A	UAB	70 59	75	A	Missouri	48 58						
				292	A	Southern Miss.	85 44	37	A	St. John's (NY)	60 64						
				233	H	East Carolina	62 59	206	N	Louisiana Tech	86 67						
				73	A	UTEP	60 66	156	A	UALR	81 66						
				40	H	Tulane	61 59	132	H	UT Martin	90 69						
				142	H	Seton Hall	82 73	267	H	Tennessee St.	88 64						

Non-Div I Games:

Memphis

■ Loss,
 ■ Non-Conf, S Site,
 ■ Home
 ■ Away
 N Neutral

Average RPI Win:	256	WON-LOST	WINNING	LAST 12	STRENGTH OF	OPP. STRENGTH	TEAM	ADJ.	CONF.	ADJ CONF.
Average RPI Loss:	191	RECORD	PCT. RANK	GAMES	SCHEDULE	OF SCHEDULE	RPI	RPI	RPI	RPI
DIV. I ONLY	3- 17	320	1- 11	225	263	321	321	30	30	
DIV. I NON-CONF.	2- 9	298	1- 4	129	152	285	285	27	27	
TOTALS	RPI 1-25	RPI 26-50	W-L RECORDS	RPI 51-100	RPI 101-150	RPI 150+				
3- 17	0- 2	0- 0	OVERALL	0- 1	1- 4	2- 10				
1- 10	0- 2	0- 0	HOME	0- 1	0- 2	1- 5				
2- 7	0- 0	0- 0	AWAY	0- 0	1- 2	1- 5				
0- 0	0- 0	0- 0	NEUTRAL	0- 0	0- 0	0- 0				
2- 9	0- 2	0- 0	NON-CONFERENCE	0- 0	1- 3	1- 4				
1- 5	0- 2	0- 0	HOME	0- 0	0- 1	1- 2				
1- 4	0- 0	0- 0	AWAY	0- 0	1- 2	0- 2				
0- 0	0- 0	0- 0	NEUTRAL	0- 0	0- 0	0- 0				
1- 8	0- 0	0- 0	CONFERENCE	0- 1	0- 1	1- 6				
0- 5	0- 0	0- 0	HOME	0- 1	0- 1	0- 3				
1- 3	0- 0	0- 0	AWAY	0- 0	0- 0	1- 3				
0- 0	0- 0	0- 0	NEUTRAL	0- 0	0- 0	0- 0				

RPI	S	Opponent	Score	RPI	S	Opponent	Score	RPI	S	Opponent	Score	RPI	S	Opponent	Score
5	H	Notre Dame	42 128					66	H	Fla. Gulf Coast	50 98	103	H	Auburn	43 77
21	H	Georgia	43 80									106	A	Wake Forest	44 90
												115	H	Stetson	84 89
												135	A	Davidson	60 75
												141	A	High Point	75 67
												181	A	UCF	43 72
												216	H	Winthrop	74 88
												256	H	Ga. Southern	55 57
												264	H	Kennesaw St.	51 75
												266	H	Jacksonville	65 76
												275	H	North Florida	39 49
												278	A	East Tenn. St.	46 72
												288	A	Belmont	64 61
												301	A	S.C. Upstate	56 77
												326	A	UNC Asheville	75 76
												336	A	Lipscomb	70 80
												338	H	Troy	69 59
LAST 12 Division I GAMES:															
275	H	North Florida	39 49	66	H	Fla. Gulf Coast	50 98	5	H	Notre Dame	42 128	216	H	Winthrop	74 88
266	H	Jacksonville	65 76	5	H	Notre Dame	42 128	326	A	UNC Asheville	75 76	338	H	Troy	69 59
264	H	Kennesaw St.	51 75	216	H	Winthrop	74 88	338	H	Troy	69 59	21	H	Georgia	43 80
301	A	S.C. Upstate	56 77	326	A	UNC Asheville	75 76								
278	A	East Tenn. St.	46 72	338	H	Troy	69 59								
115	H	Stetson	84 89	21	H	Georgia	43 80								

Non-Div I Games:

Mercer

■ Loss,
■ Non-Conf, S Site,
■ Home
■ Away
N Neutral

Average RPI Win:	118	WON-LOST	WINNING	LAST 12	STRENGTH OF	OPP. STRENGTH	TEAM	ADJ.	CONF.	ADJ CONF.
Average RPI Loss:	50	RECORD	PCT. RANK	GAMES	SCHEDULE	OF SCHEDULE	RPI	RPI	RPI	RPI
DIV. I ONLY	15- 3	19	10- 2	21	17	12	12	6	6	
DIV. I NON-CONF.	10- 2	32	5- 1	69	25	18	18	4	4	
TOTALS	RPI 1-25	RPI 26-50	W-L RECORDS	RPI 51-100	RPI 101-150	RPI 150+				
15- 3	3- 1	1- 1	OVERALL	5- 0	1- 1	5- 0				
10- 0	2- 0	0- 0	HOME	2- 0	1- 0	5- 0				
4- 3	1- 1	1- 1	AWAY	2- 0	0- 1	0- 0				
1- 0	0- 0	0- 0	NEUTRAL	1- 0	0- 0	0- 0				
10- 2	1- 1	0- 1	NON-CONFERENCE	3- 0	1- 0	5- 0				
8- 0	1- 0	0- 0	HOME	1- 0	1- 0	5- 0				
1- 2	0- 1	0- 1	AWAY	1- 0	0- 0	0- 0				
1- 0	0- 0	0- 0	NEUTRAL	1- 0	0- 0	0- 0				
5- 1	2- 0	1- 0	CONFERENCE	2- 0	0- 1	0- 0				
2- 0	1- 0	0- 0	HOME	1- 0	0- 0	0- 0				
3- 1	1- 0	1- 0	AWAY	1- 0	0- 1	0- 0				
0- 0	0- 0	0- 0	NEUTRAL	0- 0	0- 0	0- 0				

RPI 1-25				RPI 26-50				RPI 51-100				RPI 101+			
RPI	S	Opponent	Score	RPI	S	Opponent	Score	RPI	S	Opponent	Score	RPI	S	Opponent	Score
2	A	Tennessee	76 92	31	A	Georgetown	46 71	52	H	North Carolina St.	78 68	118	A	North Carolina	63 65
6	H	Maryland	75 63	43	A	Virginia	56 53	60	A	Florida St.	60 57	123	H	Holy Cross	89 49
13	H	Rutgers	92 81					83	A	Michigan St.	76 60	162	H	Ole Miss	76 48
19	A	Georgia Tech	77 65					88	N	South Fla.	92 72	225	H	Tex.-Pan American	83 37
								96	H	VCU	91 61	253	H	La.-Monroe	103 39
												264	H	Longwood	92 43
												281	H	Prairie View	107 26
LAST 12 Division I GAMES:															
43	A	Virginia	56 53	96	H	VCU	91 61	123	H	Holy Cross	89 49	31	A	Georgetown	46 71
60	A	Florida St.	60 57	6	H	Maryland	75 63	253	H	La.-Monroe	103 39	162	H	Ole Miss	76 48
19	A	Georgia Tech	77 65	52	H	North Carolina St.	78 68	13	H	Rutgers	92 81				
118	A	North Carolina	63 65												

Non-Div I Games: Alas. Anchorage 72 55

Miami (FL)

■ Loss,
■ Non-Conf, S Site,
■ Home
■ Away
N Neutral

Average RPI Win:	215	WON-LOST	WINNING	LAST 12	STRENGTH OF	OPP. STRENGTH	TEAM	ADJ.	CONF.	ADJ CONF.
Average RPI Loss:	75	RECORD	PCT. RANK	GAMES	SCHEDULE	OF SCHEDULE	RPI	RPI	RPI	RPI
DIV. I ONLY	15- 4	27	11- 1	204	172	84	84	12	12	
DIV. I NON-CONF.	10- 3	49	6- 0	185	167	67	67	13	13	
TOTALS	RPI 1-25	RPI 26-50	W-L RECORDS	RPI 51-100	RPI 101-150	RPI 150+				
15- 4	0- 0	0- 1	OVERALL	0- 2	1- 1	14- 0				
11- 1	0- 0	0- 0	HOME	0- 1	1- 0	10- 0				
4- 3	0- 0	0- 1	AWAY	0- 1	0- 1	4- 0				
0- 0	0- 0	0- 0	NEUTRAL	0- 0	0- 0	0- 0				
10- 3	0- 0	0- 1	NON-CONFERENCE	0- 1	1- 1	9- 0				
8- 0	0- 0	0- 0	HOME	0- 0	1- 0	7- 0				
2- 3	0- 0	0- 1	AWAY	0- 1	0- 1	2- 0				
0- 0	0- 0	0- 0	NEUTRAL	0- 0	0- 0	0- 0				
5- 1	0- 0	0- 0	CONFERENCE	0- 1	0- 0	5- 0				
3- 1	0- 0	0- 0	HOME	0- 1	0- 0	3- 0				
2- 0	0- 0	0- 0	AWAY	0- 0	0- 0	2- 0				
0- 0	0- 0	0- 0	NEUTRAL	0- 0	0- 0	0- 0				

RPI S	Opponent	Score	RPI S	Opponent	Score	RPI S	Opponent	Score	RPI S	Opponent	Score
50	A Temple	36 70	55	A Duquesne	63 64	79	H Bowling Green	58 61	109	H Cincinnati	74 69
									115	A Stetson	62 71
									165	H Wright St.	70 63
									169	H Iona	92 77
									180	A Robert Morris	61 50
									184	A Akron	95 85
									185	H Indiana	77 72
									187	A Marshall	56 49
									192	H Buffalo	72 51
									197	H Northeastern	75 55
									205	H Massachusetts	81 56
									247	A Ohio	67 47
									273	H Eastern Ky.	60 55
									298	H Kent St.	73 55
									306	H Western Mich.	82 67
									329	H Chicago St.	74 60
LAST 12 Division I GAMES:											
306	H Western Mich.	82 67	180	A Robert Morris	61 50						
79	H Bowling Green	58 61	329	H Chicago St.	74 60						
247	A Ohio	67 47	197	H Northeastern	75 55						
298	H Kent St.	73 55	109	H Cincinnati	74 69						
192	H Buffalo	72 51	165	H Wright St.	70 63						
184	A Akron	95 85	273	H Eastern Ky.	60 55						

Non-Div I Games:

Miami (OH)

Michigan

Average RPI Win: 118

Average RPI Loss: 53

WON-LOST

WINNING

LAST 12

Through Games Of Sunday, January 22, 2012

STRENGTH OF

OPP. STRENGTH

TEAM

ADJ.

CONF.

ADJ CONF.

RECORD

PCT. RANK

GAMES

SCHEDULE

OF SCHEDULE

RPI

RPI

RPI

RPI

DIV. I ONLY

16- 4

24

9- 3

53

10

16

16

4

4

DIV. I NON-CONF.

11- 2

24

4- 1

65

13

17

17

3

3

TOTALS

RPI 1-25

RPI 26-50

W-L RECORDS

RPI 51-100

RPI 101-150

RPI 150+

16- 4

1- 1

1- 1

OVERALL

5- 2

5- 0

4- 0

8- 0

1- 0

0- 0

HOME

2- 0

3- 0

2- 0

5- 4

0- 1

1- 1

AWAY

1- 2

2- 0

1- 0

3- 0

0- 0

0- 0

NEUTRAL

2- 0

0- 0

1- 0

11- 2

0- 1

1- 0

NON-CONFERENCE

3- 1

4- 0

3- 0

5- 0

0- 0

0- 0

HOME

1- 0

3- 0

1- 0

3- 2

0- 1

1- 0

AWAY

0- 1

1- 0

1- 0

3- 0

0- 0

0- 0

NEUTRAL

2- 0

0- 0

1- 0

5- 2

1- 0

0- 1

CONFERENCE

2- 1

1- 0

1- 0

3- 0

1- 0

0- 0

HOME

1- 0

0- 0

1- 0

2- 2

0- 0

0- 1

AWAY

1- 1

1- 0

0- 0

0- 0

0- 0

0- 0

NEUTRAL

0- 0

0- 0

0- 0

RPI 1-25

Team's RPI: 16

RPI 26-50

RPI 51-100

RPI 101+

RPI	S	Opponent	Score
6	A	Maryland	65 74
14	H	Ohio St.	73 62

RPI	S	Opponent	Score
30	A	Penn St.	63 78
32	A	Florida	69 66

RPI	S	Opponent	Score
54	N	Washington St.	69 39
76	H	Iowa St.	56 49
77	A	Northwestern	58 48
83	A	Michigan St.	55 60
85	N	Marquette	71 51
92	A	Eastern Mich.	64 77
100	H	Minnesota	61 57

RPI	S	Opponent	Score
107	A	Illinois	70 50
117	H	Utah	55 50
122	H	Illinois St.	76 59
142	A	Seton Hall	51 47
150	H	Indiana St.	72 44
161	A	Detroit	61 51
182	H	Fla. Atlantic	73 51
185	H	Indiana	66 48
281	N	Prairie View	59 53

LAST 12 Division I GAMES:

185	H	Indiana	66 48
77	A	Northwestern	58 48
100	H	Minnesota	61 57
30	A	Penn St.	63 78
14	H	Ohio St.	73 62
83	A	Michigan St.	55 60
107	A	Illinois	70 50
122	H	Illinois St.	76 59
150	H	Indiana St.	72 44
92	A	Eastern Mich.	64 77
161	A	Detroit	61 51
76	H	Iowa St.	56 49

Non-Div I Games:

Michigan

■ Loss,
 ■ Non-Conf, S Site,
 ■ Home
 ■ Away
 N Neutral

Average RPI Win:	180	WON-LOST	WINNING	LAST 12	STRENGTH OF	OPP. STRENGTH	TEAM	ADJ.	CONF.	ADJ CONF.
Average RPI Loss:	58	RECORD	PCT. RANK	GAMES	SCHEDULE	OF SCHEDULE	RPI	RPI	RPI	RPI
DIV. I ONLY	12- 7	97	7- 5	88	40	83	83	4	4	
DIV. I NON-CONF.	8- 5	106	3- 3	150	59	105	105	3	3	
TOTALS	RPI 1-25	RPI 26-50	W-L RECORDS	RPI 51-100	RPI 101-150	RPI 150+				
12- 7	1- 3	1- 0	OVERALL	1- 3	0- 1	9- 0				
7- 2	1- 2	0- 0	HOME	1- 0	0- 0	5- 0				
3- 3	0- 0	1- 0	AWAY	0- 3	0- 0	2- 0				
2- 2	0- 1	0- 0	NEUTRAL	0- 0	0- 1	2- 0				
8- 5	0- 2	0- 0	NON-CONFERENCE	1- 2	0- 1	7- 0				
5- 1	0- 1	0- 0	HOME	1- 0	0- 0	4- 0				
1- 2	0- 0	0- 0	AWAY	0- 2	0- 0	1- 0				
2- 2	0- 1	0- 0	NEUTRAL	0- 0	0- 1	2- 0				
4- 2	1- 1	1- 0	CONFERENCE	0- 1	0- 0	2- 0				
2- 1	1- 1	0- 0	HOME	0- 0	0- 0	1- 0				
2- 1	0- 0	1- 0	AWAY	0- 1	0- 0	1- 0				
0- 0	0- 0	0- 0	NEUTRAL	0- 0	0- 0	0- 0				

RPI 1-25				RPI 26-50				RPI 51-100 Team's RPI: 83				RPI 101+			
RPI	S	Opponent	Score	RPI	S	Opponent	Score	RPI	S	Opponent	Score	RPI	S	Opponent	Score
12	H	Miami (FL)	60 76	30	A	Penn St.	75 65	51	A	Texas	53 61	145	N	Pittsburgh	54 64
14	H	Ohio St.	56 64					66	A	Fla. Gulf Coast	58 59	161	H	Detroit	64 41
15	N	Villanova	64 75					92	H	Eastern Mich.	60 59	172	H	Oakland	67 42
16	H	Michigan	60 55					100	A	Minnesota	65 71	185	A	Indiana	63 49
												185	H	Indiana	67 47
												212	N	Colorado St.	72 45
												228	A	Milwaukee	70 57
												284	N	N.C. A&T	113 60
												286	H	IPFW	62 56
												306	H	Western Mich.	80 45
LAST 12 Division I GAMES:															
100	A	Minnesota	65 71	145	N	Pittsburgh	54 64								
14	H	Ohio St.	56 64	212	N	Colorado St.	72 45								
185	H	Indiana	67 47	51	A	Texas	53 61								
30	A	Penn St.	75 65	161	H	Detroit	64 41								
16	H	Michigan	60 55	92	H	Eastern Mich.	60 59								
185	A	Indiana	63 49	12	H	Miami (FL)	60 76								

Non-Div I Games:

Michigan St.

Middle Tenn.

Through Games Of Sunday, January 22, 2012

Average RPI Win:	198	WON-LOST	WINNING	LAST 12	STRENGTH OF	OPP. STRENGTH	TEAM	ADJ.	CONF.	ADJ CONF.
Average RPI Loss:	24	RECORD	PCT. RANK	GAMES	SCHEDULE	OF SCHEDULE	RPI	RPI	RPI	RPI
DIV. I ONLY	16- 5	42	11- 1	87	81	47	47	19	19	
DIV. I NON-CONF.	8- 5	106	3- 1	56	11	26	26	15	15	
TOTALS	RPI 1-25	RPI 26-50	W-L RECORDS	RPI 51-100	RPI 101-150	RPI 150+				
16- 5	1- 2	0- 3	OVERALL	2- 0	0- 0	13- 0				
9- 2	1- 1	0- 1	HOME	1- 0	0- 0	7- 0				
6- 3	0- 1	0- 2	AWAY	0- 0	0- 0	6- 0				
1- 0	0- 0	0- 0	NEUTRAL	1- 0	0- 0	0- 0				
8- 5	1- 2	0- 3	NON-CONFERENCE	2- 0	0- 0	5- 0				
5- 2	1- 1	0- 1	HOME	1- 0	0- 0	3- 0				
2- 3	0- 1	0- 2	AWAY	0- 0	0- 0	2- 0				
1- 0	0- 0	0- 0	NEUTRAL	1- 0	0- 0	0- 0				
8- 0	0- 0	0- 0	CONFERENCE	0- 0	0- 0	8- 0				
4- 0	0- 0	0- 0	HOME	0- 0	0- 0	4- 0				
4- 0	0- 0	0- 0	AWAY	0- 0	0- 0	4- 0				
0- 0	0- 0	0- 0	NEUTRAL	0- 0	0- 0	0- 0				

RPI 1-25				RPI 26-50				Team's RPI: 47	RPI 51-100				RPI 101+			
RPI	S	Opponent	Score	RPI	S	Opponent	Score		RPI	S	Opponent	Score	RPI	S	Opponent	Score
2	A	Tennessee	43 82	28	A	James Madison	46 60		78	H	South Dakota St.	59 49	157	A	FIU	74 60
10	H	Kentucky	70 58	30	A	Penn St.	49 65		82	N	UNC Wilmington	79 60	157	H	FIU	58 53
19	H	Georgia Tech	47 58	42	H	Arkansas	53 59						168	A	South Ala.	60 53
													168	H	South Ala.	60 39
													182	A	Fla. Atlantic	55 37
													194	A	Xavier	65 49
													235	H	Arkansas St.	71 62
													267	H	Tennessee St.	94 53
													277	H	Austin Peay	69 63
													278	A	East Tenn. St.	78 63
													279	H	La.-Lafayette	104 53
													304	H	Tennessee Tech	74 55
													338	A	Troy	72 66
LAST 12 Division I GAMES:																
168	A	South Ala.	60 53	168	H	South Ala.	60 39									
235	H	Arkansas St.	71 62	10	H	Kentucky	70 58									
182	A	Fla. Atlantic	55 37	157	H	FIU	58 53									
157	A	FIU	74 60	267	H	Tennessee St.	94 53									
279	H	La.-Lafayette	104 53	19	H	Georgia Tech	47 58									
338	A	Troy	72 66	194	A	Xavier	65 49									

Non-Div I Games:

Middle Tenn.

■ Loss,
 ■ Non-Conf, S Site,
 ■ Home
 ■ Away
 N Neutral

Average RPI Win: 212	WON-LOST	WINNING	LAST 12	STRENGTH OF	OPP. STRENGTH	TEAM	ADJ.	CONF.	ADJ CONF.
Average RPI Loss: 136	RECORD	PCT. RANK	GAMES	SCHEDULE	OF SCHEDULE	RPI	RPI	RPI	RPI
DIV. I ONLY	5- 12	274	3- 9	118	126	228	228	13	13
DIV. I NON-CONF.	4- 6	212	2- 3	162	54	245	245	18	18
TOTALS	RPI 1-25	RPI 26-50	W-L RECORDS	RPI 51-100	RPI 101-150	RPI 150+			
5- 12	0- 3	0- 0	OVERALL	0- 1	2- 2	3- 6			
3- 6	0- 1	0- 0	HOME	0- 1	1- 1	2- 3			
2- 6	0- 2	0- 0	AWAY	0- 0	1- 1	1- 3			
0- 0	0- 0	0- 0	NEUTRAL	0- 0	0- 0	0- 0			
4- 6	0- 2	0- 0	NON-CONFERENCE	0- 1	2- 2	2- 1			
2- 2	0- 0	0- 0	HOME	0- 1	1- 1	1- 0			
2- 4	0- 2	0- 0	AWAY	0- 0	1- 1	1- 1			
0- 0	0- 0	0- 0	NEUTRAL	0- 0	0- 0	0- 0			
1- 6	0- 1	0- 0	CONFERENCE	0- 0	0- 0	1- 5			
1- 4	0- 1	0- 0	HOME	0- 0	0- 0	1- 3			
0- 2	0- 0	0- 0	AWAY	0- 0	0- 0	0- 2			
0- 0	0- 0	0- 0	NEUTRAL	0- 0	0- 0	0- 0			

RPI 1-25				RPI 26-50				RPI 51-100				RPI 101+				Team's RPI: 228	
RPI	S	Opponent	Score	RPI	S	Opponent	Score	RPI	S	Opponent	Score	RPI	S	Opponent	Score		
1	A	Baylor	41 72					83	H	Michigan St.	57 70	113	H	Toledo	60 57		
17	H	Green Bay	53 88									126	H	Wisconsin	51 68		
25	A	Oklahoma	50 72									136	A	Drake	51 63		
												147	A	Bradley	71 67		
												155	H	Ill.-Chicago	41 67		
												161	A	Detroit	48 71		
												165	A	Wright St.	72 75		
												198	H	Youngstown St.	76 68		
												217	H	Loyola Chicago	73 81		
												242	H	Cleveland St.	58 68		
												271	A	Western Ill.	79 66		
												306	A	Western Mich.	63 69		
												329	H	Chicago St.	79 48		
LAST 12 Division I GAMES:																	
198	H	Youngstown St.	76 68	217	H	Loyola Chicago	73 81										
242	H	Cleveland St.	58 68	113	H	Toledo	60 57										
165	A	Wright St.	72 75	329	H	Chicago St.	79 48										
161	A	Detroit	48 71	25	A	Oklahoma	50 72										
17	H	Green Bay	53 88	1	A	Baylor	41 72										
155	H	Ill.-Chicago	41 67	306	A	Western Mich.	63 69										

Non-Div I Games:

Milwaukee

■ Loss,
 ■ Non-Conf, S Site,
 ■ Home
 ■ Away
 N Neutral

Minnesota

Average RPI Win: 183				Through Games Of Sunday, January 22, 2012					
Average RPI Loss: 53	WON-LOST RECORD	WINNING PCT. RANK	LAST 12 GAMES	STRENGTH OF SCHEDULE	OPP. STRENGTH OF SCHEDULE	TEAM RPI	ADJ. RPI	CONF. RPI	ADJ CONF. RPI
DIV. I ONLY	11- 10	163	7- 5	40	78	100	100	4	4
DIV. I NON-CONF.	8- 6	130	4- 1	88	114	136	136	3	3
TOTALS	RPI 1-25	RPI 26-50	W-L RECORDS	RPI 51-100	RPI 101-150	RPI 150+			
11- 10	0- 4	1- 1	OVERALL	2- 3	0- 2	8- 0			
8- 2	0- 2	0- 0	HOME	1- 0	0- 0	7- 0			
1- 5	0- 2	0- 1	AWAY	1- 0	0- 2	0- 0			
2- 3	0- 0	1- 0	NEUTRAL	0- 3	0- 0	1- 0			
8- 6	0- 1	1- 0	NON-CONFERENCE	0- 3	0- 2	7- 0			
6- 1	0- 1	0- 0	HOME	0- 0	0- 0	6- 0			
0- 2	0- 0	0- 0	AWAY	0- 0	0- 2	0- 0			
2- 3	0- 0	1- 0	NEUTRAL	0- 3	0- 0	1- 0			
3- 4	0- 3	0- 1	CONFERENCE	2- 0	0- 0	1- 0			
2- 1	0- 1	0- 0	HOME	1- 0	0- 0	1- 0			
1- 3	0- 2	0- 1	AWAY	1- 0	0- 0	0- 0			
0- 0	0- 0	0- 0	NEUTRAL	0- 0	0- 0	0- 0			

RPI 1-25				RPI 26-50				RPI 51-100 Team's RPI: 100				RPI 101+			
RPI	S	Opponent	Score	RPI	S	Opponent	Score	RPI	S	Opponent	Score	RPI	S	Opponent	Score
1	H	Baylor	60 89	33	A	Nebraska	49 64	58	N	Quinnipiac	62 64	106	A	Wake Forest	65 82
16	A	Michigan	57 61	42	N	Arkansas	68 60	60	N	Florida St.	56 68	127	A	Denver	63 72
20	A	Purdue	53 57					77	A	Northwestern	68 60	166	H	Harvard	79 53
20	H	Purdue	55 72					83	H	Michigan St.	71 65	179	N	Virginia Tech	65 64
								88	N	South Fla.	52 60	185	H	Indiana	84 43
												202	H	Binghamton	65 40
												230	H	North Dakota St.	80 41
												238	H	Alcorn St.	75 46
												302	H	Air Force	81 46
												313	H	NJIT	71 47
LAST 12 Division I GAMES:															
33	A	Nebraska	49 64	20	A	Purdue	53 57								
83	H	Michigan St.	71 65	313	H	NJIT	71 47								
16	A	Michigan	57 61	127	A	Denver	63 72								
20	H	Purdue	55 72	238	H	Alcorn St.	75 46								
77	A	Northwestern	68 60	166	H	Harvard	79 53								
185	H	Indiana	84 43	302	H	Air Force	81 46								

Minnesota

Minnesota

Non-Div I Games:

Minnesota

Loss, Non-Conf, S Site, H Home A Away N Neutral

Average RPI Win:	205	WON-LOST	WINNING	LAST 12	STRENGTH OF	OPP. STRENGTH	TEAM	ADJ.	CONF.	ADJ CONF.
Average RPI Loss:	52	RECORD	PCT. RANK	GAMES	SCHEDULE	OF SCHEDULE	RPI	RPI	RPI	RPI
DIV. I ONLY	13- 6	76	7- 5	163	63	98	98	3	3	
DIV. I NON-CONF.	10- 3	49	4- 2	302	88	155	155	5	5	
TOTALS	RPI 1-25	RPI 26-50	W-L RECORDS	RPI 51-100	RPI 101-150	RPI 150+				
13- 6	0- 3	1- 2	OVERALL	0- 0	1- 0	11- 1				
9- 2	0- 1	1- 1	HOME	0- 0	1- 0	7- 0				
4- 3	0- 2	0- 0	AWAY	0- 0	0- 0	4- 1				
0- 1	0- 0	0- 1	NEUTRAL	0- 0	0- 0	0- 0				
10- 3	0- 1	1- 1	NON-CONFERENCE	0- 0	0- 0	9- 1				
8- 0	0- 0	1- 0	HOME	0- 0	0- 0	7- 0				
2- 2	0- 1	0- 0	AWAY	0- 0	0- 0	2- 1				
0- 1	0- 0	0- 1	NEUTRAL	0- 0	0- 0	0- 0				
3- 3	0- 2	0- 1	CONFERENCE	0- 0	1- 0	2- 0				
1- 2	0- 1	0- 1	HOME	0- 0	1- 0	0- 0				
2- 1	0- 1	0- 0	AWAY	0- 0	0- 0	2- 0				
0- 0	0- 0	0- 0	NEUTRAL	0- 0	0- 0	0- 0				

RPI 1-25				RPI 26-50				RPI 51-100				Team's RPI: 98	RPI 101+			
RPI	S	Opponent	Score	RPI	S	Opponent	Score	RPI	S	Opponent	Score		RPI	S	Opponent	Score
7	A	Texas A&M	47 93	29	H	LSU	48 53						103	H	Auburn	62 57
10	A	Kentucky	40 88	38	N	Oklahoma St.	71 78						162	A	Ole Miss	51 46
21	H	Georgia	51 68	40	H	Tulane	70 55						168	H	South Ala.	63 47
													175	H	Mississippi Val.	64 47
													177	A	Alabama	66 61
													194	H	Xavier	71 65
													206	A	Louisiana Tech	62 63
													238	H	Alcorn St.	66 48
													244	A	Savannah St.	56 42
													251	A	Nevada	67 63
													279	H	La.-Lafayette	72 38
													292	H	Southern Miss.	71 57
													337	H	Jacksonville St.	78 41
LAST 12 Division I GAMES:																
103	H	Auburn	62 57	251	A	Nevada	67 63									
162	A	Ole Miss	51 46	38	N	Oklahoma St.	71 78									
21	H	Georgia	51 68	279	H	La.-Lafayette	72 38									
177	A	Alabama	66 61	292	H	Southern Miss.	71 57									
10	A	Kentucky	40 88	206	A	Louisiana Tech	62 63									
29	H	LSU	48 53	40	H	Tulane	70 55									

Non-Div I Games:

Mississippi St.

■ Loss,
 ■ Non-Conf, S Site,
 ■ Home
 ■ Away
 N Neutral

Average RPI Win:	258	WON-LOST	WINNING	LAST 12	STRENGTH OF	OPP. STRENGTH	TEAM	ADJ.	CONF.	ADJ CONF.
Average RPI Loss:	101	RECORD	PCT. RANK	GAMES	SCHEDULE	OF SCHEDULE	RPI	RPI	RPI	RPI
DIV. I ONLY	4- 10	280	4- 6	81	103	175	175	32	32	
DIV. I NON-CONF.	0- 8	337	0- 4	2	4	41	41	21	21	
TOTALS	RPI 1-25	RPI 26-50	W-L RECORDS	RPI 51-100	RPI 101-150	RPI 150+				
4- 10	0- 2	0- 2	OVERALL	0- 4	0- 0	4- 2				
3- 0	0- 0	0- 0	HOME	0- 0	0- 0	3- 0				
1- 10	0- 2	0- 2	AWAY	0- 4	0- 0	1- 2				
0- 0	0- 0	0- 0	NEUTRAL	0- 0	0- 0	0- 0				
0- 8	0- 2	0- 2	NON-CONFERENCE	0- 4	0- 0	0- 0				
0- 0	0- 0	0- 0	HOME	0- 0	0- 0	0- 0				
0- 8	0- 2	0- 2	AWAY	0- 4	0- 0	0- 0				
0- 0	0- 0	0- 0	NEUTRAL	0- 0	0- 0	0- 0				
4- 2	0- 0	0- 0	CONFERENCE	0- 0	0- 0	4- 2				
3- 0	0- 0	0- 0	HOME	0- 0	0- 0	3- 0				
1- 2	0- 0	0- 0	AWAY	0- 0	0- 0	1- 2				
0- 0	0- 0	0- 0	NEUTRAL	0- 0	0- 0	0- 0				

RPI 1-25				RPI 26-50				RPI 51-100				RPI 101+ Team's RPI: 175			
RPI	S	Opponent	Score	RPI	S	Opponent	Score	RPI	S	Opponent	Score	RPI	S	Opponent	Score
1	A	Baylor	55 93	33	A	Nebraska	53 99	67	A	Iowa	80 86	238	H	Alcorn St.	66 58
10	A	Kentucky	51 90	42	A	Arkansas	40 59	76	A	Iowa St.	47 77	239	A	Alabama A&M	69 67
								85	A	Marquette	61 69	248	H	Southern U.	78 61
								98	A	Mississippi St.	47 64	281	A	Prairie View	56 61
												305	H	Ark.-Pine Bluff	92 50
												312	A	Alabama St.	62 65
LAST 12 Division I GAMES:															
281	A	Prairie View	56 61	1	A	Baylor	55 93	42	A	Arkansas	40 59	67	A	Iowa	80 86
248	H	Southern U.	78 61	76	A	Iowa St.	47 77	10	A	Kentucky	51 90	98	A	Mississippi St.	47 64
238	H	Alcorn St.	66 58												
239	A	Alabama A&M	69 67												
312	A	Alabama St.	62 65												
305	H	Ark.-Pine Bluff	92 50												

Non-Div I Games: Rust 79 44 Talladega 63 33 Concordia-Selma 76 43

Mississippi Val.

Loss, Non-Conf, S Site, H Home A Away N Neutral

Average RPI Win:	217	WON-LOST	WINNING	LAST 12	STRENGTH OF	OPP. STRENGTH	TEAM	ADJ.	CONF.	ADJ CONF.
Average RPI Loss:	30	RECORD	PCT. RANK	GAMES	SCHEDULE	OF SCHEDULE	RPI	RPI	RPI	RPI
DIV. I ONLY	10- 7	120	5- 7	26	114	75	75	1	1	
DIV. I NON-CONF.	10- 1	14	5- 1	139	330	166	166	1	1	
TOTALS	RPI 1-25	RPI 26-50	W-L RECORDS	RPI 51-100	RPI 101-150	RPI 150+				
10- 7	0- 3	0- 3	OVERALL	1- 1	1- 0	8- 0				
7- 4	0- 0	0- 3	HOME	1- 1	1- 0	5- 0				
3- 3	0- 3	0- 0	AWAY	0- 0	0- 0	3- 0				
0- 0	0- 0	0- 0	NEUTRAL	0- 0	0- 0	0- 0				
10- 1	0- 0	0- 0	NON-CONFERENCE	1- 1	1- 0	8- 0				
7- 1	0- 0	0- 0	HOME	1- 1	1- 0	5- 0				
3- 0	0- 0	0- 0	AWAY	0- 0	0- 0	3- 0				
0- 0	0- 0	0- 0	NEUTRAL	0- 0	0- 0	0- 0				
0- 6	0- 3	0- 3	CONFERENCE	0- 0	0- 0	0- 0				
0- 3	0- 0	0- 3	HOME	0- 0	0- 0	0- 0				
0- 3	0- 3	0- 0	AWAY	0- 0	0- 0	0- 0				
0- 0	0- 0	0- 0	NEUTRAL	0- 0	0- 0	0- 0				

RPI	S	Opponent	Score	RPI	S	Opponent	Score	RPI	S	Opponent	Score	RPI	S	Opponent	Score
1	A	Baylor	46 90	27	H	Kansas	63 72	77	H	Northwestern	70 74	114	H	Eastern Ill.	56 54
7	A	Texas A&M	52 78	38	H	Oklahoma St.	58 62	93	H	Memphis	58 48	151	H	Sam Houston St.	66 48
11	A	Kansas St.	46 72	49	H	Texas Tech	63 69					165	H	Wright St.	92 62
												249	A	UTSA	70 50
												254	H	North Dakota	69 52
												261	A	Saint Louis	68 56
												275	H	North Florida	67 46
												287	H	Evansville	74 51
												320	A	A&M-Corpus Christi	75 58
LAST 12 Division I GAMES:															
38	H	Oklahoma St.	58 62	151	H	Sam Houston St.	66 48								
7	A	Texas A&M	52 78	93	H	Memphis	58 48								
27	H	Kansas	63 72	287	H	Evansville	74 51								
11	A	Kansas St.	46 72	254	H	North Dakota	69 52								
49	H	Texas Tech	63 69	114	H	Eastern Ill.	56 54								
1	A	Baylor	46 90	77	H	Northwestern	70 74								

Non-Div I Games:

Missouri

Average RPI Win:	190	WON-LOST	WINNING	LAST 12	STRENGTH OF	OPP. STRENGTH	TEAM	ADJ.	CONF.	ADJ CONF.
Average RPI Loss:	94	RECORD	PCT. RANK	GAMES	SCHEDULE	OF SCHEDULE	RPI	RPI	RPI	RPI
DIV. I ONLY	11- 6	92	8- 4	117	102	69	69	10	10	
DIV. I NON-CONF.	7- 3	87	4- 1	87	70	54	54	10	10	
TOTALS	RPI 1-25	RPI 26-50	W-L RECORDS	RPI 51-100	RPI 101-150	RPI 150+				
11- 6	0- 2	0- 1	OVERALL	1- 1	3- 1	7- 1				
6- 1	0- 1	0- 0	HOME	1- 0	1- 0	4- 0				
5- 5	0- 1	0- 1	AWAY	0- 1	2- 1	3- 1				
0- 0	0- 0	0- 0	NEUTRAL	0- 0	0- 0	0- 0				
7- 3	0- 2	0- 1	NON-CONFERENCE	0- 0	1- 0	6- 0				
4- 1	0- 1	0- 0	HOME	0- 0	0- 0	4- 0				
3- 2	0- 1	0- 1	AWAY	0- 0	1- 0	2- 0				
0- 0	0- 0	0- 0	NEUTRAL	0- 0	0- 0	0- 0				
4- 3	0- 0	0- 0	CONFERENCE	1- 1	2- 1	1- 1				
2- 0	0- 0	0- 0	HOME	1- 0	1- 0	0- 0				
2- 3	0- 0	0- 0	AWAY	0- 1	1- 1	1- 1				
0- 0	0- 0	0- 0	NEUTRAL	0- 0	0- 0	0- 0				

RPI 1-25				RPI 26-50				RPI 51-100				RPI 101+			
RPI	S	Opponent	Score	RPI	S	Opponent	Score	RPI	S	Opponent	Score	RPI	S	Opponent	Score
11	A	Kansas St.	63 65	38	A	Oklahoma St.	57 80	74	A	Wichita St.	51 53	128	A	Oral Roberts	85 79
18	H	Louisville	64 73					99	H	Creighton	70 60	136	H	Drake	78 46
												140	A	UNI	54 62
												147	A	Bradley	79 70
												156	H	UALR	73 50
												164	H	North Texas	78 67
												206	A	Louisiana Tech	78 65
												235	A	Arkansas St.	77 68
												255	H	Morgan St.	104 74
												278	H	East Tenn. St.	81 70
												285	A	Southern Ill.	72 78
												287	A	Evansville	74 49
LAST 12 Division I GAMES:															
287	A	Evansville	74 49	147	A	Bradley	79 70								
285	A	Southern Ill.	72 78	235	A	Arkansas St.	77 68								
74	A	Wichita St.	51 53	255	H	Morgan St.	104 74								
136	H	Drake	78 46	164	H	North Texas	78 67								
99	H	Creighton	70 60	38	A	Oklahoma St.	57 80								
140	A	UNI	54 62	278	H	East Tenn. St.	81 70								

Non-Div I Games:

Missouri St.

Average RPI Win: 221	WON-LOST	WINNING	LAST 12	STRENGTH OF	OPP. STRENGTH	TEAM	ADJ.	CONF.	ADJ CONF.
Average RPI Loss: 157	RECORD	PCT. RANK	GAMES	SCHEDULE	OF SCHEDULE	RPI	RPI	RPI	RPI
DIV. I ONLY	10- 8	130	8- 4	275	154	178	178	21	21
DIV. I NON-CONF.	5- 6	189	3- 2	217	124	151	151	24	24
TOTALS	RPI 1-25	RPI 26-50	W-L RECORDS	RPI 51-100	RPI 101-150	RPI 150+			
10- 8	1- 0	0- 1	OVERALL	0- 0	1- 2	8- 5			
6- 2	1- 0	0- 0	HOME	0- 0	0- 1	5- 1			
2- 6	0- 0	0- 1	AWAY	0- 0	1- 1	1- 4			
2- 0	0- 0	0- 0	NEUTRAL	0- 0	0- 0	2- 0			
5- 6	1- 0	0- 1	NON-CONFERENCE	0- 0	0- 2	4- 3			
3- 2	1- 0	0- 0	HOME	0- 0	0- 1	2- 1			
0- 4	0- 0	0- 1	AWAY	0- 0	0- 1	0- 2			
2- 0	0- 0	0- 0	NEUTRAL	0- 0	0- 0	2- 0			
5- 2	0- 0	0- 0	CONFERENCE	0- 0	1- 0	4- 2			
3- 0	0- 0	0- 0	HOME	0- 0	0- 0	3- 0			
2- 2	0- 0	0- 0	AWAY	0- 0	1- 0	1- 2			
0- 0	0- 0	0- 0	NEUTRAL	0- 0	0- 0	0- 0			

RPI 1-25				RPI 26-50				RPI 51-100				RPI 101+ Team's RPI: 178			
RPI	S	Opponent	Score	RPI	S	Opponent	Score	RPI	S	Opponent	Score	RPI	S	Opponent	Score
15	H	Villanova	49 48	31	A	Georgetown	44 64					106	A	Wake Forest	54 88
												110	A	LIU Brooklyn	67 57
												130	H	UMBC	64 68
												158	A	Saint Francis (PA)	69 82
												174	N	Lehigh	75 73
												180	A	Robert Morris	54 57
												180	H	Robert Morris	75 66
												199	A	Manhattan	59 71
												216	H	Winthrop	54 88
												224	H	Mt. St. Mary's	59 52
												233	A	East Carolina	52 75
												252	H	Norfolk St.	69 62
												258	N	Lafayette	58 54
												317	H	Saint Peter's	73 64
												335	H	Wagner	65 42
												340	A	St. Francis (NY)	53 44
LAST 12 Division I GAMES:															
180	H	Robert Morris	75 66	252	H	Norfolk St.	69 62								
340	A	St. Francis (NY)	53 44	199	A	Manhattan	59 71								
110	A	LIU Brooklyn	67 57	216	H	Winthrop	54 88								
224	H	Mt. St. Mary's	59 52	317	H	Saint Peter's	73 64								
335	H	Wagner	65 42	158	A	Saint Francis (PA)	69 82								
15	H	Villanova	49 48	180	A	Robert Morris	54 57								

Non-Div I Games:

Monmouth

■ Loss,
 ■ Non-Conf, S Site,
 ■ Home
 ■ Away
 N Neutral

Montana

Through Games Of Sunday, January 22, 2012

Average RPI Win:	263	WON-LOST	WINNING	LAST 12	STRENGTH OF	OPP. STRENGTH	TEAM	ADJ.	CONF.	ADJ CONF.
Average RPI Loss:	126	RECORD	PCT. RANK	GAMES	SCHEDULE	OF SCHEDULE	RPI	RPI	RPI	RPI
DIV. I ONLY	9- 8	151	6- 5	271	175	193	193	16	16	
DIV. I NON-CONF.	5- 6	189	2- 3	237	201	185	185	14	14	
TOTALS	RPI 1-25	RPI 26-50	W-L RECORDS	RPI 51-100	RPI 101-150	RPI 150+				
9- 8	0- 0	0- 2	OVERALL	0- 1	2- 2	7- 3				
6- 2	0- 0	0- 0	HOME	0- 1	1- 0	5- 1				
3- 4	0- 0	0- 1	AWAY	0- 0	1- 1	2- 2				
0- 2	0- 0	0- 1	NEUTRAL	0- 0	0- 1	0- 0				
5- 6	0- 0	0- 2	NON-CONFERENCE	0- 0	1- 2	4- 2				
4- 1	0- 0	0- 0	HOME	0- 0	1- 0	3- 1				
1- 3	0- 0	0- 1	AWAY	0- 0	0- 1	1- 1				
0- 2	0- 0	0- 1	NEUTRAL	0- 0	0- 1	0- 0				
4- 2	0- 0	0- 0	CONFERENCE	0- 1	1- 0	3- 1				
2- 1	0- 0	0- 0	HOME	0- 1	0- 0	2- 0				
2- 1	0- 0	0- 0	AWAY	0- 0	1- 0	1- 1				
0- 0	0- 0	0- 0	NEUTRAL	0- 0	0- 0	0- 0				

RPI S	Opponent	Score	RPI S	Opponent	Score	RPI S	Opponent	Score	RPI S	Opponent	Score	Team's RPI: 193
34	A Gonzaga	54 70	39	N St. Mary's (CA)	65 67	62	H Idaho St.	51 58	127	A Denver	52 53	
									133	N Samford	45 59	
									138	H Utah St.	61 60	
									146	A Eastern Wash.	53 46	
									154	A Northern Colo.	42 59	
									159	A Portland	46 55	
									254	H North Dakota	60 39	
									291	A Sacramento St.	88 79	
									292	H Southern Miss.	79 64	
									295	A Wyoming	69 59	
									297	H Northern Ariz.	60 48	
									303	H CSU Bakersfield	56 64	
									324	H Idaho	64 57	
									332	H Weber St.	77 70	
LAST 12 Division I GAMES:												
291	A Sacramento St.	88 79	254	H North Dakota	60 39							
154	A Northern Colo.	42 59	292	H Southern Miss.	79 64							
332	H Weber St.	77 70	34	A Gonzaga	54 70							
297	H Northern Ariz.	60 48	303	H CSU Bakersfield	56 64							
62	H Idaho St.	51 58	127	A Denver	52 53							
146	A Eastern Wash.	53 46	295	A Wyoming	69 59							

Non-Div I Games: Montana Western 70 50 Montana Tech 76 45

Montana

Loss, Non-Conf, S Site, H Home A Away N Neutral

Average RPI Win:	230	WON-LOST	WINNING	LAST 12	STRENGTH OF	OPP. STRENGTH	TEAM	ADJ.	CONF.	ADJ CONF.
Average RPI Loss:	89	RECORD	PCT. RANK	GAMES	SCHEDULE	OF SCHEDULE	RPI	RPI	RPI	RPI
DIV. I ONLY	11- 6	92	8- 4	268	95	137	137	16	16	
DIV. I NON-CONF.	6- 4	116	3- 2	259	39	121	121	14	14	
TOTALS	RPI 1-25	RPI 26-50	W-L RECORDS	RPI 51-100	RPI 101-150	RPI 150+				
11- 6	0- 1	0- 0	OVERALL	0- 2	2- 3	9- 0				
5- 1	0- 0	0- 0	HOME	0- 1	1- 0	4- 0				
5- 2	0- 0	0- 0	AWAY	0- 1	1- 1	4- 0				
1- 3	0- 1	0- 0	NEUTRAL	0- 0	0- 2	1- 0				
6- 4	0- 1	0- 0	NON-CONFERENCE	0- 1	1- 2	5- 0				
3- 0	0- 0	0- 0	HOME	0- 0	1- 0	2- 0				
2- 1	0- 0	0- 0	AWAY	0- 1	0- 0	2- 0				
1- 3	0- 1	0- 0	NEUTRAL	0- 0	0- 2	1- 0				
5- 2	0- 0	0- 0	CONFERENCE	0- 1	1- 1	4- 0				
2- 1	0- 0	0- 0	HOME	0- 1	0- 0	2- 0				
3- 1	0- 0	0- 0	AWAY	0- 0	1- 1	2- 0				
0- 0	0- 0	0- 0	NEUTRAL	0- 0	0- 0	0- 0				

RPI S	Opponent	Score	RPI S	Opponent	Score	RPI S	Opponent	Score	RPI S	Opponent	Score	Team's RPI: 137
21 N	Georgia	49 63				62 H	Idaho St.	58 59	107 N	Illinois	56 68	
						72 A	Oregon St.	53 83	126 N	Wisconsin	61 71	
									138 H	Utah St.	78 61	
									143 A	Portland St.	95 83	
									146 A	Eastern Wash.	73 79	
									154 A	Northern Colo.	52 51	
									159 A	Portland	66 53	
									212 H	Colorado St.	87 69	
									254 A	North Dakota	67 63	
									254 H	North Dakota	70 54	
									291 A	Sacramento St.	76 71	
									297 H	Northern Ariz.	77 65	
									299 N	Valparaiso	71 55	
									332 H	Weber St.	64 61	
LAST 12 Division I GAMES:												
154 A	Northern Colo.	52 51	146 A	Eastern Wash.	73 79							
291 A	Sacramento St.	76 71	254 H	North Dakota	70 54							
297 H	Northern Ariz.	77 65	21 N	Georgia	49 63							
332 H	Weber St.	64 61	107 N	Illinois	56 68							
62 H	Idaho St.	58 59	254 A	North Dakota	67 63							
143 A	Portland St.	95 83	138 H	Utah St.	78 61							

Non-Div I Games: Col. of Idaho 99 50 Montana Western 83 50

Montana St.

Loss, Non-Conf, S Site, H Home A Away N Neutral

Average RPI Win:	258	WON-LOST	WINNING	LAST 12	STRENGTH OF	OPP. STRENGTH	TEAM	ADJ.	CONF.	ADJ CONF.
Average RPI Loss:	210	RECORD	PCT. RANK	GAMES	SCHEDULE	OF SCHEDULE	RPI	RPI	RPI	RPI
DIV. I ONLY	7- 11	225	6- 6	318	269	294	294	31	31	
DIV. I NON-CONF.	3- 9	274	2- 4	238	192	247	247	30	30	
TOTALS	RPI 1-25	RPI 26-50	W-L RECORDS	RPI 51-100	RPI 101-150	RPI 150+				
7- 11	0- 1	0- 0	OVERALL	0- 1	0- 1	7- 8				
5- 3	0- 1	0- 0	HOME	0- 0	0- 1	5- 1				
2- 7	0- 0	0- 0	AWAY	0- 1	0- 0	2- 6				
0- 1	0- 0	0- 0	NEUTRAL	0- 0	0- 0	0- 1				
3- 9	0- 1	0- 0	NON-CONFERENCE	0- 1	0- 1	3- 6				
3- 3	0- 1	0- 0	HOME	0- 0	0- 1	3- 1				
0- 5	0- 0	0- 0	AWAY	0- 1	0- 0	0- 4				
0- 1	0- 0	0- 0	NEUTRAL	0- 0	0- 0	0- 1				
4- 2	0- 0	0- 0	CONFERENCE	0- 0	0- 0	4- 2				
2- 0	0- 0	0- 0	HOME	0- 0	0- 0	2- 0				
2- 2	0- 0	0- 0	AWAY	0- 0	0- 0	2- 2				
0- 0	0- 0	0- 0	NEUTRAL	0- 0	0- 0	0- 0				

RPI 1-25				RPI 26-50			RPI 51-100			RPI 101+ Team's RPI: 294		
RPI	S	Opponent	Score	RPI	S	Opponent	RPI	S	Opponent	Score		
10	H	Kentucky	60 96				55	A	Duquesne	53 86	101	H UAB 47 70
											165	H Wright St. 78 63
											180	H Robert Morris 75 69
											187	H Marshall 66 83
											194	A Xavier 66 71
											247	H Ohio 62 57
											267	A Tennessee St. 80 86
											273	H Eastern Ky. 68 58
											277	H Austin Peay 74 67
											278	A East Tenn. St. 57 68
											290	A New Mexico 52 69
											298	A Kent St. 64 65
											304	A Tennessee Tech 50 68
											324	N Idaho 45 71
											328	A Southeast Mo. St. 61 57
											337	A Jacksonville St. 68 52
LAST 12 Division I GAMES:												
267	A	Tennessee St.	80 86	278	A	East Tenn. St.	57 68					
273	H	Eastern Ky.	68 58	180	H	Robert Morris	75 69					
337	A	Jacksonville St.	68 52	55	A	Duquesne	53 86					
304	A	Tennessee Tech	50 68	194	A	Xavier	66 71					
277	H	Austin Peay	74 67	165	H	Wright St.	78 63					
328	A	Southeast Mo. St.	61 57	101	H	UAB	47 70					

Non-Div I Games:

Morehead St.

Average RPI Win:	294	WON-LOST	WINNING	LAST 12	STRENGTH OF	OPP. STRENGTH	TEAM	ADJ.	CONF.	ADJ CONF.
Average RPI Loss:	136	RECORD	PCT. RANK	GAMES	SCHEDULE	OF SCHEDULE	RPI	RPI	RPI	RPI
DIV. I ONLY	4- 14	302	2- 10	200	188	255	255	26	26	
DIV. I NON-CONF.	3- 10	281	1- 6	161	156	239	239	23	23	
TOTALS	RPI 1-25	RPI 26-50	W-L RECORDS	RPI 51-100	RPI 101-150	RPI 150+				
4- 14	0- 0	0- 2	OVERALL	0- 4	0- 3	4- 5				
1- 2	0- 0	0- 0	HOME	0- 1	0- 0	1- 1				
3- 10	0- 0	0- 2	AWAY	0- 2	0- 2	3- 4				
0- 2	0- 0	0- 0	NEUTRAL	0- 1	0- 1	0- 0				
3- 10	0- 0	0- 2	NON-CONFERENCE	0- 3	0- 3	3- 2				
0- 0	0- 0	0- 0	HOME	0- 0	0- 0	0- 0				
3- 8	0- 0	0- 2	AWAY	0- 2	0- 2	3- 2				
0- 2	0- 0	0- 0	NEUTRAL	0- 1	0- 1	0- 0				
1- 4	0- 0	0- 0	CONFERENCE	0- 1	0- 0	1- 3				
1- 2	0- 0	0- 0	HOME	0- 1	0- 0	1- 1				
0- 2	0- 0	0- 0	AWAY	0- 0	0- 0	0- 2				
0- 0	0- 0	0- 0	NEUTRAL	0- 0	0- 0	0- 0				

RPI S	Opponent	Score	RPI S	Opponent	Score	RPI S	Opponent	Score	RPI S	Opponent	Score	Team's RPI: 255
26	A St. Bonaventure	55 79	65	H Hampton	51 83	109	A Cincinnati	60 64				
42	A Arkansas	50 81	69	A Missouri St.	74 104	123	N Holy Cross	66 73				
			77	A Northwestern	74 87	130	A UMBC	50 72				
			96	N VCU	52 73	157	A FIU	60 77				
						219	A George Washington	73 68				
						231	A South Carolina St.	71 84				
						244	A Savannah St.	60 69				
						252	H Norfolk St.	75 76				
						282	A Stony Brook	48 65				
						284	H N.C. A&T	85 83				
						333	A Columbia	70 66				
						339	A Bucknell	54 52				
LAST 12 Division I GAMES:												
284	H N.C. A&T	85 83	157	A FIU	60 77							
65	H Hampton	51 83	123	N Holy Cross	66 73							
252	H Norfolk St.	75 76	96	N VCU	52 73							
333	A Columbia	70 66	282	A Stony Brook	48 65							
244	A Savannah St.	60 69	42	A Arkansas	50 81							
231	A South Carolina St.	71 84	69	A Missouri St.	74 104							

Non-Div I Games:

Morgan St.

■ Loss,
 ■ Non-Conf,
 ■ S Site,
 ■ H Home
 ■ A Away
 N Neutral

Average RPI Win:	232	WON-LOST	WINNING	LAST 12	STRENGTH OF	OPP. STRENGTH	TEAM	ADJ.	CONF.	ADJ CONF.
Average RPI Loss:	151	RECORD	PCT. RANK	GAMES	SCHEDULE	OF SCHEDULE	RPI	RPI	RPI	RPI
DIV. I ONLY	7- 11	225	5- 7	145	309	224	224	21	21	
DIV. I NON-CONF.	4- 7	228	2- 3	178	236	234	234	24	24	
TOTALS	RPI 1-25	RPI 26-50	W-L RECORDS	RPI 51-100	RPI 101-150	RPI 150+				
7- 11	0- 0	0- 1	OVERALL	0- 2	1- 3	6- 5				
6- 3	0- 0	0- 0	HOME	0- 1	1- 0	5- 2				
1- 8	0- 0	0- 1	AWAY	0- 1	0- 3	1- 3				
0- 0	0- 0	0- 0	NEUTRAL	0- 0	0- 0	0- 0				
4- 7	0- 0	0- 1	NON-CONFERENCE	0- 2	0- 2	4- 2				
3- 2	0- 0	0- 0	HOME	0- 1	0- 0	3- 1				
1- 5	0- 0	0- 1	AWAY	0- 1	0- 2	1- 1				
0- 0	0- 0	0- 0	NEUTRAL	0- 0	0- 0	0- 0				
3- 4	0- 0	0- 0	CONFERENCE	0- 0	1- 1	2- 3				
3- 1	0- 0	0- 0	HOME	0- 0	1- 0	2- 1				
0- 3	0- 0	0- 0	AWAY	0- 0	0- 1	0- 2				
0- 0	0- 0	0- 0	NEUTRAL	0- 0	0- 0	0- 0				

RPI 1-25			RPI 26-50			RPI 51-100			RPI 101+			Team's RPI: 224
RPI	S	Opponent	Score	RPI	S	Opponent	Score	RPI	S	Opponent	Score	
				45	A	Towson	70 71	61	A	West Virginia	32 94	110 A LIU Brooklyn 45 69
								81	H	Howard	55 67	110 H LIU Brooklyn 44 43
												145 A Pittsburgh 45 58
												149 A American 62 77
												178 A Monmouth 52 59
												201 H Bryant 66 61
												202 A Binghamton 43 52
												208 H Loyola Maryland 59 54
												210 H Navy 52 45
												215 H Central Conn. St. 63 73
												218 A Md.-East. Shore 63 44
												227 H Rider 44 53
												246 A Fairleigh Dickinson 58 63
												339 H Bucknell 58 46
												340 H St. Francis (NY) 70 48
LAST 12 Division I GAMES:												
110	A	LIU Brooklyn	45 69	339	H	Bucknell	58 46					
215	H	Central Conn. St.	63 73	227	H	Rider	44 53					
201	H	Bryant	66 61	61	A	West Virginia	32 94					
178	A	Monmouth	52 59	208	H	Loyola Maryland	59 54					
246	A	Fairleigh Dickinson	58 63	340	H	St. Francis (NY)	70 48					
81	H	Howard	55 67	110	H	LIU Brooklyn	44 43					

Non-Div I Games:

Mt. St. Mary's

Average RPI Win:	286	WON-LOST	WINNING	LAST 12	STRENGTH OF	OPP. STRENGTH	TEAM	ADJ.	CONF.	ADJ CONF.
Average RPI Loss:	211	RECORD	PCT. RANK	GAMES	SCHEDULE	OF SCHEDULE	RPI	RPI	RPI	RPI
DIV. I ONLY	6- 11	242	5- 7	337	308	311	311	31	31	
DIV. I NON-CONF.	2- 8	292	1- 4	335	203	309	309	30	30	
TOTALS	RPI 1-25	RPI 26-50	W-L RECORDS	RPI 51-100	RPI 101-150	RPI 150+				
6- 11	0- 1	0- 0	OVERALL	0- 0	0- 1	6- 9				
4- 1	0- 0	0- 0	HOME	0- 0	0- 0	4- 1				
2- 9	0- 1	0- 0	AWAY	0- 0	0- 1	2- 7				
0- 1	0- 0	0- 0	NEUTRAL	0- 0	0- 0	0- 1				
2- 8	0- 1	0- 0	NON-CONFERENCE	0- 0	0- 0	2- 7				
2- 0	0- 0	0- 0	HOME	0- 0	0- 0	2- 0				
0- 7	0- 1	0- 0	AWAY	0- 0	0- 0	0- 6				
0- 1	0- 0	0- 0	NEUTRAL	0- 0	0- 0	0- 1				
4- 3	0- 0	0- 0	CONFERENCE	0- 0	0- 1	4- 2				
2- 1	0- 0	0- 0	HOME	0- 0	0- 0	2- 1				
2- 2	0- 0	0- 0	AWAY	0- 0	0- 1	2- 1				
0- 0	0- 0	0- 0	NEUTRAL	0- 0	0- 0	0- 0				

RPI	S	Opponent	Score	RPI	S	Opponent	Score	RPI	S	Opponent	Score	RPI	S	Opponent	Score	Team's RPI:	311
18	A	Louisville	62	105								114	A	Eastern Ill.	51	76	
												162	A	Ole Miss	59	64	
												185	A	Indiana	67	70	
												200	A	SIU Edwardsville	67	59	
												239	A	Alabama A&M	71	76	
												242	N	Cleveland St.	61	68	
												261	A	Saint Louis	49	59	
												261	H	Saint Louis	78	64	
												263	A	Ball St.	72	81	
												273	H	Eastern Ky.	61	62	
												277	A	Austin Peay	63	71	
												287	A	Evansville	48	78	
												287	H	Evansville	76	61	
												304	H	Tennessee Tech	76	72	
												328	A	Southeast Mo. St.	80	75	
												337	H	Jacksonville St.	73	57	
LAST 12 Division I GAMES:																	
200	A	SIU Edwardsville	67	59	328	A	Southeast Mo. St.	80	75								
337	H	Jacksonville St.	73	57	242	N	Cleveland St.	61	68								
304	H	Tennessee Tech	76	72	162	A	Ole Miss	59	64								
273	H	Eastern Ky.	61	62	287	A	Evansville	48	78								
277	A	Austin Peay	63	71	261	H	Saint Louis	78	64								
114	A	Eastern Ill.	51	76	18	A	Louisville	62	105								

Non-Div I Games: Mid-Continent 103 48

Murray St.

■ Loss,
 ■ Non-Conf,
 ■ S Site,
 ■ Home
 ■ A Away
 N Neutral

Average RPI Win:	274	WON-LOST	WINNING	LAST 12	STRENGTH OF	OPP. STRENGTH	TEAM	ADJ.	CONF.	ADJ CONF.
Average RPI Loss:	147	RECORD	PCT. RANK	GAMES	SCHEDULE	OF SCHEDULE	RPI	RPI	RPI	RPI
DIV. I ONLY	5- 11	266	2- 9	274	227	284	284	26	26	
DIV. I NON-CONF.	3- 8	268	0- 6	213	142	260	260	23	23	
TOTALS	RPI 1-25	RPI 26-50	W-L RECORDS	RPI 51-100	RPI 101-150	RPI 150+				
5- 11	0- 1	0- 0	OVERALL	0- 4	0- 1	5- 5				
4- 2	0- 0	0- 0	HOME	0- 1	0- 1	4- 0				
1- 8	0- 1	0- 0	AWAY	0- 2	0- 0	1- 5				
0- 1	0- 0	0- 0	NEUTRAL	0- 1	0- 0	0- 0				
3- 8	0- 1	0- 0	NON-CONFERENCE	0- 3	0- 0	3- 4				
3- 1	0- 0	0- 0	HOME	0- 1	0- 0	3- 0				
0- 6	0- 1	0- 0	AWAY	0- 1	0- 0	0- 4				
0- 1	0- 0	0- 0	NEUTRAL	0- 1	0- 0	0- 0				
2- 3	0- 0	0- 0	CONFERENCE	0- 1	0- 1	2- 1				
1- 1	0- 0	0- 0	HOME	0- 0	0- 1	1- 0				
1- 2	0- 0	0- 0	AWAY	0- 1	0- 0	1- 1				
0- 0	0- 0	0- 0	NEUTRAL	0- 0	0- 0	0- 0				

RPI 1-25				RPI 26-50				RPI 51-100				RPI 101+ Team's RPI: 284			
RPI	S	Opponent	Score	RPI	S	Opponent	Score	RPI	S	Opponent	Score	RPI	S	Opponent	Score
19	A	Georgia Tech	57 74					81	A	Howard	57 65	148	H	Florida A&M	68 70
								82	H	UNC Wilmington	63 90	152	H	Liberty	81 74
								83	N	Michigan St.	60 113	167	A	William & Mary	68 74
								94	A	Charlotte	63 87	169	A	Iona	69 85
												214	A	Old Dominion	58 71
												243	H	Clemson	76 66
												255	A	Morgan St.	83 85
												307	A	Wofford	61 68
												308	H	Siena	67 53
												325	H	Bethune-Cookman	69 54
												341	A	N.C. Central	84 74
LAST 12 Division I GAMES:															
255	A	Morgan St.	83 85	307	A	Wofford	61 68								
81	A	Howard	57 65	94	A	Charlotte	63 87								
148	H	Florida A&M	68 70	214	A	Old Dominion	58 71								
325	H	Bethune-Cookman	69 54	167	A	William & Mary	68 74								
82	H	UNC Wilmington	63 90	341	A	N.C. Central	84 74								
19	A	Georgia Tech	57 74	308	H	Siena	67 53								

Non-Div I Games: Virginia Union 103 61 Johnson C. Smith 71 61

N.C. A&T

Loss, Non-Conf, S Site, H Home A Away N Neutral

N.C. Central

Through Games Of Sunday, January 22, 2012

Average RPI Win:	0	WON-LOST	WINNING	LAST 12	STRENGTH OF	OPP. STRENGTH	TEAM	ADJ.	CONF.	ADJ CONF.
Average RPI Loss:	218	RECORD	PCT. RANK	GAMES	SCHEDULE	OF SCHEDULE	RPI	RPI	RPI	RPI
DIV. I ONLY	0- 16	340	0- 11	312	325	341	341	26	26	
DIV. I NON-CONF.	0- 11	337	0- 6	330	320	342	342	23	23	
TOTALS	RPI 1-25	RPI 26-50	W-L RECORDS	RPI 51-100	RPI 101-150	RPI 150+				
0- 16	0- 0	0- 0	OVERALL	0- 2	0- 2	0- 12				
0- 7	0- 0	0- 0	HOME	0- 0	0- 1	0- 6				
0- 9	0- 0	0- 0	AWAY	0- 2	0- 1	0- 6				
0- 0	0- 0	0- 0	NEUTRAL	0- 0	0- 0	0- 0				
0- 11	0- 0	0- 0	NON-CONFERENCE	0- 1	0- 1	0- 9				
0- 4	0- 0	0- 0	HOME	0- 0	0- 0	0- 4				
0- 7	0- 0	0- 0	AWAY	0- 1	0- 1	0- 5				
0- 0	0- 0	0- 0	NEUTRAL	0- 0	0- 0	0- 0				
0- 5	0- 0	0- 0	CONFERENCE	0- 1	0- 1	0- 3				
0- 3	0- 0	0- 0	HOME	0- 0	0- 1	0- 2				
0- 2	0- 0	0- 0	AWAY	0- 1	0- 0	0- 1				
0- 0	0- 0	0- 0	NEUTRAL	0- 0	0- 0	0- 0				

RPI S	Opponent	Score	RPI S	Opponent	Score	RPI S	Opponent	Score	RPI S	Opponent	Score	Team's RPI: 341
						61	A West Virginia	24 97	118	A North Carolina	42 79	
						81	A Howard	26 67	148	H Florida A&M	51 78	
									153	A Coppin St.	44 84	
									179	A Virginia Tech	52 70	
									216	A Winthrop	40 79	
									220	H Campbell	41 59	
									243	A Clemson	48 68	
									262	A Presbyterian	48 64	
									283	H Western Caro.	49 62	
									284	H N.C. A&T	74 84	
									300	H UNC Greensboro	53 70	
									307	A Wofford	58 73	
									315	H Gardner-Webb	45 56	
									325	H Bethune-Cookman	54 64	
LAST 12 Division I GAMES:												
153	A	Coppin St.	44	84	216	A	Winthrop	40	79			
81	A	Howard	26	67	243	A	Clemson	48	68			
325	H	Bethune-Cookman	54	64	179	A	Virginia Tech	52	70			
148	H	Florida A&M	51	78	284	H	N.C. A&T	74	84			
118	A	North Carolina	42	79	262	A	Presbyterian	48	64			
315	H	Gardner-Webb	45	56	300	H	UNC Greensboro	53	70			

Non-Div I Games: Coker 65 64 Morris 66 58

N.C. Central

Loss, Non-Conf, S Site, H Home A Away N Neutral

Average RPI Win:	282	WON-LOST	WINNING	LAST 12	STRENGTH OF	OPP. STRENGTH	TEAM	ADJ.	CONF.	ADJ CONF.
Average RPI Loss:	202	RECORD	PCT. RANK	GAMES	SCHEDULE	OF SCHEDULE	RPI	RPI	RPI	RPI
DIV. I ONLY	8- 11	215	4- 8	341	292	313	313	33	33	
DIV. I NON-CONF.	6- 11	237	2- 8	332	309	301	301	33	33	
TOTALS	RPI 1-25	RPI 26-50	W-L RECORDS	RPI 51-100	RPI 101-150	RPI 150+				
8- 11	0- 0	0- 0	OVERALL	0- 2	0- 0	8- 9				
4- 4	0- 0	0- 0	HOME	0- 0	0- 0	4- 4				
4- 5	0- 0	0- 0	AWAY	0- 2	0- 0	4- 3				
0- 2	0- 0	0- 0	NEUTRAL	0- 0	0- 0	0- 2				
6- 11	0- 0	0- 0	NON-CONFERENCE	0- 2	0- 0	6- 9				
4- 4	0- 0	0- 0	HOME	0- 0	0- 0	4- 4				
2- 5	0- 0	0- 0	AWAY	0- 2	0- 0	2- 3				
0- 2	0- 0	0- 0	NEUTRAL	0- 0	0- 0	0- 2				
2- 0	0- 0	0- 0	CONFERENCE	0- 0	0- 0	2- 0				
0- 0	0- 0	0- 0	HOME	0- 0	0- 0	0- 0				
2- 0	0- 0	0- 0	AWAY	0- 0	0- 0	2- 0				
0- 0	0- 0	0- 0	NEUTRAL	0- 0	0- 0	0- 0				

RPI 1-25			RPI 26-50			RPI 51-100			RPI 101+			Team's RPI: 313
RPI	S	Opponent	Score	RPI	S	Opponent	Score	RPI	S	Opponent	Score	
						81	A Howard	31	58	170	A Penn	52 48
						100	A Minnesota	47	71	174	A Lehigh	37 61
										192	N Buffalo	53 66
										196	H Brown	70 66
										199	H Manhattan	66 75
										203	N New Hampshire	71 79
										210	A Navy	51 67
										225	A Tex.-Pan American	41 40
										227	H Rider	50 60
										246	H Fairleigh Dickinson	57 68
										264	A Longwood	71 72
										317	H Saint Peter's	66 59
										322	H Colgate	44 54
										334	A Delaware St.	65 49
										335	H Wagner	68 65
										339	H Bucknell	54 53
										342	A Houston Baptist	69 52
LAST 12 Division I GAMES:												
225	A	Tex.-Pan American	41 40	203	N	New Hampshire	71 79					
342	A	Houston Baptist	69 52	192	N	Buffalo	53 66					
264	A	Longwood	71 72	100	A	Minnesota	47 71					
170	A	Penn	52 48	317	H	Saint Peter's	66 59					
81	A	Howard	31 58	322	H	Colgate	44 54					
210	A	Navy	51 67	227	H	Rider	50 60					

Non-Div I Games:

NJIT

■ Loss,
 ■ Non-Conf,
 ■ S Site,
 ■ H Home
 ■ A Away
 N Neutral

Average RPI Win: 263	WON-LOST	WINNING	LAST 12	STRENGTH OF	OPP. STRENGTH	TEAM	ADJ.	CONF.	ADJ CONF.
Average RPI Loss: 136	RECORD	PCT. RANK	GAMES	SCHEDULE	OF SCHEDULE	RPI	RPI	RPI	RPI
DIV. I ONLY	10- 9	155	6- 6	252	280	210	210	27	27
DIV. I NON-CONF.	7- 7	160	3- 4	253	263	215	215	29	29
<hr/>									
TOTALS	RPI 1-25	RPI 26-50	W-L RECORDS	RPI 51-100	RPI 101-150	RPI 150+			
10- 9	1- 0	0- 1	OVERALL	0- 2	0- 3	9- 3			
8- 3	1- 0	0- 1	HOME	0- 0	0- 2	7- 0			
2- 5	0- 0	0- 0	AWAY	0- 1	0- 1	2- 3			
0- 1	0- 0	0- 0	NEUTRAL	0- 1	0- 0	0- 0			
7- 7	1- 0	0- 1	NON-CONFERENCE	0- 2	0- 1	6- 3			
6- 2	1- 0	0- 1	HOME	0- 0	0- 1	5- 0			
1- 4	0- 0	0- 0	AWAY	0- 1	0- 0	1- 3			
0- 1	0- 0	0- 0	NEUTRAL	0- 1	0- 0	0- 0			
3- 2	0- 0	0- 0	CONFERENCE	0- 0	0- 2	3- 0			
2- 1	0- 0	0- 0	HOME	0- 0	0- 1	2- 0			
1- 1	0- 0	0- 0	AWAY	0- 0	0- 1	1- 0			
0- 0	0- 0	0- 0	NEUTRAL	0- 0	0- 0	0- 0			

RPI 1-25				RPI 26-50				RPI 51-100				RPI 101+ Team's RPI: 210			
RPI	S	Opponent	Score	RPI	S	Opponent	Score	RPI	S	Opponent	Score	RPI	S	Opponent	Score
24	H	Princeton	65 52	36	H	Richmond	39 56	81	A	Howard	50 60	123	H	Holy Cross	38 55
								86	N	Boston U.	46 48	130	H	UMBC	46 54
												149	A	American	44 49
												167	A	William & Mary	61 58
												186	A	Fordham	43 47
												208	A	Loyola Maryland	38 42
												224	A	Mt. St. Mary's	45 52
												258	A	Lafayette	60 55
												274	H	Army	58 56
												302	H	Air Force	71 59
												308	H	Siena	61 50
												313	H	NJIT	67 51
												318	H	Maine	73 56
												322	H	Colgate	61 52
												342	H	Houston Baptist	67 31
<hr/>															
LAST 12 Division I GAMES:															
322	H	Colgate	61 52	86	N	Boston U.	46 48	186	A	Fordham	43 47	130	H	UMBC	46 54
149	A	American	44 49	274	H	Army	58 56	81	A	Howard	50 60	24	H	Princeton	65 52
274	H	Army	58 56	123	H	Holy Cross	38 55	258	A	Lafayette	60 55	308	H	Siena	61 50
123	H	Holy Cross	38 55	313	H	NJIT	67 51								

Non-Div I Games:

Navy

Nebraska

Through Games Of Sunday, January 22, 2012

Average RPI Win:	151	WON-LOST	WINNING	LAST 12	STRENGTH OF	OPP. STRENGTH	TEAM	ADJ.	CONF.	ADJ CONF.
Average RPI Loss:	21	RECORD	PCT. RANK	GAMES	SCHEDULE	OF SCHEDULE	RPI	RPI	RPI	RPI
DIV. I ONLY	16- 3	16	10- 2	131	20	33	33	4	4	
DIV. I NON-CONF.	11- 1	9	5- 0	248	28	58	58	3	3	
TOTALS	RPI 1-25	RPI 26-50	W-L RECORDS	RPI 51-100	RPI 101-150	RPI 150+				
16- 3	1- 2	1- 1	OVERALL	5- 0	2- 0	7- 0				
10- 1	1- 0	0- 1	HOME	3- 0	0- 0	6- 0				
6- 2	0- 2	1- 0	AWAY	2- 0	2- 0	1- 0				
0- 0	0- 0	0- 0	NEUTRAL	0- 0	0- 0	0- 0				
11- 1	1- 1	0- 0	NON-CONFERENCE	3- 0	1- 0	6- 0				
8- 0	1- 0	0- 0	HOME	2- 0	0- 0	5- 0				
3- 1	0- 1	0- 0	AWAY	1- 0	1- 0	1- 0				
0- 0	0- 0	0- 0	NEUTRAL	0- 0	0- 0	0- 0				
5- 2	0- 1	1- 1	CONFERENCE	2- 0	1- 0	1- 0				
2- 1	0- 0	0- 1	HOME	1- 0	0- 0	1- 0				
3- 1	0- 1	1- 0	AWAY	1- 0	1- 0	0- 0				
0- 0	0- 0	0- 0	NEUTRAL	0- 0	0- 0	0- 0				

RPI S	Opponent	Score	RPI S	Opponent	Score	Team's RPI: 33	RPI S	Opponent	Score	RPI S	Opponent	Score
14	A Ohio St.	68 82	30	A Penn St.	71 63		60	A Florida St.	66 63	126	A Wisconsin	75 69
19	A Georgia Tech	57 73	30	H Penn St.	73 93		67	A Iowa	77 72	148	A Florida A&M	72 64
22	H Southern California	68 50					78	H South Dakota St.	80 71	175	H Mississippi Val.	99 53
							99	H Creighton	66 55	185	H Indiana	62 48
							100	H Minnesota	64 49	225	H Tex.-Pan American	65 27
										244	H Savannah St.	70 50
										260	H Vermont	94 41
										297	A Northern Ariz.	97 88
										305	H Ark.-Pine Bluff	95 43
LAST 12 Division I GAMES:												
100	H Minnesota	64 49	30	A Penn St.	71 63		78	H South Dakota St.	80 71			
14	A Ohio St.	68 82					260	H Vermont	94 41			
30	H Penn St.	73 93					297	A Northern Ariz.	97 88			
126	A Wisconsin	75 69					99	H Creighton	66 55			
67	A Iowa	77 72					225	H Tex.-Pan American	65 27			
185	H Indiana	62 48										

Non-Div I Games:

Nebraska

■ Loss,
 ■ Non-Conf, S Site,
 ■ Home
 ■ Away
 N Neutral

Average RPI Win: 221	WON-LOST	WINNING	LAST 12	STRENGTH OF	OPP. STRENGTH	TEAM	ADJ.	CONF.	ADJ CONF.
Average RPI Loss: 134	RECORD	PCT. RANK	GAMES	SCHEDULE	OF SCHEDULE	RPI	RPI	RPI	RPI
DIV. I ONLY	3- 13	310	2- 10	74	213	251	251	25	25
DIV. I NON-CONF.	3- 11	289	2- 8	94	226	276	276	28	28
TOTALS	RPI 1-25	RPI 26-50	W-L RECORDS	RPI 51-100	RPI 101-150	RPI 150+			
3- 13	0- 0	0- 2	OVERALL	0- 3	1- 4	2- 4			
2- 5	0- 0	0- 1	HOME	0- 2	1- 2	1- 0			
1- 6	0- 0	0- 1	AWAY	0- 1	0- 2	1- 2			
0- 2	0- 0	0- 0	NEUTRAL	0- 0	0- 0	0- 2			
3- 11	0- 0	0- 2	NON-CONFERENCE	0- 2	1- 3	2- 4			
2- 5	0- 0	0- 1	HOME	0- 2	1- 2	1- 0			
1- 4	0- 0	0- 1	AWAY	0- 0	0- 1	1- 2			
0- 2	0- 0	0- 0	NEUTRAL	0- 0	0- 0	0- 2			
0- 2	0- 0	0- 0	CONFERENCE	0- 1	0- 1	0- 0			
0- 0	0- 0	0- 0	HOME	0- 0	0- 0	0- 0			
0- 2	0- 0	0- 0	AWAY	0- 1	0- 1	0- 0			
0- 0	0- 0	0- 0	NEUTRAL	0- 0	0- 0	0- 0			

RPI S	Opponent	Score	RPI S	Opponent	Score	RPI S	Opponent	Score	RPI S	Opponent	Score	Team's RPI: 251
30	H Penn St.	65 103	44	A BYU	53 84	63	A Fresno St.	67 85	110	H LIU Brooklyn	51 67	
						90	H UNLV	63 74	120	H Pacific	70 75	
						98	H Mississippi St.	63 67	123	H Oregon	76 74	
									138	A Utah St.	69 91	
									143	A Portland St.	73 80	
									202	N Binghamton	52 58	
									230	N North Dakota St.	47 67	
									236	H Butler	71 69	
									237	A Cal St. Fullerton	74 76	
									240	A Long Beach St.	58 61	
									303	A CSU Bakersfield	85 76	
LAST 12 Division I GAMES:												
138	A Utah St.	69 91	44	A BYU	53 84	123	H Oregon	76 74	237	A Cal St. Fullerton	74 76	
63	A Fresno St.	67 85	240	A Long Beach St.	58 61	143	A Portland St.	73 80	120	H Pacific	70 75	
303	A CSU Bakersfield	85 76										
90	H UNLV	63 74										
98	H Mississippi St.	63 67										
110	H LIU Brooklyn	51 67										

Non-Div I Games: Saint Martin's 91 74

Nevada

New Hampshire

Through Games Of Sunday, January 22, 2012

Average RPI Win:	256	WON-LOST	WINNING	LAST 12	STRENGTH OF	OPP. STRENGTH	TEAM	ADJ.	CONF.	ADJ CONF.
Average RPI Loss:	140	RECORD	PCT. RANK	GAMES	SCHEDULE	OF SCHEDULE	RPI	RPI	RPI	RPI
DIV. I ONLY	10- 9	155	7- 5	295	234	203	203	14	14	
DIV. I NON-CONF.	7- 5	123	4- 1	321	261	248	248	12	12	
TOTALS	RPI 1-25	RPI 26-50	W-L RECORDS	RPI 51-100	RPI 101-150	RPI 150+				
10- 9	0- 0	0- 0	OVERALL	0- 2	1- 4	9- 3				
3- 5	0- 0	0- 0	HOME	0- 0	1- 3	2- 2				
6- 4	0- 0	0- 0	AWAY	0- 2	0- 1	6- 1				
1- 0	0- 0	0- 0	NEUTRAL	0- 0	0- 0	1- 0				
7- 5	0- 0	0- 0	NON-CONFERENCE	0- 1	0- 2	7- 2				
1- 3	0- 0	0- 0	HOME	0- 0	0- 2	1- 1				
5- 2	0- 0	0- 0	AWAY	0- 1	0- 0	5- 1				
1- 0	0- 0	0- 0	NEUTRAL	0- 0	0- 0	1- 0				
3- 4	0- 0	0- 0	CONFERENCE	0- 1	1- 2	2- 1				
2- 2	0- 0	0- 0	HOME	0- 0	1- 1	1- 1				
1- 2	0- 0	0- 0	AWAY	0- 1	0- 1	1- 0				
0- 0	0- 0	0- 0	NEUTRAL	0- 0	0- 0	0- 0				

RPI 1-25				RPI 26-50				RPI 51-100				RPI 101+				Team's RPI: 203	
RPI	S	Opponent	Score	RPI	S	Opponent	Score	RPI	S	Opponent	Score	RPI	S	Opponent	Score		
								76	A	Iowa St.	57	71	108	H	Hartford	64	45
								86	A	Boston U.	39	79	119	H	Albany (NY)	44	60
												123	H	Holy Cross	50	61	
												130	A	UMBC	65	67	
												142	H	Seton Hall	38	61	
												166	H	Harvard	62	69	
												196	A	Brown	62	57	
												199	H	Manhattan	57	42	
												202	H	Binghamton	55	64	
												215	A	Central Conn. St.	44	83	
												260	A	Vermont	69	63	
												272	A	Cornell	63	62	
												276	A	Dartmouth	58	53	
												282	H	Stony Brook	63	53	
												313	N	NJIT	79	71	
												319	A	Rhode Island	52	33	
												335	A	Wagner	73	72	
LAST 12 Division I GAMES:																	
				202	H	Binghamton	55	64	130	A	UMBC	65	67				
				86	A	Boston U.	39	79	313	N	NJIT	79	71				
				282	H	Stony Brook	63	53	76	A	Iowa St.	57	71				
				260	A	Vermont	69	63	335	A	Wagner	73	72				
				119	H	Albany (NY)	44	60	319	A	Rhode Island	52	33				
				108	H	Hartford	64	45	199	H	Manhattan	57	42				

Non-Div I Games:

New Hampshire

Loss, Non-Conf, S Site, H Home A Away N Neutral

New Mexico

Average RPI Win: 320

Average RPI Loss: 141

WON-LOST

WINNING

LAST 12

RECORD

PCT. RANK

GAMES

Through Games Of Sunday, January 22, 2012

STRENGTH OF

SCHEDULE

OPP. STRENGTH

OF SCHEDULE

TEAM

RPI

ADJ.

RPI

CONF.

RPI

ADJ CONF.

RPI

DIV. I ONLY

5- 12

274

4- 8

221

266

290

290

23

23

DIV. I NON-CONF.

5- 8

220

4- 4

271

233

306

306

25

25

TOTALS

RPI 1-25

RPI 26-50

W-L RECORDS

RPI 51-100

RPI 101-150

RPI 150+

5- 12

0- 1

0- 1

OVERALL

0- 3

0- 2

5- 5

3- 7

0- 1

0- 0

HOME

0- 2

0- 1

3- 3

2- 5

0- 0

0- 1

AWAY

0- 1

0- 1

2- 2

0- 0

0- 0

0- 0

NEUTRAL

0- 0

0- 0

0- 0

5- 8

0- 1

0- 1

NON-CONFERENCE

0- 2

0- 1

5- 3

3- 5

0- 1

0- 0

HOME

0- 1

0- 1

3- 2

2- 3

0- 0

0- 1

AWAY

0- 1

0- 0

2- 1

0- 0

0- 0

0- 0

NEUTRAL

0- 0

0- 0

0- 0

0- 4

0- 0

0- 0

CONFERENCE

0- 1

0- 1

0- 2

0- 2

0- 0

0- 0

HOME

0- 1

0- 0

0- 1

0- 2

0- 0

0- 0

AWAY

0- 0

0- 1

0- 1

0- 0

0- 0

0- 0

NEUTRAL

0- 0

0- 0

0- 0

RPI 1-25

RPI 26-50

RPI 51-100

RPI 101+

Team's RPI: 290

RPI	S	Opponent	Score
25	H	Oklahoma	56 58

RPI	S	Opponent	Score
49	A	Texas Tech	43 69

RPI	S	Opponent	Score
73	H	UTEP	43 53
87	A	Arizona	50 59
90	H	UNLV	50 64

RPI	S	Opponent	Score
116	A	San Diego St.	47 77
134	H	Pepperdine	56 59
154	H	Northern Colo.	54 61
164	A	North Texas	50 63
244	A	Boise St.	46 65
259	H	Loyola Marymount	54 57
294	H	Morehead St.	69 52
295	H	Wyoming	50 52
316	H	Houston	70 44
323	A	New Mexico St.	59 58
323	H	New Mexico St.	54 53
342	A	Houston Baptist	65 38

LAST 12 Division I GAMES:

90	H	UNLV	50 64	87	A	Arizona	50 59
116	A	San Diego St.	47 77	342	A	Houston Baptist	65 38
295	H	Wyoming	50 52	154	H	Northern Colo.	54 61
244	A	Boise St.	46 65	73	H	UTEP	43 53
316	H	Houston	70 44	323	H	New Mexico St.	54 53
323	A	New Mexico St.	59 58	259	H	Loyola Marymount	54 57

Non-Div I Games: Eastern N.M. 54 33

New Mexico

■ Loss,
 ■ Non-Conf, S Site,
 ■ Home
 ■ Away
 N Neutral

Average RPI Win:	276	WON-LOST	WINNING	LAST 12	STRENGTH OF	OPP. STRENGTH	TEAM	ADJ.	CONF.	ADJ CONF.
Average RPI Loss:	185	RECORD	PCT. RANK	GAMES	SCHEDULE	OF SCHEDULE	RPI	RPI	RPI	RPI
DIV. I ONLY	3- 15	315	2- 9	245	276	323	323	25	25	
DIV. I NON-CONF.	2- 12	311	1- 6	202	283	314	314	28	28	
TOTALS	RPI 1-25	RPI 26-50	W-L RECORDS	RPI 51-100	RPI 101-150	RPI 150+				
3- 15	0- 0	0- 0	OVERALL	0- 4	0- 3	3- 8				
2- 8	0- 0	0- 0	HOME	0- 3	0- 1	2- 4				
1- 7	0- 0	0- 0	AWAY	0- 1	0- 2	1- 4				
0- 0	0- 0	0- 0	NEUTRAL	0- 0	0- 0	0- 0				
2- 12	0- 0	0- 0	NON-CONFERENCE	0- 4	0- 2	2- 6				
1- 7	0- 0	0- 0	HOME	0- 3	0- 0	1- 4				
1- 5	0- 0	0- 0	AWAY	0- 1	0- 2	1- 2				
0- 0	0- 0	0- 0	NEUTRAL	0- 0	0- 0	0- 0				
1- 3	0- 0	0- 0	CONFERENCE	0- 0	0- 1	1- 2				
1- 1	0- 0	0- 0	HOME	0- 0	0- 1	1- 0				
0- 2	0- 0	0- 0	AWAY	0- 0	0- 0	0- 2				
0- 0	0- 0	0- 0	NEUTRAL	0- 0	0- 0	0- 0				

RPI 1-25				RPI 26-50				RPI 51-100				RPI 101+				Team's RPI: 323	
RPI	S	Opponent	Score	RPI	S	Opponent	Score	RPI	S	Opponent	Score	RPI	S	Opponent	Score		
								62	H	Idaho St.	42	59	117	A	Utah	37	74
								73	A	UTEP	27	63	121	A	UMKC	57	68
								73	H	UTEP	72	76	138	H	Utah St.	56	74
								87	H	Arizona	67	84	188	H	UC Santa Barbara	52	51
													223	A	Hawaii	48	51
													244	A	Boise St.	57	72
													244	H	Boise St.	53	56
													254	H	North Dakota	46	63
													270	H	Southern Utah	57	58
													289	A	San Jose St.	62	67
													290	A	New Mexico	53	54
													290	H	New Mexico	58	59
													316	A	Houston	63	62
													324	H	Idaho	61	47
LAST 12 Division I GAMES:																	
223	A	Hawaii	48	51	290	H	New Mexico	58	59								
289	A	San Jose St.	62	67	117	A	Utah	37	74								
324	H	Idaho	61	47	188	H	UC Santa Barbara	52	51								
138	H	Utah St.	56	74	244	A	Boise St.	57	72								
244	H	Boise St.	53	56	290	A	New Mexico	53	54								
121	A	UMKC	57	68	73	A	UTEP	27	63								

Non-Div I Games: Shaw

61 53

New Mexico St.

Niagara

Average RPI Win: 267				Through Games Of Sunday, January 22, 2012					
Average RPI Loss: 158	WON-LOST RECORD	WINNING PCT. RANK	LAST 12 GAMES	STRENGTH OF SCHEDULE	OPP. STRENGTH OF SCHEDULE	TEAM RPI	ADJ. RPI	CONF. RPI	ADJ CONF. RPI
DIV. I ONLY	6- 14	270	4- 8	203	270	250	250	22	22
DIV. I NON-CONF.	3- 9	274	1- 3	182	269	249	249	19	19
TOTALS	RPI 1-25	RPI 26-50	W-L RECORDS	RPI 51-100	RPI 101-150	RPI 150+			
6- 14	0- 0	0- 2	OVERALL	0- 0	0- 5	6- 7			
3- 3	0- 0	0- 0	HOME	0- 0	0- 0	3- 3			
3- 9	0- 0	0- 1	AWAY	0- 0	0- 2	3- 2			
0- 2	0- 0	0- 0	NEUTRAL	0- 0	0- 2	0- 0			
3- 9	0- 0	0- 1	NON-CONFERENCE	0- 0	0- 4	3- 4			
2- 2	0- 0	0- 0	HOME	0- 0	0- 0	2- 2			
1- 5	0- 0	0- 1	AWAY	0- 0	0- 2	1- 2			
0- 2	0- 0	0- 0	NEUTRAL	0- 0	0- 2	0- 0			
3- 5	0- 0	0- 1	CONFERENCE	0- 0	0- 1	3- 3			
1- 1	0- 0	0- 0	HOME	0- 0	0- 0	1- 1			
2- 4	0- 0	0- 1	AWAY	0- 0	0- 1	2- 2			
0- 0	0- 0	0- 0	NEUTRAL	0- 0	0- 0	0- 0			

RPI 1-25			RPI 26-50			RPI 51-100			RPI 101+ Team's RPI: 250		
RPI	S	Opponent	Score	RPI	S	Opponent	Score	RPI	S	Opponent	Score
				26	A	St. Bonaventure	49 63	102	A	Syracuse	30 81
				48	A	Marist	44 63	115	N	Stetson	52 67
								119	A	Albany (NY)	42 55
								125	A	Fairfield	46 57
								147	N	Bradley	43 68
								169	H	Iona	61 71
								170	H	Penn	41 55
								192	H	Buffalo	54 65
								202	H	Binghamton	64 53
								208	A	Loyola Maryland	57 54
								211	A	Canisius	66 60
								216	A	Winthrop	47 82
								227	A	Rider	53 60
								247	A	Ohio	40 50
								308	A	Siena	49 62
								317	H	Saint Peter's	61 52
								322	A	Colgate	61 60
								339	H	Bucknell	61 55
LAST 12 Division I GAMES:											
125	A	Fairfield	46 57	227	A	Rider	53 60				
211	A	Canisius	66 60	208	A	Loyola Maryland	57 54				
48	A	Marist	44 63	102	A	Syracuse	30 81				
308	A	Siena	49 62	26	A	St. Bonaventure	49 63				
317	H	Saint Peter's	61 52	247	A	Ohio	40 50				
169	H	Iona	61 71	202	H	Binghamton	64 53				

Non-Div I Games:

Niagara

Loss, Non-Conf, S Site, H Home A Away N Neutral

Average RPI Win:	275	WON-LOST	WINNING	LAST 12	STRENGTH OF	OPP. STRENGTH	TEAM	ADJ.	CONF.	ADJ CONF.
Average RPI Loss:	185	RECORD	PCT. RANK	GAMES	SCHEDULE	OF SCHEDULE	RPI	RPI	RPI	RPI
DIV. I ONLY	8- 8	166	6- 4	334	275	257	257	24	24	
DIV. I NON-CONF.	5- 6	189	3- 2	315	312	250	250	26	26	
TOTALS	RPI 1-25	RPI 26-50	W-L RECORDS	RPI 51-100	RPI 101-150	RPI 150+				
8- 8	0- 0	0- 0	OVERALL	0- 1	1- 1	7- 6				
4- 2	0- 0	0- 0	HOME	0- 1	1- 0	3- 1				
3- 5	0- 0	0- 0	AWAY	0- 0	0- 1	3- 4				
1- 1	0- 0	0- 0	NEUTRAL	0- 0	0- 0	1- 1				
5- 6	0- 0	0- 0	NON-CONFERENCE	0- 0	1- 1	4- 5				
2- 1	0- 0	0- 0	HOME	0- 0	1- 0	1- 1				
2- 4	0- 0	0- 0	AWAY	0- 0	0- 1	2- 3				
1- 1	0- 0	0- 0	NEUTRAL	0- 0	0- 0	1- 1				
3- 2	0- 0	0- 0	CONFERENCE	0- 1	0- 0	3- 1				
2- 1	0- 0	0- 0	HOME	0- 1	0- 0	2- 0				
1- 1	0- 0	0- 0	AWAY	0- 0	0- 0	1- 1				
0- 0	0- 0	0- 0	NEUTRAL	0- 0	0- 0	0- 0				

RPI 1-25			RPI 26-50			RPI 51-100			RPI 101+			Team's RPI: 257
RPI	S	Opponent	Score	RPI	S	Opponent	Score	RPI	S	Opponent	Score	
						95 H Central Ark.	59 66	123 A Oregon			76 95	
								148 H Florida A&M			77 69	
								151 A Sam Houston St.			46 67	
								156 A UALR			48 62	
								164 H North Texas			67 64	
								177 A Alabama			51 72	
								209 N UC Irvine			48 62	
								253 A La.-Monroe			68 78	
								279 A La.-Lafayette			72 64	
								309 A Northwestern St.			83 69	
								310 H Texas-Arlington			78 59	
								312 H Alabama St.			57 61	
								330 A Texas Southern			69 48	
								331 H Southeastern La.			88 79	
								332 N Weber St.			83 56	
LAST 12 Division I GAMES:												
331	H	Southeastern La.	88 79	164	H	North Texas	67 64					
95	H	Central Ark.	59 66	330	A	Texas Southern	69 48					
151	A	Sam Houston St.	46 67	148	H	Florida A&M	77 69					
309	A	Northwestern St.	83 69	253	A	La.-Monroe	68 78					
310	H	Texas-Arlington	78 59	123	A	Oregon	76 95					
156	A	UALR	48 62	332	N	Weber St.	83 56					

Non-Div I Games: Southern-N.O. 72 52 Belhaven 78 60

Nicholls St.

Loss, Non-Conf, S Site, H Home A Away N Neutral

Average RPI Win:	256	WON-LOST	WINNING	LAST 12	STRENGTH OF	OPP. STRENGTH	TEAM	ADJ.	CONF.	ADJ CONF.
Average RPI Loss:	157	RECORD	PCT. RANK	GAMES	SCHEDULE	OF SCHEDULE	RPI	RPI	RPI	RPI
DIV. I ONLY	6- 10	233	4- 8	258	261	252	252	26	26	
DIV. I NON-CONF.	3- 6	238	1- 4	249	301	261	261	23	23	
TOTALS	RPI 1-25	RPI 26-50	W-L RECORDS	RPI 51-100	RPI 101-150	RPI 150+				
6- 10	0- 0	0- 1	OVERALL	0- 3	0- 0	6- 6				
3- 4	0- 0	0- 0	HOME	0- 1	0- 0	3- 3				
3- 5	0- 0	0- 0	AWAY	0- 2	0- 0	3- 3				
0- 1	0- 0	0- 1	NEUTRAL	0- 0	0- 0	0- 0				
3- 6	0- 0	0- 1	NON-CONFERENCE	0- 1	0- 0	3- 4				
1- 2	0- 0	0- 0	HOME	0- 0	0- 0	1- 2				
2- 3	0- 0	0- 0	AWAY	0- 1	0- 0	2- 2				
0- 1	0- 0	0- 1	NEUTRAL	0- 0	0- 0	0- 0				
3- 4	0- 0	0- 0	CONFERENCE	0- 2	0- 0	3- 2				
2- 2	0- 0	0- 0	HOME	0- 1	0- 0	2- 1				
1- 2	0- 0	0- 0	AWAY	0- 1	0- 0	1- 1				
0- 0	0- 0	0- 0	NEUTRAL	0- 0	0- 0	0- 0				

RPI 1-25				RPI 26-50				RPI 51-100				RPI 101+				Team's RPI: 252	
RPI	S	Opponent	Score	RPI	S	Opponent	Score	RPI	S	Opponent	Score	RPI	S	Opponent	Score		
				26	N	St. Bonaventure	44 58	65	A	Hampton	43 92	153	A	Coppin St.	62 67		
								81	H	Howard	50 73	167	H	William & Mary	76 79		
								96	A	VCU	59 79	178	A	Monmouth	62 69		
												189	H	George Mason	60 57		
												218	H	Md.-East. Shore	61 58		
												231	H	South Carolina St.	69 75		
												244	H	Savannah St.	54 49		
												255	A	Morgan St.	76 75		
												269	H	Radford	68 80		
												301	A	S.C. Upstate	94 81		
												307	A	Wofford	45 50		
												330	A	Texas Southern	80 58		
LAST 12 Division I GAMES:																	
				65	A	Hampton	43 92	26	N	St. Bonaventure	44 58						
				153	A	Coppin St.	62 67	178	A	Monmouth	62 69						
				255	A	Morgan St.	76 75	96	A	VCU	59 79						
				81	H	Howard	50 73	269	H	Radford	68 80						
				218	H	Md.-East. Shore	61 58	231	H	South Carolina St.	69 75						
				189	H	George Mason	60 57	244	H	Savannah St.	54 49						

Non-Div I Games: Virginia Union 76 58 Chowan 60 43

Norfolk St.

North Carolina

Through Games Of Sunday, January 22, 2012

Average RPI Win:	226	WON-LOST	WINNING	LAST 12	STRENGTH OF	OPP. STRENGTH	TEAM	ADJ.	CONF.	ADJ CONF.
Average RPI Loss:	65	RECORD	PCT. RANK	GAMES	SCHEDULE	OF SCHEDULE	RPI	RPI	RPI	RPI
DIV. I ONLY	14- 5	50	8- 4	240	88	118	118	6	6	
DIV. I NON-CONF.	10- 3	49	4- 2	331	190	183	183	4	4	
TOTALS	RPI 1-25	RPI 26-50	W-L RECORDS	RPI 51-100	RPI 101-150	RPI 150+				
14- 5	1- 2	1- 2	OVERALL	1- 0	0- 0	11- 1				
10- 2	1- 1	0- 0	HOME	0- 0	0- 0	9- 1				
3- 2	0- 1	1- 1	AWAY	1- 0	0- 0	1- 0				
1- 1	0- 0	0- 1	NEUTRAL	0- 0	0- 0	1- 0				
10- 3	0- 1	0- 2	NON-CONFERENCE	0- 0	0- 0	10- 0				
9- 0	0- 0	0- 0	HOME	0- 0	0- 0	9- 0				
0- 2	0- 1	0- 1	AWAY	0- 0	0- 0	0- 0				
1- 1	0- 0	0- 1	NEUTRAL	0- 0	0- 0	1- 0				
4- 2	1- 1	1- 0	CONFERENCE	1- 0	0- 0	1- 1				
1- 2	1- 1	0- 0	HOME	0- 0	0- 0	0- 1				
3- 0	0- 0	1- 0	AWAY	1- 0	0- 0	1- 0				
0- 0	0- 0	0- 0	NEUTRAL	0- 0	0- 0	0- 0				

RPI S	Opponent	Score	RPI S	Opponent	Score	RPI S	Opponent	Score	RPI S	Opponent	Score	Team's RPI: 118
3	A Connecticut	35 86	30	A Penn St.	84 103	52	A North Carolina St.	60 50	179	A Virginia Tech	56 37	
6	H Maryland	72 78	41	N South Carolina	48 79				233	N East Carolina	65 61	
12	H Miami (FL)	65 63	43	A Virginia	78 73				243	H Clemson	47 52	
									244	H Savannah St.	74 21	
									262	H Presbyterian	61 38	
									264	H Kennesaw St.	76 62	
									278	H East Tenn. St.	93 77	
									300	H UNC Greensboro	91 35	
									301	H S.C. Upstate	91 34	
									315	H Gardner-Webb	109 44	
									336	H Lipscomb	95 53	
									341	H N.C. Central	79 42	
LAST 12 Division I GAMES:												
52	A North Carolina St.	60 50	12	H Miami (FL)	65 63	341	H N.C. Central	79 42	244	H Savannah St.	74 21	
179	A Virginia Tech	56 37				233	N East Carolina	65 61	41	N South Carolina	48 79	
3	A Connecticut	35 86				278	H East Tenn. St.	93 77				
243	H Clemson	47 52										
6	H Maryland	72 78										
43	A Virginia	78 73										

Non-Div I Games:

North Carolina

Loss, Non-Conf, S Site, H Home A Away N Neutral

Average RPI Win:	168	WON-LOST	WINNING	LAST 12	STRENGTH OF	OPP. STRENGTH	TEAM	ADJ.	CONF.	ADJ CONF.
Average RPI Loss:	53	RECORD	PCT. RANK	GAMES	SCHEDULE	OF SCHEDULE	RPI	RPI	RPI	RPI
DIV. I ONLY	13- 7	88	7- 5	43	67	52	52	6	6	
DIV. I NON-CONF.	10- 3	49	4- 1	66	118	64	64	4	4	
TOTALS	RPI 1-25	RPI 26-50	W-L RECORDS	RPI 51-100	RPI 101-150	RPI 150+				
13- 7	0- 3	1- 1	OVERALL	3- 2	1- 1	8- 0				
7- 3	0- 1	1- 1	HOME	2- 0	0- 1	4- 0				
4- 4	0- 2	0- 0	AWAY	0- 2	1- 0	3- 0				
2- 0	0- 0	0- 0	NEUTRAL	1- 0	0- 0	1- 0				
10- 3	0- 0	1- 1	NON-CONFERENCE	3- 2	0- 0	6- 0				
6- 1	0- 0	1- 1	HOME	2- 0	0- 0	3- 0				
2- 2	0- 0	0- 0	AWAY	0- 2	0- 0	2- 0				
2- 0	0- 0	0- 0	NEUTRAL	1- 0	0- 0	1- 0				
3- 4	0- 3	0- 0	CONFERENCE	0- 0	1- 1	2- 0				
1- 2	0- 1	0- 0	HOME	0- 0	0- 1	1- 0				
2- 2	0- 2	0- 0	AWAY	0- 0	1- 0	1- 0				
0- 0	0- 0	0- 0	NEUTRAL	0- 0	0- 0	0- 0				

RPI 1-25				RPI 26-50				RPI 51-100				RPI 101+			
RPI	S	Opponent	Score	RPI	S	Opponent	Score	RPI	S	Opponent	Score	RPI	S	Opponent	Score
9	A	Duke	59 83	36	H	Richmond	58 72	56	H	Vanderbilt	66 59	106	A	Wake Forest	75 66
12	A	Miami (FL)	68 78	41	H	South Carolina	55 53	66	N	Fla. Gulf Coast	69 64	118	H	North Carolina	50 60
19	H	Georgia Tech	66 76					77	A	Northwestern	59 76	173	A	TCU	85 79
								82	H	UNC Wilmington	83 64	177	H	Alabama	79 57
								99	A	Creighton	67 74	191	H	Boston College	80 57
												223	A	Hawaii	84 54
												238	N	Alcorn St.	85 70
												243	A	Clemson	62 46
												266	H	Jacksonville	80 42
												328	H	Southeast Mo. St.	66 29
LAST 12 Division I GAMES:															
118	H	North Carolina	50 60	19	H	Georgia Tech	66 76								
243	A	Clemson	62 46	223	A	Hawaii	84 54								
106	A	Wake Forest	75 66	238	N	Alcorn St.	85 70								
191	H	Boston College	80 57	66	N	Fla. Gulf Coast	69 64								
9	A	Duke	59 83	56	H	Vanderbilt	66 59								
12	A	Miami (FL)	68 78	36	H	Richmond	58 72								

Non-Div I Games:

North Carolina St.

■ Loss,
 ■ Non-Conf,
 ■ S Site,
 ■ H Home
 ■ A Away
 N Neutral

North Dakota

Through Games Of Sunday, January 22, 2012

Average RPI Win: 229	WON-LOST	WINNING	LAST 12	STRENGTH OF	OPP. STRENGTH	TEAM	ADJ.	CONF.	ADJ CONF.
Average RPI Loss: 191	RECORD	PCT. RANK	GAMES	SCHEDULE	OF SCHEDULE	RPI	RPI	RPI	RPI
DIV. I ONLY	7- 10	219	3- 7	301	278	254	254	33	33
DIV. I NON-CONF.	7- 9	205	3- 6	298	255	262	262	33	33
TOTALS	RPI 1-25	RPI 26-50	W-L RECORDS	RPI 51-100	RPI 101-150	RPI 150+			
7- 10	0- 0	0- 0	OVERALL	1- 2	1- 3	5- 5			
3- 3	0- 0	0- 0	HOME	1- 1	1- 1	1- 1			
3- 6	0- 0	0- 0	AWAY	0- 1	0- 2	3- 3			
1- 1	0- 0	0- 0	NEUTRAL	0- 0	0- 0	1- 1			
7- 9	0- 0	0- 0	NON-CONFERENCE	1- 2	1- 3	5- 4			
3- 2	0- 0	0- 0	HOME	1- 1	1- 1	1- 0			
3- 6	0- 0	0- 0	AWAY	0- 1	0- 2	3- 3			
1- 1	0- 0	0- 0	NEUTRAL	0- 0	0- 0	1- 1			
0- 1	0- 0	0- 0	CONFERENCE	0- 0	0- 0	0- 1			
0- 1	0- 0	0- 0	HOME	0- 0	0- 0	0- 1			
0- 0	0- 0	0- 0	AWAY	0- 0	0- 0	0- 0			
0- 0	0- 0	0- 0	NEUTRAL	0- 0	0- 0	0- 0			

RPI 1-25			RPI 26-50			RPI 51-100			RPI 101+			Team's RPI: 254
RPI	S	Opponent	Score	RPI	S	Opponent	Score	RPI	S	Opponent	Score	
						55	H Duquesne	86 80	136	A Drake	60	74
						75	A Missouri	52 69	137	A Montana St.	54	70
						99	H Creighton	54 72	137	H Montana St.	63	67
									140	H UNI	74	70
									166	A Harvard	60	57
									193	A Montana	39	60
									212	A Colorado St.	52	58
									270	N Southern Utah	62	61
									293	H Utah Valley	54	58
									302	A Air Force	54	65
									323	A New Mexico St.	63	46
									324	A Idaho	78	68
									324	H Idaho	84	54
									324	N Idaho	50	53
LAST 12 Division I GAMES:												
293	H	Utah Valley	54	58	137	A	Montana St.	54	70			
166	A	Harvard	60	57	140	H	UNI	74	70			
302	A	Air Force	54	65	75	A	Missouri	52	69			
324	A	Idaho	78	68	212	A	Colorado St.	52	58			
193	A	Montana	39	60	137	H	Montana St.	63	67			
324	N	Idaho	50	53	136	A	Drake	60	74			

Non-Div I Games: Jamestown 57 47 Bemidji St. 86 50

North Dakota

Loss, Non-Conf, S Site, H Home A Away N Neutral

Average RPI Win:	222	WON-LOST	WINNING	LAST 12	STRENGTH OF	OPP. STRENGTH	TEAM	ADJ.	CONF.	ADJ CONF.
Average RPI Loss:	115	RECORD	PCT. RANK	GAMES	SCHEDULE	OF SCHEDULE	RPI	RPI	RPI	RPI
DIV. I ONLY	5- 14	288	4- 7	94	117	230	230	17	17	
DIV. I NON-CONF.	1- 9	322	0- 4	28	29	163	163	11	11	
TOTALS	RPI 1-25	RPI 26-50	W-L RECORDS	RPI 51-100	RPI 101-150	RPI 150+				
5- 14	0- 2	0- 0	OVERALL	0- 6	1- 4	4- 2				
3- 5	0- 1	0- 0	HOME	0- 3	1- 1	2- 0				
1- 7	0- 0	0- 0	AWAY	0- 2	0- 3	1- 2				
1- 2	0- 1	0- 0	NEUTRAL	0- 1	0- 0	1- 0				
1- 9	0- 2	0- 0	NON-CONFERENCE	0- 5	0- 2	1- 0				
0- 3	0- 1	0- 0	HOME	0- 2	0- 0	0- 0				
0- 4	0- 0	0- 0	AWAY	0- 2	0- 2	0- 0				
1- 2	0- 1	0- 0	NEUTRAL	0- 1	0- 0	1- 0				
4- 5	0- 0	0- 0	CONFERENCE	0- 1	1- 2	3- 2				
3- 2	0- 0	0- 0	HOME	0- 1	1- 1	2- 0				
1- 3	0- 0	0- 0	AWAY	0- 0	0- 1	1- 2				
0- 0	0- 0	0- 0	NEUTRAL	0- 0	0- 0	0- 0				

RPI 1-25				RPI 26-50				RPI 51-100				RPI 101+				Team's RPI: 230	
RPI	S	Opponent	Score	RPI	S	Opponent	Score	RPI	S	Opponent	Score	RPI	S	Opponent	Score		
11	N	Kansas St.	47 70					55	H	Duquesne	66 74	121	H	UMKC	58 76		
17	H	Green Bay	59 82					77	N	Northwestern	55 68	128	A	Oral Roberts	66 92		
								78	H	South Dakota St.	52 88	131	H	South Dakota	64 50		
								90	A	UNLV	57 76	136	A	Drake	49 57		
								99	H	Creighton	51 71	140	A	UNI	41 60		
								100	A	Minnesota	41 80	172	H	Oakland	78 65		
												251	N	Nevada	67 47		
												270	A	Southern Utah	80 68		
												271	A	Western Ill.	65 68		
												280	A	IUPUI	39 49		
												286	H	IPFW	77 70		
LAST 12 Division I GAMES:																	
78	H	South Dakota St.	52 88	286	H	IPFW	77 70										
121	H	UMKC	58 76	77	N	Northwestern	55 68										
131	H	South Dakota	64 50	90	A	UNLV	57 76										
128	A	Oral Roberts	66 92	11	N	Kansas St.	47 70										
270	A	Southern Utah	80 68	140	A	UNI	41 60										
172	H	Oakland	78 65	136	A	Drake	49 57										

Non-Div I Games: Dakota St. 92 48 Valley City St. 85 64

North Dakota St.

Loss, Non-Conf, S Site, H Home A Away N Neutral

North Florida

Through Games Of Sunday, January 22, 2012

Average RPI Win:	304	WON-LOST	WINNING	LAST 12	STRENGTH OF	OPP. STRENGTH	TEAM	ADJ.	CONF.	ADJ CONF.
Average RPI Loss:	169	RECORD	PCT. RANK	GAMES	SCHEDULE	OF SCHEDULE	RPI	RPI	RPI	RPI
DIV. I ONLY	8- 12	222	6- 6	302	318	275	275	30	30	
DIV. I NON-CONF.	3- 8	268	2- 2	268	297	265	265	27	27	
TOTALS	RPI 1-25	RPI 26-50	W-L RECORDS	RPI 51-100	RPI 101-150	RPI 150+				
8- 12	0- 0	0- 0	OVERALL	0- 4	0- 2	8- 6				
6- 3	0- 0	0- 0	HOME	0- 0	0- 0	6- 3				
2- 9	0- 0	0- 0	AWAY	0- 4	0- 2	2- 3				
0- 0	0- 0	0- 0	NEUTRAL	0- 0	0- 0	0- 0				
3- 8	0- 0	0- 0	NON-CONFERENCE	0- 3	0- 1	3- 4				
3- 1	0- 0	0- 0	HOME	0- 0	0- 0	3- 1				
0- 7	0- 0	0- 0	AWAY	0- 3	0- 1	0- 3				
0- 0	0- 0	0- 0	NEUTRAL	0- 0	0- 0	0- 0				
5- 4	0- 0	0- 0	CONFERENCE	0- 1	0- 1	5- 2				
3- 2	0- 0	0- 0	HOME	0- 0	0- 0	3- 2				
2- 2	0- 0	0- 0	AWAY	0- 1	0- 1	2- 0				
0- 0	0- 0	0- 0	NEUTRAL	0- 0	0- 0	0- 0				

RPI S	Opponent	Score	RPI S	Opponent	Score	RPI S	Opponent	Score	RPI S	Opponent	Score	Team's RPI: 275
						61	A West Virginia	30 86	115	A Stetson	55 63	
						66	A Fla. Gulf Coast	34 68	121	A UMKC	63 100	
						75	A Missouri	46 67	162	A Ole Miss	59 68	
						88	A South Fla.	41 76	182	A Fla. Atlantic	52 63	
									244	H Savannah St.	61 64	
									264	A Kennesaw St.	66 57	
									266	H Jacksonville	51 36	
									278	H East Tenn. St.	70 67	
									288	H Belmont	37 54	
									296	H Coastal Caro.	67 37	
									301	H S.C. Upstate	57 58	
									321	A Mercer	49 39	
									325	A Bethune-Cookman	63 66	
									334	H Delaware St.	72 61	
									336	H Lipscomb	77 67	
									337	H Jacksonville St.	63 47	
LAST 12 Division I GAMES:												
321	A Mercer	49 39	336	H Lipscomb	77 67							
264	A Kennesaw St.	66 57	288	H Belmont	37 54							
301	H S.C. Upstate	57 58	325	A Bethune-Cookman	63 66							
278	H East Tenn. St.	70 67	337	H Jacksonville St.	63 47							
115	A Stetson	55 63	334	H Delaware St.	72 61							
66	A Fla. Gulf Coast	34 68	182	A Fla. Atlantic	52 63							

Non-Div I Games:

North Florida

Loss, Non-Conf, S Site, H Home A Away N Neutral

North Texas

Through Games Of Sunday, January 22, 2012

Average RPI Win: 229	WON-LOST	WINNING	LAST 12	STRENGTH OF	OPP. STRENGTH	TEAM	ADJ.	CONF.	ADJ CONF.
Average RPI Loss: 129	RECORD	PCT. RANK	GAMES	SCHEDULE	OF SCHEDULE	RPI	RPI	RPI	RPI
DIV. I ONLY	11- 9	141	5- 7	209	183	164	164	19	19
DIV. I NON-CONF.	7- 6	153	1- 4	126	189	128	128	15	15
TOTALS	RPI 1-25	RPI 26-50	W-L RECORDS	RPI 51-100	RPI 101-150	RPI 150+			
11- 9	0- 0	0- 1	OVERALL	1- 3	0- 2	10- 3			
6- 3	0- 0	0- 1	HOME	0- 0	0- 2	6- 0			
3- 6	0- 0	0- 0	AWAY	0- 3	0- 0	3- 3			
2- 0	0- 0	0- 0	NEUTRAL	1- 0	0- 0	1- 0			
7- 6	0- 0	0- 1	NON-CONFERENCE	1- 3	0- 1	6- 1			
3- 2	0- 0	0- 1	HOME	0- 0	0- 1	3- 0			
2- 4	0- 0	0- 0	AWAY	0- 3	0- 0	2- 1			
2- 0	0- 0	0- 0	NEUTRAL	1- 0	0- 0	1- 0			
4- 3	0- 0	0- 0	CONFERENCE	0- 0	0- 1	4- 2			
3- 1	0- 0	0- 0	HOME	0- 0	0- 1	3- 0			
1- 2	0- 0	0- 0	AWAY	0- 0	0- 0	1- 2			
0- 0	0- 0	0- 0	NEUTRAL	0- 0	0- 0	0- 0			

RPI S	Opponent	Score	RPI S	Opponent	Score	RPI S	Opponent	Score	RPI S	Opponent	Score	Team's RPI: 164
40	H Tulane	47 55	51	A Texas	62 71	127	H Denver	44 50	128	H Oral Roberts	60 70	
			69	A Missouri St.	67 78	156	H UALR	64 57	163	H SMU	50 46	
			72	N Oregon St.	60 53	168	A South Ala.	60 69	177	H Alabama	69 63	
			87	A Arizona	62 69	213	A Texas St.	61 43	232	H Western Ky.	50 42	
						235	A Arkansas St.	64 70	253	A La.-Monroe	56 54	
						257	A Nicholls St.	64 67	290	H New Mexico	63 50	
						310	A Texas-Arlington	66 47	320	N A&M-Corpus Christi	72 58	
						338	H Troy	57 36				
LAST 12 Division I GAMES:												
127	H Denver	44 50	156	H UALR	64 57							
253	A La.-Monroe	56 54	257	A Nicholls St.	64 67							
232	H Western Ky.	50 42	51	A Texas	62 71							
235	A Arkansas St.	64 70	69	A Missouri St.	67 78							
168	A South Ala.	60 69	40	H Tulane	47 55							
338	H Troy	57 36	177	H Alabama	69 63							

Non-Div I Games:

North Texas

Loss, Non-Conf, S Site, H Home A Away N Neutral

Northeastern

Through Games Of Sunday, January 22, 2012

Average RPI Win:	249	WON-LOST	WINNING	LAST 12	STRENGTH OF	OPP. STRENGTH	TEAM	ADJ.	CONF.	ADJ CONF.
Average RPI Loss:	80	RECORD	PCT. RANK	GAMES	SCHEDULE	OF SCHEDULE	RPI	RPI	RPI	RPI
DIV. I ONLY	3- 15	315	3- 9	30	82	197	197	7	7	
DIV. I NON-CONF.	2- 9	298	2- 3	30	93	207	207	7	7	
TOTALS	RPI 1-25	RPI 26-50	W-L RECORDS	RPI 51-100	RPI 101-150	RPI 150+				
3- 15	0- 3	0- 2	OVERALL	0- 7	0- 2	3- 1				
2- 5	0- 1	0- 1	HOME	0- 1	0- 1	2- 1				
1- 9	0- 1	0- 1	AWAY	0- 6	0- 1	1- 0				
0- 1	0- 1	0- 0	NEUTRAL	0- 0	0- 0	0- 0				
2- 9	0- 2	0- 1	NON-CONFERENCE	0- 4	0- 2	2- 0				
1- 3	0- 0	0- 1	HOME	0- 1	0- 1	1- 0				
1- 5	0- 1	0- 0	AWAY	0- 3	0- 1	1- 0				
0- 1	0- 1	0- 0	NEUTRAL	0- 0	0- 0	0- 0				
1- 6	0- 1	0- 1	CONFERENCE	0- 3	0- 0	1- 1				
1- 2	0- 1	0- 0	HOME	0- 0	0- 0	1- 1				
0- 4	0- 0	0- 1	AWAY	0- 3	0- 0	0- 0				
0- 0	0- 0	0- 0	NEUTRAL	0- 0	0- 0	0- 0				
























































RPI S	Opponent	Score	RPI S	Opponent	Score	RPI S	Opponent	Score	RPI S	Opponent	Score	Team's RPI: 197
8	H Delaware	54 70	46	A Hofstra	66 72	68	A Drexel	39 66	123	A Holy Cross	68 70	
10	A Kentucky	47 81	50	H Temple	58 72	82	A UNC Wilmington	53 60	129	H La Salle	60 75	
21	N Georgia	61 81				84	A Miami (OH)	55 75	189	H George Mason	58 54	
						86	A Boston U.	65 75	214	H Old Dominion	70 73	
						90	A UNLV	58 61	260	H Vermont	78 62	
						92	H Eastern Mich.	53 83	298	A Kent St.	73 65	
						96	A VCU	60 67				
LAST 12 Division I GAMES:												
46	A Hofstra	66 72	129	H La Salle	60 75							
68	A Drexel	39 66	298	A Kent St.	73 65							
8	H Delaware	54 70	84	A Miami (OH)	55 75							
189	H George Mason	58 54	123	A Holy Cross	68 70							
214	H Old Dominion	70 73	96	A VCU	60 67							
82	A UNC Wilmington	53 60	260	H Vermont	78 62							

Non-Div I Games:

Northeastern

■ Loss,
 ■ Non-Conf,
 ■ S Site,
 ■ H Home
 ■ A Away
 N Neutral

Average RPI Win:	295	WON-LOST	WINNING	LAST 12	STRENGTH OF	OPP. STRENGTH	TEAM	ADJ.	CONF.	ADJ CONF.
Average RPI Loss:	155	RECORD	PCT. RANK	GAMES	SCHEDULE	OF SCHEDULE	RPI	RPI	RPI	RPI
DIV. I ONLY	5- 14	288	2- 10	175	298	297	297	16	16	
DIV. I NON-CONF.	4- 7	228	1- 3	147	329	294	294	14	14	
TOTALS	RPI 1-25	RPI 26-50	W-L RECORDS	RPI 51-100	RPI 101-150	RPI 150+				
5- 14	0- 0	0- 1	OVERALL	0- 3	0- 5	5- 5				
5- 4	0- 0	0- 1	HOME	0- 1	0- 2	5- 0				
0- 10	0- 0	0- 0	AWAY	0- 2	0- 3	0- 5				
0- 0	0- 0	0- 0	NEUTRAL	0- 0	0- 0	0- 0				
4- 7	0- 0	0- 1	NON-CONFERENCE	0- 2	0- 2	4- 2				
4- 1	0- 0	0- 1	HOME	0- 0	0- 0	4- 0				
0- 6	0- 0	0- 0	AWAY	0- 2	0- 2	0- 2				
0- 0	0- 0	0- 0	NEUTRAL	0- 0	0- 0	0- 0				
1- 7	0- 0	0- 0	CONFERENCE	0- 1	0- 3	1- 3				
1- 3	0- 0	0- 0	HOME	0- 1	0- 2	1- 0				
0- 4	0- 0	0- 0	AWAY	0- 0	0- 1	0- 3				
0- 0	0- 0	0- 0	NEUTRAL	0- 0	0- 0	0- 0				

RPI 1-25	RPI 26-50	RPI 51-100	RPI 101+ Team's RPI: 297
RPI S Opponent Score	RPI S Opponent Score	RPI S Opponent Score	RPI S Opponent Score
	33  Nebraska 88  97	62  Idaho St. 44  49	131  South Dakota 56  73
		76  Iowa St. 41  65	137  Montana St. 65  77
		89  Colorado 60  84	138  Utah St. 51  70
			143  Portland St. 74  84
			146  Eastern Wash. 56  74
			154  Northern Colo. 71  77
			193  Montana 48  60
			237  Cal St. Fullerton 64 54
			289  San Jose St. 64  74
			291  Sacramento St. 85  91
			293  Utah Valley 56  73
			293  Utah Valley 73 59
			298  Kent St. 72 56
			314  UC Riverside 67 59
			332  Weber St. 71 58
LAST 12 Division I GAMES:			
	62  Idaho St. 44  49	154  Northern Colo. 71  77	
	332  Weber St. 71 58	291  Sacramento St. 85  91	
	137  Montana St. 65  77	138  Utah St. 51  70	
	193  Montana 48  60	293  Utah Valley 56  73	
	146  Eastern Wash. 56  74	33  Nebraska 88  97	
	143  Portland St. 74  84	237  Cal St. Fullerton 64 54	

Non-Div I Games: Adams St. 76 50

Northern Ariz.

Average RPI Win:	240	WON-LOST	WINNING	LAST 12	STRENGTH OF	OPP. STRENGTH	TEAM	ADJ.	CONF.	ADJ CONF.
Average RPI Loss:	127	RECORD	PCT. RANK	GAMES	SCHEDULE	OF SCHEDULE	RPI	RPI	RPI	RPI
DIV. I ONLY	10- 8	130	6- 5	194	226	154	154	16	16	
DIV. I NON-CONF.	6- 5	141	2- 2	236	254	167	167	14	14	
TOTALS	RPI 1-25	RPI 26-50	W-L RECORDS	RPI 51-100	RPI 101-150	RPI 150+				
10- 8	0- 0	0- 0	OVERALL	0- 2	1- 5	9- 1				
6- 2	0- 0	0- 0	HOME	0- 0	0- 2	6- 0				
4- 6	0- 0	0- 0	AWAY	0- 2	1- 3	3- 1				
0- 0	0- 0	0- 0	NEUTRAL	0- 0	0- 0	0- 0				
6- 5	0- 0	0- 0	NON-CONFERENCE	0- 1	0- 3	6- 1				
3- 1	0- 0	0- 0	HOME	0- 0	0- 1	3- 0				
3- 4	0- 0	0- 0	AWAY	0- 1	0- 2	3- 1				
0- 0	0- 0	0- 0	NEUTRAL	0- 0	0- 0	0- 0				
4- 3	0- 0	0- 0	CONFERENCE	0- 1	1- 2	3- 0				
3- 1	0- 0	0- 0	HOME	0- 0	0- 1	3- 0				
1- 2	0- 0	0- 0	AWAY	0- 1	1- 1	0- 0				
0- 0	0- 0	0- 0	NEUTRAL	0- 0	0- 0	0- 0				

RPI S	Opponent	Score	RPI S	Opponent	Score	RPI S	Opponent	Score	RPI S	Opponent	Score	Team's RPI: 154
						62	A Idaho St.	52 57	127	H Denver	57 66	
						73	A UTEP	51 74	131	A South Dakota	48 73	
									137	H Montana St.	51 52	
									143	A Portland St.	61 62	
									146	A Eastern Wash.	56 53	
									147	A Bradley	49 59	
									188	H UC Santa Barbara	44 39	
									193	H Montana	59 42	
									195	A Santa Clara	37 71	
									209	H UC Irvine	71 56	
									212	H Colorado St.	66 60	
									268	A San Francisco	85 81	
									290	A New Mexico	61 54	
									291	H Sacramento St.	68 58	
									297	H Northern Ariz.	77 71	
									302	A Air Force	71 51	
LAST 12 Division I GAMES:												
			137	H Montana St.	51 52		297	H Northern Ariz.	77 71			
			193	H Montana	59 42		209	H UC Irvine	71 56			
			146	A Eastern Wash.	56 53		290	A New Mexico	61 54			
			143	A Portland St.	61 62		73	A UTEP	51 74			
			291	H Sacramento St.	68 58		131	A South Dakota	48 73			
			62	A Idaho St.	52 57		212	H Colorado St.	66 60			

Non-Div I Games: Black Hills St. 72 35 Neb.-Kearney 69 52

Northern Colo.

Average RPI Win:	225	WON-LOST	WINNING	LAST 12	STRENGTH OF	OPP. STRENGTH	TEAM	ADJ.	CONF.	ADJ CONF.
Average RPI Loss:	144	RECORD	PCT. RANK	GAMES	SCHEDULE	OF SCHEDULE	RPI	RPI	RPI	RPI
DIV. I ONLY	7- 11	225	4- 8	254	127	241	241	12	12	
DIV. I NON-CONF.	6- 6	160	3- 3	225	139	235	235	13	13	
TOTALS	RPI 1-25	RPI 26-50	W-L RECORDS	RPI 51-100	RPI 101-150	RPI 150+				
7- 11	0- 1	1- 0	OVERALL	0- 1	1- 5	5- 4				
4- 5	0- 0	1- 0	HOME	0- 0	1- 3	2- 2				
3- 6	0- 1	0- 0	AWAY	0- 1	0- 2	3- 2				
0- 0	0- 0	0- 0	NEUTRAL	0- 0	0- 0	0- 0				
6- 6	0- 1	1- 0	NON-CONFERENCE	0- 0	1- 3	4- 2				
4- 2	0- 0	1- 0	HOME	0- 0	1- 1	2- 1				
2- 4	0- 1	0- 0	AWAY	0- 0	0- 2	2- 1				
0- 0	0- 0	0- 0	NEUTRAL	0- 0	0- 0	0- 0				
1- 5	0- 0	0- 0	CONFERENCE	0- 1	0- 2	1- 2				
0- 3	0- 0	0- 0	HOME	0- 0	0- 2	0- 1				
1- 2	0- 0	0- 0	AWAY	0- 1	0- 0	1- 1				
0- 0	0- 0	0- 0	NEUTRAL	0- 0	0- 0	0- 0				

RPI S	Opponent	Score	RPI S	Opponent	Score	RPI S	Opponent	Score	RPI S	Opponent	Score	Team's RPI: 241
23	A DePaul	46 65	50	H Temple	58 52	92	A Eastern Mich.	52 64	113	H Toledo	47 49	
									114	A Eastern Ill.	62 72	
									122	A Illinois St.	62 81	
									144	H Central Mich.	67 86	
									147	H Bradley	45 50	
									150	H Indiana St.	47 43	
									155	H Ill.-Chicago	47 49	
									185	A Indiana	60 59	
									192	H Buffalo	46 62	
									217	A Loyola Chicago	42 73	
									263	A Ball St.	43 50	
									271	H Western Ill.	91 84	
									285	H Southern Ill.	53 50	
									306	A Western Mich.	53 41	
									329	A Chicago St.	73 40	
LAST 12 Division I GAMES:												
192	H Buffalo	46 62	23	A DePaul	46 65							
306	A Western Mich.	53 41	114	A Eastern Ill.	62 72							
113	H Toledo	47 49	150	H Indiana St.	47 43							
263	A Ball St.	43 50	185	A Indiana	60 59							
92	A Eastern Mich.	52 64	155	H Ill.-Chicago	47 49							
144	H Central Mich.	67 86	329	A Chicago St.	73 40							

Non-Div I Games:

Northern Ill.

■ Loss,
■ Non-Conf, S Site,
■ Home
■ Away
N Neutral

Northwestern

Through Games Of Sunday, January 22, 2012

Average RPI Win:	145	WON-LOST	WINNING	LAST 12	STRENGTH OF	OPP. STRENGTH	TEAM	ADJ.	CONF.	ADJ CONF.
Average RPI Loss:	59	RECORD	PCT. RANK	GAMES	SCHEDULE	OF SCHEDULE	RPI	RPI	RPI	RPI
DIV. I ONLY	12- 8	113	5- 7	79	11	77	77	4	4	
DIV. I NON-CONF.	10- 3	49	3- 2	64	20	66	66	3	3	
TOTALS	RPI 1-25	RPI 26-50	W-L RECORDS	RPI 51-100	RPI 101-150	RPI 150+				
12- 8	0- 4	1- 0	OVERALL	3- 2	3- 2	5- 0				
5- 4	0- 2	0- 0	HOME	1- 1	2- 1	2- 0				
6- 3	0- 1	1- 0	AWAY	2- 1	1- 1	2- 0				
1- 1	0- 1	0- 0	NEUTRAL	0- 0	0- 0	1- 0				
10- 3	0- 2	1- 0	NON-CONFERENCE	3- 0	2- 1	4- 0				
4- 2	0- 1	0- 0	HOME	1- 0	1- 1	2- 0				
5- 0	0- 0	1- 0	AWAY	2- 0	1- 0	1- 0				
1- 1	0- 1	0- 0	NEUTRAL	0- 0	0- 0	1- 0				
2- 5	0- 2	0- 0	CONFERENCE	0- 2	1- 1	1- 0				
1- 2	0- 1	0- 0	HOME	0- 1	1- 0	0- 0				
1- 3	0- 1	0- 0	AWAY	0- 1	0- 1	1- 0				
0- 0	0- 0	0- 0	NEUTRAL	0- 0	0- 0	0- 0				

RPI 1-25				RPI 26-50				RPI 51-100				Team's RPI: 77	RPI 101+			
RPI	S	Opponent	Score	RPI	S	Opponent	Score	RPI	S	Opponent	Score		RPI	S	Opponent	Score
11	N	Kansas St.	45 64	29	A	LSU	44 43	52	H	North Carolina St.	76 59		107	H	Illinois	59 58
14	A	Ohio St.	72 82					67	A	Iowa	55 86		113	H	Toledo	56 75
16	H	Michigan	48 58					75	A	Missouri	74 70		122	H	Illinois St.	69 62
23	H	DePaul	72 88					90	A	UNLV	79 49		126	A	Wisconsin	55 75
								100	H	Minnesota	60 68		144	A	Central Mich.	69 60
													185	A	Indiana	69 61
													217	A	Loyola Chicago	72 67
													230	N	North Dakota St.	68 55
													232	H	Western Ky.	71 57
													255	H	Morgan St.	87 74
LAST 12 Division I GAMES:																
126	A	Wisconsin	55 75	67	A	Iowa	55 86									
16	H	Michigan	48 58	113	H	Toledo	56 75									
107	H	Illinois	59 58	230	N	North Dakota St.	68 55									
14	A	Ohio St.	72 82	11	N	Kansas St.	45 64									
185	A	Indiana	69 61	90	A	UNLV	79 49									
100	H	Minnesota	60 68	255	H	Morgan St.	87 74									

Non-Div I Games:

Northwestern

■ Loss,
■ Non-Conf, S Site,
■ Home
■ Away
N Neutral

Average RPI Win:	265	WON-LOST	WINNING	LAST 12	STRENGTH OF	OPP. STRENGTH	TEAM	ADJ.	CONF.	ADJ CONF.
Average RPI Loss:	185	RECORD	PCT. RANK	GAMES	SCHEDULE	OF SCHEDULE	RPI	RPI	RPI	RPI
DIV. I ONLY	2- 12	323	1- 9	164	337	309	309	24	24	
DIV. I NON-CONF.	1- 8	320	0- 5	222	331	319	319	26	26	
TOTALS	RPI 1-25	RPI 26-50	W-L RECORDS	RPI 51-100	RPI 101-150	RPI 150+				
2- 12	0- 0	0- 0	OVERALL	0- 2	0- 2	2- 8				
1- 3	0- 0	0- 0	HOME	0- 0	0- 0	1- 3				
1- 7	0- 0	0- 0	AWAY	0- 2	0- 1	1- 4				
0- 2	0- 0	0- 0	NEUTRAL	0- 0	0- 1	0- 1				
1- 8	0- 0	0- 0	NON-CONFERENCE	0- 1	0- 1	1- 6				
0- 2	0- 0	0- 0	HOME	0- 0	0- 0	0- 2				
1- 4	0- 0	0- 0	AWAY	0- 1	0- 0	1- 3				
0- 2	0- 0	0- 0	NEUTRAL	0- 0	0- 1	0- 1				
1- 4	0- 0	0- 0	CONFERENCE	0- 1	0- 1	1- 2				
1- 1	0- 0	0- 0	HOME	0- 0	0- 0	1- 1				
0- 3	0- 0	0- 0	AWAY	0- 1	0- 1	0- 1				
0- 0	0- 0	0- 0	NEUTRAL	0- 0	0- 0	0- 0				

RPI 1-25			RPI 26-50			RPI 51-100			RPI 101+			Team's RPI: 309
RPI	S	Opponent	Score	RPI	S	Opponent	Score	RPI	S	Opponent	Score	
						74 A Wichita St.	49 77	112 A McNeese St.			54 64	
						95 A Central Ark.	43 84	148 N Florida A&M			53 77	
								163 A SMU			41 67	
								168 A South Ala.			51 64	
								177 A Alabama			52 78	
								213 A Texas St.			68 70	
								238 N Alcorn St.			60 70	
								249 H UTSA			61 57	
								253 H La.-Monroe			68 84	
								257 H Nicholls St.			69 83	
								281 A Prairie View			79 69	
								327 H Jackson St.			73 79	
LAST 12 Division I GAMES:												
112 A		McNeese St.	54 64	253 H		La.-Monroe	68 84					
249 H		UTSA	61 57	238 N		Alcorn St.	60 70					
95 A		Central Ark.	43 84	148 N		Florida A&M	53 77					
257 H		Nicholls St.	69 83	163 A		SMU	41 67					
213 A		Texas St.	68 70	281 A		Prairie View	79 69					
327 H		Jackson St.	73 79	168 A		South Ala.	51 64					

Non-Div I Games: Centenary (LA) 109 72 Loyola (LA) 80 84 LSU-Shreveport 63 40 Wiley 95 69 Northwestern St.

Through Games of Sunday, January 11, 1914				Through Games of Sunday, January 11, 1914						
Average RPI Win: 109		WON-LOST	WINNING	LAST 12	STRENGTH OF	OPP. STRENGTH	TEAM	ADJ.	CONF.	ADJ CONF.
Average RPI Loss: 1		RECORD	PCT. RANK	GAMES	SCHEDULE	OF SCHEDULE	RPI	RPI	RPI	RPI
DIV. I ONLY		19- 1	3	12- 0	24	4	5	5	2	2
DIV. I NON-CONF.		12- 1	7	5- 0	27	14	6	6	2	2

TOTALS	RPI 1-25		RPI 26-50		W-L RECORDS		RPI 51-100		RPI 101-150	RPI 150+
19- 1	6- 1		1- 0		OVERALL		2- 0		5- 0	5- 0
11- 0	3- 0		0- 0		HOME		1- 0		3- 0	4- 0
6- 1	1- 1		1- 0		AWAY		1- 0		2- 0	1- 0
2- 0	2- 0		0- 0		NEUTRAL		0- 0		0- 0	0- 0
12- 1	4- 1		0- 0		NON-CONFERENCE		1- 0		2- 0	5- 0
7- 0	1- 0		0- 0		HOME		0- 0		2- 0	4- 0
3- 1	1- 1		0- 0		AWAY		1- 0		0- 0	1- 0
2- 0	2- 0		0- 0		NEUTRAL		0- 0		0- 0	0- 0
7- 0	2- 0		1- 0		CONFERENCE		1- 0		3- 0	0- 0
4- 0	2- 0		0- 0		HOME		1- 0		1- 0	0- 0
3- 0	0- 0		1- 0		AWAY		0- 0		2- 0	0- 0
0- 0	0- 0		0- 0		NEUTRAL		0- 0		0- 0	0- 0

RPI 1-25				Team's RPI: 5	
RPI	S	Opponent	Score		
1	A	Baylor	81	94	
3	H	Connecticut	74	67	
9	N	Duke	56	54	
10	H	Kentucky	92	83	
15	H	Villanova	76	43	
20	A	Purdue	66	38	
22	N	Southern California	80	58	

RPI 26-50			
RPI	S	Opponent	Score
31	A	Georgetown	80 60

RPI 51-100			
RPI	S	Opponent	Score
85	H	Marquette	95 42
99	A	Creighton	76 48

RPI 101+			
RPI	S	Opponent	Score
108	H	Hartford	98 43
109	A	Cincinnati	76 50
142	A	Seton Hall	74 36
145	H	Pittsburgh	120 44
150	H	Indiana St.	99 34
170	H	Penn	69 38
181	H	UCF	90 38
184	H	Akron	81 61
264	H	Longwood	92 26
321	A	Mercer	128 42

LAST 12 Division I GAMES:									
15	H	Villanova	76	43	321	A	Mercer	128	42
145	H	Pittsburgh	120	44	264	H	Longwood	92	26
109	A	Cincinnati	76	50	181	H	UCF	90	38
31	A	Georgetown	80	60	10	H	Kentucky	92	83
3	H	Connecticut	74	67	20	A	Purdue	66	38
142	A	Seton Hall	74	36	85	H	Marquette	95	42

Non-Div I Games:

Notre Dame

Loss, Non-Conf, S Site, H Home A Away N Neutral

Average RPI Win:	215	WON-LOST	WINNING	LAST 12	STRENGTH OF	OPP. STRENGTH	TEAM	ADJ.	CONF.	ADJ CONF.
Average RPI Loss:	125	RECORD	PCT. RANK	GAMES	SCHEDULE	OF SCHEDULE	RPI	RPI	RPI	RPI
DIV. I ONLY	7- 9	209	6- 6	146	153	172	172	17	17	
DIV. I NON-CONF.	3- 5	225	2- 2	80	101	140	140	11	11	
TOTALS	RPI 1-25	RPI 26-50	W-L RECORDS	RPI 51-100	RPI 101-150	RPI 150+				
7- 9	0- 1	0- 0	OVERALL	0- 3	2- 2	5- 3				
5- 2	0- 0	0- 0	HOME	0- 1	1- 1	4- 0				
2- 7	0- 1	0- 0	AWAY	0- 2	1- 1	1- 3				
0- 0	0- 0	0- 0	NEUTRAL	0- 0	0- 0	0- 0				
3- 5	0- 1	0- 0	NON-CONFERENCE	0- 2	1- 0	2- 2				
2- 1	0- 0	0- 0	HOME	0- 1	0- 0	2- 0				
1- 4	0- 1	0- 0	AWAY	0- 1	1- 0	0- 2				
0- 0	0- 0	0- 0	NEUTRAL	0- 0	0- 0	0- 0				
4- 4	0- 0	0- 0	CONFERENCE	0- 1	1- 2	3- 1				
3- 1	0- 0	0- 0	HOME	0- 0	1- 1	2- 0				
1- 3	0- 0	0- 0	AWAY	0- 1	0- 1	1- 1				
0- 0	0- 0	0- 0	NEUTRAL	0- 0	0- 0	0- 0				

RPI 1-25				RPI 26-50				RPI 51-100				RPI 101+ Team's RPI: 172			
RPI	S	Opponent	Score	RPI	S	Opponent	Score	RPI	S	Opponent	Score	RPI	S	Opponent	Score
20	A	Purdue	47 66					70	H	Providence	50 51	121	H	UMKC	71 65
								78	A	South Dakota St.	52 62	128	A	Oral Roberts	53 62
								83	A	Michigan St.	42 67	131	H	South Dakota	51 58
												149	A	American	68 62
												155	H	Ill.-Chicago	48 45
												189	A	George Mason	48 59
												192	A	Buffalo	65 69
												230	A	North Dakota St.	65 78
												243	H	Clemson	63 51
												271	H	Western Ill.	75 71
												280	H	IUPUI	54 50
												286	A	IPFW	67 47
LAST 12 Division I GAMES:															
128	A	Oral Roberts	53 62	192	A	Buffalo	65 69								
286	A	IPFW	67 47	20	A	Purdue	47 66								
271	H	Western Ill.	75 71	155	H	Ill.-Chicago	48 45								
280	H	IUPUI	54 50	243	H	Clemson	63 51								
230	A	North Dakota St.	65 78	131	H	South Dakota	51 58								
78	A	South Dakota St.	52 62	121	H	UMKC	71 65								

Non-Div I Games: Rochester College 74 30

Oakland

Average RPI Win:	231	WON-LOST	WINNING	LAST 12	STRENGTH OF	OPP. STRENGTH	TEAM	ADJ.	CONF.	ADJ CONF.
Average RPI Loss:	143	RECORD	PCT. RANK	GAMES	SCHEDULE	OF SCHEDULE	RPI	RPI	RPI	RPI
DIV. I ONLY	9- 11	197	6- 6	224	187	247	247	12	12	
DIV. I NON-CONF.	7- 7	160	4- 2	275	213	280	280	13	13	
TOTALS	RPI 1-25	RPI 26-50	W-L RECORDS	RPI 51-100	RPI 101-150	RPI 150+				
9- 11	0- 1	0- 0	OVERALL	0- 4	0- 2	9- 4				
8- 4	0- 0	0- 0	HOME	0- 2	0- 1	8- 1				
0- 5	0- 0	0- 0	AWAY	0- 2	0- 0	0- 3				
1- 2	0- 1	0- 0	NEUTRAL	0- 0	0- 1	1- 0				
7- 7	0- 1	0- 0	NON-CONFERENCE	0- 2	0- 1	7- 3				
6- 2	0- 0	0- 0	HOME	0- 1	0- 0	6- 1				
0- 3	0- 0	0- 0	AWAY	0- 1	0- 0	0- 2				
1- 2	0- 1	0- 0	NEUTRAL	0- 0	0- 1	1- 0				
2- 4	0- 0	0- 0	CONFERENCE	0- 2	0- 1	2- 1				
2- 2	0- 0	0- 0	HOME	0- 1	0- 1	2- 0				
0- 2	0- 0	0- 0	AWAY	0- 1	0- 0	0- 1				
0- 0	0- 0	0- 0	NEUTRAL	0- 0	0- 0	0- 0				

RPI S	Opponent	Score	RPI S	Opponent	Score	RPI S	Opponent	Score	RPI S	Opponent	Score	Team's RPI: 247
25 N	Oklahoma	57 89				55 A	Duquesne	60 83	102 N	Syracuse	70 81	
						79 A	Bowling Green	49 61	113 H	Toledo	33 52	
						82 H	UNC Wilmington	51 56	184 H	Akron	72 71	
						84 H	Miami (OH)	47 67	187 H	Marshall	68 56	
									189 H	George Mason	75 59	
									192 H	Buffalo	73 64	
									194 N	Xavier	80 75	
									198 H	Youngstown St.	47 55	
									242 A	Cleveland St.	56 66	
									250 H	Niagara	50 40	
									268 H	San Francisco	63 53	
									288 H	Belmont	65 51	
									294 A	Morehead St.	57 62	
									298 A	Kent St.	65 68	
									329 H	Chicago St.	65 37	
LAST 12 Division I GAMES:												
113 H	Toledo	33 52	189 H	George Mason	75 59							
184 H	Akron	72 71	102 N	Syracuse	70 81							
84 H	Miami (OH)	47 67	194 N	Xavier	80 75							
79 A	Bowling Green	49 61	25 N	Oklahoma	57 89							
298 A	Kent St.	65 68	250 H	Niagara	50 40							
192 H	Buffalo	73 64	268 H	San Francisco	63 53							

Non-Div I Games:

Ohio

Average RPI Win: 116				Through Games of Sunday, January 11, 1992						
WON-LOST		WINNING	LAST 12	STRENGTH OF	OPP. STRENGTH	TEAM	ADJ.	CONF.	ADJ CONF.	
RECORD		PCT. RANK	GAMES	SCHEDULE	OF SCHEDULE	RPI	RPI	RPI	RPI	
DIV. I ONLY		19- 1	3	11- 1	68	22	14	14	4	4
DIV. I NON-CONF.		13- 0	1	5- 0	92	27	15	15	3	3
<hr/>										
TOTALS	RPI 1-25	RPI 26-50		W-L RECORDS		RPI 51-100	RPI 101-150	RPI 150+		
19- 1	1- 1	4- 0		OVERALL		7- 0	2- 0	5- 0		
15- 0	0- 0	3- 0		HOME		6- 0	1- 0	5- 0		
4- 1	1- 1	1- 0		AWAY		1- 0	1- 0	0- 0		
0- 0	0- 0	0- 0		NEUTRAL		0- 0	0- 0	0- 0		
<hr/>										
13- 0	1- 0	3- 0		NON-CONFERENCE		4- 0	0- 0	5- 0		
11- 0	0- 0	2- 0		HOME		4- 0	0- 0	5- 0		
2- 0	1- 0	1- 0		AWAY		0- 0	0- 0	0- 0		
0- 0	0- 0	0- 0		NEUTRAL		0- 0	0- 0	0- 0		
<hr/>										
6- 1	0- 1	1- 0		CONFERENCE		3- 0	2- 0	0- 0		
4- 0	0- 0	1- 0		HOME		2- 0	1- 0	0- 0		
2- 1	0- 1	0- 0		AWAY		1- 0	1- 0	0- 0		
0- 0	0- 0	0- 0		NEUTRAL		0- 0	0- 0	0- 0		

RPI	S	Opponent	Score	RPI	S	Opponent	Score	RPI	S	Opponent	Score	RPI	S	Opponent	Score
16	A	Michigan	62 73	29	H	LSU	77 68	54	H	Washington St.	79 57	107	H	Illinois	96 84
25	A	Oklahoma	69 63	33	H	Nebraska	82 68	60	H	Florida St.	78 75	126	A	Wisconsin	77 61
				35	A	California	77 75	67	H	Iowa	84 71	211	H	Canisius	84 41
				50	H	Temple	70 66	77	H	Northwestern	82 72	248	H	Southern U.	83 49
								81	H	Howard	73 50	267	H	Tennessee St.	78 51
								83	A	Michigan St.	64 56	270	H	Southern Utah	88 50
								94	H	Charlotte	88 58	282	H	Stony Brook	84 37
LAST 12 Division I GAMES:															
107	H	Illinois	96 84	126	A	Wisconsin	77 61	54	H	Washington St.	79 57	270	H	Southern Utah	88 50
33	H	Nebraska	82 68	54	H	Washington St.	79 57	94	H	Charlotte	88 58	35	A	California	77 75
83	A	Michigan St.	64 56	270	H	Southern Utah	88 50	54	H	Washington St.	79 57	248	H	Southern U.	83 49
77	H	Northwestern	82 72	94	H	Charlotte	88 58	35	A	California	77 75	270	H	Southern Utah	88 50
16	A	Michigan	62 73	54	H	Washington St.	79 57	94	H	Charlotte	88 58	35	A	California	77 75
67	H	Iowa	84 71	248	H	Southern U.	83 49	54	H	Washington St.	79 57	94	H	Charlotte	88 58

Non-Div I Games:

Ohio St.

Average RPI Win:	155	WON-LOST	WINNING	LAST 12	STRENGTH OF	OPP. STRENGTH	TEAM	ADJ.	CONF.	ADJ CONF.
Average RPI Loss:	36	RECORD	PCT. RANK	GAMES	SCHEDULE	OF SCHEDULE	RPI	RPI	RPI	RPI
DIV. I ONLY	12- 5	69	9- 3	34	30	25	25	1	1	
DIV. I NON-CONF.	8- 3	74	5- 1	106	99	57	57	1	1	

TOTALS	RPI 1-25	RPI 26-50	W-L RECORDS	RPI 51-100	RPI 101-150	RPI 150+				
12- 5	1- 2	1- 1	OVERALL	2- 2	1- 0	7- 0				
6- 1	0- 1	1- 0	HOME	2- 0	0- 0	3- 0				
2- 4	1- 1	0- 1	AWAY	0- 2	0- 0	1- 0				
4- 0	0- 0	0- 0	NEUTRAL	0- 0	1- 0	3- 0				
8- 3	0- 1	0- 0	NON-CONFERENCE	0- 2	1- 0	7- 0				
3- 1	0- 1	0- 0	HOME	0- 0	0- 0	3- 0				
1- 2	0- 0	0- 0	AWAY	0- 2	0- 0	1- 0				
4- 0	0- 0	0- 0	NEUTRAL	0- 0	1- 0	3- 0				
4- 2	1- 1	1- 1	CONFERENCE	2- 0	0- 0	0- 0				
3- 0	0- 0	1- 0	HOME	2- 0	0- 0	0- 0				
1- 2	1- 1	0- 1	AWAY	0- 0	0- 0	0- 0				
0- 0	0- 0	0- 0	NEUTRAL	0- 0	0- 0	0- 0				

RPI 1-25				Team's RPI: 25	RPI 26-50				RPI 51-100				RPI 101+			
RPI	S	Opponent	Score		RPI	S	Opponent	Score	RPI	S	Opponent	Score	RPI	S	Opponent	Score
7	A	Texas A&M	58 75		38	A	Oklahoma St.	63 66	51	H	Texas	73 67	102	N	Syracuse	82 63
11	A	Kansas St.	65 57		49	H	Texas Tech	71 68	56	A	Vanderbilt	66 78	152	N	Liberty	76 45
14	H	Ohio St.	63 69						63	A	Fresno St.	66 69	173	H	TCU	82 54
									76	H	Iowa St.	80 51	194	N	Xavier	73 51
													228	H	Milwaukee	72 50
													247	N	Ohio	89 57
													290	A	New Mexico	58 56
													291	H	Sacramento St.	117 55
LAST 12 Division I GAMES:																
51	H	Texas	73 67		173	H	TCU	82 54								
11	A	Kansas St.	65 57		194	N	Xavier	73 51								
38	A	Oklahoma St.	63 66		102	N	Syracuse	82 63								
49	H	Texas Tech	71 68		247	N	Ohio	89 57								
7	A	Texas A&M	58 75		228	H	Milwaukee	72 50								
76	H	Iowa St.	80 51		63	A	Fresno St.	66 69								

Non-Div I Games:

Oklahoma

■ Loss,
 ■ Non-Conf, S Site,
 ■ Home
 ■ Away
 N Neutral

Average RPI Win:	150	WON-LOST	WINNING	LAST 12	STRENGTH OF	OPP. STRENGTH	TEAM	ADJ.	CONF.	ADJ CONF.
Average RPI Loss:	47	RECORD	PCT. RANK	GAMES	SCHEDULE	OF SCHEDULE	RPI	RPI	RPI	RPI
DIV. I ONLY	11- 4	58	8- 4	44	52	38	38	1	1	
DIV. I NON-CONF.	8- 1	18	5- 1	252	153	119	119	1	1	
TOTALS	RPI 1-25	RPI 26-50	W-L RECORDS	RPI 51-100	RPI 101-150	RPI 150+				
11- 4	1- 1	0- 2	OVERALL	4- 0	0- 1	6- 0				
8- 1	1- 0	0- 1	HOME	2- 0	0- 0	5- 0				
2- 2	0- 1	0- 1	AWAY	1- 0	0- 0	1- 0				
1- 1	0- 0	0- 0	NEUTRAL	1- 0	0- 1	0- 0				
8- 1	0- 0	0- 0	NON-CONFERENCE	2- 0	0- 1	6- 0				
6- 0	0- 0	0- 0	HOME	1- 0	0- 0	5- 0				
1- 0	0- 0	0- 0	AWAY	0- 0	0- 0	1- 0				
1- 1	0- 0	0- 0	NEUTRAL	1- 0	0- 1	0- 0				
3- 3	1- 1	0- 2	CONFERENCE	2- 0	0- 0	0- 0				
2- 1	1- 0	0- 1	HOME	1- 0	0- 0	0- 0				
1- 2	0- 1	0- 1	AWAY	1- 0	0- 0	0- 0				
0- 0	0- 0	0- 0	NEUTRAL	0- 0	0- 0	0- 0				

RPI 1-25				RPI 26-50				Team's RPI: 38	RPI 51-100				RPI 101+			
RPI	S	Opponent	Score	RPI	S	Opponent	Score		RPI	S	Opponent	Score	RPI	S	Opponent	Score
1	A	Baylor	44 71	27	H	Kansas	60 65		51	H	Texas	70 51	110	N	LIU Brooklyn	63 64
25	H	Oklahoma	66 63	49	A	Texas Tech	53 58		69	H	Missouri St.	80 57	153	H	Coppin St.	59 35
									75	A	Missouri	62 58	185	A	Indiana	83 72
									98	N	Mississippi St.	78 71	221	H	Rice	96 60
													225	H	Tex.-Pan American	74 35
													238	H	Alcorn St.	69 36
													305	H	Ark.-Pine Bluff	98 35
LAST 12 Division I GAMES:																
75	A	Missouri	62 58	110	N	LIU Brooklyn	63 64		98	N	Mississippi St.	78 71				
27	H	Kansas	60 65	305	H	Ark.-Pine Bluff	98 35		225	H	Tex.-Pan American	74 35				
25	H	Oklahoma	66 63	69	H	Missouri St.	80 57		185	A	Indiana	83 72				
1	A	Baylor	44 71													
51	H	Texas	70 51													
49	A	Texas Tech	53 58													

Non-Div I Games:

Oklahoma St.

■ Loss,
 ■ Non-Conf, S Site,
 ■ Home
 ■ Away
 N Neutral

Average RPI Win:	230	WON-LOST	WINNING	LAST 12	STRENGTH OF	OPP. STRENGTH	TEAM	ADJ.	CONF.	ADJ CONF.
Average RPI Loss:	111	RECORD	PCT. RANK	GAMES	SCHEDULE	OF SCHEDULE	RPI	RPI	RPI	RPI
DIV. I ONLY	6- 13	259	5- 7	147	64	214	214	7	7	
DIV. I NON-CONF.	3- 9	274	2- 3	121	47	211	211	7	7	
TOTALS	RPI 1-25	RPI 26-50	W-L RECORDS	RPI 51-100	RPI 101-150	RPI 150+				
6- 13	0- 3	0- 2	OVERALL	0- 2	0- 1	6- 5				
3- 5	0- 0	0- 2	HOME	0- 1	0- 0	3- 2				
2- 6	0- 3	0- 0	AWAY	0- 1	0- 0	2- 2				
1- 2	0- 0	0- 0	NEUTRAL	0- 0	0- 1	1- 1				
3- 9	0- 3	0- 1	NON-CONFERENCE	0- 0	0- 1	3- 4				
2- 3	0- 0	0- 1	HOME	0- 0	0- 0	2- 2				
0- 4	0- 3	0- 0	AWAY	0- 0	0- 0	0- 1				
1- 2	0- 0	0- 0	NEUTRAL	0- 0	0- 1	1- 1				
3- 4	0- 0	0- 1	CONFERENCE	0- 2	0- 0	3- 1				
1- 2	0- 0	0- 1	HOME	0- 1	0- 0	1- 0				
2- 2	0- 0	0- 0	AWAY	0- 1	0- 0	2- 1				
0- 0	0- 0	0- 0	NEUTRAL	0- 0	0- 0	0- 0				

RPI 1-25				RPI 26-50				RPI 51-100				RPI 101+ Team's RPI: 214			
RPI	S	Opponent	Score	RPI	S	Opponent	Score	RPI	S	Opponent	Score	RPI	S	Opponent	Score
2	A	Tennessee	37 90	36	H	Richmond	63 78	82	H	UNC Wilmington	54 76	142	N	Seton Hall	49 60
4	A	Stanford	48 97	46	H	Hofstra	68 81	96	A	VCU	72 76	177	N	Alabama	77 76
19	A	Georgia Tech	56 87									179	H	Virginia Tech	65 77
												189	A	George Mason	69 85
												197	A	Northeastern	73 70
												206	N	Louisiana Tech	71 84
												207	A	Georgia St.	71 60
												207	H	Georgia St.	68 59
												218	H	Md.-East. Shore	59 63
												219	A	George Washington	52 58
												284	H	N.C. A&T	71 58
												307	H	Wofford	70 58
LAST 12 Division I GAMES:															
82	H	UNC Wilmington	54 76	2	A	Tennessee	37 90	218	H	Md.-East. Shore	59 63				
207	A	Georgia St.	71 60	284	H	N.C. A&T	71 58	307	H	Wofford	70 58				
46	H	Hofstra	68 81	189	A	George Mason	69 85	219	A	George Washington	52 58				
96	A	VCU	72 76												
197	A	Northeastern	73 70												
207	H	Georgia St.	68 59												

Non-Div I Games:

Old Dominion

■ Loss,
 ■ Non-Conf, S Site,
 ■ Home
 ■ Away
 N Neutral

Average RPI Win:	245	WON-LOST	WINNING	LAST 12	STRENGTH OF	OPP. STRENGTH	TEAM	ADJ.	CONF.	ADJ CONF.
Average RPI Loss:	66	RECORD	PCT. RANK	GAMES	SCHEDULE	OF SCHEDULE	RPI	RPI	RPI	RPI
DIV. I ONLY	12- 8	113	6- 6	205	118	162	162	3	3	
DIV. I NON-CONF.	10- 3	49	4- 1	333	249	267	267	5	5	
TOTALS	RPI 1-25	RPI 26-50	W-L RECORDS	RPI 51-100	RPI 101-150	RPI 150+				
12- 8	0- 2	1- 2	OVERALL	0- 2	0- 2	11- 0				
8- 5	0- 1	1- 2	HOME	0- 1	0- 1	7- 0				
4- 3	0- 1	0- 0	AWAY	0- 1	0- 1	4- 0				
0- 0	0- 0	0- 0	NEUTRAL	0- 0	0- 0	0- 0				
10- 3	0- 1	0- 0	NON-CONFERENCE	0- 0	0- 2	10- 0				
7- 1	0- 0	0- 0	HOME	0- 0	0- 1	7- 0				
3- 2	0- 1	0- 0	AWAY	0- 0	0- 1	3- 0				
0- 0	0- 0	0- 0	NEUTRAL	0- 0	0- 0	0- 0				
2- 5	0- 1	1- 2	CONFERENCE	0- 2	0- 0	1- 0				
1- 4	0- 1	1- 2	HOME	0- 1	0- 0	0- 0				
1- 1	0- 0	0- 0	AWAY	0- 1	0- 0	1- 0				
0- 0	0- 0	0- 0	NEUTRAL	0- 0	0- 0	0- 0				

RPI	S	Opponent	Score	RPI	S	Opponent	Score	RPI	S	Opponent	Score	RPI	S	Opponent	Score	Team's RPI: 162
12	A	Miami (FL)	48 76	29	H	LSU	44 83	56	A	Vanderbilt	52 68	139	A	Lamar	58 67	
21	H	Georgia	47 61	32	H	Florida	55 59	98	H	Mississippi St.	46 51	144	H	Central Mich.	75 78	
				42	H	Arkansas	60 54					168	H	South Ala.	54 45	
												177	A	Alabama	69 55	
												205	A	Massachusetts	72 67	
												222	H	Grambling	78 53	
												242	H	Cleveland St.	74 63	
												275	H	North Florida	68 59	
												305	H	Ark.-Pine Bluff	83 52	
												311	H	Murray St.	64 59	
												328	A	Southeast Mo. St.	51 43	
												331	H	Southeastern La.	72 52	
												336	A	Lipscomb	72 57	
LAST 12 Division I GAMES:																
21	H	Georgia	47 61	29	H	LSU	44 83	331	H	Southeastern La.	72 52	242	H	Cleveland St.	74 63	
98	H	Mississippi St.	46 51	311	H	Murray St.	64 59	336	A	Lipscomb	72 57	144	H	Central Mich.	75 78	
177	A	Alabama	69 55	32	H	Florida	55 59									
42	H	Arkansas	60 54													
56	A	Vanderbilt	52 68													

Non-Div I Games:

Ole Miss

■ Loss,
■ Non-Conf, S Site,
■ Home
■ Away
N Neutral

Oral Roberts

Through Games Of Sunday, January 22, 2012

Average RPI Win: 193	WON-LOST	WINNING	LAST 12	STRENGTH OF	OPP. STRENGTH	TEAM	ADJ.	CONF.	ADJ CONF.
Average RPI Loss: 136	RECORD	PCT. RANK	GAMES	SCHEDULE	OF SCHEDULE	RPI	RPI	RPI	RPI
DIV. I ONLY	11- 7	104	7- 5	208	124	128	128	17	17
DIV. I NON-CONF.	5- 5	160	1- 3	168	84	101	101	11	11
TOTALS	RPI 1-25	RPI 26-50	W-L RECORDS	RPI 51-100	RPI 101-150	RPI 150+			
11- 7	0- 0	0- 2	OVERALL	1- 1	2- 1	8- 3			
6- 2	0- 0	0- 0	HOME	1- 1	0- 0	5- 1			
5- 5	0- 0	0- 2	AWAY	0- 0	2- 1	3- 2			
0- 0	0- 0	0- 0	NEUTRAL	0- 0	0- 0	0- 0			
5- 5	0- 0	0- 2	NON-CONFERENCE	0- 1	1- 0	4- 2			
2- 2	0- 0	0- 0	HOME	0- 1	0- 0	2- 1			
3- 3	0- 0	0- 2	AWAY	0- 0	1- 0	2- 1			
0- 0	0- 0	0- 0	NEUTRAL	0- 0	0- 0	0- 0			
6- 2	0- 0	0- 0	CONFERENCE	1- 0	1- 1	4- 1			
4- 0	0- 0	0- 0	HOME	1- 0	0- 0	3- 0			
2- 2	0- 0	0- 0	AWAY	0- 0	1- 1	1- 1			
0- 0	0- 0	0- 0	NEUTRAL	0- 0	0- 0	0- 0			

RPI 1-25				RPI 26-50				RPI 51-100				RPI 101+				Team's RPI: 128	
RPI	S	Opponent	Score	RPI	S	Opponent	Score	RPI	S	Opponent	Score	RPI	S	Opponent	Score		
				27	A	Kansas	68 85	69	H	Missouri St.	79 85	121	A	UMKC	79 92		
				42	A	Arkansas	37 65	78	H	South Dakota St.	71 65	126	A	Wisconsin	80 63		
												131	A	South Dakota	66 53		
												156	H	UALR	78 63		
												164	A	North Texas	70 60		
												172	H	Oakland	62 53		
												190	A	Tulsa	57 65		
												206	H	Louisiana Tech	92 71		
												222	H	Grambling	80 89		
												230	H	North Dakota St.	92 66		
												270	H	Southern Utah	109 59		
												271	A	Western Ill.	78 66		
												280	A	IUPUI	48 72		
												316	A	Houston	76 60		
LAST 12 Division I GAMES:																	
				172	H	Oakland	62 53	131	A	South Dakota	66 53						
				271	A	Western Ill.	78 66	27	A	Kansas	68 85						
				280	A	IUPUI	48 72	222	H	Grambling	80 89						
				230	H	North Dakota St.	92 66	156	H	UALR	78 63						
				78	H	South Dakota St.	71 65	42	A	Arkansas	37 65						
				121	A	UMKC	79 92	270	H	Southern Utah	109 59						

Non-Div I Games: Drury 80 53

Oral Roberts

Loss, Non-Conf, S Site, H Home A Away N Neutral

Oregon

Average RPI Win: 169

Average RPI Loss: 73

WON-LOST

RECORD

WINNING

PCT. RANK

LAST 12

GAMES

Through Games Of Sunday, January 22, 2012

STRENGTH OF

SCHEDULE

OPP. STRENGTH

OF SCHEDULE

TEAM

RPI

ADJ.

RPI

CONF.

RPI

ADJ CONF.

RPI

DIV. I ONLY

11- 9

141

4- 8

89

43

123

123

5

5

DIV. I NON-CONF.

8- 4

89

1- 3

232

141

194

194

6

6

TOTALS

RPI 1-25

RPI 26-50

W-L RECORDS

RPI 51-100

RPI 101-150

RPI 150+

11- 9

0- 2

0- 2

OVERALL

3- 3

2- 1

6- 1

10- 3

0- 0

0- 1

HOME

2- 2

2- 0

6- 0

1- 6

0- 2

0- 1

AWAY

1- 1

0- 1

0- 1

0- 0

0- 0

0- 0

NEUTRAL

0- 0

0- 0

0- 0

8- 4

0- 0

0- 1

NON-CONFERENCE

0- 1

2- 1

6- 1

8- 1

0- 0

0- 1

HOME

0- 0

2- 0

6- 0

0- 3

0- 0

0- 0

AWAY

0- 1

0- 1

0- 1

0- 0

0- 0

0- 0

NEUTRAL

0- 0

0- 0

0- 0

3- 5

0- 2

0- 1

CONFERENCE

3- 2

0- 0

0- 0

2- 2

0- 0

0- 0

HOME

2- 2

0- 0

0- 0

1- 3

0- 2

0- 1

AWAY

1- 0

0- 0

0- 0

0- 0

0- 0

0- 0

NEUTRAL

0- 0

0- 0

0- 0

RPI 1-25

RPI 26-50

RPI 51-100

RPI 101+

Team's RPI: 123

RPI	S	Opponent	Score
4	A	Stanford	70 93
22	A	Southern California	73 92

RPI	S	Opponent	Score
35	A	California	67 90
39	H	St. Mary's (CA)	62 72

RPI	S	Opponent	Score
54	H	Washington St.	47 75
63	A	Fresno St.	71 81
64	H	Arizona St.	49 53
71	A	UCLA	83 62
87	H	Arizona	87 73
97	H	Washington	88 86

RPI	S	Opponent	Score
107	H	Illinois	77 74
127	A	Denver	65 89
143	H	Portland St.	75 71
159	H	Portland	88 78
176	H	Cal St. Northridge	79 75
209	H	UC Irvine	89 77
226	H	Cal Poly	102 93
251	A	Nevada	74 76
257	H	Nicholls St.	95 76
332	H	Weber St.	88 73

LAST 12 Division I GAMES:

71	A	UCLA	83	62	97	H	Washington	88	86
22	A	Southern California	73	92	54	H	Washington St.	47	75
64	H	Arizona St.	49	53	39	H	St. Mary's (CA)	62	72
87	H	Arizona	87	73	176	H	Cal St. Northridge	79	75
35	A	California	67	90	251	A	Nevada	74	76
4	A	Stanford	70	93	127	A	Denver	65	89

O
r
e
g
o
n

O
r
e
g
o
n

Non-Div I Games:

Oregon

Loss, Non-Conf, S Site, H Home A Away N Neutral

Oregon St.

Through Games Of Sunday, January 22, 2012

Average RPI Win:	157	WON-LOST	WINNING	LAST 12	STRENGTH OF	OPP. STRENGTH	TEAM	ADJ.	CONF.	ADJ CONF.
Average RPI Loss:	65	RECORD	PCT. RANK	GAMES	SCHEDULE	OF SCHEDULE	RPI	RPI	RPI	RPI
DIV. I ONLY	10- 7	120	5- 6	59	55	72	72	5	5	
DIV. I NON-CONF.	7- 2	47	2- 1	169	220	138	138	6	6	
TOTALS	RPI 1-25	RPI 26-50	W-L RECORDS	RPI 51-100	RPI 101-150	RPI 150+				
10- 7	1- 1	0- 2	OVERALL	2- 3	3- 0	4- 1				
5- 3	0- 0	0- 1	HOME	2- 2	1- 0	2- 0				
5- 3	1- 1	0- 1	AWAY	0- 1	2- 0	2- 0				
0- 1	0- 0	0- 0	NEUTRAL	0- 0	0- 0	0- 1				
7- 2	0- 0	0- 1	NON-CONFERENCE	0- 0	3- 0	4- 1				
3- 1	0- 0	0- 1	HOME	0- 0	1- 0	2- 0				
4- 0	0- 0	0- 0	AWAY	0- 0	2- 0	2- 0				
0- 1	0- 0	0- 0	NEUTRAL	0- 0	0- 0	0- 1				
3- 5	1- 1	0- 1	CONFERENCE	2- 3	0- 0	0- 0				
2- 2	0- 0	0- 0	HOME	2- 2	0- 0	0- 0				
1- 3	1- 1	0- 1	AWAY	0- 1	0- 0	0- 0				
0- 0	0- 0	0- 0	NEUTRAL	0- 0	0- 0	0- 0				

RPI 1-25				RPI 26-50				RPI 51-100				Team's RPI: 72				RPI 101+			
RPI	S	Opponent	Score	RPI	S	Opponent	Score	RPI	S	Opponent	Score	RPI	S	Opponent	Score	RPI	S	Opponent	Score
4	A	Stanford	60 67	35	A	California	56 73	54	H	Washington St.	54 61	134	A	Pepperdine	63 52				
22	A	Southern California	65 61	39	H	St. Mary's (CA)	61 81	64	H	Arizona St.	56 51	137	H	Montana St.	83 53				
								71	A	UCLA	60 69	146	A	Eastern Wash.	74 60				
								87	H	Arizona	56 58	164	N	North Texas	53 60				
								97	H	Washington	60 55	176	H	Cal St. Northridge	83 63				
												221	A	Rice	63 57				
												270	H	Southern Utah	90 40				
												303	A	CSU Bakersfield	85 62				
LAST 12 Division I GAMES:																			
22	A	Southern California	65 61	54	H	Washington St.	54 61												
71	A	UCLA	60 69	97	H	Washington	60 55												
87	H	Arizona	56 58	39	H	St. Mary's (CA)	61 81												
64	H	Arizona St.	56 51	303	A	CSU Bakersfield	85 62												
4	A	Stanford	60 67	134	A	Pepperdine	63 52												
35	A	California	56 73	221	A	Rice	63 57												

Non-Div I Games: Corban 79 47 Western Ore. 96 32

Oregon St.

Loss, Non-Conf, S Site, H Home A Away N Neutral

Average RPI Win: 219	WON-LOST	WINNING	LAST 12	STRENGTH OF	OPP. STRENGTH	TEAM	ADJ.	CONF.	ADJ CONF.
Average RPI Loss: 101	RECORD	PCT. RANK	GAMES	SCHEDULE	OF SCHEDULE	RPI	RPI	RPI	RPI
DIV. I ONLY	10- 8	130	7- 5	102	162	120	120	20	20
DIV. I NON-CONF.	7- 5	123	4- 2	45	94	75	75	17	17
TOTALS	RPI 1-25	RPI 26-50	W-L RECORDS	RPI 51-100	RPI 101-150	RPI 150+			
10- 8	0- 1	1- 1	OVERALL	0- 2	1- 2	8- 2			
7- 2	0- 0	1- 1	HOME	0- 0	1- 0	5- 1			
3- 6	0- 1	0- 0	AWAY	0- 2	0- 2	3- 1			
0- 0	0- 0	0- 0	NEUTRAL	0- 0	0- 0	0- 0			
7- 5	0- 1	1- 1	NON-CONFERENCE	0- 1	1- 2	5- 0			
5- 1	0- 0	1- 1	HOME	0- 0	1- 0	3- 0			
2- 4	0- 1	0- 0	AWAY	0- 1	0- 2	2- 0			
0- 0	0- 0	0- 0	NEUTRAL	0- 0	0- 0	0- 0			
3- 3	0- 0	0- 0	CONFERENCE	0- 1	0- 0	3- 2			
2- 1	0- 0	0- 0	HOME	0- 0	0- 0	2- 1			
1- 2	0- 0	0- 0	AWAY	0- 1	0- 0	1- 1			
0- 0	0- 0	0- 0	NEUTRAL	0- 0	0- 0	0- 0			

RPI 1-25				RPI 26-50				RPI 51-100				RPI 101+ Team's RPI: 120			
RPI	S	Opponent	Score	RPI	S	Opponent	Score	RPI	S	Opponent	Score	RPI	S	Opponent	Score
3	A	Connecticut	53 112	32	H	Florida	78 73	63	A	Fresno St.	52 61	103	A	San Diego	57 77
				39	H	St. Mary's (CA)	67 68	91	A	UC Davis	51 59	125	A	Fairfield	47 56
												146	H	Eastern Wash.	69 60
												160	H	Seattle	81 79
												176	H	Cal St. Northridge	68 72
												200	H	SIU Edwardsville	78 68
												209	A	UC Irvine	75 77
												237	H	Cal St. Fullerton	72 67
												240	H	Long Beach St.	93 56
												251	A	Nevada	75 70
												302	H	Air Force	95 59
												303	A	CSU Bakersfield	96 73
												314	A	UC Riverside	80 59
LAST 12 Division I GAMES:															
				91	A	UC Davis	51 59	237	H	Cal St. Fullerton	72 67				
				160	H	Seattle	81 79	302	H	Air Force	95 59				
				176	H	Cal St. Northridge	68 72	146	H	Eastern Wash.	69 60				
				240	H	Long Beach St.	93 56	63	A	Fresno St.	52 61				
				314	A	UC Riverside	80 59	103	A	San Diego	57 77				
				209	A	UC Irvine	75 77	32	H	Florida	78 73				

Non-Div I Games:

Pacific

■ Loss,
 ■ Non-Conf,
 S Site,
 ■ Home
 ■ Away
 N Neutral

Average RPI Win: 245	WON-LOST	WINNING	LAST 12	STRENGTH OF	OPP. STRENGTH	TEAM	ADJ.	CONF.	ADJ CONF.
Average RPI Loss: 89	RECORD	PCT. RANK	GAMES	SCHEDULE	OF SCHEDULE	RPI	RPI	RPI	RPI
DIV. I ONLY	7- 8	194	5- 7	138	134	170	170	15	15
DIV. I NON-CONF.	7- 7	160	5- 6	174	182	182	182	20	20
TOTALS	RPI 1-25	RPI 26-50	W-L RECORDS	RPI 51-100	RPI 101-150	RPI 150+			
7- 8	0- 3	0- 1	OVERALL	1- 1	0- 2	6- 1			
5- 2	0- 1	0- 0	HOME	1- 0	0- 0	4- 1			
1- 6	0- 2	0- 1	AWAY	0- 1	0- 2	1- 0			
1- 0	0- 0	0- 0	NEUTRAL	0- 0	0- 0	1- 0			
7- 7	0- 2	0- 1	NON-CONFERENCE	1- 1	0- 2	6- 1			
5- 1	0- 0	0- 0	HOME	1- 0	0- 0	4- 1			
1- 6	0- 2	0- 1	AWAY	0- 1	0- 2	1- 0			
1- 0	0- 0	0- 0	NEUTRAL	0- 0	0- 0	1- 0			
0- 1	0- 1	0- 0	CONFERENCE	0- 0	0- 0	0- 0			
0- 1	0- 1	0- 0	HOME	0- 0	0- 0	0- 0			
0- 0	0- 0	0- 0	AWAY	0- 0	0- 0	0- 0			
0- 0	0- 0	0- 0	NEUTRAL	0- 0	0- 0	0- 0			

RPI 1-25				RPI 26-50				RPI 51-100				RPI 101+ Team's RPI: 170			
RPI	S	Opponent	Score	RPI	S	Opponent	Score	RPI	S	Opponent	Score	RPI	S	Opponent	Score
5	A	Notre Dame	38 69	50	A	Temple	47 72	57	A	Saint Joseph's	34 42	116	A	San Diego St.	37 51
15	A	Villanova	30 52					68	H	Drexel	67 65	129	A	La Salle	47 58
24	H	Princeton	48 83									227	H	Rider	66 57
												250	A	Niagara	55 41
												258	H	Lafayette	49 39
												274	H	Army	70 60
												300	N	UNC Greensboro	47 36
												313	H	NJIT	48 52
												340	H	St. Francis (NY)	70 61
LAST 12 Division I GAMES:															
50	A	Temple	47 72	300	N	UNC Greensboro	47 36								
15	A	Villanova	30 52	68	H	Drexel	67 65								
57	A	Saint Joseph's	34 42	274	H	Army	70 60								
313	H	NJIT	48 52	5	A	Notre Dame	38 69								
24	H	Princeton	48 83	258	H	Lafayette	49 39								
116	A	San Diego St.	37 51	250	A	Niagara	55 41								

Non-Div I Games:

Penn

■ Loss,
 ■ Non-Conf,
 ■ S Site,
 ■ H Home
 ■ A Away
 N Neutral

Average RPI Win:	134	WON-LOST	WINNING	LAST 12	STRENGTH OF	OPP. STRENGTH	TEAM	ADJ.	CONF.	ADJ CONF.
Average RPI Loss:	43	RECORD	PCT. RANK	GAMES	SCHEDULE	OF SCHEDULE	RPI	RPI	RPI	RPI
DIV. I ONLY	15- 4	27	9- 3	62	36	30	30	4	4	
DIV. I NON-CONF.	10- 2	32	4- 1	114	60	45	45	3	3	
TOTALS	RPI 1-25	RPI 26-50	W-L RECORDS	RPI 51-100	RPI 101-150	RPI 150+				
15- 4	1- 1	3- 2	OVERALL	3- 1	3- 0	5- 0				
8- 2	1- 0	1- 1	HOME	2- 1	1- 0	3- 0				
6- 2	0- 1	2- 1	AWAY	0- 0	2- 0	2- 0				
1- 0	0- 0	0- 0	NEUTRAL	1- 0	0- 0	0- 0				
10- 2	0- 1	2- 1	NON-CONFERENCE	2- 0	1- 0	5- 0				
6- 0	0- 0	1- 0	HOME	1- 0	1- 0	3- 0				
3- 2	0- 1	1- 1	AWAY	0- 0	0- 0	2- 0				
1- 0	0- 0	0- 0	NEUTRAL	1- 0	0- 0	0- 0				
5- 2	1- 0	1- 1	CONFERENCE	1- 1	2- 0	0- 0				
2- 2	1- 0	0- 1	HOME	1- 1	0- 0	0- 0				
3- 0	0- 0	1- 0	AWAY	0- 0	2- 0	0- 0				
0- 0	0- 0	0- 0	NEUTRAL	0- 0	0- 0	0- 0				

RPI 1-25				RPI 26-50				Team's RPI: 30	RPI 51-100				RPI 101+			
RPI	S	Opponent	Score	RPI	S	Opponent	Score		RPI	S	Opponent	Score	RPI	S	Opponent	Score
8	A	Delaware	71 80	33	A	Nebraska	93 73		54	H	Washington St.	72 60	107	A	Illinois	71 65
16	H	Michigan	78 63	33	H	Nebraska	63 71		67	H	Iowa	68 52	118	H	North Carolina	103 84
				41	A	South Carolina	55 50		76	N	Iowa St.	66 59	126	A	Wisconsin	82 49
				47	H	Middle Tenn.	65 49		83	H	Michigan St.	65 75	179	H	Virginia Tech	66 28
				49	A	Texas Tech	66 70						218	H	Md.-East. Shore	76 51
													251	A	Nevada	103 65
													335	H	Wagner	103 42
													339	A	Bucknell	78 54
LAST 12 Division I GAMES:																
				67	H	Iowa	68 52		33	H	Nebraska	63 71				
				107	A	Illinois	71 65		339	A	Bucknell	78 54				
				33	A	Nebraska	93 73		335	H	Wagner	103 42				
				16	H	Michigan	78 63		218	H	Md.-East. Shore	76 51				
				83	H	Michigan St.	65 75		179	H	Virginia Tech	66 28				
				126	A	Wisconsin	82 49		49	A	Texas Tech	66 70				

Non-Div I Games:

Penn St.

■ Loss,
■ Non-Conf, S Site,
■ Home
■ Away
N Neutral

Pepperdine

Through Games Of Sunday, January 22, 2012

Average RPI Win:	216	WON-LOST	WINNING	LAST 12	STRENGTH OF	OPP. STRENGTH	TEAM	ADJ.	CONF.	ADJ CONF.
Average RPI Loss:	98	RECORD	PCT. RANK	GAMES	SCHEDULE	OF SCHEDULE	RPI	RPI	RPI	RPI
DIV. I ONLY	10- 9	155	6- 6	148	92	134	134	9	9	
DIV. I NON-CONF.	5- 6	189	1- 3	163	116	141	141	9	9	
TOTALS	RPI 1-25	RPI 26-50	W-L RECORDS	RPI 51-100	RPI 101-150	RPI 150+				
10- 9	0- 2	0- 3	OVERALL	1- 1	0- 0	9- 3				
5- 3	0- 1	0- 1	HOME	1- 1	0- 0	4- 0				
4- 6	0- 1	0- 2	AWAY	0- 0	0- 0	4- 3				
1- 0	0- 0	0- 0	NEUTRAL	0- 0	0- 0	1- 0				
5- 6	0- 2	0- 0	NON-CONFERENCE	1- 1	0- 0	4- 3				
2- 2	0- 1	0- 0	HOME	1- 1	0- 0	1- 0				
2- 4	0- 1	0- 0	AWAY	0- 0	0- 0	2- 3				
1- 0	0- 0	0- 0	NEUTRAL	0- 0	0- 0	1- 0				
5- 3	0- 0	0- 3	CONFERENCE	0- 0	0- 0	5- 0				
3- 1	0- 0	0- 1	HOME	0- 0	0- 0	3- 0				
2- 2	0- 0	0- 2	AWAY	0- 0	0- 0	2- 0				
0- 0	0- 0	0- 0	NEUTRAL	0- 0	0- 0	0- 0				

RPI S	Opponent	Score	RPI S	Opponent	Score	RPI S	Opponent	Score	RPI S	Opponent	Score	Team's RPI: 134
2	A Tennessee	57 89	34	H Gonzaga	50 79	63	H Fresno St.	81 78	159	H Portland	66 63	
22	H Southern California	71 75	39	A St. Mary's (CA)	43 56	72	H Oregon St.	52 63	176	H Cal St. Northridge	68 64	
			44	A BYU	56 80				188	A UC Santa Barbara	44 54	
									195	A Santa Clara	62 56	
									195	H Santa Clara	67 57	
									226	A Cal Poly	80 78	
									237	A Cal St. Fullerton	51 65	
									244	A Boise St.	57 68	
									268	A San Francisco	85 69	
									268	H San Francisco	77 64	
									290	A New Mexico	59 56	
									324	N Idaho	57 48	
LAST 12 Division I GAMES:												
39	A St. Mary's (CA)	43 56	195	A Santa Clara	62 56							
268	H San Francisco	77 64	268	A San Francisco	85 69							
195	H Santa Clara	67 57	22	H Southern California	71 75							
44	A BYU	56 80	188	A UC Santa Barbara	44 54							
159	H Portland	66 63	72	H Oregon St.	52 63							
34	H Gonzaga	50 79	176	H Cal St. Northridge	68 64							

Non-Div I Games:

Pepperdine

Loss, Non-Conf, S Site, H Home A Away N Neutral

Pittsburgh

Average RPI Win:	195	WON-LOST	WINNING	LAST 12	STRENGTH OF	OPP. STRENGTH	TEAM	ADJ.	CONF.	ADJ CONF.
Average RPI Loss:	49	RECORD	PCT. RANK	GAMES	SCHEDULE	OF SCHEDULE	RPI	RPI	RPI	RPI
DIV. I ONLY	8- 12	222	4- 8	29	41	145	145	2	2	
DIV. I NON-CONF.	8- 5	106	4- 1	102	98	210	210	2	2	
TOTALS	RPI 1-25	RPI 26-50	W-L RECORDS	RPI 51-100	RPI 101-150	RPI 150+				
8- 12	0- 5	0- 1	OVERALL	1- 4	1- 2	6- 0				
6- 7	0- 1	0- 1	HOME	0- 4	1- 1	5- 0				
0- 5	0- 4	0- 0	AWAY	0- 0	0- 1	0- 0				
2- 0	0- 0	0- 0	NEUTRAL	1- 0	0- 0	1- 0				
8- 5	0- 1	0- 0	NON-CONFERENCE	1- 3	1- 1	6- 0				
6- 3	0- 0	0- 0	HOME	0- 3	1- 0	5- 0				
0- 2	0- 1	0- 0	AWAY	0- 0	0- 1	0- 0				
2- 0	0- 0	0- 0	NEUTRAL	1- 0	0- 0	1- 0				
0- 7	0- 4	0- 1	CONFERENCE	0- 1	0- 1	0- 0				
0- 4	0- 1	0- 1	HOME	0- 1	0- 1	0- 0				
0- 3	0- 3	0- 0	AWAY	0- 0	0- 0	0- 0				
0- 0	0- 0	0- 0	NEUTRAL	0- 0	0- 0	0- 0				

RPI	S	Opponent	Score	RPI	S	Opponent	Score	RPI	S	Opponent	Score	RPI	S	Opponent	Score	Team's RPI: 145
5	A	Notre Dame	44 120	31	H	Georgetown	54 82	55	H	Duquesne	57 70	102	H	Syracuse	60 83	
9	A	Duke	43 92					61	H	West Virginia	43 54	141	A	High Point	75 82	
13	H	Rutgers	39 63					65	H	Hampton	37 60	144	H	Central Mich.	77 70	
15	A	Villanova	62 70					68	H	Drexel	50 71	158	H	Saint Francis (PA)	78 50	
23	A	DePaul	83 86					83	N	Michigan St.	64 54	185	N	Indiana	77 72	
												208	H	Loyola Maryland	65 59	
												224	H	Mt. St. Mary's	58 45	
												258	H	Lafayette	74 69	
												299	H	Valparaiso	65 56	
LAST 12 Division I GAMES:																
61	H	West Virginia	43 54	258	H	Lafayette	74 69	5	A	Notre Dame	44 120	55	H	Duquesne	57 70	
23	A	DePaul	83 86	83	N	Michigan St.	64 54	13	H	Rutgers	39 63	185	N	Indiana	77 72	
102	H	Syracuse	60 83	299	H	Valparaiso	65 56	15	A	Villanova	62 70	31	H	Georgetown	54 82	

Non-Div I Games:

Pittsburgh

■ Loss,
■ Non-Conf,
■ S Site,
■ H Home
■ A Away
N Neutral

Average RPI Win: 197		WON-LOST	WINNING	LAST 12	STRENGTH OF	OPP. STRENGTH	TEAM	ADJ.	CONF.	ADJ CONF.
Average RPI Loss: 93		RECORD	PCT. RANK	GAMES	SCHEDULE	OF SCHEDULE	RPI	RPI	RPI	RPI
DIV. I ONLY		8- 14	238	3- 9	33	145	159	159	9	9
DIV. I NON-CONF.		7- 7	160	2- 2	37	195	171	171	9	9
TOTALS		RPI 1-25	RPI 26-50	W-L RECORDS	RPI 51-100	RPI 101-150	RPI 150+			
8- 14	0- 2		0- 4	OVERALL	0- 1	2- 5	6- 2			
6- 6	0- 1		0- 3	HOME	0- 0	1- 2	5- 0			
1- 7	0- 0		0- 1	AWAY	0- 1	0- 3	1- 2			
1- 1	0- 1		0- 0	NEUTRAL	0- 0	1- 0	0- 0			
7- 7	0- 2		0- 0	NON-CONFERENCE	0- 1	2- 3	5- 1			
5- 3	0- 1		0- 0	HOME	0- 0	1- 2	4- 0			
1- 3	0- 0		0- 0	AWAY	0- 1	0- 1	1- 1			
1- 1	0- 1		0- 0	NEUTRAL	0- 0	1- 0	0- 0			
1- 7	0- 0		0- 4	CONFERENCE	0- 0	0- 2	1- 1			
1- 3	0- 0		0- 3	HOME	0- 0	0- 0	1- 0			
0- 4	0- 0		0- 1	AWAY	0- 0	0- 2	0- 1			
0- 0	0- 0		0- 0	NEUTRAL	0- 0	0- 0	0- 0			

RPI 1-25				RPI 26-50				RPI 51-100				RPI 101+				Team's RPI: 159	
RPI	S	Opponent	Score	RPI	S	Opponent	Score	RPI	S	Opponent	Score	RPI	S	Opponent	Score		
18	H	Louisville	42 71	34	H	Gonzaga	65 80	97	A	Washington	49 61	103	A	San Diego	66 72		
23	N	DePaul	64 99	39	H	St. Mary's (CA)	71 75					116	N	San Diego St.	59 58		
				44	A	BYU	55 76					123	A	Oregon	78 88		
				44	H	BYU	53 79					134	A	Pepperdine	63 66		
												137	H	Montana St.	53 66		
												143	H	Portland St.	62 54		
												146	H	Eastern Wash.	60 76		
												160	A	Seattle	55 69		
												176	H	Cal St. Northridge	73 66		
												193	H	Montana	55 46		
												195	A	Santa Clara	63 78		
												209	H	UC Irvine	64 56		
												223	A	Hawaii	82 64		
												244	H	Boise St.	83 56		
												268	H	San Francisco	78 76		
LAST 12 Division I GAMES:																	
				44	A	BYU	55 76	44	H	BYU	53 79						
				103	A	San Diego	66 72	34	H	Gonzaga	65 80						
				268	H	San Francisco	78 76	176	H	Cal St. Northridge	73 66						
				39	H	St. Mary's (CA)	71 75	244	H	Boise St.	83 56						
				134	A	Pepperdine	63 66	18	H	Louisville	42 71						
				195	A	Santa Clara	63 78	160	A	Seattle	55 69						

Non-Div I Games:

Portland

Loss, Non-Conf, S Site, H Home A Away N Neutral

Average RPI Win:	212	WON-LOST	WINNING	LAST 12	STRENGTH OF	OPP. STRENGTH	TEAM	ADJ.	CONF.	ADJ CONF.
Average RPI Loss:	126	RECORD	PCT. RANK	GAMES	SCHEDULE	OF SCHEDULE	RPI	RPI	RPI	RPI
DIV. I ONLY	9- 7	129	6- 4	202	115	143	143	16	16	
DIV. I NON-CONF.	6- 4	116	3- 1	196	83	129	129	14	14	
TOTALS	RPI 1-25	RPI 26-50	W-L RECORDS	RPI 51-100	RPI 101-150	RPI 150+				
9- 7	0- 0	0- 1	OVERALL	1- 1	1- 3	7- 2				
4- 2	0- 0	0- 0	HOME	0- 0	0- 2	4- 0				
3- 5	0- 0	0- 1	AWAY	0- 1	0- 1	3- 2				
2- 0	0- 0	0- 0	NEUTRAL	1- 0	1- 0	0- 0				
6- 4	0- 0	0- 1	NON-CONFERENCE	1- 0	1- 1	4- 2				
3- 0	0- 0	0- 0	HOME	0- 0	0- 0	3- 0				
1- 4	0- 0	0- 1	AWAY	0- 0	0- 1	1- 2				
2- 0	0- 0	0- 0	NEUTRAL	1- 0	1- 0	0- 0				
3- 3	0- 0	0- 0	CONFERENCE	0- 1	0- 2	3- 0				
1- 2	0- 0	0- 0	HOME	0- 0	0- 2	1- 0				
2- 1	0- 0	0- 0	AWAY	0- 1	0- 0	2- 0				
0- 0	0- 0	0- 0	NEUTRAL	0- 0	0- 0	0- 0				

RPI 1-25				RPI 26-50				RPI 51-100				RPI 101+				Team's RPI: 143	
RPI	S	Opponent	Score	RPI	S	Opponent	Score	RPI	S	Opponent	Score	RPI	S	Opponent	Score		
				34	A	Gonzaga	69 99	62	A	Idaho St.	63 78	123	A	Oregon	71 75		
								91	N	UC Davis	68 57	127	N	Denver	70 66		
												137	H	Montana St.	83 95		
												146	H	Eastern Wash.	67 75		
												154	H	Northern Colo.	62 61		
												159	A	Portland	54 62		
												188	H	UC Santa Barbara	65 51		
												209	H	UC Irvine	80 76		
												223	A	Hawaii	66 78		
												251	H	Nevada	80 73		
												259	A	Loyola Marymount	70 55		
												297	A	Northern Ariz.	84 74		
												332	A	Weber St.	66 56		
LAST 12 Division I GAMES:																	
				146	H	Eastern Wash.	67 75					127	N	Denver	70 66		
				62	A	Idaho St.	63 78					91	N	UC Davis	68 57		
				154	H	Northern Colo.	62 61					223	A	Hawaii	66 78		
				332	A	Weber St.	66 56					259	A	Loyola Marymount	70 55		
				297	A	Northern Ariz.	84 74					251	H	Nevada	80 73		
				137	H	Montana St.	83 95					34	A	Gonzaga	69 99		

Non-Div I Games: Corban 90 48 Western Ore. 78 58

Portland St.

Prairie View

Through Games Of Sunday, January 22, 2012

Average RPI Win:	250	WON-LOST	WINNING	LAST 12	STRENGTH OF	OPP. STRENGTH	TEAM	ADJ.	CONF.	ADJ CONF.
Average RPI Loss:	147	RECORD	PCT. RANK	GAMES	SCHEDULE	OF SCHEDULE	RPI	RPI	RPI	RPI
DIV. I ONLY	5- 11	266	4- 7	269	141	281	281	32	32	
DIV. I NON-CONF.	2- 8	292	1- 4	130	26	214	214	21	21	
TOTALS	RPI 1-25	RPI 26-50	W-L RECORDS	RPI 51-100	RPI 101-150	RPI 150+				
5- 11	0- 2	0- 1	OVERALL	0- 3	0- 0	5- 5				
2- 3	0- 0	0- 0	HOME	0- 0	0- 0	2- 3				
1- 3	0- 1	0- 1	AWAY	0- 0	0- 0	1- 1				
2- 5	0- 1	0- 0	NEUTRAL	0- 3	0- 0	2- 1				
2- 8	0- 2	0- 1	NON-CONFERENCE	0- 3	0- 0	2- 2				
1- 1	0- 0	0- 0	HOME	0- 0	0- 0	1- 1				
0- 2	0- 1	0- 1	AWAY	0- 0	0- 0	0- 0				
1- 5	0- 1	0- 0	NEUTRAL	0- 3	0- 0	1- 1				
3- 3	0- 0	0- 0	CONFERENCE	0- 0	0- 0	3- 3				
1- 2	0- 0	0- 0	HOME	0- 0	0- 0	1- 2				
1- 1	0- 0	0- 0	AWAY	0- 0	0- 0	1- 1				
1- 0	0- 0	0- 0	NEUTRAL	0- 0	0- 0	1- 0				

RPI 1-25				RPI 26-50				RPI 51-100				RPI 101+ Team's RPI: 281			
RPI	S	Opponent	Score	RPI	S	Opponent	Score	RPI	S	Opponent	Score	RPI	S	Opponent	Score
12	A	Miami (FL)	26 107	37	A	St. John's (NY)	50 66	54	N	Washington St.	52 90	175	H	Mississippi Val.	61 56
16	N	Michigan	53 59					85	N	Marquette	51 71	206	N	Louisiana Tech	83 89
								90	N	UNLV	60 73	221	H	Rice	61 58
												222	N	Grambling	68 55
												238	H	Alcorn St.	54 59
												248	H	Southern U.	53 58
												303	N	CSU Bakersfield	69 64
												309	H	Northwestern St.	69 79
												327	A	Jackson St.	46 48
												330	A	Texas Southern	64 43
LAST 12 Division I GAMES:															
175	H	Mississippi Val.	61 56	206	N	Louisiana Tech	83 89	37	A	St. John's (NY)	50 66	54	N	Washington St.	52 90
222	N	Grambling	68 55	303	N	CSU Bakersfield	69 64	90	N	UNLV	60 73	509	H	Northwestern St.	69 79
327	A	Jackson St.	46 48	54	N	Washington St.	52 90								
330	A	Texas Southern	64 43												
238	H	Alcorn St.	54 59												
248	H	Southern U.	53 58												

Non-Div I Games: Texas Wesleyan 69 57

Prairie View

Loss, Non-Conf, S Site, H Home A Away N Neutral

Presbyterian

Through Games Of Sunday, January 22, 2012

Average RPI Win:	303	WON-LOST	WINNING	LAST 12	STRENGTH OF	OPP. STRENGTH	TEAM	ADJ.	CONF.	ADJ CONF.
Average RPI Loss:	166	RECORD	PCT. RANK	GAMES	SCHEDULE	OF SCHEDULE	RPI	RPI	RPI	RPI
DIV. I ONLY	5- 9	239	4- 6	283	322	262	262	29	29	
DIV. I NON-CONF.	3- 5	225	2- 2	221	282	241	241	31	31	
TOTALS	RPI 1-25	RPI 26-50	W-L RECORDS	RPI 51-100	RPI 101-150	RPI 150+				
5- 9	0- 0	0- 1	OVERALL	0- 1	0- 1	5- 6				
3- 2	0- 0	0- 0	HOME	0- 0	0- 0	3- 2				
2- 7	0- 0	0- 1	AWAY	0- 1	0- 1	2- 4				
0- 0	0- 0	0- 0	NEUTRAL	0- 0	0- 0	0- 0				
3- 5	0- 0	0- 1	NON-CONFERENCE	0- 1	0- 1	3- 2				
1- 1	0- 0	0- 0	HOME	0- 0	0- 0	1- 1				
2- 4	0- 0	0- 1	AWAY	0- 1	0- 1	2- 1				
0- 0	0- 0	0- 0	NEUTRAL	0- 0	0- 0	0- 0				
2- 4	0- 0	0- 0	CONFERENCE	0- 0	0- 0	2- 4				
2- 1	0- 0	0- 0	HOME	0- 0	0- 0	2- 1				
0- 3	0- 0	0- 0	AWAY	0- 0	0- 0	0- 3				
0- 0	0- 0	0- 0	NEUTRAL	0- 0	0- 0	0- 0				

RPI S	Opponent	Score	RPI S	Opponent	Score	RPI S	Opponent	Score	RPI S	Opponent	Score
41	A South Carolina	24 52	94	A Charlotte	42 58	118	A North Carolina	38 61			
						152	A Liberty	39 59			
						171	H Furman	47 63			
						177	A Alabama	47 65			
						216	H Winthrop	62 70			
						229	A Charleston So.	67 76			
						231	A South Carolina St.	53 50			
						296	A Coastal Caro.	49 52			
						301	A S.C. Upstate	72 64			
						315	H Gardner-Webb	54 43			
						326	H UNC Asheville	62 54			
						341	H N.C. Central	64 48			
LAST 12 Division I GAMES:											
152	A Liberty	39 59	177	A Alabama	47 65						
326	H UNC Asheville	62 54	301	A S.C. Upstate	72 64						
315	H Gardner-Webb	54 43	341	H N.C. Central	64 48						
216	H Winthrop	62 70	41	A South Carolina	24 52						
296	A Coastal Caro.	49 52	118	A North Carolina	38 61						
229	A Charleston So.	67 76	231	A South Carolina St.	53 50						

Non-Div I Games: Columbia (SC) 92 45 Montreat 84 44 Allen 65 28

Presbyterian

Loss, Non-Conf, S Site, H Home A Away N Neutral

Average RPI Win:	150	WON-LOST	WINNING	LAST 12	STRENGTH OF	OPP. STRENGTH	TEAM	ADJ.	CONF.	ADJ CONF.
Average RPI Loss:	61	RECORD	PCT. RANK	GAMES	SCHEDULE	OF SCHEDULE	RPI	RPI	RPI	RPI
DIV. I ONLY	13- 4	39	8- 4	28	86	24	24	15	15	
DIV. I NON-CONF.	10- 4	82	5- 4	8	44	11	11	20	20	
TOTALS	RPI 1-25	RPI 26-50	W-L RECORDS	RPI 51-100	RPI 101-150	RPI 150+				
13- 4	1- 3	2- 0	OVERALL	2- 0	2- 0	6- 1				
6- 2	1- 2	1- 0	HOME	1- 0	1- 0	2- 0				
7- 2	0- 1	1- 0	AWAY	1- 0	1- 0	4- 1				
0- 0	0- 0	0- 0	NEUTRAL	0- 0	0- 0	0- 0				
10- 4	1- 3	2- 0	NON-CONFERENCE	2- 0	2- 0	3- 1				
4- 2	1- 2	1- 0	HOME	1- 0	1- 0	0- 0				
6- 2	0- 1	1- 0	AWAY	1- 0	1- 0	3- 1				
0- 0	0- 0	0- 0	NEUTRAL	0- 0	0- 0	0- 0				
3- 0	0- 0	0- 0	CONFERENCE	0- 0	0- 0	3- 0				
2- 0	0- 0	0- 0	HOME	0- 0	0- 0	2- 0				
1- 0	0- 0	0- 0	AWAY	0- 0	0- 0	1- 0				
0- 0	0- 0	0- 0	NEUTRAL	0- 0	0- 0	0- 0				

RPI	S	Opponent	Score	RPI	S	Opponent	Score	RPI	S	Opponent	Score	RPI	S	Opponent	Score
4	A	Stanford	66 85	46	A	Hofstra	74 69	57	H	Saint Joseph's	79 62	130	A	UMBC	56 41
8	H	Delaware	70 81	48	H	Marist	68 51	68	A	Drexel	63 51	135	H	Davidson	53 44
15	H	Villanova	56 41									170	A	Penn	83 48
23	H	DePaul	67 78									195	A	Santa Clara	77 61
												210	A	Navy	52 65
												227	A	Rider	75 55
												258	A	Lafayette	87 47
												272	H	Cornell	64 35
												333	H	Columbia	94 35
LAST 12 Division I GAMES:															
333	H	Columbia	94 35	4	A	Stanford	66 85								
272	H	Cornell	64 35	23	H	DePaul	67 78								
170	A	Penn	83 48	210	A	Navy	52 65								
68	A	Drexel	63 51	130	A	UMBC	56 41								
46	A	Hofstra	74 69	8	H	Delaware	70 81								
195	A	Santa Clara	77 61	227	A	Rider	75 55								

Non-Div I Games:

Princeton

■ Loss,
 ■ Non-Conf, S Site,
 ■ Home
 ■ Away
 N Neutral

Providence

Average RPI Win:	150	WON-LOST	WINNING	LAST 12	STRENGTH OF	OPP. STRENGTH	TEAM	ADJ.	CONF.	ADJ CONF.
Average RPI Loss:	81	RECORD	PCT. RANK	GAMES	SCHEDULE	OF SCHEDULE	RPI	RPI	RPI	RPI
DIV. I ONLY	11- 9	141	7- 5	47	48	70	70	2	2	
DIV. I NON-CONF.	8- 5	106	4- 1	158	145	134	134	2	2	
TOTALS	RPI 1-25	RPI 26-50	W-L RECORDS	RPI 51-100	RPI 101-150	RPI 150+				
11- 9	1- 4	0- 2	OVERALL	2- 1	2- 0	6- 2				
6- 3	1- 2	0- 1	HOME	1- 0	1- 0	3- 0				
4- 6	0- 2	0- 1	AWAY	1- 1	0- 0	3- 2				
1- 0	0- 0	0- 0	NEUTRAL	0- 0	1- 0	0- 0				
8- 5	0- 1	0- 1	NON-CONFERENCE	0- 1	2- 0	6- 2				
4- 2	0- 1	0- 1	HOME	0- 0	1- 0	3- 0				
3- 3	0- 0	0- 0	AWAY	0- 1	0- 0	3- 2				
1- 0	0- 0	0- 0	NEUTRAL	0- 0	1- 0	0- 0				
3- 4	1- 3	0- 1	CONFERENCE	2- 0	0- 0	0- 0				
2- 1	1- 1	0- 0	HOME	1- 0	0- 0	0- 0				
1- 3	0- 2	0- 1	AWAY	1- 0	0- 0	0- 0				
0- 0	0- 0	0- 0	NEUTRAL	0- 0	0- 0	0- 0				

RPI 1-25				RPI 26-50				RPI 51-100 Team's RPI: 70				RPI 101+			
RPI	S	Opponent	Score	RPI	S	Opponent	Score	RPI	S	Opponent	Score	RPI	S	Opponent	Score
3	A	Connecticut	35 96	37	A	St. John's (NY)	41 57	61	H	West Virginia	51 48	108	H	Hartford	63 46
8	H	Delaware	47 68	43	H	Virginia	38 55	85	A	Marquette	52 50	125	N	Fairfield	75 43
15	H	Villanova	42 69					86	A	Boston U.	62 65	166	H	Harvard	71 60
18	A	Louisville	48 64									172	A	Oakland	51 50
23	H	DePaul	60 52									184	A	Akron	78 65
												196	A	Brown	57 70
												205	A	Massachusetts	66 45
												243	H	Clemson	73 63
												276	H	Dartmouth	63 48
												319	A	Rhode Island	43 52
LAST 12 Division I GAMES:															
85	A	Marquette	52 50	108	H	Hartford	63 46								
18	A	Louisville	48 64	184	A	Akron	78 65								
61	H	West Virginia	51 48	243	H	Clemson	73 63								
3	A	Connecticut	35 96	8	H	Delaware	47 68								
23	H	DePaul	60 52	205	A	Massachusetts	66 45								
37	A	St. John's (NY)	41 57	15	H	Villanova	42 69								

Non-Div I Games:

Providence

■ Loss,
 ■ Non-Conf,
 ■ S Site,
 ■ H Home
 ■ A Away
 N Neutral

Purdue

Average RPI Win: 133

Average RPI Loss: 53

WON-LOST

WINNING

LAST 12

Through Games Of Sunday, January 22, 2012

STRENGTH OF

OPP. STRENGTH

TEAM

ADJ.

CONF.

ADJ CONF.

RECORD

PCT. RANK

GAMES

SCHEDULE

OF SCHEDULE

RPI

RPI

RPI

RPI

DIV. I ONLY

16- 3

16

10- 2

69

9

20

20

4

4

DIV. I NON-CONF.

10- 3

49

4- 2

26

21

12

12

3

3

TOTALS

RPI 1-25

RPI 26-50

W-L RECORDS

RPI 51-100

RPI 101-150

RPI 150+

16- 3

2- 2

1- 0

OVERALL

4- 0

4- 1

5- 0

9- 1

1- 1

0- 0

HOME

2- 0

2- 0

4- 0

5- 2

0- 1

0- 0

AWAY

2- 0

2- 1

1- 0

2- 0

1- 0

1- 0

NEUTRAL

0- 0

0- 0

0- 0

10- 3

2- 2

1- 0

NON-CONFERENCE

1- 0

2- 1

4- 0

6- 1

1- 1

0- 0

HOME

0- 0

1- 0

4- 0

2- 2

0- 1

0- 0

AWAY

1- 0

1- 1

0- 0

2- 0

1- 0

1- 0

NEUTRAL

0- 0

0- 0

0- 0

6- 0

0- 0

0- 0

CONFERENCE

3- 0

2- 0

1- 0

3- 0

0- 0

0- 0

HOME

2- 0

1- 0

0- 0

3- 0

0- 0

0- 0

AWAY

1- 0

1- 0

1- 0

0- 0

0- 0

0- 0

NEUTRAL

0- 0

0- 0

0- 0

RPI 1-25

Team's RPI: 20

RPI 26-50

RPI 51-100

RPI 101+

RPI	S	Opponent	Score
5	H	Notre Dame	38 66
7	H	Texas A&M	60 51
9	A	Duke	53 64
11	N	Kansas St.	46 42

RPI	S	Opponent	Score
40	N	Tulane	61 48

RPI	S	Opponent	Score
67	H	Iowa	57 55
79	A	Bowling Green	54 53
100	A	Minnesota	72 55
100	H	Minnesota	57 53

RPI	S	Opponent	Score
103	A	Auburn	62 54
107	A	Illinois	64 63
126	H	Wisconsin	63 52
132	H	UT Martin	65 39
144	A	Central Mich.	62 75
172	H	Oakland	66 47
185	A	Indiana	82 60
280	H	IUPUI	75 45
286	H	IPFW	73 36
329	H	Chicago St.	76 49

LAST 12 Division I GAMES:

185	A	Indiana	82 60	286	H	IPFW	73 36
67	H	Iowa	57 55	172	H	Oakland	66 47
100	A	Minnesota	72 55	103	A	Auburn	62 54
126	H	Wisconsin	63 52	144	A	Central Mich.	62 75
107	A	Illinois	64 63	5	H	Notre Dame	38 66
100	H	Minnesota	57 53	7	H	Texas A&M	60 51

P
u
r
d
u
eP
u
r
d
u
e

Non-Div I Games:

Purdue

Loss, Non-Conf, S Site, H Home A Away N Neutral

Page 227

Quinnipiac

Through Games Of Sunday, January 22, 2012

Average RPI Win:	185	WON-LOST	WINNING	LAST 12	STRENGTH OF	OPP. STRENGTH	TEAM	ADJ.	CONF.	ADJ CONF.
Average RPI Loss:	80	RECORD	PCT. RANK	GAMES	SCHEDULE	OF SCHEDULE	RPI	RPI	RPI	RPI
DIV. I ONLY	13- 5	59	9- 3	60	217	58	58	21	21	
DIV. I NON-CONF.	8- 3	74	4- 1	50	130	42	42	24	24	
TOTALS	RPI 1-25	RPI 26-50	W-L RECORDS	RPI 51-100	RPI 101-150	RPI 150+				
13- 5	0- 0	1- 1	OVERALL	1- 2	3- 2	8- 0				
4- 4	0- 0	0- 1	HOME	0- 2	2- 1	2- 0				
8- 1	0- 0	1- 0	AWAY	0- 0	1- 1	6- 0				
1- 0	0- 0	0- 0	NEUTRAL	1- 0	0- 0	0- 0				
8- 3	0- 0	1- 1	NON-CONFERENCE	1- 1	3- 1	3- 0				
3- 2	0- 0	0- 1	HOME	0- 1	2- 0	1- 0				
4- 1	0- 0	1- 0	AWAY	0- 0	1- 1	2- 0				
1- 0	0- 0	0- 0	NEUTRAL	1- 0	0- 0	0- 0				
5- 2	0- 0	0- 0	CONFERENCE	0- 1	0- 1	5- 0				
1- 2	0- 0	0- 0	HOME	0- 1	0- 1	1- 0				
4- 0	0- 0	0- 0	AWAY	0- 0	0- 0	4- 0				
0- 0	0- 0	0- 0	NEUTRAL	0- 0	0- 0	0- 0				

RPI 1-25			RPI 26-50			RPI 51-100			Team's RPI: 58			RPI 101+			
RPI	S	Opponent	Score	RPI	S	Opponent	Score	RPI	S	Opponent	Score	RPI	S	Opponent	Score
				28	H	James Madison	73 81	57	H	Saint Joseph's	54 71	110	H	LIU Brooklyn	64 74
				39	A	St. Mary's (CA)	69 67	80	H	Sacred Heart	65 74	111	H	Yale	68 63
								100	N	Minnesota	64 62	123	A	Holy Cross	70 80
												125	H	Fairfield	64 55
												149	A	American	72 59
												158	A	Saint Francis (PA)	85 73
												180	A	Robert Morris	82 74
												201	A	Bryant	84 47
												201	H	Bryant	67 56
												205	H	Massachusetts	66 63
												274	A	Army	54 51
												319	A	Rhode Island	72 67
												340	A	St. Francis (NY)	59 43
LAST 12 Division I GAMES:															
				201	A	Bryant	84 47	274	A	Army	54 51				
				180	A	Robert Morris	82 74	149	A	American	72 59				
				158	A	Saint Francis (PA)	85 73	111	H	Yale	68 63				
				110	H	LIU Brooklyn	64 74	319	A	Rhode Island	72 67				
				340	A	St. Francis (NY)	59 43	80	H	Sacred Heart	65 74				
				57	H	Saint Joseph's	54 71	201	H	Bryant	67 56				

Non-Div I Games:

Quinnipiac

Loss, Non-Conf, S Site, H Home A Away N Neutral

Average RPI Win:	276	WON-LOST	WINNING	LAST 12	STRENGTH OF	OPP. STRENGTH	TEAM	ADJ.	CONF.	ADJ CONF.
Average RPI Loss:	180	RECORD	PCT. RANK	GAMES	SCHEDULE	OF SCHEDULE	RPI	RPI	RPI	RPI
DIV. I ONLY	5- 10	248	3- 9	215	327	269	269	29	29	
DIV. I NON-CONF.	4- 5	200	2- 4	285	264	298	298	31	31	
TOTALS	RPI 1-25	RPI 26-50	W-L RECORDS	RPI 51-100	RPI 101-150	RPI 150+				
5- 10	0- 0	0- 1	OVERALL	0- 0	0- 3	5- 6				
3- 4	0- 0	0- 0	HOME	0- 0	0- 2	3- 2				
1- 6	0- 0	0- 1	AWAY	0- 0	0- 1	1- 4				
1- 0	0- 0	0- 0	NEUTRAL	0- 0	0- 0	1- 0				
4- 5	0- 0	0- 1	NON-CONFERENCE	0- 0	0- 2	4- 2				
2- 1	0- 0	0- 0	HOME	0- 0	0- 1	2- 0				
1- 4	0- 0	0- 1	AWAY	0- 0	0- 1	1- 2				
1- 0	0- 0	0- 0	NEUTRAL	0- 0	0- 0	1- 0				
1- 5	0- 0	0- 0	CONFERENCE	0- 0	0- 1	1- 4				
1- 3	0- 0	0- 0	HOME	0- 0	0- 1	1- 2				
0- 2	0- 0	0- 0	AWAY	0- 0	0- 0	0- 2				
0- 0	0- 0	0- 0	NEUTRAL	0- 0	0- 0	0- 0				

RPI 1-25			RPI 26-50			RPI 51-100			RPI 101+			Team's RPI: 269
RPI	S	Opponent	Score	RPI	S	Opponent	Score	RPI	S	Opponent	Score	
				43	A	Virginia	43 92					
								106	A	Wake Forest	67 90	
								135	H	Davidson	68 81	
								141	H	High Point	65 81	
								152	H	Liberty	68 76	
								216	H	Winthrop	64 66	
								219	A	George Washington	59 83	
								220	H	Campbell	80 70	
								229	A	Charleston So.	69 79	
								252	A	Norfolk St.	80 68	
								264	A	Longwood	59 73	
								296	A	Coastal Caro.	56 58	
								300	H	UNC Greensboro	75 67	
								301	H	S.C. Upstate	85 52	
								307	N	Wofford	63 46	
LAST 12 Division I GAMES:												
216	H	Winthrop	64 66	135	H	Davidson	68 81					
296	A	Coastal Caro.	56 58	43	A	Virginia	43 92					
229	A	Charleston So.	69 79	252	A	Norfolk St.	80 68					
141	H	High Point	65 81	307	N	Wofford	63 46					
220	H	Campbell	80 70	106	A	Wake Forest	67 90					
152	H	Liberty	68 76	264	A	Longwood	59 73					

Non-Div I Games: East. Mennonite 100 42 Winston-Salem 69 46

Radford

Loss, Non-Conf, S Site, H Home A Away N Neutral

Rhode Island

Through Games Of Sunday, January 22, 2012

Average RPI Win:	70	WON-LOST	WINNING	LAST 12	STRENGTH OF	OPP. STRENGTH	TEAM	ADJ.	CONF.	ADJ CONF.
Average RPI Loss:	169	RECORD	PCT. RANK	GAMES	SCHEDULE	OF SCHEDULE	RPI	RPI	RPI	RPI
DIV. I ONLY	1- 19	339	0- 12	104	252	319	319	8	8	
DIV. I NON-CONF.	1- 14	335	0- 7	63	281	302	302	8	8	
TOTALS	RPI 1-25	RPI 26-50	W-L RECORDS	RPI 51-100	RPI 101-150	RPI 150+				
1- 19	0- 1	0- 1	OVERALL	1- 3	0- 1	0- 13				
1- 6	0- 0	0- 0	HOME	1- 1	0- 0	0- 5				
0- 11	0- 1	0- 0	AWAY	0- 2	0- 0	0- 8				
0- 2	0- 0	0- 1	NEUTRAL	0- 0	0- 1	0- 0				
1- 14	0- 1	0- 1	NON-CONFERENCE	1- 2	0- 1	0- 9				
1- 4	0- 0	0- 0	HOME	1- 1	0- 0	0- 3				
0- 8	0- 1	0- 0	AWAY	0- 1	0- 0	0- 6				
0- 2	0- 0	0- 1	NEUTRAL	0- 0	0- 1	0- 0				
0- 5	0- 0	0- 0	CONFERENCE	0- 1	0- 0	0- 4				
0- 2	0- 0	0- 0	HOME	0- 0	0- 0	0- 2				
0- 3	0- 0	0- 0	AWAY	0- 1	0- 0	0- 2				
0- 0	0- 0	0- 0	NEUTRAL	0- 0	0- 0	0- 0				

RPI	S	Opponent	Score	RPI	S	Opponent	Score	RPI	S	Opponent	Score	RPI	S	Opponent	Score	Team's RPI: 319
8	A	Delaware	53 89	28	N	James Madison	42 77	53	A	Dayton	46 97	125	N	Fairfield	56 66	
								58	H	Quinnipiac	67 72	166	A	Harvard	57 69	
								70	H	Providence	52 43	174	A	Lehigh	56 67	
								86	A	Boston U.	44 71	186	A	Fordham	49 69	
												196	A	Brown	54 66	
												196	H	Brown	40 53	
												201	A	Bryant	62 75	
												203	H	New Hampshire	33 52	
												205	H	Massachusetts	39 46	
												215	A	Central Conn. St.	45 50	
												219	H	George Washington	42 63	
												261	A	Saint Louis	55 70	
												308	A	Siena	65 73	
												318	H	Maine	58 62	
LAST 12 Division I GAMES:																
261	A	Saint Louis	55 70	28	N	James Madison	42 77	174	A	Lehigh	56 67					
219	H	George Washington	42 63					203	H	New Hampshire	33 52					
186	A	Fordham	49 69					58	H	Quinnipiac	67 72					
205	H	Massachusetts	39 46					215	A	Central Conn. St.	45 50					
53	A	Dayton	46 97					125	N	Fairfield	56 66					
196	H	Brown	40 53													

Non-Div I Games:

Rhode Island

■ Loss,
■ Non-Conf,
■ S Site,
■ H Home
■ A Away
N Neutral

Average RPI Win:	241	WON-LOST	WINNING	LAST 12	STRENGTH OF	OPP. STRENGTH	TEAM	ADJ.	CONF.	ADJ CONF.
Average RPI Loss:	166	RECORD	PCT. RANK	GAMES	SCHEDULE	OF SCHEDULE	RPI	RPI	RPI	RPI
DIV. I ONLY	9- 10	183	5- 7	286	220	221	221	11	11	
DIV. I NON-CONF.	6- 7	181	2- 4	322	299	275	275	16	16	
TOTALS	RPI 1-25	RPI 26-50	W-L RECORDS	RPI 51-100	RPI 101-150	RPI 150+				
9- 10	0- 0	1- 1	OVERALL	0- 1	0- 2	8- 6				
6- 3	0- 0	1- 0	HOME	0- 1	0- 0	5- 2				
3- 7	0- 0	0- 1	AWAY	0- 0	0- 2	3- 4				
0- 0	0- 0	0- 0	NEUTRAL	0- 0	0- 0	0- 0				
6- 7	0- 0	0- 1	NON-CONFERENCE	0- 1	0- 1	6- 4				
3- 3	0- 0	0- 0	HOME	0- 1	0- 0	3- 2				
3- 4	0- 0	0- 1	AWAY	0- 0	0- 1	3- 2				
0- 0	0- 0	0- 0	NEUTRAL	0- 0	0- 0	0- 0				
3- 3	0- 0	1- 0	CONFERENCE	0- 0	0- 1	2- 2				
3- 0	0- 0	1- 0	HOME	0- 0	0- 0	2- 0				
0- 3	0- 0	0- 0	AWAY	0- 0	0- 1	0- 2				
0- 0	0- 0	0- 0	NEUTRAL	0- 0	0- 0	0- 0				

RPI 1-25				RPI 26-50				RPI 51-100				RPI 101+				Team's RPI: 221
RPI	S	Opponent	Score	RPI	S	Opponent	Score	RPI	S	Opponent	Score	RPI	S	Opponent	Score	
				38	A	Oklahoma St.	60 96	72	H	Oregon St.	57 63	101	A	UAB	45 60	
				40	H	Tulane	67 49					139	A	Lamar	54 61	
												156	H	UALR	47 67	
												163	H	SMU	56 54	
												181	A	UCF	63 65	
												183	A	Stephen F. Austin	64 68	
												190	A	Tulsa	42 69	
												213	H	Texas St.	73 66	
												238	H	Alcorn St.	74 57	
												249	A	UTSA	71 46	
												281	A	Prairie View	58 61	
												292	H	Southern Miss.	72 43	
												299	A	Valparaiso	54 46	
												320	H	A&M-Corpus Christi	61 64	
												329	A	Chicago St.	77 50	
												342	H	Houston Baptist	75 42	
LAST 12 Division I GAMES:																
				292	H	Southern Miss.	72 43	139	A	Lamar	54 61					
				181	A	UCF	63 65	249	A	UTSA	71 46					
				190	A	Tulsa	42 69	183	A	Stephen F. Austin	64 68					
				40	H	Tulane	67 49	213	H	Texas St.	73 66					
				163	H	SMU	56 54	72	H	Oregon St.	57 63					
				101	A	UAB	45 60	320	H	A&M-Corpus Christi	61 64					

Non-Div I Games:

Rice

■ Loss,
■ Non-Conf,
■ S Site,
■ H Home
■ A Away
N Neutral

Average RPI Win:	161	WON-LOST	WINNING	LAST 12	STRENGTH OF	OPP. STRENGTH	TEAM	ADJ.	CONF.	ADJ CONF.
Average RPI Loss:	46	RECORD	PCT. RANK	GAMES	SCHEDULE	OF SCHEDULE	RPI	RPI	RPI	RPI
DIV. I ONLY	15- 4	27	9- 3	63	94	36	36	8	8	
DIV. I NON-CONF.	12- 2	20	6- 1	54	105	30	30	8	8	
TOTALS	RPI 1-25	RPI 26-50	W-L RECORDS	RPI 51-100	RPI 101-150	RPI 150+				
15- 4	0- 0	1- 3	OVERALL	3- 1	2- 0	9- 0				
8- 2	0- 0	0- 2	HOME	1- 0	2- 0	5- 0				
6- 2	0- 0	0- 1	AWAY	2- 1	0- 0	4- 0				
1- 0	0- 0	1- 0	NEUTRAL	0- 0	0- 0	0- 0				
12- 2	0- 0	1- 1	NON-CONFERENCE	3- 1	1- 0	7- 0				
6- 1	0- 0	0- 1	HOME	1- 0	1- 0	4- 0				
5- 1	0- 0	0- 0	AWAY	2- 1	0- 0	3- 0				
1- 0	0- 0	1- 0	NEUTRAL	0- 0	0- 0	0- 0				
3- 2	0- 0	0- 2	CONFERENCE	0- 0	1- 0	2- 0				
2- 1	0- 0	0- 1	HOME	0- 0	1- 0	1- 0				
1- 1	0- 0	0- 1	AWAY	0- 0	0- 0	1- 0				
0- 0	0- 0	0- 0	NEUTRAL	0- 0	0- 0	0- 0				

RPI 1-25				RPI 26-50				Team's RPI: 36		RPI 51-100				RPI 101+					
RPI	S	Opponent	Score	RPI	S	Opponent	Score			RPI	S	Opponent	Score	RPI	S	Opponent	Score		
				26	A	St. Bonaventure	59	75		52	A	North Carolina St.	72	58	108	H	Hartford	69	56
				28	N	James Madison	74	66		66	A	Fla. Gulf Coast	67	81	129	H	La Salle	74	70
				43	H	Virginia	56	69		86	H	Boston U.	72	60	152	H	Liberty	66	54
				50	H	Temple	55	56		96	A	VCU	78	77	167	H	William & Mary	77	57
															174	A	Lehigh	71	49
															205	A	Massachusetts	73	54
															210	A	Navy	56	39
															214	A	Old Dominion	78	63
															219	H	George Washington	74	57
															278	H	East Tenn. St.	66	39
															300	H	UNC Greensboro	75	60
LAST 12 Division I GAMES:																			
				129	H	La Salle	74	70		28	N	James Madison	74	66					
				26	A	St. Bonaventure	59	75		108	H	Hartford	69	56					
				205	A	Massachusetts	73	54		152	H	Liberty	66	54					
				219	H	George Washington	74	57		52	A	North Carolina St.	72	58					
				50	H	Temple	55	56		300	H	UNC Greensboro	75	60					
				174	A	Lehigh	71	49		43	H	Virginia	56	69					

Non-Div I Games:

Richmond

Rider

Through Games Of Sunday, January 22, 2012

Average RPI Win: 266	WON-LOST	WINNING	LAST 12	STRENGTH OF	OPP. STRENGTH	TEAM	ADJ.	CONF.	ADJ CONF.
Average RPI Loss: 146	RECORD	PCT. RANK	GAMES	SCHEDULE	OF SCHEDULE	RPI	RPI	RPI	RPI
DIV. I ONLY	10- 9	155	6- 6	307	225	227	227	22	22
DIV. I NON-CONF.	8- 3	74	4- 0	297	294	233	233	19	19

TOTALS	RPI 1-25	RPI 26-50	W-L RECORDS	RPI 51-100	RPI 101-150	RPI 150+			
10- 9	0- 1	0- 3	OVERALL	0- 0	0- 0	10- 5			
6- 4	0- 1	0- 1	HOME	0- 0	0- 0	6- 2			
4- 5	0- 0	0- 2	AWAY	0- 0	0- 0	4- 3			
0- 0	0- 0	0- 0	NEUTRAL	0- 0	0- 0	0- 0			
8- 3	0- 1	0- 1	NON-CONFERENCE	0- 0	0- 0	8- 1			
4- 1	0- 1	0- 0	HOME	0- 0	0- 0	4- 0			
4- 2	0- 0	0- 1	AWAY	0- 0	0- 0	4- 1			
0- 0	0- 0	0- 0	NEUTRAL	0- 0	0- 0	0- 0			
2- 6	0- 0	0- 2	CONFERENCE	0- 0	0- 0	2- 4			
2- 3	0- 0	0- 1	HOME	0- 0	0- 0	2- 2			
0- 3	0- 0	0- 1	AWAY	0- 0	0- 0	0- 2			
0- 0	0- 0	0- 0	NEUTRAL	0- 0	0- 0	0- 0			

RPI 1-25				RPI 26-50				RPI 51-100				RPI 101+ Team's RPI: 227			
RPI	S	Opponent	Score	RPI	S	Opponent	Score	RPI	S	Opponent	Score	RPI	S	Opponent	Score
24	H	Princeton	55 75	31	A	Georgetown	51 58					169	A	Iona	50 64
				48	A	Marist	54 76					170	A	Penn	57 66
				48	H	Marist	56 82					199	A	Manhattan	45 59
												202	A	Binghamton	66 56
												208	H	Loyola Maryland	67 61
												224	A	Mt. St. Mary's	53 44
												246	H	Fairleigh Dickinson	69 68
												250	H	Niagara	60 53
												258	H	Lafayette	64 56
												282	H	Stony Brook	53 41
												308	H	Siena	56 67
												313	A	NJIT	60 50
												317	H	Saint Peter's	54 65
												339	H	Bucknell	63 43
												340	A	St. Francis (NY)	68 48
LAST 12 Division I GAMES:															
308	H	Siena	56 67	250	H	Niagara	60 53								
48	A	Marist	54 76	199	A	Manhattan	45 59								
317	H	Saint Peter's	54 65	224	A	Mt. St. Mary's	53 44								
169	A	Iona	50 64	246	H	Fairleigh Dickinson	69 68								
208	H	Loyola Maryland	67 61	202	A	Binghamton	66 56								
48	H	Marist	56 82	313	A	NJIT	60 50								

Non-Div I Games:

Rider

■ Loss,
 ■ Non-Conf, S Site,
 ■ Home
 ■ Away
 N Neutral

Average RPI Win: 217		WON-LOST	WINNING	LAST 12	STRENGTH OF	OPP. STRENGTH	TEAM	ADJ.	CONF.	ADJ CONF.
Average RPI Loss: 156		RECORD	PCT. RANK	GAMES	SCHEDULE	OF SCHEDULE	RPI	RPI	RPI	RPI
DIV. I ONLY		9- 9	166	4- 8	150	287	180	180	21	21
DIV. I NON-CONF.		6- 5	141	1- 4	264	252	224	224	24	24
TOTALS	RPI 1-25		RPI 26-50		W-L RECORDS		RPI 51-100		RPI 101-150	
9- 9	0- 0		0- 0		OVERALL		0- 4		1- 0	8- 5
6- 3	0- 0		0- 0		HOME		0- 3		1- 0	5- 0
1- 6	0- 0		0- 0		AWAY		0- 1		0- 0	1- 5
2- 0	0- 0		0- 0		NEUTRAL		0- 0		0- 0	2- 0
6- 5	0- 0		0- 0		NON-CONFERENCE		0- 2		1- 0	5- 3
4- 1	0- 0		0- 0		HOME		0- 1		1- 0	3- 0
0- 4	0- 0		0- 0		AWAY		0- 1		0- 0	0- 3
2- 0	0- 0		0- 0		NEUTRAL		0- 0		0- 0	2- 0
3- 4	0- 0		0- 0		CONFERENCE		0- 2		0- 0	3- 2
2- 2	0- 0		0- 0		HOME		0- 2		0- 0	2- 0
1- 2	0- 0		0- 0		AWAY		0- 0		0- 0	1- 2
0- 0	0- 0		0- 0		NEUTRAL		0- 0		0- 0	0- 0

RPI 1-25				RPI 26-50				RPI 51-100				RPI 101+				Team's RPI: 180	
RPI	S	Opponent	Score	RPI	S	Opponent	Score	RPI	S	Opponent	Score	RPI	S	Opponent	Score		
								55	A	Duquesne	63	66	144	H	Central Mich.	64	55
								58	H	Quinnipiac	74	82	153	H	Coppin St.	62	47
								80	H	Sacred Heart	64	71	174	A	Lehigh	54	68
								84	H	Miami (OH)	50	61	178	A	Monmouth	66	75
													178	H	Monmouth	57	54
													184	H	Akron	85	78
													201	A	Bryant	71	75
													204	N	Elon	69	65
													215	A	Central Conn. St.	86	72
													246	H	Fairleigh Dickinson	79	50
													282	A	Stony Brook	40	42
													294	A	Morehead St.	69	75
													298	H	Kent St.	78	44
													334	N	Delaware St.	75	67
LAST 12 Division I GAMES:																	
				178	A	Monmouth	66	75	55	A	Duquesne	63	66				
				58	H	Quinnipiac	74	82	184	H	Akron	85	78				
				80	H	Sacred Heart	64	71	294	A	Morehead St.	69	75				
				201	A	Bryant	71	75	174	A	Lehigh	54	68				
				215	A	Central Conn. St.	86	72	246	H	Fairleigh Dickinson	79	50				
				84	H	Miami (OH)	50	61	178	H	Monmouth	57	54				

Non-Div I Games:

Robert Morris

Loss, Non-Conf, S Site, H Home A Away N Neutral

REGULAR SEASON				THROUGH GAMES OF SUNDAY, JANUARY 11, 1992						
Average RPI Win:	108	WON-LOST	WINNING	LAST 12	STRENGTH OF	OPP. STRENGTH	TEAM	ADJ.	CONF.	ADJ CONF.
Average RPI Loss:	17	RECORD	PCT. RANK	GAMES	SCHEDULE	OF SCHEDULE	RPI	RPI	RPI	RPI
DIV. I ONLY	16- 3	16	9- 3	20	8	13	13	2	2	
DIV. I NON-CONF.	11- 2	24	4- 2	21	7	8	8	2	2	

TOTALS	RPI 1-25	RPI 26-50		W-L RECORDS		RPI 51-100	RPI 101-150	RPI 150+		
16- 3	2- 2	3- 1		OVERALL		2- 0	4- 0	5- 0		
9- 1	1- 1	2- 0		HOME		0- 0	2- 0	4- 0		
4- 2	0- 1	0- 1		AWAY		1- 0	2- 0	1- 0		
3- 0	1- 0	1- 0		NEUTRAL		1- 0	0- 0	0- 0		
11- 2	1- 2	3- 0		NON-CONFERENCE		1- 0	1- 0	5- 0		
6- 1	0- 1	2- 0		HOME		0- 0	0- 0	4- 0		
2- 1	0- 1	0- 0		AWAY		0- 0	1- 0	1- 0		
3- 0	1- 0	1- 0		NEUTRAL		1- 0	0- 0	0- 0		
5- 1	1- 0	0- 1		CONFERENCE		1- 0	3- 0	0- 0		
3- 0	1- 0	0- 0		HOME		0- 0	2- 0	0- 0		
2- 1	0- 0	0- 1		AWAY		1- 0	1- 0	0- 0		
0- 0	0- 0	0- 0		NEUTRAL		0- 0	0- 0	0- 0		

RPI 1-25					
RPI	S	Opponent	Score		
2	H	Tennessee	61	67	
12	A	Miami (FL)	81	92	
18	H	Louisville	71	68	
19	N	Georgia Tech	59	40	

RPI 26-50					
RPI	S	Opponent	Score		
32	N	Florida	63	49	
35	H	California	73	70	
37	A	St. John's (NY)	57	62	
50	H	Temple	71	50	

RPI 51-100					
RPI	S	Opponent	Score		
64	N	Arizona St.	59	52	
88	A	South Fla.	72	66	

RPI 101+					
RPI	S	Opponent	Score		
102	H	Syracuse	55	44	
109	H	Cincinnati	58	47	
129	A	La Salle	61	48	
145	A	Pittsburgh	63	39	
169	H	Iona	62	29	
174	H	Lehigh	68	40	
186	H	Fordham	68	48	
191	H	Boston College	74	58	
219	A	George Washington	75	54	

LAST 12 Division I GAMES:					
88	A	South Fla.	72	66	
37	A	St. John's (NY)	57	62	
18	H	Louisville	71	68	
145	A	Pittsburgh	63	39	
109	H	Cincinnati	58	47	
102	H	Syracuse	55	44	
219	A	George Washington	75	54	
169	H	Iona	62	29	
2	H	Tennessee	61	67	
186	H	Fordham	68	48	
12	A	Miami (FL)	81	92	
32	N	Florida	63	49	

Non-Div I Games:

Rutgers

■ Loss, ■ Non-Conf, S Site, H Home A Away N Neutral

S.C. Upstate

Through Games Of Sunday, January 22, 2012

Average RPI Win:	309	WON-LOST	WINNING	LAST 12	STRENGTH OF	OPP. STRENGTH	TEAM	ADJ.	CONF.	ADJ CONF.
Average RPI Loss:	188	RECORD	PCT. RANK	GAMES	SCHEDULE	OF SCHEDULE	RPI	RPI	RPI	RPI
DIV. I ONLY	5- 14	288	4- 8	277	310	301	301	30	30	
DIV. I NON-CONF.	1- 9	322	0- 3	210	256	278	278	27	27	
TOTALS	RPI 1-25	RPI 26-50	W-L RECORDS	RPI 51-100	RPI 101-150	RPI 150+				
5- 14	0- 1	0- 0	OVERALL	0- 2	0- 3	5- 8				
3- 4	0- 0	0- 0	HOME	0- 0	0- 0	3- 4				
2- 10	0- 1	0- 0	AWAY	0- 2	0- 3	2- 4				
0- 0	0- 0	0- 0	NEUTRAL	0- 0	0- 0	0- 0				
1- 9	0- 1	0- 0	NON-CONFERENCE	0- 1	0- 2	1- 5				
0- 3	0- 0	0- 0	HOME	0- 0	0- 0	0- 3				
1- 6	0- 1	0- 0	AWAY	0- 1	0- 2	1- 2				
0- 0	0- 0	0- 0	NEUTRAL	0- 0	0- 0	0- 0				
4- 5	0- 0	0- 0	CONFERENCE	0- 1	0- 1	4- 3				
3- 1	0- 0	0- 0	HOME	0- 0	0- 0	3- 1				
1- 4	0- 0	0- 0	AWAY	0- 1	0- 1	1- 2				
0- 0	0- 0	0- 0	NEUTRAL	0- 0	0- 0	0- 0				

RPI	S	Opponent	Score	RPI	S	Opponent	Score	RPI	S	Opponent	Score	RPI	S	Opponent	Score	Team's RPI: 301
9	A	Duke	35 93					56	A	Vanderbilt	42 88	103	A	Auburn	34 75	
								66	A	Fla. Gulf Coast	53 77	115	A	Stetson	54 69	
												118	A	North Carolina	34 91	
												252	H	Norfolk St.	81 94	
												262	H	Presbyterian	64 72	
												264	H	Kennesaw St.	63 74	
												266	A	Jacksonville	72 80	
												269	A	Radford	52 85	
												275	A	North Florida	58 57	
												278	A	East Tenn. St.	64 67	
												283	H	Western Caro.	58 63	
												288	H	Belmont	61 51	
												296	A	Coastal Caro.	56 61	
												321	H	Mercer	77 56	
												326	A	UNC Asheville	73 66	
												336	H	Lipscomb	73 66	
LAST 12 Division I GAMES:																
288	H	Belmont	61 51	278	A	East Tenn. St.	64 67									
336	H	Lipscomb	73 66	283	H	Western Caro.	58 63									
275	A	North Florida	58 57	296	A	Coastal Caro.	56 61									
266	A	Jacksonville	72 80	66	A	Fla. Gulf Coast	53 77									
321	H	Mercer	77 56	115	A	Stetson	54 69									
264	H	Kennesaw St.	63 74	9	A	Duke	35 93									

Non-Div I Games: North Greenville 57 75

S.C. Upstate

Loss, Non-Conf, S Site, H Home A Away N Neutral

Average RPI Win:	273	WON-LOST	WINNING	LAST 12	STRENGTH OF	OPP. STRENGTH	TEAM	ADJ.	CONF.	ADJ CONF.
Average RPI Loss:	145	RECORD	PCT. RANK	GAMES	SCHEDULE	OF SCHEDULE	RPI	RPI	RPI	RPI
DIV. I ONLY	10- 8	130	6- 6	299	222	200	200	31	31	
DIV. I NON-CONF.	6- 5	141	2- 3	256	96	172	172	30	30	
TOTALS	RPI 1-25	RPI 26-50	W-L RECORDS	RPI 51-100	RPI 101-150	RPI 150+				
10- 8	0- 2	0- 0	OVERALL	0- 0	0- 4	10- 2				
5- 3	0- 0	0- 0	HOME	0- 0	0- 2	5- 1				
4- 4	0- 1	0- 0	AWAY	0- 0	0- 2	4- 1				
1- 1	0- 1	0- 0	NEUTRAL	0- 0	0- 0	1- 0				
6- 5	0- 2	0- 0	NON-CONFERENCE	0- 0	0- 2	6- 1				
3- 1	0- 0	0- 0	HOME	0- 0	0- 1	3- 0				
2- 3	0- 1	0- 0	AWAY	0- 0	0- 1	2- 1				
1- 1	0- 1	0- 0	NEUTRAL	0- 0	0- 0	1- 0				
4- 3	0- 0	0- 0	CONFERENCE	0- 0	0- 2	4- 1				
2- 2	0- 0	0- 0	HOME	0- 0	0- 1	2- 1				
2- 1	0- 0	0- 0	AWAY	0- 0	0- 1	2- 0				
0- 0	0- 0	0- 0	NEUTRAL	0- 0	0- 0	0- 0				

RPI 1-25				RPI 26-50				RPI 51-100				RPI 101+ Team's RPI: 200			
RPI	S	Opponent	Score	RPI	S	Opponent	Score	RPI	S	Opponent	Score	RPI	S	Opponent	Score
19	N	Georgia Tech	38 80									114	H	Eastern Ill.	70 73
23	A	DePaul	65 75									120	A	Pacific	68 78
												132	A	UT Martin	59 91
												147	H	Bradley	60 66
												155	H	Ill.-Chicago	63 57
												207	N	Georgia St.	63 49
												263	H	Ball St.	68 56
												267	A	Tennessee St.	60 50
												285	A	Southern Ill.	70 60
												286	A	IPFW	72 57
												291	A	Sacramento St.	66 80
												299	H	Valparaiso	67 64
												304	H	Tennessee Tech	62 54
												311	H	Murray St.	59 67
												328	A	Southeast Mo. St.	58 43
												337	H	Jacksonville St.	79 39
LAST 12 Division I GAMES:															
311	H	Murray St.	59 67	337	H	Jacksonville St.	79 39								
328	A	Southeast Mo. St.	58 43	207	N	Georgia St.	63 49								
267	A	Tennessee St.	60 50	19	N	Georgia Tech	38 80								
114	H	Eastern Ill.	70 73	286	A	IPFW	72 57								
132	A	UT Martin	59 91	23	A	DePaul	65 75								
304	H	Tennessee Tech	62 54	147	H	Bradley	60 66								

Non-Div I Games:

SIU Edwardsville

■ Loss,
 ■ Non-Conf,
 ■ S Site,
 ■ Home
 ■ A Away
 N Neutral

SMU

S
M
U

SMU

Page 238

Sacramento St.

Through Games Of Sunday, January 22, 2012

Average RPI Win:	248	WON-LOST	WINNING	LAST 12	STRENGTH OF	OPP. STRENGTH	TEAM	ADJ.	CONF.	ADJ CONF.
Average RPI Loss:	155	RECORD	PCT. RANK	GAMES	SCHEDULE	OF SCHEDULE	RPI	RPI	RPI	RPI
DIV. I ONLY	6- 13	259	3- 9	218	206	291	291	16	16	
DIV. I NON-CONF.	4- 8	238	1- 4	219	221	290	290	14	14	
TOTALS	RPI 1-25	RPI 26-50	W-L RECORDS	RPI 51-100	RPI 101-150	RPI 150+				
6- 13	0- 1	0- 1	OVERALL	0- 2	1- 2	5- 7				
6- 4	0- 0	0- 0	HOME	0- 0	1- 1	5- 3				
0- 9	0- 1	0- 1	AWAY	0- 2	0- 1	0- 4				
0- 0	0- 0	0- 0	NEUTRAL	0- 0	0- 0	0- 0				
4- 8	0- 1	0- 1	NON-CONFERENCE	0- 1	1- 0	3- 5				
4- 2	0- 0	0- 0	HOME	0- 0	1- 0	3- 2				
0- 6	0- 1	0- 1	AWAY	0- 1	0- 0	0- 3				
0- 0	0- 0	0- 0	NEUTRAL	0- 0	0- 0	0- 0				
2- 5	0- 0	0- 0	CONFERENCE	0- 1	0- 2	2- 2				
2- 2	0- 0	0- 0	HOME	0- 0	0- 1	2- 1				
0- 3	0- 0	0- 0	AWAY	0- 1	0- 1	0- 1				
0- 0	0- 0	0- 0	NEUTRAL	0- 0	0- 0	0- 0				

RPI 1-25				RPI 26-50				RPI 51-100				RPI 101+ Team's RPI: 291			
RPI	S	Opponent	Score	RPI	S	Opponent	Score	RPI	S	Opponent	Score	RPI	S	Opponent	Score
25	A	Oklahoma	55 117	35	A	California	61 85	62	A	Idaho St.	57 78	114	H	Eastern Ill.	89 85
								91	A	UC Davis	57 68	137	H	Montana St.	71 76
												146	A	Eastern Wash.	62 78
												154	A	Northern Colo.	58 68
												193	H	Montana	79 88
												195	H	Santa Clara	76 96
												200	H	SIU Edwardsville	80 66
												209	A	UC Irvine	75 81
												237	H	Cal St. Fullerton	64 81
												240	H	Long Beach St.	74 67
												259	A	Loyola Marymount	73 86
												268	A	San Francisco	71 86
												297	H	Northern Ariz.	91 85
												303	H	CSU Bakersfield	87 84
												332	H	Weber St.	78 60
LAST 12 Division I GAMES:															
193	H	Montana	79 88	297	H	Northern Ariz.	91 85								
137	H	Montana St.	71 76	195	H	Santa Clara	76 96								
62	A	Idaho St.	57 78	303	H	CSU Bakersfield	87 84								
146	A	Eastern Wash.	62 78	268	A	San Francisco	71 86								
154	A	Northern Colo.	58 68	209	A	UC Irvine	75 81								
332	H	Weber St.	78 60	259	A	Loyola Marymount	73 86								

Non-Div I Games: Fresno Pacific 98 87

Sacramento St.

■ Loss,
 ■ Non-Conf,
 ■ S Site,
 ■ Home
 ■ A Away
 N Neutral

Sacred Heart

Through Games Of Sunday, January 22, 2012

Average RPI Win:	231	WON-LOST	WINNING	LAST 12	STRENGTH OF	OPP. STRENGTH	TEAM	ADJ.	CONF.	ADJ CONF.
Average RPI Loss:	100	RECORD	PCT. RANK	GAMES	SCHEDULE	OF SCHEDULE	RPI	RPI	RPI	RPI
DIV. I ONLY	14- 4	31	9- 3	247	211	80	80	21	21	
DIV. I NON-CONF.	7- 4	98	2- 3	300	234	95	95	24	24	
TOTALS	RPI 1-25	RPI 26-50	W-L RECORDS	RPI 51-100	RPI 101-150	RPI 150+				
14- 4	0- 0	0- 1	OVERALL	1- 1	1- 1	12- 1				
7- 0	0- 0	0- 0	HOME	0- 0	1- 0	6- 0				
7- 4	0- 0	0- 1	AWAY	1- 1	0- 1	6- 1				
0- 0	0- 0	0- 0	NEUTRAL	0- 0	0- 0	0- 0				
7- 4	0- 0	0- 1	NON-CONFERENCE	0- 1	0- 1	7- 1				
4- 0	0- 0	0- 0	HOME	0- 0	0- 0	4- 0				
3- 4	0- 0	0- 1	AWAY	0- 1	0- 1	3- 1				
0- 0	0- 0	0- 0	NEUTRAL	0- 0	0- 0	0- 0				
7- 0	0- 0	0- 0	CONFERENCE	1- 0	1- 0	5- 0				
3- 0	0- 0	0- 0	HOME	0- 0	1- 0	2- 0				
4- 0	0- 0	0- 0	AWAY	1- 0	0- 0	3- 0				
0- 0	0- 0	0- 0	NEUTRAL	0- 0	0- 0	0- 0				

RPI S	Opponent	Score	RPI S	Opponent	Score	RPI S	Opponent	Score	RPI S	Opponent	Score
26	A St. Bonaventure	63 67	57	A Saint Joseph's	54 63	58	A Quinnipiac	74 65	110	H LIU Brooklyn	74 59
									119	A Albany (NY)	54 64
									158	A Saint Francis (PA)	85 56
									174	H Lehigh	68 51
									180	A Robert Morris	71 64
									199	A Manhattan	50 62
									215	A Central Conn. St.	53 40
									215	H Central Conn. St.	63 57
									226	H Cal Poly	89 69
									282	H Stony Brook	55 33
									308	A Siena	62 45
									317	A Saint Peter's	80 55
									322	A Colgate	78 51
									333	H Columbia	60 42
									340	H St. Francis (NY)	62 33
LAST 12 Division I GAMES:											
215	H Central Conn. St.	63 57	199	A Manhattan	50 62						
158	A Saint Francis (PA)	85 56	119	A Albany (NY)	54 64						
180	A Robert Morris	71 64	226	H Cal Poly	89 69						
340	H St. Francis (NY)	62 33	317	A Saint Peter's	80 55						
110	H LIU Brooklyn	74 59	58	A Quinnipiac	74 65						
26	A St. Bonaventure	63 67	215	A Central Conn. St.	53 40						

Non-Div I Games:

Sacred Heart

■ Loss,
 ■ Non-Conf,
 ■ S Site,
 ■ H Home
 ■ A Away
 N Neutral

Saint Francis (PA)

Through Games Of Sunday, January 22, 2012

Average RPI Win:	223	WON-LOST	WINNING	LAST 12	STRENGTH OF	OPP. STRENGTH	TEAM	ADJ.	CONF.	ADJ CONF.
Average RPI Loss:	109	RECORD	PCT. RANK	GAMES	SCHEDULE	OF SCHEDULE	RPI	RPI	RPI	RPI
DIV. I ONLY	7- 11	225	4- 8	72	216	158	158	21	21	
DIV. I NON-CONF.	3- 8	268	1- 5	104	121	170	170	24	24	
TOTALS	RPI 1-25	RPI 26-50	W-L RECORDS	RPI 51-100	RPI 101-150	RPI 150+				
7- 11	0- 0	0- 2	OVERALL	0- 4	0- 2	7- 3				
3- 4	0- 0	0- 1	HOME	0- 3	0- 0	3- 0				
4- 6	0- 0	0- 1	AWAY	0- 1	0- 2	4- 2				
0- 1	0- 0	0- 0	NEUTRAL	0- 0	0- 0	0- 1				
3- 8	0- 0	0- 2	NON-CONFERENCE	0- 2	0- 2	3- 2				
1- 2	0- 0	0- 1	HOME	0- 1	0- 0	1- 0				
2- 5	0- 0	0- 1	AWAY	0- 1	0- 2	2- 1				
0- 1	0- 0	0- 0	NEUTRAL	0- 0	0- 0	0- 1				
4- 3	0- 0	0- 0	CONFERENCE	0- 2	0- 0	4- 1				
2- 2	0- 0	0- 0	HOME	0- 2	0- 0	2- 0				
2- 1	0- 0	0- 0	AWAY	0- 0	0- 0	2- 1				
0- 0	0- 0	0- 0	NEUTRAL	0- 0	0- 0	0- 0				

RPI	S	Opponent	Score	RPI	S	Opponent	Score	RPI	S	Opponent	Score	RPI	S	Opponent	Score	Team's RPI: 158
34	A	Gonzaga	50 92	55	H	Duquesne	70 74	102	A	Syracuse	45 88					
45	H	Towson	53 59	57	A	Saint Joseph's	53 83	145	A	Pittsburgh	50 78					
				58	H	Quinnipiac	73 85	153	A	Coppin St.	69 67					
				80	H	Sacred Heart	56 85	160	A	Seattle	70 74					
								178	H	Monmouth	82 69					
								184	A	Akron	80 79					
								201	A	Bryant	52 57					
								215	A	Central Conn. St.	57 47					
								246	A	Fairleigh Dickinson	60 58					
								246	H	Fairleigh Dickinson	69 56					
								261	N	Saint Louis	63 66					
								339	H	Bucknell	70 53					
LAST 12 Division I GAMES:																
246	A	Fairleigh Dickinson	60 58	261	N	Saint Louis	63 66									
80	H	Sacred Heart	56 85	160	A	Seattle	70 74									
58	H	Quinnipiac	73 85	153	A	Coppin St.	69 67									
215	A	Central Conn. St.	57 47	57	A	Saint Joseph's	53 83									
201	A	Bryant	52 57	45	H	Towson	53 59									
34	A	Gonzaga	50 92	178	H	Monmouth	82 69									

Non-Div I Games:

Saint Francis (PA)

■ Loss,
 ■ Non-Conf,
 ■ S Site,
 ■ H Home
 ■ A Away
 N Neutral

Saint Joseph's

Through Games Of Sunday, January 22, 2012

Average RPI Win:	161	WON-LOST	WINNING	LAST 12	STRENGTH OF	OPP. STRENGTH	TEAM	ADJ.	CONF.	ADJ CONF.
Average RPI Loss:	72	RECORD	PCT. RANK	GAMES	SCHEDULE	OF SCHEDULE	RPI	RPI	RPI	RPI
DIV. I ONLY	13- 5	59	10- 2	132	35	57	57	8	8	
DIV. I NON-CONF.	10- 4	82	7- 1	89	18	39	39	8	8	
TOTALS	RPI 1-25	RPI 26-50	W-L RECORDS	RPI 51-100	RPI 101-150	RPI 150+				
13- 5	0- 3	0- 0	OVERALL	4- 1	0- 0	9- 1				
8- 1	0- 0	0- 0	HOME	3- 1	0- 0	5- 0				
4- 4	0- 3	0- 0	AWAY	1- 0	0- 0	3- 1				
1- 0	0- 0	0- 0	NEUTRAL	0- 0	0- 0	1- 0				
10- 4	0- 3	0- 0	NON-CONFERENCE	4- 0	0- 0	6- 1				
7- 0	0- 0	0- 0	HOME	3- 0	0- 0	4- 0				
2- 4	0- 3	0- 0	AWAY	1- 0	0- 0	1- 1				
1- 0	0- 0	0- 0	NEUTRAL	0- 0	0- 0	1- 0				
3- 1	0- 0	0- 0	CONFERENCE	0- 1	0- 0	3- 0				
1- 1	0- 0	0- 0	HOME	0- 1	0- 0	1- 0				
2- 0	0- 0	0- 0	AWAY	0- 0	0- 0	2- 0				
0- 0	0- 0	0- 0	NEUTRAL	0- 0	0- 0	0- 0				

RPI	S	Opponent	Score	RPI	S	Opponent	Score	RPI	S	Opponent	Score	RPI	S	Opponent	Score
6	A	Maryland	71 94					53	H	Dayton	51 65	158	H	Saint Francis (PA)	83 53
15	A	Villanova	46 52					58	A	Quinnipiac	71 54	170	H	Penn	42 34
24	A	Princeton	62 79					68	H	Drexel	59 50	174	H	Lehigh	66 48
								71	H	UCLA	64 60	186	H	Fordham	57 46
								80	H	Sacred Heart	63 54	191	H	Boston College	74 57
												194	A	Xavier	70 67
												205	A	Massachusetts	86 58
												258	A	Lafayette	65 57
												260	A	Vermont	67 80
												276	N	Dartmouth	85 48
LAST 12 Division I GAMES:															
194	A	Xavier	70 67	191	H	Boston College	74 57								
186	H	Fordham	57 46	71	H	UCLA	64 60								
170	H	Penn	42 34	158	H	Saint Francis (PA)	83 53								
53	H	Dayton	51 65	15	A	Villanova	46 52								
205	A	Massachusetts	86 58	258	A	Lafayette	65 57								
58	A	Quinnipiac	71 54	68	H	Drexel	59 50								

Non-Div I Games:

Saint Joseph's

■ Loss,
 ■ Non-Conf,
 ■ S Site,
 ■ H Home
 ■ A Away
 N Neutral

Saint Louis

Through Games Of Sunday, January 22, 2012

Average RPI Win:	260	WON-LOST	WINNING	LAST 12	STRENGTH OF	OPP. STRENGTH	TEAM	ADJ.	CONF.	ADJ CONF.
Average RPI Loss:	124	RECORD	PCT. RANK	GAMES	SCHEDULE	OF SCHEDULE	RPI	RPI	RPI	RPI
DIV. I ONLY	5- 12	274	3- 7	180	165	261	261	8	8	
DIV. I NON-CONF.	4- 9	255	2- 4	201	230	281	281	8	8	
TOTALS	RPI 1-25	RPI 26-50	W-L RECORDS	RPI 51-100	RPI 101-150	RPI 150+				
5- 12	0- 0	0- 1	OVERALL	0- 4	0- 5	5- 2				
3- 5	0- 0	0- 0	HOME	0- 1	0- 4	3- 0				
1- 6	0- 0	0- 1	AWAY	0- 2	0- 1	1- 2				
1- 1	0- 0	0- 0	NEUTRAL	0- 1	0- 0	1- 0				
4- 9	0- 0	0- 0	NON-CONFERENCE	0- 3	0- 4	4- 2				
2- 4	0- 0	0- 0	HOME	0- 1	0- 3	2- 0				
1- 4	0- 0	0- 0	AWAY	0- 1	0- 1	1- 2				
1- 1	0- 0	0- 0	NEUTRAL	0- 1	0- 0	1- 0				
1- 3	0- 0	0- 1	CONFERENCE	0- 1	0- 1	1- 0				
1- 1	0- 0	0- 0	HOME	0- 0	0- 1	1- 0				
0- 2	0- 0	0- 1	AWAY	0- 1	0- 0	0- 0				
0- 0	0- 0	0- 0	NEUTRAL	0- 0	0- 0	0- 0				

RPI 1-25				RPI 26-50				RPI 51-100				RPI 101+ Team's RPI: 261			
RPI	S	Opponent	Score	RPI	S	Opponent	Score	RPI	S	Opponent	Score	RPI	S	Opponent	Score
				26	A	St. Bonaventure	52 64	75	H	Missouri	56 68	121	H	UMKC	67 70
								92	N	Eastern Mich.	55 66	126	A	Wisconsin	46 48
								93	A	Memphis	60 63	129	H	La Salle	52 53
								94	A	Charlotte	52 61	132	H	UT Martin	55 70
												136	H	Drake	60 62
												155	A	Ill.-Chicago	60 68
												158	N	Saint Francis (PA)	66 63
												182	A	Fla. Atlantic	70 63
												311	A	Murray St.	64 78
												311	H	Murray St.	59 49
												319	H	Rhode Island	70 55
												328	H	Southeast Mo. St.	54 45
LAST 12 Division I GAMES:															
319	H	Rhode Island	70 55	121	H	UMKC	67 70								
26	A	St. Bonaventure	52 64	136	H	Drake	60 62								
94	A	Charlotte	52 61	182	A	Fla. Atlantic	70 63								
129	H	La Salle	52 53	126	A	Wisconsin	46 48								
158	N	Saint Francis (PA)	66 63	311	A	Murray St.	64 78								
92	N	Eastern Mich.	55 66	311	H	Murray St.	59 49								

Non-Div I Games: Mo.-St. Louis 73 51 Neb. Omaha 81 54

Saint Louis

Loss, Non-Conf, S Site, H Home A Away N Neutral

Saint Peter's

Through Games Of Sunday, January 22, 2012

Average RPI Win:	218	WON-LOST	WINNING	LAST 12	STRENGTH OF	OPP. STRENGTH	TEAM	ADJ.	CONF.	ADJ CONF.
Average RPI Loss:	182	RECORD	PCT. RANK	GAMES	SCHEDULE	OF SCHEDULE	RPI	RPI	RPI	RPI
DIV. I ONLY	2- 16	329	2- 10	179	314	317	317	22	22	
DIV. I NON-CONF.	0- 11	337	0- 5	211	334	318	318	19	19	
TOTALS	RPI 1-25	RPI 26-50	W-L RECORDS	RPI 51-100	RPI 101-150	RPI 150+				
2- 16	0- 0	0- 2	OVERALL	0- 2	0- 1	2- 11				
0- 8	0- 0	0- 2	HOME	0- 2	0- 1	0- 3				
2- 8	0- 0	0- 0	AWAY	0- 0	0- 0	2- 7				
0- 0	0- 0	0- 0	NEUTRAL	0- 0	0- 0	0- 0				
0- 11	0- 0	0- 1	NON-CONFERENCE	0- 2	0- 0	0- 8				
0- 5	0- 0	0- 1	HOME	0- 2	0- 0	0- 2				
0- 6	0- 0	0- 0	AWAY	0- 0	0- 0	0- 6				
0- 0	0- 0	0- 0	NEUTRAL	0- 0	0- 0	0- 0				
2- 5	0- 0	0- 1	CONFERENCE	0- 0	0- 1	2- 3				
0- 3	0- 0	0- 1	HOME	0- 0	0- 1	0- 1				
2- 2	0- 0	0- 0	AWAY	0- 0	0- 0	2- 2				
0- 0	0- 0	0- 0	NEUTRAL	0- 0	0- 0	0- 0				

RPI	S	Opponent	Score	RPI	S	Opponent	Score	RPI	S	Opponent	Score	RPI	S	Opponent	Score	Team's RPI: 317
46	H	Hofstra	52 66	80	H	Sacred Heart	55 80	125	H	Fairfield	47 59					
48	H	Marist	54 56	88	H	South Fla.	52 68	169	H	Iona	54 71					
								174	A	Lehigh	48 64					
								178	A	Monmouth	64 73					
								184	A	Akron	50 87					
								202	H	Binghamton	63 70					
								208	A	Loyola Maryland	68 51					
								211	A	Canisius	54 59					
								227	A	Rider	65 54					
								246	A	Fairleigh Dickinson	46 55					
								250	A	Niagara	52 61					
								258	H	Lafayette	50 59					
								313	A	NJIT	59 66					
								339	A	Bucknell	35 46					
LAST 12 Division I GAMES:																
169	H	Iona	54 71	48	H	Marist	54 56									
227	A	Rider	65 54	88	H	South Fla.	52 68									
208	A	Loyola Maryland	68 51	202	H	Binghamton	63 70									
250	A	Niagara	52 61	313	A	NJIT	59 66									
211	A	Canisius	54 59	46	H	Hofstra	52 66									
125	H	Fairfield	47 59	178	A	Monmouth	64 73									

Non-Div I Games:

Saint Peter's

■ Loss,
 ■ Non-Conf,
 ■ S Site,
 ■ H Home
 ■ A Away
 N Neutral

Average RPI Win:	267	WON-LOST	WINNING	LAST 12	STRENGTH OF	OPP. STRENGTH	TEAM	ADJ.	CONF.	ADJ CONF.
Average RPI Loss:	111	RECORD	PCT. RANK	GAMES	SCHEDULE	OF SCHEDULE	RPI	RPI	RPI	RPI
DIV. I ONLY	7- 7	166	7- 5	219	180	151	151	24	24	
DIV. I NON-CONF.	3- 6	238	3- 4	123	73	94	94	26	26	
TOTALS	RPI 1-25	RPI 26-50	W-L RECORDS	RPI 51-100	RPI 101-150	RPI 150+				
7- 7	0- 1	0- 1	OVERALL	0- 2	0- 0	7- 3				
4- 0	0- 0	0- 0	HOME	0- 0	0- 0	4- 0				
3- 7	0- 1	0- 1	AWAY	0- 2	0- 0	3- 3				
0- 0	0- 0	0- 0	NEUTRAL	0- 0	0- 0	0- 0				
3- 6	0- 1	0- 1	NON-CONFERENCE	0- 2	0- 0	3- 2				
2- 0	0- 0	0- 0	HOME	0- 0	0- 0	2- 0				
1- 6	0- 1	0- 1	AWAY	0- 2	0- 0	1- 2				
0- 0	0- 0	0- 0	NEUTRAL	0- 0	0- 0	0- 0				
4- 1	0- 0	0- 0	CONFERENCE	0- 0	0- 0	4- 1				
2- 0	0- 0	0- 0	HOME	0- 0	0- 0	2- 0				
2- 1	0- 0	0- 0	AWAY	0- 0	0- 0	2- 1				
0- 0	0- 0	0- 0	NEUTRAL	0- 0	0- 0	0- 0				

RPI 1-25				RPI 26-50				RPI 51-100				RPI 101+ Team's RPI: 151			
RPI	S	Opponent	Score	RPI	S	Opponent	Score	RPI	S	Opponent	Score	RPI	S	Opponent	Score
10	A	Kentucky	52 73	27	A	Kansas	59 87	56	A	Vanderbilt	56 79	168	H	South Ala.	53 50
								75	A	Missouri	48 66	173	A	TCU	49 60
												213	A	Texas St.	53 66
												222	A	Grambling	52 64
												225	H	Tex.-Pan American	64 56
												249	A	UTSA	63 50
												257	H	Nicholls St.	67 46
												310	H	Texas-Arlington	58 41
												320	A	A&M-Corpus Christi	65 56
												342	A	Houston Baptist	69 51
LAST 12 Division I GAMES:															
320	A	A&M-Corpus Christi	65 56	75	A	Missouri	48 66								
213	A	Texas St.	53 66	27	A	Kansas	59 87								
257	H	Nicholls St.	67 46	168	H	South Ala.	53 50								
310	H	Texas-Arlington	58 41	173	A	TCU	49 60								
249	A	UTSA	63 50	222	A	Grambling	52 64								
342	A	Houston Baptist	69 51	225	H	Tex.-Pan American	64 56								

Non-Div I Games: Mary Hardin-Baylor 87 53 Texas-Tyler 94 74

Sam Houston St.

Loss, Non-Conf, S Site, H Home A Away N Neutral

Average RPI Win: 260	WON-LOST	WINNING	LAST 12	STRENGTH OF	OPP. STRENGTH	TEAM	ADJ.	CONF.	ADJ CONF.
Average RPI Loss: 123	RECORD	PCT. RANK	GAMES	SCHEDULE	OF SCHEDULE	RPI	RPI	RPI	RPI
DIV. I ONLY	11- 7	104	7- 5	267	205	133	133	18	18
DIV. I NON-CONF.	5- 4	136	1- 2	239	163	117	117	22	22
TOTALS	RPI 1-25	RPI 26-50	W-L RECORDS	RPI 51-100	RPI 101-150	RPI 150+			
11- 7	0- 2	0- 1	OVERALL	0- 1	1- 0	10- 3			
5- 0	0- 0	0- 0	HOME	0- 0	0- 0	5- 0			
4- 6	0- 2	0- 1	AWAY	0- 1	1- 0	3- 2			
2- 1	0- 0	0- 0	NEUTRAL	0- 0	0- 0	2- 1			
5- 4	0- 2	0- 1	NON-CONFERENCE	0- 0	0- 0	5- 1			
2- 0	0- 0	0- 0	HOME	0- 0	0- 0	2- 0			
1- 3	0- 2	0- 1	AWAY	0- 0	0- 0	1- 0			
2- 1	0- 0	0- 0	NEUTRAL	0- 0	0- 0	2- 1			
6- 3	0- 0	0- 0	CONFERENCE	0- 1	1- 0	5- 2			
3- 0	0- 0	0- 0	HOME	0- 0	0- 0	3- 0			
3- 3	0- 0	0- 0	AWAY	0- 1	1- 0	2- 2			
0- 0	0- 0	0- 0	NEUTRAL	0- 0	0- 0	0- 0			

RPI 1-25				RPI 26-50				RPI 51-100				RPI 101+ Team's RPI: 133			
RPI	S	Opponent	Score	RPI	S	Opponent	Score	RPI	S	Opponent	Score	RPI	S	Opponent	Score
10	A	Kentucky	61 90	32	A	Florida	56 81	59	A	Chattanooga	68 74	135	A	Davidson	73 65
23	A	DePaul	57 86									171	H	Furman	71 66
												193	N	Montana	59 45
												204	A	Elon	44 69
												232	N	Western Ky.	57 58
												234	A	Col. of Charleston	60 54
												256	A	Ga. Southern	53 47
												283	H	Western Caro.	64 61
												300	A	UNC Greensboro	53 61
												304	H	Tennessee Tech	61 55
												307	H	Wofford	82 59
												312	A	Alabama St.	62 51
												328	N	Southeast Mo. St.	63 58
												337	H	Jacksonville St.	73 40
LAST 12 Division I GAMES:															
135	A	Davidson	73 65	32	A	Florida	56 81	10	A	Kentucky	61 90				
59	A	Chattanooga	68 74	283	H	Western Caro.	64 61	204	A	Elon	44 69				
307	H	Wofford	82 59	304	H	Tennessee Tech	61 55	300	A	UNC Greensboro	53 61				
171	H	Furman	71 66												
234	A	Col. of Charleston	60 54												
256	A	Ga. Southern	53 47												

Non-Div I Games:

Samford

■ Loss,
 ■ Non-Conf,
 ■ S Site,
 ■ H Home
 ■ A Away
 N Neutral

San Diego

Through Games Of Sunday, January 22, 2012

Average RPI Win:	209	WON-LOST	WINNING	LAST 12	STRENGTH OF	OPP. STRENGTH	TEAM	ADJ.	CONF.	ADJ CONF.
Average RPI Loss:	92	RECORD	PCT. RANK	GAMES	SCHEDULE	OF SCHEDULE	RPI	RPI	RPI	RPI
DIV. I ONLY	12- 5	69	8- 4	161	139	103	103	9	9	
DIV. I NON-CONF.	8- 3	74	4- 2	261	240	144	144	9	9	
TOTALS	RPI 1-25	RPI 26-50	W-L RECORDS	RPI 51-100	RPI 101-150	RPI 150+				
12- 5	0- 0	1- 3	OVERALL	0- 0	2- 1	9- 1				
7- 3	0- 0	0- 3	HOME	0- 0	1- 0	6- 0				
5- 2	0- 0	1- 0	AWAY	0- 0	1- 1	3- 1				
0- 0	0- 0	0- 0	NEUTRAL	0- 0	0- 0	0- 0				
8- 3	0- 0	0- 1	NON-CONFERENCE	0- 0	2- 1	6- 1				
5- 1	0- 0	0- 1	HOME	0- 0	1- 0	4- 0				
3- 2	0- 0	0- 0	AWAY	0- 0	1- 1	2- 1				
0- 0	0- 0	0- 0	NEUTRAL	0- 0	0- 0	0- 0				
4- 2	0- 0	1- 2	CONFERENCE	0- 0	0- 0	3- 0				
2- 2	0- 0	0- 2	HOME	0- 0	0- 0	2- 0				
2- 0	0- 0	1- 0	AWAY	0- 0	0- 0	1- 0				
0- 0	0- 0	0- 0	NEUTRAL	0- 0	0- 0	0- 0				

RPI S	Opponent	Score	RPI S	Opponent	Score	RPI S	Opponent	Score	RPI S	Opponent	Score	Team's RPI: 103
			34	H Gonzaga	44 54				116	A San Diego St.	56 45	
			39	A St. Mary's (CA)	77 60				120	H Pacific	77 57	
			44	H BYU	53 62				146	A Eastern Wash.	57 68	
			49	H Texas Tech	57 58				159	H Portland	72 66	
									160	A Seattle	82 65	
									186	A Fordham	42 44	
									195	A Santa Clara	58 41	
									226	H Cal Poly	69 52	
									259	H Loyola Marymount	80 58	
									279	H La.-Lafayette	103 44	
									303	H CSU Bakersfield	99 70	
									322	H Colgate	75 73	
									333	A Columbia	54 32	
LAST 12 Division I GAMES:												
			34	H Gonzaga	44 54		49	H Texas Tech	57 58			
			159	H Portland	72 66		303	H CSU Bakersfield	99 70			
			44	H BYU	53 62		226	H Cal Poly	69 52			
			259	H Loyola Marymount	80 58		120	H Pacific	77 57			
			195	A Santa Clara	58 41		116	A San Diego St.	56 45			
			39	A St. Mary's (CA)	77 60		186	A Fordham	42 44			

Non-Div I Games: Cal St. San Marcos 80 56

San Diego

■ Loss,
 ■ Non-Conf,
 ■ S Site,
 ■ Home
 ■ A Away
 N Neutral

Average RPI Win:	213	WON-LOST	WINNING	LAST 12	STRENGTH OF	OPP. STRENGTH	TEAM	ADJ.	CONF.	ADJ CONF.
Average RPI Loss:	97	RECORD	PCT. RANK	GAMES	SCHEDULE	OF SCHEDULE	RPI	RPI	RPI	RPI
DIV. I ONLY	14- 4	31	10- 2	306	73	116	116	23	23	
DIV. I NON-CONF.	10- 4	82	6- 2	316	23	116	116	25	25	
TOTALS	RPI 1-25	RPI 26-50	W-L RECORDS	RPI 51-100	RPI 101-150	RPI 150+				
14- 4	1- 0	0- 0	OVERALL	2- 2	0- 1	11- 1				
8- 1	0- 0	0- 0	HOME	1- 0	0- 1	7- 0				
5- 2	0- 0	0- 0	AWAY	1- 2	0- 0	4- 0				
1- 1	1- 0	0- 0	NEUTRAL	0- 0	0- 0	0- 1				
10- 4	1- 0	0- 0	NON-CONFERENCE	1- 2	0- 1	8- 1				
6- 1	0- 0	0- 0	HOME	1- 0	0- 1	5- 0				
3- 2	0- 0	0- 0	AWAY	0- 2	0- 0	3- 0				
1- 1	1- 0	0- 0	NEUTRAL	0- 0	0- 0	0- 1				
4- 0	0- 0	0- 0	CONFERENCE	1- 0	0- 0	3- 0				
2- 0	0- 0	0- 0	HOME	0- 0	0- 0	2- 0				
2- 0	0- 0	0- 0	AWAY	1- 0	0- 0	1- 0				
0- 0	0- 0	0- 0	NEUTRAL	0- 0	0- 0	0- 0				

RPI 1-25				RPI 26-50				RPI 51-100				RPI 101+				Team's RPI: 116	
RPI	S	Opponent	Score	RPI	S	Opponent	Score	RPI	S	Opponent	Score	RPI	S	Opponent	Score		
23	N	DePaul	82 74					54	A	Washington St.	50 65	103	H	San Diego	45 56		
								71	A	UCLA	71 78	159	N	Portland	58 59		
								90	A	UNLV	66 62	170	H	Penn	51 37		
								97	H	Washington	63 51	173	H	TCU	61 46		
												209	A	UC Irvine	76 57		
												223	A	Hawaii	71 44		
												226	H	Cal Poly	79 78		
												264	H	Longwood	79 37		
												290	H	New Mexico	77 47		
												300	H	UNC Greensboro	57 29		
												302	A	Air Force	75 62		
												303	A	CSU Bakersfield	74 60		
												305	H	Ark.-Pine Bluff	86 43		
LAST 12 Division I GAMES:																	
				302	A	Air Force	75 62					170	H	Penn	51 37		
				290	H	New Mexico	77 47					300	H	UNC Greensboro	57 29		
				90	A	UNLV	66 62					226	H	Cal Poly	79 78		
				173	H	TCU	61 46					209	A	UC Irvine	76 57		
				303	A	CSU Bakersfield	74 60					103	H	San Diego	45 56		
				264	H	Longwood	79 37					54	A	Washington St.	50 65		

Non-Div I Games:

San Diego St.

San Francisco

Through Games Of Sunday, January 22, 2012

Average RPI Win:	280	WON-LOST	WINNING	LAST 12	STRENGTH OF	OPP. STRENGTH	TEAM	ADJ.	CONF.	ADJ CONF.
Average RPI Loss:	139	RECORD	PCT. RANK	GAMES	SCHEDULE	OF SCHEDULE	RPI	RPI	RPI	RPI
DIV. I ONLY	3- 17	320	2- 10	126	164	268	268	9	9	
DIV. I NON-CONF.	2- 11	308	1- 4	181	265	303	303	9	9	
TOTALS	RPI 1-25	RPI 26-50	W-L RECORDS	RPI 51-100	RPI 101-150	RPI 150+				
3- 17	0- 0	0- 4	OVERALL	0- 2	0- 2	3- 9				
1- 7	0- 0	0- 2	HOME	0- 0	0- 1	1- 4				
2- 9	0- 0	0- 2	AWAY	0- 2	0- 1	2- 4				
0- 1	0- 0	0- 0	NEUTRAL	0- 0	0- 0	0- 1				
2- 11	0- 0	0- 1	NON-CONFERENCE	0- 2	0- 0	2- 8				
1- 5	0- 0	0- 1	HOME	0- 0	0- 0	1- 4				
1- 5	0- 0	0- 0	AWAY	0- 2	0- 0	1- 3				
0- 1	0- 0	0- 0	NEUTRAL	0- 0	0- 0	0- 1				
1- 6	0- 0	0- 3	CONFERENCE	0- 0	0- 2	1- 1				
0- 2	0- 0	0- 1	HOME	0- 0	0- 1	0- 0				
1- 4	0- 0	0- 2	AWAY	0- 0	0- 1	1- 1				
0- 0	0- 0	0- 0	NEUTRAL	0- 0	0- 0	0- 0				

RPI S	Opponent	Score	RPI S	Opponent	Score	RPI S	Opponent	Score	RPI S	Opponent	Score	Team's RPI: 268
32	H Florida	68 91	89	A Colorado	66 84	134	A Pepperdine	64 77				
34	A Gonzaga	52 87	91	A UC Davis	50 64	134	H Pepperdine	69 85				
39	A St. Mary's (CA)	42 64				154	H Northern Colo.	81 85				
44	H BYU	67 76				159	A Portland	76 78				
						160	A Seattle	56 74				
						176	H Cal St. Northridge	59 67				
						188	A UC Santa Barbara	41 60				
						217	N Loyola Chicago	63 65				
						226	H Cal Poly	66 82				
						237	H Cal St. Fullerton	50 55				
						247	A Ohio	53 63				
						259	A Loyola Marymount	61 59				
						289	A San Jose St.	88 77				
						291	H Sacramento St.	86 71				
LAST 12 Division I GAMES:												
134	A Pepperdine	64 77	134	H Pepperdine	69 85							
159	A Portland	76 78	237	H Cal St. Fullerton	50 55							
34	A Gonzaga	52 87	291	H Sacramento St.	86 71							
44	H BYU	67 76	247	A Ohio	53 63							
39	A St. Mary's (CA)	42 64	32	H Florida	68 91							
259	A Loyola Marymount	61 59	188	A UC Santa Barbara	41 60							

Non-Div I Games:

San Francisco

Loss, Non-Conf, S Site, H Home A Away N Neutral

Average RPI Win:	272	WON-LOST	WINNING	LAST 12	STRENGTH OF	OPP. STRENGTH	TEAM	ADJ.	CONF.	ADJ CONF.
Average RPI Loss:	190	RECORD	PCT. RANK	GAMES	SCHEDULE	OF SCHEDULE	RPI	RPI	RPI	RPI
DIV. I ONLY	7- 11	225	7- 5	304	297	289	289	25	25	
DIV. I NON-CONF.	5- 10	238	5- 4	280	319	283	283	28	28	
TOTALS	RPI 1-25	RPI 26-50	W-L RECORDS	RPI 51-100	RPI 101-150	RPI 150+				
7- 11	0- 0	0- 0	OVERALL	0- 2	0- 2	7- 7				
4- 5	0- 0	0- 0	HOME	0- 0	0- 1	4- 4				
3- 5	0- 0	0- 0	AWAY	0- 2	0- 0	3- 3				
0- 1	0- 0	0- 0	NEUTRAL	0- 0	0- 1	0- 0				
5- 10	0- 0	0- 0	NON-CONFERENCE	0- 2	0- 2	5- 6				
2- 4	0- 0	0- 0	HOME	0- 0	0- 1	2- 3				
3- 5	0- 0	0- 0	AWAY	0- 2	0- 0	3- 3				
0- 1	0- 0	0- 0	NEUTRAL	0- 0	0- 1	0- 0				
2- 1	0- 0	0- 0	CONFERENCE	0- 0	0- 0	2- 1				
2- 1	0- 0	0- 0	HOME	0- 0	0- 0	2- 1				
0- 0	0- 0	0- 0	AWAY	0- 0	0- 0	0- 0				
0- 0	0- 0	0- 0	NEUTRAL	0- 0	0- 0	0- 0				

RPI 1-25				RPI 26-50				RPI 51-100				RPI 101+				Team's RPI: 289	
RPI	S	Opponent	Score	RPI	S	Opponent	Score	RPI	S	Opponent	Score	RPI	S	Opponent	Score		
								90	A	UNLV	41	78	114	H	Eastern Ill.	71	93
								91	A	UC Davis	60	80	149	N	American	46	49
													176	A	Cal St. Northridge	55	85
													195	A	Santa Clara	74	53
													196	H	Brown	47	61
													206	H	Louisiana Tech	64	70
													223	H	Hawaii	83	67
													226	A	Cal Poly	55	71
													237	H	Cal St. Fullerton	65	81
													268	H	San Francisco	77	88
													270	A	Southern Utah	70	68
													293	A	Utah Valley	57	45
													297	H	Northern Ariz.	74	64
													302	H	Air Force	68	53
													323	H	New Mexico St.	67	62
													332	A	Weber St.	67	69
LAST 12 Division I GAMES:																	
				206	H	Louisiana Tech	64	70				237	H	Cal St. Fullerton	65	81	
				323	H	New Mexico St.	67	62				302	H	Air Force	68	53	
				223	H	Hawaii	83	67				195	A	Santa Clara	74	53	
				293	A	Utah Valley	57	45				176	A	Cal St. Northridge	55	85	
				270	A	Southern Utah	70	68				332	A	Weber St.	67	69	
				196	H	Brown	47	61				297	H	Northern Ariz.	74	64	

Non-Div I Games:

San Jose St.

Santa Clara

Through Games Of Sunday, January 22, 2012

Average RPI Win:	211	WON-LOST	WINNING	LAST 12	STRENGTH OF	OPP. STRENGTH	TEAM	ADJ.	CONF.	ADJ CONF.
Average RPI Loss:	131	RECORD	PCT. RANK	GAMES	SCHEDULE	OF SCHEDULE	RPI	RPI	RPI	RPI
DIV. I ONLY	8- 11	215	2- 10	134	148	195	195	9	9	
DIV. I NON-CONF.	7- 6	153	1- 5	134	224	208	208	9	9	
TOTALS	RPI 1-25	RPI 26-50	W-L RECORDS	RPI 51-100	RPI 101-150	RPI 150+				
8- 11	0- 1	0- 2	OVERALL	1- 1	0- 3	7- 4				
6- 5	0- 1	0- 1	HOME	1- 0	0- 2	5- 1				
2- 6	0- 0	0- 1	AWAY	0- 1	0- 1	2- 3				
0- 0	0- 0	0- 0	NEUTRAL	0- 0	0- 0	0- 0				
7- 6	0- 1	0- 1	NON-CONFERENCE	1- 1	0- 0	6- 3				
5- 2	0- 1	0- 0	HOME	1- 0	0- 0	4- 1				
2- 4	0- 0	0- 1	AWAY	0- 1	0- 0	2- 2				
0- 0	0- 0	0- 0	NEUTRAL	0- 0	0- 0	0- 0				
1- 5	0- 0	0- 1	CONFERENCE	0- 0	0- 3	1- 1				
1- 3	0- 0	0- 1	HOME	0- 0	0- 2	1- 0				
0- 2	0- 0	0- 0	AWAY	0- 0	0- 1	0- 1				
0- 0	0- 0	0- 0	NEUTRAL	0- 0	0- 0	0- 0				

RPI 1-25				RPI 26-50				RPI 51-100				RPI 101+ Team's RPI: 195			
RPI	S	Opponent	Score	RPI	S	Opponent	Score	RPI	S	Opponent	Score	RPI	S	Opponent	Score
24	H	Princeton	61 77	34	H	Gonzaga	68 81	63	A	Fresno St.	71 83	103	H	San Diego	41 58
				35	A	California	58 75	91	H	UC Davis	81 78	134	A	Pepperdine	57 67
												134	H	Pepperdine	56 62
												154	H	Northern Colo.	71 37
												159	H	Portland	78 63
												160	A	Seattle	62 80
												176	A	Cal St. Northridge	90 72
												209	A	UC Irvine	82 88
												240	H	Long Beach St.	73 63
												259	A	Loyola Marymount	54 64
												270	H	Southern Utah	79 78
												289	H	San Jose St.	53 74
												291	A	Sacramento St.	96 76
												303	H	CSU Bakersfield	93 87
LAST 12 Division I GAMES:															
259	A	Loyola Marymount	54 64	291	A	Sacramento St.	96 76								
34	H	Gonzaga	68 81	24	H	Princeton	61 77								
134	A	Pepperdine	57 67	289	H	San Jose St.	53 74								
103	H	San Diego	41 58	160	A	Seattle	62 80								
159	H	Portland	78 63	35	A	California	58 75								
134	H	Pepperdine	56 62	209	A	UC Irvine	82 88								

Non-Div I Games:

Santa Clara

Loss, Non-Conf, S Site, H Home A Away N Neutral

Average RPI Win:	261	WON-LOST	WINNING	LAST 12	STRENGTH OF	OPP. STRENGTH	TEAM	ADJ.	CONF.	ADJ CONF.
Average RPI Loss:	157	RECORD	PCT. RANK	GAMES	SCHEDULE	OF SCHEDULE	RPI	RPI	RPI	RPI
DIV. I ONLY	5- 11	266	3- 9	158	302	244	244	26	26	
DIV. I NON-CONF.	3- 6	238	1- 4	90	275	216	216	23	23	
TOTALS	RPI 1-25	RPI 26-50	W-L RECORDS	RPI 51-100	RPI 101-150	RPI 150+				
5- 11	0- 0	0- 2	OVERALL	0- 2	0- 2	5- 5				
4- 2	0- 0	0- 0	HOME	0- 1	0- 0	4- 1				
1- 9	0- 0	0- 2	AWAY	0- 1	0- 2	1- 4				
0- 0	0- 0	0- 0	NEUTRAL	0- 0	0- 0	0- 0				
3- 6	0- 0	0- 2	NON-CONFERENCE	0- 1	0- 1	3- 2				
2- 1	0- 0	0- 0	HOME	0- 1	0- 0	2- 0				
1- 5	0- 0	0- 2	AWAY	0- 0	0- 1	1- 2				
0- 0	0- 0	0- 0	NEUTRAL	0- 0	0- 0	0- 0				
2- 5	0- 0	0- 0	CONFERENCE	0- 1	0- 1	2- 3				
2- 1	0- 0	0- 0	HOME	0- 0	0- 0	2- 1				
0- 4	0- 0	0- 0	AWAY	0- 1	0- 1	0- 2				
0- 0	0- 0	0- 0	NEUTRAL	0- 0	0- 0	0- 0				

RPI S	Opponent	Score	RPI S	Opponent	Score	RPI S	Opponent	Score	RPI S	Opponent	Score	Team's RPI: 244
33	A Nebraska	50 70	65	A Hampton	40 59	118	A North Carolina	21 74				
41	A South Carolina	39 65	98	H Mississippi St.	42 56	148	A Florida A&M	50 55				
						153	H Coppin St.	45 71				
						181	A UCF	48 62				
						231	H South Carolina St.	76 65				
						252	A Norfolk St.	49 54				
						255	H Morgan St.	69 60				
						266	H Jacksonville	67 64				
						275	A North Florida	64 61				
						279	H La.-Lafayette	41 36				
						312	A Alabama St.	45 47				
						325	A Bethune-Cookman	54 58				
LAST 12 Division I GAMES:												
231	H South Carolina St.	76 65	41	A South Carolina	39 65							
325	A Bethune-Cookman	54 58	312	A Alabama St.	45 47							
148	A Florida A&M	50 55	279	H La.-Lafayette	41 36							
255	H Morgan St.	69 60	181	A UCF	48 62							
153	H Coppin St.	45 71	65	A Hampton	40 59							
118	A North Carolina	21 74	252	A Norfolk St.	49 54							

Non-Div I Games: Paine 55 38 Columbia (SC) 68 35

Savannah St.

Loss, Non-Conf, S Site, H Home A Away N Neutral

Average RPI Win:	218	WON-LOST	WINNING	LAST 12	STRENGTH OF	OPP. STRENGTH	TEAM	ADJ.	CONF.	ADJ CONF.
Average RPI Loss:	107	RECORD	PCT. RANK	GAMES	SCHEDULE	OF SCHEDULE	RPI	RPI	RPI	RPI
DIV. I ONLY	12- 8	113	8- 4	198	135	160	160	28	28	
DIV. I NON-CONF.	12- 8	116	8- 4	208	154	162	162	32	32	
TOTALS	RPI 1-25	RPI 26-50	W-L RECORDS	RPI 51-100	RPI 101-150	RPI 150+				
12- 8	0- 0	0- 1	OVERALL	1- 3	0- 2	11- 2				
9- 4	0- 0	0- 1	HOME	1- 1	0- 1	8- 1				
3- 4	0- 0	0- 0	AWAY	0- 2	0- 1	3- 1				
0- 0	0- 0	0- 0	NEUTRAL	0- 0	0- 0	0- 0				
12- 8	0- 0	0- 1	NON-CONFERENCE	1- 3	0- 2	11- 2				
9- 4	0- 0	0- 1	HOME	1- 1	0- 1	8- 1				
3- 4	0- 0	0- 0	AWAY	0- 2	0- 1	3- 1				
0- 0	0- 0	0- 0	NEUTRAL	0- 0	0- 0	0- 0				
0- 0	0- 0	0- 0	CONFERENCE	0- 0	0- 0	0- 0				
0- 0	0- 0	0- 0	HOME	0- 0	0- 0	0- 0				
0- 0	0- 0	0- 0	AWAY	0- 0	0- 0	0- 0				
0- 0	0- 0	0- 0	NEUTRAL	0- 0	0- 0	0- 0				

RPI	S	Opponent	Score	RPI	S	Opponent	Score	RPI	S	Opponent	Score	RPI	S	Opponent	Score	Team's RPI: 160
39	H	St. Mary's (CA)	70 71	63	A	Fresno St.	61 71	103	H	San Diego	65 82	120	A	Pacific	79 81	
				91	H	UC Davis	62 66	156	A	UALR	63 72	158	H	Saint Francis (PA)	74 70	
				92	H	Eastern Mich.	75 72	159	H	Portland	69 55	184	H	Akron	74 85	
				97	A	Washington	53 72	188	H	UC Santa Barbara	60 55	195	H	Santa Clara	80 62	
								209	A	UC Irvine	86 58	212	H	Colorado St.	61 43	
								240	H	Long Beach St.	78 49	244	A	Boise St.	89 80	
								268	H	San Francisco	74 56	324	A	Idaho	80 72	
								329	H	Chicago St.	80 38					
LAST 12 Division I GAMES:																
209	A	UC Irvine	86 58	92	H	Eastern Mich.	75 72	158	H	Saint Francis (PA)	74 70	156	A	UALR	63 72	
120	A	Pacific	79 81	39	H	St. Mary's (CA)	70 71	195	H	Santa Clara	80 62	159	H	Portland	69 55	
329	H	Chicago St.	80 38	63	A	Fresno St.	61 71	156	A	UALR	63 72	158	H	Saint Francis (PA)	74 70	
63	A	Fresno St.	61 71	39	H	St. Mary's (CA)	70 71	156	A	UALR	63 72	158	H	Saint Francis (PA)	74 70	
212	H	Colorado St.	61 43	92	H	Eastern Mich.	75 72	156	A	UALR	63 72	158	H	Saint Francis (PA)	74 70	
324	A	Idaho	80 72	97	A	Washington	53 72	156	A	UALR	63 72	158	H	Saint Francis (PA)	74 70	

Non-Div I Games:

Seattle

Seton Hall

Through Games Of Sunday, January 22, 2012

Average RPI Win: 188	WON-LOST	WINNING	LAST 12	STRENGTH OF	OPP. STRENGTH	TEAM	ADJ.	CONF.	ADJ CONF.
Average RPI Loss: 79	RECORD	PCT. RANK	GAMES	SCHEDULE	OF SCHEDULE	RPI	RPI	RPI	RPI
DIV. I ONLY	7- 13	245	2- 10	23	93	142	142	2	2
DIV. I NON-CONF.	7- 7	160	2- 4	49	187	177	177	2	2
TOTALS	RPI 1-25	RPI 26-50	W-L RECORDS	RPI 51-100	RPI 101-150	RPI 150+			
7- 13	0- 3	0- 1	OVERALL	2- 5	0- 2	5- 2			
3- 8	0- 3	0- 0	HOME	2- 2	0- 2	1- 1			
2- 4	0- 0	0- 1	AWAY	0- 2	0- 0	2- 0			
2- 1	0- 0	0- 0	NEUTRAL	0- 0	0- 0	2- 1			
7- 7	0- 1	0- 1	NON-CONFERENCE	2- 2	0- 1	5- 2			
3- 4	0- 1	0- 0	HOME	2- 1	0- 1	1- 1			
2- 2	0- 0	0- 1	AWAY	0- 1	0- 0	2- 0			
2- 1	0- 0	0- 0	NEUTRAL	0- 0	0- 0	2- 1			
0- 6	0- 2	0- 0	CONFERENCE	0- 3	0- 1	0- 0			
0- 4	0- 2	0- 0	HOME	0- 1	0- 1	0- 0			
0- 2	0- 0	0- 0	AWAY	0- 2	0- 0	0- 0			
0- 0	0- 0	0- 0	NEUTRAL	0- 0	0- 0	0- 0			

RPI 1-25				RPI 26-50				RPI 51-100				RPI 101+ Team's RPI: 142			
RPI	S	Opponent	Score	RPI	S	Opponent	Score	RPI	S	Opponent	Score	RPI	S	Opponent	Score
3	H	Connecticut	37 70	46	A	Hofstra	74 94	61	A	West Virginia	63 79	102	H	Syracuse	66 70
5	H	Notre Dame	36 74					66	H	Fla. Gulf Coast	57 51	106	H	Wake Forest	44 60
16	H	Michigan	47 51					68	H	Drexel	77 64	167	H	William & Mary	54 61
								81	H	Howard	44 63	177	N	Alabama	56 62
								85	A	Marquette	60 69	203	A	New Hampshire	61 38
								88	H	South Fla.	49 68	206	N	Louisiana Tech	72 69
								93	A	Memphis	73 82	214	N	Old Dominion	60 49
												274	A	Army	53 50
												282	H	Stony Brook	65 30
LAST 12 Division I GAMES:															
102	H	Syracuse	66 70	81	H	Howard	44 63								
88	H	South Fla.	49 68	167	H	William & Mary	54 61								
61	A	West Virginia	63 79	282	H	Stony Brook	65 30								
85	A	Marquette	60 69	68	H	Drexel	77 64								
5	H	Notre Dame	36 74	3	H	Connecticut	37 70								
93	A	Memphis	73 82	106	H	Wake Forest	44 60								

Non-Div I Games:

Seton Hall

■ Loss,
 ■ Non-Conf,
 ■ S Site,
 ■ H Home
 ■ A Away
 N Neutral

Average RPI Win: 265	WON-LOST	WINNING	LAST 12	STRENGTH OF	OPP. STRENGTH	TEAM	ADJ.	CONF.	ADJ CONF.
Average RPI Loss: 179	RECORD	PCT. RANK	GAMES	SCHEDULE	OF SCHEDULE	RPI	RPI	RPI	RPI
DIV. I ONLY	5- 12	274	4- 8	287	300	308	308	22	22
DIV. I NON-CONF.	2- 7	288	1- 3	317	287	321	321	19	19
<hr/>									
TOTALS	RPI 1-25	RPI 26-50	W-L RECORDS	RPI 51-100	RPI 101-150	RPI 150+			
5- 12	0- 0	0- 0	OVERALL	0- 1	0- 3	5- 8			
3- 6	0- 0	0- 0	HOME	0- 1	0- 2	3- 3			
2- 6	0- 0	0- 0	AWAY	0- 0	0- 1	2- 5			
0- 0	0- 0	0- 0	NEUTRAL	0- 0	0- 0	0- 0			
2- 7	0- 0	0- 0	NON-CONFERENCE	0- 1	0- 1	2- 5			
1- 4	0- 0	0- 0	HOME	0- 1	0- 1	1- 2			
1- 3	0- 0	0- 0	AWAY	0- 0	0- 0	1- 3			
0- 0	0- 0	0- 0	NEUTRAL	0- 0	0- 0	0- 0			
3- 5	0- 0	0- 0	CONFERENCE	0- 0	0- 2	3- 3			
2- 2	0- 0	0- 0	HOME	0- 0	0- 1	2- 1			
1- 3	0- 0	0- 0	AWAY	0- 0	0- 1	1- 2			
0- 0	0- 0	0- 0	NEUTRAL	0- 0	0- 0	0- 0			

RPI 1-25				RPI 26-50				RPI 51-100				RPI 101+ Team's RPI: 308					
RPI	S	Opponent	Score	RPI	S	Opponent	Score	RPI	S	Opponent	Score	RPI	S	Opponent	Score		
								80	H	Sacred Heart	45	62	119	H	Albany (NY)	48	72
												125	A	Fairfield	48	52	
												125	H	Fairfield	49	68	
												169	A	Iona	71	87	
												202	H	Binghamton	70	80	
												205	H	Massachusetts	53	58	
												208	A	Loyola Maryland	45	55	
												208	H	Loyola Maryland	54	67	
												210	A	Navy	50	61	
												211	H	Canisius	67	61	
												215	A	Central Conn. St.	47	51	
												227	A	Rider	67	56	
												250	H	Niagara	62	49	
												284	A	N.C. A&T	53	67	
												318	A	Maine	78	51	
												319	H	Rhode Island	73	65	
LAST 12 Division I GAMES:																	
				227	A	Rider	67	56				169	A	Iona	71	87	
				125	H	Fairfield	49	68				211	H	Canisius	67	61	
				208	A	Loyola Maryland	45	55				318	A	Maine	78	51	
				250	H	Niagara	62	49				205	H	Massachusetts	53	58	
				125	A	Fairfield	48	52				215	A	Central Conn. St.	47	51	
				208	H	Loyola Maryland	54	67				210	A	Navy	50	61	

Non-Div I Games:

Siena

Average RPI Win: 224	WON-LOST	WINNING	LAST 12	STRENGTH OF	OPP. STRENGTH	TEAM	ADJ.	CONF.	ADJ CONF.
Average RPI Loss: 153	RECORD	PCT. RANK	GAMES	SCHEDULE	OF SCHEDULE	RPI	RPI	RPI	RPI
DIV. I ONLY	9- 8	151	4- 6	214	210	168	168	19	19
DIV. I NON-CONF.	5- 5	160	0- 3	288	207	201	201	15	15
TOTALS	RPI 1-25	RPI 26-50	W-L RECORDS	RPI 51-100	RPI 101-150	RPI 150+			
9- 8	0- 0	0- 2	OVERALL	0- 1	2- 0	7- 5			
5- 2	0- 0	0- 1	HOME	0- 0	1- 0	4- 1			
3- 6	0- 0	0- 1	AWAY	0- 1	0- 0	3- 4			
1- 0	0- 0	0- 0	NEUTRAL	0- 0	1- 0	0- 0			
5- 5	0- 0	0- 0	NON-CONFERENCE	0- 1	1- 0	4- 4			
3- 0	0- 0	0- 0	HOME	0- 0	0- 0	3- 0			
1- 5	0- 0	0- 0	AWAY	0- 1	0- 0	1- 4			
1- 0	0- 0	0- 0	NEUTRAL	0- 0	1- 0	0- 0			
4- 3	0- 0	0- 2	CONFERENCE	0- 0	1- 0	3- 1			
2- 2	0- 0	0- 1	HOME	0- 0	1- 0	1- 1			
2- 1	0- 0	0- 1	AWAY	0- 0	0- 0	2- 0			
0- 0	0- 0	0- 0	NEUTRAL	0- 0	0- 0	0- 0			

RPI S	Opponent	Score	RPI S	Opponent	Score	RPI S	Opponent	Score	RPI S	Opponent	Score	Team's RPI: 168
47	A Middle Tenn.	39 60	47	H Middle Tenn.	53 60	98	A Mississippi St.	47 63	117	N Utah	61 53	
									127	H Denver	57 51	
									151	A Sam Houston St.	50 53	
									157	H FIU	48 50	
									162	A Ole Miss	45 54	
									164	H North Texas	69 60	
									181	H UCF	89 76	
									248	H Southern U.	57 44	
									249	A UTSA	54 42	
									267	A Tennessee St.	69 74	
									279	A La.-Lafayette	72 68	
									292	A Southern Miss.	62 67	
									309	H Northwestern St.	64 51	
									338	A Troy	53 46	
LAST 12 Division I GAMES:												
47	H Middle Tenn.	53 60	47	A Middle Tenn.	39 60							
157	H FIU	48 50	151	A Sam Houston St.	50 53							
338	A Troy	53 46	292	A Southern Miss.	62 67							
279	A La.-Lafayette	72 68	267	A Tennessee St.	69 74							
127	H Denver	57 51	98	A Mississippi St.	47 63							
164	H North Texas	69 60	117	N Utah	61 53							

Non-Div I Games: Talladega 57 52 Spring Hill 97 46

South Ala.

Loss, Non-Conf, S Site, H Home A Away N Neutral

South Carolina

Average RPI Win: 162	WON-LOST	WINNING	LAST 12	STRENGTH OF	OPP. STRENGTH	TEAM	ADJ.	CONF.	ADJ CONF.
Average RPI Loss: 45	RECORD	PCT. RANK	GAMES	SCHEDULE	OF SCHEDULE	RPI	RPI	RPI	RPI
DIV. I ONLY	15- 5	43	9- 3	83	47	41	41	3	3
DIV. I NON-CONF.	11- 2	24	5- 0	235	82	81	81	5	5

TOTALS	RPI 1-25	RPI 26-50	W-L RECORDS	RPI 51-100	RPI 101-150	RPI 150+
15- 5	0- 1	1- 2	OVERALL	3- 1	2- 1	9- 0
8- 2	0- 1	0- 1	HOME	1- 0	0- 0	7- 0
6- 3	0- 0	1- 1	AWAY	2- 1	1- 1	2- 0
1- 0	0- 0	0- 0	NEUTRAL	0- 0	1- 0	0- 0
11- 2	0- 0	0- 1	NON-CONFERENCE	1- 1	2- 0	8- 0
6- 1	0- 0	0- 1	HOME	0- 0	0- 0	6- 0
4- 1	0- 0	0- 0	AWAY	1- 1	1- 0	2- 0
1- 0	0- 0	0- 0	NEUTRAL	0- 0	1- 0	0- 0
4- 3	0- 1	1- 1	CONFERENCE	2- 0	0- 1	1- 0
2- 1	0- 1	0- 0	HOME	1- 0	0- 0	1- 0
2- 2	0- 0	1- 1	AWAY	1- 0	0- 1	0- 0
0- 0	0- 0	0- 0	NEUTRAL	0- 0	0- 0	0- 0

RPI 1-25	RPI 26-50	Team's RPI: 41	RPI 51-100	RPI 101+
RPI S Opponent Score	RPI S Opponent Score		RPI S Opponent Score	RPI S Opponent Score
10 H Kentucky 58 66	29 A LSU 48 58		52 A North Carolina St. 53 55	103 A Auburn 49 53
	30 H Penn St. 50 55		56 A Vanderbilt 65 60	107 A Illinois 71 52
	32 A Florida 49 44		56 H Vanderbilt 65 55	118 N North Carolina 79 48
			68 A Drexel 62 58	171 H Furman 72 33
				177 H Alabama 68 42
				194 A Xavier 67 56
				231 H South Carolina St. 66 21
				234 H Col. of Charleston 59 40
				239 H Alabama A&M 60 53
				243 A Clemson 65 48
				244 H Savannah St. 65 39
				262 H Presbyterian 52 24
LAST 12 Division I GAMES:				
56 A Vanderbilt 65 60	177 H Alabama 68 42			
103 A Auburn 49 53	68 A Drexel 62 58			
10 H Kentucky 58 66	244 H Savannah St. 65 39			
29 A LSU 48 58	118 N North Carolina 79 48			
32 A Florida 49 44	231 H South Carolina St. 66 21			
56 H Vanderbilt 65 55	171 H Furman 72 33			

Non-Div I Games:

South Carolina

Loss, Non-Conf, S Site, H Home A Away N Neutral

Average RPI Win:	281	WON-LOST	WINNING	LAST 12	STRENGTH OF	OPP. STRENGTH	TEAM	ADJ.	CONF.	ADJ CONF.
Average RPI Loss:	166	RECORD	PCT. RANK	GAMES	SCHEDULE	OF SCHEDULE	RPI	RPI	RPI	RPI
DIV. I ONLY	6- 10	233	5- 6	210	324	231	231	26	26	
DIV. I NON-CONF.	3- 6	238	2- 3	198	324	221	221	23	23	
TOTALS	RPI 1-25	RPI 26-50	W-L RECORDS	RPI 51-100	RPI 101-150	RPI 150+				
6- 10	0- 1	0- 1	OVERALL	0- 1	0- 1	6- 6				
3- 2	0- 0	0- 0	HOME	0- 0	0- 0	3- 2				
2- 8	0- 1	0- 1	AWAY	0- 1	0- 1	2- 4				
1- 0	0- 0	0- 0	NEUTRAL	0- 0	0- 0	1- 0				
3- 6	0- 1	0- 1	NON-CONFERENCE	0- 0	0- 0	3- 4				
2- 1	0- 0	0- 0	HOME	0- 0	0- 0	2- 1				
0- 5	0- 1	0- 1	AWAY	0- 0	0- 0	0- 3				
1- 0	0- 0	0- 0	NEUTRAL	0- 0	0- 0	1- 0				
3- 4	0- 0	0- 0	CONFERENCE	0- 1	0- 1	3- 2				
1- 1	0- 0	0- 0	HOME	0- 0	0- 0	1- 1				
2- 3	0- 0	0- 0	AWAY	0- 1	0- 1	2- 1				
0- 0	0- 0	0- 0	NEUTRAL	0- 0	0- 0	0- 0				

RPI 1-25				RPI 26-50				RPI 51-100				RPI 101+ Team's RPI: 231			
RPI	S	Opponent	Score	RPI	S	Opponent	Score	RPI	S	Opponent	Score	RPI	S	Opponent	Score
21	A	Georgia	48 85	41	A	South Carolina	21 66	65	A	Hampton	41 73	148	A	Florida A&M	62 79
												153	H	Coppin St.	39 57
												216	A	Winthrop	59 67
												229	H	Charleston So.	68 65
												243	A	Clemson	38 83
												244	A	Savannah St.	65 76
												252	A	Norfolk St.	75 69
												255	H	Morgan St.	84 71
												262	H	Presbyterian	50 53
												266	A	Jacksonville	67 68
												296	N	Coastal Caro.	61 59
												325	A	Bethune-Cookman	71 60
												326	H	UNC Asheville	92 82
LAST 12 Division I GAMES:															
244	A	Savannah St.	65 76	326	H	UNC Asheville	92 82								
148	A	Florida A&M	62 79	296	N	Coastal Caro.	61 59								
325	A	Bethune-Cookman	71 60	41	A	South Carolina	21 66								
153	H	Coppin St.	39 57	216	A	Winthrop	59 67								
255	H	Morgan St.	84 71	252	A	Norfolk St.	75 69								
266	A	Jacksonville	67 68	65	A	Hampton	41 73								

Non-Div I Games: Claflin 76 59 Southern Wesleyan 78 56

South Carolina St.

South Dakota

Through Games Of Sunday, January 22, 2012

Average RPI Win:	210	WON-LOST	WINNING	LAST 12	STRENGTH OF	OPP. STRENGTH	TEAM	ADJ.	CONF.	ADJ CONF.
Average RPI Loss:	164	RECORD	PCT. RANK	GAMES	SCHEDULE	OF SCHEDULE	RPI	RPI	RPI	RPI
DIV. I ONLY	9- 6	113	6- 5	212	229	131	131	17	17	
DIV. I NON-CONF.	6- 1	20	4- 1	110	273	89	89	11	11	
TOTALS	RPI 1-25	RPI 26-50	W-L RECORDS	RPI 51-100	RPI 101-150	RPI 150+				
9- 6	0- 0	0- 0	OVERALL	2- 1	0- 3	7- 2				
5- 1	0- 0	0- 0	HOME	0- 0	0- 1	5- 0				
4- 5	0- 0	0- 0	AWAY	2- 1	0- 2	2- 2				
0- 0	0- 0	0- 0	NEUTRAL	0- 0	0- 0	0- 0				
6- 1	0- 0	0- 0	NON-CONFERENCE	2- 0	0- 1	4- 0				
3- 0	0- 0	0- 0	HOME	0- 0	0- 0	3- 0				
3- 1	0- 0	0- 0	AWAY	2- 0	0- 1	1- 0				
0- 0	0- 0	0- 0	NEUTRAL	0- 0	0- 0	0- 0				
3- 5	0- 0	0- 0	CONFERENCE	0- 1	0- 2	3- 2				
2- 1	0- 0	0- 0	HOME	0- 0	0- 1	2- 0				
1- 4	0- 0	0- 0	AWAY	0- 1	0- 1	1- 2				
0- 0	0- 0	0- 0	NEUTRAL	0- 0	0- 0	0- 0				

RPI 1-25			RPI 26-50			RPI 51-100			RPI 101+			Team's RPI: 131
RPI	S	Opponent	Score	RPI	S	Opponent	Score	RPI	S	Opponent	Score	
						62	A Idaho St.	66	54	121	A UMKC	49 61
						78	A South Dakota St.	51	59	128	H Oral Roberts	53 66
						99	A Creighton	56	53	140	A UNI	43 53
										154	H Northern Colo.	73 48
										172	A Oakland	58 51
										230	A North Dakota St.	50 64
										270	H Southern Utah	81 69
										271	H Western Ill.	78 57
										272	H Cornell	79 56
										286	A IPFW	63 65
										293	A Utah Valley	63 54
										297	H Northern Ariz.	73 56
LAST 12 Division I GAMES:												
271	H	Western Ill.	78	57	128	H	Oral Roberts	53	66			
78	A	South Dakota St.	51	59	62	A	Idaho St.	66	54			
230	A	North Dakota St.	50	64	293	A	Utah Valley	63	54			
272	H	Cornell	79	56	154	H	Northern Colo.	73	48			
121	A	UMKC	49	61	140	A	UNI	43	53			
270	H	Southern Utah	81	69	172	A	Oakland	58	51			

Non-Div I Games: Viterbo 82 34 Tabor 94 16

South Dakota

Loss, Non-Conf, S Site, H Home A Away N Neutral

Average RPI Win:	189	WON-LOST	WINNING	LAST 12	STRENGTH OF	OPP. STRENGTH	TEAM	ADJ.	CONF.	ADJ CONF.
Average RPI Loss:	66	RECORD	PCT. RANK	GAMES	SCHEDULE	OF SCHEDULE	RPI	RPI	RPI	RPI
DIV. I ONLY	12- 7	97	8- 4	90	83	78	78	17	17	
DIV. I NON-CONF.	4- 6	212	2- 3	17	8	24	24	11	11	
TOTALS	RPI 1-25	RPI 26-50	W-L RECORDS	RPI 51-100	RPI 101-150	RPI 150+				
12- 7	0- 1	0- 3	OVERALL	1- 1	3- 2	8- 0				
7- 1	0- 1	0- 0	HOME	1- 0	3- 0	3- 0				
5- 4	0- 0	0- 2	AWAY	0- 1	0- 1	5- 0				
0- 2	0- 0	0- 1	NEUTRAL	0- 0	0- 1	0- 0				
4- 6	0- 1	0- 3	NON-CONFERENCE	1- 1	1- 1	2- 0				
3- 1	0- 1	0- 0	HOME	1- 0	1- 0	1- 0				
1- 3	0- 0	0- 2	AWAY	0- 1	0- 0	1- 0				
0- 2	0- 0	0- 1	NEUTRAL	0- 0	0- 1	0- 0				
8- 1	0- 0	0- 0	CONFERENCE	0- 0	2- 1	6- 0				
4- 0	0- 0	0- 0	HOME	0- 0	2- 0	2- 0				
4- 1	0- 0	0- 0	AWAY	0- 0	0- 1	4- 0				
0- 0	0- 0	0- 0	NEUTRAL	0- 0	0- 0	0- 0				

RPI 1-25				RPI 26-50				RPI 51-100				RPI 101+			
RPI	S	Opponent	Score	RPI	S	Opponent	Score	RPI	S	Opponent	Score	RPI	S	Opponent	Score
11	H	Kansas St.	46 63	33	A	Nebraska	71 80	54	H	Washington St.	63 58	109	N	Cincinnati	22 55
				47	A	Middle Tenn.	49 59	85	A	Marquette	51 59	121	H	UMKC	75 62
				48	N	Marist	49 57					128	A	Oral Roberts	65 71
												131	H	South Dakota	59 51
												138	H	Utah St.	84 73
												156	A	UALR	60 49
												156	H	UALR	64 55
												172	H	Oakland	62 52
												230	A	North Dakota St.	88 52
												270	A	Southern Utah	66 50
												271	A	Western Ill.	82 56
												280	A	IUPUI	74 63
												286	H	IPFW	81 58
LAST 12 Division I GAMES:															
230	A	North Dakota St.	88 52	172	H	Oakland	62 52	33	A	Nebraska	71 80	85	A	Marquette	51 59
131	H	South Dakota	59 51	156	H	UALR	64 55	11	H	Kansas St.	46 63	156	A	UALR	60 49
121	H	UMKC	75 62												
270	A	Southern Utah	66 50												
128	A	Oral Roberts	65 71												
286	H	IPFW	81 58												

Non-Div I Games: St. Cloud St. 74 35

South Dakota St.

Average RPI Win:	188	WON-LOST	WINNING	LAST 12	STRENGTH OF	OPP. STRENGTH	TEAM	ADJ.	CONF.	ADJ CONF.
Average RPI Loss:	44	RECORD	PCT. RANK	GAMES	SCHEDULE	OF SCHEDULE	RPI	RPI	RPI	RPI
DIV. I ONLY	11- 9	141	6- 6	61	56	88	88	2	2	
DIV. I NON-CONF.	8- 6	130	3- 3	120	109	125	125	2	2	

TOTALS	RPI 1-25	RPI 26-50	W-L RECORDS	RPI 51-100	RPI 101-150	RPI 150+				
11- 9	1- 3	0- 2	OVERALL	1- 3	4- 1	5- 0				
5- 2	1- 1	0- 1	HOME	0- 0	1- 0	3- 0				
4- 2	0- 1	0- 0	AWAY	0- 0	2- 1	2- 0				
2- 5	0- 1	0- 1	NEUTRAL	1- 3	1- 0	0- 0				
8- 6	0- 1	0- 1	NON-CONFERENCE	1- 3	2- 1	5- 0				
4- 0	0- 0	0- 0	HOME	0- 0	1- 0	3- 0				
2- 1	0- 0	0- 0	AWAY	0- 0	0- 1	2- 0				
2- 5	0- 1	0- 1	NEUTRAL	1- 3	1- 0	0- 0				
3- 3	1- 2	0- 1	CONFERENCE	0- 0	2- 0	0- 0				
1- 2	1- 1	0- 1	HOME	0- 0	0- 0	0- 0				
2- 1	0- 1	0- 0	AWAY	0- 0	2- 0	0- 0				
0- 0	0- 0	0- 0	NEUTRAL	0- 0	0- 0	0- 0				

RPI 1-25				RPI 26-50				RPI 51-100 Team's RPI: 88				RPI 101+			
RPI	S	Opponent	Score	RPI	S	Opponent	Score	RPI	S	Opponent	Score	RPI	S	Opponent	Score
12	N	Miami (FL)	72 92	31	H	Georgetown	56 66	53	N	Dayton	63 73	103	A	Auburn	45 62
13	H	Rutgers	66 72	42	N	Arkansas	61 65	60	N	Florida St.	49 62	109	A	Cincinnati	58 55
18	A	Louisville	57 63					62	N	Idaho St.	63 76	115	H	Stetson	77 62
23	H	DePaul	66 63					100	N	Minnesota	60 52	142	A	Seton Hall	68 49
												144	N	Central Mich.	86 80
												218	H	Md.-East. Shore	71 50
												275	H	North Florida	76 41
												302	A	Air Force	73 70
												317	A	Saint Peter's	68 52
												325	H	Bethune-Cookman	72 36
LAST 12 Division I GAMES:															
13	H	Rutgers	66 72	317	A	Saint Peter's	68 52								
23	H	DePaul	66 63	53	N	Dayton	63 73								
142	A	Seton Hall	68 49	218	H	Md.-East. Shore	71 50								
18	A	Louisville	57 63	103	A	Auburn	45 62								
31	H	Georgetown	56 66	302	A	Air Force	73 70								
109	A	Cincinnati	58 55	62	N	Idaho St.	63 76								

Non-Div I Games:

South Fla.

Average RPI Win:	279	WON-LOST	WINNING	LAST 12	STRENGTH OF	OPP. STRENGTH	TEAM	ADJ.	CONF.	ADJ CONF.
Average RPI Loss:	195	RECORD	PCT. RANK	GAMES	SCHEDULE	OF SCHEDULE	RPI	RPI	RPI	RPI
DIV. I ONLY	3- 16	317	2- 9	229	335	328	328	31	31	
DIV. I NON-CONF.	2- 10	303	1- 3	166	244	308	308	30	30	
TOTALS	RPI 1-25	RPI 26-50	W-L RECORDS	RPI 51-100	RPI 101-150	RPI 150+				
3- 16	0- 0	0- 0	OVERALL	0- 1	0- 5	3- 10				
2- 5	0- 0	0- 0	HOME	0- 0	0- 1	2- 4				
0- 9	0- 0	0- 0	AWAY	0- 1	0- 2	0- 6				
1- 2	0- 0	0- 0	NEUTRAL	0- 0	0- 2	1- 0				
2- 10	0- 0	0- 0	NON-CONFERENCE	0- 1	0- 4	2- 5				
1- 1	0- 0	0- 0	HOME	0- 0	0- 0	1- 1				
0- 7	0- 0	0- 0	AWAY	0- 1	0- 2	0- 4				
1- 2	0- 0	0- 0	NEUTRAL	0- 0	0- 2	1- 0				
1- 6	0- 0	0- 0	CONFERENCE	0- 0	0- 1	1- 5				
1- 4	0- 0	0- 0	HOME	0- 0	0- 1	1- 3				
0- 2	0- 0	0- 0	AWAY	0- 0	0- 0	0- 2				
0- 0	0- 0	0- 0	NEUTRAL	0- 0	0- 0	0- 0				

RPI S	Opponent	Score	RPI S	Opponent	Score	RPI S	Opponent	Score	RPI S	Opponent	Score	Team's RPI: 328
						52 A	North Carolina St.	29 66	101 A	UAB	41 64	
									114 H	Eastern Ill.	46 73	
									133 N	Samford	58 63	
									140 A	UNI	42 62	
									144 N	Central Mich.	59 100	
									155 A	Ill.-Chicago	54 69	
									162 H	Ole Miss	43 51	
									165 A	Wright St.	53 74	
									200 H	SIU Edwardsville	43 58	
									235 H	Arkansas St.	56 52	
									261 A	Saint Louis	45 54	
									264 N	Longwood	56 52	
									273 A	Eastern Ky.	37 52	
									294 H	Morehead St.	57 61	
									304 A	Tennessee Tech	57 60	
									306 A	Western Mich.	34 67	
									311 H	Murray St.	75 80	
									337 H	Jacksonville St.	66 48	
LAST 12 Division I GAMES:												
304 A	Tennessee Tech	57 60	294 H	Morehead St.	57 61							
200 H	SIU Edwardsville	43 58	264 N	Longwood	56 52							
114 H	Eastern Ill.	46 73	165 A	Wright St.	53 74							
273 A	Eastern Ky.	37 52	144 N	Central Mich.	59 100							
337 H	Jacksonville St.	66 48	306 A	Western Mich.	34 67							
311 H	Murray St.	75 80	140 A	UNI	42 62							

Non-Div I Games: Lindenwood (MO) 66 56

Southeast Mo. St.

■ Loss,
 ■ Non-Conf,
 ■ S Site,
 ■ Home
 ■ A Away
 N Neutral

Southeastern La.

Through Games Of Sunday, January 22, 2012

Average RPI Win:	327	WON-LOST	WINNING	LAST 12	STRENGTH OF	OPP. STRENGTH	TEAM	ADJ.	CONF.	ADJ CONF.
Average RPI Loss:	192	RECORD	PCT. RANK	GAMES	SCHEDULE	OF SCHEDULE	RPI	RPI	RPI	RPI
DIV. I ONLY	1- 12	336	0- 10	160	342	331	331	24	24	
DIV. I NON-CONF.	1- 8	320	0- 6	195	338	332	332	26	26	
TOTALS	RPI 1-25	RPI 26-50	W-L RECORDS	RPI 51-100	RPI 101-150	RPI 150+				
1- 12	0- 0	0- 0	OVERALL	0- 2	0- 2	1- 8				
1- 5	0- 0	0- 0	HOME	0- 0	0- 2	1- 3				
0- 7	0- 0	0- 0	AWAY	0- 2	0- 0	0- 5				
0- 0	0- 0	0- 0	NEUTRAL	0- 0	0- 0	0- 0				
1- 8	0- 0	0- 0	NON-CONFERENCE	0- 2	0- 1	1- 5				
1- 3	0- 0	0- 0	HOME	0- 0	0- 1	1- 2				
0- 5	0- 0	0- 0	AWAY	0- 2	0- 0	0- 3				
0- 0	0- 0	0- 0	NEUTRAL	0- 0	0- 0	0- 0				
0- 4	0- 0	0- 0	CONFERENCE	0- 0	0- 1	0- 3				
0- 2	0- 0	0- 0	HOME	0- 0	0- 1	0- 1				
0- 2	0- 0	0- 0	AWAY	0- 0	0- 0	0- 2				
0- 0	0- 0	0- 0	NEUTRAL	0- 0	0- 0	0- 0				

RPI 1-25				RPI 26-50				RPI 51-100				RPI 101+				Team's RPI: 331	
RPI	S	Opponent	Score	RPI	S	Opponent	Score	RPI	S	Opponent	Score	RPI	S	Opponent	Score		
								51	A	Texas	65	73	112	H	McNeese St.	36	60
								93	A	Memphis	44	80	148	H	Florida A&M	63	85
													162	A	Ole Miss	52	72
													177	A	Alabama	56	69
													183	H	Stephen F. Austin	61	69
													238	H	Alcorn St.	54	62
													257	A	Nicholls St.	79	88
													279	A	La.-Lafayette	54	63
													279	H	La.-Lafayette	57	69
													320	A	A&M-Corpus Christi	73	78
													327	H	Jackson St.	76	49
LAST 12 Division I GAMES:																	
				257	A	Nicholls St.	79	88		238	H	Alcorn St.	54	62			
				112	H	McNeese St.	36	60		279	A	La.-Lafayette	54	63			
				320	A	A&M-Corpus Christi	73	78		177	A	Alabama	56	69			
				183	H	Stephen F. Austin	61	69		279	H	La.-Lafayette	57	69			
				162	A	Ole Miss	52	72		93	A	Memphis	44	80			
				148	H	Florida A&M	63	85		327	H	Jackson St.	76	49			

Non-Div I Games: New Orleans 81 30 Centenary (LA) 83 54 Spring Hill 85 72 Mobile 54 45 Southeastern La.

Loss, Non-Conf, S Site, H Home A Away N Neutral

Southern California

Through Games Of Sunday, January 22, 2012

Average RPI Win:	118	WON-LOST	WINNING	LAST 12	STRENGTH OF	OPP. STRENGTH	TEAM	ADJ.	CONF.	ADJ CONF.
Average RPI Loss:	54	RECORD	PCT. RANK	GAMES	SCHEDULE	OF SCHEDULE	RPI	RPI	RPI	RPI
DIV. I ONLY	10- 7	120	8- 4	6	24	22	22	5	5	
DIV. I NON-CONF.	5- 5	160	3- 2	10	31	25	25	6	6	
TOTALS	RPI 1-25	RPI 26-50	W-L RECORDS	RPI 51-100	RPI 101-150	RPI 150+				
10- 7	0- 4	2- 1	OVERALL	4- 1	2- 0	2- 1				
4- 2	0- 1	1- 0	HOME	1- 1	1- 0	1- 0				
5- 4	0- 2	1- 1	AWAY	3- 0	1- 0	0- 1				
1- 1	0- 1	0- 0	NEUTRAL	0- 0	0- 0	1- 0				
5- 5	0- 3	1- 1	NON-CONFERENCE	1- 0	1- 0	2- 1				
2- 0	0- 0	0- 0	HOME	1- 0	0- 0	1- 0				
2- 4	0- 2	1- 1	AWAY	0- 0	1- 0	0- 1				
1- 1	0- 1	0- 0	NEUTRAL	0- 0	0- 0	1- 0				
5- 2	0- 1	1- 0	CONFERENCE	3- 1	1- 0	0- 0				
2- 2	0- 1	1- 0	HOME	0- 1	1- 0	0- 0				
3- 0	0- 0	0- 0	AWAY	3- 0	0- 0	0- 0				
0- 0	0- 0	0- 0	NEUTRAL	0- 0	0- 0	0- 0				

RPI	S	Opponent	Score	RPI	S	Opponent	Score	RPI	S	Opponent	Score	RPI	S	Opponent	Score
4	H	Stanford	53 61	33	A	Nebraska	50 68	63	H	Fresno St.	65 57	123	H	Oregon	92 73
5	N	Notre Dame	58 80	34	A	Gonzaga	58 51	64	A	Arizona St.	60 48	134	A	Pepperdine	75 71
7	A	Texas A&M	70 71	35	H	California	74 54	71	A	UCLA	47 43	235	A	Arkansas St.	56 58
21	A	Georgia	60 67					72	H	Oregon St.	61 65	249	H	UTSA	74 56
								87	A	Arizona	72 67	315	N	Gardner-Webb	82 41
LAST 12 Division I GAMES:															
72	H	Oregon St.	61 65	4	H	Stanford	53 61								
123	H	Oregon	92 73	134	A	Pepperdine	75 71								
71	A	UCLA	47 43	7	A	Texas A&M	70 71								
87	A	Arizona	72 67	235	A	Arkansas St.	56 58								
64	A	Arizona St.	60 48	34	A	Gonzaga	58 51								
35	H	California	74 54	249	H	UTSA	74 56								

Non-Div I Games:

Southern California

■ Loss,
 ■ Non-Conf, S Site,
 ■ Home
 ■ Away
 N Neutral

Average RPI Win:	236	WON-LOST	WINNING	LAST 12	STRENGTH OF	OPP. STRENGTH	TEAM	ADJ.	CONF.	ADJ CONF.
Average RPI Loss:	152	RECORD	PCT. RANK	GAMES	SCHEDULE	OF SCHEDULE	RPI	RPI	RPI	RPI
DIV. I ONLY	4- 14	302	2- 10	171	199	285	285	10	10	
DIV. I NON-CONF.	3- 7	260	1- 3	294	286	327	327	10	10	
TOTALS	RPI 1-25	RPI 26-50	W-L RECORDS	RPI 51-100	RPI 101-150	RPI 150+				
4- 14	0- 1	0- 0	OVERALL	1- 2	0- 6	3- 5				
3- 5	0- 0	0- 0	HOME	1- 1	0- 2	2- 2				
1- 9	0- 1	0- 0	AWAY	0- 1	0- 4	1- 3				
0- 0	0- 0	0- 0	NEUTRAL	0- 0	0- 0	0- 0				
3- 7	0- 1	0- 0	NON-CONFERENCE	0- 0	0- 1	3- 5				
2- 2	0- 0	0- 0	HOME	0- 0	0- 0	2- 2				
1- 5	0- 1	0- 0	AWAY	0- 0	0- 1	1- 3				
0- 0	0- 0	0- 0	NEUTRAL	0- 0	0- 0	0- 0				
1- 7	0- 0	0- 0	CONFERENCE	1- 2	0- 5	0- 0				
1- 3	0- 0	0- 0	HOME	1- 1	0- 2	0- 0				
0- 4	0- 0	0- 0	AWAY	0- 1	0- 3	0- 0				
0- 0	0- 0	0- 0	NEUTRAL	0- 0	0- 0	0- 0				

RPI 1-25				RPI 26-50				RPI 51-100				RPI 101+				Team's RPI: 285
RPI	S	Opponent	Score	RPI	S	Opponent	Score	RPI	S	Opponent	Score	RPI	S	Opponent	Score	
23	A	DePaul	67 93					69	H	Missouri St.	78 72	122	A	Illinois St.	51 75	
								74	H	Wichita St.	68 78	132	A	UT Martin	70 91	
								99	A	Creighton	59 66	136	A	Drake	59 73	
												140	H	UNI	66 70	
												147	H	Bradley	59 72	
												150	A	Indiana St.	66 72	
												165	A	Wright St.	59 61	
												200	H	SIU Edwardsville	60 70	
												217	H	Loyola Chicago	44 66	
												241	A	Northern Ill.	50 53	
												267	A	Tennessee St.	89 68	
												277	A	Austin Peay	70 76	
												280	H	IUPUI	77 63	
												329	H	Chicago St.	76 54	
LAST 12 Division I GAMES:																
74	H	Wichita St.	68 78	150	A	Indiana St.	66 72									
69	H	Missouri St.	78 72	122	A	Illinois St.	51 75									
99	A	Creighton	59 66	23	A	DePaul	67 93									
136	A	Drake	59 73	132	A	UT Martin	70 91									
140	H	UNI	66 70	165	A	Wright St.	59 61									
147	H	Bradley	59 72	280	H	IUPUI	77 63									

Non-Div I Games:

Southern Ill.

Average RPI Win:	282	WON-LOST	WINNING	LAST 12	STRENGTH OF	OPP. STRENGTH	TEAM	ADJ.	CONF.	ADJ CONF.
Average RPI Loss:	162	RECORD	PCT. RANK	GAMES	SCHEDULE	OF SCHEDULE	RPI	RPI	RPI	RPI
DIV. I ONLY	5- 13	283	4- 8	168	321	292	292	11	11	
DIV. I NON-CONF.	5- 7	208	4- 2	138	328	287	287	16	16	
TOTALS	RPI 1-25	RPI 26-50	W-L RECORDS	RPI 51-100	RPI 101-150	RPI 150+				
5- 13	0- 1	0- 0	OVERALL	0- 2	0- 2	5- 8				
4- 5	0- 0	0- 0	HOME	0- 1	0- 2	4- 2				
0- 8	0- 1	0- 0	AWAY	0- 1	0- 0	0- 6				
1- 0	0- 0	0- 0	NEUTRAL	0- 0	0- 0	1- 0				
5- 7	0- 1	0- 0	NON-CONFERENCE	0- 1	0- 2	5- 3				
4- 3	0- 0	0- 0	HOME	0- 0	0- 2	4- 1				
0- 4	0- 1	0- 0	AWAY	0- 1	0- 0	0- 2				
1- 0	0- 0	0- 0	NEUTRAL	0- 0	0- 0	1- 0				
0- 6	0- 0	0- 0	CONFERENCE	0- 1	0- 0	0- 5				
0- 2	0- 0	0- 0	HOME	0- 1	0- 0	0- 1				
0- 4	0- 0	0- 0	AWAY	0- 0	0- 0	0- 4				
0- 0	0- 0	0- 0	NEUTRAL	0- 0	0- 0	0- 0				

RPI S	Opponent	Score	RPI S	Opponent	Score	RPI S	Opponent	Score	RPI S	Opponent	Score	Team's RPI: 292
10	A Kentucky	71 88				93	H Memphis	44 85	132	H UT Martin	69 88	
						98	A Mississippi St.	57 71	148	H Florida A&M	68 77	
									156	A UALR	44 70	
									168	H South Ala.	67 62	
									181	A UCF	47 65	
									183	H Stephen F. Austin	65 66	
									187	A Marshall	44 55	
									190	A Tulsa	57 68	
									193	A Montana	64 79	
									221	A Rice	43 72	
									253	H La.-Monroe	77 74	
									316	H Houston	49 56	
									324	N Idaho	63 62	
									327	H Jackson St.	70 55	
									337	H Jacksonville St.	75 58	
LAST 12 Division I GAMES:												
221	A Rice	43 72	324	N Idaho	63 62							
93	H Memphis	44 85	193	A Montana	64 79							
181	A UCF	47 65	327	H Jackson St.	70 55							
187	A Marshall	44 55	168	H South Ala.	67 62							
316	H Houston	49 56	98	A Mississippi St.	57 71							
190	A Tulsa	57 68	253	H La.-Monroe	77 74							

Non-Div I Games: William Carey 62 46

Southern Miss.

Average RPI Win:	275	WON-LOST	WINNING	LAST 12	STRENGTH OF	OPP. STRENGTH	TEAM	ADJ.	CONF.	ADJ CONF.
Average RPI Loss:	155	RECORD	PCT. RANK	GAMES	SCHEDULE	OF SCHEDULE	RPI	RPI	RPI	RPI
DIV. I ONLY	5- 8	231	5- 7	305	218	248	248	32	32	
DIV. I NON-CONF.	0- 6	337	0- 5	71	75	123	123	21	21	
TOTALS	RPI 1-25	RPI 26-50	W-L RECORDS	RPI 51-100	RPI 101-150	RPI 150+				
5- 8	0- 1	0- 1	OVERALL	0- 1	0- 1	5- 4				
2- 2	0- 0	0- 0	HOME	0- 0	0- 1	2- 1				
3- 6	0- 1	0- 1	AWAY	0- 1	0- 0	3- 3				
0- 0	0- 0	0- 0	NEUTRAL	0- 0	0- 0	0- 0				
0- 6	0- 1	0- 1	NON-CONFERENCE	0- 1	0- 1	0- 2				
0- 1	0- 0	0- 0	HOME	0- 0	0- 1	0- 0				
0- 5	0- 1	0- 1	AWAY	0- 1	0- 0	0- 2				
0- 0	0- 0	0- 0	NEUTRAL	0- 0	0- 0	0- 0				
5- 2	0- 0	0- 0	CONFERENCE	0- 0	0- 0	5- 2				
2- 1	0- 0	0- 0	HOME	0- 0	0- 0	2- 1				
3- 1	0- 0	0- 0	AWAY	0- 0	0- 0	3- 1				
0- 0	0- 0	0- 0	NEUTRAL	0- 0	0- 0	0- 0				

RPI 1-25				RPI 26-50				RPI 51-100				RPI 101+ Team's RPI: 248			
RPI	S	Opponent	Score	RPI	S	Opponent	Score	RPI	S	Opponent	Score	RPI	S	Opponent	Score
14	A	Ohio St.	49 83	40	A	Tulane	59 66	97	A	Washington	56 64	139	H	Lamar	62 70
												168	A	South Ala.	44 57
												175	A	Mississippi Val.	61 78
												222	H	Grambling	72 67
												239	H	Alabama A&M	51 32
												279	A	La.-Lafayette	49 60
												281	A	Prairie View	58 53
												305	A	Ark.-Pine Bluff	81 62
												327	H	Jackson St.	42 49
												330	A	Texas Southern	49 39
LAST 12 Division I GAMES:															
239	H	Alabama A&M	51 32	281	A	Prairie View	58 53								
175	A	Mississippi Val.	61 78	97	A	Washington	56 64								
305	A	Ark.-Pine Bluff	81 62	14	A	Ohio St.	49 83								
327	H	Jackson St.	42 49	40	A	Tulane	59 66								
222	H	Grambling	72 67	279	A	La.-Lafayette	49 60								
330	A	Texas Southern	49 39	139	H	Lamar	62 70								

Non-Div I Games: Dillard 66 47

Southern U.

■ Loss,
 ■ Non-Conf,
 ■ S Site,
 ■ Home
 ■ A Away
 N Neutral

Southern Utah

Through Games Of Sunday, January 22, 2012

Average RPI Win:	299	WON-LOST	WINNING	LAST 12	STRENGTH OF	OPP. STRENGTH	TEAM	ADJ.	CONF.	ADJ CONF.
Average RPI Loss:	159	RECORD	PCT. RANK	GAMES	SCHEDULE	OF SCHEDULE	RPI	RPI	RPI	RPI
DIV. I ONLY	4- 14	302	2- 9	185	266	270	270	17	17	
DIV. I NON-CONF.	3- 7	260	1- 3	118	292	258	258	11	11	
TOTALS	RPI 1-25	RPI 26-50	W-L RECORDS	RPI 51-100	RPI 101-150	RPI 150+				
4- 14	0- 1	0- 1	OVERALL	0- 2	0- 4	4- 6				
2- 3	0- 0	0- 0	HOME	0- 1	0- 0	2- 2				
2- 10	0- 1	0- 1	AWAY	0- 1	0- 4	2- 3				
0- 1	0- 0	0- 0	NEUTRAL	0- 0	0- 0	0- 1				
3- 7	0- 1	0- 1	NON-CONFERENCE	0- 1	0- 1	3- 3				
1- 1	0- 0	0- 0	HOME	0- 0	0- 0	1- 1				
2- 5	0- 1	0- 1	AWAY	0- 1	0- 1	2- 1				
0- 1	0- 0	0- 0	NEUTRAL	0- 0	0- 0	0- 1				
1- 7	0- 0	0- 0	CONFERENCE	0- 1	0- 3	1- 3				
1- 2	0- 0	0- 0	HOME	0- 1	0- 0	1- 1				
0- 5	0- 0	0- 0	AWAY	0- 0	0- 3	0- 2				
0- 0	0- 0	0- 0	NEUTRAL	0- 0	0- 0	0- 0				

RPI 1-25				RPI 26-50				RPI 51-100				RPI 101+ Team's RPI: 270			
RPI	S	Opponent	Score	RPI	S	Opponent	Score	RPI	S	Opponent	Score	RPI	S	Opponent	Score
14	A	Ohio St.	50 88	44	A	BYU	49 82	72	A	Oregon St.	40 90	117	A	Utah	60 74
								78	H	South Dakota St.	50 66	121	A	UMKC	61 81
												128	A	Oral Roberts	59 109
												131	A	South Dakota	69 81
												195	A	Santa Clara	78 79
												230	H	North Dakota St.	68 80
												254	N	North Dakota	61 62
												271	A	Western Ill.	70 82
												280	A	IUPUI	49 56
												286	H	IPFW	80 68
												289	H	San Jose St.	68 70
												293	A	Utah Valley	60 59
												293	H	Utah Valley	80 65
												323	A	New Mexico St.	58 57
LAST 12 Division I GAMES:															
286	H	IPFW	80 68	131	A	South Dakota	69 81								
280	A	IUPUI	49 56	121	A	UMKC	61 81								
271	A	Western Ill.	70 82	14	A	Ohio St.	50 88								
78	H	South Dakota St.	50 66	293	A	Utah Valley	60 59								
230	H	North Dakota St.	68 80	44	A	BYU	49 82								
289	H	San Jose St.	68 70	128	A	Oral Roberts	59 109								

Non-Div I Games: Westminster (UT) 59 57

Southern Utah

■ Loss,
 ■ Non-Conf,
 ■ S Site,
 ■ Home
 ■ A Away
 N Neutral

St. Bonaventure

Through Games Of Sunday, January 22, 2012

Average RPI Win:	161	WON-LOST	WINNING	LAST 12	STRENGTH OF	OPP. STRENGTH	TEAM	ADJ.	CONF.	ADJ CONF.
Average RPI Loss:	12	RECORD	PCT. RANK	GAMES	SCHEDULE	OF SCHEDULE	RPI	RPI	RPI	RPI
DIV. I ONLY	18- 2	7	11- 1	92	74	26	26	8	8	
DIV. I NON-CONF.	13- 2	19	6- 1	160	77	36	36	8	8	
TOTALS	RPI 1-25	RPI 26-50	W-L RECORDS	RPI 51-100	RPI 101-150	RPI 150+				
18- 2	0- 2	4- 0	OVERALL	4- 0	0- 0	10- 0				
9- 1	0- 1	2- 0	HOME	2- 0	0- 0	5- 0				
8- 0	0- 0	2- 0	AWAY	2- 0	0- 0	4- 0				
1- 1	0- 1	0- 0	NEUTRAL	0- 0	0- 0	1- 0				
13- 2	0- 2	2- 0	NON-CONFERENCE	2- 0	0- 0	9- 0				
6- 1	0- 1	1- 0	HOME	1- 0	0- 0	4- 0				
6- 0	0- 0	1- 0	AWAY	1- 0	0- 0	4- 0				
1- 1	0- 1	0- 0	NEUTRAL	0- 0	0- 0	1- 0				
5- 0	0- 0	2- 0	CONFERENCE	2- 0	0- 0	1- 0				
3- 0	0- 0	1- 0	HOME	1- 0	0- 0	1- 0				
2- 0	0- 0	1- 0	AWAY	1- 0	0- 0	0- 0				
0- 0	0- 0	0- 0	NEUTRAL	0- 0	0- 0	0- 0				

RPI 1-25				RPI 26-50				RPI 51-100				RPI 101+			
RPI	S	Opponent	Score	RPI	S	Opponent	Score	RPI	S	Opponent	Score	RPI	S	Opponent	Score
8	H	Delaware	49 61	36	H	Richmond	75 59	55	H	Duquesne	61 53	185	H	Indiana	65 45
15	N	Villanova	44 55	37	A	St. John's (NY)	64 58	61	A	West Virginia	56 48	192	H	Buffalo	76 45
				48	H	Marist	67 56	80	H	Sacred Heart	67 63	202	A	Binghamton	49 34
				50	A	Temple	74 65	94	A	Charlotte	68 63	211	A	Canisius	74 58
												250	H	Niagara	63 49
												252	N	Norfolk St.	58 44
												255	H	Morgan St.	79 55
												261	H	Saint Louis	64 52
												298	A	Kent St.	60 51
												322	A	Colgate	68 49
LAST 12 Division I GAMES:															
				94	A	Charlotte	68 63	252	N	Norfolk St.	58 44				
				36	H	Richmond	75 59	15	N	Villanova	44 55				
				261	H	Saint Louis	64 52	322	A	Colgate	68 49				
				50	A	Temple	74 65	48	H	Marist	67 56				
				55	H	Duquesne	61 53	250	H	Niagara	63 49				
				80	H	Sacred Heart	67 63	192	H	Buffalo	76 45				

Non-Div I Games:

St. Bonaventure

Loss, Non-Conf, S Site, H Home A Away N Neutral

Average RPI Win:	334	WON-LOST	WINNING	LAST 12	STRENGTH OF	OPP. STRENGTH	TEAM	ADJ.	CONF.	ADJ CONF.
Average RPI Loss:	201	RECORD	PCT. RANK	GAMES	SCHEDULE	OF SCHEDULE	RPI	RPI	RPI	RPI
DIV. I ONLY	2- 16	329	1- 11	317	312	340	340	21	21	
DIV. I NON-CONF.	1- 10	330	0- 5	319	325	340	340	24	24	
TOTALS	RPI 1-25	RPI 26-50	W-L RECORDS	RPI 51-100	RPI 101-150	RPI 150+				
2- 16	0- 0	0- 0	OVERALL	0- 2	0- 3	2- 11				
2- 7	0- 0	0- 0	HOME	0- 1	0- 1	2- 5				
0- 9	0- 0	0- 0	AWAY	0- 1	0- 2	0- 6				
0- 0	0- 0	0- 0	NEUTRAL	0- 0	0- 0	0- 0				
1- 10	0- 0	0- 0	NON-CONFERENCE	0- 0	0- 3	1- 7				
1- 4	0- 0	0- 0	HOME	0- 0	0- 1	1- 3				
0- 6	0- 0	0- 0	AWAY	0- 0	0- 2	0- 4				
0- 0	0- 0	0- 0	NEUTRAL	0- 0	0- 0	0- 0				
1- 6	0- 0	0- 0	CONFERENCE	0- 2	0- 0	1- 4				
1- 3	0- 0	0- 0	HOME	0- 1	0- 0	1- 2				
0- 3	0- 0	0- 0	AWAY	0- 1	0- 0	0- 2				
0- 0	0- 0	0- 0	NEUTRAL	0- 0	0- 0	0- 0				

RPI 1-25				RPI 26-50				RPI 51-100				RPI 101+				Team's RPI: 340	
RPI	S	Opponent	Score	RPI	S	Opponent	Score	RPI	S	Opponent	Score	RPI	S	Opponent	Score		
								58	H	Quinnipiac	43	59	111	A	Yale	41	72
								80	A	Sacred Heart	33	62	119	A	Albany (NY)	34	50
													125	H	Fairfield	30	53
													170	A	Penn	61	70
													178	H	Monmouth	44	53
													199	A	Manhattan	37	50
													224	A	Mt. St. Mary's	48	70
													227	H	Rider	48	68
													246	H	Fairleigh Dickinson	60	70
													258	H	Lafayette	33	46
													274	H	Army	43	59
													280	A	IUPUI	56	75
													333	H	Columbia	48	44
													334	A	Delaware St.	66	73
													335	A	Wagner	45	49
													335	H	Wagner	48	34
LAST 12 Division I GAMES:																	
				335	H	Wagner	48	34	258	H	Lafayette	33	46				
				178	H	Monmouth	44	53	111	A	Yale	41	72				
				246	H	Fairleigh Dickinson	60	70	125	H	Fairfield	30	53				
				80	A	Sacred Heart	33	62	334	A	Delaware St.	66	73				
				58	H	Quinnipiac	43	59	224	A	Mt. St. Mary's	48	70				
				199	A	Manhattan	37	50	335	A	Wagner	45	49				

Non-Div I Games:

St. Francis (NY)

Loss, Non-Conf, S Site, H Home A Away N Neutral

St. John's (NY)

Through Games Of Sunday, January 22, 2012

Average RPI Win:	113	WON-LOST	WINNING	LAST 12	STRENGTH OF	OPP. STRENGTH	TEAM	ADJ.	CONF.	ADJ CONF.
Average RPI Loss:	59	RECORD	PCT. RANK	GAMES	SCHEDULE	OF SCHEDULE	RPI	RPI	RPI	RPI
DIV. I ONLY	13- 7	88	8- 4	13	57	37	37	2	2	
DIV. I NON-CONF.	8- 5	106	3- 2	24	92	43	43	2	2	
TOTALS	RPI 1-25	RPI 26-50	W-L RECORDS	RPI 51-100	RPI 101-150	RPI 150+				
13- 7	2- 2	1- 2	OVERALL	4- 2	4- 0	2- 1				
10- 2	2- 0	0- 1	HOME	4- 1	2- 0	2- 0				
2- 3	0- 1	0- 1	AWAY	0- 0	2- 0	0- 1				
1- 2	0- 1	1- 0	NEUTRAL	0- 1	0- 0	0- 0				
8- 5	0- 1	1- 2	NON-CONFERENCE	3- 1	2- 0	2- 1				
7- 1	0- 0	0- 1	HOME	3- 0	2- 0	2- 0				
0- 2	0- 0	0- 1	AWAY	0- 0	0- 0	0- 1				
1- 2	0- 1	1- 0	NEUTRAL	0- 1	0- 0	0- 0				
5- 2	2- 1	0- 0	CONFERENCE	1- 1	2- 0	0- 0				
3- 1	2- 0	0- 0	HOME	1- 1	0- 0	0- 0				
2- 1	0- 1	0- 0	AWAY	0- 0	2- 0	0- 0				
0- 0	0- 0	0- 0	NEUTRAL	0- 0	0- 0	0- 0				

RPI 1-25				RPI 26-50				Team's RPI: 37				RPI 51-100				RPI 101+			
RPI	S	Opponent	Score	RPI	S	Opponent	Score	RPI	S	Opponent	Score	RPI	S	Opponent	Score	RPI	S	Opponent	Score
1	N	Baylor	59 73	26	H	St. Bonaventure	58 64	67	N	Iowa	52 60	102	A	Syracuse	70 58				
13	H	Rutgers	62 57	46	A	Hofstra	82 93	70	H	Providence	57 41	108	H	Hartford	70 45				
18	H	Louisville	72 64	50	N	Temple	59 53	81	H	Howard	63 48	109	A	Cincinnati	51 34				
23	A	DePaul	52 69					85	H	Marquette	55 63	129	H	La Salle	66 45				
								86	H	Boston U.	75 38	166	A	Harvard	56 63				
								93	H	Memphis	64 60	281	H	Prairie View	66 50				
												335	H	Wagner	54 34				
LAST 12 Division I GAMES:																			
109	A	Cincinnati	51 34	86	H	Boston U.	75 38	166	A	Harvard	56 63	93	H	Memphis	64 60	281	H	Prairie View	66 50
13	H	Rutgers	62 57					1	N	Baylor	59 73	23	A	DePaul	52 69				
85	H	Marquette	55 63																
102	A	Syracuse	70 58																
18	H	Louisville	72 64																
70	H	Providence	57 41																

Non-Div I Games:

St. John's (NY)

■ Loss,
■ Non-Conf, S Site,
■ Home
■ Away
N Neutral

St. Mary's (CA)

Through Games Of Sunday, January 22, 2012

Average RPI Win:	147	WON-LOST	WINNING	LAST 12	STRENGTH OF	OPP. STRENGTH	TEAM	ADJ.	CONF.	ADJ CONF.
Average RPI Loss:	81	RECORD	PCT. RANK	GAMES	SCHEDULE	OF SCHEDULE	RPI	RPI	RPI	RPI
DIV. I ONLY	14- 5	50	10- 2	56	80	39	39	9	9	
DIV. I NON-CONF.	8- 4	89	4- 1	40	66	33	33	9	9	
TOTALS	RPI 1-25	RPI 26-50	W-L RECORDS	RPI 51-100	RPI 101-150	RPI 150+				
14- 5	0- 1	2- 1	OVERALL	2- 1	3- 1	7- 1				
6- 3	0- 0	1- 1	HOME	1- 1	1- 1	3- 0				
7- 2	0- 1	1- 0	AWAY	1- 0	2- 0	3- 1				
1- 0	0- 0	0- 0	NEUTRAL	0- 0	0- 0	1- 0				
8- 4	0- 1	0- 1	NON-CONFERENCE	2- 1	2- 0	4- 1				
3- 2	0- 0	0- 1	HOME	1- 1	0- 0	2- 0				
4- 2	0- 1	0- 0	AWAY	1- 0	2- 0	1- 1				
1- 0	0- 0	0- 0	NEUTRAL	0- 0	0- 0	1- 0				
6- 1	0- 0	2- 0	CONFERENCE	0- 0	1- 1	3- 0				
3- 1	0- 0	1- 0	HOME	0- 0	1- 1	1- 0				
3- 0	0- 0	1- 0	AWAY	0- 0	0- 0	2- 0				
0- 0	0- 0	0- 0	NEUTRAL	0- 0	0- 0	0- 0				

RPI 1-25				RPI 26-50				Team's RPI: 39	RPI 51-100				RPI 101+			
RPI	S	Opponent	Score	RPI	S	Opponent	Score		RPI	S	Opponent	Score	RPI	S	Opponent	Score
23	A	DePaul	68 96	34	A	Gonzaga	66 63		58	H	Quinnipiac	67 69	103	H	San Diego	60 77
				35	H	California	55 65		72	A	Oregon St.	81 61	120	A	Pacific	68 67
				44	H	BYU	54 48		91	H	UC Davis	75 58	123	A	Oregon	72 62
													134	H	Pepperdine	56 43
													159	A	Portland	75 71
													160	A	Seattle	71 70
													179	H	Virginia Tech	60 47
													188	A	UC Santa Barbara	52 61
													193	N	Montana	67 65
													226	H	Cal Poly	65 62
													259	A	Loyola Marymount	82 72
													268	H	San Francisco	64 42
LAST 12 Division I GAMES:																
134	H	Pepperdine	56 43	259	A	Loyola Marymount	82 72		123	A	Oregon	72 62				
34	A	Gonzaga	66 63						72	A	Oregon St.	81 61				
159	A	Portland	75 71						160	A	Seattle	71 70				
103	H	San Diego	60 77						91	H	UC Davis	75 58				
268	H	San Francisco	64 42						35	H	California	55 65				
44	H	BYU	54 48													

Non-Div I Games: William Jessup 82 43

St. Mary's (CA)

Loss, Non-Conf, S Site, H Home A Away N Neutral

Average RPI Win:	95	WON-LOST	WINNING	LAST 12	STRENGTH OF	OPP. STRENGTH	TEAM	ADJ.	CONF.	ADJ CONF.
Average RPI Loss:	3	RECORD	PCT. RANK	GAMES	SCHEDULE	OF SCHEDULE	RPI	RPI	RPI	RPI
DIV. I ONLY	17- 1	5	12- 0	22	2	4	4	5	5	
DIV. I NON-CONF.	9- 1	16	4- 0	14	3	3	3	6	6	
TOTALS	RPI 1-25	RPI 26-50	W-L RECORDS	RPI 51-100	RPI 101-150	RPI 150+				
17- 1	3- 1	1- 0	OVERALL	8- 0	2- 0	3- 0				
10- 0	2- 0	1- 0	HOME	4- 0	1- 0	2- 0				
7- 1	1- 1	0- 0	AWAY	4- 0	1- 0	1- 0				
0- 0	0- 0	0- 0	NEUTRAL	0- 0	0- 0	0- 0				
9- 1	2- 1	1- 0	NON-CONFERENCE	3- 0	0- 0	3- 0				
6- 0	2- 0	1- 0	HOME	1- 0	0- 0	2- 0				
3- 1	0- 1	0- 0	AWAY	2- 0	0- 0	1- 0				
0- 0	0- 0	0- 0	NEUTRAL	0- 0	0- 0	0- 0				
8- 0	1- 0	0- 0	CONFERENCE	5- 0	2- 0	0- 0				
4- 0	0- 0	0- 0	HOME	3- 0	1- 0	0- 0				
4- 0	1- 0	0- 0	AWAY	2- 0	1- 0	0- 0				
0- 0	0- 0	0- 0	NEUTRAL	0- 0	0- 0	0- 0				

RPI 1-25				Team's RPI: 4				RPI 26-50				RPI 51-100				RPI 101+			
RPI	S	Opponent	Score					RPI	S	Opponent	Score	RPI	S	Opponent	Score	RPI	S	Opponent	Score
2	H	Tennessee	97 80					34	H	Gonzaga	76 61	51	A	Texas	72 59	117	A	Utah	62 43
3	A	Connecticut	58 68									54	H	Washington St.	75 41	123	H	Oregon	93 70
22	A	Southern California	61 53									63	A	Fresno St.	93 59	194	A	Xavier	80 64
24	H	Princeton	85 66									71	A	UCLA	77 50	214	H	Old Dominion	97 48
												72	H	Oregon St.	67 60	303	H	CSU Bakersfield	90 48
												89	A	Colorado	80 54				
												91	H	UC Davis	93 44				
												97	H	Washington	65 47				
LAST 12 Division I GAMES:																			
								97	H	Washington	65 47	71	A	UCLA	77 50				
								54	H	Washington St.	75 41	22	A	Southern California	61 53				
								89	A	Colorado	80 54	303	H	CSU Bakersfield	90 48				
								117	A	Utah	62 43	2	H	Tennessee	97 80				
								72	H	Oregon St.	67 60	24	H	Princeton	85 66				
								123	H	Oregon	93 70	63	A	Fresno St.	93 59				

Non-Div I Games:

Stanford

Average RPI Win:	240	WON-LOST	WINNING	LAST 12	STRENGTH OF	OPP. STRENGTH	TEAM	ADJ.	CONF.	ADJ CONF.
Average RPI Loss:	205	RECORD	PCT. RANK	GAMES	SCHEDULE	OF SCHEDULE	RPI	RPI	RPI	RPI
DIV. I ONLY	10- 5	81	6- 5	336	181	183	183	24	24	
DIV. I NON-CONF.	8- 3	74	4- 3	325	199	173	173	26	26	
TOTALS	RPI 1-25	RPI 26-50	W-L RECORDS	RPI 51-100	RPI 101-150	RPI 150+				
10- 5	0- 0	0- 1	OVERALL	1- 0	0- 0	9- 4				
3- 2	0- 0	0- 0	HOME	1- 0	0- 0	2- 2				
6- 3	0- 0	0- 1	AWAY	0- 0	0- 0	6- 2				
1- 0	0- 0	0- 0	NEUTRAL	0- 0	0- 0	1- 0				
8- 3	0- 0	0- 1	NON-CONFERENCE	0- 0	0- 0	8- 2				
2- 1	0- 0	0- 0	HOME	0- 0	0- 0	2- 1				
5- 2	0- 0	0- 1	AWAY	0- 0	0- 0	5- 1				
1- 0	0- 0	0- 0	NEUTRAL	0- 0	0- 0	1- 0				
2- 2	0- 0	0- 0	CONFERENCE	1- 0	0- 0	1- 2				
1- 1	0- 0	0- 0	HOME	1- 0	0- 0	0- 1				
1- 1	0- 0	0- 0	AWAY	0- 0	0- 0	1- 1				
0- 0	0- 0	0- 0	NEUTRAL	0- 0	0- 0	0- 0				

RPI 1-25				RPI 26-50				RPI 51-100				RPI 101+				Team's RPI: 183	
RPI	S	Opponent	Score	RPI	S	Opponent	Score	RPI	S	Opponent	Score	RPI	S	Opponent	Score		
				42	A	Arkansas	46 61	95	H	Central Ark.	54 45	163	A	SMU	66 60		
												190	A	Tulsa	53 72		
												221	H	Rice	68 64		
												222	H	Grambling	71 53		
												225	A	Tex.-Pan American	69 58		
												235	H	Arkansas St.	64 69		
												249	A	UTSA	46 50		
												253	A	La.-Monroe	68 58		
												256	N	Ga. Southern	49 40		
												292	A	Southern Miss.	66 65		
												310	H	Texas-Arlington	61 69		
												331	A	Southeastern La.	69 61		
												342	A	Houston Baptist	53 39		
LAST 12 Division I GAMES:																	
				310	H	Texas-Arlington	61 69	221	H	Rice	68 64						
				249	A	UTSA	46 50	235	H	Arkansas St.	64 69						
				95	H	Central Ark.	54 45	225	A	Tex.-Pan American	69 58						
				331	A	Southeastern La.	69 61	42	A	Arkansas	46 61						
				190	A	Tulsa	53 72	342	A	Houston Baptist	53 39						
				163	A	SMU	66 60	292	A	Southern Miss.	66 65						

Non-Div I Games:	Wiley	59	57	St. Edward's	78	50
------------------	-------	----	----	--------------	----	----

Stephen F. Austin

Loss, Non-Conf, S Site, H Home A Away N Neutral

S
t
e
t
s
o
n

Stetson				Through Games Of Sunday, January 22, 2012						
Average RPI Win:	248	WON-LOST	WINNING	LAST 12	STRENGTH OF	OPP. STRENGTH	TEAM	ADJ.	CONF.	ADJ CONF.
Average RPI Loss:	147	RECORD	PCT. RANK	GAMES	SCHEDULE	OF SCHEDULE	RPI	RPI	RPI	RPI
DIV. I ONLY		15- 5	43	10- 2	272	307	115	115	30	30
DIV. I NON-CONF.		8- 3	74	4- 0	137	253	62	62	27	27

TOTALS	RPI 1-25		RPI 26-50		W-L RECORDS		RPI 51-100		RPI 101-150	RPI 150+
15- 5	0- 0		0- 1		OVERALL		1- 2		1- 0	13- 2
7- 1	0- 0		0- 0		HOME		1- 1		0- 0	6- 0
6- 4	0- 0		0- 1		AWAY		0- 1		0- 0	6- 2
2- 0	0- 0		0- 0		NEUTRAL		0- 0		1- 0	1- 0
8- 3	0- 0		0- 1		NON-CONFERENCE		1- 1		1- 0	6- 1
3- 0	0- 0		0- 0		HOME		1- 0		0- 0	2- 0
3- 3	0- 0		0- 1		AWAY		0- 1		0- 0	3- 1
2- 0	0- 0		0- 0		NEUTRAL		0- 0		1- 0	1- 0
7- 2	0- 0		0- 0		CONFERENCE		0- 1		0- 0	7- 1
4- 1	0- 0		0- 0		HOME		0- 1		0- 0	4- 0
3- 1	0- 0		0- 0		AWAY		0- 0		0- 0	3- 1
0- 0	0- 0		0- 0		NEUTRAL		0- 0		0- 0	0- 0

RPI 1-25			RPI 26-50			RPI 51-100			RPI 101+			Team's RPI: 115
RPI	S	Opponent	Score	RPI	S	Opponent	Score	RPI	S	Opponent	Score	
				32	A	Florida	57 71	66	H	Fla. Gulf Coast	55 59	147 N Bradley 73 63
								84	H	Miami (OH)	71 62	182 H Fla. Atlantic 52 37
								88	A	South Fla.	62 77	216 A Winthrop 74 72
												220 H Campbell 70 55
												250 N Niagara 67 52
												256 A Ga. Southern 61 51
												263 A Ball St. 73 78
												264 A Kennesaw St. 65 55
												266 H Jacksonville 93 86
												275 H North Florida 63 55
												278 H East Tenn. St. 68 60
												288 A Belmont 58 65
												301 H S.C. Upstate 69 54
												321 A Mercer 89 84
												325 A Bethune-Cookman 82 64
												336 A Lipscomb 74 63
LAST 12 Division I GAMES:												
				66	H	Fla. Gulf Coast	55 59	264	A	Kennesaw St.	65 55	
				288	A	Belmont	58 65	182	H	Fla. Atlantic	52 37	
				336	A	Lipscomb	74 63	220	H	Campbell	70 55	
				275	H	North Florida	63 55	301	H	S.C. Upstate	69 54	
				266	H	Jacksonville	93 86	325	A	Bethune-Cookman	82 64	
				321	A	Mercer	89 84	256	A	Ga. Southern	61 51	

Non-Div I Games: Palm Beach Atl. 63 52

Stetson

Loss, Non-Conf, S Site, H Home A Away N Neutral

S
t
e
t
s
o
n

Stony Brook

Through Games Of Sunday, January 22, 2012

Average RPI Win: 223	WON-LOST	WINNING	LAST 12	STRENGTH OF	OPP. STRENGTH	TEAM	ADJ.	CONF.	ADJ CONF.
Average RPI Loss: 159	RECORD	PCT. RANK	GAMES	SCHEDULE	OF SCHEDULE	RPI	RPI	RPI	RPI
DIV. I ONLY	4- 16	308	3- 9	119	288	282	282	14	14
DIV. I NON-CONF.	3- 10	281	2- 3	78	285	269	269	12	12
TOTALS	RPI 1-25	RPI 26-50	W-L RECORDS	RPI 51-100	RPI 101-150	RPI 150+			
4- 16	0- 1	0- 0	OVERALL	0- 2	0- 5	4- 8			
3- 7	0- 0	0- 0	HOME	0- 1	0- 2	3- 4			
1- 9	0- 1	0- 0	AWAY	0- 1	0- 3	1- 4			
0- 0	0- 0	0- 0	NEUTRAL	0- 0	0- 0	0- 0			
3- 10	0- 1	0- 0	NON-CONFERENCE	0- 1	0- 3	3- 5			
3- 3	0- 0	0- 0	HOME	0- 0	0- 1	3- 2			
0- 7	0- 1	0- 0	AWAY	0- 1	0- 2	0- 3			
0- 0	0- 0	0- 0	NEUTRAL	0- 0	0- 0	0- 0			
1- 6	0- 0	0- 0	CONFERENCE	0- 1	0- 2	1- 3			
0- 4	0- 0	0- 0	HOME	0- 1	0- 1	0- 2			
1- 2	0- 0	0- 0	AWAY	0- 0	0- 1	1- 1			
0- 0	0- 0	0- 0	NEUTRAL	0- 0	0- 0	0- 0			

RPI 1-25				RPI 26-50				RPI 51-100				RPI 101+ Team's RPI: 282			
RPI	S	Opponent	Score	RPI	S	Opponent	Score	RPI	S	Opponent	Score	RPI	S	Opponent	Score
14	A	Ohio St.	37 84					80	A	Sacred Heart	33 55	110	H	LIU Brooklyn	59 66
								86	H	Boston U.	34 69	119	H	Albany (NY)	32 57
												125	A	Fairfield	34 42
												130	A	UMBC	47 73
												142	A	Seton Hall	30 65
												169	A	Iona	48 52
												180	H	Robert Morris	42 40
												186	H	Fordham	37 41
												189	H	George Mason	50 54
												198	H	Youngstown St.	54 47
												202	H	Binghamton	32 44
												203	A	New Hampshire	53 63
												227	A	Rider	41 53
												246	A	Fairleigh Dickinson	48 51
												255	H	Morgan St.	65 48
												260	A	Vermont	54 47
												318	H	Maine	44 57
LAST 12 Division I GAMES:															
318	H	Maine	44 57	260	A	Vermont	54 47								
203	A	New Hampshire	53 63	198	H	Youngstown St.	54 47								
86	H	Boston U.	34 69	255	H	Morgan St.	65 48								
130	A	UMBC	47 73	142	A	Seton Hall	30 65								
119	H	Albany (NY)	32 57	246	A	Fairleigh Dickinson	48 51								
202	H	Binghamton	32 44	186	H	Fordham	37 41								

Non-Div I Games:

Stony Brook

Loss, Non-Conf, S Site, H Home A Away N Neutral

Average RPI Win:	211	WON-LOST	WINNING	LAST 12	STRENGTH OF	OPP. STRENGTH	TEAM	ADJ.	CONF.	ADJ CONF.
Average RPI Loss:	43	RECORD	PCT. RANK	GAMES	SCHEDULE	OF SCHEDULE	RPI	RPI	RPI	RPI
DIV. I ONLY	13- 7	88	7- 5	137	70	102	102	2	2	
DIV. I NON-CONF.	11- 3	46	5- 1	231	162	142	142	2	2	
TOTALS	RPI 1-25	RPI 26-50	W-L RECORDS	RPI 51-100	RPI 101-150	RPI 150+				
13- 7	0- 2	0- 3	OVERALL	0- 2	2- 0	11- 0				
7- 2	0- 0	0- 1	HOME	0- 1	0- 0	7- 0				
4- 2	0- 1	0- 1	AWAY	0- 0	2- 0	2- 0				
2- 3	0- 1	0- 1	NEUTRAL	0- 1	0- 0	2- 0				
11- 3	0- 1	0- 1	NON-CONFERENCE	0- 1	0- 0	11- 0				
7- 0	0- 0	0- 0	HOME	0- 0	0- 0	7- 0				
2- 0	0- 0	0- 0	AWAY	0- 0	0- 0	2- 0				
2- 3	0- 1	0- 1	NEUTRAL	0- 1	0- 0	2- 0				
2- 4	0- 1	0- 2	CONFERENCE	0- 1	2- 0	0- 0				
0- 2	0- 0	0- 1	HOME	0- 1	0- 0	0- 0				
2- 2	0- 1	0- 1	AWAY	0- 0	2- 0	0- 0				
0- 0	0- 0	0- 0	NEUTRAL	0- 0	0- 0	0- 0				

RPI	S	Opponent	Score	RPI	S	Opponent	Score	RPI	S	Opponent	Score	RPI	S	Opponent	Score	Team's RPI: 102
13	A	Rutgers	44 55	31	A	Georgetown	42 69	61	H	West Virginia	72 76	142	A	Seton Hall	70 66	
25	N	Oklahoma	63 82	37	H	St. John's (NY)	58 70	87	N	Arizona	74 80	145	A	Pittsburgh	83 60	
				44	N	BYU	59 83					153	H	Coppin St.	56 50	
												158	H	Saint Francis (PA)	88 45	
												192	H	Buffalo	79 59	
												194	N	Xavier	70 67	
												202	A	Binghamton	90 57	
												240	H	Long Beach St.	81 42	
												244	A	Boise St.	70 47	
												247	N	Ohio	81 70	
												250	H	Niagara	81 30	
												258	H	Lafayette	74 54	
												322	H	Colgate	83 32	
LAST 12 Division I GAMES:																
142	A	Seton Hall	70 66	250	H	Niagara	81 30									
31	A	Georgetown	42 69	247	N	Ohio	81 70									
37	H	St. John's (NY)	58 70	25	N	Oklahoma	63 82									
145	A	Pittsburgh	83 60	194	N	Xavier	70 67									
13	A	Rutgers	44 55	153	H	Coppin St.	56 50									
322	H	Colgate	83 32	61	H	West Virginia	72 76									

Non-Div I Games:

Syracuse

Average RPI Win:	137	WON-LOST	WINNING	LAST 12	STRENGTH OF	OPP. STRENGTH	TEAM	ADJ.	CONF.	ADJ CONF.
Average RPI Loss:	45	RECORD	PCT. RANK	GAMES	SCHEDULE	OF SCHEDULE	RPI	RPI	RPI	RPI
DIV. I ONLY	10- 8	130	8- 4	17	13	50	50	8	8	
DIV. I NON-CONF.	7- 7	160	5- 3	44	5	69	69	8	8	
TOTALS	RPI 1-25	RPI 26-50	W-L RECORDS	RPI 51-100	RPI 101-150	RPI 150+				
10- 8	0- 5	1- 2	OVERALL	4- 0	1- 0	4- 1				
6- 3	0- 2	0- 1	HOME	3- 0	1- 0	2- 0				
4- 3	0- 2	1- 0	AWAY	1- 0	0- 0	2- 1				
0- 2	0- 1	0- 1	NEUTRAL	0- 0	0- 0	0- 0				
7- 7	0- 5	0- 1	NON-CONFERENCE	2- 0	1- 0	4- 1				
5- 2	0- 2	0- 0	HOME	2- 0	1- 0	2- 0				
2- 3	0- 2	0- 0	AWAY	0- 0	0- 0	2- 1				
0- 2	0- 1	0- 1	NEUTRAL	0- 0	0- 0	0- 0				
3- 1	0- 0	1- 1	CONFERENCE	2- 0	0- 0	0- 0				
1- 1	0- 0	0- 1	HOME	1- 0	0- 0	0- 0				
2- 0	0- 0	1- 0	AWAY	1- 0	0- 0	0- 0				
0- 0	0- 0	0- 0	NEUTRAL	0- 0	0- 0	0- 0				

RPI 1-25				RPI 26-50				Team's RPI: 50	RPI 51-100				RPI 101+			
RPI	S	Opponent	Score	RPI	S	Opponent	Score		RPI	S	Opponent	Score	RPI	S	Opponent	Score
7	N	Texas A&M	59 71	26	H	St. Bonaventure	65 74		53	A	Dayton	61 57	103	H	Auburn	73 57
9	H	Duke	54 65	36	A	Richmond	56 55		55	H	Duquesne	67 64	170	H	Penn	72 47
13	A	Rutgers	50 71	37	N	St. John's (NY)	53 59		71	H	UCLA	59 53	197	A	Northeastern	72 58
14	A	Ohio St.	66 70						84	H	Miami (OH)	70 36	241	A	Northern Ill.	52 58
15	H	Villanova	47 56										298	H	Kent St.	68 33
													306	A	Western Mich.	64 52
LAST 12 Division I GAMES:																
170	H	Penn	72 47	9	H	Duke	54 65									
55	H	Duquesne	67 64	15	H	Villanova	47 56									
53	A	Dayton	61 57	71	H	UCLA	59 53									
26	H	St. Bonaventure	65 74	298	H	Kent St.	68 33									
36	A	Richmond	56 55	103	H	Auburn	73 57									
306	A	Western Mich.	64 52	13	A	Rutgers	50 71									

Non-Div I Games:

Temple

Tennessee

Through Games Of Sunday, January 22, 2012

Average RPI Win:	63	WON-LOST	WINNING	LAST 12	STRENGTH OF	OPP. STRENGTH	TEAM	ADJ.	CONF.	ADJ CONF.
Average RPI Loss:	15	RECORD	PCT. RANK	GAMES	SCHEDULE	OF SCHEDULE	RPI	RPI	RPI	RPI
DIV. I ONLY	14- 4	31	10- 2	1	1	2	2	3	3	
DIV. I NON-CONF.	9- 3	61	5- 1	1	1	1	1	5	5	
TOTALS	RPI 1-25	RPI 26-50	W-L RECORDS	RPI 51-100	RPI 101-150	RPI 150+				
14- 4	4- 3	3- 1	OVERALL	4- 0	2- 0	1- 0				
9- 1	2- 1	2- 0	HOME	3- 0	1- 0	1- 0				
4- 3	1- 2	1- 1	AWAY	1- 0	1- 0	0- 0				
1- 0	1- 0	0- 0	NEUTRAL	0- 0	0- 0	0- 0				
9- 3	3- 2	1- 1	NON-CONFERENCE	3- 0	1- 0	1- 0				
6- 1	1- 1	1- 0	HOME	2- 0	1- 0	1- 0				
2- 2	1- 1	0- 1	AWAY	1- 0	0- 0	0- 0				
1- 0	1- 0	0- 0	NEUTRAL	0- 0	0- 0	0- 0				
5- 1	1- 1	2- 0	CONFERENCE	1- 0	1- 0	0- 0				
3- 0	1- 0	1- 0	HOME	1- 0	0- 0	0- 0				
2- 1	0- 1	1- 0	AWAY	0- 0	1- 0	0- 0				
0- 0	0- 0	0- 0	NEUTRAL	0- 0	0- 0	0- 0				

RPI	S	Opponent	Score	RPI	S	Opponent	Score	RPI	S	Opponent	Score	RPI	S	Opponent	Score
1	H	Baylor	67 76	29	H	LSU	65 56	51	H	Texas	73 57	103	A	Auburn	73 52
4	A	Stanford	80 97	42	A	Arkansas	69 38	56	H	Vanderbilt	87 64	134	H	Pepperdine	89 57
10	A	Kentucky	60 61	43	A	Virginia	64 69	59	H	Chattanooga	90 47	214	H	Old Dominion	90 37
12	H	Miami (FL)	92 76	47	H	Middle Tenn.	82 43	71	A	UCLA	85 64				
13	A	Rutgers	67 61												
21	H	Georgia	80 51												
23	N	DePaul	84 61												
LAST 12 Division I GAMES:															
29	H	LSU	65 56	103	A	Auburn	73 52								
56	H	Vanderbilt	87 64	214	H	Old Dominion	90 37								
10	A	Kentucky	60 61	4	A	Stanford	80 97								
42	A	Arkansas	69 38	71	A	UCLA	85 64								
21	H	Georgia	80 51	13	A	Rutgers	67 61								
59	H	Chattanooga	90 47	23	N	DePaul	84 61								

Non-Div I Games:

Tennessee

■ Loss,
 ■ Non-Conf, S Site,
 ■ Home
 ■ Away
 N Neutral

Tennessee St.

Through Games Of Sunday, January 22, 2012

Average RPI Win:	275	WON-LOST	WINNING	LAST 12	STRENGTH OF	OPP. STRENGTH	TEAM	ADJ.	CONF.	ADJ CONF.
Average RPI Loss:	177	RECORD	PCT. RANK	GAMES	SCHEDULE	OF SCHEDULE	RPI	RPI	RPI	RPI
DIV. I ONLY	6- 12	248	4- 8	184	340	267	267	31	31	
DIV. I NON-CONF.	3- 8	268	1- 4	74	337	217	217	30	30	
TOTALS	RPI 1-25	RPI 26-50	W-L RECORDS	RPI 51-100	RPI 101-150	RPI 150+				
6- 12	0- 1	0- 1	OVERALL	0- 2	0- 2	6- 6				
4- 4	0- 0	0- 0	HOME	0- 0	0- 2	4- 2				
1- 7	0- 1	0- 1	AWAY	0- 1	0- 0	1- 4				
1- 1	0- 0	0- 0	NEUTRAL	0- 1	0- 0	1- 0				
3- 8	0- 1	0- 1	NON-CONFERENCE	0- 2	0- 1	3- 3				
2- 2	0- 0	0- 0	HOME	0- 0	0- 1	2- 1				
0- 5	0- 1	0- 1	AWAY	0- 1	0- 0	0- 2				
1- 1	0- 0	0- 0	NEUTRAL	0- 1	0- 0	1- 0				
3- 4	0- 0	0- 0	CONFERENCE	0- 0	0- 1	3- 3				
2- 2	0- 0	0- 0	HOME	0- 0	0- 1	2- 1				
1- 2	0- 0	0- 0	AWAY	0- 0	0- 0	1- 2				
0- 0	0- 0	0- 0	NEUTRAL	0- 0	0- 0	0- 0				

RPI 1-25				RPI 26-50				RPI 51-100				RPI 101+ Team's RPI: 267			
RPI	S	Opponent	Score	RPI	S	Opponent	Score	RPI	S	Opponent	Score	RPI	S	Opponent	Score
14	A	Ohio St.	51 78	47	A	Middle Tenn.	53 94	63	N	Fresno St.	66 83	132	H	UT Martin	105 114
								93	A	Memphis	64 88	148	H	Florida A&M	75 90
												168	H	South Ala.	74 69
												200	H	SIU Edwardsville	50 60
												237	N	Cal St. Fullerton	61 48
												242	A	Cleveland St.	56 74
												273	A	Eastern Ky.	59 79
												277	H	Austin Peay	95 81
												285	H	Southern Ill.	68 89
												294	H	Morehead St.	86 80
												304	A	Tennessee Tech	71 80
												327	A	Jackson St.	43 67
												336	H	Lipscomb	80 54
												337	A	Jacksonville St.	67 57
LAST 12 Division I GAMES:															
294	H	Morehead St.	86 80	277	H	Austin Peay	95 81								
200	H	SIU Edwardsville	50 60	148	H	Florida A&M	75 90								
304	A	Tennessee Tech	71 80	47	A	Middle Tenn.	53 94								
337	A	Jacksonville St.	67 57	327	A	Jackson St.	43 67								
132	H	UT Martin	105 114	168	H	South Ala.	74 69								
273	A	Eastern Ky.	59 79	93	A	Memphis	64 88								

Non-Div I Games: Cumberland (TN) 78 48

Tennessee St.

■ Loss,
■ Non-Conf,
■ S Site,
■ H Home
■ A Away
N Neutral

Tennessee Tech

Through Games Of Sunday, January 22, 2012

Average RPI Win:	275	WON-LOST	WINNING	LAST 12	STRENGTH OF	OPP. STRENGTH	TEAM	ADJ.	CONF.	ADJ CONF.
Average RPI Loss:	191	RECORD	PCT. RANK	GAMES	SCHEDULE	OF SCHEDULE	RPI	RPI	RPI	RPI
DIV. I ONLY	6- 13	259	5- 7	308	285	304	304	31	31	
DIV. I NON-CONF.	3- 10	281	2- 4	291	239	296	296	30	30	
TOTALS	RPI 1-25	RPI 26-50	W-L RECORDS	RPI 51-100	RPI 101-150	RPI 150+				
6- 13	0- 0	0- 1	OVERALL	0- 1	0- 3	6- 8				
4- 4	0- 0	0- 0	HOME	0- 0	0- 1	4- 3				
2- 9	0- 0	0- 1	AWAY	0- 1	0- 2	2- 5				
0- 0	0- 0	0- 0	NEUTRAL	0- 0	0- 0	0- 0				
3- 10	0- 0	0- 1	NON-CONFERENCE	0- 1	0- 2	3- 6				
1- 4	0- 0	0- 0	HOME	0- 0	0- 1	1- 3				
2- 6	0- 0	0- 1	AWAY	0- 1	0- 1	2- 3				
0- 0	0- 0	0- 0	NEUTRAL	0- 0	0- 0	0- 0				
3- 3	0- 0	0- 0	CONFERENCE	0- 0	0- 1	3- 2				
3- 0	0- 0	0- 0	HOME	0- 0	0- 0	3- 0				
0- 3	0- 0	0- 0	AWAY	0- 0	0- 1	0- 2				
0- 0	0- 0	0- 0	NEUTRAL	0- 0	0- 0	0- 0				

RPI S	Opponent	Score	RPI S	Opponent	Score	RPI S	Opponent	Score	RPI S	Opponent	Score	Team's RPI: 304
47	A Middle Tenn.	55 74	71	A UCLA	52 74	110	H LIU Brooklyn	60 62	132	A UT Martin	61 83	
						133	A Samford	55 61	187	H Marshall	68 73	
						200	A SIU Edwardsville	54 62	206	A Louisiana Tech	64 82	
						232	A Western Ky.	58 71	232	H Western Ky.	69 59	
						239	A Alabama A&M	35 61	253	A La.-Monroe	68 64	
						267	H Tennessee St.	80 71	278	A East Tenn. St.	87 76	
						283	H Western Caro.	58 61	294	H Morehead St.	68 50	
						311	A Murray St.	72 76	328	H Southeast Mo. St.	60 57	
						336	H Lipscomb	61 66				
LAST 12 Division I GAMES:												
328	H Southeast Mo. St.	60 57	132	A UT Martin	61 83							
232	A Western Ky.	58 71	187	H Marshall	68 73							
311	A Murray St.	72 76	206	A Louisiana Tech	64 82							
267	H Tennessee St.	80 71	253	A La.-Monroe	68 64							
294	H Morehead St.	68 50	133	A Samford	55 61							
200	A SIU Edwardsville	54 62	232	H Western Ky.	69 59							

Non-Div I Games: Tenn. Wesleyan 66 52

Tennessee Tech

Loss, Non-Conf, S Site, H Home A Away N Neutral

Average RPI Win:	290	WON-LOST	WINNING	LAST 12	STRENGTH OF	OPP. STRENGTH	TEAM	ADJ.	CONF.	ADJ CONF.
Average RPI Loss:	131	RECORD	PCT. RANK	GAMES	SCHEDULE	OF SCHEDULE	RPI	RPI	RPI	RPI
DIV. I ONLY	5- 12	274	4- 6	100	294	225	225	33	33	
DIV. I NON-CONF.	4- 11	273	3- 5	55	276	198	198	33	33	
TOTALS	RPI 1-25	RPI 26-50	W-L RECORDS	RPI 51-100	RPI 101-150	RPI 150+				
5- 12	0- 1	0- 2	OVERALL	0- 2	0- 2	5- 5				
3- 3	0- 0	0- 0	HOME	0- 0	0- 0	3- 3				
2- 6	0- 1	0- 2	AWAY	0- 1	0- 0	2- 2				
0- 3	0- 0	0- 0	NEUTRAL	0- 1	0- 2	0- 0				
4- 11	0- 1	0- 2	NON-CONFERENCE	0- 2	0- 2	4- 4				
2- 2	0- 0	0- 0	HOME	0- 0	0- 0	2- 2				
2- 6	0- 1	0- 2	AWAY	0- 1	0- 0	2- 2				
0- 3	0- 0	0- 0	NEUTRAL	0- 1	0- 2	0- 0				
1- 1	0- 0	0- 0	CONFERENCE	0- 0	0- 0	1- 1				
1- 1	0- 0	0- 0	HOME	0- 0	0- 0	1- 1				
0- 0	0- 0	0- 0	AWAY	0- 0	0- 0	0- 0				
0- 0	0- 0	0- 0	NEUTRAL	0- 0	0- 0	0- 0				

RPI 1-25				RPI 26-50				RPI 51-100				RPI 101+ Team's RPI: 225			
RPI	S	Opponent	Score	RPI	S	Opponent	Score	RPI	S	Opponent	Score	RPI	S	Opponent	Score
12	A	Miami (FL)	37 83	33	A	Nebraska	27 65	73	A	UTEP	51 62	111	N	Yale	57 59
				38	A	Oklahoma St.	35 74	89	N	Colorado	49 67	112	N	McNeese St.	46 67
												151	A	Sam Houston St.	56 64
												173	A	TCU	56 54
												183	H	Stephen F. Austin	58 69
												213	H	Texas St.	61 66
												249	A	UTSA	54 68
												310	H	Texas-Arlington	72 65
												313	H	NJIT	40 41
												320	A	A&M-Corpus Christi	58 56
												320	H	A&M-Corpus Christi	69 52
												329	H	Chicago St.	43 39
LAST 12 Division I GAMES:															
313	H	NJIT	40 41	38	A	Oklahoma St.	35 74	183	H	Stephen F. Austin	58 69	320	H	A&M-Corpus Christi	69 52
329	H	Chicago St.	43 39					33	A	Nebraska	27 65	151	A	Sam Houston St.	56 64
173	A	TCU	56 54					320	A	A&M-Corpus Christi	58 56				
310	H	Texas-Arlington	72 65												
249	A	UTSA	54 68												
89	N	Colorado	49 67												

Non-Div I Games: Paul Quinn 72 43 Huston-Tillotson 94 51 Our Lady Of The Lak73 66

Tex.-Pan American

Loss, Non-Conf, S Site, H Home A Away N Neutral

Average RPI Win:	172	WON-LOST	WINNING	LAST 12	STRENGTH OF	OPP. STRENGTH	TEAM	ADJ.	CONF.	ADJ CONF.
Average RPI Loss:	16	RECORD	PCT. RANK	GAMES	SCHEDULE	OF SCHEDULE	RPI	RPI	RPI	RPI
DIV. I ONLY	12- 6	81	7- 5	46	14	51	51	1	1	
DIV. I NON-CONF.	10- 2	32	5- 1	191	37	113	113	1	1	
TOTALS	RPI 1-25	RPI 26-50	W-L RECORDS	RPI 51-100	RPI 101-150	RPI 150+				
12- 6	1- 4	2- 2	OVERALL	2- 0	0- 0	7- 0				
8- 3	0- 2	0- 1	HOME	2- 0	0- 0	6- 0				
2- 3	1- 2	0- 1	AWAY	0- 0	0- 0	1- 0				
2- 0	0- 0	2- 0	NEUTRAL	0- 0	0- 0	0- 0				
10- 2	0- 2	2- 0	NON-CONFERENCE	1- 0	0- 0	7- 0				
7- 1	0- 1	0- 0	HOME	1- 0	0- 0	6- 0				
1- 1	0- 1	0- 0	AWAY	0- 0	0- 0	1- 0				
2- 0	0- 0	2- 0	NEUTRAL	0- 0	0- 0	0- 0				
2- 4	1- 2	0- 2	CONFERENCE	1- 0	0- 0	0- 0				
1- 2	0- 1	0- 1	HOME	1- 0	0- 0	0- 0				
1- 2	1- 1	0- 1	AWAY	0- 0	0- 0	0- 0				
0- 0	0- 0	0- 0	NEUTRAL	0- 0	0- 0	0- 0				

RPI 1-25				RPI 26-50				RPI 51-100				Team's RPI: 51		RPI 101+			
RPI	S	Opponent	Score	RPI	S	Opponent	Score	RPI	S	Opponent	Score			RPI	S	Opponent	Score
1	H	Baylor	59 77	27	H	Kansas	67 72	76	H	Iowa St.	62 60			164	H	North Texas	71 62
2	A	Tennessee	57 73	35	N	California	61 60	83	H	Michigan St.	61 53			222	H	Grambling	91 38
4	H	Stanford	59 72	38	A	Oklahoma St.	51 70							223	A	Hawaii	71 50
7	A	Texas A&M	76 71	43	N	Virginia	79 53							238	H	Alcorn St.	74 42
25	A	Oklahoma	67 73											305	H	Ark.-Pine Bluff	79 40
														331	H	Southeastern La.	73 65
														334	H	Delaware St.	89 35
LAST 12 Division I GAMES:																	
25	A	Oklahoma	67 73	334	H	Delaware St.	89 35										
76	H	Iowa St.	62 60	222	H	Grambling	91 38										
1	H	Baylor	59 77	164	H	North Texas	71 62										
7	A	Texas A&M	76 71	305	H	Ark.-Pine Bluff	79 40										
38	A	Oklahoma St.	51 70	83	H	Michigan St.	61 53										
27	H	Kansas	67 72	2	A	Tennessee	57 73										

Average RPI Win:	80	WON-LOST	WINNING	LAST 12	STRENGTH OF	OPP. STRENGTH	TEAM	ADJ.	CONF.	ADJ CONF.
Average RPI Loss:	21	RECORD	PCT. RANK	GAMES	SCHEDULE	OF SCHEDULE	RPI	RPI	RPI	RPI
DIV. I ONLY	13- 4	39	8- 4	3	3	7	7	1	1	
DIV. I NON-CONF.	9- 2	37	4- 2	6	12	7	7	1	1	
TOTALS	RPI 1-25	RPI 26-50	W-L RECORDS	RPI 51-100	RPI 101-150	RPI 150+				
13- 4	3- 3	2- 0	OVERALL	4- 1	2- 0	2- 0				
7- 1	3- 0	0- 0	HOME	2- 1	2- 0	0- 0				
4- 3	0- 3	1- 0	AWAY	1- 0	0- 0	2- 0				
2- 0	0- 0	1- 0	NEUTRAL	1- 0	0- 0	0- 0				
9- 2	2- 2	1- 0	NON-CONFERENCE	2- 0	2- 0	2- 0				
5- 0	2- 0	0- 0	HOME	1- 0	2- 0	0- 0				
2- 2	0- 2	0- 0	AWAY	0- 0	0- 0	2- 0				
2- 0	0- 0	1- 0	NEUTRAL	1- 0	0- 0	0- 0				
4- 2	1- 1	1- 0	CONFERENCE	2- 1	0- 0	0- 0				
2- 1	1- 0	0- 0	HOME	1- 1	0- 0	0- 0				
2- 1	0- 1	1- 0	AWAY	1- 0	0- 0	0- 0				
0- 0	0- 0	0- 0	NEUTRAL	0- 0	0- 0	0- 0				

RPI	S	Opponent	Score	RPI	S	Opponent	Score	RPI	S	Opponent	Score	RPI	S	Opponent	Score
3	A	Connecticut	51 81	27	A	Kansas	76 65	51	H	Texas	71 76	112	H	McNeese St.	72 62
11	A	Kansas St.	69 71	50	N	Temple	71 59	67	N	Iowa	74 58	139	H	Lamar	83 58
18	H	Louisville	76 58					75	H	Missouri	78 52	156	A	UALR	83 54
20	A	Purdue	51 60					76	A	Iowa St.	59 33	173	A	TCU	68 53
22	H	Southern California	71 70					98	H	Mississippi St.	93 47				
25	H	Oklahoma	75 58												
LAST 12 Division I GAMES:															
27	A	Kansas	76 65	112	H	McNeese St.	72 62	22	H	Southern California	71 70	173	A	TCU	68 53
75	H	Missouri	78 52	3	A	Connecticut	51 81	20	A	Purdue	51 60				
76	A	Iowa St.	59 33	51	H	Texas	71 76	67	N	Iowa	74 58				
51	H	Texas	71 76	25	H	Oklahoma	75 58								
25	H	Oklahoma	75 58	11	A	Kansas St.	69 71								

Non-Div I Games:

Texas A&M

Texas Southern

Through Games Of Sunday, January 22, 2012

Average RPI Win:	282	WON-LOST	WINNING	LAST 12	STRENGTH OF	OPP. STRENGTH	TEAM	ADJ.	CONF.	ADJ CONF.
Average RPI Loss:	201	RECORD	PCT. RANK	GAMES	SCHEDULE	OF SCHEDULE	RPI	RPI	RPI	RPI
DIV. I ONLY	3- 13	310	2- 10	294	299	330	330	32	32	
DIV. I NON-CONF.	1- 9	322	0- 6	135	247	288	288	21	21	
TOTALS	RPI 1-25	RPI 26-50	W-L RECORDS	RPI 51-100	RPI 101-150	RPI 150+				
3- 13	0- 1	0- 1	OVERALL	0- 0	0- 2	3- 9				
1- 7	0- 0	0- 0	HOME	0- 0	0- 1	1- 6				
1- 5	0- 1	0- 1	AWAY	0- 0	0- 1	1- 2				
1- 1	0- 0	0- 0	NEUTRAL	0- 0	0- 0	1- 1				
1- 9	0- 1	0- 1	NON-CONFERENCE	0- 0	0- 2	1- 5				
0- 4	0- 0	0- 0	HOME	0- 0	0- 1	0- 3				
0- 4	0- 1	0- 1	AWAY	0- 0	0- 1	0- 1				
1- 1	0- 0	0- 0	NEUTRAL	0- 0	0- 0	1- 1				
2- 4	0- 0	0- 0	CONFERENCE	0- 0	0- 0	2- 4				
1- 3	0- 0	0- 0	HOME	0- 0	0- 0	1- 3				
1- 1	0- 0	0- 0	AWAY	0- 0	0- 0	1- 1				
0- 0	0- 0	0- 0	NEUTRAL	0- 0	0- 0	0- 0				

RPI 1-25				RPI 26-50				RPI 51-100				RPI 101+ Team's RPI: 330			
RPI	S	Opponent	Score	RPI	S	Opponent	Score	RPI	S	Opponent	Score	RPI	S	Opponent	Score
1	A	Baylor	39 91	42	A	Arkansas	41 86					112	H	McNeese St.	37 70
												117	A	Utah	33 75
												173	A	TCU	38 66
												222	A	Grambling	54 51
												238	H	Alcorn St.	48 51
												248	H	Southern U.	39 49
												252	H	Norfolk St.	58 80
												257	H	Nicholls St.	48 69
												260	N	Vermont	60 72
												281	H	Prairie View	43 64
												302	H	Air Force	54 64
												305	H	Ark.-Pine Bluff	57 36
												320	N	A&M-Corpus Christi	63 54
												327	A	Jackson St.	38 55
LAST 12 Division I GAMES:															
305	H	Ark.-Pine Bluff	57 36	173	A	TCU	38 66								
327	A	Jackson St.	38 55	42	A	Arkansas	41 86								
222	A	Grambling	54 51	117	A	Utah	33 75								
281	H	Prairie View	43 64	112	H	McNeese St.	37 70								
248	H	Southern U.	39 49	257	H	Nicholls St.	48 69								
238	H	Alcorn St.	48 51	1	A	Baylor	39 91								

Non-Div I Games:

Texas Southern

■ Loss,
 ■ Non-Conf, S Site,
 ■ Home
 ■ Away
 N Neutral

Average RPI Win:	263	WON-LOST	WINNING	LAST 12	STRENGTH OF	OPP. STRENGTH	TEAM	ADJ.	CONF.	ADJ CONF.
Average RPI Loss:	167	RECORD	PCT. RANK	GAMES	SCHEDULE	OF SCHEDULE	RPI	RPI	RPI	RPI
DIV. I ONLY	6- 7	196	5- 5	279	316	213	213	24	24	
DIV. I NON-CONF.	4- 5	200	3- 3	267	327	222	222	26	26	
TOTALS	RPI 1-25	RPI 26-50	W-L RECORDS	RPI 51-100	RPI 101-150	RPI 150+				
6- 7	0- 0	0- 1	OVERALL	0- 1	0- 1	6- 4				
3- 2	0- 0	0- 0	HOME	0- 0	0- 0	3- 2				
3- 5	0- 0	0- 1	AWAY	0- 1	0- 1	3- 2				
0- 0	0- 0	0- 0	NEUTRAL	0- 0	0- 0	0- 0				
4- 5	0- 0	0- 1	NON-CONFERENCE	0- 1	0- 0	4- 3				
1- 2	0- 0	0- 0	HOME	0- 0	0- 0	1- 2				
3- 3	0- 0	0- 1	AWAY	0- 1	0- 0	3- 1				
0- 0	0- 0	0- 0	NEUTRAL	0- 0	0- 0	0- 0				
2- 2	0- 0	0- 0	CONFERENCE	0- 0	0- 1	2- 1				
2- 0	0- 0	0- 0	HOME	0- 0	0- 0	2- 0				
0- 2	0- 0	0- 0	AWAY	0- 0	0- 1	0- 1				
0- 0	0- 0	0- 0	NEUTRAL	0- 0	0- 0	0- 0				

RPI 1-25				RPI 26-50				RPI 51-100				RPI 101+				Team's RPI: 213	
RPI	S	Opponent	Score	RPI	S	Opponent	Score	RPI	S	Opponent	Score	RPI	S	Opponent	Score		
				49	A	Texas Tech	40 85	73	A	UTEP	58 81	112	A	McNeese St.	41 72		
												151	H	Sam Houston St.	66 53		
												164	H	North Texas	43 61		
												221	A	Rice	66 73		
												225	A	Tex.-Pan American	66 61		
												249	A	UTSA	53 67		
												264	A	Kennesaw St.	72 70		
												288	A	Belmont	71 66		
												302	H	Air Force	69 77		
												309	H	Northwestern St.	70 68		
												342	H	Houston Baptist	86 61		
LAST 12 Division I GAMES:																	
				249	A	UTSA	53 67					288	A	Belmont	71 66		
				151	H	Sam Houston St.	66 53					264	A	Kennesaw St.	72 70		
				112	A	McNeese St.	41 72					221	A	Rice	66 73		
				309	H	Northwestern St.	70 68					49	A	Texas Tech	40 85		
				73	A	UTEP	58 81					164	H	North Texas	43 61		
				342	H	Houston Baptist	86 61					302	H	Air Force	69 77		

Non-Div I Games: St. Thomas (TX) 92 50 Concordia (TX) 63 50 Texas Lutheran 85 28 Huston-Tillotson 102 69 Texas St.

Texas Tech

Through Games Of Sunday, January 22, 2012

Average RPI Win:	178	WON-LOST	WINNING	LAST 12	STRENGTH OF	OPP. STRENGTH	TEAM	ADJ.	CONF.	ADJ CONF.
Average RPI Loss:	28	RECORD	PCT. RANK	GAMES	SCHEDULE	OF SCHEDULE	RPI	RPI	RPI	RPI
DIV. I ONLY	14- 4	31	8- 4	96	34	49	49	1	1	
DIV. I NON-CONF.	12- 0	1	6- 0	273	128	112	112	1	1	
TOTALS	RPI 1-25	RPI 26-50	W-L RECORDS	RPI 51-100	RPI 101-150	RPI 150+				
14- 4	0- 3	2- 0	OVERALL	2- 1	3- 0	7- 0				
9- 2	0- 2	2- 0	HOME	1- 0	1- 0	5- 0				
3- 2	0- 1	0- 0	AWAY	1- 1	1- 0	1- 0				
2- 0	0- 0	0- 0	NEUTRAL	0- 0	1- 0	1- 0				
12- 0	0- 0	1- 0	NON-CONFERENCE	1- 0	3- 0	7- 0				
8- 0	0- 0	1- 0	HOME	1- 0	1- 0	5- 0				
2- 0	0- 0	0- 0	AWAY	0- 0	1- 0	1- 0				
2- 0	0- 0	0- 0	NEUTRAL	0- 0	1- 0	1- 0				
2- 4	0- 3	1- 0	CONFERENCE	1- 1	0- 0	0- 0				
1- 2	0- 2	1- 0	HOME	0- 0	0- 0	0- 0				
1- 2	0- 1	0- 0	AWAY	1- 1	0- 0	0- 0				
0- 0	0- 0	0- 0	NEUTRAL	0- 0	0- 0	0- 0				

RPI 1-25				RPI 26-50				Team's RPI: 49				RPI 51-100				RPI 101+			
RPI	S	Opponent	Score	RPI	S	Opponent	Score	RPI	S	Opponent	Score	RPI	S	Opponent	Score	RPI	S	Opponent	Score
1	H	Baylor	64 72	30	H	Penn St.	70 66	75	A	Missouri	69 63	103	A	San Diego	58 57				
11	H	Kansas St.	61 62	38	H	Oklahoma St.	58 53	76	A	Iowa St.	49 66	107	N	Illinois	70 64				
25	A	Oklahoma	68 71					95	H	Central Ark.	76 43	121	H	UMKC	94 67				
												213	H	Texas St.	85 40				
												232	H	Western Ky.	75 38				
												253	H	La.-Monroe	94 54				
												290	H	New Mexico	69 43				
												303	N	CSU Bakersfield	81 63				
												310	H	Texas-Arlington	88 48				
												316	A	Houston	88 58				
LAST 12 Division I GAMES:																			
76	A	Iowa St.	49 66	103	A	San Diego	58 57												
1	H	Baylor	64 72	303	N	CSU Bakersfield	81 63												
11	H	Kansas St.	61 62	232	H	Western Ky.	75 38												
25	A	Oklahoma	68 71	107	N	Illinois	70 64												
75	A	Missouri	69 63	310	H	Texas-Arlington	88 48												
38	H	Oklahoma St.	58 53	30	H	Penn St.	70 66												

Non-Div I Games:

Texas Tech

■ Loss,
 ■ Non-Conf, S Site,
 ■ Home
 ■ Away
 N Neutral

Texas-Arlington

Through Games Of Sunday, January 22, 2012

Average RPI Win:	263	WON-LOST	WINNING	LAST 12	STRENGTH OF	OPP. STRENGTH	TEAM	ADJ.	CONF.	ADJ CONF.
Average RPI Loss:	162	RECORD	PCT. RANK	GAMES	SCHEDULE	OF SCHEDULE	RPI	RPI	RPI	RPI
DIV. I ONLY	2- 13	325	2- 10	152	311	310	310	24	24	
DIV. I NON-CONF.	1- 9	322	1- 6	119	248	297	297	26	26	
TOTALS	RPI 1-25	RPI 26-50	W-L RECORDS	RPI 51-100	RPI 101-150	RPI 150+				
2- 13	0- 0	0- 2	OVERALL	0- 3	0- 1	2- 7				
1- 5	0- 0	0- 0	HOME	0- 1	0- 1	1- 3				
1- 6	0- 0	0- 2	AWAY	0- 1	0- 0	1- 3				
0- 2	0- 0	0- 0	NEUTRAL	0- 1	0- 0	0- 1				
1- 9	0- 0	0- 2	NON-CONFERENCE	0- 3	0- 0	1- 4				
1- 3	0- 0	0- 0	HOME	0- 1	0- 0	1- 2				
0- 4	0- 0	0- 2	AWAY	0- 1	0- 0	0- 1				
0- 2	0- 0	0- 0	NEUTRAL	0- 1	0- 0	0- 1				
1- 4	0- 0	0- 0	CONFERENCE	0- 0	0- 1	1- 3				
0- 2	0- 0	0- 0	HOME	0- 0	0- 1	0- 1				
1- 2	0- 0	0- 0	AWAY	0- 0	0- 0	1- 2				
0- 0	0- 0	0- 0	NEUTRAL	0- 0	0- 0	0- 0				

RPI 1-25				RPI 26-50				RPI 51-100				RPI 101+				Team's RPI: 310	
RPI	S	Opponent	Score	RPI	S	Opponent	Score	RPI	S	Opponent	Score	RPI	S	Opponent	Score		
				42	A	Arkansas	34 57	63	H	Fresno St.	48 78	139	H	Lamar	52 68		
				49	A	Texas Tech	48 88	74	N	Wichita St.	64 90	151	A	Sam Houston St.	41 58		
								93	A	Memphis	60 77	164	H	North Texas	47 66		
												183	A	Stephen F. Austin	69 61		
												219	H	George Washington	41 63		
												225	A	Tex.-Pan American	65 72		
												257	A	Nicholls St.	59 78		
												306	N	Western Mich.	63 67		
												320	H	A&M-Corpus Christi	51 61		
												342	H	Houston Baptist	78 61		
LAST 12 Division I GAMES:																	
				183	A	Stephen F. Austin	69 61	342	H	Houston Baptist	78 61						
				320	H	A&M-Corpus Christi	51 61	225	A	Tex.-Pan American	65 72						
				139	H	Lamar	52 68	306	N	Western Mich.	63 67						
				151	A	Sam Houston St.	41 58	74	N	Wichita St.	64 90						
				257	A	Nicholls St.	59 78	49	A	Texas Tech	48 88						
				63	H	Fresno St.	48 78	93	A	Memphis	60 77						

Non-Div I Games: McMurry 52 41

Texas-Arlington

■ Loss,
 ■ Non-Conf,
 ■ S Site,
 ■ H Home
 ■ A Away
 N Neutral

T
o
l
e
d
o

Toledo				Through Games Of Sunday, January 22, 2012						
Average RPI Win:	177	WON-LOST	WINNING	LAST 12	STRENGTH OF	OPP. STRENGTH	TEAM	ADJ.	CONF.	ADJ CONF.
Average RPI Loss:	140	RECORD	PCT. RANK	GAMES	SCHEDULE	OF SCHEDULE	RPI	RPI	RPI	RPI
DIV. I ONLY		11- 7	104	7- 5	116	130	113	113	12	12
DIV. I NON-CONF.		7- 5	123	3- 3	58	95	71	71	13	13
<hr/>										
TOTALS	RPI 1-25	RPI 26-50		W-L RECORDS		RPI 51-100	RPI 101-150		RPI 150+	
11- 7	0- 2	0- 0		OVERALL		2- 2	2- 0		7- 3	
7- 3	0- 1	0- 0		HOME		1- 2	2- 0		4- 0	
4- 4	0- 1	0- 0		AWAY		1- 0	0- 0		3- 3	
0- 0	0- 0	0- 0		NEUTRAL		0- 0	0- 0		0- 0	
<hr/>										
7- 5	0- 2	0- 0		NON-CONFERENCE		2- 1	1- 0		4- 2	
5- 2	0- 1	0- 0		HOME		1- 1	1- 0		3- 0	
2- 3	0- 1	0- 0		AWAY		1- 0	0- 0		1- 2	
0- 0	0- 0	0- 0		NEUTRAL		0- 0	0- 0		0- 0	
<hr/>										
4- 2	0- 0	0- 0		CONFERENCE		0- 1	1- 0		3- 1	
2- 1	0- 0	0- 0		HOME		0- 1	1- 0		1- 0	
2- 1	0- 0	0- 0		AWAY		0- 0	0- 0		2- 1	
0- 0	0- 0	0- 0		NEUTRAL		0- 0	0- 0		0- 0	

RPI 1-25				RPI 26-50				RPI 51-100				RPI 101+ Team's RPI: 113			
RPI	S	Opponent	Score	RPI	S	Opponent	Score	RPI	S	Opponent	Score	RPI	S	Opponent	Score
17	A	Green Bay	68 84					53	H	Dayton	61 51	119	H	Albany (NY)	53 39
17	H	Green Bay	65 72					77	A	Northwestern	75 56	144	H	Central Mich.	58 53
								85	H	Marquette	60 69	169	H	Iona	54 42
								92	H	Eastern Mich.	66 70	185	A	Indiana	69 58
												212	H	Colorado St.	58 51
												228	A	Milwaukee	57 60
												235	A	Arkansas St.	56 64
												241	A	Northern Ill.	49 47
												242	H	Cleveland St.	81 42
												247	A	Ohio	52 33
												263	H	Ball St.	63 48
												306	A	Western Mich.	67 70

LAST 12 Division I GAMES:															
247	A	Ohio	52 33	85	H	Marquette	60 69	228	A	Milwaukee	57 60	17	H	Green Bay	65 72
263	H	Ball St.	63 48	77	A	Northwestern	75 56	242	H	Cleveland St.	81 42	212	H	Colorado St.	58 51
241	A	Northern Ill.	49 47												
92	H	Eastern Mich.	66 70												
144	H	Central Mich.	58 53												
306	A	Western Mich.	67 70												

Non-Div I Games:

Toledo

T
o
l
e
d
o

Average RPI Win:	189	WON-LOST	WINNING	LAST 12	STRENGTH OF	OPP. STRENGTH	TEAM	ADJ.	CONF.	ADJ CONF.
Average RPI Loss:	20	RECORD	PCT. RANK	GAMES	SCHEDULE	OF SCHEDULE	RPI	RPI	RPI	RPI
DIV. I ONLY	12- 6	81	8- 4	71	37	45	45	7	7	
DIV. I NON-CONF.	9- 2	37	5- 0	214	54	88	88	7	7	
TOTALS	RPI 1-25	RPI 26-50	W-L RECORDS	RPI 51-100	RPI 101-150	RPI 150+				
12- 6	0- 4	1- 1	OVERALL	0- 1	1- 0	10- 0				
7- 1	0- 1	1- 0	HOME	0- 0	1- 0	5- 0				
5- 5	0- 3	0- 1	AWAY	0- 1	0- 0	5- 0				
0- 0	0- 0	0- 0	NEUTRAL	0- 0	0- 0	0- 0				
9- 2	0- 2	0- 0	NON-CONFERENCE	0- 0	1- 0	8- 0				
5- 0	0- 0	0- 0	HOME	0- 0	1- 0	4- 0				
4- 2	0- 2	0- 0	AWAY	0- 0	0- 0	4- 0				
0- 0	0- 0	0- 0	NEUTRAL	0- 0	0- 0	0- 0				
3- 4	0- 2	1- 1	CONFERENCE	0- 1	0- 0	2- 0				
2- 1	0- 1	1- 0	HOME	0- 0	0- 0	1- 0				
1- 3	0- 1	0- 1	AWAY	0- 1	0- 0	1- 0				
0- 0	0- 0	0- 0	NEUTRAL	0- 0	0- 0	0- 0				

RPI 1-25				RPI 26-50				Team's RPI: 45	RPI 51-100				RPI 101+			
RPI	S	Opponent	Score	RPI	S	Opponent	Score		RPI	S	Opponent	Score	RPI	S	Opponent	Score
3	A	Connecticut	31 92	28	A	James Madison	57 67		68	A	Drexel	38 66	130	H	UMBC	56 45
6	A	Maryland	46 82	28	H	James Madison	65 58						153	A	Coppin St.	61 59
8	A	Delaware	51 74										158	A	Saint Francis (PA)	59 53
8	H	Delaware	46 65										167	H	William & Mary	77 75
													207	A	Georgia St.	56 52
													208	H	Loyola Maryland	56 54
													211	H	Canisius	64 50
													218	H	Md.-East. Shore	58 45
													224	H	Mt. St. Mary's	71 70
													232	A	Western Ky.	67 62
													334	A	Delaware St.	70 59
LAST 12 Division I GAMES:																
207	A	Georgia St.	56 52	208	H	Loyola Maryland	56 54									
8	H	Delaware	46 65	334	A	Delaware St.	70 59									
28	A	James Madison	57 67	218	H	Md.-East. Shore	58 45									
167	H	William & Mary	77 75	158	A	Saint Francis (PA)	59 53									
68	A	Drexel	38 66	153	A	Coppin St.	61 59									
8	A	Delaware	51 74	28	H	James Madison	65 58									

Non-Div I Games:

Towson

Average RPI Win:	312	WON-LOST	WINNING	LAST 12	STRENGTH OF	OPP. STRENGTH	TEAM	ADJ.	CONF.	ADJ CONF.
Average RPI Loss:	209	RECORD	PCT. RANK	GAMES	SCHEDULE	OF SCHEDULE	RPI	RPI	RPI	RPI
DIV. I ONLY	1- 16	338	1- 11	311	290	338	338	19	19	
DIV. I NON-CONF.	1- 9	322	1- 4	336	336	341	341	15	15	
TOTALS	RPI 1-25	RPI 26-50	W-L RECORDS	RPI 51-100	RPI 101-150	RPI 150+				
1- 16	0- 0	0- 1	OVERALL	0- 0	0- 3	1- 12				
0- 7	0- 0	0- 1	HOME	0- 0	0- 1	0- 5				
1- 8	0- 0	0- 0	AWAY	0- 0	0- 2	1- 6				
0- 1	0- 0	0- 0	NEUTRAL	0- 0	0- 0	0- 1				
1- 9	0- 0	0- 0	NON-CONFERENCE	0- 0	0- 2	1- 7				
0- 3	0- 0	0- 0	HOME	0- 0	0- 1	0- 2				
1- 5	0- 0	0- 0	AWAY	0- 0	0- 1	1- 4				
0- 1	0- 0	0- 0	NEUTRAL	0- 0	0- 0	0- 1				
0- 7	0- 0	0- 1	CONFERENCE	0- 0	0- 1	0- 5				
0- 4	0- 0	0- 1	HOME	0- 0	0- 0	0- 3				
0- 3	0- 0	0- 0	AWAY	0- 0	0- 1	0- 2				
0- 0	0- 0	0- 0	NEUTRAL	0- 0	0- 0	0- 0				

RPI 1-25			RPI 26-50			RPI 51-100			RPI 101+			Team's RPI: 338
RPI	S	Opponent	Score	RPI	S	Opponent	Score	RPI	S	Opponent	Score	
				47	H	Middle Tenn.	66 72					
								103	A	Auburn	47 74	
								127	A	Denver	51 73	
								149	H	American	45 55	
								164	A	North Texas	36 57	
								168	H	South Ala.	46 53	
								171	A	Furman	57 75	
								182	H	Fla. Atlantic	46 66	
								216	H	Winthrop	66 80	
								232	A	Western Ky.	38 64	
								253	H	La.-Monroe	46 49	
								264	H	Kennesaw St.	57 66	
								287	N	Evansville	49 59	
								312	A	Alabama St.	60 53	
								318	A	Maine	53 66	
								321	A	Mercer	59 69	
								337	A	Jacksonville St.	54 65	
LAST 12 Division I GAMES:												
253	H	La.-Monroe	46 49	127	A	Denver	51 73					
182	H	Fla. Atlantic	46 66	264	H	Kennesaw St.	57 66					
168	H	South Ala.	46 53	321	A	Mercer	59 69					
232	A	Western Ky.	38 64	312	A	Alabama St.	60 53					
47	H	Middle Tenn.	66 72	149	H	American	45 55					
164	A	North Texas	36 57	337	A	Jacksonville St.	54 65					

Non-Div I Games: Belhaven

53 56

Troy

Average RPI Win:	168	WON-LOST	WINNING	LAST 12	STRENGTH OF	OPP. STRENGTH	TEAM	ADJ.	CONF.	ADJ CONF.
Average RPI Loss:	101	RECORD	PCT. RANK	GAMES	SCHEDULE	OF SCHEDULE	RPI	RPI	RPI	RPI
DIV. I ONLY	12- 5	69	8- 4	38	198	40	40	11	11	
DIV. I NON-CONF.	9- 2	37	5- 1	68	160	49	49	16	16	
TOTALS	RPI 1-25	RPI 26-50	W-L RECORDS	RPI 51-100	RPI 101-150	RPI 150+				
12- 5	0- 1	1- 0	OVERALL	2- 3	1- 0	8- 1				
7- 1	0- 0	1- 0	HOME	1- 1	1- 0	4- 0				
4- 3	0- 0	0- 0	AWAY	0- 2	0- 0	4- 1				
1- 1	0- 1	0- 0	NEUTRAL	1- 0	0- 0	0- 0				
9- 2	0- 1	1- 0	NON-CONFERENCE	2- 1	0- 0	6- 0				
5- 0	0- 0	1- 0	HOME	1- 0	0- 0	3- 0				
3- 1	0- 0	0- 0	AWAY	0- 1	0- 0	3- 0				
1- 1	0- 1	0- 0	NEUTRAL	1- 0	0- 0	0- 0				
3- 3	0- 0	0- 0	CONFERENCE	0- 2	1- 0	2- 1				
2- 1	0- 0	0- 0	HOME	0- 1	1- 0	1- 0				
1- 2	0- 0	0- 0	AWAY	0- 1	0- 0	1- 1				
0- 0	0- 0	0- 0	NEUTRAL	0- 0	0- 0	0- 0				

RPI 1-25				RPI 26-50				Team's RPI: 40				RPI 51-100				RPI 101+			
RPI	S	Opponent	Score	RPI	S	Opponent	Score	RPI	S	Opponent	Score	RPI	S	Opponent	Score	RPI	S	Opponent	Score
20	N	Purdue	48 61	29	H	LSU	65 62	62	N	Idaho St.	45 37	101	H	UAB	52 41				
								65	H	Hampton	66 53	164	A	North Texas	55 47				
								73	H	UTEP	64 65	181	H	UCF	64 52				
								93	A	Memphis	59 61	190	A	Tulsa	66 51				
								98	A	Mississippi St.	55 70	206	A	Louisiana Tech	61 52				
												221	A	Rice	49 67				
												234	H	Col. of Charleston	57 42				
												248	H	Southern U.	66 59				
												253	H	La.-Monroe	62 45				
												279	A	La.-Lafayette	75 40				
LAST 12 Division I GAMES:																			
190	A	Tulsa	66 51	65	H	Hampton	66 53												
101	H	UAB	52 41	234	H	Col. of Charleston	57 42												
73	H	UTEP	64 65	279	A	La.-Lafayette	75 40												
221	A	Rice	49 67	248	H	Southern U.	66 59												
181	H	UCF	64 52	164	A	North Texas	55 47												
93	A	Memphis	59 61	98	A	Mississippi St.	55 70												

Non-Div I Games: Loyola (LA) 74 49 New Orleans 86 39

Tulane

Average RPI Win:	228	WON-LOST	WINNING	LAST 12	STRENGTH OF	OPP. STRENGTH	TEAM	ADJ.	CONF.	ADJ CONF.
Average RPI Loss:	157	RECORD	PCT. RANK	GAMES	SCHEDULE	OF SCHEDULE	RPI	RPI	RPI	RPI
DIV. I ONLY	7- 9	209	5- 6	141	274	190	190	11	11	
DIV. I NON-CONF.	4- 6	212	2- 3	151	291	206	206	16	16	
TOTALS	RPI 1-25	RPI 26-50	W-L RECORDS	RPI 51-100	RPI 101-150	RPI 150+				
7- 9	0- 0	0- 2	OVERALL	0- 1	1- 0	6- 6				
6- 2	0- 0	0- 2	HOME	0- 0	1- 0	5- 0				
1- 7	0- 0	0- 0	AWAY	0- 1	0- 0	1- 6				
0- 0	0- 0	0- 0	NEUTRAL	0- 0	0- 0	0- 0				
4- 6	0- 0	0- 1	NON-CONFERENCE	0- 0	1- 0	3- 5				
4- 1	0- 0	0- 1	HOME	0- 0	1- 0	3- 0				
0- 5	0- 0	0- 0	AWAY	0- 0	0- 0	0- 5				
0- 0	0- 0	0- 0	NEUTRAL	0- 0	0- 0	0- 0				
3- 3	0- 0	0- 1	CONFERENCE	0- 1	0- 0	3- 1				
2- 1	0- 0	0- 1	HOME	0- 0	0- 0	2- 0				
1- 2	0- 0	0- 0	AWAY	0- 1	0- 0	1- 1				
0- 0	0- 0	0- 0	NEUTRAL	0- 0	0- 0	0- 0				

RPI S	Opponent	Score	RPI S	Opponent	Score	RPI S	Opponent	Score	RPI S	Opponent	Score	Team's RPI: 190
40	H Tulane	51 66	44	H BYU	61 64	73	A UTEP	56 67	128	H Oral Roberts	65 57	
									156	A UALR	48 52	
									173	A TCU	43 60	
									183	H Stephen F. Austin	72 53	
									187	A Marshall	45 63	
									212	A Colorado St.	68 87	
									221	H Rice	69 42	
									222	H Grambling	61 56	
									235	A Arkansas St.	70 80	
									235	H Arkansas St.	70 48	
									292	H Southern Miss.	68 57	
									293	A Utah Valley	62 78	
									316	A Houston	77 48	
LAST 12 Division I GAMES:												
40	H Tulane	51 66	183	H Stephen F. Austin	72 53							
316	A Houston	77 48	173	A TCU	43 60							
221	H Rice	69 42	222	H Grambling	61 56							
73	A UTEP	56 67	235	A Arkansas St.	70 80							
187	A Marshall	45 63	293	A Utah Valley	62 78							
292	H Southern Miss.	68 57	128	H Oral Roberts	65 57							

Non-Div I Games: Neb. Omaha 68 60

Tulsa

UAB				Through Games Of Sunday, January 22, 2012						
Average RPI Win:	247	WON-LOST	WINNING	LAST 12	STRENGTH OF	OPP. STRENGTH	TEAM	ADJ.	CONF.	ADJ CONF.
Average RPI Loss:	90	RECORD	PCT. RANK	GAMES	SCHEDULE	OF SCHEDULE	RPI	RPI	RPI	RPI
DIV. I ONLY		13- 5	59	9- 3	223	247	101	101	11	11
DIV. I NON-CONF.		9- 3	61	5- 1	246	307	104	104	16	16
TOTALS		RPI 1-25	RPI 26-50		W-L RECORDS		RPI 51-100	RPI 101-150		RPI 150+
13- 5	0- 0	0- 1		OVERALL		1- 2	0- 2		12- 0	
6- 1	0- 0	0- 0		HOME		1- 1	0- 0		5- 0	
6- 4	0- 0	0- 1		AWAY		0- 1	0- 2		6- 0	
1- 0	0- 0	0- 0		NEUTRAL		0- 0	0- 0		1- 0	
9- 3		0- 0	0- 0		NON-CONFERENCE		1- 1	0- 2		8- 0
4- 0	0- 0	0- 0		HOME		1- 0	0- 0		3- 0	
4- 3	0- 0	0- 0		AWAY		0- 1	0- 2		4- 0	
1- 0	0- 0	0- 0		NEUTRAL		0- 0	0- 0		1- 0	
4- 2		0- 0	0- 1		CONFERENCE		0- 1	0- 0		4- 0
2- 1	0- 0	0- 0		HOME		0- 1	0- 0		2- 0	
2- 1	0- 0	0- 1		AWAY		0- 0	0- 0		2- 0	
0- 0	0- 0	0- 0		NEUTRAL		0- 0	0- 0		0- 0	

U

A

B

RPI 1-25				RPI 26-50				RPI 51-100				RPI 101+				Team's RPI: 101	
RPI	S	Opponent	Score	RPI	S	Opponent	Score	RPI	S	Opponent	Score	RPI	S	Opponent	Score		
				40	A	Tulane	41 52	59	A	Chattanooga	59 65	112	A	McNeese St.	56 61		
								65	H	Hampton	43 38	148	A	Florida A&M	59 69		
								93	H	Memphis	59 70	181	H	UCF	61 54		
												221	H	Rice	60 45		
												232	H	Western Ky.	58 36		
												233	A	East Carolina	44 39		
												239	H	Alabama A&M	57 46		
												243	A	Clemson	51 36		
												277	A	Austin Peay	49 45		
												278	N	East Tenn. St.	59 47		
												294	A	Morehead St.	70 47		
												300	A	UNC Greensboro	72 42		
												316	A	Houston	67 43		
												328	H	Southeast Mo. St.	64 41		
LAST 12 Division I GAMES:																	
				93	H	Memphis	59 70	148	A	Florida A&M	59 69						
				40	A	Tulane	41 52	243	A	Clemson	51 36						
				316	A	Houston	67 43	65	H	Hampton	43 38						
				181	H	UCF	61 54	239	H	Alabama A&M	57 46						
				233	A	East Carolina	44 39	300	A	UNC Greensboro	72 42						
				221	H	Rice	60 45	277	A	Austin Peay	49 45						

Non-Div I Games:

UAB

Average RPI Win: 218	WON-LOST	WINNING	LAST 12	STRENGTH OF	OPP. STRENGTH	TEAM	ADJ.	CONF.	ADJ CONF.
Average RPI Loss: 124	RECORD	PCT. RANK	GAMES	SCHEDULE	OF SCHEDULE	RPI	RPI	RPI	RPI
DIV. I ONLY	10- 10	166	7- 5	128	185	156	156	19	19
DIV. I NON-CONF.	5- 8	220	2- 3	67	185	118	118	15	15

TOTALS	RPI 1-25	RPI 26-50	W-L RECORDS	RPI 51-100	RPI 101-150	RPI 150+			
10- 10	0- 1	0- 0	OVERALL	0- 4	1- 1	9- 4			
6- 4	0- 1	0- 0	HOME	0- 2	0- 0	6- 1			
4- 6	0- 0	0- 0	AWAY	0- 2	1- 1	3- 3			
0- 0	0- 0	0- 0	NEUTRAL	0- 0	0- 0	0- 0			
5- 8	0- 1	0- 0	NON-CONFERENCE	0- 4	0- 1	5- 2			
4- 4	0- 1	0- 0	HOME	0- 2	0- 0	4- 1			
1- 4	0- 0	0- 0	AWAY	0- 2	0- 1	1- 1			
0- 0	0- 0	0- 0	NEUTRAL	0- 0	0- 0	0- 0			
5- 2	0- 0	0- 0	CONFERENCE	0- 0	1- 0	4- 2			
2- 0	0- 0	0- 0	HOME	0- 0	0- 0	2- 0			
3- 2	0- 0	0- 0	AWAY	0- 0	1- 0	2- 2			
0- 0	0- 0	0- 0	NEUTRAL	0- 0	0- 0	0- 0			

RPI 1-25				RPI 26-50				RPI 51-100				RPI 101+ Team's RPI: 156			
RPI	S	Opponent	Score	RPI	S	Opponent	Score	RPI	S	Opponent	Score	RPI	S	Opponent	Score
7	H	Texas A&M	54 83					69	A	Missouri St.	50 73	127	A	Denver	53 51
								78	A	South Dakota St.	55 64	128	A	Oral Roberts	63 78
								78	H	South Dakota St.	49 60	160	H	Seattle	72 63
								93	H	Memphis	66 81	163	H	SMU	60 69
												164	A	North Texas	57 64
												182	H	Fla. Atlantic	60 38
												190	H	Tulsa	52 48
												206	A	Louisiana Tech	48 64
												221	A	Rice	67 47
												232	A	Western Ky.	61 50
												235	A	Arkansas St.	64 57
												253	A	La.-Monroe	54 58
												257	H	Nicholls St.	62 48
												279	H	La.-Lafayette	56 45
												292	H	Southern Miss.	70 44
LAST 12 Division I GAMES:															
232	A	Western Ky.	61 50	127	A	Denver	53 51								
279	H	La.-Lafayette	56 45	164	A	North Texas	57 64								
235	A	Arkansas St.	64 57	160	H	Seattle	72 63								
253	A	La.-Monroe	54 58	78	A	South Dakota St.	55 64								
182	H	Fla. Atlantic	60 38	128	A	Oral Roberts	63 78								
257	H	Nicholls St.	62 48	93	H	Memphis	66 81								

Non-Div I Games:

UALR

■ Loss,
 ■ Non-Conf,
 S Site,
 ■ Home
 ■ Away
 N Neutral

U
C
D
a
v
i
s

UC Davis				Through Games Of Sunday, January 22, 2012							
Average RPI Win: 198		WON-LOST	WINNING	LAST 12	STRENGTH OF	OPP. STRENGTH	TEAM	ADJ.	CONF.	ADJ CONF.	
Average RPI Loss: 138		RECORD	PCT. RANK	GAMES	SCHEDULE	OF SCHEDULE	RPI	RPI	RPI	RPI	
DIV. I ONLY		12- 6	81	7- 5	142	179	91	91	20	20	
DIV. I NON-CONF.		8- 4	89	3- 3	82	119	61	61	17	17	
<hr/>											
TOTALS		RPI 1-25	RPI 26-50	W-L RECORDS	RPI 51-100	RPI 101-150	RPI 150+				
12- 6	0- 1		0- 1	OVERALL	2- 0	2- 1	8- 3				
7- 1	0- 0		0- 0	HOME	1- 0	1- 0	5- 1				
4- 4	0- 1		0- 1	AWAY	1- 0	0- 0	3- 2				
1- 1	0- 0		0- 0	NEUTRAL	0- 0	1- 1	0- 0				
<hr/>											
8- 4	0- 1		0- 1	NON-CONFERENCE	2- 0	1- 1	5- 1				
4- 0	0- 0		0- 0	HOME	1- 0	0- 0	3- 0				
3- 3	0- 1		0- 1	AWAY	1- 0	0- 0	2- 1				
1- 1	0- 0		0- 0	NEUTRAL	0- 0	1- 1	0- 0				
<hr/>											
4- 2	0- 0		0- 0	CONFERENCE	0- 0	1- 0	3- 2				
3- 1	0- 0		0- 0	HOME	0- 0	1- 0	2- 1				
1- 1	0- 0		0- 0	AWAY	0- 0	0- 0	1- 1				
0- 0	0- 0		0- 0	NEUTRAL	0- 0	0- 0	0- 0				
<hr/>											
RPI 1-25			RPI 26-50			RPI 51-100		Team's RPI: 91		RPI 101+	
RPI S	Opponent	Score	RPI S	Opponent	Score	RPI S	Opponent	Score	RPI S	Opponent	Score
4 A	Stanford	44 93	39 A	St. Mary's (CA)	58 75	74 H	Wichita St.	62 47	120 H	Pacific	59 51
						97 A	Washington	69 68	127 N	Denver	60 51
									143 N	Portland St.	57 68
									160 A	Seattle	66 62
									176 H	Cal St. Northridge	55 53
									195 A	Santa Clara	78 81
									209 A	UC Irvine	54 60
									223 A	Hawaii	62 57
									237 H	Cal St. Fullerton	50 58
									240 H	Long Beach St.	78 62
									268 H	San Francisco	64 50
									289 H	San Jose St.	80 60
									291 H	Sacramento St.	68 57
									314 A	UC Riverside	70 53
<hr/>											
LAST 12 Division I GAMES:											
120 H	Pacific	59 51	223 A	Hawaii	62 57						
240 H	Long Beach St.	78 62	143 N	Portland St.	57 68						
176 H	Cal St. Northridge	55 53	127 N	Denver	60 51						
209 A	UC Irvine	54 60	39 A	St. Mary's (CA)	58 75						
314 A	UC Riverside	70 53	291 H	Sacramento St.	68 57						
237 H	Cal St. Fullerton	50 58	4 A	Stanford	44 93						

U
C
D
a
v
i
s

Non-Div I Games:

UC Davis

Average RPI Win:	215	WON-LOST	WINNING	LAST 12	STRENGTH OF	OPP. STRENGTH	TEAM	ADJ.	CONF.	ADJ CONF.
Average RPI Loss:	182	RECORD	PCT. RANK	GAMES	SCHEDULE	OF SCHEDULE	RPI	RPI	RPI	RPI
DIV. I ONLY	9- 11	197	6- 6	239	253	209	209	20	20	
DIV. I NON-CONF.	4- 9	255	1- 4	276	260	240	240	17	17	
TOTALS	RPI 1-25	RPI 26-50	W-L RECORDS	RPI 51-100	RPI 101-150	RPI 150+				
9- 11	0- 0	0- 0	OVERALL	1- 0	1- 4	7- 7				
5- 3	0- 0	0- 0	HOME	1- 0	1- 2	3- 1				
2- 8	0- 0	0- 0	AWAY	0- 0	0- 2	2- 5				
2- 0	0- 0	0- 0	NEUTRAL	0- 0	0- 0	2- 0				
4- 9	0- 0	0- 0	NON-CONFERENCE	0- 0	0- 4	4- 5				
2- 3	0- 0	0- 0	HOME	0- 0	0- 2	2- 1				
0- 6	0- 0	0- 0	AWAY	0- 0	0- 2	0- 4				
2- 0	0- 0	0- 0	NEUTRAL	0- 0	0- 0	2- 0				
5- 2	0- 0	0- 0	CONFERENCE	1- 0	1- 0	3- 2				
3- 0	0- 0	0- 0	HOME	1- 0	1- 0	1- 0				
2- 2	0- 0	0- 0	AWAY	0- 0	0- 0	2- 2				
0- 0	0- 0	0- 0	NEUTRAL	0- 0	0- 0	0- 0				

RPI S	Opponent	Score	RPI S	Opponent	Score	RPI S	Opponent	Score	RPI S	Opponent	Score	Team's RPI: 209
						91	H UC Davis	60 54	116	H San Diego St.	57 76	
									120	H Pacific	77 75	
									123	A Oregon	77 89	
									138	H Utah St.	64 69	
									143	A Portland St.	76 80	
									154	A Northern Colo.	56 71	
									159	A Portland	56 64	
									160	H Seattle	58 86	
									176	A Cal St. Northridge	49 55	
									188	A UC Santa Barbara	61 53	
									195	H Santa Clara	88 82	
									226	A Cal Poly	62 60	
									237	H Cal St. Fullerton	73 68	
									240	A Long Beach St.	51 63	
									257	N Nicholls St.	62 48	
									291	H Sacramento St.	81 75	
									295	A Wyoming	42 51	
									303	A CSU Bakersfield	92 104	
									332	N Weber St.	57 54	
LAST 12 Division I GAMES:												
160	H Seattle	58 86	240	A Long Beach St.	51 63							
237	H Cal St. Fullerton	73 68	176	A Cal St. Northridge	49 55							
226	A Cal Poly	62 60	295	A Wyoming	42 51							
188	A UC Santa Barbara	61 53	154	A Northern Colo.	56 71							
91	H UC Davis	60 54	116	H San Diego St.	57 76							
120	H Pacific	77 75	291	H Sacramento St.	81 75							

Non-Div I Games:

UC Irvine

UC Riverside

Through Games Of Sunday, January 22, 2012

Average RPI Win:	288	WON-LOST	WINNING	LAST 12	STRENGTH OF	OPP. STRENGTH	TEAM	ADJ.	CONF.	ADJ CONF.
Average RPI Loss:	163	RECORD	PCT. RANK	GAMES	SCHEDULE	OF SCHEDULE	RPI	RPI	RPI	RPI
DIV. I ONLY	3- 16	317	2- 10	227	203	314	314	20	20	
DIV. I NON-CONF.	2- 10	303	1- 4	243	181	312	312	17	17	
TOTALS	RPI 1-25	RPI 26-50	W-L RECORDS	RPI 51-100	RPI 101-150	RPI 150+				
3- 16	0- 0	0- 1	OVERALL	0- 5	0- 2	3- 8				
2- 4	0- 0	0- 0	HOME	0- 2	0- 1	2- 1				
1- 12	0- 0	0- 1	AWAY	0- 3	0- 1	1- 7				
0- 0	0- 0	0- 0	NEUTRAL	0- 0	0- 0	0- 0				
2- 10	0- 0	0- 1	NON-CONFERENCE	0- 4	0- 1	2- 4				
1- 2	0- 0	0- 0	HOME	0- 1	0- 0	1- 1				
1- 8	0- 0	0- 1	AWAY	0- 3	0- 1	1- 3				
0- 0	0- 0	0- 0	NEUTRAL	0- 0	0- 0	0- 0				
1- 6	0- 0	0- 0	CONFERENCE	0- 1	0- 1	1- 4				
1- 2	0- 0	0- 0	HOME	0- 1	0- 1	1- 0				
0- 4	0- 0	0- 0	AWAY	0- 0	0- 0	0- 4				
0- 0	0- 0	0- 0	NEUTRAL	0- 0	0- 0	0- 0				

RPI S	Opponent	Score	RPI S	Opponent	Score	RPI S	Opponent	Score	RPI S	Opponent	Score	Team's RPI: 314
34	A Gonzaga	56 83	54	A Washington St.	35 74	120	H Pacific	59 80	138	A Utah St.	68 71	
			63	H Fresno St.	62 67	176	A Cal St. Northridge	55 63	188	A UC Santa Barbara	43 63	
			64	A Arizona St.	46 66	226	A Cal Poly	43 71	237	H Cal St. Fullerton	69 65	
			90	A UNLV	36 64	240	A Long Beach St.	59 70	244	A Boise St.	58 68	
			91	H UC Davis	53 70	279	H La.-Lafayette	56 59	297	A Northern Ariz.	59 67	
						303	A CSU Bakersfield	66 72	303	H CSU Bakersfield	76 62	
						324	A Idaho	70 57				
LAST 12 Division I GAMES:												
237	H Cal St. Fullerton	69 65	176	A Cal St. Northridge	55 63							
303	A CSU Bakersfield	66 72	240	A Long Beach St.	59 70							
188	A UC Santa Barbara	43 63	63	H Fresno St.	62 67							
226	A Cal Poly	43 71	34	A Gonzaga	56 83							
120	H Pacific	59 80	324	A Idaho	70 57							
91	H UC Davis	53 70	54	A Washington St.	35 74							

Non-Div I Games:

UC Riverside

■ Loss,
 ■ Non-Conf,
 ■ S Site,
 ■ Home
 ■ A Away
 N Neutral

U
C
S
a
n
t
a
B
a
r
b
a
r
a

UC Santa Barbara				Through Games Of Sunday, January 22, 2012						
Average RPI Win:	188	WON-LOST	WINNING	LAST 12	STRENGTH OF	OPP. STRENGTH	TEAM	ADJ.	CONF.	ADJ CONF.
Average RPI Loss:	182	RECORD	PCT. RANK	GAMES	SCHEDULE	OF SCHEDULE	RPI	RPI	RPI	RPI
DIV. I ONLY		8- 9	191	6- 6	199	231	188	188	20	20
DIV. I NON-CONF.		5- 6	189	3- 3	111	176	148	148	17	17
<hr/>										
TOTALS	RPI 1-25	RPI 26-50		W-L RECORDS		RPI 51-100		RPI 101-150		RPI 150+
8- 9	0- 0	1- 0		OVERALL		1- 2		1- 1		5- 6
5- 3	0- 0	1- 0		HOME		0- 2		1- 0		3- 1
3- 6	0- 0	0- 0		AWAY		1- 0		0- 1		2- 5
0- 0	0- 0	0- 0		NEUTRAL		0- 0		0- 0		0- 0
<hr/>										
5- 6	0- 0	1- 0		NON-CONFERENCE		1- 2		1- 1		2- 3
4- 2	0- 0	1- 0		HOME		0- 2		1- 0		2- 0
1- 4	0- 0	0- 0		AWAY		1- 0		0- 1		0- 3
0- 0	0- 0	0- 0		NEUTRAL		0- 0		0- 0		0- 0
<hr/>										
3- 3	0- 0	0- 0		CONFERENCE		0- 0		0- 0		3- 3
1- 1	0- 0	0- 0		HOME		0- 0		0- 0		1- 1
2- 2	0- 0	0- 0		AWAY		0- 0		0- 0		2- 2
0- 0	0- 0	0- 0		NEUTRAL		0- 0		0- 0		0- 0

RPI 1-25			RPI 26-50			RPI 51-100			RPI 101+ Team's RPI: 188		
RPI	S	Opponent	Score	RPI	S	Opponent	Score	RPI	S	Opponent	Score
				39	H	St. Mary's (CA)	61 52	73	A	UTEP	49 48
								90	H	UNLV	44 46
								97	H	Washington	37 46
								134	H	Pepperdine	54 44
								143	A	Portland St.	51 65
								154	A	Northern Colo.	39 44
								160	A	Seattle	55 60
								176	A	Cal St. Northridge	71 67
								209	H	UC Irvine	53 61
								226	A	Cal Poly	58 61
								237	A	Cal St. Fullerton	39 37
								240	A	Long Beach St.	34 46
								259	H	Loyola Marymount	66 49
								268	H	San Francisco	60 41
								314	H	UC Riverside	63 43
								323	A	New Mexico St.	51 52
LAST 12 Division I GAMES:											
176	A	Cal St. Northridge	71 67	73	A	UTEP	49 48	323	A	New Mexico St.	51 52
240	A	Long Beach St.	34 46	134	H	Pepperdine	54 44	90	H	UNLV	44 46
314	H	UC Riverside	63 43	268	H	San Francisco	60 41	154	A	Northern Colo.	39 44
209	H	UC Irvine	53 61								
237	A	Cal St. Fullerton	39 37								
226	A	Cal Poly	58 61								

Non-Div I Games:

UC Santa Barbara

Average RPI Win:	239	WON-LOST	WINNING	LAST 12	STRENGTH OF	OPP. STRENGTH	TEAM	ADJ.	CONF.	ADJ CONF.
Average RPI Loss:	99	RECORD	PCT. RANK	GAMES	SCHEDULE	OF SCHEDULE	RPI	RPI	RPI	RPI
DIV. I ONLY	9- 9	166	6- 6	108	182	181	181	11	11	
DIV. I NON-CONF.	5- 7	208	2- 4	101	198	179	179	16	16	
TOTALS	RPI 1-25	RPI 26-50	W-L RECORDS	RPI 51-100	RPI 101-150	RPI 150+				
9- 9	0- 1	0- 1	OVERALL	0- 2	1- 2	8- 3				
8- 5	0- 0	0- 0	HOME	0- 2	1- 1	7- 2				
1- 4	0- 1	0- 1	AWAY	0- 0	0- 1	1- 1				
0- 0	0- 0	0- 0	NEUTRAL	0- 0	0- 0	0- 0				
5- 7	0- 1	0- 0	NON-CONFERENCE	0- 2	1- 1	4- 3				
5- 5	0- 0	0- 0	HOME	0- 2	1- 1	4- 2				
0- 2	0- 1	0- 0	AWAY	0- 0	0- 0	0- 1				
0- 0	0- 0	0- 0	NEUTRAL	0- 0	0- 0	0- 0				
4- 2	0- 0	0- 1	CONFERENCE	0- 0	0- 1	4- 0				
3- 0	0- 0	0- 0	HOME	0- 0	0- 0	3- 0				
1- 2	0- 0	0- 1	AWAY	0- 0	0- 1	1- 0				
0- 0	0- 0	0- 0	NEUTRAL	0- 0	0- 0	0- 0				

RPI 1-25				RPI 26-50				RPI 51-100				RPI 101+ Team's RPI: 181			
RPI	S	Opponent	Score	RPI	S	Opponent	Score	RPI	S	Opponent	Score	RPI	S	Opponent	Score
5	A	Notre Dame	38 90	40	A	Tulane	52 64	60	H	Florida St.	47 60	101	A	UAB	54 61
								66	H	Fla. Gulf Coast	36 75	108	H	Hartford	46 55
												148	H	Florida A&M	67 51
												157	H	FIU	46 61
												168	A	South Ala.	76 89
												179	H	Virginia Tech	41 32
												186	H	Fordham	57 70
												187	A	Marshall	55 44
												221	H	Rice	65 63
												233	H	East Carolina	59 53
												244	H	Savannah St.	62 48
												292	H	Southern Miss.	65 47
												321	H	Mercer	72 43
												325	H	Bethune-Cookman	66 49
LAST 12 Division I GAMES:															
187	A	Marshall	55 44	60	H	Florida St.	47 60	5	A	Notre Dame	38 90	179	H	Virginia Tech	41 32
221	H	Rice	65 63	5	A	Notre Dame	38 90	244	H	Savannah St.	62 48	66	H	Fla. Gulf Coast	36 75
292	H	Southern Miss.	65 47	179	H	Virginia Tech	41 32	157	H	FIU	46 61				
101	A	UAB	54 61	244	H	Savannah St.	62 48								
40	A	Tulane	52 64	66	H	Fla. Gulf Coast	36 75								
233	H	East Carolina	59 53	157	H	FIU	46 61								

Non-Div I Games:

UCF

Average RPI Win:	161	WON-LOST	WINNING	LAST 12	STRENGTH OF	OPP. STRENGTH	TEAM	ADJ.	CONF.	ADJ CONF.
Average RPI Loss:	44	RECORD	PCT. RANK	GAMES	SCHEDULE	OF SCHEDULE	RPI	RPI	RPI	RPI
DIV. I ONLY	8- 10	203	4- 8	11	26	71	71	5	5	
DIV. I NON-CONF.	5- 6	189	1- 4	23	38	85	85	6	6	
TOTALS	RPI 1-25	RPI 26-50	W-L RECORDS	RPI 51-100	RPI 101-150	RPI 150+				
8- 10	0- 4	1- 2	OVERALL	2- 3	2- 1	3- 0				
5- 4	0- 3	1- 0	HOME	1- 0	2- 1	1- 0				
2- 5	0- 1	0- 2	AWAY	1- 2	0- 0	1- 0				
1- 1	0- 0	0- 0	NEUTRAL	0- 1	0- 0	1- 0				
5- 6	0- 2	0- 2	NON-CONFERENCE	0- 2	2- 0	3- 0				
3- 1	0- 1	0- 0	HOME	0- 0	2- 0	1- 0				
1- 4	0- 1	0- 2	AWAY	0- 1	0- 0	1- 0				
1- 1	0- 0	0- 0	NEUTRAL	0- 1	0- 0	1- 0				
3- 4	0- 2	1- 0	CONFERENCE	2- 1	0- 1	0- 0				
2- 3	0- 2	1- 0	HOME	1- 0	0- 1	0- 0				
1- 1	0- 0	0- 0	AWAY	1- 1	0- 0	0- 0				
0- 0	0- 0	0- 0	NEUTRAL	0- 0	0- 0	0- 0				

RPI 1-25				RPI 26-50				RPI 51-100 Team's RPI: 71				RPI 101+			
RPI	S	Opponent	Score	RPI	S	Opponent	Score	RPI	S	Opponent	Score	RPI	S	Opponent	Score
1	A	Baylor	50 83	29	A	LSU	41 58	57	A	Saint Joseph's	60 64	112	H	McNeese St.	67 59
2	H	Tennessee	64 85	35	H	California	60 55	61	N	West Virginia	54 63	116	H	San Diego St.	78 71
4	H	Stanford	50 77	50	A	Temple	53 59	64	A	Arizona St.	64 48	123	H	Oregon	62 83
22	H	Southern California	43 47					72	H	Oregon St.	69 60	259	A	Loyola Marymount	84 43
								87	A	Arizona	66 74	304	H	Tennessee Tech	74 52
												322	N	Colgate	68 48
LAST 12 Division I GAMES:															
123	H	Oregon	62 83	35	H	California	60 55								
72	H	Oregon St.	69 60	57	A	Saint Joseph's	60 64								
22	H	Southern California	43 47	50	A	Temple	53 59								
64	A	Arizona St.	64 48	2	H	Tennessee	64 85								
87	A	Arizona	66 74	29	A	LSU	41 58								
4	H	Stanford	50 77	259	A	Loyola Marymount	84 43								

Non-Div I Games:

UCLA

■ Loss,
 ■ Non-Conf,
 ■ S Site,
 ■ Home
 ■ A Away
 N Neutral

UMBC				Through Games Of Sunday, January 22, 2012						
Average RPI Win:	221	WON-LOST	WINNING	LAST 12	STRENGTH OF	OPP. STRENGTH	TEAM	ADJ.	CONF.	ADJ CONF.
Average RPI Loss:	104	RECORD	PCT. RANK	GAMES	SCHEDULE	OF SCHEDULE	RPI	RPI	RPI	RPI
DIV. I ONLY		11- 9	141	7- 5	153	169	130	130	14	14
DIV. I NON-CONF.		6- 7	181	2- 3	86	138	91	91	12	12
TOTALS		RPI 1-25	RPI 26-50		W-L RECORDS		RPI 51-100	RPI 101-150		RPI 150+
11- 9	0- 2	0- 1		OVERALL		0- 1	1- 2		10- 3	
6- 2	0- 2	0- 0		HOME		0- 0	1- 0		5- 0	
5- 6	0- 0	0- 1		AWAY		0- 1	0- 1		5- 3	
0- 1	0- 0	0- 0		NEUTRAL		0- 0	0- 1		0- 0	
6- 7		0- 2	0- 1		NON-CONFERENCE		0- 1	0- 1		6- 2
3- 2	0- 2	0- 0		HOME		0- 0	0- 0		3- 0	
3- 4	0- 0	0- 1		AWAY		0- 1	0- 0		3- 2	
0- 1	0- 0	0- 0		NEUTRAL		0- 0	0- 1		0- 0	
5- 2		0- 0	0- 0		CONFERENCE		0- 0	1- 1		4- 1
3- 0	0- 0	0- 0		HOME		0- 0	1- 0		2- 0	
2- 2	0- 0	0- 0		AWAY		0- 0	0- 1		2- 1	
0- 0	0- 0	0- 0		NEUTRAL		0- 0	0- 0		0- 0	

U
M
B
C

RPI	S	Opponent	Score
6	H	Maryland	59 70
24	H	Princeton	41 56

RPI	S	Opponent	Score
45	A	Towson	45 56

RPI	S	Opponent	Score
65	A	Hampton	47 75

RPI	S	Opponent	Score	Team's RPI: 130
108	H	Hartford	71 59	
119	A	Albany (NY)	41 53	
141	N	High Point	51 62	
153	A	Coppin St.	60 68	
178	A	Monmouth	68 64	
179	A	Virginia Tech	52 57	
189	H	George Mason	65 53	
202	A	Binghamton	43 61	
203	H	New Hampshire	67 65	
208	A	Loyola Maryland	60 56	
210	A	Navy	54 46	
218	H	Md.-East. Shore	65 60	
255	H	Morgan St.	72 50	
260	A	Vermont	67 58	
282	H	Stony Brook	73 47	
318	A	Maine	75 55	

U
M
B
C

LAST 12 Division I GAMES:			
260	A	Vermont	67 58
202	A	Binghamton	43 61
108	H	Hartford	71 59
282	H	Stony Brook	73 47
318	A	Maine	75 55
119	A	Albany (NY)	41 53
203	H	New Hampshire	67 65
179	A	Virginia Tech	52 57
141	N	High Point	51 62
210	A	Navy	54 46
65	A	Hampton	47 75
189	H	George Mason	65 53

Non-Div I Games:

UMBC

Loss, Non-Conf, S Site, H Home A Away N Neutral

Average RPI Win:	223	WON-LOST	WINNING	LAST 12	STRENGTH OF	OPP. STRENGTH	TEAM	ADJ.	CONF.	ADJ CONF.
Average RPI Loss:	118	RECORD	PCT. RANK	GAMES	SCHEDULE	OF SCHEDULE	RPI	RPI	RPI	RPI
DIV. I ONLY	12- 6	81	8- 3	237	196	121	121	17	17	
DIV. I NON-CONF.	7- 3	87	3- 1	200	210	103	103	11	11	
TOTALS	RPI 1-25	RPI 26-50	W-L RECORDS	RPI 51-100	RPI 101-150	RPI 150+				
12- 6	0- 0	0- 2	OVERALL	2- 2	2- 0	8- 2				
7- 1	0- 0	0- 0	HOME	0- 1	2- 0	5- 0				
3- 5	0- 0	0- 2	AWAY	1- 1	0- 0	2- 2				
2- 0	0- 0	0- 0	NEUTRAL	1- 0	0- 0	1- 0				
7- 3	0- 0	0- 2	NON-CONFERENCE	2- 1	0- 0	5- 0				
3- 1	0- 0	0- 0	HOME	0- 1	0- 0	3- 0				
2- 2	0- 0	0- 2	AWAY	1- 0	0- 0	1- 0				
2- 0	0- 0	0- 0	NEUTRAL	1- 0	0- 0	1- 0				
5- 3	0- 0	0- 0	CONFERENCE	0- 1	2- 0	3- 2				
4- 0	0- 0	0- 0	HOME	0- 0	2- 0	2- 0				
1- 3	0- 0	0- 0	AWAY	0- 1	0- 0	1- 2				
0- 0	0- 0	0- 0	NEUTRAL	0- 0	0- 0	0- 0				

RPI 1-25			RPI 26-50			RPI 51-100			RPI 101+			Team's RPI: 121
RPI	S	Opponent	Score	RPI	S	Opponent	Score	RPI	S	Opponent	Score	
				27	A	Kansas	52 77	78	A	South Dakota St.	62 75	128 H Oral Roberts 92 79
				49	A	Texas Tech	67 94	92	A	Eastern Mich.	70 68	131 H South Dakota 61 49
								95	N	Central Ark.	64 60	172 A Oakland 65 71
								96	H	VCU	70 78	230 A North Dakota St. 76 58
												253 N La.-Monroe 76 70
												261 A Saint Louis 70 67
												270 H Southern Utah 81 61
												275 H North Florida 100 63
												280 H IUPUI 63 55
												286 A IPFW 76 82
												323 H New Mexico St. 68 57
												342 H Houston Baptist 92 45
LAST 12 Division I GAMES:												
280	H	IUPUI	63 55	270	H	Southern Utah	81 61					
230	A	North Dakota St.	76 58	261	A	Saint Louis	70 67					
78	A	South Dakota St.	62 75	27	A	Kansas	52 77					
131	H	South Dakota	61 49	92	A	Eastern Mich.	70 68					
323	H	New Mexico St.	68 57	286	A	IPFW	76 82					
128	H	Oral Roberts	92 79	172	A	Oakland	65 71					

Non-Div I Games: Neb. Omaha 74 64 Northwest Mo. St. 95 72

UMKC

Loss, Non-Conf, S Site, H Home A Away N Neutral

UNC Asheville

Through Games Of Sunday, January 22, 2012

Average RPI Win:	290	WON-LOST	WINNING	LAST 12	STRENGTH OF	OPP. STRENGTH	TEAM	ADJ.	CONF.	ADJ CONF.
Average RPI Loss:	217	RECORD	PCT. RANK	GAMES	SCHEDULE	OF SCHEDULE	RPI	RPI	RPI	RPI
DIV. I ONLY	4- 11	285	4- 7	293	341	326	326	29	29	
DIV. I NON-CONF.	1- 7	317	1- 3	311	339	330	330	31	31	
TOTALS	RPI 1-25	RPI 26-50	W-L RECORDS	RPI 51-100	RPI 101-150	RPI 150+				
4- 11	0- 0	0- 0	OVERALL	0- 0	0- 2	4- 9				
4- 2	0- 0	0- 0	HOME	0- 0	0- 1	4- 1				
0- 9	0- 0	0- 0	AWAY	0- 0	0- 1	0- 7				
0- 0	0- 0	0- 0	NEUTRAL	0- 0	0- 0	0- 0				
1- 7	0- 0	0- 0	NON-CONFERENCE	0- 0	0- 1	1- 6				
1- 2	0- 0	0- 0	HOME	0- 0	0- 1	1- 1				
0- 5	0- 0	0- 0	AWAY	0- 0	0- 0	0- 5				
0- 0	0- 0	0- 0	NEUTRAL	0- 0	0- 0	0- 0				
3- 4	0- 0	0- 0	CONFERENCE	0- 0	0- 1	3- 3				
3- 0	0- 0	0- 0	HOME	0- 0	0- 0	3- 0				
0- 4	0- 0	0- 0	AWAY	0- 0	0- 1	0- 3				
0- 0	0- 0	0- 0	NEUTRAL	0- 0	0- 0	0- 0				

RPI 1-25			RPI 26-50			RPI 51-100			RPI 101+			Team's RPI: 326
RPI	S	Opponent	Score	RPI	S	Opponent	Score	RPI	S	Opponent	Score	
								105	H	Appalachian St.	71	85
								141	A	High Point	49	89
								171	A	Furman	59	71
								189	A	George Mason	59	88
								216	A	Winthrop	68	84
								220	A	Campbell	62	82
								229	H	Charleston So.	75	68
								231	A	South Carolina St.	82	92
								262	A	Presbyterian	54	62
								264	A	Kennesaw St.	79	83
								283	A	Western Caro.	53	65
								296	H	Coastal Caro.	69	60
								301	H	S.C. Upstate	66	73
								315	H	Gardner-Webb	74	62
								321	H	Mercer	76	75
LAST 12 Division I GAMES:												
315	H	Gardner-Webb	74	62	141	A	High Point	49	89			
262	A	Presbyterian	54	62	321	H	Mercer	76	75			
216	A	Winthrop	68	84	231	A	South Carolina St.	82	92			
229	H	Charleston So.	75	68	264	A	Kennesaw St.	79	83			
296	H	Coastal Caro.	69	60	105	H	Appalachian St.	71	85			
220	A	Campbell	62	82	301	H	S.C. Upstate	66	73			

Non-Div I Games: Brevard 74 62 Winston-Salem 83 74 Montreat 73 64

UNC Asheville

UNC Greensboro

Through Games Of Sunday, January 22, 2012

Average RPI Win:	243	WON-LOST	WINNING	LAST 12	STRENGTH OF	OPP. STRENGTH	TEAM	ADJ.	CONF.	ADJ CONF.
Average RPI Loss:	164	RECORD	PCT. RANK	GAMES	SCHEDULE	OF SCHEDULE	RPI	RPI	RPI	RPI
DIV. I ONLY	3- 14	312	2- 10	151	289	300	300	18	18	
DIV. I NON-CONF.	1- 7	317	0- 4	117	271	292	292	22	22	
TOTALS	RPI 1-25	RPI 26-50	W-L RECORDS	RPI 51-100	RPI 101-150	RPI 150+				
3- 14	0- 0	0- 1	OVERALL	0- 1	1- 4	2- 8				
2- 6	0- 0	0- 0	HOME	0- 1	1- 2	1- 3				
1- 7	0- 0	0- 1	AWAY	0- 0	0- 2	1- 4				
0- 1	0- 0	0- 0	NEUTRAL	0- 0	0- 0	0- 1				
1- 7	0- 0	0- 1	NON-CONFERENCE	0- 0	0- 3	1- 3				
0- 2	0- 0	0- 0	HOME	0- 0	0- 1	0- 1				
1- 4	0- 0	0- 1	AWAY	0- 0	0- 2	1- 1				
0- 1	0- 0	0- 0	NEUTRAL	0- 0	0- 0	0- 1				
2- 7	0- 0	0- 0	CONFERENCE	0- 1	1- 1	1- 5				
2- 4	0- 0	0- 0	HOME	0- 1	1- 1	1- 2				
0- 3	0- 0	0- 0	AWAY	0- 0	0- 0	0- 3				
0- 0	0- 0	0- 0	NEUTRAL	0- 0	0- 0	0- 0				

RPI S	Opponent	Score	RPI S	Opponent	Score	RPI S	Opponent	Score	RPI S	Opponent	Score	Team's RPI: 300
36	A Richmond	60 75	59	H Chattanooga	46 63	101	H UAB	42 72	105	H Appalachian St.	66 81	
						116	A San Diego St.	29 57	118	A North Carolina	35 91	
						133	H Samford	61 53	152	H Liberty	46 61	
						170	N Penn	36 47	171	A Furman	48 53	
						171	H Furman	64 66	234	H Col. of Charleston	42 52	
						256	H Ga. Southern	55 54	269	A Radford	67 75	
						283	A Western Caro.	29 62	307	A Wofford	47 62	
						341	A N.C. Central	70 53				
LAST 12 Division I GAMES:												
171	H Furman	64 66	116	A San Diego St.	29 57							
256	H Ga. Southern	55 54	171	A Furman	48 53							
234	H Col. of Charleston	42 52	307	A Wofford	47 62							
105	H Appalachian St.	66 81	36	A Richmond	60 75							
283	A Western Caro.	29 62	101	H UAB	42 72							
170	N Penn	36 47	133	H Samford	61 53							

Non-Div I Games:

UNC Greensboro

■ Loss,
 ■ Non-Conf,
 ■ S Site,
 ■ H Home
 ■ A Away
 N Neutral

UNC Wilmington

Through Games Of Sunday, January 22, 2012

Average RPI Win:	200	WON-LOST	WINNING	LAST 12	STRENGTH OF	OPP. STRENGTH	TEAM	ADJ.	CONF.	ADJ CONF.
Average RPI Loss:	48	RECORD	PCT. RANK	GAMES	SCHEDULE	OF SCHEDULE	RPI	RPI	RPI	RPI
DIV. I ONLY	11- 7	104	9- 3	107	62	82	82	7	7	
DIV. I NON-CONF.	7- 4	98	5- 1	109	56	76	76	7	7	
TOTALS	RPI 1-25	RPI 26-50	W-L RECORDS	RPI 51-100	RPI 101-150	RPI 150+				
11- 7	0- 2	0- 1	OVERALL	2- 4	0- 0	9- 0				
6- 1	0- 0	0- 0	HOME	1- 1	0- 0	5- 0				
5- 4	0- 2	0- 0	AWAY	1- 2	0- 0	4- 0				
0- 2	0- 0	0- 1	NEUTRAL	0- 1	0- 0	0- 0				
7- 4	0- 1	0- 1	NON-CONFERENCE	1- 2	0- 0	6- 0				
3- 0	0- 0	0- 0	HOME	0- 0	0- 0	3- 0				
4- 2	0- 1	0- 0	AWAY	1- 1	0- 0	3- 0				
0- 2	0- 0	0- 1	NEUTRAL	0- 1	0- 0	0- 0				
4- 3	0- 1	0- 0	CONFERENCE	1- 2	0- 0	3- 0				
3- 1	0- 0	0- 0	HOME	1- 1	0- 0	2- 0				
1- 2	0- 1	0- 0	AWAY	0- 1	0- 0	1- 0				
0- 0	0- 0	0- 0	NEUTRAL	0- 0	0- 0	0- 0				

RPI 1-25				RPI 26-50				RPI 51-100 Team's RPI: 82				RPI 101+			
RPI	S	Opponent	Score	RPI	S	Opponent	Score	RPI	S	Opponent	Score	RPI	S	Opponent	Score
8	A	Delaware	37 69	47	N	Middle Tenn.	60 79	52	A	North Carolina St.	64 83	189	H	George Mason	61 53
9	A	Duke	45 107					54	N	Washington St.	60 72	194	H	Xavier	59 52
								68	H	Drexel	43 58	197	H	Northeastern	60 53
								94	A	Charlotte	74 73	214	A	Old Dominion	76 54
								96	A	VCU	53 65	220	H	Campbell	79 73
								96	H	VCU	57 56	229	A	Charleston So.	72 70
												233	H	East Carolina	64 53
												247	A	Ohio	56 51
												284	A	N.C. A&T	90 63
LAST 12 Division I GAMES:															
214	A	Old Dominion	76 54	284	A	N.C. A&T	90 63								
96	H	VCU	57 56	194	H	Xavier	59 52								
189	H	George Mason	61 53	9	A	Duke	45 107								
8	A	Delaware	37 69	229	A	Charleston So.	72 70								
96	A	VCU	53 65	220	H	Campbell	79 73								
197	H	Northeastern	60 53	94	A	Charlotte	74 73								

Non-Div I Games:

UNC Wilmington

 Loss,
 Non-Conf, S Site,
 Home
 Away
N Neutral

Average RPI Win:	219	WON-LOST	WINNING	LAST 12	STRENGTH OF	OPP. STRENGTH	TEAM	ADJ.	CONF.	ADJ CONF.
Average RPI Loss:	106	RECORD	PCT. RANK	GAMES	SCHEDULE	OF SCHEDULE	RPI	RPI	RPI	RPI
DIV. I ONLY	12- 6	81	7- 5	226	137	140	140	10	10	
DIV. I NON-CONF.	7- 4	98	2- 3	274	168	161	161	10	10	
TOTALS	RPI 1-25	RPI 26-50	W-L RECORDS	RPI 51-100	RPI 101-150	RPI 150+				
12- 6	0- 1	0- 0	OVERALL	1- 3	3- 1	8- 1				
7- 3	0- 0	0- 0	HOME	1- 2	3- 1	3- 0				
3- 3	0- 1	0- 0	AWAY	0- 1	0- 0	3- 1				
2- 0	0- 0	0- 0	NEUTRAL	0- 0	0- 0	2- 0				
7- 4	0- 1	0- 0	NON-CONFERENCE	0- 2	1- 0	6- 1				
4- 1	0- 0	0- 0	HOME	0- 1	1- 0	3- 0				
1- 3	0- 1	0- 0	AWAY	0- 1	0- 0	1- 1				
2- 0	0- 0	0- 0	NEUTRAL	0- 0	0- 0	2- 0				
5- 2	0- 0	0- 0	CONFERENCE	1- 1	2- 1	2- 0				
3- 2	0- 0	0- 0	HOME	1- 1	2- 1	0- 0				
2- 0	0- 0	0- 0	AWAY	0- 0	0- 0	2- 0				
0- 0	0- 0	0- 0	NEUTRAL	0- 0	0- 0	0- 0				

RPI 1-25				RPI 26-50				RPI 51-100				RPI 101+ Team's RPI: 140			
RPI	S	Opponent	Score	RPI	S	Opponent	Score	RPI	S	Opponent	Score	RPI	S	Opponent	Score
17	A	Green Bay	67 75					67	H	Iowa	74 78	122	H	Illinois St.	79 73
								69	H	Missouri St.	62 54	131	H	South Dakota	53 43
								74	H	Wichita St.	40 67	147	H	Bradley	71 57
								76	A	Iowa St.	57 84	150	H	Indiana St.	62 68
												198	N	Youngstown St.	90 73
												212	H	Colorado St.	61 50
												230	H	North Dakota St.	60 41
												254	A	North Dakota	70 74
												285	A	Southern Ill.	70 66
												287	A	Evansville	61 51
												295	N	Wyoming	60 46
												328	H	Southeast Mo. St.	62 42
												329	A	Chicago St.	88 54
LAST 12 Division I GAMES:															
147	H	Bradley	71 57	74	H	Wichita St.	40 67								
122	H	Illinois St.	79 73	76	A	Iowa St.	57 84								
150	H	Indiana St.	62 68	254	A	North Dakota	70 74								
285	A	Southern Ill.	70 66	230	H	North Dakota St.	60 41								
287	A	Evansville	61 51	131	H	South Dakota	53 43								
69	H	Missouri St.	62 54	17	A	Green Bay	67 75								

Non-Div I Games:

UNI

■ Loss,
■ Non-Conf,
■ S Site,
■ H Home
■ A Away
N Neutral

Average RPI Win:	209	WON-LOST	WINNING	LAST 12	STRENGTH OF	OPP. STRENGTH	TEAM	ADJ.	CONF.	ADJ CONF.
Average RPI Loss:	69	RECORD	PCT. RANK	GAMES	SCHEDULE	OF SCHEDULE	RPI	RPI	RPI	RPI
DIV. I ONLY	15- 5	43	8- 4	192	104	90	90	23	23	
DIV. I NON-CONF.	12- 4	61	5- 3	194	57	77	77	25	25	
TOTALS	RPI 1-25	RPI 26-50	W-L RECORDS	RPI 51-100	RPI 101-150	RPI 150+				
15- 5	1- 0	0- 2	OVERALL	2- 2	0- 1	12- 0				
7- 3	1- 0	0- 1	HOME	1- 1	0- 1	5- 0				
6- 2	0- 0	0- 1	AWAY	1- 1	0- 0	5- 0				
2- 0	0- 0	0- 0	NEUTRAL	0- 0	0- 0	2- 0				
12- 4	1- 0	0- 2	NON-CONFERENCE	2- 2	0- 0	9- 0				
7- 2	1- 0	0- 1	HOME	1- 1	0- 0	5- 0				
3- 2	0- 0	0- 1	AWAY	1- 1	0- 0	2- 0				
2- 0	0- 0	0- 0	NEUTRAL	0- 0	0- 0	2- 0				
3- 1	0- 0	0- 0	CONFERENCE	0- 0	0- 1	3- 0				
0- 1	0- 0	0- 0	HOME	0- 0	0- 1	0- 0				
3- 0	0- 0	0- 0	AWAY	0- 0	0- 0	3- 0				
0- 0	0- 0	0- 0	NEUTRAL	0- 0	0- 0	0- 0				

RPI 1-25				RPI 26-50				RPI 51-100				Team's RPI: 90	RPI 101+			
RPI	S	Opponent	Score	RPI	S	Opponent	Score	RPI	S	Opponent	Score		RPI	S	Opponent	Score
11	H	Kansas St.	44 38	31	H	Georgetown	45 64	63	H	Fresno St.	73 71		116	H	San Diego St.	62 66
				35	A	California	48 70	67	A	Iowa	69 59		173	A	TCU	72 57
								77	H	Northwestern	49 79		188	A	UC Santa Barbara	46 44
								87	A	Arizona	58 62		197	H	Northeastern	61 58
													230	H	North Dakota St.	76 57
													236	N	Butler	62 39
													249	H	UTSA	74 67
													251	A	Nevada	74 63
													281	N	Prairie View	73 60
													289	H	San Jose St.	78 41
													290	A	New Mexico	64 50
													295	A	Wyoming	54 51
													314	H	UC Riverside	64 36
LAST 12 Division I GAMES:																
290	A	New Mexico	64 50	87	A	Arizona	58 62	11	H	Kansas St.	44 38	230	H	North Dakota St.	76 57	
173	A	TCU	72 57					77	H	Northwestern	49 79	188	A	UC Santa Barbara	46 44	
116	H	San Diego St.	62 66	35	A	California	48 70									
295	A	Wyoming	54 51													
63	H	Fresno St.	73 71													
251	A	Nevada	74 63													

Non-Div I Games:

UNLV

■ Loss,
■ Non-Conf, S Site,
■ Home
■ Away
N Neutral

U
T
M
a
r
t
i
n

Through Games Of Sunday, January 22, 2012									
UT Martin									
Average RPI Win:	276	WON-LOST	WINNING	LAST 12	STRENGTH OF	OPP. STRENGTH	TEAM	ADJ.	CONF.
Average RPI Loss:	98	RECORD	PCT. RANK	GAMES	SCHEDULE	OF SCHEDULE	RPI	RPI	RPI
DIV. I ONLY		10- 8	130	6- 6	167	262	132	132	31
DIV. I NON-CONF.		6- 7	181	2- 5	187	183	124	124	30

TOTALS	RPI 1-25		RPI 26-50	W-L RECORDS	RPI 51-100		RPI 101-150		RPI 150+
10- 8	0- 2		0- 0	OVERALL	0- 3		0- 2		10- 1
6- 1	0- 0		0- 0	HOME	0- 1		0- 0		6- 0
4- 7	0- 2		0- 0	AWAY	0- 2		0- 2		4- 1
0- 0	0- 0		0- 0	NEUTRAL	0- 0		0- 0		0- 0
6- 7	0- 2		0- 0	NON-CONFERENCE	0- 3		0- 1		6- 1
4- 1	0- 0		0- 0	HOME	0- 1		0- 0		4- 0
2- 6	0- 2		0- 0	AWAY	0- 2		0- 1		2- 1
0- 0	0- 0		0- 0	NEUTRAL	0- 0		0- 0		0- 0
4- 1	0- 0		0- 0	CONFERENCE	0- 0		0- 1		4- 0
2- 0	0- 0		0- 0	HOME	0- 0		0- 0		2- 0
2- 1	0- 0		0- 0	AWAY	0- 0		0- 1		2- 0
0- 0	0- 0		0- 0	NEUTRAL	0- 0		0- 0		0- 0

RPI 1-25				RPI 26-50				RPI 51-100				RPI 101+ Team's RPI: 132			
RPI	S	Opponent	Score	RPI	S	Opponent	Score	RPI	S	Opponent	Score	RPI	S	Opponent	Score
18	A	Louisville	57 70					56	H	Vanderbilt	84 99	114	A	Eastern Ill.	63 70
20	A	Purdue	39 65					93	A	Memphis	69 90	150	A	Indiana St.	55 66
								95	A	Central Ark.	65 69	200	H	SIU Edwardsville	91 59
												235	A	Arkansas St.	68 83
												261	A	Saint Louis	70 55
												267	A	Tennessee St.	114 105
												273	A	Eastern Ky.	84 61
												285	H	Southern Ill.	91 70
												287	H	Evansville	78 69
												288	H	Belmont	67 48
												292	A	Southern Miss.	88 69
												302	H	Air Force	84 60
												304	H	Tennessee Tech	83 61

LAST 12 Division I GAMES:															
273	A	Eastern Ky.	84 61	18	A	Louisville	57 70	285	H	Southern Ill.	91 70				
114	A	Eastern Ill.	63 70	287	H	Evansville	78 69	95	A	Central Ark.	65 69				
235	A	Arkansas St.	68 83	56	H	Vanderbilt	84 99	93	A	Memphis	69 90				
200	H	SIU Edwardsville	91 59	93	A	Memphis	69 90								
267	A	Tennessee St.	114 105												
304	H	Tennessee Tech	83 61												

Non-Div I Games:

UT Martin

Average RPI Win:	205	WON-LOST	WINNING	LAST 12	STRENGTH OF	OPP. STRENGTH	TEAM	ADJ.	CONF.	ADJ CONF.
Average RPI Loss:	126	RECORD	PCT. RANK	GAMES	SCHEDULE	OF SCHEDULE	RPI	RPI	RPI	RPI
DIV. I ONLY	17- 2	9	10- 2	278	157	73	73	11	11	
DIV. I NON-CONF.	11- 2	24	4- 2	304	218	83	83	16	16	
TOTALS	RPI 1-25	RPI 26-50	W-L RECORDS	RPI 51-100	RPI 101-150	RPI 150+				
17- 2	0- 0	1- 0	OVERALL	2- 1	2- 0	12- 1				
11- 1	0- 0	0- 0	HOME	2- 0	2- 0	7- 1				
6- 1	0- 0	1- 0	AWAY	0- 1	0- 0	5- 0				
0- 0	0- 0	0- 0	NEUTRAL	0- 0	0- 0	0- 0				
11- 2	0- 0	0- 0	NON-CONFERENCE	1- 1	2- 0	8- 1				
8- 1	0- 0	0- 0	HOME	1- 0	2- 0	5- 1				
3- 1	0- 0	0- 0	AWAY	0- 1	0- 0	3- 0				
0- 0	0- 0	0- 0	NEUTRAL	0- 0	0- 0	0- 0				
6- 0	0- 0	1- 0	CONFERENCE	1- 0	0- 0	4- 0				
3- 0	0- 0	0- 0	HOME	1- 0	0- 0	2- 0				
3- 0	0- 0	1- 0	AWAY	0- 0	0- 0	2- 0				
0- 0	0- 0	0- 0	NEUTRAL	0- 0	0- 0	0- 0				

RPI 1-25				RPI 26-50				RPI 51-100				Team's RPI: 73		RPI 101+			
RPI	S	Opponent	Score	RPI	S	Opponent	Score	RPI	S	Opponent	Score			RPI	S	Opponent	Score
				40	A	Tulane	65 64	62	H	Idaho St.	79 63			127	H	Denver	80 49
								64	A	Arizona St.	45 47			139	H	Lamar	81 52
								93	H	Memphis	66 60			154	H	Northern Colo.	74 51
														163	A	SMU	64 53
														188	H	UC Santa Barbara	48 49
														190	H	Tulsa	67 56
														213	H	Texas St.	81 58
														225	H	Tex.-Pan American	62 51
														233	A	East Carolina	66 56
														259	A	Loyola Marymount	68 48
														290	A	New Mexico	53 43
														316	H	Houston	87 43
														323	A	New Mexico St.	76 72
														323	H	New Mexico St.	63 27
														342	H	Houston Baptist	82 53
LAST 12 Division I GAMES:																	
				316	H	Houston	87 43					213	H	Texas St.	81 58		
				233	A	East Carolina	66 56					64	A	Arizona St.	45 47		
				40	A	Tulane	65 64					188	H	UC Santa Barbara	48 49		
				190	H	Tulsa	67 56					259	A	Loyola Marymount	68 48		
				93	H	Memphis	66 60					154	H	Northern Colo.	74 51		
				163	A	SMU	64 53					290	A	New Mexico	53 43		

Non-Div I Games:

UTEP

■ Loss,
 ■ Non-Conf,
 S Site,
 ■ Home
 ■ Away
 N Neutral

Average RPI Win:	225	WON-LOST	WINNING	LAST 12	STRENGTH OF	OPP. STRENGTH	TEAM	ADJ.	CONF.	ADJ CONF.
Average RPI Loss:	140	RECORD	PCT. RANK	GAMES	SCHEDULE	OF SCHEDULE	RPI	RPI	RPI	RPI
DIV. I ONLY	7- 11	225	5- 7	190	156	249	249	24	24	
DIV. I NON-CONF.	4- 9	255	2- 5	148	76	226	226	26	26	
TOTALS	RPI 1-25	RPI 26-50	W-L RECORDS	RPI 51-100	RPI 101-150	RPI 150+				
7- 11	0- 1	0- 0	OVERALL	0- 4	0- 0	7- 6				
6- 6	0- 0	0- 0	HOME	0- 3	0- 0	6- 3				
1- 5	0- 1	0- 0	AWAY	0- 1	0- 0	1- 3				
0- 0	0- 0	0- 0	NEUTRAL	0- 0	0- 0	0- 0				
4- 9	0- 1	0- 0	NON-CONFERENCE	0- 4	0- 0	4- 4				
4- 5	0- 0	0- 0	HOME	0- 3	0- 0	4- 2				
0- 4	0- 1	0- 0	AWAY	0- 1	0- 0	0- 2				
0- 0	0- 0	0- 0	NEUTRAL	0- 0	0- 0	0- 0				
3- 2	0- 0	0- 0	CONFERENCE	0- 0	0- 0	3- 2				
2- 1	0- 0	0- 0	HOME	0- 0	0- 0	2- 1				
1- 1	0- 0	0- 0	AWAY	0- 0	0- 0	1- 1				
0- 0	0- 0	0- 0	NEUTRAL	0- 0	0- 0	0- 0				

RPI 1-25					
RPI	S	Opponent	Score		
22	A	Southern California	56	74	
RPI 26-50					
RPI	S	Opponent	Score		
RPI 51-100					
RPI	S	Opponent	Score		
74	H	Wichita St.	56	69	
75	H	Missouri	50	70	
90	A	UNLV	67	74	
99	H	Creighton	53	54	
RPI 101+					
RPI	S	Opponent	Score		
151	H	Sam Houston St.	50	63	
157	H	FIU	61	54	
161	H	Detroit	59	55	
163	A	SMU	65	69	
168	H	South Ala.	42	54	
173	A	TCU	30	65	
183	H	Stephen F. Austin	50	46	
213	H	Texas St.	67	53	
221	H	Rice	46	71	
225	H	Tex.-Pan American	68	54	
309	A	Northwestern St.	57	61	
316	H	Houston	70	59	
320	A	A&M-Corpus Christi	58	38	
Team's RPI: 249					
LAST 12 Division I GAMES:					
213	H	Texas St.	67	53	
309	A	Northwestern St.	57	61	
183	H	Stephen F. Austin	50	46	
320	A	A&M-Corpus Christi	58	38	
151	H	Sam Houston St.	50	63	
221	H	Rice	46	71	
163	A	SMU	65	69	
225	H	Tex.-Pan American	68	54	
99	H	Creighton	53	54	
74	H	Wichita St.	56	69	
316	H	Houston	70	59	
22	A	Southern California	56	74	

Non-Div I Games:

UTSA

■ Loss, ■ Non-Conf, S Site, H Home A Away N Neutral

Utah

Average RPI Win: **217**
 Average RPI Loss: **57**

WON-LOST
 RECORD

WINNING
 PCT. RANK

LAST 12
 GAMES

Through Games Of Sunday, January 22, 2012

STRENGTH OF
 SCHEDULE

OPP. STRENGTH
 OF SCHEDULE

TEAM
 RPI

ADJ.
 RPI

CONF.
 RPI

ADJ CONF.
 RPI

DIV. I ONLY	9- 9	166	6- 6	58	107	117	117	5	5
DIV. I NON-CONF.	7- 4	98	4- 1	190	223	188	188	6	6
TOTALS	RPI 1-25	RPI 26-50	W-L RECORDS	RPI 51-100	RPI 101-150	RPI 150+			
9- 9	0- 2	0- 3	OVERALL	3- 3	0- 0	6- 1			
6- 3	0- 1	0- 1	HOME	1- 1	0- 0	5- 0			
2- 5	0- 1	0- 2	AWAY	2- 2	0- 0	0- 0			
1- 1	0- 0	0- 0	NEUTRAL	0- 0	0- 0	1- 1			
7- 4	0- 1	0- 2	NON-CONFERENCE	1- 0	0- 0	6- 1			
6- 0	0- 0	0- 0	HOME	1- 0	0- 0	5- 0			
0- 3	0- 1	0- 2	AWAY	0- 0	0- 0	0- 0			
1- 1	0- 0	0- 0	NEUTRAL	0- 0	0- 0	1- 1			
2- 5	0- 1	0- 1	CONFERENCE	2- 3	0- 0	0- 0			
0- 3	0- 1	0- 1	HOME	0- 1	0- 0	0- 0			
2- 2	0- 0	0- 0	AWAY	2- 2	0- 0	0- 0			
0- 0	0- 0	0- 0	NEUTRAL	0- 0	0- 0	0- 0			

RPI 1-25				RPI 26-50				RPI 51-100				RPI 101+ Team's RPI: 117			
RPI	S	Opponent	Score	RPI	S	Opponent	Score	RPI	S	Opponent	Score	RPI	S	Opponent	Score
4	H	Stanford	43 62	35	H	California	56 63	54	A	Washington St.	43 60	161	N	Detroit	64 55
16	A	Michigan	50 55	42	A	Arkansas	56 57	62	H	Idaho St.	56 31	168	N	South Ala.	53 61
				44	A	BYU	58 63	64	A	Arizona St.	51 59	270	H	Southern Utah	74 60
								87	A	Arizona	65 60	293	H	Utah Valley	82 51
								89	H	Colorado	52 58	323	H	New Mexico St.	74 37
								97	A	Washington	49 36	330	H	Texas Southern	75 33
												332	H	Weber St.	81 63
LAST 12 Division I GAMES:															
64	A	Arizona St.	51 59	89	H	Colorado	52 58	293	H	Utah Valley	82 51				
87	A	Arizona	65 60	323	H	New Mexico St.	74 37	330	H	Texas Southern	75 33				
35	H	California	56 63	44	A	BYU	58 63	62	H	Idaho St.	56 31				
4	H	Stanford	43 62												
97	A	Washington	49 36												
54	A	Washington St.	43 60												

Non-Div I Games:

Utah

Loss, Non-Conf, S Site, H Home A Away N Neutral

Average RPI Win:	273	WON-LOST	WINNING	LAST 12	STRENGTH OF	OPP. STRENGTH	TEAM	ADJ.	CONF.	ADJ CONF.
Average RPI Loss:	96	RECORD	PCT. RANK	GAMES	SCHEDULE	OF SCHEDULE	RPI	RPI	RPI	RPI
DIV. I ONLY	11- 6	92	6- 5	217	293	138	138	25	25	
DIV. I NON-CONF.	8- 5	106	3- 4	193	322	122	122	28	28	
TOTALS	RPI 1-25	RPI 26-50	W-L RECORDS	RPI 51-100	RPI 101-150	RPI 150+				
11- 6	0- 0	0- 1	OVERALL	0- 3	0- 1	11- 1				
6- 2	0- 0	0- 1	HOME	0- 1	0- 0	6- 0				
5- 4	0- 0	0- 0	AWAY	0- 2	0- 1	5- 1				
0- 0	0- 0	0- 0	NEUTRAL	0- 0	0- 0	0- 0				
8- 5	0- 0	0- 1	NON-CONFERENCE	0- 2	0- 1	8- 1				
5- 1	0- 0	0- 1	HOME	0- 0	0- 0	5- 0				
3- 4	0- 0	0- 0	AWAY	0- 2	0- 1	3- 1				
0- 0	0- 0	0- 0	NEUTRAL	0- 0	0- 0	0- 0				
3- 1	0- 0	0- 0	CONFERENCE	0- 1	0- 0	3- 0				
1- 1	0- 0	0- 0	HOME	0- 1	0- 0	1- 0				
2- 0	0- 0	0- 0	AWAY	0- 0	0- 0	2- 0				
0- 0	0- 0	0- 0	NEUTRAL	0- 0	0- 0	0- 0				

RPI S	Opponent	Score	RPI S	Opponent	Score	RPI S	Opponent	Score	RPI S	Opponent	Score	Team's RPI: 138
44	H BYU	65 73	62	A Idaho St.	65 67	137	A Montana St.	61 78	206	A Louisiana Tech	79 62	
			63	H Fresno St.	67 90	193	A Montana	60 61	209	A UC Irvine	69 64	
			78	A South Dakota St.	73 84	244	A Boise St.	64 52	244	H Boise St.	97 86	
						251	H Nevada	91 69	293	H Utah Valley	61 43	
						295	A Wyoming	62 56	297	H Northern Ariz.	70 51	
						314	H UC Riverside	71 68	323	A New Mexico St.	74 56	
						332	H Weber St.	73 63				
LAST 12 Division I GAMES:												
251	H Nevada	91 69	297	H Northern Ariz.	70 51							
63	H Fresno St.	67 90	44	H BYU	65 73							
206	A Louisiana Tech	79 62	62	A Idaho St.	65 67							
323	A New Mexico St.	74 56	137	A Montana St.	61 78							
293	H Utah Valley	61 43	193	A Montana	60 61							
244	A Boise St.	64 52	314	H UC Riverside	71 68							

Non-Div I Games: Asbury 83 53

Utah St.

Utah Valley

Through Games Of Sunday, January 22, 2012

Average RPI Win:	254	WON-LOST	WINNING	LAST 12	STRENGTH OF	OPP. STRENGTH	TEAM	ADJ.	CONF.	ADJ CONF.
Average RPI Loss:	222	RECORD	PCT. RANK	GAMES	SCHEDULE	OF SCHEDULE	RPI	RPI	RPI	RPI
DIV. I ONLY	8- 9	191	5- 6	339	250	293	293	33	33	
DIV. I NON-CONF.	7- 9	205	4- 6	337	245	299	299	33	33	
TOTALS	RPI 1-25	RPI 26-50	W-L RECORDS	RPI 51-100	RPI 101-150	RPI 150+				
8- 9	0- 0	0- 0	OVERALL	1- 0	0- 3	7- 6				
5- 3	0- 0	0- 0	HOME	1- 0	0- 1	4- 2				
2- 6	0- 0	0- 0	AWAY	0- 0	0- 2	2- 4				
1- 0	0- 0	0- 0	NEUTRAL	0- 0	0- 0	1- 0				
7- 9	0- 0	0- 0	NON-CONFERENCE	1- 0	0- 3	6- 6				
5- 3	0- 0	0- 0	HOME	1- 0	0- 1	4- 2				
1- 6	0- 0	0- 0	AWAY	0- 0	0- 2	1- 4				
1- 0	0- 0	0- 0	NEUTRAL	0- 0	0- 0	1- 0				
1- 0	0- 0	0- 0	CONFERENCE	0- 0	0- 0	1- 0				
0- 0	0- 0	0- 0	HOME	0- 0	0- 0	0- 0				
1- 0	0- 0	0- 0	AWAY	0- 0	0- 0	1- 0				
0- 0	0- 0	0- 0	NEUTRAL	0- 0	0- 0	0- 0				

RPI 1-25			RPI 26-50			RPI 51-100			RPI 101+ Team's RPI: 293		
RPI	S	Opponent	Score	RPI	S	Opponent	Score	RPI	S	Opponent	Score
						62 H Idaho St.	68 59	117 A Utah		51 82	
								131 H South Dakota		54 63	
								138 A Utah St.		43 61	
								190 H Tulsa		78 62	
								240 A Long Beach St.		43 75	
								244 A Boise St.		64 85	
								254 A North Dakota		58 54	
								264 H Longwood		64 59	
								270 A Southern Utah		65 80	
								270 H Southern Utah		59 60	
								289 H San Jose St.		45 57	
								297 A Northern Ariz.		59 73	
								297 H Northern Ariz.		73 56	
								298 N Kent St.		46 45	
								332 A Weber St.		72 65	
								332 H Weber St.		63 59	
LAST 12 Division I GAMES:											
254 A		North Dakota	58 54	332 A		Weber St.	72 65				
264 H		Longwood	64 59	131 H		South Dakota	54 63				
138 A		Utah St.	43 61	297 H		Northern Ariz.	73 56				
289 H		San Jose St.	45 57	270 H		Southern Utah	59 60				
244 A		Boise St.	64 85	332 H		Weber St.	63 59				
117 A		Utah	51 82	190 H		Tulsa	78 62				

Non-Div I Games: Walla Walla 104 46

Utah Valley

Loss, Non-Conf, S Site, H Home A Away N Neutral

Average RPI Win:	186	WON-LOST	WINNING	LAST 12	STRENGTH OF	OPP. STRENGTH	TEAM	ADJ.	CONF.	ADJ CONF.
Average RPI Loss:	83	RECORD	PCT. RANK	GAMES	SCHEDULE	OF SCHEDULE	RPI	RPI	RPI	RPI
DIV. I ONLY	11- 7	104	8- 4	109	98	96	96	7	7	
DIV. I NON-CONF.	7- 4	98	4- 1	75	137	74	74	7	7	
TOTALS	RPI 1-25	RPI 26-50	W-L RECORDS	RPI 51-100	RPI 101-150	RPI 150+				
11- 7	0- 1	0- 2	OVERALL	1- 2	1- 1	9- 1				
5- 3	0- 0	0- 1	HOME	1- 1	0- 1	4- 0				
5- 4	0- 1	0- 1	AWAY	0- 1	1- 0	4- 1				
1- 0	0- 0	0- 0	NEUTRAL	0- 0	0- 0	1- 0				
7- 4	0- 1	0- 1	NON-CONFERENCE	0- 1	1- 1	6- 0				
2- 3	0- 0	0- 1	HOME	0- 1	0- 1	2- 0				
4- 1	0- 1	0- 0	AWAY	0- 0	1- 0	3- 0				
1- 0	0- 0	0- 0	NEUTRAL	0- 0	0- 0	1- 0				
4- 3	0- 0	0- 1	CONFERENCE	1- 1	0- 0	3- 1				
3- 0	0- 0	0- 0	HOME	1- 0	0- 0	2- 0				
1- 3	0- 0	0- 1	AWAY	0- 1	0- 0	1- 1				
0- 0	0- 0	0- 0	NEUTRAL	0- 0	0- 0	0- 0				

RPI 1-25				RPI 26-50				RPI 51-100				Team's RPI: 96	RPI 101+			
RPI	S	Opponent	Score	RPI	S	Opponent	Score	RPI	S	Opponent	Score		RPI	S	Opponent	Score
12	A	Miami (FL)	61 91	28	A	James Madison	43 64	82	A	UNC Wilmington	56 57		121	A	UMKC	78 70
				36	H	Richmond	77 78	82	H	UNC Wilmington	65 53		141	H	High Point	67 82
								94	H	Charlotte	58 68		152	A	Liberty	52 47
													153	H	Coppin St.	74 66
													167	A	William & Mary	83 80
													189	A	George Mason	58 71
													197	H	Northeastern	67 60
													214	H	Old Dominion	76 72
													216	A	Winthrop	69 52
													233	A	East Carolina	62 49
													252	H	Norfolk St.	79 59
													255	N	Morgan St.	73 52
LAST 12 Division I GAMES:																
189	A	George Mason	58 71	12	A	Miami (FL)	61 91	255	N	Morgan St.	73 52					
82	A	UNC Wilmington	56 57	252	H	Norfolk St.	79 59									
167	A	William & Mary	83 80	153	H	Coppin St.	74 66									
214	H	Old Dominion	76 72	233	A	East Carolina	62 49									
82	H	UNC Wilmington	65 53	197	H	Northeastern	67 60									
28	A	James Madison	43 64													

Non-Div I Games:

VCU

■ Loss,
■ Non-Conf,
■ S Site,
■ H Home
■ A Away
N Neutral

Valparaiso

Through Games Of Sunday, January 22, 2012

Average RPI Win:	225	WON-LOST	WINNING	LAST 12	STRENGTH OF	OPP. STRENGTH	TEAM	ADJ.	CONF.	ADJ CONF.
Average RPI Loss:	183	RECORD	PCT. RANK	GAMES	SCHEDULE	OF SCHEDULE	RPI	RPI	RPI	RPI
DIV. I ONLY	4- 13	300	4- 8	183	306	299	299	13	13	
DIV. I NON-CONF.	3- 7	260	3- 2	156	316	291	291	18	18	
TOTALS	RPI 1-25	RPI 26-50	W-L RECORDS	RPI 51-100	RPI 101-150	RPI 150+				
4- 13	0- 0	0- 0	OVERALL	0- 1	1- 2	3- 10				
3- 5	0- 0	0- 0	HOME	0- 0	1- 0	2- 5				
1- 7	0- 0	0- 0	AWAY	0- 1	0- 1	1- 5				
0- 1	0- 0	0- 0	NEUTRAL	0- 0	0- 1	0- 0				
3- 7	0- 0	0- 0	NON-CONFERENCE	0- 1	1- 2	2- 4				
2- 3	0- 0	0- 0	HOME	0- 0	1- 0	1- 3				
1- 3	0- 0	0- 0	AWAY	0- 1	0- 1	1- 1				
0- 1	0- 0	0- 0	NEUTRAL	0- 0	0- 1	0- 0				
1- 6	0- 0	0- 0	CONFERENCE	0- 0	0- 0	1- 6				
1- 2	0- 0	0- 0	HOME	0- 0	0- 0	1- 2				
0- 4	0- 0	0- 0	AWAY	0- 0	0- 0	0- 4				
0- 0	0- 0	0- 0	NEUTRAL	0- 0	0- 0	0- 0				

RPI 1-25			RPI 26-50			RPI 51-100			RPI 101+			Team's RPI: 299
RPI	S	Opponent	Score	RPI	S	Opponent	Score	RPI	S	Opponent	Score	
						89 A Colorado	32 60			114 H Eastern Ill.	53 50	
										137 N Montana St.	55 71	
										145 A Pittsburgh	56 65	
										155 A Ill.-Chicago	43 54	
										161 A Detroit	52 68	
										165 A Wright St.	42 58	
										174 H Lehigh	39 41	
										198 H Youngstown St.	48 55	
										200 A SIU Edwardsville	64 67	
										217 A Loyola Chicago	56 86	
										221 H Rice	46 54	
										236 H Butler	58 53	
										242 H Cleveland St.	45 49	
										263 A Ball St.	67 53	
										271 H Western Ill.	55 67	
										286 H IPFW	64 43	
LAST 12 Division I GAMES:												
155	A	Ill.-Chicago	43 54	165	A	Wright St.	42 58					
217	A	Loyola Chicago	56 86	114	H	Eastern Ill.	53 50					
236	H	Butler	58 53	263	A	Ball St.	67 53					
198	H	Youngstown St.	48 55	145	A	Pittsburgh	56 65					
242	H	Cleveland St.	45 49	286	H	IPFW	64 43					
161	A	Detroit	52 68	174	H	Lehigh	39 41					

Non-Div I Games: Ind.-Northwest 80 47

Valparaiso

■ Loss,
 ■ Non-Conf, S Site,
 ■ Home
 ■ Away
 N Neutral

Vanderbilt

Through Games Of Sunday, January 22, 2012

Average RPI Win:	186	WON-LOST	WINNING	LAST 12	STRENGTH OF	OPP. STRENGTH	TEAM	ADJ.	CONF.	ADJ CONF.
Average RPI Loss:	36	RECORD	PCT. RANK	GAMES	SCHEDULE	OF SCHEDULE	RPI	RPI	RPI	RPI
DIV. I ONLY	14- 5	50	7- 5	85	108	56	56	3	3	
DIV. I NON-CONF.	12- 1	7	5- 1	203	227	93	93	5	5	
TOTALS	RPI 1-25	RPI 26-50	W-L RECORDS	RPI 51-100	RPI 101-150	RPI 150+				
14- 5	1- 1	0- 3	OVERALL	1- 1	4- 0	8- 0				
12- 1	1- 0	0- 1	HOME	1- 0	3- 0	7- 0				
2- 4	0- 1	0- 2	AWAY	0- 1	1- 0	1- 0				
0- 0	0- 0	0- 0	NEUTRAL	0- 0	0- 0	0- 0				
12- 1	1- 0	0- 0	NON-CONFERENCE	1- 1	3- 0	7- 0				
10- 0	1- 0	0- 0	HOME	1- 0	2- 0	6- 0				
2- 1	0- 0	0- 0	AWAY	0- 1	1- 0	1- 0				
0- 0	0- 0	0- 0	NEUTRAL	0- 0	0- 0	0- 0				
2- 4	0- 1	0- 3	CONFERENCE	0- 0	1- 0	1- 0				
2- 1	0- 0	0- 1	HOME	0- 0	1- 0	1- 0				
0- 3	0- 1	0- 2	AWAY	0- 0	0- 0	0- 0				
0- 0	0- 0	0- 0	NEUTRAL	0- 0	0- 0	0- 0				

RPI 1-25				RPI 26-50				RPI 51-100				Team's RPI: 56	RPI 101+			
RPI	S	Opponent	Score	RPI	S	Opponent	Score	RPI	S	Opponent	Score		RPI	S	Opponent	Score
2	A	Tennessee	64 87	41	A	South Carolina	55 65	52	A	North Carolina St.	59 66		103	H	Auburn	66 58
25	H	Oklahoma	78 66	41	H	South Carolina	60 65	60	H	Florida St.	64 59		127	H	Denver	77 56
				42	A	Arkansas	47 69						132	A	UT Martin	99 84
													141	H	High Point	70 54
													151	H	Sam Houston St.	79 56
													162	H	Ole Miss	68 52
													239	H	Alabama A&M	86 55
													271	H	Western Ill.	95 51
													277	A	Austin Peay	83 51
													283	H	Western Caro.	81 36
													301	H	S.C. Upstate	88 42
													336	H	Lipscomb	81 39
LAST 12 Division I GAMES:																
41	H	South Carolina	60 65	283	H	Western Caro.	81 36									
42	A	Arkansas	47 69	60	H	Florida St.	64 59									
2	A	Tennessee	64 87	52	A	North Carolina St.	59 66									
103	H	Auburn	66 58	132	A	UT Martin	99 84									
162	H	Ole Miss	68 52	141	H	High Point	70 54									
41	A	South Carolina	55 65	127	H	Denver	77 56									

Non-Div I Games:

Vanderbilt

Loss, Non-Conf, S Site, H Home A Away N Neutral

Average RPI Win: 227	WON-LOST	WINNING	LAST 12	STRENGTH OF	OPP. STRENGTH	TEAM	ADJ.	CONF.	ADJ CONF.
Average RPI Loss: 160	RECORD	PCT. RANK	GAMES	SCHEDULE	OF SCHEDULE	RPI	RPI	RPI	RPI
DIV. I ONLY	8- 13	232	2- 10	288	194	260	260	14	14
DIV. I NON-CONF.	6- 7	181	0- 4	302	184	282	282	12	12
TOTALS	RPI 1-25	RPI 26-50	W-L RECORDS	RPI 51-100	RPI 101-150	RPI 150+			
8- 13	0- 0	0- 2	OVERALL	1- 2	2- 3	5- 6			
4- 5	0- 0	0- 0	HOME	1- 1	1- 1	2- 3			
3- 6	0- 0	0- 1	AWAY	0- 1	1- 1	2- 3			
1- 2	0- 0	0- 1	NEUTRAL	0- 0	0- 1	1- 0			
6- 7	0- 0	0- 2	NON-CONFERENCE	1- 1	1- 1	4- 3			
3- 1	0- 0	0- 0	HOME	1- 0	1- 0	1- 1			
2- 4	0- 0	0- 1	AWAY	0- 1	0- 0	2- 2			
1- 2	0- 0	0- 1	NEUTRAL	0- 0	0- 1	1- 0			
2- 6	0- 0	0- 0	CONFERENCE	0- 1	1- 2	1- 3			
1- 4	0- 0	0- 0	HOME	0- 1	0- 1	1- 2			
1- 2	0- 0	0- 0	AWAY	0- 0	1- 1	0- 1			
0- 0	0- 0	0- 0	NEUTRAL	0- 0	0- 0	0- 0			

RPI S	Opponent	Score	RPI S	Opponent	Score	RPI S	Opponent	Score	RPI S	Opponent	Score	Team's RPI: 260
31	N Georgetown	53 65	57	H Saint Joseph's	80 67	108	A Hartford	57 50				
33	A Nebraska	41 94	85	A Marquette	60 71	119	A Albany (NY)	47 65				
			86	H Boston U.	60 61	125	H Fairfield	65 48				
						129	N La Salle	59 68				
						130	H UMBC	58 67				
						196	A Brown	57 61				
						197	A Northeastern	62 78				
						202	H Binghamton	69 48				
						203	H New Hampshire	63 69				
						276	H Dartmouth	62 72				
						282	H Stony Brook	47 54				
						318	A Maine	60 70				
						322	H Colgate	61 49				
						330	N Texas Southern	72 60				
						333	A Columbia	63 52				
						342	A Houston Baptist	60 47				
LAST 12 Division I GAMES:												
130	H UMBC	58 67	86	H Boston U.	60 61							
119	A Albany (NY)	47 65	282	H Stony Brook	47 54							
318	A Maine	60 70	129	N La Salle	59 68							
203	H New Hampshire	63 69	31	N Georgetown	53 65							
202	H Binghamton	69 48	85	A Marquette	60 71							
108	A Hartford	57 50	33	A Nebraska	41 94							

Non-Div I Games:

Vermont

Villanova

Through Games Of Sunday, January 22, 2012

Average RPI Win: 102	WON-LOST	WINNING	LAST 12	STRENGTH OF	OPP. STRENGTH	TEAM	ADJ.	CONF.	ADJ CONF.
Average RPI Loss: 52	RECORD	PCT. RANK	GAMES	SCHEDULE	OF SCHEDULE	RPI	RPI	RPI	RPI
DIV. I ONLY	11- 7	104	7- 5	4	25	15	15	2	2
DIV. I NON-CONF.	9- 3	61	5- 1	5	48	16	16	2	2
TOTALS	RPI 1-25	RPI 26-50	W-L RECORDS	RPI 51-100	RPI 101-150	RPI 150+			
11- 7	0- 4	3- 0	OVERALL	3- 2	2- 0	3- 1			
3- 2	0- 2	0- 0	HOME	1- 0	1- 0	1- 0			
6- 5	0- 2	2- 0	AWAY	1- 2	1- 0	2- 1			
2- 0	0- 0	1- 0	NEUTRAL	1- 0	0- 0	0- 0			
9- 3	0- 2	3- 0	NON-CONFERENCE	2- 0	1- 0	3- 1			
2- 1	0- 1	0- 0	HOME	1- 0	0- 0	1- 0			
5- 2	0- 1	2- 0	AWAY	0- 0	1- 0	2- 1			
2- 0	0- 0	1- 0	NEUTRAL	1- 0	0- 0	0- 0			
2- 4	0- 2	0- 0	CONFERENCE	1- 2	1- 0	0- 0			
1- 1	0- 1	0- 0	HOME	0- 0	1- 0	0- 0			
1- 3	0- 1	0- 0	AWAY	1- 2	0- 0	0- 0			
0- 0	0- 0	0- 0	NEUTRAL	0- 0	0- 0	0- 0			

RPI S	Opponent	Score	RPI S	Opponent	Score	RPI S	Opponent	Score	RPI S	Opponent	Score
3	H Connecticut	49 72	26	N St. Bonaventure	55 44	57	H Saint Joseph's	52 46	129	A La Salle	67 51
5	A Notre Dame	43 76	48	A Marist	60 53	61	A West Virginia	56 61	145	H Pittsburgh	70 62
8	H Delaware	56 64	50	A Temple	56 47	70	A Providence	69 42	169	A Iona	76 47
24	A Princeton	41 56				83	N Michigan St.	75 64	170	H Penn	52 30
						85	A Marquette	50 51	174	A Lehigh	62 54
									178	A Monmouth	48 49
LAST 12 Division I GAMES:											
5	A Notre Dame	43 76	178	A Monmouth	48 49						
170	H Penn	52 30	26	N St. Bonaventure	55 44						
3	H Connecticut	49 72	50	A Temple	56 47						
85	A Marquette	50 51	57	H Saint Joseph's	52 46						
61	A West Virginia	56 61	70	A Providence	69 42						
145	H Pittsburgh	70 62	129	A La Salle	67 51						

Non-Div I Games: USciences 77 44

Villanova

Loss, Non-Conf, S Site, H Home A Away N Neutral

Average RPI Win: 158				Through Games of Sunday, January 11, 2015					
Average RPI Loss: 39	WON-LOST RECORD	WINNING PCT. RANK	LAST 12 GAMES	STRENGTH OF SCHEDULE	OPP. STRENGTH OF SCHEDULE	TEAM RPI	ADJ. RPI	CONF. RPI	ADJ CONF. RPI
DIV. I ONLY	15- 6	67	8- 4	45	31	43	43	6	6
DIV. I NON-CONF.	12- 2	20	5- 0	52	35	47	47	4	4
TOTALS	RPI 1-25	RPI 26-50	W-L RECORDS	RPI 51-100	RPI 101-150	RPI 150+			
15- 6	1- 3	2- 1	OVERALL	1- 1	2- 1	9- 0			
11- 2	1- 1	1- 0	HOME	0- 0	2- 1	7- 0			
4- 2	0- 2	1- 0	AWAY	1- 0	0- 0	2- 0			
0- 2	0- 0	0- 1	NEUTRAL	0- 1	0- 0	0- 0			
12- 2	1- 0	2- 1	NON-CONFERENCE	1- 1	2- 0	6- 0			
9- 0	1- 0	1- 0	HOME	0- 0	2- 0	5- 0			
3- 0	0- 0	1- 0	AWAY	1- 0	0- 0	1- 0			
0- 2	0- 0	0- 1	NEUTRAL	0- 1	0- 0	0- 0			
3- 4	0- 3	0- 0	CONFERENCE	0- 0	0- 1	3- 0			
2- 2	0- 1	0- 0	HOME	0- 0	0- 1	2- 0			
1- 2	0- 2	0- 0	AWAY	0- 0	0- 0	1- 0			
0- 0	0- 0	0- 0	NEUTRAL	0- 0	0- 0	0- 0			

RPI 1-25				
RPI	S	Opponent	Score	
2	H	Tennessee	69	64
6	A	Maryland	61	68
9	A	Duke	66	77
12	H	Miami (FL)	53	56

RPI 26-50				
RPI	S	Opponent	Score	
28	H	James Madison	59	53
35	N	California	50	59
36	A	Richmond	69	56

RPI 51-100				
RPI	S	Opponent	Score	
51	N	Texas	53	79
70	A	Providence	55	38

RPI 101+				
RPI	S	Opponent	Score	
105	H	Appalachian St.	80	48
118	H	North Carolina	73	78
141	H	High Point	67	41
152	H	Liberty	64	38
179	H	Virginia Tech	52	39
185	H	Indiana	65	49
191	H	Boston College	69	58
205	H	Massachusetts	53	38
223	A	Hawaii	60	43
243	A	Clemson	54	47
269	H	Radford	92	43
335	H	Wagner	84	41

LAST 12 Division I GAMES:				
191	H	Boston College	69	58
12	H	Miami (FL)	53	56
6	A	Maryland	61	68
179	H	Virginia Tech	52	39
243	A	Clemson	54	47
118	H	North Carolina	73	78
9	A	Duke	66	77
205	H	Massachusetts	53	38
335	H	Wagner	84	41
28	H	James Madison	59	53
269	H	Radford	92	43
152	H	Liberty	64	38

Non-Div I Games:

Virginia

Loss, Non-Conf, S Site, H Home A Away N Neutral

Virginia Tech

Through Games Of Sunday, January 22, 2012

Average RPI Win:	223	WON-LOST	WINNING	LAST 12	STRENGTH OF	OPP. STRENGTH	TEAM	ADJ.	CONF.	ADJ CONF.
Average RPI Loss:	83	RECORD	PCT. RANK	GAMES	SCHEDULE	OF SCHEDULE	RPI	RPI	RPI	RPI
DIV. I ONLY	6- 13	259	4- 8	95	59	179	179	6	6	
DIV. I NON-CONF.	4- 9	255	2- 4	116	78	203	203	4	4	
TOTALS	RPI 1-25	RPI 26-50	W-L RECORDS	RPI 51-100	RPI 101-150	RPI 150+				
6- 13	0- 1	0- 3	OVERALL	0- 5	1- 2	5- 2				
2- 6	0- 1	0- 0	HOME	0- 2	1- 2	1- 1				
4- 6	0- 0	0- 2	AWAY	0- 2	0- 0	4- 1				
0- 1	0- 0	0- 0	NEUTRAL	0- 1	0- 0	0- 0				
4- 9	0- 0	0- 2	NON-CONFERENCE	0- 4	1- 1	3- 2				
2- 3	0- 0	0- 0	HOME	0- 1	1- 1	1- 1				
2- 5	0- 0	0- 2	AWAY	0- 2	0- 0	2- 1				
0- 1	0- 0	0- 0	NEUTRAL	0- 1	0- 0	0- 0				
2- 4	0- 1	0- 1	CONFERENCE	0- 1	0- 1	2- 0				
0- 3	0- 1	0- 0	HOME	0- 1	0- 1	0- 0				
2- 1	0- 0	0- 1	AWAY	0- 0	0- 0	2- 0				
0- 0	0- 0	0- 0	NEUTRAL	0- 0	0- 0	0- 0				

RPI	S	Opponent	Score	RPI	S	Opponent	Score	RPI	S	Opponent	Score	RPI	S	Opponent	Score	Team's RPI: 179
9	H	Duke	34 61	30	A	Penn St.	28 66	60	H	Florida St.	40 75	109	H	Cincinnati	55 66	
				39	A	St. Mary's (CA)	47 60	66	A	Fla. Gulf Coast	41 69	118	H	North Carolina	37 56	
				43	A	Virginia	39 52	67	A	Iowa	47 58	130	H	UMBC	57 52	
								94	H	Charlotte	65 71	167	H	William & Mary	59 78	
								100	N	Minnesota	64 65	181	A	UCF	32 41	
												191	A	Boston College	38 35	
												214	A	Old Dominion	77 65	
												219	A	George Washington	55 48	
												243	A	Clemson	55 33	
												341	H	N.C. Central	70 52	
LAST 12 Division I GAMES:																
118	H	North Carolina	37 56	130	H	UMBC	57 52									
9	H	Duke	34 61	109	H	Cincinnati	55 66									
43	A	Virginia	39 52	66	A	Fla. Gulf Coast	41 69									
60	H	Florida St.	40 75	181	A	UCF	32 41									
191	A	Boston College	38 35	341	H	N.C. Central	70 52									
243	A	Clemson	55 33	30	A	Penn St.	28 66									

Non-Div I Games:

Virginia Tech

■ Loss,
 ■ Non-Conf,
 ■ S Site,
 ■ H Home
 ■ A Away
 N Neutral

Average RPI Win:	337	WON-LOST	WINNING	LAST 12	STRENGTH OF	OPP. STRENGTH	TEAM	ADJ.	CONF.	ADJ CONF.
Average RPI Loss:	197	RECORD	PCT. RANK	GAMES	SCHEDULE	OF SCHEDULE	RPI	RPI	RPI	RPI
DIV. I ONLY	2- 16	329	1- 11	290	328	335	335	21	21	
DIV. I NON-CONF.	1- 10	330	0- 5	258	267	333	333	24	24	
TOTALS	RPI 1-25	RPI 26-50	W-L RECORDS	RPI 51-100	RPI 101-150	RPI 150+				
2- 16	0- 0	0- 3	OVERALL	0- 0	0- 1	2- 12				
2- 4	0- 0	0- 0	HOME	0- 0	0- 0	2- 4				
0- 11	0- 0	0- 3	AWAY	0- 0	0- 1	0- 7				
0- 1	0- 0	0- 0	NEUTRAL	0- 0	0- 0	0- 1				
1- 10	0- 0	0- 3	NON-CONFERENCE	0- 0	0- 0	1- 7				
1- 2	0- 0	0- 0	HOME	0- 0	0- 0	1- 2				
0- 7	0- 0	0- 3	AWAY	0- 0	0- 0	0- 4				
0- 1	0- 0	0- 0	NEUTRAL	0- 0	0- 0	0- 1				
1- 6	0- 0	0- 0	CONFERENCE	0- 0	0- 1	1- 5				
1- 2	0- 0	0- 0	HOME	0- 0	0- 0	1- 2				
0- 4	0- 0	0- 0	AWAY	0- 0	0- 1	0- 3				
0- 0	0- 0	0- 0	NEUTRAL	0- 0	0- 0	0- 0				

RPI S	Opponent	Score	RPI S	Opponent	Score	RPI S	Opponent	Score	RPI S	Opponent	Score
			30 A Penn St.	42 103					110 A LIU Brooklyn	41 72	
			37 A St. John's (NY)	34 54					174 H Lehigh	44 63	
			43 A Virginia	41 84					178 A Monmouth	42 65	
									201 H Bryant	67 71	
									203 H New Hampshire	72 73	
									204 N Elon	57 60	
									215 H Central Conn. St.	57 69	
									246 A Fairleigh Dickinson	49 86	
									258 A Lafayette	55 66	
									274 A Army	46 70	
									313 A NJIT	65 68	
									322 A Colgate	59 71	
									333 H Columbia	66 54	
									340 A St. Francis (NY)	34 48	
									340 H St. Francis (NY)	49 45	
LAST 12 Division I GAMES:											
340 A St. Francis (NY)	34 48	43 A Virginia	41 84								
201 H Bryant	67 71	203 H New Hampshire	72 73								
215 H Central Conn. St.	57 69	30 A Penn St.	42 103								
246 A Fairleigh Dickinson	49 86	322 A Colgate	59 71								
178 A Monmouth	42 65	110 A LIU Brooklyn	41 72								
204 N Elon	57 60	340 H St. Francis (NY)	49 45								

Non-Div I Games:

Wagner

■ Loss,
 ■ Non-Conf,
 ■ S Site,
 ■ H Home
 ■ A Away
 N Neutral

Wake Forest

Through Games Of Sunday, January 22, 2012

Average RPI Win:	198	WON-LOST	WINNING	LAST 12	STRENGTH OF	OPP. STRENGTH	TEAM	ADJ.	CONF.	ADJ CONF.
Average RPI Loss:	29	RECORD	PCT. RANK	GAMES	SCHEDULE	OF SCHEDULE	RPI	RPI	RPI	RPI
DIV. I ONLY	12- 7	97	6- 6	73	46	106	106	6	6	
DIV. I NON-CONF.	10- 3	49	4- 2	108	107	130	130	4	4	
TOTALS	RPI 1-25	RPI 26-50	W-L RECORDS	RPI 51-100	RPI 101-150	RPI 150+				
12- 7	0- 4	0- 1	OVERALL	1- 2	2- 0	9- 0				
10- 5	0- 2	0- 1	HOME	1- 2	1- 0	8- 0				
2- 2	0- 2	0- 0	AWAY	0- 0	1- 0	1- 0				
0- 0	0- 0	0- 0	NEUTRAL	0- 0	0- 0	0- 0				
10- 3	0- 1	0- 1	NON-CONFERENCE	1- 1	2- 0	7- 0				
8- 3	0- 1	0- 1	HOME	1- 1	1- 0	6- 0				
2- 0	0- 0	0- 0	AWAY	0- 0	1- 0	1- 0				
0- 0	0- 0	0- 0	NEUTRAL	0- 0	0- 0	0- 0				
2- 4	0- 3	0- 0	CONFERENCE	0- 1	0- 0	2- 0				
2- 2	0- 1	0- 0	HOME	0- 1	0- 0	2- 0				
0- 2	0- 2	0- 0	AWAY	0- 0	0- 0	0- 0				
0- 0	0- 0	0- 0	NEUTRAL	0- 0	0- 0	0- 0				

RPI 1-25				RPI 26-50				RPI 51-100				RPI 101+ Team's RPI: 106			
RPI	S	Opponent	Score	RPI	S	Opponent	Score	RPI	S	Opponent	Score	RPI	S	Opponent	Score
6	A	Maryland	58 86	27	H	Kansas	73 74	52	H	North Carolina St.	66 75	135	H	Davidson	68 66
8	H	Delaware	57 70					81	H	Howard	59 63	142	A	Seton Hall	60 44
9	H	Duke	58 76					100	H	Minnesota	82 65	153	H	Coppin St.	80 58
19	A	Georgia Tech	67 71									163	A	SMU	65 53
												178	H	Monmouth	88 54
												191	H	Boston College	72 58
												218	H	Md.-East. Shore	77 45
												243	H	Clemson	94 65
												266	H	Jacksonville	83 54
												269	H	Radford	90 67
												321	H	Mercer	90 44
LAST 12 Division I GAMES:															
243	H	Clemson	94 65	135	H	Davidson	68 66								
6	A	Maryland	58 86	218	H	Md.-East. Shore	77 45								
52	H	North Carolina St.	66 75	163	A	SMU	65 53								
19	A	Georgia Tech	67 71	81	H	Howard	59 63								
191	H	Boston College	72 58	8	H	Delaware	57 70								
9	H	Duke	58 76	269	H	Radford	90 67								

Non-Div I Games:

Wake Forest

■ Loss,
 ■ Non-Conf, S Site,
 ■ Home
 ■ Away
 N Neutral

Average RPI Win:	195	WON-LOST	WINNING	LAST 12	STRENGTH OF	OPP. STRENGTH	TEAM	ADJ.	CONF.	ADJ CONF.
Average RPI Loss:	80	RECORD	PCT. RANK	GAMES	SCHEDULE	OF SCHEDULE	RPI	RPI	RPI	RPI
DIV. I ONLY	10- 7	120	7- 5	84	113	97	97	5	5	
DIV. I NON-CONF.	8- 2	44	5- 0	223	280	164	164	6	6	
TOTALS	RPI 1-25	RPI 26-50	W-L RECORDS	RPI 51-100	RPI 101-150	RPI 150+				
10- 7	0- 1	0- 1	OVERALL	2- 2	0- 3	8- 0				
7- 2	0- 0	0- 0	HOME	1- 1	0- 1	6- 0				
3- 5	0- 1	0- 1	AWAY	1- 1	0- 2	2- 0				
0- 0	0- 0	0- 0	NEUTRAL	0- 0	0- 0	0- 0				
8- 2	0- 0	0- 0	NON-CONFERENCE	0- 1	0- 1	8- 0				
6- 1	0- 0	0- 0	HOME	0- 1	0- 0	6- 0				
2- 1	0- 0	0- 0	AWAY	0- 0	0- 1	2- 0				
0- 0	0- 0	0- 0	NEUTRAL	0- 0	0- 0	0- 0				
2- 5	0- 1	0- 1	CONFERENCE	2- 1	0- 2	0- 0				
1- 1	0- 0	0- 0	HOME	1- 0	0- 1	0- 0				
1- 4	0- 1	0- 1	AWAY	1- 1	0- 1	0- 0				
0- 0	0- 0	0- 0	NEUTRAL	0- 0	0- 0	0- 0				

RPI 1-25				RPI 26-50				RPI 51-100				Team's RPI: 97	RPI 101+			
RPI	S	Opponent	Score	RPI	S	Opponent	Score	RPI	S	Opponent	Score		RPI	S	Opponent	Score
4	A	Stanford	47 65	35	A	California	47 71	54	A	Washington St.	60 51		116	A	San Diego St.	51 63
								72	A	Oregon St.	55 60		117	H	Utah	36 49
								89	H	Colorado	75 67		123	A	Oregon	86 88
								91	H	UC Davis	68 69		159	H	Portland	61 49
													160	H	Seattle	72 53
													176	H	Cal St. Northridge	73 67
													188	A	UC Santa Barbara	46 37
													240	H	Long Beach St.	80 46
													248	H	Southern U.	64 56
													316	H	Houston	85 60
													324	A	Idaho	66 49
LAST 12 Division I GAMES:																
4	A	Stanford	47 65	72	A	Oregon St.	55 60									
35	A	California	47 71	248	H	Southern U.	64 56									
54	A	Washington St.	60 51	316	H	Houston	85 60									
117	H	Utah	36 49	159	H	Portland	61 49									
89	H	Colorado	75 67	240	H	Long Beach St.	80 46									
123	A	Oregon	86 88	324	A	Idaho	66 49									

Non-Div I Games:

Washington

■ Loss,
 ■ Non-Conf,
 ■ S Site,
 ■ H Home
 ■ A Away
 N Neutral

Average RPI Win:	146	WON-LOST	WINNING	LAST 12	STRENGTH OF	OPP. STRENGTH	TEAM	ADJ.	CONF.	ADJ CONF.
Average RPI Loss:	42	RECORD	PCT. RANK	GAMES	SCHEDULE	OF SCHEDULE	RPI	RPI	RPI	RPI
DIV. I ONLY	9- 10	183	5- 7	10	53	54	54	5	5	
DIV. I NON-CONF.	6- 6	160	2- 3	13	51	60	60	6	6	
TOTALS	RPI 1-25	RPI 26-50	W-L RECORDS	RPI 51-100	RPI 101-150	RPI 150+				
9- 10	0- 4	0- 3	OVERALL	3- 3	4- 0	2- 0				
3- 4	0- 1	0- 1	HOME	0- 2	2- 0	1- 0				
3- 5	0- 2	0- 2	AWAY	1- 1	2- 0	0- 0				
3- 1	0- 1	0- 0	NEUTRAL	2- 0	0- 0	1- 0				
6- 6	0- 3	0- 2	NON-CONFERENCE	2- 1	2- 0	2- 0				
2- 2	0- 1	0- 1	HOME	0- 0	1- 0	1- 0				
1- 3	0- 1	0- 1	AWAY	0- 1	1- 0	0- 0				
3- 1	0- 1	0- 0	NEUTRAL	2- 0	0- 0	1- 0				
3- 4	0- 1	0- 1	CONFERENCE	1- 2	2- 0	0- 0				
1- 2	0- 0	0- 0	HOME	0- 2	1- 0	0- 0				
2- 2	0- 1	0- 1	AWAY	1- 0	1- 0	0- 0				
0- 0	0- 0	0- 0	NEUTRAL	0- 0	0- 0	0- 0				

RPI 1-25				RPI 26-50				RPI 51-100 Team's RPI: 54				RPI 101+			
RPI	S	Opponent	Score	RPI	S	Opponent	Score	RPI	S	Opponent	Score	RPI	S	Opponent	Score
4	A	Stanford	41 75	30	A	Penn St.	60 72	72	A	Oregon St.	61 54	116	H	San Diego St.	65 50
14	A	Ohio St.	57 79	34	H	Gonzaga	69 71	78	A	South Dakota St.	58 63	117	H	Utah	60 43
16	N	Michigan	39 69	35	A	California	55 60	82	N	UNC Wilmington	72 60	123	A	Oregon	75 47
18	H	Louisville	71 75					85	N	Marquette	65 52	126	A	Wisconsin	69 51
								89	H	Colorado	56 57	281	N	Prairie View	90 52
								97	H	Washington	51 60	314	H	UC Riverside	74 35
LAST 12 Division I GAMES:															
35	A	California	55 60	123	A	Oregon	75 47								
4	A	Stanford	41 75	14	A	Ohio St.	57 79								
97	H	Washington	51 60	18	H	Louisville	71 75								
89	H	Colorado	56 57	314	H	UC Riverside	74 35								
117	H	Utah	60 43	116	H	San Diego St.	65 50								
72	A	Oregon St.	61 54	34	H	Gonzaga	69 71								

Non-Div I Games:

Washington St.

Average RPI Win:	296	WON-LOST	WINNING	LAST 12	STRENGTH OF	OPP. STRENGTH	TEAM	ADJ.	CONF.	ADJ CONF.
Average RPI Loss:	195	RECORD	PCT. RANK	GAMES	SCHEDULE	OF SCHEDULE	RPI	RPI	RPI	RPI
DIV. I ONLY	2- 17	334	2- 10	220	319	332	332	16	16	
DIV. I NON-CONF.	2- 11	308	2- 4	209	335	329	329	14	14	
TOTALS	RPI 1-25	RPI 26-50	W-L RECORDS	RPI 51-100	RPI 101-150	RPI 150+				
2- 17	0- 0	0- 1	OVERALL	0- 1	0- 6	2- 9				
2- 5	0- 0	0- 1	HOME	0- 0	0- 2	2- 2				
0- 10	0- 0	0- 0	AWAY	0- 1	0- 4	0- 5				
0- 2	0- 0	0- 0	NEUTRAL	0- 0	0- 0	0- 2				
2- 11	0- 0	0- 1	NON-CONFERENCE	0- 1	0- 3	2- 6				
2- 3	0- 0	0- 1	HOME	0- 0	0- 0	2- 2				
0- 6	0- 0	0- 0	AWAY	0- 1	0- 3	0- 2				
0- 2	0- 0	0- 0	NEUTRAL	0- 0	0- 0	0- 2				
0- 6	0- 0	0- 0	CONFERENCE	0- 0	0- 3	0- 3				
0- 2	0- 0	0- 0	HOME	0- 0	0- 2	0- 0				
0- 4	0- 0	0- 0	AWAY	0- 0	0- 1	0- 3				
0- 0	0- 0	0- 0	NEUTRAL	0- 0	0- 0	0- 0				

RPI	S	Opponent	Score	RPI	S	Opponent	Score	RPI	S	Opponent	Score	RPI	S	Opponent	Score	Team's RPI: 332
44	H	BYU	67 84	89	A	Colorado	59 77	117	A	Utah	63 81	123	A	Oregon	73 88	
								137	A	Montana St.	61 64	138	A	Utah St.	63 73	
								143	H	Portland St.	56 66	146	H	Eastern Wash.	60 72	
								193	A	Montana	70 77	209	N	UC Irvine	54 57	
								244	A	Boise St.	68 86	257	N	Nicholls St.	56 83	
								289	H	San Jose St.	69 67	291	A	Sacramento St.	60 78	
								293	A	Utah Valley	59 63	293	H	Utah Valley	65 72	
								295	H	Wyoming	68 76	297	A	Northern Ariz.	58 71	
								303	H	CSU Bakersfield	85 72					
LAST 12 Division I GAMES:																
297	A	Northern Ariz.	58 71	293	H	Utah Valley	65 72									
193	A	Montana	70 77	89	A	Colorado	59 77									
137	A	Montana St.	61 64	295	H	Wyoming	68 76									
143	H	Portland St.	56 66	303	H	CSU Bakersfield	85 72									
146	H	Eastern Wash.	60 72	293	A	Utah Valley	59 63									
291	A	Sacramento St.	60 78	289	H	San Jose St.	69 67									

Non-Div I Games:

Weber St.

■ Loss,
 ■ Non-Conf,
 ■ S Site,
 ■ H Home
 ■ A Away
 N Neutral

West Virginia

Through Games Of Sunday, January 22, 2012

Average RPI Win:	176	WON-LOST	WINNING	LAST 12	STRENGTH OF	OPP. STRENGTH	TEAM	ADJ.	CONF.	ADJ CONF.
Average RPI Loss:	66	RECORD	PCT. RANK	GAMES	SCHEDULE	OF SCHEDULE	RPI	RPI	RPI	RPI
DIV. I ONLY	14- 5	50	9- 3	120	91	61	61	2	2	
DIV. I NON-CONF.	10- 3	49	5- 1	183	258	84	84	2	2	
TOTALS	RPI 1-25	RPI 26-50	W-L RECORDS	RPI 51-100	RPI 101-150	RPI 150+				
14- 5	1- 1	0- 1	OVERALL	2- 2	4- 0	7- 1				
10- 1	1- 0	0- 1	HOME	1- 0	2- 0	6- 0				
2- 4	0- 1	0- 0	AWAY	0- 2	2- 0	0- 1				
2- 0	0- 0	0- 0	NEUTRAL	1- 0	0- 0	1- 0				
10- 3	0- 0	0- 1	NON-CONFERENCE	2- 1	1- 0	7- 1				
8- 1	0- 0	0- 1	HOME	1- 0	1- 0	6- 0				
0- 2	0- 0	0- 0	AWAY	0- 1	0- 0	0- 1				
2- 0	0- 0	0- 0	NEUTRAL	1- 0	0- 0	1- 0				
4- 2	1- 1	0- 0	CONFERENCE	0- 1	3- 0	0- 0				
2- 0	1- 0	0- 0	HOME	0- 0	1- 0	0- 0				
2- 2	0- 1	0- 0	AWAY	0- 1	2- 0	0- 0				
0- 0	0- 0	0- 0	NEUTRAL	0- 0	0- 0	0- 0				

RPI 1-25				RPI 26-50				RPI 51-100				RPI 101+			
RPI	S	Opponent	Score	RPI	S	Opponent	Score	RPI	S	Opponent	Score	RPI	S	Opponent	Score
3	A	Connecticut	60 79	26	H	St. Bonaventure	48 56	55	A	Duquesne	55 61	102	A	Syracuse	76 72
15	H	Villanova	61 56					70	A	Providence	48 51	129	H	La Salle	63 52
								71	N	UCLA	63 54	142	H	Seton Hall	79 63
								86	H	Boston U.	78 53	145	A	Pittsburgh	54 43
												176	A	Cal St. Northridge	47 48
												187	N	Marshall	69 57
												198	H	Youngstown St.	69 37
												204	H	Elon	84 36
												224	H	Mt. St. Mary's	94 32
												275	H	North Florida	86 30
												339	H	Bucknell	72 30
												341	H	N.C. Central	97 24
LAST 12 Division I GAMES:															
145	A	Pittsburgh	54 43	204	H	Elon	84 36	339	H	Bucknell	72 30	224	H	Mt. St. Mary's	94 32
187	N	Marshall	69 57	55	A	Duquesne	55 61	275	H	North Florida	86 30	341	H	N.C. Central	97 24
70	A	Providence	48 51	102	A	Syracuse	76 72								
142	H	Seton Hall	79 63												
15	H	Villanova	61 56												
3	A	Connecticut	60 79												

Non-Div I Games:

West Virginia

■ Loss,
 ■ Non-Conf, S Site,
 ■ Home
 ■ Away
 N Neutral

Average RPI Win: 300		WON-LOST	WINNING	LAST 12	STRENGTH OF	OPP. STRENGTH	TEAM	ADJ.	CONF.	ADJ CONF.
Average RPI Loss: 165		RECORD	PCT. RANK	GAMES	SCHEDULE	OF SCHEDULE	RPI	RPI	RPI	RPI
DIV. I ONLY		6- 12	248	2- 10	260	332	283	283	18	18
DIV. I NON-CONF.		5- 4	136	1- 2	329	342	323	323	22	22
TOTALS	RPI 1-25	RPI 26-50		W-L RECORDS		RPI 51-100	RPI 101-150	RPI 150+		
6- 12	0- 0	0- 0		OVERALL		0- 2	0- 4	6- 6		
3- 6	0- 0	0- 0		HOME		0- 0	0- 2	3- 4		
3- 6	0- 0	0- 0		AWAY		0- 2	0- 2	3- 2		
0- 0	0- 0	0- 0		NEUTRAL		0- 0	0- 0	0- 0		
5- 4	0- 0	0- 0		NON-CONFERENCE		0- 1	0- 0	5- 3		
2- 2	0- 0	0- 0		HOME		0- 0	0- 0	2- 2		
3- 2	0- 0	0- 0		AWAY		0- 1	0- 0	3- 1		
0- 0	0- 0	0- 0		NEUTRAL		0- 0	0- 0	0- 0		
1- 8	0- 0	0- 0		CONFERENCE		0- 1	0- 4	1- 3		
1- 4	0- 0	0- 0		HOME		0- 0	0- 2	1- 2		
0- 4	0- 0	0- 0		AWAY		0- 1	0- 2	0- 1		
0- 0	0- 0	0- 0		NEUTRAL		0- 0	0- 0	0- 0		

RPI 1-25				RPI 26-50				RPI 51-100				RPI 101+				Team's RPI: 283	
RPI	S	Opponent	Score	RPI	S	Opponent	Score	RPI	S	Opponent	Score	RPI	S	Opponent	Score		
								56	A	Vanderbilt	36	81	105	H	Appalachian St.	46	82
								59	A	Chattanooga	58	64	133	A	Samford	61	64
												135	A	Davidson	45	58	
												135	H	Davidson	46	64	
												171	H	Furman	54	57	
												204	H	Elon	45	51	
												207	H	Georgia St.	59	64	
												220	A	Campbell	43	59	
												229	H	Charleston So.	69	65	
												256	A	Ga. Southern	40	41	
												296	H	Coastal Caro.	56	66	
												300	H	UNC Greensboro	62	29	
												301	A	S.C. Upstate	63	58	
												304	A	Tennessee Tech	61	58	
												326	H	UNC Asheville	65	53	
												341	A	N.C. Central	62	49	
LAST 12 Division I GAMES:																	
				256	A	Ga. Southern	40	41	56	A	Vanderbilt	36	81				
				204	H	Elon	45	51	59	A	Chattanooga	58	64				
				135	A	Davidson	45	58	133	A	Samford	61	64				
				171	H	Furman	54	57	105	H	Appalachian St.	46	82				
				300	H	UNC Greensboro	62	29	135	H	Davidson	46	64				
				301	A	S.C. Upstate	63	58	207	H	Georgia St.	59	64				

Non-Div I Games:

Western Caro.

Loss, Non-Conf, S Site, H Home A Away N Neutral

Average RPI Win:	270	WON-LOST	WINNING	LAST 12	STRENGTH OF	OPP. STRENGTH	TEAM	ADJ.	CONF.	ADJ CONF.
Average RPI Loss:	150	RECORD	PCT. RANK	GAMES	SCHEDULE	OF SCHEDULE	RPI	RPI	RPI	RPI
DIV. I ONLY	4- 11	285	3- 7	256	166	271	271	17	17	
DIV. I NON-CONF.	1- 6	311	0- 3	188	157	254	254	11	11	
TOTALS	RPI 1-25	RPI 26-50	W-L RECORDS	RPI 51-100	RPI 101-150	RPI 150+				
4- 11	0- 0	0- 0	OVERALL	0- 3	0- 4	4- 4				
2- 3	0- 0	0- 0	HOME	0- 1	0- 1	2- 1				
2- 8	0- 0	0- 0	AWAY	0- 2	0- 3	2- 3				
0- 0	0- 0	0- 0	NEUTRAL	0- 0	0- 0	0- 0				
1- 6	0- 0	0- 0	NON-CONFERENCE	0- 2	0- 2	1- 2				
0- 1	0- 0	0- 0	HOME	0- 0	0- 0	0- 1				
1- 5	0- 0	0- 0	AWAY	0- 2	0- 2	1- 1				
0- 0	0- 0	0- 0	NEUTRAL	0- 0	0- 0	0- 0				
3- 5	0- 0	0- 0	CONFERENCE	0- 1	0- 2	3- 2				
2- 2	0- 0	0- 0	HOME	0- 1	0- 1	2- 0				
1- 3	0- 0	0- 0	AWAY	0- 0	0- 1	1- 2				
0- 0	0- 0	0- 0	NEUTRAL	0- 0	0- 0	0- 0				

RPI 1-25				RPI 26-50				RPI 51-100				RPI 101+				Team's RPI: 271	
RPI	S	Opponent	Score	RPI	S	Opponent	Score	RPI	S	Opponent	Score	RPI	S	Opponent	Score		
								56	A	Vanderbilt	51	95	114	A	Eastern Ill.	55	88
								67	A	Iowa	45	98	128	H	Oral Roberts	66	78
								78	H	South Dakota St.	56	82	131	A	South Dakota	57	78
												147	A	Bradley	64	93	
												172	A	Oakland	71	75	
												228	H	Milwaukee	66	79	
												230	H	North Dakota St.	68	65	
												241	A	Northern Ill.	84	91	
												270	H	Southern Utah	82	70	
												280	A	IUPUI	65	60	
												286	A	IPFW	54	73	
												299	A	Valparaiso	67	55	
LAST 12 Division I GAMES:																	
131	A	South Dakota	57	78	147	A	Bradley	64	93								
128	H	Oral Roberts	66	78	67	A	Iowa	45	98								
270	H	Southern Utah	82	70	114	A	Eastern Ill.	55	88								
172	A	Oakland	71	75	230	H	North Dakota St.	68	65								
286	A	IPFW	54	73	78	H	South Dakota St.	56	82								
280	A	IUPUI	65	60	228	H	Milwaukee	66	79								

Non-Div I Games: Hannibal-La Grange 87 65 Neb. Omaha 58 65 William Woods 73 52

Western Ill.

Average RPI Win:	236	WON-LOST	WINNING	LAST 12	STRENGTH OF	OPP. STRENGTH	TEAM	ADJ.	CONF.	ADJ CONF.
Average RPI Loss:	127	RECORD	PCT. RANK	GAMES	SCHEDULE	OF SCHEDULE	RPI	RPI	RPI	RPI
DIV. I ONLY	6- 13	259	5- 7	93	232	232	232	19	19	
DIV. I NON-CONF.	3- 9	274	2- 3	29	217	175	175	15	15	
TOTALS	RPI 1-25	RPI 26-50	W-L RECORDS	RPI 51-100	RPI 101-150	RPI 150+				
6- 13	0- 1	0- 2	OVERALL	0- 2	1- 3	5- 5				
5- 4	0- 1	0- 1	HOME	0- 0	0- 0	5- 2				
0- 9	0- 0	0- 1	AWAY	0- 2	0- 3	0- 3				
1- 0	0- 0	0- 0	NEUTRAL	0- 0	1- 0	0- 0				
3- 9	0- 1	0- 2	NON-CONFERENCE	0- 2	1- 2	2- 2				
2- 3	0- 1	0- 1	HOME	0- 0	0- 0	2- 1				
0- 6	0- 0	0- 1	AWAY	0- 2	0- 2	0- 1				
1- 0	0- 0	0- 0	NEUTRAL	0- 0	1- 0	0- 0				
3- 4	0- 0	0- 0	CONFERENCE	0- 0	0- 1	3- 3				
3- 1	0- 0	0- 0	HOME	0- 0	0- 0	3- 1				
0- 3	0- 0	0- 0	AWAY	0- 0	0- 1	0- 2				
0- 0	0- 0	0- 0	NEUTRAL	0- 0	0- 0	0- 0				

RPI	S	Opponent	Score	RPI	S	Opponent	Score	RPI	S	Opponent	Score	RPI	S	Opponent	Score	Team's RPI: 232
9	H	Duke	54 80	45	H	Towson	62 67	77	A	Northwestern	57 71	101	A	UAB	36 58	
				49	A	Texas Tech	38 75	79	A	Bowling Green	62 86	122	A	Illinois St.	45 71	
												127	A	Denver	62 69	
												133	N	Samford	58 57	
												156	H	UALR	50 61	
												157	H	FIU	65 48	
												164	A	North Texas	42 50	
												165	H	Wright St.	66 86	
												206	H	Louisiana Tech	69 54	
												253	A	La.-Monroe	49 53	
												279	H	La.-Lafayette	49 45	
												304	A	Tennessee Tech	59 69	
												304	H	Tennessee Tech	71 58	
												338	H	Troy	64 38	
LAST 12 Division I GAMES:																
156	H	UALR	50 61	253	A	La.-Monroe	49 53									
304	H	Tennessee Tech	71 58	49	A	Texas Tech	38 75									
127	A	Denver	62 69	157	H	FIU	65 48									
164	A	North Texas	42 50	122	A	Illinois St.	45 71									
338	H	Troy	64 38	304	A	Tennessee Tech	59 69									
279	H	La.-Lafayette	49 45	206	H	Louisiana Tech	69 54									

Non-Div I Games:

Western Ky.

■ Loss,
■ Non-Conf,
■ S Site,
■ H Home
■ A Away
N Neutral

Average RPI Win:	248	WON-LOST	WINNING	LAST 12	STRENGTH OF	OPP. STRENGTH	TEAM	ADJ.	CONF.	ADJ CONF.
Average RPI Loss:	165	RECORD	PCT. RANK	GAMES	SCHEDULE	OF SCHEDULE	RPI	RPI	RPI	RPI
DIV. I ONLY	5- 14	288	4- 8	251	193	306	306	12	12	
DIV. I NON-CONF.	3- 10	281	2- 4	301	208	322	322	13	13	
TOTALS	RPI 1-25	RPI 26-50	W-L RECORDS	RPI 51-100	RPI 101-150	RPI 150+				
5- 14	0- 0	0- 2	OVERALL	0- 3	1- 2	4- 7				
4- 5	0- 0	0- 1	HOME	0- 0	1- 0	3- 4				
0- 9	0- 0	0- 1	AWAY	0- 3	0- 2	0- 2				
1- 0	0- 0	0- 0	NEUTRAL	0- 0	0- 0	1- 0				
3- 10	0- 0	0- 2	NON-CONFERENCE	0- 1	0- 1	3- 6				
2- 4	0- 0	0- 1	HOME	0- 0	0- 0	2- 3				
0- 6	0- 0	0- 1	AWAY	0- 1	0- 1	0- 3				
1- 0	0- 0	0- 0	NEUTRAL	0- 0	0- 0	1- 0				
2- 4	0- 0	0- 0	CONFERENCE	0- 2	1- 1	1- 1				
2- 1	0- 0	0- 0	HOME	0- 0	1- 0	1- 1				
0- 3	0- 0	0- 0	AWAY	0- 2	0- 1	0- 0				
0- 0	0- 0	0- 0	NEUTRAL	0- 0	0- 0	0- 0				

RPI S	Opponent	Score	RPI S	Opponent	Score	RPI S	Opponent	Score	RPI S	Opponent	Score	Team's RPI: 306
27	A Kansas	64 76	83	A Michigan St.	45 80	113	H Toledo	70 67				
50	H Temple	52 64	84	A Miami (OH)	67 82	144	A Central Mich.	85 93				
			92	A Eastern Mich.	59 84	149	A American	52 77				
						161	H Detroit	64 73				
						198	A Youngstown St.	55 80				
						228	H Milwaukee	69 63				
						240	A Long Beach St.	56 76				
						241	H Northern Ill.	41 53				
						242	H Cleveland St.	66 72				
						263	H Ball St.	76 64				
						273	H Eastern Ky.	60 71				
						310	N Texas-Arlington	67 63				
						328	H Southeast Mo. St.	67 34				
						329	A Chicago St.	65 70				
LAST 12 Division I GAMES:												
84	A Miami (OH)	67 82	50	H Temple	52 64							
241	H Northern Ill.	41 53	149	A American	52 77							
92	A Eastern Mich.	59 84	161	H Detroit	64 73							
144	A Central Mich.	85 93	310	N Texas-Arlington	67 63							
263	H Ball St.	76 64	240	A Long Beach St.	56 76							
113	H Toledo	70 67	328	H Southeast Mo. St.	67 34							

Non-Div I Games:

Western Mich.

Average RPI Win:	204	WON-LOST	WINNING	LAST 12	STRENGTH OF	OPP. STRENGTH	TEAM	ADJ.	CONF.	ADJ CONF.
Average RPI Loss:	72	RECORD	PCT. RANK	GAMES	SCHEDULE	OF SCHEDULE	RPI	RPI	RPI	RPI
DIV. I ONLY	13- 5	59	11- 1	143	111	74	74	10	10	
DIV. I NON-CONF.	6- 5	141	4- 1	153	103	68	68	10	10	
TOTALS	RPI 1-25	RPI 26-50	W-L RECORDS	RPI 51-100	RPI 101-150	RPI 150+				
13- 5	0- 1	0- 1	OVERALL	2- 2	3- 1	8- 0				
6- 2	0- 0	0- 1	HOME	2- 0	1- 1	3- 0				
6- 3	0- 1	0- 0	AWAY	0- 2	2- 0	4- 0				
1- 0	0- 0	0- 0	NEUTRAL	0- 0	0- 0	1- 0				
6- 5	0- 1	0- 1	NON-CONFERENCE	0- 2	0- 1	6- 0				
3- 2	0- 0	0- 1	HOME	0- 0	0- 1	3- 0				
2- 3	0- 1	0- 0	AWAY	0- 2	0- 0	2- 0				
1- 0	0- 0	0- 0	NEUTRAL	0- 0	0- 0	1- 0				
7- 0	0- 0	0- 0	CONFERENCE	2- 0	3- 0	2- 0				
3- 0	0- 0	0- 0	HOME	2- 0	1- 0	0- 0				
4- 0	0- 0	0- 0	AWAY	0- 0	2- 0	2- 0				
0- 0	0- 0	0- 0	NEUTRAL	0- 0	0- 0	0- 0				

RPI 1-25				RPI 26-50				RPI 51-100				Team's RPI: 74	RPI 101+			
RPI	S	Opponent	Score	RPI	S	Opponent	Score	RPI	S	Opponent	Score		RPI	S	Opponent	Score
11	A	Kansas St.	34 60	29	H	LSU	56 64	69	H	Missouri St.	53 51		136	H	Drake	63 41
								87	A	Arizona	60 74		140	A	UNI	67 40
								91	A	UC Davis	47 62		144	H	Central Mich.	49 58
								99	H	Creighton	65 58		147	A	Bradley	71 58
													163	H	SMU	63 43
													216	H	Winthrop	71 69
													240	A	Long Beach St.	73 64
													249	A	UTSA	69 56
													285	A	Southern Ill.	78 68
													287	A	Evansville	57 51
													309	H	Northwestern St.	77 49
													310	N	Texas-Arlington	90 64
LAST 12 Division I GAMES:																
285	A	Southern Ill.	78 68	140	A	UNI	67 40									
287	A	Evansville	57 51	240	A	Long Beach St.	73 64									
69	H	Missouri St.	53 51	310	N	Texas-Arlington	90 64									
99	H	Creighton	65 58	249	A	UTSA	69 56									
136	H	Drake	63 41	11	A	Kansas St.	34 60									
147	A	Bradley	71 58	163	H	SMU	63 43									

Non-Div I Games:

Wichita St.

William & Mary

Through Games Of Sunday, January 22, 2012

Average RPI Win:	226	WON-LOST	WINNING	LAST 12	STRENGTH OF	OPP. STRENGTH	TEAM	ADJ.	CONF.	ADJ CONF.
Average RPI Loss:	99	RECORD	PCT. RANK	GAMES	SCHEDULE	OF SCHEDULE	RPI	RPI	RPI	RPI
DIV. I ONLY	7- 10	219	3- 8	86	132	167	167	7	7	
DIV. I NON-CONF.	6- 4	116	2- 2	257	225	252	252	7	7	
TOTALS	RPI 1-25	RPI 26-50	W-L RECORDS	RPI 51-100	RPI 101-150	RPI 150+				
7- 10	0- 1	0- 4	OVERALL	0- 1	1- 1	6- 3				
4- 5	0- 0	0- 2	HOME	0- 1	0- 0	4- 2				
3- 5	0- 1	0- 2	AWAY	0- 0	1- 1	2- 1				
0- 0	0- 0	0- 0	NEUTRAL	0- 0	0- 0	0- 0				
6- 4	0- 0	0- 1	NON-CONFERENCE	0- 0	1- 1	5- 2				
3- 2	0- 0	0- 0	HOME	0- 0	0- 0	3- 2				
3- 2	0- 0	0- 1	AWAY	0- 0	1- 1	2- 0				
0- 0	0- 0	0- 0	NEUTRAL	0- 0	0- 0	0- 0				
1- 6	0- 1	0- 3	CONFERENCE	0- 1	0- 0	1- 1				
1- 3	0- 0	0- 2	HOME	0- 1	0- 0	1- 0				
0- 3	0- 1	0- 1	AWAY	0- 0	0- 0	0- 1				
0- 0	0- 0	0- 0	NEUTRAL	0- 0	0- 0	0- 0				

RPI 1-25				RPI 26-50				RPI 51-100				RPI 101+ Team's RPI: 167			
RPI	S	Opponent	Score	RPI	S	Opponent	Score	RPI	S	Opponent	Score	RPI	S	Opponent	Score
8	A	Delaware	57 73	28	H	James Madison	40 50	96	H	VCU	80 83	110	A	LIU Brooklyn	69 78
				36	A	Richmond	57 77					142	A	Seton Hall	61 54
				45	A	Towson	75 77					179	A	Virginia Tech	78 59
				46	H	Hofstra	97 100					189	A	George Mason	70 82
												189	H	George Mason	76 66
												210	H	Navy	58 61
												219	H	George Washington	66 74
												252	A	Norfolk St.	79 76
												264	H	Longwood	76 43
												272	H	Cornell	85 54
												284	H	N.C. A&T	74 68
LAST 12 Division I GAMES:															
28	H	James Madison	40 50	219	H	George Washington	66 74								
189	A	George Mason	70 82	142	A	Seton Hall	61 54								
96	H	VCU	80 83	110	A	LIU Brooklyn	69 78								
45	A	Towson	75 77	284	H	N.C. A&T	74 68								
46	H	Hofstra	97 100	8	A	Delaware	57 73								
189	H	George Mason	76 66	264	H	Longwood	76 43								

Non-Div I Games: Elizabeth City St. 81 70

William & Mary

Loss, Non-Conf, S Site, H Home A Away N Neutral

Average RPI Win:	283	WON-LOST	WINNING	LAST 12	STRENGTH OF	OPP. STRENGTH	TEAM	ADJ.	CONF.	ADJ CONF.
Average RPI Loss:	160	RECORD	PCT. RANK	GAMES	SCHEDULE	OF SCHEDULE	RPI	RPI	RPI	RPI
DIV. I ONLY	10- 8	130	8- 4	315	329	216	216	29	29	
DIV. I NON-CONF.	6- 6	160	4- 2	281	313	200	200	31	31	
TOTALS	RPI 1-25	RPI 26-50	W-L RECORDS	RPI 51-100	RPI 101-150	RPI 150+				
10- 8	0- 0	0- 0	OVERALL	0- 2	0- 3	10- 3				
5- 3	0- 0	0- 0	HOME	0- 1	0- 2	5- 0				
5- 5	0- 0	0- 0	AWAY	0- 1	0- 1	5- 3				
0- 0	0- 0	0- 0	NEUTRAL	0- 0	0- 0	0- 0				
6- 6	0- 0	0- 0	NON-CONFERENCE	0- 2	0- 3	6- 1				
3- 3	0- 0	0- 0	HOME	0- 1	0- 2	3- 0				
3- 3	0- 0	0- 0	AWAY	0- 1	0- 1	3- 1				
0- 0	0- 0	0- 0	NEUTRAL	0- 0	0- 0	0- 0				
4- 2	0- 0	0- 0	CONFERENCE	0- 0	0- 0	4- 2				
2- 0	0- 0	0- 0	HOME	0- 0	0- 0	2- 0				
2- 2	0- 0	0- 0	AWAY	0- 0	0- 0	2- 2				
0- 0	0- 0	0- 0	NEUTRAL	0- 0	0- 0	0- 0				

RPI	S	Opponent	Score	RPI	S	Opponent	Score	RPI	S	Opponent	Score	RPI	S	Opponent	Score	Team's RPI: 216
74	A	Wichita St.	69	71	96	H	VCU	52	69	115	H	Stetson	72	74		
										135	A	Davidson	65	80		
										147	H	Bradley	61	71		
										178	A	Monmouth	88	54		
										186	A	Fordham	53	76		
										229	A	Charleston So.	78	83		
										231	H	South Carolina St.	67	59		
										250	H	Niagara	82	47		
										262	A	Presbyterian	70	62		
										269	A	Radford	66	64		
										296	A	Coastal Caro.	54	58		
										315	H	Gardner-Webb	86	48		
										321	A	Mercer	88	74		
										326	H	UNC Asheville	84	68		
										338	A	Troy	80	66		
										341	H	N.C. Central	79	40		
LAST 12 Division I GAMES:																
269	A	Radford	66	64	321	A	Mercer	88	74							
315	H	Gardner-Webb	86	48	341	H	N.C. Central	79	40							
326	H	UNC Asheville	84	68	186	A	Fordham	53	76							
262	A	Presbyterian	70	62	178	A	Monmouth	88	54							
229	A	Charleston So.	78	83	231	H	South Carolina St.	67	59							
296	A	Coastal Caro.	54	58	135	A	Davidson	65	80							

Non-Div I Games:

Winthrop

■ Loss,
 ■ Non-Conf,
 ■ S Site,
 ■ H Home
 ■ A Away
 N Neutral

Average RPI Win:	167	WON-LOST	WINNING	LAST 12	STRENGTH OF	OPP. STRENGTH	TEAM	ADJ.	CONF.	ADJ CONF.
Average RPI Loss:	57	RECORD	PCT. RANK	GAMES	SCHEDULE	OF SCHEDULE	RPI	RPI	RPI	RPI
DIV. I ONLY	6- 13	259	4- 8	16	50	126	126	4	4	
DIV. I NON-CONF.	4- 8	238	2- 3	33	86	158	158	3	3	
TOTALS	RPI 1-25	RPI 26-50	W-L RECORDS	RPI 51-100	RPI 101-150	RPI 150+				
6- 13	0- 3	0- 4	OVERALL	1- 4	2- 2	3- 0				
3- 7	0- 2	0- 2	HOME	1- 1	0- 2	2- 0				
2- 6	0- 1	0- 2	AWAY	0- 3	1- 0	1- 0				
1- 0	0- 0	0- 0	NEUTRAL	0- 0	1- 0	0- 0				
4- 8	0- 1	0- 2	NON-CONFERENCE	0- 3	1- 2	3- 0				
2- 4	0- 1	0- 0	HOME	0- 1	0- 2	2- 0				
1- 4	0- 0	0- 2	AWAY	0- 2	0- 0	1- 0				
1- 0	0- 0	0- 0	NEUTRAL	0- 0	1- 0	0- 0				
2- 5	0- 2	0- 2	CONFERENCE	1- 1	1- 0	0- 0				
1- 3	0- 1	0- 2	HOME	1- 0	0- 0	0- 0				
1- 2	0- 1	0- 0	AWAY	0- 1	1- 0	0- 0				
0- 0	0- 0	0- 0	NEUTRAL	0- 0	0- 0	0- 0				

RPI 1-25				RPI 26-50				RPI 51-100				RPI 101+ Team's RPI: 126			
RPI	S	Opponent	Score	RPI	S	Opponent	Score	RPI	S	Opponent	Score	RPI	S	Opponent	Score
14	H	Ohio St.	61 77	27	A	Kansas	44 73	54	H	Washington St.	51 69	107	A	Illinois	70 67
17	H	Green Bay	49 65	30	H	Penn St.	49 82	67	A	Iowa	57 69	128	H	Oral Roberts	63 80
20	A	Purdue	52 63	33	H	Nebraska	69 75	77	H	Northwestern	75 55	136	H	Drake	54 65
				44	A	BYU	59 77	85	A	Marquette	52 54	137	N	Montana St.	71 61
								89	A	Colorado	48 58	191	H	Boston College	58 50
												228	A	Milwaukee	68 51
												261	H	Saint Louis	48 46
LAST 12 Division I GAMES:															
77	H	Northwestern	75 55	14	H	Ohio St.	61 77								
67	A	Iowa	57 69	17	H	Green Bay	49 65								
33	H	Nebraska	69 75	136	H	Drake	54 65								
107	A	Illinois	70 67	27	A	Kansas	44 73								
20	A	Purdue	52 63	261	H	Saint Louis	48 46								
30	H	Penn St.	49 82	191	H	Boston College	58 50								

Non-Div I Games:

Wisconsin

 Loss,
 Non-Conf,
 S Site,
 H Home
 A Away
N Neutral

Non-Conference				Through Games Of Sunday, January 11, 1982						
Average RPI Win:	270	WON-LOST	WINNING	LAST 12	STRENGTH OF	OPP. STRENGTH	TEAM	ADJ.	CONF.	ADJ CONF.
Average RPI Loss:	190	RECORD	PCT. RANK	GAMES	SCHEDULE	OF SCHEDULE	RPI	RPI	RPI	RPI
DIV. I ONLY	7- 9	209	3- 9	338	265	307	307	18	18	
DIV. I NON-CONF.	5- 2	82	1- 2	342	332	335	335	22	22	
TOTALS	RPI 1-25	RPI 26-50	W-L RECORDS	RPI 51-100	RPI 101-150	RPI 150+				
7- 9	0- 0	0- 0	OVERALL	0- 1	1- 2	6- 6				
5- 3	0- 0	0- 0	HOME	0- 0	1- 1	4- 2				
2- 5	0- 0	0- 0	AWAY	0- 1	0- 1	2- 3				
0- 1	0- 0	0- 0	NEUTRAL	0- 0	0- 0	0- 1				
5- 2	0- 0	0- 0	NON-CONFERENCE	0- 0	0- 0	5- 2				
3- 0	0- 0	0- 0	HOME	0- 0	0- 0	3- 0				
2- 1	0- 0	0- 0	AWAY	0- 0	0- 0	2- 1				
0- 1	0- 0	0- 0	NEUTRAL	0- 0	0- 0	0- 1				
2- 7	0- 0	0- 0	CONFERENCE	0- 1	1- 2	1- 4				
2- 3	0- 0	0- 0	HOME	0- 0	1- 1	1- 2				
0- 4	0- 0	0- 0	AWAY	0- 1	0- 1	0- 2				
0- 0	0- 0	0- 0	NEUTRAL	0- 0	0- 0	0- 0				

RPI 1-25				RPI 26-50				RPI 51-100				RPI 101+				Team's RPI: 307	
RPI	S	Opponent	Score	RPI	S	Opponent	Score	RPI	S	Opponent	Score	RPI	S	Opponent	Score		
								59	A	Chattanooga	67 74	105	H	Appalachian St.	58 59		
												133	A	Samford	59 82		
												135	H	Davidson	63 59		
												204	H	Elon	68 74		
												214	A	Old Dominion	58 70		
												234	A	Col. of Charleston	44 49		
												234	H	Col. of Charleston	55 56		
												252	H	Norfolk St.	50 45		
												256	A	Ga. Southern	48 56		
												264	A	Kennesaw St.	66 62		
												269	N	Radford	46 63		
												284	H	N.C. A&T	68 61		
												300	H	UNC Greensboro	62 47		
												315	A	Gardner-Webb	58 50		
												341	H	N.C. Central	73 58		
LAST 12 Division I GAMES:																	
				234	H	Col. of Charleston	55 56	284	H	N.C. A&T	68 61						
				105	H	Appalachian St.	58 59	204	H	Elon	68 74						
				133	A	Samford	59 82	300	H	UNC Greensboro	62 47						
				59	A	Chattanooga	67 74	269	N	Radford	46 63						
				135	H	Davidson	63 59	214	A	Old Dominion	58 70						
				256	A	Ga. Southern	48 56	234	A	Col. of Charleston	44 49						

Non-Div I Games:	Southern Va.	87	51	Bluefield Col.	60	40
------------------	--------------	----	----	----------------	----	----

Wofford

■ Loss, ■ Non-Conf, S Site, H Home A Away N Neutral

Average RPI Win:	253	WON-LOST	WINNING	LAST 12	STRENGTH OF	OPP. STRENGTH	TEAM	ADJ.	CONF.	ADJ CONF.
Average RPI Loss:	118	RECORD	PCT. RANK	GAMES	SCHEDULE	OF SCHEDULE	RPI	RPI	RPI	RPI
DIV. I ONLY	12- 7	97	8- 4	296	159	165	165	13	13	
DIV. I NON-CONF.	7- 5	123	3- 2	326	170	202	202	18	18	
TOTALS	RPI 1-25	RPI 26-50	W-L RECORDS	RPI 51-100	RPI 101-150	RPI 150+				
12- 7	0- 1	0- 0	OVERALL	0- 3	0- 1	12- 2				
8- 2	0- 1	0- 0	HOME	0- 0	0- 1	8- 0				
4- 5	0- 0	0- 0	AWAY	0- 3	0- 0	4- 2				
0- 0	0- 0	0- 0	NEUTRAL	0- 0	0- 0	0- 0				
7- 5	0- 0	0- 0	NON-CONFERENCE	0- 3	0- 1	7- 1				
5- 1	0- 0	0- 0	HOME	0- 0	0- 1	5- 0				
2- 4	0- 0	0- 0	AWAY	0- 3	0- 0	2- 1				
0- 0	0- 0	0- 0	NEUTRAL	0- 0	0- 0	0- 0				
5- 2	0- 1	0- 0	CONFERENCE	0- 0	0- 0	5- 1				
3- 1	0- 1	0- 0	HOME	0- 0	0- 0	3- 0				
2- 1	0- 0	0- 0	AWAY	0- 0	0- 0	2- 1				
0- 0	0- 0	0- 0	NEUTRAL	0- 0	0- 0	0- 0				

RPI	S	Opponent	Score	RPI	S	Opponent	Score	RPI	S	Opponent	Score	RPI	S	Opponent	Score	Team's RPI: 165
17	H	Green Bay	50 68					53	A	Dayton	69 77	144	H	Central Mich.	60 65	
								75	A	Missouri	62 92	155	A	Ill.-Chicago	62 60	
								84	A	Miami (OH)	63 70	161	A	Detroit	64 75	
												192	A	Buffalo	81 54	
												217	A	Loyola Chicago	64 62	
												228	H	Milwaukee	75 72	
												232	A	Western Ky.	86 66	
												236	H	Butler	48 47	
												263	H	Ball St.	74 55	
												264	H	Longwood	77 44	
												285	H	Southern Ill.	61 59	
												294	A	Morehead St.	63 78	
												299	H	Valparaiso	58 42	
												328	H	Southeast Mo. St.	74 53	
												334	H	Delaware St.	57 53	
LAST 12 Division I GAMES:																
161	A	Detroit	64 75	299	H	Valparaiso	58 42									
228	H	Milwaukee	75 72	144	H	Central Mich.	60 65									
17	H	Green Bay	50 68	328	H	Southeast Mo. St.	74 53									
155	A	Ill.-Chicago	62 60	264	H	Longwood	77 44									
217	A	Loyola Chicago	64 62	84	A	Miami (OH)	63 70									
236	H	Butler	48 47	285	H	Southern Ill.	61 59									

Non-Div I Games:

Wright St.

Wyoming

Average RPI Win: 283

Average RPI Loss: 159

WON-LOST

WINNING

LAST 12

RECORD

PCT. RANK

GAMES

Through Games Of Sunday, January 22, 2012

STRENGTH OF

SCHEDULE

OPP. STRENGTH

OF SCHEDULE

TEAM

RPI

ADJ.

RPI

CONF.

RPI

ADJ CONF.

RPI

DIV. I ONLY

4- 11

285

4- 7

250

245

295

295

23

23

DIV. I NON-CONF.

2- 9

298

2- 5

218

242

286

286

25

25

TOTALS

RPI 1-25

RPI 26-50

W-L RECORDS

RPI 51-100

RPI 101-150

RPI 150+

4- 11

0- 0

0- 0

OVERALL

0- 4

0- 3

4- 4

2- 5

0- 0

0- 0

HOME

0- 3

0- 1

2- 1

2- 5

0- 0

0- 0

AWAY

0- 1

0- 1

2- 3

0- 1

0- 0

0- 0

NEUTRAL

0- 0

0- 1

0- 0

2- 9

0- 0

0- 0

NON-CONFERENCE

0- 3

0- 3

2- 3

1- 4

0- 0

0- 0

HOME

0- 2

0- 1

1- 1

1- 4

0- 0

0- 0

AWAY

0- 1

0- 1

1- 2

0- 1

0- 0

0- 0

NEUTRAL

0- 0

0- 1

0- 0

2- 2

0- 0

0- 0

CONFERENCE

0- 1

0- 0

2- 1

1- 1

0- 0

0- 0

HOME

0- 1

0- 0

1- 0

1- 1

0- 0

0- 0

AWAY

0- 0

0- 0

1- 1

0- 0

0- 0

0- 0

NEUTRAL

0- 0

0- 0

0- 0

RPI 1-25

RPI 26-50

RPI 51-100

RPI 101+

Team's RPI: 295

RPI S Opponent Score

RPI S Opponent Score

RPI S Opponent Score

RPI S Opponent Score

79 H Bowling Green 53 60

127 A Denver 49 74

90 H UNLV 51 54

138 H Utah St. 56 62

92 A Eastern Mich. 43 65

140 N UNI 46 60

99 H Creighton 50 66

193 H Montana 59 69

209 H UC Irvine 51 42

212 A Colorado St. 58 62

259 A Loyola Marymount 54 57

290 A New Mexico 52 50

302 H Air Force 98 36

324 A Idaho 59 65

332 A Weber St. 76 68

LAST 12 Division I GAMES:

212 A Colorado St. 58 62 209 H UC Irvine 51 42

302 H Air Force 98 36 324 A Idaho 59 65

290 A New Mexico 52 50 332 A Weber St. 76 68

90 H UNLV 51 54 193 H Montana 59 69

92 A Eastern Mich. 43 65 99 H Creighton 50 66

79 H Bowling Green 53 60 259 A Loyola Marymount 54 57

Non-Div I Games:

Maryville (MO)

68 60

Chadron St.

69 61

Wyoming

Loss, Non-Conf, S Site, H Home A Away N Neutral

Average RPI Win: 225	WON-LOST	WINNING	LAST 12	STRENGTH OF	OPP. STRENGTH	TEAM	ADJ.	CONF.	ADJ CONF.
Average RPI Loss: 80	RECORD	PCT. RANK	GAMES	SCHEDULE	OF SCHEDULE	RPI	RPI	RPI	RPI
DIV. I ONLY	3- 14	312	2- 10	14	112	194	194	8	8
DIV. I NON-CONF.	3- 10	281	2- 6	11	123	196	196	8	8
TOTALS	RPI 1-25	RPI 26-50	W-L RECORDS	RPI 51-100	RPI 101-150	RPI 150+			
3- 14	0- 3	0- 2	OVERALL	0- 5	1- 3	2- 1			
3- 6	0- 1	0- 2	HOME	0- 2	1- 1	2- 0			
0- 5	0- 1	0- 0	AWAY	0- 3	0- 1	0- 0			
0- 3	0- 1	0- 0	NEUTRAL	0- 0	0- 1	0- 1			
3- 10	0- 3	0- 2	NON-CONFERENCE	0- 2	1- 2	2- 1			
3- 4	0- 1	0- 2	HOME	0- 0	1- 1	2- 0			
0- 3	0- 1	0- 0	AWAY	0- 2	0- 0	0- 0			
0- 3	0- 1	0- 0	NEUTRAL	0- 0	0- 1	0- 1			
0- 4	0- 0	0- 0	CONFERENCE	0- 3	0- 1	0- 0			
0- 2	0- 0	0- 0	HOME	0- 2	0- 0	0- 0			
0- 2	0- 0	0- 0	AWAY	0- 1	0- 1	0- 0			
0- 0	0- 0	0- 0	NEUTRAL	0- 0	0- 0	0- 0			

RPI 1-25				RPI 26-50				RPI 51-100				RPI 101+ Team's RPI: 194			
RPI	S	Opponent	Score	RPI	S	Opponent	Score	RPI	S	Opponent	Score	RPI	S	Opponent	Score
4	H	Stanford	64 80	41	H	South Carolina	56 67	55	A	Duquesne	49 68	102	N	Syracuse	67 70
18	A	Louisville	44 62	47	H	Middle Tenn.	49 65	57	H	Saint Joseph's	67 70	109	H	Cincinnati	69 60
25	N	Oklahoma	51 73					82	A	UNC Wilmington	52 59	114	H	Eastern Ill.	54 60
								94	H	Charlotte	54 58	129	A	La Salle	51 63
								98	A	Mississippi St.	65 71	247	N	Ohio	75 80
												273	H	Eastern Ky.	66 61
												294	H	Morehead St.	71 66
LAST 12 Division I GAMES:															
57	H	Saint Joseph's	67 70	25	N	Oklahoma	51 73	129	A	La Salle	51 63	247	N	Ohio	75 80
55	A	Duquesne	49 68	102	N	Syracuse	67 70	94	H	Charlotte	54 58	47	H	Middle Tenn.	49 65
94	H	Charlotte	54 58	47	H	Middle Tenn.	49 65	114	H	Eastern Ill.	54 60	294	H	Morehead St.	71 66
114	H	Eastern Ill.	54 60	294	H	Morehead St.	71 66	82	A	UNC Wilmington	52 59	109	H	Cincinnati	69 60
82	A	UNC Wilmington	52 59	109	H	Cincinnati	69 60								

Non-Div I Games:

Xavier

■ Loss,
 ■ Non-Conf,
 S Site,
 ■ Home
 ■ Away
 N Neutral

Average RPI Win:	257	WON-LOST	WINNING	LAST 12	STRENGTH OF	OPP. STRENGTH	TEAM	ADJ.	CONF.	ADJ CONF.
Average RPI Loss:	65	RECORD	PCT. RANK	GAMES	SCHEDULE	OF SCHEDULE	RPI	RPI	RPI	RPI
DIV. I ONLY	8- 7	147	6- 5	101	152	111	111	15	15	
DIV. I NON-CONF.	7- 6	153	5- 4	122	130	110	110	20	20	
TOTALS	RPI 1-25	RPI 26-50	W-L RECORDS	RPI 51-100	RPI 101-150	RPI 150+				
8- 7	0- 2	0- 1	OVERALL	0- 3	1- 0	7- 1				
3- 2	0- 0	0- 0	HOME	0- 1	1- 0	2- 1				
4- 5	0- 2	0- 1	AWAY	0- 2	0- 0	4- 0				
1- 0	0- 0	0- 0	NEUTRAL	0- 0	0- 0	1- 0				
7- 6	0- 2	0- 1	NON-CONFERENCE	0- 3	1- 0	6- 0				
3- 1	0- 0	0- 0	HOME	0- 1	1- 0	2- 0				
3- 5	0- 2	0- 1	AWAY	0- 2	0- 0	3- 0				
1- 0	0- 0	0- 0	NEUTRAL	0- 0	0- 0	1- 0				
1- 1	0- 0	0- 0	CONFERENCE	0- 0	0- 0	1- 1				
0- 1	0- 0	0- 0	HOME	0- 0	0- 0	0- 1				
1- 0	0- 0	0- 0	AWAY	0- 0	0- 0	1- 0				
0- 0	0- 0	0- 0	NEUTRAL	0- 0	0- 0	0- 0				

RPI 1-25				RPI 26-50				RPI 51-100				RPI 101+ Team's RPI: 111			
RPI	S	Opponent	Score	RPI	S	Opponent	Score	RPI	S	Opponent	Score	RPI	S	Opponent	Score
1	A	Baylor	59 109	48	A	Marist	64 78	58	A	Quinnipiac	63 68	123	H	Holy Cross	76 71
8	A	Delaware	45 77					60	A	Florida St.	58 92	196	A	Brown	75 65
								86	H	Boston U.	54 59	196	H	Brown	55 60
												225	N	Tex.-Pan American	59 57
												246	A	Fairleigh Dickinson	80 51
												274	H	Army	63 62
												316	A	Houston	80 62
												339	A	Bucknell	69 48
												340	H	St. Francis (NY)	72 41
LAST 12 Division I GAMES:															
196	H	Brown	55 60	340	H	St. Francis (NY)	72 41								
196	A	Brown	75 65	86	H	Boston U.	54 59								
339	A	Bucknell	69 48	8	A	Delaware	45 77								
274	H	Army	63 62	225	N	Tex.-Pan American	59 57								
60	A	Florida St.	58 92	316	A	Houston	80 62								
58	A	Quinnipiac	63 68	1	A	Baylor	59 109								

Non-Div I Games: Baruch 80 47

Yale

Average RPI Win:	270	WON-LOST	WINNING	LAST 12	STRENGTH OF	OPP. STRENGTH	TEAM	ADJ.	CONF.	ADJ CONF.
Average RPI Loss:	156	RECORD	PCT. RANK	GAMES	SCHEDULE	OF SCHEDULE	RPI	RPI	RPI	RPI
DIV. I ONLY	8- 10	203	5- 7	243	251	198	198	13	13	
DIV. I NON-CONF.	6- 5	141	3- 2	250	272	209	209	18	18	
TOTALS	RPI 1-25	RPI 26-50	W-L RECORDS	RPI 51-100	RPI 101-150	RPI 150+				
8- 10	0- 1	0- 0	OVERALL	0- 2	0- 2	8- 5				
2- 4	0- 0	0- 0	HOME	0- 1	0- 1	2- 2				
6- 5	0- 1	0- 0	AWAY	0- 1	0- 0	6- 3				
0- 1	0- 0	0- 0	NEUTRAL	0- 0	0- 1	0- 0				
6- 5	0- 0	0- 0	NON-CONFERENCE	0- 2	0- 2	6- 1				
1- 2	0- 0	0- 0	HOME	0- 1	0- 1	1- 0				
5- 2	0- 0	0- 0	AWAY	0- 1	0- 0	5- 1				
0- 1	0- 0	0- 0	NEUTRAL	0- 0	0- 1	0- 0				
2- 5	0- 1	0- 0	CONFERENCE	0- 0	0- 0	2- 4				
1- 2	0- 0	0- 0	HOME	0- 0	0- 0	1- 2				
1- 3	0- 1	0- 0	AWAY	0- 0	0- 0	1- 2				
0- 0	0- 0	0- 0	NEUTRAL	0- 0	0- 0	0- 0				

RPI S	Opponent	Score	RPI S	Opponent	Score	RPI S	Opponent	Score	RPI S	Opponent	Score	Team's RPI: 198
17	A Green Bay	50 75				61	A West Virginia	37 69	140	N UNI	73 90	
						79	H Bowling Green	61 73	149	H American	41 48	
									155	H Ill.-Chicago	68 77	
									184	A Akron	78 72	
									217	H Loyola Chicago	77 82	
									228	A Milwaukee	68 76	
									236	A Butler	64 73	
									242	H Cleveland St.	70 48	
									247	A Ohio	55 47	
									259	A Loyola Marymount	64 50	
									282	A Stony Brook	47 54	
									286	A IPFW	91 81	
									299	A Valparaiso	55 48	
									306	H Western Mich.	80 55	
									339	A Bucknell	57 56	
LAST 12 Division I GAMES:												
228	A Milwaukee	68 76	242	H Cleveland St.	70 48							
17	A Green Bay	50 75	282	A Stony Brook	47 54							
155	H Ill.-Chicago	68 77	184	A Akron	78 72							
217	H Loyola Chicago	77 82	247	A Ohio	55 47							
299	A Valparaiso	55 48	79	H Bowling Green	61 73							
236	A Butler	64 73	306	H Western Mich.	80 55							

Non-Div I Games:

Youngstown St.

 Loss,
 Non-Conf,
 S Site,
 H Home
 A Away
N Neutral