

Average RPI Win:	279	WON-LOST	WINNING	LAST 12	STRENGTH OF	OPP. STRENGTH	TEAM	ADJ.	CONF.	ADJ CONF.
Average RPI Loss:	178	RECORD	PCT. RANK	GAMES	SCHEDULE	OF SCHEDULE	RPI	RPI	RPI	RPI
DIV. I ONLY	5- 11	256	4- 8	327	219	318	318	24	24	
DIV. I NON-CONF.	4- 9	256	3- 6	324	225	316	316	26	26	
TOTALS	RPI 1-25	RPI 26-50	W-L RECORDS	RPI 51-100	RPI 101-150	RPI 150+				
5- 11	0- 0	0- 0	OVERALL	0- 2	0- 1	5- 8				
3- 4	0- 0	0- 0	HOME	0- 1	0- 1	3- 2				
2- 5	0- 0	0- 0	AWAY	0- 1	0- 0	2- 4				
0- 2	0- 0	0- 0	NEUTRAL	0- 0	0- 0	0- 2				
4- 9	0- 0	0- 0	NON-CONFERENCE	0- 1	0- 1	4- 7				
2- 3	0- 0	0- 0	HOME	0- 1	0- 1	2- 1				
2- 4	0- 0	0- 0	AWAY	0- 0	0- 0	2- 4				
0- 2	0- 0	0- 0	NEUTRAL	0- 0	0- 0	0- 2				
1- 2	0- 0	0- 0	CONFERENCE	0- 1	0- 0	1- 1				
1- 1	0- 0	0- 0	HOME	0- 0	0- 0	1- 1				
0- 1	0- 0	0- 0	AWAY	0- 1	0- 0	0- 0				
0- 0	0- 0	0- 0	NEUTRAL	0- 0	0- 0	0- 0				

RPI	S	Opponent	Score	RPI	S	Opponent	Score	RPI	S	Opponent	Score	RPI	S	Opponent	Score	Team's RPI: 318
61	H	Missouri	58 75	87	A	McNeese St.	51 66	109	H	Colorado	58 71	156	N	North Texas	58 72	
								164	A	SMU	64 73	170	H	Iona	77 68	
								193	A	Tex.-Pan American	52 69	193	H	Tex.-Pan American	56 58	
								198	A	Indiana	58 80	229	A	Rice	64 61	
								233	H	UTSA	38 58	245	A	Arkansas St.	71 84	
								322	N	Texas Southern	54 63	323	H	Jackson St.	64 61	
								332	H	Southeastern La.	78 73	340	A	Houston Baptist	65 45	
LAST 12 Division I GAMES:																
332	H	Southeastern La.	78 73	193	A	Tex.-Pan American	52 69									
233	H	UTSA	38 58	156	N	North Texas	58 72									
87	A	McNeese St.	51 66	229	A	Rice	64 61									
198	A	Indiana	58 80	193	H	Tex.-Pan American	56 58									
164	A	SMU	64 73	340	A	Houston Baptist	65 45									
323	H	Jackson St.	64 61	322	N	Texas Southern	54 63									

Non-Div I Games:

A&M-Corpus Christi

■ Loss,
 ■ Non-Conf, S Site,
 ■ Home
 ■ Away
 N Neutral

Average RPI Win: 294		WON-LOST	WINNING	LAST 12	STRENGTH OF	OPP. STRENGTH	TEAM	ADJ.	CONF.	ADJ CONF.
Average RPI Loss: 180		RECORD	PCT. RANK	GAMES	SCHEDULE	OF SCHEDULE	RPI	RPI	RPI	RPI
DIV. I ONLY		5- 12	264	2- 10	297	304	299	299	23	23
DIV. I NON-CONF.		5- 10	238	2- 8	289	312	297	297	25	25
TOTALS	RPI 1-25	RPI 26-50		W-L RECORDS		RPI 51-100	RPI 101-150	RPI 150+		
5- 12	0- 0	0- 0		OVERALL		0- 0	0- 6	5- 6		
2- 5	0- 0	0- 0		HOME		0- 0	0- 3	2- 2		
3- 7	0- 0	0- 0		AWAY		0- 0	0- 3	3- 4		
0- 0	0- 0	0- 0		NEUTRAL		0- 0	0- 0	0- 0		
5- 10	0- 0	0- 0		NON-CONFERENCE		0- 0	0- 6	5- 4		
2- 4	0- 0	0- 0		HOME		0- 0	0- 3	2- 1		
3- 6	0- 0	0- 0		AWAY		0- 0	0- 3	3- 3		
0- 0	0- 0	0- 0		NEUTRAL		0- 0	0- 0	0- 0		
0- 2	0- 0	0- 0		CONFERENCE		0- 0	0- 0	0- 2		
0- 1	0- 0	0- 0		HOME		0- 0	0- 0	0- 1		
0- 1	0- 0	0- 0		AWAY		0- 0	0- 0	0- 1		
0- 0	0- 0	0- 0		NEUTRAL		0- 0	0- 0	0- 0		

RPI 1-25				RPI 26-50				RPI 51-100				RPI 101+				Team's RPI: 299	
RPI	S	Opponent	Score	RPI	S	Opponent	Score	RPI	S	Opponent	Score	RPI	S	Opponent	Score		
												102	H	South Fla.	70	73	
												110	A	Minnesota	46	81	
												128	A	Pacific	59	95	
												141	H	Northern Colo.	51	71	
												147	A	UT Martin	60	84	
												149	H	Denver	52	54	
												180	A	Alabama	45	80	
												200	H	Boise St.	75	81	
												217	A	Texas St.	77	69	
												224	A	Navy	59	71	
												250	A	Colorado St.	39	73	
												251	H	Longwood	48	59	
												271	H	North Dakota	65	54	
												278	A	San Jose St.	53	68	
												322	A	Texas Southern	64	54	
												323	H	Jackson St.	64	51	
												335	A	Lipscomb	68	59	
LAST 12 Division I GAMES:																	
				200	H	Boise St.	75	81				278	A	San Jose St.	53	68	
				250	A	Colorado St.	39	73				110	A	Minnesota	46	81	
				251	H	Longwood	48	59				102	H	South Fla.	70	73	
				271	H	North Dakota	65	54				323	H	Jackson St.	64	51	
				180	A	Alabama	45	80				224	A	Navy	59	71	
				128	A	Pacific	59	95				141	H	Northern Colo.	51	71	

Non-Div I Games:

Air Force

Loss, Non-Conf, S Site, H Home A Away N Neutral

Average RPI Win:	233	WON-LOST	WINNING	LAST 12	STRENGTH OF	OPP. STRENGTH	TEAM	ADJ.	CONF.	ADJ CONF.
Average RPI Loss:	99	RECORD	PCT. RANK	GAMES	SCHEDULE	OF SCHEDULE	RPI	RPI	RPI	RPI
DIV. I ONLY	8- 10	198	5- 7	149	119	186	186	14	14	
DIV. I NON-CONF.	6- 8	206	3- 5	162	94	188	188	16	16	
TOTALS	RPI 1-25	RPI 26-50	W-L RECORDS	RPI 51-100	RPI 101-150	RPI 150+				
8- 10	0- 1	0- 2	OVERALL	1- 3	0- 1	7- 3				
4- 6	0- 0	0- 1	HOME	1- 3	0- 0	3- 2				
3- 4	0- 1	0- 1	AWAY	0- 0	0- 1	3- 1				
1- 0	0- 0	0- 0	NEUTRAL	0- 0	0- 0	1- 0				
6- 8	0- 1	0- 2	NON-CONFERENCE	1- 2	0- 0	5- 3				
3- 5	0- 0	0- 1	HOME	1- 2	0- 0	2- 2				
2- 3	0- 1	0- 1	AWAY	0- 0	0- 0	2- 1				
1- 0	0- 0	0- 0	NEUTRAL	0- 0	0- 0	1- 0				
2- 2	0- 0	0- 0	CONFERENCE	0- 1	0- 1	2- 0				
1- 1	0- 0	0- 0	HOME	0- 1	0- 0	1- 0				
1- 1	0- 0	0- 0	AWAY	0- 0	0- 1	1- 0				
0- 0	0- 0	0- 0	NEUTRAL	0- 0	0- 0	0- 0				

RPI 1-25				RPI 26-50				RPI 51-100				RPI 101+ Team's RPI: 186			
RPI	S	Opponent	Score	RPI	S	Opponent	Score	RPI	S	Opponent	Score	RPI	S	Opponent	Score
3	A	Notre Dame	61 81	48	A	Duquesne	70 77	59	H	Drexel	60 67	115	A	Bowling Green	58 62
				49	H	Florida St.	64 90	65	H	Miami (OH)	85 95	171	A	Seattle	85 74
								72	H	Howard	64 63	172	A	Robert Morris	78 85
								81	H	Providence	65 78	178	H	Saint Francis (PA)	79 80
												188	N	Loyola Chicago	97 86
												197	A	Buffalo	91 82
												215	H	Youngstown St.	72 78
												283	A	Cleveland St.	84 74
												312	H	Saint Peter's	87 50
												317	H	Kent St.	68 62
												324	H	Chicago St.	82 48
LAST 12 Division I GAMES:															
317	H	Kent St.	68 62	172	A	Robert Morris	78 85								
197	A	Buffalo	91 82	215	H	Youngstown St.	72 78								
115	A	Bowling Green	58 62	48	A	Duquesne	70 77								
65	H	Miami (OH)	85 95	49	H	Florida St.	64 90								
324	H	Chicago St.	82 48	312	H	Saint Peter's	87 50								
81	H	Providence	65 78	283	A	Cleveland St.	84 74								

Non-Div I Games:

Akron

■ Loss,
 ■ Non-Conf, S Site,
 ■ Home
 ■ Away
 N Neutral

Alabama

Through Games Of Sunday, January 15, 2012

Average RPI Win:	241	WON-LOST	WINNING	LAST 12	STRENGTH OF	OPP. STRENGTH	TEAM	ADJ.	CONF.	ADJ CONF.
Average RPI Loss:	107	RECORD	PCT. RANK	GAMES	SCHEDULE	OF SCHEDULE	RPI	RPI	RPI	RPI
DIV. I ONLY	10- 9	163	5- 7	183	158	180	180	3	3	
DIV. I NON-CONF.	10- 4	83	5- 2	287	218	235	235	5	5	
TOTALS	RPI 1-25	RPI 26-50	W-L RECORDS	RPI 51-100	RPI 101-150	RPI 150+				
10- 9	0- 1	1- 2	OVERALL	0- 0	1- 4	8- 2				
7- 3	0- 0	1- 0	HOME	0- 0	0- 3	6- 0				
1- 5	0- 1	0- 2	AWAY	0- 0	0- 1	1- 1				
2- 1	0- 0	0- 0	NEUTRAL	0- 0	1- 0	1- 1				
10- 4	0- 0	1- 1	NON-CONFERENCE	0- 0	1- 1	8- 2				
7- 0	0- 0	1- 0	HOME	0- 0	0- 0	6- 0				
1- 3	0- 0	0- 1	AWAY	0- 0	0- 1	1- 1				
2- 1	0- 0	0- 0	NEUTRAL	0- 0	1- 0	1- 1				
0- 5	0- 1	0- 1	CONFERENCE	0- 0	0- 3	0- 0				
0- 3	0- 0	0- 0	HOME	0- 0	0- 3	0- 0				
0- 2	0- 1	0- 1	AWAY	0- 0	0- 0	0- 0				
0- 0	0- 0	0- 0	NEUTRAL	0- 0	0- 0	0- 0				

RPI 1-25				RPI 26-50				RPI 51-100				RPI 101+ Team's RPI: 180			
RPI	S	Opponent	Score	RPI	S	Opponent	Score	RPI	S	Opponent	Score	RPI	S	Opponent	Score
23	A	LSU	40 84	27	H	Kansas	80 76					108	A	Central Ark.	46 58
				41	A	South Carolina	42 68					114	H	Mississippi St.	61 66
				50	A	North Carolina St.	57 79					116	H	Auburn	55 65
												128	N	Seton Hall	62 56
												140	H	Ole Miss	55 69
												156	A	North Texas	63 69
												216	N	Old Dominion	76 77
												221	N	Louisiana Tech	67 59
												254	H	Nicholls St.	72 51
												260	H	Ga. Southern	67 34
												264	H	Presbyterian	65 47
												297	A	Alabama St.	64 54
												299	H	Air Force	80 45
												328	H	Northwestern St.	78 52
												332	H	Southeastern La.	69 56
LAST 12 Division I GAMES:															
140	H	Ole Miss	55 69	264	H	Presbyterian	65 47								
114	H	Mississippi St.	61 66	297	A	Alabama St.	64 54								
23	A	LSU	40 84	50	A	North Carolina St.	57 79								
116	H	Auburn	55 65	156	A	North Texas	63 69								
41	A	South Carolina	42 68	27	H	Kansas	80 76								
299	H	Air Force	80 45	332	H	Southeastern La.	69 56								

Non-Div I Games:

Alabama

■ Loss,
 ■ Non-Conf, S Site,
 ■ Home
 ■ Away
 N Neutral

Alabama A&M

Through Games Of Sunday, January 15, 2012

Average RPI Win:	288	WON-LOST	WINNING	LAST 12	STRENGTH OF	OPP. STRENGTH	TEAM	ADJ.	CONF.	ADJ CONF.
Average RPI Loss:	113	RECORD	PCT. RANK	GAMES	SCHEDULE	OF SCHEDULE	RPI	RPI	RPI	RPI
DIV. I ONLY	7- 7	166	6- 5	317	189	208	208	32	32	
DIV. I NON-CONF.	4- 5	200	3- 3	212	170	158	158	22	22	
TOTALS	RPI 1-25	RPI 26-50	W-L RECORDS	RPI 51-100	RPI 101-150	RPI 150+				
7- 7	0- 0	0- 3	OVERALL	0- 1	0- 1	7- 2				
4- 1	0- 0	0- 0	HOME	0- 0	0- 0	4- 1				
3- 6	0- 0	0- 3	AWAY	0- 1	0- 1	3- 1				
0- 0	0- 0	0- 0	NEUTRAL	0- 0	0- 0	0- 0				
4- 5	0- 0	0- 3	NON-CONFERENCE	0- 1	0- 1	4- 0				
3- 0	0- 0	0- 0	HOME	0- 0	0- 0	3- 0				
1- 5	0- 0	0- 3	AWAY	0- 1	0- 1	1- 0				
0- 0	0- 0	0- 0	NEUTRAL	0- 0	0- 0	0- 0				
3- 2	0- 0	0- 0	CONFERENCE	0- 0	0- 0	3- 2				
1- 1	0- 0	0- 0	HOME	0- 0	0- 0	1- 1				
2- 1	0- 0	0- 0	AWAY	0- 0	0- 0	2- 1				
0- 0	0- 0	0- 0	NEUTRAL	0- 0	0- 0	0- 0				

RPI 1-25				RPI 26-50				RPI 51-100				RPI 101+				Team's RPI: 208	
RPI	S	Opponent	Score	RPI	S	Opponent	Score	RPI	S	Opponent	Score	RPI	S	Opponent	Score		
				34	A	Vanderbilt	55 86	84	A	UAB	46 57	104	A	Illinois	65 83		
				41	A	South Carolina	53 60					158	H	Mississippi Val.	67 69		
				49	A	Florida St.	41 86					222	A	Grambling	76 64		
												261	H	Ark.-Pine Bluff	64 44		
												276	A	Austin Peay	80 68		
												296	H	Tennessee Tech	61 35		
												297	A	Alabama St.	65 56		
												323	A	Jackson St.	66 72		
												327	H	Murray St.	76 71		
												335	H	Lipscomb	72 54		
LAST 12 Division I GAMES:																	
				297	A	Alabama St.	65 56	276	A	Austin Peay	80 68						
				158	H	Mississippi Val.	67 69	49	A	Florida St.	41 86						
				261	H	Ark.-Pine Bluff	64 44	84	A	UAB	46 57						
				222	A	Grambling	76 64	296	H	Tennessee Tech	61 35						
				323	A	Jackson St.	66 72	327	H	Murray St.	76 71						
				104	A	Illinois	65 83	335	H	Lipscomb	72 54						

Non-Div I Games: Stillman 62 40

Alabama A&M

■ Loss,
 ■ Non-Conf, S Site,
 ■ Home
 ■ Away
 N Neutral

Average RPI Win:	247	WON-LOST	WINNING	LAST 12	STRENGTH OF	OPP. STRENGTH	TEAM	ADJ.	CONF.	ADJ CONF.
Average RPI Loss:	174	RECORD	PCT. RANK	GAMES	SCHEDULE	OF SCHEDULE	RPI	RPI	RPI	RPI
DIV. I ONLY	5- 8	229	5- 6	307	248	297	297	32	32	
DIV. I NON-CONF.	2- 6	274	2- 4	205	246	256	256	22	22	
TOTALS	RPI 1-25	RPI 26-50	W-L RECORDS	RPI 51-100	RPI 101-150	RPI 150+				
5- 8	0- 2	0- 0	OVERALL	0- 0	0- 1	5- 5				
3- 5	0- 0	0- 0	HOME	0- 0	0- 1	3- 4				
2- 3	0- 2	0- 0	AWAY	0- 0	0- 0	2- 1				
0- 0	0- 0	0- 0	NEUTRAL	0- 0	0- 0	0- 0				
2- 6	0- 2	0- 0	NON-CONFERENCE	0- 0	0- 1	2- 3				
1- 4	0- 0	0- 0	HOME	0- 0	0- 1	1- 3				
1- 2	0- 2	0- 0	AWAY	0- 0	0- 0	1- 0				
0- 0	0- 0	0- 0	NEUTRAL	0- 0	0- 0	0- 0				
3- 2	0- 0	0- 0	CONFERENCE	0- 0	0- 0	3- 2				
2- 1	0- 0	0- 0	HOME	0- 0	0- 0	2- 1				
1- 1	0- 0	0- 0	AWAY	0- 0	0- 0	1- 1				
0- 0	0- 0	0- 0	NEUTRAL	0- 0	0- 0	0- 0				

RPI	S	Opponent	Score	RPI	S	Opponent	Score	RPI	S	Opponent	Score	RPI	S	Opponent	Score	Team's RPI: 297
18	A	Georgia Tech	37 97					150	H	Samford	51 62					
23	A	LSU	35 67					158	H	Mississippi Val.	65 62					
								180	H	Alabama	54 64					
								208	H	Alabama A&M	56 65					
								222	A	Grambling	48 62					
								239	H	Savannah St.	47 45					
								249	H	Kennesaw St.	51 61					
								254	A	Nicholls St.	61 57					
								261	H	Ark.-Pine Bluff	66 58					
								323	A	Jackson St.	52 49					
								338	H	Troy	53 60					
LAST 12 Division I GAMES:																
208	H	Alabama A&M	56 65	239	H	Savannah St.	47 45									
261	H	Ark.-Pine Bluff	66 58	180	H	Alabama	54 64									
158	H	Mississippi Val.	65 62	338	H	Troy	53 60									
323	A	Jackson St.	52 49	23	A	LSU	35 67									
222	A	Grambling	48 62	254	A	Nicholls St.	61 57									
249	H	Kennesaw St.	51 61	150	H	Samford	51 62									

Non-Div I Games: Mobile 78 59

Alabama St.

■ Loss,
 ■ Non-Conf, S Site,
 ■ Home
 ■ Away
 N Neutral

Average RPI Win:	213	WON-LOST	WINNING	LAST 12	STRENGTH OF	OPP. STRENGTH	TEAM	ADJ.	CONF.	ADJ CONF.
Average RPI Loss:	131	RECORD	PCT. RANK	GAMES	SCHEDULE	OF SCHEDULE	RPI	RPI	RPI	RPI
DIV. I ONLY	11- 7	115	8- 4	181	242	101	101	15	15	
DIV. I NON-CONF.	6- 7	180	3- 4	132	276	85	85	13	13	
TOTALS	RPI 1-25	RPI 26-50	W-L RECORDS	RPI 51-100	RPI 101-150	RPI 150+				
11- 7	0- 0	0- 0	OVERALL	2- 3	2- 1	7- 3				
5- 0	0- 0	0- 0	HOME	1- 0	2- 0	2- 0				
6- 6	0- 0	0- 0	AWAY	1- 2	0- 1	5- 3				
0- 1	0- 0	0- 0	NEUTRAL	0- 1	0- 0	0- 0				
6- 7	0- 0	0- 0	NON-CONFERENCE	1- 3	1- 1	4- 3				
4- 0	0- 0	0- 0	HOME	1- 0	1- 0	2- 0				
2- 6	0- 0	0- 0	AWAY	0- 2	0- 1	2- 3				
0- 1	0- 0	0- 0	NEUTRAL	0- 1	0- 0	0- 0				
5- 0	0- 0	0- 0	CONFERENCE	1- 0	1- 0	3- 0				
1- 0	0- 0	0- 0	HOME	0- 0	1- 0	0- 0				
4- 0	0- 0	0- 0	AWAY	1- 0	0- 0	3- 0				
0- 0	0- 0	0- 0	NEUTRAL	0- 0	0- 0	0- 0				

RPI 1-25				RPI 26-50				RPI 51-100				RPI 101+				Team's RPI: 101	
RPI	S	Opponent	Score	RPI	S	Opponent	Score	RPI	S	Opponent	Score	RPI	S	Opponent	Score		
								63	A	Iowa	60	82	117	A	Toledo	39	53
								77	A	LIU Brooklyn	52	64	122	H	La Salle	81	76
								83	A	Hartford	40	37	143	H	UMBC	53	41
								86	H	Sacred Heart	64	54	166	A	FIU	56	69
								91	N	Charlotte	59	61	187	A	New Hampshire	60	44
													189	A	Fordham	59	42
													194	A	Canisius	60	64
													206	A	Brown	53	65
													259	A	Stony Brook	57	32
													282	H	Niagara	55	42
													326	A	Maine	60	48
													329	A	Siena	72	48
													339	H	St. Francis (NY)	50	34
LAST 12 Division I GAMES:																	
				326	A	Maine	60	48	166	A	FIU	56	69				
				187	A	New Hampshire	60	44	194	A	Canisius	60	64				
				259	A	Stony Brook	57	32	86	H	Sacred Heart	64	54				
				143	H	UMBC	53	41	282	H	Niagara	55	42				
				83	A	Hartford	40	37	329	A	Siena	72	48				
				91	N	Charlotte	59	61	77	A	LIU Brooklyn	52	64				

Non-Div I Games:

Albany (NY)

■ Loss, ■ Non-Conf, S Site, H Home A Away N Neutral

Average RPI Win: 323	WON-LOST	WINNING	LAST 12	STRENGTH OF	OPP. STRENGTH	TEAM	ADJ.	CONF.	ADJ CONF.
Average RPI Loss: 133	RECORD	PCT. RANK	GAMES	SCHEDULE	OF SCHEDULE	RPI	RPI	RPI	RPI
DIV. I ONLY	5- 12	264	5- 7	291	190	265	265	32	32
DIV. I NON-CONF.	2- 10	303	2- 5	177	128	204	204	22	22
TOTALS	RPI 1-25	RPI 26-50	W-L RECORDS	RPI 51-100	RPI 101-150	RPI 150+			
5- 12	0- 0	0- 2	OVERALL	0- 2	0- 3	5- 5			
1- 1	0- 0	0- 0	HOME	0- 0	0- 0	1- 1			
3- 8	0- 0	0- 1	AWAY	0- 1	0- 2	3- 4			
1- 3	0- 0	0- 1	NEUTRAL	0- 1	0- 1	1- 0			
2- 10	0- 0	0- 2	NON-CONFERENCE	0- 2	0- 3	2- 3			
0- 0	0- 0	0- 0	HOME	0- 0	0- 0	0- 0			
1- 7	0- 0	0- 1	AWAY	0- 1	0- 2	1- 3			
1- 3	0- 0	0- 1	NEUTRAL	0- 1	0- 1	1- 0			
3- 2	0- 0	0- 0	CONFERENCE	0- 0	0- 0	3- 2			
1- 1	0- 0	0- 0	HOME	0- 0	0- 0	1- 1			
2- 1	0- 0	0- 0	AWAY	0- 0	0- 0	2- 1			
0- 0	0- 0	0- 0	NEUTRAL	0- 0	0- 0	0- 0			

RPI 1-25				RPI 26-50				RPI 51-100				RPI 101+ Team's RPI: 265			
RPI	S	Opponent	Score	RPI	S	Opponent	Score	RPI	S	Opponent	Score	RPI	S	Opponent	Score
				33	A	Oklahoma St.	36 69	55	A	Texas	42 74	110	A	Minnesota	46 75
				50	N	North Carolina St.	70 85	88	N	Fla. Gulf Coast	38 85	114	A	Mississippi St.	48 66
												145	N	Harvard	55 78
												158	A	Mississippi Val.	58 66
												164	A	SMU	54 76
												222	H	Grambling	44 55
												226	A	Hawaii	63 66
												229	A	Rice	57 74
												309	A	Prairie View	59 54
												322	A	Texas Southern	51 48
												323	H	Jackson St.	53 51
												328	N	Northwestern St.	70 60
												332	A	Southeastern La.	62 54
LAST 12 Division I GAMES:															
				158	A	Mississippi Val.	58 66	50	N	North Carolina St.	70 85				
				222	H	Grambling	44 55	226	A	Hawaii	63 66				
				323	H	Jackson St.	53 51	328	N	Northwestern St.	70 60				
				309	A	Prairie View	59 54	332	A	Southeastern La.	62 54				
				322	A	Texas Southern	51 48	110	A	Minnesota	46 75				
				88	N	Fla. Gulf Coast	38 85	145	N	Harvard	55 78				

Non-Div I Games:

Alcorn St.

■ Loss,
■ Non-Conf,
■ S Site,
■ H Home
■ A Away
N Neutral

Average RPI Win:	246	WON-LOST	WINNING	LAST 12	STRENGTH OF	OPP. STRENGTH	TEAM	ADJ.	CONF.	ADJ CONF.
Average RPI Loss:	123	RECORD	PCT. RANK	GAMES	SCHEDULE	OF SCHEDULE	RPI	RPI	RPI	RPI
DIV. I ONLY	11- 6	92	8- 4	243	244	169	169	29	29	
DIV. I NON-CONF.	8- 6	129	5- 4	249	243	167	167	31	31	
TOTALS	RPI 1-25	RPI 26-50	W-L RECORDS	RPI 51-100	RPI 101-150	RPI 150+				
11- 6	0- 1	0- 1	OVERALL	0- 1	1- 0	10- 3				
4- 5	0- 1	0- 1	HOME	0- 1	0- 0	4- 2				
5- 1	0- 0	0- 0	AWAY	0- 0	1- 0	4- 1				
2- 0	0- 0	0- 0	NEUTRAL	0- 0	0- 0	2- 0				
8- 6	0- 1	0- 1	NON-CONFERENCE	0- 1	0- 0	8- 3				
3- 5	0- 1	0- 1	HOME	0- 1	0- 0	3- 2				
3- 1	0- 0	0- 0	AWAY	0- 0	0- 0	3- 1				
2- 0	0- 0	0- 0	NEUTRAL	0- 0	0- 0	2- 0				
3- 0	0- 0	0- 0	CONFERENCE	0- 0	1- 0	2- 0				
1- 0	0- 0	0- 0	HOME	0- 0	0- 0	1- 0				
2- 0	0- 0	0- 0	AWAY	0- 0	1- 0	1- 0				
0- 0	0- 0	0- 0	NEUTRAL	0- 0	0- 0	0- 0				

RPI 1-25				RPI 26-50				RPI 51-100				RPI 101+ Team's RPI: 169			
RPI	S	Opponent	Score	RPI	S	Opponent	Score	RPI	S	Opponent	Score	RPI	S	Opponent	Score
7	H	Maryland	42 76	32	H	James Madison	64 68	80	H	Quinnipiac	59 72	134	A	Holy Cross	61 58
												179	H	Oakland	62 68
												181	H	Lehigh	55 49
												205	H	Md.-East. Shore	37 39
												211	H	Mt. St. Mary's	77 62
												215	A	Youngstown St.	48 41
												223	A	George Mason	55 51
												234	A	George Washington	49 60
												238	H	Loyola Maryland	63 48
												276	N	Austin Peay	55 54
												278	N	San Jose St.	49 46
												304	H	Western Mich.	77 52
												311	A	Colgate	56 43
												338	A	Troy	55 45
LAST 12 Division I GAMES:															
134	A	Holy Cross	61 58	238	H	Loyola Maryland	63 48								
181	H	Lehigh	55 49	338	A	Troy	55 45								
311	A	Colgate	56 43	7	H	Maryland	42 76								
234	A	George Washington	49 60	205	H	Md.-East. Shore	37 39								
304	H	Western Mich.	77 52	278	N	San Jose St.	49 46								
80	H	Quinnipiac	59 72	276	N	Austin Peay	55 54								

Non-Div I Games:

American

■ Loss,
 ■ Non-Conf, S Site,
 ■ Home
 ■ Away
 N Neutral

Appalachian St.

Through Games Of Sunday, January 15, 2012

Average RPI Win:	260	WON-LOST	WINNING	LAST 12	STRENGTH OF	OPP. STRENGTH	TEAM	ADJ.	CONF.	ADJ CONF.
Average RPI Loss:	55	RECORD	PCT. RANK	GAMES	SCHEDULE	OF SCHEDULE	RPI	RPI	RPI	RPI
DIV. I ONLY	11- 3	34	10- 2	323	114	120	120	16	16	
DIV. I NON-CONF.	6- 2	60	5- 1	297	108	99	99	14	14	
TOTALS	RPI 1-25	RPI 26-50	W-L RECORDS	RPI 51-100	RPI 101-150	RPI 150+				
11- 3	0- 1	0- 1	OVERALL	0- 0	0- 1	11- 0				
4- 1	0- 0	0- 0	HOME	0- 0	0- 1	4- 0				
6- 2	0- 1	0- 1	AWAY	0- 0	0- 0	6- 0				
1- 0	0- 0	0- 0	NEUTRAL	0- 0	0- 0	1- 0				
6- 2	0- 1	0- 1	NON-CONFERENCE	0- 0	0- 0	6- 0				
2- 0	0- 0	0- 0	HOME	0- 0	0- 0	2- 0				
3- 2	0- 1	0- 1	AWAY	0- 0	0- 0	3- 0				
1- 0	0- 0	0- 0	NEUTRAL	0- 0	0- 0	1- 0				
5- 1	0- 0	0- 0	CONFERENCE	0- 0	0- 1	5- 0				
2- 1	0- 0	0- 0	HOME	0- 0	0- 1	2- 0				
3- 0	0- 0	0- 0	AWAY	0- 0	0- 0	3- 0				
0- 0	0- 0	0- 0	NEUTRAL	0- 0	0- 0	0- 0				

RPI 1-25				RPI 26-50				RPI 51-100				RPI 101+ Team's RPI: 120			
RPI	S	Opponent	Score	RPI	S	Opponent	Score	RPI	S	Opponent	Score	RPI	S	Opponent	Score
24	A	Georgia	37 81	37	A	Virginia	48 80					105	H	Davidson	52 55
												183	A	Georgia St.	82 58
												228	A	Elon	72 58
												230	H	Col. of Charleston	71 52
												251	H	Longwood	64 54
												252	A	Western Caro.	82 46
												258	H	East Tenn. St.	89 65
												260	H	Ga. Southern	64 45
												286	N	Eastern Ky.	64 62
												292	A	UNC Greensboro	81 66
												301	A	Gardner-Webb	69 41
												321	A	UNC Asheville	85 71
LAST 12 Division I GAMES:															
105	H	Davidson	52 55	321	A	UNC Asheville	85 71								
292	A	UNC Greensboro	81 66	252	A	Western Caro.	82 46								
228	A	Elon	72 58	260	H	Ga. Southern	64 45								
251	H	Longwood	64 54	183	A	Georgia St.	82 58								
24	A	Georgia	37 81	286	N	Eastern Ky.	64 62								
230	H	Col. of Charleston	71 52	258	H	East Tenn. St.	89 65								

Non-Div I Games:

Appalachian St.

■ Loss,
 ■ Non-Conf, S Site,
 ■ Home
 ■ Away
 N Neutral

Arizona

Through Games Of Sunday, January 15, 2012

Average RPI Win:	177	WON-LOST	WINNING	LAST 12	STRENGTH OF	OPP. STRENGTH	TEAM	ADJ.	CONF.	ADJ CONF.
Average RPI Loss:	66	RECORD	PCT. RANK	GAMES	SCHEDULE	OF SCHEDULE	RPI	RPI	RPI	RPI
DIV. I ONLY	12- 4	48	7- 4	143	45	58	58	5	5	
DIV. I NON-CONF.	10- 1	13	5- 1	207	137	77	77	6	6	
TOTALS	RPI 1-25	RPI 26-50	W-L RECORDS	RPI 51-100	RPI 101-150	RPI 150+				
12- 4	0- 1	0- 1	OVERALL	4- 1	1- 1	7- 0				
6- 1	0- 1	0- 0	HOME	3- 0	0- 0	3- 0				
5- 2	0- 0	0- 0	AWAY	1- 1	0- 1	4- 0				
1- 1	0- 0	0- 1	NEUTRAL	0- 0	1- 0	0- 0				
10- 1	0- 0	0- 1	NON-CONFERENCE	2- 0	1- 0	7- 0				
5- 0	0- 0	0- 0	HOME	2- 0	0- 0	3- 0				
4- 0	0- 0	0- 0	AWAY	0- 0	0- 0	4- 0				
1- 1	0- 0	0- 1	NEUTRAL	0- 0	1- 0	0- 0				
2- 3	0- 1	0- 0	CONFERENCE	2- 1	0- 1	0- 0				
1- 1	0- 1	0- 0	HOME	1- 0	0- 0	0- 0				
1- 2	0- 0	0- 0	AWAY	1- 1	0- 1	0- 0				
0- 0	0- 0	0- 0	NEUTRAL	0- 0	0- 0	0- 0				

RPI 1-25				RPI 26-50				RPI 51-100 Team's RPI: 58				RPI 101+			
RPI	S	Opponent	Score	RPI	S	Opponent	Score	RPI	S	Opponent	Score	RPI	S	Opponent	Score
17	H	Southern California	67 72	43	N	BYU	73 82	67	H	Wichita St.	74 60	106	N	Syracuse	80 74
								69	H	UCLA	74 66	130	A	Oregon	73 87
								75	A	Arizona St.	45 60	156	H	North Texas	69 62
								78	A	Oregon St.	58 56	183	A	Georgia St.	79 66
								94	H	UNLV	62 58	253	H	Long Beach St.	66 42
												260	A	Ga. Southern	88 46
												261	A	Ark.-Pine Bluff	67 37
												287	H	New Mexico	59 50
												308	A	New Mexico St.	84 67
LAST 12 Division I GAMES:															
78	A	Oregon St.	58 56	287	H	New Mexico	59 50								
130	A	Oregon	73 87	261	A	Ark.-Pine Bluff	67 37								
17	H	Southern California	67 72	253	H	Long Beach St.	66 42								
69	H	UCLA	74 66	106	N	Syracuse	80 74								
75	A	Arizona St.	45 60	43	N	BYU	73 82								
94	H	UNLV	62 58	156	H	North Texas	69 62								

Non-Div I Games: BYU-Hawaii 78 61

Arizona

Loss, Non-Conf, S Site, H Home A Away N Neutral

Average RPI Win:	174	WON-LOST	WINNING	LAST 12	STRENGTH OF	OPP. STRENGTH	TEAM	ADJ.	CONF.	ADJ CONF.
Average RPI Loss:	39	RECORD	PCT. RANK	GAMES	SCHEDULE	OF SCHEDULE	RPI	RPI	RPI	RPI
DIV. I ONLY	11- 5	69	7- 5	94	31	75	75	5	5	
DIV. I NON-CONF.	9- 2	38	5- 2	120	80	91	91	6	6	
TOTALS	RPI 1-25	RPI 26-50	W-L RECORDS	RPI 51-100	RPI 101-150	RPI 150+				
11- 5	0- 3	0- 0	OVERALL	2- 2	3- 0	6- 0				
8- 2	0- 1	0- 0	HOME	2- 1	1- 0	5- 0				
2- 2	0- 1	0- 0	AWAY	0- 1	1- 0	1- 0				
1- 1	0- 1	0- 0	NEUTRAL	0- 0	1- 0	0- 0				
9- 2	0- 2	0- 0	NON-CONFERENCE	1- 0	2- 0	6- 0				
7- 0	0- 0	0- 0	HOME	1- 0	1- 0	5- 0				
1- 1	0- 1	0- 0	AWAY	0- 0	0- 0	1- 0				
1- 1	0- 1	0- 0	NEUTRAL	0- 0	1- 0	0- 0				
2- 3	0- 1	0- 0	CONFERENCE	1- 2	1- 0	0- 0				
1- 2	0- 1	0- 0	HOME	1- 1	0- 0	0- 0				
1- 1	0- 0	0- 0	AWAY	0- 1	1- 0	0- 0				
0- 0	0- 0	0- 0	NEUTRAL	0- 0	0- 0	0- 0				

RPI 1-25				RPI 26-50				RPI 51-100 Team's RPI: 75				RPI 101+			
RPI	S	Opponent	Score	RPI	S	Opponent	Score	RPI	S	Opponent	Score	RPI	S	Opponent	Score
9	N	Rutgers	52 59					58	H	Arizona	60 45	104	N	Illinois	51 50
17	H	Southern California	48 60					69	H	UCLA	48 64	130	A	Oregon	53 49
20	A	DePaul	55 73					70	H	UTEP	47 45	136	H	Illinois St.	77 54
								78	A	Oregon St.	51 56	161	H	Eastern Wash.	74 43
												190	H	Boston College	79 54
												214	H	Cal St. Fullerton	63 49
												250	A	Colorado St.	56 52
												291	H	Army	83 46
												306	H	UC Riverside	66 46
LAST 12 Division I GAMES:															
130	A	Oregon	53 49	291	H	Army	83 46								
78	A	Oregon St.	51 56	20	A	DePaul	55 73								
69	H	UCLA	48 64	214	H	Cal St. Fullerton	63 49								
17	H	Southern California	48 60	136	H	Illinois St.	77 54								
58	H	Arizona	60 45	161	H	Eastern Wash.	74 43								
70	H	UTEP	47 45	9	N	Rutgers	52 59								

Non-Div I Games:

Arizona St.

Ark.-Pine Bluff

Through Games Of Sunday, January 15, 2012

Average RPI Win:	0	WON-LOST	WINNING	LAST 12	STRENGTH OF	OPP. STRENGTH	TEAM	ADJ.	CONF.	ADJ CONF.
Average RPI Loss:	110	RECORD	PCT. RANK	GAMES	SCHEDULE	OF SCHEDULE	RPI	RPI	RPI	RPI
DIV. I ONLY	0- 15	340	0- 12	24	165	261	261	32	32	
DIV. I NON-CONF.	0- 11	337	0- 8	2	109	174	174	22	22	
TOTALS	RPI 1-25	RPI 26-50	W-L RECORDS	RPI 51-100	RPI 101-150	RPI 150+				
0- 15	0- 2	0- 2	OVERALL	0- 4	0- 3	0- 4				
0- 2	0- 0	0- 0	HOME	0- 1	0- 0	0- 1				
0- 13	0- 1	0- 2	AWAY	0- 3	0- 3	0- 3				
0- 0	0- 0	0- 0	NEUTRAL	0- 0	0- 0	0- 0				
0- 11	0- 2	0- 2	NON-CONFERENCE	0- 4	0- 3	0- 0				
0- 1	0- 0	0- 0	HOME	0- 1	0- 0	0- 0				
0- 10	0- 2	0- 2	AWAY	0- 3	0- 3	0- 0				
0- 0	0- 0	0- 0	NEUTRAL	0- 0	0- 0	0- 0				
0- 4	0- 0	0- 0	CONFERENCE	0- 0	0- 0	0- 4				
0- 1	0- 0	0- 0	HOME	0- 0	0- 0	0- 1				
0- 3	0- 0	0- 0	AWAY	0- 0	0- 0	0- 3				
0- 0	0- 0	0- 0	NEUTRAL	0- 0	0- 0	0- 0				

RPI 1-25				RPI 26-50				RPI 51-100				RPI 101+ Team's RPI: 261			
RPI	S	Opponent	Score	RPI	S	Opponent	Score	RPI	S	Opponent	Score	RPI	S	Opponent	Score
14	A	Kentucky	43 101	33	A	Oklahoma St.	35 98	55	A	Texas	40 79	108	A	Central Ark.	38 61
23	A	LSU	28 80	38	A	Nebraska	43 95	58	H	Arizona	37 67	119	A	Memphis	60 89
								62	A	Marquette	36 84	140	A	Ole Miss	52 83
								96	A	San Diego St.	43 86	158	A	Mississippi Val.	50 92
												208	A	Alabama A&M	44 64
												240	H	Southern U.	62 81
												297	A	Alabama St.	58 66
LAST 12 Division I GAMES:															
240	H	Southern U.	62 81	58	H	Arizona	37 67								
297	A	Alabama St.	58 66	55	A	Texas	40 79								
208	A	Alabama A&M	44 64	14	A	Kentucky	43 101								
158	A	Mississippi Val.	50 92	62	A	Marquette	36 84								
108	A	Central Ark.	38 61	140	A	Ole Miss	52 83								
33	A	Oklahoma St.	35 98	23	A	LSU	28 80								

Non-Div I Games:

Ark.-Pine Bluff

■ Loss,
■ Non-Conf,
■ S Site,
■ H Home
■ A Away
N Neutral

Arkansas

Through Games Of Sunday, January 15, 2012

Average RPI Win:	169	WON-LOST	WINNING	LAST 12	STRENGTH OF	OPP. STRENGTH	TEAM	ADJ.	CONF.	ADJ CONF.
Average RPI Loss:	58	RECORD	PCT. RANK	GAMES	SCHEDULE	OF SCHEDULE	RPI	RPI	RPI	RPI
DIV. I ONLY	12- 5	66	8- 4	107	51	73	73	3	3	
DIV. I NON-CONF.	11- 1	9	7- 0	254	102	128	128	5	5	
TOTALS	RPI 1-25	RPI 26-50	W-L RECORDS	RPI 51-100	RPI 101-150	RPI 150+				
12- 5	0- 3	1- 0	OVERALL	1- 0	4- 2	6- 0				
9- 1	0- 1	0- 0	HOME	0- 0	3- 0	6- 0				
1- 3	0- 2	0- 0	AWAY	1- 0	0- 1	0- 0				
2- 1	0- 0	1- 0	NEUTRAL	0- 0	1- 1	0- 0				
11- 1	0- 0	1- 0	NON-CONFERENCE	1- 0	3- 1	6- 0				
8- 0	0- 0	0- 0	HOME	0- 0	2- 0	6- 0				
1- 0	0- 0	0- 0	AWAY	1- 0	0- 0	0- 0				
2- 1	0- 0	1- 0	NEUTRAL	0- 0	1- 1	0- 0				
1- 4	0- 3	0- 0	CONFERENCE	0- 0	1- 1	0- 0				
1- 1	0- 1	0- 0	HOME	0- 0	1- 0	0- 0				
0- 3	0- 2	0- 0	AWAY	0- 0	0- 1	0- 0				
0- 0	0- 0	0- 0	NEUTRAL	0- 0	0- 0	0- 0				

RPI 1-25				RPI 26-50				RPI 51-100				RPI 101+			
RPI	S	Opponent	Score	RPI	S	Opponent	Score	RPI	S	Opponent	Score	RPI	S	Opponent	Score
1	H	Tennessee	38 69	49	N	Florida St.	55 52	56	A	Middle Tenn.	59 53	102	N	South Fla.	65 61
14	A	Kentucky	72 84									110	N	Minnesota	60 68
24	A	Georgia	57 67									116	H	Auburn	59 39
												138	H	Oral Roberts	65 37
												140	A	Ole Miss	54 60
												142	H	Utah	57 56
												157	H	Stephen F. Austin	61 46
												158	H	Mississippi Val.	59 40
												222	H	Grambling	69 49
												248	H	Morgan St.	81 50
												320	H	Texas-Arlington	57 34
												322	H	Texas Southern	86 41
LAST 12 Division I GAMES:															
116	H	Auburn	59 39	322	H	Texas Southern	86 41								
140	A	Ole Miss	54 60	248	H	Morgan St.	81 50								
1	H	Tennessee	38 69	138	H	Oral Roberts	65 37								
14	A	Kentucky	72 84	157	H	Stephen F. Austin	61 46								
24	A	Georgia	57 67	56	A	Middle Tenn.	59 53								
158	H	Mississippi Val.	59 40	222	H	Grambling	69 49								

Non-Div I Games:

Arkansas

■ Loss,
 ■ Non-Conf,
 ■ S Site,
 ■ H Home
 ■ A Away
 N Neutral

Average RPI Win:	159	WON-LOST	WINNING	LAST 12	STRENGTH OF	OPP. STRENGTH	TEAM	ADJ.	CONF.	ADJ CONF.
Average RPI Loss:	182	RECORD	PCT. RANK	GAMES	SCHEDULE	OF SCHEDULE	RPI	RPI	RPI	RPI
DIV. I ONLY	7- 11	226	5- 7	188	168	245	245	21	21	
DIV. I NON-CONF.	6- 7	180	4- 3	156	160	239	239	20	20	
TOTALS	RPI 1-25	RPI 26-50	W-L RECORDS	RPI 51-100	RPI 101-150	RPI 150+				
7- 11	1- 0	0- 0	OVERALL	0- 2	2- 2	4- 7				
6- 5	1- 0	0- 0	HOME	0- 1	2- 1	3- 3				
1- 4	0- 0	0- 0	AWAY	0- 1	0- 0	1- 3				
0- 2	0- 0	0- 0	NEUTRAL	0- 0	0- 1	0- 1				
6- 7	1- 0	0- 0	NON-CONFERENCE	0- 2	2- 1	3- 4				
5- 2	1- 0	0- 0	HOME	0- 1	2- 0	2- 1				
1- 3	0- 0	0- 0	AWAY	0- 1	0- 0	1- 2				
0- 2	0- 0	0- 0	NEUTRAL	0- 0	0- 1	0- 1				
1- 4	0- 0	0- 0	CONFERENCE	0- 0	0- 1	1- 3				
1- 3	0- 0	0- 0	HOME	0- 0	0- 1	1- 2				
0- 1	0- 0	0- 0	AWAY	0- 0	0- 0	0- 1				
0- 0	0- 0	0- 0	NEUTRAL	0- 0	0- 0	0- 0				

RPI	S	Opponent	Score	RPI	S	Opponent	Score	RPI	S	Opponent	Score	RPI	S	Opponent	Score	Team's RPI: 245
17	H	Southern California	58 56					51	H	Missouri St.	68 77	117	H	Toledo	64 56	
								91	A	Charlotte	48 78	136	N	Illinois St.	50 78	
												147	H	UT Martin	83 68	
												149	H	Denver	49 58	
												156	H	North Texas	70 64	
												157	A	Stephen F. Austin	69 64	
												161	N	Eastern Wash.	51 72	
												174	H	UALR	57 64	
												202	A	Tulsa	48 70	
												202	H	Tulsa	80 70	
												221	H	Louisiana Tech	59 69	
												231	H	Fla. Atlantic	44 57	
												268	A	La.-Monroe	57 83	
												318	H	A&M-Corpus Christi	84 71	
												319	A	Southeast Mo. St.	52 56	
LAST 12 Division I GAMES:																
174	H	UALR	57 64	51	H	Missouri St.	68 77									
147	H	UT Martin	83 68	157	A	Stephen F. Austin	69 64									
156	H	North Texas	70 64	17	H	Southern California	58 56									
149	H	Denver	49 58	221	H	Louisiana Tech	59 69									
268	A	La.-Monroe	57 83	202	H	Tulsa	80 70									
231	H	Fla. Atlantic	44 57	161	N	Eastern Wash.	51 72									

Non-Div I Games:

Arkansas St.

■ Loss,
 ■ Non-Conf, S Site,
 ■ Home
 ■ Away
 N Neutral

Average RPI Win: 275	WON-LOST	WINNING	LAST 12	STRENGTH OF	OPP. STRENGTH	TEAM	ADJ.	CONF.	ADJ CONF.
Average RPI Loss: 178	RECORD	PCT. RANK	GAMES	SCHEDULE	OF SCHEDULE	RPI	RPI	RPI	RPI
DIV. I ONLY	7- 10	220	3- 9	321	271	291	291	29	29
DIV. I NON-CONF.	5- 9	235	1- 8	309	232	287	287	31	31
TOTALS	RPI 1-25	RPI 26-50	W-L RECORDS	RPI 51-100	RPI 101-150	RPI 150+			
7- 10	0- 0	0- 0	OVERALL	0- 3	0- 1	7- 6			
5- 3	0- 0	0- 0	HOME	0- 1	0- 1	5- 1			
2- 7	0- 0	0- 0	AWAY	0- 2	0- 0	2- 5			
0- 0	0- 0	0- 0	NEUTRAL	0- 0	0- 0	0- 0			
5- 9	0- 0	0- 0	NON-CONFERENCE	0- 3	0- 1	5- 5			
4- 3	0- 0	0- 0	HOME	0- 1	0- 1	4- 1			
1- 6	0- 0	0- 0	AWAY	0- 2	0- 0	1- 4			
0- 0	0- 0	0- 0	NEUTRAL	0- 0	0- 0	0- 0			
2- 1	0- 0	0- 0	CONFERENCE	0- 0	0- 0	2- 1			
1- 0	0- 0	0- 0	HOME	0- 0	0- 0	1- 0			
1- 1	0- 0	0- 0	AWAY	0- 0	0- 0	1- 1			
0- 0	0- 0	0- 0	NEUTRAL	0- 0	0- 0	0- 0			

RPI S	Opponent	Score	RPI S	Opponent	Score	RPI S	Opponent	Score	RPI S	Opponent	Score	Team's RPI: 291
						75	A Arizona St.	46 83	128	H Seton Hall	50 53	
						80	H Quinnipiac	51 54	167	A Penn	60 70	
						97	A Yale	62 63	184	H Manhattan	58 43	
									196	A Bryant	54 64	
									224	A Navy	56 58	
									226	H Hawaii	55 51	
									237	H Binghamton	47 49	
									238	A Loyola Maryland	64 68	
									242	H Lafayette	44 43	
									256	H Fairleigh Dickinson	51 37	
									333	A Columbia	58 63	
									334	H Wagner	70 46	
									339	A St. Francis (NY)	59 43	
									341	A Bucknell	67 64	
LAST 12 Division I GAMES:												
224	A Navy	56 58	75	A Arizona St.	46 83							
242	H Lafayette	44 43	167	A Penn	60 70							
341	A Bucknell	67 64	237	H Binghamton	47 49							
196	A Bryant	54 64	238	A Loyola Maryland	64 68							
97	A Yale	62 63	226	H Hawaii	55 51							
80	H Quinnipiac	51 54	333	A Columbia	58 63							

Non-Div I Games: Manhattanville 71 40

Army

■ Loss,
 ■ Non-Conf,
 ■ S Site,
 ■ Home
 ■ A Away
 N Neutral

Average RPI Win:	232	WON-LOST	WINNING	LAST 12	STRENGTH OF	OPP. STRENGTH	TEAM	ADJ.	CONF.	ADJ CONF.
Average RPI Loss:	49	RECORD	PCT. RANK	GAMES	SCHEDULE	OF SCHEDULE	RPI	RPI	RPI	RPI
DIV. I ONLY	9- 9	166	4- 8	73	72	116	116	3	3	
DIV. I NON-CONF.	8- 5	107	3- 4	183	146	172	172	5	5	
TOTALS	RPI 1-25	RPI 26-50	W-L RECORDS	RPI 51-100	RPI 101-150	RPI 150+				
9- 9	0- 4	0- 2	OVERALL	1- 2	1- 0	7- 1				
5- 3	0- 3	0- 0	HOME	0- 0	1- 0	4- 0				
2- 5	0- 1	0- 1	AWAY	0- 2	0- 0	2- 1				
2- 1	0- 0	0- 1	NEUTRAL	1- 0	0- 0	1- 0				
8- 5	0- 2	0- 1	NON-CONFERENCE	1- 1	1- 0	6- 1				
5- 1	0- 1	0- 0	HOME	0- 0	1- 0	4- 0				
1- 3	0- 1	0- 0	AWAY	0- 1	0- 0	1- 1				
2- 1	0- 0	0- 1	NEUTRAL	1- 0	0- 0	1- 0				
1- 4	0- 2	0- 1	CONFERENCE	0- 1	0- 0	1- 0				
0- 2	0- 2	0- 0	HOME	0- 0	0- 0	0- 0				
1- 2	0- 0	0- 1	AWAY	0- 1	0- 0	1- 0				
0- 0	0- 0	0- 0	NEUTRAL	0- 0	0- 0	0- 0				

RPI 1-25				RPI 26-50				RPI 51-100				RPI 101+ Team's RPI: 116			
RPI	S	Opponent	Score	RPI	S	Opponent	Score	RPI	S	Opponent	Score	RPI	S	Opponent	Score
1	H	Tennessee	52 73	34	A	Vanderbilt	58 66	64	A	Temple	57 73	102	H	South Fla.	62 45
12	A	Duke	50 73	45	N	Marist	61 69	73	A	Arkansas	39 59	166	A	FIU	55 64
21	H	Purdue	54 62					91	N	Charlotte	68 58	180	A	Alabama	65 55
24	H	Georgia	45 70									234	H	George Washington	55 47
												243	N	Central Conn. St.	49 40
												293	H	Belmont	80 53
												302	H	S.C. Upstate	75 34
												307	A	Mercer	77 43
												338	H	Troy	74 47
LAST 12 Division I GAMES:															
73	A	Arkansas	39 59	91	N	Charlotte	68 58								
34	A	Vanderbilt	58 66	243	N	Central Conn. St.	49 40								
24	H	Georgia	45 70	45	N	Marist	61 69								
180	A	Alabama	65 55	21	H	Purdue	54 62								
1	H	Tennessee	52 73	102	H	South Fla.	62 45								
166	A	FIU	55 64	64	A	Temple	57 73								

Non-Div I Games:

Auburn

■ Loss,
■ Non-Conf, S Site,
■ Home
■ Away
N Neutral

Average RPI Win:	309	WON-LOST	WINNING	LAST 12	STRENGTH OF	OPP. STRENGTH	TEAM	ADJ.	CONF.	ADJ CONF.
Average RPI Loss:	169	RECORD	PCT. RANK	GAMES	SCHEDULE	OF SCHEDULE	RPI	RPI	RPI	RPI
DIV. I ONLY	5- 13	276	3- 9	212	333	276	276	31	31	
DIV. I NON-CONF.	3- 10	281	1- 6	92	300	219	219	30	30	
TOTALS	RPI 1-25	RPI 26-50	W-L RECORDS	RPI 51-100	RPI 101-150	RPI 150+				
5- 13	0- 1	0- 1	OVERALL	0- 2	0- 1	5- 8				
2- 5	0- 0	0- 1	HOME	0- 1	0- 0	2- 3				
3- 7	0- 1	0- 0	AWAY	0- 1	0- 1	3- 3				
0- 1	0- 0	0- 0	NEUTRAL	0- 0	0- 0	0- 1				
3- 10	0- 1	0- 1	NON-CONFERENCE	0- 2	0- 1	3- 5				
1- 4	0- 0	0- 1	HOME	0- 1	0- 0	1- 2				
2- 5	0- 1	0- 0	AWAY	0- 1	0- 1	2- 2				
0- 1	0- 0	0- 0	NEUTRAL	0- 0	0- 0	0- 1				
2- 3	0- 0	0- 0	CONFERENCE	0- 0	0- 0	2- 3				
1- 1	0- 0	0- 0	HOME	0- 0	0- 0	1- 1				
1- 2	0- 0	0- 0	AWAY	0- 0	0- 0	1- 2				
0- 0	0- 0	0- 0	NEUTRAL	0- 0	0- 0	0- 0				

RPI 1-25				RPI 26-50				RPI 51-100				RPI 101+ Team's RPI: 276			
RPI	S	Opponent	Score	RPI	S	Opponent	Score	RPI	S	Opponent	Score	RPI	S	Opponent	Score
25	A	Louisville	60 78	34	H	Vanderbilt	51 83	56	A	Middle Tenn.	63 69	115	A	Bowling Green	38 72
								84	H	UAB	45 49	162	H	Florida A&M	77 86
												169	N	American	54 55
												204	A	Cal Poly	69 79
												208	H	Alabama A&M	68 80
												247	A	Ball St.	55 59
												275	A	Morehead St.	67 74
												280	A	Tennessee St.	81 95
												286	A	Eastern Ky.	66 63
												293	A	Belmont	58 56
												303	H	Southern Ill.	76 70
												327	H	Murray St.	71 63
												335	A	Lipscomb	61 58
												337	H	Jacksonville St.	73 74
LAST 12 Division I GAMES:															
337	H	Jacksonville St.	73 74	162	H	Florida A&M	77 86								
327	H	Murray St.	71 63	293	A	Belmont	58 56								
286	A	Eastern Ky.	66 63	247	A	Ball St.	55 59								
275	A	Morehead St.	67 74	115	A	Bowling Green	38 72								
280	A	Tennessee St.	81 95	56	A	Middle Tenn.	63 69								
208	H	Alabama A&M	68 80	84	H	UAB	45 49								

Non-Div I Games:

Austin Peay

■ Loss,
 ■ Non-Conf,
 ■ S Site,
 ■ H Home
 ■ A Away
 N Neutral

Average RPI Win:	178	WON-LOST	WINNING	LAST 12	STRENGTH OF	OPP. STRENGTH	TEAM	ADJ.	CONF.	ADJ CONF.
Average RPI Loss:	19	RECORD	PCT. RANK	GAMES	SCHEDULE	OF SCHEDULE	RPI	RPI	RPI	RPI
DIV. I ONLY	15- 3	18	11- 1	148	35	43	43	8	8	
DIV. I NON-CONF.	10- 2	32	6- 0	127	32	32	32	8	8	
TOTALS	RPI 1-25	RPI 26-50	W-L RECORDS	RPI 51-100	RPI 101-150	RPI 150+				
15- 3	0- 2	0- 1	OVERALL	2- 0	5- 0	8- 0				
7- 1	0- 1	0- 0	HOME	0- 0	3- 0	4- 0				
6- 2	0- 1	0- 1	AWAY	1- 0	1- 0	4- 0				
2- 0	0- 0	0- 0	NEUTRAL	1- 0	1- 0	0- 0				
10- 2	0- 2	0- 0	NON-CONFERENCE	1- 0	4- 0	5- 0				
5- 1	0- 1	0- 0	HOME	0- 0	2- 0	3- 0				
3- 1	0- 1	0- 0	AWAY	0- 0	1- 0	2- 0				
2- 0	0- 0	0- 0	NEUTRAL	1- 0	1- 0	0- 0				
5- 1	0- 0	0- 1	CONFERENCE	1- 0	1- 0	3- 0				
2- 0	0- 0	0- 0	HOME	0- 0	1- 0	1- 0				
3- 1	0- 0	0- 1	AWAY	1- 0	0- 0	2- 0				
0- 0	0- 0	0- 0	NEUTRAL	0- 0	0- 0	0- 0				

RPI 1-25				RPI 26-50				Team's RPI: 43	RPI 51-100				RPI 101+			
RPI	S	Opponent	Score	RPI	S	Opponent	Score		RPI	S	Opponent	Score	RPI	S	Opponent	Score
6	A	Kansas St.	46 59	40	A	St. Mary's (CA)	48 54		58	N	Arizona	82 73	106	N	Syracuse	83 59
12	H	Duke	55 61						90	A	San Diego	62 53	113	H	Pepperdine	80 56
													123	A	Utah St.	73 65
													125	H	Wisconsin	77 59
													142	H	Utah	63 58
													159	A	Portland	79 53
													161	H	Eastern Wash.	77 58
													202	A	Tulsa	64 61
													255	H	Nevada	84 53
													267	A	San Francisco	76 67
													270	H	Loyola Marymount	80 47
													273	H	Southern Utah	82 49
													330	A	Weber St.	84 67
LAST 12 Division I GAMES:																
				90	A	San Diego	62 53		255	H	Nevada	84 53				
				113	H	Pepperdine	80 56		123	A	Utah St.	73 65				
				267	A	San Francisco	76 67		142	H	Utah	63 58				
				270	H	Loyola Marymount	80 47		273	H	Southern Utah	82 49				
				159	A	Portland	79 53		106	N	Syracuse	83 59				
				40	A	St. Mary's (CA)	48 54		58	N	Arizona	82 73				

Non-Div I Games: BYU-Hawaii 88 27

BYU

■ Loss,
 ■ Non-Conf, S Site,
 ■ Home
 ■ Away
 N Neutral

Average RPI Win:	224	WON-LOST	WINNING	LAST 12	STRENGTH OF	OPP. STRENGTH	TEAM	ADJ.	CONF.	ADJ CONF.
Average RPI Loss:	179	RECORD	PCT. RANK	GAMES	SCHEDULE	OF SCHEDULE	RPI	RPI	RPI	RPI
DIV. I ONLY	6- 10	231	5- 7	177	299	247	247	14	14	
DIV. I NON-CONF.	4- 8	238	3- 5	174	317	258	258	16	16	
TOTALS	RPI 1-25	RPI 26-50	W-L RECORDS	RPI 51-100	RPI 101-150	RPI 150+				
6- 10	0- 1	0- 0	OVERALL	1- 0	1- 2	4- 7				
5- 4	0- 0	0- 0	HOME	1- 0	1- 1	3- 3				
1- 6	0- 1	0- 0	AWAY	0- 0	0- 1	1- 4				
0- 0	0- 0	0- 0	NEUTRAL	0- 0	0- 0	0- 0				
4- 8	0- 1	0- 0	NON-CONFERENCE	0- 0	1- 1	3- 6				
3- 4	0- 0	0- 0	HOME	0- 0	1- 1	2- 3				
1- 4	0- 1	0- 0	AWAY	0- 0	0- 0	1- 3				
0- 0	0- 0	0- 0	NEUTRAL	0- 0	0- 0	0- 0				
2- 2	0- 0	0- 0	CONFERENCE	1- 0	0- 1	1- 1				
2- 0	0- 0	0- 0	HOME	1- 0	0- 0	1- 0				
0- 2	0- 0	0- 0	AWAY	0- 0	0- 1	0- 1				
0- 0	0- 0	0- 0	NEUTRAL	0- 0	0- 0	0- 0				

RPI S	Opponent	Score	RPI S	Opponent	Score	RPI S	Opponent	Score	RPI S	Opponent	Score	Team's RPI: 247
15	A Green Bay	39 80				100	H Eastern Mich.	54 51	107	A Central Mich.	66 84	
									118	H Stetson	78 73	
									136	H Illinois St.	52 63	
									153	A Wright St.	55 74	
									172	H Detroit	68 87	
									175	H Marshall	58 60	
									177	A SIU Edwardsville	56 68	
									232	H Northern Ill.	50 43	
									256	A Butler	43 55	
									276	H Austin Peay	59 55	
									288	A Evansville	55 50	
									295	H Valparaiso	53 67	
									304	A Western Mich.	64 76	
									327	H Murray St.	81 72	
LAST 12 Division I GAMES:												
107	A Central Mich.	66 84	295	H Valparaiso	53 67							
232	H Northern Ill.	50 43	276	H Austin Peay	59 55							
304	A Western Mich.	64 76	256	A Butler	43 55							
100	H Eastern Mich.	54 51	118	H Stetson	78 73							
175	H Marshall	58 60	172	H Detroit	68 87							
15	A Green Bay	39 80	288	A Evansville	55 50							

Non-Div I Games: Oakland City 68 39

Ball St.

■ Loss,
■ Non-Conf, S Site,
■ Home
■ Away
N Neutral

Average RPI Win:	88	WON-LOST	WINNING	LAST 12	STRENGTH OF	OPP. STRENGTH	TEAM	ADJ.	CONF.	ADJ CONF.
Average RPI Loss:	0	RECORD	PCT. RANK	GAMES	SCHEDULE	OF SCHEDULE	RPI	RPI	RPI	RPI
DIV. I ONLY	17- 0	1	12- 0	12	4	2	2	1	1	
DIV. I NON-CONF.	13- 0	1	8- 0	26	3	3	3	1	1	
TOTALS	RPI 1-25	RPI 26-50	W-L RECORDS	RPI 51-100	RPI 101-150	RPI 150+				
17- 0	3- 0	1- 0	OVERALL	9- 0	1- 0	3- 0				
12- 0	2- 0	1- 0	HOME	6- 0	0- 0	3- 0				
4- 0	1- 0	0- 0	AWAY	2- 0	1- 0	0- 0				
1- 0	0- 0	0- 0	NEUTRAL	1- 0	0- 0	0- 0				
13- 0	3- 0	0- 0	NON-CONFERENCE	6- 0	1- 0	3- 0				
10- 0	2- 0	0- 0	HOME	5- 0	0- 0	3- 0				
2- 0	1- 0	0- 0	AWAY	0- 0	1- 0	0- 0				
1- 0	0- 0	0- 0	NEUTRAL	1- 0	0- 0	0- 0				
4- 0	0- 0	1- 0	CONFERENCE	3- 0	0- 0	0- 0				
2- 0	0- 0	1- 0	HOME	1- 0	0- 0	0- 0				
2- 0	0- 0	0- 0	AWAY	2- 0	0- 0	0- 0				
0- 0	0- 0	0- 0	NEUTRAL	0- 0	0- 0	0- 0				

RPI 1-25				Team's RPI: 2				RPI 26-50				RPI 51-100				RPI 101+			
RPI	S	Opponent	Score					RPI	S	Opponent	Score	RPI	S	Opponent	Score	RPI	S	Opponent	Score
1	A	Tennessee	76 67					33	H	Oklahoma St.	71 44	52	N	St. John's (NY)	73 59	110	A	Minnesota	89 60
3	H	Notre Dame	94 81									55	A	Texas	77 59	158	H	Mississippi Val.	93 55
5	H	Connecticut	66 61									60	H	Chattanooga	91 31	219	H	Milwaukee	72 41
												61	H	Missouri	90 46	322	H	Texas Southern	91 39
												69	H	UCLA	83 50				
												72	H	Howard	82 28				
												87	H	McNeese St.	90 50				
												92	A	Iowa St.	57 45				
												97	H	Yale	109 59				
LAST 12 Division I GAMES:																			
55	A	Texas	77 59					5	H	Connecticut	66 61								
33	H	Oklahoma St.	71 44					52	N	St. John's (NY)	73 59								
92	A	Iowa St.	57 45					219	H	Milwaukee	72 41								
61	H	Missouri	90 46					110	A	Minnesota	89 60								
158	H	Mississippi Val.	93 55					322	H	Texas Southern	91 39								
87	H	McNeese St.	90 50					1	A	Tennessee	76 67								

Non-Div I Games:

Baylor

Belmont

Through Games Of Sunday, January 15, 2012

Average RPI Win: 227	WON-LOST	WINNING	LAST 12	STRENGTH OF	OPP. STRENGTH	TEAM	ADJ.	CONF.	ADJ CONF.
Average RPI Loss: 184	RECORD	PCT. RANK	GAMES	SCHEDULE	OF SCHEDULE	RPI	RPI	RPI	RPI
DIV. I ONLY	5- 13	276	4- 8	201	305	293	293	30	30
DIV. I NON-CONF.	1- 10	330	0- 5	172	208	274	274	28	28
TOTALS	RPI 1-25	RPI 26-50	W-L RECORDS	RPI 51-100	RPI 101-150	RPI 150+			
5- 13	0- 0	0- 1	OVERALL	0- 2	2- 3	3- 7			
4- 5	0- 0	0- 0	HOME	0- 1	2- 0	2- 4			
1- 8	0- 0	0- 1	AWAY	0- 1	0- 3	1- 3			
0- 0	0- 0	0- 0	NEUTRAL	0- 0	0- 0	0- 0			
1- 10	0- 0	0- 1	NON-CONFERENCE	0- 1	1- 3	0- 5			
1- 3	0- 0	0- 0	HOME	0- 0	1- 0	0- 3			
0- 7	0- 0	0- 1	AWAY	0- 1	0- 3	0- 2			
0- 0	0- 0	0- 0	NEUTRAL	0- 0	0- 0	0- 0			
4- 3	0- 0	0- 0	CONFERENCE	0- 1	1- 0	3- 2			
3- 2	0- 0	0- 0	HOME	0- 1	1- 0	2- 1			
1- 1	0- 0	0- 0	AWAY	0- 0	0- 0	1- 1			
0- 0	0- 0	0- 0	NEUTRAL	0- 0	0- 0	0- 0			

RPI S	Opponent	Score	RPI S	Opponent	Score	RPI S	Opponent	Score	RPI S	Opponent	Score	Team's RPI: 293
29	A Florida	45 72	60	A Chattanooga	42 75	116	A Auburn	53 80				
			88	H Fla. Gulf Coast	50 57	118	H Stetson	65 58				
						119	A Memphis	40 79				
						121	H Indiana St.	69 59				
						147	A UT Martin	48 67				
						198	H Indiana	52 63				
						217	H Texas St.	66 71				
						249	H Kennesaw St.	57 55				
						263	A Ohio	51 65				
						276	H Austin Peay	56 58				
						285	A Jacksonville	50 57				
						286	A Eastern Ky.	46 60				
						307	H Mercer	61 64				
						313	A North Florida	54 37				
						335	H Lipscomb	64 54				
LAST 12 Division I GAMES:												
118	H Stetson	65 58	276	H Austin Peay	56 58							
88	H Fla. Gulf Coast	50 57	60	A Chattanooga	42 75							
335	H Lipscomb	64 54	286	A Eastern Ky.	46 60							
285	A Jacksonville	50 57	307	H Mercer	61 64							
313	A North Florida	54 37	249	H Kennesaw St.	57 55							
217	H Texas St.	66 71	29	A Florida	45 72							

Non-Div I Games:

Belmont

Loss, Non-Conf, S Site, H Home A Away N Neutral

Bethune-Cookman

Through Games Of Sunday, January 15, 2012

Average RPI Win:	324	WON-LOST	WINNING	LAST 12	STRENGTH OF	OPP. STRENGTH	TEAM	ADJ.	CONF.	ADJ CONF.
Average RPI Loss:	206	RECORD	PCT. RANK	GAMES	SCHEDULE	OF SCHEDULE	RPI	RPI	RPI	RPI
DIV. I ONLY	3- 11	300	3- 9	329	330	336	336	26	26	
DIV. I NON-CONF.	2- 8	290	2- 6	315	315	331	331	24	24	
TOTALS	RPI 1-25	RPI 26-50	W-L RECORDS	RPI 51-100	RPI 101-150	RPI 150+				
3- 11	0- 0	0- 0	OVERALL	0- 0	0- 2	3- 9				
2- 4	0- 0	0- 0	HOME	0- 0	0- 1	2- 3				
1- 5	0- 0	0- 0	AWAY	0- 0	0- 1	1- 4				
0- 2	0- 0	0- 0	NEUTRAL	0- 0	0- 0	0- 2				
2- 8	0- 0	0- 0	NON-CONFERENCE	0- 0	0- 2	2- 6				
2- 2	0- 0	0- 0	HOME	0- 0	0- 1	2- 1				
0- 4	0- 0	0- 0	AWAY	0- 0	0- 1	0- 3				
0- 2	0- 0	0- 0	NEUTRAL	0- 0	0- 0	0- 2				
1- 3	0- 0	0- 0	CONFERENCE	0- 0	0- 0	1- 3				
0- 2	0- 0	0- 0	HOME	0- 0	0- 0	0- 2				
1- 1	0- 0	0- 0	AWAY	0- 0	0- 0	1- 1				
0- 0	0- 0	0- 0	NEUTRAL	0- 0	0- 0	0- 0				

RPI 1-25			RPI 26-50			RPI 51-100			RPI 101+			Team's RPI: 336
RPI	S	Opponent	Score	RPI	S	Opponent	Score	RPI	S	Opponent	Score	
								102	A	South Fla.	36	72
								118	H	Stetson	64	82
								162	H	Florida A&M	57	81
								183	A	Georgia St.	50	66
								212	A	UCF	49	66
								225	H	South Carolina St.	60	71
								231	A	Fla. Atlantic	46	68
								231	N	Fla. Atlantic	70	71
								246	N	Campbell	46	62
								274	A	N.C. A&T	54	69
								284	H	La.-Lafayette	67	72
								313	H	North Florida	66	63
								317	H	Kent St.	58	49
								342	A	N.C. Central	64	54
LAST 12 Division I GAMES:												
225	H	South Carolina St.	60	71	246	N	Campbell	46	62			
342	A	N.C. Central	64	54	231	N	Fla. Atlantic	70	71			
274	A	N.C. A&T	54	69	284	H	La.-Lafayette	67	72			
183	A	Georgia St.	50	66	118	H	Stetson	64	82			
317	H	Kent St.	58	49	162	H	Florida A&M	57	81			
313	H	North Florida	66	63	212	A	UCF	49	66			

Non-Div I Games: Palm Beach Atl. 56 59 Ave Maria 74 52

Bethune-Cookman

Loss, Non-Conf, S Site, H Home A Away N Neutral

Binghamton

Through Games Of Sunday, January 15, 2012

Average RPI Win:	283	WON-LOST	WINNING	LAST 12	STRENGTH OF	OPP. STRENGTH	TEAM	ADJ.	CONF.	ADJ CONF.
Average RPI Loss:	147	RECORD	PCT. RANK	GAMES	SCHEDULE	OF SCHEDULE	RPI	RPI	RPI	RPI
DIV. I ONLY	8- 10	198	4- 8	303	233	237	237	15	15	
DIV. I NON-CONF.	6- 7	180	2- 5	281	252	241	241	13	13	
TOTALS	RPI 1-25	RPI 26-50	W-L RECORDS	RPI 51-100	RPI 101-150	RPI 150+				
8- 10	0- 0	0- 1	OVERALL	0- 2	0- 3	8- 4				
2- 5	0- 0	0- 1	HOME	0- 1	0- 1	2- 2				
5- 4	0- 0	0- 0	AWAY	0- 0	0- 2	5- 2				
1- 1	0- 0	0- 0	NEUTRAL	0- 1	0- 0	1- 0				
6- 7	0- 0	0- 1	NON-CONFERENCE	0- 1	0- 2	6- 3				
1- 4	0- 0	0- 1	HOME	0- 0	0- 1	1- 2				
4- 2	0- 0	0- 0	AWAY	0- 0	0- 1	4- 1				
1- 1	0- 0	0- 0	NEUTRAL	0- 1	0- 0	1- 0				
2- 3	0- 0	0- 0	CONFERENCE	0- 1	0- 1	2- 1				
1- 1	0- 0	0- 0	HOME	0- 1	0- 0	1- 0				
1- 2	0- 0	0- 0	AWAY	0- 0	0- 1	1- 1				
0- 0	0- 0	0- 0	NEUTRAL	0- 0	0- 0	0- 0				

RPI S	Opponent	Score	RPI S	Opponent	Score	RPI S	Opponent	Score	RPI S	Opponent	Score
			46 H St. Bonaventure	34 49		71 N Dayton	50 60		106 H Syracuse	57 90	
						83 H Hartford	41 63		110 A Minnesota	40 65	
									111 A Boston U.	48 60	
									203 H Rider	56 66	
									211 H Mt. St. Mary's	52 43	
									218 H Massachusetts	55 64	
									235 A Vermont	48 69	
									255 N Nevada	58 52	
									259 A Stony Brook	44 32	
									279 A Cornell	61 48	
									282 A Niagara	53 64	
									291 A Army	49 47	
									312 A Saint Peter's	70 63	
									326 H Maine	72 54	
									329 A Siena	80 70	
LAST 12 Division I GAMES:											
			83 H Hartford	41 63		312 A Saint Peter's	70 63				
			235 A Vermont	48 69		218 H Massachusetts	55 64				
			111 A Boston U.	48 60		203 H Rider	56 66				
			259 A Stony Brook	44 32		282 A Niagara	53 64				
			326 H Maine	72 54		291 A Army	49 47				
			71 N Dayton	50 60		46 H St. Bonaventure	34 49				

Non-Div I Games:

Binghamton

Loss, Non-Conf, S Site, H Home A Away N Neutral

Average RPI Win:	270	WON-LOST	WINNING	LAST 12	STRENGTH OF	OPP. STRENGTH	TEAM	ADJ.	CONF.	ADJ CONF.
Average RPI Loss:	125	RECORD	PCT. RANK	GAMES	SCHEDULE	OF SCHEDULE	RPI	RPI	RPI	RPI
DIV. I ONLY	9- 6	119	7- 4	299	230	200	200	23	23	
DIV. I NON-CONF.	7- 6	154	5- 4	276	197	190	190	25	25	
TOTALS	RPI 1-25	RPI 26-50	W-L RECORDS	RPI 51-100	RPI 101-150	RPI 150+				
9- 6	0- 0	0- 0	OVERALL	0- 1	1- 3	8- 2				
6- 3	0- 0	0- 0	HOME	0- 0	1- 2	5- 1				
3- 3	0- 0	0- 0	AWAY	0- 1	0- 1	3- 1				
0- 0	0- 0	0- 0	NEUTRAL	0- 0	0- 0	0- 0				
7- 6	0- 0	0- 0	NON-CONFERENCE	0- 1	1- 3	6- 2				
5- 3	0- 0	0- 0	HOME	0- 0	1- 2	4- 1				
2- 3	0- 0	0- 0	AWAY	0- 1	0- 1	2- 1				
0- 0	0- 0	0- 0	NEUTRAL	0- 0	0- 0	0- 0				
2- 0	0- 0	0- 0	CONFERENCE	0- 0	0- 0	2- 0				
1- 0	0- 0	0- 0	HOME	0- 0	0- 0	1- 0				
1- 0	0- 0	0- 0	AWAY	0- 0	0- 0	1- 0				
0- 0	0- 0	0- 0	NEUTRAL	0- 0	0- 0	0- 0				

RPI 1-25				RPI 26-50				RPI 51-100				RPI 101+ Team's RPI: 200			
RPI	S	Opponent	Score	RPI	S	Opponent	Score	RPI	S	Opponent	Score	RPI	S	Opponent	Score
								68	A	Idaho St.	75 84	106	H	Syracuse	47 70
												113	H	Pepperdine	68 57
												123	A	Utah St.	86 97
												123	H	Utah St.	52 64
												159	A	Portland	56 83
												161	A	Eastern Wash.	72 63
												171	H	Seattle	80 89
												287	H	New Mexico	65 46
												299	A	Air Force	81 75
												306	H	UC Riverside	68 58
												308	A	New Mexico St.	56 53
												308	H	New Mexico St.	72 57
												314	H	Utah Valley	85 64
												330	H	Weber St.	86 68
LAST 12 Division I GAMES:															
299	A	Air Force	81 75	161	A	Eastern Wash.	72 63								
287	H	New Mexico	65 46	308	H	New Mexico St.	72 57								
308	A	New Mexico St.	56 53	171	H	Seattle	80 89								
314	H	Utah Valley	85 64	106	H	Syracuse	47 70								
123	H	Utah St.	52 64	306	H	UC Riverside	68 58								
159	A	Portland	56 83	123	A	Utah St.	86 97								

Non-Div I Games: Montana Tech 97 61 Southern Ore. 93 55

Boise St.

Boston College

Through Games Of Sunday, January 15, 2012

Average RPI Win:	209	WON-LOST	WINNING	LAST 12	STRENGTH OF	OPP. STRENGTH	TEAM	ADJ.	CONF.	ADJ CONF.
Average RPI Loss:	77	RECORD	PCT. RANK	GAMES	SCHEDULE	OF SCHEDULE	RPI	RPI	RPI	RPI
DIV. I ONLY	5- 12	264	3- 9	44	80	190	190	6	6	
DIV. I NON-CONF.	5- 8	220	3- 5	40	144	199	199	4	4	
TOTALS	RPI 1-25	RPI 26-50	W-L RECORDS	RPI 51-100	RPI 101-150	RPI 150+				
5- 12	0- 2	0- 1	OVERALL	0- 6	1- 2	4- 1				
5- 4	0- 1	0- 0	HOME	0- 1	1- 1	4- 1				
0- 8	0- 1	0- 1	AWAY	0- 5	0- 1	0- 0				
0- 0	0- 0	0- 0	NEUTRAL	0- 0	0- 0	0- 0				
5- 8	0- 1	0- 0	NON-CONFERENCE	0- 5	1- 2	4- 0				
5- 2	0- 0	0- 0	HOME	0- 1	1- 1	4- 0				
0- 6	0- 1	0- 0	AWAY	0- 4	0- 1	0- 0				
0- 0	0- 0	0- 0	NEUTRAL	0- 0	0- 0	0- 0				
0- 4	0- 1	0- 1	CONFERENCE	0- 1	0- 0	0- 1				
0- 2	0- 1	0- 0	HOME	0- 0	0- 0	0- 1				
0- 2	0- 0	0- 1	AWAY	0- 1	0- 0	0- 0				
0- 0	0- 0	0- 0	NEUTRAL	0- 0	0- 0	0- 0				

RPI 1-25				RPI 26-50				RPI 51-100				RPI 101+ Team's RPI: 190			
RPI	S	Opponent	Score	RPI	S	Opponent	Score	RPI	S	Opponent	Score	RPI	S	Opponent	Score
9	A	Rutgers	58 74	50	A	North Carolina St.	57 80	53	A	Saint Joseph's	57 74	111	H	Boston U.	62 70
18	H	Georgia Tech	58 68					54	H	Hampton	63 71	125	A	Wisconsin	50 58
								71	A	Dayton	60 69	134	H	Holy Cross	67 58
								75	A	Arizona St.	54 79	176	H	Virginia Tech	35 38
								83	A	Hartford	45 54	196	H	Bryant	68 42
								93	A	Wake Forest	58 72	218	H	Massachusetts	80 64
												243	H	Central Conn. St.	57 49
												256	H	Fairleigh Dickinson	68 57
LAST 12 Division I GAMES:															
18	H	Georgia Tech	58 68	54	H	Hampton	63 71								
50	A	North Carolina St.	57 80	134	H	Holy Cross	67 58								
93	A	Wake Forest	58 72	111	H	Boston U.	62 70								
176	H	Virginia Tech	35 38	83	A	Hartford	45 54								
243	H	Central Conn. St.	57 49	218	H	Massachusetts	80 64								
53	A	Saint Joseph's	57 74	71	A	Dayton	60 69								

Non-Div I Games:

Boston College

Loss, Non-Conf, S Site, H Home A Away N Neutral

Average RPI Win:	201	WON-LOST	WINNING	LAST 12	STRENGTH OF	OPP. STRENGTH	TEAM	ADJ.	CONF.	ADJ CONF.
Average RPI Loss:	109	RECORD	PCT. RANK	GAMES	SCHEDULE	OF SCHEDULE	RPI	RPI	RPI	RPI
DIV. I ONLY	11- 6	92	8- 4	258	75	111	111	15	15	
DIV. I NON-CONF.	7- 6	154	4- 4	195	31	76	76	13	13	
TOTALS	RPI 1-25	RPI 26-50	W-L RECORDS	RPI 51-100	RPI 101-150	RPI 150+				
11- 6	0- 0	1- 1	OVERALL	2- 2	0- 2	8- 1				
6- 0	0- 0	1- 0	HOME	1- 0	0- 0	4- 0				
4- 5	0- 0	0- 1	AWAY	1- 2	0- 1	3- 1				
1- 1	0- 0	0- 0	NEUTRAL	0- 0	0- 1	1- 0				
7- 6	0- 0	1- 1	NON-CONFERENCE	2- 2	0- 2	4- 1				
4- 0	0- 0	1- 0	HOME	1- 0	0- 0	2- 0				
2- 5	0- 0	0- 1	AWAY	1- 2	0- 1	1- 1				
1- 1	0- 0	0- 0	NEUTRAL	0- 0	0- 1	1- 0				
4- 0	0- 0	0- 0	CONFERENCE	0- 0	0- 0	4- 0				
2- 0	0- 0	0- 0	HOME	0- 0	0- 0	2- 0				
2- 0	0- 0	0- 0	AWAY	0- 0	0- 0	2- 0				
0- 0	0- 0	0- 0	NEUTRAL	0- 0	0- 0	0- 0				

RPI 1-25			RPI 26-50			RPI 51-100			RPI 101+			Team's RPI: 111
RPI	S	Opponent	Score	RPI	S	Opponent	Score	RPI	S	Opponent	Score	Score
36	A	Richmond	60 72	52	A	St. John's (NY)	38 75	124	N	Coppin St.	44 59	
45	H	Marist	49 36	79	A	West Virginia	53 78	145	A	Harvard	57 62	
				81	H	Providence	65 62	190	A	Boston College	70 62	
				97	A	Yale	59 54	210	H	Northeastern	75 65	
								218	A	Massachusetts	49 55	
								224	N	Navy	48 46	
								235	A	Vermont	61 60	
								237	H	Binghamton	60 48	
								259	A	Stony Brook	69 34	
								310	H	Rhode Island	71 44	
								326	H	Maine	75 34	
LAST 12 Division I GAMES:												
259	A	Stony Brook	69 34	124	N	Coppin St.	44 59					
326	H	Maine	75 34	190	A	Boston College	70 62					
237	H	Binghamton	60 48	45	H	Marist	49 36					
235	A	Vermont	61 60	97	A	Yale	59 54					
52	A	St. John's (NY)	38 75	79	A	West Virginia	53 78					
224	N	Navy	48 46	145	A	Harvard	57 62					

Non-Div I Games:

Boston U.

■ Loss,
 ■ Non-Conf,
 ■ S Site,
 ■ H Home
 ■ A Away
 N Neutral

Bowling Green

Through Games Of Sunday, January 15, 2012

Average RPI Win:	246	WON-LOST	WINNING	LAST 12	STRENGTH OF	OPP. STRENGTH	TEAM	ADJ.	CONF.	ADJ CONF.
Average RPI Loss:	63	RECORD	PCT. RANK	GAMES	SCHEDULE	OF SCHEDULE	RPI	RPI	RPI	RPI
DIV. I ONLY	13- 3	27	10- 1	316	124	115	115	14	14	
DIV. I NON-CONF.	9- 3	60	6- 1	296	126	100	100	16	16	
TOTALS	RPI 1-25	RPI 26-50	W-L RECORDS	RPI 51-100	RPI 101-150	RPI 150+				
13- 3	0- 1	0- 0	OVERALL	0- 2	0- 0	13- 0				
8- 1	0- 1	0- 0	HOME	0- 0	0- 0	8- 0				
5- 2	0- 0	0- 0	AWAY	0- 2	0- 0	5- 0				
0- 0	0- 0	0- 0	NEUTRAL	0- 0	0- 0	0- 0				
9- 3	0- 1	0- 0	NON-CONFERENCE	0- 2	0- 0	9- 0				
5- 1	0- 1	0- 0	HOME	0- 0	0- 0	5- 0				
4- 2	0- 0	0- 0	AWAY	0- 2	0- 0	4- 0				
0- 0	0- 0	0- 0	NEUTRAL	0- 0	0- 0	0- 0				
4- 0	0- 0	0- 0	CONFERENCE	0- 0	0- 0	4- 0				
3- 0	0- 0	0- 0	HOME	0- 0	0- 0	3- 0				
1- 0	0- 0	0- 0	AWAY	0- 0	0- 0	1- 0				
0- 0	0- 0	0- 0	NEUTRAL	0- 0	0- 0	0- 0				

RPI 1-25				RPI 26-50				RPI 51-100				RPI 101+ Team's RPI: 115			
RPI	S	Opponent	Score	RPI	S	Opponent	Score	RPI	S	Opponent	Score	RPI	S	Opponent	Score
21	H	Purdue	53 54					71	A	Dayton	38 69	172	A	Detroit	57 49
								98	A	Creighton	47 49	186	H	Akron	62 58
												197	A	Buffalo	79 59
												207	H	Western Ky.	86 62
												215	A	Youngstown St.	73 61
												250	A	Colorado St.	70 57
												256	H	Butler	71 61
												263	H	Ohio	61 49
												276	H	Austin Peay	72 38
												285	H	Jacksonville	83 53
												288	H	Evansville	71 54
												289	A	Wyoming	60 53
												317	H	Kent St.	76 57
LAST 12 Division I GAMES:															
197	A	Buffalo	79 59	98	A	Creighton	47 49	285	H	Jacksonville	83 53				
263	H	Ohio	61 49	276	H	Austin Peay	72 38	215	A	Youngstown St.	73 61				
186	H	Akron	62 58	256	H	Butler	71 61	250	A	Colorado St.	70 57				
317	H	Kent St.	76 57	207	H	Western Ky.	86 62								
250	A	Colorado St.	70 57												
289	A	Wyoming	60 53												

Non-Div I Games: Madonna 91 41

Bowling Green

■ Loss,
 ■ Non-Conf, S Site,
 ■ Home
 ■ Away
 N Neutral

Average RPI Win: 197	WON-LOST	WINNING	LAST 12	STRENGTH OF	OPP. STRENGTH	TEAM	ADJ.	CONF.	ADJ CONF.
Average RPI Loss: 142	RECORD	PCT. RANK	GAMES	SCHEDULE	OF SCHEDULE	RPI	RPI	RPI	RPI
DIV. I ONLY	11- 7	115	7- 5	173	211	144	144	10	10
DIV. I NON-CONF.	9- 3	60	5- 1	153	270	140	140	10	10

TOTALS	RPI 1-25	RPI 26-50	W-L RECORDS	RPI 51-100	RPI 101-150	RPI 150+			
11- 7	0- 0	0- 0	OVERALL	1- 2	3- 3	7- 2			
4- 5	0- 0	0- 0	HOME	1- 2	2- 2	1- 1			
6- 1	0- 0	0- 0	AWAY	0- 0	1- 0	5- 1			
1- 1	0- 0	0- 0	NEUTRAL	0- 0	0- 1	1- 0			
9- 3	0- 0	0- 0	NON-CONFERENCE	1- 0	2- 2	6- 1			
3- 2	0- 0	0- 0	HOME	1- 0	1- 1	1- 1			
5- 0	0- 0	0- 0	AWAY	0- 0	1- 0	4- 0			
1- 1	0- 0	0- 0	NEUTRAL	0- 0	0- 1	1- 0			
2- 4	0- 0	0- 0	CONFERENCE	0- 2	1- 1	1- 1			
1- 3	0- 0	0- 0	HOME	0- 2	1- 1	0- 0			
1- 1	0- 0	0- 0	AWAY	0- 0	0- 0	1- 1			
0- 0	0- 0	0- 0	NEUTRAL	0- 0	0- 0	0- 0			

RPI 1-25				RPI 26-50				RPI 51-100				RPI 101+ Team's RPI: 144			
RPI	S	Opponent	Score	RPI	S	Opponent	Score	RPI	S	Opponent	Score	RPI	S	Opponent	Score
								51	H	Missouri St.	70 79	107	A	Central Mich.	86 79
								63	H	Iowa	96 88	112	H	Eastern Ill.	58 59
								67	H	Wichita St.	58 71	118	N	Stetson	63 73
												121	H	Indiana St.	79 58
												136	H	Illinois St.	65 67
												141	H	Northern Colo.	59 49
												177	A	SIU Edwardsville	66 60
												219	H	Milwaukee	67 71
												220	A	Winthrop	71 61
												232	A	Northern Ill.	50 45
												256	A	Butler	71 63
												269	H	Western Ill.	93 64
												282	N	Niagara	68 43
												288	A	Evansville	59 71
												303	A	Southern Ill.	72 59
LAST 12 Division I GAMES:															
				121	H	Indiana St.	79 58					269	H	Western Ill.	93 64
				136	H	Illinois St.	65 67					63	H	Iowa	96 88
				288	A	Evansville	59 71					177	A	SIU Edwardsville	66 60
				303	A	Southern Ill.	72 59					107	A	Central Mich.	86 79
				67	H	Wichita St.	58 71					256	A	Butler	71 63
				51	H	Missouri St.	70 79					219	H	Milwaukee	67 71

Non-Div I Games:

Bradley

 Loss,
 Non-Conf,
 S Site,
 H Home
 A Away
N Neutral

Average RPI Win:	241	WON-LOST	WINNING	LAST 12	STRENGTH OF	OPP. STRENGTH	TEAM	ADJ.	CONF.	ADJ CONF.
Average RPI Loss:	184	RECORD	PCT. RANK	GAMES	SCHEDULE	OF SCHEDULE	RPI	RPI	RPI	RPI
DIV. I ONLY	8- 5	112	8- 3	309	288	206	206	12	12	
DIV. I NON-CONF.	8- 4	90	8- 2	313	310	222	222	15	15	
TOTALS	RPI 1-25	RPI 26-50	W-L RECORDS	RPI 51-100	RPI 101-150	RPI 150+				
8- 5	0- 0	0- 0	OVERALL	1- 1	1- 1	6- 3				
4- 3	0- 0	0- 0	HOME	1- 1	1- 1	2- 1				
3- 2	0- 0	0- 0	AWAY	0- 0	0- 0	3- 2				
1- 0	0- 0	0- 0	NEUTRAL	0- 0	0- 0	1- 0				
8- 4	0- 0	0- 0	NON-CONFERENCE	1- 0	1- 1	6- 3				
4- 2	0- 0	0- 0	HOME	1- 0	1- 1	2- 1				
3- 2	0- 0	0- 0	AWAY	0- 0	0- 0	3- 2				
1- 0	0- 0	0- 0	NEUTRAL	0- 0	0- 0	1- 0				
0- 1	0- 0	0- 0	CONFERENCE	0- 1	0- 0	0- 0				
0- 1	0- 0	0- 0	HOME	0- 1	0- 0	0- 0				
0- 0	0- 0	0- 0	AWAY	0- 0	0- 0	0- 0				
0- 0	0- 0	0- 0	NEUTRAL	0- 0	0- 0	0- 0				

RPI 1-25			RPI 26-50			RPI 51-100			RPI 101+			Team's RPI: 206
RPI	S	Opponent	Score	RPI	S	Opponent	Score	RPI	S	Opponent	Score	
						81	H Providence	70 57		101	H Albany (NY)	65 53
						97	H Yale	65 75		127	H Fairfield	55 63
										187	H New Hampshire	57 62
										196	A Bryant	49 64
										235	H Vermont	61 57
										278	A San Jose St.	61 47
										288	N Evansville	55 47
										310	A Rhode Island	53 40
										310	H Rhode Island	66 54
										315	A NJIT	66 70
										326	A Maine	61 59
LAST 12 Division I GAMES:												
						97	H Yale	65 75		127	H Fairfield	55 63
						310	A Rhode Island	53 40		326	A Maine	61 59
						278	A San Jose St.	61 47		288	N Evansville	55 47
						235	H Vermont	61 57		196	A Bryant	49 64
						81	H Providence	70 57		101	H Albany (NY)	65 53
						310	H Rhode Island	66 54		315	A NJIT	66 70

Non-Div I Games: Dominican (CA) 66 45

Brown

Average RPI Win: 252	WON-LOST	WINNING	LAST 12	STRENGTH OF	OPP. STRENGTH	TEAM	ADJ.	CONF.	ADJ CONF.
Average RPI Loss: 186	RECORD	PCT. RANK	GAMES	SCHEDULE	OF SCHEDULE	RPI	RPI	RPI	RPI
DIV. I ONLY	10- 6	106	7- 5	333	224	196	196	20	20
DIV. I NON-CONF.	7- 4	99	4- 3	339	253	261	261	23	23
TOTALS	RPI 1-25	RPI 26-50	W-L RECORDS	RPI 51-100	RPI 101-150	RPI 150+			
10- 6	0- 0	0- 0	OVERALL	0- 1	0- 1	10- 4			
6- 1	0- 0	0- 0	HOME	0- 0	0- 0	6- 1			
4- 5	0- 0	0- 0	AWAY	0- 1	0- 1	4- 3			
0- 0	0- 0	0- 0	NEUTRAL	0- 0	0- 0	0- 0			
7- 4	0- 0	0- 0	NON-CONFERENCE	0- 0	0- 1	7- 3			
4- 1	0- 0	0- 0	HOME	0- 0	0- 0	4- 1			
3- 3	0- 0	0- 0	AWAY	0- 0	0- 1	3- 2			
0- 0	0- 0	0- 0	NEUTRAL	0- 0	0- 0	0- 0			
3- 2	0- 0	0- 0	CONFERENCE	0- 1	0- 0	3- 1			
2- 0	0- 0	0- 0	HOME	0- 0	0- 0	2- 0			
1- 2	0- 0	0- 0	AWAY	0- 1	0- 0	1- 1			
0- 0	0- 0	0- 0	NEUTRAL	0- 0	0- 0	0- 0			

RPI S	Opponent	Score	RPI S	Opponent	Score	RPI S	Opponent	Score	RPI S	Opponent	Score	Team's RPI: 196
						80	A Quinnipiac	56 67	134	A Holy Cross	62 82	
									170	H Iona	53 66	
									172	H Robert Morris	75 71	
									178	H Saint Francis (PA)	57 52	
									190	A Boston College	42 68	
									206	H Brown	64 49	
									211	A Mt. St. Mary's	61 66	
									242	H Lafayette	56 48	
									243	A Central Conn. St.	68 62	
									244	A Dartmouth	63 45	
									291	H Army	64 54	
									310	H Rhode Island	75 62	
									311	A Colgate	76 74	
									326	A Maine	65 53	
									333	A Columbia	74 77	
LAST 12 Division I GAMES:												
211	A	Mt. St. Mary's	61	66	134	A	Holy Cross	62	82			
172	H	Robert Morris	75	71	242	H	Lafayette	56	48			
178	H	Saint Francis (PA)	57	52	244	A	Dartmouth	63	45			
291	H	Army	64	54	80	A	Quinnipiac	56	67			
333	A	Columbia	74	77	310	H	Rhode Island	75	62			
243	A	Central Conn. St.	68	62	190	A	Boston College	42	68			

Non-Div I Games:

Bryant

 Loss,
 Non-Conf,
 S Site,
 H Home
 A Away
N Neutral

Average RPI Win:	251	WON-LOST	WINNING	LAST 12	STRENGTH OF	OPP. STRENGTH	TEAM	ADJ.	CONF.	ADJ CONF.
Average RPI Loss:	211	RECORD	PCT. RANK	GAMES	SCHEDULE	OF SCHEDULE	RPI	RPI	RPI	RPI
DIV. I ONLY	2- 16	329	1- 11	325	279	341	341	29	29	
DIV. I NON-CONF.	2- 13	314	1- 8	306	255	338	338	31	31	
TOTALS	RPI 1-25	RPI 26-50	W-L RECORDS	RPI 51-100	RPI 101-150	RPI 150+				
2- 16	0- 0	0- 1	OVERALL	0- 2	0- 0	2- 13				
2- 7	0- 0	0- 1	HOME	0- 1	0- 0	2- 5				
0- 9	0- 0	0- 0	AWAY	0- 1	0- 0	0- 8				
0- 0	0- 0	0- 0	NEUTRAL	0- 0	0- 0	0- 0				
2- 13	0- 0	0- 1	NON-CONFERENCE	0- 2	0- 0	2- 10				
2- 5	0- 0	0- 1	HOME	0- 1	0- 0	2- 3				
0- 8	0- 0	0- 0	AWAY	0- 1	0- 0	0- 7				
0- 0	0- 0	0- 0	NEUTRAL	0- 0	0- 0	0- 0				
0- 3	0- 0	0- 0	CONFERENCE	0- 0	0- 0	0- 3				
0- 2	0- 0	0- 0	HOME	0- 0	0- 0	0- 2				
0- 1	0- 0	0- 0	AWAY	0- 0	0- 0	0- 1				
0- 0	0- 0	0- 0	NEUTRAL	0- 0	0- 0	0- 0				

RPI S	Opponent	Score	RPI S	Opponent	Score	RPI S	Opponent	Score	RPI S	Opponent	Score
			28 H	Penn St.	54 78	79 A	West Virginia	30 72	178 A	Saint Francis (PA)	53 70
						97 H	Yale	48 69	189 H	Fordham	49 39
									194 H	Canisius	47 55
									197 A	Buffalo	57 63
									203 A	Rider	43 63
									211 A	Mt. St. Mary's	46 58
									215 H	Youngstown St.	56 57
									242 H	Lafayette	45 49
									248 H	Morgan St.	52 54
									279 A	Cornell	45 65
									282 A	Niagara	55 61
									291 H	Army	64 67
									311 A	Colgate	66 73
									312 H	Saint Peter's	46 35
									315 A	NJIT	53 54
LAST 12 Division I GAMES:											
242 H	Lafayette	45 49	28 H	Penn St.	54 78						
311 A	Colgate	66 73	279 A	Cornell	45 65						
291 H	Army	64 67	189 H	Fordham	49 39						
97 H	Yale	48 69	315 A	NJIT	53 54						
211 A	Mt. St. Mary's	46 58	194 H	Canisius	47 55						
79 A	West Virginia	30 72	178 A	Saint Francis (PA)	53 70						

Non-Div I Games:

Bucknell

■ Loss,
 ■ Non-Conf, S Site,
 ■ Home
 ■ Away
 N Neutral

B
u
f
f
a
l
o

Buffalo				Through Games Of Sunday, January 15, 2012						
Average RPI Win:	262	WON-LOST	WINNING	LAST 12	STRENGTH OF	OPP. STRENGTH	TEAM	ADJ.	CONF.	ADJ CONF.
Average RPI Loss:	114	RECORD	PCT. RANK	GAMES	SCHEDULE	OF SCHEDULE	RPI	RPI	RPI	RPI
DIV. I ONLY		5- 13	276	3- 9	56	250	197	197	14	14
DIV. I NON-CONF.		5- 9	235	3- 5	66	223	206	206	16	16
<hr/>										
TOTALS	RPI 1-25	RPI 26-50		W-L RECORDS		RPI 51-100	RPI 101-150		RPI 150+	
5- 13	0- 1	0- 2		OVERALL		0- 4	0- 2		5- 4	
3- 3	0- 0	0- 0		HOME		0- 0	0- 1		3- 2	
1- 8	0- 1	0- 2		AWAY		0- 3	0- 1		1- 1	
1- 2	0- 0	0- 0		NEUTRAL		0- 1	0- 0		1- 1	
<hr/>										
5- 9	0- 1	0- 2		NON-CONFERENCE		0- 3	0- 1		5- 2	
3- 1	0- 0	0- 0		HOME		0- 0	0- 0		3- 1	
1- 6	0- 1	0- 2		AWAY		0- 2	0- 1		1- 0	
1- 2	0- 0	0- 0		NEUTRAL		0- 1	0- 0		1- 1	
<hr/>										
0- 4	0- 0	0- 0		CONFERENCE		0- 1	0- 1		0- 2	
0- 2	0- 0	0- 0		HOME		0- 0	0- 1		0- 1	
0- 2	0- 0	0- 0		AWAY		0- 1	0- 0		0- 1	
0- 0	0- 0	0- 0		NEUTRAL		0- 0	0- 0		0- 0	

B
u
f
f
a
l
o

RPI 1-25				RPI 26-50				RPI 51-100				RPI 101+ Team's RPI: 197			
RPI	S	Opponent	Score	RPI	S	Opponent	Score	RPI	S	Opponent	Score	RPI	S	Opponent	Score
5	A	Connecticut	34 90	46	A	St. Bonaventure	45 76	65	A	Miami (OH)	51 72	106	A	Syracuse	59 79
				48	A	Duquesne	46 90	71	N	Dayton	74 94	115	H	Bowling Green	59 79
								72	A	Howard	57 81	153	H	Wright St.	54 81
								92	A	Iowa St.	45 65	179	H	Oakland	69 65
												186	H	Akron	82 91
												194	H	Canisius	62 57
												256	N	Fairleigh Dickinson	54 63
												263	A	Ohio	64 73
												282	A	Niagara	65 54
												315	N	NJIT	66 53
												341	H	Bucknell	63 57
LAST 12 Division I GAMES:															
115	H	Bowling Green	59 79	179	H	Oakland	69 65	72	A	Howard	57 81	46	A	St. Bonaventure	45 76
186	H	Akron	82 91	65	A	Miami (OH)	51 72	194	H	Canisius	62 57	153	H	Wright St.	54 81
65	A	Miami (OH)	51 72	71	N	Dayton	74 94	92	A	Iowa St.	45 65	256	N	Fairleigh Dickinson	54 63
263	A	Ohio	64 73	48	A	Duquesne	46 90								
92	A	Iowa St.	45 65												
315	N	NJIT	66 53												

Non-Div I Games:

Buffalo

Average RPI Win: 237	WON-LOST	WINNING	LAST 12	STRENGTH OF	OPP. STRENGTH	TEAM	ADJ.	CONF.	ADJ CONF.
Average RPI Loss: 171	RECORD	PCT. RANK	GAMES	SCHEDULE	OF SCHEDULE	RPI	RPI	RPI	RPI
DIV. I ONLY	5- 10	247	4- 7	192	260	256	256	13	13
DIV. I NON-CONF.	3- 7	260	2- 4	164	219	249	249	18	18
TOTALS	RPI 1-25	RPI 26-50	W-L RECORDS	RPI 51-100	RPI 101-150	RPI 150+			
5- 10	0- 0	0- 0	OVERALL	0- 2	1- 3	4- 5			
4- 1	0- 0	0- 0	HOME	0- 0	0- 1	4- 0			
0- 7	0- 0	0- 0	AWAY	0- 0	0- 2	0- 5			
1- 2	0- 0	0- 0	NEUTRAL	0- 2	1- 0	0- 0			
3- 7	0- 0	0- 0	NON-CONFERENCE	0- 2	1- 3	2- 2			
2- 1	0- 0	0- 0	HOME	0- 0	0- 1	2- 0			
0- 4	0- 0	0- 0	AWAY	0- 0	0- 2	0- 2			
1- 2	0- 0	0- 0	NEUTRAL	0- 2	1- 0	0- 0			
2- 3	0- 0	0- 0	CONFERENCE	0- 0	0- 0	2- 3			
2- 0	0- 0	0- 0	HOME	0- 0	0- 0	2- 0			
0- 3	0- 0	0- 0	AWAY	0- 0	0- 0	0- 3			
0- 0	0- 0	0- 0	NEUTRAL	0- 0	0- 0	0- 0			

RPI 1-25			RPI 26-50			RPI 51-100			RPI 101+			Team's RPI: 256
RPI	S	Opponent	Score	RPI	S	Opponent	Score	RPI	S	Opponent	Score	
						92 N Iowa St.	44 64	115 A Bowling Green		61 71		
						94 N UNLV	39 62	121 A Indiana St.		46 49		
								144 H Bradley		63 71		
								145 N Harvard		69 68		
								153 A Wright St.		47 48		
								172 A Detroit		60 72		
								215 H Youngstown St.		73 64		
								247 H Ball St.		55 43		
								255 A Nevada		69 71		
								266 A IPFW		60 68		
								283 H Cleveland St.		67 43		
								294 H IUPUI		58 50		
								295 A Valparaiso		53 58		
LAST 12 Division I GAMES:												
295 A Valparaiso		53 58	247 H Ball St.		55 43							
283 H Cleveland St.		67 43	121 A Indiana St.		46 49							
215 H Youngstown St.		73 64	115 A Bowling Green		61 71							
153 A Wright St.		47 48	144 H Bradley		63 71							
172 A Detroit		60 72	92 N Iowa St.		44 64							
294 H IUPUI		58 50	255 A Nevada		69 71							

Non-Div I Games: Marian (IN) 74 39

Butler

CSU Bakersfield

Through Games Of Sunday, January 15, 2012

Average RPI Win:	205	WON-LOST	WINNING	LAST 12	STRENGTH OF	OPP. STRENGTH	TEAM	ADJ.	CONF.	ADJ CONF.
Average RPI Loss:	158	RECORD	PCT. RANK	GAMES	SCHEDULE	OF SCHEDULE	RPI	RPI	RPI	RPI
DIV. I ONLY	2- 18	331	1- 11	133	159	300	300	27	27	
DIV. I NON-CONF.	2- 18	321	1- 11	131	174	298	298	32	32	
TOTALS	RPI 1-25	RPI 26-50	W-L RECORDS	RPI 51-100	RPI 101-150	RPI 150+				
2- 18	0- 2	0- 2	OVERALL	0- 4	0- 1	2- 9				
1- 6	0- 0	0- 0	HOME	0- 2	0- 1	1- 3				
1- 9	0- 1	0- 1	AWAY	0- 2	0- 0	1- 5				
0- 3	0- 1	0- 1	NEUTRAL	0- 0	0- 0	0- 1				
2- 18	0- 2	0- 2	NON-CONFERENCE	0- 4	0- 1	2- 9				
1- 6	0- 0	0- 0	HOME	0- 2	0- 1	1- 3				
1- 9	0- 1	0- 1	AWAY	0- 2	0- 0	1- 5				
0- 3	0- 1	0- 1	NEUTRAL	0- 0	0- 0	0- 1				
0- 0	0- 0	0- 0	CONFERENCE	0- 0	0- 0	0- 0				
0- 0	0- 0	0- 0	HOME	0- 0	0- 0	0- 0				
0- 0	0- 0	0- 0	AWAY	0- 0	0- 0	0- 0				
0- 0	0- 0	0- 0	NEUTRAL	0- 0	0- 0	0- 0				

RPI 1-25				RPI 26-50				RPI 51-100				RPI 101+ Team's RPI: 300			
RPI	S	Opponent	Score	RPI	S	Opponent	Score	RPI	S	Opponent	Score	RPI	S	Opponent	Score
4	A	Stanford	48 90	31	A	California	56 86	74	A	Fresno St.	59 88	128	H	Pacific	73 96
7	N	Maryland	83 114	39	N	Texas Tech	63 81	78	H	Oregon St.	62 85	166	A	FIU	59 82
								90	A	San Diego	70 99	185	A	Santa Clara	87 93
								96	H	San Diego St.	60 74	201	H	UC Irvine	104 92
												209	A	Montana	64 56
												214	H	Cal St. Fullerton	58 67
												250	H	Colorado St.	63 65
												255	H	Nevada	76 85
												281	A	Sacramento St.	84 87
												306	A	UC Riverside	62 76
												309	N	Prairie View	64 69
												330	A	Weber St.	72 85
LAST 12 Division I GAMES:															
214	H	Cal St. Fullerton	58 67	4	A	Stanford	48 90	281	A	Sacramento St.	84 87				
255	H	Nevada	76 85	74	A	Fresno St.	59 88	78	H	Oregon St.	62 85				
96	H	San Diego St.	60 74	330	A	Weber St.	72 85	209	A	Montana	64 56				
250	H	Colorado St.	63 65												
39	N	Texas Tech	63 81												
90	A	San Diego	70 99												

Non-Div I Games: Southern Ore. 111 66

CSU Bakersfield

Loss, Non-Conf, S Site, H Home A Away N Neutral

Average RPI Win:	255	WON-LOST	WINNING	LAST 12	STRENGTH OF	OPP. STRENGTH	TEAM	ADJ.	CONF.	ADJ CONF.
Average RPI Loss:	118	RECORD	PCT. RANK	GAMES	SCHEDULE	OF SCHEDULE	RPI	RPI	RPI	RPI
DIV. I ONLY	6- 10	231	4- 8	152	213	204	204	18	18	
DIV. I NON-CONF.	3- 9	274	1- 7	91	178	181	181	12	12	
TOTALS	RPI 1-25	RPI 26-50	W-L RECORDS	RPI 51-100	RPI 101-150	RPI 150+				
6- 10	0- 0	0- 1	OVERALL	0- 5	0- 2	6- 2				
4- 3	0- 0	0- 0	HOME	0- 1	0- 1	4- 1				
2- 7	0- 0	0- 1	AWAY	0- 4	0- 1	2- 1				
0- 0	0- 0	0- 0	NEUTRAL	0- 0	0- 0	0- 0				
3- 9	0- 0	0- 1	NON-CONFERENCE	0- 5	0- 2	3- 1				
2- 2	0- 0	0- 0	HOME	0- 1	0- 1	2- 0				
1- 7	0- 0	0- 1	AWAY	0- 4	0- 1	1- 1				
0- 0	0- 0	0- 0	NEUTRAL	0- 0	0- 0	0- 0				
3- 1	0- 0	0- 0	CONFERENCE	0- 0	0- 0	3- 1				
2- 1	0- 0	0- 0	HOME	0- 0	0- 0	2- 1				
1- 0	0- 0	0- 0	AWAY	0- 0	0- 0	1- 0				
0- 0	0- 0	0- 0	NEUTRAL	0- 0	0- 0	0- 0				

RPI	S	Opponent	Score	RPI	S	Opponent	Score	RPI	S	Opponent	Score	RPI	S	Opponent	Score	Team's RPI: 204
40	A	St. Mary's (CA)	62 65	74	H	Fresno St.	76 79	113	H	Pepperdine	78 80	130	A	Oregon	93 102	
				77	A	LIU Brooklyn	61 69	191	H	UC Santa Barbara	61 58	201	H	UC Irvine	60 62	
				86	A	Sacred Heart	69 89	214	A	Cal St. Fullerton	76 69	267	A	San Francisco	82 66	
				90	A	San Diego	52 69	270	A	Loyola Marymount	72 73	276	H	Austin Peay	79 69	
				96	A	San Diego St.	78 79	278	H	San Jose St.	71 55	306	H	UC Riverside	71 43	
LAST 12 Division I GAMES:																
201	H	UC Irvine	60 62	90	A	San Diego	52 69									
306	H	UC Riverside	71 43	77	A	LIU Brooklyn	61 69									
214	A	Cal St. Fullerton	76 69	86	A	Sacred Heart	69 89									
191	H	UC Santa Barbara	61 58	40	A	St. Mary's (CA)	62 65									
96	A	San Diego St.	78 79	113	H	Pepperdine	78 80									
270	A	Loyola Marymount	72 73	278	H	San Jose St.	71 55									

Non-Div I Games:

Cal Poly

■ Loss,
 ■ Non-Conf,
 ■ S Site,
 ■ H Home
 ■ A Away
 N Neutral

Average RPI Win:	232	WON-LOST	WINNING	LAST 12	STRENGTH OF	OPP. STRENGTH	TEAM	ADJ.	CONF.	ADJ CONF.
Average RPI Loss:	172	RECORD	PCT. RANK	GAMES	SCHEDULE	OF SCHEDULE	RPI	RPI	RPI	RPI
DIV. I ONLY	8- 8	166	5- 7	311	132	214	214	18	18	
DIV. I NON-CONF.	7- 5	122	4- 4	328	143	248	248	12	12	
TOTALS	RPI 1-25	RPI 26-50	W-L RECORDS	RPI 51-100	RPI 101-150	RPI 150+				
8- 8	0- 0	0- 1	OVERALL	1- 1	1- 1	6- 5				
3- 3	0- 0	0- 1	HOME	0- 0	1- 0	2- 2				
5- 4	0- 0	0- 0	AWAY	1- 1	0- 1	4- 2				
0- 1	0- 0	0- 0	NEUTRAL	0- 0	0- 0	0- 1				
7- 5	0- 0	0- 1	NON-CONFERENCE	0- 1	1- 0	6- 3				
3- 1	0- 0	0- 1	HOME	0- 0	1- 0	2- 0				
4- 3	0- 0	0- 0	AWAY	0- 1	0- 0	4- 2				
0- 1	0- 0	0- 0	NEUTRAL	0- 0	0- 0	0- 1				
1- 3	0- 0	0- 0	CONFERENCE	1- 0	0- 1	0- 2				
0- 2	0- 0	0- 0	HOME	0- 0	0- 0	0- 2				
1- 1	0- 0	0- 0	AWAY	1- 0	0- 1	0- 0				
0- 0	0- 0	0- 0	NEUTRAL	0- 0	0- 0	0- 0				

RPI 1-25				RPI 26-50				RPI 51-100				RPI 101+				Team's RPI: 214	
RPI	S	Opponent	Score	RPI	S	Opponent	Score	RPI	S	Opponent	Score	RPI	S	Opponent	Score		
				35	H	Gonzaga	60 73	75	A	Arizona St.	49 63	113	H	Pepperdine	65 51		
								95	A	UC Davis	58 50	128	A	Pacific	67 72		
												164	A	SMU	63 75		
												191	H	UC Santa Barbara	37 39		
												204	H	Cal Poly	69 76		
												255	H	Nevada	76 74		
												267	A	San Francisco	55 50		
												270	H	Loyola Marymount	79 52		
												278	A	San Jose St.	81 65		
												280	N	Tennessee St.	48 61		
												281	A	Sacramento St.	81 64		
												298	A	Northern Ariz.	54 64		
												300	A	CSU Bakersfield	67 58		
LAST 12 Division I GAMES:																	
				300	A	CSU Bakersfield	67 58	267	A	San Francisco	55 50						
				191	H	UC Santa Barbara	37 39	255	H	Nevada	76 74						
				204	H	Cal Poly	69 76	75	A	Arizona St.	49 63						
				95	A	UC Davis	58 50	298	A	Northern Ariz.	54 64						
				128	A	Pacific	67 72	35	H	Gonzaga	60 73						
				278	A	San Jose St.	81 65	280	N	Tennessee St.	48 61						

Non-Div I Games:

Cal St. Fullerton

■ Loss,
 ■ Non-Conf,
 ■ S Site,
 ■ H Home
 ■ A Away
 N Neutral

Carroll College				Through Games Of Sunday, January 18, 1914						
Average RPI Win:	233	WON-LOST	WINNING	LAST 12	STRENGTH OF	OPP. STRENGTH	TEAM	ADJ.	CONF.	ADJ CONF.
Average RPI Loss:	117	RECORD	PCT. RANK	GAMES	SCHEDULE	OF SCHEDULE	RPI	RPI	RPI	RPI
DIV. I ONLY	9- 8	154	6- 6	232	134	163	163	18	18	
DIV. I NON-CONF.	5- 7	207	2- 5	228	98	152	152	12	12	
TOTALS	RPI 1-25	RPI 26-50	W-L RECORDS	RPI 51-100	RPI 101-150	RPI 150+				
9- 8	0- 0	0- 0	OVERALL	1- 3	1- 3	7- 2				
5- 2	0- 0	0- 0	HOME	1- 1	0- 0	4- 1				
4- 6	0- 0	0- 0	AWAY	0- 2	1- 3	3- 1				
0- 0	0- 0	0- 0	NEUTRAL	0- 0	0- 0	0- 0				
5- 7	0- 0	0- 0	NON-CONFERENCE	1- 2	0- 3	4- 2				
3- 2	0- 0	0- 0	HOME	1- 1	0- 0	2- 1				
2- 5	0- 0	0- 0	AWAY	0- 1	0- 3	2- 1				
0- 0	0- 0	0- 0	NEUTRAL	0- 0	0- 0	0- 0				
4- 1	0- 0	0- 0	CONFERENCE	0- 1	1- 0	3- 0				
2- 0	0- 0	0- 0	HOME	0- 0	0- 0	2- 0				
2- 1	0- 0	0- 0	AWAY	0- 1	1- 0	1- 0				
0- 0	0- 0	0- 0	NEUTRAL	0- 0	0- 0	0- 0				

RPI 1-25				RPI 26-50				RPI 51-100				RPI 101+				Team's RPI: 163	
RPI	S	Opponent	Score	RPI	S	Opponent	Score	RPI	S	Opponent	Score	RPI	S	Opponent	Score		
								74	H	Fresno St.	61 70	103	A	Washington	67 73		
								78	A	Oregon St.	63 83	113	A	Pepperdine	64 68		
								79	H	West Virginia	48 47	128	A	Pacific	72 68		
								95	A	UC Davis	53 55	130	A	Oregon	75 79		
												159	A	Portland	66 73		
												185	H	Santa Clara	72 90		
												201	H	UC Irvine	55 49		
												253	A	Long Beach St.	57 50		
												267	A	San Francisco	67 59		
												270	A	Loyola Marymount	79 62		
												278	H	San Jose St.	85 55		
												306	H	UC Riverside	63 55		
												311	H	Colgate	71 60		
LAST 12 Division I GAMES:																	
				128	A	Pacific	72 68	130	A	Oregon	75 79						
				95	A	UC Davis	53 55	74	H	Fresno St.	61 70						
				253	A	Long Beach St.	57 50	278	H	San Jose St.	85 55						
				306	H	UC Riverside	63 55	113	A	Pepperdine	64 68						
				201	H	UC Irvine	55 49	185	H	Santa Clara	72 90						
				159	A	Portland	66 73	79	H	West Virginia	48 47						

Non-Div I Games:

Cal St. Northridge

Loss, Non-Conf, S Site, H Home A Away N Neutral

California

Average RPI Win: 152				Through Games Of Sunday, January 15, 2012					
Average RPI Loss: 33				WON-LOST	WINNING	LAST 12	STRENGTH OF	OPP. STRENGTH	TEAM
				RECORD	PCT. RANK	GAMES	SCHEDULE	OF SCHEDULE	RPI
DIV. I ONLY				13- 5	60	9- 3	60	19	31
DIV. I NON-CONF.				9- 3	60	5- 1	71	20	38
TOTALS				RPI 1-25	RPI 26-50	W-L RECORDS	RPI 51-100	RPI 101-150	RPI 150+
13- 5				0- 3	2- 0	OVERALL	2- 2	4- 0	5- 0
8- 1				0- 1	0- 0	HOME	2- 0	2- 0	4- 0
4- 3				0- 2	1- 0	AWAY	0- 1	2- 0	1- 0
1- 1				0- 0	1- 0	NEUTRAL	0- 1	0- 0	0- 0
9- 3				0- 2	2- 0	NON-CONFERENCE	1- 1	1- 0	5- 0
6- 1				0- 1	0- 0	HOME	1- 0	1- 0	4- 0
2- 1				0- 1	1- 0	AWAY	0- 0	0- 0	1- 0
1- 1				0- 0	1- 0	NEUTRAL	0- 1	0- 0	0- 0
4- 2				0- 1	0- 0	CONFERENCE	1- 1	3- 0	0- 0
2- 0				0- 0	0- 0	HOME	1- 0	1- 0	0- 0
2- 2				0- 1	0- 0	AWAY	0- 1	2- 0	0- 0
0- 0				0- 0	0- 0	NEUTRAL	0- 0	0- 0	0- 0

RPI 1-25				RPI 26-50				RPI 51-100				RPI 101+			
RPI	S	Opponent	Score	RPI	S	Opponent	Score	RPI	S	Opponent	Score	RPI	S	Opponent	Score
9	A	Rutgers	70 73	37	N	Virginia	59 50	55	N	Texas	60 61	104	H	Illinois	80 56
13	H	Ohio St.	75 77	40	A	St. Mary's (CA)	65 55	69	A	UCLA	55 60	109	A	Colorado	68 55
17	A	Southern California	54 74					78	H	Oregon St.	73 56	130	H	Oregon	90 67
								94	H	UNLV	70 48	142	A	Utah	63 56
												185	H	Santa Clara	75 58
												226	A	Hawaii	69 54
												244	H	Dartmouth	80 39
												281	H	Sacramento St.	85 61
												300	H	CSU Bakersfield	86 56
LAST 12 Division I GAMES:															
142	A	Utah	63 56	244	H	Dartmouth	80 39								
109	A	Colorado	68 55	13	H	Ohio St.	75 77								
130	H	Oregon	90 67	185	H	Santa Clara	75 58								
78	H	Oregon St.	73 56	40	A	St. Mary's (CA)	65 55								
17	A	Southern California	54 74	94	H	UNLV	70 48								
69	A	UCLA	55 60	300	H	CSU Bakersfield	86 56								

Non-Div I Games:

California

■ Loss,
 ■ Non-Conf, S Site,
 ■ Home
 ■ Away
 N Neutral

Average RPI Win:	298	WON-LOST	WINNING	LAST 12	STRENGTH OF	OPP. STRENGTH	TEAM	ADJ.	CONF.	ADJ CONF.
Average RPI Loss:	165	RECORD	PCT. RANK	GAMES	SCHEDULE	OF SCHEDULE	RPI	RPI	RPI	RPI
DIV. I ONLY	7- 7	166	4- 7	336	281	246	246	28	28	
DIV. I NON-CONF.	5- 4	136	2- 4	330	324	254	254	29	29	
TOTALS	RPI 1-25	RPI 26-50	W-L RECORDS	RPI 51-100	RPI 101-150	RPI 150+				
7- 7	0- 0	0- 0	OVERALL	0- 1	0- 2	7- 4				
4- 0	0- 0	0- 0	HOME	0- 0	0- 0	4- 0				
1- 7	0- 0	0- 0	AWAY	0- 1	0- 2	1- 4				
2- 0	0- 0	0- 0	NEUTRAL	0- 0	0- 0	2- 0				
5- 4	0- 0	0- 0	NON-CONFERENCE	0- 1	0- 1	5- 2				
2- 0	0- 0	0- 0	HOME	0- 0	0- 0	2- 0				
1- 4	0- 0	0- 0	AWAY	0- 1	0- 1	1- 2				
2- 0	0- 0	0- 0	NEUTRAL	0- 0	0- 0	2- 0				
2- 3	0- 0	0- 0	CONFERENCE	0- 0	0- 1	2- 2				
2- 0	0- 0	0- 0	HOME	0- 0	0- 0	2- 0				
0- 3	0- 0	0- 0	AWAY	0- 0	0- 1	0- 2				
0- 0	0- 0	0- 0	NEUTRAL	0- 0	0- 0	0- 0				

RPI 1-25			RPI 26-50			RPI 51-100			RPI 101+			Team's RPI: 246
RPI	S	Opponent	Score	RPI	S	Opponent	Score	RPI	S	Opponent	Score	
						89 A	UNC Wilmington	73 79	118 A	Stetson	55 70	
									133 A	High Point	65 77	
									165 A	Liberty	61 90	
									183 A	Georgia St.	56 70	
									228 A	Elon	88 89	
									241 A	Radford	70 80	
									251 H	Longwood	48 33	
									252 H	Western Caro.	59 43	
									286 N	Eastern Ky.	64 52	
									301 H	Gardner-Webb	62 52	
									321 H	UNC Asheville	82 62	
									336 N	Bethune-Cookman	62 46	
									342 A	N.C. Central	59 41	
LAST 12 Division I GAMES:												
133 A		High Point	65 77	118 A		Stetson	55 70					
165 A		Liberty	61 90	228 A		Elon	88 89					
241 A		Radford	70 80	89 A		UNC Wilmington	73 79					
321 H		UNC Asheville	82 62	286 N		Eastern Ky.	64 52					
301 H		Gardner-Webb	62 52	183 A		Georgia St.	56 70					
336 N		Bethune-Cookman	62 46	251 H		Longwood	48 33					

Non-Div I Games: Montreat 75 58 Winston-Salem 72 60

Campbell

Loss, Non-Conf, S Site, H Home A Away N Neutral

Average RPI Win:	255	WON-LOST	WINNING	LAST 12	STRENGTH OF	OPP. STRENGTH	TEAM	ADJ.	CONF.	ADJ CONF.
Average RPI Loss:	120	RECORD	PCT. RANK	GAMES	SCHEDULE	OF SCHEDULE	RPI	RPI	RPI	RPI
DIV. I ONLY	8- 9	183	6- 6	238	217	194	194	22	22	
DIV. I NON-CONF.	6- 5	141	4- 2	225	201	186	186	21	21	
TOTALS	RPI 1-25	RPI 26-50	W-L RECORDS	RPI 51-100	RPI 101-150	RPI 150+				
8- 9	0- 1	0- 3	OVERALL	0- 1	1- 1	7- 3				
5- 2	0- 0	0- 1	HOME	0- 1	1- 0	4- 0				
3- 7	0- 1	0- 2	AWAY	0- 0	0- 1	3- 3				
0- 0	0- 0	0- 0	NEUTRAL	0- 0	0- 0	0- 0				
6- 5	0- 1	0- 2	NON-CONFERENCE	0- 1	1- 0	5- 1				
3- 2	0- 0	0- 1	HOME	0- 1	1- 0	2- 0				
3- 3	0- 1	0- 1	AWAY	0- 0	0- 0	3- 1				
0- 0	0- 0	0- 0	NEUTRAL	0- 0	0- 0	0- 0				
2- 4	0- 0	0- 1	CONFERENCE	0- 0	0- 1	2- 2				
2- 0	0- 0	0- 0	HOME	0- 0	0- 0	2- 0				
0- 4	0- 0	0- 1	AWAY	0- 0	0- 1	0- 2				
0- 0	0- 0	0- 0	NEUTRAL	0- 0	0- 0	0- 0				

RPI 1-25				RPI 26-50				RPI 51-100				RPI 101+ Team's RPI: 194			
RPI	S	Opponent	Score	RPI	S	Opponent	Score	RPI	S	Opponent	Score	RPI	S	Opponent	Score
13	A	Ohio St.	41 84	42	A	Towson	50 64	100	H	Eastern Mich.	53 65	101	H	Albany (NY)	64 60
				45	A	Marist	57 69					127	A	Fairfield	43 55
				46	H	St. Bonaventure	58 74					170	H	Iona	85 74
												184	A	Manhattan	51 73
												197	A	Buffalo	57 62
												205	A	Md.-East. Shore	45 43
												279	H	Cornell	62 45
												311	H	Colgate	63 42
												312	H	Saint Peter's	59 54
												317	A	Kent St.	81 64
												329	A	Siena	61 67
												341	A	Bucknell	55 47
LAST 12 Division I GAMES:															
127	A	Fairfield	43 55	279	H	Cornell	62 45								
184	A	Manhattan	51 73	101	H	Albany (NY)	64 60								
170	H	Iona	85 74	317	A	Kent St.	81 64								
312	H	Saint Peter's	59 54	13	A	Ohio St.	41 84								
45	A	Marist	57 69	197	A	Buffalo	57 62								
329	A	Siena	61 67	311	H	Colgate	63 42								

Non-Div I Games:

Canisius

Average RPI Win: 207		WON-LOST	WINNING	LAST 12	STRENGTH OF	OPP. STRENGTH	TEAM	ADJ.	CONF.	ADJ CONF.
Average RPI Loss: 85		RECORD	PCT. RANK	GAMES	SCHEDULE	OF SCHEDULE	RPI	RPI	RPI	RPI
DIV. I ONLY		8- 4	78	5- 4	179	123	108	108	24	24
DIV. I NON-CONF.		6- 3	90	3- 3	140	60	84	84	26	26
TOTALS	RPI 1-25	RPI 26-50		W-L RECORDS		RPI 51-100	RPI 101-150	RPI 150+		
8- 4	0- 1	0- 1		OVERALL		0- 0	3- 1	5- 1		
5- 0	0- 0	0- 0		HOME		0- 0	1- 0	4- 0		
1- 2	0- 0	0- 1		AWAY		0- 0	1- 0	0- 1		
2- 2	0- 1	0- 0		NEUTRAL		0- 0	1- 1	1- 0		
6- 3	0- 1	0- 1		NON-CONFERENCE		0- 0	2- 1	4- 0		
4- 0	0- 0	0- 0		HOME		0- 0	1- 0	3- 0		
0- 1	0- 0	0- 1		AWAY		0- 0	0- 0	0- 0		
2- 2	0- 1	0- 0		NEUTRAL		0- 0	1- 1	1- 0		
2- 1	0- 0	0- 0		CONFERENCE		0- 0	1- 0	1- 1		
1- 0	0- 0	0- 0		HOME		0- 0	0- 0	1- 0		
1- 1	0- 0	0- 0		AWAY		0- 0	1- 0	0- 1		
0- 0	0- 0	0- 0		NEUTRAL		0- 0	0- 0	0- 0		

RPI 1-25				RPI 26-50				RPI 51-100				RPI 101+				Team's RPI: 108	
RPI	S	Opponent	Score	RPI	S	Opponent	Score	RPI	S	Opponent	Score	RPI	S	Opponent	Score		
18	N	Georgia Tech	61 67	39	A	Texas Tech	43 76					126	N	UMKC	60 64		
												133	N	High Point	69 56		
												139	A	Lamar	62 37		
												147	H	UT Martin	69 65		
												157	A	Stephen F. Austin	45 54		
												180	H	Alabama	58 46		
												198	H	Indiana	58 46		
												261	H	Ark.-Pine Bluff	61 38		
												268	N	La.-Monroe	73 55		
												328	H	Northwestern St.	84 43		
LAST 12 Division I GAMES:																	
				328	H	Northwestern St.	84 43	147	H	UT Martin	69 65						
				157	A	Stephen F. Austin	45 54	126	N	UMKC	60 64						
				139	A	Lamar	62 37	39	A	Texas Tech	43 76						
				261	H	Ark.-Pine Bluff	61 38	268	N	La.-Monroe	73 55						
				18	N	Georgia Tech	61 67	180	H	Alabama	58 46						
				133	N	High Point	69 56	198	H	Indiana	58 46						

[illegible]

■ Loss, ■ Non-Conf, S Site, H Home A Away N Neutral

Average RPI Win:	263	WON-LOST	WINNING	LAST 12	STRENGTH OF	OPP. STRENGTH	TEAM	ADJ.	CONF.	ADJ CONF.
Average RPI Loss:	120	RECORD	PCT. RANK	GAMES	SCHEDULE	OF SCHEDULE	RPI	RPI	RPI	RPI
DIV. I ONLY	7- 9	207	4- 8	259	180	243	243	20	20	
DIV. I NON-CONF.	6- 5	141	3- 4	274	114	259	259	23	23	
TOTALS	RPI 1-25	RPI 26-50	W-L RECORDS	RPI 51-100	RPI 101-150	RPI 150+				
7- 9	0- 0	0- 2	OVERALL	0- 2	1- 1	6- 4				
5- 4	0- 0	0- 0	HOME	0- 1	1- 0	4- 3				
2- 4	0- 0	0- 1	AWAY	0- 1	0- 0	2- 1				
0- 1	0- 0	0- 0	NEUTRAL	0- 0	0- 1	0- 0				
6- 5	0- 0	0- 2	NON-CONFERENCE	0- 1	1- 1	5- 1				
5- 0	0- 0	0- 0	HOME	0- 0	1- 0	4- 0				
1- 4	0- 0	0- 2	AWAY	0- 1	0- 0	1- 1				
0- 1	0- 0	0- 0	NEUTRAL	0- 0	0- 1	0- 0				
1- 4	0- 0	0- 0	CONFERENCE	0- 1	0- 0	1- 3				
0- 4	0- 0	0- 0	HOME	0- 1	0- 0	0- 3				
1- 0	0- 0	0- 0	AWAY	0- 0	0- 0	1- 0				
0- 0	0- 0	0- 0	NEUTRAL	0- 0	0- 0	0- 0				

RPI S	Opponent	Score	RPI S	Opponent	Score	RPI S	Opponent	Score	RPI S	Opponent	Score	Team's RPI: 243
30	A Hofstra	60 67	32	A James Madison	64 71	83	A Hartford	56 65	116	N Auburn	40 49	
									134	H Holy Cross	63 54	
									172	H Robert Morris	72 86	
									178	H Saint Francis (PA)	47 57	
									187	H New Hampshire	83 44	
									190	A Boston College	49 57	
									196	H Bryant	62 68	
									218	A Massachusetts	58 55	
									310	H Rhode Island	50 45	
									326	H Maine	53 48	
									329	H Siena	51 47	
									334	A Wagner	69 57	
LAST 12 Division I GAMES:												
334	A Wagner	69 57	30	A Hofstra	60 67							
178	H Saint Francis (PA)	47 57	32	A James Madison	64 71							
172	H Robert Morris	72 86	329	H Siena	51 47							
190	A Boston College	49 57	310	H Rhode Island	50 45							
196	H Bryant	62 68	86	H Sacred Heart	40 53							
116	N Auburn	40 49	134	H Holy Cross	63 54							

Non-Div I Games:

Central Conn. St.

■ Loss,
 ■ Non-Conf,
 ■ S Site,
 ■ H Home
 ■ A Away
 N Neutral

Average RPI Win:	196	WON-LOST	WINNING	LAST 12	STRENGTH OF	OPP. STRENGTH	TEAM	ADJ.	CONF.	ADJ CONF.
Average RPI Loss:	110	RECORD	PCT. RANK	GAMES	SCHEDULE	OF SCHEDULE	RPI	RPI	RPI	RPI
DIV. I ONLY	10- 7	125	9- 3	129	117	107	107	14	14	
DIV. I NON-CONF.	7- 6	154	6- 2	83	91	80	80	16	16	
TOTALS	RPI 1-25	RPI 26-50	W-L RECORDS	RPI 51-100	RPI 101-150	RPI 150+				
10- 7	1- 0	0- 1	OVERALL	1- 1	1- 4	7- 1				
3- 2	1- 0	0- 1	HOME	0- 0	0- 1	2- 0				
4- 3	0- 0	0- 0	AWAY	1- 0	1- 2	2- 1				
3- 2	0- 0	0- 0	NEUTRAL	0- 1	0- 1	3- 0				
7- 6	1- 0	0- 1	NON-CONFERENCE	1- 1	1- 3	4- 1				
1- 2	1- 0	0- 1	HOME	0- 0	0- 1	0- 0				
3- 2	0- 0	0- 0	AWAY	1- 0	1- 1	1- 1				
3- 2	0- 0	0- 0	NEUTRAL	0- 1	0- 1	3- 0				
3- 1	0- 0	0- 0	CONFERENCE	0- 0	0- 1	3- 0				
2- 0	0- 0	0- 0	HOME	0- 0	0- 0	2- 0				
1- 1	0- 0	0- 0	AWAY	0- 0	0- 1	1- 0				
0- 0	0- 0	0- 0	NEUTRAL	0- 0	0- 0	0- 0				

RPI 1-25				RPI 26-50				RPI 51-100				RPI 101+ Team's RPI: 107			
RPI	S	Opponent	Score	RPI	S	Opponent	Score	RPI	S	Opponent	Score	RPI	S	Opponent	Score
21	H	Purdue	75 62	47	H	Northwestern	60 69	54	N	Hampton	51 77	102	N	South Fla.	80 86
								67	A	Wichita St.	58 49	117	A	Toledo	53 58
												135	A	Pittsburgh	70 77
												140	A	Ole Miss	78 75
												144	H	Bradley	79 86
												153	A	Wright St.	65 60
												172	A	Robert Morris	55 64
												230	N	Col. of Charleston	72 69
												232	A	Northern Ill.	86 67
												247	H	Ball St.	84 66
												251	N	Longwood	70 59
												304	H	Western Mich.	93 85
												319	N	Southeast Mo. St.	100 59
LAST 12 Division I GAMES:															
247	H	Ball St.	84 66	153	A	Wright St.	65 60								
304	H	Western Mich.	93 85	251	N	Longwood	70 59								
117	A	Toledo	53 58	319	N	Southeast Mo. St.	100 59								
232	A	Northern Ill.	86 67	140	A	Ole Miss	78 75								
230	N	Col. of Charleston	72 69	21	H	Purdue	75 62								
54	N	Hampton	51 77	144	H	Bradley	79 86								

Non-Div I Games: Alas. Anchorage 90 84

Central Mich.

Charleston So.

Through Games Of Sunday, January 15, 2012

Average RPI Win:	247	WON-LOST	WINNING	LAST 12	STRENGTH OF	OPP. STRENGTH	TEAM	ADJ.	CONF.	ADJ CONF.
Average RPI Loss:	183	RECORD	PCT. RANK	GAMES	SCHEDULE	OF SCHEDULE	RPI	RPI	RPI	RPI
DIV. I ONLY	8- 5	112	7- 4	334	150	195	195	28	28	
DIV. I NON-CONF.	4- 4	162	3- 3	316	77	171	171	29	29	
TOTALS	RPI 1-25	RPI 26-50	W-L RECORDS	RPI 51-100	RPI 101-150	RPI 150+				
8- 5	0- 0	0- 1	OVERALL	0- 1	0- 0	8- 3				
4- 1	0- 0	0- 0	HOME	0- 1	0- 0	4- 0				
3- 4	0- 0	0- 0	AWAY	0- 0	0- 0	3- 3				
1- 0	0- 0	0- 0	NEUTRAL	0- 0	0- 0	1- 0				
4- 4	0- 0	0- 1	NON-CONFERENCE	0- 1	0- 0	4- 2				
1- 1	0- 0	0- 0	HOME	0- 1	0- 0	1- 0				
2- 3	0- 0	0- 1	AWAY	0- 0	0- 0	2- 2				
1- 0	0- 0	0- 0	NEUTRAL	0- 0	0- 0	1- 0				
4- 1	0- 0	0- 0	CONFERENCE	0- 0	0- 0	4- 1				
3- 0	0- 0	0- 0	HOME	0- 0	0- 0	3- 0				
1- 1	0- 0	0- 0	AWAY	0- 0	0- 0	1- 1				
0- 0	0- 0	0- 0	NEUTRAL	0- 0	0- 0	0- 0				

RPI 1-25			RPI 26-50			RPI 51-100			RPI 101+			Team's RPI: 195
RPI	S	Opponent	Score	RPI	S	Opponent	Score	RPI	S	Opponent	Score	
				29	A	Florida	59 83	89	H	UNC Wilmington	70 72	
								168	H	Furman	80 78	
								220	H	Winthrop	83 78	
								225	A	South Carolina St.	65 68	
								227	A	Clemson	82 77	
								230	A	Col. of Charleston	64 45	
								241	H	Radford	79 69	
								252	A	Western Caro.	65 69	
								264	H	Presbyterian	76 67	
								301	A	Gardner-Webb	63 53	
								321	A	UNC Asheville	68 75	
								326	N	Maine	78 63	
LAST 12 Division I GAMES:												
241	H	Radford	79 69	29	A	Florida	59 83	227	A	Clemson	82 77	
321	A	UNC Asheville	68 75	89	H	UNC Wilmington	70 72	230	A	Col. of Charleston	64 45	
301	A	Gardner-Webb	63 53					225	A	South Carolina St.	65 68	
220	H	Winthrop	83 78					252	A	Western Caro.	65 69	
264	H	Presbyterian	76 67									
326	N	Maine	78 63									

Non-Div I Games: Southern Wesleyan 115 57 Voorhees 67 39 Bluefield Col. 81 43

Charleston So.

Loss, Non-Conf, S Site, H Home A Away N Neutral

Average RPI Win:	204	WON-LOST	WINNING	LAST 12	STRENGTH OF	OPP. STRENGTH	TEAM	ADJ.	CONF.	ADJ CONF.
Average RPI Loss:	62	RECORD	PCT. RANK	GAMES	SCHEDULE	OF SCHEDULE	RPI	RPI	RPI	RPI
DIV. I ONLY	11- 6	92	6- 6	136	85	91	91	9	9	
DIV. I NON-CONF.	8- 6	129	3- 6	75	71	62	62	9	9	
TOTALS	RPI 1-25	RPI 26-50	W-L RECORDS	RPI 51-100	RPI 101-150	RPI 150+				
11- 6	0- 1	0- 2	OVERALL	1- 2	1- 1	9- 0				
6- 1	0- 0	0- 0	HOME	0- 1	0- 0	6- 0				
4- 3	0- 1	0- 1	AWAY	1- 0	0- 0	3- 0				
1- 2	0- 0	0- 1	NEUTRAL	0- 0	1- 1	0- 0				
8- 6	0- 1	0- 2	NON-CONFERENCE	1- 2	1- 1	6- 0				
5- 1	0- 0	0- 0	HOME	0- 1	0- 0	5- 0				
2- 3	0- 1	0- 1	AWAY	1- 1	0- 0	1- 0				
1- 2	0- 0	0- 1	NEUTRAL	0- 0	1- 1	0- 0				
3- 0	0- 0	0- 0	CONFERENCE	0- 0	0- 0	3- 0				
1- 0	0- 0	0- 0	HOME	0- 0	0- 0	1- 0				
2- 0	0- 0	0- 0	AWAY	0- 0	0- 0	2- 0				
0- 0	0- 0	0- 0	NEUTRAL	0- 0	0- 0	0- 0				

RPI 1-25				RPI 26-50				RPI 51-100				Team's RPI: 91	RPI 101+			
RPI	S	Opponent	Score	RPI	S	Opponent	Score	RPI	S	Opponent	Score		RPI	S	Opponent	Score
13	A	Ohio St.	58 88	29	N	Florida	73 82	77	A	LIU Brooklyn	72 81		101	N	Albany (NY)	61 59
				49	A	Florida St.	62 64	85	A	VCU	68 58		116	N	Auburn	58 68
								89	H	UNC Wilmington	73 74		168	H	Furman	89 53
													176	A	Virginia Tech	71 65
													198	A	Xavier	58 54
													228	H	Elon	89 58
													234	A	George Washington	61 60
													245	H	Arkansas St.	78 48
													264	H	Presbyterian	58 42
													272	H	Saint Louis	61 52
													274	H	N.C. A&T	87 63
LAST 12 Division I GAMES:																
234	A	George Washington	61 60	274	H	N.C. A&T	87 63									
272	H	Saint Louis	61 52	13	A	Ohio St.	58 88									
198	A	Xavier	58 54	89	H	UNC Wilmington	73 74									
168	H	Furman	89 53	49	A	Florida St.	62 64									
101	N	Albany (NY)	61 59	29	N	Florida	73 82									
116	N	Auburn	58 68	77	A	LIU Brooklyn	72 81									

Non-Div I Games:

Charlotte

Chattanooga

Through Games Of Sunday, January 15, 2012

Average RPI Win:	226	WON-LOST	WINNING	LAST 12	STRENGTH OF	OPP. STRENGTH	TEAM	ADJ.	CONF.	ADJ CONF.
Average RPI Loss:	43	RECORD	PCT. RANK	GAMES	SCHEDULE	OF SCHEDULE	RPI	RPI	RPI	RPI
DIV. I ONLY	12- 4	48	10- 2	153	100	60	60	16	16	
DIV. I NON-CONF.	5- 4	136	3- 2	31	33	19	19	14	14	
TOTALS	RPI 1-25	RPI 26-50	W-L RECORDS	RPI 51-100	RPI 101-150	RPI 150+				
12- 4	0- 2	0- 0	OVERALL	1- 2	1- 0	10- 0				
6- 0	0- 0	0- 0	HOME	1- 0	0- 0	5- 0				
6- 2	0- 2	0- 0	AWAY	0- 0	1- 0	5- 0				
0- 2	0- 0	0- 0	NEUTRAL	0- 2	0- 0	0- 0				
5- 4	0- 2	0- 0	NON-CONFERENCE	1- 2	1- 0	3- 0				
3- 0	0- 0	0- 0	HOME	1- 0	0- 0	2- 0				
2- 2	0- 2	0- 0	AWAY	0- 0	1- 0	1- 0				
0- 2	0- 0	0- 0	NEUTRAL	0- 2	0- 0	0- 0				
7- 0	0- 0	0- 0	CONFERENCE	0- 0	0- 0	7- 0				
3- 0	0- 0	0- 0	HOME	0- 0	0- 0	3- 0				
4- 0	0- 0	0- 0	AWAY	0- 0	0- 0	4- 0				
0- 0	0- 0	0- 0	NEUTRAL	0- 0	0- 0	0- 0				

RPI 1-25				RPI 26-50				RPI 51-100 Team's RPI: 60				RPI 101+			
RPI	S	Opponent	Score	RPI	S	Opponent	Score	RPI	S	Opponent	Score	RPI	S	Opponent	Score
1	A	Tennessee	47 90					68	N	Idaho St.	62 65	121	A	Indiana St.	75 54
2	A	Baylor	31 91					84	H	UAB	65 59	168	H	Furman	71 53
								99	N	Cincinnati	50 51	228	A	Elon	59 46
												230	A	Col. of Charleston	58 44
												249	H	Kennesaw St.	76 39
												252	H	Western Caro.	64 58
												258	A	East Tenn. St.	88 80
												260	A	Ga. Southern	66 60
												277	H	Wofford	74 67
												292	A	UNC Greensboro	63 46
												293	H	Belmont	75 42
LAST 12 Division I GAMES:															
168	H	Furman	71 53	252	H	Western Caro.	64 58								
277	H	Wofford	74 67	293	H	Belmont	75 42								
260	A	Ga. Southern	66 60	249	H	Kennesaw St.	76 39								
230	A	Col. of Charleston	58 44	228	A	Elon	59 46								
1	A	Tennessee	47 90	292	A	UNC Greensboro	63 46								
258	A	East Tenn. St.	88 80	99	N	Cincinnati	50 51								

Non-Div I Games:

Chattanooga

■ Loss,
 ■ Non-Conf, S Site,
 ■ Home
 ■ Away
 N Neutral

Average RPI Win:	304	WON-LOST	WINNING	LAST 12	STRENGTH OF	OPP. STRENGTH	TEAM	ADJ.	CONF.	ADJ CONF.
Average RPI Loss:	178	RECORD	PCT. RANK	GAMES	SCHEDULE	OF SCHEDULE	RPI	RPI	RPI	RPI
DIV. I ONLY	1- 15	337	1- 10	158	301	324	324	33	33	
DIV. I NON-CONF.	1- 15	336	1- 10	161	306	323	323	33	33	
TOTALS	RPI 1-25	RPI 26-50	W-L RECORDS	RPI 51-100	RPI 101-150	RPI 150+				
1- 15	0- 1	0- 0	OVERALL	0- 2	0- 1	1- 11				
1- 6	0- 0	0- 0	HOME	0- 1	0- 1	1- 4				
0- 7	0- 1	0- 0	AWAY	0- 1	0- 0	0- 5				
0- 2	0- 0	0- 0	NEUTRAL	0- 0	0- 0	0- 2				
1- 15	0- 1	0- 0	NON-CONFERENCE	0- 2	0- 1	1- 11				
1- 6	0- 0	0- 0	HOME	0- 1	0- 1	1- 4				
0- 7	0- 1	0- 0	AWAY	0- 1	0- 0	0- 5				
0- 2	0- 0	0- 0	NEUTRAL	0- 0	0- 0	0- 2				
0- 0	0- 0	0- 0	CONFERENCE	0- 0	0- 0	0- 0				
0- 0	0- 0	0- 0	HOME	0- 0	0- 0	0- 0				
0- 0	0- 0	0- 0	AWAY	0- 0	0- 0	0- 0				
0- 0	0- 0	0- 0	NEUTRAL	0- 0	0- 0	0- 0				

RPI S	Opponent	Score	RPI S	Opponent	Score	RPI S	Opponent	Score	RPI S	Opponent	Score	Team's RPI: 324
21	A Purdue	49 76				54	H Hampton	39 66	121	H Indiana St.	59 67	
						65	A Miami (OH)	60 74	154	H UNI	54 88	
									171	A Seattle	38 80	
									175	N Marshall	48 72	
									186	A Akron	48 82	
									188	H Loyola Chicago	34 77	
									219	A Milwaukee	48 79	
									229	H Rice	50 77	
									232	H Northern Ill.	40 73	
									263	A Ohio	37 65	
									286	N Eastern Ky.	56 67	
									303	A Southern Ill.	54 76	
									304	H Western Mich.	70 65	
LAST 12 Division I GAMES:												
171	A Seattle	38 80	304	H Western Mich.	70 65							
186	A Akron	48 82	286	N Eastern Ky.	56 67							
65	A Miami (OH)	60 74	175	N Marshall	48 72							
121	H Indiana St.	59 67	54	H Hampton	39 66							
219	A Milwaukee	48 79	263	A Ohio	37 65							
232	H Northern Ill.	40 73	21	A Purdue	49 76							

Non-Div I Games: Trinity Int'l 85 54

Chicago St.

Average RPI Win:	175	WON-LOST	WINNING	LAST 12	STRENGTH OF	OPP. STRENGTH	TEAM	ADJ.	CONF.	ADJ CONF.
Average RPI Loss:	82	RECORD	PCT. RANK	GAMES	SCHEDULE	OF SCHEDULE	RPI	RPI	RPI	RPI
DIV. I ONLY	9- 7	133	4- 7	72	67	99	99	2	2	
DIV. I NON-CONF.	9- 3	60	4- 3	193	141	162	162	2	2	
TOTALS	RPI 1-25	RPI 26-50	W-L RECORDS	RPI 51-100	RPI 101-150	RPI 150+				
9- 7	0- 3	0- 0	OVERALL	3- 1	1- 1	5- 2				
5- 3	0- 2	0- 0	HOME	1- 0	0- 1	4- 0				
1- 4	0- 1	0- 0	AWAY	0- 1	0- 0	1- 2				
3- 0	0- 0	0- 0	NEUTRAL	2- 0	1- 0	0- 0				
9- 3	0- 0	0- 0	NON-CONFERENCE	3- 1	1- 0	5- 2				
5- 0	0- 0	0- 0	HOME	1- 0	0- 0	4- 0				
1- 3	0- 0	0- 0	AWAY	0- 1	0- 0	1- 2				
3- 0	0- 0	0- 0	NEUTRAL	2- 0	1- 0	0- 0				
0- 4	0- 3	0- 0	CONFERENCE	0- 0	0- 1	0- 0				
0- 3	0- 2	0- 0	HOME	0- 0	0- 1	0- 0				
0- 1	0- 1	0- 0	AWAY	0- 0	0- 0	0- 0				
0- 0	0- 0	0- 0	NEUTRAL	0- 0	0- 0	0- 0				

RPI 1-25				RPI 26-50				RPI 51-100 Team's RPI: 99				RPI 101+			
RPI	S	Opponent	Score	RPI	S	Opponent	Score	RPI	S	Opponent	Score	RPI	S	Opponent	Score
3	H	Notre Dame	50 76					60	N	Chattanooga	51 50	102	H	South Fla.	55 58
9	A	Rutgers	47 58					65	A	Miami (OH)	69 74	133	N	High Point	62 40
25	H	Louisville	59 64					71	H	Dayton	75 64	175	A	Marshall	47 55
								82	N	South Dakota St.	55 22	176	A	Virginia Tech	66 55
												198	A	Xavier	60 69
												248	H	Morgan St.	64 60
												251	H	Longwood	70 54
												266	H	IPFW	74 42
												288	H	Evansville	64 34
LAST 12 Division I GAMES:															
3	H	Notre Dame	50 76	65	A	Miami (OH)	69 74								
9	A	Rutgers	47 58	25	H	Louisville	59 64								
102	H	South Fla.	55 58	175	A	Marshall	47 55								
133	N	High Point	62 40	198	A	Xavier	60 69								
176	A	Virginia Tech	66 55	248	H	Morgan St.	64 60								
251	H	Longwood	70 54	60	N	Chattanooga	51 50								

Non-Div I Games: Indianapolis 43 50

Cincinnati

Average RPI Win: 199	WON-LOST	WINNING	LAST 12	STRENGTH OF	OPP. STRENGTH	TEAM	ADJ.	CONF.	ADJ CONF.
Average RPI Loss: 122	RECORD	PCT. RANK	GAMES	SCHEDULE	OF SCHEDULE	RPI	RPI	RPI	RPI
DIV. I ONLY	5- 10	247	3- 9	125	167	227	227	6	6
DIV. I NON-CONF.	4- 7	228	2- 6	179	239	262	262	4	4
TOTALS	RPI 1-25	RPI 26-50	W-L RECORDS	RPI 51-100	RPI 101-150	RPI 150+			
5- 10	0- 0	0- 3	OVERALL	0- 2	1- 1	4- 4			
3- 6	0- 0	0- 2	HOME	0- 1	1- 1	2- 2			
2- 4	0- 0	0- 1	AWAY	0- 1	0- 0	2- 2			
0- 0	0- 0	0- 0	NEUTRAL	0- 0	0- 0	0- 0			
4- 7	0- 0	0- 1	NON-CONFERENCE	0- 2	1- 1	3- 3			
3- 4	0- 0	0- 1	HOME	0- 1	1- 1	2- 1			
1- 3	0- 0	0- 0	AWAY	0- 1	0- 0	1- 2			
0- 0	0- 0	0- 0	NEUTRAL	0- 0	0- 0	0- 0			
1- 3	0- 0	0- 2	CONFERENCE	0- 0	0- 0	1- 1			
0- 2	0- 0	0- 1	HOME	0- 0	0- 0	0- 1			
1- 1	0- 0	0- 1	AWAY	0- 0	0- 0	1- 0			
0- 0	0- 0	0- 0	NEUTRAL	0- 0	0- 0	0- 0			

RPI 1-25				RPI 26-50				RPI 51-100				RPI 101+ Team's RPI: 227			
RPI	S	Opponent	Score	RPI	S	Opponent	Score	RPI	S	Opponent	Score	RPI	S	Opponent	Score
				37	H	Virginia	47 54	81	A	Providence	63 73	104	H	Illinois	50 61
				41	H	South Carolina	48 65	84	H	UAB	36 51	105	H	Davidson	72 62
				49	A	Florida St.	47 59					155	A	North Carolina	52 47
												168	A	Furman	68 67
												176	H	Virginia Tech	33 55
												179	A	Oakland	51 63
												195	H	Charleston So.	77 82
												225	H	South Carolina St.	83 38
												274	A	N.C. A&T	66 76
												342	H	N.C. Central	68 48
LAST 12 Division I GAMES:															
				155	A	North Carolina	52 47	342	H	N.C. Central	68 48				
				37	H	Virginia	47 54	179	A	Oakland	51 63				
				49	A	Florida St.	47 59	195	H	Charleston So.	77 82				
				176	H	Virginia Tech	33 55	104	H	Illinois	50 61				
				84	H	UAB	36 51	168	A	Furman	68 67				
				81	A	Providence	63 73	274	A	N.C. A&T	66 76				

Non-Div I Games:

Clemson

Average RPI Win:	270	WON-LOST	WINNING	LAST 12	STRENGTH OF	OPP. STRENGTH	TEAM	ADJ.	CONF.	ADJ CONF.
Average RPI Loss:	186	RECORD	PCT. RANK	GAMES	SCHEDULE	OF SCHEDULE	RPI	RPI	RPI	RPI
DIV. I ONLY	6- 9	222	4- 7	312	262	283	283	13	13	
DIV. I NON-CONF.	4- 6	211	2- 4	305	269	290	290	18	18	
TOTALS	RPI 1-25	RPI 26-50	W-L RECORDS	RPI 51-100	RPI 101-150	RPI 150+				
6- 9	0- 0	0- 0	OVERALL	0- 0	0- 3	6- 6				
3- 4	0- 0	0- 0	HOME	0- 0	0- 1	3- 3				
2- 5	0- 0	0- 0	AWAY	0- 0	0- 2	2- 3				
1- 0	0- 0	0- 0	NEUTRAL	0- 0	0- 0	1- 0				
4- 6	0- 0	0- 0	NON-CONFERENCE	0- 0	0- 3	4- 3				
2- 3	0- 0	0- 0	HOME	0- 0	0- 1	2- 2				
1- 3	0- 0	0- 0	AWAY	0- 0	0- 2	1- 1				
1- 0	0- 0	0- 0	NEUTRAL	0- 0	0- 0	1- 0				
2- 3	0- 0	0- 0	CONFERENCE	0- 0	0- 0	2- 3				
1- 1	0- 0	0- 0	HOME	0- 0	0- 0	1- 1				
1- 2	0- 0	0- 0	AWAY	0- 0	0- 0	1- 2				
0- 0	0- 0	0- 0	NEUTRAL	0- 0	0- 0	0- 0				

RPI 1-25			RPI 26-50			RPI 51-100			RPI 101+			Team's RPI: 283
RPI	S	Opponent	Score	RPI	S	Opponent	Score	RPI	S	Opponent	Score	
								104	H	Illinois	42	72
								117	A	Toledo	42	81
								140	A	Ole Miss	63	74
								152	H	Ill.-Chicago	83	80
								186	H	Akron	74	84
								188	H	Loyola Chicago	67	85
								189	A	Fordham	43	52
								215	A	Youngstown St.	48	70
								256	A	Butler	43	67
								263	H	Ohio	66	56
								279	H	Cornell	59	79
								280	H	Tennessee St.	74	56
								295	A	Valparaiso	49	45
								304	A	Western Mich.	72	66
								327	N	Murray St.	68	61
LAST 12 Division I GAMES:												
188	H	Loyola Chicago	67	85	327	N	Murray St.	68	61			
152	H	Ill.-Chicago	83	80	117	A	Toledo	42	81			
256	A	Butler	43	67	263	H	Ohio	66	56			
295	A	Valparaiso	49	45	186	H	Akron	74	84			
215	A	Youngstown St.	48	70	279	H	Cornell	59	79			
140	A	Ole Miss	63	74	304	A	Western Mich.	72	66			

Non-Div I Games: Lake Erie 62 48

Cleveland St.

■ Loss,
 ■ Non-Conf,
 ■ S Site,
 ■ H Home
 ■ A Away
 N Neutral

Average RPI Win:	254	WON-LOST	WINNING	LAST 12	STRENGTH OF	OPP. STRENGTH	TEAM	ADJ.	CONF.	ADJ CONF.
Average RPI Loss:	265	RECORD	PCT. RANK	GAMES	SCHEDULE	OF SCHEDULE	RPI	RPI	RPI	RPI
DIV. I ONLY	5- 5	166	4- 5	342	247	316	316	28	28	
DIV. I NON-CONF.	3- 2	117	2- 2	340	249	317	317	29	29	
TOTALS	RPI 1-25	RPI 26-50	W-L RECORDS	RPI 51-100	RPI 101-150	RPI 150+				
5- 5	0- 0	0- 0	OVERALL	0- 0	0- 0	5- 5				
4- 1	0- 0	0- 0	HOME	0- 0	0- 0	4- 1				
1- 3	0- 0	0- 0	AWAY	0- 0	0- 0	1- 3				
0- 1	0- 0	0- 0	NEUTRAL	0- 0	0- 0	0- 1				
3- 2	0- 0	0- 0	NON-CONFERENCE	0- 0	0- 0	3- 2				
2- 0	0- 0	0- 0	HOME	0- 0	0- 0	2- 0				
1- 1	0- 0	0- 0	AWAY	0- 0	0- 0	1- 1				
0- 1	0- 0	0- 0	NEUTRAL	0- 0	0- 0	0- 1				
2- 3	0- 0	0- 0	CONFERENCE	0- 0	0- 0	2- 3				
2- 1	0- 0	0- 0	HOME	0- 0	0- 0	2- 1				
0- 2	0- 0	0- 0	AWAY	0- 0	0- 0	0- 2				
0- 0	0- 0	0- 0	NEUTRAL	0- 0	0- 0	0- 0				

RPI 1-25			RPI 26-50			RPI 51-100			RPI 101+			Team's RPI: 316
RPI	S	Opponent	Score	RPI	S	Opponent	Score	RPI	S	Opponent	Score	
								165	H	Liberty	45	82
								220	H	Winthrop	58	54
								225	N	South Carolina St.	59	61
								230	H	Col. of Charleston	59	36
								252	A	Western Caro.	66	56
								264	H	Presbyterian	52	49
								301	A	Gardner-Webb	63	73
								302	H	S.C. Upstate	61	56
								313	A	North Florida	37	67
								321	A	UNC Asheville	60	69
LAST 12 Division I GAMES:												
165	H	Liberty	45	82	225	N	South Carolina St.	59	61			
301	A	Gardner-Webb	63	73	313	A	North Florida	37	67			
321	A	UNC Asheville	60	69	252	A	Western Caro.	66	56			
264	H	Presbyterian	52	49	230	H	Col. of Charleston	59	36			
220	H	Winthrop	58	54								
302	H	S.C. Upstate	61	56								

Non-Div I Games: Southern Va. 83 68 St. Andrews 90 42 Converse 84 55 Coker 63 53 Coastal Caro.

Average RPI Win:	268	WON-LOST	WINNING	LAST 12	STRENGTH OF	OPP. STRENGTH	TEAM	ADJ.	CONF.	ADJ CONF.
Average RPI Loss:	121	RECORD	PCT. RANK	GAMES	SCHEDULE	OF SCHEDULE	RPI	RPI	RPI	RPI
DIV. I ONLY	3- 13	304	2- 9	42	243	230	230	16	16	
DIV. I NON-CONF.	1- 7	315	0- 3	21	136	187	187	14	14	
TOTALS	RPI 1-25	RPI 26-50	W-L RECORDS	RPI 51-100	RPI 101-150	RPI 150+				
3- 13	0- 2	0- 1	OVERALL	0- 2	0- 4	3- 4				
2- 5	0- 1	0- 0	HOME	0- 1	0- 1	2- 2				
1- 7	0- 1	0- 1	AWAY	0- 1	0- 2	1- 2				
0- 1	0- 0	0- 0	NEUTRAL	0- 0	0- 1	0- 0				
1- 7	0- 2	0- 1	NON-CONFERENCE	0- 1	0- 1	1- 2				
1- 2	0- 1	0- 0	HOME	0- 0	0- 0	1- 1				
0- 4	0- 1	0- 1	AWAY	0- 1	0- 0	0- 1				
0- 1	0- 0	0- 0	NEUTRAL	0- 0	0- 1	0- 0				
2- 6	0- 0	0- 0	CONFERENCE	0- 1	0- 3	2- 2				
1- 3	0- 0	0- 0	HOME	0- 1	0- 1	1- 1				
1- 3	0- 0	0- 0	AWAY	0- 0	0- 2	1- 1				
0- 0	0- 0	0- 0	NEUTRAL	0- 0	0- 0	0- 0				

RPI 1-25				RPI 26-50				RPI 51-100				RPI 101+ Team's RPI: 230			
RPI	S	Opponent	Score	RPI	S	Opponent	Score	RPI	S	Opponent	Score	RPI	S	Opponent	Score
5	H	Connecticut	24 72	41	A	South Carolina	40 59	57	A	Tulane	42 57	105	A	Davidson	39 56
24	A	Georgia	48 73					60	H	Chattanooga	44 58	107	N	Central Mich.	69 72
												120	A	Appalachian St.	52 71
												150	H	Samford	54 60
												168	H	Furman	51 60
												195	H	Charleston So.	45 64
												228	A	Elon	46 51
												236	H	East Carolina	58 43
												277	H	Wofford	49 44
												292	A	UNC Greensboro	52 42
												316	A	Coastal Caro.	36 59
LAST 12 Division I GAMES:															
150	H	Samford	54 60	228	A	Elon	46 51								
60	H	Chattanooga	44 58	292	A	UNC Greensboro	52 42								
107	N	Central Mich.	69 72	105	A	Davidson	39 56								
57	A	Tulane	42 57	277	H	Wofford	49 44								
5	H	Connecticut	24 72	168	H	Furman	51 60								
120	A	Appalachian St.	52 71	195	H	Charleston So.	45 64								

Non-Div I Games: Wingate

60 69

Col. of Charleston

■ Loss,
 ■ Non-Conf,
 S Site,
 ■ Home
 ■ Away
 N Neutral

C
o
l
g
a
t
e

Colgate				Through Games Of Sunday, January 15, 2012						
Average RPI Win:	290	WON-LOST	WINNING	LAST 12	STRENGTH OF	OPP. STRENGTH	TEAM	ADJ.	CONF.	ADJ CONF.
Average RPI Loss:	167	RECORD	PCT. RANK	GAMES	SCHEDULE	OF SCHEDULE	RPI	RPI	RPI	RPI
DIV. I ONLY		4- 14	298	4- 8	251	283	311	311	29	29
DIV. I NON-CONF.		3- 12	290	3- 6	245	268	309	309	31	31

TOTALS	RPI 1-25	RPI 26-50		W-L RECORDS		RPI 51-100		RPI 101-150		RPI 150+
4- 14	0- 0	0- 1		OVERALL		0- 3		0- 1		4- 9
3- 5	0- 0	0- 1		HOME		0- 1		0- 0		3- 3
1- 7	0- 0	0- 0		AWAY		0- 1		0- 1		1- 5
0- 2	0- 0	0- 0		NEUTRAL		0- 1		0- 0		0- 1
3- 12	0- 0	0- 1		NON-CONFERENCE		0- 3		0- 1		3- 7
2- 4	0- 0	0- 1		HOME		0- 1		0- 0		2- 2
1- 6	0- 0	0- 0		AWAY		0- 1		0- 1		1- 4
0- 2	0- 0	0- 0		NEUTRAL		0- 1		0- 0		0- 1
1- 2	0- 0	0- 0		CONFERENCE		0- 0		0- 0		1- 2
1- 1	0- 0	0- 0		HOME		0- 0		0- 0		1- 1
0- 1	0- 0	0- 0		AWAY		0- 0		0- 0		0- 1
0- 0	0- 0	0- 0		NEUTRAL		0- 0		0- 0		0- 0

C
o
l
g
a
t
e

RPI 1-25				RPI 26-50				RPI 51-100				RPI 101+				Team's RPI: 311	
RPI	S	Opponent	Score	RPI	S	Opponent	Score	RPI	S	Opponent	Score	RPI	S	Opponent	Score		
				46	H	St. Bonaventure	49 68	69	N	UCLA	48 68	106	A	Syracuse	32 83		
								86	H	Sacred Heart	51 78	163	A	Cal St. Northridge	60 71		
								90	A	San Diego	73 75	169	H	American	43 56		
												170	H	Iona	75 50		
												181	A	Lehigh	82 85		
												194	A	Canisius	42 63		
												196	H	Bryant	74 76		
												235	A	Vermont	49 61		
												244	N	Dartmouth	50 56		
												279	A	Cornell	56 59		
												282	H	Niagara	60 61		
												315	A	NJIT	54 44		
												334	H	Wagner	71 59		
												341	H	Bucknell	73 66		
LAST 12 Division I GAMES:																	
				169	H	American	43 56	181	A	Lehigh	82 85						
				106	A	Syracuse	32 83	341	H	Bucknell	73 66						
				170	H	Iona	75 50	194	A	Canisius	42 63						
				46	H	St. Bonaventure	49 68	282	H	Niagara	60 61						
				315	A	NJIT	54 44	90	A	San Diego	73 75						
				334	H	Wagner	71 59	69	N	UCLA	48 68						

Non-Div I Games:

Colgate

Colorado

Average RPI Win: 220

Average RPI Loss: 46

WON-LOST

WINNING

LAST 12

RECORD

PCT. RANK

GAMES

Through Games Of Sunday, January 15, 2012

STRENGTH OF

SCHEDULE

OPP. STRENGTH

OF SCHEDULE

TEAM

RPI

ADJ.

RPI

CONF.

RPI

ADJ CONF.

RPI

DIV. I ONLY

13- 3

27

9- 3

295

62

109

109

5

5

DIV. I NON-CONF.

11- 0

1

7- 0

338

140

201

201

6

6

TOTALS

RPI 1-25

RPI 26-50

W-L RECORDS

RPI 51-100

RPI 101-150

RPI 150+

13- 3

0- 1

0- 1

OVERALL

2- 0

3- 1

8- 0

7- 2

0- 1

0- 1

HOME

0- 0

2- 0

5- 0

4- 1

0- 0

0- 0

AWAY

1- 0

1- 1

2- 0

2- 0

0- 0

0- 0

NEUTRAL

1- 0

0- 0

1- 0

11- 0

0- 0

0- 0

NON-CONFERENCE

1- 0

2- 0

8- 0

7- 0

0- 0

0- 0

HOME

0- 0

2- 0

5- 0

2- 0

0- 0

0- 0

AWAY

0- 0

0- 0

2- 0

2- 0

0- 0

0- 0

NEUTRAL

1- 0

0- 0

1- 0

2- 3

0- 1

0- 1

CONFERENCE

1- 0

1- 1

0- 0

0- 2

0- 1

0- 1

HOME

0- 0

0- 0

0- 0

2- 1

0- 0

0- 0

AWAY

1- 0

1- 1

0- 0

0- 0

0- 0

0- 0

NEUTRAL

0- 0

0- 0

0- 0

RPI 1-25

RPI	S	Opponent	Score
4	H	Stanford	54 80

RPI 26-50

RPI	S	Opponent	Score
31	H	California	55 68

RPI 51-100

RPI	S	Opponent	Score
66	A	Washington St.	57 56
98	N	Creighton	52 49

RPI 101+

Team's RPI: 109

RPI	S	Opponent	Score
103	A	Washington	67 75
125	H	Wisconsin	58 48
142	A	Utah	58 52
149	H	Denver	71 36
193	N	Tex.-Pan American	67 49
250	A	Colorado St.	72 53
267	H	San Francisco	84 66
295	H	Valparaiso	60 32
298	H	Northern Ariz.	84 60
318	A	A&M-Corpus Christi	71 58
325	H	Idaho	68 59
330	H	Weber St.	77 59

LAST 12 Division I GAMES:

66	A	Washington St.	57 56	4	H	Stanford	54 80
103	A	Washington	67 75	31	H	California	55 68
142	A	Utah	58 52	149	H	Denver	71 36
98	N	Creighton	52 49	325	H	Idaho	68 59
193	N	Tex.-Pan American	67 49	267	H	San Francisco	84 66
330	H	Weber St.	77 59	125	H	Wisconsin	58 48

C
o
l
o
r
a
d
oC
o
l
o
r
a
d
o

Non-Div I Games:

Colorado

■ Loss,
 ■ Non-Conf, S Site,
 ■ Home
 ■ Away
 N Neutral

Colorado St.

Through Games Of Sunday, January 15, 2012

Average RPI Win:	268	WON-LOST	WINNING	LAST 12	STRENGTH OF	OPP. STRENGTH	TEAM	ADJ.	CONF.	ADJ CONF.
Average RPI Loss:	138	RECORD	PCT. RANK	GAMES	SCHEDULE	OF SCHEDULE	RPI	RPI	RPI	RPI
DIV. I ONLY	4- 12	288	3- 8	124	246	250	250	23	23	
DIV. I NON-CONF.	3- 11	287	2- 7	90	231	245	245	25	25	
TOTALS	RPI 1-25	RPI 26-50	W-L RECORDS	RPI 51-100	RPI 101-150	RPI 150+				
4- 12	0- 0	0- 0	OVERALL	0- 2	0- 5	4- 5				
3- 3	0- 0	0- 0	HOME	0- 1	0- 2	3- 0				
1- 7	0- 0	0- 0	AWAY	0- 0	0- 3	1- 4				
0- 2	0- 0	0- 0	NEUTRAL	0- 1	0- 0	0- 1				
3- 11	0- 0	0- 0	NON-CONFERENCE	0- 2	0- 5	3- 4				
2- 3	0- 0	0- 0	HOME	0- 1	0- 2	2- 0				
1- 6	0- 0	0- 0	AWAY	0- 0	0- 3	1- 3				
0- 2	0- 0	0- 0	NEUTRAL	0- 1	0- 0	0- 1				
1- 1	0- 0	0- 0	CONFERENCE	0- 0	0- 0	1- 1				
1- 0	0- 0	0- 0	HOME	0- 0	0- 0	1- 0				
0- 1	0- 0	0- 0	AWAY	0- 0	0- 0	0- 1				
0- 0	0- 0	0- 0	NEUTRAL	0- 0	0- 0	0- 0				

RPI 1-25			RPI 26-50			RPI 51-100			RPI 101+			Team's RPI: 250
RPI	S	Opponent	Score	RPI	S	Opponent	Score	RPI	S	Opponent	Score	
						75 H Arizona St.	52 56	109 H Colorado			53 72	
						76 N Michigan St.	45 72	115 H Bowling Green			57 70	
								117 A Toledo			51 58	
								141 A Northern Colo.			60 66	
								149 A Denver			61 64	
								154 A UNI			50 61	
								160 A Montana St.			69 87	
								171 A Seattle			43 61	
								192 A TCU			71 79	
								198 N Indiana			39 47	
								202 H Tulsa			87 68	
								271 H North Dakota			58 52	
								299 H Air Force			73 39	
								300 A CSU Bakersfield			65 63	
LAST 12 Division I GAMES:												
171	A	Seattle	43 61	192	A	TCU	71 79					
300	A	CSU Bakersfield	65 63	299	H	Air Force	73 39					
115	H	Bowling Green	57 70	117	A	Toledo	51 58					
198	N	Indiana	39 47	141	A	Northern Colo.	60 66					
76	N	Michigan St.	45 72	160	A	Montana St.	69 87					
271	H	North Dakota	58 52	149	A	Denver	61 64					

Non-Div I Games: Maryville (MO) 73 35

Colorado St.

Loss, Non-Conf, S Site, H Home A Away N Neutral

Average RPI Win:	244	WON-LOST	WINNING	LAST 12	STRENGTH OF	OPP. STRENGTH	TEAM	ADJ.	CONF.	ADJ CONF.
Average RPI Loss:	195	RECORD	PCT. RANK	GAMES	SCHEDULE	OF SCHEDULE	RPI	RPI	RPI	RPI
DIV. I ONLY	2- 13	322	2- 10	255	320	333	333	12	12	
DIV. I NON-CONF.	2- 12	311	2- 9	291	335	337	337	15	15	
TOTALS	RPI 1-25	RPI 26-50	W-L RECORDS	RPI 51-100	RPI 101-150	RPI 150+				
2- 13	0- 1	0- 0	OVERALL	0- 3	0- 1	2- 8				
2- 5	0- 0	0- 0	HOME	0- 1	0- 0	2- 4				
0- 8	0- 1	0- 0	AWAY	0- 2	0- 1	0- 4				
0- 0	0- 0	0- 0	NEUTRAL	0- 0	0- 0	0- 0				
2- 12	0- 0	0- 0	NON-CONFERENCE	0- 3	0- 1	2- 8				
2- 5	0- 0	0- 0	HOME	0- 1	0- 0	2- 4				
0- 7	0- 0	0- 0	AWAY	0- 2	0- 1	0- 4				
0- 0	0- 0	0- 0	NEUTRAL	0- 0	0- 0	0- 0				
0- 1	0- 1	0- 0	CONFERENCE	0- 0	0- 0	0- 0				
0- 0	0- 0	0- 0	HOME	0- 0	0- 0	0- 0				
0- 1	0- 1	0- 0	AWAY	0- 0	0- 0	0- 0				
0- 0	0- 0	0- 0	NEUTRAL	0- 0	0- 0	0- 0				

RPI	S	Opponent	Score	RPI	S	Opponent	Score	RPI	S	Opponent	Score	RPI	S	Opponent	Score	Team's RPI: 333
22	A	Princeton	35 94					77	A	LIU Brooklyn	50 58	127	A	Fairfield	44 54	
								86	A	Sacred Heart	42 60	196	H	Bryant	77 74	
								90	H	San Diego	32 54	226	H	Hawaii	55 66	
												235	H	Vermont	52 63	
												242	A	Lafayette	45 53	
												248	H	Morgan St.	66 70	
												253	H	Long Beach St.	61 70	
												256	A	Fairleigh Dickinson	51 71	
												291	H	Army	63 58	
												334	A	Wagner	54 66	
												339	A	St. Francis (NY)	44 48	
LAST 12 Division I GAMES:																
242	A	Lafayette	45 53	22	A	Princeton	35 94	248	H	Morgan St.	66 70	90	H	San Diego	32 54	
196	H	Bryant	77 74	291	H	Army	63 58	253	H	Long Beach St.	61 70	339	A	St. Francis (NY)	44 48	
256	A	Fairleigh Dickinson	51 71													
77	A	LIU Brooklyn	50 58													
127	A	Fairfield	44 54													
226	H	Hawaii	55 66													

Non-Div I Games:

Columbia

■ Loss,
■ Non-Conf, S Site,
■ Home
■ Away
N Neutral

Connecticut

Through Games Of Sunday, January 15, 2012

Average RPI Win:	108	WON-LOST	WINNING	LAST 12	STRENGTH OF	OPP. STRENGTH	TEAM	ADJ.	CONF.	ADJ CONF.
Average RPI Loss:	3	RECORD	PCT. RANK	GAMES	SCHEDULE	OF SCHEDULE	RPI	RPI	RPI	RPI
DIV. I ONLY	14- 2	14	10- 2	8	10	5	5	2	2	
DIV. I NON-CONF.	10- 1	13	6- 1	11	26	6	6	2	2	
TOTALS	RPI 1-25	RPI 26-50	W-L RECORDS	RPI 51-100	RPI 101-150	RPI 150+				
14- 2	3- 2	1- 0	OVERALL	3- 0	4- 0	3- 0				
11- 0	2- 0	1- 0	HOME	3- 0	3- 0	2- 0				
3- 2	1- 2	0- 0	AWAY	0- 0	1- 0	1- 0				
0- 0	0- 0	0- 0	NEUTRAL	0- 0	0- 0	0- 0				
10- 1	2- 1	1- 0	NON-CONFERENCE	1- 0	3- 0	3- 0				
9- 0	2- 0	1- 0	HOME	1- 0	3- 0	2- 0				
1- 1	0- 1	0- 0	AWAY	0- 0	0- 0	1- 0				
0- 0	0- 0	0- 0	NEUTRAL	0- 0	0- 0	0- 0				
4- 1	1- 1	0- 0	CONFERENCE	2- 0	1- 0	0- 0				
2- 0	0- 0	0- 0	HOME	2- 0	0- 0	0- 0				
2- 1	1- 1	0- 0	AWAY	0- 0	1- 0	0- 0				
0- 0	0- 0	0- 0	NEUTRAL	0- 0	0- 0	0- 0				

RPI	S	Opponent	Score	RPI	S	Opponent	Score	RPI	S	Opponent	Score	RPI	S	Opponent	Score
2	A	Baylor	61 66	42	H	Towson	92 31	71	H	Dayton	78 38	127	H	Fairfield	93 40
3	A	Notre Dame	67 74					79	H	West Virginia	79 60	128	A	Seton Hall	70 37
4	H	Stanford	68 58					81	H	Providence	96 35	128	H	Pacific	112 53
10	H	Texas A&M	81 51									134	H	Holy Cross	77 37
19	A	Villanova	72 49									197	H	Buffalo	90 34
LAST 12 Division I GAMES:															
3	A	Notre Dame	67 74	19	A	Villanova	72 49	81	H	Providence	96 35	10	H	Texas A&M	81 51
79	H	West Virginia	79 60	42	H	Towson	92 31	71	H	Dayton	78 38	230	A	Col. of Charleston	72 24
127	H	Fairfield	93 40	2	A	Baylor	61 66	197	H	Buffalo	90 34	256	H	Fairleigh Dickinson	74 28
230	A	Col. of Charleston	72 24	128	A	Seton Hall	70 37								

Non-Div I Games:

Connecticut

■ Loss,
 ■ Non-Conf, S Site,
 ■ Home
 ■ Away
 N Neutral

Average RPI Win:	193	WON-LOST	WINNING	LAST 12	STRENGTH OF	OPP. STRENGTH	TEAM	ADJ.	CONF.	ADJ CONF.
Average RPI Loss:	86	RECORD	PCT. RANK	GAMES	SCHEDULE	OF SCHEDULE	RPI	RPI	RPI	RPI
DIV. I ONLY	6- 10	231	5- 7	51	125	124	124	26	26	
DIV. I NON-CONF.	4- 8	238	3- 5	39	100	118	118	24	24	
TOTALS	RPI 1-25	RPI 26-50	W-L RECORDS	RPI 51-100	RPI 101-150	RPI 150+				
6- 10	0- 0	0- 3	OVERALL	0- 4	2- 1	4- 2				
1- 4	0- 0	0- 2	HOME	0- 1	1- 0	0- 1				
4- 6	0- 0	0- 1	AWAY	0- 3	0- 1	4- 1				
1- 0	0- 0	0- 0	NEUTRAL	0- 0	1- 0	0- 0				
4- 8	0- 0	0- 3	NON-CONFERENCE	0- 2	2- 1	2- 2				
1- 3	0- 0	0- 2	HOME	0- 0	1- 0	0- 1				
2- 5	0- 0	0- 1	AWAY	0- 2	0- 1	2- 1				
1- 0	0- 0	0- 0	NEUTRAL	0- 0	1- 0	0- 0				
2- 2	0- 0	0- 0	CONFERENCE	0- 2	0- 0	2- 0				
0- 1	0- 0	0- 0	HOME	0- 1	0- 0	0- 0				
2- 1	0- 0	0- 0	AWAY	0- 1	0- 0	2- 0				
0- 0	0- 0	0- 0	NEUTRAL	0- 0	0- 0	0- 0				

RPI 1-25				RPI 26-50				RPI 51-100				RPI 101+				Team's RPI: 124	
RPI	S	Opponent	Score	RPI	S	Opponent	Score	RPI	S	Opponent	Score	RPI	S	Opponent	Score		
				26	H	Georgetown	54 70	54	H	Hampton	50 76	106	A	Syracuse	50 56		
				33	A	Oklahoma St.	35 59	72	A	Howard	52 63	111	N	Boston U.	59 44		
				42	H	Towson	59 61	85	A	VCU	66 74	143	H	UMBC	68 60		
								93	A	Wake Forest	58 80	172	A	Robert Morris	47 62		
												178	H	Saint Francis (PA)	67 69		
												189	A	Fordham	61 60		
												225	A	South Carolina St.	57 39		
												239	A	Savannah St.	71 45		
												251	A	Longwood	73 51		
LAST 12 Division I GAMES:																	
				239	A	Savannah St.	71 45	54	H	Hampton	50 76						
				251	A	Longwood	73 51	225	A	South Carolina St.	57 39						
				189	A	Fordham	61 60	106	A	Syracuse	50 56						
				111	N	Boston U.	59 44	42	H	Towson	59 61						
				178	H	Saint Francis (PA)	67 69	72	A	Howard	52 63						
				85	A	VCU	66 74	26	H	Georgetown	54 70						

Non-Div I Games: Cheyney 94 39

Coppin St.

Average RPI Win:	281	WON-LOST	WINNING	LAST 12	STRENGTH OF	OPP. STRENGTH	TEAM	ADJ.	CONF.	ADJ CONF.
Average RPI Loss:	162	RECORD	PCT. RANK	GAMES	SCHEDULE	OF SCHEDULE	RPI	RPI	RPI	RPI
DIV. I ONLY	4- 9	261	4- 7	268	282	279	279	12	12	
DIV. I NON-CONF.	4- 8	238	4- 6	301	325	299	299	15	15	
TOTALS	RPI 1-25	RPI 26-50	W-L RECORDS	RPI 51-100	RPI 101-150	RPI 150+				
4- 9	0- 1	0- 0	OVERALL	0- 1	0- 2	4- 5				
2- 3	0- 0	0- 0	HOME	0- 1	0- 0	2- 2				
2- 6	0- 1	0- 0	AWAY	0- 0	0- 2	2- 3				
0- 0	0- 0	0- 0	NEUTRAL	0- 0	0- 0	0- 0				
4- 8	0- 0	0- 0	NON-CONFERENCE	0- 1	0- 2	4- 5				
2- 3	0- 0	0- 0	HOME	0- 1	0- 0	2- 2				
2- 5	0- 0	0- 0	AWAY	0- 0	0- 2	2- 3				
0- 0	0- 0	0- 0	NEUTRAL	0- 0	0- 0	0- 0				
0- 1	0- 1	0- 0	CONFERENCE	0- 0	0- 0	0- 0				
0- 0	0- 0	0- 0	HOME	0- 0	0- 0	0- 0				
0- 1	0- 1	0- 0	AWAY	0- 0	0- 0	0- 0				
0- 0	0- 0	0- 0	NEUTRAL	0- 0	0- 0	0- 0				

RPI	S	Opponent	Score	RPI	S	Opponent	Score	RPI	S	Opponent	Score	RPI	S	Opponent	Score	Team's RPI: 279
22	A	Princeton	35 64					100	H	Eastern Mich.	52 54	137	A	South Dakota	56 79	
												146	A	William & Mary	54 85	
												184	A	Manhattan	49 73	
												187	H	New Hampshire	62 63	
												189	A	Fordham	40 39	
												194	A	Canisius	45 62	
												237	H	Binghamton	48 61	
												251	A	Longwood	61 68	
												283	A	Cleveland St.	79 59	
												311	H	Colgate	59 56	
												341	H	Bucknell	65 45	
LAST 12 Division I GAMES:																
189	A	Fordham	40 39	22	A	Princeton	35 64	137	A	South Dakota	56 79	100	H	Eastern Mich.	52 54	
194	A	Canisius	45 62	187	H	New Hampshire	62 63	311	H	Colgate	59 56	251	A	Longwood	61 68	
184	A	Manhattan	49 73	283	A	Cleveland St.	79 59									
341	H	Bucknell	65 45													
237	H	Binghamton	48 61													

Non-Div I Games: Neb. Omaha 63 51

Cornell

■ Loss,
 ■ Non-Conf, S Site,
 ■ Home
 ■ Away
 N Neutral

Creighton

Through Games Of Sunday, January 15, 2012

Average RPI Win:	220	WON-LOST	WINNING	LAST 12	STRENGTH OF	OPP. STRENGTH	TEAM	ADJ.	CONF.	ADJ CONF.
Average RPI Loss:	73	RECORD	PCT. RANK	GAMES	SCHEDULE	OF SCHEDULE	RPI	RPI	RPI	RPI
DIV. I ONLY	8- 8	166	6- 6	43	155	98	98	10	10	
DIV. I NON-CONF.	6- 5	141	4- 3	17	180	64	64	10	10	
TOTALS	RPI 1-25	RPI 26-50	W-L RECORDS	RPI 51-100	RPI 101-150	RPI 150+				
8- 8	0- 1	1- 2	OVERALL	0- 2	1- 2	6- 1				
4- 3	0- 1	1- 0	HOME	0- 0	1- 1	2- 1				
4- 4	0- 0	0- 2	AWAY	0- 2	0- 0	4- 0				
0- 1	0- 0	0- 0	NEUTRAL	0- 0	0- 1	0- 0				
6- 5	0- 1	1- 2	NON-CONFERENCE	0- 0	1- 2	4- 0				
2- 2	0- 1	1- 0	HOME	0- 0	1- 1	0- 0				
4- 2	0- 0	0- 2	AWAY	0- 0	0- 0	4- 0				
0- 1	0- 0	0- 0	NEUTRAL	0- 0	0- 1	0- 0				
2- 3	0- 0	0- 0	CONFERENCE	0- 2	0- 0	2- 1				
2- 1	0- 0	0- 0	HOME	0- 0	0- 0	2- 1				
0- 2	0- 0	0- 0	AWAY	0- 2	0- 0	0- 0				
0- 0	0- 0	0- 0	NEUTRAL	0- 0	0- 0	0- 0				

RPI 1-25				RPI 26-50				RPI 51-100				Team's RPI: 98	RPI 101+			
RPI	S	Opponent	Score	RPI	S	Opponent	Score	RPI	S	Opponent	Score		RPI	S	Opponent	Score
3	H	Notre Dame	48 76	27	A	Kansas	59 73	51	A	Missouri St.	60 70		109	N	Colorado	49 52
				38	A	Nebraska	55 66	67	A	Wichita St.	58 65		115	H	Bowling Green	49 47
				50	H	North Carolina St.	74 67						137	H	South Dakota	53 56
													151	H	Drake	44 47
													213	A	North Dakota St.	71 51
													233	A	UTSA	54 53
													271	A	North Dakota	72 54
													288	H	Evansville	65 33
													289	A	Wyoming	66 50
													303	H	Southern Ill.	66 59
LAST 12 Division I GAMES:																
				67	A	Wichita St.	58 65	303	H	Southern Ill.	66 59					
				51	A	Missouri St.	60 70	288	H	Evansville	65 33					
				151	H	Drake	44 47	38	A	Nebraska	55 66					
				109	N	Colorado	49 52	3	H	Notre Dame	48 76					
				233	A	UTSA	54 53	289	A	Wyoming	66 50					
				115	H	Bowling Green	49 47	50	H	North Carolina St.	74 67					

Non-Div I Games:

Creighton

Loss, Non-Conf, S Site, H Home A Away N Neutral

Average RPI Win: 273	WON-LOST	WINNING	LAST 12	STRENGTH OF	OPP. STRENGTH	TEAM	ADJ.	CONF.	ADJ CONF.
Average RPI Loss: 110	RECORD	PCT. RANK	GAMES	SCHEDULE	OF SCHEDULE	RPI	RPI	RPI	RPI
DIV. I ONLY	2- 12	319	2- 10	79	118	244	244	12	12
DIV. I NON-CONF.	2- 11	307	2- 9	73	99	253	253	15	15
TOTALS	RPI 1-25	RPI 26-50	W-L RECORDS	RPI 51-100	RPI 101-150	RPI 150+			
2- 12	0- 1	0- 2	OVERALL	0- 3	0- 3	2- 3			
0- 6	0- 0	0- 1	HOME	0- 1	0- 2	0- 2			
1- 5	0- 1	0- 1	AWAY	0- 1	0- 1	1- 1			
1- 1	0- 0	0- 0	NEUTRAL	0- 1	0- 0	1- 0			
2- 11	0- 1	0- 2	NON-CONFERENCE	0- 3	0- 2	2- 3			
0- 5	0- 0	0- 1	HOME	0- 1	0- 1	0- 2			
1- 5	0- 1	0- 1	AWAY	0- 1	0- 1	1- 1			
1- 1	0- 0	0- 0	NEUTRAL	0- 1	0- 0	1- 0			
0- 1	0- 0	0- 0	CONFERENCE	0- 0	0- 1	0- 0			
0- 1	0- 0	0- 0	HOME	0- 0	0- 1	0- 0			
0- 0	0- 0	0- 0	AWAY	0- 0	0- 0	0- 0			
0- 0	0- 0	0- 0	NEUTRAL	0- 0	0- 0	0- 0			

RPI	S	Opponent	Score	RPI	S	Opponent	Score	RPI	S	Opponent	Score	RPI	S	Opponent	Score	Team's RPI: 244
6	A	Kansas St.	20 54	26	H	Georgetown	38 77	53	N	Saint Joseph's	48 85	122	H	La Salle	47 60	
				31	A	California	39 80	81	A	Providence	48 63	134	A	Holy Cross	63 65	
								83	H	Hartford	42 60	145	H	Harvard	63 71	
												187	H	New Hampshire	53 58	
												196	H	Bryant	45 63	
												235	A	Vermont	72 62	
												253	A	Long Beach St.	52 66	
												311	N	Colgate	56 50	
LAST 12 Division I GAMES:																
26	H	Georgetown	38 77	145	H	Harvard	63 71									
122	H	La Salle	47 60	134	A	Holy Cross	63 65									
31	A	California	39 80	187	H	New Hampshire	53 58									
253	A	Long Beach St.	52 66	81	A	Providence	48 63									
83	H	Hartford	42 60	235	A	Vermont	72 62									
196	H	Bryant	45 63	311	N	Colgate	56 50									

Non-Div I Games:

Dartmouth

■ Loss,
 ■ Non-Conf, S Site,
 ■ Home
 ■ Away
 N Neutral

Average RPI Win:	234	WON-LOST	WINNING	LAST 12	STRENGTH OF	OPP. STRENGTH	TEAM	ADJ.	CONF.	ADJ CONF.
Average RPI Loss:	133	RECORD	PCT. RANK	GAMES	SCHEDULE	OF SCHEDULE	RPI	RPI	RPI	RPI
DIV. I ONLY	11- 6	92	9- 3	223	206	105	105	16	16	
DIV. I NON-CONF.	4- 5	200	2- 2	199	138	88	88	14	14	
TOTALS	RPI 1-25	RPI 26-50	W-L RECORDS	RPI 51-100	RPI 101-150	RPI 150+				
11- 6	0- 1	0- 1	OVERALL	0- 1	1- 1	10- 2				
7- 0	0- 0	0- 0	HOME	0- 0	0- 0	7- 0				
4- 6	0- 1	0- 1	AWAY	0- 1	1- 1	3- 2				
0- 0	0- 0	0- 0	NEUTRAL	0- 0	0- 0	0- 0				
4- 5	0- 1	0- 1	NON-CONFERENCE	0- 1	0- 1	4- 1				
3- 0	0- 0	0- 0	HOME	0- 0	0- 0	3- 0				
1- 5	0- 1	0- 1	AWAY	0- 1	0- 1	1- 1				
0- 0	0- 0	0- 0	NEUTRAL	0- 0	0- 0	0- 0				
7- 1	0- 0	0- 0	CONFERENCE	0- 0	1- 0	6- 1				
4- 0	0- 0	0- 0	HOME	0- 0	0- 0	4- 0				
3- 1	0- 0	0- 0	AWAY	0- 0	1- 0	2- 1				
0- 0	0- 0	0- 0	NEUTRAL	0- 0	0- 0	0- 0				

RPI 1-25				RPI 26-50				RPI 51-100				RPI 101+ Team's RPI: 105			
RPI	S	Opponent	Score	RPI	S	Opponent	Score	RPI	S	Opponent	Score	RPI	S	Opponent	Score
22	A	Princeton	44 53	48	A	Duquesne	53 84	93	A	Wake Forest	66 68	120	A	Appalachian St.	55 52
												133	A	High Point	69 82
												168	A	Furman	61 50
												220	H	Winthrop	80 65
												227	A	Clemson	62 72
												228	H	Elon	75 66
												230	H	Col. of Charleston	56 39
												241	A	Radford	81 68
												252	A	Western Caro.	64 46
												252	H	Western Caro.	58 45
												260	H	Ga. Southern	72 48
												277	A	Wofford	59 63
												301	H	Gardner-Webb	67 46
												307	H	Mercer	75 60
LAST 12 Division I GAMES:															
277	A	Wofford	59 63	120	A	Appalachian St.	55 52								
168	A	Furman	61 50	252	H	Western Caro.	58 45								
228	H	Elon	75 66	230	H	Col. of Charleston	56 39								
93	A	Wake Forest	66 68	252	A	Western Caro.	64 46								
241	A	Radford	81 68	220	H	Winthrop	80 65								
260	H	Ga. Southern	72 48	48	A	Duquesne	53 84								

Non-Div I Games:

Davidson

■ Loss,
 ■ Non-Conf, S Site,
 ■ Home
 ■ Away
 N Neutral

Average RPI Win:	172	WON-LOST	WINNING	LAST 12	STRENGTH OF	OPP. STRENGTH	TEAM	ADJ.	CONF.	ADJ CONF.
Average RPI Loss:	64	RECORD	PCT. RANK	GAMES	SCHEDULE	OF SCHEDULE	RPI	RPI	RPI	RPI
DIV. I ONLY	10- 5	78	9- 3	92	61	71	71	9	9	
DIV. I NON-CONF.	8- 4	90	7- 2	53	85	49	49	9	9	
TOTALS	RPI 1-25	RPI 26-50	W-L RECORDS	RPI 51-100	RPI 101-150	RPI 150+				
10- 5	0- 1	0- 1	OVERALL	1- 2	3- 1	6- 0				
4- 1	0- 0	0- 0	HOME	0- 1	1- 0	3- 0				
1- 3	0- 1	0- 0	AWAY	1- 1	0- 1	0- 0				
5- 1	0- 0	0- 1	NEUTRAL	0- 0	2- 0	3- 0				
8- 4	0- 1	0- 1	NON-CONFERENCE	0- 1	3- 1	5- 0				
3- 0	0- 0	0- 0	HOME	0- 0	1- 0	2- 0				
0- 3	0- 1	0- 0	AWAY	0- 1	0- 1	0- 0				
5- 1	0- 0	0- 1	NEUTRAL	0- 0	2- 0	3- 0				
2- 1	0- 0	0- 0	CONFERENCE	1- 1	0- 0	1- 0				
1- 1	0- 0	0- 0	HOME	0- 1	0- 0	1- 0				
1- 0	0- 0	0- 0	AWAY	1- 0	0- 0	0- 0				
0- 0	0- 0	0- 0	NEUTRAL	0- 0	0- 0	0- 0				

RPI 1-25				RPI 26-50				RPI 51-100 Team's RPI: 71				RPI 101+			
RPI	S	Opponent	Score	RPI	S	Opponent	Score	RPI	S	Opponent	Score	RPI	S	Opponent	Score
5	A	Connecticut	38 78	35	N	Gonzaga	76 82	53	A	Saint Joseph's	65 51	102	N	South Fla.	73 63
								64	H	Temple	57 61	104	N	Illinois	80 66
								99	A	Cincinnati	64 75	115	H	Bowling Green	69 38
												117	A	Toledo	51 61
												153	H	Wright St.	77 69
												190	H	Boston College	69 60
												197	N	Buffalo	94 74
												237	N	Binghamton	60 50
												256	N	Fairleigh Dickinson	84 48
												310	H	Rhode Island	97 46
LAST 12 Division I GAMES:															
310	H	Rhode Island	97 46	64	H	Temple	57 61								
237	N	Binghamton	60 50	53	A	Saint Joseph's	65 51								
102	N	South Fla.	73 63	190	H	Boston College	69 60								
35	N	Gonzaga	76 82	5	A	Connecticut	38 78								
104	N	Illinois	80 66	256	N	Fairleigh Dickinson	84 48								
153	H	Wright St.	77 69	197	N	Buffalo	94 74								

Non-Div I Games:

Dayton

Average RPI Win:	131	WON-LOST	WINNING	LAST 12	STRENGTH OF	OPP. STRENGTH	TEAM	ADJ.	CONF.	ADJ CONF.
Average RPI Loss:	59	RECORD	PCT. RANK	GAMES	SCHEDULE	OF SCHEDULE	RPI	RPI	RPI	RPI
DIV. I ONLY	15- 3	18	10- 2	40	26	20	20	2	2	
DIV. I NON-CONF.	12- 2	20	7- 1	51	47	22	22	2	2	
TOTALS	RPI 1-25	RPI 26-50	W-L RECORDS	RPI 51-100	RPI 101-150	RPI 150+				
15- 3	1- 1	3- 0	OVERALL	2- 2	3- 0	6- 0				
9- 0	0- 0	1- 0	HOME	2- 0	2- 0	4- 0				
5- 1	1- 0	2- 0	AWAY	0- 1	1- 0	1- 0				
1- 2	0- 1	0- 0	NEUTRAL	0- 1	0- 0	1- 0				
12- 2	1- 1	2- 0	NON-CONFERENCE	1- 1	2- 0	6- 0				
7- 0	0- 0	1- 0	HOME	1- 0	1- 0	4- 0				
4- 0	1- 0	1- 0	AWAY	0- 0	1- 0	1- 0				
1- 2	0- 1	0- 0	NEUTRAL	0- 1	0- 0	1- 0				
3- 1	0- 0	1- 0	CONFERENCE	1- 1	1- 0	0- 0				
2- 0	0- 0	0- 0	HOME	1- 0	1- 0	0- 0				
1- 1	0- 0	1- 0	AWAY	0- 1	0- 0	0- 0				
0- 0	0- 0	0- 0	NEUTRAL	0- 0	0- 0	0- 0				

RPI	S	Opponent	Score	RPI	S	Opponent	Score	RPI	S	Opponent	Score	RPI	S	Opponent	Score
1	N	Tennessee	61 84	26	A	Georgetown	59 50	52	H	St. John's (NY)	69 52	135	H	Pittsburgh	86 83
22	A	Princeton	78 67	40	H	St. Mary's (CA)	96 68	75	H	Arizona St.	73 55	136	A	Illinois St.	73 54
				47	A	Northwestern	88 72	81	A	Providence	52 60	150	H	Samford	86 57
								96	N	San Diego St.	74 82	159	N	Portland	99 64
												177	H	SIU Edwardsville	75 65
												188	H	Loyola Chicago	70 65
												226	A	Hawaii	90 65
												232	H	Northern Ill.	65 46
												303	H	Southern Ill.	93 67
LAST 12 Division I GAMES:															
26	A	Georgetown	59 50	135	H	Pittsburgh	86 83	81	A	Providence	52 60	1	N	Tennessee	61 84
232	H	Northern Ill.	65 46	52	H	St. John's (NY)	69 52	177	H	SIU Edwardsville	75 65	188	H	Loyola Chicago	70 65
303	H	Southern Ill.	93 67	22	A	Princeton	78 67								

Non-Div I Games:

DePaul

Delaware

Average RPI Win:	117	WON-LOST	WINNING	LAST 12	STRENGTH OF	OPP. STRENGTH	TEAM	ADJ.	CONF.	ADJ CONF.
Average RPI Loss:	7	RECORD	PCT. RANK	GAMES	SCHEDULE	OF SCHEDULE	RPI	RPI	RPI	RPI
DIV. I ONLY	14- 1	7	11- 1	32	20	8	8	7	7	
DIV. I NON-CONF.	9- 1	16	6- 1	12	5	2	2	7	7	

TOTALS	RPI 1-25	RPI 26-50	W-L RECORDS	RPI 51-100	RPI 101-150	RPI 150+
14- 1	2- 1	3- 0	OVERALL	4- 0	1- 0	4- 0
6- 0	0- 0	2- 0	HOME	2- 0	1- 0	1- 0
7- 1	2- 1	1- 0	AWAY	2- 0	0- 0	2- 0
1- 0	0- 0	0- 0	NEUTRAL	0- 0	0- 0	1- 0
9- 1	2- 1	2- 0	NON-CONFERENCE	3- 0	0- 0	2- 0
3- 0	0- 0	1- 0	HOME	1- 0	0- 0	1- 0
5- 1	2- 1	1- 0	AWAY	2- 0	0- 0	0- 0
1- 0	0- 0	0- 0	NEUTRAL	0- 0	0- 0	1- 0
5- 0	0- 0	1- 0	CONFERENCE	1- 0	1- 0	2- 0
3- 0	0- 0	1- 0	HOME	1- 0	1- 0	0- 0
2- 0	0- 0	0- 0	AWAY	0- 0	0- 0	2- 0
0- 0	0- 0	0- 0	NEUTRAL	0- 0	0- 0	0- 0

RPI S	Opponent	Score	RPI S	Opponent	Score	RPI S	Opponent	Score	RPI S	Opponent	Score
7	A Maryland	76 85	28	H Penn St.	80 71	81	A Providence	68 47	146	H William & Mary	73 57
19	A Villanova	64 56	42	H Towson	74 51	89	H UNC Wilmington	69 37	210	A Northeastern	70 54
22	A Princeton	81 70	46	A St. Bonaventure	61 49	93	A Wake Forest	70 57	223	A George Mason	66 54
						97	H Yale	77 45	236	N East Carolina	60 40
									310	H Rhode Island	89 53
LAST 12 Division I GAMES:											
223	A George Mason	66 54	210	A Northeastern	70 54						
42	H Towson	74 51	89	H UNC Wilmington	69 37						
7	A Maryland	76 85	97	H Yale	77 45						
236	N East Carolina	60 40	146	H William & Mary	73 57						
81	A Providence	68 47	22	A Princeton	81 70						
93	A Wake Forest	70 57	46	A St. Bonaventure	61 49						

Non-Div I Games:

Delaware

Loss, Non-Conf, S Site, H Home A Away N Neutral

Average RPI Win:	339	WON-LOST	WINNING	LAST 12	STRENGTH OF	OPP. STRENGTH	TEAM	ADJ.	CONF.	ADJ CONF.
Average RPI Loss:	164	RECORD	PCT. RANK	GAMES	SCHEDULE	OF SCHEDULE	RPI	RPI	RPI	RPI
DIV. I ONLY	1- 13	335	1- 11	227	237	331	331	26	26	
DIV. I NON-CONF.	1- 10	330	1- 8	158	245	320	320	24	24	
TOTALS	RPI 1-25	RPI 26-50	W-L RECORDS	RPI 51-100	RPI 101-150	RPI 150+				
1- 13	0- 1	0- 1	OVERALL	0- 2	0- 0	1- 9				
1- 4	0- 0	0- 1	HOME	0- 0	0- 0	1- 3				
0- 7	0- 1	0- 0	AWAY	0- 2	0- 0	0- 4				
0- 2	0- 0	0- 0	NEUTRAL	0- 0	0- 0	0- 2				
1- 10	0- 1	0- 1	NON-CONFERENCE	0- 1	0- 0	1- 7				
1- 3	0- 0	0- 1	HOME	0- 0	0- 0	1- 2				
0- 5	0- 1	0- 0	AWAY	0- 1	0- 0	0- 3				
0- 2	0- 0	0- 0	NEUTRAL	0- 0	0- 0	0- 2				
0- 3	0- 0	0- 0	CONFERENCE	0- 1	0- 0	0- 2				
0- 1	0- 0	0- 0	HOME	0- 0	0- 0	0- 1				
0- 2	0- 0	0- 0	AWAY	0- 1	0- 0	0- 1				
0- 0	0- 0	0- 0	NEUTRAL	0- 0	0- 0	0- 0				

RPI 1-25				RPI 26-50				RPI 51-100				RPI 101+ Team's RPI: 331			
RPI	S	Opponent	Score	RPI	S	Opponent	Score	RPI	S	Opponent	Score	RPI	S	Opponent	Score
7	A	Maryland	33 108	42	H	Towson	59 70	55	A	Texas	35 89	153	A	Wright St.	53 57
								72	A	Howard	49 59	166	N	FIU	57 73
												172	N	Robert Morris	67 75
												189	H	Fordham	48 63
												205	A	Md.-East. Shore	32 60
												205	H	Md.-East. Shore	56 69
												236	A	East Carolina	47 54
												313	A	North Florida	61 72
												315	H	NJIT	49 65
												339	H	St. Francis (NY)	73 66
LAST 12 Division I GAMES:															
55	A	Texas	35 89	205	H	Md.-East. Shore	56 69								
42	H	Towson	59 70	189	H	Fordham	48 63								
166	N	FIU	57 73	72	A	Howard	49 59								
313	A	North Florida	61 72	205	A	Md.-East. Shore	32 60								
339	H	St. Francis (NY)	73 66	172	N	Robert Morris	67 75								
7	A	Maryland	33 108	236	A	East Carolina	47 54								

Non-Div I Games: Wilmington (DE) 80 32 Wesley 85 53

Delaware St.

■ Loss,
■ Non-Conf,
■ S Site,
■ H Home
■ A Away
N Neutral

DIVISION I ONLY				THROUGH GAMES OF SUNDAY, JANUARY 13, 1912						
Average RPI Win:	226	WON-LOST	WINNING	LAST 12	STRENGTH OF	OPP. STRENGTH	TEAM	ADJ.	CONF.	ADJ CONF.
Average RPI Loss:	123	RECORD	PCT. RANK	GAMES	SCHEDULE	OF SCHEDULE	RPI	RPI	RPI	RPI
DIV. I ONLY	11- 8	129	6- 6	195	200	149	149	21	21	
DIV. I NON-CONF.	8- 6	129	3- 4	116	188	120	120	20	20	

TOTALS	RPI 1-25	RPI 26-50		W-L RECORDS		RPI 51-100	RPI 101-150	RPI 150+		
11- 8	0- 0	0- 1		OVERALL		0- 2	3- 3	8- 2		
8- 1	0- 0	0- 0		HOME		0- 0	2- 0	6- 1		
3- 5	0- 0	0- 1		AWAY		0- 1	1- 2	2- 1		
0- 2	0- 0	0- 0		NEUTRAL		0- 1	0- 1	0- 0		
8- 6	0- 0	0- 1		NON-CONFERENCE		0- 2	3- 2	5- 1		
6- 0	0- 0	0- 0		HOME		0- 0	2- 0	4- 0		
2- 4	0- 0	0- 1		AWAY		0- 1	1- 1	1- 1		
0- 2	0- 0	0- 0		NEUTRAL		0- 1	0- 1	0- 0		
3- 2	0- 0	0- 0		CONFERENCE		0- 0	0- 1	3- 1		
2- 1	0- 0	0- 0		HOME		0- 0	0- 0	2- 1		
1- 1	0- 0	0- 0		AWAY		0- 0	0- 1	1- 0		
0- 0	0- 0	0- 0		NEUTRAL		0- 0	0- 0	0- 0		

RPI 1-25				RPI 26-50				RPI 51-100				RPI 101+				Team's RPI: 149	
RPI	S	Opponent	Score	RPI	S	Opponent	Score	RPI	S	Opponent	Score	RPI	S	Opponent	Score		
				34	A	Vanderbilt	56 77	70	A	UTEP	49 80	109	A	Colorado	36 71		
								95	N	UC Davis	51 60	110	H	Minnesota	72 63		
												130	H	Oregon	89 65		
												131	N	Portland St.	66 70		
												141	A	Northern Colo.	66 57		
												148	A	South Ala.	51 57		
												174	H	UALR	51 53		
												207	H	Western Ky.	69 62		
												209	H	Montana	53 52		
												226	A	Hawaii	64 78		
												245	A	Arkansas St.	58 49		
												250	H	Colorado St.	64 61		
												270	H	Loyola Marymount	71 55		
												289	H	Wyoming	74 49		
												299	A	Air Force	54 52		
												338	H	Troy	73 51		
LAST 12 Division I GAMES:																	
				245	A	Arkansas St.	58 49	207	H	Western Ky.	69 62						
				174	H	UALR	51 53	148	A	South Ala.	51 57						
				338	H	Troy	73 51	110	H	Minnesota	72 63						
				131	N	Portland St.	66 70	130	H	Oregon	89 65						
				226	A	Hawaii	64 78	109	A	Colorado	36 71						
				95	N	UC Davis	51 60	209	H	Montana	53 52						

Non-Div I Games:

Denver

Loss, Non-Conf, S Site, H Home A Away N Neutral

Average RPI Win:	234	WON-LOST	WINNING	LAST 12	STRENGTH OF	OPP. STRENGTH	TEAM	ADJ.	CONF.	ADJ CONF.
Average RPI Loss:	100	RECORD	PCT. RANK	GAMES	SCHEDULE	OF SCHEDULE	RPI	RPI	RPI	RPI
DIV. I ONLY	8- 10	198	8- 4	126	129	172	172	13	13	
DIV. I NON-CONF.	4- 8	238	4- 2	95	132	160	160	18	18	
TOTALS	RPI 1-25	RPI 26-50	W-L RECORDS	RPI 51-100	RPI 101-150	RPI 150+				
8- 10	0- 2	0- 0	OVERALL	1- 3	0- 3	7- 2				
5- 3	0- 2	0- 0	HOME	1- 0	0- 1	4- 0				
3- 4	0- 0	0- 0	AWAY	0- 1	0- 1	3- 2				
0- 3	0- 0	0- 0	NEUTRAL	0- 2	0- 1	0- 0				
4- 8	0- 1	0- 0	NON-CONFERENCE	1- 3	0- 3	3- 1				
2- 2	0- 1	0- 0	HOME	1- 0	0- 1	1- 0				
2- 3	0- 0	0- 0	AWAY	0- 1	0- 1	2- 1				
0- 3	0- 0	0- 0	NEUTRAL	0- 2	0- 1	0- 0				
4- 2	0- 1	0- 0	CONFERENCE	0- 0	0- 0	4- 1				
3- 1	0- 1	0- 0	HOME	0- 0	0- 0	3- 0				
1- 1	0- 0	0- 0	AWAY	0- 0	0- 0	1- 1				
0- 0	0- 0	0- 0	NEUTRAL	0- 0	0- 0	0- 0				

RPI S	Opponent	Score	RPI S	Opponent	Score	RPI S	Opponent	Score	RPI S	Opponent	Score
15	H Green Bay	59 68				59	N Drexel	56 61	115	H Bowling Green	49 57
16	H Michigan	51 61				72	N Howard	58 60	121	A Indiana St.	62 64
						76	A Michigan St.	41 64	142	N Utah	55 64
						100	H Eastern Mich.	70 69	152	A Ill.-Chicago	59 66
									188	A Loyola Chicago	76 66
									219	H Milwaukee	71 48
									233	A UTSA	55 59
									247	A Ball St.	87 68
									256	H Butler	72 60
									266	H IPFW	90 60
									295	H Valparaiso	68 52
									304	A Western Mich.	73 64
LAST 12 Division I GAMES:											
188	A Loyola Chicago	76 66	15	H Green Bay	59 68	219	H Milwaukee	71 48			
152	A Ill.-Chicago	59 66	266	H IPFW	90 60	16	H Michigan	51 61			
295	H Valparaiso	68 52	76	A Michigan St.	41 64	247	A Ball St.	87 68			
256	H Butler	72 60									
304	A Western Mich.	73 64									
100	H Eastern Mich.	70 69									

Non-Div I Games:

Detroit

Drake

Average RPI Win: 220

Average RPI Loss: 71

WON-LOST

WINNING

LAST 12

Through Games Of Sunday, January 15, 2012

STRENGTH OF

OPP. STRENGTH

TEAM

ADJ.

CONF.

ADJ CONF.

RECORD

PCT. RANK

GAMES

SCHEDULE

OF SCHEDULE

RPI

RPI

RPI

RPI

DIV. I ONLY

9- 7

133

8- 4

230

53

151

151

10

10

DIV. I NON-CONF.

6- 5

141

5- 2

234

46

147

147

10

10

TOTALS

RPI 1-25

RPI 26-50

W-L RECORDS

RPI 51-100

RPI 101-150

RPI 150+

9- 7

0- 0

0- 2

OVERALL

1- 4

1- 0

7- 1

6- 1

0- 0

0- 0

HOME

0- 1

0- 0

6- 0

3- 4

0- 0

0- 0

AWAY

1- 3

1- 0

1- 1

0- 2

0- 0

0- 2

NEUTRAL

0- 0

0- 0

0- 0

6- 5

0- 0

0- 2

NON-CONFERENCE

0- 2

1- 0

5- 1

4- 1

0- 0

0- 0

HOME

0- 1

0- 0

4- 0

2- 2

0- 0

0- 0

AWAY

0- 1

1- 0

1- 1

0- 2

0- 0

0- 2

NEUTRAL

0- 0

0- 0

0- 0

3- 2

0- 0

0- 0

CONFERENCE

1- 2

0- 0

2- 0

2- 0

0- 0

0- 0

HOME

0- 0

0- 0

2- 0

1- 2

0- 0

0- 0

AWAY

1- 2

0- 0

0- 0

0- 0

0- 0

0- 0

NEUTRAL

0- 0

0- 0

0- 0

RPI 1-25

RPI S Opponent Score

RPI 26-50

RPI S Opponent Score

30 N Hofstra 60 70

45 N Marist 47 50

RPI 51-100

RPI S Opponent Score

51 A Missouri St. 46 78

63 A Iowa 46 71

67 A Wichita St. 41 63

92 H Iowa St. 64 71

98 A Creighton 47 44

RPI 101+

Team's RPI: 151

RPI S Opponent Score

125 A Wisconsin 65 54

152 A Ill.-Chicago 48 61

188 H Loyola Chicago 65 50

213 H North Dakota St. 57 49

219 H Milwaukee 63 51

271 H North Dakota 74 60

272 A Saint Louis 62 60

288 H Evansville 67 53

303 H Southern Ill. 73 59

LAST 12 Division I GAMES:

51 A Missouri St. 46 78 288 H Evansville 67 53

67 A Wichita St. 41 63 303 H Southern Ill. 73 59

98 A Creighton 47 44 125 A Wisconsin 65 54

188 H Loyola Chicago 65 50 213 H North Dakota St. 57 49

63 A Iowa 46 71 271 H North Dakota 74 60

272 A Saint Louis 62 60 30 N Hofstra 60 70

D
r
a
k
eD
r
a
k
e

Non-Div I Games:

Drake

Loss, Non-Conf, S Site, H Home A Away N Neutral

Average RPI Win:	120	WON-LOST	WINNING	LAST 12	STRENGTH OF	OPP. STRENGTH	TEAM	ADJ.	CONF.	ADJ CONF.
Average RPI Loss:	74	RECORD	PCT. RANK	GAMES	SCHEDULE	OF SCHEDULE	RPI	RPI	RPI	RPI
DIV. I ONLY	8- 7	151	6- 6	27	28	59	59	7	7	
DIV. I NON-CONF.	4- 6	211	2- 5	54	28	73	73	7	7	
TOTALS	RPI 1-25	RPI 26-50	W-L RECORDS	RPI 51-100	RPI 101-150	RPI 150+				
8- 7	0- 1	2- 2	OVERALL	1- 2	2- 1	3- 1				
3- 3	0- 1	1- 1	HOME	0- 1	1- 0	1- 0				
4- 4	0- 0	1- 1	AWAY	1- 1	1- 1	1- 1				
1- 0	0- 0	0- 0	NEUTRAL	0- 0	0- 0	1- 0				
4- 6	0- 1	0- 1	NON-CONFERENCE	0- 2	2- 1	2- 1				
1- 3	0- 1	0- 1	HOME	0- 1	1- 0	0- 0				
2- 3	0- 0	0- 0	AWAY	0- 1	1- 1	1- 1				
1- 0	0- 0	0- 0	NEUTRAL	0- 0	0- 0	1- 0				
4- 1	0- 0	2- 1	CONFERENCE	1- 0	0- 0	1- 0				
2- 0	0- 0	1- 0	HOME	0- 0	0- 0	1- 0				
2- 1	0- 0	1- 1	AWAY	1- 0	0- 0	0- 0				
0- 0	0- 0	0- 0	NEUTRAL	0- 0	0- 0	0- 0				

RPI 1-25				RPI 26-50				RPI 51-100				RPI 101+			
RPI	S	Opponent	Score	RPI	S	Opponent	Score	RPI	S	Opponent	Score	RPI	S	Opponent	Score
22	H	Princeton	51 63	30	A	Hofstra	65 76	53	A	Saint Joseph's	50 59	122	H	La Salle	72 59
				32	A	James Madison	60 43	77	H	LIU Brooklyn	52 60	128	A	Seton Hall	64 77
				41	H	South Carolina	58 62	89	A	UNC Wilmington	58 43	135	A	Pittsburgh	71 50
				42	H	Towson	66 38					167	A	Penn	65 67
												172	N	Detroit	61 56
												183	H	Georgia St.	65 38
												186	A	Akron	67 60
LAST 12 Division I GAMES:															
42	H	Towson	66 38	183	H	Georgia St.	65 38								
30	A	Hofstra	65 76	32	A	James Madison	60 43								
22	H	Princeton	51 63	128	A	Seton Hall	64 77								
41	H	South Carolina	58 62	89	A	UNC Wilmington	58 43								
167	A	Penn	65 67	53	A	Saint Joseph's	50 59								
122	H	La Salle	72 59	135	A	Pittsburgh	71 50								

Non-Div I Games:

Drexel

■ Loss,
 ■ Non-Conf, S Site,
 ■ Home
 ■ Away
 N Neutral

Average RPI Win:	120	WON-LOST	WINNING	LAST 12	STRENGTH OF	OPP. STRENGTH	TEAM	ADJ.	CONF.	ADJ CONF.
Average RPI Loss:	9	RECORD	PCT. RANK	GAMES	SCHEDULE	OF SCHEDULE	RPI	RPI	RPI	RPI
DIV. I ONLY	14- 2	14	10- 2	36	8	12	12	6	6	
DIV. I NON-CONF.	9- 2	38	5- 2	49	11	13	13	4	4	
TOTALS	RPI 1-25	RPI 26-50	W-L RECORDS	RPI 51-100	RPI 101-150	RPI 150+				
14- 2	1- 2	4- 0	OVERALL	3- 0	2- 0	4- 0				
8- 0	1- 0	3- 0	HOME	1- 0	2- 0	1- 0				
5- 1	0- 1	1- 0	AWAY	2- 0	0- 0	2- 0				
1- 1	0- 1	0- 0	NEUTRAL	0- 0	0- 0	1- 0				
9- 2	1- 2	1- 0	NON-CONFERENCE	2- 0	2- 0	3- 0				
5- 0	1- 0	0- 0	HOME	1- 0	2- 0	1- 0				
3- 1	0- 1	1- 0	AWAY	1- 0	0- 0	1- 0				
1- 1	0- 1	0- 0	NEUTRAL	0- 0	0- 0	1- 0				
5- 0	0- 0	3- 0	CONFERENCE	1- 0	0- 0	1- 0				
3- 0	0- 0	3- 0	HOME	0- 0	0- 0	0- 0				
2- 0	0- 0	0- 0	AWAY	1- 0	0- 0	1- 0				
0- 0	0- 0	0- 0	NEUTRAL	0- 0	0- 0	0- 0				

RPI 1-25				Team's RPI: 12		RPI 26-50				RPI 51-100				RPI 101+							
RPI	S	Opponent	Score			RPI	S	Opponent	Score			RPI	S	Opponent	Score		RPI	S	Opponent	Score	
3	N	Notre Dame	54	56		37	H	Virginia	77	66		64	A	Temple	65	54	116	H	Auburn	73	50
14	A	Kentucky	65	72		43	A	BYU	61	55		89	H	UNC Wilmington	107	45	135	H	Pittsburgh	92	43
21	H	Purdue	64	53		49	H	Florida St.	73	66		93	A	Wake Forest	76	58	176	A	Virginia Tech	61	34
						50	H	North Carolina St.	83	59							207	A	Western Ky.	80	54
																	301	N	Gardner-Webb	97	31
																	302	H	S.C. Upstate	93	35
LAST 12 Division I GAMES:																					
						50	H	North Carolina St.	83	59		176	A	Virginia Tech	61	34					
						93	A	Wake Forest	76	58		49	H	Florida St.	73	66					
						37	H	Virginia	77	66		14	A	Kentucky	65	72					
						64	A	Temple	65	54		135	H	Pittsburgh	92	43					
						89	H	UNC Wilmington	107	45		21	H	Purdue	64	53					
						302	H	S.C. Upstate	93	35		3	N	Notre Dame	54	56					

Non-Div I Games:

Duke

Duquesne

Average RPI Win: 184	WON-LOST	WINNING	LAST 12	STRENGTH OF	OPP. STRENGTH	TEAM	ADJ.	CONF.	ADJ CONF.
Average RPI Loss: 95	RECORD	PCT. RANK	GAMES	SCHEDULE	OF SCHEDULE	RPI	RPI	RPI	RPI
DIV. I ONLY	13- 4	41	9- 3	132	107	48	48	9	9
DIV. I NON-CONF.	12- 3	45	8- 2	135	129	48	48	9	9

TOTALS	RPI 1-25	RPI 26-50	W-L RECORDS	RPI 51-100	RPI 101-150	RPI 150+
13- 4	0- 0	0- 3	OVERALL	2- 0	2- 0	9- 1
9- 0	0- 0	0- 0	HOME	2- 0	1- 0	6- 0
3- 4	0- 0	0- 3	AWAY	0- 0	1- 0	2- 1
1- 0	0- 0	0- 0	NEUTRAL	0- 0	0- 0	1- 0
12- 3	0- 0	0- 2	NON-CONFERENCE	2- 0	2- 0	8- 1
8- 0	0- 0	0- 0	HOME	2- 0	1- 0	5- 0
3- 3	0- 0	0- 2	AWAY	0- 0	1- 0	2- 1
1- 0	0- 0	0- 0	NEUTRAL	0- 0	0- 0	1- 0
1- 1	0- 0	0- 1	CONFERENCE	0- 0	0- 0	1- 0
1- 0	0- 0	0- 0	HOME	0- 0	0- 0	1- 0
0- 1	0- 0	0- 1	AWAY	0- 0	0- 0	0- 0
0- 0	0- 0	0- 0	NEUTRAL	0- 0	0- 0	0- 0

RPI 1-25				RPI 26-50				Team's RPI: 48				RPI 51-100				RPI 101+			
RPI	S	Opponent	Score	RPI	S	Opponent	Score	RPI	S	Opponent	Score	RPI	S	Opponent	Score	RPI	S	Opponent	Score
29	A	Florida	49 62	65	H	Miami (OH)	64 63	105	H	Davidson	84 53								
32	A	James Madison	49 56	79	H	West Virginia	61 55	135	A	Pittsburgh	70 57								
46	A	St. Bonaventure	53 61					172	H	Robert Morris	66 63								
								178	A	Saint Francis (PA)	74 70								
								186	H	Akron	77 70								
								197	H	Buffalo	90 46								
								198	H	Xavier	68 49								
								213	A	North Dakota St.	74 66								
								263	H	Ohio	83 60								
								271	A	North Dakota	80 86								
								275	H	Morehead St.	86 53								
								326	N	Maine	76 38								
LAST 12 Division I GAMES:																			
32	A	James Madison	49 56	198	H	Xavier	68 49												
172	H	Robert Morris	66 63	46	A	St. Bonaventure	53 61												
135	A	Pittsburgh	70 57	186	H	Akron	77 70												
29	A	Florida	49 62	275	H	Morehead St.	86 53												
326	N	Maine	76 38	65	H	Miami (OH)	64 63												
79	H	West Virginia	61 55	263	H	Ohio	83 60												

LAST 12 Division I GAMES:

32	A James Madison	49 56	198	H Xavier	68 49
172	H Robert Morris	66 63	46	A St. Bonaventure	53 61
135	A Pittsburgh	70 57	186	H Akron	77 70
29	A Florida	49 62	275	H Morehead St.	86 53
326	N Maine	76 38	65	H Miami (OH)	64 63
79	H West Virginia	61 55	263	H Ohio	83 60

D
u
q
u
e
s
n
e

D
u
q
u
e
s
n
e

Non-Div I Games:

Duquesne

Loss, Non-Conf, S Site, H Home A Away N Neutral

East Carolina

Average RPI Win:	257	WON-LOST	WINNING	LAST 12	STRENGTH OF	OPP. STRENGTH	TEAM	ADJ.	CONF.	ADJ CONF.
Average RPI Loss:	128	RECORD	PCT. RANK	GAMES	SCHEDULE	OF SCHEDULE	RPI	RPI	RPI	RPI
DIV. I ONLY	4- 10	274	4- 8	105	210	236	236	11	11	
DIV. I NON-CONF.	4- 7	228	4- 5	154	177	269	269	19	19	

TOTALS	RPI 1-25	RPI 26-50	W-L RECORDS	RPI 51-100	RPI 101-150	RPI 150+
4- 10	0- 1	0- 0	OVERALL	0- 4	0- 1	4- 4
3- 2	0- 0	0- 0	HOME	0- 2	0- 0	3- 0
0- 5	0- 0	0- 0	AWAY	0- 2	0- 1	0- 2
1- 3	0- 1	0- 0	NEUTRAL	0- 0	0- 0	1- 2
4- 7	0- 1	0- 0	NON-CONFERENCE	0- 3	0- 0	4- 3
3- 1	0- 0	0- 0	HOME	0- 1	0- 0	3- 0
0- 3	0- 0	0- 0	AWAY	0- 2	0- 0	0- 1
1- 3	0- 1	0- 0	NEUTRAL	0- 0	0- 0	1- 2
0- 3	0- 0	0- 0	CONFERENCE	0- 1	0- 1	0- 1
0- 1	0- 0	0- 0	HOME	0- 1	0- 0	0- 0
0- 2	0- 0	0- 0	AWAY	0- 0	0- 1	0- 1
0- 0	0- 0	0- 0	NEUTRAL	0- 0	0- 0	0- 0

RPI S	Opponent	Score	RPI S	Opponent	Score	RPI S	Opponent	Score	RPI S	Opponent	Score	Team's RPI: 236
8 N	Delaware	40 60				54 A	Hampton	48 76	119 A	Memphis	59 62	
						84 H	UAB	39 44	155 N	North Carolina	61 65	
						85 H	VCU	49 62	182 H	Monmouth	75 52	
						89 A	UNC Wilmington	53 64	212 A	UCF	53 59	
									228 H	Elon	60 46	
									230 A	Col. of Charleston	43 58	
									242 N	Lafayette	57 64	
									285 N	Jacksonville	70 64	
									331 H	Delaware St.	54 47	
LAST 12 Division I GAMES:												
212 A	UCF	53 59	119 A	Memphis	59 62							
54 A	Hampton	48 76	84 H	UAB	39 44							
242 N	Lafayette	57 64	85 H	VCU	49 62							
8 N	Delaware	40 60	182 H	Monmouth	75 52							
155 N	North Carolina	61 65	228 H	Elon	60 46							
285 N	Jacksonville	70 64	331 H	Delaware St.	54 47							

Non-Div I Games:	St. Andrews	109 30	Virginia Intermont	82 33	East Carolina
------------------	-------------	--------	--------------------	-------	---------------

Average RPI Win:	283	WON-LOST	WINNING	LAST 12	STRENGTH OF	OPP. STRENGTH	TEAM	ADJ.	CONF.	ADJ CONF.
Average RPI Loss:	142	RECORD	PCT. RANK	GAMES	SCHEDULE	OF SCHEDULE	RPI	RPI	RPI	RPI
DIV. I ONLY	4- 13	292	4- 8	74	323	258	258	30	30	
DIV. I NON-CONF.	1- 9	321	1- 4	18	272	189	189	28	28	
TOTALS	RPI 1-25	RPI 26-50	W-L RECORDS	RPI 51-100	RPI 101-150	RPI 150+				
4- 13	0- 0	0- 1	OVERALL	0- 5	0- 2	4- 5				
4- 3	0- 0	0- 0	HOME	0- 2	0- 0	4- 1				
0- 8	0- 0	0- 1	AWAY	0- 1	0- 2	0- 3				
0- 2	0- 0	0- 0	NEUTRAL	0- 1	0- 0	0- 1				
1- 9	0- 0	0- 1	NON-CONFERENCE	0- 4	0- 1	1- 3				
1- 3	0- 0	0- 0	HOME	0- 2	0- 0	1- 1				
0- 4	0- 0	0- 1	AWAY	0- 1	0- 1	0- 1				
0- 2	0- 0	0- 0	NEUTRAL	0- 1	0- 0	0- 1				
3- 4	0- 0	0- 0	CONFERENCE	0- 1	0- 1	3- 2				
3- 0	0- 0	0- 0	HOME	0- 0	0- 0	3- 0				
0- 4	0- 0	0- 0	AWAY	0- 1	0- 1	0- 2				
0- 0	0- 0	0- 0	NEUTRAL	0- 0	0- 0	0- 0				

RPI 1-25				RPI 26-50				RPI 51-100				RPI 101+				Team's RPI: 258
RPI	S	Opponent	Score	RPI	S	Opponent	Score	RPI	S	Opponent	Score	RPI	S	Opponent	Score	
				36	A	Richmond	39 66	51	A	Missouri St.	70 81	118	A	Stetson	60 68	
								56	H	Middle Tenn.	63 78	120	A	Appalachian St.	65 89	
								60	H	Chattanooga	80 88	155	A	North Carolina	77 93	
								84	N	UAB	47 59	184	N	Manhattan	53 86	
								88	A	Fla. Gulf Coast	60 88	249	H	Kennesaw St.	77 61	
												275	H	Morehead St.	68 57	
												285	A	Jacksonville	44 70	
												296	H	Tennessee Tech	76 87	
												302	H	S.C. Upstate	67 64	
												307	H	Mercer	72 46	
												313	A	North Florida	67 70	
LAST 12 Division I GAMES:																
249	H	Kennesaw St.	77 61	285	A	Jacksonville	44 70	313	A	North Florida	67 70	51	A	Missouri St.	70 81	
307	H	Mercer	72 46	88	A	Fla. Gulf Coast	60 88	118	A	Stetson	60 68	36	A	Richmond	39 66	
302	H	S.C. Upstate	67 64													
60	H	Chattanooga	80 88													
275	H	Morehead St.	68 57													
155	A	North Carolina	77 93													

Non-Div I Games:

East Tenn. St.

■ Loss,
■ Non-Conf,
■ S Site,
■ H Home
■ A Away
N Neutral

Eastern Ill.

Through Games Of Sunday, January 15, 2012

Average RPI Win:	227	WON-LOST	WINNING	LAST 12	STRENGTH OF	OPP. STRENGTH	TEAM	ADJ.	CONF.	ADJ CONF.
Average RPI Loss:	197	RECORD	PCT. RANK	GAMES	SCHEDULE	OF SCHEDULE	RPI	RPI	RPI	RPI
DIV. I ONLY	11- 4	56	8- 4	305	235	112	112	31	31	
DIV. I NON-CONF.	8- 4	90	5- 4	285	186	98	98	30	30	
TOTALS	RPI 1-25	RPI 26-50	W-L RECORDS	RPI 51-100	RPI 101-150	RPI 150+				
11- 4	0- 0	0- 0	OVERALL	0- 1	3- 0	8- 3				
5- 0	0- 0	0- 0	HOME	0- 0	2- 0	3- 0				
6- 4	0- 0	0- 0	AWAY	0- 1	1- 0	5- 3				
0- 0	0- 0	0- 0	NEUTRAL	0- 0	0- 0	0- 0				
8- 4	0- 0	0- 0	NON-CONFERENCE	0- 1	3- 0	5- 3				
4- 0	0- 0	0- 0	HOME	0- 0	2- 0	2- 0				
4- 4	0- 0	0- 0	AWAY	0- 1	1- 0	3- 3				
0- 0	0- 0	0- 0	NEUTRAL	0- 0	0- 0	0- 0				
3- 0	0- 0	0- 0	CONFERENCE	0- 0	0- 0	3- 0				
1- 0	0- 0	0- 0	HOME	0- 0	0- 0	1- 0				
2- 0	0- 0	0- 0	AWAY	0- 0	0- 0	2- 0				
0- 0	0- 0	0- 0	NEUTRAL	0- 0	0- 0	0- 0				

RPI 1-25				RPI 26-50				RPI 51-100				RPI 101+				Team's RPI: 112	
RPI	S	Opponent	Score	RPI	S	Opponent	Score	RPI	S	Opponent	Score	RPI	S	Opponent	Score		
								61	A	Missouri	54	56	121	H	Indiana St.	75	60
												136	H	Illinois St.	83	69	
												144	A	Bradley	59	58	
												152	A	Ill.-Chicago	50	66	
												177	A	SIU Edwardsville	73	70	
												198	A	Xavier	60	54	
												232	H	Northern Ill.	72	62	
												269	H	Western Ill.	88	55	
												278	A	San Jose St.	93	71	
												281	A	Sacramento St.	85	89	
												294	A	IUPUI	64	49	
												295	A	Valparaiso	50	53	
												319	A	Southeast Mo. St.	73	46	
												327	H	Murray St.	76	51	
LAST 12 Division I GAMES:																	
198	A	Xavier	60	54	319	A	Southeast Mo. St.	73	46								
327	H	Murray St.	76	51	177	A	SIU Edwardsville	73	70								
232	H	Northern Ill.	72	62	121	H	Indiana St.	75	60								
152	A	Ill.-Chicago	50	66	61	A	Missouri	54	56								
295	A	Valparaiso	50	53	269	H	Western Ill.	88	55								
294	A	IUPUI	64	49	281	A	Sacramento St.	85	89								

Non-Div I Games: Oakland City 93 32

Eastern Ill.

Loss, Non-Conf, S Site, H Home A Away N Neutral

Average RPI Win:	312	WON-LOST	WINNING	LAST 12	STRENGTH OF	OPP. STRENGTH	TEAM	ADJ.	CONF.	ADJ CONF.
Average RPI Loss:	187	RECORD	PCT. RANK	GAMES	SCHEDULE	OF SCHEDULE	RPI	RPI	RPI	RPI
DIV. I ONLY	7- 8	192	6- 5	337	309	286	286	31	31	
DIV. I NON-CONF.	3- 6	238	2- 3	293	244	236	236	30	30	
TOTALS	RPI 1-25	RPI 26-50	W-L RECORDS	RPI 51-100	RPI 101-150	RPI 150+				
7- 8	0- 1	0- 0	OVERALL	0- 1	0- 1	7- 5				
3- 2	0- 1	0- 0	HOME	0- 0	0- 0	3- 1				
3- 4	0- 0	0- 0	AWAY	0- 1	0- 0	3- 3				
1- 2	0- 0	0- 0	NEUTRAL	0- 0	0- 1	1- 1				
3- 6	0- 1	0- 0	NON-CONFERENCE	0- 1	0- 1	3- 3				
1- 1	0- 1	0- 0	HOME	0- 0	0- 0	1- 0				
1- 3	0- 0	0- 0	AWAY	0- 1	0- 0	1- 2				
1- 2	0- 0	0- 0	NEUTRAL	0- 0	0- 1	1- 1				
4- 2	0- 0	0- 0	CONFERENCE	0- 0	0- 0	4- 2				
2- 1	0- 0	0- 0	HOME	0- 0	0- 0	2- 1				
2- 1	0- 0	0- 0	AWAY	0- 0	0- 0	2- 1				
0- 0	0- 0	0- 0	NEUTRAL	0- 0	0- 0	0- 0				

RPI 1-25				RPI 26-50				RPI 51-100				RPI 101+ Team's RPI: 286			
RPI	S	Opponent	Score	RPI	S	Opponent	Score	RPI	S	Opponent	Score	RPI	S	Opponent	Score
25	H	Louisville	53 77					65	A	Miami (OH)	55 60	120	N	Appalachian St.	62 64
												198	A	Xavier	61 66
												246	N	Campbell	52 64
												275	A	Morehead St.	58 68
												276	H	Austin Peay	63 66
												280	H	Tennessee St.	79 59
												288	A	Evansville	56 63
												293	H	Belmont	60 46
												304	A	Western Mich.	71 60
												319	H	Southeast Mo. St.	52 37
												324	N	Chicago St.	67 56
												327	A	Murray St.	62 61
												337	A	Jacksonville St.	80 76
LAST 12 Division I GAMES:															
319	H	Southeast Mo. St.	52 37	275	A	Morehead St.	58 68								
276	H	Austin Peay	63 66	327	A	Murray St.	62 61								
280	H	Tennessee St.	79 59	324	N	Chicago St.	67 56								
337	A	Jacksonville St.	80 76	288	A	Evansville	56 63								
65	A	Miami (OH)	55 60	246	N	Campbell	52 64								
293	H	Belmont	60 46	120	N	Appalachian St.	62 64								

Non-Div I Games: Ky. Christian 97 61

Eastern Ky.

■ Loss,
■ Non-Conf, S Site,
■ Home
■ Away
N Neutral

Average RPI Win:	210	WON-LOST	WINNING	LAST 12	STRENGTH OF	OPP. STRENGTH	TEAM	ADJ.	CONF.	ADJ CONF.
Average RPI Loss:	135	RECORD	PCT. RANK	GAMES	SCHEDULE	OF SCHEDULE	RPI	RPI	RPI	RPI
DIV. I ONLY	10- 6	106	7- 5	187	154	100	100	14	14	
DIV. I NON-CONF.	7- 5	122	4- 4	141	152	78	78	16	16	
TOTALS	RPI 1-25	RPI 26-50	W-L RECORDS	RPI 51-100	RPI 101-150	RPI 150+				
10- 6	1- 1	0- 0	OVERALL	0- 1	1- 1	8- 3				
4- 1	1- 0	0- 0	HOME	0- 0	0- 1	3- 0				
5- 5	0- 1	0- 0	AWAY	0- 1	1- 0	4- 3				
1- 0	0- 0	0- 0	NEUTRAL	0- 0	0- 0	1- 0				
7- 5	1- 1	0- 0	NON-CONFERENCE	0- 1	0- 1	6- 2				
2- 1	1- 0	0- 0	HOME	0- 0	0- 1	1- 0				
4- 4	0- 1	0- 0	AWAY	0- 1	0- 0	4- 2				
1- 0	0- 0	0- 0	NEUTRAL	0- 0	0- 0	1- 0				
3- 1	0- 0	0- 0	CONFERENCE	0- 0	1- 0	2- 1				
2- 0	0- 0	0- 0	HOME	0- 0	0- 0	2- 0				
1- 1	0- 0	0- 0	AWAY	0- 0	1- 0	0- 1				
0- 0	0- 0	0- 0	NEUTRAL	0- 0	0- 0	0- 0				

RPI 1-25				RPI 26-50				RPI 51-100 Team's RPI: 100				RPI 101+			
RPI	S	Opponent	Score	RPI	S	Opponent	Score	RPI	S	Opponent	Score	RPI	S	Opponent	Score
15	A	Green Bay	53 84					76	A	Michigan St.	59 60	117	A	Toledo	70 66
16	H	Michigan	77 64									126	H	UMKC	68 70
												171	A	Seattle	72 75
												172	A	Detroit	69 70
												188	A	Loyola Chicago	63 55
												194	A	Canisius	65 53
												210	A	Northeastern	83 53
												232	H	Northern Ill.	64 52
												247	A	Ball St.	51 54
												272	N	Saint Louis	66 55
												279	A	Cornell	54 52
												289	H	Wyoming	65 43
												304	H	Western Mich.	84 59
LAST 12 Division I GAMES:															
232	H	Northern Ill.	64 52	304	H	Western Mich.	84 59								
247	A	Ball St.	51 54	117	A	Toledo	70 66								
289	H	Wyoming	65 43	16	H	Michigan	77 64								
171	A	Seattle	72 75	126	H	UMKC	68 70								
272	N	Saint Louis	66 55	76	A	Michigan St.	59 60								
172	A	Detroit	69 70	194	A	Canisius	65 53								

Non-Div I Games: Marygrove 110 31

Eastern Mich.

Average RPI Win:	236	WON-LOST	WINNING	LAST 12	STRENGTH OF	OPP. STRENGTH	TEAM	ADJ.	CONF.	ADJ CONF.
Average RPI Loss:	104	RECORD	PCT. RANK	GAMES	SCHEDULE	OF SCHEDULE	RPI	RPI	RPI	RPI
DIV. I ONLY	8- 9	183	6- 5	108	178	161	161	19	19	
DIV. I NON-CONF.	4- 7	228	2- 3	32	115	105	105	17	17	
TOTALS	RPI 1-25	RPI 26-50	W-L RECORDS	RPI 51-100	RPI 101-150	RPI 150+				
8- 9	0- 0	0- 3	OVERALL	1- 2	0- 2	7- 2				
4- 5	0- 0	0- 1	HOME	1- 1	0- 1	3- 2				
3- 4	0- 0	0- 2	AWAY	0- 1	0- 1	3- 0				
1- 0	0- 0	0- 0	NEUTRAL	0- 0	0- 0	1- 0				
4- 7	0- 0	0- 3	NON-CONFERENCE	1- 2	0- 1	3- 1				
2- 3	0- 0	0- 1	HOME	1- 1	0- 0	1- 1				
1- 4	0- 0	0- 2	AWAY	0- 1	0- 1	1- 0				
1- 0	0- 0	0- 0	NEUTRAL	0- 0	0- 0	1- 0				
4- 2	0- 0	0- 0	CONFERENCE	0- 0	0- 1	4- 1				
2- 2	0- 0	0- 0	HOME	0- 0	0- 1	2- 1				
2- 0	0- 0	0- 0	AWAY	0- 0	0- 0	2- 0				
0- 0	0- 0	0- 0	NEUTRAL	0- 0	0- 0	0- 0				

RPI 1-25				RPI 26-50				RPI 51-100				RPI 101+				Team's RPI: 161	
RPI	S	Opponent	Score	RPI	S	Opponent	Score	RPI	S	Opponent	Score	RPI	S	Opponent	Score		
				30	H	Hofstra	69 90	75	A	Arizona St.	43 74	128	A	Pacific	60 69		
				35	A	Gonzaga	69 75	78	H	Oregon St.	60 74	141	H	Northern Colo.	53 56		
				43	A	BYU	58 77	90	H	San Diego	68 57	159	A	Portland	76 60		
												160	H	Montana St.	79 73		
												200	H	Boise St.	63 72		
												209	H	Montana	46 53		
												245	N	Arkansas St.	72 51		
												281	H	Sacramento St.	78 62		
												298	A	Northern Ariz.	74 56		
												325	H	Idaho	76 61		
												330	A	Weber St.	72 60		
LAST 12 Division I GAMES:																	
				298	A	Northern Ariz.	74 56	141	H	Northern Colo.	53 56						
				330	A	Weber St.	72 60	281	H	Sacramento St.	78 62						
				209	H	Montana	46 53	200	H	Boise St.	63 72						
				160	H	Montana St.	79 73	35	A	Gonzaga	69 75						
				325	H	Idaho	76 61	245	N	Arkansas St.	72 51						
				128	A	Pacific	60 69	75	A	Arizona St.	43 74						

Non-Div I Games: Eastern Ore. 68 55 Corban 89 54

Eastern Wash.

■ Loss,
 ■ Non-Conf,
 ■ S Site,
 ■ H Home
 ■ A Away
 N Neutral

Average RPI Win:	250	WON-LOST	WINNING	LAST 12	STRENGTH OF	OPP. STRENGTH	TEAM	ADJ.	CONF.	ADJ CONF.
Average RPI Loss:	139	RECORD	PCT. RANK	GAMES	SCHEDULE	OF SCHEDULE	RPI	RPI	RPI	RPI
DIV. I ONLY	6- 9	222	6- 6	175	272	228	228	16	16	
DIV. I NON-CONF.	2- 5	265	2- 2	272	258	273	273	14	14	
TOTALS	RPI 1-25	RPI 26-50	W-L RECORDS	RPI 51-100	RPI 101-150	RPI 150+				
6- 9	0- 0	0- 0	OVERALL	0- 3	1- 2	5- 4				
4- 2	0- 0	0- 0	HOME	0- 1	1- 1	3- 0				
1- 5	0- 0	0- 0	AWAY	0- 2	0- 1	1- 2				
1- 2	0- 0	0- 0	NEUTRAL	0- 0	0- 0	1- 2				
2- 5	0- 0	0- 0	NON-CONFERENCE	0- 2	0- 0	2- 3				
1- 0	0- 0	0- 0	HOME	0- 0	0- 0	1- 0				
0- 3	0- 0	0- 0	AWAY	0- 2	0- 0	0- 1				
1- 2	0- 0	0- 0	NEUTRAL	0- 0	0- 0	1- 2				
4- 4	0- 0	0- 0	CONFERENCE	0- 1	1- 2	3- 1				
3- 2	0- 0	0- 0	HOME	0- 1	1- 1	2- 0				
1- 2	0- 0	0- 0	AWAY	0- 0	0- 1	1- 1				
0- 0	0- 0	0- 0	NEUTRAL	0- 0	0- 0	0- 0				

RPI 1-25				RPI 26-50				RPI 51-100				RPI 101+				Team's RPI: 228	
RPI	S	Opponent	Score	RPI	S	Opponent	Score	RPI	S	Opponent	Score	RPI	S	Opponent	Score		
								60	H	Chattanooga	46	59	105	A	Davidson	66	75
								79	A	West Virginia	36	84	120	H	Appalachian St.	58	72
								91	A	Charlotte	58	89	150	H	Samford	69	44
													168	A	Furman	60	75
													172	N	Robert Morris	65	69
													218	N	Massachusetts	56	76
													230	H	Col. of Charleston	51	46
													236	A	East Carolina	46	60
													246	H	Campbell	89	88
													260	H	Ga. Southern	61	60
													277	A	Wofford	74	68
													334	N	Wagner	60	57
LAST 12 Division I GAMES:																	
120	H	Appalachian St.	58	72	230	H	Col. of Charleston	51	46								
105	A	Davidson	66	75	260	H	Ga. Southern	61	60								
79	A	West Virginia	36	84	168	A	Furman	60	75								
334	N	Wagner	60	57	246	H	Campbell	89	88								
218	N	Massachusetts	56	76	150	H	Samford	69	44								
277	A	Wofford	74	68	60	H	Chattanooga	46	59								

Non-Div I Games: Virginia Intermont 105 53 Virginia Union 70 46

Elon

■ Loss,
 ■ Non-Conf,
 ■ S Site,
 ■ H Home
 ■ A Away
 N Neutral

Evansville

Through Games Of Sunday, January 15, 2012

Average RPI Win:	274	WON-LOST	WINNING	LAST 12	STRENGTH OF	OPP. STRENGTH	TEAM	ADJ.	CONF.	ADJ CONF.
Average RPI Loss:	157	RECORD	PCT. RANK	GAMES	SCHEDULE	OF SCHEDULE	RPI	RPI	RPI	RPI
DIV. I ONLY	4- 13	292	3- 9	160	315	288	288	10	10	
DIV. I NON-CONF.	3- 8	268	2- 4	217	339	307	307	10	10	
TOTALS	RPI 1-25	RPI 26-50	W-L RECORDS	RPI 51-100	RPI 101-150	RPI 150+				
4- 13	0- 0	0- 0	OVERALL	0- 3	1- 4	3- 6				
3- 3	0- 0	0- 0	HOME	0- 0	1- 0	2- 3				
0- 9	0- 0	0- 0	AWAY	0- 3	0- 4	0- 2				
1- 1	0- 0	0- 0	NEUTRAL	0- 0	0- 0	1- 1				
3- 8	0- 0	0- 0	NON-CONFERENCE	0- 2	0- 2	3- 4				
2- 2	0- 0	0- 0	HOME	0- 0	0- 0	2- 2				
0- 5	0- 0	0- 0	AWAY	0- 2	0- 2	0- 1				
1- 1	0- 0	0- 0	NEUTRAL	0- 0	0- 0	1- 1				
1- 5	0- 0	0- 0	CONFERENCE	0- 1	1- 2	0- 2				
1- 1	0- 0	0- 0	HOME	0- 0	1- 0	0- 1				
0- 4	0- 0	0- 0	AWAY	0- 1	0- 2	0- 1				
0- 0	0- 0	0- 0	NEUTRAL	0- 0	0- 0	0- 0				

RPI S	Opponent	Score	RPI S	Opponent	Score	RPI S	Opponent	Score	RPI S	Opponent	Score	Team's RPI: 288
						61	A Missouri	51 74	115	A Bowling Green	54 71	
						98	A Creighton	33 65	121	A Indiana St.	54 73	
						99	A Cincinnati	34 64	136	A Illinois St.	49 62	
									144	H Bradley	71 59	
									147	A UT Martin	69 78	
									151	A Drake	53 67	
									154	H UNI	51 61	
									175	H Marshall	48 60	
									206	N Brown	47 55	
									247	H Ball St.	50 55	
									286	H Eastern Ky.	63 56	
									327	A Murray St.	61 76	
									327	H Murray St.	78 48	
									338	N Troy	59 49	
LAST 12 Division I GAMES:												
			144	H Bradley	71 59		151	A Drake	53 67			
			154	H UNI	51 61		98	A Creighton	33 65			
			136	A Illinois St.	49 62		327	H Murray St.	78 48			
			121	A Indiana St.	54 73		175	H Marshall	48 60			
			61	A Missouri	51 74		286	H Eastern Ky.	63 56			
			147	A UT Martin	69 78		247	H Ball St.	50 55			

Non-Div I Games:

Evansville

Loss, Non-Conf, S Site, H Home A Away N Neutral

Average RPI Win:	240	WON-LOST	WINNING	LAST 12	STRENGTH OF	OPP. STRENGTH	TEAM	ADJ.	CONF.	ADJ CONF.
Average RPI Loss:	108	RECORD	PCT. RANK	GAMES	SCHEDULE	OF SCHEDULE	RPI	RPI	RPI	RPI
DIV. I ONLY	11- 6	92	8- 3	245	191	166	166	21	21	
DIV. I NON-CONF.	9- 3	60	6- 0	253	229	168	168	20	20	
TOTALS	RPI 1-25	RPI 26-50	W-L RECORDS	RPI 51-100	RPI 101-150	RPI 150+				
11- 6	0- 1	0- 0	OVERALL	0- 3	2- 0	9- 2				
7- 3	0- 1	0- 0	HOME	0- 2	2- 0	5- 0				
2- 3	0- 0	0- 0	AWAY	0- 1	0- 0	2- 2				
2- 0	0- 0	0- 0	NEUTRAL	0- 0	0- 0	2- 0				
9- 3	0- 1	0- 0	NON-CONFERENCE	0- 1	2- 0	7- 1				
6- 2	0- 1	0- 0	HOME	0- 1	2- 0	4- 0				
1- 1	0- 0	0- 0	AWAY	0- 0	0- 0	1- 1				
2- 0	0- 0	0- 0	NEUTRAL	0- 0	0- 0	2- 0				
2- 3	0- 0	0- 0	CONFERENCE	0- 2	0- 0	2- 1				
1- 1	0- 0	0- 0	HOME	0- 1	0- 0	1- 0				
1- 2	0- 0	0- 0	AWAY	0- 1	0- 0	1- 1				
0- 0	0- 0	0- 0	NEUTRAL	0- 0	0- 0	0- 0				

RPI 1-25				RPI 26-50				RPI 51-100				RPI 101+ Team's RPI: 166			
RPI	S	Opponent	Score	RPI	S	Opponent	Score	RPI	S	Opponent	Score	RPI	S	Opponent	Score
7	H	Maryland	52 84					56	A	Middle Tenn.	53 58	101	H	Albany (NY)	69 56
								56	H	Middle Tenn.	60 74	116	H	Auburn	64 55
								88	H	Fla. Gulf Coast	72 80	162	H	Florida A&M	79 64
												207	A	Western Ky.	48 65
												212	A	UCF	61 46
												233	A	UTSA	54 61
												248	H	Morgan St.	77 60
												268	H	La.-Monroe	65 55
												284	A	La.-Lafayette	78 48
												285	H	Jacksonville	63 37
												300	H	CSU Bakersfield	82 59
												331	N	Delaware St.	73 57
												337	N	Jacksonville St.	79 52
LAST 12 Division I GAMES:															
268	H	La.-Monroe	65 55	284	A	La.-Lafayette	78 48								
248	H	Morgan St.	77 60	56	H	Middle Tenn.	60 74								
116	H	Auburn	64 55	337	N	Jacksonville St.	79 52								
101	H	Albany (NY)	69 56	207	A	Western Ky.	48 65								
56	A	Middle Tenn.	53 58	212	A	UCF	61 46								
331	N	Delaware St.	73 57	300	H	CSU Bakersfield	82 59								

Non-Div I Games: Lynn 68 30

FIU

■ Loss,
 ■ Non-Conf, S Site,
 ■ Home
 ■ Away
 N Neutral

Fairfield

Through Games Of Sunday, January 15, 2012

Average RPI Win:	241	WON-LOST	WINNING	LAST 12	STRENGTH OF	OPP. STRENGTH	TEAM	ADJ.	CONF.	ADJ CONF.
Average RPI Loss:	89	RECORD	PCT. RANK	GAMES	SCHEDULE	OF SCHEDULE	RPI	RPI	RPI	RPI
DIV. I ONLY	12- 5	66	9- 3	282	152	127	127	22	22	
DIV. I NON-CONF.	7- 4	99	4- 2	275	127	125	125	21	21	
TOTALS	RPI 1-25	RPI 26-50	W-L RECORDS	RPI 51-100	RPI 101-150	RPI 150+				
12- 5	0- 1	0- 1	OVERALL	0- 2	2- 0	10- 1				
6- 1	0- 0	0- 1	HOME	0- 0	1- 0	5- 0				
5- 3	0- 1	0- 0	AWAY	0- 1	1- 0	4- 1				
1- 1	0- 0	0- 0	NEUTRAL	0- 1	0- 0	1- 0				
7- 4	0- 1	0- 0	NON-CONFERENCE	0- 2	2- 0	5- 1				
3- 0	0- 0	0- 0	HOME	0- 0	1- 0	2- 0				
3- 3	0- 1	0- 0	AWAY	0- 1	1- 0	2- 1				
1- 1	0- 0	0- 0	NEUTRAL	0- 1	0- 0	1- 0				
5- 1	0- 0	0- 1	CONFERENCE	0- 0	0- 0	5- 0				
3- 1	0- 0	0- 1	HOME	0- 0	0- 0	3- 0				
2- 0	0- 0	0- 0	AWAY	0- 0	0- 0	2- 0				
0- 0	0- 0	0- 0	NEUTRAL	0- 0	0- 0	0- 0				

RPI 1-25				RPI 26-50				RPI 51-100				RPI 101+ Team's RPI: 127			
RPI	S	Opponent	Score	RPI	S	Opponent	Score	RPI	S	Opponent	Score	RPI	S	Opponent	Score
5	A	Connecticut	40 93	45	H	Marist	47 59	80	A	Quinnipiac	55 64	122	A	La Salle	55 52
								81	N	Providence	43 75	128	H	Pacific	56 47
												170	H	Iona	62 58
												184	A	Manhattan	63 59
												194	H	Canisius	55 43
												206	A	Brown	63 55
												235	A	Vermont	48 65
												259	H	Stony Brook	42 34
												310	N	Rhode Island	66 56
												312	A	Saint Peter's	59 47
												329	H	Siena	52 48
												333	H	Columbia	54 44
												339	A	St. Francis (NY)	53 30
LAST 12 Division I GAMES:															
329	H	Siena	52 48	194	H	Canisius	55 43								
184	A	Manhattan	63 59	45	H	Marist	47 59								
312	A	Saint Peter's	59 47	339	A	St. Francis (NY)	53 30								
170	H	Iona	62 58	333	H	Columbia	54 44								
5	A	Connecticut	40 93	310	N	Rhode Island	66 56								
122	A	La Salle	55 52	81	N	Providence	43 75								

Non-Div I Games:

Fairfield

■ Loss,
 ■ Non-Conf,
 S Site,
 ■ Home
 ■ Away
 N Neutral

Average RPI Win:	288	WON-LOST	WINNING	LAST 12	STRENGTH OF	OPP. STRENGTH	TEAM	ADJ.	CONF.	ADJ CONF.
Average RPI Loss:	142	RECORD	PCT. RANK	GAMES	SCHEDULE	OF SCHEDULE	RPI	RPI	RPI	RPI
DIV. I ONLY	8- 9	183	7- 5	324	192	256	256	20	20	
DIV. I NON-CONF.	5- 7	207	4- 3	295	166	234	234	23	23	
TOTALS	RPI 1-25	RPI 26-50	W-L RECORDS	RPI 51-100	RPI 101-150	RPI 150+				
8- 9	0- 1	0- 0	OVERALL	0- 3	0- 0	8- 5				
5- 2	0- 0	0- 0	HOME	0- 2	0- 0	5- 0				
2- 6	0- 0	0- 0	AWAY	0- 0	0- 0	2- 5				
1- 1	0- 0	0- 0	NEUTRAL	0- 1	0- 0	1- 0				
5- 7	0- 1	0- 0	NON-CONFERENCE	0- 3	0- 0	5- 3				
3- 2	0- 0	0- 0	HOME	0- 2	0- 0	3- 0				
1- 4	0- 1	0- 0	AWAY	0- 0	0- 0	1- 3				
1- 1	0- 0	0- 0	NEUTRAL	0- 1	0- 0	1- 0				
3- 2	0- 0	0- 0	CONFERENCE	0- 0	0- 0	3- 2				
2- 0	0- 0	0- 0	HOME	0- 0	0- 0	2- 0				
1- 2	0- 0	0- 0	AWAY	0- 0	0- 0	1- 2				
0- 0	0- 0	0- 0	NEUTRAL	0- 0	0- 0	0- 0				

RPI 1-25				RPI 26-50				RPI 51-100				RPI 101+ Team's RPI: 256			
RPI	S	Opponent	Score	RPI	S	Opponent	Score	RPI	S	Opponent	Score	RPI	S	Opponent	Score
5	A	Connecticut	28 74					71	N	Dayton	48 84	172	A	Robert Morris	50 79
								72	H	Howard	56 66	178	A	Saint Francis (PA)	56 69
								97	H	Yale	51 80	190	A	Boston College	57 68
												197	N	Buffalo	63 54
												203	A	Rider	68 69
												211	H	Mt. St. Mary's	63 58
												259	H	Stony Brook	51 48
												291	A	Army	37 51
												312	H	Saint Peter's	55 46
												315	A	NJIT	68 57
												333	H	Columbia	71 51
												334	H	Wagner	86 49
												339	A	St. Francis (NY)	70 60
LAST 12 Division I GAMES:															
211	H	Mt. St. Mary's	63 58	339	A	St. Francis (NY)	70 60								
72	H	Howard	56 66	334	H	Wagner	86 49								
333	H	Columbia	71 51	178	A	Saint Francis (PA)	56 69								
203	A	Rider	68 69	312	H	Saint Peter's	55 46								
259	H	Stony Brook	51 48	197	N	Buffalo	63 54								
172	A	Robert Morris	50 79	71	N	Dayton	48 84								

Non-Div I Games:

Fairleigh Dickinson

■ Loss,
 ■ Non-Conf,
 S Site,
 ■ Home
 ■ Away
 N Neutral

Average RPI Win:	297	WON-LOST	WINNING	LAST 12	STRENGTH OF	OPP. STRENGTH	TEAM	ADJ.	CONF.	ADJ CONF.
Average RPI Loss:	137	RECORD	PCT. RANK	GAMES	SCHEDULE	OF SCHEDULE	RPI	RPI	RPI	RPI
DIV. I ONLY	6- 8	214	5- 7	249	256	231	231	21	21	
DIV. I NON-CONF.	3- 6	238	2- 5	239	307	231	231	20	20	
TOTALS	RPI 1-25	RPI 26-50	W-L RECORDS	RPI 51-100	RPI 101-150	RPI 150+				
6- 8	0- 1	0- 1	OVERALL	0- 1	0- 2	6- 3				
3- 2	0- 0	0- 0	HOME	0- 1	0- 0	3- 1				
2- 4	0- 1	0- 0	AWAY	0- 0	0- 0	2- 1				
1- 2	0- 0	0- 0	NEUTRAL	0- 0	0- 1	1- 1				
3- 6	0- 1	0- 1	NON-CONFERENCE	0- 0	0- 2	3- 2				
2- 1	0- 0	0- 0	HOME	0- 0	0- 0	2- 1				
0- 3	0- 1	0- 1	AWAY	0- 0	0- 1	0- 0				
1- 2	0- 0	0- 0	NEUTRAL	0- 0	0- 1	1- 1				
3- 2	0- 0	0- 0	CONFERENCE	0- 1	0- 0	3- 1				
1- 1	0- 0	0- 0	HOME	0- 1	0- 0	1- 0				
2- 1	0- 0	0- 0	AWAY	0- 0	0- 0	2- 1				
0- 0	0- 0	0- 0	NEUTRAL	0- 0	0- 0	0- 0				

RPI 1-25				RPI 26-50				RPI 51-100				RPI 101+ Team's RPI: 231			
RPI	S	Opponent	Score	RPI	S	Opponent	Score	RPI	S	Opponent	Score	RPI	S	Opponent	Score
16	A	Michigan	51 73	27	A	Kansas	63 82	56	H	Middle Tenn.	37 55	118	A	Stetson	37 52
												139	N	Lamar	61 66
												174	A	UALR	38 60
												245	A	Arkansas St.	57 44
												268	H	La.-Monroe	65 58
												272	H	Saint Louis	63 70
												284	A	La.-Lafayette	66 52
												294	N	IUPUI	64 74
												313	H	North Florida	63 52
												336	H	Bethune-Cookman	68 46
												336	N	Bethune-Cookman	71 70
LAST 12 Division I GAMES:															
268	H	La.-Monroe	65 58	56	H	Middle Tenn.	37 55	174	A	UALR	38 60	272	H	Saint Louis	63 70
284	A	La.-Lafayette	66 52	27	A	Kansas	63 82	294	N	IUPUI	64 74	139	N	Lamar	61 66
245	A	Arkansas St.	57 44	336	N	Bethune-Cookman	71 70								
118	A	Stetson	37 52	313	H	North Florida	63 52								

Non-Div I Games: Webber Int'l 77 52 Warner 76 50

Fla. Atlantic

Average RPI Win:	233	WON-LOST	WINNING	LAST 12	STRENGTH OF	OPP. STRENGTH	TEAM	ADJ.	CONF.	ADJ CONF.
Average RPI Loss:	89	RECORD	PCT. RANK	GAMES	SCHEDULE	OF SCHEDULE	RPI	RPI	RPI	RPI
DIV. I ONLY	15- 2	9	11- 1	310	161	88	88	30	30	
DIV. I NON-CONF.	7- 2	48	4- 1	126	48	26	26	28	28	
TOTALS	RPI 1-25	RPI 26-50	W-L RECORDS	RPI 51-100	RPI 101-150	RPI 150+				
15- 2	0- 0	1- 1	OVERALL	1- 0	0- 1	13- 0				
7- 0	0- 0	1- 0	HOME	1- 0	0- 0	5- 0				
7- 1	0- 0	0- 0	AWAY	0- 0	0- 1	7- 0				
1- 1	0- 0	0- 1	NEUTRAL	0- 0	0- 0	1- 0				
7- 2	0- 0	1- 1	NON-CONFERENCE	1- 0	0- 1	5- 0				
3- 0	0- 0	1- 0	HOME	1- 0	0- 0	1- 0				
3- 1	0- 0	0- 0	AWAY	0- 0	0- 1	3- 0				
1- 1	0- 0	0- 1	NEUTRAL	0- 0	0- 0	1- 0				
8- 0	0- 0	0- 0	CONFERENCE	0- 0	0- 0	8- 0				
4- 0	0- 0	0- 0	HOME	0- 0	0- 0	4- 0				
4- 0	0- 0	0- 0	AWAY	0- 0	0- 0	4- 0				
0- 0	0- 0	0- 0	NEUTRAL	0- 0	0- 0	0- 0				

RPI S	Opponent	Score	RPI S	Opponent	Score	RPI S	Opponent	Score	RPI S	Opponent	Score
36	H Richmond	81 67	50	N North Carolina St.	64 69	76	H Michigan St.	59 58	128	A Seton Hall	51 57
									166	A FIU	80 72
									176	H Virginia Tech	69 41
									212	A UCF	75 36
									226	A Hawaii	72 52
									249	A Kennesaw St.	87 50
									258	H East Tenn. St.	88 60
									265	N Alcorn St.	85 38
									285	H Jacksonville	74 51
									293	A Belmont	57 50
									302	H S.C. Upstate	77 53
									307	A Mercer	98 50
									313	H North Florida	68 34
									335	A Lipscomb	76 59
LAST 12 Division I GAMES:											
285	H Jacksonville	74 51	335	A Lipscomb	76 59						
313	H North Florida	68 34	293	A Belmont	57 50						
249	A Kennesaw St.	87 50	50	N North Carolina St.	64 69						
307	A Mercer	98 50	176	H Virginia Tech	69 41						
265	N Alcorn St.	85 38	302	H S.C. Upstate	77 53						
226	A Hawaii	72 52	212	A UCF	75 36						

Non-Div I Games: Webber Int'l 106 27

Fla. Gulf Coast

Average RPI Win:	129	WON-LOST	WINNING	LAST 12	STRENGTH OF	OPP. STRENGTH	TEAM	ADJ.	CONF.	ADJ CONF.
Average RPI Loss:	39	RECORD	PCT. RANK	GAMES	SCHEDULE	OF SCHEDULE	RPI	RPI	RPI	RPI
DIV. I ONLY	12- 6	78	7- 5	4	96	29	29	3	3	
DIV. I NON-CONF.	10- 3	50	5- 2	20	149	39	39	5	5	
TOTALS	RPI 1-25	RPI 26-50	W-L RECORDS	RPI 51-100	RPI 101-150	RPI 150+				
12- 6	1- 4	2- 1	OVERALL	2- 0	4- 1	3- 0				
8- 3	1- 2	2- 1	HOME	1- 0	2- 0	2- 0				
2- 2	0- 1	0- 0	AWAY	0- 0	1- 1	1- 0				
2- 1	0- 1	0- 0	NEUTRAL	1- 0	1- 0	0- 0				
10- 3	0- 2	2- 0	NON-CONFERENCE	2- 0	3- 1	3- 0				
7- 1	0- 1	2- 0	HOME	1- 0	2- 0	2- 0				
1- 1	0- 0	0- 0	AWAY	0- 0	0- 1	1- 0				
2- 1	0- 1	0- 0	NEUTRAL	1- 0	1- 0	0- 0				
2- 3	1- 2	0- 1	CONFERENCE	0- 0	1- 0	0- 0				
1- 2	1- 1	0- 1	HOME	0- 0	0- 0	0- 0				
1- 1	0- 1	0- 0	AWAY	0- 0	1- 0	0- 0				
0- 0	0- 0	0- 0	NEUTRAL	0- 0	0- 0	0- 0				

RPI 1-25				RPI 26-50				Team's RPI: 29	RPI 51-100				RPI 101+			
RPI	S	Opponent	Score	RPI	S	Opponent	Score		RPI	S	Opponent	Score	RPI	S	Opponent	Score
9	N	Rutgers	49 63	41	H	South Carolina	44 49		54	H	Hampton	63 46	118	H	Stetson	71 57
14	H	Kentucky	56 59	48	H	Duquesne	62 49		91	N	Charlotte	82 73	122	N	La Salle	85 74
16	H	Michigan	66 69	49	H	Florida St.	72 58						128	A	Pacific	73 78
23	H	LSU	62 58										140	A	Ole Miss	59 55
24	A	Georgia	55 61										150	H	Samford	81 56
													195	H	Charleston So.	83 59
													267	A	San Francisco	91 68
													293	H	Belmont	72 45
LAST 12 Division I GAMES:																
41	H	South Carolina	44 49	23	H	LSU	62 58									
140	A	Ole Miss	59 55	24	A	Georgia	55 61									
14	H	Kentucky	56 59	128	A	Pacific	73 78									
150	H	Samford	81 56	267	A	San Francisco	91 68									
48	H	Duquesne	62 49	9	N	Rutgers	49 63									
195	H	Charleston So.	83 59	293	H	Belmont	72 45									

Non-Div I Games:

Florida

Average RPI Win:	279	WON-LOST	WINNING	LAST 12	STRENGTH OF	OPP. STRENGTH	TEAM	ADJ.	CONF.	ADJ CONF.
Average RPI Loss:	139	RECORD	PCT. RANK	GAMES	SCHEDULE	OF SCHEDULE	RPI	RPI	RPI	RPI
DIV. I ONLY	11- 5	69	10- 2	318	311	162	162	26	26	
DIV. I NON-CONF.	7- 5	122	6- 2	247	281	119	119	24	24	
TOTALS	RPI 1-25	RPI 26-50	W-L RECORDS	RPI 51-100	RPI 101-150	RPI 150+				
11- 5	0- 1	0- 1	OVERALL	1- 0	0- 0	10- 3				
2- 2	0- 1	0- 1	HOME	1- 0	0- 0	1- 0				
8- 3	0- 0	0- 0	AWAY	0- 0	0- 0	8- 2				
1- 0	0- 0	0- 0	NEUTRAL	0- 0	0- 0	1- 0				
7- 5	0- 1	0- 1	NON-CONFERENCE	1- 0	0- 0	6- 3				
1- 2	0- 1	0- 1	HOME	1- 0	0- 0	0- 0				
5- 3	0- 0	0- 0	AWAY	0- 0	0- 0	5- 3				
1- 0	0- 0	0- 0	NEUTRAL	0- 0	0- 0	1- 0				
4- 0	0- 0	0- 0	CONFERENCE	0- 0	0- 0	4- 0				
1- 0	0- 0	0- 0	HOME	0- 0	0- 0	1- 0				
3- 0	0- 0	0- 0	AWAY	0- 0	0- 0	3- 0				
0- 0	0- 0	0- 0	NEUTRAL	0- 0	0- 0	0- 0				

RPI 1-25				RPI 26-50				RPI 51-100				RPI 101+ Team's RPI: 162			
RPI	S	Opponent	Score	RPI	S	Opponent	Score	RPI	S	Opponent	Score	RPI	S	Opponent	Score
25	H	Louisville	66 86	38	H	Nebraska	64 72	84	H	UAB	69 59	166	A	FIU	64 79
												212	A	UCF	51 67
												239	H	Savannah St.	55 50
												254	A	Nicholls St.	69 77
												274	A	N.C. A&T	70 68
												276	A	Austin Peay	86 77
												280	A	Tennessee St.	90 75
												285	A	Jacksonville	78 59
												290	A	Southern Miss.	77 68
												328	N	Northwestern St.	77 53
												332	A	Southeastern La.	85 63
												336	A	Bethune-Cookman	81 57
												342	A	N.C. Central	78 51
LAST 12 Division I GAMES:															
342	A	N.C. Central	78 51	239	H	Savannah St.	55 50								
84	H	UAB	69 59	274	A	N.C. A&T	70 68								
280	A	Tennessee St.	90 75	254	A	Nicholls St.	69 77								
276	A	Austin Peay	86 77	336	A	Bethune-Cookman	81 57								
332	A	Southeastern La.	85 63	290	A	Southern Miss.	77 68								
328	N	Northwestern St.	77 53	25	H	Louisville	66 86								

Non-Div I Games:

Florida A&M

■ Loss,
 ■ Non-Conf, S Site,
 ■ Home
 ■ Away
 N Neutral

Average RPI Win: 159		WON-LOST	WINNING	LAST 12	STRENGTH OF	OPP. STRENGTH	TEAM	ADJ.	CONF.	ADJ CONF.
Average RPI Loss: 27		RECORD	PCT. RANK	GAMES	SCHEDULE	OF SCHEDULE	RPI	RPI	RPI	RPI
DIV. I ONLY		10- 9	163	7- 5	10	34	49	49	6	6
DIV. I NON-CONF.		8- 6	129	5- 2	13	54	53	53	4	4
TOTALS	RPI 1-25	RPI 26-50		W-L RECORDS		RPI 51-100	RPI 101-150	RPI 150+		
10- 9	0- 5	0- 3		OVERALL		2- 1	2- 0	6- 0		
5- 4	0- 3	0- 1		HOME		2- 0	0- 0	3- 0		
3- 4	0- 2	0- 2		AWAY		0- 0	0- 0	3- 0		
2- 1	0- 0	0- 0		NEUTRAL		0- 1	2- 0	0- 0		
8- 6	0- 2	0- 3		NON-CONFERENCE		2- 1	2- 0	4- 0		
4- 2	0- 1	0- 1		HOME		2- 0	0- 0	2- 0		
2- 3	0- 1	0- 2		AWAY		0- 0	0- 0	2- 0		
2- 1	0- 0	0- 0		NEUTRAL		0- 1	2- 0	0- 0		
2- 3	0- 3	0- 0		CONFERENCE		0- 0	0- 0	2- 0		
1- 2	0- 2	0- 0		HOME		0- 0	0- 0	1- 0		
1- 1	0- 1	0- 0		AWAY		0- 0	0- 0	1- 0		
0- 0	0- 0	0- 0		NEUTRAL		0- 0	0- 0	0- 0		

RPI 1-25				Team's RPI: 49		RPI 51-100				RPI 101+					
RPI	S	Opponent	Score	RPI	S	Opponent	Score	RPI	S	Opponent	Score	RPI	S	Opponent	Score
7	H	Maryland	70 91	29	A	Florida	58 72	73	N	Arkansas	52 55	102	N	South Fla.	62 49
11	H	Miami (FL)	57 60	34	A	Vanderbilt	59 64	91	H	Charlotte	64 62	110	N	Minnesota	68 56
12	A	Duke	66 73	38	H	Nebraska	63 66	97	H	Yale	92 58	176	A	Virginia Tech	75 40
13	A	Ohio St.	75 78									183	H	Georgia St.	94 74
25	H	Louisville	76 85									186	A	Akron	90 64
												208	H	Alabama A&M	86 41
												212	A	UCF	60 47
												227	H	Clemson	59 47
LAST 12 Division I GAMES:															
				176	A	Virginia Tech	75 40	11	H	Miami (FL)	57 60				
				227	H	Clemson	59 47	12	A	Duke	66 73				
				7	H	Maryland	70 91	208	H	Alabama A&M	86 41				
				212	A	UCF	60 47	186	A	Akron	90 64				
				97	H	Yale	92 58	91	H	Charlotte	64 62				
				34	A	Vanderbilt	59 64	13	A	Ohio St.	75 78				

Non-Div I Games:

Florida St.

Loss, Non-Conf, S Site, H Home A Away N Neutral

Average RPI Win: 225	WON-LOST	WINNING	LAST 12	STRENGTH OF	OPP. STRENGTH	TEAM	ADJ.	CONF.	ADJ CONF.
Average RPI Loss: 175	RECORD	PCT. RANK	GAMES	SCHEDULE	OF SCHEDULE	RPI	RPI	RPI	RPI
DIV. I ONLY	10- 8	144	6- 6	289	202	189	189	9	9
DIV. I NON-CONF.	9- 6	117	5- 4	261	209	183	183	9	9

TOTALS	RPI 1-25	RPI 26-50	W-L RECORDS	RPI 51-100	RPI 101-150	RPI 150+			
10- 8	0- 1	0- 0	OVERALL	1- 0	1- 3	8- 4			
5- 3	0- 0	0- 0	HOME	1- 0	0- 2	4- 1			
5- 4	0- 1	0- 0	AWAY	0- 0	1- 1	4- 2			
0- 1	0- 0	0- 0	NEUTRAL	0- 0	0- 0	0- 1			
9- 6	0- 1	0- 0	NON-CONFERENCE	1- 0	1- 2	7- 3			
4- 3	0- 0	0- 0	HOME	1- 0	0- 2	3- 1			
5- 2	0- 1	0- 0	AWAY	0- 0	1- 0	4- 1			
0- 1	0- 0	0- 0	NEUTRAL	0- 0	0- 0	0- 1			
1- 2	0- 0	0- 0	CONFERENCE	0- 0	0- 1	1- 1			
1- 0	0- 0	0- 0	HOME	0- 0	0- 0	1- 0			
0- 2	0- 0	0- 0	AWAY	0- 0	0- 1	0- 1			
0- 0	0- 0	0- 0	NEUTRAL	0- 0	0- 0	0- 0			

RPI 1-25				RPI 26-50				RPI 51-100				RPI 101+ Team's RPI: 189			
RPI	S	Opponent	Score	RPI	S	Opponent	Score	RPI	S	Opponent	Score	RPI	S	Opponent	Score
9	A	Rutgers	48 68					90	H	San Diego	44 42	101	H	Albany (NY)	42 59
												122	A	La Salle	62 68
												124	H	Coppin St.	60 61
												134	A	Holy Cross	54 43
												184	A	Manhattan	59 49
												192	N	TCU	47 48
												212	A	UCF	70 57
												220	H	Winthrop	76 53
												224	H	Navy	47 43
												234	A	George Washington	43 54
												259	A	Stony Brook	41 37
												279	H	Cornell	39 40
												283	H	Cleveland St.	52 43
												310	H	Rhode Island	69 49
												331	A	Delaware St.	63 48
												341	A	Bucknell	39 49
LAST 12 Division I GAMES:															
234	A	George Washington	43 54	310	H	Rhode Island	69 49	122	A	La Salle	62 68	9	A	Rutgers	48 68
331	A	Delaware St.	63 48	259	A	Stony Brook	41 37	341	A	Bucknell	39 49	90	H	San Diego	44 42
279	H	Cornell	39 40												
124	H	Coppin St.	60 61												
224	H	Navy	47 43												
220	H	Winthrop	76 53												

Non-Div I Games:

Fordham

 Loss,
 Non-Conf,
S Site,
 Home
 Away
N Neutral

Average RPI Win:	204	WON-LOST	WINNING	LAST 12	STRENGTH OF	OPP. STRENGTH	TEAM	ADJ.	CONF.	ADJ CONF.
Average RPI Loss:	57	RECORD	PCT. RANK	GAMES	SCHEDULE	OF SCHEDULE	RPI	RPI	RPI	RPI
DIV. I ONLY	13- 4	41	10- 2	199	66	74	74	25	25	
DIV. I NON-CONF.	12- 4	60	9- 2	175	63	56	56	27	27	
TOTALS	RPI 1-25	RPI 26-50	W-L RECORDS	RPI 51-100	RPI 101-150	RPI 150+				
13- 4	0- 2	1- 0	OVERALL	0- 1	2- 1	10- 0				
7- 1	0- 1	1- 0	HOME	0- 0	2- 0	4- 0				
5- 3	0- 1	0- 0	AWAY	0- 1	0- 1	5- 0				
1- 0	0- 0	0- 0	NEUTRAL	0- 0	0- 0	1- 0				
12- 4	0- 2	1- 0	NON-CONFERENCE	0- 1	2- 1	9- 0				
6- 1	0- 1	1- 0	HOME	0- 0	2- 0	3- 0				
5- 3	0- 1	0- 0	AWAY	0- 1	0- 1	5- 0				
1- 0	0- 0	0- 0	NEUTRAL	0- 0	0- 0	1- 0				
1- 0	0- 0	0- 0	CONFERENCE	0- 0	0- 0	1- 0				
1- 0	0- 0	0- 0	HOME	0- 0	0- 0	1- 0				
0- 0	0- 0	0- 0	AWAY	0- 0	0- 0	0- 0				
0- 0	0- 0	0- 0	NEUTRAL	0- 0	0- 0	0- 0				

RPI 1-25				RPI 26-50				RPI 51-100 Team's RPI: 74				RPI 101+			
RPI	S	Opponent	Score	RPI	S	Opponent	Score	RPI	S	Opponent	Score	RPI	S	Opponent	Score
4	H	Stanford	59 93	44	H	Oklahoma	69 66	94	A	UNLV	71 73	113	A	Pepperdine	78 81
17	A	Southern California	57 65									128	H	Pacific	61 52
												130	H	Oregon	81 71
												163	A	Cal St. Northridge	70 61
												164	A	SMU	88 67
												171	H	Seattle	71 61
												185	H	Santa Clara	83 71
												204	A	Cal Poly	79 76
												255	H	Nevada	85 67
												280	N	Tennessee St.	83 66
												300	H	CSU Bakersfield	88 59
												306	A	UC Riverside	67 62
												320	A	Texas-Arlington	78 48
LAST 12 Division I GAMES:															
94	A	UNLV	71 73	255	H	Nevada	85 67								
320	A	Texas-Arlington	78 48	171	H	Seattle	71 61								
306	A	UC Riverside	67 62	44	H	Oklahoma	69 66								
128	H	Pacific	61 52	4	H	Stanford	59 93								
300	H	CSU Bakersfield	88 59	130	H	Oregon	81 71								
163	A	Cal St. Northridge	70 61	164	A	SMU	88 67								

Non-Div I Games:

Fresno St.

Average RPI Win:	262	WON-LOST	WINNING	LAST 12	STRENGTH OF	OPP. STRENGTH	TEAM	ADJ.	CONF.	ADJ CONF.
Average RPI Loss:	112	RECORD	PCT. RANK	GAMES	SCHEDULE	OF SCHEDULE	RPI	RPI	RPI	RPI
DIV. I ONLY	9- 8	154	6- 6	216	240	168	168	16	16	
DIV. I NON-CONF.	4- 5	200	1- 3	144	297	141	141	14	14	
TOTALS	RPI 1-25	RPI 26-50	W-L RECORDS	RPI 51-100	RPI 101-150	RPI 150+				
9- 8	0- 1	0- 1	OVERALL	0- 2	0- 2	9- 2				
5- 2	0- 0	0- 0	HOME	0- 0	0- 1	5- 1				
4- 6	0- 1	0- 1	AWAY	0- 2	0- 1	4- 1				
0- 0	0- 0	0- 0	NEUTRAL	0- 0	0- 0	0- 0				
4- 5	0- 1	0- 1	NON-CONFERENCE	0- 1	0- 0	4- 2				
3- 1	0- 0	0- 0	HOME	0- 0	0- 0	3- 1				
1- 4	0- 1	0- 1	AWAY	0- 1	0- 0	1- 1				
0- 0	0- 0	0- 0	NEUTRAL	0- 0	0- 0	0- 0				
5- 3	0- 0	0- 0	CONFERENCE	0- 1	0- 2	5- 0				
2- 1	0- 0	0- 0	HOME	0- 0	0- 1	2- 0				
3- 2	0- 0	0- 0	AWAY	0- 1	0- 1	3- 0				
0- 0	0- 0	0- 0	NEUTRAL	0- 0	0- 0	0- 0				

RPI S	Opponent	Score	RPI S	Opponent	Score	RPI S	Opponent	Score	RPI S	Opponent	Score	Team's RPI: 168
24	A Georgia	58 83	41	A South Carolina	33 72	60	A Chattanooga	53 71	105	H Davidson	50 61	
						91	A Charlotte	53 89	150	A Samford	66 71	
									175	H Marshall	62 54	
									195	A Charleston So.	78 80	
									227	H Clemson	67 68	
									228	H Elon	75 60	
									230	A Col. of Charleston	60 51	
									252	A Western Caro.	57 54	
									260	A Ga. Southern	66 60	
									264	A Presbyterian	63 47	
									292	H UNC Greensboro	53 48	
									321	H UNC Asheville	71 59	
									338	H Troy	75 57	
LAST 12 Division I GAMES:												
252	A Western Caro.	57 54	60	A Chattanooga	53 71							
105	H Davidson	50 61	150	A Samford	66 71							
91	A Charlotte	53 89	228	H Elon	75 60							
24	A Georgia	58 83	41	A South Carolina	33 72							
175	H Marshall	62 54	260	A Ga. Southern	66 60							
292	H UNC Greensboro	53 48	230	A Col. of Charleston	60 51							

Non-Div I Games:

Furman

■ Loss,
 ■ Non-Conf,
 S Site,
 ■ Home
 ■ Away
 N Neutral

Ga. Southern

Through Games Of Sunday, January 15, 2012

Average RPI Win:	302	WON-LOST	WINNING	LAST 12	STRENGTH OF	OPP. STRENGTH	TEAM	ADJ.	CONF.	ADJ CONF.
Average RPI Loss:	138	RECORD	PCT. RANK	GAMES	SCHEDULE	OF SCHEDULE	RPI	RPI	RPI	RPI
DIV. I ONLY	4- 12	288	3- 8	109	324	260	260	16	16	
DIV. I NON-CONF.	3- 5	225	2- 1	109	327	271	271	14	14	
TOTALS	RPI 1-25	RPI 26-50	W-L RECORDS	RPI 51-100	RPI 101-150	RPI 150+				
4- 12	0- 1	0- 0	OVERALL	0- 2	0- 4	4- 5				
2- 6	0- 1	0- 0	HOME	0- 2	0- 2	2- 1				
1- 5	0- 0	0- 0	AWAY	0- 0	0- 2	1- 3				
1- 1	0- 0	0- 0	NEUTRAL	0- 0	0- 0	1- 1				
3- 5	0- 1	0- 0	NON-CONFERENCE	0- 1	0- 1	3- 2				
1- 3	0- 1	0- 0	HOME	0- 1	0- 1	1- 0				
1- 1	0- 0	0- 0	AWAY	0- 0	0- 0	1- 1				
1- 1	0- 0	0- 0	NEUTRAL	0- 0	0- 0	1- 1				
1- 7	0- 0	0- 0	CONFERENCE	0- 1	0- 3	1- 3				
1- 3	0- 0	0- 0	HOME	0- 1	0- 1	1- 1				
0- 4	0- 0	0- 0	AWAY	0- 0	0- 2	0- 2				
0- 0	0- 0	0- 0	NEUTRAL	0- 0	0- 0	0- 0				

RPI 1-25				RPI 26-50				RPI 51-100				RPI 101+ Team's RPI: 260			
RPI	S	Opponent	Score	RPI	S	Opponent	Score	RPI	S	Opponent	Score	RPI	S	Opponent	Score
24	H	Georgia	49 68					58	H	Arizona	46 88	105	A	Davidson	48 72
								60	H	Chattanooga	60 66	118	H	Stetson	51 61
												120	A	Appalachian St.	45 64
												150	H	Samford	47 53
												157	N	Stephen F. Austin	40 49
												168	H	Furman	60 66
												180	A	Alabama	34 67
												228	A	Elon	60 61
												277	H	Wofford	56 48
												285	H	Jacksonville	52 46
												292	A	UNC Greensboro	54 55
												307	A	Mercer	57 55
												337	N	Jacksonville St.	72 49
LAST 12 Division I GAMES:															
60	H	Chattanooga	60 66	292	A	UNC Greensboro	54 55								
150	H	Samford	47 53	228	A	Elon	60 61								
277	H	Wofford	56 48	168	H	Furman	60 66								
285	H	Jacksonville	52 46	120	A	Appalachian St.	45 64								
105	A	Davidson	48 72	337	N	Jacksonville St.	72 49								
118	H	Stetson	51 61	157	N	Stephen F. Austin	40 49								

Non-Div I Games: Southern Wesleyan 75 40

Ga. Southern

■ Loss,
 ■ Non-Conf, S Site,
 ■ Home
 ■ Away
 N Neutral

Gardner-Webb

Through Games Of Sunday, January 15, 2012

Average RPI Win: 329	WON-LOST	WINNING	LAST 12	STRENGTH OF	OPP. STRENGTH	TEAM	ADJ.	CONF.	ADJ CONF.
Average RPI Loss: 164	RECORD	PCT. RANK	GAMES	SCHEDULE	OF SCHEDULE	RPI	RPI	RPI	RPI
DIV. I ONLY	2- 13	322	2- 10	122	338	301	301	28	28
DIV. I NON-CONF.	1- 9	321	1- 6	103	303	291	291	29	29
TOTALS	RPI 1-25	RPI 26-50	W-L RECORDS	RPI 51-100	RPI 101-150	RPI 150+			
2- 13	0- 3	0- 0	OVERALL	0- 0	0- 3	2- 7			
1- 4	0- 0	0- 0	HOME	0- 0	0- 1	1- 3			
1- 7	0- 1	0- 0	AWAY	0- 0	0- 2	1- 4			
0- 2	0- 2	0- 0	NEUTRAL	0- 0	0- 0	0- 0			
1- 9	0- 3	0- 0	NON-CONFERENCE	0- 0	0- 2	1- 4			
0- 3	0- 0	0- 0	HOME	0- 0	0- 1	0- 2			
1- 4	0- 1	0- 0	AWAY	0- 0	0- 1	1- 2			
0- 2	0- 2	0- 0	NEUTRAL	0- 0	0- 0	0- 0			
1- 4	0- 0	0- 0	CONFERENCE	0- 0	0- 1	1- 3			
1- 1	0- 0	0- 0	HOME	0- 0	0- 0	1- 1			
0- 3	0- 0	0- 0	AWAY	0- 0	0- 1	0- 2			
0- 0	0- 0	0- 0	NEUTRAL	0- 0	0- 0	0- 0			

RPI 1-25				RPI 26-50				RPI 51-100				RPI 101+ Team's RPI: 301			
RPI	S	Opponent	Score	RPI	S	Opponent	Score	RPI	S	Opponent	Score	RPI	S	Opponent	Score
12	N	Duke	31 97									105	A	Davidson	46 67
17	N	Southern California	41 82									120	H	Appalachian St.	41 69
25	A	Louisville	27 92									133	A	High Point	41 63
												155	A	North Carolina	44 109
												195	H	Charleston So.	53 63
												246	A	Campbell	52 62
												249	H	Kennesaw St.	48 68
												264	A	Presbyterian	43 54
												277	H	Wofford	50 58
												316	H	Coastal Caro.	73 63
												335	A	Lipscomb	65 76
												342	A	N.C. Central	56 45
LAST 12 Division I GAMES:															
195	H	Charleston So.	53 63	264	A	Presbyterian	43 54								
133	A	High Point	41 63	316	H	Coastal Caro.	73 63								
246	A	Campbell	52 62	277	H	Wofford	50 58								
342	A	N.C. Central	56 45	17	N	Southern California	41 82								
335	A	Lipscomb	65 76	12	N	Duke	31 97								
25	A	Louisville	27 92	105	A	Davidson	46 67								

Non-Div I Games:

Gardner-Webb

Loss, Non-Conf, S Site, H Home A Away N Neutral

George Mason

Through Games Of Sunday, January 15, 2012

Average RPI Win:	240	WON-LOST	WINNING	LAST 12	STRENGTH OF	OPP. STRENGTH	TEAM	ADJ.	CONF.	ADJ CONF.
Average RPI Loss:	144	RECORD	PCT. RANK	GAMES	SCHEDULE	OF SCHEDULE	RPI	RPI	RPI	RPI
DIV. I ONLY	7- 9	207	4- 8	246	115	223	223	7	7	
DIV. I NON-CONF.	6- 5	141	3- 4	264	205	240	240	7	7	
TOTALS	RPI 1-25	RPI 26-50	W-L RECORDS	RPI 51-100	RPI 101-150	RPI 150+				
7- 9	0- 2	0- 0	OVERALL	0- 1	0- 2	7- 4				
5- 3	0- 2	0- 0	HOME	0- 0	0- 0	5- 1				
2- 6	0- 0	0- 0	AWAY	0- 1	0- 2	2- 3				
0- 0	0- 0	0- 0	NEUTRAL	0- 0	0- 0	0- 0				
6- 5	0- 1	0- 0	NON-CONFERENCE	0- 0	0- 1	6- 3				
4- 2	0- 1	0- 0	HOME	0- 0	0- 0	4- 1				
2- 3	0- 0	0- 0	AWAY	0- 0	0- 1	2- 2				
0- 0	0- 0	0- 0	NEUTRAL	0- 0	0- 0	0- 0				
1- 4	0- 1	0- 0	CONFERENCE	0- 1	0- 1	1- 1				
1- 1	0- 1	0- 0	HOME	0- 0	0- 0	1- 0				
0- 3	0- 0	0- 0	AWAY	0- 1	0- 1	0- 1				
0- 0	0- 0	0- 0	NEUTRAL	0- 0	0- 0	0- 0				

RPI 1-25				RPI 26-50				RPI 51-100				RPI 101+ Team's RPI: 223			
RPI	S	Opponent	Score	RPI	S	Opponent	Score	RPI	S	Opponent	Score	RPI	S	Opponent	Score
7	H	Maryland	50 78					89	A	UNC Wilmington	53 61	143	A	UMBC	53 65
8	H	Delaware	54 66									146	A	William & Mary	66 76
												169	H	American	51 55
												179	H	Oakland	59 48
												210	A	Northeastern	54 58
												216	H	Old Dominion	85 69
												218	H	Massachusetts	55 52
												234	H	George Washington	58 55
												251	A	Longwood	80 58
												259	A	Stony Brook	54 50
												262	A	Norfolk St.	57 60
												263	A	Ohio	59 75
												321	H	UNC Asheville	88 59
LAST 12 Division I GAMES:															
8	H	Delaware	54 66	89	A	UNC Wilmington	53 61								
146	A	William & Mary	66 76	210	A	Northeastern	54 58								
262	A	Norfolk St.	57 60	143	A	UMBC	53 65								
263	A	Ohio	59 75	216	H	Old Dominion	85 69								
234	H	George Washington	58 55	218	H	Massachusetts	55 52								
7	H	Maryland	50 78	321	H	UNC Asheville	88 59								

Non-Div I Games:

George Mason

■ Loss,
■ Non-Conf,
■ S Site,
■ H Home
■ A Away
N Neutral

Average RPI Win:	243	WON-LOST	WINNING	LAST 12	STRENGTH OF	OPP. STRENGTH	TEAM	ADJ.	CONF.	ADJ CONF.
Average RPI Loss:	129	RECORD	PCT. RANK	GAMES	SCHEDULE	OF SCHEDULE	RPI	RPI	RPI	RPI
DIV. I ONLY	8- 9	183	6- 6	276	135	234	234	9	9	
DIV. I NON-CONF.	7- 7	162	5- 4	321	142	280	280	9	9	
TOTALS	RPI 1-25	RPI 26-50	W-L RECORDS	RPI 51-100	RPI 101-150	RPI 150+				
8- 9	0- 1	0- 2	OVERALL	0- 1	1- 1	7- 4				
4- 5	0- 1	0- 0	HOME	0- 1	0- 0	4- 3				
2- 4	0- 0	0- 2	AWAY	0- 0	1- 1	1- 1				
2- 0	0- 0	0- 0	NEUTRAL	0- 0	0- 0	2- 0				
7- 7	0- 1	0- 1	NON-CONFERENCE	0- 0	1- 1	6- 4				
3- 4	0- 1	0- 0	HOME	0- 0	0- 0	3- 3				
2- 3	0- 0	0- 1	AWAY	0- 0	1- 1	1- 1				
2- 0	0- 0	0- 0	NEUTRAL	0- 0	0- 0	2- 0				
1- 2	0- 0	0- 1	CONFERENCE	0- 1	0- 0	1- 0				
1- 1	0- 0	0- 0	HOME	0- 1	0- 0	1- 0				
0- 1	0- 0	0- 1	AWAY	0- 0	0- 0	0- 0				
0- 0	0- 0	0- 0	NEUTRAL	0- 0	0- 0	0- 0				

RPI 1-25				RPI 26-50				RPI 51-100				RPI 101+ Team's RPI: 234			
RPI	S	Opponent	Score	RPI	S	Opponent	Score	RPI	S	Opponent	Score	RPI	S	Opponent	Score
9	H	Rutgers	54 75	26	A	Georgetown	50 59	91	H	Charlotte	60 61	116	A	Auburn	47 55
				36	A	Richmond	57 74					146	A	William & Mary	74 66
												169	H	American	60 49
												176	H	Virginia Tech	48 55
												189	H	Fordham	54 43
												216	H	Old Dominion	58 52
												223	A	George Mason	55 58
												238	H	Loyola Maryland	62 70
												241	H	Radford	83 59
												248	H	Morgan St.	68 73
												320	A	Texas-Arlington	63 41
												326	N	Maine	54 46
												340	N	Houston Baptist	80 44
LAST 12 Division I GAMES:															
189	H	Fordham	54 43	91	H	Charlotte	60 61								
169	H	American	60 49	36	A	Richmond	57 74								
9	H	Rutgers	54 75	26	A	Georgetown	50 59								
146	A	William & Mary	74 66	340	N	Houston Baptist	80 44								
223	A	George Mason	55 58	326	N	Maine	54 46								
238	H	Loyola Maryland	62 70	216	H	Old Dominion	58 52								

Non-Div I Games:

George Washington

Average RPI Win:	161	WON-LOST	WINNING	LAST 12	STRENGTH OF	OPP. STRENGTH	TEAM	ADJ.	CONF.	ADJ CONF.
Average RPI Loss:	13	RECORD	PCT. RANK	GAMES	SCHEDULE	OF SCHEDULE	RPI	RPI	RPI	RPI
DIV. I ONLY	14- 4	35	10- 2	34	42	26	26	2	2	
DIV. I NON-CONF.	11- 2	24	7- 0	69	69	35	35	2	2	
TOTALS	RPI 1-25	RPI 26-50	W-L RECORDS	RPI 51-100	RPI 101-150	RPI 150+				
14- 4	2- 4	0- 0	OVERALL	1- 0	4- 0	7- 0				
7- 2	1- 2	0- 0	HOME	0- 0	1- 0	5- 0				
5- 2	0- 2	0- 0	AWAY	1- 0	3- 0	1- 0				
2- 0	1- 0	0- 0	NEUTRAL	0- 0	0- 0	1- 0				
11- 2	2- 2	0- 0	NON-CONFERENCE	1- 0	1- 0	7- 0				
6- 0	1- 0	0- 0	HOME	0- 0	0- 0	5- 0				
3- 2	0- 2	0- 0	AWAY	1- 0	1- 0	1- 0				
2- 0	1- 0	0- 0	NEUTRAL	0- 0	0- 0	1- 0				
3- 2	0- 2	0- 0	CONFERENCE	0- 0	3- 0	0- 0				
1- 2	0- 2	0- 0	HOME	0- 0	1- 0	0- 0				
2- 0	0- 0	0- 0	AWAY	0- 0	2- 0	0- 0				
0- 0	0- 0	0- 0	NEUTRAL	0- 0	0- 0	0- 0				

RPI S	Opponent	Score	RPI S	Opponent	Score	Team's RPI: 26	RPI S	Opponent	Score	RPI S	Opponent	Score
3	H Notre Dame	60 80					94	A UNLV	64 45	102	A South Fla.	66 56
7	A Maryland	53 72								106	H Syracuse	69 42
11	H Miami (FL)	71 46								124	A Coppin St.	70 54
20	H DePaul	50 59								135	A Pittsburgh	82 54
23	A LSU	40 51								182	H Monmouth	64 44
24	N Georgia	64 56								203	H Rider	58 51
										234	H George Washington	59 50
										235	N Vermont	65 53
										244	A Dartmouth	77 38
										251	H Longwood	56 45
										305	H Houston	66 36
LAST 12 Division I GAMES:												
102	A South Fla.	66 56	106	H Syracuse	69 42							
20	H DePaul	50 59	3	H Notre Dame	60 80							
244	A Dartmouth	77 38	135	A Pittsburgh	82 54							
235	N Vermont	65 53	203	H Rider	58 51							
11	H Miami (FL)	71 46	124	A Coppin St.	70 54							
234	H George Washington	59 50	94	A UNLV	64 45							

Non-Div I Games:

Georgetown

■ Loss,
 ■ Non-Conf, S Site,
 ■ Home
 ■ Away
 N Neutral

Georgia				Through Games of Sunday, January 13, 1912						
Average RPI Win:	149	WON-LOST	WINNING	LAST 12	STRENGTH OF	OPP. STRENGTH	TEAM	ADJ.	CONF.	ADJ CONF.
Average RPI Loss:	21	RECORD	PCT. RANK	GAMES	SCHEDULE	OF SCHEDULE	RPI	RPI	RPI	RPI
DIV. I ONLY	15- 3	18	10- 2	57	25	24	24	3	3	
DIV. I NON-CONF.	11- 2	24	6- 1	111	56	33	33	5	5	
TOTALS	RPI 1-25	RPI 26-50	W-L RECORDS	RPI 51-100	RPI 101-150	RPI 150+				
15- 3	2- 1	1- 2	OVERALL	1- 0	3- 0	8- 0				
9- 0	2- 0	1- 0	HOME	1- 0	1- 0	4- 0				
4- 1	0- 1	0- 0	AWAY	0- 0	2- 0	2- 0				
2- 2	0- 0	0- 2	NEUTRAL	0- 0	0- 0	2- 0				
11- 2	2- 0	0- 2	NON-CONFERENCE	0- 0	1- 0	8- 0				
7- 0	2- 0	0- 0	HOME	0- 0	1- 0	4- 0				
2- 0	0- 0	0- 0	AWAY	0- 0	0- 0	2- 0				
2- 2	0- 0	0- 2	NEUTRAL	0- 0	0- 0	2- 0				
4- 1	0- 1	1- 0	CONFERENCE	1- 0	2- 0	0- 0				
2- 0	0- 0	1- 0	HOME	1- 0	0- 0	0- 0				
2- 1	0- 1	0- 0	AWAY	0- 0	2- 0	0- 0				
0- 0	0- 0	0- 0	NEUTRAL	0- 0	0- 0	0- 0				

RPI 1-25				Team's RPI: 24		RPI 26-50				RPI 51-100				RPI 101+					
RPI	S	Opponent	Score		RPI	S	Opponent	Score		RPI	S	Opponent	Score		RPI	S	Opponent	Score	
1	A	Tennessee	51	80	26	N	Georgetown	56	64	73	H	Arkansas	67	57	114	A	Mississippi St.	68	51
17	H	Southern California	67	60	29	H	Florida	61	55						116	A	Auburn	70	45
18	H	Georgia Tech	75	68	35	N	Gonzaga	68	71						120	H	Appalachian St.	81	37
															160	N	Montana St.	63	49
															168	H	Furman	83	58
															192	H	TCU	83	60
															210	N	Northeastern	81	61
															225	H	South Carolina St.	85	48
															230	H	Col. of Charleston	73	48
															260	A	Ga. Southern	68	49
															307	A	Mercer	80	43
LAST 12 Division I GAMES:																			
116	A	Auburn	70	45	114	A	Mississippi St.	68	51										
1	A	Tennessee	51	80	29	H	Florida	61	55										
73	H	Arkansas	67	57	35	N	Gonzaga	68	71										
168	H	Furman	83	58	307	A	Mercer	80	43										
120	H	Appalachian St.	81	37	18	H	Georgia Tech	75	68										
160	N	Montana St.	63	49	225	H	South Carolina St.	85	48										

Non-Div I Games:

Georgia

Loss, Non-Conf, S Site, H Home A Away N Neutral

Average RPI Win:	259	WON-LOST	WINNING	LAST 12	STRENGTH OF	OPP. STRENGTH	TEAM	ADJ.	CONF.	ADJ CONF.
Average RPI Loss:	79	RECORD	PCT. RANK	GAMES	SCHEDULE	OF SCHEDULE	RPI	RPI	RPI	RPI
DIV. I ONLY	6- 10	231	5- 7	81	184	183	183	7	7	
DIV. I NON-CONF.	6- 5	141	5- 2	119	304	218	218	7	7	
TOTALS	RPI 1-25	RPI 26-50	W-L RECORDS	RPI 51-100	RPI 101-150	RPI 150+				
6- 10	0- 1	0- 4	OVERALL	0- 2	1- 1	5- 2				
3- 5	0- 1	0- 2	HOME	0- 1	0- 1	3- 0				
2- 4	0- 0	0- 2	AWAY	0- 1	0- 0	2- 1				
1- 1	0- 0	0- 0	NEUTRAL	0- 0	1- 0	0- 1				
6- 5	0- 1	0- 1	NON-CONFERENCE	0- 1	1- 1	5- 1				
3- 3	0- 1	0- 0	HOME	0- 1	0- 1	3- 0				
2- 1	0- 0	0- 1	AWAY	0- 0	0- 0	2- 0				
1- 1	0- 0	0- 0	NEUTRAL	0- 0	1- 0	0- 1				
0- 5	0- 0	0- 3	CONFERENCE	0- 1	0- 0	0- 1				
0- 2	0- 0	0- 2	HOME	0- 0	0- 0	0- 0				
0- 3	0- 0	0- 1	AWAY	0- 1	0- 0	0- 1				
0- 0	0- 0	0- 0	NEUTRAL	0- 0	0- 0	0- 0				

RPI 1-25				RPI 26-50				RPI 51-100				RPI 101+ Team's RPI: 183			
RPI	S	Opponent	Score	RPI	S	Opponent	Score	RPI	S	Opponent	Score	RPI	S	Opponent	Score
18	H	Georgia Tech	50 85	30	A	Hofstra	67 80	58	H	Arizona	66 79	120	H	Appalachian St.	58 82
				30	H	Hofstra	71 86	59	A	Drexel	38 65	133	N	High Point	79 68
				32	H	James Madison	50 62					177	N	SIU Edwardsville	49 63
				49	A	Florida St.	74 94					216	A	Old Dominion	59 68
												246	H	Campbell	70 56
												249	H	Kennesaw St.	65 59
												252	A	Western Caro.	64 59
												336	H	Bethune-Cookman	66 50
												337	A	Jacksonville St.	68 60
LAST 12 Division I GAMES:															
		32	H	James Madison	50	62				59	A	Drexel	38	65	
		216	A	Old Dominion	59	68				30	A	Hofstra	67	80	
		336	H	Bethune-Cookman	66	50				18	H	Georgia Tech	50	85	
		337	A	Jacksonville St.	68	60				249	H	Kennesaw St.	65	59	
		177	N	SIU Edwardsville	49	63				30	H	Hofstra	71	86	
		133	N	High Point	79	68				252	A	Western Caro.	64	59	

Non-Div I Games:

Georgia St.

Average RPI Win:	153	WON-LOST	WINNING	LAST 12	STRENGTH OF	OPP. STRENGTH	TEAM	ADJ.	CONF.	ADJ CONF.
Average RPI Loss:	13	RECORD	PCT. RANK	GAMES	SCHEDULE	OF SCHEDULE	RPI	RPI	RPI	RPI
DIV. I ONLY	13- 5	60	9- 3	7	65	18	18	6	6	
DIV. I NON-CONF.	10- 3	50	6- 1	15	155	21	21	4	4	
TOTALS	RPI 1-25	RPI 26-50	W-L RECORDS	RPI 51-100	RPI 101-150	RPI 150+				
13- 5	0- 5	2- 0	OVERALL	3- 0	1- 0	7- 0				
6- 1	0- 1	1- 0	HOME	1- 0	0- 0	4- 0				
5- 2	0- 2	1- 0	AWAY	2- 0	0- 0	2- 0				
2- 2	0- 2	0- 0	NEUTRAL	0- 0	1- 0	1- 0				
10- 3	0- 3	1- 0	NON-CONFERENCE	2- 0	1- 0	6- 0				
5- 0	0- 0	1- 0	HOME	0- 0	0- 0	4- 0				
3- 1	0- 1	0- 0	AWAY	2- 0	0- 0	1- 0				
2- 2	0- 2	0- 0	NEUTRAL	0- 0	1- 0	1- 0				
3- 2	0- 2	1- 0	CONFERENCE	1- 0	0- 0	1- 0				
1- 1	0- 1	0- 0	HOME	1- 0	0- 0	0- 0				
2- 1	0- 1	1- 0	AWAY	0- 0	0- 0	1- 0				
0- 0	0- 0	0- 0	NEUTRAL	0- 0	0- 0	0- 0				

RPI 1-25				Team's RPI: 18		RPI 26-50				RPI 51-100				RPI 101+									
RPI	S	Opponent	Score			RPI	S	Opponent	Score			RPI	S	Opponent	Score			RPI	S	Opponent	Score		
7	A	Maryland	74	77		38	H	Nebraska	73	57		56	A	Middle Tenn.	58	47		108	N	Central Ark.	67	61	
9	N	Rutgers	40	59		50	A	North Carolina St.	76	66		62	A	Marquette	74	63		177	N	SIU Edwardsville	80	38	
11	H	Miami (FL)	65	77								93	H	Wake Forest	71	67		183	A	Georgia St.	85	50	
15	N	Green Bay	62	67														190	A	Boston College	68	58	
24	A	Georgia	68	75														216	H	Old Dominion	87	56	
																		249	H	Kennesaw St.	94	51	
																		274	H	N.C. A&T	74	57	
																		297	H	Alabama St.	97	37	
LAST 12 Division I GAMES:																							
						11	H	Miami (FL)	65	77		190	A	Boston College	68	58							
						7	A	Maryland	74	77		93	H	Wake Forest	71	67							
						50	A	North Carolina St.	76	66		183	A	Georgia St.	85	50							
						274	H	N.C. A&T	74	57		56	A	Middle Tenn.	58	47							
						108	N	Central Ark.	67	61		24	A	Georgia	68	75							
						177	N	SIU Edwardsville	80	38		38	H	Nebraska	73	57							

Non-Div I Games:

Georgia Tech

■ Loss,
 ■ Non-Conf, S Site,
 ■ Home
 ■ Away
 N Neutral

Gonzaga

Through Games Of Sunday, January 15, 2012

Average RPI Win:	168	WON-LOST	WINNING	LAST 12	STRENGTH OF	OPP. STRENGTH	TEAM	ADJ.	CONF.	ADJ CONF.
Average RPI Loss:	20	RECORD	PCT. RANK	GAMES	SCHEDULE	OF SCHEDULE	RPI	RPI	RPI	RPI
DIV. I ONLY	15- 3	18	10- 2	98	56	35	35	8	8	
DIV. I NON-CONF.	11- 2	24	6- 1	45	64	25	25	8	8	
TOTALS	RPI 1-25	RPI 26-50	W-L RECORDS	RPI 51-100	RPI 101-150	RPI 150+				
15- 3	1- 2	1- 1	OVERALL	2- 0	2- 0	9- 0				
7- 2	0- 1	1- 1	HOME	0- 0	1- 0	5- 0				
6- 1	0- 1	0- 0	AWAY	1- 0	1- 0	4- 0				
2- 0	1- 0	0- 0	NEUTRAL	1- 0	0- 0	0- 0				
11- 2	1- 2	1- 0	NON-CONFERENCE	2- 0	1- 0	6- 0				
6- 1	0- 1	1- 0	HOME	0- 0	1- 0	4- 0				
3- 1	0- 1	0- 0	AWAY	1- 0	0- 0	2- 0				
2- 0	1- 0	0- 0	NEUTRAL	1- 0	0- 0	0- 0				
4- 1	0- 0	0- 1	CONFERENCE	0- 0	1- 0	3- 0				
1- 1	0- 0	0- 1	HOME	0- 0	0- 0	1- 0				
3- 0	0- 0	0- 0	AWAY	0- 0	1- 0	2- 0				
0- 0	0- 0	0- 0	NEUTRAL	0- 0	0- 0	0- 0				

RPI 1-25				RPI 26-50				Team's RPI: 35				RPI 51-100				RPI 101+			
RPI	S	Opponent	Score	RPI	S	Opponent	Score	RPI	S	Opponent	Score	RPI	S	Opponent	Score	RPI	S	Opponent	Score
4	A	Stanford	61 76	30	H	Hofstra	101 88	66	A	Washington St.	71 69	113	A	Pepperdine	79 50				
17	H	Southern California	51 58	40	H	St. Mary's (CA)	63 66	71	N	Dayton	82 76	131	H	Portland St.	99 69				
24	N	Georgia	71 68									159	A	Portland	80 65				
												161	H	Eastern Wash.	75 69				
												178	H	Saint Francis (PA)	92 50				
												209	H	Montana	70 54				
												214	A	Cal St. Fullerton	73 60				
												267	H	San Francisco	87 52				
												270	A	Loyola Marymount	80 54				
												306	H	UC Riverside	83 56				
												325	A	Idaho	91 42				
LAST 12 Division I GAMES:																			
270	A	Loyola Marymount	80 54	40	H	St. Mary's (CA)	63 66	267	H	San Francisco	87 52	306	H	UC Riverside	83 56	209	H	Montana	70 54
113	A	Pepperdine	79 50					161	H	Eastern Wash.	75 69	178	H	Saint Francis (PA)	92 50	214	A	Cal St. Fullerton	73 60
159	A	Portland	80 65					71	N	Dayton	82 76	325	A	Idaho	91 42	267	H	San Francisco	87 52
								270	A	Loyola Marymount	80 54					306	H	UC Riverside	83 56
								40	H	St. Mary's (CA)	63 66					161	H	Eastern Wash.	75 69
								178	H	Saint Francis (PA)	92 50					209	H	Montana	70 54
								159	A	Portland	80 65					214	A	Cal St. Fullerton	73 60
								71	N	Dayton	82 76					267	H	San Francisco	87 52
								24	N	Georgia	71 68					306	H	UC Riverside	83 56
								17	H	Southern California	51 58					325	A	Idaho	91 42

Non-Div I Games:

Gonzaga

■ Loss,
 ■ Non-Conf, S Site,
 ■ Home
 ■ Away
 N Neutral

Grambling

Through Games Of Sunday, January 15, 2012

Average RPI Win:	220	WON-LOST	WINNING	LAST 12	STRENGTH OF	OPP. STRENGTH	TEAM	ADJ.	CONF.	ADJ CONF.
Average RPI Loss:	158	RECORD	PCT. RANK	GAMES	SCHEDULE	OF SCHEDULE	RPI	RPI	RPI	RPI
DIV. I ONLY	5- 9	242	4- 8	180	267	222	222	32	32	
DIV. I NON-CONF.	3- 6	238	2- 5	42	159	135	135	22	22	
TOTALS	RPI 1-25	RPI 26-50	W-L RECORDS	RPI 51-100	RPI 101-150	RPI 150+				
5- 9	0- 1	0- 0	OVERALL	0- 2	2- 1	3- 5				
3- 2	0- 0	0- 0	HOME	0- 0	1- 0	2- 2				
2- 7	0- 1	0- 0	AWAY	0- 2	1- 1	1- 3				
0- 0	0- 0	0- 0	NEUTRAL	0- 0	0- 0	0- 0				
3- 6	0- 1	0- 0	NON-CONFERENCE	0- 2	2- 1	1- 2				
2- 0	0- 0	0- 0	HOME	0- 0	1- 0	1- 0				
1- 6	0- 1	0- 0	AWAY	0- 2	1- 1	0- 2				
0- 0	0- 0	0- 0	NEUTRAL	0- 0	0- 0	0- 0				
2- 3	0- 0	0- 0	CONFERENCE	0- 0	0- 0	2- 3				
1- 2	0- 0	0- 0	HOME	0- 0	0- 0	1- 2				
1- 1	0- 0	0- 0	AWAY	0- 0	0- 0	1- 1				
0- 0	0- 0	0- 0	NEUTRAL	0- 0	0- 0	0- 0				

RPI 1-25				RPI 26-50				RPI 51-100				RPI 101+ Team's RPI: 222			
RPI	S	Opponent	Score	RPI	S	Opponent	Score	RPI	S	Opponent	Score	RPI	S	Opponent	Score
23	A	LSU	47 62					55	A	Texas	38 91	132	H	Sam Houston St.	64 52
								73	A	Arkansas	49 69	138	A	Oral Roberts	89 80
												140	A	Ole Miss	53 78
												157	A	Stephen F. Austin	53 71
												202	A	Tulsa	56 61
												208	H	Alabama A&M	64 76
												240	A	Southern U.	67 72
												265	A	Alcorn St.	55 44
												268	H	La.-Monroe	75 71
												297	H	Alabama St.	62 48
												322	H	Texas Southern	51 54
LAST 12 Division I GAMES:															
240	A	Southern U.	67 72	322	H	Texas Southern	51 54								
208	H	Alabama A&M	64 76	265	A	Alcorn St.	55 44								
297	H	Alabama St.	62 48	138	A	Oral Roberts	89 80								
23	A	LSU	47 62	132	H	Sam Houston St.	64 52								
55	A	Texas	38 91	140	A	Ole Miss	53 78								
202	A	Tulsa	56 61	73	A	Arkansas	49 69								

Non-Div I Games: Paul Quinn 92 31

Grambling

■ Loss,
 ■ Non-Conf,
 ■ S Site,
 ■ Home
 ■ A Away
 N Neutral

Average RPI Win:	143	WON-LOST	WINNING	LAST 12	STRENGTH OF	OPP. STRENGTH	TEAM	ADJ.	CONF.	ADJ CONF.
Average RPI Loss:	0	RECORD	PCT. RANK	GAMES	SCHEDULE	OF SCHEDULE	RPI	RPI	RPI	RPI
DIV. I ONLY	15- 0	1	12- 0	104	59	15	15	13	13	
DIV. I NON-CONF.	10- 0	1	7- 0	78	18	10	10	18	18	
TOTALS	RPI 1-25	RPI 26-50	W-L RECORDS	RPI 51-100	RPI 101-150	RPI 150+				
15- 0	1- 0	0- 0	OVERALL	2- 0	4- 0	8- 0				
7- 0	0- 0	0- 0	HOME	2- 0	1- 0	4- 0				
6- 0	0- 0	0- 0	AWAY	0- 0	2- 0	4- 0				
2- 0	1- 0	0- 0	NEUTRAL	0- 0	1- 0	0- 0				
10- 0	1- 0	0- 0	NON-CONFERENCE	2- 0	4- 0	3- 0				
5- 0	0- 0	0- 0	HOME	2- 0	1- 0	2- 0				
3- 0	0- 0	0- 0	AWAY	0- 0	2- 0	1- 0				
2- 0	1- 0	0- 0	NEUTRAL	0- 0	1- 0	0- 0				
5- 0	0- 0	0- 0	CONFERENCE	0- 0	0- 0	5- 0				
2- 0	0- 0	0- 0	HOME	0- 0	0- 0	2- 0				
3- 0	0- 0	0- 0	AWAY	0- 0	0- 0	3- 0				
0- 0	0- 0	0- 0	NEUTRAL	0- 0	0- 0	0- 0				

RPI S	Opponent	Score	RPI S	Opponent	Score	RPI S	Opponent	Score	RPI S	Opponent	Score
18 N	Georgia Tech	67 62				62 H	Marquette	66 50	104 N	Illinois	82 62
						100 H	Eastern Mich.	84 53	117 A	Toledo	72 65
									117 H	Toledo	84 68
									125 A	Wisconsin	65 49
									152 H	Ill.-Chicago	80 63
									153 A	Wright St.	68 50
									154 H	UNI	75 67
									172 A	Detroit	68 59
									188 H	Loyola Chicago	76 49
									213 A	North Dakota St.	82 59
									219 A	Milwaukee	88 53
									247 H	Ball St.	80 39
LAST 12 Division I GAMES:											
219 A	Milwaukee	88 53	172 A	Detroit	68 59						
188 H	Loyola Chicago	76 49	153 A	Wright St.	68 50						
152 H	Ill.-Chicago	80 63	154 H	UNI	75 67						
125 A	Wisconsin	65 49	62 H	Marquette	66 50						
247 H	Ball St.	80 39	18 N	Georgia Tech	67 62						
117 A	Toledo	72 65	104 N	Illinois	82 62						

Non-Div I Games:

Green Bay

■ Loss,
 ■ Non-Conf, S Site,
 ■ Home
 ■ Away
 N Neutral

Average RPI Win:	196	WON-LOST	WINNING	LAST 12	STRENGTH OF	OPP. STRENGTH	TEAM	ADJ.	CONF.	ADJ CONF.
Average RPI Loss:	57	RECORD	PCT. RANK	GAMES	SCHEDULE	OF SCHEDULE	RPI	RPI	RPI	RPI
DIV. I ONLY	12- 3	32	10- 2	225	64	54	54	26	26	
DIV. I NON-CONF.	8- 3	73	6- 2	229	49	50	50	24	24	
TOTALS	RPI 1-25	RPI 26-50	W-L RECORDS	RPI 51-100	RPI 101-150	RPI 150+				
12- 3	0- 0	0- 1	OVERALL	1- 2	4- 0	7- 0				
5- 0	0- 0	0- 0	HOME	1- 0	1- 0	3- 0				
6- 3	0- 0	0- 1	AWAY	0- 2	2- 0	4- 0				
1- 0	0- 0	0- 0	NEUTRAL	0- 0	1- 0	0- 0				
8- 3	0- 0	0- 1	NON-CONFERENCE	0- 2	3- 0	5- 0				
2- 0	0- 0	0- 0	HOME	0- 0	1- 0	1- 0				
5- 3	0- 0	0- 1	AWAY	0- 2	1- 0	4- 0				
1- 0	0- 0	0- 0	NEUTRAL	0- 0	1- 0	0- 0				
4- 0	0- 0	0- 0	CONFERENCE	1- 0	1- 0	2- 0				
3- 0	0- 0	0- 0	HOME	1- 0	0- 0	2- 0				
1- 0	0- 0	0- 0	AWAY	0- 0	1- 0	0- 0				
0- 0	0- 0	0- 0	NEUTRAL	0- 0	0- 0	0- 0				

RPI 1-25				RPI 26-50				RPI 51-100				Team's RPI: 54	RPI 101+			
RPI	S	Opponent	Score	RPI	S	Opponent	Score	RPI	S	Opponent	Score		RPI	S	Opponent	Score
				29	A	Florida	46 63	57	A	Tulane	53 66		107	N	Central Mich.	77 51
								72	H	Howard	63 40		124	A	Coppin St.	76 50
								84	A	UAB	38 43		135	A	Pittsburgh	60 37
													143	H	UMBC	75 47
													190	A	Boston College	71 63
													225	H	South Carolina St.	73 41
													236	H	East Carolina	76 48
													239	H	Savannah St.	59 40
													266	A	IPFW	79 62
													285	A	Jacksonville	68 55
													324	A	Chicago St.	66 39
LAST 12 Division I GAMES:																
				236	H	East Carolina	76 48						124	A	Coppin St.	76 50
				57	A	Tulane	53 66						72	H	Howard	63 40
				107	N	Central Mich.	77 51						239	H	Savannah St.	59 40
				190	A	Boston College	71 63						225	H	South Carolina St.	73 41
				84	A	UAB	38 43						324	A	Chicago St.	66 39
				143	H	UMBC	75 47						266	A	IPFW	79 62

Non-Div I Games:

Hampton

 Loss,
 Non-Conf,
 S Site,
 H Home
 A Away
N Neutral

Average RPI Win:	175	WON-LOST	WINNING	LAST 12	STRENGTH OF	OPP. STRENGTH	TEAM	ADJ.	CONF.	ADJ CONF.
Average RPI Loss:	93	RECORD	PCT. RANK	GAMES	SCHEDULE	OF SCHEDULE	RPI	RPI	RPI	RPI
DIV. I ONLY	10- 8	144	5- 7	62	103	83	83	15	15	
DIV. I NON-CONF.	9- 5	98	4- 4	38	42	61	61	13	13	
TOTALS	RPI 1-25	RPI 26-50	W-L RECORDS	RPI 51-100	RPI 101-150	RPI 150+				
10- 8	0- 1	1- 2	OVERALL	1- 2	1- 1	7- 2				
6- 2	0- 0	1- 0	HOME	1- 0	1- 1	3- 1				
3- 6	0- 1	0- 2	AWAY	0- 2	0- 0	3- 1				
1- 0	0- 0	0- 0	NEUTRAL	0- 0	0- 0	1- 0				
9- 5	0- 1	1- 2	NON-CONFERENCE	1- 2	1- 0	6- 0				
6- 0	0- 0	1- 0	HOME	1- 0	1- 0	3- 0				
2- 5	0- 1	0- 2	AWAY	0- 2	0- 0	2- 0				
1- 0	0- 0	0- 0	NEUTRAL	0- 0	0- 0	1- 0				
1- 3	0- 0	0- 0	CONFERENCE	0- 0	0- 1	1- 2				
0- 2	0- 0	0- 0	HOME	0- 0	0- 1	0- 1				
1- 1	0- 0	0- 0	AWAY	0- 0	0- 0	1- 1				
0- 0	0- 0	0- 0	NEUTRAL	0- 0	0- 0	0- 0				

RPI 1-25				RPI 26-50				RPI 51-100 Team's RPI: 83				RPI 101+			
RPI	S	Opponent	Score	RPI	S	Opponent	Score	RPI	S	Opponent	Score	RPI	S	Opponent	Score
3	A	Notre Dame	43 98	30	H	Hofstra	61 59	52	A	St. John's (NY)	45 70	101	H	Albany (NY)	37 40
				36	A	Richmond	56 69	77	H	LIU Brooklyn	54 45	145	H	Harvard	72 61
				45	A	Marist	51 57	81	A	Providence	46 63	184	H	Manhattan	64 45
												187	A	New Hampshire	45 64
												190	H	Boston College	54 45
												192	N	TCU	64 60
												212	A	UCF	55 46
												235	H	Vermont	50 57
												237	A	Binghamton	63 41
												243	H	Central Conn. St.	65 56
												244	A	Dartmouth	60 42
LAST 12 Division I GAMES:															
187	A	New Hampshire	45 64	237	A	Binghamton	63 41								
101	H	Albany (NY)	37 40	235	H	Vermont	50 57								
81	A	Providence	46 63	190	H	Boston College	54 45								
145	H	Harvard	72 61	30	H	Hofstra	61 59								
36	A	Richmond	56 69	52	A	St. John's (NY)	45 70								
244	A	Dartmouth	60 42	45	A	Marist	51 57								

Non-Div I Games:

Hartford

Average RPI Win:	197	WON-LOST	WINNING	LAST 12	STRENGTH OF	OPP. STRENGTH	TEAM	ADJ.	CONF.	ADJ CONF.
Average RPI Loss:	121	RECORD	PCT. RANK	GAMES	SCHEDULE	OF SCHEDULE	RPI	RPI	RPI	RPI
DIV. I ONLY	8- 6	131	8- 4	266	79	145	145	12	12	
DIV. I NON-CONF.	7- 6	154	7- 4	232	78	130	130	15	15	
TOTALS	RPI 1-25	RPI 26-50	W-L RECORDS	RPI 51-100	RPI 101-150	RPI 150+				
8- 6	0- 0	0- 0	OVERALL	1- 3	1- 2	6- 1				
3- 1	0- 0	0- 0	HOME	1- 0	1- 1	1- 0				
4- 4	0- 0	0- 0	AWAY	0- 3	0- 1	4- 0				
1- 1	0- 0	0- 0	NEUTRAL	0- 0	0- 0	1- 1				
7- 6	0- 0	0- 0	NON-CONFERENCE	1- 3	1- 2	5- 1				
3- 1	0- 0	0- 0	HOME	1- 0	1- 1	1- 0				
3- 4	0- 0	0- 0	AWAY	0- 3	0- 1	3- 0				
1- 1	0- 0	0- 0	NEUTRAL	0- 0	0- 0	1- 1				
1- 0	0- 0	0- 0	CONFERENCE	0- 0	0- 0	1- 0				
0- 0	0- 0	0- 0	HOME	0- 0	0- 0	0- 0				
1- 0	0- 0	0- 0	AWAY	0- 0	0- 0	1- 0				
0- 0	0- 0	0- 0	NEUTRAL	0- 0	0- 0	0- 0				

RPI 1-25			RPI 26-50			RPI 51-100			RPI 101+			Team's RPI: 145
RPI	S	Opponent	Score	RPI	S	Opponent	Score	RPI	S	Opponent	Score	
						52	H St. John's (NY)	63 56	110	A Minnesota	53 79	
						63	A Iowa	81 90	111	H Boston U.	62 57	
						81	A Providence	60 71	134	H Holy Cross	68 73	
						83	A Hartford	61 72	187	A New Hampshire	69 62	
									192	A TCU	56 44	
									218	A Massachusetts	68 47	
									244	A Dartmouth	71 63	
									256	N Butler	68 69	
									265	N Alcorn St.	78 55	
									310	H Rhode Island	69 57	
LAST 12 Division I GAMES:												
218	A	Massachusetts	68 47	244	A	Dartmouth	71 63					
83	A	Hartford	61 72	192	A	TCU	56 44					
52	H	St. John's (NY)	63 56	111	H	Boston U.	62 57					
110	A	Minnesota	53 79	134	H	Holy Cross	68 73					
265	N	Alcorn St.	78 55	310	H	Rhode Island	69 57					
187	A	New Hampshire	69 62	81	A	Providence	60 71					

Non-Div I Games:

Harvard

 Loss,
 Non-Conf,
 S Site,
 H Home
 A Away
N Neutral

Hawaii

Average RPI Win: **220**
 Average RPI Loss: **109**

WON-LOST
 RECORD

WINNING
 PCT. RANK

LAST 12
 GAMES

Through Games Of Sunday, January 15, 2012

STRENGTH OF
 SCHEDULE

OPP. STRENGTH
 OF SCHEDULE

TEAM
 RPI

ADJ.
 RPI

CONF.
 RPI

ADJ CONF.
 RPI

DIV. I ONLY	4- 11	281	4- 8	53	171	226	226	25	25
DIV. I NON-CONF.	4- 10	265	4- 7	35	162	207	207	27	27
TOTALS	RPI 1-25	RPI 26-50	W-L RECORDS	RPI 51-100	RPI 101-150	RPI 150+			
4- 11	0- 1	0- 3	OVERALL	0- 4	2- 0	2- 3			
3- 9	0- 1	0- 3	HOME	0- 4	2- 0	1- 1			
1- 2	0- 0	0- 0	AWAY	0- 0	0- 0	1- 2			
0- 0	0- 0	0- 0	NEUTRAL	0- 0	0- 0	0- 0			
4- 10	0- 1	0- 3	NON-CONFERENCE	0- 4	2- 0	2- 2			
3- 9	0- 1	0- 3	HOME	0- 4	2- 0	1- 1			
1- 1	0- 0	0- 0	AWAY	0- 0	0- 0	1- 1			
0- 0	0- 0	0- 0	NEUTRAL	0- 0	0- 0	0- 0			
0- 1	0- 0	0- 0	CONFERENCE	0- 0	0- 0	0- 1			
0- 0	0- 0	0- 0	HOME	0- 0	0- 0	0- 0			
0- 1	0- 0	0- 0	AWAY	0- 0	0- 0	0- 1			
0- 0	0- 0	0- 0	NEUTRAL	0- 0	0- 0	0- 0			

RPI 1-25				RPI 26-50				RPI 51-100				RPI 101+ Team's RPI: 226			
RPI	S	Opponent	Score	RPI	S	Opponent	Score	RPI	S	Opponent	Score	RPI	S	Opponent	Score
20	H	DePaul	65 90	31	H	California	54 69	55	H	Texas	50 71	131	H	Portland St.	78 66
				37	H	Virginia	43 60	88	H	Fla. Gulf Coast	52 72	149	H	Denver	78 64
				50	H	North Carolina St.	54 84	95	H	UC Davis	57 62	159	H	Portland	64 82
								96	H	San Diego St.	44 71	265	H	Alcorn St.	66 63
												278	A	San Jose St.	67 83
												291	A	Army	51 55
												333	A	Columbia	66 55
LAST 12 Division I GAMES:															
		88	H	Fla. Gulf Coast	52	72				278	A	San Jose St.	67	83	
		265	H	Alcorn St.	66	63				50	H	North Carolina St.	54	84	
		95	H	UC Davis	57	62				291	A	Army	51	55	
		149	H	Denver	78	64				55	H	Texas	50	71	
		131	H	Portland St.	78	66				37	H	Virginia	43	60	
		333	A	Columbia	66	55				31	H	California	54	69	

Non-Div I Games: Hawaii Hilo 60 51

Hawaii

Loss, Non-Conf, S Site, H Home A Away N Neutral

Average RPI Win:	199	WON-LOST	WINNING	LAST 12	STRENGTH OF	OPP. STRENGTH	TEAM	ADJ.	CONF.	ADJ CONF.
Average RPI Loss:	128	RECORD	PCT. RANK	GAMES	SCHEDULE	OF SCHEDULE	RPI	RPI	RPI	RPI
DIV. I ONLY	10- 6	106	7- 5	197	130	133	133	28	28	
DIV. I NON-CONF.	5- 6	189	2- 5	102	73	87	87	29	29	
TOTALS	RPI 1-25	RPI 26-50	W-L RECORDS	RPI 51-100	RPI 101-150	RPI 150+				
10- 6	0- 0	0- 2	OVERALL	1- 1	3- 1	6- 2				
6- 1	0- 0	0- 0	HOME	0- 0	2- 0	4- 1				
3- 2	0- 0	0- 2	AWAY	1- 0	0- 0	2- 0				
1- 3	0- 0	0- 0	NEUTRAL	0- 1	1- 1	0- 1				
5- 6	0- 0	0- 2	NON-CONFERENCE	1- 1	3- 1	1- 2				
3- 1	0- 0	0- 0	HOME	0- 0	2- 0	1- 1				
1- 2	0- 0	0- 2	AWAY	1- 0	0- 0	0- 0				
1- 3	0- 0	0- 0	NEUTRAL	0- 1	1- 1	0- 1				
5- 0	0- 0	0- 0	CONFERENCE	0- 0	0- 0	5- 0				
3- 0	0- 0	0- 0	HOME	0- 0	0- 0	3- 0				
2- 0	0- 0	0- 0	AWAY	0- 0	0- 0	2- 0				
0- 0	0- 0	0- 0	NEUTRAL	0- 0	0- 0	0- 0				

RPI 1-25				RPI 26-50				RPI 51-100				RPI 101+				Team's RPI: 133	
RPI	S	Opponent	Score	RPI	S	Opponent	Score	RPI	S	Opponent	Score	RPI	S	Opponent	Score		
				34	A	Vanderbilt	54 70	85	A	VCU	82 67	105	H	Davidson	82 69		
				37	A	Virginia	41 67	99	N	Cincinnati	40 62	108	N	Central Ark.	56 69		
												135	H	Pittsburgh	82 75		
												143	N	UMBC	62 51		
												165	A	Liberty	73 69		
												183	N	Georgia St.	68 79		
												241	A	Radford	81 65		
												246	H	Campbell	77 65		
												251	H	Longwood	73 51		
												301	H	Gardner-Webb	63 41		
												307	H	Mercer	67 75		
												321	H	UNC Asheville	89 49		
LAST 12 Division I GAMES:																	
				165	A	Liberty	73 69	246	H	Campbell	77 65						
				301	H	Gardner-Webb	63 41	241	A	Radford	81 65						
				321	H	UNC Asheville	89 49	183	N	Georgia St.	68 79						
				99	N	Cincinnati	40 62	34	A	Vanderbilt	54 70						
				143	N	UMBC	62 51	135	H	Pittsburgh	82 75						
				108	N	Central Ark.	56 69	307	H	Mercer	67 75						

Non-Div I Games:

High Point

Hofstra

Through Games Of Sunday, January 15, 2012

Average RPI Win:	145	WON-LOST	WINNING	LAST 12	STRENGTH OF	OPP. STRENGTH	TEAM	ADJ.	CONF.	ADJ CONF.
Average RPI Loss:	47	RECORD	PCT. RANK	GAMES	SCHEDULE	OF SCHEDULE	RPI	RPI	RPI	RPI
DIV. I ONLY	13- 3	27	10- 2	95	16	30	30	7	7	
DIV. I NON-CONF.	8- 3	73	5- 2	46	9	18	18	7	7	
TOTALS	RPI 1-25	RPI 26-50	W-L RECORDS	RPI 51-100	RPI 101-150	RPI 150+				
13- 3	1- 1	1- 1	OVERALL	2- 1	2- 0	7- 0				
6- 1	0- 1	1- 0	HOME	2- 0	1- 0	2- 0				
5- 2	0- 0	0- 1	AWAY	0- 1	1- 0	4- 0				
2- 0	1- 0	0- 0	NEUTRAL	0- 0	0- 0	1- 0				
8- 3	1- 1	1- 1	NON-CONFERENCE	1- 1	1- 0	4- 0				
4- 1	0- 1	1- 0	HOME	1- 0	1- 0	1- 0				
2- 2	0- 0	0- 1	AWAY	0- 1	0- 0	2- 0				
2- 0	1- 0	0- 0	NEUTRAL	0- 0	0- 0	1- 0				
5- 0	0- 0	0- 0	CONFERENCE	1- 0	1- 0	3- 0				
2- 0	0- 0	0- 0	HOME	1- 0	0- 0	1- 0				
3- 0	0- 0	0- 0	AWAY	0- 0	1- 0	2- 0				
0- 0	0- 0	0- 0	NEUTRAL	0- 0	0- 0	0- 0				

RPI 1-25				RPI 26-50				Team's RPI: 30				RPI 51-100				RPI 101+			
RPI	S	Opponent	Score	RPI	S	Opponent	Score	RPI	S	Opponent	Score	RPI	S	Opponent	Score	RPI	S	Opponent	Score
6	N	Kansas St.	64 54	35	A	Gonzaga	88 101	52	H	St. John's (NY)	93 82	128	H	Seton Hall	94 74				
22	H	Princeton	69 74	45	H	Marist	71 69	59	H	Drexel	76 65	146	A	William & Mary	100 97				
								83	A	Hartford	59 61	151	N	Drake	70 60				
												161	A	Eastern Wash.	90 69				
												183	A	Georgia St.	86 71				
												183	H	Georgia St.	80 67				
												216	A	Old Dominion	81 68				
												243	H	Central Conn. St.	67 60				
												312	A	Saint Peter's	66 52				
LAST 12 Division I GAMES:																			
146	A	William & Mary	100 97	216	A	Old Dominion	81 68												
59	H	Drexel	76 65	183	H	Georgia St.	80 67												
22	H	Princeton	69 74	83	A	Hartford	59 61												
45	H	Marist	71 69	183	A	Georgia St.	86 71												
243	H	Central Conn. St.	67 60	128	H	Seton Hall	94 74												
312	A	Saint Peter's	66 52	151	N	Drake	70 60												

Non-Div I Games:

Hofstra

■ Loss,
 ■ Non-Conf, S Site,
 ■ Home
 ■ Away
 N Neutral

Holy Cross

Through Games Of Sunday, January 15, 2012

Average RPI Win:	195	WON-LOST	WINNING	LAST 12	STRENGTH OF	OPP. STRENGTH	TEAM	ADJ.	CONF.	ADJ CONF.
Average RPI Loss:	136	RECORD	PCT. RANK	GAMES	SCHEDULE	OF SCHEDULE	RPI	RPI	RPI	RPI
DIV. I ONLY	9- 8	154	7- 5	145	153	134	134	29	29	
DIV. I NON-CONF.	8- 6	129	6- 3	176	131	139	139	31	31	
TOTALS	RPI 1-25	RPI 26-50	W-L RECORDS	RPI 51-100	RPI 101-150	RPI 150+				
9- 8	0- 2	0- 0	OVERALL	1- 1	1- 0	7- 5				
5- 2	0- 0	0- 0	HOME	1- 0	0- 0	4- 2				
3- 6	0- 1	0- 0	AWAY	0- 1	1- 0	2- 3				
1- 0	0- 0	0- 0	NEUTRAL	0- 0	0- 0	1- 0				
8- 6	0- 2	0- 0	NON-CONFERENCE	1- 1	1- 0	6- 3				
5- 1	0- 0	0- 0	HOME	1- 0	0- 0	4- 1				
2- 5	0- 2	0- 0	AWAY	0- 1	1- 0	1- 2				
1- 0	0- 0	0- 0	NEUTRAL	0- 0	0- 0	1- 0				
1- 2	0- 0	0- 0	CONFERENCE	0- 0	0- 0	1- 2				
0- 1	0- 0	0- 0	HOME	0- 0	0- 0	0- 1				
1- 1	0- 0	0- 0	AWAY	0- 0	0- 0	1- 1				
0- 0	0- 0	0- 0	NEUTRAL	0- 0	0- 0	0- 0				

RPI 1-25				RPI 26-50				RPI 51-100				RPI 101+ Team's RPI: 134			
RPI	S	Opponent	Score	RPI	S	Opponent	Score	RPI	S	Opponent	Score	RPI	S	Opponent	Score
5	A	Connecticut	37 77					80	H	Quinnipiac	80 70	145	A	Harvard	73 68
11	A	Miami (FL)	49 89					97	A	Yale	71 76	169	H	American	58 61
												181	A	Lehigh	60 75
												187	A	New Hampshire	61 50
												189	H	Fordham	43 54
												190	A	Boston College	58 67
												196	H	Bryant	82 62
												210	H	Northeastern	70 68
												218	H	Massachusetts	76 64
												224	A	Navy	55 38
												243	A	Central Conn. St.	54 63
												244	H	Dartmouth	65 63
												248	N	Morgan St.	73 66
LAST 12 Division I GAMES:															
181	A	Lehigh	60 75	169	H	American	58 61								
244	H	Dartmouth	65 63	224	A	Navy	55 38								
248	N	Morgan St.	73 66	210	H	Northeastern	70 68								
11	A	Miami (FL)	49 89	187	A	New Hampshire	61 50								
196	H	Bryant	82 62	243	A	Central Conn. St.	54 63								
190	A	Boston College	58 67	145	A	Harvard	73 68								

Non-Div I Games:

Holy Cross

 Loss,
 Non-Conf,
S Site,
 Home
 Away
N Neutral

Average RPI Win:	315	WON-LOST	WINNING	LAST 12	STRENGTH OF	OPP. STRENGTH	TEAM	ADJ.	CONF.	ADJ CONF.
Average RPI Loss:	154	RECORD	PCT. RANK	GAMES	SCHEDULE	OF SCHEDULE	RPI	RPI	RPI	RPI
DIV. I ONLY	2- 14	324	2- 10	156	234	305	305	11	11	
DIV. I NON-CONF.	1- 11	334	1- 7	214	196	314	314	19	19	
TOTALS	RPI 1-25	RPI 26-50	W-L RECORDS	RPI 51-100	RPI 101-150	RPI 150+				
2- 14	0- 0	0- 2	OVERALL	0- 3	0- 2	2- 7				
1- 9	0- 0	0- 1	HOME	0- 3	0- 1	1- 4				
1- 5	0- 0	0- 1	AWAY	0- 0	0- 1	1- 3				
0- 0	0- 0	0- 0	NEUTRAL	0- 0	0- 0	0- 0				
1- 11	0- 0	0- 2	NON-CONFERENCE	0- 2	0- 2	1- 5				
1- 7	0- 0	0- 1	HOME	0- 2	0- 1	1- 3				
0- 4	0- 0	0- 1	AWAY	0- 0	0- 1	0- 2				
0- 0	0- 0	0- 0	NEUTRAL	0- 0	0- 0	0- 0				
1- 3	0- 0	0- 0	CONFERENCE	0- 1	0- 0	1- 2				
0- 2	0- 0	0- 0	HOME	0- 1	0- 0	0- 1				
1- 1	0- 0	0- 0	AWAY	0- 0	0- 0	1- 1				
0- 0	0- 0	0- 0	NEUTRAL	0- 0	0- 0	0- 0				

RPI 1-25				RPI 26-50				RPI 51-100				RPI 101+				Team's RPI: 305	
RPI	S	Opponent	Score	RPI	S	Opponent	Score	RPI	S	Opponent	Score	RPI	S	Opponent	Score		
				26	A	Georgetown	36 66	84	H	UAB	43 67	103	A	Washington	60 85		
				39	H	Texas Tech	58 88	87	H	McNeese St.	59 72	138	H	Oral Roberts	60 76		
								97	H	Yale	62 80	164	A	SMU	61 76		
												175	H	Marshall	41 65		
												192	H	TCU	35 80		
												221	H	Louisiana Tech	53 79		
												233	A	UTSA	59 70		
												287	A	New Mexico	44 70		
												290	A	Southern Miss.	56 49		
												308	H	New Mexico St.	62 63		
												340	H	Houston Baptist	83 60		
LAST 12 Division I GAMES:																	
				290	A	Southern Miss.	56 49	84	H	UAB	43 67						
				175	H	Marshall	41 65	164	A	SMU	61 76						
				287	A	New Mexico	44 70	233	A	UTSA	59 70						
				103	A	Washington	60 85	192	H	TCU	35 80						
				340	H	Houston Baptist	83 60	87	H	McNeese St.	59 72						
				221	H	Louisiana Tech	53 79	97	H	Yale	62 80						

Non-Div I Games:

Houston

■ Loss,
■ Non-Conf,
■ S Site,
■ H Home
■ A Away
N Neutral

Houston Baptist

Through Games Of Sunday, January 15, 2012

Average RPI Win:	0	WON-LOST	WINNING	LAST 12	STRENGTH OF	OPP. STRENGTH	TEAM	ADJ.	CONF.	ADJ CONF.
Average RPI Loss:	206	RECORD	PCT. RANK	GAMES	SCHEDULE	OF SCHEDULE	RPI	RPI	RPI	RPI
DIV. I ONLY	0- 15	340	0- 11	287	312	340	340	33	33	
DIV. I NON-CONF.	0- 15	337	0- 11	284	319	339	339	33	33	
TOTALS	RPI 1-25	RPI 26-50	W-L RECORDS	RPI 51-100	RPI 101-150	RPI 150+				
0- 15	0- 0	0- 0	OVERALL	0- 2	0- 3	0- 10				
0- 6	0- 0	0- 0	HOME	0- 0	0- 2	0- 4				
0- 8	0- 0	0- 0	AWAY	0- 2	0- 1	0- 5				
0- 1	0- 0	0- 0	NEUTRAL	0- 0	0- 0	0- 1				
0- 15	0- 0	0- 0	NON-CONFERENCE	0- 2	0- 3	0- 10				
0- 6	0- 0	0- 0	HOME	0- 0	0- 2	0- 4				
0- 8	0- 0	0- 0	AWAY	0- 2	0- 1	0- 5				
0- 1	0- 0	0- 0	NEUTRAL	0- 0	0- 0	0- 1				
0- 0	0- 0	0- 0	CONFERENCE	0- 0	0- 0	0- 0				
0- 0	0- 0	0- 0	HOME	0- 0	0- 0	0- 0				
0- 0	0- 0	0- 0	AWAY	0- 0	0- 0	0- 0				
0- 0	0- 0	0- 0	NEUTRAL	0- 0	0- 0	0- 0				

RPI 1-25				RPI 26-50				RPI 51-100				RPI 101+				Team's RPI: 340	
RPI	S	Opponent	Score	RPI	S	Opponent	Score	RPI	S	Opponent	Score	RPI	S	Opponent	Score		
								70	A	UTEP	53	82	126	A	UMKC	45	92
								92	A	Iowa St.	33	73	132	H	Sam Houston St.	51	69
												139	H	Lamar	40	73	
												157	H	Stephen F. Austin	39	53	
												217	A	Texas St.	61	86	
												224	A	Navy	31	67	
												229	A	Rice	42	75	
												234	N	George Washington	44	80	
												235	H	Vermont	47	60	
												287	H	New Mexico	38	65	
												305	A	Houston	60	83	
												318	H	A&M-Corpus Christi	45	65	
												320	A	Texas-Arlington	61	78	
LAST 12 Division I GAMES:																	
				217	A	Texas St.	61	86		132	H	Sam Houston St.	51	69			
				139	H	Lamar	40	73		320	A	Texas-Arlington	61	78			
				287	H	New Mexico	38	65		157	H	Stephen F. Austin	39	53			
				305	A	Houston	60	83		318	H	A&M-Corpus Christi	45	65			
				234	N	George Washington	44	80		235	H	Vermont	47	60			
				224	A	Navy	31	67		70	A	UTEP	53	82			

Non-Div I Games: Huston-Tillotson 87 70

Houston Baptist

■ Loss,
 ■ Non-Conf,
 ■ S Site,
 ■ H Home
 ■ A Away
 N Neutral

Average RPI Win:	216	WON-LOST	WINNING	LAST 12	STRENGTH OF	OPP. STRENGTH	TEAM	ADJ.	CONF.	ADJ CONF.
Average RPI Loss:	91	RECORD	PCT. RANK	GAMES	SCHEDULE	OF SCHEDULE	RPI	RPI	RPI	RPI
DIV. I ONLY	12- 6	78	11- 1	143	121	72	72	26	26	
DIV. I NON-CONF.	8- 5	107	7- 0	87	79	42	42	24	24	
TOTALS	RPI 1-25	RPI 26-50	W-L RECORDS	RPI 51-100	RPI 101-150	RPI 150+				
12- 6	0- 2	0- 0	OVERALL	1- 2	2- 0	9- 2				
6- 0	0- 0	0- 0	HOME	0- 0	1- 0	5- 0				
5- 6	0- 2	0- 0	AWAY	1- 2	1- 0	3- 2				
1- 0	0- 0	0- 0	NEUTRAL	0- 0	0- 0	1- 0				
8- 5	0- 2	0- 0	NON-CONFERENCE	1- 1	1- 0	6- 2				
3- 0	0- 0	0- 0	HOME	0- 0	0- 0	3- 0				
4- 5	0- 2	0- 0	AWAY	1- 1	1- 0	2- 2				
1- 0	0- 0	0- 0	NEUTRAL	0- 0	0- 0	1- 0				
4- 1	0- 0	0- 0	CONFERENCE	0- 1	1- 0	3- 0				
3- 0	0- 0	0- 0	HOME	0- 0	1- 0	2- 0				
1- 1	0- 0	0- 0	AWAY	0- 1	0- 0	1- 0				
0- 0	0- 0	0- 0	NEUTRAL	0- 0	0- 0	0- 0				

RPI 1-25				RPI 26-50				RPI 51-100 Team's RPI: 72				RPI 101+			
RPI	S	Opponent	Score	RPI	S	Opponent	Score	RPI	S	Opponent	Score	RPI	S	Opponent	Score
2	A	Baylor	28 82					52	A	St. John's (NY)	48 63	124	H	Coppin St.	63 52
13	A	Ohio St.	50 73					54	A	Hampton	40 63	128	A	Seton Hall	63 44
								93	A	Wake Forest	63 59	172	N	Detroit	60 58
												186	A	Akron	63 64
												197	H	Buffalo	81 57
												211	A	Mt. St. Mary's	67 55
												224	H	Navy	60 50
												238	A	Loyola Maryland	56 62
												256	A	Fairleigh Dickinson	66 56
												262	A	Norfolk St.	73 50
												274	H	N.C. A&T	65 57
												315	H	NJIT	58 31
												331	H	Delaware St.	59 49
LAST 12 Division I GAMES:															
				54	A	Hampton	40 63	274	H	N.C. A&T	65 57				
				315	H	NJIT	58 31	262	A	Norfolk St.	73 50				
				211	A	Mt. St. Mary's	67 55	93	A	Wake Forest	63 59				
				256	A	Fairleigh Dickinson	66 56	224	H	Navy	60 50				
				128	A	Seton Hall	63 44	331	H	Delaware St.	59 49				
				197	H	Buffalo	81 57	124	H	Coppin St.	63 52				

Non-Div I Games:

Howard

Average RPI Win:	216	WON-LOST	WINNING	LAST 12	STRENGTH OF	OPP. STRENGTH	TEAM	ADJ.	CONF.	ADJ CONF.
Average RPI Loss:	144	RECORD	PCT. RANK	GAMES	SCHEDULE	OF SCHEDULE	RPI	RPI	RPI	RPI
DIV. I ONLY	5- 11	256	4- 8	155	188	266	266	17	17	
DIV. I NON-CONF.	1- 8	318	0- 5	106	165	246	246	11	11	
TOTALS	RPI 1-25	RPI 26-50	W-L RECORDS	RPI 51-100	RPI 101-150	RPI 150+				
5- 11	0- 1	0- 0	OVERALL	0- 4	2- 0	3- 6				
5- 4	0- 0	0- 0	HOME	0- 1	2- 0	3- 3				
0- 7	0- 1	0- 0	AWAY	0- 3	0- 0	0- 3				
0- 0	0- 0	0- 0	NEUTRAL	0- 0	0- 0	0- 0				
1- 8	0- 1	0- 0	NON-CONFERENCE	0- 3	0- 0	1- 4				
1- 3	0- 0	0- 0	HOME	0- 1	0- 0	1- 2				
0- 5	0- 1	0- 0	AWAY	0- 2	0- 0	0- 2				
0- 0	0- 0	0- 0	NEUTRAL	0- 0	0- 0	0- 0				
4- 3	0- 0	0- 0	CONFERENCE	0- 1	2- 0	2- 2				
4- 1	0- 0	0- 0	HOME	0- 0	2- 0	2- 1				
0- 2	0- 0	0- 0	AWAY	0- 1	0- 0	0- 1				
0- 0	0- 0	0- 0	NEUTRAL	0- 0	0- 0	0- 0				

RPI 1-25				RPI 26-50				RPI 51-100				RPI 101+ Team's RPI: 266			
RPI	S	Opponent	Score	RPI	S	Opponent	Score	RPI	S	Opponent	Score	RPI	S	Opponent	Score
21	A	Purdue	36 73					54	H	Hampton	62 79	126	H	UMKC	82 76
								76	A	Michigan St.	56 62	137	H	South Dakota	65 63
								82	A	South Dakota St.	58 81	172	A	Detroit	60 90
								99	A	Cincinnati	42 74	177	H	SIU Edwardsville	57 72
												179	H	Oakland	47 67
												213	A	North Dakota St.	70 77
												215	H	Youngstown St.	81 91
												256	H	Butler	68 60
												269	H	Western Ill.	73 54
												294	H	IUPUI	59 50
												295	A	Valparaiso	43 64
LAST 12 Division I GAMES:															
269	H	Western Ill.	73 54	179	H	Oakland	47 67								
82	A	South Dakota St.	58 81	294	H	IUPUI	59 50								
213	A	North Dakota St.	70 77	295	A	Valparaiso	43 64								
21	A	Purdue	36 73	126	H	UMKC	82 76								
172	A	Detroit	60 90	137	H	South Dakota	65 63								
177	H	SIU Edwardsville	57 72	54	H	Hampton	62 79								

Non-Div I Games: Grace (IN) 71 54

IPFW

■ Loss,
 ■ Non-Conf, S Site,
 ■ Home
 ■ Away
 N Neutral

Average RPI Win:	212	WON-LOST	WINNING	LAST 12	STRENGTH OF	OPP. STRENGTH	TEAM	ADJ.	CONF.	ADJ CONF.
Average RPI Loss:	167	RECORD	PCT. RANK	GAMES	SCHEDULE	OF SCHEDULE	RPI	RPI	RPI	RPI
DIV. I ONLY	5- 11	256	2- 8	267	177	294	294	17	17	
DIV. I NON-CONF.	3- 7	260	0- 4	230	190	283	283	11	11	
TOTALS	RPI 1-25	RPI 26-50	W-L RECORDS	RPI 51-100	RPI 101-150	RPI 150+				
5- 11	0- 1	0- 1	OVERALL	0- 1	2- 2	3- 6				
3- 4	0- 0	0- 0	HOME	0- 1	1- 1	2- 2				
0- 7	0- 1	0- 1	AWAY	0- 0	0- 1	0- 4				
2- 0	0- 0	0- 0	NEUTRAL	0- 0	1- 0	1- 0				
3- 7	0- 1	0- 1	NON-CONFERENCE	0- 0	1- 2	2- 3				
1- 2	0- 0	0- 0	HOME	0- 0	0- 1	1- 1				
0- 5	0- 1	0- 1	AWAY	0- 0	0- 1	0- 2				
2- 0	0- 0	0- 0	NEUTRAL	0- 0	1- 0	1- 0				
2- 4	0- 0	0- 0	CONFERENCE	0- 1	1- 0	1- 3				
2- 2	0- 0	0- 0	HOME	0- 1	1- 0	1- 1				
0- 2	0- 0	0- 0	AWAY	0- 0	0- 0	0- 2				
0- 0	0- 0	0- 0	NEUTRAL	0- 0	0- 0	0- 0				

RPI 1-25				RPI 26-50				RPI 51-100				RPI 101+ Team's RPI: 294			
RPI	S	Opponent	Score	RPI	S	Opponent	Score	RPI	S	Opponent	Score	RPI	S	Opponent	Score
21	A	Purdue	45 75	27	A	Kansas	50 71	82	H	South Dakota St.	63 74	112	H	Eastern Ill.	49 64
												121	A	Indiana St.	40 65
												138	H	Oral Roberts	72 48
												139	N	Lamar	61 34
												179	A	Oakland	50 54
												198	H	Indiana	64 65
												213	H	North Dakota St.	49 39
												231	N	Fla. Atlantic	74 64
												256	A	Butler	50 58
												266	A	IPFW	50 59
												269	H	Western Ill.	60 65
												303	A	Southern Ill.	63 77
												339	H	St. Francis (NY)	75 56
LAST 12 Division I GAMES:															
179	A	Oakland	50 54	138	H	Oral Roberts	72 48								
269	H	Western Ill.	60 65	266	A	IPFW	50 59								
256	A	Butler	50 58	82	H	South Dakota St.	63 74								
112	H	Eastern Ill.	49 64	213	H	North Dakota St.	49 39								
198	H	Indiana	64 65	139	N	Lamar	61 34								
303	A	Southern Ill.	63 77	27	A	Kansas	50 71								

Non-Div I Games: Marygrove 82 43 Trine 79 24

IUPUI

Loss, Non-Conf, S Site, H Home A Away N Neutral

Average RPI Win:	278	WON-LOST	WINNING	LAST 12	STRENGTH OF	OPP. STRENGTH	TEAM	ADJ.	CONF.	ADJ CONF.
Average RPI Loss:	198	RECORD	PCT. RANK	GAMES	SCHEDULE	OF SCHEDULE	RPI	RPI	RPI	RPI
DIV. I ONLY	3- 13	304	2- 9	284	298	325	325	25	25	
DIV. I NON-CONF.	3- 11	287	2- 7	255	305	318	318	27	27	
TOTALS	RPI 1-25	RPI 26-50	W-L RECORDS	RPI 51-100	RPI 101-150	RPI 150+				
3- 13	0- 0	0- 1	OVERALL	0- 0	0- 3	3- 9				
1- 5	0- 0	0- 1	HOME	0- 0	0- 1	1- 3				
0- 6	0- 0	0- 0	AWAY	0- 0	0- 1	0- 5				
2- 2	0- 0	0- 0	NEUTRAL	0- 0	0- 1	2- 1				
3- 11	0- 0	0- 1	NON-CONFERENCE	0- 0	0- 3	3- 7				
1- 5	0- 0	0- 1	HOME	0- 0	0- 1	1- 3				
0- 4	0- 0	0- 0	AWAY	0- 0	0- 1	0- 3				
2- 2	0- 0	0- 0	NEUTRAL	0- 0	0- 1	2- 1				
0- 2	0- 0	0- 0	CONFERENCE	0- 0	0- 0	0- 2				
0- 0	0- 0	0- 0	HOME	0- 0	0- 0	0- 0				
0- 2	0- 0	0- 0	AWAY	0- 0	0- 0	0- 2				
0- 0	0- 0	0- 0	NEUTRAL	0- 0	0- 0	0- 0				

RPI 1-25			RPI 26-50			RPI 51-100			RPI 101+			Team's RPI: 325
RPI	S	Opponent	Score	RPI	S	Opponent	Score	RPI	S	Opponent	Score	
				35	H	Gonzaga	42 91					
								103	H	Washington	49 66	
								109	A	Colorado	59 68	
								113	N	Pepperdine	48 57	
								161	A	Eastern Wash.	61 76	
								171	H	Seattle	72 80	
								209	A	Montana	57 64	
								221	A	Louisiana Tech	54 66	
								271	A	North Dakota	54 84	
								271	H	North Dakota	68 78	
								271	N	North Dakota	53 50	
								275	N	Morehead St.	71 45	
								289	H	Wyoming	65 59	
								290	N	Southern Miss.	62 63	
								306	H	UC Riverside	57 70	
								308	A	New Mexico St.	47 61	
LAST 12 Division I GAMES:												
171	H	Seattle	72 80	308	A	New Mexico St.	47 61					
271	H	North Dakota	68 78	221	A	Louisiana Tech	54 66					
290	N	Southern Miss.	62 63	306	H	UC Riverside	57 70					
271	N	North Dakota	53 50	109	A	Colorado	59 68					
161	A	Eastern Wash.	61 76	103	H	Washington	49 66					
289	H	Wyoming	65 59	275	N	Morehead St.	71 45					

Non-Div I Games: Carroll (MT) 63 40 Corban 77 74

Idaho

■ Loss,
 ■ Non-Conf,
 ■ S Site,
 ■ H Home
 ■ A Away
 N Neutral

Average RPI Win: 191		WON-LOST	WINNING	LAST 12	STRENGTH OF		OPP. STRENGTH	TEAM	ADJ.	CONF.	ADJ CONF.
Average RPI Loss: 144		RECORD	PCT. RANK	GAMES	SCHEDULE		OF SCHEDULE	RPI	RPI	RPI	RPI
DIV. I ONLY		10- 5	78	7- 3	58		319	68	68	19	19
DIV. I NON-CONF.		6- 5	141	3- 3	48		314	54	54	17	17
TOTALS		RPI 1-25	RPI 26-50		W-L RECORDS		RPI 51-100	RPI 101-150		RPI 150+	
10- 5	0- 0	0- 0		OVERALL		1- 2	3- 2		6- 1		
4- 1	0- 0	0- 0		HOME		0- 0	2- 1		2- 0		
3- 3	0- 0	0- 0		AWAY		0- 1	0- 1		3- 1		
3- 1	0- 0	0- 0		NEUTRAL		1- 1	1- 0		1- 0		
6- 5	0- 0	0- 0		NON-CONFERENCE		1- 2	2- 2		3- 1		
2- 1	0- 0	0- 0		HOME		0- 0	1- 1		1- 0		
1- 3	0- 0	0- 0		AWAY		0- 1	0- 1		1- 1		
3- 1	0- 0	0- 0		NEUTRAL		1- 1	1- 0		1- 0		
4- 0	0- 0	0- 0		CONFERENCE		0- 0	1- 0		3- 0		
2- 0	0- 0	0- 0		HOME		0- 0	1- 0		1- 0		
2- 0	0- 0	0- 0		AWAY		0- 0	0- 0		2- 0		
0- 0	0- 0	0- 0		NEUTRAL		0- 0	0- 0		0- 0		

RPI 1-25				RPI 26-50				RPI 51-100				Team's RPI: 68		RPI 101+			
RPI	S	Opponent	Score	RPI	S	Opponent	Score	RPI	S	Opponent	Score			RPI	S	Opponent	Score
								57	N	Tulane	37	45		102	N	South Fla.	76 63
								60	N	Chattanooga	65	62		123	H	Utah St.	67 65
								70	A	UTEP	63	79		137	H	South Dakota	54 66
														141	H	Northern Colo.	57 52
														142	A	Utah	31 56
														160	A	Montana St.	59 58
														200	H	Boise St.	84 75
														209	A	Montana	58 51
														281	H	Sacramento St.	78 57
														308	A	New Mexico St.	59 42
														314	A	Utah Valley	59 68
														323	N	Jackson St.	47 36
LAST 12 Division I GAMES:																	
				160	A	Montana St.	59 58	281	H	Sacramento St.	78 57						
				141	H	Northern Colo.	57 52	209	A	Montana	58 51						
				137	H	South Dakota	54 66	102	N	South Fla.	76 63						
				123	H	Utah St.	67 65	57	N	Tulane	37 45						
				142	A	Utah	31 56	60	N	Chattanooga	65 62						
				323	N	Jackson St.	47 36	314	A	Utah Valley	59 68						

Non-Div I Games:	Okla. Panhandle	90	48	Great Falls	86	42
------------------	-----------------	----	----	-------------	----	----

Idaho St.

Loss, Non-Conf, S Site, H Home A Away N Neutral

Average RPI Win:	212	WON-LOST	WINNING	LAST 12	STRENGTH OF	OPP. STRENGTH	TEAM	ADJ.	CONF.	ADJ CONF.
Average RPI Loss:	152	RECORD	PCT. RANK	GAMES	SCHEDULE	OF SCHEDULE	RPI	RPI	RPI	RPI
DIV. I ONLY	8- 7	151	5- 6	154	263	152	152	13	13	
DIV. I NON-CONF.	5- 4	136	2- 3	219	267	177	177	18	18	
TOTALS	RPI 1-25	RPI 26-50	W-L RECORDS	RPI 51-100	RPI 101-150	RPI 150+				
8- 7	0- 1	0- 0	OVERALL	0- 0	1- 2	7- 4				
5- 2	0- 0	0- 0	HOME	0- 0	1- 1	4- 1				
3- 5	0- 1	0- 0	AWAY	0- 0	0- 1	3- 3				
0- 0	0- 0	0- 0	NEUTRAL	0- 0	0- 0	0- 0				
5- 4	0- 0	0- 0	NON-CONFERENCE	0- 0	1- 2	4- 2				
4- 1	0- 0	0- 0	HOME	0- 0	1- 1	3- 0				
1- 3	0- 0	0- 0	AWAY	0- 0	0- 1	1- 2				
0- 0	0- 0	0- 0	NEUTRAL	0- 0	0- 0	0- 0				
3- 3	0- 1	0- 0	CONFERENCE	0- 0	0- 0	3- 2				
1- 1	0- 0	0- 0	HOME	0- 0	0- 0	1- 1				
2- 2	0- 1	0- 0	AWAY	0- 0	0- 0	2- 1				
0- 0	0- 0	0- 0	NEUTRAL	0- 0	0- 0	0- 0				

RPI 1-25				RPI 26-50				RPI 51-100				RPI 101+ Team's RPI: 152			
RPI	S	Opponent	Score	RPI	S	Opponent	Score	RPI	S	Opponent	Score	RPI	S	Opponent	Score
15	A	Green Bay	63 80									112	H	Eastern Ill.	66 50
												121	H	Indiana St.	59 75
												136	A	Illinois St.	56 77
												151	H	Drake	61 48
												153	H	Wright St.	60 62
												172	H	Detroit	66 59
												177	A	SIU Edwardsville	57 63
												179	A	Oakland	45 48
												215	A	Youngstown St.	77 68
												219	A	Milwaukee	67 41
												232	A	Northern Ill.	49 47
												272	H	Saint Louis	68 60
												283	A	Cleveland St.	80 83
												319	H	Southeast Mo. St.	69 54
LAST 12 Division I GAMES:															
153	H	Wright St.	60 62	215	A	Youngstown St.	77 68								
172	H	Detroit	66 59	283	A	Cleveland St.	80 83								
219	A	Milwaukee	67 41	179	A	Oakland	45 48								
15	A	Green Bay	63 80	121	H	Indiana St.	59 75								
112	H	Eastern Ill.	66 50	136	A	Illinois St.	56 77								
232	A	Northern Ill.	49 47	177	A	SIU Edwardsville	57 63								

Non-Div I Games: Roosevelt 78 58 Central Methodist 67 46

Ill.-Chicago

Loss, Non-Conf, S Site, H Home A Away N Neutral

Average RPI Win: 189				Through Games of Sunday, January 13, 2013							
WON-LOST		WINNING	LAST 12	STRENGTH OF	OPP. STRENGTH	TEAM	ADJ.	CONF.	ADJ CONF.		
RECORD		PCT. RANK	GAMES	SCHEDULE	OF SCHEDULE	RPI	RPI	RPI	RPI		
DIV. I ONLY		6- 11	243	4- 8	15	73	104	104	4	4	
DIV. I NON-CONF.		6- 7	180	4- 4	8	168	103	103	3	3	
TOTALS		RPI 1-25	RPI 26-50		W-L RECORDS		RPI 51-100		RPI 101-150		RPI 150+
6- 11	0- 3	0- 3		OVERALL		0- 3		2- 2		4- 0	
2- 4	0- 2	0- 1		HOME		0- 0		1- 1		1- 0	
3- 3	0- 0	0- 1		AWAY		0- 1		1- 1		2- 0	
1- 4	0- 1	0- 1		NEUTRAL		0- 2		0- 0		1- 0	
6- 7	0- 1	0- 3		NON-CONFERENCE		0- 2		2- 1		4- 0	
2- 1	0- 0	0- 1		HOME		0- 0		1- 0		1- 0	
3- 2	0- 0	0- 1		AWAY		0- 0		1- 1		2- 0	
1- 4	0- 1	0- 1		NEUTRAL		0- 2		0- 0		1- 0	
0- 4	0- 2	0- 0		CONFERENCE		0- 1		0- 1		0- 0	
0- 3	0- 2	0- 0		HOME		0- 0		0- 1		0- 0	
0- 1	0- 0	0- 0		AWAY		0- 1		0- 0		0- 0	
0- 0	0- 0	0- 0		NEUTRAL		0- 0		0- 0		0- 0	

RPI 1-25					
RPI	S	Opponent	Score		
15	N	Green Bay	62	82	
16	H	Michigan	50	70	
21	H	Purdue	63	64	

RPI 26-50					
RPI	S	Opponent	Score		
31	A	California	56	80	
39	N	Texas Tech	64	70	
41	H	South Carolina	52	71	

RPI 51-100					
RPI	S	Opponent	Score		
63	A	Iowa	62	69	
71	N	Dayton	66	80	
75	N	Arizona St.	50	51	

RPI 101+					
RPI	S	Opponent	Score		
119	H	Memphis	62	54	
125	H	Wisconsin	67	70	
130	A	Oregon	74	77	
136	A	Illinois St.	66	56	
160	N	Montana St.	68	56	
208	H	Alabama A&M	83	65	
227	A	Clemson	61	50	
283	A	Cleveland St.	72	42	

Team's RPI: 104					
-----------------	--	--	--	--	--

LAST 12 Division I GAMES:					
21	H	Purdue	63	64	125 H Wisconsin 67 70
16	H	Michigan	50	70	63 A Iowa 62 69
208	H	Alabama A&M	83	65	136 A Illinois St. 66 56
71	N	Dayton	66	80	227 A Clemson 61 50
160	N	Montana St.	68	56	75 N Arizona St. 50 51
39	N	Texas Tech	64	70	15 N Green Bay 62 82

Non-Div I Games:

Illinois

Loss, Non-Conf, S Site, H Home A Away N Neutral

Average RPI Win:	227	WON-LOST	WINNING	LAST 12	STRENGTH OF	OPP. STRENGTH	TEAM	ADJ.	CONF.	ADJ CONF.
Average RPI Loss:	81	RECORD	PCT. RANK	GAMES	SCHEDULE	OF SCHEDULE	RPI	RPI	RPI	RPI
DIV. I ONLY	8- 8	166	6- 6	127	104	136	136	10	10	
DIV. I NON-CONF.	5- 6	189	3- 4	84	51	113	113	10	10	
TOTALS	RPI 1-25	RPI 26-50	W-L RECORDS	RPI 51-100	RPI 101-150	RPI 150+				
8- 8	0- 2	0- 1	OVERALL	0- 1	1- 3	7- 1				
5- 2	0- 1	0- 0	HOME	0- 0	0- 1	5- 0				
2- 6	0- 1	0- 1	AWAY	0- 1	1- 2	1- 1				
1- 0	0- 0	0- 0	NEUTRAL	0- 0	0- 0	1- 0				
5- 6	0- 2	0- 1	NON-CONFERENCE	0- 1	0- 2	5- 0				
3- 2	0- 1	0- 0	HOME	0- 0	0- 1	3- 0				
1- 4	0- 1	0- 1	AWAY	0- 1	0- 1	1- 0				
1- 0	0- 0	0- 0	NEUTRAL	0- 0	0- 0	1- 0				
3- 2	0- 0	0- 0	CONFERENCE	0- 0	1- 1	2- 1				
2- 0	0- 0	0- 0	HOME	0- 0	0- 0	2- 0				
1- 2	0- 0	0- 0	AWAY	0- 0	1- 1	0- 1				
0- 0	0- 0	0- 0	NEUTRAL	0- 0	0- 0	0- 0				

RPI 1-25				RPI 26-50				RPI 51-100				RPI 101+ Team's RPI: 136			
RPI	S	Opponent	Score	RPI	S	Opponent	Score	RPI	S	Opponent	Score	RPI	S	Opponent	Score
16	A	Michigan	59 76	47	A	Northwestern	62 69	75	A	Arizona St.	54 77	104	H	Illinois	56 66
20	H	DePaul	54 73									112	A	Eastern Ill.	69 83
												121	A	Indiana St.	53 67
												144	A	Bradley	67 65
												152	H	Ill.-Chicago	77 56
												154	A	UNI	73 79
												207	H	Western Ky.	71 45
												232	H	Northern Ill.	81 62
												245	N	Arkansas St.	78 50
												247	A	Ball St.	63 52
												288	H	Evansville	62 49
												303	H	Southern Ill.	75 51
LAST 12 Division I GAMES:															
121	A	Indiana St.	53 67	154	A	UNI	73 79								
288	H	Evansville	62 49	144	A	Bradley	67 65								
303	H	Southern Ill.	75 51	104	H	Illinois	56 66								
16	A	Michigan	59 76	75	A	Arizona St.	54 77								
20	H	DePaul	54 73	245	N	Arkansas St.	78 50								
207	H	Western Ky.	71 45	152	H	Ill.-Chicago	77 56								

Non-Div I Games:

Illinois St.

Indiana

Average RPI Win: **296**
 Average RPI Loss: **86**

WON-LOST
 RECORD

WINNING
 PCT. RANK

LAST 12
 GAMES

Through Games Of Sunday, January 15, 2012

STRENGTH OF
 SCHEDULE

OPP. STRENGTH
 OF SCHEDULE

TEAM
 RPI

ADJ.
 RPI

CONF.
 RPI

ADJ CONF.
 RPI

DIV. I ONLY	5- 13	276	3- 9	80	136	198	198	4	4
DIV. I NON-CONF.	5- 8	220	3- 4	133	200	242	242	3	3
TOTALS	RPI 1-25	RPI 26-50	W-L RECORDS	RPI 51-100	RPI 101-150	RPI 150+			
5- 13	0- 0	0- 5	OVERALL	0- 3	0- 4	5- 1			
2- 5	0- 0	0- 2	HOME	0- 1	0- 1	2- 1			
2- 7	0- 0	0- 3	AWAY	0- 2	0- 2	2- 0			
1- 1	0- 0	0- 0	NEUTRAL	0- 0	0- 1	1- 0			
5- 8	0- 0	0- 3	NON-CONFERENCE	0- 1	0- 3	5- 1			
2- 3	0- 0	0- 1	HOME	0- 0	0- 1	2- 1			
2- 4	0- 0	0- 2	AWAY	0- 1	0- 1	2- 0			
1- 1	0- 0	0- 0	NEUTRAL	0- 0	0- 1	1- 0			
0- 5	0- 0	0- 2	CONFERENCE	0- 2	0- 1	0- 0			
0- 2	0- 0	0- 1	HOME	0- 1	0- 0	0- 0			
0- 3	0- 0	0- 1	AWAY	0- 1	0- 1	0- 0			
0- 0	0- 0	0- 0	NEUTRAL	0- 0	0- 0	0- 0			

RPI S	Opponent	Score	RPI S	Opponent	Score	RPI S	Opponent	Score	RPI S	Opponent	Score	Team's RPI: 198
			33 H	Oklahoma St.	72 83	65 A	Miami (OH)	72 77	108 A	Central Ark.	46 58	
			37 A	Virginia	49 65	76 A	Michigan St.	47 67	110 A	Minnesota	43 84	
			38 A	Nebraska	48 62	76 H	Michigan St.	49 63	117 H	Toledo	58 69	
			46 A	St. Bonaventure	45 65				135 N	Pittsburgh	72 77	
			47 H	Northwestern	61 69				232 H	Northern Ill.	59 60	
									250 N	Colorado St.	47 39	
									293 A	Belmont	63 52	
									294 A	IUPUI	65 64	
									318 H	A&M-Corpus Christi	80 58	
									327 H	Murray St.	70 67	
LAST 12 Division I GAMES:												
			38 A	Nebraska	48 62	76 A	Michigan St.	47 67				
			110 A	Minnesota	43 84	47 H	Northwestern	61 69				
			76 H	Michigan St.	49 63	232 H	Northern Ill.	59 60				
			318 H	A&M-Corpus Christi	80 58	294 A	IUPUI	65 64				
			250 N	Colorado St.	47 39	46 A	St. Bonaventure	45 65				
			135 N	Pittsburgh	72 77	33 H	Oklahoma St.	72 83				

Indiana

Indiana

Non-Div I Games:

Indiana

Loss, Non-Conf, S Site, H Home A Away N Neutral

Average RPI Win:	223	WON-LOST	WINNING	LAST 12	STRENGTH OF	OPP. STRENGTH	TEAM	ADJ.	CONF.	ADJ CONF.
Average RPI Loss:	123	RECORD	PCT. RANK	GAMES	SCHEDULE	OF SCHEDULE	RPI	RPI	RPI	RPI
DIV. I ONLY	10- 7	125	8- 4	168	169	121	121	10	10	
DIV. I NON-CONF.	6- 6	162	4- 3	134	163	109	109	10	10	
TOTALS	RPI 1-25	RPI 26-50	W-L RECORDS	RPI 51-100	RPI 101-150	RPI 150+				
10- 7	0- 2	0- 0	OVERALL	0- 1	2- 2	8- 2				
7- 1	0- 0	0- 0	HOME	0- 1	2- 0	5- 0				
3- 6	0- 2	0- 0	AWAY	0- 0	0- 2	3- 2				
0- 0	0- 0	0- 0	NEUTRAL	0- 0	0- 0	0- 0				
6- 6	0- 2	0- 0	NON-CONFERENCE	0- 1	1- 1	5- 2				
4- 1	0- 0	0- 0	HOME	0- 1	1- 0	3- 0				
2- 5	0- 2	0- 0	AWAY	0- 0	0- 1	2- 2				
0- 0	0- 0	0- 0	NEUTRAL	0- 0	0- 0	0- 0				
4- 1	0- 0	0- 0	CONFERENCE	0- 0	1- 1	3- 0				
3- 0	0- 0	0- 0	HOME	0- 0	1- 0	2- 0				
1- 1	0- 0	0- 0	AWAY	0- 0	0- 1	1- 0				
0- 0	0- 0	0- 0	NEUTRAL	0- 0	0- 0	0- 0				

RPI 1-25				RPI 26-50				RPI 51-100				RPI 101+ Team's RPI: 121			
RPI	S	Opponent	Score	RPI	S	Opponent	Score	RPI	S	Opponent	Score	RPI	S	Opponent	Score
3	A	Notre Dame	34 99					60	H	Chattanooga	54 75	112	A	Eastern Ill.	60 75
16	A	Michigan	44 72									136	H	Illinois St.	67 53
												144	A	Bradley	58 79
												147	H	UT Martin	66 55
												152	A	Ill.-Chicago	75 59
												154	A	UNI	68 62
												172	H	Detroit	64 62
												232	A	Northern Ill.	43 47
												256	H	Butler	49 46
												288	H	Evansville	73 54
												293	A	Belmont	59 69
												294	H	IUPUI	65 40
												303	H	Southern Ill.	72 66
												324	A	Chicago St.	67 59
LAST 12 Division I GAMES:															
136	H	Illinois St.	67 53	144	A	Bradley	58 79								
303	H	Southern Ill.	72 66	154	A	UNI	68 62								
288	H	Evansville	73 54	112	A	Eastern Ill.	60 75								
232	A	Northern Ill.	43 47	256	H	Butler	49 46								
324	A	Chicago St.	67 59	152	A	Ill.-Chicago	75 59								
16	A	Michigan	44 72	147	H	UT Martin	66 55								

Non-Div I Games:

Indiana St.

Average RPI Win:	248	WON-LOST	WINNING	LAST 12	STRENGTH OF	OPP. STRENGTH	TEAM	ADJ.	CONF.	ADJ CONF.
Average RPI Loss:	136	RECORD	PCT. RANK	GAMES	SCHEDULE	OF SCHEDULE	RPI	RPI	RPI	RPI
DIV. I ONLY	8- 9	183	5- 7	164	251	170	170	22	22	
DIV. I NON-CONF.	4- 7	228	1- 5	145	175	155	155	21	21	
TOTALS	RPI 1-25	RPI 26-50	W-L RECORDS	RPI 51-100	RPI 101-150	RPI 150+				
8- 9	0- 2	0- 0	OVERALL	0- 2	0- 2	8- 3				
6- 1	0- 1	0- 0	HOME	0- 0	0- 0	6- 0				
2- 8	0- 1	0- 0	AWAY	0- 2	0- 2	2- 3				
0- 0	0- 0	0- 0	NEUTRAL	0- 0	0- 0	0- 0				
4- 7	0- 2	0- 0	NON-CONFERENCE	0- 2	0- 1	4- 2				
3- 1	0- 1	0- 0	HOME	0- 0	0- 0	3- 0				
1- 6	0- 1	0- 0	AWAY	0- 2	0- 1	1- 2				
0- 0	0- 0	0- 0	NEUTRAL	0- 0	0- 0	0- 0				
4- 2	0- 0	0- 0	CONFERENCE	0- 0	0- 1	4- 1				
3- 0	0- 0	0- 0	HOME	0- 0	0- 0	3- 0				
1- 2	0- 0	0- 0	AWAY	0- 0	0- 1	1- 1				
0- 0	0- 0	0- 0	NEUTRAL	0- 0	0- 0	0- 0				

RPI 1-25				RPI 26-50				RPI 51-100				RPI 101+ Team's RPI: 170			
RPI	S	Opponent	Score	RPI	S	Opponent	Score	RPI	S	Opponent	Score	RPI	S	Opponent	Score
9	A	Rutgers	29 62					62	A	Marquette	44 93	117	A	Toledo	42 54
19	H	Villanova	47 76					65	A	Miami (OH)	77 92	127	A	Fairfield	58 62
												184	H	Manhattan	65 60
												194	A	Canisius	74 85
												196	A	Bryant	66 53
												203	H	Rider	64 50
												253	H	Long Beach St.	78 73
												259	H	Stony Brook	52 48
												274	H	N.C. A&T	85 69
												282	A	Niagara	71 61
												311	A	Colgate	50 75
												318	A	A&M-Corpus Christi	68 77
												329	H	Siena	87 71
LAST 12 Division I GAMES:															
194	A	Canisius	74 85	184	H	Manhattan	65 60								
282	A	Niagara	71 61	203	H	Rider	64 50								
329	H	Siena	87 71	62	A	Marquette	44 93								
127	A	Fairfield	58 62	65	A	Miami (OH)	77 92								
311	A	Colgate	50 75	117	A	Toledo	42 54								
9	A	Rutgers	29 62	253	H	Long Beach St.	78 73								

Non-Div I Games:

Iona

Average RPI Win:	136	WON-LOST	WINNING	LAST 12	STRENGTH OF	OPP. STRENGTH	TEAM	ADJ.	CONF.	ADJ CONF.
Average RPI Loss:	52	RECORD	PCT. RANK	GAMES	SCHEDULE	OF SCHEDULE	RPI	RPI	RPI	RPI
DIV. I ONLY	10- 8	144	6- 6	18	36	63	63	4	4	
DIV. I NON-CONF.	8- 5	107	4- 3	47	52	86	86	3	3	
TOTALS	RPI 1-25	RPI 26-50	W-L RECORDS	RPI 51-100	RPI 101-150	RPI 150+				
10- 8	0- 4	1- 1	OVERALL	1- 2	3- 1	5- 0				
8- 2	0- 0	1- 1	HOME	0- 1	3- 0	4- 0				
1- 5	0- 3	0- 0	AWAY	0- 1	0- 1	1- 0				
1- 1	0- 1	0- 0	NEUTRAL	1- 0	0- 0	0- 0				
8- 5	0- 2	0- 0	NON-CONFERENCE	1- 2	2- 1	5- 0				
6- 1	0- 0	0- 0	HOME	0- 1	2- 0	4- 0				
1- 3	0- 1	0- 0	AWAY	0- 1	0- 1	1- 0				
1- 1	0- 1	0- 0	NEUTRAL	1- 0	0- 0	0- 0				
2- 3	0- 2	1- 1	CONFERENCE	0- 0	1- 0	0- 0				
2- 1	0- 0	1- 1	HOME	0- 0	1- 0	0- 0				
0- 2	0- 2	0- 0	AWAY	0- 0	0- 0	0- 0				
0- 0	0- 0	0- 0	NEUTRAL	0- 0	0- 0	0- 0				

RPI 1-25				RPI 26-50				RPI 51-100				RPI 101+			
RPI	S	Opponent	Score	RPI	S	Opponent	Score	RPI	S	Opponent	Score	RPI	S	Opponent	Score
6	A	Kansas St.	78 81	38	H	Nebraska	72 77	52	N	St. John's (NY)	60 52	101	H	Albany (NY)	82 60
10	N	Texas A&M	58 74	47	H	Northwestern	86 55	92	A	Iowa St.	54 62	104	H	Illinois	69 62
13	A	Ohio St.	71 84					94	H	UNLV	59 69	144	A	Bradley	88 96
21	A	Purdue	55 57									145	H	Harvard	90 81
												151	H	Drake	71 46
												154	A	UNI	78 74
												158	H	Mississippi Val.	86 80
												176	H	Virginia Tech	58 47
												269	H	Western Ill.	98 45
LAST 12 Division I GAMES:															
104	H	Illinois	69 62	21	A	Purdue	55 57								
13	A	Ohio St.	71 84	38	H	Nebraska	72 77								
47	H	Northwestern	86 55	269	H	Western Ill.	98 45								
158	H	Mississippi Val.	86 80	92	A	Iowa St.	54 62								
151	H	Drake	71 46	6	A	Kansas St.	78 81								
144	A	Bradley	88 96	176	H	Virginia Tech	58 47								

Non-Div I Games:

Iowa

Average RPI Win:	200	WON-LOST	WINNING	LAST 12	STRENGTH OF	OPP. STRENGTH	TEAM	ADJ.	CONF.	ADJ CONF.
Average RPI Loss:	21	RECORD	PCT. RANK	GAMES	SCHEDULE	OF SCHEDULE	RPI	RPI	RPI	RPI
DIV. I ONLY	9- 6	119	6- 6	68	29	92	92	1	1	
DIV. I NON-CONF.	9- 2	38	6- 2	222	88	163	163	1	1	
TOTALS	RPI 1-25	RPI 26-50	W-L RECORDS	RPI 51-100	RPI 101-150	RPI 150+				
9- 6	0- 3	0- 3	OVERALL	1- 0	0- 0	8- 0				
7- 2	0- 2	0- 0	HOME	1- 0	0- 0	6- 0				
1- 3	0- 1	0- 2	AWAY	0- 0	0- 0	1- 0				
1- 1	0- 0	0- 1	NEUTRAL	0- 0	0- 0	1- 0				
9- 2	0- 1	0- 1	NON-CONFERENCE	1- 0	0- 0	8- 0				
7- 0	0- 0	0- 0	HOME	1- 0	0- 0	6- 0				
1- 1	0- 1	0- 0	AWAY	0- 0	0- 0	1- 0				
1- 1	0- 0	0- 1	NEUTRAL	0- 0	0- 0	1- 0				
0- 4	0- 2	0- 2	CONFERENCE	0- 0	0- 0	0- 0				
0- 2	0- 2	0- 0	HOME	0- 0	0- 0	0- 0				
0- 2	0- 0	0- 2	AWAY	0- 0	0- 0	0- 0				
0- 0	0- 0	0- 0	NEUTRAL	0- 0	0- 0	0- 0				

RPI 1-25				RPI 26-50				RPI 51-100 Team's RPI: 92				RPI 101+			
RPI	S	Opponent	Score	RPI	S	Opponent	Score	RPI	S	Opponent	Score	RPI	S	Opponent	Score
2	H	Baylor	45 57	27	A	Kansas	67 74	63	H	Iowa	62 54	151	A	Drake	71 64
10	H	Texas A&M	33 59	28	N	Penn St.	59 66					154	H	UNI	84 57
16	A	Michigan	49 56	44	A	Oklahoma	51 80					158	H	Mississippi Val.	77 47
												187	H	New Hampshire	71 57
												197	H	Buffalo	65 45
												256	N	Butler	64 44
												298	H	Northern Ariz.	65 41
												340	H	Houston Baptist	73 33
LAST 12 Division I GAMES:															
2	H	Baylor	45 57	10	H	Texas A&M	33 59								
44	A	Oklahoma	51 80	27	A	Kansas	67 74								
197	H	Buffalo	65 45	63	H	Iowa	62 54								
187	H	New Hampshire	71 57	16	A	Michigan	49 56								
154	H	UNI	84 57	256	N	Butler	64 44								
158	H	Mississippi Val.	77 47	28	N	Penn St.	59 66								

Non-Div I Games:

Iowa St.

■ Loss,
■ Non-Conf, S Site,
■ Home
■ Away
N Neutral

Average RPI Win:	273	WON-LOST	WINNING	LAST 12	STRENGTH OF	OPP. STRENGTH	TEAM	ADJ.	CONF.	ADJ CONF.
Average RPI Loss:	267	RECORD	PCT. RANK	GAMES	SCHEDULE	OF SCHEDULE	RPI	RPI	RPI	RPI
DIV. I ONLY	5- 7	218	5- 6	341	334	323	323	32	32	
DIV. I NON-CONF.	2- 5	265	2- 4	342	288	330	330	22	22	
TOTALS	RPI 1-25	RPI 26-50	W-L RECORDS	RPI 51-100	RPI 101-150	RPI 150+				
5- 7	0- 0	0- 0	OVERALL	0- 1	0- 0	5- 6				
3- 1	0- 0	0- 0	HOME	0- 0	0- 0	3- 1				
2- 5	0- 0	0- 0	AWAY	0- 0	0- 0	2- 5				
0- 1	0- 0	0- 0	NEUTRAL	0- 1	0- 0	0- 0				
2- 5	0- 0	0- 0	NON-CONFERENCE	0- 1	0- 0	2- 4				
1- 0	0- 0	0- 0	HOME	0- 0	0- 0	1- 0				
1- 4	0- 0	0- 0	AWAY	0- 0	0- 0	1- 4				
0- 1	0- 0	0- 0	NEUTRAL	0- 1	0- 0	0- 0				
3- 2	0- 0	0- 0	CONFERENCE	0- 0	0- 0	3- 2				
2- 1	0- 0	0- 0	HOME	0- 0	0- 0	2- 1				
1- 1	0- 0	0- 0	AWAY	0- 0	0- 0	1- 1				
0- 0	0- 0	0- 0	NEUTRAL	0- 0	0- 0	0- 0				

RPI 1-25			RPI 26-50			RPI 51-100			RPI 101+			Team's RPI: 323
RPI	S	Opponent	Score	RPI	S	Opponent	Score	RPI	S	Opponent	Score	
						68 N Idaho St.	36 47			208 H Alabama A&M	72 66	
										240 A Southern U.	49 42	
										265 A Alcorn St.	51 53	
										280 H Tennessee St.	67 43	
										290 A Southern Miss.	55 70	
										297 H Alabama St.	49 52	
										299 A Air Force	51 64	
										309 H Prairie View	48 46	
										318 A A&M-Corpus Christi	61 64	
										328 A Northwestern St.	79 73	
										332 A Southeastern La.	49 76	
LAST 12 Division I GAMES:												
						265 A Alcorn St.	51 53			309 H Prairie View	48 46	
						297 H Alabama St.	49 52			240 A Southern U.	49 42	
						208 H Alabama A&M	72 66			280 H Tennessee St.	67 43	
						328 A Northwestern St.	79 73			68 N Idaho St.	36 47	
						290 A Southern Miss.	55 70			299 A Air Force	51 64	
						318 A A&M-Corpus Christi	61 64			332 A Southeastern La.	49 76	

Non-Div I Games: Tougaloo 63 54 Tougaloo 62 67

Jackson St.

Loss, Non-Conf, S Site, H Home A Away N Neutral

Jacksonville

Through Games Of Sunday, January 15, 2012

Average RPI Win:	292	WON-LOST	WINNING	LAST 12	STRENGTH OF	OPP. STRENGTH	TEAM	ADJ.	CONF.	ADJ CONF.
Average RPI Loss:	158	RECORD	PCT. RANK	GAMES	SCHEDULE	OF SCHEDULE	RPI	RPI	RPI	RPI
DIV. I ONLY	6- 12	247	6- 6	229	289	285	285	30	30	
DIV. I NON-CONF.	2- 9	296	2- 3	168	247	265	265	28	28	
TOTALS	RPI 1-25	RPI 26-50	W-L RECORDS	RPI 51-100	RPI 101-150	RPI 150+				
6- 12	0- 0	0- 1	OVERALL	0- 3	0- 2	6- 6				
6- 2	0- 0	0- 0	HOME	0- 1	0- 0	6- 1				
0- 9	0- 0	0- 1	AWAY	0- 2	0- 2	0- 4				
0- 1	0- 0	0- 0	NEUTRAL	0- 0	0- 0	0- 1				
2- 9	0- 0	0- 1	NON-CONFERENCE	0- 2	0- 1	2- 5				
2- 2	0- 0	0- 0	HOME	0- 1	0- 0	2- 1				
0- 6	0- 0	0- 1	AWAY	0- 1	0- 1	0- 3				
0- 1	0- 0	0- 0	NEUTRAL	0- 0	0- 0	0- 1				
4- 3	0- 0	0- 0	CONFERENCE	0- 1	0- 1	4- 1				
4- 0	0- 0	0- 0	HOME	0- 0	0- 0	4- 0				
0- 3	0- 0	0- 0	AWAY	0- 1	0- 1	0- 1				
0- 0	0- 0	0- 0	NEUTRAL	0- 0	0- 0	0- 0				

RPI S	Opponent	Score	RPI S	Opponent	Score	RPI S	Opponent	Score	RPI S	Opponent	Score	Team's RPI: 285
50	A North Carolina St.	42 80	54	H Hampton	55 68	115	A Bowling Green	53 83				
			88	A Fla. Gulf Coast	51 74	118	A Stetson	86 93				
			93	A Wake Forest	54 83	162	H Florida A&M	59 78				
						166	A FIU	37 63				
						225	H South Carolina St.	68 67				
						236	N East Carolina	64 70				
						239	A Savannah St.	64 67				
						258	H East Tenn. St.	70 44				
						260	A Ga. Southern	46 52				
						293	H Belmont	57 50				
						302	H S.C. Upstate	80 72				
						313	A North Florida	36 51				
						335	H Lipscomb	81 75				
						337	H Jacksonville St.	87 74				
LAST 12 Division I GAMES:												
88	A Fla. Gulf Coast	51 74	258	H East Tenn. St.	70 44							
118	A Stetson	86 93	302	H S.C. Upstate	80 72							
293	H Belmont	57 50	236	N East Carolina	64 70							
335	H Lipscomb	81 75	337	H Jacksonville St.	87 74							
225	H South Carolina St.	68 67	115	A Bowling Green	53 83							
260	A Ga. Southern	46 52	313	A North Florida	36 51							

Non-Div I Games:

Jacksonville

Loss, Non-Conf, S Site, H Home A Away N Neutral

Average RPI Win:	316	WON-LOST	WINNING	LAST 12	STRENGTH OF	OPP. STRENGTH	TEAM	ADJ.	CONF.	ADJ CONF.
Average RPI Loss:	224	RECORD	PCT. RANK	GAMES	SCHEDULE	OF SCHEDULE	RPI	RPI	RPI	RPI
DIV. I ONLY	3- 15	315	2- 10	330	317	337	337	31	31	
DIV. I NON-CONF.	2- 10	303	1- 5	311	298	334	334	30	30	
TOTALS	RPI 1-25	RPI 26-50	W-L RECORDS	RPI 51-100	RPI 101-150	RPI 150+				
3- 15	0- 1	0- 0	OVERALL	0- 0	0- 2	3- 12				
2- 4	0- 0	0- 0	HOME	0- 0	0- 0	2- 4				
1- 9	0- 1	0- 0	AWAY	0- 0	0- 2	1- 6				
0- 2	0- 0	0- 0	NEUTRAL	0- 0	0- 0	0- 2				
2- 10	0- 1	0- 0	NON-CONFERENCE	0- 0	0- 2	2- 7				
2- 1	0- 0	0- 0	HOME	0- 0	0- 0	2- 1				
0- 7	0- 1	0- 0	AWAY	0- 0	0- 2	0- 4				
0- 2	0- 0	0- 0	NEUTRAL	0- 0	0- 0	0- 2				
1- 5	0- 0	0- 0	CONFERENCE	0- 0	0- 0	1- 5				
0- 3	0- 0	0- 0	HOME	0- 0	0- 0	0- 3				
1- 2	0- 0	0- 0	AWAY	0- 0	0- 0	1- 2				
0- 0	0- 0	0- 0	NEUTRAL	0- 0	0- 0	0- 0				

RPI 1-25				RPI 26-50				RPI 51-100				RPI 101+ Team's RPI: 337			
RPI	S	Opponent	Score	RPI	S	Opponent	Score	RPI	S	Opponent	Score	RPI	S	Opponent	Score
14	A	Kentucky	25 100									114	A	Mississippi St.	41 78
												150	A	Samford	40 73
												166	N	FIU	52 79
												177	A	SIU Edwardsville	39 79
												183	H	Georgia St.	60 68
												249	A	Kennesaw St.	67 81
												260	N	Ga. Southern	49 72
												275	H	Morehead St.	52 68
												276	A	Austin Peay	74 73
												280	H	Tennessee St.	57 67
												285	A	Jacksonville	74 87
												286	H	Eastern Ky.	76 80
												290	A	Southern Miss.	58 75
												313	A	North Florida	47 63
												319	A	Southeast Mo. St.	48 66
												335	H	Lipscomb	81 72
												338	H	Troy	65 54
LAST 12 Division I GAMES:															
280	H	Tennessee St.	57 67	276	A	Austin Peay	74 73								
319	A	Southeast Mo. St.	48 66	275	H	Morehead St.	52 68								
177	A	SIU Edwardsville	39 79	166	N	FIU	52 79								
183	H	Georgia St.	60 68	285	A	Jacksonville	74 87								
286	H	Eastern Ky.	76 80	338	H	Troy	65 54								
313	A	North Florida	47 63	150	A	Samford	40 73								

Non-Div I Games: LeMoyne-Owen 83 67

Jacksonville St.

Average RPI Win: 159	WON-LOST	WINNING	LAST 12	STRENGTH OF	OPP. STRENGTH	TEAM	ADJ.	CONF.	ADJ CONF.
Average RPI Loss: 44	RECORD	PCT. RANK	GAMES	SCHEDULE	OF SCHEDULE	RPI	RPI	RPI	RPI
DIV. I ONLY	12- 4	48	8- 4	59	88	32	32	7	7
DIV. I NON-CONF.	9- 2	38	5- 2	79	119	40	40	7	7
TOTALS	RPI 1-25	RPI 26-50	W-L RECORDS	RPI 51-100	RPI 101-150	RPI 150+			
12- 4	0- 0	2- 3	OVERALL	3- 1	0- 0	7- 0			
6- 1	0- 0	2- 0	HOME	2- 1	0- 0	2- 0			
5- 2	0- 0	0- 2	AWAY	1- 0	0- 0	4- 0			
1- 1	0- 0	0- 1	NEUTRAL	0- 0	0- 0	1- 0			
9- 2	0- 0	1- 2	NON-CONFERENCE	2- 0	0- 0	6- 0			
4- 0	0- 0	1- 0	HOME	1- 0	0- 0	2- 0			
4- 1	0- 0	0- 1	AWAY	1- 0	0- 0	3- 0			
1- 1	0- 0	0- 1	NEUTRAL	0- 0	0- 0	1- 0			
3- 2	0- 0	1- 1	CONFERENCE	1- 1	0- 0	1- 0			
2- 1	0- 0	1- 0	HOME	1- 1	0- 0	0- 0			
1- 1	0- 0	0- 1	AWAY	0- 0	0- 0	1- 0			
0- 0	0- 0	0- 0	NEUTRAL	0- 0	0- 0	0- 0			

RPI S	Opponent	Score	RPI S	Opponent	Score	Team's RPI: 32	RPI S	Opponent	Score	RPI S	Opponent	Score	RPI S	Opponent	Score
36	N Richmond	66 74	37	A Virginia	53 59		56	H Middle Tenn.	60 46	165	A Liberty	62 58			
42	A Towson	58 65	42	H Towson	67 57		59	H Drexel	43 60	169	A American	68 64			
48	H Duquesne	56 49					80	A Quinnipiac	81 73	183	A Georgia St.	62 50			
							85	H VCU	64 43	205	H Md.-East. Shore	61 53			
										243	H Central Conn. St.	71 64			
										310	N Rhode Island	77 42			
										326	A Maine	64 47			
LAST 12 Division I GAMES:															
183	A Georgia St.	62 50	42	H Towson	67 57		59	H Drexel	43 60						
85	H VCU	64 43	243	H Central Conn. St.	71 64		326	A Maine	64 47						
48	H Duquesne	56 49	42	A Towson	58 65		165	A Liberty	62 58						
310	N Rhode Island	77 42													
36	N Richmond	66 74													
37	A Virginia	53 59													

Non-Div I Games:

James Madison

Through Games of Sunday, January 13, 1912									
Average RPI Win: 147	WON-LOST	WINNING	LAST 12	STRENGTH OF	OPP. STRENGTH	TEAM	ADJ.	CONF.	ADJ CONF.
Average RPI Loss: 93	RECORD	PCT. RANK	GAMES	SCHEDULE	OF SCHEDULE	RPI	RPI	RPI	RPI
DIV. I ONLY	14- 2	14	10- 2	67	60	27	27	1	1
DIV. I NON-CONF.	11- 1	9	7- 1	146	150	45	45	1	1
TOTALS	RPI 1-25	RPI 26-50	W-L RECORDS	RPI 51-100	RPI 101-150	RPI 150+			
14- 2	0- 1	0- 0	OVERALL	5- 0	5- 0	4- 1			
11- 1	0- 1	0- 0	HOME	2- 0	5- 0	4- 0			
3- 1	0- 0	0- 0	AWAY	3- 0	0- 0	0- 1			
0- 0	0- 0	0- 0	NEUTRAL	0- 0	0- 0	0- 0			
11- 1	0- 0	0- 0	NON-CONFERENCE	2- 0	5- 0	4- 1			
10- 0	0- 0	0- 0	HOME	1- 0	5- 0	4- 0			
1- 1	0- 0	0- 0	AWAY	1- 0	0- 0	0- 1			
0- 0	0- 0	0- 0	NEUTRAL	0- 0	0- 0	0- 0			
3- 1	0- 1	0- 0	CONFERENCE	3- 0	0- 0	0- 0			
1- 1	0- 1	0- 0	HOME	1- 0	0- 0	0- 0			
2- 0	0- 0	0- 0	AWAY	2- 0	0- 0	0- 0			
0- 0	0- 0	0- 0	NEUTRAL	0- 0	0- 0	0- 0			

RPI 1-25				Team's RPI: 27		RPI 51-100				RPI 101+					
RPI	S	Opponent	Score	RPI	S	Opponent	Score	RPI	S	Opponent	Score	RPI	S	Opponent	Score
6	H	Kansas St.	57 63					55	A	Texas	72 67	125	H	Wisconsin	73 44
								61	A	Missouri	72 63	126	H	UMKC	77 52
								92	H	Iowa St.	74 67	132	H	Sam Houston St.	87 59
								93	A	Wake Forest	74 73	138	H	Oral Roberts	85 68
								98	H	Creighton	73 59	139	H	Lamar	90 40
												164	H	SMU	75 52
												180	A	Alabama	76 80
												231	H	Fla. Atlantic	82 63
												294	H	IUPUI	71 50
												304	H	Western Mich.	76 64
LAST 12 Division I GAMES:															
6	H	Kansas St.	57 63	61	A	Missouri	72 63								
55	A	Texas	72 67	92	H	Iowa St.	74 67								
132	H	Sam Houston St.	87 59	180	A	Alabama	76 80								
138	H	Oral Roberts	85 68	164	H	SMU	75 52								
126	H	UMKC	77 52	231	H	Fla. Atlantic	82 63								
125	H	Wisconsin	73 44	294	H	IUPUI	71 50								

Non-Div I Games:

Kansas

Loss, Non-Conf, S Site, H Home A Away N Neutral

Average RPI Win:	76	WON-LOST	WINNING	LAST 12	STRENGTH OF	OPP. STRENGTH	TEAM	ADJ.	CONF.	ADJ CONF.
Average RPI Loss:	48	RECORD	PCT. RANK	GAMES	SCHEDULE	OF SCHEDULE	RPI	RPI	RPI	RPI
DIV. I ONLY	13- 3	27	10- 2	2	12	6	6	1	1	
DIV. I NON-CONF.	9- 3	60	6- 2	16	16	9	9	1	1	
TOTALS	RPI 1-25	RPI 26-50	W-L RECORDS	RPI 51-100	RPI 101-150	RPI 150+				
13- 3	1- 1	5- 1	OVERALL	5- 1	0- 0	2- 0				
7- 0	1- 0	1- 0	HOME	4- 0	0- 0	1- 0				
4- 1	0- 0	3- 0	AWAY	1- 1	0- 0	0- 0				
2- 2	0- 1	1- 1	NEUTRAL	0- 0	0- 0	1- 0				
9- 3	0- 1	3- 1	NON-CONFERENCE	4- 1	0- 0	2- 0				
5- 0	0- 0	1- 0	HOME	3- 0	0- 0	1- 0				
2- 1	0- 0	1- 0	AWAY	1- 1	0- 0	0- 0				
2- 2	0- 1	1- 1	NEUTRAL	0- 0	0- 0	1- 0				
4- 0	1- 0	2- 0	CONFERENCE	1- 0	0- 0	0- 0				
2- 0	1- 0	0- 0	HOME	1- 0	0- 0	0- 0				
2- 0	0- 0	2- 0	AWAY	0- 0	0- 0	0- 0				
0- 0	0- 0	0- 0	NEUTRAL	0- 0	0- 0	0- 0				

RPI 1-25				Team's RPI: 6				RPI 26-50				RPI 51-100				RPI 101+			
RPI	S	Opponent	Score					RPI	S	Opponent	Score	RPI	S	Opponent	Score	RPI	S	Opponent	Score
10	H	Texas A&M	71 69					27	A	Kansas	63 57	51	H	Missouri St.	65 63	213	N	North Dakota St.	70 47
21	N	Purdue	42 46					30	N	Hofstra	54 64	61	H	Missouri	72 46	244	H	Dartmouth	54 20
								39	A	Texas Tech	62 61	63	H	Iowa	81 78				
								43	H	BYU	59 46	67	H	Wichita St.	60 34				
								45	A	Marist	57 56	82	A	South Dakota St.	63 46				
								47	N	Northwestern	64 45	94	A	UNLV	38 44				
LAST 12 Division I GAMES:																			
27	A	Kansas	63 57	39	A	Texas Tech	62 61												
10	H	Texas A&M	71 69	61	H	Missouri	72 46												
45	A	Marist	57 56	82	A	South Dakota St.	63 46												
94	A	UNLV	38 44	67	H	Wichita St.	60 34												
47	N	Northwestern	64 45	63	H	Iowa	81 78												
213	N	North Dakota St.	70 47	21	N	Purdue	42 46												

Non-Div I Games:

Kansas St.

Average RPI Win:	317	WON-LOST	WINNING	LAST 12	STRENGTH OF	OPP. STRENGTH	TEAM	ADJ.	CONF.	ADJ CONF.
Average RPI Loss:	167	RECORD	PCT. RANK	GAMES	SCHEDULE	OF SCHEDULE	RPI	RPI	RPI	RPI
DIV. I ONLY	8- 10	198	6- 6	320	313	249	249	30	30	
DIV. I NON-CONF.	5- 6	189	3- 3	307	311	255	255	28	28	
TOTALS	RPI 1-25	RPI 26-50	W-L RECORDS	RPI 51-100	RPI 101-150	RPI 150+				
8- 10	0- 1	0- 0	OVERALL	0- 2	0- 1	8- 6				
2- 4	0- 0	0- 0	HOME	0- 1	0- 1	2- 2				
6- 6	0- 1	0- 0	AWAY	0- 1	0- 0	6- 4				
0- 0	0- 0	0- 0	NEUTRAL	0- 0	0- 0	0- 0				
5- 6	0- 1	0- 0	NON-CONFERENCE	0- 1	0- 0	5- 4				
2- 2	0- 0	0- 0	HOME	0- 0	0- 0	2- 2				
3- 4	0- 1	0- 0	AWAY	0- 1	0- 0	3- 2				
0- 0	0- 0	0- 0	NEUTRAL	0- 0	0- 0	0- 0				
3- 4	0- 0	0- 0	CONFERENCE	0- 1	0- 1	3- 2				
0- 2	0- 0	0- 0	HOME	0- 1	0- 1	0- 0				
3- 2	0- 0	0- 0	AWAY	0- 0	0- 0	3- 2				
0- 0	0- 0	0- 0	NEUTRAL	0- 0	0- 0	0- 0				

RPI 1-25				RPI 26-50				RPI 51-100				RPI 101+ Team's RPI: 249			
RPI	S	Opponent	Score	RPI	S	Opponent	Score	RPI	S	Opponent	Score	RPI	S	Opponent	Score
18	A	Georgia Tech	51 94					60	A	Chattanooga	39 76	118	H	Stetson	55 65
								88	H	Fla. Gulf Coast	50 87	155	A	North Carolina	62 76
												183	A	Georgia St.	59 65
												217	H	Texas St.	70 72
												258	A	East Tenn. St.	61 77
												277	H	Wofford	62 66
												293	A	Belmont	55 57
												297	A	Alabama St.	61 51
												301	A	Gardner-Webb	68 48
												302	A	S.C. Upstate	74 63
												307	A	Mercer	75 51
												321	H	UNC Asheville	83 79
												335	A	Lipscomb	74 55
												337	H	Jacksonville St.	81 67
												338	A	Troy	66 57
LAST 12 Division I GAMES:															
302	A	S.C. Upstate	74 63	307	A	Mercer	75 51								
88	H	Fla. Gulf Coast	50 87	258	A	East Tenn. St.	61 77								
118	H	Stetson	55 65	321	H	UNC Asheville	83 79								
297	A	Alabama St.	61 51	183	A	Georgia St.	59 65								
338	A	Troy	66 57	60	A	Chattanooga	39 76								
217	H	Texas St.	70 72	335	A	Lipscomb	74 55								

Non-Div I Games:

Kennesaw St.

Average RPI Win:	269	WON-LOST	WINNING	LAST 12	STRENGTH OF	OPP. STRENGTH	TEAM	ADJ.	CONF.	ADJ CONF.
Average RPI Loss:	181	RECORD	PCT. RANK	GAMES	SCHEDULE	OF SCHEDULE	RPI	RPI	RPI	RPI
DIV. I ONLY	2- 12	319	2- 10	176	307	317	317	14	14	
DIV. I NON-CONF.	1- 9	321	1- 7	273	308	333	333	16	16	
TOTALS	RPI 1-25	RPI 26-50	W-L RECORDS	RPI 51-100	RPI 101-150	RPI 150+				
2- 12	0- 0	0- 1	OVERALL	0- 2	0- 1	2- 8				
2- 3	0- 0	0- 1	HOME	0- 0	0- 0	2- 2				
0- 8	0- 0	0- 0	AWAY	0- 2	0- 1	0- 5				
0- 1	0- 0	0- 0	NEUTRAL	0- 0	0- 0	0- 1				
1- 9	0- 0	0- 1	NON-CONFERENCE	0- 1	0- 0	1- 7				
1- 3	0- 0	0- 1	HOME	0- 0	0- 0	1- 2				
0- 5	0- 0	0- 0	AWAY	0- 1	0- 0	0- 4				
0- 1	0- 0	0- 0	NEUTRAL	0- 0	0- 0	0- 1				
1- 3	0- 0	0- 0	CONFERENCE	0- 1	0- 1	1- 1				
1- 0	0- 0	0- 0	HOME	0- 0	0- 0	1- 0				
0- 3	0- 0	0- 0	AWAY	0- 1	0- 1	0- 1				
0- 0	0- 0	0- 0	NEUTRAL	0- 0	0- 0	0- 0				

RPI	S	Opponent	Score	RPI	S	Opponent	Score	RPI	S	Opponent	Score	RPI	S	Opponent	Score	Team's RPI: 317
46	H	St. Bonaventure	51 60	64	A	Temple	33 68	115	A	Bowling Green	57 76	172	A	Robert Morris	44 78	
				65	A	Miami (OH)	55 73	175	A	Marshall	55 93	186	A	Akron	62 68	
								194	H	Canisius	64 81	210	H	Northeastern	65 73	
								263	H	Ohio	68 65	275	H	Morehead St.	65 64	
								298	A	Northern Ariz.	56 72	314	N	Utah Valley	45 46	
								336	A	Bethune-Cookman	49 58					
LAST 12 Division I GAMES:																
263	H	Ohio	68 65	186	A	Akron	62 68	46	H	St. Bonaventure	51 60	298	A	Northern Ariz.	56 72	
115	A	Bowling Green	57 76	65	A	Miami (OH)	55 73	314	N	Utah Valley	45 46	275	H	Morehead St.	65 64	
336	A	Bethune-Cookman	49 58	46	H	St. Bonaventure	51 60									
210	H	Northeastern	65 73													
194	H	Canisius	64 81													
64	A	Temple	33 68													

Non-Div I Games:

Kent St.

■ Loss,
 ■ Non-Conf,
 ■ S Site,
 ■ H Home
 ■ A Away
 N Neutral

Kentucky

Average RPI Win:	141	WON-LOST	WINNING	LAST 12	STRENGTH OF	OPP. STRENGTH	TEAM	ADJ.	CONF.	ADJ CONF.
Average RPI Loss:	30	RECORD	PCT. RANK	GAMES	SCHEDULE	OF SCHEDULE	RPI	RPI	RPI	RPI
DIV. I ONLY	15- 2	9	10- 2	49	27	14	14	3	3	
DIV. I NON-CONF.	10- 2	32	5- 2	150	72	30	30	5	5	
TOTALS	RPI 1-25	RPI 26-50	W-L RECORDS	RPI 51-100	RPI 101-150	RPI 150+				
15- 2	3- 1	2- 0	OVERALL	1- 1	3- 0	6- 0				
12- 0	3- 0	0- 0	HOME	1- 0	3- 0	5- 0				
3- 2	0- 1	2- 0	AWAY	0- 1	0- 0	1- 0				
0- 0	0- 0	0- 0	NEUTRAL	0- 0	0- 0	0- 0				
10- 2	2- 1	0- 0	NON-CONFERENCE	0- 1	2- 0	6- 0				
9- 0	2- 0	0- 0	HOME	0- 0	2- 0	5- 0				
1- 2	0- 1	0- 0	AWAY	0- 1	0- 0	1- 0				
0- 0	0- 0	0- 0	NEUTRAL	0- 0	0- 0	0- 0				
5- 0	1- 0	2- 0	CONFERENCE	1- 0	1- 0	0- 0				
3- 0	1- 0	0- 0	HOME	1- 0	1- 0	0- 0				
2- 0	0- 0	2- 0	AWAY	0- 0	0- 0	0- 0				
0- 0	0- 0	0- 0	NEUTRAL	0- 0	0- 0	0- 0				

RPI	S	Opponent	Score	RPI	S	Opponent	Score	RPI	S	Opponent	Score	RPI	S	Opponent	Score
1	H	Tennessee	61 60	29	A	Florida	59 56	56	A	Middle Tenn.	58 70	114	H	Mississippi St.	88 40
3	A	Notre Dame	83 92	41	A	South Carolina	66 58	73	H	Arkansas	84 72	132	H	Sam Houston St.	73 52
12	H	Duke	72 65									150	H	Samford	90 61
25	H	Louisville	74 54									158	H	Mississippi Val.	90 51
												210	H	Northeastern	81 47
												261	H	Ark.-Pine Bluff	101 43
												275	A	Morehead St.	96 60
												290	H	Southern Miss.	88 71
												337	H	Jacksonville St.	100 25
LAST 12 Division I GAMES:															
114	H	Mississippi St.	88 40	41	A	South Carolina	66 58	1	H	Tennessee	61 60				
73	H	Arkansas	84 72					261	H	Ark.-Pine Bluff	101 43				
29	A	Florida	59 56					12	H	Duke	72 65				
56	A	Middle Tenn.	58 70					25	H	Louisville	74 54				
150	H	Samford	90 61					158	H	Mississippi Val.	90 51				
3	A	Notre Dame	83 92												

Non-Div I Games: Neb. Omaha 81 48

Kentucky

■ Loss,
 ■ Non-Conf, S Site,
 ■ Home
 ■ Away
 N Neutral

Average RPI Win:	178	WON-LOST	WINNING	LAST 12	STRENGTH OF	OPP. STRENGTH	TEAM	ADJ.	CONF.	ADJ CONF.
Average RPI Loss:	141	RECORD	PCT. RANK	GAMES	SCHEDULE	OF SCHEDULE	RPI	RPI	RPI	RPI
DIV. I ONLY	13- 4	41	9- 3	207	120	77	77	20	20	
DIV. I NON-CONF.	11- 1	9	7- 0	226	83	72	72	23	23	
TOTALS	RPI 1-25	RPI 26-50	W-L RECORDS	RPI 51-100	RPI 101-150	RPI 150+				
13- 4	0- 0	1- 0	OVERALL	3- 2	3- 0	6- 2				
7- 1	0- 0	0- 0	HOME	1- 0	3- 0	3- 1				
5- 3	0- 0	0- 0	AWAY	2- 2	0- 0	3- 1				
1- 0	0- 0	1- 0	NEUTRAL	0- 0	0- 0	0- 0				
11- 1	0- 0	1- 0	NON-CONFERENCE	2- 1	3- 0	5- 0				
6- 0	0- 0	0- 0	HOME	1- 0	3- 0	2- 0				
4- 1	0- 0	0- 0	AWAY	1- 1	0- 0	3- 0				
1- 0	0- 0	1- 0	NEUTRAL	0- 0	0- 0	0- 0				
2- 3	0- 0	0- 0	CONFERENCE	1- 1	0- 0	1- 2				
1- 1	0- 0	0- 0	HOME	0- 0	0- 0	1- 1				
1- 2	0- 0	0- 0	AWAY	1- 1	0- 0	0- 1				
0- 0	0- 0	0- 0	NEUTRAL	0- 0	0- 0	0- 0				

RPI S	Opponent	Score	RPI S	Opponent	Score	RPI S	Opponent	Score	RPI S	Opponent	Score
			33 N	Oklahoma St.	64 63	59 A	Drexel	60 52	101 H	Albany (NY)	64 52
						80 A	Quinnipiac	74 64	122 H	La Salle	69 53
						83 A	Hartford	45 54	146 H	William & Mary	78 69
						86 A	Sacred Heart	59 74	182 H	Monmouth	57 67
						91 H	Charlotte	81 72	204 H	Cal Poly	69 61
									211 A	Mt. St. Mary's	43 44
									255 A	Nevada	67 51
									259 A	Stony Brook	66 59
									296 A	Tennessee Tech	62 60
									333 H	Columbia	58 50
									334 H	Wagner	72 41
LAST 12 Division I GAMES:											
			86 A	Sacred Heart	59 74	182 H	Monmouth	57 67			
			33 N	Oklahoma St.	64 63	80 A	Quinnipiac	74 64			
			255 A	Nevada	67 51	259 A	Stony Brook	66 59			
			146 H	William & Mary	78 69	334 H	Wagner	72 41			
			204 H	Cal Poly	69 61	211 A	Mt. St. Mary's	43 44			
			333 H	Columbia	58 50	101 H	Albany (NY)	64 52			

Non-Div I Games:

LIU Brooklyn

■ Loss,
 ■ Non-Conf, S Site,
 ■ Home
 ■ Away
 N Neutral

Average RPI Win:	143	WON-LOST	WINNING	LAST 12	STRENGTH OF	OPP. STRENGTH	TEAM	ADJ.	CONF.	ADJ CONF.
Average RPI Loss:	37	RECORD	PCT. RANK	GAMES	SCHEDULE	OF SCHEDULE	RPI	RPI	RPI	RPI
DIV. I ONLY	13- 4	41	10- 2	30	43	23	23	3	3	
DIV. I NON-CONF.	9- 3	60	6- 1	60	39	27	27	5	5	
TOTALS	RPI 1-25	RPI 26-50	W-L RECORDS	RPI 51-100	RPI 101-150	RPI 150+				
13- 4	0- 1	2- 2	OVERALL	3- 1	3- 0	5- 0				
8- 1	0- 0	2- 1	HOME	1- 0	1- 0	4- 0				
5- 3	0- 1	0- 1	AWAY	2- 1	2- 0	1- 0				
0- 0	0- 0	0- 0	NEUTRAL	0- 0	0- 0	0- 0				
9- 3	0- 1	1- 1	NON-CONFERENCE	3- 1	1- 0	4- 0				
6- 1	0- 0	1- 1	HOME	1- 0	1- 0	3- 0				
3- 2	0- 1	0- 0	AWAY	2- 1	0- 0	1- 0				
0- 0	0- 0	0- 0	NEUTRAL	0- 0	0- 0	0- 0				
4- 1	0- 0	1- 1	CONFERENCE	0- 0	2- 0	1- 0				
2- 0	0- 0	1- 0	HOME	0- 0	0- 0	1- 0				
2- 1	0- 0	0- 1	AWAY	0- 0	2- 0	0- 0				
0- 0	0- 0	0- 0	NEUTRAL	0- 0	0- 0	0- 0				

RPI 1-25				Team's RPI: 23		RPI 26-50				RPI 51-100				RPI 101+			
RPI	S	Opponent	Score	RPI	S	Opponent	Score	RPI	S	Opponent	Score	RPI	S	Opponent	Score		
13	A	Ohio St.	68 77	26	H	Georgetown	51 40	57	A	Tulane	62 65	114	A	Mississippi St.	53 48		
				29	A	Florida	58 62	67	A	Wichita St.	64 56	139	H	Lamar	77 35		
				41	H	South Carolina	58 48	69	H	UCLA	58 41	140	A	Ole Miss	83 44		
				47	H	Northwestern	43 44	87	A	McNeese St.	64 43	180	H	Alabama	84 40		
												221	A	Louisiana Tech	66 55		
												222	H	Grambling	62 47		
												261	H	Ark.-Pine Bluff	80 28		
												297	H	Alabama St.	67 35		
LAST 12 Division I GAMES:																	
180	H	Alabama	84 40	29	A	Florida	58 62	41	H	South Carolina	58 48	87	A	McNeese St.	64 43		
114	A	Mississippi St.	53 48	41	H	South Carolina	58 48	69	H	UCLA	58 41	297	H	Alabama St.	67 35		
140	A	Ole Miss	83 44	87	A	McNeese St.	64 43	13	A	Ohio St.	68 77						
221	A	Louisiana Tech	66 55														
222	H	Grambling	62 47														
139	H	Lamar	77 35														

Non-Div I Games:

LSU

Average RPI Win:	209	WON-LOST	WINNING	LAST 12	STRENGTH OF	OPP. STRENGTH	TEAM	ADJ.	CONF.	ADJ CONF.
Average RPI Loss:	61	RECORD	PCT. RANK	GAMES	SCHEDULE	OF SCHEDULE	RPI	RPI	RPI	RPI
DIV. I ONLY	9- 9	166	7- 5	118	41	122	122	9	9	
DIV. I NON-CONF.	6- 9	211	4- 5	68	34	96	96	9	9	
TOTALS	RPI 1-25	RPI 26-50	W-L RECORDS	RPI 51-100	RPI 101-150	RPI 150+				
9- 9	0- 2	0- 1	OVERALL	0- 4	0- 2	9- 0				
4- 3	0- 2	0- 0	HOME	0- 0	0- 1	4- 0				
4- 5	0- 0	0- 0	AWAY	0- 4	0- 1	4- 0				
1- 1	0- 0	0- 1	NEUTRAL	0- 0	0- 0	1- 0				
6- 9	0- 2	0- 1	NON-CONFERENCE	0- 4	0- 2	6- 0				
2- 3	0- 2	0- 0	HOME	0- 0	0- 1	2- 0				
3- 5	0- 0	0- 0	AWAY	0- 4	0- 1	3- 0				
1- 1	0- 0	0- 1	NEUTRAL	0- 0	0- 0	1- 0				
3- 0	0- 0	0- 0	CONFERENCE	0- 0	0- 0	3- 0				
2- 0	0- 0	0- 0	HOME	0- 0	0- 0	2- 0				
1- 0	0- 0	0- 0	AWAY	0- 0	0- 0	1- 0				
0- 0	0- 0	0- 0	NEUTRAL	0- 0	0- 0	0- 0				

RPI S	Opponent	Score	RPI S	Opponent	Score	RPI S	Opponent	Score	RPI S	Opponent	Score	Team's RPI: 122
9	H Rutgers	48 61	29	N Florida	74 85	52	A St. John's (NY)	45 66	101	A Albany (NY)	76 81	
19	H Villanova	51 67				59	A Drexel	59 72	127	H Fairfield	52 55	
						77	A LIU Brooklyn	53 69	167	H Penn	58 47	
						79	A West Virginia	52 63	181	H Lehigh	63 43	
									188	A Loyola Chicago	48 45	
									189	H Fordham	68 62	
									198	H Xavier	63 51	
									210	A Northeastern	75 60	
									235	N Vermont	68 59	
									244	A Dartmouth	60 47	
									272	A Saint Louis	53 52	
LAST 12 Division I GAMES:												
272	A Saint Louis	53 52	198	H Xavier	63 51							
210	A Northeastern	75 60	189	H Fordham	68 62							
235	N Vermont	68 59	188	A Loyola Chicago	48 45							
244	A Dartmouth	60 47	19	H Villanova	51 67							
127	H Fairfield	52 55	79	A West Virginia	52 63							
59	A Drexel	59 72	77	A LIU Brooklyn	53 69							

Non-Div I Games:

La Salle

■ Loss,
■ Non-Conf,
■ S Site,
■ H Home
■ A Away
N Neutral

La.-Lafayette

Through Games Of Sunday, January 15, 2012

Average RPI Win:	309	WON-LOST	WINNING	LAST 12	STRENGTH OF	OPP. STRENGTH	TEAM	ADJ.	CONF.	ADJ CONF.
Average RPI Loss:	150	RECORD	PCT. RANK	GAMES	SCHEDULE	OF SCHEDULE	RPI	RPI	RPI	RPI
DIV. I ONLY	5- 11	256	4- 8	283	254	284	284	21	21	
DIV. I NON-CONF.	5- 6	189	4- 3	314	282	305	305	20	20	
TOTALS	RPI 1-25	RPI 26-50	W-L RECORDS	RPI 51-100	RPI 101-150	RPI 150+				
5- 11	0- 0	0- 0	OVERALL	0- 4	0- 2	5- 5				
2- 5	0- 0	0- 0	HOME	0- 1	0- 1	2- 3				
3- 6	0- 0	0- 0	AWAY	0- 3	0- 1	3- 2				
0- 0	0- 0	0- 0	NEUTRAL	0- 0	0- 0	0- 0				
5- 6	0- 0	0- 0	NON-CONFERENCE	0- 3	0- 1	5- 2				
2- 2	0- 0	0- 0	HOME	0- 1	0- 0	2- 1				
3- 4	0- 0	0- 0	AWAY	0- 2	0- 1	3- 1				
0- 0	0- 0	0- 0	NEUTRAL	0- 0	0- 0	0- 0				
0- 5	0- 0	0- 0	CONFERENCE	0- 1	0- 1	0- 3				
0- 3	0- 0	0- 0	HOME	0- 0	0- 1	0- 2				
0- 2	0- 0	0- 0	AWAY	0- 1	0- 0	0- 1				
0- 0	0- 0	0- 0	NEUTRAL	0- 0	0- 0	0- 0				

RPI 1-25				RPI 26-50				RPI 51-100				RPI 101+ Team's RPI: 284					
RPI	S	Opponent	Score	RPI	S	Opponent	Score	RPI	S	Opponent	Score	RPI	S	Opponent	Score		
								56	A	Middle Tenn.	53	104	114	A	Mississippi St.	38	72
								57	H	Tulane	40	75	148	H	South Ala.	68	72
								87	A	McNeese St.	59	80	166	H	FIU	48	78
								90	A	San Diego	44	103	207	A	Western Ky.	45	49
													231	H	Fla. Atlantic	52	66
													239	A	Savannah St.	36	41
													240	H	Southern U.	60	49
													254	H	Nicholls St.	64	72
													306	A	UC Riverside	59	56
													332	A	Southeastern La.	69	57
													332	H	Southeastern La.	63	54
													336	A	Bethune-Cookman	72	67
LAST 12 Division I GAMES:																	
								56	A	Middle Tenn.	53	104	166	H	FIU	48	78
								207	A	Western Ky.	45	49	148	H	South Ala.	68	72
								231	H	Fla. Atlantic	52	66	239	A	Savannah St.	36	41
								57	H	Tulane	40	75	332	H	Southeastern La.	63	54
								114	A	Mississippi St.	38	72	240	H	Southern U.	60	49
								336	A	Bethune-Cookman	72	67	332	A	Southeastern La.	69	57

Non-Div I Games: LSU-Shreveport 50 63

La.-Lafayette

Loss, Non-Conf, S Site, H Home A Away N Neutral

Average RPI Win:	242	WON-LOST	WINNING	LAST 12	STRENGTH OF	OPP. STRENGTH	TEAM	ADJ.	CONF.	ADJ CONF.
Average RPI Loss:	149	RECORD	PCT. RANK	GAMES	SCHEDULE	OF SCHEDULE	RPI	RPI	RPI	RPI
DIV. I ONLY	5- 14	287	5- 7	147	228	268	268	21	21	
DIV. I NON-CONF.	2- 11	307	2- 4	115	234	260	260	20	20	
TOTALS	RPI 1-25	RPI 26-50	W-L RECORDS	RPI 51-100	RPI 101-150	RPI 150+				
5- 14	0- 1	0- 1	OVERALL	0- 2	0- 3	5- 7				
4- 4	0- 0	0- 0	HOME	0- 1	0- 0	4- 3				
1- 8	0- 1	0- 1	AWAY	0- 1	0- 1	1- 4				
0- 2	0- 0	0- 0	NEUTRAL	0- 0	0- 2	0- 0				
2- 11	0- 1	0- 1	NON-CONFERENCE	0- 2	0- 3	2- 4				
1- 3	0- 0	0- 0	HOME	0- 1	0- 0	1- 2				
1- 6	0- 1	0- 1	AWAY	0- 1	0- 1	1- 2				
0- 2	0- 0	0- 0	NEUTRAL	0- 0	0- 2	0- 0				
3- 3	0- 0	0- 0	CONFERENCE	0- 0	0- 0	3- 3				
3- 1	0- 0	0- 0	HOME	0- 0	0- 0	3- 1				
0- 2	0- 0	0- 0	AWAY	0- 0	0- 0	0- 2				
0- 0	0- 0	0- 0	NEUTRAL	0- 0	0- 0	0- 0				

RPI S	Opponent	Score	RPI S	Opponent	Score	RPI S	Opponent	Score	RPI S	Opponent	Score	Team's RPI: 268
11	A Miami (FL)	39 103	39	A Texas Tech	54 94	57	A Tulane	45 62	108	N Central Ark.	55 73	
						87	H McNeese St.	60 68	126	N UMKC	70 76	
									139	A Lamar	68 70	
									156	H North Texas	54 56	
									157	H Stephen F. Austin	58 68	
									166	A FIU	55 65	
									174	H UALR	58 54	
									207	H Western Ky.	53 49	
									222	A Grambling	71 75	
									231	A Fla. Atlantic	58 65	
									245	H Arkansas St.	83 57	
									254	H Nicholls St.	78 68	
									290	A Southern Miss.	74 77	
									296	H Tennessee Tech	64 68	
									328	A Northwestern St.	84 68	
LAST 12 Division I GAMES:												
166	A FIU	55 65	156	H North Texas	54 56							
231	A Fla. Atlantic	58 65	174	H UALR	58 54							
245	H Arkansas St.	83 57	11	A Miami (FL)	39 103							
207	H Western Ky.	53 49	290	A Southern Miss.	74 77							
328	A Northwestern St.	84 68	254	H Nicholls St.	78 68							
296	H Tennessee Tech	64 68	87	H McNeese St.	60 68							

Non-Div I Games:

La.-Monroe

■ Loss,
■ Non-Conf, S Site,
■ Home
■ Away
N Neutral

Average RPI Win:	297	WON-LOST	WINNING	LAST 12	STRENGTH OF	OPP. STRENGTH	TEAM	ADJ.	CONF.	ADJ CONF.
Average RPI Loss:	144	RECORD	PCT. RANK	GAMES	SCHEDULE	OF SCHEDULE	RPI	RPI	RPI	RPI
DIV. I ONLY	7- 11	226	5- 7	278	236	242	242	29	29	
DIV. I NON-CONF.	6- 9	211	4- 5	251	182	227	227	31	31	
TOTALS	RPI 1-25	RPI 26-50	W-L RECORDS	RPI 51-100	RPI 101-150	RPI 150+				
7- 11	0- 2	0- 0	OVERALL	0- 1	0- 2	7- 6				
3- 3	0- 1	0- 0	HOME	0- 1	0- 0	3- 1				
3- 7	0- 1	0- 0	AWAY	0- 0	0- 2	3- 4				
1- 1	0- 0	0- 0	NEUTRAL	0- 0	0- 0	1- 1				
6- 9	0- 2	0- 0	NON-CONFERENCE	0- 1	0- 2	6- 4				
3- 2	0- 1	0- 0	HOME	0- 1	0- 0	3- 0				
2- 6	0- 1	0- 0	AWAY	0- 0	0- 2	2- 3				
1- 1	0- 0	0- 0	NEUTRAL	0- 0	0- 0	1- 1				
1- 2	0- 0	0- 0	CONFERENCE	0- 0	0- 0	1- 2				
0- 1	0- 0	0- 0	HOME	0- 0	0- 0	0- 1				
1- 1	0- 0	0- 0	AWAY	0- 0	0- 0	1- 1				
0- 0	0- 0	0- 0	NEUTRAL	0- 0	0- 0	0- 0				

RPI	S	Opponent	Score	RPI	S	Opponent	Score	RPI	S	Opponent	Score	RPI	S	Opponent	Score	Team's RPI: 242
7	A	Maryland	36 84					53	H	Saint Joseph's	57 65	106	A	Syracuse	54 74	
22	H	Princeton	47 87									135	A	Pittsburgh	69 74	
												167	A	Penn	39 49	
												182	N	Monmouth	54 58	
												184	H	Manhattan	48 43	
												196	A	Bryant	48 56	
												203	A	Rider	56 64	
												224	H	Navy	55 60	
												236	N	East Carolina	64 57	
												291	A	Army	43 44	
												312	A	Saint Peter's	59 50	
												333	H	Columbia	53 45	
												334	H	Wagner	66 55	
												339	A	St. Francis (NY)	46 33	
												341	A	Bucknell	49 45	
LAST 12 Division I GAMES:																
224	H	Navy	55 60	341	A	Bucknell	49 45									
333	H	Columbia	53 45	291	A	Army	43 44									
135	A	Pittsburgh	69 74	196	A	Bryant	48 56									
236	N	East Carolina	64 57	53	H	Saint Joseph's	57 65									
7	A	Maryland	36 84	184	H	Manhattan	48 43									
339	A	St. Francis (NY)	46 33	167	A	Penn	39 49									

Non-Div I Games:

Lafayette

Average RPI Win:	253	WON-LOST	WINNING	LAST 12	STRENGTH OF	OPP. STRENGTH	TEAM	ADJ.	CONF.	ADJ CONF.
Average RPI Loss:	101	RECORD	PCT. RANK	GAMES	SCHEDULE	OF SCHEDULE	RPI	RPI	RPI	RPI
DIV. I ONLY	7- 8	192	4- 7	134	183	139	139	24	24	
DIV. I NON-CONF.	6- 6	162	3- 5	118	189	133	133	26	26	
TOTALS	RPI 1-25	RPI 26-50	W-L RECORDS	RPI 51-100	RPI 101-150	RPI 150+				
7- 8	0- 2	0- 1	OVERALL	0- 2	1- 1	6- 2				
3- 1	0- 0	0- 0	HOME	0- 0	1- 1	2- 0				
3- 6	0- 2	0- 1	AWAY	0- 2	0- 0	3- 1				
1- 1	0- 0	0- 0	NEUTRAL	0- 0	0- 0	1- 1				
6- 6	0- 2	0- 1	NON-CONFERENCE	0- 1	1- 0	5- 2				
3- 0	0- 0	0- 0	HOME	0- 0	1- 0	2- 0				
2- 5	0- 2	0- 1	AWAY	0- 1	0- 0	2- 1				
1- 1	0- 0	0- 0	NEUTRAL	0- 0	0- 0	1- 1				
1- 2	0- 0	0- 0	CONFERENCE	0- 1	0- 1	1- 0				
0- 1	0- 0	0- 0	HOME	0- 0	0- 1	0- 0				
1- 1	0- 0	0- 0	AWAY	0- 1	0- 0	1- 0				
0- 0	0- 0	0- 0	NEUTRAL	0- 0	0- 0	0- 0				

RPI 1-25				RPI 26-50				RPI 51-100				RPI 101+ Team's RPI: 139			
RPI	S	Opponent	Score	RPI	S	Opponent	Score	RPI	S	Opponent	Score	RPI	S	Opponent	Score
10	A	Texas A&M	58 83	27	A	Kansas	40 90	70	A	UTEP	52 81	108	H	Central Ark.	37 62
23	A	LSU	35 77					87	A	McNeese St.	45 58	140	H	Ole Miss	67 58
												192	A	TCU	59 73
												229	H	Rice	61 54
												231	N	Fla. Atlantic	66 61
												240	A	Southern U.	70 62
												268	H	La.-Monroe	70 68
												294	N	IUPUI	34 61
												320	A	Texas-Arlington	68 52
												340	A	Houston Baptist	73 40
LAST 12 Division I GAMES:															
108	H	Central Ark.	37 62	320	A	Texas-Arlington	68 52								
229	H	Rice	61 54	87	A	McNeese St.	45 58								
340	A	Houston Baptist	73 40	294	N	IUPUI	34 61								
23	A	LSU	35 77	231	N	Fla. Atlantic	66 61								
192	A	TCU	59 73	27	A	Kansas	40 90								
70	A	UTEP	52 81	240	A	Southern U.	70 62								

Non-Div I Games: Centenary (LA) 73 44 Our Lady Of The Lak82 62

Lamar

Average RPI Win:	269	WON-LOST	WINNING	LAST 12	STRENGTH OF	OPP. STRENGTH	TEAM	ADJ.	CONF.	ADJ CONF.
Average RPI Loss:	85	RECORD	PCT. RANK	GAMES	SCHEDULE	OF SCHEDULE	RPI	RPI	RPI	RPI
DIV. I ONLY	9- 8	154	8- 4	217	151	181	181	29	29	
DIV. I NON-CONF.	7- 7	162	6- 3	221	145	182	182	31	31	
TOTALS	RPI 1-25	RPI 26-50	W-L RECORDS	RPI 51-100	RPI 101-150	RPI 150+				
9- 8	0- 2	0- 1	OVERALL	0- 2	1- 1	8- 2				
7- 2	0- 1	0- 1	HOME	0- 0	1- 0	6- 0				
2- 5	0- 1	0- 0	AWAY	0- 2	0- 1	2- 1				
0- 1	0- 0	0- 0	NEUTRAL	0- 0	0- 0	0- 1				
7- 7	0- 2	0- 1	NON-CONFERENCE	0- 2	0- 1	7- 1				
5- 2	0- 1	0- 1	HOME	0- 0	0- 0	5- 0				
2- 4	0- 1	0- 0	AWAY	0- 2	0- 1	2- 0				
0- 1	0- 0	0- 0	NEUTRAL	0- 0	0- 0	0- 1				
2- 1	0- 0	0- 0	CONFERENCE	0- 0	1- 0	1- 1				
2- 0	0- 0	0- 0	HOME	0- 0	1- 0	1- 0				
0- 1	0- 0	0- 0	AWAY	0- 0	0- 0	0- 1				
0- 0	0- 0	0- 0	NEUTRAL	0- 0	0- 0	0- 0				

RPI 1-25				RPI 26-50				RPI 51-100				RPI 101+ Team's RPI: 181			
RPI	S	Opponent	Score	RPI	S	Opponent	Score	RPI	S	Opponent	Score	RPI	S	Opponent	Score
9	A	Rutgers	40 68	36	H	Richmond	49 71	53	A	Saint Joseph's	48 66	122	A	La Salle	43 63
19	H	Villanova	54 62					86	A	Sacred Heart	51 68	134	H	Holy Cross	75 60
												169	A	American	49 55
												172	H	Robert Morris	68 54
												182	N	Monmouth	73 75
												238	H	Loyola Maryland	70 60
												295	A	Valparaiso	41 39
												310	H	Rhode Island	67 56
												311	H	Colgate	85 82
												312	H	Saint Peter's	64 48
												315	H	NJIT	61 37
												334	A	Wagner	63 44
LAST 12 Division I GAMES:															
134	H	Holy Cross	75 60	311	H	Colgate	85 82								
36	H	Richmond	49 71	169	A	American	49 55								
310	H	Rhode Island	67 56	295	A	Valparaiso	41 39								
172	H	Robert Morris	68 54	19	H	Villanova	54 62								
315	H	NJIT	61 37	334	A	Wagner	63 44								
238	H	Loyola Maryland	70 60	182	N	Monmouth	73 75								

Non-Div I Games:

Lehigh

■ Loss,
 ■ Non-Conf,
 S Site,
 ■ Home
 ■ Away
 N Neutral

Liberty

Through Games Of Sunday, January 15, 2012

Average RPI Win:	286	WON-LOST	WINNING	LAST 12	STRENGTH OF	OPP. STRENGTH	TEAM	ADJ.	CONF.	ADJ CONF.
Average RPI Loss:	92	RECORD	PCT. RANK	GAMES	SCHEDULE	OF SCHEDULE	RPI	RPI	RPI	RPI
DIV. I ONLY	5- 7	218	4- 5	106	238	165	165	28	28	
DIV. I NON-CONF.	2- 6	274	1- 4	97	87	145	145	29	29	
TOTALS	RPI 1-25	RPI 26-50	W-L RECORDS	RPI 51-100	RPI 101-150	RPI 150+				
5- 7	0- 0	0- 4	OVERALL	0- 1	0- 1	5- 1				
1- 3	0- 0	0- 1	HOME	0- 1	0- 1	1- 0				
3- 3	0- 0	0- 2	AWAY	0- 0	0- 0	3- 1				
1- 1	0- 0	0- 1	NEUTRAL	0- 0	0- 0	1- 0				
2- 6	0- 0	0- 4	NON-CONFERENCE	0- 1	0- 0	2- 1				
0- 2	0- 0	0- 1	HOME	0- 1	0- 0	0- 0				
1- 3	0- 0	0- 2	AWAY	0- 0	0- 0	1- 1				
1- 1	0- 0	0- 1	NEUTRAL	0- 0	0- 0	1- 0				
3- 1	0- 0	0- 0	CONFERENCE	0- 0	0- 1	3- 0				
1- 1	0- 0	0- 0	HOME	0- 0	0- 1	1- 0				
2- 0	0- 0	0- 0	AWAY	0- 0	0- 0	2- 0				
0- 0	0- 0	0- 0	NEUTRAL	0- 0	0- 0	0- 0				

RPI 1-25				RPI 26-50				RPI 51-100				RPI 101+				Team's RPI: 165	
RPI	S	Opponent	Score	RPI	S	Opponent	Score	RPI	S	Opponent	Score	RPI	S	Opponent	Score		
				32	H	James Madison	58 62	85	H	VCU	47 52	133	H	High Point	69 73		
				36	A	Richmond	54 66					241	A	Radford	76 68		
				37	A	Virginia	38 64					246	H	Campbell	90 61		
				44	N	Oklahoma	45 76					274	A	N.C. A&T	74 81		
												292	A	UNC Greensboro	61 46		
												316	A	Coastal Caro.	82 45		
												335	N	Lipscomb	70 27		
LAST 12 Division I GAMES:																	
				133	H	High Point	69 73	316	A	Coastal Caro.	82 45						
				241	A	Radford	76 68	246	H	Campbell	90 61						
				36	A	Richmond	54 66	44	N	Oklahoma	45 76						
				37	A	Virginia	38 64	274	A	N.C. A&T	74 81						
				32	H	James Madison	58 62	85	H	VCU	47 52						
				335	N	Lipscomb	70 27	292	A	UNC Greensboro	61 46						

Non-Div I Games: Virginia-Wise 82 39 Virginia Union 82 37 Glenville St. 116 65

Liberty

Loss, Non-Conf, S Site, H Home A Away N Neutral

Average RPI Win:	301	WON-LOST	WINNING	LAST 12	STRENGTH OF	OPP. STRENGTH	TEAM	ADJ.	CONF.	ADJ CONF.
Average RPI Loss:	216	RECORD	PCT. RANK	GAMES	SCHEDULE	OF SCHEDULE	RPI	RPI	RPI	RPI
DIV. I ONLY	3- 15	315	3- 9	306	331	335	335	30	30	
DIV. I NON-CONF.	2- 9	296	2- 3	317	318	336	336	28	28	
TOTALS	RPI 1-25	RPI 26-50	W-L RECORDS	RPI 51-100	RPI 101-150	RPI 150+				
3- 15	0- 0	0- 1	OVERALL	0- 1	0- 2	3- 11				
2- 6	0- 0	0- 0	HOME	0- 1	0- 2	2- 3				
1- 8	0- 0	0- 1	AWAY	0- 0	0- 0	1- 7				
0- 1	0- 0	0- 0	NEUTRAL	0- 0	0- 0	0- 1				
2- 9	0- 0	0- 1	NON-CONFERENCE	0- 0	0- 1	2- 7				
1- 3	0- 0	0- 0	HOME	0- 0	0- 1	1- 2				
1- 5	0- 0	0- 1	AWAY	0- 0	0- 0	1- 4				
0- 1	0- 0	0- 0	NEUTRAL	0- 0	0- 0	0- 1				
1- 6	0- 0	0- 0	CONFERENCE	0- 1	0- 1	1- 4				
1- 3	0- 0	0- 0	HOME	0- 1	0- 1	1- 1				
0- 3	0- 0	0- 0	AWAY	0- 0	0- 0	0- 3				
0- 0	0- 0	0- 0	NEUTRAL	0- 0	0- 0	0- 0				

RPI S	Opponent	Score	RPI S	Opponent	Score	RPI S	Opponent	Score	RPI S	Opponent	Score	Team's RPI: 335
			34 A	Vanderbilt	39 81	88 H	Fla. Gulf Coast	59 76	118 H	Stetson	63 74	
									140 H	Ole Miss	57 72	
									155 A	North Carolina	53 95	
									165 N	Liberty	27 70	
									208 A	Alabama A&M	54 72	
									249 H	Kennesaw St.	55 74	
									276 H	Austin Peay	58 61	
									280 A	Tennessee St.	54 80	
									285 A	Jacksonville	75 81	
									293 A	Belmont	54 64	
									296 A	Tennessee Tech	66 61	
									299 H	Air Force	59 68	
									301 H	Gardner-Webb	76 65	
									307 H	Mercer	80 70	
									313 A	North Florida	67 77	
									337 A	Jacksonville St.	72 81	
LAST 12 Division I GAMES:												
			293 A	Belmont	54 64		88 H	Fla. Gulf Coast	59 76			
			313 A	North Florida	67 77		118 H	Stetson	63 74			
			285 A	Jacksonville	75 81		296 A	Tennessee Tech	66 61			
			301 H	Gardner-Webb	76 65		249 H	Kennesaw St.	55 74			
			140 H	Ole Miss	57 72		307 H	Mercer	80 70			
			155 A	North Carolina	53 95		165 N	Liberty	27 70			

Non-Div I Games:

Lipscomb

Average RPI Win:	280	WON-LOST	WINNING	LAST 12	STRENGTH OF	OPP. STRENGTH	TEAM	ADJ.	CONF.	ADJ CONF.
Average RPI Loss:	139	RECORD	PCT. RANK	GAMES	SCHEDULE	OF SCHEDULE	RPI	RPI	RPI	RPI
DIV. I ONLY	7- 11	226	5- 7	264	226	253	253	18	18	
DIV. I NON-CONF.	5- 8	220	3- 4	269	222	268	268	12	12	
TOTALS	RPI 1-25	RPI 26-50	W-L RECORDS	RPI 51-100	RPI 101-150	RPI 150+				
7- 11	0- 0	0- 0	OVERALL	0- 3	0- 3	7- 5				
6- 2	0- 0	0- 0	HOME	0- 1	0- 0	6- 1				
1- 9	0- 0	0- 0	AWAY	0- 2	0- 3	1- 4				
0- 0	0- 0	0- 0	NEUTRAL	0- 0	0- 0	0- 0				
5- 8	0- 0	0- 0	NON-CONFERENCE	0- 2	0- 2	5- 4				
4- 1	0- 0	0- 0	HOME	0- 1	0- 0	4- 0				
1- 7	0- 0	0- 0	AWAY	0- 1	0- 2	1- 4				
0- 0	0- 0	0- 0	NEUTRAL	0- 0	0- 0	0- 0				
2- 3	0- 0	0- 0	CONFERENCE	0- 1	0- 1	2- 1				
2- 1	0- 0	0- 0	HOME	0- 0	0- 0	2- 1				
0- 2	0- 0	0- 0	AWAY	0- 1	0- 1	0- 0				
0- 0	0- 0	0- 0	NEUTRAL	0- 0	0- 0	0- 0				

RPI 1-25			RPI 26-50			RPI 51-100			RPI 101+ Team's RPI: 253		
RPI	S	Opponent	Score	RPI	S	Opponent	Score	RPI	S	Opponent	Score
								103	A	Washington	46 80
								106	A	Syracuse	42 81
								128	A	Pacific	56 93
								163	H	Cal St. Northridge	50 57
								170	A	Iona	73 78
								171	A	Seattle	49 78
								185	A	Santa Clara	63 73
								201	H	UC Irvine	63 51
								244	H	Dartmouth	66 52
								255	H	Nevada	61 58
								281	A	Sacramento St.	67 74
								304	H	Western Mich.	76 56
								306	H	UC Riverside	70 59
								314	H	Utah Valley	75 43
								333	A	Columbia	70 61
LAST 12 Division I GAMES:											
163	H	Cal St. Northridge	50 57	95	A	UC Davis	62 78				
201	H	UC Irvine	63 51	128	A	Pacific	56 93				
306	H	UC Riverside	70 59	58	A	Arizona	42 66				
67	H	Wichita St.	64 73	255	H	Nevada	61 58				
304	H	Western Mich.	76 56	103	A	Washington	46 80				
244	H	Dartmouth	66 52	171	A	Seattle	49 78				

Non-Div I Games:

Long Beach St.

Average RPI Win:	284	WON-LOST	WINNING	LAST 12	STRENGTH OF	OPP. STRENGTH	TEAM	ADJ.	CONF.	ADJ CONF.
Average RPI Loss:	143	RECORD	PCT. RANK	GAMES	SCHEDULE	OF SCHEDULE	RPI	RPI	RPI	RPI
DIV. I ONLY	4- 16	302	2- 10	103	258	251	251	27	27	
DIV. I NON-CONF.	4- 16	290	2- 10	101	265	266	266	32	32	
TOTALS	RPI 1-25	RPI 26-50	W-L RECORDS	RPI 51-100	RPI 101-150	RPI 150+				
4- 16	0- 2	0- 1	OVERALL	0- 2	0- 5	4- 6				
3- 2	0- 0	0- 0	HOME	0- 0	0- 1	3- 1				
1- 12	0- 2	0- 1	AWAY	0- 2	0- 3	1- 4				
0- 2	0- 0	0- 0	NEUTRAL	0- 0	0- 1	0- 1				
4- 16	0- 2	0- 1	NON-CONFERENCE	0- 2	0- 5	4- 6				
3- 2	0- 0	0- 0	HOME	0- 0	0- 1	3- 1				
1- 12	0- 2	0- 1	AWAY	0- 2	0- 3	1- 4				
0- 2	0- 0	0- 0	NEUTRAL	0- 0	0- 1	0- 1				
0- 0	0- 0	0- 0	CONFERENCE	0- 0	0- 0	0- 0				
0- 0	0- 0	0- 0	HOME	0- 0	0- 0	0- 0				
0- 0	0- 0	0- 0	AWAY	0- 0	0- 0	0- 0				
0- 0	0- 0	0- 0	NEUTRAL	0- 0	0- 0	0- 0				

RPI 1-25				RPI 26-50				RPI 51-100				RPI 101+ Team's RPI: 251			
RPI	S	Opponent	Score	RPI	S	Opponent	Score	RPI	S	Opponent	Score	RPI	S	Opponent	Score
3	A	Notre Dame	26 92	26	A	Georgetown	45 56	96	A	San Diego St.	37 79	107	N	Central Mich.	59 70
11	A	Miami (FL)	43 92					99	A	Cincinnati	54 70	120	A	Appalachian St.	54 64
												124	H	Coppin St.	51 73
												133	A	High Point	51 73
												146	A	William & Mary	43 76
												153	A	Wright St.	44 77
												175	A	Marshall	48 62
												223	H	George Mason	58 80
												241	H	Radford	73 59
												246	A	Campbell	33 48
												279	H	Cornell	68 61
												299	A	Air Force	59 48
												314	A	Utah Valley	59 64
												315	H	NJIT	72 71
												319	N	Southeast Mo. St.	52 56
LAST 12 Division I GAMES:															
299	A	Air Force	59 48	315	H	NJIT	72 71								
96	A	San Diego St.	37 79	314	A	Utah Valley	59 64								
124	H	Coppin St.	51 73	319	N	Southeast Mo. St.	52 56								
120	A	Appalachian St.	54 64	107	N	Central Mich.	59 70								
3	A	Notre Dame	26 92	153	A	Wright St.	44 77								
99	A	Cincinnati	54 70	175	A	Marshall	48 62								

Non-Div I Games:

Longwood

■ Loss,
 ■ Non-Conf,
 ■ S Site,
 ■ H Home
 ■ A Away
 N Neutral

Average RPI Win:	248	WON-LOST	WINNING	LAST 12	STRENGTH OF	OPP. STRENGTH	TEAM	ADJ.	CONF.	ADJ CONF.
Average RPI Loss:	114	RECORD	PCT. RANK	GAMES	SCHEDULE	OF SCHEDULE	RPI	RPI	RPI	RPI
DIV. I ONLY	8- 9	183	6- 6	235	140	221	221	25	25	
DIV. I NON-CONF.	7- 8	178	5- 5	237	111	216	216	27	27	
TOTALS	RPI 1-25	RPI 26-50	W-L RECORDS	RPI 51-100	RPI 101-150	RPI 150+				
8- 9	0- 1	0- 0	OVERALL	0- 2	1- 4	7- 2				
4- 4	0- 1	0- 0	HOME	0- 2	1- 1	3- 0				
2- 2	0- 0	0- 0	AWAY	0- 0	0- 1	2- 1				
2- 3	0- 0	0- 0	NEUTRAL	0- 0	0- 2	2- 1				
7- 8	0- 1	0- 0	NON-CONFERENCE	0- 2	1- 3	6- 2				
3- 3	0- 1	0- 0	HOME	0- 2	1- 0	2- 0				
2- 2	0- 0	0- 0	AWAY	0- 0	0- 1	2- 1				
2- 3	0- 0	0- 0	NEUTRAL	0- 0	0- 2	2- 1				
1- 1	0- 0	0- 0	CONFERENCE	0- 0	0- 1	1- 0				
1- 1	0- 0	0- 0	HOME	0- 0	0- 1	1- 0				
0- 0	0- 0	0- 0	AWAY	0- 0	0- 0	0- 0				
0- 0	0- 0	0- 0	NEUTRAL	0- 0	0- 0	0- 0				

RPI 1-25				RPI 26-50				RPI 51-100				RPI 101+ Team's RPI: 221			
RPI	S	Opponent	Score	RPI	S	Opponent	Score	RPI	S	Opponent	Score	RPI	S	Opponent	Score
23	H	LSU	55 66					51	H	Missouri St.	65 78	114	H	Mississippi St.	63 62
								57	H	Tulane	52 61	119	N	Memphis	67 86
												123	H	Utah St.	62 79
												128	N	Seton Hall	69 72
												138	A	Oral Roberts	71 92
												174	H	UALR	64 48
												180	N	Alabama	59 67
												207	A	Western Ky.	54 69
												216	N	Old Dominion	84 71
												245	A	Arkansas St.	69 59
												296	H	Tennessee Tech	82 64
												305	A	Houston	79 53
												309	N	Prairie View	89 83
												325	H	Idaho	66 54
LAST 12 Division I GAMES:															
23	H	LSU	55 66	123	H	Utah St.	62 79								
296	H	Tennessee Tech	82 64	325	H	Idaho	66 54								
309	N	Prairie View	89 83	305	A	Houston	79 53								
119	N	Memphis	67 86	207	A	Western Ky.	54 69								
245	A	Arkansas St.	69 59	57	H	Tulane	52 61								
114	H	Mississippi St.	63 62	180	N	Alabama	59 67								

Non-Div I Games:

Louisiana Tech

■ Loss,
 ■ Non-Conf, S Site,
 ■ Home
 ■ Away
 N Neutral

Louisville

Average RPI Win: 163

Average RPI Loss: 21

WON-LOST

WINNING

LAST 12

RECORD

PCT. RANK

GAMES

Through Games Of Sunday, January 15, 2012

STRENGTH OF

SCHEDULE

OPP. STRENGTH

OF SCHEDULE

TEAM

RPI

ADJ.

RPI

CONF.

RPI

ADJ CONF.

RPI

DIV. I ONLY

14- 4

35

9- 3

76

30

25

25

2

2

DIV. I NON-CONF.

11- 2

24

6- 1

139

55

37

37

2

2

TOTALS

RPI 1-25

RPI 26-50

W-L RECORDS

RPI 51-100

RPI 101-150

RPI 150+

14- 4

0- 3

1- 0

OVERALL

4- 1

2- 0

7- 0

7- 0

0- 0

0- 0

HOME

1- 0

2- 0

4- 0

7- 4

0- 3

1- 0

AWAY

3- 1

0- 0

3- 0

0- 0

0- 0

0- 0

NEUTRAL

0- 0

0- 0

0- 0

11- 2

0- 2

1- 0

NON-CONFERENCE

2- 0

1- 0

7- 0

5- 0

0- 0

0- 0

HOME

0- 0

1- 0

4- 0

6- 2

0- 2

1- 0

AWAY

2- 0

0- 0

3- 0

0- 0

0- 0

0- 0

NEUTRAL

0- 0

0- 0

0- 0

3- 2

0- 1

0- 0

CONFERENCE

2- 1

1- 0

0- 0

2- 0

0- 0

0- 0

HOME

1- 0

1- 0

0- 0

1- 2

0- 1

0- 0

AWAY

1- 1

0- 0

0- 0

0- 0

0- 0

0- 0

NEUTRAL

0- 0

0- 0

0- 0

RPI 1-25

Team's RPI: 25

RPI 26-50

RPI 51-100

RPI 101+

RPI	S	Opponent	Score
9	A	Rutgers	68 71
10	A	Texas A&M	58 76
14	A	Kentucky	54 74

RPI	S	Opponent	Score
49	A	Florida St.	85 76

RPI	S	Opponent	Score
51	A	Missouri St.	73 64
52	A	St. John's (NY)	64 72
62	H	Marquette	70 53
66	A	Washington St.	75 71
99	A	Cincinnati	64 59

RPI	S	Opponent	Score
102	H	South Fla.	63 57
147	H	UT Martin	70 57
159	A	Portland	71 42
162	A	Florida A&M	86 66
198	H	Xavier	62 44
276	H	Austin Peay	78 60
286	A	Eastern Ky.	77 53
301	H	Gardner-Webb	92 27
327	H	Murray St.	105 62

LAST 12 Division I GAMES:

52	A	St. John's (NY)	64	72	9	A	Rutgers	68	71
62	H	Marquette	70	53	102	H	South Fla.	63	57
147	H	UT Martin	70	57	301	H	Gardner-Webb	92	27
66	A	Washington St.	75	71	14	A	Kentucky	54	74
159	A	Portland	71	42	327	H	Murray St.	105	62
99	A	Cincinnati	64	59	162	A	Florida A&M	86	66

Non-Div I Games:

Louisville

Loss, Non-Conf, S Site, H Home A Away N Neutral

Loyola Chicago

Through Games Of Sunday, January 15, 2012

Average RPI Win:	263	WON-LOST	WINNING	LAST 12	STRENGTH OF	OPP. STRENGTH	TEAM	ADJ.	CONF.	ADJ CONF.
Average RPI Loss:	107	RECORD	PCT. RANK	GAMES	SCHEDULE	OF SCHEDULE	RPI	RPI	RPI	RPI
DIV. I ONLY	7- 9	207	4- 7	204	172	188	188	13	13	
DIV. I NON-CONF.	4- 6	211	1- 4	282	120	224	224	18	18	
TOTALS	RPI 1-25	RPI 26-50	W-L RECORDS	RPI 51-100	RPI 101-150	RPI 150+				
7- 9	0- 2	0- 1	OVERALL	0- 1	0- 1	7- 4				
1- 5	0- 0	0- 1	HOME	0- 1	0- 1	1- 2				
5- 3	0- 2	0- 0	AWAY	0- 0	0- 0	5- 1				
1- 1	0- 0	0- 0	NEUTRAL	0- 0	0- 0	1- 1				
4- 6	0- 1	0- 1	NON-CONFERENCE	0- 1	0- 1	4- 2				
1- 3	0- 0	0- 1	HOME	0- 1	0- 1	1- 0				
2- 2	0- 1	0- 0	AWAY	0- 0	0- 0	2- 1				
1- 1	0- 0	0- 0	NEUTRAL	0- 0	0- 0	1- 1				
3- 3	0- 1	0- 0	CONFERENCE	0- 0	0- 0	3- 2				
0- 2	0- 0	0- 0	HOME	0- 0	0- 0	0- 2				
3- 1	0- 1	0- 0	AWAY	0- 0	0- 0	3- 0				
0- 0	0- 0	0- 0	NEUTRAL	0- 0	0- 0	0- 0				

RPI 1-25				RPI 26-50				RPI 51-100				RPI 101+ Team's RPI: 188			
RPI	S	Opponent	Score	RPI	S	Opponent	Score	RPI	S	Opponent	Score	RPI	S	Opponent	Score
15	A	Green Bay	49 76	47	H	Northwestern	67 72	100	H	Eastern Mich.	55 63	122	H	La Salle	45 48
20	A	DePaul	65 70									151	A	Drake	50 65
												153	H	Wright St.	62 64
												172	H	Detroit	66 76
												186	N	Akron	86 97
												215	A	Youngstown St.	82 77
												219	A	Milwaukee	81 73
												232	H	Northern Ill.	73 42
												267	N	San Francisco	65 63
												283	A	Cleveland St.	85 67
												303	A	Southern Ill.	66 44
												324	A	Chicago St.	77 34
LAST 12 Division I GAMES:															
172	H	Detroit	66 76	283	A	Cleveland St.	85 67								
153	H	Wright St.	62 64	215	A	Youngstown St.	82 77								
15	A	Green Bay	49 76	122	H	La Salle	45 48								
219	A	Milwaukee	81 73	20	A	DePaul	65 70								
151	A	Drake	50 65	267	N	San Francisco	65 63								
47	H	Northwestern	67 72	186	N	Akron	86 97								

Non-Div I Games: Neb. Omaha 69 57

Loyola Chicago

Loss, Non-Conf, S Site, H Home A Away N Neutral

Loyola Maryland

Through Games Of Sunday, January 15, 2012

Average RPI Win:	247	WON-LOST	WINNING	LAST 12	STRENGTH OF	OPP. STRENGTH	TEAM	ADJ.	CONF.	ADJ CONF.
Average RPI Loss:	170	RECORD	PCT. RANK	GAMES	SCHEDULE	OF SCHEDULE	RPI	RPI	RPI	RPI
DIV. I ONLY	6- 11	243	4- 8	190	264	238	238	22	22	
DIV. I NON-CONF.	4- 7	228	2- 4	58	184	170	170	21	21	
TOTALS	RPI 1-25	RPI 26-50	W-L RECORDS	RPI 51-100	RPI 101-150	RPI 150+				
6- 11	0- 1	0- 1	OVERALL	1- 0	0- 2	5- 7				
4- 4	0- 0	0- 0	HOME	1- 0	0- 1	3- 3				
2- 7	0- 1	0- 1	AWAY	0- 0	0- 1	2- 4				
0- 0	0- 0	0- 0	NEUTRAL	0- 0	0- 0	0- 0				
4- 7	0- 1	0- 1	NON-CONFERENCE	1- 0	0- 2	3- 3				
3- 1	0- 0	0- 0	HOME	1- 0	0- 1	2- 0				
1- 6	0- 1	0- 1	AWAY	0- 0	0- 1	1- 3				
0- 0	0- 0	0- 0	NEUTRAL	0- 0	0- 0	0- 0				
2- 4	0- 0	0- 0	CONFERENCE	0- 0	0- 0	2- 4				
1- 3	0- 0	0- 0	HOME	0- 0	0- 0	1- 3				
1- 1	0- 0	0- 0	AWAY	0- 0	0- 0	1- 1				
0- 0	0- 0	0- 0	NEUTRAL	0- 0	0- 0	0- 0				

RPI 1-25				RPI 26-50				RPI 51-100				RPI 101+ Team's RPI: 238			
RPI	S	Opponent	Score	RPI	S	Opponent	Score	RPI	S	Opponent	Score	RPI	S	Opponent	Score
7	A	Maryland	46 84	42	A	Towson	54 56	72	H	Howard	62 56	135	A	Pittsburgh	59 65
												143	H	UMBC	56 60
												169	A	American	48 63
												181	A	Lehigh	60 70
												184	H	Manhattan	46 61
												203	A	Rider	61 67
												211	A	Mt. St. Mary's	54 59
												224	H	Navy	42 38
												234	A	George Washington	70 62
												282	H	Niagara	54 57
												291	H	Army	68 64
												312	H	Saint Peter's	51 68
												329	A	Siena	67 54
												329	H	Siena	55 45
LAST 12 Division I GAMES:															
203	A	Rider	61 67	329	H	Siena	55 45								
329	A	Siena	67 54	312	H	Saint Peter's	51 68								
184	H	Manhattan	46 61	234	A	George Washington	70 62								
282	H	Niagara	54 57	211	A	Mt. St. Mary's	54 59								
42	A	Towson	54 56	181	A	Lehigh	60 70								
169	A	American	48 63	291	H	Army	68 64								

Non-Div I Games:

Loyola Maryland

Loyola Marymount

Through Games Of Sunday, January 15, 2012

Average RPI Win:	265	WON-LOST	WINNING	LAST 12	STRENGTH OF	OPP. STRENGTH	TEAM	ADJ.	CONF.	ADJ CONF.
Average RPI Loss:	129	RECORD	PCT. RANK	GAMES	SCHEDULE	OF SCHEDULE	RPI	RPI	RPI	RPI
DIV. I ONLY	4- 13	292	4- 8	120	207	270	270	8	8	
DIV. I NON-CONF.	4- 8	238	4- 3	210	275	304	304	8	8	
TOTALS	RPI 1-25	RPI 26-50	W-L RECORDS	RPI 51-100	RPI 101-150	RPI 150+				
4- 13	0- 0	0- 3	OVERALL	0- 3	0- 2	4- 5				
3- 8	0- 0	0- 2	HOME	0- 2	0- 1	3- 3				
1- 5	0- 0	0- 1	AWAY	0- 1	0- 1	1- 2				
0- 0	0- 0	0- 0	NEUTRAL	0- 0	0- 0	0- 0				
4- 8	0- 0	0- 0	NON-CONFERENCE	0- 2	0- 2	4- 4				
3- 5	0- 0	0- 0	HOME	0- 2	0- 1	3- 2				
1- 3	0- 0	0- 0	AWAY	0- 0	0- 1	1- 2				
0- 0	0- 0	0- 0	NEUTRAL	0- 0	0- 0	0- 0				
0- 5	0- 0	0- 3	CONFERENCE	0- 1	0- 0	0- 1				
0- 3	0- 0	0- 2	HOME	0- 0	0- 0	0- 1				
0- 2	0- 0	0- 1	AWAY	0- 1	0- 0	0- 0				
0- 0	0- 0	0- 0	NEUTRAL	0- 0	0- 0	0- 0				

RPI S	Opponent	Score	RPI S	Opponent	Score	RPI S	Opponent	Score	RPI S	Opponent	Score	Team's RPI: 270
35	H Gonzaga	54 80	69	H UCLA	43 84	131	H Portland St.	55 70				
40	H St. Mary's (CA)	72 82	70	H UTEP	48 68	149	A Denver	55 71				
43	A BYU	47 80	90	A San Diego	58 80	163	H Cal St. Northridge	62 79				
						191	A UC Santa Barbara	49 66				
						204	H Cal Poly	73 72				
						214	A Cal St. Fullerton	52 79				
						215	H Youngstown St.	50 64				
						267	H San Francisco	59 61				
						281	H Sacramento St.	86 73				
						287	A New Mexico	57 54				
						289	H Wyoming	57 54				
LAST 12 Division I GAMES:												
43	A BYU	47 80	90	A San Diego	58 80							
267	H San Francisco	59 61	35	H Gonzaga	54 80							
40	H St. Mary's (CA)	72 82	281	H Sacramento St.	86 73							
204	H Cal Poly	73 72	69	H UCLA	43 84							
70	H UTEP	48 68	287	A New Mexico	57 54							
131	H Portland St.	55 70	289	H Wyoming	57 54							

Non-Div I Games:

Loyola Marymount

Loss, Non-Conf, S Site, H Home A Away N Neutral

Average RPI Win: 324		WON-LOST	WINNING	LAST 12	STRENGTH OF	OPP. STRENGTH	TEAM	ADJ.	CONF.	ADJ CONF.
Average RPI Loss: 180		RECORD	PCT. RANK	GAMES	SCHEDULE	OF SCHEDULE	RPI	RPI	RPI	RPI
DIV. I ONLY		2- 14	324	0- 11	234	326	326	326	15	15
DIV. I NON-CONF.		2- 10	303	0- 7	271	333	332	332	13	13
TOTALS	RPI 1-25	RPI 26-50		W-L RECORDS		RPI 51-100	RPI 101-150	RPI 150+		
2- 14	0- 0	0- 2		OVERALL		0- 0	0- 3	2- 9		
1- 6	0- 0	0- 1		HOME		0- 0	0- 2	1- 3		
1- 5	0- 0	0- 0		AWAY		0- 0	0- 1	1- 4		
0- 3	0- 0	0- 1		NEUTRAL		0- 0	0- 0	0- 2		
2- 10	0- 0	0- 2		NON-CONFERENCE		0- 0	0- 0	2- 8		
1- 4	0- 0	0- 1		HOME		0- 0	0- 0	1- 3		
1- 3	0- 0	0- 0		AWAY		0- 0	0- 0	1- 3		
0- 3	0- 0	0- 1		NEUTRAL		0- 0	0- 0	0- 2		
0- 4	0- 0	0- 0		CONFERENCE		0- 0	0- 3	0- 1		
0- 2	0- 0	0- 0		HOME		0- 0	0- 2	0- 0		
0- 2	0- 0	0- 0		AWAY		0- 0	0- 1	0- 1		
0- 0	0- 0	0- 0		NEUTRAL		0- 0	0- 0	0- 0		

RPI 1-25				RPI 26-50				RPI 51-100				RPI 101+				Team's RPI: 326	
RPI	S	Opponent	Score	RPI	S	Opponent	Score	RPI	S	Opponent	Score	RPI	S	Opponent	Score		
				32	H	James Madison	47 64					101	H	Albany (NY)	48 60		
				48	N	Duquesne	38 76					111	A	Boston U.	34 75		
												143	H	UMBC	55 75		
												195	N	Charleston So.	63 78		
												196	H	Bryant	53 65		
												206	H	Brown	59 61		
												218	A	Massachusetts	54 63		
												224	A	Navy	56 73		
												234	N	George Washington	46 54		
												237	A	Binghamton	54 72		
												243	A	Central Conn. St.	48 53		
												310	A	Rhode Island	62 58		
												329	H	Siena	51 78		
												338	H	Troy	66 53		
LAST 12 Division I GAMES:																	
				143	H	UMBC	55 75					101	H	Albany (NY)	48 60		
				237	A	Binghamton	54 72					111	A	Boston U.	34 75		
				329	H	Siena	51 78					32	H	James Madison	47 64		
				195	N	Charleston So.	63 78					224	A	Navy	56 73		
				48	N	Duquesne	38 76					234	N	George Washington	46 54		
				218	A	Massachusetts	54 63					206	H	Brown	59 61		

Non-Div I Games:	Maine Maritime	73	37
------------------	----------------	----	----

Maine

Loss, Non-Conf, S Site, H Home A Away N Neutral

Average RPI Win:	233	WON-LOST	WINNING	LAST 12	STRENGTH OF	OPP. STRENGTH	TEAM	ADJ.	CONF.	ADJ CONF.
Average RPI Loss:	158	RECORD	PCT. RANK	GAMES	SCHEDULE	OF SCHEDULE	RPI	RPI	RPI	RPI
DIV. I ONLY	9- 9	166	7- 5	198	302	184	184	22	22	
DIV. I NON-CONF.	6- 6	162	4- 2	263	326	214	214	21	21	
TOTALS	RPI 1-25	RPI 26-50	W-L RECORDS	RPI 51-100	RPI 101-150	RPI 150+				
9- 9	0- 0	0- 1	OVERALL	1- 2	0- 1	8- 5				
6- 2	0- 0	0- 0	HOME	1- 0	0- 1	5- 1				
2- 7	0- 0	0- 1	AWAY	0- 2	0- 0	2- 4				
1- 0	0- 0	0- 0	NEUTRAL	0- 0	0- 0	1- 0				
6- 6	0- 0	0- 0	NON-CONFERENCE	1- 2	0- 0	5- 4				
4- 1	0- 0	0- 0	HOME	1- 0	0- 0	3- 1				
1- 5	0- 0	0- 0	AWAY	0- 2	0- 0	1- 3				
1- 0	0- 0	0- 0	NEUTRAL	0- 0	0- 0	1- 0				
3- 3	0- 0	0- 1	CONFERENCE	0- 0	0- 1	3- 1				
2- 1	0- 0	0- 0	HOME	0- 0	0- 1	2- 0				
1- 2	0- 0	0- 1	AWAY	0- 0	0- 0	1- 1				
0- 0	0- 0	0- 0	NEUTRAL	0- 0	0- 0	0- 0				

RPI 1-25				RPI 26-50				RPI 51-100				RPI 101+				Team's RPI: 184	
RPI	S	Opponent	Score	RPI	S	Opponent	Score	RPI	S	Opponent	Score	RPI	S	Opponent	Score		
				45	A	Marist	41 61	83	A	Hartford	45 64	127	H	Fairfield	59 63		
								86	H	Sacred Heart	62 50	170	A	Iona	60 65		
								87	A	McNeese St.	52 69	182	H	Monmouth	71 59		
												187	A	New Hampshire	42 57		
												189	H	Fordham	49 59		
												194	H	Canisius	73 51		
												203	H	Rider	59 45		
												238	A	Loyola Maryland	61 46		
												242	A	Lafayette	43 48		
												258	N	East Tenn. St.	86 53		
												279	H	Cornell	73 49		
												291	A	Army	43 58		
												315	A	NJIT	75 66		
												339	H	St. Francis (NY)	50 37		
LAST 12 Division I GAMES:																	
				45	A	Marist	41 61	170	A	Iona	60 65						
				127	H	Fairfield	59 63	194	H	Canisius	73 51						
				238	A	Loyola Maryland	61 46	279	H	Cornell	73 49						
				203	H	Rider	59 45	182	H	Monmouth	71 59						
				86	H	Sacred Heart	62 50	187	A	New Hampshire	42 57						
				339	H	St. Francis (NY)	50 37	242	A	Lafayette	43 48						

Non-Div I Games:

Manhattan

Average RPI Win:	166	WON-LOST	WINNING	LAST 12	STRENGTH OF	OPP. STRENGTH	TEAM	ADJ.	CONF.	ADJ CONF.
Average RPI Loss:	39	RECORD	PCT. RANK	GAMES	SCHEDULE	OF SCHEDULE	RPI	RPI	RPI	RPI
DIV. I ONLY	11- 6	92	8- 4	28	99	45	45	22	22	
DIV. I NON-CONF.	5- 6	189	2- 4	5	15	17	17	21	21	
TOTALS	RPI 1-25	RPI 26-50	W-L RECORDS	RPI 51-100	RPI 101-150	RPI 150+				
11- 6	0- 3	0- 2	OVERALL	3- 0	2- 1	6- 0				
5- 2	0- 2	0- 0	HOME	2- 0	0- 0	3- 0				
3- 4	0- 1	0- 2	AWAY	0- 0	1- 1	2- 0				
3- 0	0- 0	0- 0	NEUTRAL	1- 0	1- 0	1- 0				
5- 6	0- 3	0- 2	NON-CONFERENCE	3- 0	1- 1	1- 0				
2- 2	0- 2	0- 0	HOME	2- 0	0- 0	0- 0				
0- 4	0- 1	0- 2	AWAY	0- 0	0- 1	0- 0				
3- 0	0- 0	0- 0	NEUTRAL	1- 0	1- 0	1- 0				
6- 0	0- 0	0- 0	CONFERENCE	0- 0	1- 0	5- 0				
3- 0	0- 0	0- 0	HOME	0- 0	0- 0	3- 0				
3- 0	0- 0	0- 0	AWAY	0- 0	1- 0	2- 0				
0- 0	0- 0	0- 0	NEUTRAL	0- 0	0- 0	0- 0				

RPI 1-25				RPI 26-50				Team's RPI: 45	RPI 51-100				RPI 101+			
RPI	S	Opponent	Score	RPI	S	Opponent	Score		RPI	S	Opponent	Score	RPI	S	Opponent	Score
6	H	Kansas St.	56 57	30	A	Hofstra	69 71		82	N	South Dakota St.	57 49	111	A	Boston U.	36 49
19	H	Villanova	53 60	46	A	St. Bonaventure	56 67		83	H	Hartford	57 51	116	N	Auburn	69 61
22	A	Princeton	51 68						97	H	Yale	78 64	127	A	Fairfield	59 47
													151	N	Drake	50 47
													184	H	Manhattan	61 41
													194	H	Canisius	69 57
													203	A	Rider	82 56
													282	H	Niagara	63 44
													312	A	Saint Peter's	56 54
LAST 12 Division I GAMES:																
184	H	Manhattan	61 41	282	H	Niagara	63 44									
203	A	Rider	82 56	127	A	Fairfield	59 47									
194	H	Canisius	69 57	116	N	Auburn	69 61									
312	A	Saint Peter's	56 54	46	A	St. Bonaventure	56 67									
6	H	Kansas St.	56 57	111	A	Boston U.	36 49									
30	A	Hofstra	69 71	83	H	Hartford	57 51									

Non-Div I Games:

Marist

■ Loss,
 ■ Non-Conf, S Site,
 ■ Home
 ■ Away
 N Neutral

Average RPI Win:	151	WON-LOST	WINNING	LAST 12	STRENGTH OF	OPP. STRENGTH	TEAM	ADJ.	CONF.	ADJ CONF.
Average RPI Loss:	24	RECORD	PCT. RANK	GAMES	SCHEDULE	OF SCHEDULE	RPI	RPI	RPI	RPI
DIV. I ONLY	11- 6	92	8- 3	75	1	62	62	2	2	
DIV. I NON-CONF.	8- 4	90	5- 1	166	12	97	97	2	2	
TOTALS	RPI 1-25	RPI 26-50	W-L RECORDS	RPI 51-100	RPI 101-150	RPI 150+				
11- 6	1- 5	0- 0	OVERALL	2- 1	3- 0	5- 0				
8- 1	1- 1	0- 0	HOME	1- 0	2- 0	4- 0				
2- 3	0- 3	0- 0	AWAY	1- 0	1- 0	0- 0				
1- 2	0- 1	0- 0	NEUTRAL	0- 1	0- 0	1- 0				
8- 4	0- 3	0- 0	NON-CONFERENCE	1- 1	2- 0	5- 0				
6- 1	0- 1	0- 0	HOME	1- 0	1- 0	4- 0				
1- 1	0- 1	0- 0	AWAY	0- 0	1- 0	0- 0				
1- 2	0- 1	0- 0	NEUTRAL	0- 1	0- 0	1- 0				
3- 2	1- 2	0- 0	CONFERENCE	1- 0	1- 0	0- 0				
2- 0	1- 0	0- 0	HOME	0- 0	1- 0	0- 0				
1- 2	0- 2	0- 0	AWAY	1- 0	0- 0	0- 0				
0- 0	0- 0	0- 0	NEUTRAL	0- 0	0- 0	0- 0				

RPI 1-25				RPI 26-50				RPI 51-100 Team's RPI: 62				RPI 101+			
RPI	S	Opponent	Score	RPI	S	Opponent	Score	RPI	S	Opponent	Score	RPI	S	Opponent	Score
3	A	Notre Dame	42 95					52	A	St. John's (NY)	63 55	117	A	Toledo	69 60
15	A	Green Bay	50 66					66	N	Washington St.	52 65	125	H	Wisconsin	54 52
16	N	Michigan	51 71					82	H	South Dakota St.	59 51	128	H	Seton Hall	69 60
18	H	Georgia Tech	63 74									158	H	Mississippi Val.	69 61
19	H	Villanova	51 50									170	H	Iona	93 44
25	A	Louisville	53 70									235	H	Vermont	71 60
												261	H	Ark.-Pine Bluff	84 36
												309	N	Prairie View	71 51
LAST 12 Division I GAMES:															
128	H	Seton Hall	69 60	52	A	St. John's (NY)	63 55								
25	A	Louisville	53 70	19	H	Villanova	51 50								
117	A	Toledo	69 60	3	A	Notre Dame	42 95								
235	H	Vermont	71 60	261	H	Ark.-Pine Bluff	84 36								
82	H	South Dakota St.	59 51	15	A	Green Bay	50 66								
170	H	Iona	93 44	16	N	Michigan	51 71								

Non-Div I Games: New Orleans 96 35

Marquette

■ Loss,
 ■ Non-Conf,
 ■ S Site,
 ■ H Home
 ■ A Away
 N Neutral

Marshall

Through Games Of Sunday, January 15, 2012

Average RPI Win:	263	WON-LOST	WINNING	LAST 12	STRENGTH OF	OPP. STRENGTH	TEAM	ADJ.	CONF.	ADJ CONF.
Average RPI Loss:	165	RECORD	PCT. RANK	GAMES	SCHEDULE	OF SCHEDULE	RPI	RPI	RPI	RPI
DIV. I ONLY	11- 4	56	9- 2	331	208	175	175	11	11	
DIV. I NON-CONF.	8- 3	73	6- 1	327	230	176	176	19	19	
TOTALS	RPI 1-25	RPI 26-50	W-L RECORDS	RPI 51-100	RPI 101-150	RPI 150+				
11- 4	0- 0	0- 0	OVERALL	1- 1	0- 0	10- 3				
5- 2	0- 0	0- 0	HOME	1- 1	0- 0	4- 1				
5- 2	0- 0	0- 0	AWAY	0- 0	0- 0	5- 2				
1- 0	0- 0	0- 0	NEUTRAL	0- 0	0- 0	1- 0				
8- 3	0- 0	0- 0	NON-CONFERENCE	1- 1	0- 0	7- 2				
3- 1	0- 0	0- 0	HOME	1- 1	0- 0	2- 0				
4- 2	0- 0	0- 0	AWAY	0- 0	0- 0	4- 2				
1- 0	0- 0	0- 0	NEUTRAL	0- 0	0- 0	1- 0				
3- 1	0- 0	0- 0	CONFERENCE	0- 0	0- 0	3- 1				
2- 1	0- 0	0- 0	HOME	0- 0	0- 0	2- 1				
1- 0	0- 0	0- 0	AWAY	0- 0	0- 0	1- 0				
0- 0	0- 0	0- 0	NEUTRAL	0- 0	0- 0	0- 0				

RPI 1-25			RPI 26-50			RPI 51-100			RPI 101+			Team's RPI: 175
RPI	S	Opponent	Score	RPI	S	Opponent	Score	RPI	S	Opponent	Score	
						65 H Miami (OH)	49 56	164 H SMU			53 55	
						99 H Cincinnati	55 47	168 A Furman			54 62	
								202 H Tulsa			63 45	
								247 A Ball St.			60 58	
								251 H Longwood			62 48	
								263 A Ohio			56 68	
								275 A Morehead St.			83 66	
								288 A Evansville			60 48	
								290 H Southern Miss.			55 44	
								296 A Tennessee Tech			73 68	
								305 A Houston			65 41	
								317 H Kent St.			93 55	
								324 N Chicago St.			72 48	
LAST 12 Division I GAMES:												
202	H	Tulsa	63 45	164	H	SMU	53 55					
305	A	Houston	65 41	290	H	Southern Miss.	55 44					
247	A	Ball St.	60 58	99	H	Cincinnati	55 47					
296	A	Tennessee Tech	73 68	288	A	Evansville	60 48					
168	A	Furman	54 62	324	N	Chicago St.	72 48					
251	H	Longwood	62 48	275	A	Morehead St.	83 66					

Non-Div I Games: Neb. Omaha 54 48

Marshall

Loss, Non-Conf, S Site, H Home A Away N Neutral

Maryland

Average RPI Win:	136	WON-LOST	WINNING	LAST 12	STRENGTH OF	OPP. STRENGTH	TEAM	ADJ.	CONF.	ADJ CONF.
Average RPI Loss:	11	RECORD	PCT. RANK	GAMES	SCHEDULE	OF SCHEDULE	RPI	RPI	RPI	RPI
DIV. I ONLY	16- 1	5	11- 1	26	63	7	7	6	6	
DIV. I NON-CONF.	13- 0	1	8- 0	50	125	12	12	4	4	
TOTALS	RPI 1-25	RPI 26-50	W-L RECORDS	RPI 51-100	RPI 101-150	RPI 150+				
16- 1	3- 1	3- 0	OVERALL	1- 0	1- 0	8- 0				
9- 0	3- 0	2- 0	HOME	1- 0	0- 0	3- 0				
6- 1	0- 1	1- 0	AWAY	0- 0	1- 0	4- 0				
1- 0	0- 0	0- 0	NEUTRAL	0- 0	0- 0	1- 0				
13- 0	2- 0	2- 0	NON-CONFERENCE	1- 0	1- 0	7- 0				
8- 0	2- 0	2- 0	HOME	1- 0	0- 0	3- 0				
4- 0	0- 0	0- 0	AWAY	0- 0	1- 0	3- 0				
1- 0	0- 0	0- 0	NEUTRAL	0- 0	0- 0	1- 0				
3- 1	1- 1	1- 0	CONFERENCE	0- 0	0- 0	1- 0				
1- 0	1- 0	0- 0	HOME	0- 0	0- 0	0- 0				
2- 1	0- 1	1- 0	AWAY	0- 0	0- 0	1- 0				
0- 0	0- 0	0- 0	NEUTRAL	0- 0	0- 0	0- 0				

RPI	S	Opponent	Score	RPI	S	Opponent	Score	RPI	S	Opponent	Score	RPI	S	Opponent	Score
8	H	Delaware	85 76	26	H	Georgetown	72 53	53	H	Saint Joseph's	94 71	143	A	UMBC	70 59
11	A	Miami (FL)	63 75	42	H	Towson	82 46					155	A	North Carolina	78 72
16	H	Michigan	74 65	49	A	Florida St.	91 70					166	A	FIU	84 52
18	H	Georgia Tech	77 74									169	A	American	76 42
												223	A	George Mason	78 50
												238	H	Loyola Maryland	84 46
												242	H	Lafayette	84 36
												300	N	CSU Bakersfield	114 83
												331	H	Delaware St.	108 33
LAST 12 Division I GAMES:															
18	H	Georgia Tech	77 74	11	A	Miami (FL)	63 75								
49	A	Florida St.	91 70	155	A	North Carolina	78 72								
8	H	Delaware	85 76	169	A	American	76 42								
242	H	Lafayette	84 36	16	H	Michigan	74 65								
223	A	George Mason	78 50	300	N	CSU Bakersfield	114 83								
331	H	Delaware St.	108 33	166	A	FIU	84 52								

M
a
r
y
l
a
n
d

M
a
r
y
l
a
n
d

Non-Div I Games:

Maryland

Loss, Non-Conf, S Site, H Home A Away N Neutral

Massachusetts

Through Games Of Sunday, January 15, 2012

Average RPI Win:	257	WON-LOST	WINNING	LAST 12	STRENGTH OF	OPP. STRENGTH	TEAM	ADJ.	CONF.	ADJ CONF.
Average RPI Loss:	119	RECORD	PCT. RANK	GAMES	SCHEDULE	OF SCHEDULE	RPI	RPI	RPI	RPI
DIV. I ONLY	6- 12	247	5- 7	151	182	218	218	9	9	
DIV. I NON-CONF.	5- 10	238	4- 5	157	227	226	226	9	9	
TOTALS	RPI 1-25	RPI 26-50	W-L RECORDS	RPI 51-100	RPI 101-150	RPI 150+				
6- 12	0- 0	0- 2	OVERALL	0- 4	1- 3	5- 3				
2- 6	0- 0	0- 1	HOME	0- 2	1- 2	1- 1				
3- 6	0- 0	0- 1	AWAY	0- 2	0- 1	3- 2				
1- 0	0- 0	0- 0	NEUTRAL	0- 0	0- 0	1- 0				
5- 10	0- 0	0- 1	NON-CONFERENCE	0- 3	1- 3	4- 3				
2- 4	0- 0	0- 0	HOME	0- 1	1- 2	1- 1				
2- 6	0- 0	0- 1	AWAY	0- 2	0- 1	2- 2				
1- 0	0- 0	0- 0	NEUTRAL	0- 0	0- 0	1- 0				
1- 2	0- 0	0- 1	CONFERENCE	0- 1	0- 0	1- 0				
0- 2	0- 0	0- 1	HOME	0- 1	0- 0	0- 0				
1- 0	0- 0	0- 0	AWAY	0- 0	0- 0	1- 0				
0- 0	0- 0	0- 0	NEUTRAL	0- 0	0- 0	0- 0				

RPI S	Opponent	Score	RPI S	Opponent	Score	RPI S	Opponent	Score	RPI S	Opponent	Score	Team's RPI: 218
36	H Richmond	54 73	37	A Virginia	38 53	53	H Saint Joseph's	58 86	111	H Boston U.	55 49	
						65	A Miami (OH)	56 81	134	A Holy Cross	64 76	
						80	A Quinnipiac	63 66	140	H Ole Miss	67 72	
						81	H Providence	45 66	145	H Harvard	47 68	
									190	A Boston College	64 80	
									223	A George Mason	52 55	
									228	N Elon	76 56	
									237	A Binghamton	64 55	
									243	H Central Conn. St.	55 58	
									310	A Rhode Island	46 39	
									326	H Maine	63 54	
									329	A Siena	58 53	
LAST 12 Division I GAMES:												
53	H Saint Joseph's	58 86	36	H Richmond	54 73							
145	H Harvard	47 68	310	A Rhode Island	46 39							
37	A Virginia	38 53	326	H Maine	63 54							
228	N Elon	76 56	81	H Providence	45 66							
329	A Siena	58 53	190	A Boston College	64 80							
237	A Binghamton	64 55	223	A George Mason	52 55							

Non-Div I Games:

Massachusetts

Loss, Non-Conf, S Site, H Home A Away N Neutral

Average RPI Win:	231	WON-LOST	WINNING	LAST 12	STRENGTH OF	OPP. STRENGTH	TEAM	ADJ.	CONF.	ADJ CONF.
Average RPI Loss:	26	RECORD	PCT. RANK	GAMES	SCHEDULE	OF SCHEDULE	RPI	RPI	RPI	RPI
DIV. I ONLY	10- 4	64	6- 3	186	98	87	87	24	24	
DIV. I NON-CONF.	7- 4	99	3- 3	173	41	69	69	26	26	
TOTALS	RPI 1-25	RPI 26-50	W-L RECORDS	RPI 51-100	RPI 101-150	RPI 150+				
10- 4	0- 3	0- 0	OVERALL	1- 1	1- 0	8- 0				
6- 1	0- 1	0- 0	HOME	1- 0	1- 0	4- 0				
3- 3	0- 2	0- 0	AWAY	0- 1	0- 0	3- 0				
1- 0	0- 0	0- 0	NEUTRAL	0- 0	0- 0	1- 0				
7- 4	0- 3	0- 0	NON-CONFERENCE	1- 1	0- 0	6- 0				
3- 1	0- 1	0- 0	HOME	1- 0	0- 0	2- 0				
3- 3	0- 2	0- 0	AWAY	0- 1	0- 0	3- 0				
1- 0	0- 0	0- 0	NEUTRAL	0- 0	0- 0	1- 0				
3- 0	0- 0	0- 0	CONFERENCE	0- 0	1- 0	2- 0				
3- 0	0- 0	0- 0	HOME	0- 0	1- 0	2- 0				
0- 0	0- 0	0- 0	AWAY	0- 0	0- 0	0- 0				
0- 0	0- 0	0- 0	NEUTRAL	0- 0	0- 0	0- 0				

RPI	S	Opponent	Score	RPI	S	Opponent	Score	RPI	S	Opponent	Score	RPI	S	Opponent	Score
2	A	Baylor	50 90					69	A	UCLA	59 67	139	H	Lamar	58 45
10	A	Texas A&M	62 72					84	H	UAB	61 56	184	H	Manhattan	69 52
23	H	LSU	43 64									193	N	Tex.-Pan American	67 46
												217	H	Texas St.	72 41
												268	A	La.-Monroe	68 60
												284	H	La.-Lafayette	80 59
												305	A	Houston	72 59
												318	H	A&M-Corpus Christi	66 51
												322	A	Texas Southern	70 37
LAST 12 Division I GAMES:															
318	H	A&M-Corpus Christi	66 51	217	H	Texas St.	72 41								
10	A	Texas A&M	62 72	139	H	Lamar	58 45								
2	A	Baylor	50 90	305	A	Houston	72 59								
23	H	LSU	43 64	193	N	Tex.-Pan American	67 46								
322	A	Texas Southern	70 37	284	H	La.-Lafayette	80 59								
268	A	La.-Monroe	68 60	84	H	UAB	61 56								

Non-Div I Games: Centenary (LA) 89 32 Southern-N.O. 78 23 Wiley 82 54

McNeese St.

Average RPI Win:	262	WON-LOST	WINNING	LAST 12	STRENGTH OF	OPP. STRENGTH	TEAM	ADJ.	CONF.	ADJ CONF.
Average RPI Loss:	123	RECORD	PCT. RANK	GAMES	SCHEDULE	OF SCHEDULE	RPI	RPI	RPI	RPI
DIV. I ONLY	4- 9	261	4- 7	196	131	205	205	26	26	
DIV. I NON-CONF.	2- 8	290	2- 6	56	82	136	136	24	24	
TOTALS	RPI 1-25	RPI 26-50	W-L RECORDS	RPI 51-100	RPI 101-150	RPI 150+				
4- 9	0- 0	0- 3	OVERALL	0- 1	0- 2	4- 3				
1- 2	0- 0	0- 0	HOME	0- 0	0- 0	1- 2				
3- 7	0- 0	0- 3	AWAY	0- 1	0- 2	3- 1				
0- 0	0- 0	0- 0	NEUTRAL	0- 0	0- 0	0- 0				
2- 8	0- 0	0- 3	NON-CONFERENCE	0- 1	0- 2	2- 2				
0- 2	0- 0	0- 0	HOME	0- 0	0- 0	0- 2				
2- 6	0- 0	0- 3	AWAY	0- 1	0- 2	2- 0				
0- 0	0- 0	0- 0	NEUTRAL	0- 0	0- 0	0- 0				
2- 1	0- 0	0- 0	CONFERENCE	0- 0	0- 0	2- 1				
1- 0	0- 0	0- 0	HOME	0- 0	0- 0	1- 0				
1- 1	0- 0	0- 0	AWAY	0- 0	0- 0	1- 1				
0- 0	0- 0	0- 0	NEUTRAL	0- 0	0- 0	0- 0				

RPI 1-25				RPI 26-50				RPI 51-100				RPI 101+				Team's RPI: 205	
RPI	S	Opponent	Score	RPI	S	Opponent	Score	RPI	S	Opponent	Score	RPI	S	Opponent	Score		
				28	A	Penn St.	51 76	93	A	Wake Forest	45 77	102	A	South Fla.	50 71		
				32	A	James Madison	53 61					143	A	UMBC	60 65		
				42	A	Towson	45 58					169	A	American	39 37		
												194	H	Canisius	43 45		
												211	H	Mt. St. Mary's	44 63		
												216	A	Old Dominion	63 59		
												262	A	Norfolk St.	58 61		
												331	A	Delaware St.	69 56		
												331	H	Delaware St.	60 32		
LAST 12 Division I GAMES:																	
				93	A	Wake Forest	45 77	331	A	Delaware St.	69 56						
				216	A	Old Dominion	63 59	262	A	Norfolk St.	58 61						
				102	A	South Fla.	50 71	331	H	Delaware St.	60 32						
				42	A	Towson	45 58	169	A	American	39 37						
				28	A	Penn St.	51 76	194	H	Canisius	43 45						
				143	A	UMBC	60 65	32	A	James Madison	53 61						

Non-Div I Games: Elizabeth City St. 55 62

Md.-East. Shore

Loss, Non-Conf, S Site, H Home A Away N Neutral

Average RPI Win:	227	WON-LOST	WINNING	LAST 12	STRENGTH OF	OPP. STRENGTH	TEAM	ADJ.	CONF.	ADJ CONF.
Average RPI Loss:	72	RECORD	PCT. RANK	GAMES	SCHEDULE	OF SCHEDULE	RPI	RPI	RPI	RPI
DIV. I ONLY	12- 4	48	9- 3	313	48	119	119	11	11	
DIV. I NON-CONF.	10- 3	50	7- 2	334	40	153	153	19	19	
TOTALS	RPI 1-25	RPI 26-50	W-L RECORDS	RPI 51-100	RPI 101-150	RPI 150+				
12- 4	0- 0	0- 0	OVERALL	1- 3	2- 1	9- 0				
10- 0	0- 0	0- 0	HOME	1- 0	2- 0	7- 0				
1- 4	0- 0	0- 0	AWAY	0- 3	0- 1	1- 0				
1- 0	0- 0	0- 0	NEUTRAL	0- 0	0- 0	1- 0				
10- 3	0- 0	0- 0	NON-CONFERENCE	0- 2	2- 1	8- 0				
8- 0	0- 0	0- 0	HOME	0- 0	2- 0	6- 0				
1- 3	0- 0	0- 0	AWAY	0- 2	0- 1	1- 0				
1- 0	0- 0	0- 0	NEUTRAL	0- 0	0- 0	1- 0				
2- 1	0- 0	0- 0	CONFERENCE	1- 1	0- 0	1- 0				
2- 0	0- 0	0- 0	HOME	1- 0	0- 0	1- 0				
0- 1	0- 0	0- 0	AWAY	0- 1	0- 0	0- 0				
0- 0	0- 0	0- 0	NEUTRAL	0- 0	0- 0	0- 0				

RPI 1-25				RPI 26-50				RPI 51-100				RPI 101+				Team's RPI: 119	
RPI	S	Opponent	Score	RPI	S	Opponent	Score	RPI	S	Opponent	Score	RPI	S	Opponent	Score		
								52	A	St. John's (NY)	60	64	104	A	Illinois	54	62
								57	H	Tulane	61	59	128	H	Seton Hall	82	73
								61	A	Missouri	48	58	147	H	UT Martin	90	69
								70	A	UTEP	60	66	174	A	UALR	81	66
													221	N	Louisiana Tech	86	67
													236	H	East Carolina	62	59
													261	H	Ark.-Pine Bluff	89	60
													272	H	Saint Louis	63	60
													280	H	Tennessee St.	88	64
													293	H	Belmont	79	40
													320	H	Texas-Arlington	77	60
													332	H	Southeastern La.	80	44
LAST 12 Division I GAMES:																	
				57	H	Tulane	61	59	236	H	East Carolina	62	59				
				128	H	Seton Hall	82	73	70	A	UTEP	60	66				
				61	A	Missouri	48	58	147	H	UT Martin	90	69				
				52	A	St. John's (NY)	60	64	280	H	Tennessee St.	88	64				
				221	N	Louisiana Tech	86	67	320	H	Texas-Arlington	77	60				
				174	A	UALR	81	66	332	H	Southeastern La.	80	44				

Non-Div I Games:

Memphis

Average RPI Win: 255	WON-LOST	WINNING	LAST 12	STRENGTH OF	OPP. STRENGTH	TEAM	ADJ.	CONF.	ADJ CONF.
Average RPI Loss: 180	RECORD	PCT. RANK	GAMES	SCHEDULE	OF SCHEDULE	RPI	RPI	RPI	RPI
DIV. I ONLY	3- 15	315	2- 10	233	223	307	307	30	30
DIV. I NON-CONF.	2- 9	296	1- 4	160	123	288	288	28	28
TOTALS	RPI 1-25	RPI 26-50	W-L RECORDS	RPI 51-100	RPI 101-150	RPI 150+			
3- 15	0- 2	0- 0	OVERALL	0- 2	1- 3	2- 8			
1- 8	0- 2	0- 0	HOME	0- 1	0- 2	1- 3			
2- 7	0- 0	0- 0	AWAY	0- 1	1- 1	1- 5			
0- 0	0- 0	0- 0	NEUTRAL	0- 0	0- 0	0- 0			
2- 9	0- 2	0- 0	NON-CONFERENCE	0- 1	1- 2	1- 4			
1- 5	0- 2	0- 0	HOME	0- 0	0- 1	1- 2			
1- 4	0- 0	0- 0	AWAY	0- 1	1- 1	0- 2			
0- 0	0- 0	0- 0	NEUTRAL	0- 0	0- 0	0- 0			
1- 6	0- 0	0- 0	CONFERENCE	0- 1	0- 1	1- 4			
0- 3	0- 0	0- 0	HOME	0- 1	0- 1	0- 1			
1- 3	0- 0	0- 0	AWAY	0- 0	0- 0	1- 3			
0- 0	0- 0	0- 0	NEUTRAL	0- 0	0- 0	0- 0			

RPI 1-25				RPI 26-50				RPI 51-100				RPI 101+ Team's RPI: 307			
RPI	S	Opponent	Score	RPI	S	Opponent	Score	RPI	S	Opponent	Score	RPI	S	Opponent	Score
3	H	Notre Dame	42 128					88	H	Fla. Gulf Coast	50 98	105	A	Davidson	60 75
24	H	Georgia	43 80					93	A	Wake Forest	44 90	116	H	Auburn	43 77
												118	H	Stetson	84 89
												133	A	High Point	75 67
												212	A	UCF	43 72
												220	H	Winthrop	74 88
												249	H	Kennesaw St.	51 75
												258	A	East Tenn. St.	46 72
												260	H	Ga. Southern	55 57
												293	A	Belmont	64 61
												302	A	S.C. Upstate	56 77
												321	A	UNC Asheville	75 76
												335	A	Lipscomb	70 80
												338	H	Troy	69 59
LAST 12 Division I GAMES:															
258	A	East Tenn. St.	46 72	249	H	Kennesaw St.	51 75								
118	H	Stetson	84 89	302	A	S.C. Upstate	56 77								
88	H	Fla. Gulf Coast	50 98	338	H	Troy	69 59								
3	H	Notre Dame	42 128	24	H	Georgia	43 80								
220	H	Winthrop	74 88	293	A	Belmont	64 61								
321	A	UNC Asheville	75 76	335	A	Lipscomb	70 80								

Non-Div I Games:

Mercer

Team (1-2)				Through Games Of Sunday, January 19, 2014						
Average RPI Win:	121	WON-LOST	WINNING	LAST 12	STRENGTH OF	OPP. STRENGTH	TEAM	ADJ.	CONF.	ADJ CONF.
Average RPI Loss:	61	RECORD	PCT. RANK	GAMES	SCHEDULE	OF SCHEDULE	RPI	RPI	RPI	RPI
DIV. I ONLY	14- 3	23	10- 2	25	15	11	11	6	6	
DIV. I NON-CONF.	10- 2	32	6- 1	63	22	20	20	4	4	

TOTALS	RPI 1-25	RPI 26-50		W-L RECORDS		RPI 51-100	RPI 101-150	RPI 150+		
14- 3	3- 1	2- 1		OVERALL		2- 0	3- 0	4- 1		
10- 0	2- 0	1- 0		HOME		1- 0	2- 0	4- 0		
3- 3	1- 1	1- 1		AWAY		1- 0	0- 0	0- 1		
1- 0	0- 0	0- 0		NEUTRAL		0- 0	1- 0	0- 0		
10- 2	1- 1	0- 1		NON-CONFERENCE		2- 0	3- 0	4- 0		
8- 0	1- 0	0- 0		HOME		1- 0	2- 0	4- 0		
1- 2	0- 1	0- 1		AWAY		1- 0	0- 0	0- 0		
1- 0	0- 0	0- 0		NEUTRAL		0- 0	1- 0	0- 0		
4- 1	2- 0	2- 0		CONFERENCE		0- 0	0- 0	0- 1		
2- 0	1- 0	1- 0		HOME		0- 0	0- 0	0- 0		
2- 1	1- 0	1- 0		AWAY		0- 0	0- 0	0- 1		
0- 0	0- 0	0- 0		NEUTRAL		0- 0	0- 0	0- 0		

RPI 1-25				Team's RPI: 11		RPI 26-50				RPI 51-100				RPI 101+					
RPI	S	Opponent	Score		RPI	S	Opponent	Score		RPI	S	Opponent	Score		RPI	S	Opponent	Score	
1	A	Tennessee	76	92	26	A	Georgetown	46	71	76	A	Michigan St.	76	60	102	N	South Fla.	92	72
7	H	Maryland	75	63	49	A	Florida St.	60	57	85	H	VCU	91	61	134	H	Holy Cross	89	49
9	H	Rutgers	92	81	50	H	North Carolina St.	78	68						140	H	Ole Miss	76	48
18	A	Georgia Tech	77	65											155	A	North Carolina	63	65
															193	H	Tex.-Pan American	83	37
															251	H	Longwood	92	43
															268	H	La.-Monroe	103	39
															309	H	Prairie View	107	26
LAST 12 Division I GAMES:																			
					18	A	Georgia Tech	77	65	49	A	Florida St.	60	57					
					50	H	North Carolina St.	78	68	7	H	Maryland	75	63					
					155	A	North Carolina	63	65	268	H	La.-Monroe	103	39					
					85	H	VCU	91	61	140	H	Ole Miss	76	48					
					134	H	Holy Cross	89	49	9	H	Rutgers	92	81					
					26	A	Georgetown	46	71	76	A	Michigan St.	76	60					

Non-Div I Games:	Alas. Anchorage	72	55
------------------	-----------------	----	----

Miami (FL)

■ Loss, ■ Non-Conf, S Site, H Home A Away N Neutral

Average RPI Win:	212	WON-LOST	WINNING	LAST 12	STRENGTH OF	OPP. STRENGTH	TEAM	ADJ.	CONF.	ADJ CONF.
Average RPI Loss:	77	RECORD	PCT. RANK	GAMES	SCHEDULE	OF SCHEDULE	RPI	RPI	RPI	RPI
DIV. I ONLY	14- 3	23	11- 1	219	187	65	65	14	14	
DIV. I NON-CONF.	10- 3	50	7- 1	137	206	41	41	16	16	
TOTALS	RPI 1-25	RPI 26-50	W-L RECORDS	RPI 51-100	RPI 101-150	RPI 150+				
14- 3	0- 0	0- 1	OVERALL	1- 1	0- 1	13- 0				
10- 0	0- 0	0- 0	HOME	1- 0	0- 0	9- 0				
4- 3	0- 0	0- 1	AWAY	0- 1	0- 1	4- 0				
0- 0	0- 0	0- 0	NEUTRAL	0- 0	0- 0	0- 0				
10- 3	0- 0	0- 1	NON-CONFERENCE	1- 1	0- 1	9- 0				
8- 0	0- 0	0- 0	HOME	1- 0	0- 0	7- 0				
2- 3	0- 0	0- 1	AWAY	0- 1	0- 1	2- 0				
0- 0	0- 0	0- 0	NEUTRAL	0- 0	0- 0	0- 0				
4- 0	0- 0	0- 0	CONFERENCE	0- 0	0- 0	4- 0				
2- 0	0- 0	0- 0	HOME	0- 0	0- 0	2- 0				
2- 0	0- 0	0- 0	AWAY	0- 0	0- 0	2- 0				
0- 0	0- 0	0- 0	NEUTRAL	0- 0	0- 0	0- 0				

RPI 1-25				RPI 26-50				RPI 51-100				Team's RPI: 65		RPI 101+			
RPI	S	Opponent	Score	RPI	S	Opponent	Score	RPI	S	Opponent	Score			RPI	S	Opponent	Score
				48	A	Duquesne	63 64	64	A	Temple	36 70			118	A	Stetson	62 71
								99	H	Cincinnati	74 69			153	H	Wright St.	70 63
														170	H	Iona	92 77
														172	A	Robert Morris	61 50
														175	A	Marshall	56 49
														186	A	Akron	95 85
														197	H	Buffalo	72 51
														198	H	Indiana	77 72
														210	H	Northeastern	75 55
														218	H	Massachusetts	81 56
														263	A	Ohio	67 47
														286	H	Eastern Ky.	60 55
														317	H	Kent St.	73 55
														324	H	Chicago St.	74 60
LAST 12 Division I GAMES:																	
				197	H	Buffalo	72 51	263	A	Ohio	67 47						
				186	A	Akron	95 85	317	H	Kent St.	73 55						
				172	A	Robert Morris	61 50	153	H	Wright St.	70 63						
				324	H	Chicago St.	74 60	286	H	Eastern Ky.	60 55						
				210	H	Northeastern	75 55	48	A	Duquesne	63 64						
				99	H	Cincinnati	74 69	170	H	Iona	92 77						

Non-Div I Games:

Miami (OH)

Michigan

Average RPI Win: 123

Average RPI Loss: 53

WON-LOST

WINNING

LAST 12

Through Games Of Sunday, January 15, 2012

STRENGTH OF

OPP. STRENGTH

TEAM

ADJ.

CONF.

ADJ CONF.

RECORD

PCT. RANK

GAMES

SCHEDULE

OF SCHEDULE

RPI

RPI

RPI

RPI

DIV. I ONLY

14- 4

35

8- 4

35

22

16

16

4

4

DIV. I NON-CONF.

11- 2

24

5- 2

59

27

23

23

3

3

TOTALS

RPI 1-25

RPI 26-50

W-L RECORDS

RPI 51-100

RPI 101-150

RPI 150+

14- 4

1- 1

1- 1

OVERALL

3- 2

6- 0

3- 0

7- 0

1- 0

0- 0

HOME

1- 0

4- 0

1- 0

4- 4

0- 1

1- 1

AWAY

0- 2

2- 0

1- 0

3- 0

0- 0

0- 0

NEUTRAL

2- 0

0- 0

1- 0

11- 2

0- 1

1- 0

NON-CONFERENCE

3- 1

4- 0

3- 0

5- 0

0- 0

0- 0

HOME

1- 0

3- 0

1- 0

3- 2

0- 1

1- 0

AWAY

0- 1

1- 0

1- 0

3- 0

0- 0

0- 0

NEUTRAL

2- 0

0- 0

1- 0

3- 2

1- 0

0- 1

CONFERENCE

0- 1

2- 0

0- 0

2- 0

1- 0

0- 0

HOME

0- 0

1- 0

0- 0

1- 2

0- 0

0- 1

AWAY

0- 1

1- 0

0- 0

0- 0

0- 0

0- 0

NEUTRAL

0- 0

0- 0

0- 0

RPI 1-25

Team's RPI: 16

RPI 26-50

RPI 51-100

RPI 101+

RPI S Opponent Score

7 A Maryland 65 74

13 H Ohio St. 73 62

RPI S Opponent Score

28 A Penn St. 63 78

29 A Florida 69 66

RPI S Opponent Score

62 N Marquette 71 51

66 N Washington St. 69 39

76 A Michigan St. 55 60

92 H Iowa St. 56 49

100 A Eastern Mich. 64 77

RPI S Opponent Score

104 A Illinois 70 50

110 H Minnesota 61 57

121 H Indiana St. 72 44

128 A Seton Hall 51 47

136 H Illinois St. 76 59

142 H Utah 55 50

172 A Detroit 61 51

231 H Fla. Atlantic 73 51

309 N Prairie View 59 53

LAST 12 Division I GAMES:

13 H Ohio St. 73 62 110 H Minnesota 61 57

76 A Michigan St. 55 60 28 A Penn St. 63 78

104 A Illinois 70 50 172 A Detroit 61 51

136 H Illinois St. 76 59 92 H Iowa St. 56 49

121 H Indiana St. 72 44 7 A Maryland 65 74

100 A Eastern Mich. 64 77 62 N Marquette 71 51

Michigan

Michigan

Non-Div I Games:

Michigan

Loss, Non-Conf, S Site, H Home A Away N Neutral

Page 165

Average RPI Win:	184	WON-LOST	WINNING	LAST 12	STRENGTH OF	OPP. STRENGTH	TEAM	ADJ.	CONF.	ADJ CONF.
Average RPI Loss:	54	RECORD	PCT. RANK	GAMES	SCHEDULE	OF SCHEDULE	RPI	RPI	RPI	RPI
DIV. I ONLY	12- 6	78	8- 4	90	52	76	76	4	4	
DIV. I NON-CONF.	8- 5	107	4- 3	149	84	102	102	3	3	
TOTALS	RPI 1-25	RPI 26-50	W-L RECORDS	RPI 51-100	RPI 101-150	RPI 150+				
12- 6	1- 3	1- 0	OVERALL	1- 2	0- 1	9- 0				
7- 2	1- 2	0- 0	HOME	1- 0	0- 0	5- 0				
3- 2	0- 0	1- 0	AWAY	0- 2	0- 0	2- 0				
2- 2	0- 1	0- 0	NEUTRAL	0- 0	0- 1	2- 0				
8- 5	0- 2	0- 0	NON-CONFERENCE	1- 2	0- 1	7- 0				
5- 1	0- 1	0- 0	HOME	1- 0	0- 0	4- 0				
1- 2	0- 0	0- 0	AWAY	0- 2	0- 0	1- 0				
2- 2	0- 1	0- 0	NEUTRAL	0- 0	0- 1	2- 0				
4- 1	1- 1	1- 0	CONFERENCE	0- 0	0- 0	2- 0				
2- 1	1- 1	0- 0	HOME	0- 0	0- 0	1- 0				
2- 0	0- 0	1- 0	AWAY	0- 0	0- 0	1- 0				
0- 0	0- 0	0- 0	NEUTRAL	0- 0	0- 0	0- 0				

RPI 1-25				RPI 26-50				RPI 51-100 Team's RPI: 76				RPI 101+			
RPI	S	Opponent	Score	RPI	S	Opponent	Score	RPI	S	Opponent	Score	RPI	S	Opponent	Score
11	H	Miami (FL)	60 76	28	A	Penn St.	75 65	55	A	Texas	53 61	135	N	Pittsburgh	54 64
13	H	Ohio St.	56 64					88	A	Fla. Gulf Coast	58 59	172	H	Detroit	64 41
16	H	Michigan	60 55					100	H	Eastern Mich.	60 59	179	H	Oakland	67 42
19	N	Villanova	64 75									198	A	Indiana	63 49
												198	H	Indiana	67 47
												219	A	Milwaukee	70 57
												250	N	Colorado St.	72 45
												266	H	IPFW	62 56
												274	N	N.C. A&T	113 60
												304	H	Western Mich.	80 45
LAST 12 Division I GAMES:															
28	A	Penn St.	75 65	13	H	Ohio St.	56 64								
16	H	Michigan	60 55	198	H	Indiana	67 47								
198	A	Indiana	63 49	172	H	Detroit	64 41								
135	N	Pittsburgh	54 64	100	H	Eastern Mich.	60 59								
250	N	Colorado St.	72 45	11	H	Miami (FL)	60 76								
55	A	Texas	53 61	179	H	Oakland	67 42								

Non-Div I Games:

Michigan St.

■ Loss,
 ■ Non-Conf, S Site,
 ■ Home
 ■ Away
 N Neutral

Average RPI Win:	202	WON-LOST	WINNING	LAST 12	STRENGTH OF	OPP. STRENGTH	TEAM	ADJ.	CONF.	ADJ CONF.
Average RPI Loss:	30	RECORD	PCT. RANK	GAMES	SCHEDULE	OF SCHEDULE	RPI	RPI	RPI	RPI
DIV. I ONLY	14- 5	55	10- 2	102	69	56	56	21	21	
DIV. I NON-CONF.	8- 5	107	4- 2	74	7	36	36	20	20	
TOTALS	RPI 1-25	RPI 26-50	W-L RECORDS	RPI 51-100	RPI 101-150	RPI 150+				
14- 5	1- 2	0- 2	OVERALL	2- 1	1- 0	10- 0				
8- 2	1- 1	0- 0	HOME	1- 1	1- 0	5- 0				
5- 3	0- 1	0- 2	AWAY	0- 0	0- 0	5- 0				
1- 0	0- 0	0- 0	NEUTRAL	1- 0	0- 0	0- 0				
8- 5	1- 2	0- 2	NON-CONFERENCE	2- 1	0- 0	5- 0				
5- 2	1- 1	0- 0	HOME	1- 1	0- 0	3- 0				
2- 3	0- 1	0- 2	AWAY	0- 0	0- 0	2- 0				
1- 0	0- 0	0- 0	NEUTRAL	1- 0	0- 0	0- 0				
6- 0	0- 0	0- 0	CONFERENCE	0- 0	1- 0	5- 0				
3- 0	0- 0	0- 0	HOME	0- 0	1- 0	2- 0				
3- 0	0- 0	0- 0	AWAY	0- 0	0- 0	3- 0				
0- 0	0- 0	0- 0	NEUTRAL	0- 0	0- 0	0- 0				

RPI 1-25				RPI 26-50				RPI 51-100 Team's RPI: 56				RPI 101+			
RPI	S	Opponent	Score	RPI	S	Opponent	Score	RPI	S	Opponent	Score	RPI	S	Opponent	Score
1	A	Tennessee	43 82	28	A	Penn St.	49 65	73	H	Arkansas	53 59	148	H	South Ala.	60 39
14	H	Kentucky	70 58	32	A	James Madison	46 60	82	H	South Dakota St.	59 49	166	A	FIU	74 60
18	H	Georgia Tech	47 58					89	N	UNC Wilmington	79 60	166	H	FIU	58 53
												198	A	Xavier	65 49
												231	A	Fla. Atlantic	55 37
												258	A	East Tenn. St.	78 63
												276	H	Austin Peay	69 63
												280	H	Tennessee St.	94 53
												284	H	La.-Lafayette	104 53
												296	H	Tennessee Tech	74 55
												338	A	Troy	72 66
LAST 12 Division I GAMES:															
284	H	La.-Lafayette	104 53	231	A	Fla. Atlantic	55 37								
338	A	Troy	72 66	166	A	FIU	74 60								
148	H	South Ala.	60 39	18	H	Georgia Tech	47 58								
14	H	Kentucky	70 58	198	A	Xavier	65 49								
166	H	FIU	58 53	276	H	Austin Peay	69 63								
280	H	Tennessee St.	94 53	73	H	Arkansas	53 59								

Non-Div I Games:

Middle Tenn.

■ Loss,
 ■ Non-Conf, S Site,
 ■ Home
 ■ Away
 N Neutral

Average RPI Win: 214	WON-LOST	WINNING	LAST 12	STRENGTH OF	OPP. STRENGTH	TEAM	ADJ.	CONF.	ADJ CONF.
Average RPI Loss: 126	RECORD	PCT. RANK	GAMES	SCHEDULE	OF SCHEDULE	RPI	RPI	RPI	RPI
DIV. I ONLY	4- 11	281	4- 8	114	108	219	219	13	13
DIV. I NON-CONF.	4- 6	211	4- 3	169	62	247	247	18	18
TOTALS	RPI 1-25	RPI 26-50	W-L RECORDS	RPI 51-100	RPI 101-150	RPI 150+			
4- 11	0- 2	0- 1	OVERALL	0- 1	2- 1	2- 6			
2- 5	0- 1	0- 0	HOME	0- 1	1- 1	1- 2			
2- 6	0- 1	0- 1	AWAY	0- 0	1- 0	1- 4			
0- 0	0- 0	0- 0	NEUTRAL	0- 0	0- 0	0- 0			
4- 6	0- 1	0- 1	NON-CONFERENCE	0- 1	2- 1	2- 2			
2- 2	0- 0	0- 0	HOME	0- 1	1- 1	1- 0			
2- 4	0- 1	0- 1	AWAY	0- 0	1- 0	1- 2			
0- 0	0- 0	0- 0	NEUTRAL	0- 0	0- 0	0- 0			
0- 5	0- 1	0- 0	CONFERENCE	0- 0	0- 0	0- 4			
0- 3	0- 1	0- 0	HOME	0- 0	0- 0	0- 2			
0- 2	0- 0	0- 0	AWAY	0- 0	0- 0	0- 2			
0- 0	0- 0	0- 0	NEUTRAL	0- 0	0- 0	0- 0			

RPI 1-25				RPI 26-50				RPI 51-100				RPI 101+ Team's RPI: 219			
RPI	S	Opponent	Score	RPI	S	Opponent	Score	RPI	S	Opponent	Score	RPI	S	Opponent	Score
2	A	Baylor	41 72	44	A	Oklahoma	50 72	76	H	Michigan St.	57 70	117	H	Toledo	60 57
15	H	Green Bay	53 88									125	H	Wisconsin	51 68
												144	A	Bradley	71 67
												151	A	Drake	51 63
												152	H	Ill.-Chicago	41 67
												153	A	Wright St.	72 75
												172	A	Detroit	48 71
												188	H	Loyola Chicago	73 81
												269	A	Western Ill.	79 66
												304	A	Western Mich.	63 69
												324	H	Chicago St.	79 48
LAST 12 Division I GAMES:															
15	H	Green Bay	53 88	153	A	Wright St.	72 75								
152	H	Ill.-Chicago	41 67	172	A	Detroit	48 71								
188	H	Loyola Chicago	73 81	2	A	Baylor	41 72								
117	H	Toledo	60 57	304	A	Western Mich.	63 69								
324	H	Chicago St.	79 48	144	A	Bradley	71 67								
44	A	Oklahoma	50 72	269	A	Western Ill.	79 66								

Non-Div I Games:

Milwaukee

■ Loss,
■ Non-Conf, S Site,
■ Home
■ Away
N Neutral

Minnesota

Average RPI Win: 197				Through Games Of Sunday, January 15, 2012					
Average RPI Loss: 59	WON-LOST RECORD	WINNING PCT. RANK	LAST 12 GAMES	STRENGTH OF SCHEDULE	OPP. STRENGTH OF SCHEDULE	TEAM RPI	ADJ. RPI	CONF. RPI	ADJ CONF. RPI
DIV. I ONLY	10- 9	163	6- 6	63	78	110	110	4	4
DIV. I NON-CONF.	8- 6	129	4- 3	108	151	143	143	3	3
TOTALS	RPI 1-25	RPI 26-50	W-L RECORDS	RPI 51-100	RPI 101-150	RPI 150+			
10- 9	0- 4	1- 1	OVERALL	1- 2	1- 2	7- 0			
7- 2	0- 2	0- 0	HOME	0- 0	1- 0	6- 0			
1- 4	0- 2	1- 0	AWAY	0- 1	0- 1	0- 0			
2- 3	0- 0	0- 1	NEUTRAL	1- 1	0- 1	1- 0			
8- 6	0- 1	0- 1	NON-CONFERENCE	1- 2	1- 2	6- 0			
6- 1	0- 1	0- 0	HOME	0- 0	1- 0	5- 0			
0- 2	0- 0	0- 0	AWAY	0- 1	0- 1	0- 0			
2- 3	0- 0	0- 1	NEUTRAL	1- 1	0- 1	1- 0			
2- 3	0- 3	1- 0	CONFERENCE	0- 0	0- 0	1- 0			
1- 1	0- 1	0- 0	HOME	0- 0	0- 0	1- 0			
1- 2	0- 2	1- 0	AWAY	0- 0	0- 0	0- 0			
0- 0	0- 0	0- 0	NEUTRAL	0- 0	0- 0	0- 0			

RPI 1-25				RPI 26-50				RPI 51-100				RPI 101+ Team's RPI: 110			
RPI	S	Opponent	Score	RPI	S	Opponent	Score	RPI	S	Opponent	Score	RPI	S	Opponent	Score
2	H	Baylor	60 89	47	A	Northwestern	68 60	73	N	Arkansas	68 60	102	N	South Fla.	52 60
16	A	Michigan	57 61	49	N	Florida St.	56 68	80	N	Quinnipiac	62 64	145	H	Harvard	79 53
21	A	Purdue	53 57					93	A	Wake Forest	65 82	149	A	Denver	63 72
21	H	Purdue	55 72									176	N	Virginia Tech	65 64
												198	H	Indiana	84 43
												213	H	North Dakota St.	80 41
												237	H	Binghamton	65 40
												265	H	Alcorn St.	75 46
												299	H	Air Force	81 46
												315	H	NJIT	71 47
LAST 12 Division I GAMES:															
47	A	Northwestern	68 60	16	A	Michigan	57 61								
198	H	Indiana	84 43	21	H	Purdue	55 72								
21	A	Purdue	53 57	145	H	Harvard	79 53								
315	H	NJIT	71 47	299	H	Air Force	81 46								
149	A	Denver	63 72	2	H	Baylor	60 89								
265	H	Alcorn St.	75 46	93	A	Wake Forest	65 82								

Minnesota

Minnesota

Non-Div I Games:

Minnesota

Loss, Non-Conf, S Site, H Home A Away N Neutral

Mississippi St.

Through Games Of Sunday, January 15, 2012

Average RPI Win:	219	WON-LOST	WINNING	LAST 12	STRENGTH OF	OPP. STRENGTH	TEAM	ADJ.	CONF.	ADJ CONF.
Average RPI Loss:	54	RECORD	PCT. RANK	GAMES	SCHEDULE	OF SCHEDULE	RPI	RPI	RPI	RPI
DIV. I ONLY	11- 6	92	7- 5	165	84	114	114	3	3	
DIV. I NON-CONF.	10- 3	50	6- 2	300	110	179	179	5	5	
TOTALS	RPI 1-25	RPI 26-50	W-L RECORDS	RPI 51-100	RPI 101-150	RPI 150+				
11- 6	0- 4	0- 1	OVERALL	1- 0	1- 0	9- 1				
8- 2	0- 2	0- 0	HOME	1- 0	1- 0	6- 0				
3- 3	0- 2	0- 0	AWAY	0- 0	0- 0	3- 1				
0- 1	0- 0	0- 1	NEUTRAL	0- 0	0- 0	0- 0				
10- 3	0- 1	0- 1	NON-CONFERENCE	1- 0	1- 0	8- 1				
8- 0	0- 0	0- 0	HOME	1- 0	1- 0	6- 0				
2- 2	0- 1	0- 0	AWAY	0- 0	0- 0	2- 1				
0- 1	0- 0	0- 1	NEUTRAL	0- 0	0- 0	0- 0				
1- 3	0- 3	0- 0	CONFERENCE	0- 0	0- 0	1- 0				
0- 2	0- 2	0- 0	HOME	0- 0	0- 0	0- 0				
1- 1	0- 1	0- 0	AWAY	0- 0	0- 0	1- 0				
0- 0	0- 0	0- 0	NEUTRAL	0- 0	0- 0	0- 0				

RPI 1-25				RPI 26-50				RPI 51-100				RPI 101+ Team's RPI: 114			
RPI	S	Opponent	Score	RPI	S	Opponent	Score	RPI	S	Opponent	Score	RPI	S	Opponent	Score
10	A	Texas A&M	47 93	33	N	Oklahoma St.	71 78	57	H	Tulane	70 55	148	H	South Ala.	63 47
14	A	Kentucky	40 88									158	H	Mississippi Val.	64 47
23	H	LSU	48 53									180	A	Alabama	66 61
24	H	Georgia	51 68									198	H	Xavier	71 65
												221	A	Louisiana Tech	62 63
												239	A	Savannah St.	56 42
												255	A	Nevada	67 63
												265	H	Alcorn St.	66 48
												284	H	La.-Lafayette	72 38
												290	H	Southern Miss.	71 57
												337	H	Jacksonville St.	78 41
LAST 12 Division I GAMES:															
14	A	Kentucky	40 88	24	H	Georgia	51 68								
23	H	LSU	48 53	180	A	Alabama	66 61								
255	A	Nevada	67 63	221	A	Louisiana Tech	62 63								
33	N	Oklahoma St.	71 78	57	H	Tulane	70 55								
284	H	La.-Lafayette	72 38	148	H	South Ala.	63 47								
290	H	Southern Miss.	71 57	239	A	Savannah St.	56 42								

Non-Div I Games:

Mississippi St.

■ Loss,
■ Non-Conf,
■ S Site,
■ H Home
■ A Away
N Neutral

Average RPI Win:	245	WON-LOST	WINNING	LAST 12	STRENGTH OF	OPP. STRENGTH	TEAM	ADJ.	CONF.	ADJ CONF.
Average RPI Loss:	84	RECORD	PCT. RANK	GAMES	SCHEDULE	OF SCHEDULE	RPI	RPI	RPI	RPI
DIV. I ONLY	3- 9	288	3- 7	45	68	158	158	32	32	
DIV. I NON-CONF.	0- 8	337	0- 6	3	13	52	52	22	22	
TOTALS	RPI 1-25	RPI 26-50	W-L RECORDS	RPI 51-100	RPI 101-150	RPI 150+				
3- 9	0- 2	0- 1	OVERALL	0- 4	0- 1	3- 1				
2- 0	0- 0	0- 0	HOME	0- 0	0- 0	2- 0				
1- 9	0- 2	0- 1	AWAY	0- 4	0- 1	1- 1				
0- 0	0- 0	0- 0	NEUTRAL	0- 0	0- 0	0- 0				
0- 8	0- 2	0- 1	NON-CONFERENCE	0- 4	0- 1	0- 0				
0- 0	0- 0	0- 0	HOME	0- 0	0- 0	0- 0				
0- 8	0- 2	0- 1	AWAY	0- 4	0- 1	0- 0				
0- 0	0- 0	0- 0	NEUTRAL	0- 0	0- 0	0- 0				
3- 1	0- 0	0- 0	CONFERENCE	0- 0	0- 0	3- 1				
2- 0	0- 0	0- 0	HOME	0- 0	0- 0	2- 0				
1- 1	0- 0	0- 0	AWAY	0- 0	0- 0	1- 1				
0- 0	0- 0	0- 0	NEUTRAL	0- 0	0- 0	0- 0				

RPI 1-25				RPI 26-50				RPI 51-100				RPI 101+ Team's RPI: 158			
RPI	S	Opponent	Score	RPI	S	Opponent	Score	RPI	S	Opponent	Score	RPI	S	Opponent	Score
2	A	Baylor	55 93	38	A	Nebraska	53 99	62	A	Marquette	61 69	114	A	Mississippi St.	47 64
14	A	Kentucky	51 90					63	A	Iowa	80 86	208	A	Alabama A&M	69 67
								73	A	Arkansas	40 59	261	H	Ark.-Pine Bluff	92 50
								92	A	Iowa St.	47 77	265	H	Alcorn St.	66 58
												297	A	Alabama St.	62 65
LAST 12 Division I GAMES:															
297	A	Alabama St.	62 65	265	H	Alcorn St.	66 58								
261	H	Ark.-Pine Bluff	92 50	208	A	Alabama A&M	69 67								
2	A	Baylor	55 93	14	A	Kentucky	51 90								
73	A	Arkansas	40 59	114	A	Mississippi St.	47 64								
63	A	Iowa	80 86	38	A	Nebraska	53 99								
92	A	Iowa St.	47 77	62	A	Marquette	61 69								

Non-Div I Games: Rust 79 44 Talladega 63 33 Concordia-Selma 76 43

Mississippi Val.

Missouri

Through Games Of Sunday, January 15, 2012

Average RPI Win:	221	WON-LOST	WINNING	LAST 12	STRENGTH OF	OPP. STRENGTH	TEAM	ADJ.	CONF.	ADJ CONF.
Average RPI Loss:	24	RECORD	PCT. RANK	GAMES	SCHEDULE	OF SCHEDULE	RPI	RPI	RPI	RPI
DIV. I ONLY	10- 5	78	7- 5	29	175	61	61	1	1	
DIV. I NON-CONF.	10- 1	13	7- 1	163	323	137	137	1	1	
TOTALS	RPI 1-25	RPI 26-50	W-L RECORDS	RPI 51-100	RPI 101-150	RPI 150+				
10- 5	0- 2	0- 3	OVERALL	0- 0	3- 0	7- 0				
7- 3	0- 0	0- 3	HOME	0- 0	3- 0	4- 0				
3- 2	0- 2	0- 0	AWAY	0- 0	0- 0	3- 0				
0- 0	0- 0	0- 0	NEUTRAL	0- 0	0- 0	0- 0				
10- 1	0- 0	0- 1	NON-CONFERENCE	0- 0	3- 0	7- 0				
7- 1	0- 0	0- 1	HOME	0- 0	3- 0	4- 0				
3- 0	0- 0	0- 0	AWAY	0- 0	0- 0	3- 0				
0- 0	0- 0	0- 0	NEUTRAL	0- 0	0- 0	0- 0				
0- 4	0- 2	0- 2	CONFERENCE	0- 0	0- 0	0- 0				
0- 2	0- 0	0- 2	HOME	0- 0	0- 0	0- 0				
0- 2	0- 2	0- 0	AWAY	0- 0	0- 0	0- 0				
0- 0	0- 0	0- 0	NEUTRAL	0- 0	0- 0	0- 0				

RPI 1-25				RPI 26-50				RPI 51-100				Team's RPI: 61	RPI 101+			
RPI	S	Opponent	Score	RPI	S	Opponent	Score	RPI	S	Opponent	Score		RPI	S	Opponent	Score
2	A	Baylor	46 90	27	H	Kansas	63 72						112	H	Eastern Ill.	56 54
6	A	Kansas St.	46 72	39	H	Texas Tech	63 69						119	H	Memphis	58 48
				47	H	Northwestern	70 74						132	H	Sam Houston St.	66 48
													153	H	Wright St.	92 62
													233	A	UTSA	70 50
													271	H	North Dakota	69 52
													272	A	Saint Louis	68 56
													288	H	Evansville	74 51
													313	H	North Florida	67 46
													318	A	A&M-Corpus Christi	75 58
LAST 12 Division I GAMES:																
39	H	Texas Tech	63 69	27	H	Kansas	63 72									
2	A	Baylor	46 90	6	A	Kansas St.	46 72									
132	H	Sam Houston St.	66 48	112	H	Eastern Ill.	56 54									
119	H	Memphis	58 48	47	H	Northwestern	70 74									
288	H	Evansville	74 51	153	H	Wright St.	92 62									
271	H	North Dakota	69 52	313	H	North Florida	67 46									

Non-Div I Games:

Missouri

■ Loss,
 ■ Non-Conf, S Site,
 ■ Home
 ■ Away
 N Neutral

Average RPI Win:	183	WON-LOST	WINNING	LAST 12	STRENGTH OF	OPP. STRENGTH	TEAM	ADJ.	CONF.	ADJ CONF.
Average RPI Loss:	57	RECORD	PCT. RANK	GAMES	SCHEDULE	OF SCHEDULE	RPI	RPI	RPI	RPI
DIV. I ONLY	10- 5	78	9- 3	66	102	51	51	10	10	
DIV. I NON-CONF.	7- 3	88	6- 1	96	74	57	57	10	10	
TOTALS	RPI 1-25	RPI 26-50	W-L RECORDS	RPI 51-100	RPI 101-150	RPI 150+				
10- 5	0- 2	0- 1	OVERALL	1- 1	2- 0	7- 1				
6- 1	0- 1	0- 0	HOME	1- 0	0- 0	5- 0				
4- 4	0- 1	0- 1	AWAY	0- 1	2- 0	2- 1				
0- 0	0- 0	0- 0	NEUTRAL	0- 0	0- 0	0- 0				
7- 3	0- 2	0- 1	NON-CONFERENCE	0- 0	1- 0	6- 0				
4- 1	0- 1	0- 0	HOME	0- 0	0- 0	4- 0				
3- 2	0- 1	0- 1	AWAY	0- 0	1- 0	2- 0				
0- 0	0- 0	0- 0	NEUTRAL	0- 0	0- 0	0- 0				
3- 2	0- 0	0- 0	CONFERENCE	1- 1	1- 0	1- 1				
2- 0	0- 0	0- 0	HOME	1- 0	0- 0	1- 0				
1- 2	0- 0	0- 0	AWAY	0- 1	1- 0	0- 1				
0- 0	0- 0	0- 0	NEUTRAL	0- 0	0- 0	0- 0				

RPI 1-25				RPI 26-50				RPI 51-100				RPI 101+			
RPI	S	Opponent	Score	RPI	S	Opponent	Score	RPI	S	Opponent	Score	RPI	S	Opponent	Score
6	A	Kansas St.	63 65	33	A	Oklahoma St.	57 80	67	A	Wichita St.	51 53	138	A	Oral Roberts	85 79
25	H	Louisville	64 73					98	H	Creighton	70 60	144	A	Bradley	79 70
												151	H	Drake	78 46
												154	A	UNI	54 62
												156	H	North Texas	78 67
												174	H	UALR	73 50
												221	A	Louisiana Tech	78 65
												245	A	Arkansas St.	77 68
												248	H	Morgan St.	104 74
												258	H	East Tenn. St.	81 70
LAST 12 Division I GAMES:															
				98	H	Creighton	70 60	67	A	Wichita St.	51 53				
				154	A	UNI	54 62	151	H	Drake	78 46				
				144	A	Bradley	79 70	33	A	Oklahoma St.	57 80				
				245	A	Arkansas St.	77 68	258	H	East Tenn. St.	81 70				
				248	H	Morgan St.	104 74	174	H	UALR	73 50				
				156	H	North Texas	78 67	138	A	Oral Roberts	85 79				

Non-Div I Games:

Missouri St.

Monmouth

Average RPI Win: **205**
Average RPI Loss: **157**

WON-LOST
RECORD

WINNING
PCT. RANK

LAST 12
GAMES

Through Games Of Sunday, January 15, 2012

STRENGTH OF
SCHEDULE

OPP. STRENGTH
OF SCHEDULE

TEAM
RPI

ADJ.
RPI

CONF.
RPI

ADJ CONF.
RPI

DIV. I ONLY	8- 8	166	7- 5	203	164	182	182	20	20
DIV. I NON-CONF.	5- 6	189	4- 3	194	154	173	173	23	23
TOTALS	RPI 1-25	RPI 26-50	W-L RECORDS	RPI 51-100	RPI 101-150	RPI 150+			
8- 8	1- 0	0- 1	OVERALL	1- 1	0- 1	6- 5			
5- 2	1- 0	0- 0	HOME	0- 0	0- 1	4- 1			
1- 6	0- 0	0- 1	AWAY	1- 1	0- 0	0- 4			
2- 0	0- 0	0- 0	NEUTRAL	0- 0	0- 0	2- 0			
5- 6	1- 0	0- 1	NON-CONFERENCE	0- 1	0- 1	4- 3			
3- 2	1- 0	0- 0	HOME	0- 0	0- 1	2- 1			
0- 4	0- 0	0- 1	AWAY	0- 1	0- 0	0- 2			
2- 0	0- 0	0- 0	NEUTRAL	0- 0	0- 0	2- 0			
3- 2	0- 0	0- 0	CONFERENCE	1- 0	0- 0	2- 2			
2- 0	0- 0	0- 0	HOME	0- 0	0- 0	2- 0			
1- 2	0- 0	0- 0	AWAY	1- 0	0- 0	0- 2			
0- 0	0- 0	0- 0	NEUTRAL	0- 0	0- 0	0- 0			

RPI 1-25				RPI 26-50				RPI 51-100				RPI 101+ Team's RPI: 182			
RPI	S	Opponent	Score	RPI	S	Opponent	Score	RPI	S	Opponent	Score	RPI	S	Opponent	Score
19	H	Villanova	49 48	26	A	Georgetown	44 64	77	A	LIU Brooklyn	67 57	143	H	UMBC	64 68
								93	A	Wake Forest	54 88	172	A	Robert Morris	54 57
												178	A	Saint Francis (PA)	69 82
												181	N	Lehigh	75 73
												184	A	Manhattan	59 71
												211	H	Mt. St. Mary's	59 52
												220	H	Winthrop	54 88
												236	A	East Carolina	52 75
												242	N	Lafayette	58 54
												262	H	Norfolk St.	69 62
												312	H	Saint Peter's	73 64
												334	H	Wagner	65 42
LAST 12 Division I GAMES:															
334	H	Wagner	65 42	77	A	LIU Brooklyn	67 57	211	H	Mt. St. Mary's	59 52	178	A	Saint Francis (PA)	69 82
19	H	Villanova	49 48	262	H	Norfolk St.	69 62	172	A	Robert Morris	54 57	236	A	East Carolina	52 75
262	H	Norfolk St.	69 62	184	A	Manhattan	59 71	242	N	Lafayette	58 54				
184	A	Manhattan	59 71	220	H	Winthrop	54 88								
220	H	Winthrop	54 88	312	H	Saint Peter's	73 64								

Non-Div I Games:

Monmouth

Loss, Non-Conf, S Site, H Home A Away N Neutral

Montana

Through Games Of Sunday, January 15, 2012

Average RPI Win:	261	WON-LOST	WINNING	LAST 12	STRENGTH OF	OPP. STRENGTH	TEAM	ADJ.	CONF.	ADJ CONF.
Average RPI Loss:	129	RECORD	PCT. RANK	GAMES	SCHEDULE	OF SCHEDULE	RPI	RPI	RPI	RPI
DIV. I ONLY	8- 7	151	7- 4	273	174	209	209	19	19	
DIV. I NON-CONF.	5- 6	189	4- 3	244	214	202	202	17	17	
TOTALS	RPI 1-25	RPI 26-50	W-L RECORDS	RPI 51-100	RPI 101-150	RPI 150+				
8- 7	0- 0	0- 2	OVERALL	0- 1	1- 2	7- 2				
6- 2	0- 0	0- 0	HOME	0- 1	1- 0	5- 1				
2- 3	0- 0	0- 1	AWAY	0- 0	0- 1	2- 1				
0- 2	0- 0	0- 1	NEUTRAL	0- 0	0- 1	0- 0				
5- 6	0- 0	0- 2	NON-CONFERENCE	0- 0	1- 2	4- 2				
4- 1	0- 0	0- 0	HOME	0- 0	1- 0	3- 1				
1- 3	0- 0	0- 1	AWAY	0- 0	0- 1	1- 1				
0- 2	0- 0	0- 1	NEUTRAL	0- 0	0- 1	0- 0				
3- 1	0- 0	0- 0	CONFERENCE	0- 1	0- 0	3- 0				
2- 1	0- 0	0- 0	HOME	0- 1	0- 0	2- 0				
1- 0	0- 0	0- 0	AWAY	0- 0	0- 0	1- 0				
0- 0	0- 0	0- 0	NEUTRAL	0- 0	0- 0	0- 0				

RPI S	Opponent	Score	RPI S	Opponent	Score	RPI S	Opponent	Score	RPI S	Opponent	Score	Team's RPI: 209
35	A Gonzaga	54 70	40	N St. Mary's (CA)	65 67	68	H Idaho St.	51 58	123	H Utah St.	61 60	
									149	A Denver	52 53	
									150	N Samford	45 59	
									159	A Portland	46 55	
									161	A Eastern Wash.	53 46	
									271	H North Dakota	60 39	
									289	A Wyoming	69 59	
									290	H Southern Miss.	79 64	
									298	H Northern Ariz.	60 48	
									300	H CSU Bakersfield	56 64	
									325	H Idaho	64 57	
									330	H Weber St.	77 70	
LAST 12 Division I GAMES:												
68	H Idaho St.	51 58	330	H Weber St.	77 70							
161	A Eastern Wash.	53 46	298	H Northern Ariz.	60 48							
271	H North Dakota	60 39	149	A Denver	52 53							
290	H Southern Miss.	79 64	289	A Wyoming	69 59							
35	A Gonzaga	54 70	123	H Utah St.	61 60							
300	H CSU Bakersfield	56 64	159	A Portland	46 55							

Non-Div I Games: Montana Western 70 50 Montana Tech 76 45

Montana

Loss, Non-Conf, S Site, H Home A Away N Neutral

Average RPI Win:	236	WON-LOST	WINNING	LAST 12	STRENGTH OF	OPP. STRENGTH	TEAM	ADJ.	CONF.	ADJ CONF.
Average RPI Loss:	93	RECORD	PCT. RANK	GAMES	SCHEDULE	OF SCHEDULE	RPI	RPI	RPI	RPI
DIV. I ONLY	9- 6	119	8- 4	256	94	160	160	19	19	
DIV. I NON-CONF.	6- 4	117	5- 2	246	58	148	148	17	17	
TOTALS	RPI 1-25	RPI 26-50	W-L RECORDS	RPI 51-100	RPI 101-150	RPI 150+				
9- 6	0- 1	0- 0	OVERALL	0- 2	2- 2	7- 1				
5- 1	0- 0	0- 0	HOME	0- 1	1- 0	4- 0				
3- 2	0- 0	0- 0	AWAY	0- 1	1- 0	2- 1				
1- 3	0- 1	0- 0	NEUTRAL	0- 0	0- 2	1- 0				
6- 4	0- 1	0- 0	NON-CONFERENCE	0- 1	1- 2	5- 0				
3- 0	0- 0	0- 0	HOME	0- 0	1- 0	2- 0				
2- 1	0- 0	0- 0	AWAY	0- 1	0- 0	2- 0				
1- 3	0- 1	0- 0	NEUTRAL	0- 0	0- 2	1- 0				
3- 2	0- 0	0- 0	CONFERENCE	0- 1	1- 0	2- 1				
2- 1	0- 0	0- 0	HOME	0- 1	0- 0	2- 0				
1- 1	0- 0	0- 0	AWAY	0- 0	1- 0	0- 1				
0- 0	0- 0	0- 0	NEUTRAL	0- 0	0- 0	0- 0				

RPI S	Opponent	Score	RPI S	Opponent	Score	RPI S	Opponent	Score	RPI S	Opponent	Score	Team's RPI: 160
24 N	Georgia	49 63				68 H	Idaho St.	58 59	104 N	Illinois	56 68	
						78 A	Oregon St.	53 83	123 H	Utah St.	78 61	
									125 N	Wisconsin	61 71	
									131 A	Portland St.	95 83	
									159 A	Portland	66 53	
									161 A	Eastern Wash.	73 79	
									250 H	Colorado St.	87 69	
									271 A	North Dakota	67 63	
									271 H	North Dakota	70 54	
									295 N	Valparaiso	71 55	
									298 H	Northern Ariz.	77 65	
									330 H	Weber St.	64 61	
LAST 12 Division I GAMES:												
68 H	Idaho St.	58 59	298 H	Northern Ariz.	77 65							
131 A	Portland St.	95 83	330 H	Weber St.	64 61							
161 A	Eastern Wash.	73 79	271 A	North Dakota	67 63							
271 H	North Dakota	70 54	123 H	Utah St.	78 61							
24 N	Georgia	49 63	250 H	Colorado St.	87 69							
104 N	Illinois	56 68	295 N	Valparaiso	71 55							

Non-Div I Games: Col. of Idaho 99 50 Montana Western 83 50

Montana St.

Loss, Non-Conf, S Site, H Home A Away N Neutral

Average RPI Win:	258	WON-LOST	WINNING	LAST 12	STRENGTH OF	OPP. STRENGTH	TEAM	ADJ.	CONF.	ADJ CONF.
Average RPI Loss:	200	RECORD	PCT. RANK	GAMES	SCHEDULE	OF SCHEDULE	RPI	RPI	RPI	RPI
DIV. I ONLY	7- 10	220	6- 6	301	295	275	275	31	31	
DIV. I NON-CONF.	3- 9	274	2- 5	201	228	225	225	30	30	
TOTALS	RPI 1-25	RPI 26-50	W-L RECORDS	RPI 51-100	RPI 101-150	RPI 150+				
7- 10	0- 1	0- 1	OVERALL	0- 1	0- 0	7- 7				
5- 3	0- 1	0- 0	HOME	0- 1	0- 0	5- 1				
2- 6	0- 0	0- 1	AWAY	0- 0	0- 0	2- 5				
0- 1	0- 0	0- 0	NEUTRAL	0- 0	0- 0	0- 1				
3- 9	0- 1	0- 1	NON-CONFERENCE	0- 1	0- 0	3- 6				
3- 3	0- 1	0- 0	HOME	0- 1	0- 0	3- 1				
0- 5	0- 0	0- 1	AWAY	0- 0	0- 0	0- 4				
0- 1	0- 0	0- 0	NEUTRAL	0- 0	0- 0	0- 1				
4- 1	0- 0	0- 0	CONFERENCE	0- 0	0- 0	4- 1				
2- 0	0- 0	0- 0	HOME	0- 0	0- 0	2- 0				
2- 1	0- 0	0- 0	AWAY	0- 0	0- 0	2- 1				
0- 0	0- 0	0- 0	NEUTRAL	0- 0	0- 0	0- 0				

RPI 1-25				RPI 26-50				RPI 51-100				RPI 101+ Team's RPI: 275			
RPI	S	Opponent	Score	RPI	S	Opponent	Score	RPI	S	Opponent	Score	RPI	S	Opponent	Score
14	H	Kentucky	60 96	48	A	Duquesne	53 86	84	H	UAB	47 70	153	H	Wright St.	78 63
												172	H	Robert Morris	75 69
												175	H	Marshall	66 83
												198	A	Xavier	66 71
												258	A	East Tenn. St.	57 68
												263	H	Ohio	62 57
												276	H	Austin Peay	74 67
												286	H	Eastern Ky.	68 58
												287	A	New Mexico	52 69
												296	A	Tennessee Tech	50 68
												317	A	Kent St.	64 65
												319	A	Southeast Mo. St.	61 57
												325	N	Idaho	45 71
												337	A	Jacksonville St.	68 52
LAST 12 Division I GAMES:															
296	A	Tennessee Tech	50 68	286	H	Eastern Ky.	68 58								
276	H	Austin Peay	74 67	337	A	Jacksonville St.	68 52								
319	A	Southeast Mo. St.	61 57	198	A	Xavier	66 71								
258	A	East Tenn. St.	57 68	153	H	Wright St.	78 63								
172	H	Robert Morris	75 69	84	H	UAB	47 70								
48	A	Duquesne	53 86	325	N	Idaho	45 71								

Non-Div I Games:

Morehead St.

■ Loss,
 ■ Non-Conf,
 S Site,
 ■ Home
 ■ Away
 N Neutral

Average RPI Win:	303	WON-LOST	WINNING	LAST 12	STRENGTH OF	OPP. STRENGTH	TEAM	ADJ.	CONF.	ADJ CONF.
Average RPI Loss:	141	RECORD	PCT. RANK	GAMES	SCHEDULE	OF SCHEDULE	RPI	RPI	RPI	RPI
DIV. I ONLY	3- 13	304	1- 11	206	179	248	248	26	26	
DIV. I NON-CONF.	3- 10	281	1- 8	137	164	230	230	24	24	
TOTALS	RPI 1-25	RPI 26-50	W-L RECORDS	RPI 51-100	RPI 101-150	RPI 150+				
3- 13	0- 0	0- 2	OVERALL	0- 4	0- 2	3- 5				
0- 1	0- 0	0- 0	HOME	0- 0	0- 0	0- 1				
3- 10	0- 0	0- 2	AWAY	0- 3	0- 1	3- 4				
0- 2	0- 0	0- 0	NEUTRAL	0- 1	0- 1	0- 0				
3- 10	0- 0	0- 2	NON-CONFERENCE	0- 4	0- 2	3- 2				
0- 0	0- 0	0- 0	HOME	0- 0	0- 0	0- 0				
3- 8	0- 0	0- 2	AWAY	0- 3	0- 1	3- 2				
0- 2	0- 0	0- 0	NEUTRAL	0- 1	0- 1	0- 0				
0- 3	0- 0	0- 0	CONFERENCE	0- 0	0- 0	0- 3				
0- 1	0- 0	0- 0	HOME	0- 0	0- 0	0- 1				
0- 2	0- 0	0- 0	AWAY	0- 0	0- 0	0- 2				
0- 0	0- 0	0- 0	NEUTRAL	0- 0	0- 0	0- 0				

RPI S	Opponent	Score	RPI S	Opponent	Score	RPI S	Opponent	Score	RPI S	Opponent	Score	Team's RPI: 248
46	A St. Bonaventure	55 79	47	A Northwestern	74 87	51	A Missouri St.	74 104	134	N Holy Cross	66 73	
						73	A Arkansas	50 81	143	A UMBC	50 72	
						85	N VCU	52 73	166	A FIU	60 77	
						99	A Cincinnati	60 64	225	A South Carolina St.	71 84	
									234	A George Washington	73 68	
									239	A Savannah St.	60 69	
									259	A Stony Brook	48 65	
									262	H Norfolk St.	75 76	
									333	A Columbia	70 66	
									341	A Bucknell	54 52	
LAST 12 Division I GAMES:												
239	A Savannah St.	60 69	262	H Norfolk St.	75 76	333	A Columbia	70 66				
225	A South Carolina St.	71 84	73	A Arkansas	50 81	51	A Missouri St.	74 104				
166	A FIU	60 77	47	A Northwestern	74 87	99	A Cincinnati	60 64				
134	N Holy Cross	66 73										
85	N VCU	52 73										
259	A Stony Brook	48 65										

Non-Div I Games:

Morgan St.

■ Loss,
 ■ Non-Conf,
 ■ S Site,
 ■ Home
 ■ A Away
 N Neutral

Mt. St. Mary's

Through Games Of Sunday, January 15, 2012

Average RPI Win:	231	WON-LOST	WINNING	LAST 12	STRENGTH OF	OPP. STRENGTH	TEAM	ADJ.	CONF.	ADJ CONF.
Average RPI Loss:	153	RECORD	PCT. RANK	GAMES	SCHEDULE	OF SCHEDULE	RPI	RPI	RPI	RPI
DIV. I ONLY	7- 9	207	6- 6	172	306	211	211	20	20	
DIV. I NON-CONF.	4- 7	228	3- 4	182	257	208	208	23	23	
TOTALS	RPI 1-25	RPI 26-50	W-L RECORDS	RPI 51-100	RPI 101-150	RPI 150+				
7- 9	0- 0	0- 1	OVERALL	1- 2	0- 1	6- 5				
6- 2	0- 0	0- 0	HOME	1- 1	0- 0	5- 1				
1- 7	0- 0	0- 1	AWAY	0- 1	0- 1	1- 4				
0- 0	0- 0	0- 0	NEUTRAL	0- 0	0- 0	0- 0				
4- 7	0- 0	0- 1	NON-CONFERENCE	0- 2	0- 1	4- 3				
3- 2	0- 0	0- 0	HOME	0- 1	0- 0	3- 1				
1- 5	0- 0	0- 1	AWAY	0- 1	0- 1	1- 2				
0- 0	0- 0	0- 0	NEUTRAL	0- 0	0- 0	0- 0				
3- 2	0- 0	0- 0	CONFERENCE	1- 0	0- 0	2- 2				
3- 0	0- 0	0- 0	HOME	1- 0	0- 0	2- 0				
0- 2	0- 0	0- 0	AWAY	0- 0	0- 0	0- 2				
0- 0	0- 0	0- 0	NEUTRAL	0- 0	0- 0	0- 0				

RPI 1-25				RPI 26-50				RPI 51-100				RPI 101+				Team's RPI: 211	
RPI	S	Opponent	Score	RPI	S	Opponent	Score	RPI	S	Opponent	Score	RPI	S	Opponent	Score		
				42	A	Towson	70 71	72	H	Howard	55 67	135	A	Pittsburgh	45 58		
								77	H	LIU Brooklyn	44 43	169	A	American	62 77		
								79	A	West Virginia	32 94	182	A	Monmouth	52 59		
												196	H	Bryant	66 61		
												203	H	Rider	44 53		
												205	A	Md.-East. Shore	63 44		
												224	H	Navy	52 45		
												237	A	Binghamton	43 52		
												238	H	Loyola Maryland	59 54		
												256	A	Fairleigh Dickinson	58 63		
												339	H	St. Francis (NY)	70 48		
												341	H	Bucknell	58 46		
LAST 12 Division I GAMES:																	
256	A	Fairleigh Dickinson	58 63	196	H	Bryant	66 61										
72	H	Howard	55 67	182	A	Monmouth	52 59										
341	H	Bucknell	58 46	339	H	St. Francis (NY)	70 48										
203	H	Rider	44 53	77	H	LIU Brooklyn	44 43										
79	A	West Virginia	32 94	135	A	Pittsburgh	45 58										
238	H	Loyola Maryland	59 54	224	H	Navy	52 45										

Non-Div I Games:

Mt. St. Mary's

■ Loss,
 ■ Non-Conf,
 ■ S Site,
 ■ H Home
 ■ A Away
 N Neutral

Average RPI Win:	294	WON-LOST	WINNING	LAST 12	STRENGTH OF	OPP. STRENGTH	TEAM	ADJ.	CONF.	ADJ CONF.
Average RPI Loss:	212	RECORD	PCT. RANK	GAMES	SCHEDULE	OF SCHEDULE	RPI	RPI	RPI	RPI
DIV. I ONLY	4- 11	281	3- 9	335	291	327	327	31	31	
DIV. I NON-CONF.	2- 8	290	1- 6	332	224	324	324	30	30	
TOTALS	RPI 1-25	RPI 26-50	W-L RECORDS	RPI 51-100	RPI 101-150	RPI 150+				
4- 11	0- 1	0- 0	OVERALL	0- 0	0- 2	4- 8				
3- 1	0- 0	0- 0	HOME	0- 0	0- 0	3- 1				
1- 9	0- 1	0- 0	AWAY	0- 0	0- 2	1- 6				
0- 1	0- 0	0- 0	NEUTRAL	0- 0	0- 0	0- 1				
2- 8	0- 1	0- 0	NON-CONFERENCE	0- 0	0- 1	2- 6				
2- 0	0- 0	0- 0	HOME	0- 0	0- 0	2- 0				
0- 7	0- 1	0- 0	AWAY	0- 0	0- 1	0- 5				
0- 1	0- 0	0- 0	NEUTRAL	0- 0	0- 0	0- 1				
2- 3	0- 0	0- 0	CONFERENCE	0- 0	0- 1	2- 2				
1- 1	0- 0	0- 0	HOME	0- 0	0- 0	1- 1				
1- 2	0- 0	0- 0	AWAY	0- 0	0- 1	1- 1				
0- 0	0- 0	0- 0	NEUTRAL	0- 0	0- 0	0- 0				

RPI 1-25				RPI 26-50				RPI 51-100				RPI 101+ Team's RPI: 327			
RPI	S	Opponent	Score	RPI	S	Opponent	Score	RPI	S	Opponent	Score	RPI	S	Opponent	Score
25	A	Louisville	62 105									112	A	Eastern Ill.	51 76
												140	A	Ole Miss	59 64
												198	A	Indiana	67 70
												208	A	Alabama A&M	71 76
												247	A	Ball St.	72 81
												272	A	Saint Louis	49 59
												272	H	Saint Louis	78 64
												276	A	Austin Peay	63 71
												283	N	Cleveland St.	61 68
												286	H	Eastern Ky.	61 62
												288	A	Evansville	48 78
												288	H	Evansville	76 61
												296	H	Tennessee Tech	76 72
												319	A	Southeast Mo. St.	80 75
LAST 12 Division I GAMES:															
276	A	Austin Peay	63 71	296	H	Tennessee Tech	76 72								
112	A	Eastern Ill.	51 76	286	H	Eastern Ky.	61 62								
319	A	Southeast Mo. St.	80 75	272	H	Saint Louis	78 64								
283	N	Cleveland St.	61 68	25	A	Louisville	62 105								
140	A	Ole Miss	59 64	272	A	Saint Louis	49 59								
288	A	Evansville	48 78	208	A	Alabama A&M	71 76								

Non-Div I Games: Mid-Continent 103 48

Murray St.

■ Loss,
 ■ Non-Conf,
 ■ S Site,
 ■ Home
 ■ A Away
 N Neutral

Average RPI Win:	280	WON-LOST	WINNING	LAST 12	STRENGTH OF	OPP. STRENGTH	TEAM	ADJ.	CONF.	ADJ CONF.
Average RPI Loss:	132	RECORD	PCT. RANK	GAMES	SCHEDULE	OF SCHEDULE	RPI	RPI	RPI	RPI
DIV. I ONLY	5- 10	247	3- 8	254	221	274	274	26	26	
DIV. I NON-CONF.	3- 8	268	1- 6	216	123	257	257	24	24	
TOTALS	RPI 1-25	RPI 26-50	W-L RECORDS	RPI 51-100	RPI 101-150	RPI 150+				
5- 10	0- 1	0- 0	OVERALL	0- 4	0- 1	5- 4				
4- 2	0- 0	0- 0	HOME	0- 1	0- 0	4- 1				
1- 7	0- 1	0- 0	AWAY	0- 2	0- 1	1- 3				
0- 1	0- 0	0- 0	NEUTRAL	0- 1	0- 0	0- 0				
3- 8	0- 1	0- 0	NON-CONFERENCE	0- 3	0- 1	3- 3				
3- 1	0- 0	0- 0	HOME	0- 1	0- 0	3- 0				
0- 6	0- 1	0- 0	AWAY	0- 1	0- 1	0- 3				
0- 1	0- 0	0- 0	NEUTRAL	0- 1	0- 0	0- 0				
2- 2	0- 0	0- 0	CONFERENCE	0- 1	0- 0	2- 1				
1- 1	0- 0	0- 0	HOME	0- 0	0- 0	1- 1				
1- 1	0- 0	0- 0	AWAY	0- 1	0- 0	1- 0				
0- 0	0- 0	0- 0	NEUTRAL	0- 0	0- 0	0- 0				

RPI S	Opponent	Score	RPI S	Opponent	Score	RPI S	Opponent	Score	RPI S	Opponent	Score	Team's RPI: 274
18	A Georgia Tech	57 74				72	A Howard	57 65	146	A William & Mary	68 74	
						76	N Michigan St.	60 113	162	H Florida A&M	68 70	
						89	H UNC Wilmington	63 90	165	H Liberty	81 74	
						91	A Charlotte	63 87	170	A Iona	69 85	
									216	A Old Dominion	58 71	
									227	H Clemson	76 66	
									277	A Wofford	61 68	
									329	H Siena	67 53	
									336	H Bethune-Cookman	69 54	
									342	A N.C. Central	84 74	
LAST 12 Division I GAMES:												
336	H Bethune-Cookman	69 54	72	A Howard	57 65							
89	H UNC Wilmington	63 90	162	H Florida A&M	68 70							
18	A Georgia Tech	57 74	146	A William & Mary	68 74							
277	A Wofford	61 68	342	A N.C. Central	84 74							
91	A Charlotte	63 87	329	H Siena	67 53							
216	A Old Dominion	58 71	227	H Clemson	76 66							

Non-Div I Games: Virginia Union 103 61 Johnson C. Smith 71 61

N.C. A&T

Loss, Non-Conf, S Site, H Home A Away N Neutral

N.C. Central

Through Games Of Sunday, January 15, 2012

Average RPI Win:	0	WON-LOST	WINNING	LAST 12	STRENGTH OF	OPP. STRENGTH	TEAM	ADJ.	CONF.	ADJ CONF.
Average RPI Loss:	233	RECORD	PCT. RANK	GAMES	SCHEDULE	OF SCHEDULE	RPI	RPI	RPI	RPI
DIV. I ONLY	0- 14	340	0- 10	326	328	342	342	26	26	
DIV. I NON-CONF.	0- 11	337	0- 7	323	309	341	341	24	24	
TOTALS	RPI 1-25	RPI 26-50	W-L RECORDS	RPI 51-100	RPI 101-150	RPI 150+				
0- 14	0- 0	0- 0	OVERALL	0- 1	0- 0	0- 13				
0- 7	0- 0	0- 0	HOME	0- 0	0- 0	0- 7				
0- 7	0- 0	0- 0	AWAY	0- 1	0- 0	0- 6				
0- 0	0- 0	0- 0	NEUTRAL	0- 0	0- 0	0- 0				
0- 11	0- 0	0- 0	NON-CONFERENCE	0- 1	0- 0	0- 10				
0- 4	0- 0	0- 0	HOME	0- 0	0- 0	0- 4				
0- 7	0- 0	0- 0	AWAY	0- 1	0- 0	0- 6				
0- 0	0- 0	0- 0	NEUTRAL	0- 0	0- 0	0- 0				
0- 3	0- 0	0- 0	CONFERENCE	0- 0	0- 0	0- 3				
0- 3	0- 0	0- 0	HOME	0- 0	0- 0	0- 3				
0- 0	0- 0	0- 0	AWAY	0- 0	0- 0	0- 0				
0- 0	0- 0	0- 0	NEUTRAL	0- 0	0- 0	0- 0				

RPI 1-25				RPI 26-50				RPI 51-100				RPI 101+				Team's RPI: 342	
RPI	S	Opponent	Score	RPI	S	Opponent	Score	RPI	S	Opponent	Score	RPI	S	Opponent	Score		
								79	A	West Virginia	24	97	155	A	North Carolina	42	79
												162	H	Florida A&M	51	78	
												176	A	Virginia Tech	52	70	
												220	A	Winthrop	40	79	
												227	A	Clemson	48	68	
												246	H	Campbell	41	59	
												252	H	Western Caro.	49	62	
												264	A	Presbyterian	48	64	
												274	H	N.C. A&T	74	84	
												277	A	Wofford	58	73	
												292	H	UNC Greensboro	53	70	
												301	H	Gardner-Webb	45	56	
												336	H	Bethune-Cookman	54	64	
LAST 12 Division I GAMES:																	
				155	A	North Carolina	42	79				336	H	Bethune-Cookman	54	64	
				301	H	Gardner-Webb	45	56				162	H	Florida A&M	51	78	
				220	A	Winthrop	40	79				264	A	Presbyterian	48	64	
				227	A	Clemson	48	68				292	H	UNC Greensboro	53	70	
				176	A	Virginia Tech	52	70				79	A	West Virginia	24	97	
				274	H	N.C. A&T	74	84				246	H	Campbell	41	59	

Non-Div I Games: Coker 65 64 Morris 66 58

N.C. Central

Loss, Non-Conf, S Site, H Home A Away N Neutral

Average RPI Win:	282	WON-LOST	WINNING	LAST 12	STRENGTH OF	OPP. STRENGTH	TEAM	ADJ.	CONF.	ADJ CONF.
Average RPI Loss:	198	RECORD	PCT. RANK	GAMES	SCHEDULE	OF SCHEDULE	RPI	RPI	RPI	RPI
DIV. I ONLY	6- 11	243	3- 9	328	294	315	315	33	33	
DIV. I NON-CONF.	6- 11	237	3- 9	326	301	313	313	33	33	
TOTALS	RPI 1-25	RPI 26-50	W-L RECORDS	RPI 51-100	RPI 101-150	RPI 150+				
6- 11	0- 0	0- 0	OVERALL	0- 1	0- 1	6- 9				
4- 4	0- 0	0- 0	HOME	0- 0	0- 0	4- 4				
2- 5	0- 0	0- 0	AWAY	0- 1	0- 1	2- 3				
0- 2	0- 0	0- 0	NEUTRAL	0- 0	0- 0	0- 2				
6- 11	0- 0	0- 0	NON-CONFERENCE	0- 1	0- 1	6- 9				
4- 4	0- 0	0- 0	HOME	0- 0	0- 0	4- 4				
2- 5	0- 0	0- 0	AWAY	0- 1	0- 1	2- 3				
0- 2	0- 0	0- 0	NEUTRAL	0- 0	0- 0	0- 2				
0- 0	0- 0	0- 0	CONFERENCE	0- 0	0- 0	0- 0				
0- 0	0- 0	0- 0	HOME	0- 0	0- 0	0- 0				
0- 0	0- 0	0- 0	AWAY	0- 0	0- 0	0- 0				
0- 0	0- 0	0- 0	NEUTRAL	0- 0	0- 0	0- 0				

RPI S	Opponent	Score	RPI S	Opponent	Score	RPI S	Opponent	Score	RPI S	Opponent	Score	Team's RPI: 315
						72 A	Howard	31 58	110 A	Minnesota	47 71	
									167 A	Penn	52 48	
									181 A	Lehigh	37 61	
									184 H	Manhattan	66 75	
									187 N	New Hampshire	71 79	
									197 N	Buffalo	53 66	
									203 H	Rider	50 60	
									206 H	Brown	70 66	
									224 A	Navy	51 67	
									251 A	Longwood	71 72	
									256 H	Fairleigh Dickinson	57 68	
									311 H	Colgate	44 54	
									312 H	Saint Peter's	66 59	
									331 A	Delaware St.	65 49	
									334 H	Wagner	68 65	
									341 H	Bucknell	54 53	
LAST 12 Division I GAMES:												
			72 A	Howard	31 58		251 A	Longwood	71 72			
			224 A	Navy	51 67		167 A	Penn	52 48			
			187 N	New Hampshire	71 79		311 H	Colgate	44 54			
			197 N	Buffalo	53 66		203 H	Rider	50 60			
			110 A	Minnesota	47 71		181 A	Lehigh	37 61			
			312 H	Saint Peter's	66 59		341 H	Bucknell	54 53			

Non-Div I Games:

NJIT

Average RPI Win:	257	WON-LOST	WINNING	LAST 12	STRENGTH OF	OPP. STRENGTH	TEAM	ADJ.	CONF.	ADJ CONF.
Average RPI Loss:	142	RECORD	PCT. RANK	GAMES	SCHEDULE	OF SCHEDULE	RPI	RPI	RPI	RPI
DIV. I ONLY	9- 8	154	7- 5	257	278	224	224	29	29	
DIV. I NON-CONF.	7- 7	162	5- 4	265	266	220	220	31	31	
TOTALS	RPI 1-25	RPI 26-50	W-L RECORDS	RPI 51-100	RPI 101-150	RPI 150+				
9- 8	1- 0	0- 1	OVERALL	0- 1	1- 3	7- 3				
7- 3	1- 0	0- 1	HOME	0- 0	0- 2	6- 0				
2- 4	0- 0	0- 0	AWAY	0- 1	1- 0	1- 3				
0- 1	0- 0	0- 0	NEUTRAL	0- 0	0- 1	0- 0				
7- 7	1- 0	0- 1	NON-CONFERENCE	0- 1	1- 2	5- 3				
6- 2	1- 0	0- 1	HOME	0- 0	0- 1	5- 0				
1- 4	0- 0	0- 0	AWAY	0- 1	1- 0	0- 3				
0- 1	0- 0	0- 0	NEUTRAL	0- 0	0- 1	0- 0				
2- 1	0- 0	0- 0	CONFERENCE	0- 0	0- 1	2- 0				
1- 1	0- 0	0- 0	HOME	0- 0	0- 1	1- 0				
1- 0	0- 0	0- 0	AWAY	0- 0	0- 0	1- 0				
0- 0	0- 0	0- 0	NEUTRAL	0- 0	0- 0	0- 0				

RPI 1-25				RPI 26-50				RPI 51-100				RPI 101+ Team's RPI: 224			
RPI	S	Opponent	Score	RPI	S	Opponent	Score	RPI	S	Opponent	Score	RPI	S	Opponent	Score
22	H	Princeton	65 52	36	H	Richmond	39 56	72	A	Howard	50 60	111	N	Boston U.	46 48
												134	H	Holy Cross	38 55
												143	H	UMBC	46 54
												146	A	William & Mary	61 58
												189	A	Fordham	43 47
												211	A	Mt. St. Mary's	45 52
												238	A	Loyola Maryland	38 42
												242	A	Lafayette	60 55
												291	H	Army	58 56
												299	H	Air Force	71 59
												315	H	NJIT	67 51
												326	H	Maine	73 56
												329	H	Siena	61 50
												340	H	Houston Baptist	67 31
LAST 12 Division I GAMES:															
242	A	Lafayette	60 55	291	H	Army	58 56								
315	H	NJIT	67 51	134	H	Holy Cross	38 55								
111	N	Boston U.	46 48	22	H	Princeton	65 52								
189	A	Fordham	43 47	329	H	Siena	61 50								
143	H	UMBC	46 54	326	H	Maine	73 56								
72	A	Howard	50 60	340	H	Houston Baptist	67 31								

Non-Div I Games:

Navy

■ Loss,
 ■ Non-Conf,
 S Site,
 ■ Home
 ■ Away
 N Neutral

Nebraska

Average RPI Win: 147

Average RPI Loss: 23

WON-LOST

WINNING

LAST 12

RECORD

PCT. RANK

GAMES

Through Games Of Sunday, January 15, 2012

STRENGTH OF

SCHEDULE

OPP. STRENGTH

OF SCHEDULE

TEAM

RPI

ADJ.

RPI

CONF.

RPI

ADJ CONF.

RPI

DIV. I ONLY

15- 2

9

10- 2

193

5

38

38

4

4

DIV. I NON-CONF.

11- 1

9

6- 1

259

10

51

51

3

3

TOTALS

RPI 1-25

RPI 26-50

W-L RECORDS

RPI 51-100

RPI 101-150

RPI 150+

15- 2

1- 1

2- 1

OVERALL

3- 0

1- 0

8- 0

9- 1

1- 0

0- 1

HOME

2- 0

0- 0

6- 0

6- 1

0- 1

2- 0

AWAY

1- 0

1- 0

2- 0

0- 0

0- 0

0- 0

NEUTRAL

0- 0

0- 0

0- 0

11- 1

1- 1

1- 0

NON-CONFERENCE

2- 0

0- 0

7- 0

8- 0

1- 0

0- 0

HOME

2- 0

0- 0

5- 0

3- 1

0- 1

1- 0

AWAY

0- 0

0- 0

2- 0

0- 0

0- 0

0- 0

NEUTRAL

0- 0

0- 0

0- 0

4- 1

0- 0

1- 1

CONFERENCE

1- 0

1- 0

1- 0

1- 1

0- 0

0- 1

HOME

0- 0

0- 0

1- 0

3- 0

0- 0

1- 0

AWAY

1- 0

1- 0

0- 0

0- 0

0- 0

0- 0

NEUTRAL

0- 0

0- 0

0- 0

RPI 1-25

RPI 26-50

Team's RPI: 38

RPI 51-100

RPI 101+

RPI	S	Opponent	Score
17	H	Southern California	68 50
18	A	Georgia Tech	57 73

RPI	S	Opponent	Score
28	A	Penn St.	71 63
28	H	Penn St.	73 93
49	A	Florida St.	66 63

RPI	S	Opponent	Score
63	A	Iowa	77 72
82	H	South Dakota St.	80 71
98	H	Creighton	66 55

RPI	S	Opponent	Score
125	A	Wisconsin	75 69
158	H	Mississippi Val.	99 53
162	A	Florida A&M	72 64
193	H	Tex.-Pan American	65 27
198	H	Indiana	62 48
235	H	Vermont	94 41
239	H	Savannah St.	70 50
261	H	Ark.-Pine Bluff	95 43
298	A	Northern Ariz.	97 88

LAST 12 Division I GAMES:

63	A	Iowa	77 72	28	H	Penn St.	73 93
198	H	Indiana	62 48	125	A	Wisconsin	75 69
28	A	Penn St.	71 63	98	H	Creighton	66 55
82	H	South Dakota St.	80 71	193	H	Tex.-Pan American	65 27
235	H	Vermont	94 41	18	A	Georgia Tech	57 73
298	A	Northern Ariz.	97 88	49	A	Florida St.	66 63

Nebraska

Nebraska

Non-Div I Games:

Nebraska

Loss, Non-Conf, S Site, H Home A Away N Neutral

Nevada

Average RPI Win: 229

Average RPI Loss: 134

WON-LOST

WINNING

LAST 12

RECORD

PCT. RANK

GAMES

Through Games Of Sunday, January 15, 2012

STRENGTH OF

SCHEDULE

OPP. STRENGTH

OF SCHEDULE

TEAM

RPI

ADJ.

RPI

CONF.

RPI

ADJ CONF.

RPI

DIV. I ONLY

3- 12

302

2- 10

96

205

255

255

25

25

DIV. I NON-CONF.

3- 11

287

2- 9

117

198

275

275

27

27

TOTALS

RPI 1-25

RPI 26-50

W-L RECORDS

RPI 51-100

RPI 101-150

RPI 150+

3- 12

0- 0

0- 2

OVERALL

0- 3

1- 3

2- 4

2- 5

0- 0

0- 1

HOME

0- 2

1- 2

1- 0

1- 5

0- 0

0- 1

AWAY

0- 1

0- 1

1- 2

0- 2

0- 0

0- 0

NEUTRAL

0- 0

0- 0

0- 2

3- 11

0- 0

0- 2

NON-CONFERENCE

0- 2

1- 3

2- 4

2- 5

0- 0

0- 1

HOME

0- 2

1- 2

1- 0

1- 4

0- 0

0- 1

AWAY

0- 0

0- 1

1- 2

0- 2

0- 0

0- 0

NEUTRAL

0- 0

0- 0

0- 2

0- 1

0- 0

0- 0

CONFERENCE

0- 1

0- 0

0- 0

0- 0

0- 0

0- 0

HOME

0- 0

0- 0

0- 0

0- 1

0- 0

0- 0

AWAY

0- 1

0- 0

0- 0

0- 0

0- 0

0- 0

NEUTRAL

0- 0

0- 0

0- 0

RPI 1-25

RPI 26-50

RPI 51-100

RPI 101+

Team's RPI: 255

RPI S Opponent Score

RPI S Opponent Score

RPI S Opponent Score

RPI S Opponent Score

28 H Penn St. 65 103

74 A Fresno St. 67 85

114 H Mississippi St. 63 67

43 A BYU 53 84

77 H LIU Brooklyn 51 67

128 H Pacific 70 75

94 H UNLV 63 74

130 H Oregon 76 74

131 A Portland St. 73 80

213 N North Dakota St. 47 67

214 A Cal St. Fullerton 74 76

237 N Binghamton 52 58

253 A Long Beach St. 58 61

256 H Butler 71 69

300 A CSU Bakersfield 85 76

LAST 12 Division I GAMES:

94 H UNLV 63 74

74 A Fresno St. 67 85

114 H Mississippi St. 63 67

300 A CSU Bakersfield 85 76

77 H LIU Brooklyn 51 67

253 A Long Beach St. 58 61

43 A BYU 53 84

131 A Portland St. 73 80

130 H Oregon 76 74

128 H Pacific 70 75

214 A Cal St. Fullerton 74 76

28 H Penn St. 65 103

N
e
v
a
d
aN
e
v
a
d
a

Non-Div I Games: Saint Martin's 91 74

Nevada

Loss, Non-Conf, S Site, H Home A Away N Neutral

New Hampshire

Through Games Of Sunday, January 15, 2012

Average RPI Win:	243	WON-LOST	WINNING	LAST 12	STRENGTH OF	OPP. STRENGTH	TEAM	ADJ.	CONF.	ADJ CONF.
Average RPI Loss:	141	RECORD	PCT. RANK	GAMES	SCHEDULE	OF SCHEDULE	RPI	RPI	RPI	RPI
DIV. I ONLY	9- 7	133	7- 5	295	212	187	187	15	15	
DIV. I NON-CONF.	7- 5	122	5- 3	322	226	223	223	13	13	
TOTALS	RPI 1-25	RPI 26-50	W-L RECORDS	RPI 51-100	RPI 101-150	RPI 150+				
9- 7	0- 0	0- 0	OVERALL	1- 1	0- 5	8- 1				
2- 4	0- 0	0- 0	HOME	1- 0	0- 4	1- 0				
6- 3	0- 0	0- 0	AWAY	0- 1	0- 1	6- 1				
1- 0	0- 0	0- 0	NEUTRAL	0- 0	0- 0	1- 0				
7- 5	0- 0	0- 0	NON-CONFERENCE	0- 1	0- 3	7- 1				
1- 3	0- 0	0- 0	HOME	0- 0	0- 3	1- 0				
5- 2	0- 0	0- 0	AWAY	0- 1	0- 0	5- 1				
1- 0	0- 0	0- 0	NEUTRAL	0- 0	0- 0	1- 0				
2- 2	0- 0	0- 0	CONFERENCE	1- 0	0- 2	1- 0				
1- 1	0- 0	0- 0	HOME	1- 0	0- 1	0- 0				
1- 1	0- 0	0- 0	AWAY	0- 0	0- 1	1- 0				
0- 0	0- 0	0- 0	NEUTRAL	0- 0	0- 0	0- 0				

RPI S	Opponent	Score	RPI S	Opponent	Score	RPI S	Opponent	Score	RPI S	Opponent	Score	Team's RPI: 187
83	H Hartford	64 45				101	H Albany (NY)	44 60				
92	A Iowa St.	57 71				128	H Seton Hall	38 61				
						134	H Holy Cross	50 61				
						143	A UMBC	65 67				
						145	H Harvard	62 69				
						184	H Manhattan	57 42				
						206	A Brown	62 57				
						235	A Vermont	69 63				
						243	A Central Conn. St.	44 83				
						244	A Dartmouth	58 53				
						279	A Cornell	63 62				
						310	A Rhode Island	52 33				
						315	N NJIT	79 71				
						334	A Wagner	73 72				
LAST 12 Division I GAMES:												
83	H Hartford	64 45	235	A Vermont	69 63							
143	A UMBC	65 67	101	H Albany (NY)	44 60							
315	N NJIT	79 71	184	H Manhattan	57 42							
92	A Iowa St.	57 71	145	H Harvard	62 69							
334	A Wagner	73 72	134	H Holy Cross	50 61							
310	A Rhode Island	52 33	244	A Dartmouth	58 53							

Non-Div I Games:

New Hampshire

Loss, Non-Conf, S Site, H Home A Away N Neutral

New Mexico

Average RPI Win:	307	WON-LOST	WINNING	LAST 12	STRENGTH OF	OPP. STRENGTH	TEAM	ADJ.	CONF.	ADJ CONF.
Average RPI Loss:	138	RECORD	PCT. RANK	GAMES	SCHEDULE	OF SCHEDULE	RPI	RPI	RPI	RPI
DIV. I ONLY	5- 10	247	5- 7	265	225	287	287	23	23	
DIV. I NON-CONF.	5- 8	220	5- 5	252	203	286	286	25	25	

TOTALS	RPI 1-25	RPI 26-50	W-L RECORDS	RPI 51-100	RPI 101-150	RPI 150+
5- 10	0- 0	0- 2	OVERALL	0- 2	0- 2	5- 4
3- 6	0- 0	0- 1	HOME	0- 1	0- 2	3- 2
2- 4	0- 0	0- 1	AWAY	0- 1	0- 0	2- 2
0- 0	0- 0	0- 0	NEUTRAL	0- 0	0- 0	0- 0
5- 8	0- 0	0- 2	NON-CONFERENCE	0- 2	0- 2	5- 2
3- 5	0- 0	0- 1	HOME	0- 1	0- 2	3- 1
2- 3	0- 0	0- 1	AWAY	0- 1	0- 0	2- 1
0- 0	0- 0	0- 0	NEUTRAL	0- 0	0- 0	0- 0
0- 2	0- 0	0- 0	CONFERENCE	0- 0	0- 0	0- 2
0- 1	0- 0	0- 0	HOME	0- 0	0- 0	0- 1
0- 1	0- 0	0- 0	AWAY	0- 0	0- 0	0- 1
0- 0	0- 0	0- 0	NEUTRAL	0- 0	0- 0	0- 0

RPI S	Opponent	Score	RPI S	Opponent	Score	RPI S	Opponent	Score	RPI S	Opponent	Score	Team's RPI: 287
39	A Texas Tech	43 69	58	A Arizona	50 59	113	H Pepperdine	56 59				
44	H Oklahoma	56 58	70	H UTEP	43 53	141	H Northern Colo.	54 61				
						156	A North Texas	50 63				
						200	A Boise St.	46 65				
						270	H Loyola Marymount	54 57				
						275	H Morehead St.	69 52				
						289	H Wyoming	50 52				
						305	H Houston	70 44				
						308	A New Mexico St.	59 58				
						308	H New Mexico St.	54 53				
						340	A Houston Baptist	65 38				
LAST 12 Division I GAMES:												
305	H Houston	70 44	289	H Wyoming	50 52							
308	A New Mexico St.	59 58	200	A Boise St.	46 65							
58	A Arizona	50 59	308	H New Mexico St.	54 53							
340	A Houston Baptist	65 38	270	H Loyola Marymount	54 57							
141	H Northern Colo.	54 61	113	H Pepperdine	56 59							
70	H UTEP	43 53	275	H Morehead St.	69 52							

Non-Div I Games: Eastern N.M. 54 33

New Mexico

■ Loss,
■ Non-Conf, S Site,
■ Home
■ Away
N Neutral

New Mexico St.

Through Games Of Sunday, January 15, 2012

Average RPI Win:	274	WON-LOST	WINNING	LAST 12	STRENGTH OF	OPP. STRENGTH	TEAM	ADJ.	CONF.	ADJ CONF.
Average RPI Loss:	167	RECORD	PCT. RANK	GAMES	SCHEDULE	OF SCHEDULE	RPI	RPI	RPI	RPI
DIV. I ONLY	3- 13	304	2- 9	194	270	308	308	25	25	
DIV. I NON-CONF.	2- 12	311	1- 8	188	264	303	303	27	27	
TOTALS	RPI 1-25	RPI 26-50	W-L RECORDS	RPI 51-100	RPI 101-150	RPI 150+				
3- 13	0- 0	0- 0	OVERALL	0- 4	0- 3	3- 6				
2- 8	0- 0	0- 0	HOME	0- 3	0- 1	2- 4				
1- 5	0- 0	0- 0	AWAY	0- 1	0- 2	1- 2				
0- 0	0- 0	0- 0	NEUTRAL	0- 0	0- 0	0- 0				
2- 12	0- 0	0- 0	NON-CONFERENCE	0- 4	0- 2	2- 6				
1- 7	0- 0	0- 0	HOME	0- 3	0- 0	1- 4				
1- 5	0- 0	0- 0	AWAY	0- 1	0- 2	1- 2				
0- 0	0- 0	0- 0	NEUTRAL	0- 0	0- 0	0- 0				
1- 1	0- 0	0- 0	CONFERENCE	0- 0	0- 1	1- 0				
1- 1	0- 0	0- 0	HOME	0- 0	0- 1	1- 0				
0- 0	0- 0	0- 0	AWAY	0- 0	0- 0	0- 0				
0- 0	0- 0	0- 0	NEUTRAL	0- 0	0- 0	0- 0				

RPI S	Opponent	Score	RPI S	Opponent	Score	RPI S	Opponent	Score	RPI S	Opponent	Score	Team's RPI: 308
						58	H Arizona	67 84	123	H Utah St.	56 74	
						68	H Idaho St.	42 59	126	A UMKC	57 68	
						70	A UTEP	27 63	142	A Utah	37 74	
						70	H UTEP	72 76	191	H UC Santa Barbara	52 51	
									200	A Boise St.	57 72	
									200	H Boise St.	53 56	
									271	H North Dakota	46 63	
									273	H Southern Utah	57 58	
									287	A New Mexico	53 54	
									287	H New Mexico	58 59	
									305	A Houston	63 62	
									325	H Idaho	61 47	
LAST 12 Division I GAMES:												
200	H Boise St.	53 56	325	H Idaho	61 47							
126	A UMKC	57 68	123	H Utah St.	56 74							
287	H New Mexico	58 59	287	A New Mexico	53 54							
142	A Utah	37 74	70	A UTEP	27 63							
191	H UC Santa Barbara	52 51	273	H Southern Utah	57 58							
200	A Boise St.	57 72	271	H North Dakota	46 63							

Non-Div I Games: Shaw

61 53

New Mexico St.

■ Loss,
 ■ Non-Conf,
 ■ S Site,
 ■ H Home
 ■ A Away
 N Neutral

Niagara

Through Games Of Sunday, January 15, 2012

Average RPI Win: 288	WON-LOST	WINNING	LAST 12	STRENGTH OF	OPP. STRENGTH	TEAM	ADJ.	CONF.	ADJ CONF.
Average RPI Loss: 162	RECORD	PCT. RANK	GAMES	SCHEDULE	OF SCHEDULE	RPI	RPI	RPI	RPI
DIV. I ONLY	5- 13	276	4- 8	239	276	282	282	22	22
DIV. I NON-CONF.	3- 9	274	2- 4	184	295	270	270	21	21
TOTALS	RPI 1-25	RPI 26-50	W-L RECORDS	RPI 51-100	RPI 101-150	RPI 150+			
5- 13	0- 0	0- 2	OVERALL	0- 0	0- 4	5- 7			
3- 3	0- 0	0- 0	HOME	0- 0	0- 0	3- 3			
2- 8	0- 0	0- 1	AWAY	0- 0	0- 2	2- 2			
0- 2	0- 0	0- 0	NEUTRAL	0- 0	0- 2	0- 0			
3- 9	0- 0	0- 1	NON-CONFERENCE	0- 0	0- 4	3- 4			
2- 2	0- 0	0- 0	HOME	0- 0	0- 0	2- 2			
1- 5	0- 0	0- 1	AWAY	0- 0	0- 2	1- 2			
0- 2	0- 0	0- 0	NEUTRAL	0- 0	0- 2	0- 0			
2- 4	0- 0	0- 1	CONFERENCE	0- 0	0- 0	2- 3			
1- 1	0- 0	0- 0	HOME	0- 0	0- 0	1- 1			
1- 3	0- 0	0- 1	AWAY	0- 0	0- 0	1- 2			
0- 0	0- 0	0- 0	NEUTRAL	0- 0	0- 0	0- 0			

RPI S	Opponent	Score	RPI S	Opponent	Score	RPI S	Opponent	Score	RPI S	Opponent	Score	Team's RPI: 282
			45	A Marist	44 63				101	A Albany (NY)	42 55	
			46	A St. Bonaventure	49 63				106	A Syracuse	30 81	
									118	N Stetson	52 67	
									144	N Bradley	43 68	
									167	H Penn	41 55	
									170	H Iona	61 71	
									197	H Buffalo	54 65	
									203	A Rider	53 60	
									220	A Winthrop	47 82	
									237	H Binghamton	64 53	
									238	A Loyola Maryland	57 54	
									263	A Ohio	40 50	
									311	A Colgate	61 60	
									312	H Saint Peter's	61 52	
									329	A Siena	49 62	
									341	H Bucknell	61 55	
LAST 12 Division I GAMES:												
312	H Saint Peter's	61 52	45	A Marist	44 63							
170	H Iona	61 71	329	A Siena	49 62							
203	A Rider	53 60	263	A Ohio	40 50							
238	A Loyola Maryland	57 54	237	H Binghamton	64 53							
106	A Syracuse	30 81	101	A Albany (NY)	42 55							
46	A St. Bonaventure	49 63	311	A Colgate	61 60							

Non-Div I Games:

Niagara

■ Loss,
 ■ Non-Conf,
 S Site,
 ■ Home
 ■ Away
 N Neutral

Average RPI Win:	272	WON-LOST	WINNING	LAST 12	STRENGTH OF	OPP. STRENGTH	TEAM	ADJ.	CONF.	ADJ CONF.
Average RPI Loss:	197	RECORD	PCT. RANK	GAMES	SCHEDULE	OF SCHEDULE	RPI	RPI	RPI	RPI
DIV. I ONLY	7- 7	166	6- 4	338	269	254	254	24	24	
DIV. I NON-CONF.	5- 6	189	4- 3	312	287	232	232	26	26	
TOTALS	RPI 1-25	RPI 26-50	W-L RECORDS	RPI 51-100	RPI 101-150	RPI 150+				
7- 7	0- 0	0- 0	OVERALL	0- 0	0- 2	7- 5				
3- 1	0- 0	0- 0	HOME	0- 0	0- 0	3- 1				
3- 5	0- 0	0- 0	AWAY	0- 0	0- 2	3- 3				
1- 1	0- 0	0- 0	NEUTRAL	0- 0	0- 0	1- 1				
5- 6	0- 0	0- 0	NON-CONFERENCE	0- 0	0- 1	5- 5				
2- 1	0- 0	0- 0	HOME	0- 0	0- 0	2- 1				
2- 4	0- 0	0- 0	AWAY	0- 0	0- 1	2- 3				
1- 1	0- 0	0- 0	NEUTRAL	0- 0	0- 0	1- 1				
2- 1	0- 0	0- 0	CONFERENCE	0- 0	0- 1	2- 0				
1- 0	0- 0	0- 0	HOME	0- 0	0- 0	1- 0				
1- 1	0- 0	0- 0	AWAY	0- 0	0- 1	1- 0				
0- 0	0- 0	0- 0	NEUTRAL	0- 0	0- 0	0- 0				

RPI 1-25			RPI 26-50			RPI 51-100			RPI 101+			Team's RPI: 254
RPI	S	Opponent	Score	RPI	S	Opponent	Score	RPI	S	Opponent	Score	
								130	A	Oregon	76	95
								132	A	Sam Houston St.	46	67
								156	H	North Texas	67	64
								162	H	Florida A&M	77	69
								174	A	UALR	48	62
								180	A	Alabama	51	72
								201	N	UC Irvine	48	62
								268	A	La.-Monroe	68	78
								284	A	La.-Lafayette	72	64
								297	H	Alabama St.	57	61
								320	H	Texas-Arlington	78	59
								322	A	Texas Southern	69	48
								328	A	Northwestern St.	83	69
								330	N	Weber St.	83	56
LAST 12 Division I GAMES:												
320	H	Texas-Arlington	78	59	132	A	Sam Houston St.	46	67			
174	A	UALR	48	62	328	A	Northwestern St.	83	69			
156	H	North Texas	67	64	130	A	Oregon	76	95			
322	A	Texas Southern	69	48	330	N	Weber St.	83	56			
162	H	Florida A&M	77	69	201	N	UC Irvine	48	62			
268	A	La.-Monroe	68	78	297	H	Alabama St.	57	61			

Non-Div I Games: Southern-N.O. 72 52 Belhaven 78 60

Nicholls St.

■ Loss,
 ■ Non-Conf,
 ■ S Site,
 ■ H Home
 ■ A Away
 N Neutral

Average RPI Win:	257	WON-LOST	WINNING	LAST 12	STRENGTH OF	OPP. STRENGTH	TEAM	ADJ.	CONF.	ADJ CONF.
Average RPI Loss:	159	RECORD	PCT. RANK	GAMES	SCHEDULE	OF SCHEDULE	RPI	RPI	RPI	RPI
DIV. I ONLY	6- 8	214	4- 7	294	255	262	262	26	26	
DIV. I NON-CONF.	3- 6	238	1- 5	256	285	251	251	24	24	
TOTALS	RPI 1-25	RPI 26-50	W-L RECORDS	RPI 51-100	RPI 101-150	RPI 150+				
6- 8	0- 0	0- 1	OVERALL	0- 2	0- 1	6- 4				
3- 4	0- 0	0- 0	HOME	0- 1	0- 1	3- 2				
3- 3	0- 0	0- 0	AWAY	0- 1	0- 0	3- 2				
0- 1	0- 0	0- 1	NEUTRAL	0- 0	0- 0	0- 0				
3- 6	0- 0	0- 1	NON-CONFERENCE	0- 1	0- 1	3- 3				
1- 2	0- 0	0- 0	HOME	0- 0	0- 1	1- 1				
2- 3	0- 0	0- 0	AWAY	0- 1	0- 0	2- 2				
0- 1	0- 0	0- 1	NEUTRAL	0- 0	0- 0	0- 0				
3- 2	0- 0	0- 0	CONFERENCE	0- 1	0- 0	3- 1				
2- 2	0- 0	0- 0	HOME	0- 1	0- 0	2- 1				
1- 0	0- 0	0- 0	AWAY	0- 0	0- 0	1- 0				
0- 0	0- 0	0- 0	NEUTRAL	0- 0	0- 0	0- 0				

RPI 1-25				RPI 26-50				RPI 51-100				RPI 101+				Team's RPI: 262	
RPI	S	Opponent	Score	RPI	S	Opponent	Score	RPI	S	Opponent	Score	RPI	S	Opponent	Score		
				46	N	St. Bonaventure	44 58	72	H	Howard	50 73	146	H	William & Mary	76 79		
								85	A	VCU	59 79	182	A	Monmouth	62 69		
												205	H	Md.-East. Shore	61 58		
												223	H	George Mason	60 57		
												225	H	South Carolina St.	69 75		
												239	H	Savannah St.	54 49		
												241	H	Radford	68 80		
												248	A	Morgan St.	76 75		
												277	A	Wofford	45 50		
												302	A	S.C. Upstate	94 81		
												322	A	Texas Southern	80 58		
LAST 12 Division I GAMES:																	
205	H	Md.-East. Shore	61 58	248	A	Morgan St.	76 75	72	H	Howard	50 73						
223	H	George Mason	60 57	225	H	South Carolina St.	69 75	239	H	Savannah St.	54 49						
46	N	St. Bonaventure	44 58	146	H	William & Mary	76 79	302	A	S.C. Upstate	94 81						
182	A	Monmouth	62 69														
85	A	VCU	59 79														
241	H	Radford	68 80														

Non-Div I Games: Virginia Union 76 58 Chowan 60 43

Norfolk St.

■ Loss,
 ■ Non-Conf,
 ■ S Site,
 ■ Home
 ■ A Away
 N Neutral

North Carolina

Through Games Of Sunday, January 15, 2012

Average RPI Win:	239	WON-LOST	WINNING	LAST 12	STRENGTH OF	OPP. STRENGTH	TEAM	ADJ.	CONF.	ADJ CONF.
Average RPI Loss:	76	RECORD	PCT. RANK	GAMES	SCHEDULE	OF SCHEDULE	RPI	RPI	RPI	RPI
DIV. I ONLY	12- 4	48	8- 4	288	111	155	155	6	6	
DIV. I NON-CONF.	10- 2	32	6- 2	337	202	243	243	4	4	
TOTALS	RPI 1-25	RPI 26-50	W-L RECORDS	RPI 51-100	RPI 101-150	RPI 150+				
12- 4	1- 1	1- 2	OVERALL	0- 0	0- 0	10- 1				
10- 2	1- 1	0- 0	HOME	0- 0	0- 0	9- 1				
1- 1	0- 0	1- 1	AWAY	0- 0	0- 0	0- 0				
1- 1	0- 0	0- 1	NEUTRAL	0- 0	0- 0	1- 0				
10- 2	0- 0	0- 2	NON-CONFERENCE	0- 0	0- 0	10- 0				
9- 0	0- 0	0- 0	HOME	0- 0	0- 0	9- 0				
0- 1	0- 0	0- 1	AWAY	0- 0	0- 0	0- 0				
1- 1	0- 0	0- 1	NEUTRAL	0- 0	0- 0	1- 0				
2- 2	1- 1	1- 0	CONFERENCE	0- 0	0- 0	0- 1				
1- 2	1- 1	0- 0	HOME	0- 0	0- 0	0- 1				
1- 0	0- 0	1- 0	AWAY	0- 0	0- 0	0- 0				
0- 0	0- 0	0- 0	NEUTRAL	0- 0	0- 0	0- 0				

RPI 1-25				RPI 26-50				RPI 51-100				RPI 101+ Team's RPI: 155			
RPI	S	Opponent	Score	RPI	S	Opponent	Score	RPI	S	Opponent	Score	RPI	S	Opponent	Score
7	H	Maryland	72 78	28	A	Penn St.	84 103					227	H	Clemson	47 52
11	H	Miami (FL)	65 63	37	A	Virginia	78 73					236	N	East Carolina	65 61
				41	N	South Carolina	48 79					239	H	Savannah St.	74 21
												249	H	Kennesaw St.	76 62
												258	H	East Tenn. St.	93 77
												264	H	Presbyterian	61 38
												292	H	UNC Greensboro	91 35
												301	H	Gardner-Webb	109 44
												302	H	S.C. Upstate	91 34
												335	H	Lipscomb	95 53
												342	H	N.C. Central	79 42
LAST 12 Division I GAMES:															
37	A	Virginia	78 73	227	H	Clemson	47 52								
11	H	Miami (FL)	65 63	7	H	Maryland	72 78								
342	H	N.C. Central	79 42	258	H	East Tenn. St.	93 77								
239	H	Savannah St.	74 21	335	H	Lipscomb	95 53								
236	N	East Carolina	65 61	28	A	Penn St.	84 103								
41	N	South Carolina	48 79	249	H	Kennesaw St.	76 62								

Non-Div I Games:

North Carolina

■ Loss,
 ■ Non-Conf, S Site,
 ■ Home
 ■ Away
 N Neutral

Average RPI Win:	174	WON-LOST	WINNING	LAST 12	STRENGTH OF	OPP. STRENGTH	TEAM	ADJ.	CONF.	ADJ CONF.
Average RPI Loss:	37	RECORD	PCT. RANK	GAMES	SCHEDULE	OF SCHEDULE	RPI	RPI	RPI	RPI
DIV. I ONLY	11- 6	92	7- 5	39	50	50	50	6	6	
DIV. I NON-CONF.	10- 3	50	6- 2	61	116	68	68	4	4	
TOTALS	RPI 1-25	RPI 26-50	W-L RECORDS	RPI 51-100	RPI 101-150	RPI 150+				
11- 6	0- 3	2- 2	OVERALL	2- 1	0- 0	7- 0				
7- 2	0- 1	2- 1	HOME	1- 0	0- 0	4- 0				
2- 4	0- 2	0- 1	AWAY	0- 1	0- 0	2- 0				
2- 0	0- 0	0- 0	NEUTRAL	1- 0	0- 0	1- 0				
10- 3	0- 0	2- 2	NON-CONFERENCE	2- 1	0- 0	6- 0				
6- 1	0- 0	2- 1	HOME	1- 0	0- 0	3- 0				
2- 2	0- 0	0- 1	AWAY	0- 1	0- 0	2- 0				
2- 0	0- 0	0- 0	NEUTRAL	1- 0	0- 0	1- 0				
1- 3	0- 3	0- 0	CONFERENCE	0- 0	0- 0	1- 0				
1- 1	0- 1	0- 0	HOME	0- 0	0- 0	1- 0				
0- 2	0- 2	0- 0	AWAY	0- 0	0- 0	0- 0				
0- 0	0- 0	0- 0	NEUTRAL	0- 0	0- 0	0- 0				

RPI 1-25				RPI 26-50				Team's RPI: 50	RPI 51-100				RPI 101+			
RPI	S	Opponent	Score	RPI	S	Opponent	Score		RPI	S	Opponent	Score	RPI	S	Opponent	Score
11	A	Miami (FL)	68 78	34	H	Vanderbilt	66 59		88	N	Fla. Gulf Coast	69 64	180	H	Alabama	79 57
12	A	Duke	59 83	36	H	Richmond	58 72		89	H	UNC Wilmington	83 64	190	H	Boston College	80 57
18	H	Georgia Tech	66 76	41	H	South Carolina	55 53		98	A	Creighton	67 74	192	A	TCU	85 79
				47	A	Northwestern	59 76						226	A	Hawaii	84 54
													265	N	Alcorn St.	85 70
													285	H	Jacksonville	80 42
													319	H	Southeast Mo. St.	66 29
LAST 12 Division I GAMES:																
11	A	Miami (FL)	68 78	190	H	Boston College	80 57									
18	H	Georgia Tech	66 76	12	A	Duke	59 83									
226	A	Hawaii	84 54	36	H	Richmond	58 72									
265	N	Alcorn St.	85 70	180	H	Alabama	79 57									
88	N	Fla. Gulf Coast	69 64	41	H	South Carolina	55 53									
34	H	Vanderbilt	66 59	47	A	Northwestern	59 76									

Non-Div I Games:

North Carolina St.

■ Loss,
 ■ Non-Conf, S Site,
 ■ Home
 ■ Away
 N Neutral

North Dakota

Through Games Of Sunday, January 15, 2012

Average RPI Win: 239	WON-LOST	WINNING	LAST 12	STRENGTH OF	OPP. STRENGTH	TEAM	ADJ.	CONF.	ADJ CONF.
Average RPI Loss: 190	RECORD	PCT. RANK	GAMES	SCHEDULE	OF SCHEDULE	RPI	RPI	RPI	RPI
DIV. I ONLY	6- 9	222	2- 8	315	252	271	271	33	33
DIV. I NON-CONF.	6- 9	211	2- 8	308	259	278	278	33	33
TOTALS	RPI 1-25	RPI 26-50	W-L RECORDS	RPI 51-100	RPI 101-150	RPI 150+			
6- 9	0- 0	1- 0	OVERALL	0- 2	0- 0	5- 7			
3- 2	0- 0	1- 0	HOME	0- 1	0- 0	2- 1			
2- 6	0- 0	0- 0	AWAY	0- 1	0- 0	2- 5			
1- 1	0- 0	0- 0	NEUTRAL	0- 0	0- 0	1- 1			
6- 9	0- 0	1- 0	NON-CONFERENCE	0- 2	0- 0	5- 7			
3- 2	0- 0	1- 0	HOME	0- 1	0- 0	2- 1			
2- 6	0- 0	0- 0	AWAY	0- 1	0- 0	2- 5			
1- 1	0- 0	0- 0	NEUTRAL	0- 0	0- 0	1- 1			
0- 0	0- 0	0- 0	CONFERENCE	0- 0	0- 0	0- 0			
0- 0	0- 0	0- 0	HOME	0- 0	0- 0	0- 0			
0- 0	0- 0	0- 0	AWAY	0- 0	0- 0	0- 0			
0- 0	0- 0	0- 0	NEUTRAL	0- 0	0- 0	0- 0			

RPI S	Opponent	Score	RPI S	Opponent	Score	RPI S	Opponent	Score	RPI S	Opponent	Score	Team's RPI: 271
48	H Duquesne	86 80	61	A Missouri	52 69	151	A Drake	60 74	154	H UNI	74 70	
			98	H Creighton	54 72	160	A Montana St.	54 70	160	H Montana St.	63 67	
						209	A Montana	39 60	250	A Colorado St.	52 58	
						273	N Southern Utah	62 61	299	A Air Force	54 65	
						308	A New Mexico St.	63 46	325	A Idaho	78 68	
						325	H Idaho	84 54	325	N Idaho	50 53	
LAST 12 Division I GAMES:												
209	A Montana	39 60	299	A Air Force	54 65							
325	N Idaho	50 53	325	A Idaho	78 68							
160	A Montana St.	54 70	160	H Montana St.	63 67							
154	H UNI	74 70	151	A Drake	60 74							
61	A Missouri	52 69	308	A New Mexico St.	63 46							
250	A Colorado St.	52 58	273	N Southern Utah	62 61							

Non-Div I Games: Jamestown 57 47 Bemidji St. 86 50

North Dakota

Loss, Non-Conf, S Site, H Home A Away N Neutral

Average RPI Win:	222	WON-LOST	WINNING	LAST 12	STRENGTH OF	OPP. STRENGTH	TEAM	ADJ.	CONF.	ADJ CONF.
Average RPI Loss:	119	RECORD	PCT. RANK	GAMES	SCHEDULE	OF SCHEDULE	RPI	RPI	RPI	RPI
DIV. I ONLY	5- 12	264	4- 7	116	113	213	213	17	17	
DIV. I NON-CONF.	1- 9	321	0- 5	23	38	134	134	11	11	
TOTALS	RPI 1-25	RPI 26-50	W-L RECORDS	RPI 51-100	RPI 101-150	RPI 150+				
5- 12	0- 2	0- 2	OVERALL	0- 2	1- 2	4- 4				
3- 3	0- 1	0- 1	HOME	0- 1	1- 0	2- 0				
1- 7	0- 0	0- 0	AWAY	0- 1	0- 2	1- 4				
1- 2	0- 1	0- 1	NEUTRAL	0- 0	0- 0	1- 0				
1- 9	0- 2	0- 2	NON-CONFERENCE	0- 2	0- 1	1- 2				
0- 3	0- 1	0- 1	HOME	0- 1	0- 0	0- 0				
0- 4	0- 0	0- 0	AWAY	0- 1	0- 1	0- 2				
1- 2	0- 1	0- 1	NEUTRAL	0- 0	0- 0	1- 0				
4- 3	0- 0	0- 0	CONFERENCE	0- 0	1- 1	3- 2				
3- 0	0- 0	0- 0	HOME	0- 0	1- 0	2- 0				
1- 3	0- 0	0- 0	AWAY	0- 0	0- 1	1- 2				
0- 0	0- 0	0- 0	NEUTRAL	0- 0	0- 0	0- 0				

RPI 1-25				RPI 26-50				RPI 51-100				RPI 101+ Team's RPI: 213			
RPI	S	Opponent	Score	RPI	S	Opponent	Score	RPI	S	Opponent	Score	RPI	S	Opponent	Score
6	N	Kansas St.	47 70	47	N	Northwestern	55 68	94	A	UNLV	57 76	110	A	Minnesota	41 80
15	H	Green Bay	59 82	48	H	Duquesne	66 74	98	H	Creighton	51 71	137	H	South Dakota	64 50
												138	A	Oral Roberts	66 92
												151	A	Drake	49 57
												154	A	UNI	41 60
												179	H	Oakland	78 65
												255	N	Nevada	67 47
												266	H	IPFW	77 70
												269	A	Western Ill.	65 68
												273	A	Southern Utah	80 68
												294	A	IUPUI	39 49
LAST 12 Division I GAMES:															
273	A	Southern Utah	80 68	137	H	South Dakota	64 50								
179	H	Oakland	78 65	138	A	Oral Roberts	66 92								
266	H	IPFW	77 70	154	A	UNI	41 60								
47	N	Northwestern	55 68	151	A	Drake	49 57								
94	A	UNLV	57 76	269	A	Western Ill.	65 68								
6	N	Kansas St.	47 70	294	A	IUPUI	39 49								

Non-Div I Games: Dakota St. 92 48 Valley City St. 85 64

North Dakota St.

Loss, Non-Conf, S Site, H Home A Away N Neutral

Average RPI Win: 310		WON-LOST	WINNING	LAST 12	STRENGTH OF	OPP. STRENGTH	TEAM	ADJ.	CONF.	ADJ CONF.
Average RPI Loss: 176		RECORD	PCT. RANK	GAMES	SCHEDULE	OF SCHEDULE	RPI	RPI	RPI	RPI
DIV. I ONLY		6- 12	247	5- 7	304	316	313	313	30	30
DIV. I NON-CONF.		3- 8	268	2- 3	290	316	308	308	28	28
TOTALS	RPI 1-25	RPI 26-50		W-L RECORDS		RPI 51-100	RPI 101-150	RPI 150+		
6- 12	0- 0	0- 0		OVERALL		0- 3	0- 4	6- 5		
6- 3	0- 0	0- 0		HOME		0- 0	0- 0	6- 3		
0- 9	0- 0	0- 0		AWAY		0- 3	0- 4	0- 2		
0- 0	0- 0	0- 0		NEUTRAL		0- 0	0- 0	0- 0		
3- 8	0- 0	0- 0		NON-CONFERENCE		0- 2	0- 3	3- 3		
3- 1	0- 0	0- 0		HOME		0- 0	0- 0	3- 1		
0- 7	0- 0	0- 0		AWAY		0- 2	0- 3	0- 2		
0- 0	0- 0	0- 0		NEUTRAL		0- 0	0- 0	0- 0		
3- 4	0- 0	0- 0		CONFERENCE		0- 1	0- 1	3- 2		
3- 2	0- 0	0- 0		HOME		0- 0	0- 0	3- 2		
0- 2	0- 0	0- 0		AWAY		0- 1	0- 1	0- 0		
0- 0	0- 0	0- 0		NEUTRAL		0- 0	0- 0	0- 0		

RPI 1-25				RPI 26-50				RPI 51-100				RPI 101+				Team's RPI: 313	
RPI	S	Opponent	Score	RPI	S	Opponent	Score	RPI	S	Opponent	Score	RPI	S	Opponent	Score		
								61	A	Missouri	46	67	102	A	South Fla.	41	76
								79	A	West Virginia	30	86	118	A	Stetson	55	63
								88	A	Fla. Gulf Coast	34	68	126	A	UMKC	63	100
												140	A	Ole Miss	59	68	
												231	A	Fla. Atlantic	52	63	
												239	H	Savannah St.	61	64	
												258	H	East Tenn. St.	70	67	
												285	H	Jacksonville	51	36	
												293	H	Belmont	37	54	
												302	H	S.C. Upstate	57	58	
												316	H	Coastal Caro.	67	37	
												331	H	Delaware St.	72	61	
												335	H	Lipscomb	77	67	
												336	A	Bethune-Cookman	63	66	
												337	H	Jacksonville St.	63	47	
LAST 12 Division I GAMES:																	
				118	A	Stetson	55	63	302	H	S.C. Upstate	57	58				
				88	A	Fla. Gulf Coast	34	68	258	H	East Tenn. St.	70	67				
				335	H	Lipscomb	77	67	331	H	Delaware St.	72	61				
				293	H	Belmont	37	54	231	A	Fla. Atlantic	52	63				
				336	A	Bethune-Cookman	63	66	79	A	West Virginia	30	86				
				337	H	Jacksonville St.	63	47	285	H	Jacksonville	51	36				

Non-Div I Games:

North Florida

Loss, Non-Conf, S Site, H Home A Away N Neutral

North Texas

Through Games Of Sunday, January 15, 2012

Average RPI Win:	232	WON-LOST	WINNING	LAST 12	STRENGTH OF	OPP. STRENGTH	TEAM	ADJ.	CONF.	ADJ CONF.
Average RPI Loss:	126	RECORD	PCT. RANK	GAMES	SCHEDULE	OF SCHEDULE	RPI	RPI	RPI	RPI
DIV. I ONLY	11- 8	129	6- 6	231	198	156	156	21	21	
DIV. I NON-CONF.	7- 6	154	2- 4	124	191	116	116	20	20	
TOTALS	RPI 1-25	RPI 26-50	W-L RECORDS	RPI 51-100	RPI 101-150	RPI 150+				
11- 8	0- 0	0- 0	OVERALL	1- 4	0- 2	10- 2				
6- 2	0- 0	0- 0	HOME	0- 1	0- 1	6- 0				
3- 6	0- 0	0- 0	AWAY	0- 3	0- 1	3- 2				
2- 0	0- 0	0- 0	NEUTRAL	1- 0	0- 0	1- 0				
7- 6	0- 0	0- 0	NON-CONFERENCE	1- 4	0- 1	6- 1				
3- 2	0- 0	0- 0	HOME	0- 1	0- 1	3- 0				
2- 4	0- 0	0- 0	AWAY	0- 3	0- 0	2- 1				
2- 0	0- 0	0- 0	NEUTRAL	1- 0	0- 0	1- 0				
4- 2	0- 0	0- 0	CONFERENCE	0- 0	0- 1	4- 1				
3- 0	0- 0	0- 0	HOME	0- 0	0- 0	3- 0				
1- 2	0- 0	0- 0	AWAY	0- 0	0- 1	1- 1				
0- 0	0- 0	0- 0	NEUTRAL	0- 0	0- 0	0- 0				

RPI 1-25			RPI 26-50			RPI 51-100			RPI 101+			Team's RPI: 156
RPI	S	Opponent	Score	RPI	S	Opponent	Score	RPI	S	Opponent	Score	
						51 A Missouri St.	67 78	138 H Oral Roberts		60 70		
						55 A Texas	62 71	148 A South Ala.		60 69		
						57 H Tulane	47 55	164 H SMU		50 46		
						58 A Arizona	62 69	174 H UALR		64 57		
						78 N Oregon St.	60 53	180 H Alabama		69 63		
								207 H Western Ky.		50 42		
								217 A Texas St.		61 43		
								245 A Arkansas St.		64 70		
								254 A Nicholls St.		64 67		
								268 A La.-Monroe		56 54		
								287 H New Mexico		63 50		
								318 N A&M-Corpus Christi		72 58		
								320 A Texas-Arlington		66 47		
								338 H Troy		57 36		
LAST 12 Division I GAMES:												
245 A		Arkansas St.	64 70	268 A		La.-Monroe	56 54					
148 A		South Ala.	60 69	207 H		Western Ky.	50 42					
338 H		Troy	57 36	51 A		Missouri St.	67 78					
174 H		UALR	64 57	57 H		Tulane	47 55					
254 A		Nicholls St.	64 67	180 H		Alabama	69 63					
55 A		Texas	62 71	318 N		A&M-Corpus Christi	72 58					

Non-Div I Games:

North Texas

■ Loss,
 ■ Non-Conf,
 ■ S Site,
 ■ H Home
 ■ A Away
 N Neutral

Northeastern

Average RPI Win: **258**

WON-LOST

WINNING

LAST 12

Through Games Of Sunday, January 15, 2012

Average RPI Loss: **87**

RECORD

PCT. RANK

GAMES

STRENGTH OF
SCHEDULEOPP. STRENGTH
OF SCHEDULETEAM
RPIADJ.
RPICONF.
RPIADJ CONF.
RPI

DIV. I ONLY

3- 13

304

3- 9

41

106

210

210

7

7

DIV. I NON-CONF.

2- 9

296

2- 5

37

118

211

211

7

7

TOTALS

RPI 1-25

RPI 26-50

W-L RECORDS

RPI 51-100

RPI 101-150

RPI 150+

3- 13

0- 3

0- 0

OVERALL

0- 6

0- 3

3- 1

2- 5

0- 1

0- 0

HOME

0- 2

0- 1

2- 1

1- 7

0- 1

0- 0

AWAY

0- 4

0- 2

1- 0

0- 1

0- 1

0- 0

NEUTRAL

0- 0

0- 0

0- 0

2- 9

0- 2

0- 0

NON-CONFERENCE

0- 4

0- 3

2- 0

1- 3

0- 0

0- 0

HOME

0- 2

0- 1

1- 0

1- 5

0- 1

0- 0

AWAY

0- 2

0- 2

1- 0

0- 1

0- 1

0- 0

NEUTRAL

0- 0

0- 0

0- 0

1- 4

0- 1

0- 0

CONFERENCE

0- 2

0- 0

1- 1

1- 2

0- 1

0- 0

HOME

0- 0

0- 0

1- 1

0- 2

0- 0

0- 0

AWAY

0- 2

0- 0

0- 0

0- 0

0- 0

0- 0

NEUTRAL

0- 0

0- 0

0- 0

RPI 1-25

RPI	S	Opponent	Score
8	H	Delaware	54 70
14	A	Kentucky	47 81
24	N	Georgia	61 81

RPI 26-50

RPI	S	Opponent	Score
-----	---	----------	-------

RPI 51-100

RPI	S	Opponent	Score
64	H	Temple	58 72
65	A	Miami (OH)	55 75
85	A	VCU	60 67
89	A	UNC Wilmington	53 60
94	A	UNLV	58 61
100	H	Eastern Mich.	53 83

RPI 101+

Team's RPI: 210

RPI	S	Opponent	Score
111	A	Boston U.	65 75
122	H	La Salle	60 75
134	A	Holy Cross	68 70
216	H	Old Dominion	70 73
223	H	George Mason	58 54
235	H	Vermont	78 62
317	A	Kent St.	73 65

LAST 12 Division I GAMES:

216	H	Old Dominion	70 73	8	H	Delaware	54 70
89	A	UNC Wilmington	53 60	223	H	George Mason	58 54
122	H	La Salle	60 75	85	A	VCU	60 67
317	A	Kent St.	73 65	235	H	Vermont	78 62
65	A	Miami (OH)	55 75	24	N	Georgia	61 81
134	A	Holy Cross	68 70	94	A	UNLV	58 61

Non-Div I Games:

Northeastern

■ Loss,
 ■ Non-Conf,
 ■ S Site,
 ■ H Home
 ■ A Away
 N Neutral

Average RPI Win:	288	WON-LOST	WINNING	LAST 12	STRENGTH OF	OPP. STRENGTH	TEAM	ADJ.	CONF.	ADJ CONF.
Average RPI Loss:	167	RECORD	PCT. RANK	GAMES	SCHEDULE	OF SCHEDULE	RPI	RPI	RPI	RPI
DIV. I ONLY	4- 13	292	2- 10	161	335	298	298	19	19	
DIV. I NON-CONF.	4- 7	228	2- 4	167	338	300	300	17	17	
TOTALS	RPI 1-25	RPI 26-50	W-L RECORDS	RPI 51-100	RPI 101-150	RPI 150+				
4- 13	0- 0	0- 1	OVERALL	0- 1	0- 5	4- 6				
4- 3	0- 0	0- 1	HOME	0- 0	0- 1	4- 1				
0- 10	0- 0	0- 0	AWAY	0- 1	0- 4	0- 5				
0- 0	0- 0	0- 0	NEUTRAL	0- 0	0- 0	0- 0				
4- 7	0- 0	0- 1	NON-CONFERENCE	0- 1	0- 3	4- 2				
4- 1	0- 0	0- 1	HOME	0- 0	0- 0	4- 0				
0- 6	0- 0	0- 0	AWAY	0- 1	0- 3	0- 2				
0- 0	0- 0	0- 0	NEUTRAL	0- 0	0- 0	0- 0				
0- 6	0- 0	0- 0	CONFERENCE	0- 0	0- 2	0- 4				
0- 2	0- 0	0- 0	HOME	0- 0	0- 1	0- 1				
0- 4	0- 0	0- 0	AWAY	0- 0	0- 1	0- 3				
0- 0	0- 0	0- 0	NEUTRAL	0- 0	0- 0	0- 0				

RPI S	Opponent	Score	RPI S	Opponent	Score	RPI S	Opponent	Score	RPI S	Opponent	Score	Team's RPI: 298
38	H Nebraska	88 97	92	A Iowa St.	41 65	109	A Colorado	60 84	123	A Utah St.	51 70	
						131	H Portland St.	74 84	137	A South Dakota	56 73	
						141	A Northern Colo.	71 77	160	A Montana St.	65 77	
						161	H Eastern Wash.	56 74	209	A Montana	48 60	
						214	H Cal St. Fullerton	64 54	278	A San Jose St.	64 74	
						281	A Sacramento St.	85 91	306	H UC Riverside	67 59	
						314	A Utah Valley	56 73	314	H Utah Valley	73 59	
						317	H Kent St.	72 56				
LAST 12 Division I GAMES:												
161	H Eastern Wash.	56 74	160	A Montana St.	65 77							
131	H Portland St.	74 84	209	A Montana	48 60							
141	A Northern Colo.	71 77	38	H Nebraska	88 97							
281	A Sacramento St.	85 91	214	H Cal St. Fullerton	64 54							
123	A Utah St.	51 70	278	A San Jose St.	64 74							
314	A Utah Valley	56 73	317	H Kent St.	72 56							

Non-Div I Games: Adams St. 76 50

Northern Ariz.

Average RPI Win:	248	WON-LOST	WINNING	LAST 12	STRENGTH OF	OPP. STRENGTH	TEAM	ADJ.	CONF.	ADJ CONF.
Average RPI Loss:	126	RECORD	PCT. RANK	GAMES	SCHEDULE	OF SCHEDULE	RPI	RPI	RPI	RPI
DIV. I ONLY	9- 7	133	6- 5	222	229	141	141	19	19	
DIV. I NON-CONF.	6- 5	141	3- 3	231	260	146	146	17	17	
TOTALS	RPI 1-25	RPI 26-50	W-L RECORDS	RPI 51-100	RPI 101-150	RPI 150+				
9- 7	0- 0	0- 0	OVERALL	0- 2	0- 4	9- 1				
5- 1	0- 0	0- 0	HOME	0- 0	0- 1	5- 0				
4- 6	0- 0	0- 0	AWAY	0- 2	0- 3	4- 1				
0- 0	0- 0	0- 0	NEUTRAL	0- 0	0- 0	0- 0				
6- 5	0- 0	0- 0	NON-CONFERENCE	0- 1	0- 3	6- 1				
3- 1	0- 0	0- 0	HOME	0- 0	0- 1	3- 0				
3- 4	0- 0	0- 0	AWAY	0- 1	0- 2	3- 1				
0- 0	0- 0	0- 0	NEUTRAL	0- 0	0- 0	0- 0				
3- 2	0- 0	0- 0	CONFERENCE	0- 1	0- 1	3- 0				
2- 0	0- 0	0- 0	HOME	0- 0	0- 0	2- 0				
1- 2	0- 0	0- 0	AWAY	0- 1	0- 1	1- 0				
0- 0	0- 0	0- 0	NEUTRAL	0- 0	0- 0	0- 0				

RPI 1-25				RPI 26-50				RPI 51-100				RPI 101+				Team's RPI: 141	
RPI	S	Opponent	Score	RPI	S	Opponent	Score	RPI	S	Opponent	Score	RPI	S	Opponent	Score		
								68	A	Idaho St.	52	57	131	A	Portland St.	61	62
								70	A	UTEP	51	74	137	A	South Dakota	48	73
													144	A	Bradley	49	59
													149	H	Denver	57	66
													161	A	Eastern Wash.	56	53
													185	A	Santa Clara	37	71
													191	H	UC Santa Barbara	44	39
													201	H	UC Irvine	71	56
													250	H	Colorado St.	66	60
													267	A	San Francisco	85	81
													281	H	Sacramento St.	68	58
													287	A	New Mexico	61	54
													298	H	Northern Ariz.	77	71
													299	A	Air Force	71	51
LAST 12 Division I GAMES:																	
				281	H	Sacramento St.	68	58					161	A	Eastern Wash.	56	53
				68	A	Idaho St.	52	57					131	A	Portland St.	61	62
				298	H	Northern Ariz.	77	71					137	A	South Dakota	48	73
				201	H	UC Irvine	71	56					250	H	Colorado St.	66	60
				287	A	New Mexico	61	54					149	H	Denver	57	66
				70	A	UTEP	51	74					191	H	UC Santa Barbara	44	39

Non-Div I Games: Black Hills St. 72 35 Neb.-Kearney 69 52

Northern Colo.

■ Loss,
 ■ Non-Conf, S Site,
 ■ Home
 ■ Away
 N Neutral

Average RPI Win: 213	WON-LOST	WINNING	LAST 12	STRENGTH OF	OPP. STRENGTH	TEAM	ADJ.	CONF.	ADJ CONF.
Average RPI Loss: 132	RECORD	PCT. RANK	GAMES	SCHEDULE	OF SCHEDULE	RPI	RPI	RPI	RPI
DIV. I ONLY	6- 10	231	4- 8	211	139	232	232	14	14
DIV. I NON-CONF.	6- 6	162	4- 4	238	157	250	250	16	16
TOTALS	RPI 1-25	RPI 26-50	W-L RECORDS	RPI 51-100	RPI 101-150	RPI 150+			
6- 10	0- 1	0- 0	OVERALL	1- 1	1- 5	4- 3			
4- 4	0- 0	0- 0	HOME	1- 0	1- 3	2- 1			
2- 6	0- 1	0- 0	AWAY	0- 1	0- 2	2- 2			
0- 0	0- 0	0- 0	NEUTRAL	0- 0	0- 0	0- 0			
6- 6	0- 1	0- 0	NON-CONFERENCE	1- 0	1- 3	4- 2			
4- 2	0- 0	0- 0	HOME	1- 0	1- 1	2- 1			
2- 4	0- 1	0- 0	AWAY	0- 0	0- 2	2- 1			
0- 0	0- 0	0- 0	NEUTRAL	0- 0	0- 0	0- 0			
0- 4	0- 0	0- 0	CONFERENCE	0- 1	0- 2	0- 1			
0- 2	0- 0	0- 0	HOME	0- 0	0- 2	0- 0			
0- 2	0- 0	0- 0	AWAY	0- 1	0- 0	0- 1			
0- 0	0- 0	0- 0	NEUTRAL	0- 0	0- 0	0- 0			

RPI 1-25				RPI 26-50				RPI 51-100				RPI 101+ Team's RPI: 232			
RPI	S	Opponent	Score	RPI	S	Opponent	Score	RPI	S	Opponent	Score	RPI	S	Opponent	Score
20	A	DePaul	46 65					64	H	Temple	58 52	107	H	Central Mich.	67 86
								100	A	Eastern Mich.	52 64	112	A	Eastern Ill.	62 72
												117	H	Toledo	47 49
												121	H	Indiana St.	47 43
												136	A	Illinois St.	62 81
												144	H	Bradley	45 50
												152	H	Ill.-Chicago	47 49
												188	A	Loyola Chicago	42 73
												198	A	Indiana	60 59
												247	A	Ball St.	43 50
												269	H	Western Ill.	91 84
												303	H	Southern Ill.	53 50
												324	A	Chicago St.	73 40
LAST 12 Division I GAMES:															
100	A	Eastern Mich.	52 64	117	H	Toledo	47 49								
107	H	Central Mich.	67 86	247	A	Ball St.	43 50								
20	A	DePaul	46 65	152	H	Ill.-Chicago	47 49								
112	A	Eastern Ill.	62 72	324	A	Chicago St.	73 40								
121	H	Indiana St.	47 43	303	H	Southern Ill.	53 50								
198	A	Indiana	60 59	136	A	Illinois St.	62 81								

Non-Div I Games:

Northern Ill.

Northwestern

Through Games Of Sunday, January 15, 2012

Average RPI Win:	139	WON-LOST	WINNING	LAST 12	STRENGTH OF	OPP. STRENGTH	TEAM	ADJ.	CONF.	ADJ CONF.
Average RPI Loss:	55	RECORD	PCT. RANK	GAMES	SCHEDULE	OF SCHEDULE	RPI	RPI	RPI	RPI
DIV. I ONLY	11- 6	92	7- 5	47	21	47	47	4	4	
DIV. I NON-CONF.	10- 3	50	6- 2	41	19	43	43	3	3	
TOTALS	RPI 1-25	RPI 26-50	W-L RECORDS	RPI 51-100	RPI 101-150	RPI 150+				
11- 6	1- 3	1- 0	OVERALL	2- 1	2- 2	5- 0				
4- 3	0- 1	1- 0	HOME	0- 0	1- 2	2- 0				
6- 2	1- 1	0- 0	AWAY	2- 1	1- 0	2- 0				
1- 1	0- 1	0- 0	NEUTRAL	0- 0	0- 0	1- 0				
10- 3	1- 2	1- 0	NON-CONFERENCE	2- 0	2- 1	4- 0				
4- 2	0- 1	1- 0	HOME	0- 0	1- 1	2- 0				
5- 0	1- 0	0- 0	AWAY	2- 0	1- 0	1- 0				
1- 1	0- 1	0- 0	NEUTRAL	0- 0	0- 0	1- 0				
1- 3	0- 1	0- 0	CONFERENCE	0- 1	0- 1	1- 0				
0- 1	0- 0	0- 0	HOME	0- 0	0- 1	0- 0				
1- 2	0- 1	0- 0	AWAY	0- 1	0- 0	1- 0				
0- 0	0- 0	0- 0	NEUTRAL	0- 0	0- 0	0- 0				

RPI S	Opponent	Score	RPI S	Opponent	Score	RPI S	Opponent	Score	RPI S	Opponent	Score
6 N	Kansas St.	45 64	50 H	North Carolina St.	76 59	61 A	Missouri	74 70	107 A	Central Mich.	69 60
13 A	Ohio St.	72 82				63 A	Iowa	55 86	110 H	Minnesota	60 68
20 H	DePaul	72 88				94 A	UNLV	79 49	117 H	Toledo	56 75
23 A	LSU	44 43							136 H	Illinois St.	69 62
									188 A	Loyola Chicago	72 67
									198 A	Indiana	69 61
									207 H	Western Ky.	71 57
									213 N	North Dakota St.	68 55
									248 H	Morgan St.	87 74
LAST 12 Division I GAMES:											
110 H	Minnesota	60 68	13 A	Ohio St.	72 82						
63 A	Iowa	55 86	198 A	Indiana	69 61						
117 H	Toledo	56 75	248 H	Morgan St.	87 74						
213 N	North Dakota St.	68 55	188 A	Loyola Chicago	72 67						
6 N	Kansas St.	45 64	61 A	Missouri	74 70						
94 A	UNLV	79 49	50 H	North Carolina St.	76 59						

Non-Div I Games:

Northwestern

■ Loss,
■ Non-Conf, S Site,
■ Home
■ Away
N Neutral

Average RPI Win:	309	WON-LOST	WINNING	LAST 12	STRENGTH OF	OPP. STRENGTH	TEAM	ADJ.	CONF.	ADJ CONF.
Average RPI Loss:	196	RECORD	PCT. RANK	GAMES	SCHEDULE	OF SCHEDULE	RPI	RPI	RPI	RPI
DIV. I ONLY	1- 11	333	1- 8	242	336	328	328	24	24	
DIV. I NON-CONF.	1- 8	318	1- 5	267	331	328	328	26	26	
TOTALS	RPI 1-25	RPI 26-50	W-L RECORDS	RPI 51-100	RPI 101-150	RPI 150+				
1- 11	0- 0	0- 0	OVERALL	0- 1	0- 2	1- 8				
0- 3	0- 0	0- 0	HOME	0- 0	0- 0	0- 3				
1- 6	0- 0	0- 0	AWAY	0- 1	0- 2	1- 3				
0- 2	0- 0	0- 0	NEUTRAL	0- 0	0- 0	0- 2				
1- 8	0- 0	0- 0	NON-CONFERENCE	0- 1	0- 1	1- 6				
0- 2	0- 0	0- 0	HOME	0- 0	0- 0	0- 2				
1- 4	0- 0	0- 0	AWAY	0- 1	0- 1	1- 2				
0- 2	0- 0	0- 0	NEUTRAL	0- 0	0- 0	0- 2				
0- 3	0- 0	0- 0	CONFERENCE	0- 0	0- 1	0- 2				
0- 1	0- 0	0- 0	HOME	0- 0	0- 0	0- 1				
0- 2	0- 0	0- 0	AWAY	0- 0	0- 1	0- 1				
0- 0	0- 0	0- 0	NEUTRAL	0- 0	0- 0	0- 0				

RPI 1-25				RPI 26-50				RPI 51-100				RPI 101+				Team's RPI: 328	
RPI	S	Opponent	Score	RPI	S	Opponent	Score	RPI	S	Opponent	Score	RPI	S	Opponent	Score		
								67	A	Wichita St.	49	77	108	A	Central Ark.	43	84
												148	A	South Ala.	51	64	
												162	N	Florida A&M	53	77	
												164	A	SMU	41	67	
												180	A	Alabama	52	78	
												217	A	Texas St.	68	70	
												254	H	Nicholls St.	69	83	
												265	N	Alcorn St.	60	70	
												268	H	La.-Monroe	68	84	
												309	A	Prairie View	79	69	
												323	H	Jackson St.	73	79	
LAST 12 Division I GAMES:																	
				217	A	Texas St.	68	70		108	A	Central Ark.	43	84			
				323	H	Jackson St.	73	79		254	H	Nicholls St.	69	83			
				268	H	La.-Monroe	68	84		309	A	Prairie View	79	69			
				265	N	Alcorn St.	60	70		148	A	South Ala.	51	64			
				162	N	Florida A&M	53	77		180	A	Alabama	52	78			
				164	A	SMU	41	67		67	A	Wichita St.	49	77			

Non-Div I Games: Centenary (LA) 109 72 Loyola (LA) 80 84 LSU-Shreveport 63 40 Wiley 95 69 Northwestern St.

Notre Dame

Through Games Of Sunday, January 15, 2012

Average RPI Win:	106	WON-LOST	WINNING	LAST 12	STRENGTH OF	OPP. STRENGTH	TEAM	ADJ.	CONF.	ADJ CONF.
Average RPI Loss:	2	RECORD	PCT. RANK	GAMES	SCHEDULE	OF SCHEDULE	RPI	RPI	RPI	RPI
DIV. I ONLY	17- 1	3	12- 0	14	7	3	3	2	2	
DIV. I NON-CONF.	12- 1	7	7- 0	25	14	5	5	2	2	
TOTALS	RPI 1-25	RPI 26-50	W-L RECORDS	RPI 51-100	RPI 101-150	RPI 150+				
17- 1	5- 1	1- 0	OVERALL	4- 0	2- 0	5- 0				
9- 0	2- 0	0- 0	HOME	2- 0	1- 0	4- 0				
6- 1	1- 1	1- 0	AWAY	2- 0	1- 0	1- 0				
2- 0	2- 0	0- 0	NEUTRAL	0- 0	0- 0	0- 0				
12- 1	4- 1	0- 0	NON-CONFERENCE	2- 0	1- 0	5- 0				
7- 0	1- 0	0- 0	HOME	1- 0	1- 0	4- 0				
3- 1	1- 1	0- 0	AWAY	1- 0	0- 0	1- 0				
2- 0	2- 0	0- 0	NEUTRAL	0- 0	0- 0	0- 0				
5- 0	1- 0	1- 0	CONFERENCE	2- 0	1- 0	0- 0				
2- 0	1- 0	0- 0	HOME	1- 0	0- 0	0- 0				
3- 0	0- 0	1- 0	AWAY	1- 0	1- 0	0- 0				
0- 0	0- 0	0- 0	NEUTRAL	0- 0	0- 0	0- 0				

RPI	S	Opponent	Score	RPI	S	Opponent	Score	RPI	S	Opponent	Score	RPI	S	Opponent	Score
2	A	Baylor	81 94	26	A	Georgetown	80 60	62	H	Marquette	95 42	121	H	Indiana St.	99 34
5	H	Connecticut	74 67					83	H	Hartford	98 43	128	A	Seton Hall	74 36
12	N	Duke	56 54					98	A	Creighton	76 48	167	H	Penn	69 38
14	H	Kentucky	92 83					99	A	Cincinnati	76 50	186	H	Akron	81 61
17	N	Southern California	80 58									212	H	UCF	90 38
21	A	Purdue	66 38									251	H	Longwood	92 26
												307	A	Mercer	128 42
LAST 12 Division I GAMES:															
5	H	Connecticut	74 67	99	A	Cincinnati	76 50								
128	A	Seton Hall	74 36	26	A	Georgetown	80 60								
307	A	Mercer	128 42	21	A	Purdue	66 38								
251	H	Longwood	92 26	62	H	Marquette	95 42								
212	H	UCF	90 38	98	A	Creighton	76 48								
14	H	Kentucky	92 83	167	H	Penn	69 38								

Non-Div I Games:

Notre Dame

Loss, Non-Conf, S Site, H Home A Away N Neutral

Average RPI Win:	215	WON-LOST	WINNING	LAST 12	STRENGTH OF	OPP. STRENGTH	TEAM	ADJ.	CONF.	ADJ CONF.
Average RPI Loss:	129	RECORD	PCT. RANK	GAMES	SCHEDULE	OF SCHEDULE	RPI	RPI	RPI	RPI
DIV. I ONLY	7- 8	192	6- 6	178	133	179	179	17	17	
DIV. I NON-CONF.	3- 5	225	2- 3	104	68	138	138	11	11	
TOTALS	RPI 1-25	RPI 26-50	W-L RECORDS	RPI 51-100	RPI 101-150	RPI 150+				
7- 8	0- 1	0- 0	OVERALL	0- 3	1- 1	6- 3				
5- 2	0- 0	0- 0	HOME	0- 1	1- 1	4- 0				
2- 6	0- 1	0- 0	AWAY	0- 2	0- 0	2- 3				
0- 0	0- 0	0- 0	NEUTRAL	0- 0	0- 0	0- 0				
3- 5	0- 1	0- 0	NON-CONFERENCE	0- 2	0- 0	3- 2				
2- 1	0- 0	0- 0	HOME	0- 1	0- 0	2- 0				
1- 4	0- 1	0- 0	AWAY	0- 1	0- 0	1- 2				
0- 0	0- 0	0- 0	NEUTRAL	0- 0	0- 0	0- 0				
4- 3	0- 0	0- 0	CONFERENCE	0- 1	1- 1	3- 1				
3- 1	0- 0	0- 0	HOME	0- 0	1- 1	2- 0				
1- 2	0- 0	0- 0	AWAY	0- 1	0- 0	1- 1				
0- 0	0- 0	0- 0	NEUTRAL	0- 0	0- 0	0- 0				

RPI 1-25				RPI 26-50				RPI 51-100				RPI 101+ Team's RPI: 179			
RPI	S	Opponent	Score	RPI	S	Opponent	Score	RPI	S	Opponent	Score	RPI	S	Opponent	Score
21	A	Purdue	47 66					76	A	Michigan St.	42 67	126	H	UMKC	71 65
								81	H	Providence	50 51	137	H	South Dakota	51 58
								82	A	South Dakota St.	52 62	152	H	Ill.-Chicago	48 45
												169	A	American	68 62
												197	A	Buffalo	65 69
												213	A	North Dakota St.	65 78
												223	A	George Mason	48 59
												227	H	Clemson	63 51
												266	A	IPFW	67 47
												269	H	Western Ill.	75 71
												294	H	IUPUI	54 50
LAST 12 Division I GAMES:															
294	H	IUPUI	54 50	266	A	IPFW	67 47								
213	A	North Dakota St.	65 78	269	H	Western Ill.	75 71								
82	A	South Dakota St.	52 62	227	H	Clemson	63 51								
197	A	Buffalo	65 69	137	H	South Dakota	51 58								
21	A	Purdue	47 66	126	H	UMKC	71 65								
152	H	Ill.-Chicago	48 45	76	A	Michigan St.	42 67								

Non-Div I Games: Rochester College 74 30

Oakland

Average RPI Win:	245	WON-LOST	WINNING	LAST 12	STRENGTH OF	OPP. STRENGTH	TEAM	ADJ.	CONF.	ADJ CONF.
Average RPI Loss:	156	RECORD	PCT. RANK	GAMES	SCHEDULE	OF SCHEDULE	RPI	RPI	RPI	RPI
DIV. I ONLY	8- 10	198	5- 7	260	214	263	263	14	14	
DIV. I NON-CONF.	7- 7	162	4- 4	283	211	281	281	16	16	
TOTALS	RPI 1-25	RPI 26-50	W-L RECORDS	RPI 51-100	RPI 101-150	RPI 150+				
8- 10	0- 0	0- 2	OVERALL	0- 2	0- 2	8- 4				
7- 3	0- 0	0- 0	HOME	0- 2	0- 0	7- 1				
0- 5	0- 0	0- 1	AWAY	0- 0	0- 1	0- 3				
1- 2	0- 0	0- 1	NEUTRAL	0- 0	0- 1	1- 0				
7- 7	0- 0	0- 2	NON-CONFERENCE	0- 1	0- 1	7- 3				
6- 2	0- 0	0- 0	HOME	0- 1	0- 0	6- 1				
0- 3	0- 0	0- 1	AWAY	0- 0	0- 0	0- 2				
1- 2	0- 0	0- 1	NEUTRAL	0- 0	0- 1	1- 0				
1- 3	0- 0	0- 0	CONFERENCE	0- 1	0- 1	1- 1				
1- 1	0- 0	0- 0	HOME	0- 1	0- 0	1- 0				
0- 2	0- 0	0- 0	AWAY	0- 0	0- 1	0- 1				
0- 0	0- 0	0- 0	NEUTRAL	0- 0	0- 0	0- 0				

RPI 1-25	RPI 26-50	RPI 51-100	RPI 101+	Team's RPI: 263
RPI S Opponent Score	RPI S Opponent Score	RPI S Opponent Score	RPI S Opponent Score	
	44 N Oklahoma 57 89	65 H Miami (OH) 47 67	106 N Syracuse 70 81	
	48 A Duquesne 60 83	89 H UNC Wilmington 51 56	115 A Bowling Green 49 61	
			175 H Marshall 68 56	
			197 H Buffalo 73 64	
			198 N Xavier 80 75	
			215 H Youngstown St. 47 55	
			223 H George Mason 75 59	
			267 H San Francisco 63 53	
			275 A Morehead St. 57 62	
			282 H Niagara 50 40	
			283 A Cleveland St. 56 66	
			293 H Belmont 65 51	
			317 A Kent St. 65 68	
			324 H Chicago St. 65 37	
LAST 12 Division I GAMES:				
317 A Kent St. 65 68	65 H Miami (OH) 47 67			
197 H Buffalo 73 64	115 A Bowling Green 49 61			
223 H George Mason 75 59	282 H Niagara 50 40			
106 N Syracuse 70 81	267 H San Francisco 63 53			
198 N Xavier 80 75	215 H Youngstown St. 47 55			
44 N Oklahoma 57 89	283 A Cleveland St. 56 66			

Non-Div I Games:

Ohio

Through Games of Sunday, January 15, 1911									
Average RPI Win: 117	WON-LOST	WINNING	LAST 12	STRENGTH OF	OPP. STRENGTH	TEAM	ADJ.	CONF.	ADJ CONF.
Average RPI Loss: 16	RECORD	PCT. RANK	GAMES	SCHEDULE	OF SCHEDULE	RPI	RPI	RPI	RPI
DIV. I ONLY	17- 1	3	11- 1	71	18	13	13	4	4
DIV. I NON-CONF.	13- 0	1	7- 0	93	30	15	15	3	3

TOTALS	RPI 1-25	RPI 26-50	W-L RECORDS	RPI 51-100	RPI 101-150	RPI 150+			
17- 1	1- 1	4- 0	OVERALL	6- 0	1- 0	5- 0			
13- 0	1- 0	2- 0	HOME	5- 0	0- 0	5- 0			
4- 1	0- 1	2- 0	AWAY	1- 0	1- 0	0- 0			
0- 0	0- 0	0- 0	NEUTRAL	0- 0	0- 0	0- 0			
13- 0	1- 0	3- 0	NON-CONFERENCE	4- 0	0- 0	5- 0			
11- 0	1- 0	1- 0	HOME	4- 0	0- 0	5- 0			
2- 0	0- 0	2- 0	AWAY	0- 0	0- 0	0- 0			
0- 0	0- 0	0- 0	NEUTRAL	0- 0	0- 0	0- 0			
4- 1	0- 1	1- 0	CONFERENCE	2- 0	1- 0	0- 0			
2- 0	0- 0	1- 0	HOME	1- 0	0- 0	0- 0			
2- 1	0- 1	0- 0	AWAY	1- 0	1- 0	0- 0			
0- 0	0- 0	0- 0	NEUTRAL	0- 0	0- 0	0- 0			

RPI	S	Opponent	Score	RPI	S	Opponent	Score	RPI	S	Opponent	Score	RPI	S	Opponent	Score
16	A	Michigan	62 73	31	A	California	77 75	63	H	Iowa	84 71	125	A	Wisconsin	77 61
23	H	LSU	77 68	44	A	Oklahoma	69 63	64	H	Temple	70 66	194	H	Canisius	84 41
				47	H	Northwestern	82 72	66	H	Washington St.	79 57	240	H	Southern U.	83 49
				49	H	Florida St.	78 75	72	H	Howard	73 50	259	H	Stony Brook	84 37
								76	A	Michigan St.	64 56	273	H	Southern Utah	88 50
								91	H	Charlotte	88 58	280	H	Tennessee St.	78 51
LAST 12 Division I GAMES:															
16	A	Michigan	62 73	76	A	Michigan St.	64 56								
63	H	Iowa	84 71	47	H	Northwestern	82 72								
125	A	Wisconsin	77 61	31	A	California	77 75								
66	H	Washington St.	79 57	240	H	Southern U.	83 49								
273	H	Southern Utah	88 50	194	H	Canisius	84 41								
91	H	Charlotte	88 58	44	A	Oklahoma	69 63								

Non-Div I Games:

Ohio St.

Oklahoma

Average RPI Win: 184

Average RPI Loss: 33

WON-LOST

WINNING

LAST 12

RECORD

PCT. RANK

GAMES

Through Games Of Sunday, January 15, 2012

STRENGTH OF

SCHEDULE

OPP. STRENGTH

OF SCHEDULE

TEAM

RPI

ADJ.

RPI

CONF.

RPI

ADJ CONF.

RPI

DIV. I ONLY

10- 5

78

7- 5

38

71

44

44

1

1

DIV. I NON-CONF.

8- 3

73

5- 3

110

133

70

70

1

1

TOTALS

RPI 1-25

RPI 26-50

W-L RECORDS

RPI 51-100

RPI 101-150

RPI 150+

10- 5

0- 2

1- 2

OVERALL

1- 1

1- 0

7- 0

5- 1

0- 1

1- 0

HOME

1- 0

0- 0

3- 0

1- 4

0- 1

0- 2

AWAY

0- 1

0- 0

1- 0

4- 0

0- 0

0- 0

NEUTRAL

0- 0

1- 0

3- 0

8- 3

0- 1

0- 1

NON-CONFERENCE

0- 1

1- 0

7- 0

3- 1

0- 1

0- 0

HOME

0- 0

0- 0

3- 0

1- 2

0- 0

0- 1

AWAY

0- 1

0- 0

1- 0

4- 0

0- 0

0- 0

NEUTRAL

0- 0

1- 0

3- 0

2- 2

0- 1

1- 1

CONFERENCE

1- 0

0- 0

0- 0

2- 0

0- 0

1- 0

HOME

1- 0

0- 0

0- 0

0- 2

0- 1

0- 1

AWAY

0- 0

0- 0

0- 0

0- 0

0- 0

0- 0

NEUTRAL

0- 0

0- 0

0- 0

RPI 1-25

RPI 26-50

Team's RPI: 44

RPI 51-100

RPI 101+

RPI	S	Opponent	Score
10	A	Texas A&M	58 75
13	H	Ohio St.	63 69

RPI	S	Opponent	Score
33	A	Oklahoma St.	63 66
34	A	Vanderbilt	66 78
39	H	Texas Tech	71 68

RPI	S	Opponent	Score
74	A	Fresno St.	66 69
92	H	Iowa St.	80 51

RPI	S	Opponent	Score
106	N	Syracuse	82 63
165	N	Liberty	76 45
192	H	TCU	82 54
198	N	Xavier	73 51
219	H	Milwaukee	72 50
263	N	Ohio	89 57
281	H	Sacramento St.	117 55
287	A	New Mexico	58 56

LAST 12 Division I GAMES:

10	A	Texas A&M	58 75	33	A	Oklahoma St.	63 66
92	H	Iowa St.	80 51	39	H	Texas Tech	71 68
192	H	TCU	82 54	219	H	Milwaukee	72 50
198	N	Xavier	73 51	74	A	Fresno St.	66 69
106	N	Syracuse	82 63	13	H	Ohio St.	63 69
263	N	Ohio	89 57	34	A	Vanderbilt	66 78

Non-Div I Games:

Oklahoma

 Loss,
 Non-Conf, S Site,
 Home
 Away
 N Neutral

Average RPI Win:	153	WON-LOST	WINNING	LAST 12	STRENGTH OF	OPP. STRENGTH	TEAM	ADJ.	CONF.	ADJ CONF.
Average RPI Loss:	39	RECORD	PCT. RANK	GAMES	SCHEDULE	OF SCHEDULE	RPI	RPI	RPI	RPI
DIV. I ONLY	10- 3	40	9- 3	70	39	33	33	1	1	
DIV. I NON-CONF.	8- 1	18	7- 1	270	76	101	101	1	1	
TOTALS	RPI 1-25	RPI 26-50	W-L RECORDS	RPI 51-100	RPI 101-150	RPI 150+				
10- 3	0- 1	1- 1	OVERALL	2- 1	2- 0	5- 0				
8- 0	0- 0	1- 0	HOME	2- 0	1- 0	4- 0				
1- 2	0- 1	0- 1	AWAY	0- 0	0- 0	1- 0				
1- 1	0- 0	0- 0	NEUTRAL	0- 1	1- 0	0- 0				
8- 1	0- 0	0- 0	NON-CONFERENCE	1- 1	2- 0	5- 0				
6- 0	0- 0	0- 0	HOME	1- 0	1- 0	4- 0				
1- 0	0- 0	0- 0	AWAY	0- 0	0- 0	1- 0				
1- 1	0- 0	0- 0	NEUTRAL	0- 1	1- 0	0- 0				
2- 2	0- 1	1- 1	CONFERENCE	1- 0	0- 0	0- 0				
2- 0	0- 0	1- 0	HOME	1- 0	0- 0	0- 0				
0- 2	0- 1	0- 1	AWAY	0- 0	0- 0	0- 0				
0- 0	0- 0	0- 0	NEUTRAL	0- 0	0- 0	0- 0				

RPI 1-25				RPI 26-50				Team's RPI: 33				RPI 51-100				RPI 101+			
RPI	S	Opponent	Score	RPI	S	Opponent	Score	RPI	S	Opponent	Score	RPI	S	Opponent	Score	RPI	S	Opponent	Score
2	A	Baylor	44 71	39	A	Texas Tech	53 58	51	H	Missouri St.	80 57	114	N	Mississippi St.	78 71				
				44	H	Oklahoma	66 63	55	H	Texas	70 51	124	H	Coppin St.	59 35				
								77	N	LIU Brooklyn	63 64	193	H	Tex.-Pan American	74 35				
												198	A	Indiana	83 72				
												229	H	Rice	96 60				
												261	H	Ark.-Pine Bluff	98 35				
												265	H	Alcorn St.	69 36				
LAST 12 Division I GAMES:																			
55	H	Texas	70 51	44	H	Oklahoma	66 63	2	A	Baylor	44 71	51	H	Missouri St.	80 57	198	A	Indiana	83 72
39	A	Texas Tech	53 58	2	A	Baylor	44 71	51	H	Missouri St.	80 57	198	A	Indiana	83 72	265	H	Alcorn St.	69 36
77	N	LIU Brooklyn	63 64	51	H	Missouri St.	80 57	198	A	Indiana	83 72	265	H	Alcorn St.	69 36	124	H	Coppin St.	59 35
114	N	Mississippi St.	78 71	198	A	Indiana	83 72	265	H	Alcorn St.	69 36	124	H	Coppin St.	59 35				
261	H	Ark.-Pine Bluff	98 35	265	H	Alcorn St.	69 36												
193	H	Tex.-Pan American	74 35																

Non-Div I Games:

Oklahoma St.

Old Dominion

Through Games Of Sunday, January 15, 2012

Average RPI Win: 225	WON-LOST	WINNING	LAST 12	STRENGTH OF	OPP. STRENGTH	TEAM	ADJ.	CONF.	ADJ CONF.
Average RPI Loss: 113	RECORD	PCT. RANK	GAMES	SCHEDULE	OF SCHEDULE	RPI	RPI	RPI	RPI
DIV. I ONLY	5- 12	264	4- 8	119	57	216	216	7	7
DIV. I NON-CONF.	3- 9	274	2- 5	100	50	209	209	7	7
TOTALS	RPI 1-25	RPI 26-50	W-L RECORDS	RPI 51-100	RPI 101-150	RPI 150+			
5- 12	0- 3	0- 2	OVERALL	0- 1	0- 1	5- 5			
3- 4	0- 0	0- 2	HOME	0- 0	0- 0	3- 2			
1- 6	0- 3	0- 0	AWAY	0- 1	0- 0	1- 2			
1- 2	0- 0	0- 0	NEUTRAL	0- 0	0- 1	1- 1			
3- 9	0- 3	0- 1	NON-CONFERENCE	0- 0	0- 1	3- 4			
2- 3	0- 0	0- 1	HOME	0- 0	0- 0	2- 2			
0- 4	0- 3	0- 0	AWAY	0- 0	0- 0	0- 1			
1- 2	0- 0	0- 0	NEUTRAL	0- 0	0- 1	1- 1			
2- 3	0- 0	0- 1	CONFERENCE	0- 1	0- 0	2- 1			
1- 1	0- 0	0- 1	HOME	0- 0	0- 0	1- 0			
1- 2	0- 0	0- 0	AWAY	0- 1	0- 0	1- 1			
0- 0	0- 0	0- 0	NEUTRAL	0- 0	0- 0	0- 0			

RPI 1-25				RPI 26-50				RPI 51-100				RPI 101+ Team's RPI: 216			
RPI	S	Opponent	Score	RPI	S	Opponent	Score	RPI	S	Opponent	Score	RPI	S	Opponent	Score
1	A	Tennessee	37 90	30	H	Hofstra	68 81	85	A	VCU	72 76	128	N	Seton Hall	49 60
4	A	Stanford	48 97	36	H	Richmond	63 78					176	H	Virginia Tech	65 77
18	A	Georgia Tech	56 87									180	N	Alabama	77 76
												183	H	Georgia St.	68 59
												205	H	Md.-East. Shore	59 63
												210	A	Northeastern	73 70
												221	N	Louisiana Tech	71 84
												223	A	George Mason	69 85
												234	A	George Washington	52 58
												274	H	N.C. A&T	71 58
												277	H	Wofford	70 58
LAST 12 Division I GAMES:															
210	A	Northeastern	73 70	30	H	Hofstra	68 81								
183	H	Georgia St.	68 59	85	A	VCU	72 76								
1	A	Tennessee	37 90	223	A	George Mason	69 85								
205	H	Md.-East. Shore	59 63	234	A	George Washington	52 58								
274	H	N.C. A&T	71 58	128	N	Seton Hall	49 60								
277	H	Wofford	70 58	221	N	Louisiana Tech	71 84								

Non-Div I Games:

Old Dominion

Loss, Non-Conf, S Site, H Home A Away N Neutral

Average RPI Win:	251	WON-LOST	WINNING	LAST 12	STRENGTH OF	OPP. STRENGTH	TEAM	ADJ.	CONF.	ADJ CONF.
Average RPI Loss:	57	RECORD	PCT. RANK	GAMES	SCHEDULE	OF SCHEDULE	RPI	RPI	RPI	RPI
DIV. I ONLY	12- 6	78	7- 5	237	144	140	140	3	3	
DIV. I NON-CONF.	10- 3	50	5- 2	333	238	221	221	5	5	
TOTALS	RPI 1-25	RPI 26-50	W-L RECORDS	RPI 51-100	RPI 101-150	RPI 150+				
12- 6	0- 2	0- 2	OVERALL	1- 0	1- 2	10- 0				
8- 3	0- 1	0- 1	HOME	1- 0	1- 1	6- 0				
4- 3	0- 1	0- 1	AWAY	0- 0	0- 1	4- 0				
0- 0	0- 0	0- 0	NEUTRAL	0- 0	0- 0	0- 0				
10- 3	0- 1	0- 0	NON-CONFERENCE	0- 0	1- 2	9- 0				
7- 1	0- 0	0- 0	HOME	0- 0	1- 1	6- 0				
3- 2	0- 1	0- 0	AWAY	0- 0	0- 1	3- 0				
0- 0	0- 0	0- 0	NEUTRAL	0- 0	0- 0	0- 0				
2- 3	0- 1	0- 2	CONFERENCE	1- 0	0- 0	1- 0				
1- 2	0- 1	0- 1	HOME	1- 0	0- 0	0- 0				
1- 1	0- 0	0- 1	AWAY	0- 0	0- 0	1- 0				
0- 0	0- 0	0- 0	NEUTRAL	0- 0	0- 0	0- 0				

RPI 1-25				RPI 26-50				RPI 51-100				RPI 101+ Team's RPI: 140			
RPI	S	Opponent	Score	RPI	S	Opponent	Score	RPI	S	Opponent	Score	RPI	S	Opponent	Score
11	A	Miami (FL)	48 76	29	H	Florida	55 59	73	H	Arkansas	60 54	107	H	Central Mich.	75 78
23	H	LSU	44 83	34	A	Vanderbilt	52 68					139	A	Lamar	58 67
												148	H	South Ala.	54 45
												180	A	Alabama	69 55
												218	A	Massachusetts	72 67
												222	H	Grambling	78 53
												261	H	Ark.-Pine Bluff	83 52
												283	H	Cleveland St.	74 63
												313	H	North Florida	68 59
												319	A	Southeast Mo. St.	51 43
												327	H	Murray St.	64 59
												332	H	Southeastern La.	72 52
												335	A	Lipscomb	72 57
LAST 12 Division I GAMES:															
34	A	Vanderbilt	52 68	180	A	Alabama	69 55								
29	H	Florida	55 59	73	H	Arkansas	60 54								
23	H	LSU	44 83	335	A	Lipscomb	72 57								
332	H	Southeastern La.	72 52	107	H	Central Mich.	75 78								
283	H	Cleveland St.	74 63	11	A	Miami (FL)	48 76								
327	H	Murray St.	64 59	222	H	Grambling	78 53								







































































Non-Div I Games:

Ole Miss

Oral Roberts





Average RPI Win: 187	WON-LOST	WINNING	LAST 12	STRENGTH OF	OPP. STRENGTH	TEAM	ADJ.	CONF.	ADJ CONF.
Average RPI Loss: 142	RECORD	PCT. RANK	GAMES	SCHEDULE	OF SCHEDULE	RPI	RPI	RPI	RPI
DIV. I ONLY	9- 7	133	5- 7	208	112	138	138	17	17
DIV. I NON-CONF.	5- 5	162	1- 5	180	70	126	126	11	11

TOTALS	RPI 1-25	RPI 26-50	W-L RECORDS	RPI 51-100	RPI 101-150	RPI 150+
9- 7	0- 0	0- 1	OVERALL	1- 2	2- 1	6- 3
5- 2	0- 0	0- 0	HOME	1- 1	0- 0	4- 1
4- 5	0- 0	0- 1	AWAY	0- 1	2- 1	2- 2
0- 0	0- 0	0- 0	NEUTRAL	0- 0	0- 0	0- 0
5- 5	0- 0	0- 1	NON-CONFERENCE	0- 2	1- 0	4- 2
2- 2	0- 0	0- 0	HOME	0- 1	0- 0	2- 1
3- 3	0- 0	0- 1	AWAY	0- 1	1- 0	2- 1
0- 0	0- 0	0- 0	NEUTRAL	0- 0	0- 0	0- 0
4- 2	0- 0	0- 0	CONFERENCE	1- 0	1- 1	2- 1
3- 0	0- 0	0- 0	HOME	1- 0	0- 0	2- 0
1- 2	0- 0	0- 0	AWAY	0- 0	1- 1	0- 1
0- 0	0- 0	0- 0	NEUTRAL	0- 0	0- 0	0- 0

RPI 1-25	RPI 26-50	RPI 51-100	RPI 101+	Team's RPI: 138
RPI S Opponent Score	RPI S Opponent Score	RPI S Opponent Score	RPI S Opponent Score	
	27   Kansas 68  85	51   Missouri St. 79  85	125   Wisconsin 80 63	
		73   Arkansas 37  65	126   UMKC 79  92	
		82   South Dakota St. 71 65	137   South Dakota 66 53	
			156   North Texas 70 60	
			174   UALR 78 63	
			202   Tulsa 57  65	
			213   North Dakota St. 92 66	
			221   Louisiana Tech 92 71	
			222   Grambling 80  89	
			273   Southern Utah 109 59	
			294   IUPUI 48  72	
			305   Houston 76 60	
LAST 12 Division I GAMES:				
	82   South Dakota St. 71 65	294   IUPUI 48  72		
	126   UMKC 79  92	213   North Dakota St. 92 66		
	137   South Dakota 66 53	73   Arkansas 37  65		
	27   Kansas 68  85	273   Southern Utah 109 59		
	222   Grambling 80  89	202   Tulsa 57  65		
	174   UALR 78 63	51   Missouri St. 79  85		

Non-Div I Games: Drury 80 53

Oral Roberts

 Loss,  Non-Conf, S Site,  Home  Away N Neutral

Oregon

Average RPI Win: 171

Average RPI Loss: 87

WON-LOST

WINNING

LAST 12

Through Games Of Sunday, January 15, 2012

STRENGTH OF

OPP. STRENGTH

TEAM

ADJ.

CONF.

ADJ CONF.

RECORD

PCT. RANK

GAMES

SCHEDULE

OF SCHEDULE

RPI

RPI

RPI

RPI

DIV. I ONLY

10- 8

144

4- 8

69

92

130

130

5

5

DIV. I NON-CONF.

8- 4

90

2- 4

202

167

194

194

6

6

TOTALS

RPI 1-25

RPI 26-50

W-L RECORDS

RPI 51-100

RPI 101-150

RPI 150+

10- 8

0- 1

0- 2

OVERALL

1- 3

3- 1

6- 1

10- 3

0- 0

0- 1

HOME

1- 2

3- 0

6- 0

0- 5

0- 1

0- 1

AWAY

0- 1

0- 1

0- 1

0- 0

0- 0

0- 0

NEUTRAL

0- 0

0- 0

0- 0

8- 4

0- 0

0- 1

NON-CONFERENCE

0- 1

2- 1

6- 1

8- 1

0- 0

0- 1

HOME

0- 0

2- 0

6- 0

0- 3

0- 0

0- 0

AWAY

0- 1

0- 1

0- 1

0- 0

0- 0

0- 0

NEUTRAL

0- 0

0- 0

0- 0

2- 4

0- 1

0- 1

CONFERENCE

1- 2

1- 0

0- 0

2- 2

0- 0

0- 0

HOME

1- 2

1- 0

0- 0

0- 2

0- 1

0- 1

AWAY

0- 0

0- 0

0- 0

0- 0

0- 0

0- 0

NEUTRAL

0- 0

0- 0

0- 0

RPI 1-25

RPI 26-50

RPI 51-100

RPI 101+

Team's RPI: 130

RPI	S	Opponent	Score
4	A	Stanford	70 93

RPI	S	Opponent	Score
31	A	California	67 90
40	H	St. Mary's (CA)	62 72

RPI	S	Opponent	Score
58	H	Arizona	87 73
66	H	Washington St.	47 75
74	A	Fresno St.	71 81
75	H	Arizona St.	49 53

RPI	S	Opponent	Score
103	H	Washington	88 86
104	H	Illinois	77 74
131	H	Portland St.	75 71
149	A	Denver	65 89
159	H	Portland	88 78
163	H	Cal St. Northridge	79 75
201	H	UC Irvine	89 77
204	H	Cal Poly	102 93
254	H	Nicholls St.	95 76
255	A	Nevada	74 76
330	H	Weber St.	88 73

LAST 12 Division I GAMES:

31	A	California	67	90	75	H	Arizona St.	49	53
4	A	Stanford	70	93	58	H	Arizona	87	73
103	H	Washington	88	86	255	A	Nevada	74	76
66	H	Washington St.	47	75	149	A	Denver	65	89
40	H	St. Mary's (CA)	62	72	159	H	Portland	88	78
163	H	Cal St. Northridge	79	75	74	A	Fresno St.	71	81

Oregon

Oregon

Non-Div I Games:

Oregon

■ Loss,
 ■ Non-Conf,
 S Site,
 ■ Home
 ■ Away
 N Neutral

Oregon St.

Through Games Of Sunday, January 15, 2012

Average RPI Win:	175	WON-LOST	WINNING	LAST 12	STRENGTH OF	OPP. STRENGTH	TEAM	ADJ.	CONF.	ADJ CONF.
Average RPI Loss:	59	RECORD	PCT. RANK	GAMES	SCHEDULE	OF SCHEDULE	RPI	RPI	RPI	RPI
DIV. I ONLY	9- 6	119	5- 6	52	91	78	78	5	5	
DIV. I NON-CONF.	7- 2	48	3- 2	197	185	149	149	6	6	
TOTALS	RPI 1-25	RPI 26-50	W-L RECORDS	RPI 51-100	RPI 101-150	RPI 150+				
9- 6	0- 1	0- 2	OVERALL	1- 2	2- 0	6- 1				
5- 3	0- 0	0- 1	HOME	1- 2	1- 0	3- 0				
4- 2	0- 1	0- 1	AWAY	0- 0	1- 0	3- 0				
0- 1	0- 0	0- 0	NEUTRAL	0- 0	0- 0	0- 1				
7- 2	0- 0	0- 1	NON-CONFERENCE	0- 0	1- 0	6- 1				
3- 1	0- 0	0- 1	HOME	0- 0	0- 0	3- 0				
4- 0	0- 0	0- 0	AWAY	0- 0	1- 0	3- 0				
0- 1	0- 0	0- 0	NEUTRAL	0- 0	0- 0	0- 1				
2- 4	0- 1	0- 1	CONFERENCE	1- 2	1- 0	0- 0				
2- 2	0- 0	0- 0	HOME	1- 2	1- 0	0- 0				
0- 2	0- 1	0- 1	AWAY	0- 0	0- 0	0- 0				
0- 0	0- 0	0- 0	NEUTRAL	0- 0	0- 0	0- 0				

RPI 1-25				RPI 26-50				RPI 51-100				RPI 101+			
RPI	S	Opponent	Score	RPI	S	Opponent	Score	RPI	S	Opponent	Score	RPI	S	Opponent	Score
4	A	Stanford	60 67	31	A	California	56 73	58	H	Arizona	56 58	103	H	Washington	60 55
				40	H	St. Mary's (CA)	61 81	66	H	Washington St.	54 61	113	A	Pepperdine	63 52
								75	H	Arizona St.	56 51	156	N	North Texas	53 60
												160	H	Montana St.	83 53
												161	A	Eastern Wash.	74 60
												163	H	Cal St. Northridge	83 63
												229	A	Rice	63 57
												273	H	Southern Utah	90 40
												300	A	CSU Bakersfield	85 62
LAST 12 Division I GAMES:															
4	A	Stanford	60 67	58	H	Arizona	56 58								
31	A	California	56 73	75	H	Arizona St.	56 51								
66	H	Washington St.	54 61	113	A	Pepperdine	63 52								
103	H	Washington	60 55	229	A	Rice	63 57								
40	H	St. Mary's (CA)	61 81	156	N	North Texas	53 60								
300	A	CSU Bakersfield	85 62	161	A	Eastern Wash.	74 60								

Non-Div I Games: Corban 79 47 Western Ore. 96 32

Oregon St.

■ Loss,
 ■ Non-Conf,
 ■ S Site,
 ■ H Home
 ■ A Away
 N Neutral

Pacific

Through Games Of Sunday, January 15, 2012

Average RPI Win:	222	WON-LOST	WINNING	LAST 12	STRENGTH OF	OPP. STRENGTH	TEAM	ADJ.	CONF.	ADJ CONF.
Average RPI Loss:	100	RECORD	PCT. RANK	GAMES	SCHEDULE	OF SCHEDULE	RPI	RPI	RPI	RPI
DIV. I ONLY	9- 7	133	8- 4	137	149	128	128	18	18	
DIV. I NON-CONF.	6- 5	141	5- 2	65	67	81	81	12	12	
TOTALS	RPI 1-25	RPI 26-50	W-L RECORDS	RPI 51-100	RPI 101-150	RPI 150+				
9- 7	0- 1	1- 1	OVERALL	0- 2	0- 1	8- 2				
6- 2	0- 0	1- 1	HOME	0- 0	0- 0	5- 1				
3- 5	0- 1	0- 0	AWAY	0- 2	0- 1	3- 1				
0- 0	0- 0	0- 0	NEUTRAL	0- 0	0- 0	0- 0				
6- 5	0- 1	1- 1	NON-CONFERENCE	0- 2	0- 1	5- 0				
4- 1	0- 0	1- 1	HOME	0- 0	0- 0	3- 0				
2- 4	0- 1	0- 0	AWAY	0- 2	0- 1	2- 0				
0- 0	0- 0	0- 0	NEUTRAL	0- 0	0- 0	0- 0				
3- 2	0- 0	0- 0	CONFERENCE	0- 0	0- 0	3- 2				
2- 1	0- 0	0- 0	HOME	0- 0	0- 0	2- 1				
1- 1	0- 0	0- 0	AWAY	0- 0	0- 0	1- 1				
0- 0	0- 0	0- 0	NEUTRAL	0- 0	0- 0	0- 0				

RPI 1-25				RPI 26-50				RPI 51-100				RPI 101+ Team's RPI: 128			
RPI	S	Opponent	Score	RPI	S	Opponent	Score	RPI	S	Opponent	Score	RPI	S	Opponent	Score
5	A	Connecticut	53 112	29	H	Florida	78 73	74	A	Fresno St.	52 61	127	A	Fairfield	47 56
				40	H	St. Mary's (CA)	67 68	90	A	San Diego	57 77	161	H	Eastern Wash.	69 60
												163	H	Cal St. Northridge	68 72
												177	H	SIU Edwardsville	78 68
												201	A	UC Irvine	75 77
												214	H	Cal St. Fullerton	72 67
												253	H	Long Beach St.	93 56
												255	A	Nevada	75 70
												299	H	Air Force	95 59
												300	A	CSU Bakersfield	96 73
												306	A	UC Riverside	80 59
LAST 12 Division I GAMES:															
306	A	UC Riverside	80 59	163	H	Cal St. Northridge	68 72								
201	A	UC Irvine	75 77	253	H	Long Beach St.	93 56								
214	H	Cal St. Fullerton	72 67	90	A	San Diego	57 77								
299	H	Air Force	95 59	29	H	Florida	78 73								
161	H	Eastern Wash.	69 60	255	A	Nevada	75 70								
74	A	Fresno St.	52 61	177	H	SIU Edwardsville	78 68								

Non-Div I Games:

Pacific

■ Loss,
■ Non-Conf,
■ S Site,
■ H Home
■ A Away
N Neutral

Average RPI Win:	244	WON-LOST	WINNING	LAST 12	STRENGTH OF	OPP. STRENGTH	TEAM	ADJ.	CONF.	ADJ CONF.
Average RPI Loss:	102	RECORD	PCT. RANK	GAMES	SCHEDULE	OF SCHEDULE	RPI	RPI	RPI	RPI
DIV. I ONLY	7- 6	150	6- 6	159	197	167	167	12	12	
DIV. I NON-CONF.	7- 5	122	6- 5	204	242	184	184	15	15	
TOTALS	RPI 1-25	RPI 26-50	W-L RECORDS	RPI 51-100	RPI 101-150	RPI 150+				
7- 6	0- 2	0- 0	OVERALL	1- 2	0- 1	6- 1				
5- 2	0- 1	0- 0	HOME	1- 0	0- 0	4- 1				
1- 4	0- 1	0- 0	AWAY	0- 2	0- 1	1- 0				
1- 0	0- 0	0- 0	NEUTRAL	0- 0	0- 0	1- 0				
7- 5	0- 1	0- 0	NON-CONFERENCE	1- 2	0- 1	6- 1				
5- 1	0- 0	0- 0	HOME	1- 0	0- 0	4- 1				
1- 4	0- 1	0- 0	AWAY	0- 2	0- 1	1- 0				
1- 0	0- 0	0- 0	NEUTRAL	0- 0	0- 0	1- 0				
0- 1	0- 1	0- 0	CONFERENCE	0- 0	0- 0	0- 0				
0- 1	0- 1	0- 0	HOME	0- 0	0- 0	0- 0				
0- 0	0- 0	0- 0	AWAY	0- 0	0- 0	0- 0				
0- 0	0- 0	0- 0	NEUTRAL	0- 0	0- 0	0- 0				

RPI 1-25				RPI 26-50				RPI 51-100				RPI 101+ Team's RPI: 167			
RPI	S	Opponent	Score	RPI	S	Opponent	Score	RPI	S	Opponent	Score	RPI	S	Opponent	Score
3	A	Notre Dame	38 69					53	A	Saint Joseph's	34 42	122	A	La Salle	47 58
22	H	Princeton	48 83					59	H	Drexel	67 65	203	H	Rider	66 57
								96	A	San Diego St.	37 51	242	H	Lafayette	49 39
												282	A	Niagara	55 41
												291	H	Army	70 60
												292	N	UNC Greensboro	47 36
												315	H	NJIT	48 52
												339	H	St. Francis (NY)	70 61
LAST 12 Division I GAMES:															
22	H	Princeton	48 83	53	A	Saint Joseph's	34 42								
96	A	San Diego St.	37 51	315	H	NJIT	48 52								
292	N	UNC Greensboro	47 36	242	H	Lafayette	49 39								
59	H	Drexel	67 65	282	A	Niagara	55 41								
291	H	Army	70 60	122	A	La Salle	47 58								
3	A	Notre Dame	38 69	203	H	Rider	66 57								

Non-Div I Games:

Penn

■ Loss,
 ■ Non-Conf,
 S Site,
 ■ Home
 ■ Away
 N Neutral

Average RPI Win:	146	WON-LOST	WINNING	LAST 12	STRENGTH OF	OPP. STRENGTH	TEAM	ADJ.	CONF.	ADJ CONF.
Average RPI Loss:	40	RECORD	PCT. RANK	GAMES	SCHEDULE	OF SCHEDULE	RPI	RPI	RPI	RPI
DIV. I ONLY	13- 4	41	9- 3	31	77	28	28	4	4	
DIV. I NON-CONF.	10- 2	32	6- 1	82	105	46	46	3	3	
TOTALS	RPI 1-25	RPI 26-50	W-L RECORDS	RPI 51-100	RPI 101-150	RPI 150+				
13- 4	1- 1	2- 2	OVERALL	3- 1	1- 0	6- 0				
7- 2	1- 0	0- 1	HOME	2- 1	0- 0	4- 0				
5- 2	0- 1	2- 1	AWAY	0- 0	1- 0	2- 0				
1- 0	0- 0	0- 0	NEUTRAL	1- 0	0- 0	0- 0				
10- 2	0- 1	1- 1	NON-CONFERENCE	3- 0	0- 0	6- 0				
6- 0	0- 0	0- 0	HOME	2- 0	0- 0	4- 0				
3- 2	0- 1	1- 1	AWAY	0- 0	0- 0	2- 0				
1- 0	0- 0	0- 0	NEUTRAL	1- 0	0- 0	0- 0				
3- 2	1- 0	1- 1	CONFERENCE	0- 1	1- 0	0- 0				
1- 2	1- 0	0- 1	HOME	0- 1	0- 0	0- 0				
2- 0	0- 0	1- 0	AWAY	0- 0	1- 0	0- 0				
0- 0	0- 0	0- 0	NEUTRAL	0- 0	0- 0	0- 0				

RPI 1-25				RPI 26-50				Team's RPI: 28	RPI 51-100				RPI 101+			
RPI	S	Opponent	Score	RPI	S	Opponent	Score		RPI	S	Opponent	Score	RPI	S	Opponent	Score
8	A	Delaware	71 80	38	A	Nebraska	93 73		56	H	Middle Tenn.	65 49	125	A	Wisconsin	82 49
16	H	Michigan	78 63	38	H	Nebraska	63 71		66	H	Washington St.	72 60	155	H	North Carolina	103 84
				39	A	Texas Tech	66 70		76	H	Michigan St.	65 75	176	H	Virginia Tech	66 28
				41	A	South Carolina	55 50		92	N	Iowa St.	66 59	205	H	Md.-East. Shore	76 51
													255	A	Nevada	103 65
													334	H	Wagner	103 42
													341	A	Bucknell	78 54
LAST 12 Division I GAMES:																
				76	H	Michigan St.	65 75		38	A	Nebraska	93 73				
				125	A	Wisconsin	82 49		16	H	Michigan	78 63				
				38	H	Nebraska	63 71		176	H	Virginia Tech	66 28				
				341	A	Bucknell	78 54		39	A	Texas Tech	66 70				
				334	H	Wagner	103 42		155	H	North Carolina	103 84				
				205	H	Md.-East. Shore	76 51		255	A	Nevada	103 65				

Non-Div I Games:

Penn St.

Pepperdine

Through Games Of Sunday, January 15, 2012

Average RPI Win:	205	WON-LOST	WINNING	LAST 12	STRENGTH OF	OPP. STRENGTH	TEAM	ADJ.	CONF.	ADJ CONF.
Average RPI Loss:	97	RECORD	PCT. RANK	GAMES	SCHEDULE	OF SCHEDULE	RPI	RPI	RPI	RPI
DIV. I ONLY	9- 8	154	7- 5	113	97	113	113	8	8	
DIV. I NON-CONF.	5- 6	189	3- 3	122	107	127	127	8	8	
TOTALS	RPI 1-25	RPI 26-50	W-L RECORDS	RPI 51-100	RPI 101-150	RPI 150+				
9- 8	0- 2	0- 2	OVERALL	1- 1	0- 0	8- 3				
4- 3	0- 1	0- 1	HOME	1- 1	0- 0	3- 0				
4- 5	0- 1	0- 1	AWAY	0- 0	0- 0	4- 3				
1- 0	0- 0	0- 0	NEUTRAL	0- 0	0- 0	1- 0				
5- 6	0- 2	0- 0	NON-CONFERENCE	1- 1	0- 0	4- 3				
2- 2	0- 1	0- 0	HOME	1- 1	0- 0	1- 0				
2- 4	0- 1	0- 0	AWAY	0- 0	0- 0	2- 3				
1- 0	0- 0	0- 0	NEUTRAL	0- 0	0- 0	1- 0				
4- 2	0- 0	0- 2	CONFERENCE	0- 0	0- 0	4- 0				
2- 1	0- 0	0- 1	HOME	0- 0	0- 0	2- 0				
2- 1	0- 0	0- 1	AWAY	0- 0	0- 0	2- 0				
0- 0	0- 0	0- 0	NEUTRAL	0- 0	0- 0	0- 0				

RPI S	Opponent	Score	RPI S	Opponent	Score	RPI S	Opponent	Score	RPI S	Opponent	Score	Team's RPI: 113
1	A Tennessee	57 89	35	H Gonzaga	50 79	74	H Fresno St.	81 78	159	H Portland	66 63	
17	H Southern California	71 75	43	A BYU	56 80	78	H Oregon St.	52 63	163	H Cal St. Northridge	68 64	
									185	A Santa Clara	62 56	
									185	H Santa Clara	67 57	
									191	A UC Santa Barbara	44 54	
									200	A Boise St.	57 68	
									204	A Cal Poly	80 78	
									214	A Cal St. Fullerton	51 65	
									267	A San Francisco	85 69	
									287	A New Mexico	59 56	
									325	N Idaho	57 48	
LAST 12 Division I GAMES:												
159	H Portland	66 63	185	H Santa Clara	67 57							
35	H Gonzaga	50 79	43	A BYU	56 80							
185	A Santa Clara	62 56	78	H Oregon St.	52 63							
267	A San Francisco	85 69	163	H Cal St. Northridge	68 64							
17	H Southern California	71 75	204	A Cal Poly	80 78							
191	A UC Santa Barbara	44 54	287	A New Mexico	59 56							

Non-Div I Games:

Pepperdine

Loss, Non-Conf, S Site, H Home A Away N Neutral

Pittsburgh

Through Games Of Sunday, January 15, 2012

Average RPI Win:	193	WON-LOST	WINNING	LAST 12	STRENGTH OF	OPP. STRENGTH	TEAM	ADJ.	CONF.	ADJ CONF.
Average RPI Loss:	49	RECORD	PCT. RANK	GAMES	SCHEDULE	OF SCHEDULE	RPI	RPI	RPI	RPI
DIV. I ONLY	8- 10	198	4- 8	33	46	135	135	2	2	
DIV. I NON-CONF.	8- 5	107	4- 3	86	104	185	185	2	2	
TOTALS	RPI 1-25	RPI 26-50	W-L RECORDS	RPI 51-100	RPI 101-150	RPI 150+				
8- 10	0- 4	0- 2	OVERALL	1- 2	1- 2	6- 0				
6- 6	0- 1	0- 2	HOME	0- 2	1- 1	5- 0				
0- 4	0- 3	0- 0	AWAY	0- 0	0- 1	0- 0				
2- 0	0- 0	0- 0	NEUTRAL	1- 0	0- 0	1- 0				
8- 5	0- 1	0- 1	NON-CONFERENCE	1- 2	1- 1	6- 0				
6- 3	0- 0	0- 1	HOME	0- 2	1- 0	5- 0				
0- 2	0- 1	0- 0	AWAY	0- 0	0- 1	0- 0				
2- 0	0- 0	0- 0	NEUTRAL	1- 0	0- 0	1- 0				
0- 5	0- 3	0- 1	CONFERENCE	0- 0	0- 1	0- 0				
0- 3	0- 1	0- 1	HOME	0- 0	0- 1	0- 0				
0- 2	0- 2	0- 0	AWAY	0- 0	0- 0	0- 0				
0- 0	0- 0	0- 0	NEUTRAL	0- 0	0- 0	0- 0				

RPI	S	Opponent	Score	RPI	S	Opponent	Score	RPI	S	Opponent	Score	RPI	S	Opponent	Score	Team's RPI: 135
9	H	Rutgers	39 63	26	H	Georgetown	54 82	54	H	Hampton	37 60	106	H	Syracuse	60 83	
12	A	Duke	43 92	48	H	Duquesne	57 70	59	H	Drexel	50 71	107	H	Central Mich.	77 70	
19	A	Villanova	62 70					76	N	Michigan St.	64 54	133	A	High Point	75 82	
20	A	DePaul	83 86									178	H	Saint Francis (PA)	78 50	
												198	N	Indiana	77 72	
												211	H	Mt. St. Mary's	58 45	
												238	H	Loyola Maryland	65 59	
												242	H	Lafayette	74 69	
												295	H	Valparaiso	65 56	
LAST 12 Division I GAMES:																
106	H	Syracuse	60 83	20	A	DePaul	83 86									
19	A	Villanova	62 70	9	H	Rutgers	39 63									
242	H	Lafayette	74 69	295	H	Valparaiso	65 56									
48	H	Duquesne	57 70	26	H	Georgetown	54 82									
76	N	Michigan St.	64 54	12	A	Duke	43 92									
198	N	Indiana	77 72	133	A	High Point	75 82									

Non-Div I Games:

Pittsburgh

■ Loss,
 ■ Non-Conf,
 ■ S Site,
 ■ H Home
 ■ A Away
 N Neutral

Average RPI Win: 187	WON-LOST	WINNING	LAST 12	STRENGTH OF	OPP. STRENGTH	TEAM	ADJ.	CONF.	ADJ CONF.
Average RPI Loss: 99	RECORD	PCT. RANK	GAMES	SCHEDULE	OF SCHEDULE	RPI	RPI	RPI	RPI
DIV. I ONLY	8- 12	222	3- 9	37	143	159	159	8	8
DIV. I NON-CONF.	7- 7	162	2- 4	34	193	156	156	8	8
TOTALS	RPI 1-25	RPI 26-50	W-L RECORDS	RPI 51-100	RPI 101-150	RPI 150+			
8- 12	0- 2	0- 3	OVERALL	1- 0	1- 3	6- 4			
6- 6	0- 1	0- 3	HOME	0- 0	1- 0	5- 2			
1- 5	0- 0	0- 0	AWAY	0- 0	0- 3	1- 2			
1- 1	0- 1	0- 0	NEUTRAL	1- 0	0- 0	0- 0			
7- 7	0- 2	0- 0	NON-CONFERENCE	1- 0	1- 2	5- 3			
5- 3	0- 1	0- 0	HOME	0- 0	1- 0	4- 2			
1- 3	0- 0	0- 0	AWAY	0- 0	0- 2	1- 1			
1- 1	0- 1	0- 0	NEUTRAL	1- 0	0- 0	0- 0			
1- 5	0- 0	0- 3	CONFERENCE	0- 0	0- 1	1- 1			
1- 3	0- 0	0- 3	HOME	0- 0	0- 0	1- 0			
0- 2	0- 0	0- 0	AWAY	0- 0	0- 1	0- 1			
0- 0	0- 0	0- 0	NEUTRAL	0- 0	0- 0	0- 0			

RPI 1-25				RPI 26-50				RPI 51-100				RPI 101+ Team's RPI: 159			
RPI	S	Opponent	Score	RPI	S	Opponent	Score	RPI	S	Opponent	Score	RPI	S	Opponent	Score
20	N	DePaul	64 99	35	H	Gonzaga	65 80	96	N	San Diego St.	59 58	103	A	Washington	49 61
25	H	Louisville	42 71	40	H	St. Mary's (CA)	71 75					113	A	Pepperdine	63 66
				43	H	BYU	53 79					130	A	Oregon	78 88
												131	H	Portland St.	62 54
												160	H	Montana St.	53 66
												161	H	Eastern Wash.	60 76
												163	H	Cal St. Northridge	73 66
												171	A	Seattle	55 69
												185	A	Santa Clara	63 78
												200	H	Boise St.	83 56
												201	H	UC Irvine	64 56
												209	H	Montana	55 46
												226	A	Hawaii	82 64
												267	H	San Francisco	78 76
LAST 12 Division I GAMES:															
113	A	Pepperdine	63 66	267	H	San Francisco	78 76								
185	A	Santa Clara	63 78	40	H	St. Mary's (CA)	71 75								
43	H	BYU	53 79	25	H	Louisville	42 71								
35	H	Gonzaga	65 80	171	A	Seattle	55 69								
163	H	Cal St. Northridge	73 66	103	A	Washington	49 61								
200	H	Boise St.	83 56	130	A	Oregon	78 88								

Non-Div I Games:

Portland

■ Loss,
 ■ Non-Conf, S Site,
 ■ Home
 ■ Away
 N Neutral

Average RPI Win:	214	WON-LOST	WINNING	LAST 12	STRENGTH OF	OPP. STRENGTH	TEAM	ADJ.	CONF.	ADJ CONF.
Average RPI Loss:	142	RECORD	PCT. RANK	GAMES	SCHEDULE	OF SCHEDULE	RPI	RPI	RPI	RPI
DIV. I ONLY	9- 5	104	7- 3	263	116	131	131	19	19	
DIV. I NON-CONF.	6- 4	117	4- 2	227	65	107	107	17	17	
TOTALS	RPI 1-25	RPI 26-50	W-L RECORDS	RPI 51-100	RPI 101-150	RPI 150+				
9- 5	0- 0	0- 1	OVERALL	1- 0	2- 1	6- 3				
4- 1	0- 0	0- 0	HOME	0- 0	1- 0	3- 1				
3- 4	0- 0	0- 1	AWAY	0- 0	0- 1	3- 2				
2- 0	0- 0	0- 0	NEUTRAL	1- 0	1- 0	0- 0				
6- 4	0- 0	0- 1	NON-CONFERENCE	1- 0	1- 1	4- 2				
3- 0	0- 0	0- 0	HOME	0- 0	0- 0	3- 0				
1- 4	0- 0	0- 1	AWAY	0- 0	0- 1	1- 2				
2- 0	0- 0	0- 0	NEUTRAL	1- 0	1- 0	0- 0				
3- 1	0- 0	0- 0	CONFERENCE	0- 0	1- 0	2- 1				
1- 1	0- 0	0- 0	HOME	0- 0	1- 0	0- 1				
2- 0	0- 0	0- 0	AWAY	0- 0	0- 0	2- 0				
0- 0	0- 0	0- 0	NEUTRAL	0- 0	0- 0	0- 0				

RPI S	Opponent	Score	RPI S	Opponent	Score	RPI S	Opponent	Score	RPI S	Opponent	Score	Team's RPI: 131
35	A Gonzaga	69 99	95	N UC Davis	68 57	130	A Oregon	71 75	141	H Northern Colo.	62 61	
						149	N Denver	70 66	159	A Portland	54 62	
						160	H Montana St.	83 95	191	H UC Santa Barbara	65 51	
						201	H UC Irvine	80 76	226	A Hawaii	66 78	
						255	H Nevada	80 73	270	A Loyola Marymount	70 55	
						298	A Northern Ariz.	84 74	330	A Weber St.	66 56	
LAST 12 Division I GAMES:												
298	A Northern Ariz.	84 74	141	H Northern Colo.	62 61							
160	H Montana St.	83 95	330	A Weber St.	66 56							
149	N Denver	70 66	255	H Nevada	80 73							
95	N UC Davis	68 57	35	A Gonzaga	69 99							
226	A Hawaii	66 78	159	A Portland	54 62							
270	A Loyola Marymount	70 55	130	A Oregon	71 75							

Non-Div I Games: Corban 90 48 Western Ore. 78 58

Portland St.

Average RPI Win:	284	WON-LOST	WINNING	LAST 12	STRENGTH OF	OPP. STRENGTH	TEAM	ADJ.	CONF.	ADJ CONF.
Average RPI Loss:	153	RECORD	PCT. RANK	GAMES	SCHEDULE	OF SCHEDULE	RPI	RPI	RPI	RPI
DIV. I ONLY	3- 11	300	2- 9	273	163	309	309	32	32	
DIV. I NON-CONF.	2- 8	290	1- 6	151	44	264	264	22	22	
TOTALS	RPI 1-25	RPI 26-50	W-L RECORDS	RPI 51-100	RPI 101-150	RPI 150+				
3- 11	0- 2	0- 0	OVERALL	0- 4	0- 0	3- 5				
1- 3	0- 0	0- 0	HOME	0- 0	0- 0	1- 3				
1- 3	0- 1	0- 0	AWAY	0- 1	0- 0	1- 1				
1- 5	0- 1	0- 0	NEUTRAL	0- 3	0- 0	1- 1				
2- 8	0- 2	0- 0	NON-CONFERENCE	0- 4	0- 0	2- 2				
1- 1	0- 0	0- 0	HOME	0- 0	0- 0	1- 1				
0- 2	0- 1	0- 0	AWAY	0- 1	0- 0	0- 0				
1- 5	0- 1	0- 0	NEUTRAL	0- 3	0- 0	1- 1				
1- 3	0- 0	0- 0	CONFERENCE	0- 0	0- 0	1- 3				
0- 2	0- 0	0- 0	HOME	0- 0	0- 0	0- 2				
1- 1	0- 0	0- 0	AWAY	0- 0	0- 0	1- 1				
0- 0	0- 0	0- 0	NEUTRAL	0- 0	0- 0	0- 0				

RPI 1-25				RPI 26-50				RPI 51-100				RPI 101+ Team's RPI: 309			
RPI	S	Opponent	Score	RPI	S	Opponent	Score	RPI	S	Opponent	Score	RPI	S	Opponent	Score
11	A	Miami (FL)	26 107					52	A	St. John's (NY)	50 66	221	N	Louisiana Tech	83 89
16	N	Michigan	53 59					62	N	Marquette	51 71	229	H	Rice	61 58
								66	N	Washington St.	52 90	240	H	Southern U.	53 58
								94	N	UNLV	60 73	265	H	Alcorn St.	54 59
												300	N	CSU Bakersfield	69 64
												322	A	Texas Southern	64 43
												323	A	Jackson St.	46 48
												328	H	Northwestern St.	69 79
LAST 12 Division I GAMES:															
265	H	Alcorn St.	54 59	323	A	Jackson St.	46 48								
240	H	Southern U.	53 58	322	A	Texas Southern	64 43								
221	N	Louisiana Tech	83 89	328	H	Northwestern St.	69 79								
52	A	St. John's (NY)	50 66	66	N	Washington St.	52 90								
300	N	CSU Bakersfield	69 64	62	N	Marquette	51 71								
94	N	UNLV	60 73	16	N	Michigan	53 59								

Non-Div I Games: Texas Wesleyan 69 57

Prairie View

Loss, Non-Conf, S Site, H Home A Away N Neutral

Presbyterian

Through Games Of Sunday, January 15, 2012

Average RPI Win:	293	WON-LOST	WINNING	LAST 12	STRENGTH OF	OPP. STRENGTH	TEAM	ADJ.	CONF.	ADJ CONF.
Average RPI Loss:	171	RECORD	PCT. RANK	GAMES	SCHEDULE	OF SCHEDULE	RPI	RPI	RPI	RPI
DIV. I ONLY	4- 8	247	4- 6	250	332	264	264	28	28	
DIV. I NON-CONF.	3- 5	225	3- 3	215	284	244	244	29	29	
TOTALS	RPI 1-25	RPI 26-50	W-L RECORDS	RPI 51-100	RPI 101-150	RPI 150+				
4- 8	0- 0	0- 1	OVERALL	0- 1	0- 0	4- 6				
2- 2	0- 0	0- 0	HOME	0- 0	0- 0	2- 2				
2- 6	0- 0	0- 1	AWAY	0- 1	0- 0	2- 4				
0- 0	0- 0	0- 0	NEUTRAL	0- 0	0- 0	0- 0				
3- 5	0- 0	0- 1	NON-CONFERENCE	0- 1	0- 0	3- 3				
1- 1	0- 0	0- 0	HOME	0- 0	0- 0	1- 1				
2- 4	0- 0	0- 1	AWAY	0- 1	0- 0	2- 2				
0- 0	0- 0	0- 0	NEUTRAL	0- 0	0- 0	0- 0				
1- 3	0- 0	0- 0	CONFERENCE	0- 0	0- 0	1- 3				
1- 1	0- 0	0- 0	HOME	0- 0	0- 0	1- 1				
0- 2	0- 0	0- 0	AWAY	0- 0	0- 0	0- 2				
0- 0	0- 0	0- 0	NEUTRAL	0- 0	0- 0	0- 0				

RPI 1-25			RPI 26-50			RPI 51-100			RPI 101+			Team's RPI: 264
RPI	S	Opponent	Score	RPI	S	Opponent	Score	RPI	S	Opponent	Score	
				41	A	South Carolina	24 52	91	A	Charlotte	42 58	
								155	A	North Carolina	38 61	
								168	H	Furman	47 63	
								180	A	Alabama	47 65	
								195	A	Charleston So.	67 76	
								220	H	Winthrop	62 70	
								225	A	South Carolina St.	53 50	
								301	H	Gardner-Webb	54 43	
								302	A	S.C. Upstate	72 64	
								316	A	Coastal Caro.	49 52	
								342	H	N.C. Central	64 48	
LAST 12 Division I GAMES:												
316	A	Coastal Caro.	49 52	301	H	Gardner-Webb	54 43					
195	A	Charleston So.	67 76	220	H	Winthrop	62 70					
180	A	Alabama	47 65	155	A	North Carolina	38 61					
302	A	S.C. Upstate	72 64	225	A	South Carolina St.	53 50					
342	H	N.C. Central	64 48	168	H	Furman	47 63					
41	A	South Carolina	24 52	91	A	Charlotte	42 58					

Non-Div I Games: Columbia (SC) 92 45 Montreat 84 44 Allen 65 28

Presbyterian

Loss, Non-Conf, S Site, H Home A Away N Neutral

Average RPI Win:	143	WON-LOST	WINNING	LAST 12	STRENGTH OF	OPP. STRENGTH	TEAM	ADJ.	CONF.	ADJ CONF.
Average RPI Loss:	64	RECORD	PCT. RANK	GAMES	SCHEDULE	OF SCHEDULE	RPI	RPI	RPI	RPI
DIV. I ONLY	13- 4	41	8- 4	21	87	22	22	12	12	
DIV. I NON-CONF.	10- 4	83	5- 4	4	45	8	8	15	15	
TOTALS	RPI 1-25	RPI 26-50	W-L RECORDS	RPI 51-100	RPI 101-150	RPI 150+				
13- 4	1- 3	2- 0	OVERALL	2- 0	2- 0	6- 1				
6- 2	1- 2	1- 0	HOME	1- 0	1- 0	2- 0				
7- 2	0- 1	1- 0	AWAY	1- 0	1- 0	4- 1				
0- 0	0- 0	0- 0	NEUTRAL	0- 0	0- 0	0- 0				
10- 4	1- 3	2- 0	NON-CONFERENCE	2- 0	2- 0	3- 1				
4- 2	1- 2	1- 0	HOME	1- 0	1- 0	0- 0				
6- 2	0- 1	1- 0	AWAY	1- 0	1- 0	3- 1				
0- 0	0- 0	0- 0	NEUTRAL	0- 0	0- 0	0- 0				
3- 0	0- 0	0- 0	CONFERENCE	0- 0	0- 0	3- 0				
2- 0	0- 0	0- 0	HOME	0- 0	0- 0	2- 0				
1- 0	0- 0	0- 0	AWAY	0- 0	0- 0	1- 0				
0- 0	0- 0	0- 0	NEUTRAL	0- 0	0- 0	0- 0				

RPI	S	Opponent	Score	RPI	S	Opponent	Score	RPI	S	Opponent	Score	RPI	S	Opponent	Score
4	A	Stanford	66 85	30	A	Hofstra	74 69	53	H	Saint Joseph's	79 62	105	H	Davidson	53 44
8	H	Delaware	70 81	45	H	Marist	68 51	59	A	Drexel	63 51	143	A	UMBC	56 41
19	H	Villanova	56 41									167	A	Penn	83 48
20	H	DePaul	67 78									185	A	Santa Clara	77 61
												203	A	Rider	75 55
												224	A	Navy	52 65
												242	A	Lafayette	87 47
												279	H	Cornell	64 35
												333	H	Columbia	94 35
LAST 12 Division I GAMES:															
167	A	Penn	83 48	333	H	Columbia	94 35								
59	A	Drexel	63 51	279	H	Cornell	64 35								
30	A	Hofstra	74 69	224	A	Navy	52 65								
185	A	Santa Clara	77 61	143	A	UMBC	56 41								
4	A	Stanford	66 85	8	H	Delaware	70 81								
20	H	DePaul	67 78	203	A	Rider	75 55								

Non-Div I Games:

Princeton

■ Loss,
 ■ Non-Conf, S Site,
 ■ Home
 ■ Away
 N Neutral

Providence

Through Games Of Sunday, January 15, 2012

Average RPI Win:	151	WON-LOST	WINNING	LAST 12	STRENGTH OF	OPP. STRENGTH	TEAM	ADJ.	CONF.	ADJ CONF.
Average RPI Loss:	94	RECORD	PCT. RANK	GAMES	SCHEDULE	OF SCHEDULE	RPI	RPI	RPI	RPI
DIV. I ONLY	10- 8	144	7- 5	54	54	81	81	2	2	
DIV. I NON-CONF.	8- 5	107	5- 2	128	153	131	131	2	2	
TOTALS	RPI 1-25	RPI 26-50	W-L RECORDS	RPI 51-100	RPI 101-150	RPI 150+				
10- 8	1- 3	0- 1	OVERALL	2- 1	2- 1	5- 2				
6- 3	1- 2	0- 1	HOME	2- 0	1- 0	2- 0				
3- 5	0- 1	0- 0	AWAY	0- 1	0- 1	3- 2				
1- 0	0- 0	0- 0	NEUTRAL	0- 0	1- 0	0- 0				
8- 5	0- 1	0- 1	NON-CONFERENCE	1- 0	2- 1	5- 2				
4- 2	0- 1	0- 1	HOME	1- 0	1- 0	2- 0				
3- 3	0- 0	0- 0	AWAY	0- 0	0- 1	3- 2				
1- 0	0- 0	0- 0	NEUTRAL	0- 0	1- 0	0- 0				
2- 3	1- 2	0- 0	CONFERENCE	1- 1	0- 0	0- 0				
2- 1	1- 1	0- 0	HOME	1- 0	0- 0	0- 0				
0- 2	0- 1	0- 0	AWAY	0- 1	0- 0	0- 0				
0- 0	0- 0	0- 0	NEUTRAL	0- 0	0- 0	0- 0				

RPI 1-25				RPI 26-50				RPI 51-100 Team's RPI: 81				RPI 101+			
RPI	S	Opponent	Score	RPI	S	Opponent	Score	RPI	S	Opponent	Score	RPI	S	Opponent	Score
5	A	Connecticut	35 96	37	H	Virginia	38 55	52	A	St. John's (NY)	41 57	111	A	Boston U.	62 65
8	H	Delaware	47 68					79	H	West Virginia	51 48	127	N	Fairfield	75 43
19	H	Villanova	42 69					83	H	Hartford	63 46	145	H	Harvard	71 60
20	H	DePaul	60 52									179	A	Oakland	51 50
												186	A	Akron	78 65
												206	A	Brown	57 70
												218	A	Massachusetts	66 45
												227	H	Clemson	73 63
												244	H	Dartmouth	63 48
												310	A	Rhode Island	43 52
LAST 12 Division I GAMES:															
20	H	DePaul	60 52	79	H	West Virginia	51 48								
52	A	St. John's (NY)	41 57	5	A	Connecticut	35 96								
83	H	Hartford	63 46	218	A	Massachusetts	66 45								
186	A	Akron	78 65	19	H	Villanova	42 69								
227	H	Clemson	73 63	206	A	Brown	57 70								
8	H	Delaware	47 68	127	N	Fairfield	75 43								

Non-Div I Games:

Providence

Loss, Non-Conf, S Site, H Home A Away N Neutral

Through Games of Sunday, January 13, 1913									
Average RPI Win: 135	WON-LOST	WINNING	LAST 12	STRENGTH OF	OPP. STRENGTH	TEAM	ADJ.	CONF.	ADJ CONF.
Average RPI Loss: 41	RECORD	PCT. RANK	GAMES	SCHEDULE	OF SCHEDULE	RPI	RPI	RPI	RPI
DIV. I ONLY	15- 3	18	9- 3	48	14	21	21	4	4
DIV. I NON-CONF.	10- 3	50	4- 3	28	35	14	14	3	3

TOTALS	RPI 1-25	RPI 26-50	W-L RECORDS		RPI 51-100	RPI 101-150	RPI 150+		
15- 3	2- 2	0- 0	OVERALL		2- 0	7- 1	4- 0		
9- 1	1- 1	0- 0	HOME		1- 0	3- 0	4- 0		
4- 2	0- 1	0- 0	AWAY		0- 0	4- 1	0- 0		
2- 0	1- 0	0- 0	NEUTRAL		1- 0	0- 0	0- 0		
10- 3	2- 2	0- 0	NON-CONFERENCE		1- 0	3- 1	4- 0		
6- 1	1- 1	0- 0	HOME		0- 0	1- 0	4- 0		
2- 2	0- 1	0- 0	AWAY		0- 0	2- 1	0- 0		
2- 0	1- 0	0- 0	NEUTRAL		1- 0	0- 0	0- 0		
5- 0	0- 0	0- 0	CONFERENCE		1- 0	4- 0	0- 0		
3- 0	0- 0	0- 0	HOME		1- 0	2- 0	0- 0		
2- 0	0- 0	0- 0	AWAY		0- 0	2- 0	0- 0		
0- 0	0- 0	0- 0	NEUTRAL		0- 0	0- 0	0- 0		

RPI	S	Opponent	Score
3	H	Notre Dame	38 66
6	N	Kansas St.	46 42
10	H	Texas A&M	60 51
12	A	Duke	53 64

RPI	S	Opponent	Score
57	N	Tulane	61 48
63	H	Iowa	57 55

RPI	S	Opponent	Score
104	A	Illinois	64 63
107	A	Central Mich.	62 75
110	A	Minnesota	72 55
110	H	Minnesota	57 53
115	A	Bowling Green	54 53
116	A	Auburn	62 54
125	H	Wisconsin	63 52
147	H	UT Martin	65 39
179	H	Oakland	66 47
266	H	IPFW	73 36
294	H	IUPUI	75 45
324	H	Chicago St.	76 49

LAST 12 Division I GAMES:

125	H	Wisconsin	63 52	63	H	Iowa	57 55
104	A	Illinois	64 63	110	A	Minnesota	72 55
110	H	Minnesota	57 53	107	A	Central Mich.	62 75
266	H	IPFW	73 36	3	H	Notre Dame	38 66
179	H	Oakland	66 47	10	H	Texas A&M	60 51
116	A	Auburn	62 54	12	A	Duke	53 64

P
u
r
d
u
eP
u
r
d
u
e

Non-Div I Games:

Purdue

Quinnipiac

Through Games Of Sunday, January 15, 2012

Average RPI Win:	189	WON-LOST	WINNING	LAST 12	STRENGTH OF	OPP. STRENGTH	TEAM	ADJ.	CONF.	ADJ CONF.
Average RPI Loss:	76	RECORD	PCT. RANK	GAMES	SCHEDULE	OF SCHEDULE	RPI	RPI	RPI	RPI
DIV. I ONLY	11- 5	69	9- 3	84	198	80	80	20	20	
DIV. I NON-CONF.	8- 3	73	6- 1	70	134	67	67	23	23	
TOTALS	RPI 1-25	RPI 26-50	W-L RECORDS	RPI 51-100	RPI 101-150	RPI 150+				
11- 5	0- 0	1- 1	OVERALL	1- 3	2- 1	7- 0				
4- 4	0- 0	0- 1	HOME	1- 3	1- 0	2- 0				
6- 1	0- 0	1- 0	AWAY	0- 0	0- 1	5- 0				
1- 0	0- 0	0- 0	NEUTRAL	0- 0	1- 0	0- 0				
8- 3	0- 0	1- 1	NON-CONFERENCE	1- 1	2- 1	4- 0				
3- 2	0- 0	0- 1	HOME	1- 1	1- 0	1- 0				
4- 1	0- 0	1- 0	AWAY	0- 0	0- 1	3- 0				
1- 0	0- 0	0- 0	NEUTRAL	0- 0	1- 0	0- 0				
3- 2	0- 0	0- 0	CONFERENCE	0- 2	0- 0	3- 0				
1- 2	0- 0	0- 0	HOME	0- 2	0- 0	1- 0				
2- 0	0- 0	0- 0	AWAY	0- 0	0- 0	2- 0				
0- 0	0- 0	0- 0	NEUTRAL	0- 0	0- 0	0- 0				

RPI S	Opponent	Score	RPI S	Opponent	Score	RPI S	Opponent	Score	RPI S	Opponent	Score
32	H James Madison	73 81	40	A St. Mary's (CA)	69 67	53	H Saint Joseph's	54 71	110	N Minnesota	64 62
						77	H LIU Brooklyn	64 74	127	H Fairfield	64 55
						86	H Sacred Heart	65 74	134	A Holy Cross	70 80
						97	H Yale	68 63	169	A American	72 59
									178	A Saint Francis (PA)	85 73
									196	H Bryant	67 56
									218	H Massachusetts	66 63
									291	A Army	54 51
									310	A Rhode Island	72 67
									339	A St. Francis (NY)	59 43
LAST 12 Division I GAMES:											
339	A St. Francis (NY)	59 43	178	A Saint Francis (PA)	85 73	53	H Saint Joseph's	54 71	77	H LIU Brooklyn	64 74
291	A Army	54 51	86	H Sacred Heart	65 74	196	H Bryant	67 56	218	H Massachusetts	66 63
169	A American	72 59	218	H Massachusetts	66 63	40	A St. Mary's (CA)	69 67			
97	H Yale	68 63									
310	A Rhode Island	72 67									

Non-Div I Games:

Quinnipiac

Loss, Non-Conf, S Site, H Home A Away N Neutral

Average RPI Win:	276	WON-LOST	WINNING	LAST 12	STRENGTH OF	OPP. STRENGTH	TEAM	ADJ.	CONF.	ADJ CONF.
Average RPI Loss:	152	RECORD	PCT. RANK	GAMES	SCHEDULE	OF SCHEDULE	RPI	RPI	RPI	RPI
DIV. I ONLY	5- 8	229	4- 8	215	297	241	241	28	28	
DIV. I NON-CONF.	4- 5	200	3- 5	258	250	267	267	29	29	
TOTALS	RPI 1-25	RPI 26-50	W-L RECORDS	RPI 51-100	RPI 101-150	RPI 150+				
5- 8	0- 0	0- 1	OVERALL	0- 1	0- 2	5- 4				
3- 3	0- 0	0- 0	HOME	0- 0	0- 2	3- 1				
1- 5	0- 0	0- 1	AWAY	0- 1	0- 0	1- 3				
1- 0	0- 0	0- 0	NEUTRAL	0- 0	0- 0	1- 0				
4- 5	0- 0	0- 1	NON-CONFERENCE	0- 1	0- 1	4- 2				
2- 1	0- 0	0- 0	HOME	0- 0	0- 1	2- 0				
1- 4	0- 0	0- 1	AWAY	0- 1	0- 0	1- 2				
1- 0	0- 0	0- 0	NEUTRAL	0- 0	0- 0	1- 0				
1- 3	0- 0	0- 0	CONFERENCE	0- 0	0- 1	1- 2				
1- 2	0- 0	0- 0	HOME	0- 0	0- 1	1- 1				
0- 1	0- 0	0- 0	AWAY	0- 0	0- 0	0- 1				
0- 0	0- 0	0- 0	NEUTRAL	0- 0	0- 0	0- 0				

RPI 1-25				RPI 26-50				RPI 51-100				RPI 101+ Team's RPI: 241			
RPI	S	Opponent	Score	RPI	S	Opponent	Score	RPI	S	Opponent	Score	RPI	S	Opponent	Score
				37	A	Virginia	43 92	93	A	Wake Forest	67 90	105	H	Davidson	68 81
												133	H	High Point	65 81
												165	H	Liberty	68 76
												195	A	Charleston So.	69 79
												234	A	George Washington	59 83
												246	H	Campbell	80 70
												251	A	Longwood	59 73
												262	A	Norfolk St.	80 68
												277	N	Wofford	63 46
												292	H	UNC Greensboro	75 67
												302	H	S.C. Upstate	85 52
LAST 12 Division I GAMES:															
				246	H	Campbell	80 70	195	A	Charleston So.	69 79				
				165	H	Liberty	68 76	133	H	High Point	65 81				
				105	H	Davidson	68 81	93	A	Wake Forest	67 90				
				37	A	Virginia	43 92	251	A	Longwood	59 73				
				262	A	Norfolk St.	80 68	234	A	George Washington	59 83				
				277	N	Wofford	63 46	292	H	UNC Greensboro	75 67				

Non-Div I Games: East. Mennonite 100 42 Winston-Salem 69 46

Radford

Rhode Island

Through Games Of Sunday, January 15, 2012

Average RPI Win:	81	WON-LOST	WINNING	LAST 12	STRENGTH OF	OPP. STRENGTH	TEAM	ADJ.	CONF.	ADJ CONF.
Average RPI Loss:	168	RECORD	PCT. RANK	GAMES	SCHEDULE	OF SCHEDULE	RPI	RPI	RPI	RPI
DIV. I ONLY	1- 17	339	0- 12	100	275	310	310	9	9	
DIV. I NON-CONF.	1- 14	335	0- 9	85	299	306	306	9	9	
TOTALS	RPI 1-25	RPI 26-50	W-L RECORDS	RPI 51-100	RPI 101-150	RPI 150+				
1- 17	0- 1	0- 1	OVERALL	1- 2	0- 3	0- 10				
1- 5	0- 0	0- 0	HOME	1- 1	0- 0	0- 4				
0- 10	0- 1	0- 0	AWAY	0- 1	0- 2	0- 6				
0- 2	0- 0	0- 1	NEUTRAL	0- 0	0- 1	0- 0				
1- 14	0- 1	0- 1	NON-CONFERENCE	1- 1	0- 3	0- 8				
1- 4	0- 0	0- 0	HOME	1- 1	0- 0	0- 3				
0- 8	0- 1	0- 0	AWAY	0- 0	0- 2	0- 5				
0- 2	0- 0	0- 1	NEUTRAL	0- 0	0- 1	0- 0				
0- 3	0- 0	0- 0	CONFERENCE	0- 1	0- 0	0- 2				
0- 1	0- 0	0- 0	HOME	0- 0	0- 0	0- 1				
0- 2	0- 0	0- 0	AWAY	0- 1	0- 0	0- 1				
0- 0	0- 0	0- 0	NEUTRAL	0- 0	0- 0	0- 0				

RPI	S	Opponent	Score	RPI	S	Opponent	Score	RPI	S	Opponent	Score	RPI	S	Opponent	Score	Team's RPI: 310
8	A	Delaware	53 89	32	N	James Madison	42 77	71	A	Dayton	46 97	111	A	Boston U.	44 71	
								80	H	Quinnipiac	67 72	127	N	Fairfield	56 66	
								81	H	Providence	52 43	145	A	Harvard	57 69	
												181	A	Lehigh	56 67	
												187	H	New Hampshire	33 52	
												189	A	Fordham	49 69	
												196	A	Bryant	62 75	
												206	A	Brown	54 66	
												206	H	Brown	40 53	
												218	H	Massachusetts	39 46	
												243	A	Central Conn. St.	45 50	
												326	H	Maine	58 62	
												329	A	Siena	65 73	
LAST 12 Division I GAMES:																
71	A	Dayton	46 97	189	A	Fordham	49 69									
206	H	Brown	40 53	218	H	Massachusetts	39 46									
32	N	James Madison	42 77	243	A	Central Conn. St.	45 50									
181	A	Lehigh	56 67	127	N	Fairfield	56 66									
187	H	New Hampshire	33 52	206	A	Brown	54 66									
80	H	Quinnipiac	67 72	196	A	Bryant	62 75									

Non-Div I Games:

Rhode Island

■ Loss,
 ■ Non-Conf,
 ■ S Site,
 ■ H Home
 ■ A Away
 N Neutral

Average RPI Win:	237	WON-LOST	WINNING	LAST 12	STRENGTH OF	OPP. STRENGTH	TEAM	ADJ.	CONF.	ADJ CONF.
Average RPI Loss:	166	RECORD	PCT. RANK	GAMES	SCHEDULE	OF SCHEDULE	RPI	RPI	RPI	RPI
DIV. I ONLY	8- 9	183	5- 7	285	232	229	229	11	11	
DIV. I NON-CONF.	6- 7	180	3- 5	329	278	284	284	19	19	
TOTALS	RPI 1-25	RPI 26-50	W-L RECORDS	RPI 51-100	RPI 101-150	RPI 150+				
8- 9	0- 0	0- 1	OVERALL	1- 2	0- 1	7- 5				
5- 3	0- 0	0- 0	HOME	1- 1	0- 0	4- 2				
3- 6	0- 0	0- 1	AWAY	0- 1	0- 1	3- 3				
0- 0	0- 0	0- 0	NEUTRAL	0- 0	0- 0	0- 0				
6- 7	0- 0	0- 1	NON-CONFERENCE	0- 1	0- 1	6- 4				
3- 3	0- 0	0- 0	HOME	0- 1	0- 0	3- 2				
3- 4	0- 0	0- 1	AWAY	0- 0	0- 1	3- 2				
0- 0	0- 0	0- 0	NEUTRAL	0- 0	0- 0	0- 0				
2- 2	0- 0	0- 0	CONFERENCE	1- 1	0- 0	1- 1				
2- 0	0- 0	0- 0	HOME	1- 0	0- 0	1- 0				
0- 2	0- 0	0- 0	AWAY	0- 1	0- 0	0- 1				
0- 0	0- 0	0- 0	NEUTRAL	0- 0	0- 0	0- 0				

RPI 1-25				RPI 26-50				RPI 51-100				RPI 101+ Team's RPI: 229			
RPI	S	Opponent	Score	RPI	S	Opponent	Score	RPI	S	Opponent	Score	RPI	S	Opponent	Score
				33	A	Oklahoma St.	60 96	57	H	Tulane	67 49	139	A	Lamar	54 61
								78	H	Oregon St.	57 63	157	A	Stephen F. Austin	64 68
								84	A	UAB	45 60	164	H	SMU	56 54
												174	H	UALR	47 67
												202	A	Tulsa	42 69
												217	H	Texas St.	73 66
												233	A	UTSA	71 46
												265	H	Alcorn St.	74 57
												295	A	Valparaiso	54 46
												309	A	Prairie View	58 61
												318	H	A&M-Corpus Christi	61 64
												324	A	Chicago St.	77 50
												340	H	Houston Baptist	75 42
LAST 12 Division I GAMES:															
164	H	SMU	56 54	202	A	Tulsa	42 69								
84	A	UAB	45 60	57	H	Tulane	67 49								
139	A	Lamar	54 61	78	H	Oregon St.	57 63								
233	A	UTSA	71 46	318	H	A&M-Corpus Christi	61 64								
157	A	Stephen F. Austin	64 68	174	H	UALR	47 67								
217	H	Texas St.	73 66	265	H	Alcorn St.	74 57								

Non-Div I Games:

Rice

■ Loss,
■ Non-Conf,
■ S Site,
■ H Home
■ A Away
N Neutral

Average RPI Win:	164	WON-LOST	WINNING	LAST 12	STRENGTH OF	OPP. STRENGTH	TEAM	ADJ.	CONF.	ADJ CONF.
Average RPI Loss:	63	RECORD	PCT. RANK	GAMES	SCHEDULE	OF SCHEDULE	RPI	RPI	RPI	RPI
DIV. I ONLY	14- 3	23	10- 2	83	101	36	36	9	9	
DIV. I NON-CONF.	12- 2	20	8- 1	55	95	29	29	9	9	
TOTALS	RPI 1-25	RPI 26-50	W-L RECORDS	RPI 51-100	RPI 101-150	RPI 150+				
14- 3	0- 0	2- 1	OVERALL	2- 2	2- 0	8- 0				
7- 2	0- 0	0- 1	HOME	1- 1	2- 0	4- 0				
6- 1	0- 0	1- 0	AWAY	1- 1	0- 0	4- 0				
1- 0	0- 0	1- 0	NEUTRAL	0- 0	0- 0	0- 0				
12- 2	0- 0	2- 1	NON-CONFERENCE	2- 1	2- 0	6- 0				
6- 1	0- 0	0- 1	HOME	1- 0	2- 0	3- 0				
5- 1	0- 0	1- 0	AWAY	1- 1	0- 0	3- 0				
1- 0	0- 0	1- 0	NEUTRAL	0- 0	0- 0	0- 0				
2- 1	0- 0	0- 0	CONFERENCE	0- 1	0- 0	2- 0				
1- 1	0- 0	0- 0	HOME	0- 1	0- 0	1- 0				
1- 0	0- 0	0- 0	AWAY	0- 0	0- 0	1- 0				
0- 0	0- 0	0- 0	NEUTRAL	0- 0	0- 0	0- 0				

RPI 1-25				RPI 26-50				Team's RPI: 36				RPI 51-100				RPI 101+			
RPI	S	Opponent	Score	RPI	S	Opponent	Score	RPI	S	Opponent	Score	RPI	S	Opponent	Score	RPI	S	Opponent	Score
				32	N	James Madison	74 66	64	H	Temple	55 56	111	H	Boston U.	72 60				
				37	H	Virginia	56 69	83	H	Hartford	69 56	146	H	William & Mary	77 57				
				50	A	North Carolina St.	72 58	85	A	VCU	78 77	165	H	Liberty	66 54				
								88	A	Fla. Gulf Coast	67 81	181	A	Lehigh	71 49				
												216	A	Old Dominion	78 63				
												218	A	Massachusetts	73 54				
												224	A	Navy	56 39				
												234	H	George Washington	74 57				
												258	H	East Tenn. St.	66 39				
												292	H	UNC Greensboro	75 60				
LAST 12 Division I GAMES:																			
				64	H	Temple	55 56	218	A	Massachusetts	73 54								
				181	A	Lehigh	71 49	234	H	George Washington	74 57								
				32	N	James Madison	74 66	292	H	UNC Greensboro	75 60								
				83	H	Hartford	69 56	37	H	Virginia	56 69								
				165	H	Liberty	66 54	85	A	VCU	78 77								
				50	A	North Carolina St.	72 58	258	H	East Tenn. St.	66 39								

Non-Div I Games:

Richmond

■ Loss,
 ■ Non-Conf, S Site,
 ■ Home
 ■ Away
 N Neutral

Average RPI Win:	272	WON-LOST	WINNING	LAST 12	STRENGTH OF	OPP. STRENGTH	TEAM	ADJ.	CONF.	ADJ CONF.
Average RPI Loss:	132	RECORD	PCT. RANK	GAMES	SCHEDULE	OF SCHEDULE	RPI	RPI	RPI	RPI
DIV. I ONLY	10- 7	125	7- 5	308	238	203	203	22	22	
DIV. I NON-CONF.	8- 3	73	5- 1	292	279	198	198	21	21	
TOTALS	RPI 1-25	RPI 26-50	W-L RECORDS	RPI 51-100	RPI 101-150	RPI 150+				
10- 7	0- 1	0- 2	OVERALL	0- 0	0- 0	10- 4				
6- 3	0- 1	0- 1	HOME	0- 0	0- 0	6- 1				
4- 4	0- 0	0- 1	AWAY	0- 0	0- 0	4- 3				
0- 0	0- 0	0- 0	NEUTRAL	0- 0	0- 0	0- 0				
8- 3	0- 1	0- 1	NON-CONFERENCE	0- 0	0- 0	8- 1				
4- 1	0- 1	0- 0	HOME	0- 0	0- 0	4- 0				
4- 2	0- 0	0- 1	AWAY	0- 0	0- 0	4- 1				
0- 0	0- 0	0- 0	NEUTRAL	0- 0	0- 0	0- 0				
2- 4	0- 0	0- 1	CONFERENCE	0- 0	0- 0	2- 3				
2- 2	0- 0	0- 1	HOME	0- 0	0- 0	2- 1				
0- 2	0- 0	0- 0	AWAY	0- 0	0- 0	0- 2				
0- 0	0- 0	0- 0	NEUTRAL	0- 0	0- 0	0- 0				

RPI	S	Opponent	Score	RPI	S	Opponent	Score	RPI	S	Opponent	Score	RPI	S	Opponent	Score	Team's RPI: 203
22	H	Princeton	55 75	26	A	Georgetown	51 58					167	A	Penn	57 66	
				45	H	Marist	56 82					170	A	Iona	50 64	
												184	A	Manhattan	45 59	
												211	A	Mt. St. Mary's	53 44	
												237	A	Binghamton	66 56	
												238	H	Loyola Maryland	67 61	
												242	H	Lafayette	64 56	
												256	H	Fairleigh Dickinson	69 68	
												259	H	Stony Brook	53 41	
												282	H	Niagara	60 53	
												312	H	Saint Peter's	54 65	
												315	A	NJIT	60 50	
												339	A	St. Francis (NY)	68 48	
												341	H	Bucknell	63 43	
LAST 12 Division I GAMES:																
238	H	Loyola Maryland	67 61	312	H	Saint Peter's	54 65									
45	H	Marist	56 82	170	A	Iona	50 64									
282	H	Niagara	60 53	237	A	Binghamton	66 56									
184	A	Manhattan	45 59	315	A	NJIT	60 50									
211	A	Mt. St. Mary's	53 44	259	H	Stony Brook	53 41									
256	H	Fairleigh Dickinson	69 68	26	A	Georgetown	51 58									

Non-Div I Games:

Rider

■ Loss,
 ■ Non-Conf,
 S Site,
 ■ Home
 ■ Away
 N Neutral

Average RPI Win:	219	WON-LOST	WINNING	LAST 12	STRENGTH OF	OPP. STRENGTH	TEAM	ADJ.	CONF.	ADJ CONF.
Average RPI Loss:	159	RECORD	PCT. RANK	GAMES	SCHEDULE	OF SCHEDULE	RPI	RPI	RPI	RPI
DIV. I ONLY	9- 7	133	6- 6	205	257	172	172	20	20	
DIV. I NON-CONF.	6- 5	141	3- 4	277	181	195	195	23	23	
TOTALS	RPI 1-25	RPI 26-50	W-L RECORDS	RPI 51-100	RPI 101-150	RPI 150+				
9- 7	0- 0	0- 1	OVERALL	0- 2	2- 0	7- 4				
6- 2	0- 0	0- 0	HOME	0- 2	2- 0	4- 0				
1- 5	0- 0	0- 1	AWAY	0- 0	0- 0	1- 4				
2- 0	0- 0	0- 0	NEUTRAL	0- 0	0- 0	2- 0				
6- 5	0- 0	0- 1	NON-CONFERENCE	0- 1	2- 0	4- 3				
4- 1	0- 0	0- 0	HOME	0- 1	2- 0	2- 0				
0- 4	0- 0	0- 1	AWAY	0- 0	0- 0	0- 3				
2- 0	0- 0	0- 0	NEUTRAL	0- 0	0- 0	2- 0				
3- 2	0- 0	0- 0	CONFERENCE	0- 1	0- 0	3- 1				
2- 1	0- 0	0- 0	HOME	0- 1	0- 0	2- 0				
1- 1	0- 0	0- 0	AWAY	0- 0	0- 0	1- 1				
0- 0	0- 0	0- 0	NEUTRAL	0- 0	0- 0	0- 0				

RPI 1-25				RPI 26-50				RPI 51-100				RPI 101+				Team's RPI: 172	
RPI	S	Opponent	Score	RPI	S	Opponent	Score	RPI	S	Opponent	Score	RPI	S	Opponent	Score		
				48	A	Duquesne	63 66	65	H	Miami (OH)	50 61	107	H	Central Mich.	64 55		
								86	H	Sacred Heart	64 71	124	H	Coppin St.	62 47		
												181	A	Lehigh	54 68		
												182	H	Monmouth	57 54		
												186	H	Akron	85 78		
												196	A	Bryant	71 75		
												228	N	Elon	69 65		
												243	A	Central Conn. St.	86 72		
												256	H	Fairleigh Dickinson	79 50		
												259	A	Stony Brook	40 42		
												275	A	Morehead St.	69 75		
												317	H	Kent St.	78 44		
												331	N	Delaware St.	75 67		
LAST 12 Division I GAMES:																	
243	A	Central Conn. St.	86 72	86	H	Sacred Heart	64 71										
65	H	Miami (OH)	50 61	196	A	Bryant	71 75										
48	A	Duquesne	63 66	256	H	Fairleigh Dickinson	79 50										
186	H	Akron	85 78	182	H	Monmouth	57 54										
275	A	Morehead St.	69 75	331	N	Delaware St.	75 67										
181	A	Lehigh	54 68	228	N	Elon	69 65										

Non-Div I Games:

Robert Morris

Average RPI Win:	111	WON-LOST	WINNING	LAST 12	STRENGTH OF	OPP. STRENGTH	TEAM	ADJ.	CONF.	ADJ CONF.
Average RPI Loss:	6	RECORD	PCT. RANK	GAMES	SCHEDULE	OF SCHEDULE	RPI	RPI	RPI	RPI
DIV. I ONLY	15- 2	9	10- 2	17	9	9	9	2	2	
DIV. I NON-CONF.	11- 2	24	6- 2	24	6	7	7	2	2	
TOTALS	RPI 1-25	RPI 26-50	W-L RECORDS	RPI 51-100	RPI 101-150	RPI 150+				
15- 2	2- 2	2- 0	OVERALL	3- 0	3- 0	5- 0				
9- 1	1- 1	1- 0	HOME	2- 0	1- 0	4- 0				
3- 1	0- 1	0- 0	AWAY	0- 0	2- 0	1- 0				
3- 0	1- 0	1- 0	NEUTRAL	1- 0	0- 0	0- 0				
11- 2	1- 2	2- 0	NON-CONFERENCE	2- 0	1- 0	5- 0				
6- 1	0- 1	1- 0	HOME	1- 0	0- 0	4- 0				
2- 1	0- 1	0- 0	AWAY	0- 0	1- 0	1- 0				
3- 0	1- 0	1- 0	NEUTRAL	1- 0	0- 0	0- 0				
4- 0	1- 0	0- 0	CONFERENCE	1- 0	2- 0	0- 0				
3- 0	1- 0	0- 0	HOME	1- 0	1- 0	0- 0				
1- 0	0- 0	0- 0	AWAY	0- 0	1- 0	0- 0				
0- 0	0- 0	0- 0	NEUTRAL	0- 0	0- 0	0- 0				

RPI	S	Opponent	Score	RPI	S	Opponent	Score	RPI	S	Opponent	Score	RPI	S	Opponent	Score
1	H	Tennessee	61 67	29	N	Florida	63 49	64	H	Temple	71 50	106	H	Syracuse	55 44
11	A	Miami (FL)	81 92	31	H	California	73 70	75	N	Arizona St.	59 52	122	A	La Salle	61 48
18	N	Georgia Tech	59 40					99	H	Cincinnati	58 47	135	A	Pittsburgh	63 39
25	H	Louisville	71 68									170	H	Iona	62 29
												181	H	Lehigh	68 40
												189	H	Fordham	68 48
												190	H	Boston College	74 58
												234	A	George Washington	75 54
LAST 12 Division I GAMES:															
99	H	Cincinnati	58 47	25	H	Louisville	71 68	135	A	Pittsburgh	63 39	11	A	Miami (FL)	81 92
106	H	Syracuse	55 44					29	N	Florida	63 49	64	H	Temple	71 50
234	A	George Washington	75 54					75	N	Arizona St.	59 52				
170	H	Iona	62 29												
1	H	Tennessee	61 67												
189	H	Fordham	68 48												

Non-Div I Games:

Rutgers

S.C. Upstate

Through Games Of Sunday, January 15, 2012

Average RPI Win:	314	WON-LOST	WINNING	LAST 12	STRENGTH OF	OPP. STRENGTH	TEAM	ADJ.	CONF.	ADJ CONF.
Average RPI Loss:	189	RECORD	PCT. RANK	GAMES	SCHEDULE	OF SCHEDULE	RPI	RPI	RPI	RPI
DIV. I ONLY	3- 14	313	3- 9	221	322	302	302	30	30	
DIV. I NON-CONF.	1- 9	321	1- 4	185	290	292	292	28	28	
TOTALS	RPI 1-25	RPI 26-50	W-L RECORDS	RPI 51-100	RPI 101-150	RPI 150+				
3- 14	0- 1	0- 1	OVERALL	0- 1	0- 2	3- 9				
1- 4	0- 0	0- 0	HOME	0- 0	0- 0	1- 4				
2- 10	0- 1	0- 1	AWAY	0- 1	0- 2	2- 5				
0- 0	0- 0	0- 0	NEUTRAL	0- 0	0- 0	0- 0				
1- 9	0- 1	0- 1	NON-CONFERENCE	0- 0	0- 1	1- 6				
0- 3	0- 0	0- 0	HOME	0- 0	0- 0	0- 3				
1- 6	0- 1	0- 1	AWAY	0- 0	0- 1	1- 3				
0- 0	0- 0	0- 0	NEUTRAL	0- 0	0- 0	0- 0				
2- 5	0- 0	0- 0	CONFERENCE	0- 1	0- 1	2- 3				
1- 1	0- 0	0- 0	HOME	0- 0	0- 0	1- 1				
1- 4	0- 0	0- 0	AWAY	0- 1	0- 1	1- 2				
0- 0	0- 0	0- 0	NEUTRAL	0- 0	0- 0	0- 0				

RPI S	Opponent	Score	RPI S	Opponent	Score	RPI S	Opponent	Score	RPI S	Opponent	Score	Team's RPI: 302
12	A Duke	35 93	34	A Vanderbilt	42 88	88	A Fla. Gulf Coast	53 77	116	A Auburn	34 75	
									118	A Stetson	54 69	
									155	A North Carolina	34 91	
									241	A Radford	52 85	
									249	H Kennesaw St.	63 74	
									252	H Western Caro.	58 63	
									258	A East Tenn. St.	64 67	
									262	H Norfolk St.	81 94	
									264	H Presbyterian	64 72	
									285	A Jacksonville	72 80	
									307	H Mercer	77 56	
									313	A North Florida	58 57	
									316	A Coastal Caro.	56 61	
									321	A UNC Asheville	73 66	
LAST 12 Division I GAMES:												
307	H Mercer	77 56	313	A North Florida	58 57							
249	H Kennesaw St.	63 74	285	A Jacksonville	72 80							
258	A East Tenn. St.	64 67	118	A Stetson	54 69							
252	H Western Caro.	58 63	12	A Duke	35 93							
316	A Coastal Caro.	56 61	264	H Presbyterian	64 72							
88	A Fla. Gulf Coast	53 77	321	A UNC Asheville	73 66							

Non-Div I Games: North Greenville 57 75

S.C. Upstate

Loss, Non-Conf, S Site, H Home A Away N Neutral

Average RPI Win:	262	WON-LOST	WINNING	LAST 12	STRENGTH OF	OPP. STRENGTH	TEAM	ADJ.	CONF.	ADJ CONF.
Average RPI Loss:	121	RECORD	PCT. RANK	GAMES	SCHEDULE	OF SCHEDULE	RPI	RPI	RPI	RPI
DIV. I ONLY	9- 7	133	6- 6	252	193	177	177	31	31	
DIV. I NON-CONF.	6- 5	141	3- 4	224	97	151	151	30	30	
TOTALS	RPI 1-25	RPI 26-50	W-L RECORDS	RPI 51-100	RPI 101-150	RPI 150+				
9- 7	0- 2	0- 0	OVERALL	0- 0	0- 4	9- 1				
5- 2	0- 0	0- 0	HOME	0- 0	0- 2	5- 0				
3- 4	0- 1	0- 0	AWAY	0- 0	0- 2	3- 1				
1- 1	0- 1	0- 0	NEUTRAL	0- 0	0- 0	1- 0				
6- 5	0- 2	0- 0	NON-CONFERENCE	0- 0	0- 2	6- 1				
3- 1	0- 0	0- 0	HOME	0- 0	0- 1	3- 0				
2- 3	0- 1	0- 0	AWAY	0- 0	0- 1	2- 1				
1- 1	0- 1	0- 0	NEUTRAL	0- 0	0- 0	1- 0				
3- 2	0- 0	0- 0	CONFERENCE	0- 0	0- 2	3- 0				
2- 1	0- 0	0- 0	HOME	0- 0	0- 1	2- 0				
1- 1	0- 0	0- 0	AWAY	0- 0	0- 1	1- 0				
0- 0	0- 0	0- 0	NEUTRAL	0- 0	0- 0	0- 0				

RPI 1-25				RPI 26-50				RPI 51-100				RPI 101+ Team's RPI: 177			
RPI	S	Opponent	Score	RPI	S	Opponent	Score	RPI	S	Opponent	Score	RPI	S	Opponent	Score
18	N	Georgia Tech	38 80									112	H	Eastern Ill.	70 73
20	A	DePaul	65 75									128	A	Pacific	68 78
												144	H	Bradley	60 66
												147	A	UT Martin	59 91
												152	H	Ill.-Chicago	63 57
												183	N	Georgia St.	63 49
												247	H	Ball St.	68 56
												266	A	IPFW	72 57
												280	A	Tennessee St.	60 50
												281	A	Sacramento St.	66 80
												295	H	Valparaiso	67 64
												296	H	Tennessee Tech	62 54
												303	A	Southern Ill.	70 60
												337	H	Jacksonville St.	79 39
LAST 12 Division I GAMES:															
147	A	UT Martin	59 91	280	A	Tennessee St.	60 50								
296	H	Tennessee Tech	62 54	112	H	Eastern Ill.	70 73								
337	H	Jacksonville St.	79 39	20	A	DePaul	65 75								
183	N	Georgia St.	63 49	144	H	Bradley	60 66								
18	N	Georgia Tech	38 80	303	A	Southern Ill.	70 60								
266	A	IPFW	72 57	128	A	Pacific	68 78								

Non-Div I Games:

SIU Edwardsville

■ Loss,
 ■ Non-Conf,
 ■ S Site,
 ■ H Home
 ■ A Away
 N Neutral

SMU

S
M
U

SMU

Page 238

Sacramento St.

Through Games Of Sunday, January 15, 2012

Average RPI Win:	245	WON-LOST	WINNING	LAST 12	STRENGTH OF	OPP. STRENGTH	TEAM	ADJ.	CONF.	ADJ CONF.
Average RPI Loss:	152	RECORD	PCT. RANK	GAMES	SCHEDULE	OF SCHEDULE	RPI	RPI	RPI	RPI
DIV. I ONLY	6- 11	243	3- 8	270	170	281	281	19	19	
DIV. I NON-CONF.	4- 8	238	1- 5	243	195	276	276	17	17	
TOTALS	RPI 1-25	RPI 26-50	W-L RECORDS	RPI 51-100	RPI 101-150	RPI 150+				
6- 11	0- 0	0- 2	OVERALL	0- 2	1- 1	5- 6				
6- 2	0- 0	0- 0	HOME	0- 0	1- 0	5- 2				
0- 9	0- 0	0- 2	AWAY	0- 2	0- 1	0- 4				
0- 0	0- 0	0- 0	NEUTRAL	0- 0	0- 0	0- 0				
4- 8	0- 0	0- 2	NON-CONFERENCE	0- 1	1- 0	3- 5				
4- 2	0- 0	0- 0	HOME	0- 0	1- 0	3- 2				
0- 6	0- 0	0- 2	AWAY	0- 1	0- 0	0- 3				
0- 0	0- 0	0- 0	NEUTRAL	0- 0	0- 0	0- 0				
2- 3	0- 0	0- 0	CONFERENCE	0- 1	0- 1	2- 1				
2- 0	0- 0	0- 0	HOME	0- 0	0- 0	2- 0				
0- 3	0- 0	0- 0	AWAY	0- 1	0- 1	0- 1				
0- 0	0- 0	0- 0	NEUTRAL	0- 0	0- 0	0- 0				

RPI S	Opponent	Score	RPI S	Opponent	Score	RPI S	Opponent	Score	RPI S	Opponent	Score	Team's RPI: 281
31	A California	61 85	68	A Idaho St.	57 78	112	H Eastern Ill.	89 85				
44	A Oklahoma	55 117	95	A UC Davis	57 68	141	A Northern Colo.	58 68				
						161	A Eastern Wash.	62 78				
						177	H SIU Edwardsville	80 66				
						185	H Santa Clara	76 96				
						201	A UC Irvine	75 81				
						214	H Cal St. Fullerton	64 81				
						253	H Long Beach St.	74 67				
						267	A San Francisco	71 86				
						270	A Loyola Marymount	73 86				
						298	H Northern Ariz.	91 85				
						300	H CSU Bakersfield	87 84				
						330	H Weber St.	78 60				
LAST 12 Division I GAMES:												
141	A Northern Colo.	58 68	68	A Idaho St.	57 78							
330	H Weber St.	78 60	161	A Eastern Wash.	62 78							
298	H Northern Ariz.	91 85	201	A UC Irvine	75 81							
185	H Santa Clara	76 96	270	A Loyola Marymount	73 86							
300	H CSU Bakersfield	87 84	95	A UC Davis	57 68							
267	A San Francisco	71 86	112	H Eastern Ill.	89 85							

Non-Div I Games: Fresno Pacific 98 87

Sacramento St.

■ Loss,
 ■ Non-Conf,
 ■ S Site,
 ■ Home
 ■ A Away
 N Neutral

Sacred Heart

Through Games Of Sunday, January 15, 2012

Average RPI Win:	237	WON-LOST	WINNING	LAST 12	STRENGTH OF	OPP. STRENGTH	TEAM	ADJ.	CONF.	ADJ CONF.
Average RPI Loss:	96	RECORD	PCT. RANK	GAMES	SCHEDULE	OF SCHEDULE	RPI	RPI	RPI	RPI
DIV. I ONLY	12- 4	48	8- 4	244	249	86	86	20	20	
DIV. I NON-CONF.	7- 4	99	3- 4	298	237	108	108	23	23	
TOTALS	RPI 1-25	RPI 26-50	W-L RECORDS	RPI 51-100	RPI 101-150	RPI 150+				
12- 4	0- 0	0- 1	OVERALL	2- 1	0- 1	10- 1				
6- 0	0- 0	0- 0	HOME	1- 0	0- 0	5- 0				
6- 4	0- 0	0- 1	AWAY	1- 1	0- 1	5- 1				
0- 0	0- 0	0- 0	NEUTRAL	0- 0	0- 0	0- 0				
7- 4	0- 0	0- 1	NON-CONFERENCE	0- 1	0- 1	7- 1				
4- 0	0- 0	0- 0	HOME	0- 0	0- 0	4- 0				
3- 4	0- 0	0- 1	AWAY	0- 1	0- 1	3- 1				
0- 0	0- 0	0- 0	NEUTRAL	0- 0	0- 0	0- 0				
5- 0	0- 0	0- 0	CONFERENCE	2- 0	0- 0	3- 0				
2- 0	0- 0	0- 0	HOME	1- 0	0- 0	1- 0				
3- 0	0- 0	0- 0	AWAY	1- 0	0- 0	2- 0				
0- 0	0- 0	0- 0	NEUTRAL	0- 0	0- 0	0- 0				

RPI 1-25				RPI 26-50				RPI 51-100				Team's RPI: 86	RPI 101+			
RPI	S	Opponent	Score	RPI	S	Opponent	Score	RPI	S	Opponent	Score		RPI	S	Opponent	Score
				46	A	St. Bonaventure	63 67	53	A	Saint Joseph's	54 63		101	A	Albany (NY)	54 64
								77	H	LIU Brooklyn	74 59		172	A	Robert Morris	71 64
								80	A	Quinnipiac	74 65		181	H	Lehigh	68 51
													184	A	Manhattan	50 62
													204	H	Cal Poly	89 69
													243	A	Central Conn. St.	53 40
													259	H	Stony Brook	55 33
													311	A	Colgate	78 51
													312	A	Saint Peter's	80 55
													329	A	Siena	62 45
													333	H	Columbia	60 42
													339	H	St. Francis (NY)	62 33
LAST 12 Division I GAMES:																
				77	H	LIU Brooklyn	74 59	172	A	Robert Morris	71 64					
				46	A	St. Bonaventure	63 67	339	H	St. Francis (NY)	62 33					
				184	A	Manhattan	50 62	80	A	Quinnipiac	74 65					
				101	A	Albany (NY)	54 64	243	A	Central Conn. St.	53 40					
				204	H	Cal Poly	89 69	259	H	Stony Brook	55 33					
				312	A	Saint Peter's	80 55	53	A	Saint Joseph's	54 63					

Non-Div I Games:

Sacred Heart

■ Loss,
 ■ Non-Conf,
 ■ S Site,
 ■ H Home
 ■ A Away
 N Neutral

Saint Francis (PA)

Through Games Of Sunday, January 15, 2012

Average RPI Win:	222	WON-LOST	WINNING	LAST 12	STRENGTH OF	OPP. STRENGTH	TEAM	ADJ.	CONF.	ADJ CONF.
Average RPI Loss:	114	RECORD	PCT. RANK	GAMES	SCHEDULE	OF SCHEDULE	RPI	RPI	RPI	RPI
DIV. I ONLY	6- 10	231	5- 7	110	176	178	178	20	20	
DIV. I NON-CONF.	3- 8	268	2- 5	121	96	180	180	23	23	
TOTALS	RPI 1-25	RPI 26-50	W-L RECORDS	RPI 51-100	RPI 101-150	RPI 150+				
6- 10	0- 0	0- 3	OVERALL	0- 2	1- 2	5- 3				
3- 3	0- 0	0- 2	HOME	0- 1	0- 0	3- 0				
3- 6	0- 0	0- 1	AWAY	0- 1	1- 2	2- 2				
0- 1	0- 0	0- 0	NEUTRAL	0- 0	0- 0	0- 1				
3- 8	0- 0	0- 3	NON-CONFERENCE	0- 1	1- 2	2- 2				
1- 2	0- 0	0- 2	HOME	0- 0	0- 0	1- 0				
2- 5	0- 0	0- 1	AWAY	0- 1	1- 2	1- 1				
0- 1	0- 0	0- 0	NEUTRAL	0- 0	0- 0	0- 1				
3- 2	0- 0	0- 0	CONFERENCE	0- 1	0- 0	3- 1				
2- 1	0- 0	0- 0	HOME	0- 1	0- 0	2- 0				
1- 1	0- 0	0- 0	AWAY	0- 0	0- 0	1- 1				
0- 0	0- 0	0- 0	NEUTRAL	0- 0	0- 0	0- 0				

RPI	S	Opponent	Score	RPI	S	Opponent	Score	RPI	S	Opponent	Score	RPI	S	Opponent	Score	Team's RPI: 178
35	A	Gonzaga	50 92	53	A	Saint Joseph's	53 83	106	A	Syracuse	45 88					
42	H	Towson	53 59	80	H	Quinnipiac	73 85	124	A	Coppin St.	69 67					
48	H	Duquesne	70 74					135	A	Pittsburgh	50 78					
								171	A	Seattle	70 74					
								182	H	Monmouth	82 69					
								186	A	Akron	80 79					
								196	A	Bryant	52 57					
								243	A	Central Conn. St.	57 47					
								256	H	Fairleigh Dickinson	69 56					
								272	N	Saint Louis	63 66					
								341	H	Bucknell	70 53					
LAST 12 Division I GAMES:																
196	A	Bryant	52 57	80	H	Quinnipiac	73 85									
35	A	Gonzaga	50 92	243	A	Central Conn. St.	57 47									
272	N	Saint Louis	63 66	42	H	Towson	53 59									
171	A	Seattle	70 74	182	H	Monmouth	82 69									
124	A	Coppin St.	69 67	256	H	Fairleigh Dickinson	69 56									
53	A	Saint Joseph's	53 83	341	H	Bucknell	70 53									

Non-Div I Games:

Saint Francis (PA)

■ Loss,
 ■ Non-Conf,
 ■ S Site,
 ■ Home
 ■ A Away
 N Neutral

Saint Joseph's

Through Games Of Sunday, January 15, 2012

Average RPI Win:	156	WON-LOST	WINNING	LAST 12	STRENGTH OF	OPP. STRENGTH	TEAM	ADJ.	CONF.	ADJ CONF.
Average RPI Loss:	71	RECORD	PCT. RANK	GAMES	SCHEDULE	OF SCHEDULE	RPI	RPI	RPI	RPI
DIV. I ONLY	11- 5	69	9- 3	89	32	53	53	9	9	
DIV. I NON-CONF.	10- 4	83	8- 2	77	25	47	47	9	9	
TOTALS	RPI 1-25	RPI 26-50	W-L RECORDS	RPI 51-100	RPI 101-150	RPI 150+				
11- 5	0- 3	0- 0	OVERALL	4- 1	0- 0	7- 1				
7- 1	0- 0	0- 0	HOME	3- 1	0- 0	4- 0				
3- 4	0- 3	0- 0	AWAY	1- 0	0- 0	2- 1				
1- 0	0- 0	0- 0	NEUTRAL	0- 0	0- 0	1- 0				
10- 4	0- 3	0- 0	NON-CONFERENCE	4- 0	0- 0	6- 1				
7- 0	0- 0	0- 0	HOME	3- 0	0- 0	4- 0				
2- 4	0- 3	0- 0	AWAY	1- 0	0- 0	1- 1				
1- 0	0- 0	0- 0	NEUTRAL	0- 0	0- 0	1- 0				
1- 1	0- 0	0- 0	CONFERENCE	0- 1	0- 0	1- 0				
0- 1	0- 0	0- 0	HOME	0- 1	0- 0	0- 0				
1- 0	0- 0	0- 0	AWAY	0- 0	0- 0	1- 0				
0- 0	0- 0	0- 0	NEUTRAL	0- 0	0- 0	0- 0				

RPI 1-25				RPI 26-50				RPI 51-100 Team's RPI: 53				RPI 101+			
RPI	S	Opponent	Score	RPI	S	Opponent	Score	RPI	S	Opponent	Score	RPI	S	Opponent	Score
7	A	Maryland	71 94					59	H	Drexel	59 50	167	H	Penn	42 34
19	A	Villanova	46 52					69	H	UCLA	64 60	178	H	Saint Francis (PA)	83 53
22	A	Princeton	62 79					71	H	Dayton	51 65	181	H	Lehigh	66 48
								80	A	Quinnipiac	71 54	190	H	Boston College	74 57
								86	H	Sacred Heart	63 54	218	A	Massachusetts	86 58
												235	A	Vermont	67 80
												242	A	Lafayette	65 57
												244	N	Dartmouth	85 48
LAST 12 Division I GAMES:															
218	A	Massachusetts	86 58	167	H	Penn	42 34								
80	A	Quinnipiac	71 54	71	H	Dayton	51 65								
190	H	Boston College	74 57	242	A	Lafayette	65 57								
69	H	UCLA	64 60	59	H	Drexel	59 50								
178	H	Saint Francis (PA)	83 53	86	H	Sacred Heart	63 54								
19	A	Villanova	46 52	7	A	Maryland	71 94								

Non-Div I Games:

Saint Joseph's

■ Loss,
 ■ Non-Conf,
 ■ S Site,
 ■ H Home
 ■ A Away
 N Neutral

Saint Louis

Average RPI Win: 264

WON-LOST

WINNING

LAST 12

Through Games Of Sunday, January 15, 2012

Average RPI Loss: 131

RECORD

PCT. RANK

GAMES

STRENGTH OF
SCHEDULEOPP. STRENGTH
OF SCHEDULETEAM
RPIADJ.
RPICONF.
RPIADJ CONF.
RPI

DIV. I ONLY

4- 12

288

2- 8

169

218

272

272

9

9

DIV. I NON-CONF.

4- 9

256

2- 5

250

241

301

301

9

9

TOTALS

RPI 1-25

RPI 26-50

W-L RECORDS

RPI 51-100

RPI 101-150

RPI 150+

4- 12

0- 0

0- 1

OVERALL

0- 3

0- 5

4- 3

2- 5

0- 0

0- 0

HOME

0- 1

0- 3

2- 1

1- 6

0- 0

0- 1

AWAY

0- 1

0- 2

1- 2

1- 1

0- 0

0- 0

NEUTRAL

0- 1

0- 0

1- 0

4- 9

0- 0

0- 0

NON-CONFERENCE

0- 2

0- 4

4- 3

2- 4

0- 0

0- 0

HOME

0- 1

0- 2

2- 1

1- 4

0- 0

0- 0

AWAY

0- 0

0- 2

1- 2

1- 1

0- 0

0- 0

NEUTRAL

0- 1

0- 0

1- 0

0- 3

0- 0

0- 1

CONFERENCE

0- 1

0- 1

0- 0

0- 1

0- 0

0- 0

HOME

0- 0

0- 1

0- 0

0- 2

0- 0

0- 1

AWAY

0- 1

0- 0

0- 0

0- 0

0- 0

0- 0

NEUTRAL

0- 0

0- 0

0- 0

RPI 1-25

RPI 26-50

RPI 51-100

RPI 101+

Team's RPI: 272

RPI S Opponent Score

RPI S Opponent Score

RPI S Opponent Score

RPI S Opponent Score

46 A St. Bonaventure

52 64

61 H Missouri

56 68

119 A Memphis

60 63

91 A Charlotte

52 61

122 H La Salle

52 53

100 N Eastern Mich.

55 66

125 A Wisconsin

46 48

126 H UMKC

67 70

147 H UT Martin

55 70

151 H Drake

60 62

152 A Ill.-Chicago

60 68

178 N Saint Francis (PA)

66 63

231 A Fla. Atlantic

70 63

319 H Southeast Mo. St.

54 45

327 A Murray St.

64 78

327 H Murray St.

59 49

LAST 12 Division I GAMES:

122 H La Salle 52 53 46 A St. Bonaventure 52 64

178 N Saint Francis (PA) 66 63 91 A Charlotte 52 61

100 N Eastern Mich. 55 66 125 A Wisconsin 46 48

126 H UMKC 67 70 327 A Murray St. 64 78

151 H Drake 60 62 327 H Murray St. 59 49

231 A Fla. Atlantic 70 63 147 H UT Martin 55 70

Non-Div I Games: Mo.-St. Louis 73 51 Neb. Omaha 81 54

Saint Louis

Loss, Non-Conf, S Site, H Home A Away N Neutral

Saint Peter's

Through Games Of Sunday, January 15, 2012

Average RPI Win:	221	WON-LOST	WINNING	LAST 12	STRENGTH OF	OPP. STRENGTH	TEAM	ADJ.	CONF.	ADJ CONF.
Average RPI Loss:	187	RECORD	PCT. RANK	GAMES	SCHEDULE	OF SCHEDULE	RPI	RPI	RPI	RPI
DIV. I ONLY	2- 15	327	2- 10	218	310	312	312	22	22	
DIV. I NON-CONF.	0- 11	337	0- 6	248	329	321	321	21	21	
TOTALS	RPI 1-25	RPI 26-50	W-L RECORDS	RPI 51-100	RPI 101-150	RPI 150+				
2- 15	0- 0	0- 2	OVERALL	0- 1	0- 2	2- 10				
0- 7	0- 0	0- 2	HOME	0- 1	0- 2	0- 2				
2- 8	0- 0	0- 0	AWAY	0- 0	0- 0	2- 7				
0- 0	0- 0	0- 0	NEUTRAL	0- 0	0- 0	0- 0				
0- 11	0- 0	0- 1	NON-CONFERENCE	0- 1	0- 1	0- 8				
0- 5	0- 0	0- 1	HOME	0- 1	0- 1	0- 2				
0- 6	0- 0	0- 0	AWAY	0- 0	0- 0	0- 6				
0- 0	0- 0	0- 0	NEUTRAL	0- 0	0- 0	0- 0				
2- 4	0- 0	0- 1	CONFERENCE	0- 0	0- 1	2- 2				
0- 2	0- 0	0- 1	HOME	0- 0	0- 1	0- 0				
2- 2	0- 0	0- 0	AWAY	0- 0	0- 0	2- 2				
0- 0	0- 0	0- 0	NEUTRAL	0- 0	0- 0	0- 0				

RPI S	Opponent	Score	RPI S	Opponent	Score	RPI S	Opponent	Score	RPI S	Opponent	Score	Team's RPI: 312
30	H Hofstra	52 66	86	H Sacred Heart	55 80	102	H South Fla.	52 68				
45	H Marist	54 56				127	H Fairfield	47 59				
						181	A Lehigh	48 64				
						182	A Monmouth	64 73				
						186	A Akron	50 87				
						194	A Canisius	54 59				
						203	A Rider	65 54				
						237	H Binghamton	63 70				
						238	A Loyola Maryland	68 51				
						242	H Lafayette	50 59				
						256	A Fairleigh Dickinson	46 55				
						282	A Niagara	52 61				
						315	A NJIT	59 66				
						341	A Bucknell	35 46				
LAST 12 Division I GAMES:												
282	A Niagara	52 61	203	A Rider	65 54							
194	A Canisius	54 59	238	A Loyola Maryland	68 51							
127	H Fairfield	47 59	315	A NJIT	59 66							
45	H Marist	54 56	30	H Hofstra	52 66							
102	H South Fla.	52 68	182	A Monmouth	64 73							
237	H Binghamton	63 70	86	H Sacred Heart	55 80							

Non-Div I Games:

Saint Peter's

■ Loss,
 ■ Non-Conf,
 ■ S Site,
 ■ H Home
 ■ A Away
 N Neutral

Average RPI Win:	248	WON-LOST	WINNING	LAST 12	STRENGTH OF	OPP. STRENGTH	TEAM	ADJ.	CONF.	ADJ CONF.
Average RPI Loss:	92	RECORD	PCT. RANK	GAMES	SCHEDULE	OF SCHEDULE	RPI	RPI	RPI	RPI
DIV. I ONLY	6- 6	166	6- 6	171	144	132	132	24	24	
DIV. I NON-CONF.	3- 6	238	3- 6	88	86	92	92	26	26	
TOTALS	RPI 1-25	RPI 26-50	W-L RECORDS	RPI 51-100	RPI 101-150	RPI 150+				
6- 6	0- 1	0- 2	OVERALL	0- 1	1- 0	5- 2				
4- 0	0- 0	0- 0	HOME	0- 0	1- 0	3- 0				
2- 6	0- 1	0- 2	AWAY	0- 1	0- 0	2- 2				
0- 0	0- 0	0- 0	NEUTRAL	0- 0	0- 0	0- 0				
3- 6	0- 1	0- 2	NON-CONFERENCE	0- 1	1- 0	2- 2				
2- 0	0- 0	0- 0	HOME	0- 0	1- 0	1- 0				
1- 6	0- 1	0- 2	AWAY	0- 1	0- 0	1- 2				
0- 0	0- 0	0- 0	NEUTRAL	0- 0	0- 0	0- 0				
3- 0	0- 0	0- 0	CONFERENCE	0- 0	0- 0	3- 0				
2- 0	0- 0	0- 0	HOME	0- 0	0- 0	2- 0				
1- 0	0- 0	0- 0	AWAY	0- 0	0- 0	1- 0				
0- 0	0- 0	0- 0	NEUTRAL	0- 0	0- 0	0- 0				

RPI 1-25				RPI 26-50				RPI 51-100				RPI 101+ Team's RPI: 132			
RPI	S	Opponent	Score	RPI	S	Opponent	Score	RPI	S	Opponent	Score	RPI	S	Opponent	Score
14	A	Kentucky	52 73	27	A	Kansas	59 87	61	A	Missouri	48 66	148	H	South Ala.	53 50
				34	A	Vanderbilt	56 79					192	A	TCU	49 60
												193	H	Tex.-Pan American	64 56
												222	A	Grambling	52 64
												233	A	UTSA	63 50
												254	H	Nicholls St.	67 46
												320	H	Texas-Arlington	58 41
												340	A	Houston Baptist	69 51
LAST 12 Division I GAMES:															
233	A	UTSA	63 50	254	H	Nicholls St.	67 46	320	H	Texas-Arlington	58 41	222	A	Grambling	52 64
340	A	Houston Baptist	69 51	61	A	Missouri	48 66	193	H	Tex.-Pan American	64 56	14	A	Kentucky	52 73
27	A	Kansas	59 87	148	H	South Ala.	53 50	34	A	Vanderbilt	56 79				
192	A	TCU	49 60												

Non-Div I Games: Mary Hardin-Baylor 87 53 Texas-Tyler 94 74

Sam Houston St.

■ Loss,
■ Non-Conf, S Site,
■ Home
■ Away
N Neutral

Average RPI Win: 265	WON-LOST	WINNING	LAST 12	STRENGTH OF	OPP. STRENGTH	TEAM	ADJ.	CONF.	ADJ CONF.
Average RPI Loss: 132	RECORD	PCT. RANK	GAMES	SCHEDULE	OF SCHEDULE	RPI	RPI	RPI	RPI
DIV. I ONLY	10- 6	106	8- 4	302	173	150	150	16	16
DIV. I NON-CONF.	5- 4	136	3- 2	211	156	110	110	14	14
TOTALS	RPI 1-25	RPI 26-50	W-L RECORDS	RPI 51-100	RPI 101-150	RPI 150+			
10- 6	0- 2	0- 1	OVERALL	0- 0	0- 0	10- 3			
5- 0	0- 0	0- 0	HOME	0- 0	0- 0	5- 0			
3- 5	0- 2	0- 1	AWAY	0- 0	0- 0	3- 2			
2- 1	0- 0	0- 0	NEUTRAL	0- 0	0- 0	2- 1			
5- 4	0- 2	0- 1	NON-CONFERENCE	0- 0	0- 0	5- 1			
2- 0	0- 0	0- 0	HOME	0- 0	0- 0	2- 0			
1- 3	0- 2	0- 1	AWAY	0- 0	0- 0	1- 0			
2- 1	0- 0	0- 0	NEUTRAL	0- 0	0- 0	2- 1			
5- 2	0- 0	0- 0	CONFERENCE	0- 0	0- 0	5- 2			
3- 0	0- 0	0- 0	HOME	0- 0	0- 0	3- 0			
2- 2	0- 0	0- 0	AWAY	0- 0	0- 0	2- 2			
0- 0	0- 0	0- 0	NEUTRAL	0- 0	0- 0	0- 0			

RPI 1-25				RPI 26-50				RPI 51-100				RPI 101+ Team's RPI: 150			
RPI	S	Opponent	Score	RPI	S	Opponent	Score	RPI	S	Opponent	Score	RPI	S	Opponent	Score
14	A	Kentucky	61 90	29	A	Florida	56 81					168	H	Furman	71 66
20	A	DePaul	57 86									207	N	Western Ky.	57 58
												209	N	Montana	59 45
												228	A	Elon	44 69
												230	A	Col. of Charleston	60 54
												252	H	Western Caro.	64 61
												260	A	Ga. Southern	53 47
												277	H	Wofford	82 59
												292	A	UNC Greensboro	53 61
												296	H	Tennessee Tech	61 55
												297	A	Alabama St.	62 51
												319	N	Southeast Mo. St.	63 58
												337	H	Jacksonville St.	73 40
LAST 12 Division I GAMES:															
230	A	Col. of Charleston	60 54	277	H	Wofford	82 59								
260	A	Ga. Southern	53 47	168	H	Furman	71 66								
29	A	Florida	56 81	228	A	Elon	44 69								
14	A	Kentucky	61 90	292	A	UNC Greensboro	53 61								
252	H	Western Caro.	64 61	337	H	Jacksonville St.	73 40								
296	H	Tennessee Tech	61 55	319	N	Southeast Mo. St.	63 58								

Non-Div I Games:

Samford

Average RPI Win:	211	WON-LOST	WINNING	LAST 12	STRENGTH OF	OPP. STRENGTH	TEAM	ADJ.	CONF.	ADJ CONF.
Average RPI Loss:	108	RECORD	PCT. RANK	GAMES	SCHEDULE	OF SCHEDULE	RPI	RPI	RPI	RPI
DIV. I ONLY	11- 4	56	9- 3	163	203	90	90	8	8	
DIV. I NON-CONF.	8- 3	73	6- 2	235	261	117	117	8	8	
TOTALS	RPI 1-25	RPI 26-50	W-L RECORDS	RPI 51-100	RPI 101-150	RPI 150+				
11- 4	0- 0	1- 2	OVERALL	1- 0	1- 0	8- 2				
6- 2	0- 0	0- 2	HOME	0- 0	1- 0	5- 0				
5- 2	0- 0	1- 0	AWAY	1- 0	0- 0	3- 2				
0- 0	0- 0	0- 0	NEUTRAL	0- 0	0- 0	0- 0				
8- 3	0- 0	0- 1	NON-CONFERENCE	1- 0	1- 0	6- 2				
5- 1	0- 0	0- 1	HOME	0- 0	1- 0	4- 0				
3- 2	0- 0	0- 0	AWAY	1- 0	0- 0	2- 2				
0- 0	0- 0	0- 0	NEUTRAL	0- 0	0- 0	0- 0				
3- 1	0- 0	1- 1	CONFERENCE	0- 0	0- 0	2- 0				
1- 1	0- 0	0- 1	HOME	0- 0	0- 0	1- 0				
2- 0	0- 0	1- 0	AWAY	0- 0	0- 0	1- 0				
0- 0	0- 0	0- 0	NEUTRAL	0- 0	0- 0	0- 0				

RPI 1-25				RPI 26-50				RPI 51-100				Team's RPI: 90				RPI 101+			
RPI	S	Opponent	Score	RPI	S	Opponent	Score	RPI	S	Opponent	Score	RPI	S	Opponent	Score	RPI	S	Opponent	Score
				39	H	Texas Tech	57 58	96	A	San Diego St.	56 45	128	H	Pacific	77 57				
				40	A	St. Mary's (CA)	77 60					161	A	Eastern Wash.	57 68				
				43	H	BYU	53 62					171	A	Seattle	82 65				
												185	A	Santa Clara	58 41				
												189	A	Fordham	42 44				
												204	H	Cal Poly	69 52				
												270	H	Loyola Marymount	80 58				
												284	H	La.-Lafayette	103 44				
												300	H	CSU Bakersfield	99 70				
												311	H	Colgate	75 73				
												333	A	Columbia	54 32				
LAST 12 Division I GAMES:																			
				185	A	Santa Clara	58 41	43	H	BYU	53 62								
				40	A	St. Mary's (CA)	77 60	270	H	Loyola Marymount	80 58								
				39	H	Texas Tech	57 58	96	A	San Diego St.	56 45								
				300	H	CSU Bakersfield	99 70	189	A	Fordham	42 44								
				204	H	Cal Poly	69 52	333	A	Columbia	54 32								
				128	H	Pacific	77 57	311	H	Colgate	75 73								

Non-Div I Games: Cal St. San Marcos 80 56

San Diego

Loss, Non-Conf, S Site, H Home A Away N Neutral

Average RPI Win:	193	WON-LOST	WINNING	LAST 12	STRENGTH OF	OPP. STRENGTH	TEAM	ADJ.	CONF.	ADJ CONF.
Average RPI Loss:	96	RECORD	PCT. RANK	GAMES	SCHEDULE	OF SCHEDULE	RPI	RPI	RPI	RPI
DIV. I ONLY	12- 4	48	9- 3	262	38	96	96	23	23	
DIV. I NON-CONF.	10- 4	83	7- 3	299	24	115	115	25	25	
TOTALS	RPI 1-25	RPI 26-50	W-L RECORDS	RPI 51-100	RPI 101-150	RPI 150+				
12- 4	1- 0	0- 0	OVERALL	1- 3	1- 0	9- 1				
7- 1	0- 0	0- 0	HOME	0- 1	1- 0	6- 0				
4- 2	0- 0	0- 0	AWAY	1- 2	0- 0	3- 0				
1- 1	1- 0	0- 0	NEUTRAL	0- 0	0- 0	0- 1				
10- 4	1- 0	0- 0	NON-CONFERENCE	0- 3	1- 0	8- 1				
6- 1	0- 0	0- 0	HOME	0- 1	1- 0	5- 0				
3- 2	0- 0	0- 0	AWAY	0- 2	0- 0	3- 0				
1- 1	1- 0	0- 0	NEUTRAL	0- 0	0- 0	0- 1				
2- 0	0- 0	0- 0	CONFERENCE	1- 0	0- 0	1- 0				
1- 0	0- 0	0- 0	HOME	0- 0	0- 0	1- 0				
1- 0	0- 0	0- 0	AWAY	1- 0	0- 0	0- 0				
0- 0	0- 0	0- 0	NEUTRAL	0- 0	0- 0	0- 0				

RPI 1-25				RPI 26-50				RPI 51-100				Team's RPI: 96	RPI 101+			
RPI	S	Opponent	Score	RPI	S	Opponent	Score	RPI	S	Opponent	Score		RPI	S	Opponent	Score
20	N	DePaul	82 74					66	A	Washington St.	50 65		103	H	Washington	63 51
								69	A	UCLA	71 78		159	N	Portland	58 59
								90	H	San Diego	45 56		167	H	Penn	51 37
								94	A	UNLV	66 62		192	H	TCU	61 46
													201	A	UC Irvine	76 57
													204	H	Cal Poly	79 78
													226	A	Hawaii	71 44
													251	H	Longwood	79 37
													261	H	Ark.-Pine Bluff	86 43
													292	H	UNC Greensboro	57 29
													300	A	CSU Bakersfield	74 60
LAST 12 Division I GAMES:																
300	A	CSU Bakersfield	74 60	94	A	UNLV	66 62	192	H	TCU	61 46	90	H	San Diego	45 56	
251	H	Longwood	79 37	66	A	Washington St.	50 65	69	A	UCLA	71 78	103	H	Washington	63 51	
167	H	Penn	51 37													
292	H	UNC Greensboro	57 29													
204	H	Cal Poly	79 78													
201	A	UC Irvine	76 57													

Non-Div I Games:

San Diego St.

San Francisco

Through Games Of Sunday, January 15, 2012

Average RPI Win:	276	WON-LOST	WINNING	LAST 12	STRENGTH OF	OPP. STRENGTH	TEAM	ADJ.	CONF.	ADJ CONF.
Average RPI Loss:	135	RECORD	PCT. RANK	GAMES	SCHEDULE	OF SCHEDULE	RPI	RPI	RPI	RPI
DIV. I ONLY	3- 16	318	2- 10	117	162	267	267	8	8	
DIV. I NON-CONF.	2- 11	307	1- 5	159	263	293	293	8	8	
TOTALS	RPI 1-25	RPI 26-50	W-L RECORDS	RPI 51-100	RPI 101-150	RPI 150+				
3- 16	0- 0	0- 4	OVERALL	0- 1	0- 3	3- 8				
1- 7	0- 0	0- 2	HOME	0- 0	0- 2	1- 3				
2- 8	0- 0	0- 2	AWAY	0- 1	0- 1	2- 4				
0- 1	0- 0	0- 0	NEUTRAL	0- 0	0- 0	0- 1				
2- 11	0- 0	0- 1	NON-CONFERENCE	0- 1	0- 2	2- 7				
1- 5	0- 0	0- 1	HOME	0- 0	0- 1	1- 3				
1- 5	0- 0	0- 0	AWAY	0- 1	0- 1	1- 3				
0- 1	0- 0	0- 0	NEUTRAL	0- 0	0- 0	0- 1				
1- 5	0- 0	0- 3	CONFERENCE	0- 0	0- 1	1- 1				
0- 2	0- 0	0- 1	HOME	0- 0	0- 1	0- 0				
1- 3	0- 0	0- 2	AWAY	0- 0	0- 0	1- 1				
0- 0	0- 0	0- 0	NEUTRAL	0- 0	0- 0	0- 0				

RPI	S	Opponent	Score	RPI	S	Opponent	Score	RPI	S	Opponent	Score	RPI	S	Opponent	Score	Team's RPI: 267
29	H	Florida	68 91	95	A	UC Davis	50 64	109	A	Colorado	66 84	113	H	Pepperdine	69 85	
35	A	Gonzaga	52 87					141	H	Northern Colo.	81 85	159	A	Portland	76 78	
40	A	St. Mary's (CA)	42 64					163	H	Cal St. Northridge	59 67	171	A	Seattle	56 74	
43	H	BYU	67 76					188	N	Loyola Chicago	63 65	191	A	UC Santa Barbara	41 60	
LAST 12 Division I GAMES:																
43	H	BYU	67 76	159	A	Portland	76 78	204	H	Cal Poly	66 82	214	H	Cal St. Fullerton	50 55	
40	A	St. Mary's (CA)	42 64	35	A	Gonzaga	52 87	263	A	Ohio	53 63	270	A	Loyola Marymount	61 59	
270	A	Loyola Marymount	61 59	263	A	Ohio	53 63	278	A	San Jose St.	88 77	281	H	Sacramento St.	86 71	
113	H	Pepperdine	69 85	29	H	Florida	68 91									
214	H	Cal St. Fullerton	50 55	191	A	UC Santa Barbara	41 60									
281	H	Sacramento St.	86 71	109	A	Colorado	66 84									

Non-Div I Games:

San Francisco

 Loss,
 Non-Conf,
 S Site,
 H Home
 A Away
N Neutral

Average RPI Win:	266	WON-LOST	WINNING	LAST 12	STRENGTH OF	OPP. STRENGTH	TEAM	ADJ.	CONF.	ADJ CONF.
Average RPI Loss:	185	RECORD	PCT. RANK	GAMES	SCHEDULE	OF SCHEDULE	RPI	RPI	RPI	RPI
DIV. I ONLY	6- 10	231	6- 6	298	287	278	278	25	25	
DIV. I NON-CONF.	5- 10	238	5- 6	280	319	282	282	27	27	
TOTALS	RPI 1-25	RPI 26-50	W-L RECORDS	RPI 51-100	RPI 101-150	RPI 150+				
6- 10	0- 0	0- 0	OVERALL	0- 2	0- 1	6- 7				
3- 4	0- 0	0- 0	HOME	0- 0	0- 1	3- 3				
3- 5	0- 0	0- 0	AWAY	0- 2	0- 0	3- 3				
0- 1	0- 0	0- 0	NEUTRAL	0- 0	0- 0	0- 1				
5- 10	0- 0	0- 0	NON-CONFERENCE	0- 2	0- 1	5- 7				
2- 4	0- 0	0- 0	HOME	0- 0	0- 1	2- 3				
3- 5	0- 0	0- 0	AWAY	0- 2	0- 0	3- 3				
0- 1	0- 0	0- 0	NEUTRAL	0- 0	0- 0	0- 1				
1- 0	0- 0	0- 0	CONFERENCE	0- 0	0- 0	1- 0				
1- 0	0- 0	0- 0	HOME	0- 0	0- 0	1- 0				
0- 0	0- 0	0- 0	AWAY	0- 0	0- 0	0- 0				
0- 0	0- 0	0- 0	NEUTRAL	0- 0	0- 0	0- 0				

RPI 1-25				RPI 26-50				RPI 51-100				RPI 101+				Team's RPI: 278	
RPI	S	Opponent	Score	RPI	S	Opponent	Score	RPI	S	Opponent	Score	RPI	S	Opponent	Score		
								94	A	UNLV	41	78	112	H	Eastern Ill.	71	93
								95	A	UC Davis	60	80	163	A	Cal St. Northridge	55	85
													169	N	American	46	49
													185	A	Santa Clara	74	53
													204	A	Cal Poly	55	71
													206	H	Brown	47	61
													214	H	Cal St. Fullerton	65	81
													226	H	Hawaii	83	67
													267	H	San Francisco	77	88
													273	A	Southern Utah	70	68
													298	H	Northern Ariz.	74	64
													299	H	Air Force	68	53
													314	A	Utah Valley	57	45
													330	A	Weber St.	67	69
LAST 12 Division I GAMES:																	
				273	A	Southern Utah	70	68				226	H	Hawaii	83	67	
				206	H	Brown	47	61				314	A	Utah Valley	57	45	
				214	H	Cal St. Fullerton	65	81				330	A	Weber St.	67	69	
				299	H	Air Force	68	53				298	H	Northern Ariz.	74	64	
				185	A	Santa Clara	74	53				204	A	Cal Poly	55	71	
				163	A	Cal St. Northridge	55	85				169	N	American	46	49	

Non-Div I Games:

San Jose St.

Santa Clara

Through Games Of Sunday, January 15, 2012

Average RPI Win:	208	WON-LOST	WINNING	LAST 12	STRENGTH OF	OPP. STRENGTH	TEAM	ADJ.	CONF.	ADJ CONF.
Average RPI Loss:	121	RECORD	PCT. RANK	GAMES	SCHEDULE	OF SCHEDULE	RPI	RPI	RPI	RPI
DIV. I ONLY	8- 9	183	4- 8	150	156	185	185	8	8	
DIV. I NON-CONF.	7- 6	154	3- 5	165	209	192	192	8	8	
TOTALS	RPI 1-25	RPI 26-50	W-L RECORDS	RPI 51-100	RPI 101-150	RPI 150+				
8- 9	0- 1	0- 1	OVERALL	1- 2	1- 2	6- 3				
6- 4	0- 1	0- 0	HOME	1- 1	1- 1	4- 1				
2- 5	0- 0	0- 1	AWAY	0- 1	0- 1	2- 2				
0- 0	0- 0	0- 0	NEUTRAL	0- 0	0- 0	0- 0				
7- 6	0- 1	0- 1	NON-CONFERENCE	1- 1	1- 0	5- 3				
5- 2	0- 1	0- 0	HOME	1- 0	1- 0	3- 1				
2- 4	0- 0	0- 1	AWAY	0- 1	0- 0	2- 2				
0- 0	0- 0	0- 0	NEUTRAL	0- 0	0- 0	0- 0				
1- 3	0- 0	0- 0	CONFERENCE	0- 1	0- 2	1- 0				
1- 2	0- 0	0- 0	HOME	0- 1	0- 1	1- 0				
0- 1	0- 0	0- 0	AWAY	0- 0	0- 1	0- 0				
0- 0	0- 0	0- 0	NEUTRAL	0- 0	0- 0	0- 0				

RPI 1-25				RPI 26-50				RPI 51-100				RPI 101+ Team's RPI: 185			
RPI	S	Opponent	Score	RPI	S	Opponent	Score	RPI	S	Opponent	Score	RPI	S	Opponent	Score
22	H	Princeton	61 77	31	A	California	58 75	74	A	Fresno St.	71 83	113	A	Pepperdine	57 67
								90	H	San Diego	41 58	113	H	Pepperdine	56 62
								95	H	UC Davis	81 78	141	H	Northern Colo.	71 37
												159	H	Portland	78 63
												163	A	Cal St. Northridge	90 72
												171	A	Seattle	62 80
												201	A	UC Irvine	82 88
												253	H	Long Beach St.	73 63
												273	H	Southern Utah	79 78
												278	H	San Jose St.	53 74
												281	A	Sacramento St.	96 76
												300	H	CSU Bakersfield	93 87
LAST 12 Division I GAMES:															
159	H	Portland	78 63	113	A	Pepperdine	57 67								
113	H	Pepperdine	56 62	90	H	San Diego	41 58								
281	A	Sacramento St.	96 76	31	A	California	58 75								
22	H	Princeton	61 77	201	A	UC Irvine	82 88								
278	H	San Jose St.	53 74	163	A	Cal St. Northridge	90 72								
171	A	Seattle	62 80	95	H	UC Davis	81 78								

Non-Div I Games:

Santa Clara

Loss, Non-Conf, S Site, H Home A Away N Neutral

Average RPI Win:	283	WON-LOST	WINNING	LAST 12	STRENGTH OF	OPP. STRENGTH	TEAM	ADJ.	CONF.	ADJ CONF.
Average RPI Loss:	146	RECORD	PCT. RANK	GAMES	SCHEDULE	OF SCHEDULE	RPI	RPI	RPI	RPI
DIV. I ONLY	4- 10	274	3- 9	135	284	239	239	26	26	
DIV. I NON-CONF.	3- 6	238	2- 5	107	292	233	233	24	24	
TOTALS	RPI 1-25	RPI 26-50	W-L RECORDS	RPI 51-100	RPI 101-150	RPI 150+				
4- 10	0- 0	0- 2	OVERALL	0- 1	0- 2	4- 5				
3- 2	0- 0	0- 0	HOME	0- 0	0- 2	3- 0				
1- 8	0- 0	0- 2	AWAY	0- 1	0- 0	1- 5				
0- 0	0- 0	0- 0	NEUTRAL	0- 0	0- 0	0- 0				
3- 6	0- 0	0- 2	NON-CONFERENCE	0- 0	0- 1	3- 3				
2- 1	0- 0	0- 0	HOME	0- 0	0- 1	2- 0				
1- 5	0- 0	0- 2	AWAY	0- 0	0- 0	1- 3				
0- 0	0- 0	0- 0	NEUTRAL	0- 0	0- 0	0- 0				
1- 4	0- 0	0- 0	CONFERENCE	0- 1	0- 1	1- 2				
1- 1	0- 0	0- 0	HOME	0- 0	0- 1	1- 0				
0- 3	0- 0	0- 0	AWAY	0- 1	0- 0	0- 2				
0- 0	0- 0	0- 0	NEUTRAL	0- 0	0- 0	0- 0				

RPI 1-25				RPI 26-50				RPI 51-100				RPI 101+				Team's RPI: 239	
RPI	S	Opponent	Score	RPI	S	Opponent	Score	RPI	S	Opponent	Score	RPI	S	Opponent	Score		
				38	A	Nebraska	50 70	54	A	Hampton	40 59	114	H	Mississippi St.	42 56		
				41	A	South Carolina	39 65					124	H	Coppin St.	45 71		
												155	A	North Carolina	21 74		
												162	A	Florida A&M	50 55		
												212	A	UCF	48 62		
												248	H	Morgan St.	69 60		
												262	A	Norfolk St.	49 54		
												284	H	La.-Lafayette	41 36		
												285	H	Jacksonville	67 64		
												297	A	Alabama St.	45 47		
												313	A	North Florida	64 61		
LAST 12 Division I GAMES:																	
				124	H	Coppin St.	45 71					162	A	Florida A&M	50 55		
				155	A	North Carolina	21 74					248	H	Morgan St.	69 60		
				41	A	South Carolina	39 65					54	A	Hampton	40 59		
				297	A	Alabama St.	45 47					262	A	Norfolk St.	49 54		
				284	H	La.-Lafayette	41 36					285	H	Jacksonville	67 64		
				212	A	UCF	48 62					114	H	Mississippi St.	42 56		

Non-Div I Games: Paine 55 38 Columbia (SC) 68 35

Savannah St.

Average RPI Win:	221	WON-LOST	WINNING	LAST 12	STRENGTH OF	OPP. STRENGTH	TEAM	ADJ.	CONF.	ADJ CONF.
Average RPI Loss:	109	RECORD	PCT. RANK	GAMES	SCHEDULE	OF SCHEDULE	RPI	RPI	RPI	RPI
DIV. I ONLY	11- 7	115	9- 3	214	148	171	171	27	27	
DIV. I NON-CONF.	11- 7	116	9- 3	213	161	175	175	32	32	
TOTALS	RPI 1-25	RPI 26-50	W-L RECORDS	RPI 51-100	RPI 101-150	RPI 150+				
11- 7	0- 0	0- 1	OVERALL	1- 3	0- 1	10- 2				
9- 4	0- 0	0- 1	HOME	1- 2	0- 0	8- 1				
2- 3	0- 0	0- 0	AWAY	0- 1	0- 1	2- 1				
0- 0	0- 0	0- 0	NEUTRAL	0- 0	0- 0	0- 0				
11- 7	0- 0	0- 1	NON-CONFERENCE	1- 3	0- 1	10- 2				
9- 4	0- 0	0- 1	HOME	1- 2	0- 0	8- 1				
2- 3	0- 0	0- 0	AWAY	0- 1	0- 1	2- 1				
0- 0	0- 0	0- 0	NEUTRAL	0- 0	0- 0	0- 0				
0- 0	0- 0	0- 0	CONFERENCE	0- 0	0- 0	0- 0				
0- 0	0- 0	0- 0	HOME	0- 0	0- 0	0- 0				
0- 0	0- 0	0- 0	AWAY	0- 0	0- 0	0- 0				
0- 0	0- 0	0- 0	NEUTRAL	0- 0	0- 0	0- 0				

RPI S	Opponent	Score	RPI S	Opponent	Score	RPI S	Opponent	Score	RPI S	Opponent	Score	Team's RPI: 171
40	H St. Mary's (CA)	70 71	74	A Fresno St.	61 71	103	A Washington	53 72				
			90	H San Diego	65 82	159	H Portland	69 55				
			95	H UC Davis	62 66	174	A UALR	63 72				
			100	H Eastern Mich.	75 72	178	H Saint Francis (PA)	74 70				
						185	H Santa Clara	80 62				
						186	H Akron	74 85				
						191	H UC Santa Barbara	60 55				
						200	A Boise St.	89 80				
						250	H Colorado St.	61 43				
						253	H Long Beach St.	78 49				
						267	H San Francisco	74 56				
						324	H Chicago St.	80 38				
						325	A Idaho	80 72				
LAST 12 Division I GAMES:												
250	H Colorado St.	61 43	324	H Chicago St.	80 38							
325	A Idaho	80 72	74	A Fresno St.	61 71							
100	H Eastern Mich.	75 72	185	H Santa Clara	80 62							
178	H Saint Francis (PA)	74 70	159	H Portland	69 55							
174	A UALR	63 72	200	A Boise St.	89 80							
40	H St. Mary's (CA)	70 71	253	H Long Beach St.	78 49							

Non-Div I Games:

Seattle

■ Loss,
 ■ Non-Conf,
 ■ S Site,
 ■ H Home
 ■ A Away
 N Neutral

Average RPI Win:	189	WON-LOST	WINNING	LAST 12	STRENGTH OF	OPP. STRENGTH	TEAM	ADJ.	CONF.	ADJ CONF.
Average RPI Loss:	76	RECORD	PCT. RANK	GAMES	SCHEDULE	OF SCHEDULE	RPI	RPI	RPI	RPI
DIV. I ONLY	7- 12	240	2- 10	23	95	128	128	2	2	
DIV. I NON-CONF.	7- 7	162	2- 5	44	176	165	165	2	2	
TOTALS	RPI 1-25	RPI 26-50	W-L RECORDS	RPI 51-100	RPI 101-150	RPI 150+				
7- 12	0- 3	0- 1	OVERALL	2- 4	0- 3	5- 1				
3- 7	0- 3	0- 0	HOME	2- 2	0- 2	1- 0				
2- 4	0- 0	0- 1	AWAY	0- 1	0- 1	2- 0				
2- 1	0- 0	0- 0	NEUTRAL	0- 0	0- 0	2- 1				
7- 7	0- 1	0- 1	NON-CONFERENCE	2- 2	0- 2	5- 1				
3- 4	0- 1	0- 0	HOME	2- 2	0- 1	1- 0				
2- 2	0- 0	0- 1	AWAY	0- 0	0- 1	2- 0				
2- 1	0- 0	0- 0	NEUTRAL	0- 0	0- 0	2- 1				
0- 5	0- 2	0- 0	CONFERENCE	0- 2	0- 1	0- 0				
0- 3	0- 2	0- 0	HOME	0- 0	0- 1	0- 0				
0- 2	0- 0	0- 0	AWAY	0- 2	0- 0	0- 0				
0- 0	0- 0	0- 0	NEUTRAL	0- 0	0- 0	0- 0				

RPI 1-25				RPI 26-50				RPI 51-100				RPI 101+ Team's RPI: 128			
RPI	S	Opponent	Score	RPI	S	Opponent	Score	RPI	S	Opponent	Score	RPI	S	Opponent	Score
3	H	Notre Dame	36 74	30	A	Hofstra	74 94	59	H	Drexel	77 64	102	H	South Fla.	49 68
5	H	Connecticut	37 70					62	A	Marquette	60 69	119	A	Memphis	73 82
16	H	Michigan	47 51					72	H	Howard	44 63	146	H	William & Mary	54 61
								79	A	West Virginia	63 79	180	N	Alabama	56 62
								88	H	Fla. Gulf Coast	57 51	187	A	New Hampshire	61 38
								93	H	Wake Forest	44 60	216	N	Old Dominion	60 49
												221	N	Louisiana Tech	72 69
												259	H	Stony Brook	65 30
												291	A	Army	53 50
LAST 12 Division I GAMES:															
62	A	Marquette	60 69	102	H	South Fla.	49 68								
3	H	Notre Dame	36 74	79	A	West Virginia	63 79								
119	A	Memphis	73 82	59	H	Drexel	77 64								
72	H	Howard	44 63	5	H	Connecticut	37 70								
146	H	William & Mary	54 61	93	H	Wake Forest	44 60								
259	H	Stony Brook	65 30	30	A	Hofstra	74 94								

Non-Div I Games:

Seton Hall

 Loss,
 Non-Conf,
 S Site,
 H Home
 A Away
N Neutral

Average RPI Win:	278	WON-LOST	WINNING	LAST 12	STRENGTH OF	OPP. STRENGTH	TEAM	ADJ.	CONF.	ADJ CONF.
Average RPI Loss:	196	RECORD	PCT. RANK	GAMES	SCHEDULE	OF SCHEDULE	RPI	RPI	RPI	RPI
DIV. I ONLY	4- 11	281	3- 9	322	285	329	329	22	22	
DIV. I NON-CONF.	2- 7	286	1- 5	325	294	329	329	21	21	
TOTALS	RPI 1-25	RPI 26-50	W-L RECORDS	RPI 51-100	RPI 101-150	RPI 150+				
4- 11	0- 0	0- 0	OVERALL	0- 1	0- 2	4- 8				
3- 5	0- 0	0- 0	HOME	0- 1	0- 1	3- 3				
1- 6	0- 0	0- 0	AWAY	0- 0	0- 1	1- 5				
0- 0	0- 0	0- 0	NEUTRAL	0- 0	0- 0	0- 0				
2- 7	0- 0	0- 0	NON-CONFERENCE	0- 1	0- 1	2- 5				
1- 4	0- 0	0- 0	HOME	0- 1	0- 1	1- 2				
1- 3	0- 0	0- 0	AWAY	0- 0	0- 0	1- 3				
0- 0	0- 0	0- 0	NEUTRAL	0- 0	0- 0	0- 0				
2- 4	0- 0	0- 0	CONFERENCE	0- 0	0- 1	2- 3				
2- 1	0- 0	0- 0	HOME	0- 0	0- 0	2- 1				
0- 3	0- 0	0- 0	AWAY	0- 0	0- 1	0- 2				
0- 0	0- 0	0- 0	NEUTRAL	0- 0	0- 0	0- 0				

RPI 1-25				RPI 26-50				RPI 51-100				RPI 101+ Team's RPI: 329					
RPI	S	Opponent	Score	RPI	S	Opponent	Score	RPI	S	Opponent	Score	RPI	S	Opponent	Score		
								86	H	Sacred Heart	45	62	101	H	Albany (NY)	48	72
													127	A	Fairfield	48	52
													170	A	Iona	71	87
													194	H	Canisius	67	61
													218	H	Massachusetts	53	58
													224	A	Navy	50	61
													237	H	Binghamton	70	80
													238	A	Loyola Maryland	45	55
													238	H	Loyola Maryland	54	67
													243	A	Central Conn. St.	47	51
													274	A	N.C. A&T	53	67
													282	H	Niagara	62	49
													310	H	Rhode Island	73	65
													326	A	Maine	78	51
LAST 12 Division I GAMES:																	
127	A	Fairfield	48	52	238	A	Loyola Maryland	45	55								
238	H	Loyola Maryland	54	67	282	H	Niagara	62	49								
170	A	Iona	71	87	243	A	Central Conn. St.	47	51								
194	H	Canisius	67	61	224	A	Navy	50	61								
326	A	Maine	78	51	101	H	Albany (NY)	48	72								
218	H	Massachusetts	53	58	274	A	N.C. A&T	53	67								

Non-Div I Games:

Siena

Average RPI Win:	231	WON-LOST	WINNING	LAST 12	STRENGTH OF	OPP. STRENGTH	TEAM	ADJ.	CONF.	ADJ CONF.
Average RPI Loss:	169	RECORD	PCT. RANK	GAMES	SCHEDULE	OF SCHEDULE	RPI	RPI	RPI	RPI
DIV. I ONLY	9- 6	119	5- 5	280	245	148	148	21	21	
DIV. I NON-CONF.	5- 5	162	1- 4	302	215	161	161	20	20	
TOTALS	RPI 1-25	RPI 26-50	W-L RECORDS	RPI 51-100	RPI 101-150	RPI 150+				
9- 6	0- 0	0- 0	OVERALL	0- 1	2- 3	7- 2				
5- 0	0- 0	0- 0	HOME	0- 0	1- 0	4- 0				
3- 6	0- 0	0- 0	AWAY	0- 1	0- 3	3- 2				
1- 0	0- 0	0- 0	NEUTRAL	0- 0	1- 0	0- 0				
5- 5	0- 0	0- 0	NON-CONFERENCE	0- 0	1- 3	4- 2				
3- 0	0- 0	0- 0	HOME	0- 0	0- 0	3- 0				
1- 5	0- 0	0- 0	AWAY	0- 0	0- 3	1- 2				
1- 0	0- 0	0- 0	NEUTRAL	0- 0	1- 0	0- 0				
4- 1	0- 0	0- 0	CONFERENCE	0- 1	1- 0	3- 0				
2- 0	0- 0	0- 0	HOME	0- 0	1- 0	1- 0				
2- 1	0- 0	0- 0	AWAY	0- 1	0- 0	2- 0				
0- 0	0- 0	0- 0	NEUTRAL	0- 0	0- 0	0- 0				

RPI 1-25				RPI 26-50				RPI 51-100				RPI 101+ Team's RPI: 148					
RPI	S	Opponent	Score	RPI	S	Opponent	Score	RPI	S	Opponent	Score	RPI	S	Opponent	Score		
								56	A	Middle Tenn.	39	60	114	A	Mississippi St.	47	63
													132	A	Sam Houston St.	50	53
													140	A	Ole Miss	45	54
													142	N	Utah	61	53
													149	H	Denver	57	51
													156	H	North Texas	69	60
													212	H	UCF	89	76
													233	A	UTSA	54	42
													240	H	Southern U.	57	44
													280	A	Tennessee St.	69	74
													284	A	La.-Lafayette	72	68
													290	A	Southern Miss.	62	67
													328	H	Northwestern St.	64	51
													338	A	Troy	53	46
LAST 12 Division I GAMES:																	
149	H	Denver	57	51	338	A	Troy	53	46								
156	H	North Texas	69	60	284	A	La.-Lafayette	72	68								
56	A	Middle Tenn.	39	60	114	A	Mississippi St.	47	63								
132	A	Sam Houston St.	50	53	142	N	Utah	61	53								
290	A	Southern Miss.	62	67	233	A	UTSA	54	42								
280	A	Tennessee St.	69	74	328	H	Northwestern St.	64	51								

Non-Div I Games: Talladega 57 52 Spring Hill 97 46

South Ala.

Loss, Non-Conf, S Site, H Home A Away N Neutral

South Carolina

Through Games Of Sunday, January 15, 2012

Average RPI Win:	166	WON-LOST	WINNING	LAST 12	STRENGTH OF	OPP. STRENGTH	TEAM	ADJ.	CONF.	ADJ CONF.
Average RPI Loss:	29	RECORD	PCT. RANK	GAMES	SCHEDULE	OF SCHEDULE	RPI	RPI	RPI	RPI
DIV. I ONLY	14- 4	35	9- 3	82	37	41	41	3	3	
DIV. I NON-CONF.	11- 2	24	6- 1	218	57	75	75	5	5	
TOTALS	RPI 1-25	RPI 26-50	W-L RECORDS	RPI 51-100	RPI 101-150	RPI 150+				
14- 4	0- 2	2- 2	OVERALL	1- 0	1- 0	10- 0				
8- 2	0- 1	1- 1	HOME	0- 0	0- 0	7- 0				
5- 2	0- 1	1- 1	AWAY	1- 0	1- 0	2- 0				
1- 0	0- 0	0- 0	NEUTRAL	0- 0	0- 0	1- 0				
11- 2	0- 0	0- 2	NON-CONFERENCE	1- 0	1- 0	9- 0				
6- 1	0- 0	0- 1	HOME	0- 0	0- 0	6- 0				
4- 1	0- 0	0- 1	AWAY	1- 0	1- 0	2- 0				
1- 0	0- 0	0- 0	NEUTRAL	0- 0	0- 0	1- 0				
3- 2	0- 2	2- 0	CONFERENCE	0- 0	0- 0	1- 0				
2- 1	0- 1	1- 0	HOME	0- 0	0- 0	1- 0				
1- 1	0- 1	1- 0	AWAY	0- 0	0- 0	0- 0				
0- 0	0- 0	0- 0	NEUTRAL	0- 0	0- 0	0- 0				

RPI 1-25				RPI 26-50				Team's RPI: 41	RPI 51-100				RPI 101+			
RPI	S	Opponent	Score	RPI	S	Opponent	Score		RPI	S	Opponent	Score	RPI	S	Opponent	Score
14	H	Kentucky	58 66	28	H	Penn St.	50 55		59	A	Drexel	62 58	104	A	Illinois	71 52
23	A	LSU	48 58	29	A	Florida	49 44						155	N	North Carolina	79 48
				34	H	Vanderbilt	65 55						168	H	Furman	72 33
				50	A	North Carolina St.	53 55						180	H	Alabama	68 42
													198	A	Xavier	67 56
													208	H	Alabama A&M	60 53
													225	H	South Carolina St.	66 21
													227	A	Clemson	65 48
													230	H	Col. of Charleston	59 40
													239	H	Savannah St.	65 39
													264	H	Presbyterian	52 24
LAST 12 Division I GAMES:																
29	A	Florida	49 44	14	H	Kentucky	58 66									
34	H	Vanderbilt	65 55	23	A	LSU	48 58									
180	H	Alabama	68 42	225	H	South Carolina St.	66 21									
59	A	Drexel	62 58	168	H	Furman	72 33									
239	H	Savannah St.	65 39	50	A	North Carolina St.	53 55									
155	N	North Carolina	79 48	198	A	Xavier	67 56									

Non-Div I Games:

South Carolina

Loss, Non-Conf, S Site, H Home A Away N Neutral

Average RPI Win:	280	WON-LOST	WINNING	LAST 12	STRENGTH OF	OPP. STRENGTH	TEAM	ADJ.	CONF.	ADJ CONF.
Average RPI Loss:	155	RECORD	PCT. RANK	GAMES	SCHEDULE	OF SCHEDULE	RPI	RPI	RPI	RPI
DIV. I ONLY	6- 8	214	5- 6	240	314	225	225	26	26	
DIV. I NON-CONF.	3- 6	238	2- 4	192	322	200	200	24	24	
TOTALS	RPI 1-25	RPI 26-50	W-L RECORDS	RPI 51-100	RPI 101-150	RPI 150+				
6- 8	0- 1	0- 1	OVERALL	0- 1	0- 1	6- 4				
3- 2	0- 0	0- 0	HOME	0- 0	0- 1	3- 1				
2- 6	0- 1	0- 1	AWAY	0- 1	0- 0	2- 3				
1- 0	0- 0	0- 0	NEUTRAL	0- 0	0- 0	1- 0				
3- 6	0- 1	0- 1	NON-CONFERENCE	0- 0	0- 0	3- 4				
2- 1	0- 0	0- 0	HOME	0- 0	0- 0	2- 1				
0- 5	0- 1	0- 1	AWAY	0- 0	0- 0	0- 3				
1- 0	0- 0	0- 0	NEUTRAL	0- 0	0- 0	1- 0				
3- 2	0- 0	0- 0	CONFERENCE	0- 1	0- 1	3- 0				
1- 1	0- 0	0- 0	HOME	0- 0	0- 1	1- 0				
2- 1	0- 0	0- 0	AWAY	0- 1	0- 0	2- 0				
0- 0	0- 0	0- 0	NEUTRAL	0- 0	0- 0	0- 0				

RPI 1-25				RPI 26-50				RPI 51-100				RPI 101+ Team's RPI: 225			
RPI	S	Opponent	Score	RPI	S	Opponent	Score	RPI	S	Opponent	Score	RPI	S	Opponent	Score
24	A	Georgia	48 85	41	A	South Carolina	21 66	54	A	Hampton	41 73	124	H	Coppin St.	39 57
												195	H	Charleston So.	68 65
												220	A	Winthrop	59 67
												227	A	Clemson	38 83
												248	H	Morgan St.	84 71
												262	A	Norfolk St.	75 69
												264	H	Presbyterian	50 53
												285	A	Jacksonville	67 68
												316	N	Coastal Caro.	61 59
												321	H	UNC Asheville	92 82
												336	A	Bethune-Cookman	71 60
LAST 12 Division I GAMES:															
248	H	Morgan St.	84 71	336	A	Bethune-Cookman	71 60	124	H	Coppin St.	39 57				
285	A	Jacksonville	67 68	262	A	Norfolk St.	75 69	54	A	Hampton	41 73				
321	H	UNC Asheville	92 82	24	A	Georgia	48 85	195	H	Charleston So.	68 65				
316	N	Coastal Caro.	61 59	41	A	South Carolina	21 66								
41	A	South Carolina	21 66	220	A	Winthrop	59 67								

Non-Div I Games: Claflin 76 59 Southern Wesleyan 78 56

South Carolina St.

South Dakota

Through Games Of Sunday, January 15, 2012

Average RPI Win:	206	WON-LOST	WINNING	LAST 12	STRENGTH OF	OPP. STRENGTH	TEAM	ADJ.	CONF.	ADJ CONF.
Average RPI Loss:	179	RECORD	PCT. RANK	GAMES	SCHEDULE	OF SCHEDULE	RPI	RPI	RPI	RPI
DIV. I ONLY	8- 5	112	6- 5	247	220	137	137	17	17	
DIV. I NON-CONF.	6- 1	20	4- 1	152	254	104	104	11	11	
TOTALS	RPI 1-25	RPI 26-50	W-L RECORDS	RPI 51-100	RPI 101-150	RPI 150+				
8- 5	0- 0	0- 0	OVERALL	2- 0	1- 2	5- 3				
4- 1	0- 0	0- 0	HOME	0- 0	1- 1	3- 0				
4- 4	0- 0	0- 0	AWAY	2- 0	0- 1	2- 3				
0- 0	0- 0	0- 0	NEUTRAL	0- 0	0- 0	0- 0				
6- 1	0- 0	0- 0	NON-CONFERENCE	2- 0	1- 0	3- 1				
3- 0	0- 0	0- 0	HOME	0- 0	1- 0	2- 0				
3- 1	0- 0	0- 0	AWAY	2- 0	0- 0	1- 1				
0- 0	0- 0	0- 0	NEUTRAL	0- 0	0- 0	0- 0				
2- 4	0- 0	0- 0	CONFERENCE	0- 0	0- 2	2- 2				
1- 1	0- 0	0- 0	HOME	0- 0	0- 1	1- 0				
1- 3	0- 0	0- 0	AWAY	0- 0	0- 1	1- 2				
0- 0	0- 0	0- 0	NEUTRAL	0- 0	0- 0	0- 0				

RPI 1-25			RPI 26-50			RPI 51-100			RPI 101+			Team's RPI: 137
RPI	S	Opponent	Score	RPI	S	Opponent	Score	RPI	S	Opponent	Score	
						68	A Idaho St.	66 54	126	A UMKC	49	61
						98	A Creighton	56 53	138	H Oral Roberts	53	66
									141	H Northern Colo.	73	48
									154	A UNI	43	53
									179	A Oakland	58	51
									213	A North Dakota St.	50	64
									266	A IPFW	63	65
									273	H Southern Utah	81	69
									279	H Cornell	79	56
									298	H Northern Ariz.	73	56
									314	A Utah Valley	63	54
LAST 12 Division I GAMES:												
126	A	UMKC	49	61	213	A	North Dakota St.	50	64			
273	H	Southern Utah	81	69	279	H	Cornell	79	56			
138	H	Oral Roberts	53	66	154	A	UNI	43	53			
68	A	Idaho St.	66	54	179	A	Oakland	58	51			
314	A	Utah Valley	63	54	266	A	IPFW	63	65			
141	H	Northern Colo.	73	48	98	A	Creighton	56	53			

Non-Div I Games: Viterbo 82 34 Tabor 94 16

South Dakota

Loss, Non-Conf, S Site, H Home A Away N Neutral

Average RPI Win:	194	WON-LOST	WINNING	LAST 12	STRENGTH OF	OPP. STRENGTH	TEAM	ADJ.	CONF.	ADJ CONF.
Average RPI Loss:	63	RECORD	PCT. RANK	GAMES	SCHEDULE	OF SCHEDULE	RPI	RPI	RPI	RPI
DIV. I ONLY	10- 7	125	8- 4	78	93	82	82	17	17	
DIV. I NON-CONF.	4- 6	211	2- 3	14	17	28	28	11	11	
TOTALS	RPI 1-25	RPI 26-50	W-L RECORDS	RPI 51-100	RPI 101-150	RPI 150+				
10- 7	0- 1	0- 2	OVERALL	1- 3	2- 1	7- 0				
6- 1	0- 1	0- 0	HOME	1- 0	2- 0	3- 0				
4- 4	0- 0	0- 1	AWAY	0- 2	0- 1	4- 0				
0- 2	0- 0	0- 1	NEUTRAL	0- 1	0- 0	0- 0				
4- 6	0- 1	0- 2	NON-CONFERENCE	1- 3	1- 0	2- 0				
3- 1	0- 1	0- 0	HOME	1- 0	1- 0	1- 0				
1- 3	0- 0	0- 1	AWAY	0- 2	0- 0	1- 0				
0- 2	0- 0	0- 1	NEUTRAL	0- 1	0- 0	0- 0				
6- 1	0- 0	0- 0	CONFERENCE	0- 0	1- 1	5- 0				
3- 0	0- 0	0- 0	HOME	0- 0	1- 0	2- 0				
3- 1	0- 0	0- 0	AWAY	0- 0	0- 1	3- 0				
0- 0	0- 0	0- 0	NEUTRAL	0- 0	0- 0	0- 0				

RPI 1-25				RPI 26-50				RPI 51-100				RPI 101+			
RPI	S	Opponent	Score	RPI	S	Opponent	Score	RPI	S	Opponent	Score	RPI	S	Opponent	Score
6	H	Kansas St.	46 63	38	A	Nebraska	71 80	56	A	Middle Tenn.	49 59	123	H	Utah St.	84 73
				45	N	Marist	49 57	62	A	Marquette	51 59	126	H	UMKC	75 62
								66	H	Washington St.	63 58	138	A	Oral Roberts	65 71
								99	N	Cincinnati	22 55	174	A	UALR	60 49
												174	H	UALR	64 55
												179	H	Oakland	62 52
												266	H	IPFW	81 58
												269	A	Western Ill.	82 56
												273	A	Southern Utah	66 50
												294	A	IUPUI	74 63
LAST 12 Division I GAMES:															
138	A	Oral Roberts	65 71	126	H	UMKC	75 62								
266	H	IPFW	81 58	273	A	Southern Utah	66 50								
179	H	Oakland	62 52	6	H	Kansas St.	46 63								
38	A	Nebraska	71 80	174	A	UALR	60 49								
62	A	Marquette	51 59	294	A	IUPUI	74 63								
174	H	UALR	64 55	269	A	Western Ill.	82 56								

Non-Div I Games: St. Cloud St. 74 35

South Dakota St.

Average RPI Win:	203	WON-LOST	WINNING	LAST 12	STRENGTH OF	OPP. STRENGTH	TEAM	ADJ.	CONF.	ADJ CONF.
Average RPI Loss:	55	RECORD	PCT. RANK	GAMES	SCHEDULE	OF SCHEDULE	RPI	RPI	RPI	RPI
DIV. I ONLY	10- 8	144	6- 6	99	76	102	102	2	2	
DIV. I NON-CONF.	8- 6	129	4- 4	136	135	129	129	2	2	
TOTALS	RPI 1-25	RPI 26-50	W-L RECORDS	RPI 51-100	RPI 101-150	RPI 150+				
10- 8	0- 2	0- 2	OVERALL	1- 3	4- 1	5- 0				
4- 1	0- 0	0- 1	HOME	0- 0	1- 0	3- 0				
4- 2	0- 1	0- 0	AWAY	1- 0	1- 1	2- 0				
2- 5	0- 1	0- 1	NEUTRAL	0- 3	2- 0	0- 0				
8- 6	0- 1	0- 1	NON-CONFERENCE	0- 3	3- 1	5- 0				
4- 0	0- 0	0- 0	HOME	0- 0	1- 0	3- 0				
2- 1	0- 0	0- 0	AWAY	0- 0	0- 1	2- 0				
2- 5	0- 1	0- 1	NEUTRAL	0- 3	2- 0	0- 0				
2- 2	0- 1	0- 1	CONFERENCE	1- 0	1- 0	0- 0				
0- 1	0- 0	0- 1	HOME	0- 0	0- 0	0- 0				
2- 1	0- 1	0- 0	AWAY	1- 0	1- 0	0- 0				
0- 0	0- 0	0- 0	NEUTRAL	0- 0	0- 0	0- 0				

RPI S	Opponent	Score	RPI S	Opponent	Score	RPI S	Opponent	Score	RPI S	Opponent	Score	Team's RPI: 102
11 N	Miami (FL)	72 92	26 H	Georgetown	56 66	68 N	Idaho St.	63 76	107 N	Central Mich.	86 80	
25 A	Louisville	57 63	49 N	Florida St.	49 62	71 N	Dayton	63 73	110 N	Minnesota	60 52	
						73 N	Arkansas	61 65	116 A	Auburn	45 62	
						99 A	Cincinnati	58 55	118 H	Stetson	77 62	
									128 A	Seton Hall	68 49	
									205 H	Md.-East. Shore	71 50	
									299 A	Air Force	73 70	
									312 A	Saint Peter's	68 52	
									313 H	North Florida	76 41	
									336 H	Bethune-Cookman	72 36	
LAST 12 Division I GAMES:												
26 H	Georgetown	56 66	128 A	Seton Hall	68 49							
99 A	Cincinnati	58 55	25 A	Louisville	57 63							
312 A	Saint Peter's	68 52	299 A	Air Force	73 70							
71 N	Dayton	63 73	68 N	Idaho St.	63 76							
205 H	Md.-East. Shore	71 50	118 H	Stetson	77 62							
116 A	Auburn	45 62	11 N	Miami (FL)	72 92							

Non-Div I Games:

South Fla.

Loss, Non-Conf, S Site, H Home A Away N Neutral

Average RPI Win:	278	WON-LOST	WINNING	LAST 12	STRENGTH OF	OPP. STRENGTH	TEAM	ADJ.	CONF.	ADJ CONF.
Average RPI Loss:	183	RECORD	PCT. RANK	GAMES	SCHEDULE	OF SCHEDULE	RPI	RPI	RPI	RPI
DIV. I ONLY	3- 14	313	3- 8	220	327	319	319	31	31	
DIV. I NON-CONF.	2- 10	303	2- 4	142	251	296	296	30	30	
TOTALS	RPI 1-25	RPI 26-50	W-L RECORDS	RPI 51-100	RPI 101-150	RPI 150+				
3- 14	0- 0	0- 1	OVERALL	0- 1	0- 4	3- 8				
2- 4	0- 0	0- 0	HOME	0- 0	0- 2	2- 2				
0- 8	0- 0	0- 1	AWAY	0- 1	0- 0	0- 6				
1- 2	0- 0	0- 0	NEUTRAL	0- 0	0- 2	1- 0				
2- 10	0- 0	0- 1	NON-CONFERENCE	0- 1	0- 3	2- 5				
1- 1	0- 0	0- 0	HOME	0- 0	0- 1	1- 0				
0- 7	0- 0	0- 1	AWAY	0- 1	0- 0	0- 5				
1- 2	0- 0	0- 0	NEUTRAL	0- 0	0- 2	1- 0				
1- 4	0- 0	0- 0	CONFERENCE	0- 0	0- 1	1- 3				
1- 3	0- 0	0- 0	HOME	0- 0	0- 1	1- 2				
0- 1	0- 0	0- 0	AWAY	0- 0	0- 0	0- 1				
0- 0	0- 0	0- 0	NEUTRAL	0- 0	0- 0	0- 0				

RPI S	Opponent	Score	RPI S	Opponent	Score	RPI S	Opponent	Score	RPI S	Opponent	Score	Team's RPI: 319
			50 A	North Carolina St.	29 66	84 A	UAB	41 64	107 N	Central Mich.	59 100	
									112 H	Eastern Ill.	46 73	
									140 H	Ole Miss	43 51	
									150 N	Samford	58 63	
									152 A	Ill.-Chicago	54 69	
									153 A	Wright St.	53 74	
									154 A	UNI	42 62	
									245 H	Arkansas St.	56 52	
									251 N	Longwood	56 52	
									272 A	Saint Louis	45 54	
									275 H	Morehead St.	57 61	
									286 A	Eastern Ky.	37 52	
									304 A	Western Mich.	34 67	
									327 H	Murray St.	75 80	
									337 H	Jacksonville St.	66 48	
LAST 12 Division I GAMES:												
			337 H	Jacksonville St.	66 48		112 H	Eastern Ill.	46 73			
			327 H	Murray St.	75 80		286 A	Eastern Ky.	37 52			
			275 H	Morehead St.	57 61		304 A	Western Mich.	34 67			
			251 N	Longwood	56 52		154 A	UNI	42 62			
			153 A	Wright St.	53 74		245 H	Arkansas St.	56 52			
			107 N	Central Mich.	59 100		150 N	Samford	58 63			

Non-Div I Games: Lindenwood (MO) 66 56

Southeast Mo. St.

■ Loss,
 ■ Non-Conf,
 ■ S Site,
 ■ Home
 ■ A Away
 N Neutral

Average RPI Win:	323	WON-LOST	WINNING	LAST 12	STRENGTH OF	OPP. STRENGTH	TEAM	ADJ.	CONF.	ADJ CONF.
Average RPI Loss:	196	RECORD	PCT. RANK	GAMES	SCHEDULE	OF SCHEDULE	RPI	RPI	RPI	RPI
DIV. I ONLY	1- 10	332	0- 9	189	341	332	332	24	24	
DIV. I NON-CONF.	1- 8	318	0- 7	196	341	325	325	26	26	
TOTALS	RPI 1-25	RPI 26-50	W-L RECORDS	RPI 51-100	RPI 101-150	RPI 150+				
1- 10	0- 0	0- 0	OVERALL	0- 1	0- 2	1- 7				
1- 4	0- 0	0- 0	HOME	0- 0	0- 0	1- 4				
0- 6	0- 0	0- 0	AWAY	0- 1	0- 2	0- 3				
0- 0	0- 0	0- 0	NEUTRAL	0- 0	0- 0	0- 0				
1- 8	0- 0	0- 0	NON-CONFERENCE	0- 1	0- 2	1- 5				
1- 3	0- 0	0- 0	HOME	0- 0	0- 0	1- 3				
0- 5	0- 0	0- 0	AWAY	0- 1	0- 2	0- 2				
0- 0	0- 0	0- 0	NEUTRAL	0- 0	0- 0	0- 0				
0- 2	0- 0	0- 0	CONFERENCE	0- 0	0- 0	0- 2				
0- 1	0- 0	0- 0	HOME	0- 0	0- 0	0- 1				
0- 1	0- 0	0- 0	AWAY	0- 0	0- 0	0- 1				
0- 0	0- 0	0- 0	NEUTRAL	0- 0	0- 0	0- 0				

RPI 1-25				RPI 26-50				RPI 51-100				RPI 101+				Team's RPI: 332	
RPI	S	Opponent	Score	RPI	S	Opponent	Score	RPI	S	Opponent	Score	RPI	S	Opponent	Score		
								55	A	Texas	65	73	119	A	Memphis	44	80
													140	A	Ole Miss	52	72
													157	H	Stephen F. Austin	61	69
													162	H	Florida A&M	63	85
													180	A	Alabama	56	69
													265	H	Alcorn St.	54	62
													284	A	La.-Lafayette	54	63
													284	H	La.-Lafayette	57	69
													318	A	A&M-Corpus Christi	73	78
													323	H	Jackson St.	76	49
LAST 12 Division I GAMES:																	
140	A	Ole Miss	52	72	318	A	A&M-Corpus Christi	73	78								
162	H	Florida A&M	63	85	157	H	Stephen F. Austin	61	69								
265	H	Alcorn St.	54	62	119	A	Memphis	44	80								
284	A	La.-Lafayette	54	63	323	H	Jackson St.	76	49								
180	A	Alabama	56	69	55	A	Texas	65	73								
284	H	La.-Lafayette	57	69													

Non-Div I Games: New Orleans 81 30 Centenary (LA) 83 54 Spring Hill 85 72 Mobile 54 45 Southeastern La.

Southern California

Through Games Of Sunday, January 15, 2012

Average RPI Win:	110	WON-LOST	WINNING	LAST 12	STRENGTH OF	OPP. STRENGTH	TEAM	ADJ.	CONF.	ADJ CONF.
Average RPI Loss:	54	RECORD	PCT. RANK	GAMES	SCHEDULE	OF SCHEDULE	RPI	RPI	RPI	RPI
DIV. I ONLY	9- 6	119	8- 4	3	24	17	17	5	5	
DIV. I NON-CONF.	5- 5	162	4- 3	9	36	24	24	6	6	
TOTALS	RPI 1-25	RPI 26-50	W-L RECORDS	RPI 51-100	RPI 101-150	RPI 150+				
9- 6	0- 4	2- 1	OVERALL	4- 0	1- 0	2- 1				
3- 1	0- 1	1- 0	HOME	1- 0	0- 0	1- 0				
5- 4	0- 2	1- 1	AWAY	3- 0	1- 0	0- 1				
1- 1	0- 1	0- 0	NEUTRAL	0- 0	0- 0	1- 0				
5- 5	0- 3	1- 1	NON-CONFERENCE	1- 0	1- 0	2- 1				
2- 0	0- 0	0- 0	HOME	1- 0	0- 0	1- 0				
2- 4	0- 2	1- 1	AWAY	0- 0	1- 0	0- 1				
1- 1	0- 1	0- 0	NEUTRAL	0- 0	0- 0	1- 0				
4- 1	0- 1	1- 0	CONFERENCE	3- 0	0- 0	0- 0				
1- 1	0- 1	1- 0	HOME	0- 0	0- 0	0- 0				
3- 0	0- 0	0- 0	AWAY	3- 0	0- 0	0- 0				
0- 0	0- 0	0- 0	NEUTRAL	0- 0	0- 0	0- 0				

RPI	S	Opponent	Score	RPI	S	Opponent	Score	RPI	S	Opponent	Score	RPI	S	Opponent	Score
3	N	Notre Dame	58 80	31	H	California	74 54	58	A	Arizona	72 67	113	A	Pepperdine	75 71
4	H	Stanford	53 61	35	A	Gonzaga	58 51	69	A	UCLA	47 43	233	H	UTSA	74 56
10	A	Texas A&M	70 71	38	A	Nebraska	50 68	74	H	Fresno St.	65 57	245	A	Arkansas St.	56 58
24	A	Georgia	60 67					75	A	Arizona St.	60 48	301	N	Gardner-Webb	82 41
LAST 12 Division I GAMES:															
31	H	California	74 54	69	A	UCLA	47 43	58	A	Arizona	72 67	75	A	Arizona St.	60 48
4	H	Stanford	53 61	58	A	Arizona	72 67	75	A	Arizona St.	60 48	233	H	UTSA	74 56
113	A	Pepperdine	75 71	75	A	Arizona St.	60 48	301	N	Gardner-Webb	82 41	3	N	Notre Dame	58 80
10	A	Texas A&M	70 71	233	H	UTSA	74 56								
245	A	Arkansas St.	56 58												
35	A	Gonzaga	58 51												

Non-Div I Games:

Southern California

■ Loss,
 ■ Non-Conf, S Site,
 ■ Home
 ■ Away
 N Neutral

Average RPI Win:	299	WON-LOST	WINNING	LAST 12	STRENGTH OF	OPP. STRENGTH	TEAM	ADJ.	CONF.	ADJ CONF.
Average RPI Loss:	154	RECORD	PCT. RANK	GAMES	SCHEDULE	OF SCHEDULE	RPI	RPI	RPI	RPI
DIV. I ONLY	3- 13	304	1- 11	226	216	303	303	10	10	
DIV. I NON-CONF.	3- 7	260	1- 5	294	248	322	322	10	10	
TOTALS	RPI 1-25	RPI 26-50	W-L RECORDS	RPI 51-100	RPI 101-150	RPI 150+				
3- 13	0- 1	0- 0	OVERALL	0- 1	0- 4	3- 7				
2- 4	0- 0	0- 0	HOME	0- 0	0- 1	2- 3				
1- 9	0- 1	0- 0	AWAY	0- 1	0- 3	1- 4				
0- 0	0- 0	0- 0	NEUTRAL	0- 0	0- 0	0- 0				
3- 7	0- 1	0- 0	NON-CONFERENCE	0- 0	0- 1	3- 5				
2- 2	0- 0	0- 0	HOME	0- 0	0- 0	2- 2				
1- 5	0- 1	0- 0	AWAY	0- 0	0- 1	1- 3				
0- 0	0- 0	0- 0	NEUTRAL	0- 0	0- 0	0- 0				
0- 6	0- 0	0- 0	CONFERENCE	0- 1	0- 3	0- 2				
0- 2	0- 0	0- 0	HOME	0- 0	0- 1	0- 1				
0- 4	0- 0	0- 0	AWAY	0- 1	0- 2	0- 1				
0- 0	0- 0	0- 0	NEUTRAL	0- 0	0- 0	0- 0				

RPI 1-25				RPI 26-50				RPI 51-100				RPI 101+ Team's RPI: 303			
RPI	S	Opponent	Score	RPI	S	Opponent	Score	RPI	S	Opponent	Score	RPI	S	Opponent	Score
20	A	DePaul	67 93					98	A	Creighton	59 66	121	A	Indiana St.	66 72
												136	A	Illinois St.	51 75
												144	H	Bradley	59 72
												147	A	UT Martin	70 91
												151	A	Drake	59 73
												153	A	Wright St.	59 61
												154	H	UNI	66 70
												177	H	SIU Edwardsville	60 70
												188	H	Loyola Chicago	44 66
												232	A	Northern Ill.	50 53
												276	A	Austin Peay	70 76
												280	A	Tennessee St.	89 68
												294	H	IUPUI	77 63
												324	H	Chicago St.	76 54
LAST 12 Division I GAMES:															
144	H	Bradley	59 72	98	A	Creighton	59 66								
121	A	Indiana St.	66 72	151	A	Drake	59 73								
136	A	Illinois St.	51 75	154	H	UNI	66 70								
20	A	DePaul	67 93	294	H	IUPUI	77 63								
147	A	UT Martin	70 91	177	H	SIU Edwardsville	60 70								
153	A	Wright St.	59 61	232	A	Northern Ill.	50 53								

Non-Div I Games:

Southern Ill.

Average RPI Win:	280	WON-LOST	WINNING	LAST 12	STRENGTH OF	OPP. STRENGTH	TEAM	ADJ.	CONF.	ADJ CONF.
Average RPI Loss:	170	RECORD	PCT. RANK	GAMES	SCHEDULE	OF SCHEDULE	RPI	RPI	RPI	RPI
DIV. I ONLY	5- 11	256	4- 8	200	325	290	290	11	11	
DIV. I NON-CONF.	5- 7	207	4- 4	148	337	279	279	19	19	
TOTALS	RPI 1-25	RPI 26-50	W-L RECORDS	RPI 51-100	RPI 101-150	RPI 150+				
5- 11	0- 1	0- 0	OVERALL	0- 0	1- 2	4- 8				
4- 4	0- 0	0- 0	HOME	0- 0	1- 1	3- 3				
0- 7	0- 1	0- 0	AWAY	0- 0	0- 1	0- 5				
1- 0	0- 0	0- 0	NEUTRAL	0- 0	0- 0	1- 0				
5- 7	0- 1	0- 0	NON-CONFERENCE	0- 0	1- 2	4- 4				
4- 3	0- 0	0- 0	HOME	0- 0	1- 1	3- 2				
0- 4	0- 1	0- 0	AWAY	0- 0	0- 1	0- 2				
1- 0	0- 0	0- 0	NEUTRAL	0- 0	0- 0	1- 0				
0- 4	0- 0	0- 0	CONFERENCE	0- 0	0- 0	0- 4				
0- 1	0- 0	0- 0	HOME	0- 0	0- 0	0- 1				
0- 3	0- 0	0- 0	AWAY	0- 0	0- 0	0- 3				
0- 0	0- 0	0- 0	NEUTRAL	0- 0	0- 0	0- 0				

RPI	S	Opponent	Score	RPI	S	Opponent	Score	RPI	S	Opponent	Score	RPI	S	Opponent	Score	Team's RPI: 290
14	A	Kentucky	71 88									114	A	Mississippi St.	57 71	
												147	H	UT Martin	69 88	
												148	H	South Ala.	67 62	
												157	H	Stephen F. Austin	65 66	
												162	H	Florida A&M	68 77	
												174	A	UALR	44 70	
												175	A	Marshall	44 55	
												202	A	Tulsa	57 68	
												209	A	Montana	64 79	
												212	A	UCF	47 65	
												268	H	La.-Monroe	77 74	
												305	H	Houston	49 56	
												323	H	Jackson St.	70 55	
												325	N	Idaho	63 62	
												337	H	Jacksonville St.	75 58	
LAST 12 Division I GAMES:																
202	A	Tulsa	57 68	212	A	UCF	47 65									
325	N	Idaho	63 62	175	A	Marshall	44 55									
209	A	Montana	64 79	305	H	Houston	49 56									
323	H	Jackson St.	70 55	268	H	La.-Monroe	77 74									
148	H	South Ala.	67 62	174	A	UALR	44 70									
114	A	Mississippi St.	57 71	162	H	Florida A&M	68 77									

Non-Div I Games: William Carey 62 46

Southern Miss.

■ Loss,
 ■ Non-Conf,
 ■ S Site,
 ■ H Home
 ■ A Away
 N Neutral

Average RPI Win:	279	WON-LOST	WINNING	LAST 12	STRENGTH OF	OPP. STRENGTH	TEAM	ADJ.	CONF.	ADJ CONF.
Average RPI Loss:	152	RECORD	PCT. RANK	GAMES	SCHEDULE	OF SCHEDULE	RPI	RPI	RPI	RPI
DIV. I ONLY	4- 7	241	4- 7	300	231	240	240	32	32	
DIV. I NON-CONF.	0- 6	337	0- 6	43	158	123	123	22	22	
TOTALS	RPI 1-25	RPI 26-50	W-L RECORDS	RPI 51-100	RPI 101-150	RPI 150+				
4- 7	0- 1	0- 0	OVERALL	0- 1	0- 3	4- 2				
1- 2	0- 0	0- 0	HOME	0- 0	0- 1	1- 1				
3- 5	0- 1	0- 0	AWAY	0- 1	0- 2	3- 1				
0- 0	0- 0	0- 0	NEUTRAL	0- 0	0- 0	0- 0				
0- 6	0- 1	0- 0	NON-CONFERENCE	0- 1	0- 3	0- 1				
0- 1	0- 0	0- 0	HOME	0- 0	0- 1	0- 0				
0- 5	0- 1	0- 0	AWAY	0- 1	0- 2	0- 1				
0- 0	0- 0	0- 0	NEUTRAL	0- 0	0- 0	0- 0				
4- 1	0- 0	0- 0	CONFERENCE	0- 0	0- 0	4- 1				
1- 1	0- 0	0- 0	HOME	0- 0	0- 0	1- 1				
3- 0	0- 0	0- 0	AWAY	0- 0	0- 0	3- 0				
0- 0	0- 0	0- 0	NEUTRAL	0- 0	0- 0	0- 0				

RPI 1-25				RPI 26-50				RPI 51-100				RPI 101+ Team's RPI: 240			
RPI	S	Opponent	Score	RPI	S	Opponent	Score	RPI	S	Opponent	Score	RPI	S	Opponent	Score
13	A	Ohio St.	49 83					57	A	Tulane	59 66	103	A	Washington	56 64
												139	H	Lamar	62 70
												148	A	South Ala.	44 57
												222	H	Grambling	72 67
												261	A	Ark.-Pine Bluff	81 62
												284	A	La.-Lafayette	49 60
												309	A	Prairie View	58 53
												322	A	Texas Southern	49 39
												323	H	Jackson St.	42 49
LAST 12 Division I GAMES:															
322	A	Texas Southern	49 39	261	A	Ark.-Pine Bluff	81 62	323	H	Jackson St.	42 49	222	H	Grambling	72 67
309	A	Prairie View	58 53	323	H	Jackson St.	42 49	139	H	Lamar	62 70	148	A	South Ala.	44 57
103	A	Washington	56 64	222	H	Grambling	72 67	139	H	Lamar	62 70				
13	A	Ohio St.	49 83	139	H	Lamar	62 70								
57	A	Tulane	59 66	148	A	South Ala.	44 57								
284	A	La.-Lafayette	49 60												

Non-Div I Games: Dillard 66 47

Southern U.

Southern Utah

Through Games Of Sunday, January 15, 2012

Average RPI Win:	312	WON-LOST	WINNING	LAST 12	STRENGTH OF	OPP. STRENGTH	TEAM	ADJ.	CONF.	ADJ CONF.
Average RPI Loss:	152	RECORD	PCT. RANK	GAMES	SCHEDULE	OF SCHEDULE	RPI	RPI	RPI	RPI
DIV. I ONLY	3- 13	304	2- 9	166	265	273	273	17	17	
DIV. I NON-CONF.	3- 7	260	2- 3	129	296	272	272	11	11	
TOTALS	RPI 1-25	RPI 26-50	W-L RECORDS	RPI 51-100	RPI 101-150	RPI 150+				
3- 13	0- 1	0- 1	OVERALL	0- 2	0- 4	3- 5				
1- 3	0- 0	0- 0	HOME	0- 1	0- 0	1- 2				
2- 9	0- 1	0- 1	AWAY	0- 1	0- 4	2- 2				
0- 1	0- 0	0- 0	NEUTRAL	0- 0	0- 0	0- 1				
3- 7	0- 1	0- 1	NON-CONFERENCE	0- 1	0- 1	3- 3				
1- 1	0- 0	0- 0	HOME	0- 0	0- 0	1- 1				
2- 5	0- 1	0- 1	AWAY	0- 1	0- 1	2- 1				
0- 1	0- 0	0- 0	NEUTRAL	0- 0	0- 0	0- 1				
0- 6	0- 0	0- 0	CONFERENCE	0- 1	0- 3	0- 2				
0- 2	0- 0	0- 0	HOME	0- 1	0- 0	0- 1				
0- 4	0- 0	0- 0	AWAY	0- 0	0- 3	0- 1				
0- 0	0- 0	0- 0	NEUTRAL	0- 0	0- 0	0- 0				

RPI 1-25				RPI 26-50				RPI 51-100				RPI 101+ Team's RPI: 273			
RPI	S	Opponent	Score	RPI	S	Opponent	Score	RPI	S	Opponent	Score	RPI	S	Opponent	Score
13	A	Ohio St.	50 88	43	A	BYU	49 82	78	A	Oregon St.	40 90	126	A	UMKC	61 81
								82	H	South Dakota St.	50 66	137	A	South Dakota	69 81
												138	A	Oral Roberts	59 109
												142	A	Utah	60 74
												185	A	Santa Clara	78 79
												213	H	North Dakota St.	68 80
												269	A	Western Ill.	70 82
												271	N	North Dakota	61 62
												278	H	San Jose St.	68 70
												308	A	New Mexico St.	58 57
												314	A	Utah Valley	60 59
												314	H	Utah Valley	80 65
LAST 12 Division I GAMES:															
137	A	South Dakota	69 81	269	A	Western Ill.	70 82								
126	A	UMKC	61 81	82	H	South Dakota St.	50 66								
13	A	Ohio St.	50 88	213	H	North Dakota St.	68 80								
314	A	Utah Valley	60 59	278	H	San Jose St.	68 70								
43	A	BYU	49 82	314	H	Utah Valley	80 65								
138	A	Oral Roberts	59 109	308	A	New Mexico St.	58 57								

Non-Div I Games: Westminster (UT) 59 57

Southern Utah

■ Loss,
 ■ Non-Conf,
 ■ S Site,
 ■ Home
 ■ A Away
 N Neutral

St. Bonaventure

Through Games Of Sunday, January 15, 2012

Average RPI Win:	181	WON-LOST	WINNING	LAST 12	STRENGTH OF	OPP. STRENGTH	TEAM	ADJ.	CONF.	ADJ CONF.
Average RPI Loss:	14	RECORD	PCT. RANK	GAMES	SCHEDULE	OF SCHEDULE	RPI	RPI	RPI	RPI
DIV. I ONLY	16- 2	8	11- 1	162	90	46	46	9	9	
DIV. I NON-CONF.	13- 2	19	8- 1	190	92	44	44	9	9	
TOTALS	RPI 1-25	RPI 26-50	W-L RECORDS	RPI 51-100	RPI 101-150	RPI 150+				
16- 2	0- 2	2- 0	OVERALL	4- 0	0- 0	10- 0				
8- 1	0- 1	2- 0	HOME	1- 0	0- 0	5- 0				
7- 0	0- 0	0- 0	AWAY	3- 0	0- 0	4- 0				
1- 1	0- 1	0- 0	NEUTRAL	0- 0	0- 0	1- 0				
13- 2	0- 2	1- 0	NON-CONFERENCE	3- 0	0- 0	9- 0				
6- 1	0- 1	1- 0	HOME	1- 0	0- 0	4- 0				
6- 0	0- 0	0- 0	AWAY	2- 0	0- 0	4- 0				
1- 1	0- 1	0- 0	NEUTRAL	0- 0	0- 0	1- 0				
3- 0	0- 0	1- 0	CONFERENCE	1- 0	0- 0	1- 0				
2- 0	0- 0	1- 0	HOME	0- 0	0- 0	1- 0				
1- 0	0- 0	0- 0	AWAY	1- 0	0- 0	0- 0				
0- 0	0- 0	0- 0	NEUTRAL	0- 0	0- 0	0- 0				

RPI 1-25				RPI 26-50				Team's RPI: 46				RPI 51-100				RPI 101+			
RPI	S	Opponent	Score	RPI	S	Opponent	Score	RPI	S	Opponent	Score	RPI	S	Opponent	Score	RPI	S	Opponent	Score
8	H	Delaware	49 61	45	H	Marist	67 56	52	A	St. John's (NY)	64 58	194	A	Canisius	74 58				
19	N	Villanova	44 55	48	H	Duquesne	61 53	64	A	Temple	74 65	197	H	Buffalo	76 45				
								79	A	West Virginia	56 48	198	H	Indiana	65 45				
								86	H	Sacred Heart	67 63	237	A	Binghamton	49 34				
												248	H	Morgan St.	79 55				
												262	N	Norfolk St.	58 44				
												272	H	Saint Louis	64 52				
												282	H	Niagara	63 49				
												311	A	Colgate	68 49				
												317	A	Kent St.	60 51				
LAST 12 Division I GAMES:																			
262	N	Norfolk St.	58 44	272	H	Saint Louis	64 52												
19	N	Villanova	44 55	64	A	Temple	74 65												
311	A	Colgate	68 49	48	H	Duquesne	61 53												
45	H	Marist	67 56	86	H	Sacred Heart	67 63												
282	H	Niagara	63 49	198	H	Indiana	65 45												
197	H	Buffalo	76 45	237	A	Binghamton	49 34												

Non-Div I Games:

St. Bonaventure

■ Loss,
■ Non-Conf,
■ S Site,
■ H Home
■ A Away
N Neutral

Average RPI Win:	333	WON-LOST	WINNING	LAST 12	STRENGTH OF	OPP. STRENGTH	TEAM	ADJ.	CONF.	ADJ CONF.
Average RPI Loss:	200	RECORD	PCT. RANK	GAMES	SCHEDULE	OF SCHEDULE	RPI	RPI	RPI	RPI
DIV. I ONLY	1- 15	337	0- 12	292	321	339	339	20	20	
DIV. I NON-CONF.	1- 10	330	0- 7	304	328	340	340	23	23	
TOTALS	RPI 1-25	RPI 26-50	W-L RECORDS	RPI 51-100	RPI 101-150	RPI 150+				
1- 15	0- 0	0- 0	OVERALL	0- 3	0- 2	1- 10				
1- 6	0- 0	0- 0	HOME	0- 1	0- 1	1- 4				
0- 9	0- 0	0- 0	AWAY	0- 2	0- 1	0- 6				
0- 0	0- 0	0- 0	NEUTRAL	0- 0	0- 0	0- 0				
1- 10	0- 0	0- 0	NON-CONFERENCE	0- 1	0- 2	1- 7				
1- 4	0- 0	0- 0	HOME	0- 0	0- 1	1- 3				
0- 6	0- 0	0- 0	AWAY	0- 1	0- 1	0- 4				
0- 0	0- 0	0- 0	NEUTRAL	0- 0	0- 0	0- 0				
0- 5	0- 0	0- 0	CONFERENCE	0- 2	0- 0	0- 3				
0- 2	0- 0	0- 0	HOME	0- 1	0- 0	0- 1				
0- 3	0- 0	0- 0	AWAY	0- 1	0- 0	0- 2				
0- 0	0- 0	0- 0	NEUTRAL	0- 0	0- 0	0- 0				

RPI 1-25				RPI 26-50				RPI 51-100				RPI 101+ Team's RPI: 339					
RPI	S	Opponent	Score	RPI	S	Opponent	Score	RPI	S	Opponent	Score	RPI	S	Opponent	Score		
								80	H	Quinnipiac	43	59	101	A	Albany (NY)	34	50
								86	A	Sacred Heart	33	62	127	H	Fairfield	30	53
								97	A	Yale	41	72	167	A	Penn	61	70
													184	A	Manhattan	37	50
													203	H	Rider	48	68
													211	A	Mt. St. Mary's	48	70
													242	H	Lafayette	33	46
													256	H	Fairleigh Dickinson	60	70
													291	H	Army	43	59
													294	A	IUPUI	56	75
													331	A	Delaware St.	66	73
													333	H	Columbia	48	44
													334	A	Wagner	45	49
LAST 12 Division I GAMES:																	
242	H	Lafayette	33	46	256	H	Fairleigh Dickinson	60	70								
97	A	Yale	41	72	86	A	Sacred Heart	33	62								
127	H	Fairfield	30	53	80	H	Quinnipiac	43	59								
331	A	Delaware St.	66	73	184	A	Manhattan	37	50								
211	A	Mt. St. Mary's	48	70	203	H	Rider	48	68								
334	A	Wagner	45	49	101	A	Albany (NY)	34	50								

Non-Div I Games:

St. Francis (NY)

■ Loss,
■ Non-Conf,
■ S Site,
■ H Home
■ A Away
N Neutral

St. John's (NY)

Through Games Of Sunday, January 15, 2012

Average RPI Win:	130	WON-LOST	WINNING	LAST 12	STRENGTH OF	OPP. STRENGTH	TEAM	ADJ.	CONF.	ADJ CONF.
Average RPI Loss:	53	RECORD	PCT. RANK	GAMES	SCHEDULE	OF SCHEDULE	RPI	RPI	RPI	RPI
DIV. I ONLY	11- 7	115	8- 4	13	70	52	52	2	2	
DIV. I NON-CONF.	8- 5	107	5- 2	29	103	65	65	2	2	
TOTALS	RPI 1-25	RPI 26-50	W-L RECORDS	RPI 51-100	RPI 101-150	RPI 150+				
11- 7	1- 2	0- 2	OVERALL	4- 2	4- 1	2- 0				
9- 2	1- 0	0- 1	HOME	3- 1	3- 0	2- 0				
1- 3	0- 1	0- 1	AWAY	0- 0	1- 1	0- 0				
1- 2	0- 1	0- 0	NEUTRAL	1- 1	0- 0	0- 0				
8- 5	0- 1	0- 2	NON-CONFERENCE	3- 1	3- 1	2- 0				
7- 1	0- 0	0- 1	HOME	2- 0	3- 0	2- 0				
0- 2	0- 0	0- 1	AWAY	0- 0	0- 1	0- 0				
1- 2	0- 1	0- 0	NEUTRAL	1- 1	0- 0	0- 0				
3- 2	1- 1	0- 0	CONFERENCE	1- 1	1- 0	0- 0				
2- 1	1- 0	0- 0	HOME	1- 1	0- 0	0- 0				
1- 1	0- 1	0- 0	AWAY	0- 0	1- 0	0- 0				
0- 0	0- 0	0- 0	NEUTRAL	0- 0	0- 0	0- 0				

RPI 1-25				RPI 26-50				RPI 51-100				RPI 101+			
RPI	S	Opponent	Score	RPI	S	Opponent	Score	RPI	S	Opponent	Score	RPI	S	Opponent	Score
2	N	Baylor	59 73	30	A	Hofstra	82 93	62	H	Marquette	55 63	106	A	Syracuse	70 58
20	A	DePaul	52 69	46	H	St. Bonaventure	58 64	63	N	Iowa	52 60	111	H	Boston U.	75 38
25	H	Louisville	72 64					64	N	Temple	59 53	119	H	Memphis	64 60
								72	H	Howard	63 48	122	H	La Salle	66 45
								81	H	Providence	57 41	145	A	Harvard	56 63
								83	H	Hartford	70 45	309	H	Prairie View	66 50
												334	H	Wagner	54 34
Team's RPI: 52															
LAST 12 Division I GAMES:															
111	H	Boston U.	75 38	62	H	Marquette	55 63	106	A	Syracuse	70 58	25	H	Louisville	72 64
145	A	Harvard	56 63	506	A	Syracuse	70 58	81	H	Providence	57 41	83	H	Hartford	70 45
119	H	Memphis	64 60	25	H	Louisville	72 64	83	H	Hartford	70 45	72	H	Howard	63 48
309	H	Prairie View	66 50	81	H	Providence	57 41								
2	N	Baylor	59 73	83	H	Hartford	70 45								
20	A	DePaul	52 69	72	H	Howard	63 48								

Non-Div I Games:

St. John's (NY)

■ Loss,
 ■ Non-Conf,
 ■ S Site,
 ■ H Home
 ■ A Away
 N Neutral

St. Mary's (CA)

Through Games Of Sunday, January 15, 2012

Average RPI Win:	151	WON-LOST	WINNING	LAST 12	STRENGTH OF	OPP. STRENGTH	TEAM	ADJ.	CONF.	ADJ CONF.
Average RPI Loss:	82	RECORD	PCT. RANK	GAMES	SCHEDULE	OF SCHEDULE	RPI	RPI	RPI	RPI
DIV. I ONLY	13- 5	60	10- 2	46	74	40	40	8	8	
DIV. I NON-CONF.	8- 4	90	5- 1	36	75	31	31	8	8	
TOTALS	RPI 1-25	RPI 26-50	W-L RECORDS	RPI 51-100	RPI 101-150	RPI 150+				
13- 5	0- 1	2- 1	OVERALL	2- 2	2- 0	7- 1				
5- 3	0- 0	1- 1	HOME	1- 2	0- 0	3- 0				
7- 2	0- 1	1- 0	AWAY	1- 0	2- 0	3- 1				
1- 0	0- 0	0- 0	NEUTRAL	0- 0	0- 0	1- 0				
8- 4	0- 1	0- 1	NON-CONFERENCE	2- 1	2- 0	4- 1				
3- 2	0- 0	0- 1	HOME	1- 1	0- 0	2- 0				
4- 2	0- 1	0- 0	AWAY	1- 0	2- 0	1- 1				
1- 0	0- 0	0- 0	NEUTRAL	0- 0	0- 0	1- 0				
5- 1	0- 0	2- 0	CONFERENCE	0- 1	0- 0	3- 0				
2- 1	0- 0	1- 0	HOME	0- 1	0- 0	1- 0				
3- 0	0- 0	1- 0	AWAY	0- 0	0- 0	2- 0				
0- 0	0- 0	0- 0	NEUTRAL	0- 0	0- 0	0- 0				

RPI 1-25				RPI 26-50				Team's RPI: 40				RPI 51-100				RPI 101+			
RPI	S	Opponent	Score	RPI	S	Opponent	Score	RPI	S	Opponent	Score	RPI	S	Opponent	Score	RPI	S	Opponent	Score
20	A	DePaul	68 96	31	H	California	55 65	78	A	Oregon St.	81 61	128	A	Pacific	68 67				
				35	A	Gonzaga	66 63	80	H	Quinnipiac	67 69	130	A	Oregon	72 62				
				43	H	BYU	54 48	90	H	San Diego	60 77	159	A	Portland	75 71				
								95	H	UC Davis	75 58	171	A	Seattle	71 70				
												176	H	Virginia Tech	60 47				
												191	A	UC Santa Barbara	52 61				
												204	H	Cal Poly	65 62				
												209	N	Montana	67 65				
												267	H	San Francisco	64 42				
												270	A	Loyola Marymount	82 72				
LAST 12 Division I GAMES:																			
43	H	BYU	54 48	35	A	Gonzaga	66 63	159	A	Portland	75 71	90	H	San Diego	60 77	267	H	San Francisco	64 42
270	A	Loyola Marymount	82 72	130	A	Oregon	72 62	31	H	California	55 65	204	H	Cal Poly	65 62				
78	A	Oregon St.	81 61	171	A	Seattle	71 70												
95	H	UC Davis	75 58																

Non-Div I Games: William Jessup 82 43

St. Mary's (CA)

■ Loss,
 ■ Non-Conf,
 ■ S Site,
 ■ H Home
 ■ A Away
 N Neutral

Average RPI Win: 103		WON-LOST	WINNING	LAST 12	STRENGTH OF	OPP. STRENGTH	TEAM	ADJ.	CONF.	ADJ CONF.
Average RPI Loss: 5		RECORD	PCT. RANK	GAMES	SCHEDULE	OF SCHEDULE	RPI	RPI	RPI	RPI
DIV. I ONLY		15- 1	6	12- 0	19	2	4	4	5	5
DIV. I NON-CONF.		9- 1	16	6- 0	22	2	4	4	6	6
TOTALS	RPI 1-25	RPI 26-50		W-L RECORDS		RPI 51-100	RPI 101-150	RPI 150+		
15- 1	3- 1	1- 0		OVERALL		5- 0	3- 0	3- 0		
8- 0	2- 0	1- 0		HOME		2- 0	1- 0	2- 0		
7- 1	1- 1	0- 0		AWAY		3- 0	2- 0	1- 0		
0- 0	0- 0	0- 0		NEUTRAL		0- 0	0- 0	0- 0		
9- 1	2- 1	1- 0		NON-CONFERENCE		3- 0	0- 0	3- 0		
6- 0	2- 0	1- 0		HOME		1- 0	0- 0	2- 0		
3- 1	0- 1	0- 0		AWAY		2- 0	0- 0	1- 0		
0- 0	0- 0	0- 0		NEUTRAL		0- 0	0- 0	0- 0		
6- 0	1- 0	0- 0		CONFERENCE		2- 0	3- 0	0- 0		
2- 0	0- 0	0- 0		HOME		1- 0	1- 0	0- 0		
4- 0	1- 0	0- 0		AWAY		1- 0	2- 0	0- 0		
0- 0	0- 0	0- 0		NEUTRAL		0- 0	0- 0	0- 0		

RPI 1-25				Team's RPI: 4		RPI 26-50				RPI 51-100				RPI 101+			
RPI	S	Opponent	Score	RPI	S	Opponent	Score	RPI	S	Opponent	Score	RPI	S	Opponent	Score		
1	H	Tennessee	97 80	35	H	Gonzaga	76 61	55	A	Texas	72 59	109	A	Colorado	80 54		
5	A	Connecticut	58 68					69	A	UCLA	77 50	130	H	Oregon	93 70		
17	A	Southern California	61 53					74	A	Fresno St.	93 59	142	A	Utah	62 43		
22	H	Princeton	85 66					78	H	Oregon St.	67 60	198	A	Xavier	80 64		
								95	H	UC Davis	93 44	216	H	Old Dominion	97 48		
												300	H	CSU Bakersfield	90 48		
LAST 12 Division I GAMES:																	
				69	A	UCLA	77 50	109	A	Colorado	80 54						
				17	A	Southern California	61 53	142	A	Utah	62 43						
				300	H	CSU Bakersfield	90 48	78	H	Oregon St.	67 60						
				1	H	Tennessee	97 80	130	H	Oregon	93 70						
				22	H	Princeton	85 66	95	H	UC Davis	93 44						
				74	A	Fresno St.	93 59	198	A	Xavier	80 64						

Non-Div I Games:

Stanford

Loss, Non-Conf, S Site, H Home A Away N Neutral

Average RPI Win:	241	WON-LOST	WINNING	LAST 12	STRENGTH OF	OPP. STRENGTH	TEAM	ADJ.	CONF.	ADJ CONF.
Average RPI Loss:	188	RECORD	PCT. RANK	GAMES	SCHEDULE	OF SCHEDULE	RPI	RPI	RPI	RPI
DIV. I ONLY	10- 4	64	7- 4	332	160	157	157	24	24	
DIV. I NON-CONF.	8- 3	73	5- 3	331	169	159	159	26	26	
TOTALS	RPI 1-25	RPI 26-50	W-L RECORDS	RPI 51-100	RPI 101-150	RPI 150+				
10- 4	0- 0	0- 0	OVERALL	0- 1	1- 0	9- 3				
3- 1	0- 0	0- 0	HOME	0- 0	1- 0	2- 1				
6- 3	0- 0	0- 0	AWAY	0- 1	0- 0	6- 2				
1- 0	0- 0	0- 0	NEUTRAL	0- 0	0- 0	1- 0				
8- 3	0- 0	0- 0	NON-CONFERENCE	0- 1	0- 0	8- 2				
2- 1	0- 0	0- 0	HOME	0- 0	0- 0	2- 1				
5- 2	0- 0	0- 0	AWAY	0- 1	0- 0	5- 1				
1- 0	0- 0	0- 0	NEUTRAL	0- 0	0- 0	1- 0				
2- 1	0- 0	0- 0	CONFERENCE	0- 0	1- 0	1- 1				
1- 0	0- 0	0- 0	HOME	0- 0	1- 0	0- 0				
1- 1	0- 0	0- 0	AWAY	0- 0	0- 0	1- 1				
0- 0	0- 0	0- 0	NEUTRAL	0- 0	0- 0	0- 0				

RPI 1-25			RPI 26-50			RPI 51-100			RPI 101+			Team's RPI: 157
RPI	S	Opponent	Score	RPI	S	Opponent	Score	RPI	S	Opponent	Score	
						73	A Arkansas	46	61	108	H Central Ark.	54 45
										164	A SMU	66 60
										193	A Tex.-Pan American	69 58
										202	A Tulsa	53 72
										222	H Grambling	71 53
										229	H Rice	68 64
										233	A UTSA	46 50
										245	H Arkansas St.	64 69
										260	N Ga. Southern	49 40
										268	A La.-Monroe	68 58
										290	A Southern Miss.	66 65
										332	A Southeastern La.	69 61
										340	A Houston Baptist	53 39
LAST 12 Division I GAMES:												
						164	A SMU	66	60	233	A UTSA	46 50
						229	H Rice	68	64	108	H Central Ark.	54 45
						245	H Arkansas St.	64	69	332	A Southeastern La.	69 61
						193	A Tex.-Pan American	69	58	202	A Tulsa	53 72
						73	A Arkansas	46	61	290	A Southern Miss.	66 65
						340	A Houston Baptist	53	39	260	N Ga. Southern	49 40

Non-Div I Games: Wiley 59 57 St. Edward's 78 50

Stephen F. Austin

Loss, Non-Conf, S Site, H Home A Away N Neutral

Average RPI Win: 256	WON-LOST	WINNING	LAST 12	STRENGTH OF	OPP. STRENGTH	TEAM	ADJ.	CONF.	ADJ CONF.
Average RPI Loss: 168	RECORD	PCT. RANK	GAMES	SCHEDULE	OF SCHEDULE	RPI	RPI	RPI	RPI
DIV. I ONLY	15- 4	33	10- 2	319	274	118	118	30	30
DIV. I NON-CONF.	8- 3	73	4- 1	191	236	55	55	28	28
TOTALS	RPI 1-25	RPI 26-50	W-L RECORDS	RPI 51-100	RPI 101-150	RPI 150+			
15- 4	0- 0	0- 1	OVERALL	1- 0	1- 1	13- 2			
7- 0	0- 0	0- 0	HOME	1- 0	0- 0	6- 0			
6- 4	0- 0	0- 1	AWAY	0- 0	0- 1	6- 2			
2- 0	0- 0	0- 0	NEUTRAL	0- 0	1- 0	1- 0			
8- 3	0- 0	0- 1	NON-CONFERENCE	1- 0	1- 1	6- 1			
3- 0	0- 0	0- 0	HOME	1- 0	0- 0	2- 0			
3- 3	0- 0	0- 1	AWAY	0- 0	0- 1	3- 1			
2- 0	0- 0	0- 0	NEUTRAL	0- 0	1- 0	1- 0			
7- 1	0- 0	0- 0	CONFERENCE	0- 0	0- 0	7- 1			
4- 0	0- 0	0- 0	HOME	0- 0	0- 0	4- 0			
3- 1	0- 0	0- 0	AWAY	0- 0	0- 0	3- 1			
0- 0	0- 0	0- 0	NEUTRAL	0- 0	0- 0	0- 0			

RPI S	Opponent	Score	RPI S	Opponent	Score	RPI S	Opponent	Score	RPI S	Opponent	Score	Team's RPI: 118
29	A Florida	57 71	65	H Miami (OH)	71 62	102	A South Fla.	62 77	144	N Bradley	73 63	
						220	A Winthrop	74 72	231	H Fla. Atlantic	52 37	
						246	H Campbell	70 55	247	A Ball St.	73 78	
						249	A Kennesaw St.	65 55	258	H East Tenn. St.	68 60	
						260	A Ga. Southern	61 51	282	N Niagara	67 52	
						285	H Jacksonville	93 86	293	A Belmont	58 65	
						302	H S.C. Upstate	69 54	307	A Mercer	89 84	
						313	H North Florida	63 55	335	A Lipscomb	74 63	
						336	A Bethune-Cookman	82 64				
LAST 12 Division I GAMES:												
307	A Mercer	89 84	293	A Belmont	58 65							
249	A Kennesaw St.	65 55	335	A Lipscomb	74 63							
231	H Fla. Atlantic	52 37	313	H North Florida	63 55							
246	H Campbell	70 55	285	H Jacksonville	93 86							
302	H S.C. Upstate	69 54	260	A Ga. Southern	61 51							
336	A Bethune-Cookman	82 64	247	A Ball St.	73 78							

Non-Div I Games: Palm Beach Atl. 63 52

Stetson

Average RPI Win: 218	WON-LOST	WINNING	LAST 12	STRENGTH OF	OPP. STRENGTH	TEAM	ADJ.	CONF.	ADJ CONF.
Average RPI Loss: 147	RECORD	PCT. RANK	GAMES	SCHEDULE	OF SCHEDULE	RPI	RPI	RPI	RPI
DIV. I ONLY	4- 14	298	3- 9	93	296	259	259	15	15
DIV. I NON-CONF.	3- 10	281	2- 5	76	286	263	263	13	13
TOTALS	RPI 1-25	RPI 26-50	W-L RECORDS	RPI 51-100	RPI 101-150	RPI 150+			
4- 14	0- 1	0- 0	OVERALL	0- 2	0- 5	4- 6			
3- 6	0- 0	0- 0	HOME	0- 1	0- 2	3- 3			
1- 8	0- 1	0- 0	AWAY	0- 1	0- 3	1- 3			
0- 0	0- 0	0- 0	NEUTRAL	0- 0	0- 0	0- 0			
3- 10	0- 1	0- 0	NON-CONFERENCE	0- 2	0- 2	3- 5			
3- 3	0- 0	0- 0	HOME	0- 1	0- 0	3- 2			
0- 7	0- 1	0- 0	AWAY	0- 1	0- 2	0- 3			
0- 0	0- 0	0- 0	NEUTRAL	0- 0	0- 0	0- 0			
1- 4	0- 0	0- 0	CONFERENCE	0- 0	0- 3	1- 1			
0- 3	0- 0	0- 0	HOME	0- 0	0- 2	0- 1			
1- 1	0- 0	0- 0	AWAY	0- 0	0- 1	1- 0			
0- 0	0- 0	0- 0	NEUTRAL	0- 0	0- 0	0- 0			

RPI 1-25				RPI 26-50				RPI 51-100				RPI 101+ Team's RPI: 259			
RPI	S	Opponent	Score	RPI	S	Opponent	Score	RPI	S	Opponent	Score	RPI	S	Opponent	Score
13	A	Ohio St.	37 84					77	H	LIU Brooklyn	59 66	101	H	Albany (NY)	32 57
								86	A	Sacred Heart	33 55	111	H	Boston U.	34 69
												127	A	Fairfield	34 42
												128	A	Seton Hall	30 65
												143	A	UMBC	47 73
												170	A	Iona	48 52
												172	H	Robert Morris	42 40
												189	H	Fordham	37 41
												203	A	Rider	41 53
												215	H	Youngstown St.	54 47
												223	H	George Mason	50 54
												235	A	Vermont	54 47
												237	H	Binghamton	32 44
												248	H	Morgan St.	65 48
												256	A	Fairleigh Dickinson	48 51
LAST 12 Division I GAMES:															
235	A	Vermont	54 47	111	H	Boston U.	34 69	143	A	UMBC	47 73	101	H	Albany (NY)	32 57
215	H	Youngstown St.	54 47	237	H	Binghamton	32 44	77	H	LIU Brooklyn	59 66	203	A	Rider	41 53
248	H	Morgan St.	65 48												
128	A	Seton Hall	30 65												
256	A	Fairleigh Dickinson	48 51												
189	H	Fordham	37 41												

Non-Div I Games:

Stony Brook

Syracuse

Average RPI Win: 218

Average RPI Loss: 44

WON-LOST

WINNING

LAST 12

RECORD

PCT. RANK

GAMES

Through Games Of Sunday, January 15, 2012

STRENGTH OF

SCHEDULE

OPP. STRENGTH

OF SCHEDULE

TEAM

RPI

ADJ.

RPI

CONF.

RPI

ADJ CONF.

RPI

DIV. I ONLY

12- 7

105

6- 6

128

83

106

106

2

2

DIV. I NON-CONF.

11- 3

47

5- 2

242

172

157

157

2

2

TOTALS

RPI 1-25

RPI 26-50

W-L RECORDS

RPI 51-100

RPI 101-150

RPI 150+

12- 7

0- 1

0- 3

OVERALL

0- 3

2- 0

10- 0

7- 2

0- 0

0- 0

HOME

0- 2

1- 0

6- 0

3- 2

0- 1

0- 1

AWAY

0- 0

1- 0

2- 0

2- 3

0- 0

0- 2

NEUTRAL

0- 1

0- 0

2- 0

11- 3

0- 0

0- 2

NON-CONFERENCE

0- 1

1- 0

10- 0

7- 0

0- 0

0- 0

HOME

0- 0

1- 0

6- 0

2- 0

0- 0

0- 0

AWAY

0- 0

0- 0

2- 0

2- 3

0- 0

0- 2

NEUTRAL

0- 1

0- 0

2- 0

1- 4

0- 1

0- 1

CONFERENCE

0- 2

1- 0

0- 0

0- 2

0- 0

0- 0

HOME

0- 2

0- 0

0- 0

1- 2

0- 1

0- 1

AWAY

0- 0

1- 0

0- 0

0- 0

0- 0

0- 0

NEUTRAL

0- 0

0- 0

0- 0

RPI 1-25

RPI 26-50

RPI 51-100

RPI 101+

Team's RPI: 106

RPI	S	Opponent	Score
9	A	Rutgers	44 55

RPI	S	Opponent	Score
26	A	Georgetown	42 69
43	N	BYU	59 83
44	N	Oklahoma	63 82

RPI	S	Opponent	Score
52	H	St. John's (NY)	58 70
58	N	Arizona	74 80
79	H	West Virginia	72 76

RPI	S	Opponent	Score
124	H	Coppin St.	56 50
135	A	Pittsburgh	83 60
178	H	Saint Francis (PA)	88 45
197	H	Buffalo	79 59
198	N	Xavier	70 67
200	A	Boise St.	70 47
237	A	Binghamton	90 57
242	H	Lafayette	74 54
253	H	Long Beach St.	81 42
263	N	Ohio	81 70
282	H	Niagara	81 30
311	H	Colgate	83 32

LAST 12 Division I GAMES:

311	H	Colgate	83	32	26	A	Georgetown	42	69
282	H	Niagara	81	30	52	H	St. John's (NY)	58	70
263	N	Ohio	81	70	135	A	Pittsburgh	83	60
44	N	Oklahoma	63	82	9	A	Rutgers	44	55
198	N	Xavier	70	67	79	H	West Virginia	72	76
124	H	Coppin St.	56	50	43	N	BYU	59	83

Non-Div I Games:

Syracuse

■ Loss,
 ■ Non-Conf,
 ■ S Site,
 ■ H Home
 ■ A Away
 N Neutral

TCU				Through Games Of Sunday, January 15, 2012						
Average RPI Win:	222	WON-LOST	WINNING	LAST 12	STRENGTH OF	OPP. STRENGTH	TEAM	ADJ.	CONF.	ADJ CONF.
Average RPI Loss:	90	RECORD	PCT. RANK	GAMES	SCHEDULE	OF SCHEDULE	RPI	RPI	RPI	RPI
DIV. I ONLY	8- 9	183	7- 5	170	89	192	192	23	23	
DIV. I NON-CONF.	7- 8	178	6- 4	181	59	193	193	25	25	
TOTALS	RPI 1-25	RPI 26-50	W-L RECORDS	RPI 51-100	RPI 101-150	RPI 150+				
8- 9	0- 2	0- 2	OVERALL	0- 2	2- 1	6- 2				
6- 4	0- 1	0- 1	HOME	0- 0	2- 1	4- 1				
1- 4	0- 1	0- 1	AWAY	0- 1	0- 0	1- 1				
1- 1	0- 0	0- 0	NEUTRAL	0- 1	0- 0	1- 0				
7- 8	0- 2	0- 2	NON-CONFERENCE	0- 1	2- 1	5- 2				
5- 4	0- 1	0- 1	HOME	0- 0	2- 1	3- 1				
1- 3	0- 1	0- 1	AWAY	0- 0	0- 0	1- 1				
1- 1	0- 0	0- 0	NEUTRAL	0- 1	0- 0	1- 0				
1- 1	0- 0	0- 0	CONFERENCE	0- 1	0- 0	1- 0				
1- 0	0- 0	0- 0	HOME	0- 0	0- 0	1- 0				
0- 1	0- 0	0- 0	AWAY	0- 1	0- 0	0- 0				
0- 0	0- 0	0- 0	NEUTRAL	0- 0	0- 0	0- 0				

TCU

RPI 1-25				RPI 26-50				RPI 51-100				RPI 101+				Team's RPI: 192	
RPI	S	Opponent	Score	RPI	S	Opponent	Score	RPI	S	Opponent	Score	RPI	S	Opponent	Score		
10	H	Texas A&M	53 68	44	A	Oklahoma	54 82	83	N	Hartford	60 64	132	H	Sam Houston St.	60 49		
24	A	Georgia	60 83	50	H	North Carolina St.	79 85	96	A	San Diego St.	46 61	139	H	Lamar	73 59		
												145	H	Harvard	44 56		
												164	A	SMU	38 47		
												189	N	Fordham	48 47		
												193	H	Tex.-Pan American	54 56		
												202	H	Tulsa	60 43		
												233	H	UTSA	65 30		
												250	H	Colorado St.	79 71		
												305	A	Houston	80 35		
												322	H	Texas Southern	66 38		
LAST 12 Division I GAMES:																	
				322	H	Texas Southern	66 38	250	H	Colorado St.	79 71						
				44	A	Oklahoma	54 82	96	A	San Diego St.	46 61						
				202	H	Tulsa	60 43	145	H	Harvard	44 56						
				132	H	Sam Houston St.	60 49	193	H	Tex.-Pan American	54 56						
				10	H	Texas A&M	53 68	305	A	Houston	80 35						
				139	H	Lamar	73 59	189	N	Fordham	48 47						

Non-Div I Games:

TCU

Average RPI Win:	149	WON-LOST	WINNING	LAST 12	STRENGTH OF	OPP. STRENGTH	TEAM	ADJ.	CONF.	ADJ CONF.
Average RPI Loss:	49	RECORD	PCT. RANK	GAMES	SCHEDULE	OF SCHEDULE	RPI	RPI	RPI	RPI
DIV. I ONLY	8- 8	166	6- 6	22	13	64	64	9	9	
DIV. I NON-CONF.	6- 7	180	4- 5	52	4	83	83	9	9	
TOTALS	RPI 1-25	RPI 26-50	W-L RECORDS	RPI 51-100	RPI 101-150	RPI 150+				
8- 8	0- 5	1- 1	OVERALL	3- 1	1- 0	3- 1				
4- 3	0- 2	0- 1	HOME	2- 0	1- 0	1- 0				
4- 3	0- 2	1- 0	AWAY	1- 0	0- 0	2- 1				
0- 2	0- 1	0- 0	NEUTRAL	0- 1	0- 0	0- 0				
6- 7	0- 5	0- 0	NON-CONFERENCE	2- 1	1- 0	3- 1				
4- 2	0- 2	0- 0	HOME	2- 0	1- 0	1- 0				
2- 3	0- 2	0- 0	AWAY	0- 0	0- 0	2- 1				
0- 2	0- 1	0- 0	NEUTRAL	0- 1	0- 0	0- 0				
2- 1	0- 0	1- 1	CONFERENCE	1- 0	0- 0	0- 0				
0- 1	0- 0	0- 1	HOME	0- 0	0- 0	0- 0				
2- 0	0- 0	1- 0	AWAY	1- 0	0- 0	0- 0				
0- 0	0- 0	0- 0	NEUTRAL	0- 0	0- 0	0- 0				

RPI	S	Opponent	Score	RPI	S	Opponent	Score	RPI	S	Opponent	Score	RPI	S	Opponent	Score
9	A	Rutgers	50 71	36	A	Richmond	56 55	52	N	St. John's (NY)	53 59	116	H	Auburn	73 57
10	N	Texas A&M	59 71	46	H	St. Bonaventure	65 74	65	H	Miami (OH)	70 36	210	A	Northeastern	72 58
12	H	Duke	54 65					69	H	UCLA	59 53	232	A	Northern Ill.	52 58
13	A	Ohio St.	66 70					71	A	Dayton	61 57	304	A	Western Mich.	64 52
19	H	Villanova	47 56									317	H	Kent St.	68 33
LAST 12 Division I GAMES:															
12	H	Duke	54 65	71	A	Dayton	61 57	46	H	St. Bonaventure	65 74	36	A	Richmond	56 55
19	H	Villanova	47 56	304	A	Western Mich.	64 52	52	N	St. John's (NY)	53 59	10	N	Texas A&M	59 71
69	H	UCLA	59 53												
317	H	Kent St.	68 33												
116	H	Auburn	73 57												
9	A	Rutgers	50 71												

Non-Div I Games:

Temple

Tennessee

Through Games Of Sunday, January 15, 2012

Through Games of Sunday, January 13, 1913									
Average RPI Win: 66	WON-LOST	WINNING	LAST 12	STRENGTH OF	OPP. STRENGTH	TEAM	ADJ.	CONF.	ADJ CONF.
Average RPI Loss: 14	RECORD	PCT. RANK	GAMES	SCHEDULE	OF SCHEDULE	RPI	RPI	RPI	RPI
DIV. I ONLY	13- 4	41	10- 2	1	6	1	1	3	3
DIV. I NON-CONF.	9- 3	60	6- 1	1	1	1	1	5	5

TOTALS	RPI 1-25	RPI 26-50	W-L RECORDS	RPI 51-100	RPI 101-150	RPI 150+			
13- 4	4- 3	1- 1	OVERALL	5- 0	2- 0	1- 0			
8- 1	2- 1	1- 0	HOME	3- 0	1- 0	1- 0			
4- 3	1- 2	0- 1	AWAY	2- 0	1- 0	0- 0			
1- 0	1- 0	0- 0	NEUTRAL	0- 0	0- 0	0- 0			
9- 3	3- 2	0- 1	NON-CONFERENCE	4- 0	1- 0	1- 0			
6- 1	1- 1	0- 0	HOME	3- 0	1- 0	1- 0			
2- 2	1- 1	0- 1	AWAY	1- 0	0- 0	0- 0			
1- 0	1- 0	0- 0	NEUTRAL	0- 0	0- 0	0- 0			
4- 1	1- 1	1- 0	CONFERENCE	1- 0	1- 0	0- 0			
2- 0	1- 0	1- 0	HOME	0- 0	0- 0	0- 0			
2- 1	0- 1	0- 0	AWAY	1- 0	1- 0	0- 0			
0- 0	0- 0	0- 0	NEUTRAL	0- 0	0- 0	0- 0			

RPI	S	Opponent	Score	RPI	S	Opponent	Score	RPI	S	Opponent	Score	RPI	S	Opponent	Score
2	H	Baylor	67 76	34	H	Vanderbilt	87 64	55	H	Texas	73 57	113	H	Pepperdine	89 57
4	A	Stanford	80 97	37	A	Virginia	64 69	56	H	Middle Tenn.	82 43	116	A	Auburn	73 52
9	A	Rutgers	67 61					60	H	Chattanooga	90 47	216	H	Old Dominion	90 37
11	H	Miami (FL)	92 76					69	A	UCLA	85 64				
14	A	Kentucky	60 61					73	A	Arkansas	69 38				
20	N	DePaul	84 61												
24	H	Georgia	80 51												
LAST 12 Division I GAMES:															
60	H	Chattanooga	90 47	34	H	Vanderbilt	87 64								
116	A	Auburn	73 52	14	A	Kentucky	60 61								
216	H	Old Dominion	90 37	73	A	Arkansas	69 38								
4	A	Stanford	80 97	24	H	Georgia	80 51								
69	A	UCLA	85 64	20	N	DePaul	84 61								
9	A	Rutgers	67 61	55	H	Texas	73 57								

Non-Div I Games:

Tennessee

■ Loss,
 ■ Non-Conf, S Site,
 ■ Home
 ■ Away
 N Neutral

Tennessee St.

Through Games Of Sunday, January 15, 2012

Average RPI Win:	262	WON-LOST	WINNING	LAST 12	STRENGTH OF	OPP. STRENGTH	TEAM	ADJ.	CONF.	ADJ CONF.
Average RPI Loss:	187	RECORD	PCT. RANK	GAMES	SCHEDULE	OF SCHEDULE	RPI	RPI	RPI	RPI
DIV. I ONLY	5- 12	264	4- 8	184	340	280	280	31	31	
DIV. I NON-CONF.	3- 8	268	2- 4	80	340	238	238	30	30	
TOTALS	RPI 1-25	RPI 26-50	W-L RECORDS	RPI 51-100	RPI 101-150	RPI 150+				
5- 12	0- 1	0- 0	OVERALL	0- 2	1- 2	4- 7				
3- 4	0- 0	0- 0	HOME	0- 0	1- 1	2- 3				
1- 7	0- 1	0- 0	AWAY	0- 1	0- 1	1- 4				
1- 1	0- 0	0- 0	NEUTRAL	0- 1	0- 0	1- 0				
3- 8	0- 1	0- 0	NON-CONFERENCE	0- 2	1- 1	2- 4				
2- 2	0- 0	0- 0	HOME	0- 0	1- 0	1- 2				
0- 5	0- 1	0- 0	AWAY	0- 1	0- 1	0- 2				
1- 1	0- 0	0- 0	NEUTRAL	0- 1	0- 0	1- 0				
2- 4	0- 0	0- 0	CONFERENCE	0- 0	0- 1	2- 3				
1- 2	0- 0	0- 0	HOME	0- 0	0- 1	1- 1				
1- 2	0- 0	0- 0	AWAY	0- 0	0- 0	1- 2				
0- 0	0- 0	0- 0	NEUTRAL	0- 0	0- 0	0- 0				

RPI 1-25				RPI 26-50				RPI 51-100				RPI 101+ Team's RPI: 280			
RPI	S	Opponent	Score	RPI	S	Opponent	Score	RPI	S	Opponent	Score	RPI	S	Opponent	Score
13	A	Ohio St.	51 78					56	A	Middle Tenn.	53 94	119	A	Memphis	64 88
								74	N	Fresno St.	66 83	147	H	UT Martin	105 114
												148	H	South Ala.	74 69
												162	H	Florida A&M	75 90
												177	H	SIU Edwardsville	50 60
												214	N	Cal St. Fullerton	61 48
												276	H	Austin Peay	95 81
												283	A	Cleveland St.	56 74
												286	A	Eastern Ky.	59 79
												296	A	Tennessee Tech	71 80
												303	H	Southern Ill.	68 89
												323	A	Jackson St.	43 67
												335	H	Lipscomb	80 54
												337	A	Jacksonville St.	67 57
LAST 12 Division I GAMES:															
286	A	Eastern Ky.	59 79	177	H	SIU Edwardsville	50 60								
276	H	Austin Peay	95 81	296	A	Tennessee Tech	71 80								
162	H	Florida A&M	75 90	337	A	Jacksonville St.	67 57								
56	A	Middle Tenn.	53 94	147	H	UT Martin	105 114								
323	A	Jackson St.	43 67	119	A	Memphis	64 88								
148	H	South Ala.	74 69	214	N	Cal St. Fullerton	61 48								

Non-Div I Games: Cumberland (TN) 78 48

Tennessee St.

■ Loss,
 ■ Non-Conf,
 ■ S Site,
 ■ Home
 ■ A Away
 N Neutral

Tennessee Tech

Through Games Of Sunday, January 15, 2012

Average RPI Win:	258	WON-LOST	WINNING	LAST 12	STRENGTH OF	OPP. STRENGTH	TEAM	ADJ.	CONF.	ADJ CONF.
Average RPI Loss:	183	RECORD	PCT. RANK	GAMES	SCHEDULE	OF SCHEDULE	RPI	RPI	RPI	RPI
DIV. I ONLY	5- 12	264	4- 8	277	268	296	296	31	31	
DIV. I NON-CONF.	3- 9	274	2- 5	262	220	289	289	30	30	
TOTALS	RPI 1-25	RPI 26-50	W-L RECORDS	RPI 51-100	RPI 101-150	RPI 150+				
5- 12	0- 0	0- 0	OVERALL	0- 3	0- 2	5- 7				
3- 4	0- 0	0- 0	HOME	0- 1	0- 0	3- 3				
2- 8	0- 0	0- 0	AWAY	0- 2	0- 2	2- 4				
0- 0	0- 0	0- 0	NEUTRAL	0- 0	0- 0	0- 0				
3- 9	0- 0	0- 0	NON-CONFERENCE	0- 3	0- 1	3- 5				
1- 4	0- 0	0- 0	HOME	0- 1	0- 0	1- 3				
2- 5	0- 0	0- 0	AWAY	0- 2	0- 1	2- 2				
0- 0	0- 0	0- 0	NEUTRAL	0- 0	0- 0	0- 0				
2- 3	0- 0	0- 0	CONFERENCE	0- 0	0- 1	2- 2				
2- 0	0- 0	0- 0	HOME	0- 0	0- 0	2- 0				
0- 3	0- 0	0- 0	AWAY	0- 0	0- 1	0- 2				
0- 0	0- 0	0- 0	NEUTRAL	0- 0	0- 0	0- 0				

RPI	S	Opponent	Score	RPI	S	Opponent	Score	RPI	S	Opponent	Score	RPI	S	Opponent	Score	Team's RPI: 296
56	A	Middle Tenn.	55	74	147	A	UT Martin	61	83	150	A	Samford	55	61		
69	A	UCLA	52	74	175	H	Marshall	68	73	177	A	SIU Edwardsville	54	62		
77	H	LIU Brooklyn	60	62	207	H	Western Ky.	69	59	208	A	Alabama A&M	35	61		
					221	A	Louisiana Tech	64	82	252	H	Western Caro.	58	61		
					258	A	East Tenn. St.	87	76	268	A	La.-Monroe	68	64		
					275	H	Morehead St.	68	50	280	H	Tennessee St.	80	71		
					327	A	Murray St.	72	76	335	H	Lipscomb	61	66		
LAST 12 Division I GAMES:																
147	A	UT Martin	61	83	327	A	Murray St.	72	76							
175	H	Marshall	68	73	280	H	Tennessee St.	80	71							
221	A	Louisiana Tech	64	82	275	H	Morehead St.	68	50							
268	A	La.-Monroe	68	64	177	A	SIU Edwardsville	54	62							
150	A	Samford	55	61	335	H	Lipscomb	61	66							
207	H	Western Ky.	69	59	208	A	Alabama A&M	35	61							

Non-Div I Games: Tenn. Wesleyan 66 52

Tennessee Tech

Loss, Non-Conf, S Site, H Home A Away N Neutral

Average RPI Win:	287	WON-LOST	WINNING	LAST 12	STRENGTH OF	OPP. STRENGTH	TEAM	ADJ.	CONF.	ADJ CONF.
Average RPI Loss:	108	RECORD	PCT. RANK	GAMES	SCHEDULE	OF SCHEDULE	RPI	RPI	RPI	RPI
DIV. I ONLY	4- 11	281	4- 6	61	266	193	193	33	33	
DIV. I NON-CONF.	4- 11	273	4- 6	57	274	196	196	33	33	
TOTALS	RPI 1-25	RPI 26-50	W-L RECORDS	RPI 51-100	RPI 101-150	RPI 150+				
4- 11	0- 1	0- 2	OVERALL	0- 3	0- 2	4- 3				
2- 2	0- 0	0- 0	HOME	0- 0	0- 0	2- 2				
2- 6	0- 1	0- 2	AWAY	0- 1	0- 1	2- 1				
0- 3	0- 0	0- 0	NEUTRAL	0- 2	0- 1	0- 0				
4- 11	0- 1	0- 2	NON-CONFERENCE	0- 3	0- 2	4- 3				
2- 2	0- 0	0- 0	HOME	0- 0	0- 0	2- 2				
2- 6	0- 1	0- 2	AWAY	0- 1	0- 1	2- 1				
0- 3	0- 0	0- 0	NEUTRAL	0- 2	0- 1	0- 0				
0- 0	0- 0	0- 0	CONFERENCE	0- 0	0- 0	0- 0				
0- 0	0- 0	0- 0	HOME	0- 0	0- 0	0- 0				
0- 0	0- 0	0- 0	AWAY	0- 0	0- 0	0- 0				
0- 0	0- 0	0- 0	NEUTRAL	0- 0	0- 0	0- 0				

RPI 1-25				RPI 26-50				RPI 51-100				RPI 101+ Team's RPI: 193			
RPI	S	Opponent	Score	RPI	S	Opponent	Score	RPI	S	Opponent	Score	RPI	S	Opponent	Score
11	A	Miami (FL)	37 83	33	A	Oklahoma St.	35 74	70	A	UTEP	51 62	109	N	Colorado	49 67
				38	A	Nebraska	27 65	87	N	McNeese St.	46 67	132	A	Sam Houston St.	56 64
								97	N	Yale	57 59	157	H	Stephen F. Austin	58 69
												192	A	TCU	56 54
												217	H	Texas St.	61 66
												233	A	UTSA	54 68
												318	A	A&M-Corpus Christi	58 56
												318	H	A&M-Corpus Christi	69 52
												320	H	Texas-Arlington	72 65
LAST 12 Division I GAMES:															
33	A	Oklahoma St.	35 74	192	A	TCU	56 54								
157	H	Stephen F. Austin	58 69	320	H	Texas-Arlington	72 65								
318	H	A&M-Corpus Christi	69 52	233	A	UTSA	54 68								
38	A	Nebraska	27 65	109	N	Colorado	49 67								
132	A	Sam Houston St.	56 64	97	N	Yale	57 59								
318	A	A&M-Corpus Christi	58 56	87	N	McNeese St.	46 67								

Non-Div I Games: Paul Quinn 72 43 Huston-Tillotson 94 51 Our Lady Of The Lak73 66

Tex.-Pan American

Loss, Non-Conf, S Site, H Home A Away N Neutral

Average RPI Win:	177	WON-LOST	WINNING	LAST 12	STRENGTH OF	OPP. STRENGTH	TEAM	ADJ.	CONF.	ADJ CONF.
Average RPI Loss:	13	RECORD	PCT. RANK	GAMES	SCHEDULE	OF SCHEDULE	RPI	RPI	RPI	RPI
DIV. I ONLY	11- 5	69	8- 4	55	11	55	55	1	1	
DIV. I NON-CONF.	10- 2	32	7- 1	200	21	114	114	1	1	
TOTALS	RPI 1-25	RPI 26-50	W-L RECORDS	RPI 51-100	RPI 101-150	RPI 150+				
11- 5	1- 3	2- 2	OVERALL	1- 0	0- 0	7- 0				
7- 3	0- 2	0- 1	HOME	1- 0	0- 0	6- 0				
2- 2	1- 1	0- 1	AWAY	0- 0	0- 0	1- 0				
2- 0	0- 0	2- 0	NEUTRAL	0- 0	0- 0	0- 0				
10- 2	0- 2	2- 0	NON-CONFERENCE	1- 0	0- 0	7- 0				
7- 1	0- 1	0- 0	HOME	1- 0	0- 0	6- 0				
1- 1	0- 1	0- 0	AWAY	0- 0	0- 0	1- 0				
2- 0	0- 0	2- 0	NEUTRAL	0- 0	0- 0	0- 0				
1- 3	1- 1	0- 2	CONFERENCE	0- 0	0- 0	0- 0				
0- 2	0- 1	0- 1	HOME	0- 0	0- 0	0- 0				
1- 1	1- 0	0- 1	AWAY	0- 0	0- 0	0- 0				
0- 0	0- 0	0- 0	NEUTRAL	0- 0	0- 0	0- 0				

RPI	S	Opponent	Score	RPI	S	Opponent	Score	RPI	S	Opponent	Score	RPI	S	Opponent	Score
1	A	Tennessee	57 73	27	H	Kansas	67 72	76	H	Michigan St.	61 53	156	H	North Texas	71 62
2	H	Baylor	59 77	31	N	California	61 60					222	H	Grambling	91 38
4	H	Stanford	59 72	33	A	Oklahoma St.	51 70					226	A	Hawaii	71 50
10	A	Texas A&M	76 71	37	N	Virginia	79 53					261	H	Ark.-Pine Bluff	79 40
												265	H	Alcorn St.	74 42
												331	H	Delaware St.	89 35
												332	H	Southeastern La.	73 65
LAST 12 Division I GAMES:															
331	H	Delaware St.	89 35	2	H	Baylor	59 77								
222	H	Grambling	91 38	10	A	Texas A&M	76 71								
156	H	North Texas	71 62	33	A	Oklahoma St.	51 70								
261	H	Ark.-Pine Bluff	79 40	27	H	Kansas	67 72								
76	H	Michigan St.	61 53	226	A	Hawaii	71 50								
1	A	Tennessee	57 73	31	N	California	61 60								

Non-Div I Games:

Texas

Average RPI Win:	92	WON-LOST	WINNING	LAST 12	STRENGTH OF	OPP. STRENGTH	TEAM	ADJ.	CONF.	ADJ CONF.
Average RPI Loss:	22	RECORD	PCT. RANK	GAMES	SCHEDULE	OF SCHEDULE	RPI	RPI	RPI	RPI
DIV. I ONLY	11- 4	56	8- 4	5	3	10	10	1	1	
DIV. I NON-CONF.	9- 2	38	6- 2	7	8	11	11	1	1	
TOTALS	RPI 1-25	RPI 26-50	W-L RECORDS	RPI 51-100	RPI 101-150	RPI 150+				
11- 4	2- 3	1- 0	OVERALL	4- 1	2- 0	2- 0				
6- 1	2- 0	1- 0	HOME	1- 1	2- 0	0- 0				
3- 3	0- 3	0- 0	AWAY	1- 0	0- 0	2- 0				
2- 0	0- 0	0- 0	NEUTRAL	2- 0	0- 0	0- 0				
9- 2	2- 2	0- 0	NON-CONFERENCE	3- 0	2- 0	2- 0				
5- 0	2- 0	0- 0	HOME	1- 0	2- 0	0- 0				
2- 2	0- 2	0- 0	AWAY	0- 0	0- 0	2- 0				
2- 0	0- 0	0- 0	NEUTRAL	2- 0	0- 0	0- 0				
2- 2	0- 1	1- 0	CONFERENCE	1- 1	0- 0	0- 0				
1- 1	0- 0	1- 0	HOME	0- 1	0- 0	0- 0				
1- 1	0- 1	0- 0	AWAY	1- 0	0- 0	0- 0				
0- 0	0- 0	0- 0	NEUTRAL	0- 0	0- 0	0- 0				

RPI 1-25				Team's RPI: 10		RPI 26-50				RPI 51-100				RPI 101+					
RPI	S	Opponent	Score		RPI	S	Opponent	Score		RPI	S	Opponent	Score		RPI	S	Opponent	Score	
5	A	Connecticut	51	81	44	H	Oklahoma	75	58	55	H	Texas	71	76	114	H	Mississippi St.	93	47
6	A	Kansas St.	69	71						63	N	Iowa	74	58	139	H	Lamar	83	58
17	H	Southern California	71	70						64	N	Temple	71	59	174	A	UALR	83	54
21	A	Purdue	51	60						87	H	McNeese St.	72	62	192	A	TCU	68	53
25	H	Louisville	76	58						92	A	Iowa St.	59	33					
LAST 12 Division I GAMES:																			
87	H	McNeese St.	72	62	92	A	Iowa St.	59	33										
17	H	Southern California	71	70	55	H	Texas	71	76										
192	A	TCU	68	53	44	H	Oklahoma	75	58										
5	A	Connecticut	51	81	6	A	Kansas St.	69	71										
21	A	Purdue	51	60	64	N	Temple	71	59										
63	N	Iowa	74	58	114	H	Mississippi St.	93	47										

Non-Div I Games:

Texas A&M

Texas Southern

Through Games Of Sunday, January 15, 2012

Average RPI Win:	270	WON-LOST	WINNING	LAST 12	STRENGTH OF	OPP. STRENGTH	TEAM	ADJ.	CONF.	ADJ CONF.
Average RPI Loss:	197	RECORD	PCT. RANK	GAMES	SCHEDULE	OF SCHEDULE	RPI	RPI	RPI	RPI
DIV. I ONLY	2- 12	319	2- 10	261	300	322	322	32	32	
DIV. I NON-CONF.	1- 9	321	1- 7	130	277	294	294	22	22	
TOTALS	RPI 1-25	RPI 26-50	W-L RECORDS	RPI 51-100	RPI 101-150	RPI 150+				
2- 12	0- 1	0- 0	OVERALL	0- 2	0- 1	2- 8				
0- 7	0- 0	0- 0	HOME	0- 1	0- 0	0- 6				
1- 4	0- 1	0- 0	AWAY	0- 1	0- 1	1- 1				
1- 1	0- 0	0- 0	NEUTRAL	0- 0	0- 0	1- 1				
1- 9	0- 1	0- 0	NON-CONFERENCE	0- 2	0- 1	1- 5				
0- 4	0- 0	0- 0	HOME	0- 1	0- 0	0- 3				
0- 4	0- 1	0- 0	AWAY	0- 1	0- 1	0- 1				
1- 1	0- 0	0- 0	NEUTRAL	0- 0	0- 0	1- 1				
1- 3	0- 0	0- 0	CONFERENCE	0- 0	0- 0	1- 3				
0- 3	0- 0	0- 0	HOME	0- 0	0- 0	0- 3				
1- 0	0- 0	0- 0	AWAY	0- 0	0- 0	1- 0				
0- 0	0- 0	0- 0	NEUTRAL	0- 0	0- 0	0- 0				

RPI 1-25				RPI 26-50				RPI 51-100				RPI 101+ Team's RPI: 322			
RPI	S	Opponent	Score	RPI	S	Opponent	Score	RPI	S	Opponent	Score	RPI	S	Opponent	Score
2	A	Baylor	39 91					73	A	Arkansas	41 86	142	A	Utah	33 75
								87	H	McNeese St.	37 70	192	A	TCU	38 66
												222	A	Grambling	54 51
												235	N	Vermont	60 72
												240	H	Southern U.	39 49
												254	H	Nicholls St.	48 69
												262	H	Norfolk St.	58 80
												265	H	Alcorn St.	48 51
												299	H	Air Force	54 64
												309	H	Prairie View	43 64
												318	N	A&M-Corpus Christi	63 54
LAST 12 Division I GAMES:															
192	A	TCU	38 66	222	A	Grambling	54 51								
73	A	Arkansas	41 86	309	H	Prairie View	43 64								
142	A	Utah	33 75	240	H	Southern U.	39 49								
87	H	McNeese St.	37 70	265	H	Alcorn St.	48 51								
254	H	Nicholls St.	48 69	235	N	Vermont	60 72								
2	A	Baylor	39 91	318	N	A&M-Corpus Christi	63 54								

Non-Div I Games:

Texas Southern

 Loss,
 Non-Conf,
 S Site,
 Home
 Away
 N Neutral

Average RPI Win:	281	WON-LOST	WINNING	LAST 12	STRENGTH OF	OPP. STRENGTH	TEAM	ADJ.	CONF.	ADJ CONF.
Average RPI Loss:	147	RECORD	PCT. RANK	GAMES	SCHEDULE	OF SCHEDULE	RPI	RPI	RPI	RPI
DIV. I ONLY	5- 6	197	4- 6	272	303	217	217	24	24	
DIV. I NON-CONF.	4- 5	200	3- 5	260	313	212	212	26	26	
TOTALS	RPI 1-25	RPI 26-50	W-L RECORDS	RPI 51-100	RPI 101-150	RPI 150+				
5- 6	0- 0	0- 1	OVERALL	0- 2	0- 0	5- 3				
2- 2	0- 0	0- 0	HOME	0- 0	0- 0	2- 2				
3- 4	0- 0	0- 1	AWAY	0- 2	0- 0	3- 1				
0- 0	0- 0	0- 0	NEUTRAL	0- 0	0- 0	0- 0				
4- 5	0- 0	0- 1	NON-CONFERENCE	0- 1	0- 0	4- 3				
1- 2	0- 0	0- 0	HOME	0- 0	0- 0	1- 2				
3- 3	0- 0	0- 1	AWAY	0- 1	0- 0	3- 1				
0- 0	0- 0	0- 0	NEUTRAL	0- 0	0- 0	0- 0				
1- 1	0- 0	0- 0	CONFERENCE	0- 1	0- 0	1- 0				
1- 0	0- 0	0- 0	HOME	0- 0	0- 0	1- 0				
0- 1	0- 0	0- 0	AWAY	0- 1	0- 0	0- 0				
0- 0	0- 0	0- 0	NEUTRAL	0- 0	0- 0	0- 0				

RPI 1-25				RPI 26-50				RPI 51-100				RPI 101+				Team's RPI: 217	
RPI	S	Opponent	Score	RPI	S	Opponent	Score	RPI	S	Opponent	Score	RPI	S	Opponent	Score		
				39	A	Texas Tech	40 85	70	A	UTEP	58 81	156	H	North Texas	43 61		
								87	A	McNeese St.	41 72	193	A	Tex.-Pan American	66 61		
												229	A	Rice	66 73		
												249	A	Kennesaw St.	72 70		
												293	A	Belmont	71 66		
												299	H	Air Force	69 77		
												328	H	Northwestern St.	70 68		
												340	H	Houston Baptist	86 61		
LAST 12 Division I GAMES:																	
				293	A	Belmont	71 66	87	A	McNeese St.	41 72						
				249	A	Kennesaw St.	72 70	328	H	Northwestern St.	70 68						
				229	A	Rice	66 73	70	A	UTEP	58 81						
				39	A	Texas Tech	40 85	340	H	Houston Baptist	86 61						
				156	H	North Texas	43 61	193	A	Tex.-Pan American	66 61						
				299	H	Air Force	69 77										

Non-Div I Games: St. Thomas (TX) 92 50 Concordia (TX) 63 50 Texas Lutheran 85 28 Huston-Tillotson 102 69
Texas St.

Average RPI Win:	175	WON-LOST	WINNING	LAST 12	STRENGTH OF	OPP. STRENGTH	TEAM	ADJ.	CONF.	ADJ CONF.
Average RPI Loss:	25	RECORD	PCT. RANK	GAMES	SCHEDULE	OF SCHEDULE	RPI	RPI	RPI	RPI
DIV. I ONLY	14- 2	14	10- 2	142	44	39	39	1	1	
DIV. I NON-CONF.	12- 0	1	8- 0	286	106	79	79	1	1	
TOTALS	RPI 1-25	RPI 26-50	W-L RECORDS	RPI 51-100	RPI 101-150	RPI 150+				
14- 2	0- 1	2- 1	OVERALL	2- 0	3- 0	7- 0				
9- 1	0- 1	2- 0	HOME	0- 0	2- 0	5- 0				
3- 1	0- 0	0- 1	AWAY	2- 0	0- 0	1- 0				
2- 0	0- 0	0- 0	NEUTRAL	0- 0	1- 0	1- 0				
12- 0	0- 0	1- 0	NON-CONFERENCE	1- 0	3- 0	7- 0				
8- 0	0- 0	1- 0	HOME	0- 0	2- 0	5- 0				
2- 0	0- 0	0- 0	AWAY	1- 0	0- 0	1- 0				
2- 0	0- 0	0- 0	NEUTRAL	0- 0	1- 0	1- 0				
2- 2	0- 1	1- 1	CONFERENCE	1- 0	0- 0	0- 0				
1- 1	0- 1	1- 0	HOME	0- 0	0- 0	0- 0				
1- 1	0- 0	0- 1	AWAY	1- 0	0- 0	0- 0				
0- 0	0- 0	0- 0	NEUTRAL	0- 0	0- 0	0- 0				

RPI 1-25				RPI 26-50				Team's RPI: 39		RPI 51-100				RPI 101+			
RPI	S	Opponent	Score	RPI	S	Opponent	Score	RPI	S	Opponent	Score	RPI	S	Opponent	Score		
6	H	Kansas St.	61 62	28	H	Penn St.	70 66	61	A	Missouri	69 63	104	N	Illinois	70 64		
				33	H	Oklahoma St.	58 53	90	A	San Diego	58 57	108	H	Central Ark.	76 43		
				44	A	Oklahoma	68 71					126	H	UMKC	94 67		
												207	H	Western Ky.	75 38		
												217	H	Texas St.	85 40		
												268	H	La.-Monroe	94 54		
												287	H	New Mexico	69 43		
												300	N	CSU Bakersfield	81 63		
												305	A	Houston	88 58		
												320	H	Texas-Arlington	88 48		
LAST 12 Division I GAMES:																	
300	N	CSU Bakersfield	81 63	6	H	Kansas St.	61 62	44	A	Oklahoma	68 71	61	A	Missouri	69 63		
207	H	Western Ky.	75 38	33	H	Oklahoma St.	58 53	90	A	San Diego	58 57	268	H	La.-Monroe	94 54		
104	N	Illinois	70 64	28	H	Penn St.	70 66										
320	H	Texas-Arlington	88 48	44	A	Oklahoma	68 71										
28	H	Penn St.	70 66														
217	H	Texas St.	85 40														

Non-Div I Games:

Texas Tech

■ Loss,
■ Non-Conf, S Site,
■ Home
■ Away
N Neutral

Texas-Arlington

Through Games Of Sunday, January 15, 2012

Average RPI Win:	340	WON-LOST	WINNING	LAST 12	STRENGTH OF	OPP. STRENGTH	TEAM	ADJ.	CONF.	ADJ CONF.
Average RPI Loss:	149	RECORD	PCT. RANK	GAMES	SCHEDULE	OF SCHEDULE	RPI	RPI	RPI	RPI
DIV. I ONLY	1- 12	334	1- 10	157	261	320	320	24	24	
DIV. I NON-CONF.	1- 9	321	1- 7	125	240	311	311	26	26	
TOTALS	RPI 1-25	RPI 26-50	W-L RECORDS	RPI 51-100	RPI 101-150	RPI 150+				
1- 12	0- 0	0- 1	OVERALL	0- 3	0- 3	1- 5				
1- 4	0- 0	0- 0	HOME	0- 1	0- 1	1- 2				
0- 6	0- 0	0- 1	AWAY	0- 1	0- 2	0- 2				
0- 2	0- 0	0- 0	NEUTRAL	0- 1	0- 0	0- 1				
1- 9	0- 0	0- 1	NON-CONFERENCE	0- 3	0- 1	1- 4				
1- 3	0- 0	0- 0	HOME	0- 1	0- 0	1- 2				
0- 4	0- 0	0- 1	AWAY	0- 1	0- 1	0- 1				
0- 2	0- 0	0- 0	NEUTRAL	0- 1	0- 0	0- 1				
0- 3	0- 0	0- 0	CONFERENCE	0- 0	0- 2	0- 1				
0- 1	0- 0	0- 0	HOME	0- 0	0- 1	0- 0				
0- 2	0- 0	0- 0	AWAY	0- 0	0- 1	0- 1				
0- 0	0- 0	0- 0	NEUTRAL	0- 0	0- 0	0- 0				

RPI 1-25				RPI 26-50				RPI 51-100				RPI 101+				Team's RPI: 320	
RPI	S	Opponent	Score	RPI	S	Opponent	Score	RPI	S	Opponent	Score	RPI	S	Opponent	Score		
				39	A	Texas Tech	48 88	67	N	Wichita St.	64 90	119	A	Memphis	60 77		
								73	A	Arkansas	34 57	132	A	Sam Houston St.	41 58		
								74	H	Fresno St.	48 78	139	H	Lamar	52 68		
												156	H	North Texas	47 66		
												193	A	Tex.-Pan American	65 72		
												234	H	George Washington	41 63		
												254	A	Nicholls St.	59 78		
												304	N	Western Mich.	63 67		
												340	H	Houston Baptist	78 61		
LAST 12 Division I GAMES:																	
				193	A	Tex.-Pan American	65 72	139	H	Lamar	52 68						
				304	N	Western Mich.	63 67	132	A	Sam Houston St.	41 58						
				67	N	Wichita St.	64 90	254	A	Nicholls St.	59 78						
				39	A	Texas Tech	48 88	74	H	Fresno St.	48 78						
				119	A	Memphis	60 77	340	H	Houston Baptist	78 61						
				73	A	Arkansas	34 57	234	H	George Washington	41 63						

Non-Div I Games: McMurry 52 41

Texas-Arlington

■ Loss,
 ■ Non-Conf,
 ■ S Site,
 ■ H Home
 ■ A Away
 N Neutral

T
o
l
e
d
o

Toledo				Through Games Of Sunday, January 15, 2012						
Average RPI Win:	162	WON-LOST	WINNING	LAST 12	STRENGTH OF	OPP. STRENGTH	TEAM	ADJ.	CONF.	ADJ CONF.
Average RPI Loss:	137	RECORD	PCT. RANK	GAMES	SCHEDULE	OF SCHEDULE	RPI	RPI	RPI	RPI
DIV. I ONLY		9- 7	133	6- 6	97	127	117	117	14	14
DIV. I NON-CONF.		7- 5	122	4- 4	64	93	95	95	16	16

TOTALS	RPI 1-25	RPI 26-50		W-L RECORDS		RPI 51-100		RPI 101-150		RPI 150+
9- 7	0- 2	1- 0		OVERALL		1- 2		2- 0		5- 3
6- 3	0- 1	0- 0		HOME		1- 2		2- 0		3- 0
3- 4	0- 1	1- 0		AWAY		0- 0		0- 0		2- 3
0- 0	0- 0	0- 0		NEUTRAL		0- 0		0- 0		0- 0
7- 5	0- 2	1- 0		NON-CONFERENCE		1- 1		1- 0		4- 2
5- 2	0- 1	0- 0		HOME		1- 1		1- 0		3- 0
2- 3	0- 1	1- 0		AWAY		0- 0		0- 0		1- 2
0- 0	0- 0	0- 0		NEUTRAL		0- 0		0- 0		0- 0
2- 2	0- 0	0- 0		CONFERENCE		0- 1		1- 0		1- 1
1- 1	0- 0	0- 0		HOME		0- 1		1- 0		0- 0
1- 1	0- 0	0- 0		AWAY		0- 0		0- 0		1- 1
0- 0	0- 0	0- 0		NEUTRAL		0- 0		0- 0		0- 0

RPI 1-25				RPI 26-50				RPI 51-100				RPI 101+ Team's RPI: 117			
RPI	S	Opponent	Score	RPI	S	Opponent	Score	RPI	S	Opponent	Score	RPI	S	Opponent	Score
15	A	Green Bay	68 84	47	A	Northwestern	75 56	62	H	Marquette	60 69	101	H	Albany (NY)	53 39
15	H	Green Bay	65 72					71	H	Dayton	61 51	107	H	Central Mich.	58 53
								100	H	Eastern Mich.	66 70	170	H	Iona	54 42
												198	A	Indiana	69 58
												219	A	Milwaukee	57 60
												232	A	Northern Ill.	49 47
												245	A	Arkansas St.	56 64
												250	H	Colorado St.	58 51
												283	H	Cleveland St.	81 42
												304	A	Western Mich.	67 70
LAST 12 Division I GAMES:															
47	A	Northwestern	75 56	232	A	Northern Ill.	49 47								
219	A	Milwaukee	57 60	100	H	Eastern Mich.	66 70								
283	H	Cleveland St.	81 42	107	H	Central Mich.	58 53								
15	H	Green Bay	65 72	304	A	Western Mich.	67 70								
250	H	Colorado St.	58 51	62	H	Marquette	60 69								
170	H	Iona	54 42	245	A	Arkansas St.	56 64								

Non-Div I Games:

Toledo

T
o
l
e
d
o

Average RPI Win: 183		WON-LOST	WINNING	LAST 12	STRENGTH OF		OPP. STRENGTH	TEAM	ADJ.	CONF.	ADJ CONF.
Average RPI Loss: 22		RECORD	PCT. RANK	GAMES	SCHEDULE		OF SCHEDULE	RPI	RPI	RPI	RPI
DIV. I ONLY		11- 5	69	8- 4	87		33	42	42	7	7
DIV. I NON-CONF.		9- 2	38	6- 1	208		61	74	74	7	7
TOTALS		RPI 1-25	RPI 26-50		W-L RECORDS		RPI 51-100	RPI 101-150		RPI 150+	
11- 5	0- 3	1- 1		OVERALL		0- 1	3- 0		7- 0		
7- 0	0- 0	1- 0		HOME		0- 0	2- 0		4- 0		
4- 5	0- 3	0- 1		AWAY		0- 1	1- 0		3- 0		
0- 0	0- 0	0- 0		NEUTRAL		0- 0	0- 0		0- 0		
9- 2	0- 2	0- 0		NON-CONFERENCE		0- 0	2- 0		7- 0		
5- 0	0- 0	0- 0		HOME		0- 0	1- 0		4- 0		
4- 2	0- 2	0- 0		AWAY		0- 0	1- 0		3- 0		
0- 0	0- 0	0- 0		NEUTRAL		0- 0	0- 0		0- 0		
2- 3	0- 1	1- 1		CONFERENCE		0- 1	1- 0		0- 0		
2- 0	0- 0	1- 0		HOME		0- 0	1- 0		0- 0		
0- 3	0- 1	0- 1		AWAY		0- 1	0- 0		0- 0		
0- 0	0- 0	0- 0		NEUTRAL		0- 0	0- 0		0- 0		

RPI 1-25				RPI 26-50				Team's RPI: 42	RPI 51-100				RPI 101+			
RPI	S	Opponent	Score	RPI	S	Opponent	Score		RPI	S	Opponent	Score	RPI	S	Opponent	Score
5	A	Connecticut	31 92	32	A	James Madison	57 67		59	A	Drexel	38 66	124	A	Coppin St.	61 59
7	A	Maryland	46 82	32	H	James Madison	65 58						143	H	UMBC	56 45
8	A	Delaware	51 74										146	H	William & Mary	77 75
													178	A	Saint Francis (PA)	59 53
													194	H	Canisius	64 50
													205	H	Md.-East. Shore	58 45
													207	A	Western Ky.	67 62
													211	H	Mt. St. Mary's	71 70
													238	H	Loyola Maryland	56 54
													331	A	Delaware St.	70 59
LAST 12 Division I GAMES:																
331	A	Delaware St.	70 59	32	A	James Madison	57 67									
205	H	Md.-East. Shore	58 45	146	H	William & Mary	77 75									
178	A	Saint Francis (PA)	59 53	59	A	Drexel	38 66									
124	A	Coppin St.	61 59	8	A	Delaware	51 74									
32	H	James Madison	65 58	238	H	Loyola Maryland	56 54									
5	A	Connecticut	31 92	143	H	UMBC	56 45									

Non-Div I Games:

Towson

Average RPI Win:	297	WON-LOST	WINNING	LAST 12	STRENGTH OF	OPP. STRENGTH	TEAM	ADJ.	CONF.	ADJ CONF.
Average RPI Loss:	207	RECORD	PCT. RANK	GAMES	SCHEDULE	OF SCHEDULE	RPI	RPI	RPI	RPI
DIV. I ONLY	1- 14	336	1- 11	314	290	338	338	21	21	
DIV. I NON-CONF.	1- 9	321	1- 6	335	330	342	342	20	20	
TOTALS	RPI 1-25	RPI 26-50	W-L RECORDS	RPI 51-100	RPI 101-150	RPI 150+				
1- 14	0- 0	0- 0	OVERALL	0- 1	0- 3	1- 10				
0- 5	0- 0	0- 0	HOME	0- 1	0- 1	0- 3				
1- 8	0- 0	0- 0	AWAY	0- 0	0- 2	1- 6				
0- 1	0- 0	0- 0	NEUTRAL	0- 0	0- 0	0- 1				
1- 9	0- 0	0- 0	NON-CONFERENCE	0- 0	0- 1	1- 8				
0- 3	0- 0	0- 0	HOME	0- 0	0- 0	0- 3				
1- 5	0- 0	0- 0	AWAY	0- 0	0- 1	1- 4				
0- 1	0- 0	0- 0	NEUTRAL	0- 0	0- 0	0- 1				
0- 5	0- 0	0- 0	CONFERENCE	0- 1	0- 2	0- 2				
0- 2	0- 0	0- 0	HOME	0- 1	0- 1	0- 0				
0- 3	0- 0	0- 0	AWAY	0- 0	0- 1	0- 2				
0- 0	0- 0	0- 0	NEUTRAL	0- 0	0- 0	0- 0				

RPI 1-25				RPI 26-50				RPI 51-100				RPI 101+				Team's RPI: 338	
RPI	S	Opponent	Score	RPI	S	Opponent	Score	RPI	S	Opponent	Score	RPI	S	Opponent	Score		
								56	H	Middle Tenn.	66	72	116	A	Auburn	47	74
													148	H	South Ala.	46	53
													149	A	Denver	51	73
													156	A	North Texas	36	57
													168	A	Furman	57	75
													169	H	American	45	55
													207	A	Western Ky.	38	64
													220	H	Winthrop	66	80
													249	H	Kennesaw St.	57	66
													288	N	Evansville	49	59
													297	A	Alabama St.	60	53
													307	A	Mercer	59	69
													326	A	Maine	53	66
													337	A	Jacksonville St.	54	65
LAST 12 Division I GAMES:																	
				249	H	Kennesaw St.	57	66		148	H	South Ala.	46	53			
				307	A	Mercer	59	69		207	A	Western Ky.	38	64			
				297	A	Alabama St.	60	53		56	H	Middle Tenn.	66	72			
				169	H	American	45	55		156	A	North Texas	36	57			
				337	A	Jacksonville St.	54	65		149	A	Denver	51	73			
				116	A	Auburn	47	74		288	N	Evansville	49	59			

Non-Div I Games: Belhaven

53 56

Troy

Tulane

Average RPI Win: 176

Average RPI Loss: 111

WON-LOST

WINNING

LAST 12

Through Games Of Sunday, January 15, 2012

STRENGTH OF

OPP. STRENGTH

TEAM

ADJ.

CONF.

ADJ CONF.

RECORD

PCT. RANK

GAMES

SCHEDULE

OF SCHEDULE

RPI

RPI

RPI

RPI

DIV. I ONLY

10- 5

78

8- 4

50

181

57

57

11

11

DIV. I NON-CONF.

9- 2

38

7- 1

67

147

58

58

19

19

TOTALS

RPI 1-25

RPI 26-50

W-L RECORDS

RPI 51-100

RPI 101-150

RPI 150+

10- 5

1- 1

0- 0

OVERALL

2- 1

0- 2

7- 1

6- 1

1- 0

0- 0

HOME

1- 1

0- 0

4- 0

3- 3

0- 0

0- 0

AWAY

0- 0

0- 2

3- 1

1- 1

0- 1

0- 0

NEUTRAL

1- 0

0- 0

0- 0

9- 2

1- 1

0- 0

NON-CONFERENCE

2- 0

0- 1

6- 0

5- 0

1- 0

0- 0

HOME

1- 0

0- 0

3- 0

3- 1

0- 0

0- 0

AWAY

0- 0

0- 1

3- 0

1- 1

0- 1

0- 0

NEUTRAL

1- 0

0- 0

0- 0

1- 3

0- 0

0- 0

CONFERENCE

0- 1

0- 1

1- 1

1- 1

0- 0

0- 0

HOME

0- 1

0- 0

1- 0

0- 2

0- 0

0- 0

AWAY

0- 0

0- 1

0- 1

0- 0

0- 0

0- 0

NEUTRAL

0- 0

0- 0

0- 0

RPI 1-25

RPI 26-50

RPI 51-100

Team's RPI: 57

RPI 101+

RPI	S	Opponent	Score
21	N	Purdue	48 61
23	H	LSU	65 62

RPI	S	Opponent	Score

RPI	S	Opponent	Score
54	H	Hampton	66 53
68	N	Idaho St.	45 37
70	H	UTEP	64 65

RPI	S	Opponent	Score
114	A	Mississippi St.	55 70
119	A	Memphis	59 61
156	A	North Texas	55 47
212	H	UCF	64 52
221	A	Louisiana Tech	61 52
229	A	Rice	49 67
230	H	Col. of Charleston	57 42
240	H	Southern U.	66 59
268	H	La.-Monroe	62 45
284	A	La.-Lafayette	75 40

LAST 12 Division I GAMES:

230	H	Col. of Charleston	57 42	70	H	UTEP	64 65
284	A	La.-Lafayette	75 40	229	A	Rice	49 67
240	H	Southern U.	66 59	212	H	UCF	64 52
156	A	North Texas	55 47	119	A	Memphis	59 61
114	A	Mississippi St.	55 70	54	H	Hampton	66 53
221	A	Louisiana Tech	61 52	68	N	Idaho St.	45 37

Non-Div I Games:

Loyola (LA)

74 49

New Orleans

86 39

Tulane

■ Loss,
 ■ Non-Conf, S Site,
 ■ Home
 ■ Away
 N Neutral

Average RPI Win: 214		WON-LOST	WINNING	LAST 12	STRENGTH OF	OPP. STRENGTH	TEAM	ADJ.	CONF.	ADJ CONF.
Average RPI Loss: 183		RECORD	PCT. RANK	GAMES	SCHEDULE	OF SCHEDULE	RPI	RPI	RPI	RPI
DIV. I ONLY		6- 8	214	6- 5	130	318	202	202	11	11
DIV. I NON-CONF.		4- 6	211	4- 3	203	291	237	237	19	19
TOTALS	RPI 1-25	RPI 26-50		W-L RECORDS		RPI 51-100	RPI 101-150	RPI 150+		
6- 8	0- 0	0- 1		OVERALL		0- 1	1- 0	5- 6		
6- 1	0- 0	0- 1		HOME		0- 0	1- 0	5- 0		
0- 7	0- 0	0- 0		AWAY		0- 1	0- 0	0- 6		
0- 0	0- 0	0- 0		NEUTRAL		0- 0	0- 0	0- 0		
4- 6	0- 0	0- 1		NON-CONFERENCE		0- 0	1- 0	3- 5		
4- 1	0- 0	0- 1		HOME		0- 0	1- 0	3- 0		
0- 5	0- 0	0- 0		AWAY		0- 0	0- 0	0- 5		
0- 0	0- 0	0- 0		NEUTRAL		0- 0	0- 0	0- 0		
2- 2	0- 0	0- 0		CONFERENCE		0- 1	0- 0	2- 1		
2- 0	0- 0	0- 0		HOME		0- 0	0- 0	2- 0		
0- 2	0- 0	0- 0		AWAY		0- 1	0- 0	0- 1		
0- 0	0- 0	0- 0		NEUTRAL		0- 0	0- 0	0- 0		

RPI 1-25				RPI 26-50				RPI 51-100				RPI 101+				Team's RPI: 202	
RPI	S	Opponent	Score	RPI	S	Opponent	Score	RPI	S	Opponent	Score	RPI	S	Opponent	Score		
				43	H	BYU	61 64	70	A	UTEP	56 67	138	H	Oral Roberts	65 57		
												157	H	Stephen F. Austin	72 53		
												174	A	UALR	48 52		
												175	A	Marshall	45 63		
												192	A	TCU	43 60		
												222	H	Grambling	61 56		
												229	H	Rice	69 42		
												245	A	Arkansas St.	70 80		
												245	H	Arkansas St.	70 48		
												250	A	Colorado St.	68 87		
												290	H	Southern Miss.	68 57		
												314	A	Utah Valley	62 78		
LAST 12 Division I GAMES:																	
				192	A	TCU	43 60	229	H	Rice	69 42						
				222	H	Grambling	61 56	70	A	UTEP	56 67						
				245	A	Arkansas St.	70 80	175	A	Marshall	45 63						
				314	A	Utah Valley	62 78	290	H	Southern Miss.	68 57						
				138	H	Oral Roberts	65 57	157	H	Stephen F. Austin	72 53						
				245	H	Arkansas St.	70 48	250	A	Colorado St.	68 87						

Non-Div I Games:	Neb. Omaha	68	60
------------------	------------	----	----

Tulsa

■ Loss, ■ Non-Conf, S Site, H Home A Away N Neutral

Average RPI Win:	238	WON-LOST	WINNING	LAST 12	STRENGTH OF	OPP. STRENGTH	TEAM	ADJ.	CONF.	ADJ CONF.
Average RPI Loss:	103	RECORD	PCT. RANK	GAMES	SCHEDULE	OF SCHEDULE	RPI	RPI	RPI	RPI
DIV. I ONLY	13- 3	27	11- 1	279	222	84	84	11	11	
DIV. I NON-CONF.	9- 3	60	7- 1	240	235	66	66	19	19	
TOTALS	RPI 1-25	RPI 26-50	W-L RECORDS	RPI 51-100	RPI 101-150	RPI 150+				
13- 3	0- 0	0- 0	OVERALL	1- 2	0- 0	12- 1				
6- 0	0- 0	0- 0	HOME	1- 0	0- 0	5- 0				
6- 3	0- 0	0- 0	AWAY	0- 2	0- 0	6- 1				
1- 0	0- 0	0- 0	NEUTRAL	0- 0	0- 0	1- 0				
9- 3	0- 0	0- 0	NON-CONFERENCE	1- 2	0- 0	8- 1				
4- 0	0- 0	0- 0	HOME	1- 0	0- 0	3- 0				
4- 3	0- 0	0- 0	AWAY	0- 2	0- 0	4- 1				
1- 0	0- 0	0- 0	NEUTRAL	0- 0	0- 0	1- 0				
4- 0	0- 0	0- 0	CONFERENCE	0- 0	0- 0	4- 0				
2- 0	0- 0	0- 0	HOME	0- 0	0- 0	2- 0				
2- 0	0- 0	0- 0	AWAY	0- 0	0- 0	2- 0				
0- 0	0- 0	0- 0	NEUTRAL	0- 0	0- 0	0- 0				

RPI 1-25			RPI 26-50			RPI 51-100			Team's RPI: 84	RPI 101+		
RPI	S	Opponent	Score	RPI	S	Opponent	Score	RPI	S	Opponent	Score	
54	H	Hampton	43 38					162	A	Florida A&M	59 69	
60	A	Chattanooga	59 65					207	H	Western Ky.	58 36	
87	A	McNeese St.	56 61					208	H	Alabama A&M	57 46	
								212	H	UCF	61 54	
								227	A	Clemson	51 36	
								229	H	Rice	60 45	
								236	A	East Carolina	44 39	
								258	N	East Tenn. St.	59 47	
								275	A	Morehead St.	70 47	
								276	A	Austin Peay	49 45	
								292	A	UNC Greensboro	72 42	
								305	A	Houston	67 43	
								319	H	Southeast Mo. St.	64 41	
LAST 12 Division I GAMES:												
227	A	Clemson	51 36	305	A	Houston	67 43					
54	H	Hampton	43 38	212	H	UCF	61 54					
208	H	Alabama A&M	57 46	236	A	East Carolina	44 39					
292	A	UNC Greensboro	72 42	229	H	Rice	60 45					
276	A	Austin Peay	49 45	162	A	Florida A&M	59 69					
275	A	Morehead St.	70 47	207	H	Western Ky.	58 36					

Non-Div I Games:

UAB

■ Loss,
 ■ Non-Conf,
 ■ S Site,
 ■ H Home
 ■ A Away
 N Neutral

Average RPI Win: 221	WON-LOST	WINNING	LAST 12	STRENGTH OF	OPP. STRENGTH	TEAM	ADJ.	CONF.	ADJ CONF.
Average RPI Loss: 129	RECORD	PCT. RANK	GAMES	SCHEDULE	OF SCHEDULE	RPI	RPI	RPI	RPI
DIV. I ONLY	8- 10	198	6- 6	121	196	174	174	21	21
DIV. I NON-CONF.	5- 8	220	3- 4	81	179	150	150	20	20
TOTALS	RPI 1-25	RPI 26-50	W-L RECORDS	RPI 51-100	RPI 101-150	RPI 150+			
8- 10	0- 1	0- 0	OVERALL	0- 3	1- 2	7- 4			
5- 4	0- 1	0- 0	HOME	0- 1	0- 1	5- 1			
3- 6	0- 0	0- 0	AWAY	0- 2	1- 1	2- 3			
0- 0	0- 0	0- 0	NEUTRAL	0- 0	0- 0	0- 0			
5- 8	0- 1	0- 0	NON-CONFERENCE	0- 3	0- 2	5- 2			
4- 4	0- 1	0- 0	HOME	0- 1	0- 1	4- 1			
1- 4	0- 0	0- 0	AWAY	0- 2	0- 1	1- 1			
0- 0	0- 0	0- 0	NEUTRAL	0- 0	0- 0	0- 0			
3- 2	0- 0	0- 0	CONFERENCE	0- 0	1- 0	2- 2			
1- 0	0- 0	0- 0	HOME	0- 0	0- 0	1- 0			
2- 2	0- 0	0- 0	AWAY	0- 0	1- 0	1- 2			
0- 0	0- 0	0- 0	NEUTRAL	0- 0	0- 0	0- 0			

RPI 1-25				RPI 26-50				RPI 51-100				RPI 101+ Team's RPI: 174			
RPI	S	Opponent	Score	RPI	S	Opponent	Score	RPI	S	Opponent	Score	RPI	S	Opponent	Score
10	H	Texas A&M	54 83					51	A	Missouri St.	50 73	119	H	Memphis	66 81
								82	A	South Dakota St.	55 64	138	A	Oral Roberts	63 78
								82	H	South Dakota St.	49 60	149	A	Denver	53 51
												156	A	North Texas	57 64
												164	H	SMU	60 69
												171	H	Seattle	72 63
												202	H	Tulsa	52 48
												221	A	Louisiana Tech	48 64
												229	A	Rice	67 47
												231	H	Fla. Atlantic	60 38
												245	A	Arkansas St.	64 57
												254	H	Nicholls St.	62 48
												268	A	La.-Monroe	54 58
												290	H	Southern Miss.	70 44
LAST 12 Division I GAMES:															
156	A	North Texas	57 64	245	A	Arkansas St.	64 57								
171	H	Seattle	72 63	268	A	La.-Monroe	54 58								
82	A	South Dakota St.	55 64	231	H	Fla. Atlantic	60 38								
138	A	Oral Roberts	63 78	254	H	Nicholls St.	62 48								
119	H	Memphis	66 81	149	A	Denver	53 51								
82	H	South Dakota St.	49 60	290	H	Southern Miss.	70 44								

Non-Div I Games:

UALR

Average RPI Win:	206	WON-LOST	WINNING	LAST 12	STRENGTH OF	OPP. STRENGTH	TEAM	ADJ.	CONF.	ADJ CONF.
Average RPI Loss:	129	RECORD	PCT. RANK	GAMES	SCHEDULE	OF SCHEDULE	RPI	RPI	RPI	RPI
DIV. I ONLY	11- 6	92	6- 6	146	185	95	95	18	18	
DIV. I NON-CONF.	8- 4	90	3- 4	72	122	60	60	12	12	
TOTALS	RPI 1-25	RPI 26-50	W-L RECORDS	RPI 51-100	RPI 101-150	RPI 150+				
11- 6	0- 1	0- 1	OVERALL	1- 0	2- 1	8- 3				
6- 1	0- 0	0- 0	HOME	1- 0	0- 0	5- 1				
4- 4	0- 1	0- 1	AWAY	0- 0	1- 0	3- 2				
1- 1	0- 0	0- 0	NEUTRAL	0- 0	1- 1	0- 0				
8- 4	0- 1	0- 1	NON-CONFERENCE	1- 0	2- 1	5- 1				
4- 0	0- 0	0- 0	HOME	1- 0	0- 0	3- 0				
3- 3	0- 1	0- 1	AWAY	0- 0	1- 0	2- 1				
1- 1	0- 0	0- 0	NEUTRAL	0- 0	1- 1	0- 0				
3- 2	0- 0	0- 0	CONFERENCE	0- 0	0- 0	3- 2				
2- 1	0- 0	0- 0	HOME	0- 0	0- 0	2- 1				
1- 1	0- 0	0- 0	AWAY	0- 0	0- 0	1- 1				
0- 0	0- 0	0- 0	NEUTRAL	0- 0	0- 0	0- 0				

RPI 1-25				RPI 26-50				RPI 51-100				Team's RPI: 95	RPI 101+			
RPI	S	Opponent	Score	RPI	S	Opponent	Score	RPI	S	Opponent	Score		RPI	S	Opponent	Score
4	A	Stanford	44 93	40	A	St. Mary's (CA)	58 75	67	H	Wichita St.	62 47		103	A	Washington	69 68
													131	N	Portland St.	57 68
													149	N	Denver	60 51
													163	H	Cal St. Northridge	55 53
													171	A	Seattle	66 62
													185	A	Santa Clara	78 81
													201	A	UC Irvine	54 60
													214	H	Cal St. Fullerton	50 58
													226	A	Hawaii	62 57
													253	H	Long Beach St.	78 62
													267	H	San Francisco	64 50
													278	H	San Jose St.	80 60
													281	H	Sacramento St.	68 57
													306	A	UC Riverside	70 53
LAST 12 Division I GAMES:																
226	A	Hawaii	62 57	253	H	Long Beach St.	78 62									
131	N	Portland St.	57 68	163	H	Cal St. Northridge	55 53									
149	N	Denver	60 51	201	A	UC Irvine	54 60									
40	A	St. Mary's (CA)	58 75	306	A	UC Riverside	70 53									
281	H	Sacramento St.	68 57	214	H	Cal St. Fullerton	50 58									
4	A	Stanford	44 93	185	A	Santa Clara	78 81									

Non-Div I Games:

UC Davis

■ Loss,
 ■ Non-Conf,
 ■ S Site,
 ■ H Home
 ■ A Away
 N Neutral

Average RPI Win:	209	WON-LOST	WINNING	LAST 12	STRENGTH OF	OPP. STRENGTH	TEAM	ADJ.	CONF.	ADJ CONF.
Average RPI Loss:	179	RECORD	PCT. RANK	GAMES	SCHEDULE	OF SCHEDULE	RPI	RPI	RPI	RPI
DIV. I ONLY	8- 10	198	7- 5	241	241	201	201	18	18	
DIV. I NON-CONF.	4- 8	238	3- 3	278	256	229	229	12	12	
TOTALS	RPI 1-25	RPI 26-50	W-L RECORDS	RPI 51-100	RPI 101-150	RPI 150+				
8- 10	0- 0	0- 0	OVERALL	1- 1	1- 4	6- 5				
4- 2	0- 0	0- 0	HOME	1- 1	1- 1	2- 0				
2- 8	0- 0	0- 0	AWAY	0- 0	0- 3	2- 4				
2- 0	0- 0	0- 0	NEUTRAL	0- 0	0- 0	2- 0				
4- 8	0- 0	0- 0	NON-CONFERENCE	0- 1	0- 4	4- 3				
2- 2	0- 0	0- 0	HOME	0- 1	0- 1	2- 0				
0- 6	0- 0	0- 0	AWAY	0- 0	0- 3	0- 3				
2- 0	0- 0	0- 0	NEUTRAL	0- 0	0- 0	2- 0				
4- 2	0- 0	0- 0	CONFERENCE	1- 0	1- 0	2- 2				
2- 0	0- 0	0- 0	HOME	1- 0	1- 0	0- 0				
2- 2	0- 0	0- 0	AWAY	0- 0	0- 0	2- 2				
0- 0	0- 0	0- 0	NEUTRAL	0- 0	0- 0	0- 0				

RPI 1-25			RPI 26-50			RPI 51-100			RPI 101+			Team's RPI: 201
RPI	S	Opponent	Score	RPI	S	Opponent	Score	RPI	S	Opponent	Score	
						95	H UC Davis	60 54	123	H Utah St.	64 69	
						96	H San Diego St.	57 76	128	H Pacific	77 75	
									130	A Oregon	77 89	
									131	A Portland St.	76 80	
									141	A Northern Colo.	56 71	
									159	A Portland	56 64	
									163	A Cal St. Northridge	49 55	
									185	H Santa Clara	88 82	
									191	A UC Santa Barbara	61 53	
									204	A Cal Poly	62 60	
									253	A Long Beach St.	51 63	
									254	N Nicholls St.	62 48	
									281	H Sacramento St.	81 75	
									289	A Wyoming	42 51	
									300	A CSU Bakersfield	92 104	
									330	N Weber St.	57 54	
LAST 12 Division I GAMES:												
163	A	Cal St. Northridge	49 55	204	A	Cal Poly	62 60					
289	A	Wyoming	42 51	191	A	UC Santa Barbara	61 53					
141	A	Northern Colo.	56 71	95	H	UC Davis	60 54					
96	H	San Diego St.	57 76	128	H	Pacific	77 75					
281	H	Sacramento St.	81 75	253	A	Long Beach St.	51 63					
185	H	Santa Clara	88 82	330	N	Weber St.	57 54					

Non-Div I Games:

UC Irvine

■ Loss,
 ■ Non-Conf,
 ■ S Site,
 ■ H Home
 ■ A Away
 N Neutral

UC Riverside

Through Games Of Sunday, January 15, 2012

Average RPI Win:	313	WON-LOST	WINNING	LAST 12	STRENGTH OF	OPP. STRENGTH	TEAM	ADJ.	CONF.	ADJ CONF.
Average RPI Loss:	152	RECORD	PCT. RANK	GAMES	SCHEDULE	OF SCHEDULE	RPI	RPI	RPI	RPI
DIV. I ONLY	2- 15	327	1- 11	191	201	306	306	18	18	
DIV. I NON-CONF.	2- 9	296	1- 5	178	194	302	302	12	12	
TOTALS	RPI 1-25	RPI 26-50	W-L RECORDS	RPI 51-100	RPI 101-150	RPI 150+				
2- 15	0- 0	0- 1	OVERALL	0- 5	0- 2	2- 7				
1- 4	0- 0	0- 0	HOME	0- 2	0- 1	1- 1				
1- 11	0- 0	0- 1	AWAY	0- 3	0- 1	1- 6				
0- 0	0- 0	0- 0	NEUTRAL	0- 0	0- 0	0- 0				
2- 9	0- 0	0- 1	NON-CONFERENCE	0- 4	0- 1	2- 3				
1- 2	0- 0	0- 0	HOME	0- 1	0- 0	1- 1				
1- 7	0- 0	0- 1	AWAY	0- 3	0- 1	1- 2				
0- 0	0- 0	0- 0	NEUTRAL	0- 0	0- 0	0- 0				
0- 6	0- 0	0- 0	CONFERENCE	0- 1	0- 1	0- 4				
0- 2	0- 0	0- 0	HOME	0- 1	0- 1	0- 0				
0- 4	0- 0	0- 0	AWAY	0- 0	0- 0	0- 4				
0- 0	0- 0	0- 0	NEUTRAL	0- 0	0- 0	0- 0				

RPI S	Opponent	Score	RPI S	Opponent	Score	RPI S	Opponent	Score	RPI S	Opponent	Score	Team's RPI: 306
35	A Gonzaga	56 83	66	A Washington St.	35 74	123	A Utah St.	68 71				
			74	H Fresno St.	62 67	128	H Pacific	59 80				
			75	A Arizona St.	46 66	163	A Cal St. Northridge	55 63				
			94	A UNLV	36 64	191	A UC Santa Barbara	43 63				
			95	H UC Davis	53 70	200	A Boise St.	58 68				
						204	A Cal Poly	43 71				
						253	A Long Beach St.	59 70				
						284	H La.-Lafayette	56 59				
						298	A Northern Ariz.	59 67				
						300	H CSU Bakersfield	76 62				
						325	A Idaho	70 57				
LAST 12 Division I GAMES:												
253	A Long Beach St.	59 70	191	A UC Santa Barbara	43 63							
74	H Fresno St.	62 67	204	A Cal Poly	43 71							
35	A Gonzaga	56 83	128	H Pacific	59 80							
325	A Idaho	70 57	95	H UC Davis	53 70							
66	A Washington St.	35 74	163	A Cal St. Northridge	55 63							
200	A Boise St.	58 68	123	A Utah St.	68 71							

Non-Div I Games:

UC Riverside

■ Loss,
 ■ Non-Conf,
 ■ S Site,
 ■ Home
 ■ A Away
 N Neutral

Average RPI Win: 183				Through Games Of Sunday, January 19, 2014					
Average RPI Loss: 169	WON-LOST RECORD	WINNING PCT. RANK	LAST 12 GAMES	STRENGTH OF SCHEDULE	OPP. STRENGTH OF SCHEDULE	TEAM RPI	ADJ. RPI	CONF. RPI	ADJ CONF. RPI
DIV. I ONLY	7- 8	192	6- 6	182	209	191	191	18	18
DIV. I NON-CONF.	5- 6	189	4- 4	94	173	154	154	12	12
TOTALS	RPI 1-25	RPI 26-50	W-L RECORDS	RPI 51-100	RPI 101-150	RPI 150+			
7- 8	0- 0	1- 0	OVERALL	1- 1	1- 3	4- 4			
5- 3	0- 0	1- 0	HOME	0- 1	1- 1	3- 1			
2- 5	0- 0	0- 0	AWAY	1- 0	0- 2	1- 3			
0- 0	0- 0	0- 0	NEUTRAL	0- 0	0- 0	0- 0			
5- 6	0- 0	1- 0	NON-CONFERENCE	1- 1	1- 3	2- 2			
4- 2	0- 0	1- 0	HOME	0- 1	1- 1	2- 0			
1- 4	0- 0	0- 0	AWAY	1- 0	0- 2	0- 2			
0- 0	0- 0	0- 0	NEUTRAL	0- 0	0- 0	0- 0			
2- 2	0- 0	0- 0	CONFERENCE	0- 0	0- 0	2- 2			
1- 1	0- 0	0- 0	HOME	0- 0	0- 0	1- 1			
1- 1	0- 0	0- 0	AWAY	0- 0	0- 0	1- 1			
0- 0	0- 0	0- 0	NEUTRAL	0- 0	0- 0	0- 0			

RPI 1-25				RPI 26-50				RPI 51-100				RPI 101+				Team's RPI: 191	
RPI	S	Opponent	Score	RPI	S	Opponent	Score	RPI	S	Opponent	Score	RPI	S	Opponent	Score		
				40	H	St. Mary's (CA)	61 52	70	A	UTEP	49 48	103	H	Washington	37 46		
								94	H	UNLV	44 46	113	H	Pepperdine	54 44		
												131	A	Portland St.	51 65		
												141	A	Northern Colo.	39 44		
												171	A	Seattle	55 60		
												201	H	UC Irvine	53 61		
												204	A	Cal Poly	58 61		
												214	A	Cal St. Fullerton	39 37		
												267	H	San Francisco	60 41		
												270	H	Loyola Marymount	66 49		
												306	H	UC Riverside	63 43		
												308	A	New Mexico St.	51 52		
LAST 12 Division I GAMES:																	
				308	A	New Mexico St.	51 52	306	H	UC Riverside	63 43						
				113	H	Pepperdine	54 44	201	H	UC Irvine	53 61						
				94	H	UNLV	44 46	214	A	Cal St. Fullerton	39 37						
				267	H	San Francisco	60 41	204	A	Cal Poly	58 61						
				141	A	Northern Colo.	39 44	70	A	UTEP	49 48						
				103	H	Washington	37 46	270	H	Loyola Marymount	66 49						

Non-Div I Games:

UC Santa Barbara

Loss, Non-Conf, S Site, H Home A Away N Neutral

Average RPI Win:	249	WON-LOST	WINNING	LAST 12	STRENGTH OF	OPP. STRENGTH	TEAM	ADJ.	CONF.	ADJ CONF.
Average RPI Loss:	96	RECORD	PCT. RANK	GAMES	SCHEDULE	OF SCHEDULE	RPI	RPI	RPI	RPI
DIV. I ONLY	7- 9	207	5- 7	115	186	212	212	11	11	
DIV. I NON-CONF.	5- 7	207	3- 5	105	212	217	217	19	19	
TOTALS	RPI 1-25	RPI 26-50	W-L RECORDS	RPI 51-100	RPI 101-150	RPI 150+				
7- 9	0- 1	0- 1	OVERALL	0- 4	0- 1	7- 2				
7- 5	0- 0	0- 1	HOME	0- 2	0- 0	7- 2				
0- 4	0- 1	0- 0	AWAY	0- 2	0- 1	0- 0				
0- 0	0- 0	0- 0	NEUTRAL	0- 0	0- 0	0- 0				
5- 7	0- 1	0- 1	NON-CONFERENCE	0- 2	0- 1	5- 2				
5- 5	0- 0	0- 1	HOME	0- 2	0- 0	5- 2				
0- 2	0- 1	0- 0	AWAY	0- 0	0- 1	0- 0				
0- 0	0- 0	0- 0	NEUTRAL	0- 0	0- 0	0- 0				
2- 2	0- 0	0- 0	CONFERENCE	0- 2	0- 0	2- 0				
2- 0	0- 0	0- 0	HOME	0- 0	0- 0	2- 0				
0- 2	0- 0	0- 0	AWAY	0- 2	0- 0	0- 0				
0- 0	0- 0	0- 0	NEUTRAL	0- 0	0- 0	0- 0				

RPI 1-25				RPI 26-50				RPI 51-100				RPI 101+ Team's RPI: 212			
RPI	S	Opponent	Score	RPI	S	Opponent	Score	RPI	S	Opponent	Score	RPI	S	Opponent	Score
3	A	Notre Dame	38 90	49	H	Florida St.	47 60	57	A	Tulane	52 64	148	A	South Ala.	76 89
								83	H	Hartford	46 55	162	H	Florida A&M	67 51
								84	A	UAB	54 61	166	H	FIU	46 61
								88	H	Fla. Gulf Coast	36 75	176	H	Virginia Tech	41 32
												189	H	Fordham	57 70
												236	H	East Carolina	59 53
												239	H	Savannah St.	62 48
												290	H	Southern Miss.	65 47
												307	H	Mercer	72 43
												336	H	Bethune-Cookman	66 49
LAST 12 Division I GAMES:															
3	A	Notre Dame	38 90	290	H	Southern Miss.	65 47	84	A	UAB	54 61				
176	H	Virginia Tech	41 32	57	A	Tulane	52 64	236	H	East Carolina	59 53				
239	H	Savannah St.	62 48	49	H	Florida St.	47 60	83	H	Hartford	46 55				
88	H	Fla. Gulf Coast	36 75												
166	H	FIU	46 61												
336	H	Bethune-Cookman	66 49												

Non-Div I Games:

UCF

■ Loss,
■ Non-Conf, S Site,
■ Home
■ Away
N Neutral

Average RPI Win:	167	WON-LOST	WINNING	LAST 12	STRENGTH OF	OPP. STRENGTH	TEAM	ADJ.	CONF.	ADJ CONF.
Average RPI Loss:	33	RECORD	PCT. RANK	GAMES	SCHEDULE	OF SCHEDULE	RPI	RPI	RPI	RPI
DIV. I ONLY	7- 9	207	5- 7	9	17	69	69	5	5	
DIV. I NON-CONF.	5- 6	189	3- 4	30	23	90	90	6	6	
TOTALS	RPI 1-25	RPI 26-50	W-L RECORDS	RPI 51-100	RPI 101-150	RPI 150+				
7- 9	0- 5	1- 0	OVERALL	3- 4	0- 0	3- 0				
4- 3	0- 3	1- 0	HOME	2- 0	0- 0	1- 0				
2- 5	0- 2	0- 0	AWAY	1- 3	0- 0	1- 0				
1- 1	0- 0	0- 0	NEUTRAL	0- 1	0- 0	1- 0				
5- 6	0- 3	0- 0	NON-CONFERENCE	2- 3	0- 0	3- 0				
3- 1	0- 1	0- 0	HOME	2- 0	0- 0	1- 0				
1- 4	0- 2	0- 0	AWAY	0- 2	0- 0	1- 0				
1- 1	0- 0	0- 0	NEUTRAL	0- 1	0- 0	1- 0				
2- 3	0- 2	1- 0	CONFERENCE	1- 1	0- 0	0- 0				
1- 2	0- 2	1- 0	HOME	0- 0	0- 0	0- 0				
1- 1	0- 0	0- 0	AWAY	1- 1	0- 0	0- 0				
0- 0	0- 0	0- 0	NEUTRAL	0- 0	0- 0	0- 0				

RPI 1-25				RPI 26-50				RPI 51-100 Team's RPI: 69				RPI 101+			
RPI	S	Opponent	Score	RPI	S	Opponent	Score	RPI	S	Opponent	Score	RPI	S	Opponent	Score
1	H	Tennessee	64 85	31	H	California	60 55	53	A	Saint Joseph's	60 64	270	A	Loyola Marymount	84 43
2	A	Baylor	50 83					58	A	Arizona	66 74	296	H	Tennessee Tech	74 52
4	H	Stanford	50 77					64	A	Temple	53 59	311	N	Colgate	68 48
17	H	Southern California	43 47					75	A	Arizona St.	64 48				
23	A	LSU	41 58					79	N	West Virginia	54 63				
								87	H	McNeese St.	67 59				
								96	H	San Diego St.	78 71				
LAST 12 Division I GAMES:															
53	A	Saint Joseph's	60 64	17	H	Southern California	43 47								
64	A	Temple	53 59	75	A	Arizona St.	64 48								
1	H	Tennessee	64 85	58	A	Arizona	66 74								
23	A	LSU	41 58	4	H	Stanford	50 77								
270	A	Loyola Marymount	84 43	31	H	California	60 55								
96	H	San Diego St.	78 71	311	N	Colgate	68 48								

Non-Div I Games:

UCLA

■ Loss,
■ Non-Conf,
■ S Site,
■ H Home
■ A Away
N Neutral

UMBC				Through Games Of Sunday, January 15, 2012						
Average RPI Win:	232	WON-LOST	WINNING	LAST 12	STRENGTH OF	OPP. STRENGTH	TEAM	ADJ.	CONF.	ADJ CONF.
Average RPI Loss:	82	RECORD	PCT. RANK	GAMES	SCHEDULE	OF SCHEDULE	RPI	RPI	RPI	RPI
DIV. I ONLY	9- 8	154	6- 6	167	147	143	143	15	15	
DIV. I NON-CONF.	6- 7	180	3- 5	114	117	122	122	13	13	
TOTALS	RPI 1-25	RPI 26-50	W-L RECORDS	RPI 51-100	RPI 101-150	RPI 150+				
9- 8	0- 2	0- 1	OVERALL	0- 1	0- 3	9- 1				
5- 2	0- 2	0- 0	HOME	0- 0	0- 0	5- 0				
4- 5	0- 0	0- 1	AWAY	0- 1	0- 2	4- 1				
0- 1	0- 0	0- 0	NEUTRAL	0- 0	0- 1	0- 0				
6- 7	0- 2	0- 1	NON-CONFERENCE	0- 1	0- 2	6- 1				
3- 2	0- 2	0- 0	HOME	0- 0	0- 0	3- 0				
3- 4	0- 0	0- 1	AWAY	0- 1	0- 1	3- 1				
0- 1	0- 0	0- 0	NEUTRAL	0- 0	0- 1	0- 0				
3- 1	0- 0	0- 0	CONFERENCE	0- 0	0- 1	3- 0				
2- 0	0- 0	0- 0	HOME	0- 0	0- 0	2- 0				
1- 1	0- 0	0- 0	AWAY	0- 0	0- 1	1- 0				
0- 0	0- 0	0- 0	NEUTRAL	0- 0	0- 0	0- 0				

U

M

B

C

RPI 1-25				RPI 26-50				RPI 51-100				RPI 101+ Team's RPI: 143			
RPI	S	Opponent	Score	RPI	S	Opponent	Score	RPI	S	Opponent	Score	RPI	S	Opponent	Score
7	H	Maryland	59 70	42	A	Towson	45 56	54	A	Hampton	47 75	101	A	Albany (NY)	41 53
22	H	Princeton	41 56									124	A	Coppin St.	60 68
												133	N	High Point	51 62
												176	A	Virginia Tech	52 57
												182	A	Monmouth	68 64
												187	H	New Hampshire	67 65
												205	H	Md.-East. Shore	65 60
												223	H	George Mason	65 53
												224	A	Navy	54 46
												238	A	Loyola Maryland	60 56
												248	H	Morgan St.	72 50
												259	H	Stony Brook	73 47
												326	A	Maine	75 55
LAST 12 Division I GAMES:															
133	N	High Point	51 62	259	H	Stony Brook	73 47								
224	A	Navy	54 46	326	A	Maine	75 55								
54	A	Hampton	47 75	101	A	Albany (NY)	41 53								
223	H	George Mason	65 53	187	H	New Hampshire	67 65								
205	H	Md.-East. Shore	65 60	176	A	Virginia Tech	52 57								
22	H	Princeton	41 56	42	A	Towson	45 56								

Non-Div I Games:

UMBC

Average RPI Win:	226	WON-LOST	WINNING	LAST 12	STRENGTH OF	OPP. STRENGTH	TEAM	ADJ.	CONF.	ADJ CONF.
Average RPI Loss:	113	RECORD	PCT. RANK	GAMES	SCHEDULE	OF SCHEDULE	RPI	RPI	RPI	RPI
DIV. I ONLY	10- 6	106	7- 4	202	204	126	126	17	17	
DIV. I NON-CONF.	7- 3	88	4- 1	187	213	121	121	11	11	
<hr/>										
TOTALS	RPI 1-25	RPI 26-50	W-L RECORDS	RPI 51-100	RPI 101-150	RPI 150+				
10- 6	0- 0	0- 2	OVERALL	1- 2	3- 0	6- 2				
6- 1	0- 0	0- 0	HOME	0- 1	2- 0	4- 0				
2- 5	0- 0	0- 2	AWAY	1- 1	0- 0	1- 2				
2- 0	0- 0	0- 0	NEUTRAL	0- 0	1- 0	1- 0				
7- 3	0- 0	0- 2	NON-CONFERENCE	1- 1	1- 0	5- 0				
3- 1	0- 0	0- 0	HOME	0- 1	0- 0	3- 0				
2- 2	0- 0	0- 2	AWAY	1- 0	0- 0	1- 0				
2- 0	0- 0	0- 0	NEUTRAL	0- 0	1- 0	1- 0				
3- 3	0- 0	0- 0	CONFERENCE	0- 1	2- 0	1- 2				
3- 0	0- 0	0- 0	HOME	0- 0	2- 0	1- 0				
0- 3	0- 0	0- 0	AWAY	0- 1	0- 0	0- 2				
0- 0	0- 0	0- 0	NEUTRAL	0- 0	0- 0	0- 0				

RPI 1-25				RPI 26-50				RPI 51-100				RPI 101+				Team's RPI: 126	
RPI	S	Opponent	Score	RPI	S	Opponent	Score	RPI	S	Opponent	Score	RPI	S	Opponent	Score		
				27	A	Kansas	52 77	82	A	South Dakota St.	62 75	108	N	Central Ark.	64 60		
				39	A	Texas Tech	67 94	85	H	VCU	70 78	137	H	South Dakota	61 49		
								100	A	Eastern Mich.	70 68	138	H	Oral Roberts	92 79		
												179	A	Oakland	65 71		
												266	A	IPFW	76 82		
												268	N	La.-Monroe	76 70		
												272	A	Saint Louis	70 67		
												273	H	Southern Utah	81 61		
												308	H	New Mexico St.	68 57		
												313	H	North Florida	100 63		
												340	H	Houston Baptist	92 45		
LAST 12 Division I GAMES:																	
				272	A	Saint Louis	70 67	82	A	South Dakota St.	62 75						
				27	A	Kansas	52 77	137	H	South Dakota	61 49						
				100	A	Eastern Mich.	70 68	308	H	New Mexico St.	68 57						
				266	A	IPFW	76 82	138	H	Oral Roberts	92 79						
				179	A	Oakland	65 71	273	H	Southern Utah	81 61						
				108	N	Central Ark.	64 60	268	N	La.-Monroe	76 70						

Non-Div I Games: Neb. Omaha 74 64 Northwest Mo. St. 95 72

UMKC

Loss, Non-Conf, S Site, H Home A Away N Neutral

Average RPI Win:	273	WON-LOST	WINNING	LAST 12	STRENGTH OF	OPP. STRENGTH	TEAM	ADJ.	CONF.	ADJ CONF.
Average RPI Loss:	214	RECORD	PCT. RANK	GAMES	SCHEDULE	OF SCHEDULE	RPI	RPI	RPI	RPI
DIV. I ONLY	3- 10	296	3- 8	253	342	321	321	28	28	
DIV. I NON-CONF.	1- 7	315	1- 5	319	336	335	335	29	29	
TOTALS	RPI 1-25	RPI 26-50	W-L RECORDS	RPI 51-100	RPI 101-150	RPI 150+				
3- 10	0- 0	0- 0	OVERALL	0- 0	0- 2	3- 8				
3- 2	0- 0	0- 0	HOME	0- 0	0- 1	3- 1				
0- 8	0- 0	0- 0	AWAY	0- 0	0- 1	0- 6				
0- 0	0- 0	0- 0	NEUTRAL	0- 0	0- 0	0- 0				
1- 7	0- 0	0- 0	NON-CONFERENCE	0- 0	0- 1	1- 6				
1- 2	0- 0	0- 0	HOME	0- 0	0- 1	1- 1				
0- 5	0- 0	0- 0	AWAY	0- 0	0- 0	0- 5				
0- 0	0- 0	0- 0	NEUTRAL	0- 0	0- 0	0- 0				
2- 3	0- 0	0- 0	CONFERENCE	0- 0	0- 1	2- 2				
2- 0	0- 0	0- 0	HOME	0- 0	0- 0	2- 0				
0- 3	0- 0	0- 0	AWAY	0- 0	0- 1	0- 2				
0- 0	0- 0	0- 0	NEUTRAL	0- 0	0- 0	0- 0				

RPI 1-25				RPI 26-50				RPI 51-100				RPI 101+				Team's RPI: 321	
RPI	S	Opponent	Score	RPI	S	Opponent	Score	RPI	S	Opponent	Score	RPI	S	Opponent	Score		
												120	H	Appalachian St.	71	85	
												133	A	High Point	49	89	
												168	A	Furman	59	71	
												195	H	Charleston So.	75	68	
												220	A	Winthrop	68	84	
												223	A	George Mason	59	88	
												225	A	South Carolina St.	82	92	
												246	A	Campbell	62	82	
												249	A	Kennesaw St.	79	83	
												252	A	Western Caro.	53	65	
												302	H	S.C. Upstate	66	73	
												307	H	Mercer	76	75	
												316	H	Coastal Caro.	69	60	
LAST 12 Division I GAMES:																	
				307	H	Mercer	76	75	220	A	Winthrop	68	84				
				225	A	South Carolina St.	82	92	195	H	Charleston So.	75	68				
				249	A	Kennesaw St.	79	83	316	H	Coastal Caro.	69	60				
				120	H	Appalachian St.	71	85	246	A	Campbell	62	82				
				302	H	S.C. Upstate	66	73	133	A	High Point	49	89				
				223	A	George Mason	59	88	168	A	Furman	59	71				

Non-Div I Games:	Brevard	74	62	Winston-Salem	83	74	Montreat	73	64
------------------	---------	----	----	---------------	----	----	----------	----	----

UNC Asheville

Loss, Non-Conf, S Site, H Home A Away N Neutral

UNC Greensboro

Through Games Of Sunday, January 15, 2012

Average RPI Win:	251	WON-LOST	WINNING	LAST 12	STRENGTH OF	OPP. STRENGTH	TEAM	ADJ.	CONF.	ADJ CONF.
Average RPI Loss:	158	RECORD	PCT. RANK	GAMES	SCHEDULE	OF SCHEDULE	RPI	RPI	RPI	RPI
DIV. I ONLY	3- 13	304	2- 10	138	293	292	292	16	16	
DIV. I NON-CONF.	1- 7	315	0- 4	98	289	277	277	14	14	
TOTALS	RPI 1-25	RPI 26-50	W-L RECORDS	RPI 51-100	RPI 101-150	RPI 150+				
3- 13	0- 0	0- 1	OVERALL	0- 3	1- 1	2- 8				
2- 5	0- 0	0- 0	HOME	0- 2	1- 1	1- 2				
1- 7	0- 0	0- 1	AWAY	0- 1	0- 0	1- 5				
0- 1	0- 0	0- 0	NEUTRAL	0- 0	0- 0	0- 1				
1- 7	0- 0	0- 1	NON-CONFERENCE	0- 2	0- 0	1- 4				
0- 2	0- 0	0- 0	HOME	0- 1	0- 0	0- 1				
1- 4	0- 0	0- 1	AWAY	0- 1	0- 0	1- 2				
0- 1	0- 0	0- 0	NEUTRAL	0- 0	0- 0	0- 1				
2- 6	0- 0	0- 0	CONFERENCE	0- 1	1- 1	1- 4				
2- 3	0- 0	0- 0	HOME	0- 1	1- 1	1- 1				
0- 3	0- 0	0- 0	AWAY	0- 0	0- 0	0- 3				
0- 0	0- 0	0- 0	NEUTRAL	0- 0	0- 0	0- 0				

RPI	S	Opponent	Score	RPI	S	Opponent	Score	RPI	S	Opponent	Score	RPI	S	Opponent	Score	Team's RPI: 292
36	A	Richmond	60	75	60	H	Chattanooga	46	63	120	H	Appalachian St.	66	81		
					84	H	UAB	42	72	150	H	Samford	61	53		
					96	A	San Diego St.	29	57	155	A	North Carolina	35	91		
										165	H	Liberty	46	61		
										167	N	Penn	36	47		
										168	A	Furman	48	53		
										230	H	Col. of Charleston	42	52		
										241	A	Radford	67	75		
										252	A	Western Caro.	29	62		
										260	H	Ga. Southern	55	54		
										277	A	Wofford	47	62		
										342	A	N.C. Central	70	53		
LAST 12 Division I GAMES:																
96	A	San Diego St.	29	57	260	H	Ga. Southern	55	54							
168	A	Furman	48	53	230	H	Col. of Charleston	42	52							
277	A	Wofford	47	62	120	H	Appalachian St.	66	81							
36	A	Richmond	60	75	252	A	Western Caro.	29	62							
84	H	UAB	42	72	167	N	Penn	36	47							
150	H	Samford	61	53	60	H	Chattanooga	46	63							

Non-Div I Games:

UNC Greensboro

■ Loss,
 ■ Non-Conf,
 ■ S Site,
 ■ H Home
 ■ A Away
 N Neutral

UNC Wilmington

Through Games Of Sunday, January 15, 2012

Average RPI Win:	215	WON-LOST	WINNING	LAST 12	STRENGTH OF	OPP. STRENGTH	TEAM	ADJ.	CONF.	ADJ CONF.
Average RPI Loss:	48	RECORD	PCT. RANK	GAMES	SCHEDULE	OF SCHEDULE	RPI	RPI	RPI	RPI
DIV. I ONLY	9- 7	133	8- 4	88	81	89	89	7	7	
DIV. I NON-CONF.	7- 4	99	6- 1	89	112	93	93	7	7	
TOTALS	RPI 1-25	RPI 26-50	W-L RECORDS	RPI 51-100	RPI 101-150	RPI 150+				
9- 7	0- 2	0- 1	OVERALL	1- 4	0- 0	8- 0				
5- 1	0- 0	0- 0	HOME	0- 1	0- 0	5- 0				
4- 4	0- 2	0- 1	AWAY	1- 1	0- 0	3- 0				
0- 2	0- 0	0- 0	NEUTRAL	0- 2	0- 0	0- 0				
7- 4	0- 1	0- 1	NON-CONFERENCE	1- 2	0- 0	6- 0				
3- 0	0- 0	0- 0	HOME	0- 0	0- 0	3- 0				
4- 2	0- 1	0- 1	AWAY	1- 0	0- 0	3- 0				
0- 2	0- 0	0- 0	NEUTRAL	0- 2	0- 0	0- 0				
2- 3	0- 1	0- 0	CONFERENCE	0- 2	0- 0	2- 0				
2- 1	0- 0	0- 0	HOME	0- 1	0- 0	2- 0				
0- 2	0- 1	0- 0	AWAY	0- 1	0- 0	0- 0				
0- 0	0- 0	0- 0	NEUTRAL	0- 0	0- 0	0- 0				

RPI 1-25				RPI 26-50				RPI 51-100 Team's RPI: 89				RPI 101+			
RPI	S	Opponent	Score	RPI	S	Opponent	Score	RPI	S	Opponent	Score	RPI	S	Opponent	Score
8	A	Delaware	37 69	50	A	North Carolina St.	64 83	56	N	Middle Tenn.	60 79	195	A	Charleston So.	72 70
12	A	Duke	45 107					59	H	Drexel	43 58	198	H	Xavier	59 52
								66	N	Washington St.	60 72	210	H	Northeastern	60 53
								85	A	VCU	53 65	223	H	George Mason	61 53
								91	A	Charlotte	74 73	236	H	East Carolina	64 53
												246	H	Campbell	79 73
												263	A	Ohio	56 51
												274	A	N.C. A&T	90 63
LAST 12 Division I GAMES:															
198	H	Xavier	59 52	223	H	George Mason	61 53								
12	A	Duke	45 107	8	A	Delaware	37 69								
195	A	Charleston So.	72 70	85	A	VCU	53 65								
246	H	Campbell	79 73	210	H	Northeastern	60 53								
91	A	Charlotte	74 73	274	A	N.C. A&T	90 63								
59	H	Drexel	43 58	263	A	Ohio	56 51								

Non-Div I Games:

UNC Wilmington

■ Loss,
 ■ Non-Conf, S Site,
 ■ Home
 ■ Away
 N Neutral

Average RPI Win:	230	WON-LOST	WINNING	LAST 12	STRENGTH OF	OPP. STRENGTH	TEAM	ADJ.	CONF.	ADJ CONF.
Average RPI Loss:	105	RECORD	PCT. RANK	GAMES	SCHEDULE	OF SCHEDULE	RPI	RPI	RPI	RPI
DIV. I ONLY	11- 6	92	7- 5	248	141	154	154	10	10	
DIV. I NON-CONF.	7- 4	99	3- 3	279	171	169	169	10	10	
TOTALS	RPI 1-25	RPI 26-50	W-L RECORDS	RPI 51-100	RPI 101-150	RPI 150+				
11- 6	0- 1	0- 0	OVERALL	1- 3	2- 1	8- 1				
6- 3	0- 0	0- 0	HOME	1- 2	2- 1	3- 0				
3- 3	0- 1	0- 0	AWAY	0- 1	0- 0	3- 1				
2- 0	0- 0	0- 0	NEUTRAL	0- 0	0- 0	2- 0				
7- 4	0- 1	0- 0	NON-CONFERENCE	0- 2	1- 0	6- 1				
4- 1	0- 0	0- 0	HOME	0- 1	1- 0	3- 0				
1- 3	0- 1	0- 0	AWAY	0- 1	0- 0	1- 1				
2- 0	0- 0	0- 0	NEUTRAL	0- 0	0- 0	2- 0				
4- 2	0- 0	0- 0	CONFERENCE	1- 1	1- 1	2- 0				
2- 2	0- 0	0- 0	HOME	1- 1	1- 1	0- 0				
2- 0	0- 0	0- 0	AWAY	0- 0	0- 0	2- 0				
0- 0	0- 0	0- 0	NEUTRAL	0- 0	0- 0	0- 0				

RPI 1-25				RPI 26-50				RPI 51-100				RPI 101+ Team's RPI: 154			
RPI	S	Opponent	Score	RPI	S	Opponent	Score	RPI	S	Opponent	Score	RPI	S	Opponent	Score
15	A	Green Bay	67 75					51	H	Missouri St.	62 54	121	H	Indiana St.	62 68
								63	H	Iowa	74 78	136	H	Illinois St.	79 73
								67	H	Wichita St.	40 67	137	H	South Dakota	53 43
								92	A	Iowa St.	57 84	213	H	North Dakota St.	60 41
												215	N	Youngstown St.	90 73
												250	H	Colorado St.	61 50
												271	A	North Dakota	70 74
												288	A	Evansville	61 51
												289	N	Wyoming	60 46
												303	A	Southern Ill.	70 66
												319	H	Southeast Mo. St.	62 42
												324	A	Chicago St.	88 54
LAST 12 Division I GAMES:															
67	H	Wichita St.	40 67	136	H	Illinois St.	79 73								
92	A	Iowa St.	57 84	121	H	Indiana St.	62 68								
271	A	North Dakota	70 74	303	A	Southern Ill.	70 66								
213	H	North Dakota St.	60 41	288	A	Evansville	61 51								
137	H	South Dakota	53 43	51	H	Missouri St.	62 54								
15	A	Green Bay	67 75	319	H	Southeast Mo. St.	62 42								

Non-Div I Games:

UNI

Average RPI Win:	206	WON-LOST	WINNING	LAST 12	STRENGTH OF	OPP. STRENGTH	TEAM	ADJ.	CONF.	ADJ CONF.
Average RPI Loss:	52	RECORD	PCT. RANK	GAMES	SCHEDULE	OF SCHEDULE	RPI	RPI	RPI	RPI
DIV. I ONLY	13- 5	60	7- 5	174	82	94	94	23	23	
DIV. I NON-CONF.	12- 4	60	6- 4	186	53	89	89	25	25	
TOTALS	RPI 1-25	RPI 26-50	W-L RECORDS	RPI 51-100	RPI 101-150	RPI 150+				
13- 5	1- 0	0- 3	OVERALL	2- 2	0- 0	10- 0				
7- 3	1- 0	0- 2	HOME	1- 1	0- 0	5- 0				
4- 2	0- 0	0- 1	AWAY	1- 1	0- 0	3- 0				
2- 0	0- 0	0- 0	NEUTRAL	0- 0	0- 0	2- 0				
12- 4	1- 0	0- 3	NON-CONFERENCE	2- 1	0- 0	9- 0				
7- 2	1- 0	0- 2	HOME	1- 0	0- 0	5- 0				
3- 2	0- 0	0- 1	AWAY	1- 1	0- 0	2- 0				
2- 0	0- 0	0- 0	NEUTRAL	0- 0	0- 0	2- 0				
1- 1	0- 0	0- 0	CONFERENCE	0- 1	0- 0	1- 0				
0- 1	0- 0	0- 0	HOME	0- 1	0- 0	0- 0				
1- 0	0- 0	0- 0	AWAY	0- 0	0- 0	1- 0				
0- 0	0- 0	0- 0	NEUTRAL	0- 0	0- 0	0- 0				

RPI 1-25				RPI 26-50				RPI 51-100				Team's RPI: 94		RPI 101+			
RPI	S	Opponent	Score	RPI	S	Opponent	Score	RPI	S	Opponent	Score			RPI	S	Opponent	Score
6	H	Kansas St.	44 38	26	H	Georgetown	45 64	58	A	Arizona	58 62			191	A	UC Santa Barbara	46 44
				31	A	California	48 70	63	A	Iowa	69 59			210	H	Northeastern	61 58
				47	H	Northwestern	49 79	74	H	Fresno St.	73 71			213	H	North Dakota St.	76 57
								96	H	San Diego St.	62 66			233	H	UTSA	74 67
														255	A	Nevada	74 63
														256	N	Butler	62 39
														278	H	San Jose St.	78 41
														289	A	Wyoming	54 51
														306	H	UC Riverside	64 36
														309	N	Prairie View	73 60
LAST 12 Division I GAMES:																	
6	H	Kansas St.	44 38	96	H	San Diego St.	62 66										
213	H	North Dakota St.	76 57	289	A	Wyoming	54 51										
47	H	Northwestern	49 79	74	H	Fresno St.	73 71										
191	A	UC Santa Barbara	46 44	255	A	Nevada	74 63										
31	A	California	48 70	58	A	Arizona	58 62										
309	N	Prairie View	73 60	26	H	Georgetown	45 64										

Non-Div I Games:

UNLV

■ Loss,
■ Non-Conf, S Site,
■ Home
■ Away
N Neutral

Average RPI Win:	278	WON-LOST	WINNING	LAST 12	STRENGTH OF	OPP. STRENGTH	TEAM	ADJ.	CONF.	ADJ CONF.
Average RPI Loss:	96	RECORD	PCT. RANK	GAMES	SCHEDULE	OF SCHEDULE	RPI	RPI	RPI	RPI
DIV. I ONLY	9- 7	133	6- 6	213	227	147	147	31	31	
DIV. I NON-CONF.	6- 7	180	3- 6	189	204	132	132	30	30	
TOTALS	RPI 1-25	RPI 26-50	W-L RECORDS	RPI 51-100	RPI 101-150	RPI 150+				
9- 7	0- 2	0- 1	OVERALL	0- 0	0- 3	9- 1				
6- 1	0- 0	0- 1	HOME	0- 0	0- 0	6- 0				
3- 6	0- 2	0- 0	AWAY	0- 0	0- 3	3- 1				
0- 0	0- 0	0- 0	NEUTRAL	0- 0	0- 0	0- 0				
6- 7	0- 2	0- 1	NON-CONFERENCE	0- 0	0- 3	6- 1				
4- 1	0- 0	0- 1	HOME	0- 0	0- 0	4- 0				
2- 6	0- 2	0- 0	AWAY	0- 0	0- 3	2- 1				
0- 0	0- 0	0- 0	NEUTRAL	0- 0	0- 0	0- 0				
3- 0	0- 0	0- 0	CONFERENCE	0- 0	0- 0	3- 0				
2- 0	0- 0	0- 0	HOME	0- 0	0- 0	2- 0				
1- 0	0- 0	0- 0	AWAY	0- 0	0- 0	1- 0				
0- 0	0- 0	0- 0	NEUTRAL	0- 0	0- 0	0- 0				

RPI 1-25				RPI 26-50				RPI 51-100				RPI 101+ Team's RPI: 147			
RPI	S	Opponent	Score	RPI	S	Opponent	Score	RPI	S	Opponent	Score	RPI	S	Opponent	Score
21	A	Purdue	39 65	34	H	Vanderbilt	84 99					108	A	Central Ark.	65 69
25	A	Louisville	57 70									119	A	Memphis	69 90
												121	A	Indiana St.	55 66
												177	H	SIU Edwardsville	91 59
												245	A	Arkansas St.	68 83
												272	A	Saint Louis	70 55
												280	A	Tennessee St.	114 105
												288	H	Evansville	78 69
												290	A	Southern Miss.	88 69
												293	H	Belmont	67 48
												296	H	Tennessee Tech	83 61
												299	H	Air Force	84 60
												303	H	Southern Ill.	91 70
LAST 12 Division I GAMES:															
303	H	Southern Ill.	91 70	245	A	Arkansas St.	68 83								
288	H	Evansville	78 69	177	H	SIU Edwardsville	91 59								
108	A	Central Ark.	65 69	280	A	Tennessee St.	114 105								
34	H	Vanderbilt	84 99	296	H	Tennessee Tech	83 61								
119	A	Memphis	69 90	25	A	Louisville	57 70								
121	A	Indiana St.	55 66	272	A	Saint Louis	70 55								

Non-Div I Games:

UT Martin

■ Loss,
■ Non-Conf, S Site,
■ Home
■ Away
N Neutral

Average RPI Win:	197	WON-LOST	WINNING	LAST 12	STRENGTH OF	OPP. STRENGTH	TEAM	ADJ.	CONF.	ADJ CONF.
Average RPI Loss:	133	RECORD	PCT. RANK	GAMES	SCHEDULE	OF SCHEDULE	RPI	RPI	RPI	RPI
DIV. I ONLY	15- 2	9	10- 2	228	166	70	70	11	11	
DIV. I NON-CONF.	11- 2	24	6- 2	303	187	94	94	19	19	
TOTALS	RPI 1-25	RPI 26-50	W-L RECORDS	RPI 51-100	RPI 101-150	RPI 150+				
15- 2	0- 0	0- 0	OVERALL	2- 1	4- 0	9- 1				
10- 1	0- 0	0- 0	HOME	1- 0	4- 0	5- 1				
5- 1	0- 0	0- 0	AWAY	1- 1	0- 0	4- 0				
0- 0	0- 0	0- 0	NEUTRAL	0- 0	0- 0	0- 0				
11- 2	0- 0	0- 0	NON-CONFERENCE	1- 1	3- 0	7- 1				
8- 1	0- 0	0- 0	HOME	1- 0	3- 0	4- 1				
3- 1	0- 0	0- 0	AWAY	0- 1	0- 0	3- 0				
0- 0	0- 0	0- 0	NEUTRAL	0- 0	0- 0	0- 0				
4- 0	0- 0	0- 0	CONFERENCE	1- 0	1- 0	2- 0				
2- 0	0- 0	0- 0	HOME	0- 0	1- 0	1- 0				
2- 0	0- 0	0- 0	AWAY	1- 0	0- 0	1- 0				
0- 0	0- 0	0- 0	NEUTRAL	0- 0	0- 0	0- 0				

RPI 1-25				RPI 26-50				RPI 51-100				Team's RPI: 70		RPI 101+			
RPI	S	Opponent	Score	RPI	S	Opponent	Score	RPI	S	Opponent	Score			RPI	S	Opponent	Score
								57	A	Tulane	65 64			119	H	Memphis	66 60
								68	H	Idaho St.	79 63			139	H	Lamar	81 52
								75	A	Arizona St.	45 47			141	H	Northern Colo.	74 51
														149	H	Denver	80 49
														164	A	SMU	64 53
														191	H	UC Santa Barbara	48 49
														193	H	Tex.-Pan American	62 51
														202	H	Tulsa	67 56
														217	H	Texas St.	81 58
														270	A	Loyola Marymount	68 48
														287	A	New Mexico	53 43
														308	A	New Mexico St.	76 72
														308	H	New Mexico St.	63 27
														340	H	Houston Baptist	82 53
LAST 12 Division I GAMES:																	
				75	A	Arizona St.	45 47	57	A	Tulane	65 64						
				191	H	UC Santa Barbara	48 49	202	H	Tulsa	67 56						
				270	A	Loyola Marymount	68 48	119	H	Memphis	66 60						
				141	H	Northern Colo.	74 51	164	A	SMU	64 53						
				287	A	New Mexico	53 43	217	H	Texas St.	81 58						
				139	H	Lamar	81 52	308	H	New Mexico St.	63 27						

Non-Div I Games:

UTEP

U
T
S
A

UTSA				Through Games Of Sunday, January 15, 2012						
Average RPI Win:	219	WON-LOST	WINNING	LAST 12	STRENGTH OF	OPP. STRENGTH	TEAM	ADJ.	CONF.	ADJ CONF.
Average RPI Loss:	120	RECORD	PCT. RANK	GAMES	SCHEDULE	OF SCHEDULE	RPI	RPI	RPI	RPI
DIV. I ONLY		6- 10	231	5- 7	140	137	233	233	24	24
DIV. I NON-CONF.		4- 9	256	3- 6	143	66	228	228	26	26

TOTALS	RPI 1-25	RPI 26-50		W-L RECORDS		RPI 51-100	RPI 101-150		RPI 150+	
6- 10	0- 1	0- 0		OVERALL		0- 4	0- 2		6- 3	
5- 6	0- 0	0- 0		HOME		0- 3	0- 2		5- 1	
1- 4	0- 1	0- 0		AWAY		0- 1	0- 0		1- 2	
0- 0	0- 0	0- 0		NEUTRAL		0- 0	0- 0		0- 0	
4- 9	0- 1	0- 0		NON-CONFERENCE		0- 4	0- 1		4- 3	
4- 5	0- 0	0- 0		HOME		0- 3	0- 1		4- 1	
0- 4	0- 1	0- 0		AWAY		0- 1	0- 0		0- 2	
0- 0	0- 0	0- 0		NEUTRAL		0- 0	0- 0		0- 0	
2- 1	0- 0	0- 0		CONFERENCE		0- 0	0- 1		2- 0	
1- 1	0- 0	0- 0		HOME		0- 0	0- 1		1- 0	
1- 0	0- 0	0- 0		AWAY		0- 0	0- 0		1- 0	
0- 0	0- 0	0- 0		NEUTRAL		0- 0	0- 0		0- 0	

U
T
S
A

RPI 1-25				RPI 26-50				RPI 51-100				RPI 101+ Team's RPI: 233			
RPI	S	Opponent	Score	RPI	S	Opponent	Score	RPI	S	Opponent	Score	RPI	S	Opponent	Score
17	A	Southern California	56 74					61	H	Missouri	50 70	132	H	Sam Houston St.	50 63
								67	H	Wichita St.	56 69	148	H	South Ala.	42 54
								94	A	UNLV	67 74	157	H	Stephen F. Austin	50 46
								98	H	Creighton	53 54	164	A	SMU	65 69
												166	H	FIU	61 54
												172	H	Detroit	59 55
												192	A	TCU	30 65
												193	H	Tex.-Pan American	68 54
												229	H	Rice	46 71
												305	H	Houston	70 59
												318	A	A&M-Corpus Christi	58 38
LAST 12 Division I GAMES:															
193	H	Tex.-Pan American	68 54	157	H	Stephen F. Austin	50 46								
98	H	Creighton	53 54	318	A	A&M-Corpus Christi	58 38								
67	H	Wichita St.	56 69	132	H	Sam Houston St.	50 63								
305	H	Houston	70 59	229	H	Rice	46 71								
17	A	Southern California	56 74	164	A	SMU	65 69								
172	H	Detroit	59 55	148	H	South Ala.	42 54								

Non-Div I Games:

UTSA

Average RPI Win:	236	WON-LOST	WINNING	LAST 12	STRENGTH OF	OPP. STRENGTH	TEAM	ADJ.	CONF.	ADJ CONF.
Average RPI Loss:	61	RECORD	PCT. RANK	GAMES	SCHEDULE	OF SCHEDULE	RPI	RPI	RPI	RPI
DIV. I ONLY	8- 8	166	6- 6	77	126	142	142	5	5	
DIV. I NON-CONF.	7- 4	99	5- 2	220	207	210	210	6	6	
TOTALS	RPI 1-25	RPI 26-50	W-L RECORDS	RPI 51-100	RPI 101-150	RPI 150+				
8- 8	0- 2	0- 2	OVERALL	1- 2	1- 2	6- 0				
6- 3	0- 1	0- 1	HOME	1- 0	0- 1	5- 0				
1- 4	0- 1	0- 1	AWAY	0- 2	1- 0	0- 0				
1- 1	0- 0	0- 0	NEUTRAL	0- 0	0- 1	1- 0				
7- 4	0- 1	0- 1	NON-CONFERENCE	1- 1	0- 1	6- 0				
6- 0	0- 0	0- 0	HOME	1- 0	0- 0	5- 0				
0- 3	0- 1	0- 1	AWAY	0- 1	0- 0	0- 0				
1- 1	0- 0	0- 0	NEUTRAL	0- 0	0- 1	1- 0				
1- 4	0- 1	0- 1	CONFERENCE	0- 1	1- 1	0- 0				
0- 3	0- 1	0- 1	HOME	0- 0	0- 1	0- 0				
1- 1	0- 0	0- 0	AWAY	0- 1	1- 0	0- 0				
0- 0	0- 0	0- 0	NEUTRAL	0- 0	0- 0	0- 0				

RPI 1-25				RPI 26-50				RPI 51-100				RPI 101+ Team's RPI: 142			
RPI	S	Opponent	Score	RPI	S	Opponent	Score	RPI	S	Opponent	Score	RPI	S	Opponent	Score
4	H	Stanford	43 62	31	H	California	56 63	66	A	Washington St.	43 60	103	A	Washington	49 36
16	A	Michigan	50 55	43	A	BYU	58 63	68	H	Idaho St.	56 31	109	H	Colorado	52 58
								73	A	Arkansas	56 57	148	N	South Ala.	53 61
												172	N	Detroit	64 55
												273	H	Southern Utah	74 60
												308	H	New Mexico St.	74 37
												314	H	Utah Valley	82 51
												322	H	Texas Southern	75 33
												330	H	Weber St.	81 63
LAST 12 Division I GAMES:															
314	H	Utah Valley	82 51	31	H	California	56 63								
308	H	New Mexico St.	74 37	4	H	Stanford	43 62								
322	H	Texas Southern	75 33	103	A	Washington	49 36								
43	A	BYU	58 63	66	A	Washington St.	43 60								
68	H	Idaho St.	56 31	109	H	Colorado	52 58								
330	H	Weber St.	81 63	148	N	South Ala.	53 61								

Non-Div I Games:

Utah

Average RPI Win:	267	WON-LOST	WINNING	LAST 12	STRENGTH OF	OPP. STRENGTH	TEAM	ADJ.	CONF.	ADJ CONF.
Average RPI Loss:	112	RECORD	PCT. RANK	GAMES	SCHEDULE	OF SCHEDULE	RPI	RPI	RPI	RPI
DIV. I ONLY	10- 5	78	7- 4	236	286	123	123	25	25	
DIV. I NON-CONF.	8- 5	107	5- 4	209	293	112	112	27	27	
TOTALS	RPI 1-25	RPI 26-50	W-L RECORDS	RPI 51-100	RPI 101-150	RPI 150+				
10- 5	0- 0	0- 1	OVERALL	0- 2	0- 0	10- 2				
5- 1	0- 0	0- 1	HOME	0- 0	0- 0	5- 0				
5- 4	0- 0	0- 0	AWAY	0- 2	0- 0	5- 2				
0- 0	0- 0	0- 0	NEUTRAL	0- 0	0- 0	0- 0				
8- 5	0- 0	0- 1	NON-CONFERENCE	0- 2	0- 0	8- 2				
5- 1	0- 0	0- 1	HOME	0- 0	0- 0	5- 0				
3- 4	0- 0	0- 0	AWAY	0- 2	0- 0	3- 2				
0- 0	0- 0	0- 0	NEUTRAL	0- 0	0- 0	0- 0				
2- 0	0- 0	0- 0	CONFERENCE	0- 0	0- 0	2- 0				
0- 0	0- 0	0- 0	HOME	0- 0	0- 0	0- 0				
2- 0	0- 0	0- 0	AWAY	0- 0	0- 0	2- 0				
0- 0	0- 0	0- 0	NEUTRAL	0- 0	0- 0	0- 0				

RPI 1-25				RPI 26-50				RPI 51-100				RPI 101+				Team's RPI: 123	
RPI	S	Opponent	Score	RPI	S	Opponent	Score	RPI	S	Opponent	Score	RPI	S	Opponent	Score		
				43	H	BYU	65 73	68	A	Idaho St.	65 67	160	A	Montana St.	61 78		
								82	A	South Dakota St.	73 84	200	A	Boise St.	64 52		
												200	H	Boise St.	97 86		
												201	A	UC Irvine	69 64		
												209	A	Montana	60 61		
												221	A	Louisiana Tech	79 62		
												289	A	Wyoming	62 56		
												298	H	Northern Ariz.	70 51		
												306	H	UC Riverside	71 68		
												308	A	New Mexico St.	74 56		
												314	H	Utah Valley	61 43		
												330	H	Weber St.	73 63		
LAST 12 Division I GAMES:																	
				43	H	BYU	65 73	221	A	Louisiana Tech	79 62						
				68	A	Idaho St.	65 67	308	A	New Mexico St.	74 56						
				160	A	Montana St.	61 78	314	H	Utah Valley	61 43						
				209	A	Montana	60 61	200	A	Boise St.	64 52						
				306	H	UC Riverside	71 68	298	H	Northern Ariz.	70 51						
				200	H	Boise St.	97 86	201	A	UC Irvine	69 64						

Non-Div I Games: Asbury 83 53

Utah St.

Utah Valley

Through Games Of Sunday, January 15, 2012

Average RPI Win:	257	WON-LOST	WINNING	LAST 12	STRENGTH OF	OPP. STRENGTH	TEAM	ADJ.	CONF.	ADJ CONF.
Average RPI Loss:	220	RECORD	PCT. RANK	GAMES	SCHEDULE	OF SCHEDULE	RPI	RPI	RPI	RPI
DIV. I ONLY	7- 9	207	5- 7	340	215	314	314	33	33	
DIV. I NON-CONF.	7- 9	205	5- 7	336	217	312	312	33	33	
TOTALS	RPI 1-25	RPI 26-50	W-L RECORDS	RPI 51-100	RPI 101-150	RPI 150+				
7- 9	0- 0	0- 0	OVERALL	1- 0	0- 3	6- 6				
5- 3	0- 0	0- 0	HOME	1- 0	0- 1	4- 2				
1- 6	0- 0	0- 0	AWAY	0- 0	0- 2	1- 4				
1- 0	0- 0	0- 0	NEUTRAL	0- 0	0- 0	1- 0				
7- 9	0- 0	0- 0	NON-CONFERENCE	1- 0	0- 3	6- 6				
5- 3	0- 0	0- 0	HOME	1- 0	0- 1	4- 2				
1- 6	0- 0	0- 0	AWAY	0- 0	0- 2	1- 4				
1- 0	0- 0	0- 0	NEUTRAL	0- 0	0- 0	1- 0				
0- 0	0- 0	0- 0	CONFERENCE	0- 0	0- 0	0- 0				
0- 0	0- 0	0- 0	HOME	0- 0	0- 0	0- 0				
0- 0	0- 0	0- 0	AWAY	0- 0	0- 0	0- 0				
0- 0	0- 0	0- 0	NEUTRAL	0- 0	0- 0	0- 0				

RPI 1-25			RPI 26-50			RPI 51-100			RPI 101+			Team's RPI: 314
RPI	S	Opponent	Score	RPI	S	Opponent	Score	RPI	S	Opponent	Score	
						68 H Idaho St.	68 59			123 A Utah St.	43 61	
										137 H South Dakota	54 63	
										142 A Utah	51 82	
										200 A Boise St.	64 85	
										202 H Tulsa	78 62	
										251 H Longwood	64 59	
										253 A Long Beach St.	43 75	
										273 A Southern Utah	65 80	
										273 H Southern Utah	59 60	
										278 H San Jose St.	45 57	
										298 A Northern Ariz.	59 73	
										298 H Northern Ariz.	73 56	
										317 N Kent St.	46 45	
										330 A Weber St.	72 65	
										330 H Weber St.	63 59	
LAST 12 Division I GAMES:												
330 A		Weber St.	72 65	251 H		Longwood	64 59					
137 H		South Dakota	54 63	123 A		Utah St.	43 61					
298 H		Northern Ariz.	73 56	278 H		San Jose St.	45 57					
273 H		Southern Utah	59 60	200 A		Boise St.	64 85					
330 H		Weber St.	63 59	142 A		Utah	51 82					
202 H		Tulsa	78 62	273 A		Southern Utah	65 80					

Non-Div I Games:

Utah Valley

■ Loss,
 ■ Non-Conf,
 S Site,
 ■ Home
 ■ Away
 N Neutral

Average RPI Win:	186	WON-LOST	WINNING	LAST 12	STRENGTH OF	OPP. STRENGTH	TEAM	ADJ.	CONF.	ADJ CONF.
Average RPI Loss:	61	RECORD	PCT. RANK	GAMES	SCHEDULE	OF SCHEDULE	RPI	RPI	RPI	RPI
DIV. I ONLY	11- 5	69	9- 3	131	86	85	85	7	7	
DIV. I NON-CONF.	7- 4	99	5- 2	99	121	71	71	7	7	
TOTALS	RPI 1-25	RPI 26-50	W-L RECORDS	RPI 51-100	RPI 101-150	RPI 150+				
11- 5	0- 1	0- 2	OVERALL	1- 1	3- 1	7- 0				
5- 3	0- 0	0- 1	HOME	1- 1	1- 1	3- 0				
5- 2	0- 1	0- 1	AWAY	0- 0	2- 0	3- 0				
1- 0	0- 0	0- 0	NEUTRAL	0- 0	0- 0	1- 0				
7- 4	0- 1	0- 1	NON-CONFERENCE	0- 1	2- 1	5- 0				
2- 3	0- 0	0- 1	HOME	0- 1	1- 1	1- 0				
4- 1	0- 1	0- 0	AWAY	0- 0	1- 0	3- 0				
1- 0	0- 0	0- 0	NEUTRAL	0- 0	0- 0	1- 0				
4- 1	0- 0	0- 1	CONFERENCE	1- 0	1- 0	2- 0				
3- 0	0- 0	0- 0	HOME	1- 0	0- 0	2- 0				
1- 1	0- 0	0- 1	AWAY	0- 0	1- 0	0- 0				
0- 0	0- 0	0- 0	NEUTRAL	0- 0	0- 0	0- 0				

RPI 1-25				RPI 26-50				RPI 51-100				Team's RPI: 85	RPI 101+			
RPI	S	Opponent	Score	RPI	S	Opponent	Score	RPI	S	Opponent	Score		RPI	S	Opponent	Score
11	A	Miami (FL)	61 91	32	A	James Madison	43 64	89	H	UNC Wilmington	65 53		124	H	Coppin St.	74 66
				36	H	Richmond	77 78	91	H	Charlotte	58 68		126	A	UMKC	78 70
													133	H	High Point	67 82
													146	A	William & Mary	83 80
													165	A	Liberty	52 47
													210	H	Northeastern	67 60
													216	H	Old Dominion	76 72
													220	A	Winthrop	69 52
													236	A	East Carolina	62 49
													248	N	Morgan St.	73 52
													262	H	Norfolk St.	79 59
LAST 12 Division I GAMES:																
248	N	Morgan St.	73 52	146	A	William & Mary	83 80									
262	H	Norfolk St.	79 59	216	H	Old Dominion	76 72									
124	H	Coppin St.	74 66	89	H	UNC Wilmington	65 53									
236	A	East Carolina	62 49	32	A	James Madison	43 64									
210	H	Northeastern	67 60	11	A	Miami (FL)	61 91									
36	H	Richmond	77 78	220	A	Winthrop	69 52									

Non-Div I Games:

VCU

■ Loss,
■ Non-Conf,
■ S Site,
■ H Home
■ A Away
N Neutral

Valparaiso

Through Games Of Sunday, January 15, 2012

Average RPI Win:	220	WON-LOST	WINNING	LAST 12	STRENGTH OF	OPP. STRENGTH	TEAM	ADJ.	CONF.	ADJ CONF.
Average RPI Loss:	189	RECORD	PCT. RANK	GAMES	SCHEDULE	OF SCHEDULE	RPI	RPI	RPI	RPI
DIV. I ONLY	4- 11	281	4- 7	185	308	295	295	13	13	
DIV. I NON-CONF.	3- 7	260	3- 3	155	302	285	285	18	18	
TOTALS	RPI 1-25	RPI 26-50	W-L RECORDS	RPI 51-100	RPI 101-150	RPI 150+				
4- 11	0- 0	0- 0	OVERALL	0- 0	1- 2	3- 9				
3- 5	0- 0	0- 0	HOME	0- 0	1- 0	2- 5				
1- 5	0- 0	0- 0	AWAY	0- 0	0- 2	1- 3				
0- 1	0- 0	0- 0	NEUTRAL	0- 0	0- 0	0- 1				
3- 7	0- 0	0- 0	NON-CONFERENCE	0- 0	1- 2	2- 5				
2- 3	0- 0	0- 0	HOME	0- 0	1- 0	1- 3				
1- 3	0- 0	0- 0	AWAY	0- 0	0- 2	1- 1				
0- 1	0- 0	0- 0	NEUTRAL	0- 0	0- 0	0- 1				
1- 4	0- 0	0- 0	CONFERENCE	0- 0	0- 0	1- 4				
1- 2	0- 0	0- 0	HOME	0- 0	0- 0	1- 2				
0- 2	0- 0	0- 0	AWAY	0- 0	0- 0	0- 2				
0- 0	0- 0	0- 0	NEUTRAL	0- 0	0- 0	0- 0				

RPI 1-25			RPI 26-50			RPI 51-100			RPI 101+ Team's RPI: 295		
RPI	S	Opponent	Score	RPI	S	Opponent	Score	RPI	S	Opponent	Score
								109	A	Colorado	32 60
								112	H	Eastern Ill.	53 50
								135	A	Pittsburgh	56 65
								153	A	Wright St.	42 58
								160	N	Montana St.	55 71
								172	A	Detroit	52 68
								177	A	SIU Edwardsville	64 67
								181	H	Lehigh	39 41
								215	H	Youngstown St.	48 55
								229	H	Rice	46 54
								247	A	Ball St.	67 53
								256	H	Butler	58 53
								266	H	IPFW	64 43
								269	H	Western Ill.	55 67
								283	H	Cleveland St.	45 49
LAST 12 Division I GAMES:											
112	H	Eastern Ill.	53 50	256	H	Butler	58 53				
247	A	Ball St.	67 53	215	H	Youngstown St.	48 55				
135	A	Pittsburgh	56 65	283	H	Cleveland St.	45 49				
266	H	IPFW	64 43	172	A	Detroit	52 68				
181	H	Lehigh	39 41	153	A	Wright St.	42 58				
160	N	Montana St.	55 71	109	A	Colorado	32 60				

Non-Div I Games: Ind.-Northwest 80 47

Valparaiso

 Loss,
 Non-Conf,
 S Site,
 H Home
 A Away
 N Neutral

Vanderbilt

Through Games Of Sunday, January 15, 2012

Average RPI Win:	182	WON-LOST	WINNING	LAST 12	STRENGTH OF	OPP. STRENGTH	TEAM	ADJ.	CONF.	ADJ CONF.
Average RPI Loss:	31	RECORD	PCT. RANK	GAMES	SCHEDULE	OF SCHEDULE	RPI	RPI	RPI	RPI
DIV. I ONLY	14- 3	23	9- 3	111	109	34	34	3	3	
DIV. I NON-CONF.	12- 1	7	7- 1	198	192	59	59	5	5	
TOTALS	RPI 1-25	RPI 26-50	W-L RECORDS	RPI 51-100	RPI 101-150	RPI 150+				
14- 3	0- 1	2- 2	OVERALL	0- 0	6- 0	6- 0				
12- 0	0- 0	2- 0	HOME	0- 0	5- 0	5- 0				
2- 3	0- 1	0- 2	AWAY	0- 0	1- 0	1- 0				
0- 0	0- 0	0- 0	NEUTRAL	0- 0	0- 0	0- 0				
12- 1	0- 0	2- 1	NON-CONFERENCE	0- 0	4- 0	6- 0				
10- 0	0- 0	2- 0	HOME	0- 0	3- 0	5- 0				
2- 1	0- 0	0- 1	AWAY	0- 0	1- 0	1- 0				
0- 0	0- 0	0- 0	NEUTRAL	0- 0	0- 0	0- 0				
2- 2	0- 1	0- 1	CONFERENCE	0- 0	2- 0	0- 0				
2- 0	0- 0	0- 0	HOME	0- 0	2- 0	0- 0				
0- 2	0- 1	0- 1	AWAY	0- 0	0- 0	0- 0				
0- 0	0- 0	0- 0	NEUTRAL	0- 0	0- 0	0- 0				

RPI S Opponent	Score	RPI S Opponent	Score	Team's RPI: 34	RPI S Opponent	Score	RPI S Opponent	Score
1 A Tennessee	64 87	41 A South Carolina	55 65				116 H Auburn	66 58
		44 H Oklahoma	78 66				132 H Sam Houston St.	79 56
		49 H Florida St.	64 59				133 H High Point	70 54
		50 A North Carolina St.	59 66				140 H Ole Miss	68 52
							147 A UT Martin	99 84
							149 H Denver	77 56
							208 H Alabama A&M	86 55
							252 H Western Caro.	81 36
							269 H Western Ill.	95 51
							276 A Austin Peay	83 51
							302 H S.C. Upstate	88 42
							335 H Lipscomb	81 39
LAST 12 Division I GAMES:								
49 H Florida St.	64 59	1 A Tennessee	64 87					
50 A North Carolina St.	59 66	116 H Auburn	66 58					
147 A UT Martin	99 84	140 H Ole Miss	68 52					
133 H High Point	70 54	41 A South Carolina	55 65					
149 H Denver	77 56	252 H Western Caro.	81 36					
276 A Austin Peay	83 51	44 H Oklahoma	78 66					

Non-Div I Games:

Vanderbilt

Loss, Non-Conf, S Site, H Home A Away N Neutral

Average RPI Win: 226	WON-LOST	WINNING	LAST 12	STRENGTH OF	OPP. STRENGTH	TEAM	ADJ.	CONF.	ADJ CONF.
Average RPI Loss: 147	RECORD	PCT. RANK	GAMES	SCHEDULE	OF SCHEDULE	RPI	RPI	RPI	RPI
DIV. I ONLY	8- 10	198	3- 9	269	195	235	235	15	15
DIV. I NON-CONF.	6- 7	180	1- 6	288	183	252	252	13	13
TOTALS	RPI 1-25	RPI 26-50	W-L RECORDS	RPI 51-100	RPI 101-150	RPI 150+			
8- 10	0- 0	0- 2	OVERALL	2- 1	1- 2	5- 5			
4- 4	0- 0	0- 0	HOME	1- 0	1- 1	2- 3			
3- 4	0- 0	0- 1	AWAY	1- 1	0- 0	2- 2			
1- 2	0- 0	0- 1	NEUTRAL	0- 0	0- 1	1- 0			
6- 7	0- 0	0- 2	NON-CONFERENCE	1- 1	1- 1	4- 3			
3- 1	0- 0	0- 0	HOME	1- 0	1- 0	1- 1			
2- 4	0- 0	0- 1	AWAY	0- 1	0- 0	2- 2			
1- 2	0- 0	0- 1	NEUTRAL	0- 0	0- 1	1- 0			
2- 3	0- 0	0- 0	CONFERENCE	1- 0	0- 1	1- 2			
1- 3	0- 0	0- 0	HOME	0- 0	0- 1	1- 2			
1- 0	0- 0	0- 0	AWAY	1- 0	0- 0	0- 0			
0- 0	0- 0	0- 0	NEUTRAL	0- 0	0- 0	0- 0			

RPI 1-25				RPI 26-50				RPI 51-100				RPI 101+				Team's RPI: 235	
RPI	S	Opponent	Score	RPI	S	Opponent	Score	RPI	S	Opponent	Score	RPI	S	Opponent	Score		
				26	N	Georgetown	53 65	53	H	Saint Joseph's	80 67	111	H	Boston U.	60 61		
				38	A	Nebraska	41 94	62	A	Marquette	60 71	122	N	La Salle	59 68		
								83	A	Hartford	57 50	127	H	Fairfield	65 48		
												187	H	New Hampshire	63 69		
												206	A	Brown	57 61		
												210	A	Northeastern	62 78		
												237	H	Binghamton	69 48		
												244	H	Dartmouth	62 72		
												259	H	Stony Brook	47 54		
												311	H	Colgate	61 49		
												322	N	Texas Southern	72 60		
												333	A	Columbia	63 52		
												340	A	Houston Baptist	60 47		
LAST 12 Division I GAMES:																	
				122	N	La Salle	59 68	187	H	New Hampshire	63 69						
				26	N	Georgetown	53 65	237	H	Binghamton	69 48						
				62	A	Marquette	60 71	83	A	Hartford	57 50						
				38	A	Nebraska	41 94	111	H	Boston U.	60 61						
				206	A	Brown	57 61	259	H	Stony Brook	47 54						
				210	A	Northeastern	62 78	322	N	Texas Southern	72 60						

Non-Div I Games:

Vermont

 Loss,
 Non-Conf,
 S Site,
 H Home
 A Away
N Neutral

Villanova

Through Games Of Sunday, January 15, 2012

Average RPI Win:	97	WON-LOST	WINNING	LAST 12	STRENGTH OF	OPP. STRENGTH	TEAM	ADJ.	CONF.	ADJ CONF.
Average RPI Loss:	60	RECORD	PCT. RANK	GAMES	SCHEDULE	OF SCHEDULE	RPI	RPI	RPI	RPI
DIV. I ONLY	10- 6	106	7- 4	6	23	19	19	2	2	
DIV. I NON-CONF.	8- 3	73	5- 1	6	29	16	16	2	2	
TOTALS	RPI 1-25	RPI 26-50	W-L RECORDS	RPI 51-100	RPI 101-150	RPI 150+				
10- 6	0- 3	2- 0	OVERALL	4- 2	2- 0	2- 1				
2- 2	0- 2	0- 0	HOME	1- 0	1- 0	0- 0				
6- 4	0- 1	1- 0	AWAY	2- 2	1- 0	2- 1				
2- 0	0- 0	1- 0	NEUTRAL	1- 0	0- 0	0- 0				
8- 3	0- 2	2- 0	NON-CONFERENCE	3- 0	1- 0	2- 1				
1- 1	0- 1	0- 0	HOME	1- 0	0- 0	0- 0				
5- 2	0- 1	1- 0	AWAY	1- 0	1- 0	2- 1				
2- 0	0- 0	1- 0	NEUTRAL	1- 0	0- 0	0- 0				
2- 3	0- 1	0- 0	CONFERENCE	1- 2	1- 0	0- 0				
1- 1	0- 1	0- 0	HOME	0- 0	1- 0	0- 0				
1- 2	0- 0	0- 0	AWAY	1- 2	0- 0	0- 0				
0- 0	0- 0	0- 0	NEUTRAL	0- 0	0- 0	0- 0				

RPI	S	Opponent	Score	RPI	S	Opponent	Score	RPI	S	Opponent	Score	RPI	S	Opponent	Score
5	H	Connecticut	49 72	45	A	Marist	60 53	53	H	Saint Joseph's	52 46	122	A	La Salle	67 51
8	H	Delaware	56 64	46	N	St. Bonaventure	55 44	62	A	Marquette	50 51	135	H	Pittsburgh	70 62
22	A	Princeton	41 56					64	A	Temple	56 47	170	A	Iona	76 47
								76	N	Michigan St.	75 64	181	A	Lehigh	62 54
								79	A	West Virginia	56 61	182	A	Monmouth	48 49
								81	A	Providence	69 42				
LAST 12 Division I GAMES:															
46	N	St. Bonaventure	55 44	5	H	Connecticut	49 72	62	A	Marquette	50 51	79	A	West Virginia	56 61
64	A	Temple	56 47					135	H	Pittsburgh	70 62	182	A	Monmouth	48 49
53	H	Saint Joseph's	52 46					8	H	Delaware	56 64				
81	A	Providence	69 42												
122	A	La Salle	67 51												
181	A	Lehigh	62 54												

Non-Div I Games: USciences 77 44

Villanova

Loss, Non-Conf, S Site, H Home A Away N Neutral

Virginia

Through Games Of Sunday, January 15, 2012

Average RPI Win:	156	WON-LOST	WINNING	LAST 12	STRENGTH OF	OPP. STRENGTH	TEAM	ADJ.	CONF.	ADJ CONF.
Average RPI Loss:	63	RECORD	PCT. RANK	GAMES	SCHEDULE	OF SCHEDULE	RPI	RPI	RPI	RPI
DIV. I ONLY	14- 4	35	9- 3	64	55	37	37	6	6	
DIV. I NON-CONF.	12- 2	20	7- 1	62	42	34	34	4	4	
TOTALS	RPI 1-25	RPI 26-50	W-L RECORDS	RPI 51-100	RPI 101-150	RPI 150+				
14- 4	1- 1	2- 1	OVERALL	1- 1	2- 0	8- 1				
10- 1	1- 0	1- 0	HOME	0- 0	2- 0	6- 1				
4- 1	0- 1	1- 0	AWAY	1- 0	0- 0	2- 0				
0- 2	0- 0	0- 1	NEUTRAL	0- 1	0- 0	0- 0				
12- 2	1- 0	2- 1	NON-CONFERENCE	1- 1	2- 0	6- 0				
9- 0	1- 0	1- 0	HOME	0- 0	2- 0	5- 0				
3- 0	0- 0	1- 0	AWAY	1- 0	0- 0	1- 0				
0- 2	0- 0	0- 1	NEUTRAL	0- 1	0- 0	0- 0				
2- 2	0- 1	0- 0	CONFERENCE	0- 0	0- 0	2- 1				
1- 1	0- 0	0- 0	HOME	0- 0	0- 0	1- 1				
1- 1	0- 1	0- 0	AWAY	0- 0	0- 0	1- 0				
0- 0	0- 0	0- 0	NEUTRAL	0- 0	0- 0	0- 0				

RPI 1-25				RPI 26-50				Team's RPI: 37	RPI 51-100				RPI 101+			
RPI	S	Opponent	Score	RPI	S	Opponent	Score		RPI	S	Opponent	Score	RPI	S	Opponent	Score
1	H	Tennessee	69 64	31	N	California	50 59		55	N	Texas	53 79	120	H	Appalachian St.	80 48
12	A	Duke	66 77	32	H	James Madison	59 53		81	A	Providence	55 38	133	H	High Point	67 41
				36	A	Richmond	69 56						155	H	North Carolina	73 78
													165	H	Liberty	64 38
													176	H	Virginia Tech	52 39
													198	H	Indiana	65 49
													218	H	Massachusetts	53 38
													226	A	Hawaii	60 43
													227	A	Clemson	54 47
													241	H	Radford	92 43
													334	H	Wagner	84 41
LAST 12 Division I GAMES:																
334	H	Wagner	84 41	176	H	Virginia Tech	52 39									
32	H	James Madison	59 53	227	A	Clemson	54 47									
241	H	Radford	92 43	155	H	North Carolina	73 78									
165	H	Liberty	64 38	12	A	Duke	66 77									
36	A	Richmond	69 56	218	H	Massachusetts	53 38									
198	H	Indiana	65 49	31	N	California	50 59									

Non-Div I Games:

Virginia

■ Loss,
 ■ Non-Conf, S Site,
 ■ Home
 ■ Away
 N Neutral

Virginia Tech

Through Games Of Sunday, January 15, 2012

Average RPI Win:	225	WON-LOST	WINNING	LAST 12	STRENGTH OF	OPP. STRENGTH	TEAM	ADJ.	CONF.	ADJ CONF.
Average RPI Loss:	81	RECORD	PCT. RANK	GAMES	SCHEDULE	OF SCHEDULE	RPI	RPI	RPI	RPI
DIV. I ONLY	6- 12	247	4- 8	112	47	176	176	6	6	
DIV. I NON-CONF.	4- 9	256	2- 5	123	89	191	191	4	4	
TOTALS	RPI 1-25	RPI 26-50	W-L RECORDS	RPI 51-100	RPI 101-150	RPI 150+				
6- 12	0- 1	0- 4	OVERALL	0- 4	1- 2	5- 1				
2- 5	0- 1	0- 1	HOME	0- 2	1- 1	1- 0				
4- 6	0- 0	0- 2	AWAY	0- 2	0- 0	4- 1				
0- 1	0- 0	0- 0	NEUTRAL	0- 0	0- 1	0- 0				
4- 9	0- 0	0- 2	NON-CONFERENCE	0- 4	1- 2	3- 1				
2- 3	0- 0	0- 0	HOME	0- 2	1- 1	1- 0				
2- 5	0- 0	0- 2	AWAY	0- 2	0- 0	2- 1				
0- 1	0- 0	0- 0	NEUTRAL	0- 0	0- 1	0- 0				
2- 3	0- 1	0- 2	CONFERENCE	0- 0	0- 0	2- 0				
0- 2	0- 1	0- 1	HOME	0- 0	0- 0	0- 0				
2- 1	0- 0	0- 1	AWAY	0- 0	0- 0	2- 0				
0- 0	0- 0	0- 0	NEUTRAL	0- 0	0- 0	0- 0				

RPI 1-25				RPI 26-50				RPI 51-100				RPI 101+ Team's RPI: 176			
RPI	S	Opponent	Score	RPI	S	Opponent	Score	RPI	S	Opponent	Score	RPI	S	Opponent	Score
12	H	Duke	34 61	28	A	Penn St.	28 66	63	A	Iowa	47 58	110	N	Minnesota	64 65
				37	A	Virginia	39 52	88	A	Fla. Gulf Coast	41 69	143	H	UMBC	57 52
				40	A	St. Mary's (CA)	47 60	91	H	Charlotte	65 71	146	H	William & Mary	59 78
				49	H	Florida St.	40 75	99	H	Cincinnati	55 66	190	A	Boston College	38 35
LAST 12 Division I GAMES:															
143	H	UMBC	57 52	12	H	Duke	34 61	190	A	Boston College	38 35	212	A	UCF	32 41
99	H	Cincinnati	55 66	37	A	Virginia	39 52	227	A	Clemson	55 33	216	A	Old Dominion	77 65
88	A	Fla. Gulf Coast	41 69	49	H	Florida St.	40 75	63	A	Iowa	47 58	234	A	George Washington	55 48
212	A	UCF	32 41	28	A	Penn St.	28 66					342	H	N.C. Central	70 52

Non-Div I Games:

Virginia Tech

■ Loss,
■ Non-Conf,
■ S Site,
■ H Home
■ A Away
N Neutral

Average RPI Win: 336	WON-LOST	WINNING	LAST 12	STRENGTH OF	OPP. STRENGTH	TEAM	ADJ.	CONF.	ADJ CONF.
Average RPI Loss: 188	RECORD	PCT. RANK	GAMES	SCHEDULE	OF SCHEDULE	RPI	RPI	RPI	RPI
DIV. I ONLY	2- 14	324	1- 11	275	280	334	334	20	20
DIV. I NON-CONF.	1- 10	330	0- 7	268	233	327	327	23	23
TOTALS	RPI 1-25	RPI 26-50	W-L RECORDS	RPI 51-100	RPI 101-150	RPI 150+			
2- 14	0- 0	0- 2	OVERALL	0- 2	0- 0	2- 10			
2- 3	0- 0	0- 0	HOME	0- 0	0- 0	2- 3			
0- 10	0- 0	0- 2	AWAY	0- 2	0- 0	0- 6			
0- 1	0- 0	0- 0	NEUTRAL	0- 0	0- 0	0- 1			
1- 10	0- 0	0- 2	NON-CONFERENCE	0- 1	0- 0	1- 7			
1- 2	0- 0	0- 0	HOME	0- 0	0- 0	1- 2			
0- 7	0- 0	0- 2	AWAY	0- 1	0- 0	0- 4			
0- 1	0- 0	0- 0	NEUTRAL	0- 0	0- 0	0- 1			
1- 4	0- 0	0- 0	CONFERENCE	0- 1	0- 0	1- 3			
1- 1	0- 0	0- 0	HOME	0- 0	0- 0	1- 1			
0- 3	0- 0	0- 0	AWAY	0- 1	0- 0	0- 2			
0- 0	0- 0	0- 0	NEUTRAL	0- 0	0- 0	0- 0			

RPI 1-25				RPI 26-50				RPI 51-100				RPI 101+				Team's RPI: 334	
RPI	S	Opponent	Score	RPI	S	Opponent	Score	RPI	S	Opponent	Score	RPI	S	Opponent	Score		
				28	A	Penn St.	42 103	52	A	St. John's (NY)	34 54	181	H	Lehigh	44 63		
				37	A	Virginia	41 84	77	A	LIU Brooklyn	41 72	182	A	Monmouth	42 65		
												187	H	New Hampshire	72 73		
												228	N	Elon	57 60		
												242	A	Lafayette	55 66		
												243	H	Central Conn. St.	57 69		
												256	A	Fairleigh Dickinson	49 86		
												291	A	Army	46 70		
												311	A	Colgate	59 71		
												315	A	NJIT	65 68		
												333	H	Columbia	66 54		
												339	H	St. Francis (NY)	49 45		
LAST 12 Division I GAMES:																	
				187	H	New Hampshire	72 73	243	H	Central Conn. St.	57 69						
				28	A	Penn St.	42 103	256	A	Fairleigh Dickinson	49 86						
				311	A	Colgate	59 71	182	A	Monmouth	42 65						
				77	A	LIU Brooklyn	41 72	228	N	Elon	57 60						
				339	H	St. Francis (NY)	49 45	37	A	Virginia	41 84						
				181	H	Lehigh	44 63	242	A	Lafayette	55 66						

Non-Div I Games:

Wagner

Wake Forest

Through Games Of Sunday, January 15, 2012

Average RPI Win:	186	WON-LOST	WINNING	LAST 12	STRENGTH OF	OPP. STRENGTH	TEAM	ADJ.	CONF.	ADJ CONF.
Average RPI Loss:	27	RECORD	PCT. RANK	GAMES	SCHEDULE	OF SCHEDULE	RPI	RPI	RPI	RPI
DIV. I ONLY	11- 5	69	8- 4	86	40	93	93	6	6	
DIV. I NON-CONF.	10- 3	50	7- 2	112	81	111	111	4	4	
TOTALS	RPI 1-25	RPI 26-50	W-L RECORDS	RPI 51-100	RPI 101-150	RPI 150+				
11- 5	0- 3	0- 1	OVERALL	0- 1	4- 0	7- 0				
9- 4	0- 2	0- 1	HOME	0- 1	3- 0	6- 0				
2- 1	0- 1	0- 0	AWAY	0- 0	1- 0	1- 0				
0- 0	0- 0	0- 0	NEUTRAL	0- 0	0- 0	0- 0				
10- 3	0- 1	0- 1	NON-CONFERENCE	0- 1	4- 0	6- 0				
8- 3	0- 1	0- 1	HOME	0- 1	3- 0	5- 0				
2- 0	0- 0	0- 0	AWAY	0- 0	1- 0	1- 0				
0- 0	0- 0	0- 0	NEUTRAL	0- 0	0- 0	0- 0				
1- 2	0- 2	0- 0	CONFERENCE	0- 0	0- 0	1- 0				
1- 1	0- 1	0- 0	HOME	0- 0	0- 0	1- 0				
0- 1	0- 1	0- 0	AWAY	0- 0	0- 0	0- 0				
0- 0	0- 0	0- 0	NEUTRAL	0- 0	0- 0	0- 0				

RPI 1-25				RPI 26-50				RPI 51-100 Team's RPI: 93				RPI 101+			
RPI	S	Opponent	Score	RPI	S	Opponent	Score	RPI	S	Opponent	Score	RPI	S	Opponent	Score
8	H	Delaware	57 70	27	H	Kansas	73 74	72	H	Howard	59 63	105	H	Davidson	68 66
12	H	Duke	58 76									110	H	Minnesota	82 65
18	A	Georgia Tech	67 71									124	H	Coppin St.	80 58
												128	A	Seton Hall	60 44
												164	A	SMU	65 53
												182	H	Monmouth	88 54
												190	H	Boston College	72 58
												205	H	Md.-East. Shore	77 45
												241	H	Radford	90 67
												285	H	Jacksonville	83 54
												307	H	Mercer	90 44
LAST 12 Division I GAMES:															
164	A	SMU	65 53	18	A	Georgia Tech	67 71								
72	H	Howard	59 63	190	H	Boston College	72 58								
8	H	Delaware	57 70	12	H	Duke	58 76								
241	H	Radford	90 67	105	H	Davidson	68 66								
128	A	Seton Hall	60 44	205	H	Md.-East. Shore	77 45								
110	H	Minnesota	82 65	285	H	Jacksonville	83 54								

Non-Div I Games:

Wake Forest

■ Loss,
■ Non-Conf,
■ S Site,
■ H Home
■ A Away
N Neutral

Washington				Through Games Of Sunday, January 15, 1911						
Average RPI Win:	198	WON-LOST	WINNING	LAST 12	STRENGTH OF	OPP. STRENGTH	TEAM	ADJ.	CONF.	ADJ CONF.
Average RPI Loss:	108	RECORD	PCT. RANK	GAMES	SCHEDULE	OF SCHEDULE	RPI	RPI	RPI	RPI
DIV. I ONLY	10- 5	78	8- 4	139	157	103	103	5	5	
DIV. I NON-CONF.	8- 2	45	6- 1	235	262	142	142	6	6	
TOTALS	RPI 1-25	RPI 26-50	W-L RECORDS	RPI 51-100	RPI 101-150	RPI 150+				
10- 5	0- 0	0- 0	OVERALL	1- 3	1- 2	8- 0				
7- 2	0- 0	0- 0	HOME	0- 1	1- 1	6- 0				
3- 3	0- 0	0- 0	AWAY	1- 2	0- 1	2- 0				
0- 0	0- 0	0- 0	NEUTRAL	0- 0	0- 0	0- 0				
8- 2	0- 0	0- 0	NON-CONFERENCE	0- 2	0- 0	8- 0				
6- 1	0- 0	0- 0	HOME	0- 1	0- 0	6- 0				
2- 1	0- 0	0- 0	AWAY	0- 1	0- 0	2- 0				
0- 0	0- 0	0- 0	NEUTRAL	0- 0	0- 0	0- 0				
2- 3	0- 0	0- 0	CONFERENCE	1- 1	1- 2	0- 0				
1- 1	0- 0	0- 0	HOME	0- 0	1- 1	0- 0				
1- 2	0- 0	0- 0	AWAY	1- 1	0- 1	0- 0				
0- 0	0- 0	0- 0	NEUTRAL	0- 0	0- 0	0- 0				

RPI 1-25				RPI 26-50				RPI 51-100				RPI 101+				Team's RPI: 103	
RPI	S	Opponent	Score	RPI	S	Opponent	Score	RPI	S	Opponent	Score	RPI	S	Opponent	Score		
								66	A	Washington St.	60 51	109	H	Colorado	75 67		
								78	A	Oregon St.	55 60	130	A	Oregon	86 88		
								95	H	UC Davis	68 69	142	H	Utah	36 49		
								96	A	San Diego St.	51 63	159	H	Portland	61 49		
												163	H	Cal St. Northridge	73 67		
												171	H	Seattle	72 53		
												191	A	UC Santa Barbara	46 37		
												240	H	Southern U.	64 56		
												253	H	Long Beach St.	80 46		
												305	H	Houston	85 60		
												325	A	Idaho	66 49		
LAST 12 Division I GAMES:																	
				240	H	Southern U.	64 56	66	A	Washington St.	60 51						
				305	H	Houston	85 60	142	H	Utah	36 49						
				159	H	Portland	61 49	109	H	Colorado	75 67						
				253	H	Long Beach St.	80 46	130	A	Oregon	86 88						
				325	A	Idaho	66 49	78	A	Oregon St.	55 60						
				96	A	San Diego St.	51 63	191	A	UC Santa Barbara	46 37						

Non-Div I Games:

Washington

Loss, Non-Conf, S Site, H Home A Away N Neutral

Average RPI Win:	149	WON-LOST	WINNING	LAST 12	STRENGTH OF	OPP. STRENGTH	TEAM	ADJ.	CONF.	ADJ CONF.
Average RPI Loss:	51	RECORD	PCT. RANK	GAMES	SCHEDULE	OF SCHEDULE	RPI	RPI	RPI	RPI
DIV. I ONLY	9- 8	154	6- 6	20	49	66	66	5	5	
DIV. I NON-CONF.	6- 6	162	3- 4	27	37	63	63	6	6	
TOTALS	RPI 1-25	RPI 26-50	W-L RECORDS	RPI 51-100	RPI 101-150	RPI 150+				
9- 8	0- 3	0- 2	OVERALL	4- 1	3- 2	2- 0				
3- 4	0- 1	0- 1	HOME	1- 0	1- 2	1- 0				
3- 3	0- 1	0- 1	AWAY	1- 1	2- 0	0- 0				
3- 1	0- 1	0- 0	NEUTRAL	2- 0	0- 0	1- 0				
6- 6	0- 3	0- 2	NON-CONFERENCE	3- 1	1- 0	2- 0				
2- 2	0- 1	0- 1	HOME	1- 0	0- 0	1- 0				
1- 3	0- 1	0- 1	AWAY	0- 1	1- 0	0- 0				
3- 1	0- 1	0- 0	NEUTRAL	2- 0	0- 0	1- 0				
3- 2	0- 0	0- 0	CONFERENCE	1- 0	2- 2	0- 0				
1- 2	0- 0	0- 0	HOME	0- 0	1- 2	0- 0				
2- 0	0- 0	0- 0	AWAY	1- 0	1- 0	0- 0				
0- 0	0- 0	0- 0	NEUTRAL	0- 0	0- 0	0- 0				

RPI 1-25				RPI 26-50				RPI 51-100 Team's RPI: 66				RPI 101+			
RPI	S	Opponent	Score	RPI	S	Opponent	Score	RPI	S	Opponent	Score	RPI	S	Opponent	Score
13	A	Ohio St.	57 79	28	A	Penn St.	60 72	62	N	Marquette	65 52	103	H	Washington	51 60
16	N	Michigan	39 69	35	H	Gonzaga	69 71	78	A	Oregon St.	61 54	109	H	Colorado	56 57
25	H	Louisville	71 75					82	A	South Dakota St.	58 63	125	A	Wisconsin	69 51
								89	N	UNC Wilmington	72 60	130	A	Oregon	75 47
								96	H	San Diego St.	65 50	142	H	Utah	60 43
												306	H	UC Riverside	74 35
												309	N	Prairie View	90 52
LAST 12 Division I GAMES:															
13	A	Ohio St.	57 79	103	H	Washington	51 60								
25	H	Louisville	71 75	109	H	Colorado	56 57								
306	H	UC Riverside	74 35	142	H	Utah	60 43								
96	H	San Diego St.	65 50	78	A	Oregon St.	61 54								
35	H	Gonzaga	69 71	130	A	Oregon	75 47								
309	N	Prairie View	90 52	16	N	Michigan	39 69								

Non-Div I Games:

Washington St.

Average RPI Win:	289	WON-LOST	WINNING	LAST 12	STRENGTH OF	OPP. STRENGTH	TEAM	ADJ.	CONF.	ADJ CONF.
Average RPI Loss:	191	RECORD	PCT. RANK	GAMES	SCHEDULE	OF SCHEDULE	RPI	RPI	RPI	RPI
DIV. I ONLY	2- 16	329	2- 10	210	329	330	330	19	19	
DIV. I NON-CONF.	2- 11	307	2- 5	223	334	326	326	17	17	
TOTALS	RPI 1-25	RPI 26-50	W-L RECORDS	RPI 51-100	RPI 101-150	RPI 150+				
2- 16	0- 0	0- 1	OVERALL	0- 0	0- 5	2- 10				
2- 5	0- 0	0- 1	HOME	0- 0	0- 1	2- 3				
0- 9	0- 0	0- 0	AWAY	0- 0	0- 4	0- 5				
0- 2	0- 0	0- 0	NEUTRAL	0- 0	0- 0	0- 2				
2- 11	0- 0	0- 1	NON-CONFERENCE	0- 0	0- 4	2- 6				
2- 3	0- 0	0- 1	HOME	0- 0	0- 0	2- 2				
0- 6	0- 0	0- 0	AWAY	0- 0	0- 4	0- 2				
0- 2	0- 0	0- 0	NEUTRAL	0- 0	0- 0	0- 2				
0- 5	0- 0	0- 0	CONFERENCE	0- 0	0- 1	0- 4				
0- 2	0- 0	0- 0	HOME	0- 0	0- 1	0- 1				
0- 3	0- 0	0- 0	AWAY	0- 0	0- 0	0- 3				
0- 0	0- 0	0- 0	NEUTRAL	0- 0	0- 0	0- 0				

RPI 1-25				RPI 26-50				RPI 51-100				RPI 101+ Team's RPI: 330			
RPI	S	Opponent	Score	RPI	S	Opponent	Score	RPI	S	Opponent	Score	RPI	S	Opponent	Score
				43	H	BYU	67 84					109	A	Colorado	59 77
												123	A	Utah St.	63 73
												130	A	Oregon	73 88
												131	H	Portland St.	56 66
												142	A	Utah	63 81
												160	A	Montana St.	61 64
												161	H	Eastern Wash.	60 72
												200	A	Boise St.	68 86
												201	N	UC Irvine	54 57
												209	A	Montana	70 77
												254	N	Nicholls St.	56 83
												278	H	San Jose St.	69 67
												281	A	Sacramento St.	60 78
												289	H	Wyoming	68 76
												300	H	CSU Bakersfield	85 72
												314	A	Utah Valley	59 63
												314	H	Utah Valley	65 72
LAST 12 Division I GAMES:															
				314	H	Utah Valley	65 72					209	A	Montana	70 77
				109	A	Colorado	59 77					160	A	Montana St.	61 64
				289	H	Wyoming	68 76					131	H	Portland St.	56 66
				300	H	CSU Bakersfield	85 72					161	H	Eastern Wash.	60 72
				314	A	Utah Valley	59 63					281	A	Sacramento St.	60 78
				278	H	San Jose St.	69 67					142	A	Utah	63 81

Non-Div I Games:

Weber St.

West Virginia

Through Games Of Sunday, January 15, 2012

Average RPI Win:	184	WON-LOST	WINNING	LAST 12	STRENGTH OF	OPP. STRENGTH	TEAM	ADJ.	CONF.	ADJ CONF.
Average RPI Loss:	69	RECORD	PCT. RANK	GAMES	SCHEDULE	OF SCHEDULE	RPI	RPI	RPI	RPI
DIV. I ONLY	12- 5	66	9- 3	122	110	79	79	2	2	
DIV. I NON-CONF.	9- 3	60	6- 1	206	273	124	124	2	2	
TOTALS	RPI 1-25	RPI 26-50	W-L RECORDS	RPI 51-100	RPI 101-150	RPI 150+				
12- 5	1- 1	0- 2	OVERALL	1- 1	4- 0	6- 1				
10- 1	1- 0	0- 1	HOME	0- 0	3- 0	6- 0				
1- 4	0- 1	0- 1	AWAY	0- 1	1- 0	0- 1				
1- 0	0- 0	0- 0	NEUTRAL	1- 0	0- 0	0- 0				
9- 3	0- 0	0- 2	NON-CONFERENCE	1- 0	2- 0	6- 1				
8- 1	0- 0	0- 1	HOME	0- 0	2- 0	6- 0				
0- 2	0- 0	0- 1	AWAY	0- 0	0- 0	0- 1				
1- 0	0- 0	0- 0	NEUTRAL	1- 0	0- 0	0- 0				
3- 2	1- 1	0- 0	CONFERENCE	0- 1	2- 0	0- 0				
2- 0	1- 0	0- 0	HOME	0- 0	1- 0	0- 0				
1- 2	0- 1	0- 0	AWAY	0- 1	1- 0	0- 0				
0- 0	0- 0	0- 0	NEUTRAL	0- 0	0- 0	0- 0				

RPI 1-25				RPI 26-50				RPI 51-100 Team's RPI: 79				RPI 101+			
RPI	S	Opponent	Score	RPI	S	Opponent	Score	RPI	S	Opponent	Score	RPI	S	Opponent	Score
5	A	Connecticut	60 79	46	H	St. Bonaventure	48 56	69	N	UCLA	63 54	106	A	Syracuse	76 72
19	H	Villanova	61 56	48	A	Duquesne	55 61	81	A	Providence	48 51	111	H	Boston U.	78 53
												122	H	La Salle	63 52
												128	H	Seton Hall	79 63
												163	A	Cal St. Northridge	47 48
												211	H	Mt. St. Mary's	94 32
												215	H	Youngstown St.	69 37
												228	H	Elon	84 36
												313	H	North Florida	86 30
												341	H	Bucknell	72 30
												342	H	N.C. Central	97 24
LAST 12 Division I GAMES:															
341	H	Bucknell	72 30	81	A	Providence	48 51								
211	H	Mt. St. Mary's	94 32	128	H	Seton Hall	79 63								
48	A	Duquesne	55 61	19	H	Villanova	61 56								
313	H	North Florida	86 30	5	A	Connecticut	60 79								
106	A	Syracuse	76 72	228	H	Elon	84 36								
111	H	Boston U.	78 53	122	H	La Salle	63 52								

Non-Div I Games:

West Virginia

■ Loss,
 ■ Non-Conf,
 ■ S Site,
 ■ H Home
 ■ A Away
 N Neutral

Average RPI Win:	291	WON-LOST	WINNING	LAST 12	STRENGTH OF	OPP. STRENGTH	TEAM	ADJ.	CONF.	ADJ CONF.
Average RPI Loss:	149	RECORD	PCT. RANK	GAMES	SCHEDULE	OF SCHEDULE	RPI	RPI	RPI	RPI
DIV. I ONLY	6- 10	231	3- 9	224	337	252	252	16	16	
DIV. I NON-CONF.	5- 4	136	2- 3	320	342	310	310	14	14	
TOTALS	RPI 1-25	RPI 26-50	W-L RECORDS	RPI 51-100	RPI 101-150	RPI 150+				
6- 10	0- 0	0- 1	OVERALL	0- 1	0- 4	6- 4				
3- 5	0- 0	0- 0	HOME	0- 0	0- 2	3- 3				
3- 5	0- 0	0- 1	AWAY	0- 1	0- 2	3- 1				
0- 0	0- 0	0- 0	NEUTRAL	0- 0	0- 0	0- 0				
5- 4	0- 0	0- 1	NON-CONFERENCE	0- 0	0- 0	5- 3				
2- 2	0- 0	0- 0	HOME	0- 0	0- 0	2- 2				
3- 2	0- 0	0- 1	AWAY	0- 0	0- 0	3- 1				
0- 0	0- 0	0- 0	NEUTRAL	0- 0	0- 0	0- 0				
1- 6	0- 0	0- 0	CONFERENCE	0- 1	0- 4	1- 1				
1- 3	0- 0	0- 0	HOME	0- 0	0- 2	1- 1				
0- 3	0- 0	0- 0	AWAY	0- 1	0- 2	0- 0				
0- 0	0- 0	0- 0	NEUTRAL	0- 0	0- 0	0- 0				

RPI S	Opponent	Score	RPI S	Opponent	Score	RPI S	Opponent	Score	RPI S	Opponent	Score	Team's RPI: 252
			34 A	Vanderbilt	36 81	60 A	Chattanooga	58 64	105 A	Davidson	45 58	
									105 H	Davidson	46 64	
									120 H	Appalachian St.	46 82	
									150 A	Samford	61 64	
									168 H	Furman	54 57	
									183 H	Georgia St.	59 64	
									195 H	Charleston So.	69 65	
									246 A	Campbell	43 59	
									292 H	UNC Greensboro	62 29	
									296 A	Tennessee Tech	61 58	
									302 A	S.C. Upstate	63 58	
									316 H	Coastal Caro.	56 66	
									321 H	UNC Asheville	65 53	
									342 A	N.C. Central	62 49	
LAST 12 Division I GAMES:												
60 A	Chattanooga	58 64	105 A	Davidson	45 58							
150 A	Samford	61 64	168 H	Furman	54 57							
120 H	Appalachian St.	46 82	292 H	UNC Greensboro	62 29							
105 H	Davidson	46 64	302 A	S.C. Upstate	63 58							
183 H	Georgia St.	59 64	34 A	Vanderbilt	36 81							
296 A	Tennessee Tech	61 58	316 H	Coastal Caro.	56 66							

Non-Div I Games:

Western Caro.

Average RPI Win:	269	WON-LOST	WINNING	LAST 12	STRENGTH OF	OPP. STRENGTH	TEAM	ADJ.	CONF.	ADJ CONF.
Average RPI Loss:	148	RECORD	PCT. RANK	GAMES	SCHEDULE	OF SCHEDULE	RPI	RPI	RPI	RPI
DIV. I ONLY	4- 9	261	3- 7	286	142	269	269	17	17	
DIV. I NON-CONF.	1- 6	311	0- 4	170	148	213	213	11	11	
TOTALS	RPI 1-25	RPI 26-50	W-L RECORDS	RPI 51-100	RPI 101-150	RPI 150+				
4- 9	0- 0	0- 1	OVERALL	0- 2	0- 2	4- 4				
2- 2	0- 0	0- 0	HOME	0- 1	0- 0	2- 1				
2- 7	0- 0	0- 1	AWAY	0- 1	0- 2	2- 3				
0- 0	0- 0	0- 0	NEUTRAL	0- 0	0- 0	0- 0				
1- 6	0- 0	0- 1	NON-CONFERENCE	0- 1	0- 2	1- 2				
0- 1	0- 0	0- 0	HOME	0- 0	0- 0	0- 1				
1- 5	0- 0	0- 1	AWAY	0- 1	0- 2	1- 1				
0- 0	0- 0	0- 0	NEUTRAL	0- 0	0- 0	0- 0				
3- 3	0- 0	0- 0	CONFERENCE	0- 1	0- 0	3- 2				
2- 1	0- 0	0- 0	HOME	0- 1	0- 0	2- 0				
1- 2	0- 0	0- 0	AWAY	0- 0	0- 0	1- 2				
0- 0	0- 0	0- 0	NEUTRAL	0- 0	0- 0	0- 0				

RPI S	Opponent	Score	RPI S	Opponent	Score	RPI S	Opponent	Score	RPI S	Opponent	Score	Team's RPI: 269
			34 A	Vanderbilt	51 95	63 A	Iowa	45 98	112 A	Eastern Ill.	55 88	
						82 H	South Dakota St.	56 82	144 A	Bradley	64 93	
									179 A	Oakland	71 75	
									213 H	North Dakota St.	68 65	
									219 H	Milwaukee	66 79	
									232 A	Northern Ill.	84 91	
									266 A	IPFW	54 73	
									273 H	Southern Utah	82 70	
									294 A	IUPUI	65 60	
									295 A	Valparaiso	67 55	
LAST 12 Division I GAMES:												
63 A	Iowa	45 98	273 H	Southern Utah	82 70							
112 A	Eastern Ill.	55 88	179 A	Oakland	71 75							
213 H	North Dakota St.	68 65	266 A	IPFW	54 73							
82 H	South Dakota St.	56 82	294 A	IUPUI	65 60							
219 H	Milwaukee	66 79	144 A	Bradley	64 93							
295 A	Valparaiso	67 55	232 A	Northern Ill.	84 91							

Non-Div I Games: Hannibal-La Grange 87 65 Neb. Omaha 58 65 William Woods 73 52

Western Ill.

Average RPI Win:	232	WON-LOST	WINNING	LAST 12	STRENGTH OF	OPP. STRENGTH	TEAM	ADJ.	CONF.	ADJ CONF.
Average RPI Loss:	125	RECORD	PCT. RANK	GAMES	SCHEDULE	OF SCHEDULE	RPI	RPI	RPI	RPI
DIV. I ONLY	5- 12	264	4- 8	65	259	207	207	21	21	
DIV. I NON-CONF.	2- 9	296	1- 5	10	221	144	144	20	20	
TOTALS	RPI 1-25	RPI 26-50	W-L RECORDS	RPI 51-100	RPI 101-150	RPI 150+				
5- 12	0- 1	0- 3	OVERALL	0- 1	1- 3	4- 4				
4- 3	0- 1	0- 1	HOME	0- 0	0- 0	4- 1				
0- 9	0- 0	0- 2	AWAY	0- 1	0- 3	0- 3				
1- 0	0- 0	0- 0	NEUTRAL	0- 0	1- 0	0- 0				
2- 9	0- 1	0- 3	NON-CONFERENCE	0- 1	1- 2	1- 2				
1- 3	0- 1	0- 1	HOME	0- 0	0- 0	1- 1				
0- 6	0- 0	0- 2	AWAY	0- 1	0- 2	0- 1				
1- 0	0- 0	0- 0	NEUTRAL	0- 0	1- 0	0- 0				
3- 3	0- 0	0- 0	CONFERENCE	0- 0	0- 1	3- 2				
3- 0	0- 0	0- 0	HOME	0- 0	0- 0	3- 0				
0- 3	0- 0	0- 0	AWAY	0- 0	0- 1	0- 2				
0- 0	0- 0	0- 0	NEUTRAL	0- 0	0- 0	0- 0				

RPI 1-25				RPI 26-50				RPI 51-100				RPI 101+ Team's RPI: 207			
RPI	S	Opponent	Score	RPI	S	Opponent	Score	RPI	S	Opponent	Score	RPI	S	Opponent	Score
12	H	Duke	54 80	39	A	Texas Tech	38 75	84	A	UAB	36 58	115	A	Bowling Green	62 86
				42	H	Towson	62 67					136	A	Illinois St.	45 71
				47	A	Northwestern	57 71					149	A	Denver	62 69
												150	N	Samford	58 57
												153	H	Wright St.	66 86
												156	A	North Texas	42 50
												166	H	FIU	65 48
												221	H	Louisiana Tech	69 54
												268	A	La.-Monroe	49 53
												284	H	La.-Lafayette	49 45
												296	A	Tennessee Tech	59 69
												338	H	Troy	64 38
LAST 12 Division I GAMES:															
39	A	Texas Tech	38 75	149	A	Denver	62 69								
166	H	FIU	65 48	156	A	North Texas	42 50								
136	A	Illinois St.	45 71	338	H	Troy	64 38								
296	A	Tennessee Tech	59 69	284	H	La.-Lafayette	49 45								
221	H	Louisiana Tech	69 54	268	A	La.-Monroe	49 53								
115	A	Bowling Green	62 86	84	A	UAB	36 58								

Non-Div I Games:

Western Ky.

■ Loss,
■ Non-Conf,
■ S Site,
■ H Home
■ A Away
N Neutral

Average RPI Win:	244	WON-LOST	WINNING	LAST 12	STRENGTH OF	OPP. STRENGTH	TEAM	ADJ.	CONF.	ADJ CONF.
Average RPI Loss:	173	RECORD	PCT. RANK	GAMES	SCHEDULE	OF SCHEDULE	RPI	RPI	RPI	RPI
DIV. I ONLY	5- 12	264	5- 7	281	194	304	304	14	14	
DIV. I NON-CONF.	3- 10	281	3- 5	310	216	319	319	16	16	
TOTALS	RPI 1-25	RPI 26-50	W-L RECORDS	RPI 51-100	RPI 101-150	RPI 150+				
5- 12	0- 0	0- 1	OVERALL	0- 3	1- 1	4- 7				
4- 4	0- 0	0- 0	HOME	0- 1	1- 0	3- 3				
0- 8	0- 0	0- 1	AWAY	0- 2	0- 1	0- 3				
1- 0	0- 0	0- 0	NEUTRAL	0- 0	0- 0	1- 0				
3- 10	0- 0	0- 1	NON-CONFERENCE	0- 2	0- 0	3- 7				
2- 4	0- 0	0- 0	HOME	0- 1	0- 0	2- 3				
0- 6	0- 0	0- 1	AWAY	0- 1	0- 0	0- 4				
1- 0	0- 0	0- 0	NEUTRAL	0- 0	0- 0	1- 0				
2- 2	0- 0	0- 0	CONFERENCE	0- 1	1- 1	1- 0				
2- 0	0- 0	0- 0	HOME	0- 0	1- 0	1- 0				
0- 2	0- 0	0- 0	AWAY	0- 1	0- 1	0- 0				
0- 0	0- 0	0- 0	NEUTRAL	0- 0	0- 0	0- 0				

RPI	S	Opponent	Score	RPI	S	Opponent	Score	RPI	S	Opponent	Score	RPI	S	Opponent	Score	Team's RPI: 304
27	A	Kansas	64	76	64	H	Temple	52	64	107	A	Central Mich.	85	93		
					76	A	Michigan St.	45	80	117	H	Toledo	70	67		
					100	A	Eastern Mich.	59	84	169	A	American	52	77		
										172	H	Detroit	64	73		
										215	A	Youngstown St.	55	80		
										219	H	Milwaukee	69	63		
										247	H	Ball St.	76	64		
										253	A	Long Beach St.	56	76		
										283	H	Cleveland St.	66	72		
										286	H	Eastern Ky.	60	71		
										319	H	Southeast Mo. St.	67	34		
										320	N	Texas-Arlington	67	63		
										324	A	Chicago St.	65	70		
LAST 12 Division I GAMES:																
169	A	American	52	77	100	A	Eastern Mich.	59	84							
172	H	Detroit	64	73	107	A	Central Mich.	85	93							
320	N	Texas-Arlington	67	63	247	H	Ball St.	76	64							
253	A	Long Beach St.	56	76	117	H	Toledo	70	67							
319	H	Southeast Mo. St.	67	34	64	H	Temple	52	64							
324	A	Chicago St.	65	70	219	H	Milwaukee	69	63							

Non-Div I Games:

Western Mich.

Average RPI Win:	192	WON-LOST	WINNING	LAST 12	STRENGTH OF	OPP. STRENGTH	TEAM	ADJ.	CONF.	ADJ CONF.
Average RPI Loss:	58	RECORD	PCT. RANK	GAMES	SCHEDULE	OF SCHEDULE	RPI	RPI	RPI	RPI
DIV. I ONLY	11- 5	69	10- 2	85	105	67	67	10	10	
DIV. I NON-CONF.	6- 5	141	5- 2	147	90	82	82	10	10	
TOTALS	RPI 1-25	RPI 26-50	W-L RECORDS	RPI 51-100	RPI 101-150	RPI 150+				
11- 5	0- 2	0- 0	OVERALL	2- 2	1- 1	8- 0				
6- 2	0- 1	0- 0	HOME	2- 0	0- 1	4- 0				
4- 3	0- 1	0- 0	AWAY	0- 2	1- 0	3- 0				
1- 0	0- 0	0- 0	NEUTRAL	0- 0	0- 0	1- 0				
6- 5	0- 2	0- 0	NON-CONFERENCE	0- 2	0- 1	6- 0				
3- 2	0- 1	0- 0	HOME	0- 0	0- 1	3- 0				
2- 3	0- 1	0- 0	AWAY	0- 2	0- 0	2- 0				
1- 0	0- 0	0- 0	NEUTRAL	0- 0	0- 0	1- 0				
5- 0	0- 0	0- 0	CONFERENCE	2- 0	1- 0	2- 0				
3- 0	0- 0	0- 0	HOME	2- 0	0- 0	1- 0				
2- 0	0- 0	0- 0	AWAY	0- 0	1- 0	1- 0				
0- 0	0- 0	0- 0	NEUTRAL	0- 0	0- 0	0- 0				

RPI 1-25				RPI 26-50				RPI 51-100 Team's RPI: 67				RPI 101+			
RPI	S	Opponent	Score	RPI	S	Opponent	Score	RPI	S	Opponent	Score	RPI	S	Opponent	Score
6	A	Kansas St.	34 60					51	H	Missouri St.	53 51	107	H	Central Mich.	49 58
23	H	LSU	56 64					58	A	Arizona	60 74	144	A	Bradley	71 58
								95	A	UC Davis	47 62	151	H	Drake	63 41
								98	H	Creighton	65 58	154	A	UNI	67 40
												164	H	SMU	63 43
												220	H	Winthrop	71 69
												233	A	UTSA	69 56
												253	A	Long Beach St.	73 64
												320 N		Texas-Arlington	90 64
												328	H	Northwestern St.	77 49
LAST 12 Division I GAMES:															
253	A	Long Beach St.	73 64	51	H	Missouri St.	53 51								
320 N		Texas-Arlington	90 64	98	H	Creighton	65 58								
233	A	UTSA	69 56	151	H	Drake	63 41								
6	A	Kansas St.	34 60	144	A	Bradley	71 58								
164	H	SMU	63 43	154	A	UNI	67 40								
107	H	Central Mich.	49 58	220	H	Winthrop	71 69								

Non-Div I Games:

Wichita St.

William & Mary

Through Games Of Sunday, January 15, 2012

Average RPI Win:	228	WON-LOST	WINNING	LAST 12	STRENGTH OF	OPP. STRENGTH	TEAM	ADJ.	CONF.	ADJ CONF.
Average RPI Loss:	92	RECORD	PCT. RANK	GAMES	SCHEDULE	OF SCHEDULE	RPI	RPI	RPI	RPI
DIV. I ONLY	7- 8	192	5- 6	91	146	146	146	7	7	
DIV. I NON-CONF.	6- 4	117	4- 2	241	199	215	215	7	7	
TOTALS	RPI 1-25	RPI 26-50	W-L RECORDS	RPI 51-100	RPI 101-150	RPI 150+				
7- 8	0- 1	0- 3	OVERALL	0- 2	1- 0	6- 2				
4- 4	0- 0	0- 1	HOME	0- 1	0- 0	4- 2				
3- 4	0- 1	0- 2	AWAY	0- 1	1- 0	2- 0				
0- 0	0- 0	0- 0	NEUTRAL	0- 0	0- 0	0- 0				
6- 4	0- 0	0- 1	NON-CONFERENCE	0- 1	1- 0	5- 2				
3- 2	0- 0	0- 0	HOME	0- 0	0- 0	3- 2				
3- 2	0- 0	0- 1	AWAY	0- 1	1- 0	2- 0				
0- 0	0- 0	0- 0	NEUTRAL	0- 0	0- 0	0- 0				
1- 4	0- 1	0- 2	CONFERENCE	0- 1	0- 0	1- 0				
1- 2	0- 0	0- 1	HOME	0- 1	0- 0	1- 0				
0- 2	0- 1	0- 1	AWAY	0- 0	0- 0	0- 0				
0- 0	0- 0	0- 0	NEUTRAL	0- 0	0- 0	0- 0				

RPI	S	Opponent	Score	RPI	S	Opponent	Score	RPI	S	Opponent	Score	RPI	S	Opponent	Score	Team's RPI: 146
8	A	Delaware	57 73	30	H	Hofstra	97 100	77	A	LIU Brooklyn	69 78	128	A	Seton Hall	61 54	
				36	A	Richmond	57 77	85	H	VCU	80 83	176	A	Virginia Tech	78 59	
				42	A	Towson	75 77					223	H	George Mason	76 66	
												224	H	Navy	58 61	
												234	H	George Washington	66 74	
												251	H	Longwood	76 43	
												262	A	Norfolk St.	79 76	
												274	H	N.C. A&T	74 68	
												279	H	Cornell	85 54	
LAST 12 Division I GAMES:																
128	A	Seton Hall	61 54	85	H	VCU	80 83	42	A	Towson	75 77	30	H	Hofstra	97 100	
77	A	LIU Brooklyn	69 78	223	H	George Mason	76 66	234	H	George Washington	66 74	176	A	Virginia Tech	78 59	
274	H	N.C. A&T	74 68	262	A	Norfolk St.	79 76									
8	A	Delaware	57 73													
251	H	Longwood	76 43													

Non-Div I Games: Elizabeth City St. 81 70

William & Mary

Loss, Non-Conf, S Site, H Home A Away N Neutral

Winthrop

Average RPI Win: 283

Average RPI Loss: 152

WON-LOST

WINNING

LAST 12

RECORD

PCT. RANK

GAMES

Through Games Of Sunday, January 15, 2012

STRENGTH OF

SCHEDULE

OPP. STRENGTH

OF SCHEDULE

TEAM

RPI

ADJ.

RPI

CONF.

RPI

ADJ CONF.

RPI

DIV. I ONLY

8- 8

166

6- 6

271

338

220

220

28

28

DIV. I NON-CONF.

6- 6

162

4- 4

257

321

205

205

29

29

TOTALS

RPI 1-25

RPI 26-50

W-L RECORDS

RPI 51-100

RPI 101-150

RPI 150+

8- 8

0- 0

0- 0

OVERALL

0- 2

0- 3

8- 3

4- 3

0- 0

0- 0

HOME

0- 1

0- 2

4- 0

4- 5

0- 0

0- 0

AWAY

0- 1

0- 1

4- 3

0- 0

0- 0

0- 0

NEUTRAL

0- 0

0- 0

0- 0

6- 6

0- 0

0- 0

NON-CONFERENCE

0- 2

0- 3

6- 1

3- 3

0- 0

0- 0

HOME

0- 1

0- 2

3- 0

3- 3

0- 0

0- 0

AWAY

0- 1

0- 1

3- 1

0- 0

0- 0

0- 0

NEUTRAL

0- 0

0- 0

0- 0

2- 2

0- 0

0- 0

CONFERENCE

0- 0

0- 0

2- 2

1- 0

0- 0

0- 0

HOME

0- 0

0- 0

1- 0

1- 2

0- 0

0- 0

AWAY

0- 0

0- 0

1- 2

0- 0

0- 0

0- 0

NEUTRAL

0- 0

0- 0

0- 0

RPI 1-25

RPI 26-50

RPI 51-100

RPI 101+

Team's RPI: 220

RPI S Opponent Score

RPI S Opponent Score

RPI S Opponent Score

RPI S Opponent Score

67 A Wichita St. 69 71

85 H VCU 52 69

105 A Davidson 65 80

118 H Stetson 72 74

144 H Bradley 61 71

182 A Monmouth 88 54

189 A Fordham 53 76

195 A Charleston So. 78 83

225 H South Carolina St. 67 59

264 A Presbyterian 70 62

282 H Niagara 82 47

307 A Mercer 88 74

316 A Coastal Caro. 54 58

321 H UNC Asheville 84 68

338 A Troy 80 66

342 H N.C. Central 79 40

LAST 12 Division I GAMES:

342 H N.C. Central 79 40 321 H UNC Asheville 84 68

189 A Fordham 53 76 264 A Presbyterian 70 62

182 A Monmouth 88 54 195 A Charleston So. 78 83

225 H South Carolina St. 67 59 316 A Coastal Caro. 54 58

105 A Davidson 65 80 307 A Mercer 88 74

85 H VCU 52 69 67 A Wichita St. 69 71

Winthrop

Winthrop

Non-Div I Games:

Winthrop

Loss, Non-Conf, S Site, H Home A Away N Neutral

Page 335

Average RPI Win:	189	WON-LOST	WINNING	LAST 12	STRENGTH OF	OPP. STRENGTH	TEAM	ADJ.	CONF.	ADJ CONF.
Average RPI Loss:	59	RECORD	PCT. RANK	GAMES	SCHEDULE	OF SCHEDULE	RPI	RPI	RPI	RPI
DIV. I ONLY	5- 12	264	4- 8	11	58	125	125	4	4	
DIV. I NON-CONF.	4- 8	238	3- 4	33	101	164	164	3	3	
TOTALS	RPI 1-25	RPI 26-50	W-L RECORDS	RPI 51-100	RPI 101-150	RPI 150+				
5- 12	0- 3	0- 4	OVERALL	0- 2	1- 2	4- 1				
2- 7	0- 2	0- 2	HOME	0- 1	0- 1	2- 1				
2- 5	0- 1	0- 2	AWAY	0- 1	1- 1	1- 0				
1- 0	0- 0	0- 0	NEUTRAL	0- 0	0- 0	1- 0				
4- 8	0- 1	0- 2	NON-CONFERENCE	0- 2	0- 2	4- 1				
2- 4	0- 1	0- 0	HOME	0- 1	0- 1	2- 1				
1- 4	0- 0	0- 2	AWAY	0- 1	0- 1	1- 0				
1- 0	0- 0	0- 0	NEUTRAL	0- 0	0- 0	1- 0				
1- 4	0- 2	0- 2	CONFERENCE	0- 0	1- 0	0- 0				
0- 3	0- 1	0- 2	HOME	0- 0	0- 0	0- 0				
1- 1	0- 1	0- 0	AWAY	0- 0	1- 0	0- 0				
0- 0	0- 0	0- 0	NEUTRAL	0- 0	0- 0	0- 0				

RPI 1-25				RPI 26-50				RPI 51-100				RPI 101+ Team's RPI: 125			
RPI	S	Opponent	Score	RPI	S	Opponent	Score	RPI	S	Opponent	Score	RPI	S	Opponent	Score
13	H	Ohio St.	61 77	27	A	Kansas	44 73	62	A	Marquette	52 54	104	A	Illinois	70 67
15	H	Green Bay	49 65	28	H	Penn St.	49 82	66	H	Washington St.	51 69	109	A	Colorado	48 58
21	A	Purdue	52 63	38	H	Nebraska	69 75					138	H	Oral Roberts	63 80
				43	A	BYU	59 77					151	H	Drake	54 65
LAST 12 Division I GAMES:															
		15	H	Green Bay	49	65				38	H	Nebraska	69	75	
		151	H	Drake	54	65				104	A	Illinois	70	67	
		27	A	Kansas	44	73				21	A	Purdue	52	63	
		272	H	Saint Louis	48	46				28	H	Penn St.	49	82	
		190	H	Boston College	58	50				13	H	Ohio St.	61	77	
		109	A	Colorado	48	58				160	N	Montana St.	71	61	

Non-Div I Games:

Wisconsin

Average RPI Win:	261	WON-LOST	WINNING	LAST 12	STRENGTH OF	OPP. STRENGTH	TEAM	ADJ.	CONF.	ADJ CONF.
Average RPI Loss:	198	RECORD	PCT. RANK	GAMES	SCHEDULE	OF SCHEDULE	RPI	RPI	RPI	RPI
DIV. I ONLY	7- 7	166	4- 7	339	253	277	277	16	16	
DIV. I NON-CONF.	5- 2	83	2- 2	341	332	315	315	14	14	
TOTALS	RPI 1-25	RPI 26-50	W-L RECORDS	RPI 51-100	RPI 101-150	RPI 150+				
7- 7	0- 0	0- 0	OVERALL	0- 1	1- 1	6- 5				
5- 1	0- 0	0- 0	HOME	0- 0	1- 0	4- 1				
2- 5	0- 0	0- 0	AWAY	0- 1	0- 1	2- 3				
0- 1	0- 0	0- 0	NEUTRAL	0- 0	0- 0	0- 1				
5- 2	0- 0	0- 0	NON-CONFERENCE	0- 0	0- 0	5- 2				
3- 0	0- 0	0- 0	HOME	0- 0	0- 0	3- 0				
2- 1	0- 0	0- 0	AWAY	0- 0	0- 0	2- 1				
0- 1	0- 0	0- 0	NEUTRAL	0- 0	0- 0	0- 1				
2- 5	0- 0	0- 0	CONFERENCE	0- 1	1- 1	1- 3				
2- 1	0- 0	0- 0	HOME	0- 0	1- 0	1- 1				
0- 4	0- 0	0- 0	AWAY	0- 1	0- 1	0- 2				
0- 0	0- 0	0- 0	NEUTRAL	0- 0	0- 0	0- 0				

RPI S	Opponent	Score	RPI S	Opponent	Score	RPI S	Opponent	Score	RPI S	Opponent	Score	Team's RPI: 277
						60	A Chattanooga	67 74				
									105	H Davidson	63 59	
									150	A Samford	59 82	
									216	A Old Dominion	58 70	
									228	H Elon	68 74	
									230	A Col. of Charleston	44 49	
									241	N Radford	46 63	
									249	A Kennesaw St.	66 62	
									260	A Ga. Southern	48 56	
									262	H Norfolk St.	50 45	
									274	H N.C. A&T	68 61	
									292	H UNC Greensboro	62 47	
									301	A Gardner-Webb	58 50	
									342	H N.C. Central	73 58	
LAST 12 Division I GAMES:												
228	H	Elon	68	74	150	A	Samford	59	82			
292	H	UNC Greensboro	62	47	60	A	Chattanooga	67	74			
241	N	Radford	46	63	105	H	Davidson	63	59			
216	A	Old Dominion	58	70	260	A	Ga. Southern	48	56			
230	A	Col. of Charleston	44	49	274	H	N.C. A&T	68	61			
301	A	Gardner-Webb	58	50	262	H	Norfolk St.	50	45			

Non-Div I Games: Southern Va. 87 51 Bluefield Col. 60 40

Wofford

Loss, Non-Conf, S Site, H Home A Away N Neutral

Average RPI Win:	247	WON-LOST	WINNING	LAST 12	STRENGTH OF	OPP. STRENGTH	TEAM	ADJ.	CONF.	ADJ CONF.
Average RPI Loss:	99	RECORD	PCT. RANK	GAMES	SCHEDULE	OF SCHEDULE	RPI	RPI	RPI	RPI
DIV. I ONLY	12- 6	78	8- 4	290	128	153	153	13	13	
DIV. I NON-CONF.	7- 5	122	3- 3	318	130	178	178	18	18	
TOTALS	RPI 1-25	RPI 26-50	W-L RECORDS	RPI 51-100	RPI 101-150	RPI 150+				
12- 6	0- 1	0- 0	OVERALL	0- 3	0- 1	12- 1				
8- 2	0- 1	0- 0	HOME	0- 0	0- 1	8- 0				
4- 4	0- 0	0- 0	AWAY	0- 3	0- 0	4- 1				
0- 0	0- 0	0- 0	NEUTRAL	0- 0	0- 0	0- 0				
7- 5	0- 0	0- 0	NON-CONFERENCE	0- 3	0- 1	7- 1				
5- 1	0- 0	0- 0	HOME	0- 0	0- 1	5- 0				
2- 4	0- 0	0- 0	AWAY	0- 3	0- 0	2- 1				
0- 0	0- 0	0- 0	NEUTRAL	0- 0	0- 0	0- 0				
5- 1	0- 1	0- 0	CONFERENCE	0- 0	0- 0	5- 0				
3- 1	0- 1	0- 0	HOME	0- 0	0- 0	3- 0				
2- 0	0- 0	0- 0	AWAY	0- 0	0- 0	2- 0				
0- 0	0- 0	0- 0	NEUTRAL	0- 0	0- 0	0- 0				

RPI 1-25				RPI 26-50				RPI 51-100				RPI 101+ Team's RPI: 153			
RPI	S	Opponent	Score	RPI	S	Opponent	Score	RPI	S	Opponent	Score	RPI	S	Opponent	Score
15	H	Green Bay	50 68					61	A	Missouri	62 92	107	H	Central Mich.	60 65
								65	A	Miami (OH)	63 70	152	A	Ill.-Chicago	62 60
								71	A	Dayton	69 77	188	A	Loyola Chicago	64 62
												197	A	Buffalo	81 54
												207	A	Western Ky.	86 66
												219	H	Milwaukee	75 72
												247	H	Ball St.	74 55
												251	H	Longwood	77 44
												256	H	Butler	48 47
												275	A	Morehead St.	63 78
												295	H	Valparaiso	58 42
												303	H	Southern Ill.	61 59
												319	H	Southeast Mo. St.	74 53
												331	H	Delaware St.	57 53
LAST 12 Division I GAMES:															
295	H	Valparaiso	58 42	219	H	Milwaukee	75 72								
107	H	Central Mich.	60 65	15	H	Green Bay	50 68								
319	H	Southeast Mo. St.	74 53	152	A	Ill.-Chicago	62 60								
251	H	Longwood	77 44	188	A	Loyola Chicago	64 62								
65	A	Miami (OH)	63 70	256	H	Butler	48 47								
303	H	Southern Ill.	61 59	71	A	Dayton	69 77								

Non-Div I Games:

Wright St.

Wyoming

Average RPI Win: 273

Average RPI Loss: 164

WON-LOST

WINNING

LAST 12

Through Games Of Sunday, January 15, 2012

STRENGTH OF

OPP. STRENGTH

TEAM

ADJ.

CONF.

ADJ CONF.

RECORD

PCT. RANK

GAMES

SCHEDULE

OF SCHEDULE

RPI

RPI

RPI

RPI

DIV. I ONLY

3- 10

296

3- 8

209

273

289

289

23

23

DIV. I NON-CONF.

2- 9

296

2- 7

233

280

295

295

25

25

TOTALS

RPI 1-25

RPI 26-50

W-L RECORDS

RPI 51-100

RPI 101-150

RPI 150+

3- 10

0- 0

0- 0

OVERALL

0- 3

0- 3

3- 4

1- 5

0- 0

0- 0

HOME

0- 2

0- 2

1- 1

2- 4

0- 0

0- 0

AWAY

0- 1

0- 1

2- 2

0- 1

0- 0

0- 0

NEUTRAL

0- 0

0- 0

0- 1

2- 9

0- 0

0- 0

NON-CONFERENCE

0- 2

0- 3

2- 4

1- 4

0- 0

0- 0

HOME

0- 1

0- 2

1- 1

1- 4

0- 0

0- 0

AWAY

0- 1

0- 1

1- 2

0- 1

0- 0

0- 0

NEUTRAL

0- 0

0- 0

0- 1

1- 1

0- 0

0- 0

CONFERENCE

0- 1

0- 0

1- 0

0- 1

0- 0

0- 0

HOME

0- 1

0- 0

0- 0

1- 0

0- 0

0- 0

AWAY

0- 0

0- 0

1- 0

0- 0

0- 0

0- 0

NEUTRAL

0- 0

0- 0

0- 0

RPI 1-25

RPI 26-50

RPI 51-100

RPI 101+

Team's RPI: 289

RPI S Opponent Score

RPI S Opponent Score

RPI S Opponent Score

RPI S Opponent Score

94 H UNLV 51 54

115 H Bowling Green 53 60

98 H Creighton 50 66

123 H Utah St. 56 62

100 A Eastern Mich. 43 65

149 A Denver 49 74

154 N UNI 46 60

201 H UC Irvine 51 42

209 H Montana 59 69

270 A Loyola Marymount 54 57

287 A New Mexico 52 50

325 A Idaho 59 65

330 A Weber St. 76 68

LAST 12 Division I GAMES:

325 A Idaho 59 65 287 A New Mexico 52 50

330 A Weber St. 76 68 94 H UNLV 51 54

209 H Montana 59 69 100 A Eastern Mich. 43 65

98 H Creighton 50 66 115 H Bowling Green 53 60

270 A Loyola Marymount 54 57 201 H UC Irvine 51 42

154 N UNI 46 60 149 A Denver 49 74

W
y
o
m
i
n
gW
y
o
m
i
n
g

Non-Div I Games: Maryville (MO) 68 60 Chadron St. 69 61

Wyoming

Loss, Non-Conf, S Site, H Home A Away N Neutral

Page 339

Average RPI Win: 220	WON-LOST	WINNING	LAST 12	STRENGTH OF	OPP. STRENGTH	TEAM	ADJ.	CONF.	ADJ CONF.
Average RPI Loss: 86	RECORD	PCT. RANK	GAMES	SCHEDULE	OF SCHEDULE	RPI	RPI	RPI	RPI
DIV. I ONLY	3- 13	304	2- 10	16	122	198	198	9	9
DIV. I NON-CONF.	3- 10	281	2- 7	19	139	197	197	9	9
TOTALS	RPI 1-25	RPI 26-50	W-L RECORDS	RPI 51-100	RPI 101-150	RPI 150+			
3- 13	0- 2	0- 3	OVERALL	1- 3	0- 4	2- 1			
3- 5	0- 1	0- 1	HOME	1- 2	0- 1	2- 0			
0- 5	0- 1	0- 1	AWAY	0- 1	0- 2	0- 0			
0- 3	0- 0	0- 1	NEUTRAL	0- 0	0- 1	0- 1			
3- 10	0- 2	0- 2	NON-CONFERENCE	1- 2	0- 3	2- 1			
3- 4	0- 1	0- 1	HOME	1- 1	0- 1	2- 0			
0- 3	0- 1	0- 0	AWAY	0- 1	0- 1	0- 0			
0- 3	0- 0	0- 1	NEUTRAL	0- 0	0- 1	0- 1			
0- 3	0- 0	0- 1	CONFERENCE	0- 1	0- 1	0- 0			
0- 1	0- 0	0- 0	HOME	0- 1	0- 0	0- 0			
0- 2	0- 0	0- 1	AWAY	0- 0	0- 1	0- 0			
0- 0	0- 0	0- 0	NEUTRAL	0- 0	0- 0	0- 0			

RPI 1-25				RPI 26-50				RPI 51-100				RPI 101+ Team's RPI: 198			
RPI	S	Opponent	Score	RPI	S	Opponent	Score	RPI	S	Opponent	Score	RPI	S	Opponent	Score
4	H	Stanford	64 80	41	H	South Carolina	56 67	56	H	Middle Tenn.	49 65	106	N	Syracuse	67 70
25	A	Louisville	44 62	44	N	Oklahoma	51 73	89	A	UNC Wilmington	52 59	112	H	Eastern Ill.	54 60
				48	A	Duquesne	49 68	91	H	Charlotte	54 58	114	A	Mississippi St.	65 71
								99	H	Cincinnati	69 60	122	A	La Salle	51 63
												263	N	Ohio	75 80
												275	H	Morehead St.	71 66
												286	H	Eastern Ky.	66 61
LAST 12 Division I GAMES:															
		44 N Oklahoma	51 73			122 A La Salle	51 63								
		263 N Ohio	75 80			48 A Duquesne	49 68								
		106 N Syracuse	67 70			91 H Charlotte	54 58								
		56 H Middle Tenn.	49 65			112 H Eastern Ill.	54 60								
		275 H Morehead St.	71 66			89 A UNC Wilmington	52 59								
		99 H Cincinnati	69 60			41 H South Carolina	56 67								

Non-Div I Games:

Xavier

Average RPI Win:	258	WON-LOST	WINNING	LAST 12	STRENGTH OF	OPP. STRENGTH	TEAM	ADJ.	CONF.	ADJ CONF.
Average RPI Loss:	49	RECORD	PCT. RANK	GAMES	SCHEDULE	OF SCHEDULE	RPI	RPI	RPI	RPI
DIV. I ONLY	8- 6	131	6- 5	141	138	97	97	12	12	
DIV. I NON-CONF.	7- 6	154	5- 5	171	113	106	106	15	15	
TOTALS	RPI 1-25	RPI 26-50	W-L RECORDS	RPI 51-100	RPI 101-150	RPI 150+				
8- 6	0- 2	0- 2	OVERALL	0- 1	1- 1	7- 0				
3- 1	0- 0	0- 0	HOME	0- 0	1- 1	2- 0				
4- 5	0- 2	0- 2	AWAY	0- 1	0- 0	4- 0				
1- 0	0- 0	0- 0	NEUTRAL	0- 0	0- 0	1- 0				
7- 6	0- 2	0- 2	NON-CONFERENCE	0- 1	1- 1	6- 0				
3- 1	0- 0	0- 0	HOME	0- 0	1- 1	2- 0				
3- 5	0- 2	0- 2	AWAY	0- 1	0- 0	3- 0				
1- 0	0- 0	0- 0	NEUTRAL	0- 0	0- 0	1- 0				
1- 0	0- 0	0- 0	CONFERENCE	0- 0	0- 0	1- 0				
0- 0	0- 0	0- 0	HOME	0- 0	0- 0	0- 0				
1- 0	0- 0	0- 0	AWAY	0- 0	0- 0	1- 0				
0- 0	0- 0	0- 0	NEUTRAL	0- 0	0- 0	0- 0				

RPI 1-25				RPI 26-50				RPI 51-100				Team's RPI: 97	RPI 101+			
RPI	S	Opponent	Score	RPI	S	Opponent	Score	RPI	S	Opponent	Score		RPI	S	Opponent	Score
2	A	Baylor	59 109	45	A	Marist	64 78	80	A	Quinnipiac	63 68		111	H	Boston U.	54 59
8	A	Delaware	45 77	49	A	Florida St.	58 92						134	H	Holy Cross	76 71
													193	N	Tex.-Pan American	59 57
													206	A	Brown	75 65
													256	A	Fairleigh Dickinson	80 51
													291	H	Army	63 62
													305	A	Houston	80 62
													339	H	St. Francis (NY)	72 41
													341	A	Bucknell	69 48
LAST 12 Division I GAMES:																
339	H	St. Francis (NY)	72 41	206	A	Brown	75 65									
111	H	Boston U.	54 59	341	A	Bucknell	69 48									
8	A	Delaware	45 77	291	H	Army	63 62									
193	N	Tex.-Pan American	59 57	49	A	Florida St.	58 92									
305	A	Houston	80 62	80	A	Quinnipiac	63 68									
2	A	Baylor	59 109	45	A	Marist	64 78									

Non-Div I Games: Baruch 80 47

Yale

Average RPI Win:	276	WON-LOST	WINNING	LAST 12	STRENGTH OF	OPP. STRENGTH	TEAM	ADJ.	CONF.	ADJ CONF.
Average RPI Loss:	172	RECORD	PCT. RANK	GAMES	SCHEDULE	OF SCHEDULE	RPI	RPI	RPI	RPI
DIV. I ONLY	8- 8	166	6- 6	293	277	215	215	13	13	
DIV. I NON-CONF.	6- 5	141	4- 3	266	283	203	203	18	18	
TOTALS	RPI 1-25	RPI 26-50	W-L RECORDS	RPI 51-100	RPI 101-150	RPI 150+				
8- 8	0- 0	0- 0	OVERALL	0- 1	0- 1	8- 6				
2- 4	0- 0	0- 0	HOME	0- 0	0- 1	2- 3				
6- 3	0- 0	0- 0	AWAY	0- 1	0- 0	6- 2				
0- 1	0- 0	0- 0	NEUTRAL	0- 0	0- 0	0- 1				
6- 5	0- 0	0- 0	NON-CONFERENCE	0- 1	0- 1	6- 3				
1- 2	0- 0	0- 0	HOME	0- 0	0- 1	1- 1				
5- 2	0- 0	0- 0	AWAY	0- 1	0- 0	5- 1				
0- 1	0- 0	0- 0	NEUTRAL	0- 0	0- 0	0- 1				
2- 3	0- 0	0- 0	CONFERENCE	0- 0	0- 0	2- 3				
1- 2	0- 0	0- 0	HOME	0- 0	0- 0	1- 2				
1- 1	0- 0	0- 0	AWAY	0- 0	0- 0	1- 1				
0- 0	0- 0	0- 0	NEUTRAL	0- 0	0- 0	0- 0				

RPI 1-25			RPI 26-50			RPI 51-100			RPI 101+			Team's RPI: 215
RPI	S	Opponent	Score	RPI	S	Opponent	Score	RPI	S	Opponent	Score	
						79 A West Virginia	37 69	115 H Bowling Green		61 73		
								152 H Ill.-Chicago		68 77		
								154 N UNI		73 90		
								169 H American		41 48		
								186 A Akron		78 72		
								188 H Loyola Chicago		77 82		
								256 A Butler		64 73		
								259 A Stony Brook		47 54		
								263 A Ohio		55 47		
								266 A IPFW		91 81		
								270 A Loyola Marymount		64 50		
								283 H Cleveland St.		70 48		
								295 A Valparaiso		55 48		
								304 H Western Mich.		80 55		
								341 A Bucknell		57 56		
LAST 12 Division I GAMES:												
259 A		Stony Brook	47 54	152 H		Ill.-Chicago	68 77					
186 A		Akron	78 72	188 H		Loyola Chicago	77 82					
263 A		Ohio	55 47	295 A		Valparaiso	55 48					
115 H		Bowling Green	61 73	256 A		Butler	64 73					
304 H		Western Mich.	80 55	283 H		Cleveland St.	70 48					
154 N		UNI	73 90	270 A		Loyola Marymount	64 50					

Non-Div I Games:

Youngstown St.