

Average RPI Win:	281	WON-LOST	WINNING	LAST 12	STRENGTH OF	OPP. STRENGTH	TEAM	ADJ.	CONF.	ADJ CONF.
Average RPI Loss:	190	RECORD	PCT. RANK	GAMES	SCHEDULE	OF SCHEDULE	RPI	RPI	RPI	RPI
DIV. I ONLY	8- 14	243	5- 7	335	262	317	317	24	24	
DIV. I NON-CONF.	4- 9	256	1- 2	333	242	318	318	26	26	
TOTALS	RPI 1-25	RPI 26-50	W-L RECORDS	RPI 51-100	RPI 101-150	RPI 150+				
8- 14	0- 0	0- 0	OVERALL	0- 2	0- 2	8- 10				
5- 5	0- 0	0- 0	HOME	0- 1	0- 1	5- 3				
3- 7	0- 0	0- 0	AWAY	0- 1	0- 1	3- 5				
0- 2	0- 0	0- 0	NEUTRAL	0- 0	0- 0	0- 2				
4- 9	0- 0	0- 0	NON-CONFERENCE	0- 1	0- 1	4- 7				
2- 3	0- 0	0- 0	HOME	0- 1	0- 1	2- 1				
2- 4	0- 0	0- 0	AWAY	0- 0	0- 0	2- 4				
0- 2	0- 0	0- 0	NEUTRAL	0- 0	0- 0	0- 2				
4- 5	0- 0	0- 0	CONFERENCE	0- 1	0- 1	4- 3				
3- 2	0- 0	0- 0	HOME	0- 0	0- 0	3- 2				
1- 3	0- 0	0- 0	AWAY	0- 1	0- 1	1- 1				
0- 0	0- 0	0- 0	NEUTRAL	0- 0	0- 0	0- 0				

RPI 1-25			RPI 26-50			RPI 51-100			RPI 101+			Team's RPI: 317			
RPI	S	Opponent	Score	RPI	S	Opponent	Score	RPI	S	Opponent	Score	RPI	S	Opponent	Score
								94	H	Missouri	58 75	104	H	Colorado	58 71
								97	A	McNeese St.	51 66	145	A	Stephen F. Austin	57 69
												157	N	North Texas	58 72
												167	H	Sam Houston St.	56 65
												169	A	SMU	64 73
												189	A	Indiana	58 80
												196	H	Iona	77 68
												212	A	Texas St.	67 73
												216	A	Rice	64 61
												218	A	Arkansas St.	71 84
												232	H	Nicholls St.	70 63
												242	A	Tex.-Pan American	52 69
												242	H	Tex.-Pan American	56 58
												285	H	UTSA	38 58
												303	A	Texas-Arlington	61 51
												315	H	Jackson St.	64 61
												320	H	Southeastern La.	78 73
												323	H	Northwestern St.	88 86
												333	N	Texas Southern	54 63
												341	A	Houston Baptist	65 45
LAST 12 Division I GAMES:															
				323	H	Northwestern St.	88 86					320	H	Southeastern La.	78 73
				232	H	Nicholls St.	70 63					285	H	UTSA	38 58
				145	A	Stephen F. Austin	57 69					97	A	McNeese St.	51 66
				212	A	Texas St.	67 73					189	A	Indiana	58 80
				167	H	Sam Houston St.	56 65					169	A	SMU	64 73
				303	A	Texas-Arlington	61 51					315	H	Jackson St.	64 61

Non-Div I Games:

A&M-Corpus Christi

■ Loss,
■ Non-Conf, S Site,
■ Home
■ Away
N Neutral

Average RPI Win: 286		WON-LOST	WINNING	LAST 12	STRENGTH OF	OPP. STRENGTH	TEAM	ADJ.	CONF.	ADJ CONF.
Average RPI Loss: 181		RECORD	PCT. RANK	GAMES	SCHEDULE	OF SCHEDULE	RPI	RPI	RPI	RPI
DIV. I ONLY		5- 18	303	1- 11	252	286	311	311	22	22
DIV. I NON-CONF.		5- 10	240	1- 3	258	320	312	312	23	23
TOTALS	RPI 1-25	RPI 26-50		W-L RECORDS		RPI 51-100	RPI 101-150	RPI 150+		
5- 18	0- 0	0- 0		OVERALL		0- 0	0- 7	5- 11		
2- 8	0- 0	0- 0		HOME		0- 0	0- 3	2- 5		
3- 10	0- 0	0- 0		AWAY		0- 0	0- 4	3- 6		
0- 0	0- 0	0- 0		NEUTRAL		0- 0	0- 0	0- 0		
5- 10	0- 0	0- 0		NON-CONFERENCE		0- 0	0- 5	5- 5		
2- 4	0- 0	0- 0		HOME		0- 0	0- 2	2- 2		
3- 6	0- 0	0- 0		AWAY		0- 0	0- 3	3- 3		
0- 0	0- 0	0- 0		NEUTRAL		0- 0	0- 0	0- 0		
0- 8	0- 0	0- 0		CONFERENCE		0- 0	0- 2	0- 6		
0- 4	0- 0	0- 0		HOME		0- 0	0- 1	0- 3		
0- 4	0- 0	0- 0		AWAY		0- 0	0- 1	0- 3		
0- 0	0- 0	0- 0		NEUTRAL		0- 0	0- 0	0- 0		

[illegible]

Non-Div I Games:

Air Force

Loss, Non-Conf, S Site, H Home A Away N Neutral

Average RPI Win:	230	WON-LOST	WINNING	LAST 12	STRENGTH OF	OPP. STRENGTH	TEAM	ADJ.	CONF.	ADJ CONF.
Average RPI Loss:	118	RECORD	PCT. RANK	GAMES	SCHEDULE	OF SCHEDULE	RPI	RPI	RPI	RPI
DIV. I ONLY	10- 14	220	5- 7	149	141	194	194	12	12	
DIV. I NON-CONF.	6- 8	207	1- 1	168	136	196	196	13	13	
TOTALS	RPI 1-25	RPI 26-50	W-L RECORDS	RPI 51-100	RPI 101-150	RPI 150+				
10- 14	0- 1	0- 0	OVERALL	1- 8	0- 0	9- 5				
5- 7	0- 0	0- 0	HOME	1- 4	0- 0	4- 3				
4- 7	0- 1	0- 0	AWAY	0- 4	0- 0	4- 2				
1- 0	0- 0	0- 0	NEUTRAL	0- 0	0- 0	1- 0				
6- 8	0- 1	0- 0	NON-CONFERENCE	1- 4	0- 0	5- 3				
3- 5	0- 0	0- 0	HOME	1- 3	0- 0	2- 2				
2- 3	0- 1	0- 0	AWAY	0- 1	0- 0	2- 1				
1- 0	0- 0	0- 0	NEUTRAL	0- 0	0- 0	1- 0				
4- 6	0- 0	0- 0	CONFERENCE	0- 4	0- 0	4- 2				
2- 2	0- 0	0- 0	HOME	0- 1	0- 0	2- 1				
2- 4	0- 0	0- 0	AWAY	0- 3	0- 0	2- 1				
0- 0	0- 0	0- 0	NEUTRAL	0- 0	0- 0	0- 0				

RPI 1-25				RPI 26-50				RPI 51-100				RPI 101+ Team's RPI: 194			
RPI	S	Opponent	Score	RPI	S	Opponent	Score	RPI	S	Opponent	Score	RPI	S	Opponent	Score
3	A	Notre Dame	61 81					61	H	Florida St.	64 90	152	A	Seattle	85 74
								67	A	Eastern Mich.	46 91	154	H	Central Mich.	97 87
								68	A	Bowling Green	58 62	158	H	Saint Francis (PA)	79 80
								78	A	Duquesne	70 77	188	A	Robert Morris	78 85
								83	H	Providence	65 78	202	H	Northern Ill.	66 72
								84	H	Miami (OH)	85 95	204	N	Loyola Chicago	97 86
								85	H	Howard	64 63	208	A	Buffalo	91 82
								93	H	Drexel	60 67	219	H	Youngstown St.	72 78
								95	A	Toledo	60 71	253	A	Ohio	71 72
												254	A	Ball St.	78 70
												287	A	Cleveland St.	84 74
												300	H	Kent St.	68 62
												326	H	Chicago St.	82 48
												327	H	Saint Peter's	87 50
LAST 12 Division I GAMES:															
154	H	Central Mich.	97 87	300	H	Kent St.	68 62								
95	A	Toledo	60 71	208	A	Buffalo	91 82								
67	A	Eastern Mich.	46 91	68	A	Bowling Green	58 62								
202	H	Northern Ill.	66 72	84	H	Miami (OH)	85 95								
254	A	Ball St.	78 70	326	H	Chicago St.	82 48								
253	A	Ohio	71 72	83	H	Providence	65 78								

Non-Div I Games:

Akron

■ Loss,
 ■ Non-Conf, S Site,
 ■ Home
 ■ Away
 N Neutral

Alabama

Through Games Of Sunday, February 5, 2012

Average RPI Win:	244	WON-LOST	WINNING	LAST 12	STRENGTH OF	OPP. STRENGTH	TEAM	ADJ.	CONF.	ADJ CONF.
Average RPI Loss:	78	RECORD	PCT. RANK	GAMES	SCHEDULE	OF SCHEDULE	RPI	RPI	RPI	RPI
DIV. I ONLY	10- 14	220	2- 10	117	75	184	184	3	3	
DIV. I NON-CONF.	10- 4	81	2- 0	291	226	283	283	5	5	
TOTALS	RPI 1-25	RPI 26-50	W-L RECORDS	RPI 51-100	RPI 101-150	RPI 150+				
10- 14	0- 2	1- 5	OVERALL	0- 2	0- 2	9- 3				
7- 5	0- 1	1- 1	HOME	0- 1	0- 1	6- 1				
1- 8	0- 1	0- 4	AWAY	0- 1	0- 1	1- 1				
2- 1	0- 0	0- 0	NEUTRAL	0- 0	0- 0	2- 1				
10- 4	0- 0	1- 0	NON-CONFERENCE	0- 1	0- 1	9- 2				
7- 0	0- 0	1- 0	HOME	0- 0	0- 0	6- 0				
1- 3	0- 0	0- 0	AWAY	0- 1	0- 1	1- 1				
2- 1	0- 0	0- 0	NEUTRAL	0- 0	0- 0	2- 1				
0- 10	0- 2	0- 5	CONFERENCE	0- 1	0- 1	0- 1				
0- 5	0- 1	0- 1	HOME	0- 1	0- 1	0- 1				
0- 5	0- 1	0- 4	AWAY	0- 0	0- 0	0- 0				
0- 0	0- 0	0- 0	NEUTRAL	0- 0	0- 0	0- 0				

RPI	S	Opponent	Score	RPI	S	Opponent	Score	RPI	S	Opponent	Score	RPI	S	Opponent	Score	Team's RPI: 184
5	H	Tennessee	56 86	27	H	Georgia	66 81	69	A	North Carolina St.	57 79	105	A	Central Ark.	46 58	
9	A	Kentucky	68 82	31	A	South Carolina	42 68	99	H	Auburn	55 65	120	H	Mississippi St.	61 66	
				32	A	Florida	37 61					157	A	North Texas	63 69	
				33	H	Kansas	80 76					163	N	Seton Hall	62 56	
				34	A	Arkansas	52 70					164	H	Ole Miss	55 69	
				37	A	LSU	40 84					197	N	Old Dominion	76 77	
												206	N	Louisiana Tech	67 59	
												232	H	Nicholls St.	72 51	
												265	H	Presbyterian	65 47	
												280	H	Ga. Southern	67 34	
												308	A	Alabama St.	64 54	
												311	H	Air Force	80 45	
												320	H	Southeastern La.	69 56	
												323	H	Northwestern St.	78 52	
LAST 12 Division I GAMES:																
27	H	Georgia	66 81	120	H	Mississippi St.	61 66									
34	A	Arkansas	52 70	37	A	LSU	40 84									
9	A	Kentucky	68 82	99	H	Auburn	55 65									
5	H	Tennessee	56 86	31	A	South Carolina	42 68									
32	A	Florida	37 61	311	H	Air Force	80 45									
164	H	Ole Miss	55 69	265	H	Presbyterian	65 47									

Non-Div I Games:

Alabama

■ Loss,
 ■ Non-Conf, S Site,
 ■ Home
 ■ Away
 N Neutral

Alabama A&M

Through Games Of Sunday, February 5, 2012

Average RPI Win:	300	WON-LOST	WINNING	LAST 12	STRENGTH OF	OPP. STRENGTH	TEAM	ADJ.	CONF.	ADJ CONF.
Average RPI Loss:	138	RECORD	PCT. RANK	GAMES	SCHEDULE	OF SCHEDULE	RPI	RPI	RPI	RPI
DIV. I ONLY	10- 9	156	7- 5	333	272	221	221	32	32	
DIV. I NON-CONF.	4- 5	200	1- 1	189	159	130	130	16	16	
TOTALS	RPI 1-25	RPI 26-50	W-L RECORDS	RPI 51-100	RPI 101-150	RPI 150+				
10- 9	0- 0	0- 2	OVERALL	0- 3	0- 1	10- 3				
6- 1	0- 0	0- 0	HOME	0- 0	0- 1	6- 0				
4- 8	0- 0	0- 2	AWAY	0- 3	0- 0	4- 3				
0- 0	0- 0	0- 0	NEUTRAL	0- 0	0- 0	0- 0				
4- 5	0- 0	0- 2	NON-CONFERENCE	0- 3	0- 0	4- 0				
3- 0	0- 0	0- 0	HOME	0- 0	0- 0	3- 0				
1- 5	0- 0	0- 2	AWAY	0- 3	0- 0	1- 0				
0- 0	0- 0	0- 0	NEUTRAL	0- 0	0- 0	0- 0				
6- 4	0- 0	0- 0	CONFERENCE	0- 0	0- 1	6- 3				
3- 1	0- 0	0- 0	HOME	0- 0	0- 1	3- 0				
3- 3	0- 0	0- 0	AWAY	0- 0	0- 0	3- 3				
0- 0	0- 0	0- 0	NEUTRAL	0- 0	0- 0	0- 0				

RPI	S	Opponent	Score	RPI	S	Opponent	Score	RPI	S	Opponent	Score	RPI	S	Opponent	Score	Team's RPI: 221
29	A	Vanderbilt	55 86	61	A	Florida St.	41 86	143	H	Mississippi Val.	67 69	220	A	Grambling	76 64	
31	A	South Carolina	53 60	86	A	UAB	46 57	237	A	Southern U.	32 51	251	A	Alcorn St.	45 49	
				92	A	Illinois	65 83	266	H	Tennessee Tech	61 35	286	A	Austin Peay	80 68	
								299	H	Murray St.	76 71	304	H	Prairie View	55 53	
								308	A	Alabama St.	65 56	315	A	Jackson St.	66 72	
								325	A	Ark.-Pine Bluff	61 55	325	H	Ark.-Pine Bluff	64 44	
								333	H	Texas Southern	56 36	335	H	Lipscomb	72 54	
LAST 12 Division I GAMES:																
325	A	Ark.-Pine Bluff	61 55	143	H	Mississippi Val.	67 69									
304	H	Prairie View	55 53	325	H	Ark.-Pine Bluff	64 44									
333	H	Texas Southern	56 36	220	A	Grambling	76 64									
251	A	Alcorn St.	45 49	315	A	Jackson St.	66 72									
237	A	Southern U.	32 51	92	A	Illinois	65 83									
308	A	Alabama St.	65 56	286	A	Austin Peay	80 68									

Non-Div I Games: Stillman 62 40

Alabama A&M

■ Loss,
 ■ Non-Conf, S Site,
 ■ Home
 ■ Away
 N Neutral

Average RPI Win:	274	WON-LOST	WINNING	LAST 12	STRENGTH OF	OPP. STRENGTH	TEAM	ADJ.	CONF.	ADJ CONF.
Average RPI Loss:	184	RECORD	PCT. RANK	GAMES	SCHEDULE	OF SCHEDULE	RPI	RPI	RPI	RPI
DIV. I ONLY	7- 11	234	6- 6	328	292	308	308	32	32	
DIV. I NON-CONF.	2- 6	274	1- 1	244	189	256	256	16	16	
TOTALS	RPI 1-25	RPI 26-50	W-L RECORDS	RPI 51-100	RPI 101-150	RPI 150+				
7- 11	0- 1	0- 1	OVERALL	0- 0	1- 2	6- 7				
5- 5	0- 0	0- 0	HOME	0- 0	1- 1	4- 4				
2- 6	0- 1	0- 1	AWAY	0- 0	0- 1	2- 3				
0- 0	0- 0	0- 0	NEUTRAL	0- 0	0- 0	0- 0				
2- 6	0- 1	0- 1	NON-CONFERENCE	0- 0	0- 1	2- 3				
1- 4	0- 0	0- 0	HOME	0- 0	0- 1	1- 3				
1- 2	0- 1	0- 1	AWAY	0- 0	0- 0	1- 0				
0- 0	0- 0	0- 0	NEUTRAL	0- 0	0- 0	0- 0				
5- 5	0- 0	0- 0	CONFERENCE	0- 0	1- 1	4- 4				
4- 1	0- 0	0- 0	HOME	0- 0	1- 0	3- 1				
1- 4	0- 0	0- 0	AWAY	0- 0	0- 1	1- 3				
0- 0	0- 0	0- 0	NEUTRAL	0- 0	0- 0	0- 0				

RPI 1-25				RPI 26-50				RPI 51-100				RPI 101+ Team's RPI: 308			
RPI	S	Opponent	Score	RPI	S	Opponent	Score	RPI	S	Opponent	Score	RPI	S	Opponent	Score
15	A	Georgia Tech	37 97	37	A	LSU	35 67					137	H	Samford	51 62
												143	A	Mississippi Val.	50 65
												143	H	Mississippi Val.	65 62
												184	H	Alabama	54 64
												220	A	Grambling	48 62
												221	H	Alabama A&M	56 65
												232	A	Nicholls St.	61 57
												237	A	Southern U.	51 71
												245	H	Kennesaw St.	51 61
												251	A	Alcorn St.	49 56
												264	H	Savannah St.	47 45
												304	H	Prairie View	67 53
												315	A	Jackson St.	52 49
												325	H	Ark.-Pine Bluff	66 58
												333	H	Texas Southern	68 47
												334	H	Troy	53 60
LAST 12 Division I GAMES:															
143	A	Mississippi Val.	50 65	325	H	Ark.-Pine Bluff	66 58								
333	H	Texas Southern	68 47	143	H	Mississippi Val.	65 62								
304	H	Prairie View	67 53	315	A	Jackson St.	52 49								
237	A	Southern U.	51 71	220	A	Grambling	48 62								
251	A	Alcorn St.	49 56	245	H	Kennesaw St.	51 61								
221	H	Alabama A&M	56 65	264	H	Savannah St.	47 45								

Non-Div I Games: Mobile 78 59

Alabama St.

■ Loss,
 ■ Non-Conf,
 ■ S Site,
 ■ Home
 ■ A Away
 N Neutral

Albany (NY)

Through Games Of Sunday, February 5, 2012

Average RPI Win: 220	WON-LOST	WINNING	LAST 12	STRENGTH OF	OPP. STRENGTH	TEAM	ADJ.	CONF.	ADJ CONF.
Average RPI Loss: 120	RECORD	PCT. RANK	GAMES	SCHEDULE	OF SCHEDULE	RPI	RPI	RPI	RPI
DIV. I ONLY	15- 9	104	9- 3	163	237	114	114	15	15
DIV. I NON-CONF.	6- 7	181	0- 1	110	289	88	88	15	15
TOTALS	RPI 1-25	RPI 26-50	W-L RECORDS	RPI 51-100	RPI 101-150	RPI 150+			
15- 9	0- 0	0- 1	OVERALL	2- 3	3- 2	10- 3			
7- 2	0- 0	0- 0	HOME	1- 2	2- 0	4- 0			
8- 6	0- 0	0- 1	AWAY	1- 1	1- 1	6- 3			
0- 1	0- 0	0- 0	NEUTRAL	0- 0	0- 1	0- 0			
6- 7	0- 0	0- 1	NON-CONFERENCE	1- 1	1- 2	4- 3			
4- 0	0- 0	0- 0	HOME	1- 0	1- 0	2- 0			
2- 6	0- 0	0- 1	AWAY	0- 1	0- 1	2- 3			
0- 1	0- 0	0- 0	NEUTRAL	0- 0	0- 1	0- 0			
9- 2	0- 0	0- 0	CONFERENCE	1- 2	2- 0	6- 0			
3- 2	0- 0	0- 0	HOME	0- 2	1- 0	2- 0			
6- 0	0- 0	0- 0	AWAY	1- 0	1- 0	4- 0			
0- 0	0- 0	0- 0	NEUTRAL	0- 0	0- 0	0- 0			

RPI S	Opponent	Score	RPI S	Opponent	Score	RPI S	Opponent	Score	RPI S	Opponent	Score	Team's RPI: 114
48	A Iowa	60 82	70	H Boston U.	54 58	107	N Charlotte	59 61				
			80	H Sacred Heart	64 54	130	A LIU Brooklyn	52 64				
			88	A Hartford	40 37	134	H La Salle	81 76				
			88	H Hartford	57 65	150	A UMBC	65 63				
			95	A Toledo	39 53	150	H UMBC	53 41				
						170	A FIU	56 69				
						177	A Brown	53 65				
						192	A New Hampshire	60 44				
						198	A Canisius	60 64				
						203	A Fordham	59 42				
						234	A Binghamton	37 36				
						256	H Vermont	65 47				
						267	H Niagara	55 42				
						291	A Siena	72 48				
						305	A Stony Brook	57 32				
						305	H Stony Brook	57 47				
						316	A Maine	60 48				
						336	H St. Francis (NY)	50 34				
LAST 12 Division I GAMES:												
305	H Stony Brook	57 47	316	A Maine	60 48							
150	A UMBC	65 63	192	A New Hampshire	60 44							
88	H Hartford	57 65	305	A Stony Brook	57 32							
234	A Binghamton	37 36	150	H UMBC	53 41							
256	H Vermont	65 47	88	A Hartford	40 37							
70	H Boston U.	54 58	107	N Charlotte	59 61							

Non-Div I Games:

Albany (NY)

■ Loss,
 ■ Non-Conf, S Site,
 ■ Home
 ■ Away
 N Neutral

Average RPI Win:	306	WON-LOST	WINNING	LAST 12	STRENGTH OF	OPP. STRENGTH	TEAM	ADJ.	CONF.	ADJ CONF.
Average RPI Loss:	158	RECORD	PCT. RANK	GAMES	SCHEDULE	OF SCHEDULE	RPI	RPI	RPI	RPI
DIV. I ONLY	8- 14	243	6- 6	299	282	251	251	32	32	
DIV. I NON-CONF.	2- 10	303	0- 2	201	103	188	188	16	16	
TOTALS	RPI 1-25	RPI 26-50	W-L RECORDS	RPI 51-100	RPI 101-150	RPI 150+				
8- 14	0- 0	0- 0	OVERALL	0- 4	0- 4	8- 6				
3- 1	0- 0	0- 0	HOME	0- 0	0- 0	3- 1				
4- 10	0- 0	0- 0	AWAY	0- 2	0- 3	4- 5				
1- 3	0- 0	0- 0	NEUTRAL	0- 2	0- 1	1- 0				
2- 10	0- 0	0- 0	NON-CONFERENCE	0- 4	0- 3	2- 3				
0- 0	0- 0	0- 0	HOME	0- 0	0- 0	0- 0				
1- 7	0- 0	0- 0	AWAY	0- 2	0- 2	1- 3				
1- 3	0- 0	0- 0	NEUTRAL	0- 2	0- 1	1- 0				
6- 4	0- 0	0- 0	CONFERENCE	0- 0	0- 1	6- 3				
3- 1	0- 0	0- 0	HOME	0- 0	0- 0	3- 1				
3- 3	0- 0	0- 0	AWAY	0- 0	0- 1	3- 2				
0- 0	0- 0	0- 0	NEUTRAL	0- 0	0- 0	0- 0				

RPI 1-25			RPI 26-50			RPI 51-100			RPI 101+			Team's RPI: 251
RPI	S	Opponent	Score	RPI	S	Opponent	Score	RPI	S	Opponent	Score	
						54 A Oklahoma St.	36 69	120 A Mississippi St.		48 66		
						64 A Texas	42 74	132 A Minnesota		46 75		
						69 N North Carolina St.	70 85	143 A Mississippi Val.		58 66		
						76 N Fla. Gulf Coast	38 85	149 N Harvard		55 78		
								169 A SMU		54 76		
								216 A Rice		57 74		
								220 H Grambling		44 55		
								221 H Alabama A&M		49 45		
								237 A Southern U.		62 67		
								246 A Hawaii		63 66		
								304 A Prairie View		59 54		
								308 H Alabama St.		56 49		
								315 A Jackson St.		55 76		
								315 H Jackson St.		53 51		
								320 A Southeastern La.		62 54		
								323 N Northwestern St.		70 60		
								325 A Ark.-Pine Bluff		65 51		
								333 A Texas Southern		51 48		
LAST 12 Division I GAMES:												
315 A		Jackson St.	55 76	220 H		Grambling	44 55					
237 A		Southern U.	62 67	315 H		Jackson St.	53 51					
221 H		Alabama A&M	49 45	304 A		Prairie View	59 54					
308 H		Alabama St.	56 49	333 A		Texas Southern	51 48					
325 A		Ark.-Pine Bluff	65 51	76 N		Fla. Gulf Coast	38 85					
143 A		Mississippi Val.	58 66	69 N		North Carolina St.	70 85					

Non-Div I Games:

Alcorn St.

■ Loss,
 ■ Non-Conf,
 ■ S Site,
 ■ Home
 ■ A Away
 N Neutral

Average RPI Win:	254	WON-LOST	WINNING	LAST 12	STRENGTH OF	OPP. STRENGTH	TEAM	ADJ.	CONF.	ADJ CONF.
Average RPI Loss:	126	RECORD	PCT. RANK	GAMES	SCHEDULE	OF SCHEDULE	RPI	RPI	RPI	RPI
DIV. I ONLY	16- 6	55	10- 2	287	262	159	159	27	27	
DIV. I NON-CONF.	8- 6	130	2- 2	252	222	134	134	31	31	
TOTALS	RPI 1-25	RPI 26-50	W-L RECORDS	RPI 51-100	RPI 101-150	RPI 150+				
16- 6	0- 1	0- 1	OVERALL	0- 1	1- 0	15- 3				
8- 5	0- 1	0- 1	HOME	0- 1	0- 0	8- 2				
6- 1	0- 0	0- 0	AWAY	0- 0	1- 0	5- 1				
2- 0	0- 0	0- 0	NEUTRAL	0- 0	0- 0	2- 0				
8- 6	0- 1	0- 1	NON-CONFERENCE	0- 1	0- 0	8- 3				
3- 5	0- 1	0- 1	HOME	0- 1	0- 0	3- 2				
3- 1	0- 0	0- 0	AWAY	0- 0	0- 0	3- 1				
2- 0	0- 0	0- 0	NEUTRAL	0- 0	0- 0	2- 0				
8- 0	0- 0	0- 0	CONFERENCE	0- 0	1- 0	7- 0				
5- 0	0- 0	0- 0	HOME	0- 0	0- 0	5- 0				
3- 0	0- 0	0- 0	AWAY	0- 0	1- 0	2- 0				
0- 0	0- 0	0- 0	NEUTRAL	0- 0	0- 0	0- 0				

RPI 1-25				RPI 26-50				RPI 51-100				RPI 101+ Team's RPI: 159			
RPI	S	Opponent	Score	RPI	S	Opponent	Score	RPI	S	Opponent	Score	RPI	S	Opponent	Score
12	H	Maryland	42 76	36	H	James Madison	64 68	57	H	Quinnipiac	59 72	147	A	Holy Cross	61 58
												153	H	Lehigh	55 49
												179	A	George Mason	55 51
												195	H	Oakland	62 68
												201	H	Loyola Maryland	63 48
												209	A	George Washington	49 60
												219	A	Youngstown St.	48 41
												222	H	Navy	49 44
												231	H	Mt. St. Mary's	77 62
												248	H	Md.-East. Shore	37 39
												269	A	Army	40 39
												273	H	Lafayette	80 54
												279	N	San Jose St.	49 46
												286	N	Austin Peay	55 54
												309	A	Colgate	56 43
												309	H	Colgate	70 47
												310	H	Western Mich.	77 52
												334	A	Troy	55 45
												340	H	Bucknell	71 45
LAST 12 Division I GAMES:															
309	H	Colgate	70 47	153	H	Lehigh	55 49								
273	H	Lafayette	80 54	309	A	Colgate	56 43								
340	H	Bucknell	71 45	209	A	George Washington	49 60								
269	A	Army	40 39	310	H	Western Mich.	77 52								
222	H	Navy	49 44	57	H	Quinnipiac	59 72								
147	A	Holy Cross	61 58	201	H	Loyola Maryland	63 48								

Non-Div I Games:

American

■ Loss,
■ Non-Conf,
■ S Site,
■ H Home
■ A Away
N Neutral

Appalachian St.

Through Games Of Sunday, February 5, 2012

Average RPI Win:	246	WON-LOST	WINNING	LAST 12	STRENGTH OF	OPP. STRENGTH	TEAM	ADJ.	CONF.	ADJ CONF.
Average RPI Loss:	59	RECORD	PCT. RANK	GAMES	SCHEDULE	OF SCHEDULE	RPI	RPI	RPI	RPI
DIV. I ONLY	17- 3	18	10- 2	307	200	87	87	17	17	
DIV. I NON-CONF.	6- 2	61	1- 1	327	134	106	106	22	22	
TOTALS	RPI 1-25	RPI 26-50	W-L RECORDS	RPI 51-100	RPI 101-150	RPI 150+				
17- 3	0- 0	0- 2	OVERALL	1- 0	1- 1	15- 0				
7- 1	0- 0	0- 0	HOME	1- 0	1- 1	5- 0				
9- 2	0- 0	0- 2	AWAY	0- 0	0- 0	9- 0				
1- 0	0- 0	0- 0	NEUTRAL	0- 0	0- 0	1- 0				
6- 2	0- 0	0- 2	NON-CONFERENCE	0- 0	0- 0	6- 0				
2- 0	0- 0	0- 0	HOME	0- 0	0- 0	2- 0				
3- 2	0- 0	0- 2	AWAY	0- 0	0- 0	3- 0				
1- 0	0- 0	0- 0	NEUTRAL	0- 0	0- 0	1- 0				
11- 1	0- 0	0- 0	CONFERENCE	1- 0	1- 1	9- 0				
5- 1	0- 0	0- 0	HOME	1- 0	1- 1	3- 0				
6- 0	0- 0	0- 0	AWAY	0- 0	0- 0	6- 0				
0- 0	0- 0	0- 0	NEUTRAL	0- 0	0- 0	0- 0				

RPI 1-25				RPI 26-50				RPI 51-100				Team's RPI: 87		RPI 101+			
RPI	S	Opponent	Score	RPI	S	Opponent	Score	RPI	S	Opponent	Score			RPI	S	Opponent	Score
				27	A	Georgia	37 81	63	H	Chattanooga	62 51			109	H	Davidson	52 55
				40	A	Virginia	48 80							137	H	Samford	53 49
														178	A	Furman	78 63
														200	A	Elon	72 58
														217	A	Georgia St.	82 58
														240	H	Col. of Charleston	71 52
														263	A	Western Caro.	82 46
														263	H	Western Caro.	58 39
														271	N	Eastern Ky.	64 62
														272	H	East Tenn. St.	89 65
														275	H	Longwood	64 54
														280	A	Ga. Southern	57 46
														280	H	Ga. Southern	64 45
														297	A	Wofford	59 58
														302	A	UNC Greensboro	81 66
														322	A	Gardner-Webb	69 41
														329	A	UNC Asheville	85 71
LAST 12 Division I GAMES:																	
				280	A	Ga. Southern	57 46					109	H	Davidson	52 55		
				263	H	Western Caro.	58 39					302	A	UNC Greensboro	81 66		
				178	A	Furman	78 63					200	A	Elon	72 58		
				137	H	Samford	53 49					275	H	Longwood	64 54		
				63	H	Chattanooga	62 51					27	A	Georgia	37 81		
				297	A	Wofford	59 58					240	H	Col. of Charleston	71 52		

Non-Div I Games:

Appalachian St.

■ Loss,
 ■ Non-Conf, S Site,
 ■ Home
 ■ Away
 N Neutral

Arizona

Through Games Of Sunday, February 5, 2012

Average RPI Win: 194	WON-LOST	WINNING	LAST 12	STRENGTH OF	OPP. STRENGTH	TEAM	ADJ.	CONF.	ADJ CONF.
Average RPI Loss: 72	RECORD	PCT. RANK	GAMES	SCHEDULE	OF SCHEDULE	RPI	RPI	RPI	RPI
DIV. I ONLY	12- 10	143	3- 9	93	80	122	122	5	5
DIV. I NON-CONF.	10- 1	14	1- 0	237	261	187	187	6	6
TOTALS	RPI 1-25	RPI 26-50	W-L RECORDS	RPI 51-100	RPI 101-150	RPI 150+			
12- 10	0- 1	0- 3	OVERALL	3- 3	2- 3	7- 0			
6- 5	0- 1	0- 2	HOME	2- 0	1- 2	3- 0			
5- 4	0- 0	0- 0	AWAY	1- 3	0- 1	4- 0			
1- 1	0- 0	0- 1	NEUTRAL	0- 0	1- 0	0- 0			
10- 1	0- 0	0- 1	NON-CONFERENCE	1- 0	2- 0	7- 0			
5- 0	0- 0	0- 0	HOME	1- 0	1- 0	3- 0			
4- 0	0- 0	0- 0	AWAY	0- 0	0- 0	4- 0			
1- 1	0- 0	0- 1	NEUTRAL	0- 0	1- 0	0- 0			
2- 9	0- 1	0- 2	CONFERENCE	2- 3	0- 3	0- 0			
1- 5	0- 1	0- 2	HOME	1- 0	0- 2	0- 0			
1- 4	0- 0	0- 0	AWAY	1- 3	0- 1	0- 0			
0- 0	0- 0	0- 0	NEUTRAL	0- 0	0- 0	0- 0			

RPI 1-25				RPI 26-50				RPI 51-100				RPI 101+ Team's RPI: 122			
RPI	S	Opponent	Score	RPI	S	Opponent	Score	RPI	S	Opponent	Score	RPI	S	Opponent	Score
4	H	Stanford	51 91	30	H	California	74 78	51	H	UCLA	74 66	104	H	Colorado	54 56
				43	N	BYU	73 82	59	A	Arizona St.	45 60	112	N	Syracuse	80 74
				45	H	Southern California	67 72	62	A	Oregon St.	58 56	121	A	Oregon	73 87
								73	A	Washington St.	68 78	129	H	UNLV	62 58
								91	H	Wichita St.	74 60	140	H	Utah	60 65
								96	A	Washington	48 77	157	H	North Texas	69 62
												217	A	Georgia St.	79 66
												277	H	Long Beach St.	66 42
												280	A	Ga. Southern	88 46
												307	H	New Mexico	59 50
												324	A	New Mexico St.	84 67
												325	A	Ark.-Pine Bluff	67 37
LAST 12 Division I GAMES:															
4	H	Stanford	51 91	62	A	Oregon St.	58 56								
30	H	California	74 78	121	A	Oregon	73 87								
73	A	Washington St.	68 78	45	H	Southern California	67 72								
96	A	Washington	48 77	51	H	UCLA	74 66								
104	H	Colorado	54 56	59	A	Arizona St.	45 60								
140	H	Utah	60 65	129	H	UNLV	62 58								

Non-Div I Games: BYU-Hawaii 78 61

Arizona

Loss, Non-Conf, S Site, H Home A Away N Neutral

Average RPI Win:	149	WON-LOST	WINNING	LAST 12	STRENGTH OF	OPP. STRENGTH	TEAM	ADJ.	CONF.	ADJ CONF.
Average RPI Loss:	32	RECORD	PCT. RANK	GAMES	SCHEDULE	OF SCHEDULE	RPI	RPI	RPI	RPI
DIV. I ONLY	15- 7	73	7- 5	55	37	59	59	5	5	
DIV. I NON-CONF.	9- 2	37	1- 0	116	52	93	93	6	6	
TOTALS	RPI 1-25	RPI 26-50	W-L RECORDS	RPI 51-100	RPI 101-150	RPI 150+				
15- 7	0- 3	0- 2	OVERALL	4- 2	6- 0	5- 0				
10- 4	0- 1	0- 2	HOME	1- 1	5- 0	4- 0				
4- 2	0- 1	0- 0	AWAY	2- 1	1- 0	1- 0				
1- 1	0- 1	0- 0	NEUTRAL	1- 0	0- 0	0- 0				
9- 2	0- 2	0- 0	NON-CONFERENCE	2- 0	2- 0	5- 0				
7- 0	0- 0	0- 0	HOME	1- 0	2- 0	4- 0				
1- 1	0- 1	0- 0	AWAY	0- 0	0- 0	1- 0				
1- 1	0- 1	0- 0	NEUTRAL	1- 0	0- 0	0- 0				
6- 5	0- 1	0- 2	CONFERENCE	2- 2	4- 0	0- 0				
3- 4	0- 1	0- 2	HOME	0- 1	3- 0	0- 0				
3- 1	0- 0	0- 0	AWAY	2- 1	1- 0	0- 0				
0- 0	0- 0	0- 0	NEUTRAL	0- 0	0- 0	0- 0				

RPI 1-25				RPI 26-50				RPI 51-100 Team's RPI: 59				RPI 101+			
RPI	S	Opponent	Score	RPI	S	Opponent	Score	RPI	S	Opponent	Score	RPI	S	Opponent	Score
4	H	Stanford	49 62	30	H	California	62 67	51	H	UCLA	48 64	104	H	Colorado	64 43
10	N	Rutgers	52 59	45	H	Southern California	48 60	62	A	Oregon St.	51 56	111	H	Illinois St.	77 54
21	A	DePaul	55 73					65	H	UTEP	47 45	117	H	Eastern Wash.	74 43
								73	A	Washington St.	63 46	121	A	Oregon	53 49
								92	N	Illinois	51 50	122	H	Arizona	60 45
								96	A	Washington	57 53	140	H	Utah	59 51
												185	A	Colorado St.	56 52
												199	H	Boston College	79 54
												252	H	Cal St. Fullerton	63 49
												269	H	Army	83 46
												292	H	UC Riverside	66 46
LAST 12 Division I GAMES:															
30	H	California	62 67	121	A	Oregon	53 49								
4	H	Stanford	49 62	62	A	Oregon St.	51 56								
96	A	Washington	57 53	51	H	UCLA	48 64								
73	A	Washington St.	63 46	45	H	Southern California	48 60								
140	H	Utah	59 51	122	H	Arizona	60 45								
104	H	Colorado	64 43	65	H	UTEP	47 45								

Non-Div I Games:

Arizona St.

Average RPI Win:	0	WON-LOST	WINNING	LAST 12	STRENGTH OF	OPP. STRENGTH	TEAM	ADJ.	CONF.	ADJ CONF.
Average RPI Loss:	165	RECORD	PCT. RANK	GAMES	SCHEDULE	OF SCHEDULE	RPI	RPI	RPI	RPI
DIV. I ONLY	0- 21	340	0- 12	105	264	325	325	32	32	
DIV. I NON-CONF.	0- 11	337	0- 2	5	60	219	219	16	16	
TOTALS	RPI 1-25	RPI 26-50	W-L RECORDS	RPI 51-100	RPI 101-150	RPI 150+				
0- 21	0- 2	0- 1	OVERALL	0- 2	0- 6	0- 10				
0- 6	0- 0	0- 0	HOME	0- 0	0- 1	0- 5				
0- 15	0- 2	0- 0	AWAY	0- 2	0- 5	0- 5				
0- 0	0- 0	0- 0	NEUTRAL	0- 0	0- 0	0- 0				
0- 11	0- 2	0- 1	NON-CONFERENCE	0- 2	0- 5	0- 1				
0- 1	0- 0	0- 0	HOME	0- 0	0- 1	0- 0				
0- 10	0- 2	0- 1	AWAY	0- 2	0- 4	0- 1				
0- 0	0- 0	0- 0	NEUTRAL	0- 0	0- 0	0- 0				
0- 10	0- 0	0- 0	CONFERENCE	0- 0	0- 1	0- 9				
0- 5	0- 0	0- 0	HOME	0- 0	0- 0	0- 5				
0- 5	0- 0	0- 0	AWAY	0- 0	0- 1	0- 4				
0- 0	0- 0	0- 0	NEUTRAL	0- 0	0- 0	0- 0				

RPI 1-25				RPI 26-50				RPI 51-100				RPI 101+ Team's RPI: 325			
RPI	S	Opponent	Score	RPI	S	Opponent	Score	RPI	S	Opponent	Score	RPI	S	Opponent	Score
9	A	Kentucky	43 101	37	A	LSU	28 80	54	A	Oklahoma St.	35 98	103	A	Marquette	36 84
22	A	Nebraska	43 95					64	A	Texas	40 79	105	A	Central Ark.	38 61
												106	A	Memphis	60 89
												119	A	San Diego St.	43 86
												122	H	Arizona	37 67
												143	A	Mississippi Val.	50 92
												164	A	Ole Miss	52 83
												220	H	Grambling	56 69
												221	A	Alabama A&M	44 64
												221	H	Alabama A&M	55 61
												237	H	Southern U.	62 81
												251	H	Alcorn St.	51 65
												304	A	Prairie View	51 102
												308	A	Alabama St.	58 66
												315	H	Jackson St.	51 59
												333	A	Texas Southern	36 57
LAST 12 Division I GAMES:															
221	H	Alabama A&M	55 61	237	H	Southern U.	62 81								
315	H	Jackson St.	51 59	308	A	Alabama St.	58 66								
220	H	Grambling	56 69	221	A	Alabama A&M	44 64								
304	A	Prairie View	51 102	143	A	Mississippi Val.	50 92								
333	A	Texas Southern	36 57	105	A	Central Ark.	38 61								
251	H	Alcorn St.	51 65	54	A	Oklahoma St.	35 98								

Non-Div I Games:

Ark.-Pine Bluff

■ Loss,
 ■ Non-Conf,
 ■ S Site,
 ■ H Home
 ■ A Away
 N Neutral

Arkansas

Through Games Of Sunday, February 5, 2012

Average RPI Win: 140	WON-LOST	WINNING	LAST 12	STRENGTH OF	OPP. STRENGTH	TEAM	ADJ.	CONF.	ADJ CONF.
Average RPI Loss: 67	RECORD	PCT. RANK	GAMES	SCHEDULE	OF SCHEDULE	RPI	RPI	RPI	RPI
DIV. I ONLY	17- 5	33	8- 4	67	45	34	34	3	3
DIV. I NON-CONF.	11- 1	10	2- 0	206	123	75	75	5	5
TOTALS	RPI 1-25	RPI 26-50	W-L RECORDS	RPI 51-100	RPI 101-150	RPI 150+			
17- 5	0- 2	4- 1	OVERALL	2- 0	6- 1	5- 1			
12- 1	0- 1	2- 0	HOME	1- 0	4- 0	5- 0			
3- 3	0- 1	2- 1	AWAY	0- 0	1- 0	0- 1			
2- 1	0- 0	0- 0	NEUTRAL	1- 0	1- 1	0- 0			
11- 1	0- 0	1- 0	NON-CONFERENCE	1- 0	5- 1	4- 0			
8- 0	0- 0	0- 0	HOME	0- 0	4- 0	4- 0			
1- 0	0- 0	1- 0	AWAY	0- 0	0- 0	0- 0			
2- 1	0- 0	0- 0	NEUTRAL	1- 0	1- 1	0- 0			
6- 4	0- 2	3- 1	CONFERENCE	1- 0	1- 0	1- 1			
4- 1	0- 1	2- 0	HOME	1- 0	0- 0	1- 0			
2- 3	0- 1	1- 1	AWAY	0- 0	1- 0	0- 1			
0- 0	0- 0	0- 0	NEUTRAL	0- 0	0- 0	0- 0			

RPI 1-25				RPI 26-50				Team's RPI: 34	RPI 51-100				RPI 101+			
RPI	S	Opponent	Score	RPI	S	Opponent	Score		RPI	S	Opponent	Score	RPI	S	Opponent	Score
5	H	Tennessee	38 69	27	A	Georgia	57 67		61	N	Florida St.	55 52	110	N	South Fla.	65 61
9	A	Kentucky	72 84	29	H	Vanderbilt	69 47		99	H	Auburn	59 39	120	A	Mississippi St.	51 35
				32	H	Florida	73 72						124	H	Oral Roberts	65 37
				37	A	LSU	72 52						132	N	Minnesota	60 68
				42	A	Middle Tenn.	59 53						140	H	Utah	57 56
													143	H	Mississippi Val.	59 40
													145	H	Stephen F. Austin	61 46
													164	A	Ole Miss	54 60
													184	H	Alabama	70 52
													220	H	Grambling	69 49
													255	H	Morgan St.	81 50
													303	H	Texas-Arlington	57 34
													333	H	Texas Southern	86 41
LAST 12 Division I GAMES:																
184	H	Alabama	70 52	164	A	Ole Miss	54 60		5	H	Tennessee	38 69				
32	H	Florida	73 72	5	H	Tennessee	38 69		9	A	Kentucky	72 84				
120	A	Mississippi St.	51 35	27	A	Georgia	57 67		29	H	Vanderbilt	69 47				
37	A	LSU	72 52	143	H	Mississippi Val.	59 40		333	H	Texas Southern	86 41				
29	H	Vanderbilt	69 47													
99	H	Auburn	59 39													

Non-Div I Games:

Arkansas

■ Loss,
 ■ Non-Conf, S Site,
 ■ Home
 ■ Away
 N Neutral

Average RPI Win:	181	WON-LOST	WINNING	LAST 12	STRENGTH OF	OPP. STRENGTH	TEAM	ADJ.	CONF.	ADJ CONF.
Average RPI Loss:	151	RECORD	PCT. RANK	GAMES	SCHEDULE	OF SCHEDULE	RPI	RPI	RPI	RPI
DIV. I ONLY	9- 14	229	4- 8	114	171	218	218	19	19	
DIV. I NON-CONF.	6- 7	181	1- 1	83	201	200	200	14	14	
TOTALS	RPI 1-25	RPI 26-50	W-L RECORDS	RPI 51-100	RPI 101-150	RPI 150+				
9- 14	0- 0	1- 2	OVERALL	1- 0	2- 6	5- 6				
8- 5	0- 0	1- 1	HOME	1- 0	1- 2	5- 2				
1- 7	0- 0	0- 1	AWAY	0- 0	1- 2	0- 4				
0- 2	0- 0	0- 0	NEUTRAL	0- 0	0- 2	0- 0				
6- 7	0- 0	1- 1	NON-CONFERENCE	1- 0	2- 3	2- 3				
5- 2	0- 0	1- 1	HOME	1- 0	1- 0	2- 1				
1- 3	0- 0	0- 0	AWAY	0- 0	1- 1	0- 2				
0- 2	0- 0	0- 0	NEUTRAL	0- 0	0- 2	0- 0				
3- 7	0- 0	0- 1	CONFERENCE	0- 0	0- 3	3- 3				
3- 3	0- 0	0- 0	HOME	0- 0	0- 2	3- 1				
0- 4	0- 0	0- 1	AWAY	0- 0	0- 1	0- 2				
0- 0	0- 0	0- 0	NEUTRAL	0- 0	0- 0	0- 0				

RPI S	Opponent	Score	RPI S	Opponent	Score	RPI S	Opponent	Score	RPI S	Opponent	Score	Team's RPI: 218
42	A Middle Tenn.	62 71	45	H Southern California	58 56	95	H Toledo	64 56	107	A Charlotte	48 78	
50	H Missouri St.	68 77							111	N Illinois St.	50 78	
									116	A Denver	61 73	
									116	H Denver	49 58	
									117	N Eastern Wash.	51 72	
									128	H UT Martin	83 68	
									144	H UALR	57 64	
									145	A Stephen F. Austin	69 64	
									157	A North Texas	54 68	
									157	H North Texas	70 64	
									182	A Tulsa	48 70	
									182	H Tulsa	80 70	
									183	H Fla. Atlantic	44 57	
									206	H Louisiana Tech	59 69	
									258	A La.-Monroe	57 83	
									258	H La.-Monroe	76 61	
									306	H La.-Lafayette	55 52	
									317	H A&M-Corpus Christi	84 71	
									318	A Southeast Mo. St.	52 56	
LAST 12 Division I GAMES:												
258	H La.-Monroe	76 61	128	H UT Martin	83 68							
157	A North Texas	54 68	157	H North Texas	70 64							
116	A Denver	61 73	116	H Denver	49 58							
306	H La.-Lafayette	55 52	258	A La.-Monroe	57 83							
42	A Middle Tenn.	62 71	183	H Fla. Atlantic	44 57							
144	H UALR	57 64	50	H Missouri St.	68 77							

Non-Div I Games:

Arkansas St.

■ Loss,
 ■ Non-Conf,
 ■ S Site,
 ■ H Home
 ■ A Away
 N Neutral

Average RPI Win: 275	WON-LOST	WINNING	LAST 12	STRENGTH OF	OPP. STRENGTH	TEAM	ADJ.	CONF.	ADJ CONF.
Average RPI Loss: 176	RECORD	PCT. RANK	GAMES	SCHEDULE	OF SCHEDULE	RPI	RPI	RPI	RPI
DIV. I ONLY	10- 12	194	5- 7	325	275	269	269	27	27
DIV. I NON-CONF.	5- 9	237	0- 4	307	232	265	265	31	31
TOTALS	RPI 1-25	RPI 26-50	W-L RECORDS	RPI 51-100	RPI 101-150	RPI 150+			
10- 12	0- 0	0- 0	OVERALL	0- 3	0- 1	10- 8			
7- 4	0- 0	0- 0	HOME	0- 1	0- 0	7- 3			
3- 8	0- 0	0- 0	AWAY	0- 2	0- 1	3- 5			
0- 0	0- 0	0- 0	NEUTRAL	0- 0	0- 0	0- 0			
5- 9	0- 0	0- 0	NON-CONFERENCE	0- 3	0- 0	5- 6			
4- 3	0- 0	0- 0	HOME	0- 1	0- 0	4- 2			
1- 6	0- 0	0- 0	AWAY	0- 2	0- 0	1- 4			
0- 0	0- 0	0- 0	NEUTRAL	0- 0	0- 0	0- 0			
5- 3	0- 0	0- 0	CONFERENCE	0- 0	0- 1	5- 2			
3- 1	0- 0	0- 0	HOME	0- 0	0- 0	3- 1			
2- 2	0- 0	0- 0	AWAY	0- 0	0- 1	2- 1			
0- 0	0- 0	0- 0	NEUTRAL	0- 0	0- 0	0- 0			

RPI S	Opponent	Score	RPI S	Opponent	Score	RPI S	Opponent	Score	RPI S	Opponent	Score	Team's RPI: 269
57	H Quinnipiac	51 54	147	A Holy Cross	59 62	153	H Lehigh	66 64	159	H American	39 40	
59	A Arizona St.	46 83	163	H Seton Hall	50 53	173	H Manhattan	58 43	201	A Loyola Maryland	64 68	
82	A Yale	62 63	222	A Navy	56 58	225	A Bryant	54 64	230	A Penn	60 70	
			234	H Binghamton	47 49	246	H Hawaii	55 51	273	H Lafayette	44 43	
			247	H Fairleigh Dickinson	51 37	309	A Colgate	61 54	331	H Wagner	70 46	
			273	H Lafayette	44 43	336	A St. Francis (NY)	59 43	338	A Columbia	58 63	
			309	A Colgate	61 54	340	A Bucknell	67 64	340	H Bucknell	60 56	
			331	H Wagner	70 46							
			336	A St. Francis (NY)	59 43							
			338	A Columbia	58 63							
			340	A Bucknell	67 64							
			340	H Bucknell	60 56							
LAST 12 Division I GAMES:												
340	H Bucknell	60 56	273	H Lafayette	44 43	340	A Bucknell	67 64	225	A Bryant	54 64	
153	H Lehigh	66 64	340	A Bucknell	67 64	82	A Yale	62 63	57	H Quinnipiac	51 54	
147	A Holy Cross	59 62	225	A Bryant	54 64	59	A Arizona St.	46 83				
159	H American	39 40	82	A Yale	62 63							
309	A Colgate	61 54	57	H Quinnipiac	51 54							
222	A Navy	56 58	59	A Arizona St.	46 83							

Non-Div I Games: Manhattanville 71 40

Army

■ Loss,
 ■ Non-Conf, S Site,
 ■ Home
 ■ Away
 N Neutral

Average RPI Win:	204	WON-LOST	WINNING	LAST 12	STRENGTH OF	OPP. STRENGTH	TEAM	ADJ.	CONF.	ADJ CONF.
Average RPI Loss:	42	RECORD	PCT. RANK	GAMES	SCHEDULE	OF SCHEDULE	RPI	RPI	RPI	RPI
DIV. I ONLY	11- 13	190	3- 9	31	53	99	99	3	3	
DIV. I NON-CONF.	8- 5	106	0- 1	134	152	171	171	5	5	
TOTALS	RPI 1-25	RPI 26-50	W-L RECORDS	RPI 51-100	RPI 101-150	RPI 150+				
11- 13	0- 5	1- 6	OVERALL	0- 0	2- 1	8- 1				
6- 5	0- 3	1- 2	HOME	0- 0	1- 0	4- 0				
3- 7	0- 2	0- 3	AWAY	0- 0	0- 1	3- 1				
2- 1	0- 0	0- 1	NEUTRAL	0- 0	1- 0	1- 0				
8- 5	0- 2	0- 2	NON-CONFERENCE	0- 0	2- 0	6- 1				
5- 1	0- 1	0- 0	HOME	0- 0	1- 0	4- 0				
1- 3	0- 1	0- 1	AWAY	0- 0	0- 0	1- 1				
2- 1	0- 0	0- 1	NEUTRAL	0- 0	1- 0	1- 0				
3- 8	0- 3	1- 4	CONFERENCE	0- 0	0- 1	2- 0				
1- 4	0- 2	1- 2	HOME	0- 0	0- 0	0- 0				
2- 4	0- 1	0- 2	AWAY	0- 0	0- 1	2- 0				
0- 0	0- 0	0- 0	NEUTRAL	0- 0	0- 0	0- 0				

RPI 1-25				RPI 26-50				RPI 51-100 Team's RPI: 99				RPI 101+			
RPI	S	Opponent	Score	RPI	S	Opponent	Score	RPI	S	Opponent	Score	RPI	S	Opponent	Score
5	A	Tennessee	61 82	27	H	Georgia	45 70					107	N	Charlotte	68 58
5	H	Tennessee	52 73	29	A	Vanderbilt	58 66					110	H	South Fla.	62 45
8	A	Duke	50 73	29	H	Vanderbilt	61 66					120	A	Mississippi St.	57 62
9	H	Kentucky	48 66	31	H	South Carolina	53 49					164	A	Ole Miss	67 54
23	H	Purdue	54 62	34	A	Arkansas	39 59					170	A	FIU	55 64
				43	A	Temple	57 73					184	A	Alabama	65 55
				49	N	Marist	61 69					205	N	Central Conn. St.	49 40
												209	H	George Washington	55 47
												268	H	Belmont	80 53
												313	H	S.C. Upstate	75 34
												319	A	Mercer	77 43
												334	H	Troy	74 47
LAST 12 Division I GAMES:															
		5	A	Tennessee	61	82				34	A	Arkansas	39	59	
		29	H	Vanderbilt	61	66				29	A	Vanderbilt	58	66	
		164	A	Ole Miss	67	54				27	H	Georgia	45	70	
		9	H	Kentucky	48	66				184	A	Alabama	65	55	
		120	A	Mississippi St.	57	62				5	H	Tennessee	52	73	
		31	H	South Carolina	53	49				170	A	FIU	55	64	

Non-Div I Games:

Auburn

■ Loss,
■ Non-Conf,
S Site,
■ Home
■ Away
N Neutral

Average RPI Win:	286	WON-LOST	WINNING	LAST 12	STRENGTH OF	OPP. STRENGTH	TEAM	ADJ.	CONF.	ADJ CONF.
Average RPI Loss:	181	RECORD	PCT. RANK	GAMES	SCHEDULE	OF SCHEDULE	RPI	RPI	RPI	RPI
DIV. I ONLY	5- 19	308	2- 10	162	338	286	286	31	31	
DIV. I NON-CONF.	3- 10	282	0- 1	47	305	225	225	29	29	
TOTALS	RPI 1-25	RPI 26-50	W-L RECORDS	RPI 51-100	RPI 101-150	RPI 150+				
5- 19	0- 1	0- 2	OVERALL	0- 2	0- 2	5- 12				
2- 8	0- 0	0- 1	HOME	0- 1	0- 1	2- 5				
3- 10	0- 1	0- 1	AWAY	0- 1	0- 1	3- 5				
0- 1	0- 0	0- 0	NEUTRAL	0- 0	0- 0	0- 1				
3- 10	0- 1	0- 2	NON-CONFERENCE	0- 2	0- 0	3- 5				
1- 4	0- 0	0- 1	HOME	0- 1	0- 0	1- 2				
2- 5	0- 1	0- 1	AWAY	0- 1	0- 0	2- 2				
0- 1	0- 0	0- 0	NEUTRAL	0- 0	0- 0	0- 1				
2- 9	0- 0	0- 0	CONFERENCE	0- 0	0- 2	2- 7				
1- 4	0- 0	0- 0	HOME	0- 0	0- 1	1- 3				
1- 5	0- 0	0- 0	AWAY	0- 0	0- 1	1- 4				
0- 0	0- 0	0- 0	NEUTRAL	0- 0	0- 0	0- 0				

RPI 1-25				RPI 26-50				RPI 51-100				RPI 101+ Team's RPI: 286			
RPI	S	Opponent	Score	RPI	S	Opponent	Score	RPI	S	Opponent	Score	RPI	S	Opponent	Score
19	A	Louisville	60 78	29	H	Vanderbilt	51 83	68	A	Bowling Green	38 72	118	A	Eastern Ill.	46 80
				42	A	Middle Tenn.	63 69	86	H	UAB	45 49	128	H	UT Martin	83 88
												159	N	American	54 55
												166	H	Florida A&M	77 86
												186	A	Cal Poly	69 79
												187	A	SIU Edwardsville	61 72
												221	H	Alabama A&M	68 80
												254	A	Ball St.	55 59
												259	H	Southern Ill.	76 70
												268	A	Belmont	58 56
												270	A	Tennessee St.	81 95
												270	H	Tennessee St.	77 82
												271	A	Eastern Ky.	66 63
												271	H	Eastern Ky.	59 61
												299	H	Murray St.	71 63
												312	A	Morehead St.	67 74
												318	A	Southeast Mo. St.	60 69
												335	A	Lipscomb	61 58
												339	H	Jacksonville St.	73 74
LAST 12 Division I GAMES:															
128	H	UT Martin	83 88	339	H	Jacksonville St.	73 74								
318	A	Southeast Mo. St.	60 69	299	H	Murray St.	71 63								
270	H	Tennessee St.	77 82	271	A	Eastern Ky.	66 63								
187	A	SIU Edwardsville	61 72	312	A	Morehead St.	67 74								
118	A	Eastern Ill.	46 80	270	A	Tennessee St.	81 95								
271	H	Eastern Ky.	59 61	221	H	Alabama A&M	68 80								

Non-Div I Games:

Austin Peay

■ Loss,
 ■ Non-Conf, S Site,
 ■ Home
 ■ Away
 N Neutral

Average RPI Win:	176	WON-LOST	WINNING	LAST 12	STRENGTH OF	OPP. STRENGTH	TEAM	ADJ.	CONF.	ADJ CONF.
Average RPI Loss:	50	RECORD	PCT. RANK	GAMES	SCHEDULE	OF SCHEDULE	RPI	RPI	RPI	RPI
DIV. I ONLY	20- 4	19	10- 2	180	58	43	43	8	8	
DIV. I NON-CONF.	11- 2	24	1- 0	157	35	34	34	9	9	
TOTALS	RPI 1-25	RPI 26-50	W-L RECORDS	RPI 51-100	RPI 101-150	RPI 150+				
20- 4	0- 2	0- 0	OVERALL	2- 1	7- 1	11- 0				
9- 1	0- 1	0- 0	HOME	1- 0	4- 0	4- 0				
9- 3	0- 1	0- 0	AWAY	1- 1	1- 1	7- 0				
2- 0	0- 0	0- 0	NEUTRAL	0- 0	2- 0	0- 0				
11- 2	0- 2	0- 0	NON-CONFERENCE	0- 0	6- 0	5- 0				
5- 1	0- 1	0- 0	HOME	0- 0	3- 0	2- 0				
4- 1	0- 1	0- 0	AWAY	0- 0	1- 0	3- 0				
2- 0	0- 0	0- 0	NEUTRAL	0- 0	2- 0	0- 0				
9- 2	0- 0	0- 0	CONFERENCE	2- 1	1- 1	6- 0				
4- 0	0- 0	0- 0	HOME	1- 0	1- 0	2- 0				
5- 2	0- 0	0- 0	AWAY	1- 1	0- 1	4- 0				
0- 0	0- 0	0- 0	NEUTRAL	0- 0	0- 0	0- 0				

RPI 1-25				RPI 26-50				RPI 51-100				RPI 101+			
RPI	S	Opponent	Score	RPI	S	Opponent	Score	RPI	S	Opponent	Score	RPI	S	Opponent	Score
8	H	Duke	55 61					55	A	St. Mary's (CA)	48 54	112	N	Syracuse	83 59
11	A	Kansas St.	46 59					55	H	St. Mary's (CA)	83 47	117	H	Eastern Wash.	77 58
								90	A	San Diego	62 53	122	N	Arizona	82 73
												125	A	Utah St.	73 65
												126	A	Pepperdine	49 61
												126	H	Pepperdine	80 56
												133	H	Wisconsin	77 59
												140	H	Utah	63 58
												152	A	Seattle	69 55
												172	A	Portland	79 53
												172	H	Portland	76 55
												182	A	Tulsa	64 61
												190	A	Santa Clara	74 64
												224	A	Loyola Marymount	72 48
												224	H	Loyola Marymount	80 47
												276	H	Southern Utah	82 49
												278	A	San Francisco	76 67
												298	H	Nevada	84 53
												332	A	Weber St.	84 67
LAST 12 Division I GAMES:															
55	H	St. Mary's (CA)	83 47	90	A	San Diego	62 53								
126	A	Pepperdine	49 61	126	H	Pepperdine	80 56								
190	A	Santa Clara	74 64	278	A	San Francisco	76 67								
152	A	Seattle	69 55	224	H	Loyola Marymount	80 47								
172	H	Portland	76 55	172	A	Portland	79 53								
224	A	Loyola Marymount	72 48	55	A	St. Mary's (CA)	48 54								

Non-Div I Games: BYU-Hawaii 88 27

BYU

■ Loss,
 ■ Non-Conf, S Site,
 ■ Home
 ■ Away
 N Neutral

Average RPI Win:	226	WON-LOST	WINNING	LAST 12	STRENGTH OF	OPP. STRENGTH	TEAM	ADJ.	CONF.	ADJ CONF.
Average RPI Loss:	160	RECORD	PCT. RANK	GAMES	SCHEDULE	OF SCHEDULE	RPI	RPI	RPI	RPI
DIV. I ONLY	7- 15	264	3- 9	150	245	254	254	12	12	
DIV. I NON-CONF.	4- 8	240	0- 2	156	310	261	261	13	13	
TOTALS	RPI 1-25	RPI 26-50	W-L RECORDS	RPI 51-100	RPI 101-150	RPI 150+				
7- 15	0- 1	0- 0	OVERALL	1- 3	1- 1	5- 10				
5- 7	0- 0	0- 0	HOME	1- 1	1- 1	3- 5				
2- 8	0- 1	0- 0	AWAY	0- 2	0- 0	2- 5				
0- 0	0- 0	0- 0	NEUTRAL	0- 0	0- 0	0- 0				
4- 8	0- 1	0- 0	NON-CONFERENCE	0- 0	1- 1	3- 6				
3- 4	0- 0	0- 0	HOME	0- 0	1- 1	2- 3				
1- 4	0- 1	0- 0	AWAY	0- 0	0- 0	1- 3				
0- 0	0- 0	0- 0	NEUTRAL	0- 0	0- 0	0- 0				
3- 7	0- 0	0- 0	CONFERENCE	1- 3	0- 0	2- 4				
2- 3	0- 0	0- 0	HOME	1- 1	0- 0	1- 2				
1- 4	0- 0	0- 0	AWAY	0- 2	0- 0	1- 2				
0- 0	0- 0	0- 0	NEUTRAL	0- 0	0- 0	0- 0				

RPI	S	Opponent	Score	RPI	S	Opponent	Score	RPI	S	Opponent	Score	RPI	S	Opponent	Score	Team's RPI: 254
18	A	Green Bay	39 80					67	H	Eastern Mich.	54 51	111	H	Illinois St.	52 63	
								68	H	Bowling Green	52 63	136	H	Stetson	78 73	
								84	A	Miami (OH)	61 72	154	A	Central Mich.	66 84	
								95	A	Toledo	48 63	155	H	Detroit	68 87	
												160	A	Wright St.	55 74	
												180	H	Marshall	58 60	
												187	A	SIU Edwardsville	56 68	
												193	A	Butler	43 55	
												194	H	Akron	70 78	
												202	H	Northern Ill.	50 43	
												208	H	Buffalo	37 61	
												284	H	Valparaiso	53 67	
												286	H	Austin Peay	59 55	
												295	A	Evansville	55 50	
												299	H	Murray St.	81 72	
												300	A	Kent St.	75 56	
												310	A	Western Mich.	64 76	
LAST 12 Division I GAMES:																
208	H	Buffalo	37 61	154	A	Central Mich.	66 84									
300	A	Kent St.	75 56	202	H	Northern Ill.	50 43									
84	A	Miami (OH)	61 72	310	A	Western Mich.	64 76									
68	H	Bowling Green	52 63	67	H	Eastern Mich.	54 51									
194	H	Akron	70 78	180	H	Marshall	58 60									
95	A	Toledo	48 63	18	A	Green Bay	39 80									

Non-Div I Games: Oakland City 68 39

Ball St.

■ Loss,
 ■ Non-Conf,
 ■ S Site,
 ■ H Home
 ■ A Away
 N Neutral

Average RPI Win:	75	WON-LOST	WINNING	LAST 12	STRENGTH OF	OPP. STRENGTH	TEAM	ADJ.	CONF.	ADJ CONF.
Average RPI Loss:	0	RECORD	PCT. RANK	GAMES	SCHEDULE	OF SCHEDULE	RPI	RPI	RPI	RPI
DIV. I ONLY	23- 0	1	12- 0	6	2	1	1	1	1	1
DIV. I NON-CONF.	13- 0	1	2- 0	16	7	2	2	2	2	2
TOTALS	RPI 1-25	RPI 26-50	W-L RECORDS	RPI 51-100	RPI 101-150	RPI 150+				
23- 0	6- 0	3- 0	OVERALL	10- 0	2- 0	2- 0				
14- 0	3- 0	1- 0	HOME	7- 0	1- 0	2- 0				
8- 0	3- 0	1- 0	AWAY	3- 0	1- 0	0- 0				
1- 0	0- 0	1- 0	NEUTRAL	0- 0	0- 0	0- 0				
13- 0	3- 0	1- 0	NON-CONFERENCE	5- 0	2- 0	2- 0				
10- 0	2- 0	0- 0	HOME	5- 0	1- 0	2- 0				
2- 0	1- 0	0- 0	AWAY	0- 0	1- 0	0- 0				
1- 0	0- 0	1- 0	NEUTRAL	0- 0	0- 0	0- 0				
10- 0	3- 0	2- 0	CONFERENCE	5- 0	0- 0	0- 0				
4- 0	1- 0	1- 0	HOME	2- 0	0- 0	0- 0				
6- 0	2- 0	1- 0	AWAY	3- 0	0- 0	0- 0				
0- 0	0- 0	0- 0	NEUTRAL	0- 0	0- 0	0- 0				

RPI	S	Opponent	Score	RPI	S	Opponent	Score	RPI	S	Opponent	Score	RPI	S	Opponent	Score
2	H	Connecticut	66 61	33	H	Kansas	74 46	51	H	UCLA	83 50	132	A	Minnesota	89 60
3	H	Notre Dame	94 81	35	N	St. John's (NY)	73 59	53	A	Texas Tech	72 64	143	H	Mississippi Val.	93 55
5	A	Tennessee	76 67	47	A	Iowa St.	57 45	54	H	Oklahoma St.	71 44	214	H	Milwaukee	72 41
11	A	Kansas St.	70 41					63	H	Chattanooga	91 31	333	H	Texas Southern	91 39
11	H	Kansas St.	76 41					64	A	Texas	77 59				
17	A	Oklahoma	89 58					82	H	Yale	109 59				
								85	H	Howard	82 28				
								94	A	Missouri	71 41				
								94	H	Missouri	90 46				
								97	H	McNeese St.	90 50				
LAST 12 Division I GAMES:															
11	A	Kansas St.	70 41	64	A	Texas	77 59								
94	A	Missouri	71 41	54	H	Oklahoma St.	71 44								
33	H	Kansas	74 46	47	A	Iowa St.	57 45								
17	A	Oklahoma	89 58	94	H	Missouri	90 46								
11	H	Kansas St.	76 41	143	H	Mississippi Val.	93 55								
53	A	Texas Tech	72 64	97	H	McNeese St.	90 50								

Non-Div I Games:

Baylor

Belmont

Through Games Of Sunday, February 5, 2012

Average RPI Win:	258	WON-LOST	WINNING	LAST 12	STRENGTH OF	OPP. STRENGTH	TEAM	ADJ.	CONF.	ADJ CONF.
Average RPI Loss:	189	RECORD	PCT. RANK	GAMES	SCHEDULE	OF SCHEDULE	RPI	RPI	RPI	RPI
DIV. I ONLY	9- 14	229	7- 5	284	281	268	268	30	30	
DIV. I NON-CONF.	1- 10	329	0- 2	190	143	218	218	28	28	
TOTALS	RPI 1-25	RPI 26-50	W-L RECORDS	RPI 51-100	RPI 101-150	RPI 150+				
9- 14	0- 0	0- 1	OVERALL	0- 3	2- 2	7- 8				
6- 5	0- 0	0- 0	HOME	0- 1	2- 0	4- 4				
3- 9	0- 0	0- 1	AWAY	0- 2	0- 2	3- 4				
0- 0	0- 0	0- 0	NEUTRAL	0- 0	0- 0	0- 0				
1- 10	0- 0	0- 1	NON-CONFERENCE	0- 2	1- 2	0- 5				
1- 3	0- 0	0- 0	HOME	0- 0	1- 0	0- 3				
0- 7	0- 0	0- 1	AWAY	0- 2	0- 2	0- 2				
0- 0	0- 0	0- 0	NEUTRAL	0- 0	0- 0	0- 0				
8- 4	0- 0	0- 0	CONFERENCE	0- 1	1- 0	7- 3				
5- 2	0- 0	0- 0	HOME	0- 1	1- 0	4- 1				
3- 2	0- 0	0- 0	AWAY	0- 0	0- 0	3- 2				
0- 0	0- 0	0- 0	NEUTRAL	0- 0	0- 0	0- 0				

RPI 1-25			RPI 26-50			RPI 51-100			RPI 101+			Team's RPI: 268			
RPI	S	Opponent	Score	RPI	S	Opponent	Score	RPI	S	Opponent	Score	RPI	S	Opponent	Score
				32	A	Florida	45 72	63	A	Chattanooga	42 75	106	A	Memphis	40 79
								76	H	Fla. Gulf Coast	50 57	128	A	UT Martin	48 67
								99	A	Auburn	53 80	136	H	Stetson	65 58
												139	H	Indiana St.	69 59
												189	H	Indiana	52 63
												212	H	Texas St.	66 71
												245	H	Kennesaw St.	57 55
												253	A	Ohio	51 65
												271	A	Eastern Ky.	46 60
												272	A	East Tenn. St.	88 75
												283	A	North Florida	54 37
												283	H	North Florida	57 35
												286	H	Austin Peay	56 58
												293	A	Jacksonville	50 57
												293	H	Jacksonville	68 62
												313	A	S.C. Upstate	51 61
												319	H	Mercer	61 64
												335	A	Lipscomb	60 43
												335	H	Lipscomb	64 54
LAST 12 Division I GAMES:															
				335	A	Lipscomb	60 43	76	H	Fla. Gulf Coast	50 57				
				293	H	Jacksonville	68 62	335	H	Lipscomb	64 54				
				283	H	North Florida	57 35	293	A	Jacksonville	50 57				
				313	A	S.C. Upstate	51 61	283	A	North Florida	54 37				
				272	A	East Tenn. St.	88 75	212	H	Texas St.	66 71				
				136	H	Stetson	65 58	286	H	Austin Peay	56 58				

Non-Div I Games:

Belmont

Loss, Non-Conf, S Site, H Home A Away N Neutral

Average RPI Win:	305	WON-LOST	WINNING	LAST 12	STRENGTH OF	OPP. STRENGTH	TEAM	ADJ.	CONF.	ADJ CONF.
Average RPI Loss:	205	RECORD	PCT. RANK	GAMES	SCHEDULE	OF SCHEDULE	RPI	RPI	RPI	RPI
DIV. I ONLY	5- 14	291	5- 7	331	337	330	330	28	28	
DIV. I NON-CONF.	2- 8	293	2- 2	292	287	316	316	25	25	
TOTALS	RPI 1-25	RPI 26-50	W-L RECORDS	RPI 51-100	RPI 101-150	RPI 150+				
5- 14	0- 0	0- 0	OVERALL	0- 0	0- 2	5- 12				
3- 5	0- 0	0- 0	HOME	0- 0	0- 1	3- 4				
2- 7	0- 0	0- 0	AWAY	0- 0	0- 1	2- 6				
0- 2	0- 0	0- 0	NEUTRAL	0- 0	0- 0	0- 2				
2- 8	0- 0	0- 0	NON-CONFERENCE	0- 0	0- 2	2- 6				
2- 2	0- 0	0- 0	HOME	0- 0	0- 1	2- 1				
0- 4	0- 0	0- 0	AWAY	0- 0	0- 1	0- 3				
0- 2	0- 0	0- 0	NEUTRAL	0- 0	0- 0	0- 2				
3- 6	0- 0	0- 0	CONFERENCE	0- 0	0- 0	3- 6				
1- 3	0- 0	0- 0	HOME	0- 0	0- 0	1- 3				
2- 3	0- 0	0- 0	AWAY	0- 0	0- 0	2- 3				
0- 0	0- 0	0- 0	NEUTRAL	0- 0	0- 0	0- 0				

RPI 1-25			RPI 26-50			RPI 51-100			RPI 101+			Team's RPI: 330
RPI	S	Opponent	Score	RPI	S	Opponent	Score	RPI	S	Opponent	Score	
								110	A	South Fla.	36	72
								136	H	Stetson	64	82
								166	A	Florida A&M	51	65
								166	H	Florida A&M	57	81
								176	A	UCF	49	66
								183	A	Fla. Atlantic	46	68
								183	N	Fla. Atlantic	70	71
								215	N	Campbell	46	62
								217	A	Georgia St.	50	66
								243	H	South Carolina St.	60	71
								248	A	Md.-East. Shore	43	47
								261	A	N.C. A&T	54	69
								261	H	N.C. A&T	60	63
								264	H	Savannah St.	58	54
								283	H	North Florida	66	63
								300	H	Kent St.	58	49
								306	H	La.-Lafayette	67	72
								337	A	Delaware St.	52	50
								342	A	N.C. Central	64	54
LAST 12 Division I GAMES:												
261	H	N.C. A&T	60	63	342	A	N.C. Central	64	54			
166	A	Florida A&M	51	65	261	A	N.C. A&T	54	69			
248	A	Md.-East. Shore	43	47	217	A	Georgia St.	50	66			
337	A	Delaware St.	52	50	300	H	Kent St.	58	49			
264	H	Savannah St.	58	54	283	H	North Florida	66	63			
243	H	South Carolina St.	60	71	215	N	Campbell	46	62			

Non-Div I Games: Palm Beach Atl. 56 59 Ave Maria 74 52

Bethune-Cookman

Loss, Non-Conf, S Site, H Home A Away N Neutral

Binghamton

Through Games Of Sunday, February 5, 2012

Average RPI Win:	268	WON-LOST	WINNING	LAST 12	STRENGTH OF	OPP. STRENGTH	TEAM	ADJ.	CONF.	ADJ CONF.
Average RPI Loss:	152	RECORD	PCT. RANK	GAMES	SCHEDULE	OF SCHEDULE	RPI	RPI	RPI	RPI
DIV. I ONLY	11- 13	190	5- 7	285	223	234	234	15	15	
DIV. I NON-CONF.	6- 7	181	0- 1	280	246	242	242	15	15	
TOTALS	RPI 1-25	RPI 26-50	W-L RECORDS	RPI 51-100	RPI 101-150	RPI 150+				
11- 13	0- 1	0- 1	OVERALL	0- 3	1- 3	10- 5				
4- 7	0- 1	0- 0	HOME	0- 2	1- 2	3- 2				
6- 5	0- 0	0- 0	AWAY	0- 1	0- 1	6- 3				
1- 1	0- 0	0- 1	NEUTRAL	0- 0	0- 0	1- 0				
6- 7	0- 1	0- 1	NON-CONFERENCE	0- 0	0- 2	6- 3				
1- 4	0- 1	0- 0	HOME	0- 0	0- 1	1- 2				
4- 2	0- 0	0- 0	AWAY	0- 0	0- 1	4- 1				
1- 1	0- 0	0- 1	NEUTRAL	0- 0	0- 0	1- 0				
5- 6	0- 0	0- 0	CONFERENCE	0- 3	1- 1	4- 2				
3- 3	0- 0	0- 0	HOME	0- 2	1- 1	2- 0				
2- 3	0- 0	0- 0	AWAY	0- 1	0- 0	2- 2				
0- 0	0- 0	0- 0	NEUTRAL	0- 0	0- 0	0- 0				

RPI S	Opponent	Score	RPI S	Opponent	Score	RPI S	Opponent	Score	RPI S	Opponent	Score	Team's RPI: 234
20	H St. Bonaventure	34 49	46	N Dayton	50 60	70	A Boston U.	48 60	112	H Syracuse	57 90	
						70	H Boston U.	49 62	114	H Albany (NY)	36 37	
						88	H Hartford	41 63	132	A Minnesota	40 65	
									150	H UMBC	61 43	
									192	A New Hampshire	64 55	
									229	H Massachusetts	55 64	
									231	H Mt. St. Mary's	52 43	
									250	H Rider	56 66	
									256	A Vermont	48 69	
									262	A Cornell	61 48	
									267	A Niagara	53 64	
									269	A Army	49 47	
									291	A Siena	80 70	
									298	N Nevada	58 52	
									305	A Stony Brook	44 32	
									305	H Stony Brook	55 46	
									316	A Maine	47 48	
									316	H Maine	72 54	
									327	A Saint Peter's	70 63	
LAST 12 Division I GAMES:												
70	H Boston U.	49 62	88	H Hartford	41 63							
305	H Stony Brook	55 46	256	A Vermont	48 69							
316	A Maine	47 48	70	A Boston U.	48 60							
114	H Albany (NY)	36 37	305	A Stony Brook	44 32							
192	A New Hampshire	64 55	316	H Maine	72 54							
150	H UMBC	61 43	46	N Dayton	50 60							

Non-Div I Games:

Binghamton

Loss, Non-Conf, S Site, H Home A Away N Neutral

Average RPI Win:	272	WON-LOST	WINNING	LAST 12	STRENGTH OF	OPP. STRENGTH	TEAM	ADJ.	CONF.	ADJ CONF.
Average RPI Loss:	143	RECORD	PCT. RANK	GAMES	SCHEDULE	OF SCHEDULE	RPI	RPI	RPI	RPI
DIV. I ONLY	10- 11	184	5- 7	255	242	228	228	22	22	
DIV. I NON-CONF.	7- 6	154	2- 2	245	243	226	226	23	23	
TOTALS	RPI 1-25	RPI 26-50	W-L RECORDS	RPI 51-100	RPI 101-150	RPI 150+				
10- 11	0- 0	0- 0	OVERALL	0- 1	2- 5	8- 5				
6- 6	0- 0	0- 0	HOME	0- 0	1- 3	5- 3				
4- 5	0- 0	0- 0	AWAY	0- 1	1- 2	3- 2				
0- 0	0- 0	0- 0	NEUTRAL	0- 0	0- 0	0- 0				
7- 6	0- 0	0- 0	NON-CONFERENCE	0- 1	2- 3	5- 2				
5- 3	0- 0	0- 0	HOME	0- 0	1- 2	4- 1				
2- 3	0- 0	0- 0	AWAY	0- 1	1- 1	1- 1				
0- 0	0- 0	0- 0	NEUTRAL	0- 0	0- 0	0- 0				
3- 5	0- 0	0- 0	CONFERENCE	0- 0	0- 2	3- 3				
1- 3	0- 0	0- 0	HOME	0- 0	0- 1	1- 2				
2- 2	0- 0	0- 0	AWAY	0- 0	0- 1	2- 1				
0- 0	0- 0	0- 0	NEUTRAL	0- 0	0- 0	0- 0				

RPI 1-25				RPI 26-50				RPI 51-100				RPI 101+				Team's RPI: 228	
RPI	S	Opponent	Score	RPI	S	Opponent	Score	RPI	S	Opponent	Score	RPI	S	Opponent	Score		
								66	A	Idaho St.	75	84	112	H	Syracuse	47	70
													117	A	Eastern Wash.	72	63
													119	H	San Diego St.	59	69
													125	A	Utah St.	86	97
													125	H	Utah St.	52	64
													126	H	Pepperdine	68	57
													129	A	UNLV	50	66
													152	H	Seattle	80	89
													172	A	Portland	56	83
													175	H	TCU	68	74
													185	H	Colorado St.	52	60
													213	A	Wyoming	64	84
													282	H	Utah Valley	85	64
													292	H	UC Riverside	68	58
													307	A	New Mexico	68	64
													307	H	New Mexico	65	46
													311	A	Air Force	81	75
													324	A	New Mexico St.	56	53
													324	H	New Mexico St.	72	57
													332	H	Weber St.	86	68
LAST 12 Division I GAMES:																	
				307	A	New Mexico	68	64					311	A	Air Force	81	75
				119	H	San Diego St.	59	69					307	H	New Mexico	65	46
				213	A	Wyoming	64	84					324	A	New Mexico St.	56	53
				129	A	UNLV	50	66					282	H	Utah Valley	85	64
				175	H	TCU	68	74					125	H	Utah St.	52	64
				185	H	Colorado St.	52	60					172	A	Portland	56	83

Non-Div I Games: Montana Tech 97 61 Southern Ore. 93 55

Boise St.

■ Loss,
 ■ Non-Conf, S Site,
 ■ Home
 ■ Away
 N Neutral

Boston College

Through Games Of Sunday, February 5, 2012

Average RPI Win:	211	WON-LOST	WINNING	LAST 12	STRENGTH OF	OPP. STRENGTH	TEAM	ADJ.	CONF.	ADJ CONF.
Average RPI Loss:	69	RECORD	PCT. RANK	GAMES	SCHEDULE	OF SCHEDULE	RPI	RPI	RPI	RPI
DIV. I ONLY	5- 18	303	1- 11	26	62	199	199	6	6	
DIV. I NON-CONF.	5- 8	220	1- 1	37	104	229	229	4	4	
TOTALS	RPI 1-25	RPI 26-50	W-L RECORDS	RPI 51-100	RPI 101-150	RPI 150+				
5- 18	0- 4	0- 2	OVERALL	0- 7	1- 4	4- 1				
5- 7	0- 2	0- 0	HOME	0- 3	1- 1	4- 1				
0- 11	0- 2	0- 2	AWAY	0- 4	0- 3	0- 0				
0- 0	0- 0	0- 0	NEUTRAL	0- 0	0- 0	0- 0				
5- 8	0- 1	0- 1	NON-CONFERENCE	0- 5	1- 1	4- 0				
5- 2	0- 0	0- 0	HOME	0- 2	1- 0	4- 0				
0- 6	0- 1	0- 1	AWAY	0- 3	0- 1	0- 0				
0- 0	0- 0	0- 0	NEUTRAL	0- 0	0- 0	0- 0				
0- 10	0- 3	0- 1	CONFERENCE	0- 2	0- 3	0- 1				
0- 5	0- 2	0- 0	HOME	0- 1	0- 1	0- 1				
0- 5	0- 1	0- 1	AWAY	0- 1	0- 2	0- 0				
0- 0	0- 0	0- 0	NEUTRAL	0- 0	0- 0	0- 0				

RPI 1-25				RPI 26-50				RPI 51-100				RPI 101+ Team's RPI: 199			
RPI	S	Opponent	Score	RPI	S	Opponent	Score	RPI	S	Opponent	Score	RPI	S	Opponent	Score
10	A	Rutgers	58 74	40	A	Virginia	58 69	58	A	Saint Joseph's	57 74	101	A	North Carolina	46 77
12	A	Maryland	44 86	46	A	Dayton	60 69	59	A	Arizona St.	54 79	108	A	Wake Forest	58 72
14	H	Miami (FL)	57 88					61	H	Florida St.	59 68	108	H	Wake Forest	60 73
15	H	Georgia Tech	58 68					69	A	North Carolina St.	57 80	133	A	Wisconsin	50 58
								70	H	Boston U.	62 70	147	H	Holy Cross	67 58
								75	H	Hampton	63 71	181	H	Virginia Tech	35 38
								88	A	Hartford	45 54	205	H	Central Conn. St.	57 49
												225	H	Bryant	68 42
												229	H	Massachusetts	80 64
												247	H	Fairleigh Dickinson	68 57
LAST 12 Division I GAMES:															
108	H	Wake Forest	60 73	15	H	Georgia Tech	58 68								
12	A	Maryland	44 86	69	A	North Carolina St.	57 80								
14	H	Miami (FL)	57 88	108	A	Wake Forest	58 72								
101	A	North Carolina	46 77	181	H	Virginia Tech	35 38								
40	A	Virginia	58 69	205	H	Central Conn. St.	57 49								
61	H	Florida St.	59 68	58	A	Saint Joseph's	57 74								

Non-Div I Games:

Boston College

Loss, Non-Conf, S Site, H Home A Away N Neutral

Average RPI Win: 195	WON-LOST	WINNING	LAST 12	STRENGTH OF	OPP. STRENGTH	TEAM	ADJ.	CONF.	ADJ CONF.
Average RPI Loss: 107	RECORD	PCT. RANK	GAMES	SCHEDULE	OF SCHEDULE	RPI	RPI	RPI	RPI
DIV. I ONLY	17- 6	47	11- 1	202	111	70	70	15	15
DIV. I NON-CONF.	7- 6	154	1- 1	182	22	55	55	15	15
TOTALS	RPI 1-25	RPI 26-50	W-L RECORDS	RPI 51-100	RPI 101-150	RPI 150+			
17- 6	0- 0	1- 2	OVERALL	3- 1	2- 2	11- 1			
9- 0	0- 0	1- 0	HOME	2- 0	0- 0	6- 0			
7- 5	0- 0	0- 2	AWAY	1- 1	2- 1	4- 1			
1- 1	0- 0	0- 0	NEUTRAL	0- 0	0- 1	1- 0			
7- 6	0- 0	1- 2	NON-CONFERENCE	2- 1	0- 2	4- 1			
4- 0	0- 0	1- 0	HOME	1- 0	0- 0	2- 0			
2- 5	0- 0	0- 2	AWAY	1- 1	0- 1	1- 1			
1- 1	0- 0	0- 0	NEUTRAL	0- 0	0- 1	1- 0			
10- 0	0- 0	0- 0	CONFERENCE	1- 0	2- 0	7- 0			
5- 0	0- 0	0- 0	HOME	1- 0	0- 0	4- 0			
5- 0	0- 0	0- 0	AWAY	0- 0	2- 0	3- 0			
0- 0	0- 0	0- 0	NEUTRAL	0- 0	0- 0	0- 0			

RPI 1-25			RPI 26-50			RPI 51-100			Team's RPI: 70			RPI 101+			
RPI	S	Opponent	Score	RPI	S	Opponent	Score	RPI	S	Opponent	Score	RPI	S	Opponent	Score
				35	A	St. John's (NY)	38 75	52	A	West Virginia	53 78	114	A	Albany (NY)	58 54
				39	A	Richmond	60 72	82	A	Yale	59 54	135	N	Coppin St.	44 59
				49	H	Marist	49 36	83	H	Providence	65 62	149	A	Harvard	57 62
								88	H	Hartford	53 46	150	A	UMBC	59 53
												192	H	New Hampshire	79 39
												199	A	Boston College	70 62
												222	N	Navy	48 46
												227	H	Northeastern	75 65
												229	A	Massachusetts	49 55
												234	A	Binghamton	62 49
												234	H	Binghamton	60 48
												256	A	Vermont	61 60
												256	H	Vermont	72 64
												305	A	Stony Brook	69 34
												314	H	Rhode Island	71 44
												316	H	Maine	75 34
LAST 12 Division I GAMES:															
				234	A	Binghamton	62 49	305	A	Stony Brook	69 34				
				256	H	Vermont	72 64	316	H	Maine	75 34				
				150	A	UMBC	59 53	234	H	Binghamton	60 48				
				88	H	Hartford	53 46	256	A	Vermont	61 60				
				192	H	New Hampshire	79 39	35	A	St. John's (NY)	38 75				
				114	A	Albany (NY)	58 54	222	N	Navy	48 46				

Non-Div I Games:

Boston U.

■ Loss,
 ■ Non-Conf,
 ■ S Site,
 ■ H Home
 ■ A Away
 N Neutral

Bowling Green

Through Games Of Sunday, February 5, 2012

Average RPI Win:	216	WON-LOST	WINNING	LAST 12	STRENGTH OF	OPP. STRENGTH	TEAM	ADJ.	CONF.	ADJ CONF.
Average RPI Loss:	49	RECORD	PCT. RANK	GAMES	SCHEDULE	OF SCHEDULE	RPI	RPI	RPI	RPI
DIV. I ONLY	19- 3	13	12- 0	263	124	68	68	12	12	
DIV. I NON-CONF.	9- 3	61	2- 0	266	94	66	66	13	13	
TOTALS	RPI 1-25	RPI 26-50	W-L RECORDS	RPI 51-100	RPI 101-150	RPI 150+				
19- 3	0- 1	0- 1	OVERALL	2- 1	0- 0	17- 0				
11- 1	0- 1	0- 0	HOME	1- 0	0- 0	10- 0				
8- 2	0- 0	0- 1	AWAY	1- 1	0- 0	7- 0				
0- 0	0- 0	0- 0	NEUTRAL	0- 0	0- 0	0- 0				
9- 3	0- 1	0- 1	NON-CONFERENCE	0- 1	0- 0	9- 0				
5- 1	0- 1	0- 0	HOME	0- 0	0- 0	5- 0				
4- 2	0- 0	0- 1	AWAY	0- 1	0- 0	4- 0				
0- 0	0- 0	0- 0	NEUTRAL	0- 0	0- 0	0- 0				
10- 0	0- 0	0- 0	CONFERENCE	2- 0	0- 0	8- 0				
6- 0	0- 0	0- 0	HOME	1- 0	0- 0	5- 0				
4- 0	0- 0	0- 0	AWAY	1- 0	0- 0	3- 0				
0- 0	0- 0	0- 0	NEUTRAL	0- 0	0- 0	0- 0				

RPI 1-25				RPI 26-50				RPI 51-100 Team's RPI: 68				RPI 101+			
RPI	S	Opponent	Score	RPI	S	Opponent	Score	RPI	S	Opponent	Score	RPI	S	Opponent	Score
23	H	Purdue	53 54	46	A	Dayton	38 69	67	H	Eastern Mich.	70 54	154	A	Central Mich.	77 72
								78	A	Creighton	47 49	155	A	Detroit	57 49
								84	A	Miami (OH)	61 58	185	A	Colorado St.	70 57
												193	H	Butler	71 61
												194	H	Akron	62 58
												202	H	Northern Ill.	57 47
												208	A	Buffalo	79 59
												213	A	Wyoming	60 53
												219	A	Youngstown St.	73 61
												241	H	Western Ky.	86 62
												253	H	Ohio	61 49
												254	A	Ball St.	63 52
												286	H	Austin Peay	72 38
												293	H	Jacksonville	83 53
												295	H	Evansville	71 54
												300	H	Kent St.	76 57
												310	H	Western Mich.	67 56
LAST 12 Division I GAMES:															
310	H	Western Mich.	67 56	208	A	Buffalo	79 59								
202	H	Northern Ill.	57 47	253	H	Ohio	61 49								
154	A	Central Mich.	77 72	194	H	Akron	62 58								
254	A	Ball St.	63 52	300	H	Kent St.	76 57								
67	H	Eastern Mich.	70 54	185	A	Colorado St.	70 57								
84	A	Miami (OH)	61 58	213	A	Wyoming	60 53								

Non-Div I Games: Madonna 91 41

Bowling Green

■ Loss,
 ■ Non-Conf, S Site,
 ■ Home
 ■ Away
 N Neutral

Average RPI Win: 202	WON-LOST	WINNING	LAST 12	STRENGTH OF	OPP. STRENGTH	TEAM	ADJ.	CONF.	ADJ CONF.
Average RPI Loss: 136	RECORD	PCT. RANK	GAMES	SCHEDULE	OF SCHEDULE	RPI	RPI	RPI	RPI
DIV. I ONLY	13- 10	132	5- 7	171	165	148	148	10	10
DIV. I NON-CONF.	9- 3	61	1- 0	107	298	127	127	10	10

TOTALS	RPI 1-25	RPI 26-50	W-L RECORDS	RPI 51-100	RPI 101-150	RPI 150+			
13- 10	0- 0	1- 1	OVERALL	0- 2	1- 5	11- 2			
6- 5	0- 0	1- 1	HOME	0- 1	1- 2	4- 1			
6- 4	0- 0	0- 0	AWAY	0- 1	0- 2	6- 1			
1- 1	0- 0	0- 0	NEUTRAL	0- 0	0- 1	1- 0			
9- 3	0- 0	1- 0	NON-CONFERENCE	0- 0	0- 2	8- 1			
3- 2	0- 0	1- 0	HOME	0- 0	0- 1	2- 1			
5- 0	0- 0	0- 0	AWAY	0- 0	0- 0	5- 0			
1- 1	0- 0	0- 0	NEUTRAL	0- 0	0- 1	1- 0			
4- 7	0- 0	0- 1	CONFERENCE	0- 2	1- 3	3- 1			
3- 3	0- 0	0- 1	HOME	0- 1	1- 1	2- 0			
1- 4	0- 0	0- 0	AWAY	0- 1	0- 2	1- 1			
0- 0	0- 0	0- 0	NEUTRAL	0- 0	0- 0	0- 0			

RPI 1-25			RPI 26-50			RPI 51-100			RPI 101+ Team's RPI: 148		
RPI	S	Opponent	Score	RPI	S	Opponent	Score	RPI	S	Opponent	Score
				48	H	Iowa	96 88	78	A	Creighton	68 72
				50	H	Missouri St.	70 79	91	H	Wichita St.	58 71
LAST 12 Division I GAMES:											
259	H	Southern Ill.	66 50	111	H	Illinois St.	65 67	111	H	Illinois St.	65 67
295	H	Evansville	82 64	295	A	Evansville	59 71	118	H	Eastern Ill.	58 59
78	A	Creighton	68 72	259	A	Southern Ill.	72 59	123	A	UNI	57 71
146	A	Drake	62 77	91	H	Wichita St.	58 71	136	N	Stetson	63 73
123	A	UNI	57 71	50	H	Missouri St.	70 79	139	H	Indiana St.	79 58
139	H	Indiana St.	79 58	239	H	Western Ill.	93 64	146	A	Drake	62 77
								154	A	Central Mich.	86 79
								156	H	Northern Colo.	59 49
								187	A	SIU Edwardsville	66 60
								193	A	Butler	71 63
								202	A	Northern Ill.	50 45
								214	H	Milwaukee	67 71
								233	A	Winthrop	71 61
								239	H	Western Ill.	93 64
								259	A	Southern Ill.	72 59
								259	H	Southern Ill.	66 50
								267	N	Niagara	68 43
								295	A	Evansville	59 71
								295	H	Evansville	82 64

Non-Div I Games:

Bradley

Average RPI Win: 234	WON-LOST	WINNING	LAST 12	STRENGTH OF	OPP. STRENGTH	TEAM	ADJ.	CONF.	ADJ CONF.
Average RPI Loss: 158	RECORD	PCT. RANK	GAMES	SCHEDULE	OF SCHEDULE	RPI	RPI	RPI	RPI
DIV. I ONLY	11- 8	123	7- 4	274	235	177	177	18	18
DIV. I NON-CONF.	8- 5	106	4- 1	311	317	215	215	19	19
TOTALS	RPI 1-25	RPI 26-50	W-L RECORDS	RPI 51-100	RPI 101-150	RPI 150+			
11- 8	0- 1	0- 0	OVERALL	2- 1	1- 3	8- 3			
4- 4	0- 0	0- 0	HOME	1- 1	1- 2	2- 1			
6- 4	0- 1	0- 0	AWAY	1- 0	0- 1	5- 2			
1- 0	0- 0	0- 0	NEUTRAL	0- 0	0- 0	1- 0			
8- 5	0- 0	0- 0	NON-CONFERENCE	1- 0	1- 2	6- 3			
4- 3	0- 0	0- 0	HOME	1- 0	1- 2	2- 1			
3- 2	0- 0	0- 0	AWAY	0- 0	0- 0	3- 2			
1- 0	0- 0	0- 0	NEUTRAL	0- 0	0- 0	1- 0			
3- 3	0- 1	0- 0	CONFERENCE	1- 1	0- 1	2- 0			
0- 1	0- 0	0- 0	HOME	0- 1	0- 0	0- 0			
3- 2	0- 1	0- 0	AWAY	1- 0	0- 1	2- 0			
0- 0	0- 0	0- 0	NEUTRAL	0- 0	0- 0	0- 0			

RPI S	Opponent	Score	RPI S	Opponent	Score	RPI S	Opponent	Score	RPI S	Opponent	Score	Team's RPI: 177
25	A Princeton	45 57				82	A Yale	60 55	114	H Albany (NY)	65 53	
						82	H Yale	65 75	115	H Fairfield	55 63	
						83	H Providence	70 57	147	H Holy Cross	74 81	
									149	A Harvard	57 65	
									192	H New Hampshire	57 62	
									225	A Bryant	49 64	
									230	A Penn	59 55	
									256	H Vermont	61 57	
									279	A San Jose St.	61 47	
									289	A Dartmouth	74 50	
									295	N Evansville	55 47	
									314	A Rhode Island	53 40	
									314	H Rhode Island	66 54	
									316	A Maine	61 59	
									328	A NJIT	66 70	
LAST 12 Division I GAMES:												
230	A Penn	59 55	82	H Yale	65 75							
25	A Princeton	45 57	314	A Rhode Island	53 40							
149	A Harvard	57 65	279	A San Jose St.	61 47							
289	A Dartmouth	74 50	256	H Vermont	61 57							
82	A Yale	60 55	83	H Providence	70 57							
147	H Holy Cross	74 81	314	H Rhode Island	66 54							

Non-Div I Games: Dominican (CA) 66 45

Brown

■ Loss,
 ■ Non-Conf, S Site,
 ■ Home
 ■ Away
 N Neutral

Average RPI Win: 256	WON-LOST	WINNING	LAST 12	STRENGTH OF	OPP. STRENGTH	TEAM	ADJ.	CONF.	ADJ CONF.
Average RPI Loss: 186	RECORD	PCT. RANK	GAMES	SCHEDULE	OF SCHEDULE	RPI	RPI	RPI	RPI
DIV. I ONLY	13- 9	113	7- 5	336	234	225	225	20	20
DIV. I NON-CONF.	7- 4	98	1- 1	341	279	291	291	27	27
TOTALS	RPI 1-25	RPI 26-50	W-L RECORDS	RPI 51-100	RPI 101-150	RPI 150+			
13- 9	0- 0	0- 0	OVERALL	0- 2	0- 1	13- 6			
7- 4	0- 0	0- 0	HOME	0- 1	0- 0	7- 3			
6- 5	0- 0	0- 0	AWAY	0- 1	0- 1	6- 3			
0- 0	0- 0	0- 0	NEUTRAL	0- 0	0- 0	0- 0			
7- 4	0- 0	0- 0	NON-CONFERENCE	0- 0	0- 1	7- 3			
4- 1	0- 0	0- 0	HOME	0- 0	0- 0	4- 1			
3- 3	0- 0	0- 0	AWAY	0- 0	0- 1	3- 2			
0- 0	0- 0	0- 0	NEUTRAL	0- 0	0- 0	0- 0			
6- 5	0- 0	0- 0	CONFERENCE	0- 2	0- 0	6- 3			
3- 3	0- 0	0- 0	HOME	0- 1	0- 0	3- 2			
3- 2	0- 0	0- 0	AWAY	0- 1	0- 0	3- 1			
0- 0	0- 0	0- 0	NEUTRAL	0- 0	0- 0	0- 0			

RPI S	Opponent	Score	RPI S	Opponent	Score	RPI S	Opponent	Score	RPI S	Opponent	Score	Team's RPI: 225
						57	A Quinnipiac	56 67	147	A Holy Cross	62 82	
						57	H Quinnipiac	47 84	158	H Saint Francis (PA)	57 52	
									168	H Monmouth	55 49	
									177	H Brown	64 49	
									188	H Robert Morris	75 71	
									196	H Iona	53 66	
									199	A Boston College	42 68	
									205	A Central Conn. St.	68 62	
									205	H Central Conn. St.	62 75	
									231	A Mt. St. Mary's	61 66	
									247	H Fairleigh Dickinson	43 54	
									269	H Army	64 54	
									273	H Lafayette	56 48	
									289	A Dartmouth	63 45	
									309	A Colgate	76 74	
									314	H Rhode Island	75 62	
									316	A Maine	65 53	
									331	A Wagner	71 67	
									336	A St. Francis (NY)	55 45	
									338	A Columbia	74 77	
LAST 12 Division I GAMES:												
336	A	St. Francis (NY)	55	45	231	A	Mt. St. Mary's	61	66			
247	H	Fairleigh Dickinson	43	54	188	H	Robert Morris	75	71			
168	H	Monmouth	55	49	158	H	Saint Francis (PA)	57	52			
205	H	Central Conn. St.	62	75	269	H	Army	64	54			
57	H	Quinnipiac	47	84	338	A	Columbia	74	77			
331	A	Wagner	71	67	205	A	Central Conn. St.	68	62			

Non-Div I Games:

Bryant

■ Loss,
 ■ Non-Conf, S Site,
 ■ Home
 ■ Away
 N Neutral

Average RPI Win: 265	WON-LOST	WINNING	LAST 12	STRENGTH OF	OPP. STRENGTH	TEAM	ADJ.	CONF.	ADJ CONF.
Average RPI Loss: 207	RECORD	PCT. RANK	GAMES	SCHEDULE	OF SCHEDULE	RPI	RPI	RPI	RPI
DIV. I ONLY	2- 21	337	0- 12	300	306	340	340	27	27
DIV. I NON-CONF.	2- 13	316	0- 4	302	290	339	339	31	31
TOTALS	RPI 1-25	RPI 26-50	W-L RECORDS	RPI 51-100	RPI 101-150	RPI 150+			
2- 21	0- 0	0- 1	OVERALL	0- 2	0- 1	2- 17			
2- 9	0- 0	0- 1	HOME	0- 1	0- 0	2- 7			
0- 12	0- 0	0- 0	AWAY	0- 1	0- 1	0- 10			
0- 0	0- 0	0- 0	NEUTRAL	0- 0	0- 0	0- 0			
2- 13	0- 0	0- 1	NON-CONFERENCE	0- 2	0- 0	2- 10			
2- 5	0- 0	0- 1	HOME	0- 1	0- 0	2- 3			
0- 8	0- 0	0- 0	AWAY	0- 1	0- 0	0- 7			
0- 0	0- 0	0- 0	NEUTRAL	0- 0	0- 0	0- 0			
0- 8	0- 0	0- 0	CONFERENCE	0- 0	0- 1	0- 7			
0- 4	0- 0	0- 0	HOME	0- 0	0- 0	0- 4			
0- 4	0- 0	0- 0	AWAY	0- 0	0- 1	0- 3			
0- 0	0- 0	0- 0	NEUTRAL	0- 0	0- 0	0- 0			

RPI S	Opponent	Score	RPI S	Opponent	Score	RPI S	Opponent	Score	RPI S	Opponent	Score	Team's RPI: 340
28	H Penn St.	54 78	52	A West Virginia	30 72	147	A Holy Cross	53 70	153	H Lehigh	38 53	
			82	H Yale	48 69	158	A Saint Francis (PA)	53 70	159	A American	45 71	
						198	H Canisius	47 55	203	H Fordham	49 39	
						208	A Buffalo	57 63	219	H Youngstown St.	56 57	
						222	H Navy	49 50	231	A Mt. St. Mary's	46 58	
						250	A Rider	43 63	255	H Morgan St.	52 54	
						262	A Cornell	45 65	267	A Niagara	55 61	
						269	A Army	56 60	269	H Army	64 67	
						273	H Lafayette	45 49	309	A Colgate	66 73	
						327	H Saint Peter's	46 35	328	A NJIT	53 54	
LAST 12 Division I GAMES:												
269	A Army	56 60	309	A Colgate	66 73							
222	H Navy	49 50	269	H Army	64 67							
159	A American	45 71	82	H Yale	48 69							
147	A Holy Cross	53 70	231	A Mt. St. Mary's	46 58							
153	H Lehigh	38 53	52	A West Virginia	30 72							
273	H Lafayette	45 49	28	H Penn St.	54 78							

Non-Div I Games:

Bucknell

Buffalo

Through Games Of Sunday, February 5, 2012

Average RPI Win:	255	WON-LOST	WINNING	LAST 12	STRENGTH OF	OPP. STRENGTH	TEAM	ADJ.	CONF.	ADJ CONF.
Average RPI Loss:	128	RECORD	PCT. RANK	GAMES	SCHEDULE	OF SCHEDULE	RPI	RPI	RPI	RPI
DIV. I ONLY	7- 17	272	3- 9	90	195	208	208	12	12	
DIV. I NON-CONF.	5- 9	237	1- 1	57	208	185	185	13	13	
TOTALS	RPI 1-25	RPI 26-50	W-L RECORDS	RPI 51-100	RPI 101-150	RPI 150+				
7- 17	0- 2	0- 2	OVERALL	0- 6	0- 1	7- 6				
3- 5	0- 0	0- 0	HOME	0- 3	0- 0	3- 2				
3- 10	0- 2	0- 1	AWAY	0- 3	0- 1	3- 3				
1- 2	0- 0	0- 1	NEUTRAL	0- 0	0- 0	1- 1				
5- 9	0- 2	0- 2	NON-CONFERENCE	0- 2	0- 1	5- 2				
3- 1	0- 0	0- 0	HOME	0- 0	0- 0	3- 1				
1- 6	0- 2	0- 1	AWAY	0- 2	0- 1	1- 0				
1- 2	0- 0	0- 1	NEUTRAL	0- 0	0- 0	1- 1				
2- 8	0- 0	0- 0	CONFERENCE	0- 4	0- 0	2- 4				
0- 4	0- 0	0- 0	HOME	0- 3	0- 0	0- 1				
2- 4	0- 0	0- 0	AWAY	0- 1	0- 0	2- 3				
0- 0	0- 0	0- 0	NEUTRAL	0- 0	0- 0	0- 0				

RPI 1-25				RPI 26-50				RPI 51-100				RPI 101+ Team's RPI: 208			
RPI	S	Opponent	Score	RPI	S	Opponent	Score	RPI	S	Opponent	Score	RPI	S	Opponent	Score
2	A	Connecticut	34 90	46	N	Dayton	74 94	67	H	Eastern Mich.	54 72	112	A	Syracuse	59 79
20	A	St. Bonaventure	45 76	47	A	Iowa St.	45 65	68	H	Bowling Green	59 79	160	H	Wright St.	54 81
								78	A	Duquesne	46 90	194	H	Akron	82 91
								84	A	Miami (OH)	51 72	195	H	Oakland	69 65
								85	A	Howard	57 81	198	H	Canisius	62 57
								95	H	Toledo	75 77	202	A	Northern Ill.	62 46
												247	N	Fairleigh Dickinson	54 63
												253	A	Ohio	64 73
												254	A	Ball St.	61 37
												267	A	Niagara	65 54
												300	A	Kent St.	73 85
												310	A	Western Mich.	92 102
												328	N	NJIT	66 53
												340	H	Bucknell	63 57
LAST 12 Division I GAMES:															
254	A	Ball St.	61 37	68	H	Bowling Green	59 79								
310	A	Western Mich.	92 102	194	H	Akron	82 91								
95	H	Toledo	75 77	84	A	Miami (OH)	51 72								
67	H	Eastern Mich.	54 72	253	A	Ohio	64 73								
202	A	Northern Ill.	62 46	47	A	Iowa St.	45 65								
300	A	Kent St.	73 85	328	N	NJIT	66 53								

Non-Div I Games:

Buffalo

■ Loss,
 ■ Non-Conf, S Site,
 ■ Home
 ■ Away
 N Neutral

Butler

Through Games Of Sunday, February 5, 2012

Average RPI Win: 233	WON-LOST	WINNING	LAST 12	STRENGTH OF	OPP. STRENGTH	TEAM	ADJ.	CONF.	ADJ CONF.
Average RPI Loss: 157	RECORD	PCT. RANK	GAMES	SCHEDULE	OF SCHEDULE	RPI	RPI	RPI	RPI
DIV. I ONLY	9- 12	215	7- 5	182	221	193	193	13	13
DIV. I NON-CONF.	3- 7	261	1- 0	191	204	189	189	17	17
TOTALS	RPI 1-25	RPI 26-50	W-L RECORDS	RPI 51-100	RPI 101-150	RPI 150+			
9- 12	0- 1	0- 1	OVERALL	0- 1	1- 4	8- 5			
5- 2	0- 1	0- 0	HOME	0- 0	0- 1	5- 0			
3- 8	0- 0	0- 0	AWAY	0- 1	0- 2	3- 5			
1- 2	0- 0	0- 1	NEUTRAL	0- 0	1- 1	0- 0			
3- 7	0- 0	0- 1	NON-CONFERENCE	0- 1	1- 3	2- 2			
2- 1	0- 0	0- 0	HOME	0- 0	0- 1	2- 0			
0- 4	0- 0	0- 0	AWAY	0- 1	0- 1	0- 2			
1- 2	0- 0	0- 1	NEUTRAL	0- 0	1- 1	0- 0			
6- 5	0- 1	0- 0	CONFERENCE	0- 0	0- 1	6- 3			
3- 1	0- 1	0- 0	HOME	0- 0	0- 0	3- 0			
3- 4	0- 0	0- 0	AWAY	0- 0	0- 1	3- 3			
0- 0	0- 0	0- 0	NEUTRAL	0- 0	0- 0	0- 0			

RPI 1-25				RPI 26-50				RPI 51-100				RPI 101+ Team's RPI: 193			
RPI	S	Opponent	Score	RPI	S	Opponent	Score	RPI	S	Opponent	Score	RPI	S	Opponent	Score
18	H	Green Bay	36 60	47	N	Iowa St.	44 64	68	A	Bowling Green	61 71	129	N	UNLV	39 62
												139	A	Indiana St.	46 49
												141	A	Ill.-Chicago	42 77
												148	H	Bradley	63 71
												149	N	Harvard	69 68
												155	A	Detroit	60 72
												160	A	Wright St.	47 48
												204	A	Loyola Chicago	60 57
												214	H	Milwaukee	76 63
												219	A	Youngstown St.	65 63
												219	H	Youngstown St.	73 64
												254	H	Ball St.	55 43
												260	H	IUPUI	58 50
												284	A	Valparaiso	53 58
												287	A	Cleveland St.	68 62
												287	H	Cleveland St.	67 43
												298	A	Nevada	69 71
												301	A	IPFW	60 68
LAST 12 Division I GAMES:															
219	A	Youngstown St.	65 63	284	A	Valparaiso	53 58								
287	A	Cleveland St.	68 62	287	H	Cleveland St.	67 43								
214	H	Milwaukee	76 63	219	H	Youngstown St.	73 64								
18	H	Green Bay	36 60	160	A	Wright St.	47 48								
204	A	Loyola Chicago	60 57	155	A	Detroit	60 72								
141	A	Ill.-Chicago	42 77	260	H	IUPUI	58 50								

Non-Div I Games: Marian (IN) 74 39

Butler

■ Loss,
 ■ Non-Conf,
 ■ S Site,
 ■ Home
 ■ A Away
 N Neutral

CSU Bakersfield

Through Games Of Sunday, February 5, 2012

Average RPI Win:	232	WON-LOST	WINNING	LAST 12	STRENGTH OF	OPP. STRENGTH	TEAM	ADJ.	CONF.	ADJ CONF.
Average RPI Loss:	158	RECORD	PCT. RANK	GAMES	SCHEDULE	OF SCHEDULE	RPI	RPI	RPI	RPI
DIV. I ONLY	3- 19	326	1- 11	137	163	296	296	29	29	
DIV. I NON-CONF.	3- 19	315	1- 11	135	199	302	302	32	32	
TOTALS	RPI 1-25	RPI 26-50	W-L RECORDS	RPI 51-100	RPI 101-150	RPI 150+				
3- 19	0- 2	0- 1	OVERALL	0- 4	0- 2	3- 10				
2- 6	0- 0	0- 0	HOME	0- 1	0- 2	2- 3				
1- 10	0- 1	0- 1	AWAY	0- 2	0- 0	1- 6				
0- 3	0- 1	0- 0	NEUTRAL	0- 1	0- 0	0- 1				
3- 19	0- 2	0- 1	NON-CONFERENCE	0- 4	0- 2	3- 10				
2- 6	0- 0	0- 0	HOME	0- 1	0- 2	2- 3				
1- 10	0- 1	0- 1	AWAY	0- 2	0- 0	1- 6				
0- 3	0- 1	0- 0	NEUTRAL	0- 1	0- 0	0- 1				
0- 0	0- 0	0- 0	CONFERENCE	0- 0	0- 0	0- 0				
0- 0	0- 0	0- 0	HOME	0- 0	0- 0	0- 0				
0- 0	0- 0	0- 0	AWAY	0- 0	0- 0	0- 0				
0- 0	0- 0	0- 0	NEUTRAL	0- 0	0- 0	0- 0				

RPI 1-25				RPI 26-50				RPI 51-100				RPI 101+ Team's RPI: 296			
RPI	S	Opponent	Score	RPI	S	Opponent	Score	RPI	S	Opponent	Score	RPI	S	Opponent	Score
4	A	Stanford	48 90	30	A	California	56 86	53	N	Texas Tech	63 81	113	H	Pacific	73 96
12	N	Maryland	83 114					60	A	Fresno St.	59 88	119	H	San Diego St.	60 74
								62	H	Oregon St.	62 85	151	A	Cal St. Northridge	52 54
								90	A	San Diego	70 99	161	A	Montana	64 56
												170	A	FIU	59 82
												185	H	Colorado St.	63 65
												190	A	Santa Clara	87 93
												244	H	UC Irvine	104 92
												252	H	Cal St. Fullerton	58 67
												292	A	UC Riverside	62 76
												292	H	UC Riverside	72 66
												294	A	Sacramento St.	84 87
												298	H	Nevada	76 85
												304	N	Prairie View	64 69
												332	A	Weber St.	72 85
LAST 12 Division I GAMES:															
151	A	Cal St. Northridge	52 54	53	N	Texas Tech	63 81								
292	H	UC Riverside	72 66	90	A	San Diego	70 99								
252	H	Cal St. Fullerton	58 67	4	A	Stanford	48 90								
298	H	Nevada	76 85	294	A	Sacramento St.	84 87								
119	H	San Diego St.	60 74	60	A	Fresno St.	59 88								
185	H	Colorado St.	63 65	62	H	Oregon St.	62 85								

Non-Div I Games: Southern Ore. 111 66

CSU Bakersfield

Loss, Non-Conf, S Site, H Home A Away N Neutral

Average RPI Win: 228	WON-LOST	WINNING	LAST 12	STRENGTH OF	OPP. STRENGTH	TEAM	ADJ.	CONF.	ADJ CONF.
Average RPI Loss: 140	RECORD	PCT. RANK	GAMES	SCHEDULE	OF SCHEDULE	RPI	RPI	RPI	RPI
DIV. I ONLY	9- 12	215	6- 6	144	233	186	186	21	21
DIV. I NON-CONF.	3- 9	274	0- 3	86	203	154	154	20	20
TOTALS	RPI 1-25	RPI 26-50	W-L RECORDS	RPI 51-100	RPI 101-150	RPI 150+			
9- 12	0- 0	0- 0	OVERALL	0- 4	2- 4	7- 4			
6- 3	0- 0	0- 0	HOME	0- 1	2- 1	4- 1			
3- 9	0- 0	0- 0	AWAY	0- 3	0- 3	3- 3			
0- 0	0- 0	0- 0	NEUTRAL	0- 0	0- 0	0- 0			
3- 9	0- 0	0- 0	NON-CONFERENCE	0- 4	0- 4	3- 1			
2- 2	0- 0	0- 0	HOME	0- 1	0- 1	2- 0			
1- 7	0- 0	0- 0	AWAY	0- 3	0- 3	1- 1			
0- 0	0- 0	0- 0	NEUTRAL	0- 0	0- 0	0- 0			
6- 3	0- 0	0- 0	CONFERENCE	0- 0	2- 0	4- 3			
4- 1	0- 0	0- 0	HOME	0- 0	2- 0	2- 1			
2- 2	0- 0	0- 0	AWAY	0- 0	0- 0	2- 2			
0- 0	0- 0	0- 0	NEUTRAL	0- 0	0- 0	0- 0			

RPI S	Opponent	Score	RPI S	Opponent	Score	RPI S	Opponent	Score	RPI S	Opponent	Score	Team's RPI: 186
						55	A St. Mary's (CA)	62 65	102	H UC Davis	87 65	
						60	H Fresno St.	76 79	113	H Pacific	74 64	
						80	A Sacred Heart	69 89	119	A San Diego St.	78 79	
						90	A San Diego	52 69	121	A Oregon	93 102	
									126	H Pepperdine	78 80	
									130	A LIU Brooklyn	61 69	
									151	A Cal St. Northridge	77 79	
									224	A Loyola Marymount	72 73	
									226	A UC Santa Barbara	67 52	
									226	H UC Santa Barbara	61 58	
									244	H UC Irvine	60 62	
									252	A Cal St. Fullerton	76 69	
									277	A Long Beach St.	67 74	
									278	A San Francisco	82 66	
									279	H San Jose St.	71 55	
									286	H Austin Peay	79 69	
									292	H UC Riverside	71 43	
LAST 12 Division I GAMES:												
226	A UC Santa Barbara	67 52	292	H UC Riverside	71 43							
102	H UC Davis	87 65	252	A Cal St. Fullerton	76 69							
113	H Pacific	74 64	226	H UC Santa Barbara	61 58							
277	A Long Beach St.	67 74	119	A San Diego St.	78 79							
151	A Cal St. Northridge	77 79	224	A Loyola Marymount	72 73							
244	H UC Irvine	60 62	90	A San Diego	52 69							

Non-Div I Games:

Cal Poly

Average RPI Win:	242	WON-LOST	WINNING	LAST 12	STRENGTH OF	OPP. STRENGTH	TEAM	ADJ.	CONF.	ADJ CONF.
Average RPI Loss:	172	RECORD	PCT. RANK	GAMES	SCHEDULE	OF SCHEDULE	RPI	RPI	RPI	RPI
DIV. I ONLY	9- 13	225	4- 8	294	169	252	252	21	21	
DIV. I NON-CONF.	7- 5	123	2- 0	325	163	284	284	20	20	
TOTALS	RPI 1-25	RPI 26-50	W-L RECORDS	RPI 51-100	RPI 101-150	RPI 150+				
9- 13	0- 0	0- 1	OVERALL	0- 1	2- 3	7- 8				
4- 6	0- 0	0- 1	HOME	0- 0	1- 2	3- 3				
5- 6	0- 0	0- 0	AWAY	0- 1	1- 1	4- 4				
0- 1	0- 0	0- 0	NEUTRAL	0- 0	0- 0	0- 1				
7- 5	0- 0	0- 1	NON-CONFERENCE	0- 1	1- 0	6- 3				
3- 1	0- 0	0- 1	HOME	0- 0	1- 0	2- 0				
4- 3	0- 0	0- 0	AWAY	0- 1	0- 0	4- 2				
0- 1	0- 0	0- 0	NEUTRAL	0- 0	0- 0	0- 1				
2- 8	0- 0	0- 0	CONFERENCE	0- 0	1- 3	1- 5				
1- 5	0- 0	0- 0	HOME	0- 0	0- 2	1- 3				
1- 3	0- 0	0- 0	AWAY	0- 0	1- 1	0- 2				
0- 0	0- 0	0- 0	NEUTRAL	0- 0	0- 0	0- 0				

RPI	S	Opponent	Score	RPI	S	Opponent	Score	RPI	S	Opponent	Score	RPI	S	Opponent	Score	Team's RPI: 252
26	H	Gonzaga	60 73	59	A	Arizona St.	49 63	102	A	UC Davis	58 50	102	H	UC Davis	55 57	
								113	A	Pacific	67 72	113	H	Pacific	64 69	
								126	H	Pepperdine	65 51	151	H	Cal St. Northridge	56 62	
								169	A	SMU	63 75	186	H	Cal Poly	69 76	
								224	H	Loyola Marymount	79 52	226	H	UC Santa Barbara	37 39	
								244	A	UC Irvine	68 73	270	N	Tennessee St.	48 61	
								277	H	Long Beach St.	74 53	278	A	San Francisco	55 50	
								279	A	San Jose St.	81 65	281	A	Northern Ariz.	54 64	
								292	A	UC Riverside	65 69	294	A	Sacramento St.	81 64	
								296	A	CSU Bakersfield	67 58	298	H	Nevada	76 74	
LAST 12 Division I GAMES:																
113	H	Pacific	64 69	296	A	CSU Bakersfield	67 58									
102	H	UC Davis	55 57	226	H	UC Santa Barbara	37 39									
277	H	Long Beach St.	74 53	186	H	Cal Poly	69 76									
151	H	Cal St. Northridge	56 62	102	A	UC Davis	58 50									
292	A	UC Riverside	65 69	113	A	Pacific	67 72									
244	A	UC Irvine	68 73	279	A	San Jose St.	81 65									

Non-Div I Games:

Cal St. Fullerton

■ Loss,
 ■ Non-Conf,
 ■ S Site,
 ■ H Home
 ■ A Away
 N Neutral

Average RPI Win: 238	WON-LOST	WINNING	LAST 12	STRENGTH OF	OPP. STRENGTH	TEAM	ADJ.	CONF.	ADJ CONF.
Average RPI Loss: 128	RECORD	PCT. RANK	GAMES	SCHEDULE	OF SCHEDULE	RPI	RPI	RPI	RPI
DIV. I ONLY	14- 9	110	9- 3	280	143	151	151	21	21
DIV. I NON-CONF.	6- 7	181	1- 1	268	74	143	143	20	20
TOTALS	RPI 1-25	RPI 26-50	W-L RECORDS	RPI 51-100	RPI 101-150	RPI 150+			
14- 9	0- 0	0- 0	OVERALL	1- 3	1- 3	12- 3			
7- 3	0- 0	0- 0	HOME	1- 1	0- 0	6- 2			
7- 6	0- 0	0- 0	AWAY	0- 2	1- 3	6- 1			
0- 0	0- 0	0- 0	NEUTRAL	0- 0	0- 0	0- 0			
6- 7	0- 0	0- 0	NON-CONFERENCE	1- 3	0- 2	5- 2			
4- 2	0- 0	0- 0	HOME	1- 1	0- 0	3- 1			
2- 5	0- 0	0- 0	AWAY	0- 2	0- 2	2- 1			
0- 0	0- 0	0- 0	NEUTRAL	0- 0	0- 0	0- 0			
8- 2	0- 0	0- 0	CONFERENCE	0- 0	1- 1	7- 1			
3- 1	0- 0	0- 0	HOME	0- 0	0- 0	3- 1			
5- 1	0- 0	0- 0	AWAY	0- 0	1- 1	4- 0			
0- 0	0- 0	0- 0	NEUTRAL	0- 0	0- 0	0- 0			

RPI S	Opponent	Score	RPI S	Opponent	Score	RPI S	Opponent	Score	RPI S	Opponent	Score	Team's RPI: 151
						52	H West Virginia	48 47	102	A UC Davis	53 55	
						60	H Fresno St.	61 70	113	A Pacific	72 68	
						62	A Oregon St.	63 83	121	A Oregon	75 79	
						96	A Washington	67 73	126	A Pepperdine	64 68	
									172	A Portland	66 73	
									186	H Cal Poly	79 77	
									190	H Santa Clara	72 90	
									224	A Loyola Marymount	79 62	
									226	H UC Santa Barbara	67 71	
									244	A UC Irvine	80 59	
									244	H UC Irvine	55 49	
									252	A Cal St. Fullerton	62 56	
									277	A Long Beach St.	57 50	
									278	A San Francisco	67 59	
									279	H San Jose St.	85 55	
									292	A UC Riverside	64 58	
									292	H UC Riverside	63 55	
									296	H CSU Bakersfield	54 52	
									309	H Colgate	71 60	
LAST 12 Division I GAMES:												
244	A UC Irvine	80 59	113	A Pacific	72 68							
292	A UC Riverside	64 58	102	A UC Davis	53 55							
296	H CSU Bakersfield	54 52	277	A Long Beach St.	57 50							
252	A Cal St. Fullerton	62 56	292	H UC Riverside	63 55							
226	H UC Santa Barbara	67 71	244	H UC Irvine	55 49							
186	H Cal Poly	79 77	172	A Portland	66 73							

Non-Div I Games:

Cal St. Northridge

■ Loss,
 ■ Non-Conf,
 ■ S Site,
 ■ Home
 ■ A Away
 N Neutral

California

Through Games Of Sunday, February 5, 2012

Average RPI Win:	142	WON-LOST	WINNING	LAST 12	STRENGTH OF	OPP. STRENGTH	TEAM	ADJ.	CONF.	ADJ CONF.
Average RPI Loss:	31	RECORD	PCT. RANK	GAMES	SCHEDULE	OF SCHEDULE	RPI	RPI	RPI	RPI
DIV. I ONLY	17- 6	47	9- 3	65	17	30	30	5	5	
DIV. I NON-CONF.	9- 3	61	1- 0	151	19	54	54	6	6	
TOTALS	RPI 1-25	RPI 26-50	W-L RECORDS	RPI 51-100	RPI 101-150	RPI 150+				
17- 6	0- 3	1- 1	OVERALL	6- 2	5- 0	5- 0				
10- 1	0- 1	0- 0	HOME	4- 0	2- 0	4- 0				
6- 4	0- 2	0- 1	AWAY	2- 1	3- 0	1- 0				
1- 1	0- 0	1- 0	NEUTRAL	0- 1	0- 0	0- 0				
9- 3	0- 2	1- 0	NON-CONFERENCE	2- 1	1- 0	5- 0				
6- 1	0- 1	0- 0	HOME	1- 0	1- 0	4- 0				
2- 1	0- 1	0- 0	AWAY	1- 0	0- 0	1- 0				
1- 1	0- 0	1- 0	NEUTRAL	0- 1	0- 0	0- 0				
8- 3	0- 1	0- 1	CONFERENCE	4- 1	4- 0	0- 0				
4- 0	0- 0	0- 0	HOME	3- 0	1- 0	0- 0				
4- 3	0- 1	0- 1	AWAY	1- 1	3- 0	0- 0				
0- 0	0- 0	0- 0	NEUTRAL	0- 0	0- 0	0- 0				

RPI 1-25				RPI 26-50				Team's RPI: 30				RPI 51-100				RPI 101+			
RPI	S	Opponent	Score	RPI	S	Opponent	Score	RPI	S	Opponent	Score	RPI	S	Opponent	Score	RPI	S	Opponent	Score
4	A	Stanford	71 74	40	N	Virginia	59 50	51	A	UCLA	55 60	104	A	Colorado	68 55				
10	A	Rutgers	70 73	45	A	Southern California	54 74	55	A	St. Mary's (CA)	65 55	121	H	Oregon	90 67				
13	H	Ohio St.	75 77					59	A	Arizona St.	67 62	122	A	Arizona	78 74				
								62	H	Oregon St.	73 56	129	H	UNLV	70 48				
								64	N	Texas	60 61	140	A	Utah	63 56				
								73	H	Washington St.	60 55	190	H	Santa Clara	75 58				
								92	H	Illinois	80 56	246	A	Hawaii	69 54				
								96	H	Washington	71 47	289	H	Dartmouth	80 39				
												294	H	Sacramento St.	85 61				
												296	H	CSU Bakersfield	86 56				
LAST 12 Division I GAMES:																			
59	A	Arizona St.	67 62	104	A	Colorado	68 55												
122	A	Arizona	78 74	121	H	Oregon	90 67												
4	A	Stanford	71 74	62	H	Oregon St.	73 56												
73	H	Washington St.	60 55	45	A	Southern California	54 74												
96	H	Washington	71 47	51	A	UCLA	55 60												
140	A	Utah	63 56	289	H	Dartmouth	80 39												

Non-Div I Games:

California

■ Loss,
 ■ Non-Conf, S Site,
 ■ Home
 ■ Away
 N Neutral

Average RPI Win: 290	WON-LOST	WINNING	LAST 12	STRENGTH OF	OPP. STRENGTH	TEAM	ADJ.	CONF.	ADJ CONF.
Average RPI Loss: 165	RECORD	PCT. RANK	GAMES	SCHEDULE	OF SCHEDULE	RPI	RPI	RPI	RPI
DIV. I ONLY	10- 9	156	6- 6	313	334	215	215	26	26
DIV. I NON-CONF.	5- 4	136	1- 1	326	332	244	244	30	30
TOTALS	RPI 1-25	RPI 26-50	W-L RECORDS	RPI 51-100	RPI 101-150	RPI 150+			
10- 9	0- 0	0- 0	OVERALL	0- 1	0- 4	10- 4			
6- 1	0- 0	0- 0	HOME	0- 0	0- 1	6- 0			
2- 8	0- 0	0- 0	AWAY	0- 1	0- 3	2- 4			
2- 0	0- 0	0- 0	NEUTRAL	0- 0	0- 0	2- 0			
5- 4	0- 0	0- 0	NON-CONFERENCE	0- 1	0- 1	5- 2			
2- 0	0- 0	0- 0	HOME	0- 0	0- 0	2- 0			
1- 4	0- 0	0- 0	AWAY	0- 1	0- 1	1- 2			
2- 0	0- 0	0- 0	NEUTRAL	0- 0	0- 0	2- 0			
5- 5	0- 0	0- 0	CONFERENCE	0- 0	0- 3	5- 2			
4- 1	0- 0	0- 0	HOME	0- 0	0- 1	4- 0			
1- 4	0- 0	0- 0	AWAY	0- 0	0- 2	1- 2			
0- 0	0- 0	0- 0	NEUTRAL	0- 0	0- 0	0- 0			

RPI 1-25				RPI 26-50				RPI 51-100				RPI 101+ Team's RPI: 215			
RPI	S	Opponent	Score	RPI	S	Opponent	Score	RPI	S	Opponent	Score	RPI	S	Opponent	Score
								72	A	UNC Wilmington	73 79	131	A	Liberty	61 90
												131	H	Liberty	45 58
												136	A	Stetson	55 70
												138	A	High Point	65 77
												200	A	Elon	88 89
												211	H	Charleston So.	70 56
												217	A	Georgia St.	56 70
												223	A	Radford	70 80
												233	A	Winthrop	73 83
												263	H	Western Caro.	59 43
												265	A	Presbyterian	53 44
												271	N	Eastern Ky.	64 52
												275	H	Longwood	48 33
												290	H	Coastal Caro.	58 55
												322	H	Gardner-Webb	62 52
												329	H	UNC Asheville	82 62
												330	N	Bethune-Cookman	62 46
												342	A	N.C. Central	59 41
LAST 12 Division I GAMES:															
131	H	Liberty	45 58	131	A	Liberty	61 90								
233	A	Winthrop	73 83	223	A	Radford	70 80								
265	A	Presbyterian	53 44	329	H	UNC Asheville	82 62								
290	H	Coastal Caro.	58 55	322	H	Gardner-Webb	62 52								
211	H	Charleston So.	70 56	330	N	Bethune-Cookman	62 46								
138	A	High Point	65 77	136	A	Stetson	55 70								

Non-Div I Games: Montreat 75 58 Winston-Salem 72 60

Campbell

■ Loss,
 ■ Non-Conf, S Site,
 ■ Home
 ■ Away
 N Neutral

Average RPI Win:	256	WON-LOST	WINNING	LAST 12	STRENGTH OF	OPP. STRENGTH	TEAM	ADJ.	CONF.	ADJ CONF.
Average RPI Loss:	140	RECORD	PCT. RANK	GAMES	SCHEDULE	OF SCHEDULE	RPI	RPI	RPI	RPI
DIV. I ONLY	11- 12	180	5- 7	241	222	198	198	23	23	
DIV. I NON-CONF.	6- 5	141	0- 0	193	195	173	173	21	21	
TOTALS	RPI 1-25	RPI 26-50	W-L RECORDS	RPI 51-100	RPI 101-150	RPI 150+				
11- 12	0- 2	0- 1	OVERALL	0- 2	1- 1	10- 6				
7- 3	0- 1	0- 0	HOME	0- 1	1- 0	6- 1				
4- 9	0- 1	0- 1	AWAY	0- 1	0- 1	4- 5				
0- 0	0- 0	0- 0	NEUTRAL	0- 0	0- 0	0- 0				
6- 5	0- 2	0- 0	NON-CONFERENCE	0- 2	1- 0	5- 1				
3- 2	0- 1	0- 0	HOME	0- 1	1- 0	2- 0				
3- 3	0- 1	0- 0	AWAY	0- 1	0- 0	3- 1				
0- 0	0- 0	0- 0	NEUTRAL	0- 0	0- 0	0- 0				
5- 7	0- 0	0- 1	CONFERENCE	0- 0	0- 1	5- 5				
4- 1	0- 0	0- 0	HOME	0- 0	0- 0	4- 1				
1- 6	0- 0	0- 1	AWAY	0- 0	0- 1	1- 4				
0- 0	0- 0	0- 0	NEUTRAL	0- 0	0- 0	0- 0				

RPI 1-25				RPI 26-50				RPI 51-100				RPI 101+ Team's RPI: 198			
RPI	S	Opponent	Score	RPI	S	Opponent	Score	RPI	S	Opponent	Score	RPI	S	Opponent	Score
13	A	Ohio St.	41 84	49	A	Marist	57 69	67	H	Eastern Mich.	53 65	114	H	Albany (NY)	64 60
20	H	St. Bonaventure	58 74					77	A	Towson	50 64	115	A	Fairfield	43 55
												173	A	Manhattan	51 73
												196	A	Iona	67 77
												196	H	Iona	85 74
												201	A	Loyola Maryland	62 70
												201	H	Loyola Maryland	65 55
												208	A	Buffalo	57 62
												248	A	Md.-East. Shore	45 43
												250	H	Rider	60 54
												262	H	Cornell	62 45
												267	A	Niagara	58 57
												267	H	Niagara	60 66
												291	A	Siena	61 67
												300	A	Kent St.	81 64
												309	H	Colgate	63 42
												327	H	Saint Peter's	59 54
												340	A	Bucknell	55 47
LAST 12 Division I GAMES:															
267	A	Niagara	58 57	115	A	Fairfield	43 55								
201	A	Loyola Maryland	62 70	173	A	Manhattan	51 73								
250	H	Rider	60 54	196	H	Iona	85 74								
201	H	Loyola Maryland	65 55	327	H	Saint Peter's	59 54								
196	A	Iona	67 77	49	A	Marist	57 69								
267	H	Niagara	60 66	291	A	Siena	61 67								

Non-Div I Games:

Canisius

■ Loss,
 ■ Non-Conf,
 ■ S Site,
 ■ H Home
 ■ A Away
 N Neutral

Central Ark.

Through Games Of Sunday, February 5, 2012

Average RPI Win:	226	WON-LOST	WINNING	LAST 12	STRENGTH OF	OPP. STRENGTH	TEAM	ADJ.	CONF.	ADJ CONF.
Average RPI Loss:	89	RECORD	PCT. RANK	GAMES	SCHEDULE	OF SCHEDULE	RPI	RPI	RPI	RPI
DIV. I ONLY	14- 4	32	9- 2	279	149	105	105	24	24	
DIV. I NON-CONF.	6- 3	89	1- 1	199	65	65	65	26	26	
TOTALS	RPI 1-25	RPI 26-50	W-L RECORDS	RPI 51-100	RPI 101-150	RPI 150+				
14- 4	0- 1	0- 0	OVERALL	1- 1	2- 2	11- 0				
8- 0	0- 0	0- 0	HOME	1- 0	1- 0	6- 0				
4- 2	0- 0	0- 0	AWAY	0- 1	0- 1	4- 0				
2- 2	0- 1	0- 0	NEUTRAL	0- 0	1- 1	1- 0				
6- 3	0- 1	0- 0	NON-CONFERENCE	0- 1	2- 1	4- 0				
4- 0	0- 0	0- 0	HOME	0- 0	1- 0	3- 0				
0- 1	0- 0	0- 0	AWAY	0- 1	0- 0	0- 0				
2- 2	0- 1	0- 0	NEUTRAL	0- 0	1- 1	1- 0				
8- 1	0- 0	0- 0	CONFERENCE	1- 0	0- 1	7- 0				
4- 0	0- 0	0- 0	HOME	1- 0	0- 0	3- 0				
4- 1	0- 0	0- 0	AWAY	0- 0	0- 1	4- 0				
0- 0	0- 0	0- 0	NEUTRAL	0- 0	0- 0	0- 0				

RPI 1-25				RPI 26-50				RPI 51-100				RPI 101+ Team's RPI: 105			
RPI	S	Opponent	Score	RPI	S	Opponent	Score	RPI	S	Opponent	Score	RPI	S	Opponent	Score
15	N	Georgia Tech	61 67					53	A	Texas Tech	43 76	128	H	UT Martin	69 65
								97	H	McNeese St.	71 70	138	N	High Point	69 56
												142	N	UMKC	60 64
												145	A	Stephen F. Austin	45 54
												174	A	Lamar	62 37
												174	H	Lamar	63 53
												184	H	Alabama	58 46
												189	H	Indiana	58 46
												232	A	Nicholls St.	66 59
												258	N	La.-Monroe	73 55
												303	A	Texas-Arlington	53 51
												320	H	Southeastern La.	71 54
												323	A	Northwestern St.	67 61
												323	H	Northwestern St.	84 43
												325	H	Ark.-Pine Bluff	61 38
LAST 12 Division I GAMES:															
				303	A	Texas-Arlington	53 51					323	H	Northwestern St.	84 43
				323	A	Northwestern St.	67 61					145	A	Stephen F. Austin	45 54
				97	H	McNeese St.	71 70					174	A	Lamar	62 37
				320	H	Southeastern La.	71 54					325	H	Ark.-Pine Bluff	61 38
				174	H	Lamar	63 53					15	N	Georgia Tech	61 67
				232	A	Nicholls St.	66 59					138	N	High Point	69 56

Non-Div I Games: Paul Quinn 92 35 Philander Smith 94 25 Central Baptist 79 48 Ecclesia 90 36 Central Ark.

Loss, Non-Conf, S Site, H Home A Away N Neutral

Average RPI Win:	252	WON-LOST	WINNING	LAST 12	STRENGTH OF	OPP. STRENGTH	TEAM	ADJ.	CONF.	ADJ CONF.
Average RPI Loss:	126	RECORD	PCT. RANK	GAMES	SCHEDULE	OF SCHEDULE	RPI	RPI	RPI	RPI
DIV. I ONLY	10- 12	194	4- 8	195	204	205	205	20	20	
DIV. I NON-CONF.	6- 5	141	0- 2	279	89	236	236	27	27	
TOTALS	RPI 1-25	RPI 26-50	W-L RECORDS	RPI 51-100	RPI 101-150	RPI 150+				
10- 12	0- 0	0- 1	OVERALL	0- 5	1- 1	9- 5				
6- 5	0- 0	0- 0	HOME	0- 1	1- 0	5- 4				
4- 6	0- 0	0- 1	AWAY	0- 2	0- 1	4- 1				
0- 1	0- 0	0- 0	NEUTRAL	0- 1	0- 0	0- 0				
6- 5	0- 0	0- 1	NON-CONFERENCE	0- 3	1- 0	5- 1				
5- 0	0- 0	0- 0	HOME	0- 0	1- 0	4- 0				
1- 4	0- 0	0- 1	AWAY	0- 2	0- 0	1- 1				
0- 1	0- 0	0- 0	NEUTRAL	0- 1	0- 0	0- 0				
4- 7	0- 0	0- 0	CONFERENCE	0- 2	0- 1	4- 4				
1- 5	0- 0	0- 0	HOME	0- 1	0- 0	1- 4				
3- 2	0- 0	0- 0	AWAY	0- 1	0- 1	3- 0				
0- 0	0- 0	0- 0	NEUTRAL	0- 0	0- 0	0- 0				

RPI S	Opponent	Score	RPI S	Opponent	Score	RPI S	Opponent	Score	RPI S	Opponent	Score	Team's RPI: 205
36	A James Madison	64 71	56	A Hofstra	60 67	130	A LIU Brooklyn	43 57				
			80	A Sacred Heart	57 63	147	H Holy Cross	63 54				
			80	H Sacred Heart	40 53	158	H Saint Francis (PA)	47 57				
			88	A Hartford	56 65	168	H Monmouth	56 59				
			99	N Auburn	40 49	188	H Robert Morris	72 86				
						192	H New Hampshire	83 44				
						199	A Boston College	49 57				
						225	A Bryant	75 62				
						225	H Bryant	62 68				
						229	A Massachusetts	58 55				
						231	A Mt. St. Mary's	73 63				
						247	H Fairleigh Dickinson	51 49				
						291	H Siena	51 47				
						314	H Rhode Island	50 45				
						316	H Maine	53 48				
						331	A Wagner	69 57				
LAST 12 Division I GAMES:												
130	A LIU Brooklyn	43 57	331	A Wagner	69 57							
168	H Monmouth	56 59	158	H Saint Francis (PA)	47 57							
247	H Fairleigh Dickinson	51 49	188	H Robert Morris	72 86							
225	A Bryant	75 62	199	A Boston College	49 57							
80	A Sacred Heart	57 63	225	H Bryant	62 68							
231	A Mt. St. Mary's	73 63	99	N Auburn	40 49							

Non-Div I Games:

Central Conn. St.

■ Loss,
 ■ Non-Conf,
 ■ S Site,
 ■ H Home
 ■ A Away
 N Neutral

Central Mich.

Through Games Of Sunday, February 5, 2012

Average RPI Win:	208	WON-LOST	WINNING	LAST 12	STRENGTH OF	OPP. STRENGTH	TEAM	ADJ.	CONF.	ADJ CONF.
Average RPI Loss:	133	RECORD	PCT. RANK	GAMES	SCHEDULE	OF SCHEDULE	RPI	RPI	RPI	RPI
DIV. I ONLY	11- 12	180	5- 7	140	151	154	154	12	12	
DIV. I NON-CONF.	7- 6	154	1- 1	131	138	149	149	13	13	
TOTALS	RPI 1-25	RPI 26-50	W-L RECORDS	RPI 51-100	RPI 101-150	RPI 150+				
11- 12	1- 0	0- 0	OVERALL	1- 6	0- 2	9- 4				
4- 4	1- 0	0- 0	HOME	0- 3	0- 1	3- 0				
4- 6	0- 0	0- 0	AWAY	1- 2	0- 0	3- 4				
3- 2	0- 0	0- 0	NEUTRAL	0- 1	0- 1	3- 0				
7- 6	1- 0	0- 0	NON-CONFERENCE	1- 2	0- 2	5- 2				
1- 2	1- 0	0- 0	HOME	0- 1	0- 1	0- 0				
3- 2	0- 0	0- 0	AWAY	1- 0	0- 0	2- 2				
3- 2	0- 0	0- 0	NEUTRAL	0- 1	0- 1	3- 0				
4- 6	0- 0	0- 0	CONFERENCE	0- 4	0- 0	4- 2				
3- 2	0- 0	0- 0	HOME	0- 2	0- 0	3- 0				
1- 4	0- 0	0- 0	AWAY	0- 2	0- 0	1- 2				
0- 0	0- 0	0- 0	NEUTRAL	0- 0	0- 0	0- 0				

RPI 1-25				RPI 26-50				RPI 51-100				RPI 101+ Team's RPI: 154			
RPI	S	Opponent	Score	RPI	S	Opponent	Score	RPI	S	Opponent	Score	RPI	S	Opponent	Score
23	H	Purdue	75 62					67	A	Eastern Mich.	60 73	110	N	South Fla.	80 86
								68	H	Bowling Green	72 77	148	H	Bradley	79 86
								75	N	Hampton	51 77	160	A	Wright St.	65 60
								84	H	Miami (OH)	57 79	164	A	Ole Miss	78 75
								91	A	Wichita St.	58 49	165	A	Pittsburgh	70 77
								95	A	Toledo	53 58	188	A	Robert Morris	55 64
								99	H	Northwestern	60 69	194	A	Akron	87 97
												202	A	Northern Ill.	86 67
												240	N	Col. of Charleston	72 69
												253	H	Ohio	67 53
												254	H	Ball St.	84 66
												275	N	Longwood	70 59
												300	A	Kent St.	64 67
												310	H	Western Mich.	93 85
												318	N	Southeast Mo. St.	100 59
LAST 12 Division I GAMES:															
194	A	Akron	87 97	254	H	Ball St.	84 66								
84	H	Miami (OH)	57 79	310	H	Western Mich.	93 85								
68	H	Bowling Green	72 77	95	A	Toledo	53 58								
253	H	Ohio	67 53	202	A	Northern Ill.	86 67								
300	A	Kent St.	64 67	240	N	Col. of Charleston	72 69								
67	A	Eastern Mich.	60 73	75	N	Hampton	51 77								

Non-Div I Games: Alas. Anchorage 90 84

Central Mich.

■ Loss,
■ Non-Conf,
■ S Site,
■ H Home
■ A Away
N Neutral

Charleston So.

Through Games Of Sunday, February 5, 2012

Average RPI Win: 260	WON-LOST	WINNING	LAST 12	STRENGTH OF	OPP. STRENGTH	TEAM	ADJ.	CONF.	ADJ CONF.
Average RPI Loss: 178	RECORD	PCT. RANK	GAMES	SCHEDULE	OF SCHEDULE	RPI	RPI	RPI	RPI
DIV. I ONLY	10- 8	139	7- 5	321	257	211	211	26	26
DIV. I NON-CONF.	4- 4	161	1- 1	299	130	191	191	30	30
TOTALS	RPI 1-25	RPI 26-50	W-L RECORDS	RPI 51-100	RPI 101-150	RPI 150+			
10- 8	0- 0	0- 1	OVERALL	0- 1	0- 2	10- 4			
6- 2	0- 0	0- 0	HOME	0- 1	0- 1	6- 0			
3- 6	0- 0	0- 0	AWAY	0- 0	0- 1	3- 4			
1- 0	0- 0	0- 0	NEUTRAL	0- 0	0- 0	1- 0			
4- 4	0- 0	0- 1	NON-CONFERENCE	0- 1	0- 0	4- 2			
1- 1	0- 0	0- 0	HOME	0- 1	0- 0	1- 0			
2- 3	0- 0	0- 1	AWAY	0- 0	0- 0	2- 2			
1- 0	0- 0	0- 0	NEUTRAL	0- 0	0- 0	1- 0			
6- 4	0- 0	0- 0	CONFERENCE	0- 0	0- 2	6- 2			
5- 1	0- 0	0- 0	HOME	0- 0	0- 1	5- 0			
1- 3	0- 0	0- 0	AWAY	0- 0	0- 1	1- 2			
0- 0	0- 0	0- 0	NEUTRAL	0- 0	0- 0	0- 0			

RPI 1-25			RPI 26-50			RPI 51-100			RPI 101+ Team's RPI: 211		
RPI	S	Opponent	Score	RPI	S	Opponent	Score	RPI	S	Opponent	Score
				32	A	Florida	59 83	72	H	UNC Wilmington	70 72
								131	H	Liberty	64 79
								138	A	High Point	58 84
								178	H	Furman	80 78
								207	A	Clemson	82 77
								215	A	Campbell	56 70
								223	H	Radford	79 69
								233	H	Winthrop	83 78
								240	A	Col. of Charleston	64 45
								243	A	South Carolina St.	65 68
								263	A	Western Caro.	65 69
								265	H	Presbyterian	76 67
								290	H	Coastal Caro.	69 66
								316	N	Maine	78 63
								322	A	Gardner-Webb	63 53
								329	A	UNC Asheville	68 75
								329	H	UNC Asheville	88 70
LAST 12 Division I GAMES:											
329	H	UNC Asheville	88 70	329	A	UNC Asheville	68 75				
290	H	Coastal Caro.	69 66	322	A	Gardner-Webb	63 53				
138	A	High Point	58 84	233	H	Winthrop	83 78				
215	A	Campbell	56 70	265	H	Presbyterian	76 67				
131	H	Liberty	64 79	316	N	Maine	78 63				
223	H	Radford	79 69	32	A	Florida	59 83				

Non-Div I Games: Southern Wesleyan 115 57 Voorhees 67 39 Bluefield Col. 81 43

Charleston So.

Loss, Non-Conf, S Site, H Home A Away N Neutral

Average RPI Win:	204	WON-LOST	WINNING	LAST 12	STRENGTH OF	OPP. STRENGTH	TEAM	ADJ.	CONF.	ADJ CONF.
Average RPI Loss:	59	RECORD	PCT. RANK	GAMES	SCHEDULE	OF SCHEDULE	RPI	RPI	RPI	RPI
DIV. I ONLY	15- 8	86	9- 3	159	89	107	107	9	9	
DIV. I NON-CONF.	8- 6	130	2- 1	85	73	71	71	8	8	
TOTALS	RPI 1-25	RPI 26-50	W-L RECORDS	RPI 51-100	RPI 101-150	RPI 150+				
15- 8	0- 2	0- 2	OVERALL	1- 3	2- 1	12- 0				
9- 2	0- 1	0- 0	HOME	0- 1	1- 0	8- 0				
5- 4	0- 1	0- 1	AWAY	1- 1	0- 0	4- 0				
1- 2	0- 0	0- 1	NEUTRAL	0- 1	1- 0	0- 0				
8- 6	0- 1	0- 1	NON-CONFERENCE	1- 3	1- 1	6- 0				
5- 1	0- 0	0- 0	HOME	0- 1	0- 0	5- 0				
2- 3	0- 1	0- 0	AWAY	1- 1	0- 1	1- 0				
1- 2	0- 0	0- 1	NEUTRAL	0- 1	1- 0	0- 0				
7- 2	0- 1	0- 1	CONFERENCE	0- 0	1- 0	6- 0				
4- 1	0- 1	0- 0	HOME	0- 0	1- 0	3- 0				
3- 1	0- 0	0- 1	AWAY	0- 0	0- 0	3- 0				
0- 0	0- 0	0- 0	NEUTRAL	0- 0	0- 0	0- 0				

RPI S	Opponent	Score	RPI S	Opponent	Score	RPI S	Opponent	Score	RPI S	Opponent	Score	Team's RPI: 107
13	A Ohio St.	58 88	32	N Florida	73 82	61	A Florida St.	62 64	114	N Albany (NY)	61 59	
20	H St. Bonaventure	63 68	43	A Temple	55 65	72	H UNC Wilmington	73 74	130	A LIU Brooklyn	72 81	
						81	A VCU	68 58	134	H La Salle	77 66	
						99	N Auburn	58 68	178	H Furman	89 53	
									181	A Virginia Tech	71 65	
									200	H Elon	89 58	
									203	A Fordham	61 41	
									209	A George Washington	61 60	
									210	A Xavier	58 54	
									218	H Arkansas St.	78 48	
									229	H Massachusetts	80 58	
									257	H Saint Louis	61 52	
									261	H N.C. A&T	87 63	
									265	H Presbyterian	58 42	
									314	H Rhode Island	72 35	
LAST 12 Division I GAMES:												
314	H Rhode Island	72 35	209	A George Washington	61 60							
229	H Massachusetts	80 58	257	H Saint Louis	61 52							
43	A Temple	55 65	210	A Xavier	58 54							
203	A Fordham	61 41	178	H Furman	89 53							
20	H St. Bonaventure	63 68	114	N Albany (NY)	61 59							
134	H La Salle	77 66	99	N Auburn	58 68							

Non-Div I Games:

Charlotte

Chattanooga

Through Games Of Sunday, February 5, 2012

Average RPI Win:	232	WON-LOST	WINNING	LAST 12	STRENGTH OF	OPP. STRENGTH	TEAM	ADJ.	CONF.	ADJ CONF.
Average RPI Loss:	60	RECORD	PCT. RANK	GAMES	SCHEDULE	OF SCHEDULE	RPI	RPI	RPI	RPI
DIV. I ONLY	16- 6	55	9- 3	142	145	63	63	17	17	
DIV. I NON-CONF.	5- 4	136	1- 1	32	21	23	23	22	22	
TOTALS	RPI 1-25	RPI 26-50	W-L RECORDS	RPI 51-100	RPI 101-150	RPI 150+				
16- 6	0- 2	0- 0	OVERALL	1- 3	2- 1	13- 0				
9- 0	0- 0	0- 0	HOME	1- 0	1- 0	7- 0				
7- 4	0- 2	0- 0	AWAY	0- 1	1- 1	6- 0				
0- 2	0- 0	0- 0	NEUTRAL	0- 2	0- 0	0- 0				
5- 4	0- 2	0- 0	NON-CONFERENCE	1- 2	1- 0	3- 0				
3- 0	0- 0	0- 0	HOME	1- 0	0- 0	2- 0				
2- 2	0- 2	0- 0	AWAY	0- 0	1- 0	1- 0				
0- 2	0- 0	0- 0	NEUTRAL	0- 2	0- 0	0- 0				
11- 2	0- 0	0- 0	CONFERENCE	0- 1	1- 1	10- 0				
6- 0	0- 0	0- 0	HOME	0- 0	1- 0	5- 0				
5- 2	0- 0	0- 0	AWAY	0- 1	0- 1	5- 0				
0- 0	0- 0	0- 0	NEUTRAL	0- 0	0- 0	0- 0				

RPI 1-25				RPI 26-50				RPI 51-100 Team's RPI: 63				RPI 101+			
RPI	S	Opponent	Score	RPI	S	Opponent	Score	RPI	S	Opponent	Score	RPI	S	Opponent	Score
1	A	Baylor	31 91					66	N	Idaho St.	62 65	109	A	Davidson	52 56
5	A	Tennessee	47 90					86	H	UAB	65 59	137	H	Samford	74 68
								87	A	Appalachian St.	51 62	139	A	Indiana St.	75 54
								89	N	Cincinnati	50 51	178	H	Furman	71 53
												200	A	Elon	59 46
												200	H	Elon	80 65
												240	A	Col. of Charleston	58 44
												245	H	Kennesaw St.	76 39
												263	H	Western Caro.	64 58
												268	H	Belmont	75 42
												272	A	East Tenn. St.	88 80
												280	A	Ga. Southern	66 60
												297	A	Wofford	51 39
												297	H	Wofford	74 67
												302	A	UNC Greensboro	63 46
												302	H	UNC Greensboro	63 44
LAST 12 Division I GAMES:															
297	A	Wofford	51 39	178	H	Furman	71 53								
200	H	Elon	80 65	297	H	Wofford	74 67								
302	H	UNC Greensboro	63 44	280	A	Ga. Southern	66 60								
109	A	Davidson	52 56	240	A	Col. of Charleston	58 44								
87	A	Appalachian St.	51 62	5	A	Tennessee	47 90								
137	H	Samford	74 68	272	A	East Tenn. St.	88 80								

Non-Div I Games:

Chattanooga

■ Loss,
 ■ Non-Conf, S Site,
 ■ Home
 ■ Away
 N Neutral

Average RPI Win:	315	WON-LOST	WINNING	LAST 12	STRENGTH OF	OPP. STRENGTH	TEAM	ADJ.	CONF.	ADJ CONF.
Average RPI Loss:	180	RECORD	PCT. RANK	GAMES	SCHEDULE	OF SCHEDULE	RPI	RPI	RPI	RPI
DIV. I ONLY	4- 17	312	3- 7	259	308	326	326	33	33	
DIV. I NON-CONF.	1- 15	336	0- 5	188	256	309	309	33	33	
TOTALS	RPI 1-25	RPI 26-50	W-L RECORDS	RPI 51-100	RPI 101-150	RPI 150+				
4- 17	0- 1	0- 0	OVERALL	0- 2	0- 2	4- 12				
3- 7	0- 0	0- 0	HOME	0- 1	0- 2	3- 4				
1- 8	0- 1	0- 0	AWAY	0- 1	0- 0	1- 6				
0- 2	0- 0	0- 0	NEUTRAL	0- 0	0- 0	0- 2				
1- 15	0- 1	0- 0	NON-CONFERENCE	0- 2	0- 2	1- 10				
1- 6	0- 0	0- 0	HOME	0- 1	0- 2	1- 3				
0- 7	0- 1	0- 0	AWAY	0- 1	0- 0	0- 5				
0- 2	0- 0	0- 0	NEUTRAL	0- 0	0- 0	0- 2				
3- 2	0- 0	0- 0	CONFERENCE	0- 0	0- 0	3- 2				
2- 1	0- 0	0- 0	HOME	0- 0	0- 0	2- 1				
1- 1	0- 0	0- 0	AWAY	0- 0	0- 0	1- 1				
0- 0	0- 0	0- 0	NEUTRAL	0- 0	0- 0	0- 0				

RPI 1-25				RPI 26-50				RPI 51-100				RPI 101+ Team's RPI: 326			
RPI	S	Opponent	Score	RPI	S	Opponent	Score	RPI	S	Opponent	Score	RPI	S	Opponent	Score
23	A	Purdue	49 76					75	H	Hampton	39 66	123	H	UNI	54 88
								84	A	Miami (OH)	60 74	139	H	Indiana St.	59 67
												152	A	Seattle	38 80
												180	N	Marshall	48 72
												194	A	Akron	48 82
												202	H	Northern Ill.	40 73
												204	H	Loyola Chicago	34 77
												214	A	Milwaukee	48 79
												216	H	Rice	50 77
												235	H	North Dakota	68 77
												242	A	Tex.-Pan American	39 43
												253	A	Ohio	37 65
												259	A	Southern Ill.	54 76
												271	N	Eastern Ky.	56 67
												282	H	Utah Valley	69 42
												310	H	Western Mich.	70 65
												328	H	NJIT	86 70
												341	A	Houston Baptist	79 66
LAST 12 Division I GAMES:															
328	H	NJIT	86 70	194	A	Akron	48 82								
235	H	North Dakota	68 77	84	A	Miami (OH)	60 74								
282	H	Utah Valley	69 42	139	H	Indiana St.	59 67								
341	A	Houston Baptist	79 66	214	A	Milwaukee	48 79								
242	A	Tex.-Pan American	39 43	202	H	Northern Ill.	40 73								
152	A	Seattle	38 80	310	H	Western Mich.	70 65								

Non-Div I Games: Ind.-Northwest 77 78 Trinity Int'l 85 54

Chicago St.

Loss, Non-Conf, S Site, H Home A Away N Neutral

Average RPI Win:	167	WON-LOST	WINNING	LAST 12	STRENGTH OF	OPP. STRENGTH	TEAM	ADJ.	CONF.	ADJ CONF.
Average RPI Loss:	63	RECORD	PCT. RANK	GAMES	SCHEDULE	OF SCHEDULE	RPI	RPI	RPI	RPI
DIV. I ONLY	11- 11	167	5- 7	44	41	89	89	2	2	
DIV. I NON-CONF.	9- 3	61	3- 0	213	161	181	181	1	1	
TOTALS	RPI 1-25	RPI 26-50	W-L RECORDS	RPI 51-100	RPI 101-150	RPI 150+				
11- 11	0- 6	1- 1	OVERALL	2- 1	3- 1	5- 2				
5- 5	0- 3	1- 1	HOME	0- 0	0- 1	4- 0				
3- 6	0- 3	0- 0	AWAY	0- 1	2- 0	1- 2				
3- 0	0- 0	0- 0	NEUTRAL	2- 0	1- 0	0- 0				
9- 3	0- 0	1- 0	NON-CONFERENCE	2- 1	1- 0	5- 2				
5- 0	0- 0	1- 0	HOME	0- 0	0- 0	4- 0				
1- 3	0- 0	0- 0	AWAY	0- 1	0- 0	1- 2				
3- 0	0- 0	0- 0	NEUTRAL	2- 0	1- 0	0- 0				
2- 8	0- 6	0- 1	CONFERENCE	0- 0	2- 1	0- 0				
0- 5	0- 3	0- 1	HOME	0- 0	0- 1	0- 0				
2- 3	0- 3	0- 0	AWAY	0- 0	2- 0	0- 0				
0- 0	0- 0	0- 0	NEUTRAL	0- 0	0- 0	0- 0				

RPI 1-25				RPI 26-50				RPI 51-100 Team's RPI: 89				RPI 101+			
RPI	S	Opponent	Score	RPI	S	Opponent	Score	RPI	S	Opponent	Score	RPI	S	Opponent	Score
2	A	Connecticut	37 80	35	H	St. John's (NY)	34 51	63	N	Chattanooga	51 50	103	A	Marquette	64 52
3	H	Notre Dame	50 76	46	H	Dayton	75 64	71	N	South Dakota St.	55 22	110	H	South Fla.	55 58
10	A	Rutgers	47 58					84	A	Miami (OH)	69 74	112	A	Syracuse	55 54
16	A	Villanova	53 62									138	N	High Point	62 40
19	H	Louisville	59 64									180	A	Marshall	47 55
24	H	Georgetown	54 65									181	A	Virginia Tech	66 55
												210	A	Xavier	60 69
												255	H	Morgan St.	64 60
												275	H	Longwood	70 54
												295	H	Evansville	64 34
												301	H	IPFW	74 42
LAST 12 Division I GAMES:															
24	H	Georgetown	54 65	3	H	Notre Dame	50 76								
103	A	Marquette	64 52	10	A	Rutgers	47 58								
112	A	Syracuse	55 54	110	H	South Fla.	55 58								
16	A	Villanova	53 62	138	N	High Point	62 40								
35	H	St. John's (NY)	34 51	181	A	Virginia Tech	66 55								
2	A	Connecticut	37 80	275	H	Longwood	70 54								

Non-Div I Games: Indianapolis 43 50

Cincinnati

Loss, Non-Conf, S Site, H Home A Away N Neutral

Average RPI Win:	192	WON-LOST	WINNING	LAST 12	STRENGTH OF	OPP. STRENGTH	TEAM	ADJ.	CONF.	ADJ CONF.
Average RPI Loss:	97	RECORD	PCT. RANK	GAMES	SCHEDULE	OF SCHEDULE	RPI	RPI	RPI	RPI
DIV. I ONLY	6- 15	277	2- 10	84	84	207	207	6	6	
DIV. I NON-CONF.	4- 7	228	0- 2	208	218	272	272	4	4	
TOTALS	RPI 1-25	RPI 26-50	W-L RECORDS	RPI 51-100	RPI 101-150	RPI 150+				
6- 15	0- 3	0- 2	OVERALL	0- 5	2- 1	4- 4				
3- 9	0- 2	0- 2	HOME	0- 3	1- 0	2- 2				
3- 6	0- 1	0- 0	AWAY	0- 2	1- 1	2- 2				
0- 0	0- 0	0- 0	NEUTRAL	0- 0	0- 0	0- 0				
4- 7	0- 0	0- 1	NON-CONFERENCE	0- 3	1- 0	3- 3				
3- 4	0- 0	0- 1	HOME	0- 2	1- 0	2- 1				
1- 3	0- 0	0- 0	AWAY	0- 1	0- 0	1- 2				
0- 0	0- 0	0- 0	NEUTRAL	0- 0	0- 0	0- 0				
2- 8	0- 3	0- 1	CONFERENCE	0- 2	1- 1	1- 1				
0- 5	0- 2	0- 1	HOME	0- 1	0- 0	0- 1				
2- 3	0- 1	0- 0	AWAY	0- 1	1- 1	1- 0				
0- 0	0- 0	0- 0	NEUTRAL	0- 0	0- 0	0- 0				

RPI 1-25				RPI 26-50				RPI 51-100				RPI 101+ Team's RPI: 207			
RPI	S	Opponent	Score	RPI	S	Opponent	Score	RPI	S	Opponent	Score	RPI	S	Opponent	Score
8	H	Duke	37 81	31	H	South Carolina	48 65	61	A	Florida St.	47 59	101	A	North Carolina	52 47
14	A	Miami (FL)	47 68	40	H	Virginia	47 54	69	H	North Carolina St.	46 62	108	A	Wake Forest	65 94
15	H	Georgia Tech	54 63					83	A	Providence	63 73	109	H	Davidson	72 62
								86	H	UAB	36 51	178	A	Furman	68 67
								92	H	Illinois	50 61	181	A	Virginia Tech	55 51
												181	H	Virginia Tech	33 55
												195	A	Oakland	51 63
												211	H	Charleston So.	77 82
												243	H	South Carolina St.	83 38
												261	A	N.C. A&T	66 76
												342	H	N.C. Central	68 48
LAST 12 Division I GAMES:															
14	A	Miami (FL)	47 68	101	A	North Carolina	52 47								
181	A	Virginia Tech	55 51	40	H	Virginia	47 54								
15	H	Georgia Tech	54 63	61	A	Florida St.	47 59								
8	H	Duke	37 81	181	H	Virginia Tech	33 55								
108	A	Wake Forest	65 94	86	H	UAB	36 51								
69	H	North Carolina St.	46 62	83	A	Providence	63 73								

Non-Div I Games:

Clemson

■ Loss,
 ■ Non-Conf,
 ■ S Site,
 ■ H Home
 ■ A Away
 N Neutral

Average RPI Win:	253	WON-LOST	WINNING	LAST 12	STRENGTH OF	OPP. STRENGTH	TEAM	ADJ.	CONF.	ADJ CONF.
Average RPI Loss:	174	RECORD	PCT. RANK	GAMES	SCHEDULE	OF SCHEDULE	RPI	RPI	RPI	RPI
DIV. I ONLY	7- 14	254	3- 8	290	208	287	287	13	13	
DIV. I NON-CONF.	4- 6	212	0- 0	308	239	308	308	17	17	
TOTALS	RPI 1-25	RPI 26-50	W-L RECORDS	RPI 51-100	RPI 101-150	RPI 150+				
7- 14	0- 1	0- 0	OVERALL	0- 2	1- 0	6- 11				
3- 8	0- 0	0- 0	HOME	0- 1	1- 0	2- 7				
3- 6	0- 1	0- 0	AWAY	0- 1	0- 0	3- 4				
1- 0	0- 0	0- 0	NEUTRAL	0- 0	0- 0	1- 0				
4- 6	0- 0	0- 0	NON-CONFERENCE	0- 2	0- 0	4- 4				
2- 3	0- 0	0- 0	HOME	0- 1	0- 0	2- 2				
1- 3	0- 0	0- 0	AWAY	0- 1	0- 0	1- 2				
1- 0	0- 0	0- 0	NEUTRAL	0- 0	0- 0	1- 0				
3- 8	0- 1	0- 0	CONFERENCE	0- 0	1- 0	2- 7				
1- 5	0- 0	0- 0	HOME	0- 0	1- 0	0- 5				
2- 3	0- 1	0- 0	AWAY	0- 0	0- 0	2- 2				
0- 0	0- 0	0- 0	NEUTRAL	0- 0	0- 0	0- 0				

RPI 1-25				RPI 26-50				RPI 51-100				RPI 101+ Team's RPI: 287			
RPI	S	Opponent	Score	RPI	S	Opponent	Score	RPI	S	Opponent	Score	RPI	S	Opponent	Score
18	A	Green Bay	58 80					92	H	Illinois	42 72	141	H	Ill.-Chicago	83 80
								95	A	Toledo	42 81	155	H	Detroit	43 50
												160	H	Wright St.	54 64
												164	A	Ole Miss	63 74
												193	A	Butler	43 67
												193	H	Butler	62 68
												194	H	Akron	74 84
												203	A	Fordham	43 52
												204	H	Loyola Chicago	67 85
												214	A	Milwaukee	68 58
												219	A	Youngstown St.	48 70
												253	H	Ohio	66 56
												262	H	Cornell	59 79
												270	H	Tennessee St.	74 56
												284	A	Valparaiso	49 45
												284	H	Valparaiso	48 66
												299	N	Murray St.	68 61
												310	A	Western Mich.	72 66
LAST 12 Division I GAMES:															
284	H	Valparaiso	48 66	204	H	Loyola Chicago	67 85								
193	H	Butler	62 68	141	H	Ill.-Chicago	83 80								
155	H	Detroit	43 50	193	A	Butler	43 67								
160	H	Wright St.	54 64	284	A	Valparaiso	49 45								
18	A	Green Bay	58 80	219	A	Youngstown St.	48 70								
214	A	Milwaukee	68 58	164	A	Ole Miss	63 74								

Non-Div I Games: Lake Erie 62 48

Cleveland St.

Average RPI Win:	266	WON-LOST	WINNING	LAST 12	STRENGTH OF	OPP. STRENGTH	TEAM	ADJ.	CONF.	ADJ CONF.
Average RPI Loss:	234	RECORD	PCT. RANK	GAMES	SCHEDULE	OF SCHEDULE	RPI	RPI	RPI	RPI
DIV. I ONLY	7- 8	189	5- 7	338	324	290	290	26	26	
DIV. I NON-CONF.	3- 2	116	1- 1	338	331	315	315	30	30	
TOTALS	RPI 1-25	RPI 26-50	W-L RECORDS	RPI 51-100	RPI 101-150	RPI 150+				
7- 8	0- 0	0- 0	OVERALL	0- 0	0- 2	7- 6				
6- 1	0- 0	0- 0	HOME	0- 0	0- 1	6- 0				
1- 6	0- 0	0- 0	AWAY	0- 0	0- 1	1- 5				
0- 1	0- 0	0- 0	NEUTRAL	0- 0	0- 0	0- 1				
3- 2	0- 0	0- 0	NON-CONFERENCE	0- 0	0- 0	3- 2				
2- 0	0- 0	0- 0	HOME	0- 0	0- 0	2- 0				
1- 1	0- 0	0- 0	AWAY	0- 0	0- 0	1- 1				
0- 1	0- 0	0- 0	NEUTRAL	0- 0	0- 0	0- 1				
4- 6	0- 0	0- 0	CONFERENCE	0- 0	0- 2	4- 4				
4- 1	0- 0	0- 0	HOME	0- 0	0- 1	4- 0				
0- 5	0- 0	0- 0	AWAY	0- 0	0- 1	0- 4				
0- 0	0- 0	0- 0	NEUTRAL	0- 0	0- 0	0- 0				

RPI 1-25			RPI 26-50			RPI 51-100			RPI 101+			Team's RPI: 290
RPI	S	Opponent	Score	RPI	S	Opponent	Score	RPI	S	Opponent	Score	
								131	H	Liberty	45	82
								138	A	High Point	65	80
								211	A	Charleston So.	66	69
								215	A	Campbell	55	58
								223	H	Radford	58	56
								233	H	Winthrop	58	54
								240	H	Col. of Charleston	59	36
								243	N	South Carolina St.	59	61
								263	A	Western Caro.	66	56
								265	H	Presbyterian	52	49
								283	A	North Florida	37	67
								313	H	S.C. Upstate	61	56
								322	A	Gardner-Webb	63	73
								322	H	Gardner-Webb	54	40
								329	A	UNC Asheville	60	69
LAST 12 Division I GAMES:												
322	H	Gardner-Webb	54	40	322	A	Gardner-Webb	63	73			
211	A	Charleston So.	66	69	329	A	UNC Asheville	60	69			
215	A	Campbell	55	58	265	H	Presbyterian	52	49			
138	A	High Point	65	80	233	H	Winthrop	58	54			
223	H	Radford	58	56	313	H	S.C. Upstate	61	56			
131	H	Liberty	45	82	243	N	South Carolina St.	59	61			

Non-Div I Games: Southern Va. 83 68 St. Andrews 90 42 Converse 84 55 Coker 63 53 Coastal Caro.

Average RPI Win:	281	WON-LOST	WINNING	LAST 12	STRENGTH OF	OPP. STRENGTH	TEAM	ADJ.	CONF.	ADJ CONF.
Average RPI Loss:	136	RECORD	PCT. RANK	GAMES	SCHEDULE	OF SCHEDULE	RPI	RPI	RPI	RPI
DIV. I ONLY	6- 16	283	4- 7	120	199	240	240	17	17	
DIV. I NON-CONF.	1- 7	317	0- 1	31	47	159	159	22	22	
TOTALS	RPI 1-25	RPI 26-50	W-L RECORDS	RPI 51-100	RPI 101-150	RPI 150+				
6- 16	0- 1	0- 3	OVERALL	0- 2	0- 3	6- 7				
3- 7	0- 1	0- 0	HOME	0- 1	0- 2	3- 3				
3- 8	0- 0	0- 3	AWAY	0- 1	0- 1	3- 3				
0- 1	0- 0	0- 0	NEUTRAL	0- 0	0- 0	0- 1				
1- 7	0- 1	0- 3	NON-CONFERENCE	0- 0	0- 0	1- 3				
1- 2	0- 1	0- 0	HOME	0- 0	0- 0	1- 1				
0- 4	0- 0	0- 3	AWAY	0- 0	0- 0	0- 1				
0- 1	0- 0	0- 0	NEUTRAL	0- 0	0- 0	0- 1				
5- 9	0- 0	0- 0	CONFERENCE	0- 2	0- 3	5- 4				
2- 5	0- 0	0- 0	HOME	0- 1	0- 2	2- 2				
3- 4	0- 0	0- 0	AWAY	0- 1	0- 1	3- 2				
0- 0	0- 0	0- 0	NEUTRAL	0- 0	0- 0	0- 0				

RPI 1-25				RPI 26-50				RPI 51-100				RPI 101+ Team's RPI: 240			
RPI	S	Opponent	Score	RPI	S	Opponent	Score	RPI	S	Opponent	Score	RPI	S	Opponent	Score
2	H	Connecticut	24 72	27	A	Georgia	48 73	63	H	Chattanooga	44 58	109	A	Davidson	39 56
				31	A	South Carolina	40 59	87	A	Appalachian St.	52 71	109	H	Davidson	23 46
				41	A	Tulane	42 57					137	H	Samford	54 60
												154	N	Central Mich.	69 72
												178	H	Furman	51 60
												200	A	Elon	46 51
												211	H	Charleston So.	45 64
												249	H	East Carolina	58 43
												263	A	Western Caro.	45 59
												263	H	Western Caro.	54 39
												280	A	Ga. Southern	47 44
												280	H	Ga. Southern	34 35
												290	A	Coastal Caro.	36 59
												297	A	Wofford	56 55
												297	H	Wofford	49 44
												302	A	UNC Greensboro	52 42
LAST 12 Division I GAMES:															
109	H	Davidson	23 46	200	A	Elon	46 51								
263	A	Western Caro.	45 59	302	A	UNC Greensboro	52 42								
280	A	Ga. Southern	47 44	137	H	Samford	54 60								
263	H	Western Caro.	54 39	63	H	Chattanooga	44 58								
297	A	Wofford	56 55	154	N	Central Mich.	69 72								
280	H	Ga. Southern	34 35	41	A	Tulane	42 57								

Non-Div I Games: Wingate

60 69

Col. of Charleston

■ Loss,
 ■ Non-Conf,
 ■ S Site,
 ■ H Home
 ■ A Away
 N Neutral

C
o
l
g
a
t
e

Colgate				Through Games Of Sunday, February 5, 2012						
Average RPI Win:	268	WON-LOST	WINNING	LAST 12	STRENGTH OF	OPP. STRENGTH	TEAM	ADJ.	CONF.	ADJ CONF.
Average RPI Loss:	180	RECORD	PCT. RANK	GAMES	SCHEDULE	OF SCHEDULE	RPI	RPI	RPI	RPI
DIV. I ONLY		5- 18	303	4- 8	187	317	309	309	27	27
DIV. I NON-CONF.		3- 12	293	2- 2	205	308	307	307	31	31

TOTALS	RPI 1-25	RPI 26-50		W-L RECORDS		RPI 51-100	RPI 101-150		RPI 150+	
5- 18	0- 1	0- 0		OVERALL		0- 3	1- 1		4- 13	
4- 6	0- 1	0- 0		HOME		0- 1	1- 0		3- 4	
1- 10	0- 0	0- 0		AWAY		0- 1	0- 1		1- 8	
0- 2	0- 0	0- 0		NEUTRAL		0- 1	0- 0		0- 1	
3- 12	0- 1	0- 0		NON-CONFERENCE		0- 3	0- 1		3- 7	
2- 4	0- 1	0- 0		HOME		0- 1	0- 0		2- 2	
1- 6	0- 0	0- 0		AWAY		0- 1	0- 1		1- 4	
0- 2	0- 0	0- 0		NEUTRAL		0- 1	0- 0		0- 1	
2- 6	0- 0	0- 0		CONFERENCE		0- 0	1- 0		1- 6	
2- 2	0- 0	0- 0		HOME		0- 0	1- 0		1- 2	
0- 4	0- 0	0- 0		AWAY		0- 0	0- 0		0- 4	
0- 0	0- 0	0- 0		NEUTRAL		0- 0	0- 0		0- 0	

RPI 1-25				RPI 26-50				RPI 51-100				RPI 101+ Team's RPI: 309			
RPI	S	Opponent	Score	RPI	S	Opponent	Score	RPI	S	Opponent	Score	RPI	S	Opponent	Score
20	H	St. Bonaventure	49 68					51	N	UCLA	48 68	112	A	Syracuse	32 83
								80	H	Sacred Heart	51 78	147	H	Holy Cross	74 69
								90	A	San Diego	73 75	151	A	Cal St. Northridge	60 71
												153	A	Lehigh	82 85
												159	A	American	47 70
												159	H	American	43 56
												196	H	Iona	75 50
												198	A	Canisius	42 63
												222	A	Navy	52 61
												225	H	Bryant	74 76
												256	A	Vermont	49 61
												262	A	Cornell	56 59
												267	H	Niagara	60 61
												269	H	Army	54 61
												273	A	Lafayette	58 66
												289	N	Dartmouth	50 56
												328	A	NJIT	54 44
												331	H	Wagner	71 59
												340	H	Bucknell	73 66
LAST 12 Division I GAMES:															
159	A	American	47 70	340	H	Bucknell	73 66								
147	H	Holy Cross	74 69	159	H	American	43 56								
273	A	Lafayette	58 66	112	A	Syracuse	32 83								
222	A	Navy	52 61	196	H	Iona	75 50								
269	H	Army	54 61	20	H	St. Bonaventure	49 68								
153	A	Lehigh	82 85	328	A	NJIT	54 44								

Non-Div I Games:

Colgate

Colorado

Through Games Of Sunday, February 5, 2012

Average RPI Win:	194	WON-LOST	WINNING	LAST 12	STRENGTH OF	OPP. STRENGTH	TEAM	ADJ.	CONF.	ADJ CONF.
Average RPI Loss:	60	RECORD	PCT. RANK	GAMES	SCHEDULE	OF SCHEDULE	RPI	RPI	RPI	RPI
DIV. I ONLY	15- 7	73	5- 7	204	50	104	104	5	5	
DIV. I NON-CONF.	11- 0	1	1- 0	336	156	211	211	6	6	
TOTALS	RPI 1-25	RPI 26-50	W-L RECORDS	RPI 51-100	RPI 101-150	RPI 150+				
15- 7	0- 1	1- 1	OVERALL	2- 4	4- 1	8- 0				
8- 3	0- 1	1- 1	HOME	0- 1	2- 0	5- 0				
5- 4	0- 0	0- 0	AWAY	1- 3	2- 1	2- 0				
2- 0	0- 0	0- 0	NEUTRAL	1- 0	0- 0	1- 0				
11- 0	0- 0	0- 0	NON-CONFERENCE	1- 0	2- 0	8- 0				
7- 0	0- 0	0- 0	HOME	0- 0	2- 0	5- 0				
2- 0	0- 0	0- 0	AWAY	0- 0	0- 0	2- 0				
2- 0	0- 0	0- 0	NEUTRAL	1- 0	0- 0	1- 0				
4- 7	0- 1	1- 1	CONFERENCE	1- 4	2- 1	0- 0				
1- 3	0- 1	1- 1	HOME	0- 1	0- 0	0- 0				
3- 4	0- 0	0- 0	AWAY	1- 3	2- 1	0- 0				
0- 0	0- 0	0- 0	NEUTRAL	0- 0	0- 0	0- 0				

RPI 1-25				RPI 26-50				RPI 51-100				RPI 101+				Team's RPI: 104
RPI	S	Opponent	Score	RPI	S	Opponent	Score	RPI	S	Opponent	Score	RPI	S	Opponent	Score	
4	H	Stanford	54 80	30	H	California	55 68	51	H	UCLA	54 62	116	H	Denver	71 36	
				45	H	Southern California	69 67	59	A	Arizona St.	43 64	121	A	Oregon	62 67	
								62	A	Oregon St.	45 65	122	A	Arizona	56 54	
								73	A	Washington St.	57 56	133	H	Wisconsin	58 48	
								78	N	Creighton	52 49	140	A	Utah	58 52	
								96	A	Washington	67 75	185	A	Colorado St.	72 53	
												242	N	Tex.-Pan American	67 49	
												278	H	San Francisco	84 66	
												281	H	Northern Ariz.	84 60	
												284	H	Valparaiso	60 32	
												288	H	Idaho	68 59	
												317	A	A&M-Corpus Christi	71 58	
												332	H	Weber St.	77 59	
LAST 12 Division I GAMES:																
121	A	Oregon	62 67	4	H	Stanford	54 80									
62	A	Oregon St.	45 65	30	H	California	55 68									
51	H	UCLA	54 62	73	A	Washington St.	57 56									
45	H	Southern California	69 67	96	A	Washington	67 75									
122	A	Arizona	56 54	140	A	Utah	58 52									
59	A	Arizona St.	43 64	78	N	Creighton	52 49									

Non-Div I Games:

Colorado

■ Loss,
 ■ Non-Conf,
 S Site,
 ■ Home
 ■ Away
 N Neutral

Average RPI Win:	246	WON-LOST	WINNING	LAST 12	STRENGTH OF	OPP. STRENGTH	TEAM	ADJ.	CONF.	ADJ CONF.
Average RPI Loss:	120	RECORD	PCT. RANK	GAMES	SCHEDULE	OF SCHEDULE	RPI	RPI	RPI	RPI
DIV. I ONLY	9- 13	225	7- 5	115	205	185	185	22	22	
DIV. I NON-CONF.	3- 11	289	1- 3	67	180	149	149	23	23	
TOTALS	RPI 1-25	RPI 26-50	W-L RECORDS	RPI 51-100	RPI 101-150	RPI 150+				
9- 13	0- 0	0- 0	OVERALL	0- 4	1- 5	8- 4				
6- 3	0- 0	0- 0	HOME	0- 2	1- 1	5- 0				
3- 8	0- 0	0- 0	AWAY	0- 1	0- 4	3- 3				
0- 2	0- 0	0- 0	NEUTRAL	0- 1	0- 0	0- 1				
3- 11	0- 0	0- 0	NON-CONFERENCE	0- 4	0- 4	3- 3				
2- 3	0- 0	0- 0	HOME	0- 2	0- 1	2- 0				
1- 6	0- 0	0- 0	AWAY	0- 1	0- 3	1- 2				
0- 2	0- 0	0- 0	NEUTRAL	0- 1	0- 0	0- 1				
6- 2	0- 0	0- 0	CONFERENCE	0- 0	1- 1	5- 1				
4- 0	0- 0	0- 0	HOME	0- 0	1- 0	3- 0				
2- 2	0- 0	0- 0	AWAY	0- 0	0- 1	2- 1				
0- 0	0- 0	0- 0	NEUTRAL	0- 0	0- 0	0- 0				

RPI 1-25			RPI 26-50			RPI 51-100			RPI 101+			Team's RPI: 185
RPI	S	Opponent	Score	RPI	S	Opponent	Score	RPI	S	Opponent	Score	
						59 H Arizona St.	52 56	104 H Colorado		53 72		
						68 H Bowling Green	57 70	116 A Denver		61 64		
						74 N Michigan St.	45 72	119 A San Diego St.		57 66		
						95 A Toledo	51 58	123 A UNI		50 61		
								127 A Montana St.		69 87		
								129 H UNLV		74 62		
								152 A Seattle		43 61		
								156 A Northern Colo.		60 66		
								175 A TCU		71 79		
								182 H Tulsa		87 68		
								189 N Indiana		39 47		
								213 H Wyoming		62 58		
								228 A Boise St.		60 52		
								235 H North Dakota		58 52		
								296 A CSU Bakersfield		65 63		
								307 H New Mexico		61 54		
								311 A Air Force		77 39		
								311 H Air Force		73 39		
LAST 12 Division I GAMES:												
						311 A Air Force	77 39	175 A TCU		71 79		
						129 H UNLV	74 62	311 H Air Force		73 39		
						119 A San Diego St.	57 66	152 A Seattle		43 61		
						307 H New Mexico	61 54	296 A CSU Bakersfield		65 63		
						213 H Wyoming	62 58	68 H Bowling Green		57 70		
						228 A Boise St.	60 52	189 N Indiana		39 47		

Non-Div I Games: Maryville (MO) 73 35

Colorado St.

■ Loss,
 ■ Non-Conf, S Site,
 ■ Home
 ■ Away
 N Neutral

Average RPI Win:	247	WON-LOST	WINNING	LAST 12	STRENGTH OF	OPP. STRENGTH	TEAM	ADJ.	CONF.	ADJ CONF.
Average RPI Loss:	211	RECORD	PCT. RANK	GAMES	SCHEDULE	OF SCHEDULE	RPI	RPI	RPI	RPI
DIV. I ONLY	2- 17	330	1- 11	277	329	338	338	18	18	
DIV. I NON-CONF.	2- 12	311	1- 6	273	340	338	338	19	19	
TOTALS	RPI 1-25	RPI 26-50	W-L RECORDS	RPI 51-100	RPI 101-150	RPI 150+				
2- 17	0- 1	0- 0	OVERALL	0- 2	0- 3	2- 11				
2- 8	0- 0	0- 0	HOME	0- 1	0- 1	2- 6				
0- 9	0- 1	0- 0	AWAY	0- 1	0- 2	0- 5				
0- 0	0- 0	0- 0	NEUTRAL	0- 0	0- 0	0- 0				
2- 12	0- 0	0- 0	NON-CONFERENCE	0- 2	0- 2	2- 8				
2- 5	0- 0	0- 0	HOME	0- 1	0- 0	2- 4				
0- 7	0- 0	0- 0	AWAY	0- 1	0- 2	0- 4				
0- 0	0- 0	0- 0	NEUTRAL	0- 0	0- 0	0- 0				
0- 5	0- 1	0- 0	CONFERENCE	0- 0	0- 1	0- 3				
0- 3	0- 0	0- 0	HOME	0- 0	0- 1	0- 2				
0- 2	0- 1	0- 0	AWAY	0- 0	0- 0	0- 1				
0- 0	0- 0	0- 0	NEUTRAL	0- 0	0- 0	0- 0				

RPI	S	Opponent	Score	RPI	S	Opponent	Score	RPI	S	Opponent	Score	RPI	S	Opponent	Score	Team's RPI: 338
25	A	Princeton	35 94					80	A	Sacred Heart	42 60	115	A	Fairfield	44 54	
								90	H	San Diego	32 54	130	A	LIU Brooklyn	50 58	
												149	H	Harvard	56 68	
												225	H	Bryant	77 74	
												230	A	Penn	50 75	
												246	H	Hawaii	55 66	
												247	A	Fairleigh Dickinson	51 71	
												255	H	Morgan St.	66 70	
												256	H	Vermont	52 63	
												262	H	Cornell	44 54	
												269	H	Army	63 58	
												273	A	Lafayette	45 53	
												277	H	Long Beach St.	61 70	
												289	H	Dartmouth	44 59	
												331	A	Wagner	54 66	
												336	A	St. Francis (NY)	44 48	
LAST 12 Division I GAMES:																
149	H	Harvard	56 68	273	A	Lafayette	45 53									
289	H	Dartmouth	44 59	225	H	Bryant	77 74									
230	A	Penn	50 75	247	A	Fairleigh Dickinson	51 71									
262	H	Cornell	44 54	130	A	LIU Brooklyn	50 58									
25	A	Princeton	35 94	115	A	Fairfield	44 54									
255	H	Morgan St.	66 70	246	H	Hawaii	55 66									

Non-Div I Games:

Columbia

■ Loss,
 ■ Non-Conf, S Site,
 ■ Home
 ■ Away
 N Neutral

Connecticut

Through Games Of Sunday, February 5, 2012

Average RPI Win:	94	WON-LOST	WINNING	LAST 12	STRENGTH OF	OPP. STRENGTH	TEAM	ADJ.	CONF.	ADJ CONF.
Average RPI Loss:	2	RECORD	PCT. RANK	GAMES	SCHEDULE	OF SCHEDULE	RPI	RPI	RPI	RPI
DIV. I ONLY	21- 2	7	11- 1	3	15	2	2	2	2	2
DIV. I NON-CONF.	12- 1	8	3- 0	3	26	1	1	1	1	1
TOTALS	RPI 1-25	RPI 26-50	W-L RECORDS	RPI 51-100	RPI 101-150	RPI 150+				
21- 2	6- 2	1- 0	OVERALL	4- 0	6- 0	4- 0				
15- 0	3- 0	1- 0	HOME	4- 0	5- 0	2- 0				
6- 2	3- 2	0- 0	AWAY	0- 0	1- 0	2- 0				
0- 0	0- 0	0- 0	NEUTRAL	0- 0	0- 0	0- 0				
12- 1	3- 1	1- 0	NON-CONFERENCE	1- 0	4- 0	3- 0				
10- 0	2- 0	1- 0	HOME	1- 0	4- 0	2- 0				
2- 1	1- 1	0- 0	AWAY	0- 0	0- 0	1- 0				
0- 0	0- 0	0- 0	NEUTRAL	0- 0	0- 0	0- 0				
9- 1	3- 1	0- 0	CONFERENCE	3- 0	2- 0	1- 0				
5- 0	1- 0	0- 0	HOME	3- 0	1- 0	0- 0				
4- 1	2- 1	0- 0	AWAY	0- 0	1- 0	1- 0				
0- 0	0- 0	0- 0	NEUTRAL	0- 0	0- 0	0- 0				

RPI 1-25				RPI 26-50				RPI 51-100				RPI 101+			
RPI	S	Opponent	Score	RPI	S	Opponent	Score	RPI	S	Opponent	Score	RPI	S	Opponent	Score
1	A	Baylor	61 66	46	H	Dayton	78 38	52	H	West Virginia	79 60	101	H	North Carolina	86 35
3	A	Notre Dame	67 74					77	H	Towson	92 31	110	H	South Fla.	77 62
4	H	Stanford	68 58					83	H	Providence	96 35	112	A	Syracuse	95 54
7	H	Texas A&M	81 51					89	H	Cincinnati	80 37	113	H	Pacific	112 53
8	A	Duke	61 45									115	H	Fairfield	93 40
10	H	Rutgers	66 34									147	H	Holy Cross	77 37
16	A	Villanova	72 49									163	A	Seton Hall	70 37
21	A	DePaul	88 44									208	H	Buffalo	90 34
												240	A	Col. of Charleston	72 24
												247	H	Fairleigh Dickinson	74 28
LAST 12 Division I GAMES:															
10	H	Rutgers	66 34	101	H	North Carolina	86 35								
8	A	Duke	61 45	16	A	Villanova	72 49								
110	H	South Fla.	77 62	83	H	Providence	96 35								
112	A	Syracuse	95 54	3	A	Notre Dame	67 74								
21	A	DePaul	88 44	52	H	West Virginia	79 60								
89	H	Cincinnati	80 37	115	H	Fairfield	93 40								

Non-Div I Games:

Connecticut

■ Loss,
 ■ Non-Conf, S Site,
 ■ Home
 ■ Away
 N Neutral

Average RPI Win:	224	WON-LOST	WINNING	LAST 12	STRENGTH OF	OPP. STRENGTH	TEAM	ADJ.	CONF.	ADJ CONF.
Average RPI Loss:	96	RECORD	PCT. RANK	GAMES	SCHEDULE	OF SCHEDULE	RPI	RPI	RPI	RPI
DIV. I ONLY	12- 10	143	11- 1	139	168	135	135	28	28	
DIV. I NON-CONF.	4- 8	240	3- 0	75	61	82	82	25	25	
TOTALS	RPI 1-25	RPI 26-50	W-L RECORDS	RPI 51-100	RPI 101-150	RPI 150+				
12- 10	0- 1	0- 0	OVERALL	2- 5	1- 2	9- 2				
4- 4	0- 1	0- 0	HOME	0- 2	1- 0	3- 1				
7- 6	0- 0	0- 0	AWAY	1- 3	0- 2	6- 1				
1- 0	0- 0	0- 0	NEUTRAL	1- 0	0- 0	0- 0				
4- 8	0- 1	0- 0	NON-CONFERENCE	1- 3	1- 2	2- 2				
1- 3	0- 1	0- 0	HOME	0- 1	1- 0	0- 1				
2- 5	0- 0	0- 0	AWAY	0- 2	0- 2	2- 1				
1- 0	0- 0	0- 0	NEUTRAL	1- 0	0- 0	0- 0				
8- 2	0- 0	0- 0	CONFERENCE	1- 2	0- 0	7- 0				
3- 1	0- 0	0- 0	HOME	0- 1	0- 0	3- 0				
5- 1	0- 0	0- 0	AWAY	1- 1	0- 0	4- 0				
0- 0	0- 0	0- 0	NEUTRAL	0- 0	0- 0	0- 0				

RPI 1-25				RPI 26-50				RPI 51-100				RPI 101+ Team's RPI: 135			
RPI	S	Opponent	Score	RPI	S	Opponent	Score	RPI	S	Opponent	Score	RPI	S	Opponent	Score
24	H	Georgetown	54 70					54	A	Oklahoma St.	35 59	108	A	Wake Forest	58 80
								70	N	Boston U.	59 44	112	A	Syracuse	50 56
								75	A	Hampton	69 66	150	H	UMBC	68 60
								75	H	Hampton	50 76	158	H	Saint Francis (PA)	67 69
								77	H	Towson	59 61	188	A	Robert Morris	47 62
								81	A	VCU	66 74	203	A	Fordham	61 60
								85	A	Howard	52 63	243	A	South Carolina St.	57 39
												255	A	Morgan St.	80 77
												261	H	N.C. A&T	85 63
												264	A	Savannah St.	71 45
												274	A	Norfolk St.	61 58
												274	H	Norfolk St.	67 62
												275	A	Longwood	73 51
												342	H	N.C. Central	84 44
LAST 12 Division I GAMES:															
255	A	Morgan St.	80 77	75	H	Hampton	50 76								
274	A	Norfolk St.	61 58	243	A	South Carolina St.	57 39								
75	A	Hampton	69 66	264	A	Savannah St.	71 45								
261	H	N.C. A&T	85 63	275	A	Longwood	73 51								
342	H	N.C. Central	84 44	203	A	Fordham	61 60								
274	H	Norfolk St.	67 62	70	N	Boston U.	59 44								

Non-Div I Games: Cheyney 94 39

Coppin St.

Average RPI Win: 285	WON-LOST	WINNING	LAST 12	STRENGTH OF	OPP. STRENGTH	TEAM	ADJ.	CONF.	ADJ CONF.
Average RPI Loss: 160	RECORD	PCT. RANK	GAMES	SCHEDULE	OF SCHEDULE	RPI	RPI	RPI	RPI
DIV. I ONLY	7- 10	224	5- 5	322	248	262	262	18	18
DIV. I NON-CONF.	4- 8	240	2- 3	305	301	266	266	19	19
TOTALS	RPI 1-25	RPI 26-50	W-L RECORDS	RPI 51-100	RPI 101-150	RPI 150+			
7- 10	0- 1	0- 0	OVERALL	0- 2	0- 1	7- 6			
3- 4	0- 0	0- 0	HOME	0- 1	0- 1	3- 2			
4- 6	0- 1	0- 0	AWAY	0- 1	0- 0	4- 4			
0- 0	0- 0	0- 0	NEUTRAL	0- 0	0- 0	0- 0			
4- 8	0- 0	0- 0	NON-CONFERENCE	0- 2	0- 0	4- 6			
2- 3	0- 0	0- 0	HOME	0- 1	0- 0	2- 2			
2- 5	0- 0	0- 0	AWAY	0- 1	0- 0	2- 4			
0- 0	0- 0	0- 0	NEUTRAL	0- 0	0- 0	0- 0			
3- 2	0- 1	0- 0	CONFERENCE	0- 0	0- 1	3- 0			
1- 1	0- 0	0- 0	HOME	0- 0	0- 1	1- 0			
2- 1	0- 1	0- 0	AWAY	0- 0	0- 0	2- 0			
0- 0	0- 0	0- 0	NEUTRAL	0- 0	0- 0	0- 0			

RPI 1-25				RPI 26-50				RPI 51-100				RPI 101+ Team's RPI: 262			
RPI	S	Opponent	Score	RPI	S	Opponent	Score	RPI	S	Opponent	Score	RPI	S	Opponent	Score
25	A	Princeton	35 64					67	H	Eastern Mich.	52 54	149	H	Harvard	57 67
								98	A	South Dakota	56 79	173	A	Manhattan	49 73
												191	A	William & Mary	54 85
												192	H	New Hampshire	62 63
												198	A	Canisius	45 62
												203	A	Fordham	40 39
												230	A	Penn	67 53
												234	H	Binghamton	48 61
												275	A	Longwood	61 68
												287	A	Cleveland St.	79 59
												289	H	Dartmouth	49 45
												309	H	Colgate	59 56
												338	A	Columbia	54 44
												340	H	Bucknell	65 45
LAST 12 Division I GAMES:															
289	H	Dartmouth	49 45	203	A	Fordham	40 39								
149	H	Harvard	57 67	198	A	Canisius	45 62								
230	A	Penn	67 53	173	A	Manhattan	49 73								
338	A	Columbia	54 44	340	H	Bucknell	65 45								
25	A	Princeton	35 64	234	H	Binghamton	48 61								
98	A	South Dakota	56 79	287	A	Cleveland St.	79 59								

Non-Div I Games: Neb. Omaha 63 51 Ithaca 60 40

Cornell

Loss, Non-Conf, S Site, H Home A Away N Neutral

Creighton

Through Games Of Sunday, February 5, 2012

Average RPI Win:	180	WON-LOST	WINNING	LAST 12	STRENGTH OF	OPP. STRENGTH	TEAM	ADJ.	CONF.	ADJ CONF.
Average RPI Loss:	71	RECORD	PCT. RANK	GAMES	SCHEDULE	OF SCHEDULE	RPI	RPI	RPI	RPI
DIV. I ONLY	12- 10	143	6- 6	36	109	78	78	10	10	
DIV. I NON-CONF.	6- 5	141	0- 1	18	117	58	58	10	10	
TOTALS	RPI 1-25	RPI 26-50	W-L RECORDS	RPI 51-100	RPI 101-150	RPI 150+				
12- 10	0- 2	0- 3	OVERALL	3- 2	3- 3	6- 0				
7- 4	0- 1	0- 1	HOME	3- 1	2- 1	2- 0				
5- 5	0- 1	0- 2	AWAY	0- 1	1- 1	4- 0				
0- 1	0- 0	0- 0	NEUTRAL	0- 0	0- 1	0- 0				
6- 5	0- 2	0- 1	NON-CONFERENCE	2- 1	0- 1	4- 0				
2- 2	0- 1	0- 0	HOME	2- 1	0- 0	0- 0				
4- 2	0- 1	0- 1	AWAY	0- 0	0- 0	4- 0				
0- 1	0- 0	0- 0	NEUTRAL	0- 0	0- 1	0- 0				
6- 5	0- 0	0- 2	CONFERENCE	1- 1	3- 2	2- 0				
5- 2	0- 0	0- 1	HOME	1- 0	2- 1	2- 0				
1- 3	0- 0	0- 1	AWAY	0- 1	1- 1	0- 0				
0- 0	0- 0	0- 0	NEUTRAL	0- 0	0- 0	0- 0				

RPI 1-25				RPI 26-50				RPI 51-100 Team's RPI: 78				RPI 101+			
RPI	S	Opponent	Score	RPI	S	Opponent	Score	RPI	S	Opponent	Score	RPI	S	Opponent	Score
3	H	Notre Dame	48 76	33	A	Kansas	59 73	68	H	Bowling Green	49 47	104	N	Colorado	49 52
22	A	Nebraska	55 66	50	A	Missouri St.	60 70	69	H	North Carolina St.	74 67	111	A	Illinois St.	66 79
				50	H	Missouri St.	55 63	91	A	Wichita St.	58 65	123	H	UNI	65 50
								91	H	Wichita St.	61 59	139	A	Indiana St.	64 62
								98	H	South Dakota	53 56	146	H	Drake	44 47
												148	H	Bradley	72 68
												213	A	Wyoming	66 50
												235	A	North Dakota	72 54
												238	A	North Dakota St.	71 51
												259	H	Southern Ill.	66 59
												285	A	UTSA	54 53
												295	H	Evansville	65 33
LAST 12 Division I GAMES:															
50	H	Missouri St.	55 63	259	H	Southern Ill.	66 59	91	A	Wichita St.	58 65	50	A	Missouri St.	60 70
91	H	Wichita St.	61 59	295	H	Evansville	65 33	146	H	Drake	44 47	104	N	Colorado	49 52
148	H	Bradley	72 68												
123	H	UNI	65 50												
111	A	Illinois St.	66 79												
139	A	Indiana St.	64 62												

Non-Div I Games:

Creighton

■ Loss,
 ■ Non-Conf,
 ■ S Site,
 ■ H Home
 ■ A Away
 N Neutral

Average RPI Win:	301	WON-LOST	WINNING	LAST 12	STRENGTH OF	OPP. STRENGTH	TEAM	ADJ.	CONF.	ADJ CONF.
Average RPI Loss:	138	RECORD	PCT. RANK	GAMES	SCHEDULE	OF SCHEDULE	RPI	RPI	RPI	RPI
DIV. I ONLY	3- 16	323	1- 11	175	147	289	289	18	18	
DIV. I NON-CONF.	2- 12	311	0- 7	142	105	273	273	19	19	
TOTALS	RPI 1-25	RPI 26-50	W-L RECORDS	RPI 51-100	RPI 101-150	RPI 150+				
3- 16	0- 2	0- 1	OVERALL	0- 4	0- 3	3- 6				
0- 8	0- 1	0- 0	HOME	0- 2	0- 2	0- 3				
2- 7	0- 1	0- 1	AWAY	0- 1	0- 1	2- 3				
1- 1	0- 0	0- 0	NEUTRAL	0- 1	0- 0	1- 0				
2- 12	0- 2	0- 1	NON-CONFERENCE	0- 3	0- 2	2- 4				
0- 5	0- 1	0- 0	HOME	0- 1	0- 1	0- 2				
1- 6	0- 1	0- 1	AWAY	0- 1	0- 1	1- 2				
1- 1	0- 0	0- 0	NEUTRAL	0- 1	0- 0	1- 0				
1- 4	0- 0	0- 0	CONFERENCE	0- 1	0- 1	1- 2				
0- 3	0- 0	0- 0	HOME	0- 1	0- 1	0- 1				
1- 1	0- 0	0- 0	AWAY	0- 0	0- 0	1- 1				
0- 0	0- 0	0- 0	NEUTRAL	0- 0	0- 0	0- 0				

RPI 1-25				RPI 26-50				RPI 51-100				RPI 101+ Team's RPI: 289			
RPI	S	Opponent	Score	RPI	S	Opponent	Score	RPI	S	Opponent	Score	RPI	S	Opponent	Score
11	A	Kansas St.	20 54	30	A	California	39 80	58	N	Saint Joseph's	48 85	134	H	La Salle	47 60
24	H	Georgetown	38 77					82	H	Yale	65 89	147	A	Holy Cross	63 65
								83	A	Providence	48 63	149	H	Harvard	63 71
								88	H	Hartford	42 60	177	H	Brown	50 74
												192	H	New Hampshire	53 58
												225	H	Bryant	45 63
												256	A	Vermont	72 62
												262	A	Cornell	45 49
												275	A	Longwood	76 86
												277	A	Long Beach St.	52 66
												309	N	Colgate	56 50
												338	A	Columbia	59 44
LAST 12 Division I GAMES:															
262	A	Cornell	45 49	147	A	Holy Cross	63 65								
338	A	Columbia	59 44	24	H	Georgetown	38 77								
82	H	Yale	65 89	134	H	La Salle	47 60								
177	H	Brown	50 74	30	A	California	39 80								
275	A	Longwood	76 86	277	A	Long Beach St.	52 66								
149	H	Harvard	63 71	88	H	Hartford	42 60								

Non-Div I Games:

Dartmouth

■ Loss,
■ Non-Conf, S Site,
■ Home
■ Away
N Neutral

Davidson

Through Games Of Sunday, February 5, 2012

Average RPI Win:	221	WON-LOST	WINNING	LAST 12	STRENGTH OF	OPP. STRENGTH	TEAM	ADJ.	CONF.	ADJ CONF.
Average RPI Loss:	141	RECORD	PCT. RANK	GAMES	SCHEDULE	OF SCHEDULE	RPI	RPI	RPI	RPI
DIV. I ONLY	14- 7	83	9- 3	190	218	109	109	17	17	
DIV. I NON-CONF.	4- 5	200	1- 1	234	158	109	109	22	22	
TOTALS	RPI 1-25	RPI 26-50	W-L RECORDS	RPI 51-100	RPI 101-150	RPI 150+				
14- 7	0- 1	0- 0	OVERALL	2- 1	0- 3	12- 2				
9- 1	0- 0	0- 0	HOME	1- 0	0- 1	8- 0				
5- 6	0- 1	0- 0	AWAY	1- 1	0- 2	4- 2				
0- 0	0- 0	0- 0	NEUTRAL	0- 0	0- 0	0- 0				
4- 5	0- 1	0- 0	NON-CONFERENCE	0- 1	0- 2	4- 1				
3- 0	0- 0	0- 0	HOME	0- 0	0- 0	3- 0				
1- 5	0- 1	0- 0	AWAY	0- 1	0- 2	1- 1				
0- 0	0- 0	0- 0	NEUTRAL	0- 0	0- 0	0- 0				
10- 2	0- 0	0- 0	CONFERENCE	2- 0	0- 1	8- 1				
6- 1	0- 0	0- 0	HOME	1- 0	0- 1	5- 0				
4- 1	0- 0	0- 0	AWAY	1- 0	0- 0	3- 1				
0- 0	0- 0	0- 0	NEUTRAL	0- 0	0- 0	0- 0				

RPI S	Opponent	Score	RPI S	Opponent	Score	RPI S	Opponent	Score	RPI S	Opponent	Score	Team's RPI: 109
25	A Princeton	44 53				63	H Chattanooga	56 52	108	A Wake Forest	66 68	
						78	A Duquesne	53 84	137	H Samford	65 73	
						87	A Appalachian St.	55 52	138	A High Point	69 82	
									178	A Furman	61 50	
									178	H Furman	78 57	
									200	H Elon	75 66	
									207	A Clemson	62 72	
									223	A Radford	81 68	
									233	H Winthrop	80 65	
									240	A Col. of Charleston	46 23	
									240	H Col. of Charleston	56 39	
									263	A Western Caro.	64 46	
									263	H Western Caro.	58 45	
									280	H Ga. Southern	72 48	
									297	A Wofford	59 63	
									319	H Mercer	75 60	
									322	H Gardner-Webb	67 46	
LAST 12 Division I GAMES:												
240	A Col. of Charleston	46 23	297	A Wofford	59 63							
178	H Furman	78 57	178	A Furman	61 50							
63	H Chattanooga	56 52	200	H Elon	75 66							
137	H Samford	65 73	108	A Wake Forest	66 68							
87	A Appalachian St.	55 52	223	A Radford	81 68							
263	H Western Caro.	58 45	280	H Ga. Southern	72 48							

Non-Div I Games:

Davidson

■ Loss,
 ■ Non-Conf, S Site,
 ■ Home
 ■ Away
 N Neutral

Average RPI Win:	172	WON-LOST	WINNING	LAST 12	STRENGTH OF	OPP. STRENGTH	TEAM	ADJ.	CONF.	ADJ CONF.
Average RPI Loss:	51	RECORD	PCT. RANK	GAMES	SCHEDULE	OF SCHEDULE	RPI	RPI	RPI	RPI
DIV. I ONLY	15- 5	43	10- 2	111	66	46	46	9	9	
DIV. I NON-CONF.	8- 4	89	3- 1	53	39	25	25	8	8	
TOTALS	RPI 1-25	RPI 26-50	W-L RECORDS	RPI 51-100	RPI 101-150	RPI 150+				
15- 5	0- 1	1- 2	OVERALL	3- 2	1- 0	10- 0				
5- 1	0- 0	1- 1	HOME	1- 0	0- 0	3- 0				
5- 3	0- 1	0- 0	AWAY	1- 2	0- 0	4- 0				
5- 1	0- 0	0- 1	NEUTRAL	1- 0	1- 0	3- 0				
8- 4	0- 1	0- 1	NON-CONFERENCE	2- 2	1- 0	5- 0				
3- 0	0- 0	0- 0	HOME	1- 0	0- 0	2- 0				
0- 3	0- 1	0- 0	AWAY	0- 2	0- 0	0- 0				
5- 1	0- 0	0- 1	NEUTRAL	1- 0	1- 0	3- 0				
7- 1	0- 0	1- 1	CONFERENCE	1- 0	0- 0	5- 0				
2- 1	0- 0	1- 1	HOME	0- 0	0- 0	1- 0				
5- 0	0- 0	0- 0	AWAY	1- 0	0- 0	4- 0				
0- 0	0- 0	0- 0	NEUTRAL	0- 0	0- 0	0- 0				

RPI 1-25				RPI 26-50				Team's RPI: 46				RPI 51-100				RPI 101+			
RPI	S	Opponent	Score	RPI	S	Opponent	Score	RPI	S	Opponent	Score	RPI	S	Opponent	Score	RPI	S	Opponent	Score
2	A	Connecticut	38 78	26	N	Gonzaga	76 82	58	A	Saint Joseph's	65 51	110	N	South Fla.	73 63				
				39	H	Richmond	81 78	68	H	Bowling Green	69 38	160	H	Wright St.	77 69				
				43	H	Temple	57 61	89	A	Cincinnati	64 75	199	H	Boston College	69 60				
								92	N	Illinois	80 66	203	A	Fordham	62 37				
								95	A	Toledo	51 61	208	N	Buffalo	94 74				
												209	A	George Washington	74 56				
												210	A	Xavier	74 65				
												229	A	Massachusetts	80 55				
												234	N	Binghamton	60 50				
												247	N	Fairleigh Dickinson	84 48				
												314	H	Rhode Island	97 46				
LAST 12 Division I GAMES:																			
210	A	Xavier	74 65	58	A	Saint Joseph's	65 51												
209	A	George Washington	74 56	314	H	Rhode Island	97 46												
39	H	Richmond	81 78	234	N	Binghamton	60 50												
203	A	Fordham	62 37	110	N	South Fla.	73 63												
229	A	Massachusetts	80 55	26	N	Gonzaga	76 82												
43	H	Temple	57 61	92	N	Illinois	80 66												

Non-Div I Games:

Dayton

■ Loss,
 ■ Non-Conf,
 S Site,
 ■ Home
 ■ Away
 N Neutral

Average RPI Win: 127	WON-LOST	WINNING	LAST 12	STRENGTH OF	OPP. STRENGTH	TEAM	ADJ.	CONF.	ADJ CONF.
Average RPI Loss: 47	RECORD	PCT. RANK	GAMES	SCHEDULE	OF SCHEDULE	RPI	RPI	RPI	RPI
DIV. I ONLY	17- 7	63	7- 5	19	20	21	21	2	2
DIV. I NON-CONF.	12- 2	20	3- 0	43	64	32	32	1	1
TOTALS	RPI 1-25	RPI 26-50	W-L RECORDS	RPI 51-100	RPI 101-150	RPI 150+			
17- 7	3- 4	1- 0	OVERALL	3- 1	2- 2	8- 0			
10- 1	1- 1	1- 0	HOME	2- 0	1- 0	5- 0			
6- 4	2- 2	0- 0	AWAY	1- 1	1- 1	2- 0			
1- 2	0- 1	0- 0	NEUTRAL	0- 0	0- 1	1- 0			
12- 2	1- 1	0- 0	NON-CONFERENCE	3- 0	2- 1	6- 0			
7- 0	0- 0	0- 0	HOME	2- 0	1- 0	4- 0			
4- 0	1- 0	0- 0	AWAY	1- 0	1- 0	1- 0			
1- 2	0- 1	0- 0	NEUTRAL	0- 0	0- 1	1- 0			
5- 5	2- 3	1- 0	CONFERENCE	0- 1	0- 1	2- 0			
3- 1	1- 1	1- 0	HOME	0- 0	0- 0	1- 0			
2- 4	1- 2	0- 0	AWAY	0- 1	0- 1	1- 0			
0- 0	0- 0	0- 0	NEUTRAL	0- 0	0- 0	0- 0			

RPI	S	Opponent	Score	RPI	S	Opponent	Score	RPI	S	Opponent	Score	RPI	S	Opponent	Score
2	H	Connecticut	44 88	35	H	St. John's (NY)	69 52	55	H	St. Mary's (CA)	96 68	110	A	South Fla.	63 66
3	A	Notre Dame	70 90					59	H	Arizona St.	73 55	111	A	Illinois St.	73 54
5	N	Tennessee	61 84					83	A	Providence	52 60	119	N	San Diego St.	74 82
10	A	Rutgers	64 65					99	A	Northwestern	88 72	137	H	Samford	86 57
19	H	Louisville	86 61									163	A	Seton Hall	71 59
24	A	Georgetown	59 50									165	H	Pittsburgh	86 83
25	A	Princeton	78 67									172	N	Portland	99 64
												187	H	SIU Edwardsville	75 65
												202	H	Northern Ill.	65 46
												204	H	Loyola Chicago	70 65
												246	A	Hawaii	90 65
												259	H	Southern Ill.	93 67
LAST 12 Division I GAMES:															
3	A	Notre Dame	70 90	165	H	Pittsburgh	86 83								
19	H	Louisville	86 61	83	A	Providence	52 60								
163	A	Seton Hall	71 59	24	A	Georgetown	59 50								
10	A	Rutgers	64 65	202	H	Northern Ill.	65 46								
2	H	Connecticut	44 88	259	H	Southern Ill.	93 67								
110	A	South Fla.	63 66	111	A	Illinois St.	73 54								

Non-Div I Games:

DePaul

■ Loss,
 ■ Non-Conf, S Site,
 ■ Home
 ■ Away
 N Neutral

Delaware

Average RPI Win: **104**
Average RPI Loss: **12**

WON-LOST
RECORD

WINNING
PCT. RANK

LAST 12
GAMES

Through Games Of Sunday, February 5, 2012
STRENGTH OF
SCHEDULE

OPP. STRENGTH
OF SCHEDULE

TEAM
RPI

ADJ.
RPI

CONF.
RPI

ADJ CONF.
RPI

DIV. I ONLY	20- 1	4	11- 1	24	29	6	6	7	7
DIV. I NON-CONF.	9- 1	16	1- 1	25	3	5	5	7	7
TOTALS	RPI 1-25	RPI 26-50	W-L RECORDS	RPI 51-100	RPI 101-150	RPI 150+			
20- 1	3- 1	2- 0	OVERALL	9- 0	1- 0	5- 0			
9- 0	0- 0	1- 0	HOME	6- 0	0- 0	2- 0			
10- 1	3- 1	1- 0	AWAY	3- 0	1- 0	2- 0			
1- 0	0- 0	0- 0	NEUTRAL	0- 0	0- 0	1- 0			
9- 1	3- 1	1- 0	NON-CONFERENCE	2- 0	1- 0	2- 0			
3- 0	0- 0	1- 0	HOME	1- 0	0- 0	1- 0			
5- 1	3- 1	0- 0	AWAY	1- 0	1- 0	0- 0			
1- 0	0- 0	0- 0	NEUTRAL	0- 0	0- 0	1- 0			
11- 0	0- 0	1- 0	CONFERENCE	7- 0	0- 0	3- 0			
6- 0	0- 0	0- 0	HOME	5- 0	0- 0	1- 0			
5- 0	0- 0	1- 0	AWAY	2- 0	0- 0	2- 0			
0- 0	0- 0	0- 0	NEUTRAL	0- 0	0- 0	0- 0			

RPI 1-25				Team's RPI: 6		RPI 26-50				RPI 51-100				RPI 101+			
RPI	S	Opponent	Score	RPI	S	Opponent	Score	RPI	S	Opponent	Score	RPI	S	Opponent	Score		
12	A	Maryland	76 85	28	H	Penn St.	80 71	56	H	Hofstra	84 66	108	A	Wake Forest	70 57		
16	A	Villanova	64 56	36	A	James Madison	72 65	72	A	UNC Wilmington	62 53	179	A	George Mason	66 54		
20	A	St. Bonaventure	61 49					72	H	UNC Wilmington	69 37	191	H	William & Mary	73 57		
25	A	Princeton	81 70					77	A	Towson	65 46	227	A	Northeastern	70 54		
								77	H	Towson	74 51	249	N	East Carolina	60 40		
								81	H	VCU	68 49	314	H	Rhode Island	89 53		
								82	H	Yale	77 45						
								83	A	Providence	68 47						
								93	H	Drexel	60 49						
LAST 12 Division I GAMES:																	
81	H	VCU	68 49	227	A	Northeastern	70 54										
72	A	UNC Wilmington	62 53	72	H	UNC Wilmington	69 37										
36	A	James Madison	72 65	179	A	George Mason	66 54										
56	H	Hofstra	84 66	77	H	Towson	74 51										
93	H	Drexel	60 49	12	A	Maryland	76 85										
77	A	Towson	65 46	249	N	East Carolina	60 40										

Non-Div I Games:

Delaware

Loss, Non-Conf, S Site, H Home A Away N Neutral

Average RPI Win:	339	WON-LOST	WINNING	LAST 12	STRENGTH OF	OPP. STRENGTH	TEAM	ADJ.	CONF.	ADJ CONF.
Average RPI Loss:	197	RECORD	PCT. RANK	GAMES	SCHEDULE	OF SCHEDULE	RPI	RPI	RPI	RPI
DIV. I ONLY	2- 17	330	2- 10	306	319	337	337	28	28	
DIV. I NON-CONF.	1- 10	329	1- 5	221	258	326	326	25	25	
TOTALS	RPI 1-25	RPI 26-50	W-L RECORDS	RPI 51-100	RPI 101-150	RPI 150+				
2- 17	0- 1	0- 0	OVERALL	0- 3	0- 0	2- 13				
1- 7	0- 0	0- 0	HOME	0- 1	0- 0	1- 6				
1- 8	0- 1	0- 0	AWAY	0- 2	0- 0	1- 5				
0- 2	0- 0	0- 0	NEUTRAL	0- 0	0- 0	0- 2				
1- 10	0- 1	0- 0	NON-CONFERENCE	0- 2	0- 0	1- 7				
1- 3	0- 0	0- 0	HOME	0- 1	0- 0	1- 2				
0- 5	0- 1	0- 0	AWAY	0- 1	0- 0	0- 3				
0- 2	0- 0	0- 0	NEUTRAL	0- 0	0- 0	0- 2				
1- 7	0- 0	0- 0	CONFERENCE	0- 1	0- 0	1- 6				
0- 4	0- 0	0- 0	HOME	0- 0	0- 0	0- 4				
1- 3	0- 0	0- 0	AWAY	0- 1	0- 0	1- 2				
0- 0	0- 0	0- 0	NEUTRAL	0- 0	0- 0	0- 0				

RPI 1-25				RPI 26-50				RPI 51-100				RPI 101+ Team's RPI: 337			
RPI	S	Opponent	Score	RPI	S	Opponent	Score	RPI	S	Opponent	Score	RPI	S	Opponent	Score
12	A	Maryland	33 108					64	A	Texas	35 89	160	A	Wright St.	53 57
								77	H	Towson	59 70	166	H	Florida A&M	65 84
								85	A	Howard	49 59	170	N	FIU	57 73
												188	N	Robert Morris	67 75
												203	H	Fordham	48 63
												248	A	Md.-East. Shore	32 60
												248	H	Md.-East. Shore	56 69
												249	A	East Carolina	47 54
												261	A	N.C. A&T	49 57
												274	H	Norfolk St.	66 84
												283	A	North Florida	61 72
												328	H	NJIT	49 65
												330	H	Bethune-Cookman	50 52
												336	H	St. Francis (NY)	73 66
												342	A	N.C. Central	66 55
LAST 12 Division I GAMES:															
274	H	Norfolk St.	66 84	203	H	Fordham	48 63								
261	A	N.C. A&T	49 57	64	A	Texas	35 89								
342	A	N.C. Central	66 55	77	H	Towson	59 70								
166	H	Florida A&M	65 84	170	N	FIU	57 73								
330	H	Bethune-Cookman	50 52	283	A	North Florida	61 72								
248	H	Md.-East. Shore	56 69	336	H	St. Francis (NY)	73 66								

Non-Div I Games: Wilmington (DE) 80 32 Wesley 85 53

Delaware St.

■ Loss,
 ■ Non-Conf,
 ■ S Site,
 ■ Home
 ■ A Away
 N Neutral

Average RPI Win:	211	WON-LOST	WINNING	LAST 12	STRENGTH OF	OPP. STRENGTH	TEAM	ADJ.	CONF.	ADJ CONF.
Average RPI Loss:	118	RECORD	PCT. RANK	GAMES	SCHEDULE	OF SCHEDULE	RPI	RPI	RPI	RPI
DIV. I ONLY	16- 9	95	8- 4	174	137	116	116	19	19	
DIV. I NON-CONF.	8- 6	130	0- 1	93	160	76	76	14	14	
TOTALS	RPI 1-25	RPI 26-50	W-L RECORDS	RPI 51-100	RPI 101-150	RPI 150+				
16- 9	0- 0	0- 2	OVERALL	0- 1	3- 3	13- 3				
9- 2	0- 0	0- 1	HOME	0- 0	2- 1	7- 0				
7- 5	0- 0	0- 1	AWAY	0- 1	1- 1	6- 2				
0- 2	0- 0	0- 0	NEUTRAL	0- 0	0- 1	0- 1				
8- 6	0- 0	0- 1	NON-CONFERENCE	0- 1	2- 2	6- 2				
6- 0	0- 0	0- 0	HOME	0- 0	2- 0	4- 0				
2- 4	0- 0	0- 1	AWAY	0- 1	0- 1	2- 1				
0- 2	0- 0	0- 0	NEUTRAL	0- 0	0- 1	0- 1				
8- 3	0- 0	0- 1	CONFERENCE	0- 0	1- 1	7- 1				
3- 2	0- 0	0- 1	HOME	0- 0	0- 1	3- 0				
5- 1	0- 0	0- 0	AWAY	0- 0	1- 0	4- 1				
0- 0	0- 0	0- 0	NEUTRAL	0- 0	0- 0	0- 0				

RPI S	Opponent	Score	RPI S	Opponent	Score	RPI S	Opponent	Score	RPI S	Opponent	Score	Team's RPI: 116
29	A Vanderbilt	56 77	65	A UTEP	49 80	102	N UC Davis	51 60				
42	H Middle Tenn.	63 75				104	A Colorado	36 71				
						121	H Oregon	89 65				
						132	H Minnesota	72 63				
						144	A UALR	60 50				
						144	H UALR	51 53				
						156	A Northern Colo.	66 57				
						157	A North Texas	50 44				
						161	H Montana	53 52				
						162	N Portland St.	66 70				
						171	A South Ala.	51 57				
						185	H Colorado St.	64 61				
						213	H Wyoming	74 49				
						218	A Arkansas St.	58 49				
						218	H Arkansas St.	73 61				
						224	H Loyola Marymount	71 55				
						241	H Western Ky.	69 62				
						246	A Hawaii	64 78				
						258	A La.-Monroe	52 49				
						306	A La.-Lafayette	76 39				
						311	A Air Force	54 52				
						334	H Troy	73 51				
LAST 12 Division I GAMES:												
42	H Middle Tenn.	63 75	241	H Western Ky.	69 62							
306	A La.-Lafayette	76 39	171	A South Ala.	51 57							
144	A UALR	60 50	218	A Arkansas St.	58 49							
218	H Arkansas St.	73 61	144	H UALR	51 53							
157	A North Texas	50 44	334	H Troy	73 51							
258	A La.-Monroe	52 49	162	N Portland St.	66 70							

Non-Div I Games:

Denver

D
e
t
r
o
i
t

Detroit				Through Games Of Sunday, February 5, 2012						
Average RPI Win:	218	WON-LOST	WINNING	LAST 12	STRENGTH OF	OPP. STRENGTH	TEAM	ADJ.	CONF.	ADJ CONF.
Average RPI Loss:	118	RECORD	PCT. RANK	GAMES	SCHEDULE	OF SCHEDULE	RPI	RPI	RPI	RPI
DIV. I ONLY		12- 11	162	9- 3	147	156	155	155	13	13
DIV. I NON-CONF.		4- 8	240	1- 0	146	116	148	148	17	17
<hr/>										
TOTALS	RPI 1-25	RPI 26-50		W-L RECORDS		RPI 51-100	RPI 101-150		RPI 150+	
12- 11	0- 1	0- 1		OVERALL		1- 4	1- 3		10- 2	
8- 3	0- 1	0- 1		HOME		1- 1	1- 0		6- 0	
4- 5	0- 0	0- 0		AWAY		0- 1	0- 2		4- 2	
0- 3	0- 0	0- 0		NEUTRAL		0- 2	0- 1		0- 0	
<hr/>										
4- 8	0- 0	0- 1		NON-CONFERENCE		1- 4	0- 2		3- 1	
2- 2	0- 0	0- 1		HOME		1- 1	0- 0		1- 0	
2- 3	0- 0	0- 0		AWAY		0- 1	0- 1		2- 1	
0- 3	0- 0	0- 0		NEUTRAL		0- 2	0- 1		0- 0	
<hr/>										
8- 3	0- 1	0- 0		CONFERENCE		0- 0	1- 1		7- 1	
6- 1	0- 1	0- 0		HOME		0- 0	1- 0		5- 0	
2- 2	0- 0	0- 0		AWAY		0- 0	0- 1		2- 1	
0- 0	0- 0	0- 0		NEUTRAL		0- 0	0- 0		0- 0	

RPI 1-25				RPI 26-50				RPI 51-100				RPI 101+ Team's RPI: 155			
RPI	S	Opponent	Score	RPI	S	Opponent	Score	RPI	S	Opponent	Score	RPI	S	Opponent	Score
18	H	Green Bay	59 68	38	H	Michigan	51 61	67	H	Eastern Mich.	70 69	139	A	Indiana St.	62 64
								68	H	Bowling Green	49 57	140	N	Utah	55 64
								74	A	Michigan St.	41 64	141	A	Ill.-Chicago	59 66
								85	N	Howard	58 60	141	H	Ill.-Chicago	62 57
								93	N	Drexel	56 61	160	H	Wright St.	75 64
												193	H	Butler	72 60
												204	A	Loyola Chicago	76 66
												204	H	Loyola Chicago	83 59
												214	H	Milwaukee	71 48
												219	A	Youngstown St.	67 80
												254	A	Ball St.	87 68
												284	H	Valparaiso	68 52
												285	A	UTSA	55 59
												287	A	Cleveland St.	50 43
												301	H	IPFW	90 60
												310	A	Western Mich.	73 64

LAST 12 Division I GAMES:															
141	H	Ill.-Chicago	62 57	214	H	Milwaukee	71 48								
204	H	Loyola Chicago	83 59	204	A	Loyola Chicago	76 66								
287	A	Cleveland St.	50 43	141	A	Ill.-Chicago	59 66								
219	A	Youngstown St.	67 80	284	H	Valparaiso	68 52								
160	H	Wright St.	75 64	193	H	Butler	72 60								
18	H	Green Bay	59 68	310	A	Western Mich.	73 64								

Non-Div I Games:

Detroit

Drake

Through Games Of Sunday, February 5, 2012

Average RPI Win:	200	WON-LOST	WINNING	LAST 12	STRENGTH OF	OPP. STRENGTH	TEAM	ADJ.	CONF.	ADJ CONF.
Average RPI Loss:	78	RECORD	PCT. RANK	GAMES	SCHEDULE	OF SCHEDULE	RPI	RPI	RPI	RPI
DIV. I ONLY	11- 11	167	6- 6	129	93	146	146	10	10	
DIV. I NON-CONF.	6- 5	141	1- 0	194	53	168	168	10	10	
TOTALS	RPI 1-25	RPI 26-50	W-L RECORDS	RPI 51-100	RPI 101-150	RPI 150+				
11- 11	0- 0	0- 5	OVERALL	1- 3	3- 3	7- 0				
7- 4	0- 0	0- 2	HOME	0- 1	1- 1	6- 0				
4- 5	0- 0	0- 2	AWAY	1- 1	2- 2	1- 0				
0- 2	0- 0	0- 1	NEUTRAL	0- 1	0- 0	0- 0				
6- 5	0- 0	0- 3	NON-CONFERENCE	0- 1	1- 1	5- 0				
4- 1	0- 0	0- 1	HOME	0- 0	0- 0	4- 0				
2- 2	0- 0	0- 1	AWAY	0- 0	1- 1	1- 0				
0- 2	0- 0	0- 1	NEUTRAL	0- 1	0- 0	0- 0				
5- 6	0- 0	0- 2	CONFERENCE	1- 2	2- 2	2- 0				
3- 3	0- 0	0- 1	HOME	0- 1	1- 1	2- 0				
2- 3	0- 0	0- 1	AWAY	1- 1	1- 1	0- 0				
0- 0	0- 0	0- 0	NEUTRAL	0- 0	0- 0	0- 0				

RPI S	Opponent	Score	RPI S	Opponent	Score	RPI S	Opponent	Score	RPI S	Opponent	Score	Team's RPI: 146
			47 H Iowa St.	64 71		56 N Hofstra	60 70		111 A Illinois St.	67 71		
			48 A Iowa	46 71		78 A Creighton	47 44		123 H UNI	77 82		
			49 N Marist	47 50		91 A Wichita St.	41 63		133 A Wisconsin	65 54		
			50 A Missouri St.	46 78		91 H Wichita St.	56 74		139 A Indiana St.	67 59		
			50 H Missouri St.	66 69					141 A Ill.-Chicago	48 61		
									148 H Bradley	77 62		
									204 H Loyola Chicago	65 50		
									214 H Milwaukee	63 51		
									235 H North Dakota	74 60		
									238 H North Dakota St.	57 49		
									257 A Saint Louis	62 60		
									259 H Southern Ill.	73 59		
									295 H Evansville	67 53		
LAST 12 Division I GAMES:												
			91 H Wichita St.	56 74		295 H Evansville	67 53					
			50 H Missouri St.	66 69		259 H Southern Ill.	73 59					
			123 H UNI	77 82		50 A Missouri St.	46 78					
			148 H Bradley	77 62		91 A Wichita St.	41 63					
			139 A Indiana St.	67 59		78 A Creighton	47 44					
			111 A Illinois St.	67 71		204 H Loyola Chicago	65 50					

Non-Div I Games:

Drake

■ Loss,
 ■ Non-Conf,
 ■ S Site,
 ■ H Home
 ■ A Away
 N Neutral

Average RPI Win: 144	WON-LOST	WINNING	LAST 12	STRENGTH OF	OPP. STRENGTH	TEAM	ADJ.	CONF.	ADJ CONF.
Average RPI Loss: 93	RECORD	PCT. RANK	GAMES	SCHEDULE	OF SCHEDULE	RPI	RPI	RPI	RPI
DIV. I ONLY	11- 10	159	6- 6	71	52	93	93	7	7
DIV. I NON-CONF.	4- 6	212	0- 2	91	31	107	107	7	7
TOTALS	RPI 1-25	RPI 26-50	W-L RECORDS	RPI 51-100	RPI 101-150	RPI 150+			
11- 10	0- 2	1- 1	OVERALL	3- 3	1- 1	6- 3			
4- 5	0- 1	0- 1	HOME	1- 1	1- 1	2- 1			
6- 5	0- 1	1- 0	AWAY	2- 2	0- 0	3- 2			
1- 0	0- 0	0- 0	NEUTRAL	0- 0	0- 0	1- 0			
4- 6	0- 1	0- 1	NON-CONFERENCE	0- 1	1- 1	3- 2			
1- 3	0- 1	0- 1	HOME	0- 0	1- 1	0- 0			
2- 3	0- 0	0- 0	AWAY	0- 1	0- 0	2- 2			
1- 0	0- 0	0- 0	NEUTRAL	0- 0	0- 0	1- 0			
7- 4	0- 1	1- 0	CONFERENCE	3- 2	0- 0	3- 1			
3- 2	0- 0	0- 0	HOME	1- 1	0- 0	2- 1			
4- 2	0- 1	1- 0	AWAY	2- 1	0- 0	1- 0			
0- 0	0- 0	0- 0	NEUTRAL	0- 0	0- 0	0- 0			

RPI 1-25				RPI 26-50				RPI 51-100 Team's RPI: 93				RPI 101+			
RPI	S	Opponent	Score	RPI	S	Opponent	Score	RPI	S	Opponent	Score	RPI	S	Opponent	Score
6	A	Delaware	49 60	31	H	South Carolina	58 62	56	A	Hofstra	65 76	130	H	LIU Brooklyn	52 60
25	H	Princeton	51 63	36	A	James Madison	60 43	56	H	Hofstra	61 68	134	H	La Salle	72 59
								58	A	Saint Joseph's	50 59	155	N	Detroit	61 56
								72	A	UNC Wilmington	58 43	163	A	Seton Hall	64 77
								77	H	Towson	66 38	165	A	Pittsburgh	71 50
								81	A	VCU	47 41	179	H	George Mason	51 56
												194	A	Akron	67 60
												217	H	Georgia St.	65 38
												227	A	Northeastern	63 41
												227	H	Northeastern	66 39
												230	A	Penn	65 67
LAST 12 Division I GAMES:															
227	A	Northeastern	63 41	217	H	Georgia St.	65 38	36	A	James Madison	60 43	77	H	Towson	66 38
179	H	George Mason	51 56	56	A	Hofstra	61 68	56	A	Hofstra	65 76	25	H	Princeton	51 63
56	H	Hofstra	61 68	81	A	VCU	47 41	25	H	Princeton	51 63	31	H	South Carolina	58 62
81	A	VCU	47 41	6	A	Delaware	49 60								
6	A	Delaware	49 60	227	H	Northeastern	66 39								

Non-Div I Games:

Drexel

 Loss,
 Non-Conf,
S Site,
 Home
 Away
N Neutral

Duke				Through Games Of Sunday, February 5, 2012						
Average RPI Win:	118	WON-LOST	WINNING	LAST 12	STRENGTH OF	OPP. STRENGTH	TEAM	ADJ.	CONF.	ADJ CONF.
Average RPI Loss:	5	RECORD	PCT. RANK	GAMES	SCHEDULE	OF SCHEDULE	RPI	RPI	RPI	RPI
DIV. I ONLY	18- 3	17	11- 1	25	7	8	8	6	6	
DIV. I NON-CONF.	9- 3	61	2- 1	28	11	9	9	4	4	
TOTALS	RPI 1-25	RPI 26-50	W-L RECORDS	RPI 51-100	RPI 101-150	RPI 150+				
18- 3	3- 3	3- 0	OVERALL	4- 0	2- 0	6- 0				
10- 1	2- 1	1- 0	HOME	4- 0	1- 0	2- 0				
7- 1	1- 1	2- 0	AWAY	0- 0	1- 0	3- 0				
1- 1	0- 1	0- 0	NEUTRAL	0- 0	0- 0	1- 0				
9- 3	1- 3	2- 0	NON-CONFERENCE	2- 0	0- 0	4- 0				
5- 1	1- 1	0- 0	HOME	2- 0	0- 0	2- 0				
3- 1	0- 1	2- 0	AWAY	0- 0	0- 0	1- 0				
1- 1	0- 1	0- 0	NEUTRAL	0- 0	0- 0	1- 0				
9- 0	2- 0	1- 0	CONFERENCE	2- 0	2- 0	2- 0				
5- 0	1- 0	1- 0	HOME	2- 0	1- 0	0- 0				
4- 0	1- 0	0- 0	AWAY	0- 0	1- 0	2- 0				
0- 0	0- 0	0- 0	NEUTRAL	0- 0	0- 0	0- 0				

D
u
k
e

RPI 1-25		Team's RPI: 8	
RPI	Opponent	Score	
2	H Connecticut	45 61	
3	N Notre Dame	54 56	
9	A Kentucky	65 72	
12	H Maryland	80 72	
15	A Georgia Tech	79 62	
23	H Purdue	64 53	

RPI 26-50	
RPI	Opponent
40	H Virginia
43	A BYU
43	A Temple

RPI 51-100	
RPI	Opponent
61	H Florida St.
69	H North Carolina St.
72	H UNC Wilmington
99	H Auburn

RPI 101+	
RPI	Opponent
108	A Wake Forest
108	H Wake Forest
165	H Pittsburgh
181	A Virginia Tech
207	A Clemson
241	A Western Ky.
313	H S.C. Upstate
322	N Gardner-Webb

D
u
k
e

LAST 12 Division I GAMES:							
108	H Wake Forest	75	43	61	H Florida St.	73	66
2	H Connecticut	45	61	69	H North Carolina St.	83	59
207	A Clemson	81	37	108	A Wake Forest	76	58
12	H Maryland	80	72	40	H Virginia	77	66
15	A Georgia Tech	79	62	43	A Temple	65	54
181	A Virginia Tech	61	34	72	H UNC Wilmington	107	45

Non-Div I Games:

Duke

Through Games of Sunday, February 5, 1911									
Average RPI Win: 195	WON-LOST	WINNING	LAST 12	STRENGTH OF	OPP. STRENGTH	TEAM	ADJ.	CONF.	ADJ CONF.
Average RPI Loss: 88	RECORD	PCT. RANK	GAMES	SCHEDULE	OF SCHEDULE	RPI	RPI	RPI	RPI
DIV. I ONLY	15- 8	86	5- 7	124	101	78	78	9	9
DIV. I NON-CONF.	12- 3	43	2- 2	150	150	89	89	8	8

TOTALS	RPI 1-25	RPI 26-50	W-L RECORDS	RPI 51-100	RPI 101-150	RPI 150+			
15- 8	0- 2	0- 3	OVERALL	2- 1	1- 0	12- 2			
11- 1	0- 1	0- 0	HOME	2- 0	1- 0	8- 0			
3- 7	0- 1	0- 3	AWAY	0- 1	0- 0	3- 2			
1- 0	0- 0	0- 0	NEUTRAL	0- 0	0- 0	1- 0			
12- 3	0- 0	0- 2	NON-CONFERENCE	2- 0	1- 0	9- 1			
8- 0	0- 0	0- 0	HOME	2- 0	1- 0	5- 0			
3- 3	0- 0	0- 2	AWAY	0- 0	0- 0	3- 1			
1- 0	0- 0	0- 0	NEUTRAL	0- 0	0- 0	1- 0			
3- 5	0- 2	0- 1	CONFERENCE	0- 1	0- 0	3- 1			
3- 1	0- 1	0- 0	HOME	0- 0	0- 0	3- 0			
0- 4	0- 1	0- 1	AWAY	0- 1	0- 0	0- 1			
0- 0	0- 0	0- 0	NEUTRAL	0- 0	0- 0	0- 0			

RPI 1-25			RPI 26-50			RPI 51-100			Team's RPI: 78	RPI 101+		
RPI	S	Opponent	Score	RPI	S	Opponent	Score	RPI	S	Opponent	Score	
20	A	St. Bonaventure	53 61	32	A	Florida	49 62	52	H	West Virginia	61 55	109 H Davidson 84 53
20	H	St. Bonaventure	53 58	36	A	James Madison	49 56	58	A	Saint Joseph's	51 72	158 A Saint Francis (PA) 74 70
				43	A	Temple	64 67	84	H	Miami (OH)	64 63	165 A Pittsburgh 70 57
												188 H Robert Morris 66 63
												194 H Akron 77 70
												208 H Buffalo 90 46
												209 H George Washington 76 50
												210 H Xavier 68 49
												229 H Massachusetts 76 62
												235 A North Dakota 80 86
												238 A North Dakota St. 74 66
												253 H Ohio 83 60
												257 A Saint Louis 55 56
												312 H Morehead St. 86 53
												316 N Maine 76 38
LAST 12 Division I GAMES:												
257	A	Saint Louis	55 56	210	H	Xavier	68 49					
20	H	St. Bonaventure	53 58	20	A	St. Bonaventure	53 61					
58	A	Saint Joseph's	51 72	36	A	James Madison	49 56					
229	H	Massachusetts	76 62	188	H	Robert Morris	66 63					
209	H	George Washington	76 50	165	A	Pittsburgh	70 57					
43	A	Temple	64 67	32	A	Florida	49 62					

Non-Div I Games:

Duquesne

East Carolina

Through Games Of Sunday, February 5, 2012

Average RPI Win:	250	WON-LOST	WINNING	LAST 12	STRENGTH OF	OPP. STRENGTH	TEAM	ADJ.	CONF.	ADJ CONF.
Average RPI Loss:	128	RECORD	PCT. RANK	GAMES	SCHEDULE	OF SCHEDULE	RPI	RPI	RPI	RPI
DIV. I ONLY	4- 16	311	0- 12	57	203	249	249	11	11	
DIV. I NON-CONF.	4- 7	228	0- 3	120	213	289	289	18	18	
TOTALS	RPI 1-25	RPI 26-50	W-L RECORDS	RPI 51-100	RPI 101-150	RPI 150+				
4- 16	0- 1	0- 1	OVERALL	0- 5	0- 3	4- 6				
3- 5	0- 0	0- 1	HOME	0- 3	0- 1	3- 0				
0- 8	0- 0	0- 0	AWAY	0- 2	0- 1	0- 5				
1- 3	0- 1	0- 0	NEUTRAL	0- 0	0- 1	1- 1				
4- 7	0- 1	0- 0	NON-CONFERENCE	0- 3	0- 1	4- 2				
3- 1	0- 0	0- 0	HOME	0- 1	0- 0	3- 0				
0- 3	0- 0	0- 0	AWAY	0- 2	0- 0	0- 1				
1- 3	0- 1	0- 0	NEUTRAL	0- 0	0- 1	1- 1				
0- 9	0- 0	0- 1	CONFERENCE	0- 2	0- 2	0- 4				
0- 4	0- 0	0- 1	HOME	0- 2	0- 1	0- 0				
0- 5	0- 0	0- 0	AWAY	0- 0	0- 1	0- 4				
0- 0	0- 0	0- 0	NEUTRAL	0- 0	0- 0	0- 0				

RPI	S	Opponent	Score	RPI	S	Opponent	Score	RPI	S	Opponent	Score	RPI	S	Opponent	Score	Team's RPI: 249
6	N	Delaware	40 60	41	H	Tulane	49 63	65	H	UTEP	56 66	101	N	North Carolina	61 65	
								72	A	UNC Wilmington	53 64	106	A	Memphis	59 62	
								75	A	Hampton	48 76	106	H	Memphis	56 69	
								81	H	VCU	49 62	168	H	Monmouth	75 52	
								86	H	UAB	39 44	169	A	SMU	44 68	
												176	A	UCF	53 59	
												200	H	Elon	60 46	
												216	A	Rice	44 66	
												236	A	Southern Miss.	57 67	
												240	A	Col. of Charleston	43 58	
												273	N	Lafayette	57 64	
												293	N	Jacksonville	70 64	
												337	H	Delaware St.	54 47	
LAST 12 Division I GAMES:																
236	A	Southern Miss.	57 67	106	A	Memphis	59 62									
41	H	Tulane	49 63	86	H	UAB	39 44									
106	H	Memphis	56 69	176	A	UCF	53 59									
216	A	Rice	44 66	75	A	Hampton	48 76									
169	A	SMU	44 68	273	N	Lafayette	57 64									
65	H	UTEP	56 66	6	N	Delaware	40 60									

Non-Div I Games: St. Andrews 109 30 Virginia Intermont 82 33

East Carolina

Loss, Non-Conf, S Site, H Home A Away N Neutral

Average RPI Win:	307	WON-LOST	WINNING	LAST 12	STRENGTH OF	OPP. STRENGTH	TEAM	ADJ.	CONF.	ADJ CONF.
Average RPI Loss:	150	RECORD	PCT. RANK	GAMES	SCHEDULE	OF SCHEDULE	RPI	RPI	RPI	RPI
DIV. I ONLY	6- 17	292	5- 7	135	312	272	272	30	30	
DIV. I NON-CONF.	1- 10	329	0- 2	8	211	151	151	28	28	
TOTALS	RPI 1-25	RPI 26-50	W-L RECORDS	RPI 51-100	RPI 101-150	RPI 150+				
6- 17	0- 0	0- 4	OVERALL	0- 4	0- 2	6- 7				
5- 5	0- 0	0- 2	HOME	0- 1	0- 0	5- 2				
1- 10	0- 0	0- 1	AWAY	0- 2	0- 2	1- 4				
0- 2	0- 0	0- 0	NEUTRAL	0- 1	0- 0	0- 1				
1- 10	0- 0	0- 4	NON-CONFERENCE	0- 3	0- 1	1- 2				
1- 4	0- 0	0- 2	HOME	0- 1	0- 0	1- 1				
0- 4	0- 0	0- 2	AWAY	0- 1	0- 1	0- 0				
0- 2	0- 0	0- 0	NEUTRAL	0- 1	0- 0	0- 1				
5- 7	0- 0	0- 0	CONFERENCE	0- 1	0- 1	5- 5				
4- 1	0- 0	0- 0	HOME	0- 0	0- 0	4- 1				
1- 6	0- 0	0- 0	AWAY	0- 1	0- 1	1- 4				
0- 0	0- 0	0- 0	NEUTRAL	0- 0	0- 0	0- 0				

RPI 1-25				RPI 26-50				RPI 51-100				RPI 101+ Team's RPI: 272			
RPI	S	Opponent	Score	RPI	S	Opponent	Score	RPI	S	Opponent	Score	RPI	S	Opponent	Score
				37	H	LSU	68 71	63	H	Chattanooga	80 88	101	A	North Carolina	77 93
				39	A	Richmond	39 66	76	A	Fla. Gulf Coast	60 88	136	A	Stetson	60 68
				42	H	Middle Tenn.	63 78	86	N	UAB	47 59	173	N	Manhattan	53 86
				50	A	Missouri St.	70 81	87	A	Appalachian St.	65 89	245	A	Kennesaw St.	68 78
												245	H	Kennesaw St.	77 61
												266	H	Tennessee Tech	76 87
												268	H	Belmont	75 88
												283	A	North Florida	67 70
												293	A	Jacksonville	44 70
												312	H	Morehead St.	68 57
												313	A	S.C. Upstate	68 74
												313	H	S.C. Upstate	67 64
												319	A	Mercer	75 59
												319	H	Mercer	72 46
												335	H	Lipscomb	89 52
LAST 12 Division I GAMES:															
				245	A	Kennesaw St.	68 78	293	A	Jacksonville	44 70				
				319	A	Mercer	75 59	283	A	North Florida	67 70				
				313	A	S.C. Upstate	68 74	245	H	Kennesaw St.	77 61				
				37	H	LSU	68 71	319	H	Mercer	72 46				
				335	H	Lipscomb	89 52	313	H	S.C. Upstate	67 64				
				268	H	Belmont	75 88	63	H	Chattanooga	80 88				

Non-Div I Games:

East Tenn. St.

■ Loss,
 ■ Non-Conf, S Site,
 ■ Home
 ■ Away
 N Neutral

Average RPI Win:	241	WON-LOST	WINNING	LAST 12	STRENGTH OF	OPP. STRENGTH	TEAM	ADJ.	CONF.	ADJ CONF.
Average RPI Loss:	203	RECORD	PCT. RANK	GAMES	SCHEDULE	OF SCHEDULE	RPI	RPI	RPI	RPI
DIV. I ONLY	18- 4	21	12- 0	330	261	118	118	31	31	
DIV. I NON-CONF.	8- 4	89	2- 0	300	165	87	87	29	29	
TOTALS	RPI 1-25	RPI 26-50	W-L RECORDS	RPI 51-100	RPI 101-150	RPI 150+				
18- 4	0- 0	0- 0	OVERALL	0- 1	4- 1	14- 2				
10- 0	0- 0	0- 0	HOME	0- 0	3- 0	7- 0				
8- 4	0- 0	0- 0	AWAY	0- 1	1- 1	7- 2				
0- 0	0- 0	0- 0	NEUTRAL	0- 0	0- 0	0- 0				
8- 4	0- 0	0- 0	NON-CONFERENCE	0- 1	3- 1	5- 2				
4- 0	0- 0	0- 0	HOME	0- 0	2- 0	2- 0				
4- 4	0- 0	0- 0	AWAY	0- 1	1- 1	3- 2				
0- 0	0- 0	0- 0	NEUTRAL	0- 0	0- 0	0- 0				
10- 0	0- 0	0- 0	CONFERENCE	0- 0	1- 0	9- 0				
6- 0	0- 0	0- 0	HOME	0- 0	1- 0	5- 0				
4- 0	0- 0	0- 0	AWAY	0- 0	0- 0	4- 0				
0- 0	0- 0	0- 0	NEUTRAL	0- 0	0- 0	0- 0				

RPI 1-25				RPI 26-50				RPI 51-100				RPI 101+				Team's RPI: 118	
RPI	S	Opponent	Score	RPI	S	Opponent	Score	RPI	S	Opponent	Score	RPI	S	Opponent	Score		
								94	A	Missouri	54	56	111	H	Illinois St.	83	69
													128	H	UT Martin	70	63
													139	H	Indiana St.	75	60
													141	A	Ill.-Chicago	50	66
													148	A	Bradley	59	58
													187	A	SIU Edwardsville	73	70
													202	H	Northern Ill.	72	62
													210	A	Xavier	60	54
													239	H	Western Ill.	88	55
													260	A	IUPUI	64	49
													270	H	Tennessee St.	88	73
													279	A	San Jose St.	93	71
													284	A	Valparaiso	50	53
													286	H	Austin Peay	80	46
													294	A	Sacramento St.	85	89
													299	A	Murray St.	80	63
													299	H	Murray St.	76	51
													312	H	Morehead St.	78	58
													318	A	Southeast Mo. St.	73	46
													318	H	Southeast Mo. St.	74	48
													339	A	Jacksonville St.	71	55
LAST 12 Division I GAMES:																	
				312	H	Morehead St.	78 58					128	H	UT Martin	70 63		
				318	H	Southeast Mo. St.	74 48					318	A	Southeast Mo. St.	73 46		
				299	A	Murray St.	80 63					187	A	SIU Edwardsville	73 70		
				339	A	Jacksonville St.	71 55					210	A	Xavier	60 54		
				270	H	Tennessee St.	88 73					299	H	Murray St.	76 51		
				286	H	Austin Peay	80 46					202	H	Northern Ill.	72 62		

Non-Div I Games: Oakland City 93 32

Eastern Ill.

Average RPI Win:	296	WON-LOST	WINNING	LAST 12	STRENGTH OF	OPP. STRENGTH	TEAM	ADJ.	CONF.	ADJ CONF.
Average RPI Loss:	190	RECORD	PCT. RANK	GAMES	SCHEDULE	OF SCHEDULE	RPI	RPI	RPI	RPI
DIV. I ONLY	10- 11	184	7- 5	337	294	271	271	31	31	
DIV. I NON-CONF.	4- 6	212	1- 0	289	238	235	235	29	29	
TOTALS	RPI 1-25	RPI 26-50	W-L RECORDS	RPI 51-100	RPI 101-150	RPI 150+				
10- 11	0- 1	0- 0	OVERALL	0- 2	0- 1	10- 7				
4- 4	0- 1	0- 0	HOME	0- 0	0- 1	4- 2				
5- 5	0- 0	0- 0	AWAY	0- 1	0- 0	5- 4				
1- 2	0- 0	0- 0	NEUTRAL	0- 1	0- 0	1- 1				
4- 6	0- 1	0- 0	NON-CONFERENCE	0- 2	0- 0	4- 3				
2- 1	0- 1	0- 0	HOME	0- 0	0- 0	2- 0				
1- 3	0- 0	0- 0	AWAY	0- 1	0- 0	1- 2				
1- 2	0- 0	0- 0	NEUTRAL	0- 1	0- 0	1- 1				
6- 5	0- 0	0- 0	CONFERENCE	0- 0	0- 1	6- 4				
2- 3	0- 0	0- 0	HOME	0- 0	0- 1	2- 2				
4- 2	0- 0	0- 0	AWAY	0- 0	0- 0	4- 2				
0- 0	0- 0	0- 0	NEUTRAL	0- 0	0- 0	0- 0				

RPI 1-25				RPI 26-50				RPI 51-100				RPI 101+ Team's RPI: 271			
RPI	S	Opponent	Score	RPI	S	Opponent	Score	RPI	S	Opponent	Score	RPI	S	Opponent	Score
19	H	Louisville	53 77					84	A	Miami (OH)	55 60	128	H	UT Martin	61 84
								87	N	Appalachian St.	62 64	187	A	SIU Edwardsville	53 64
												210	A	Xavier	61 66
												215	N	Campbell	52 64
												266	H	Tennessee Tech	67 82
												268	H	Belmont	60 46
												270	A	Tennessee St.	73 66
												270	H	Tennessee St.	79 59
												275	H	Longwood	80 62
												286	A	Austin Peay	61 59
												286	H	Austin Peay	63 66
												295	A	Evansville	56 63
												299	A	Murray St.	62 61
												310	A	Western Mich.	71 60
												312	A	Morehead St.	58 68
												318	H	Southeast Mo. St.	52 37
												326	N	Chicago St.	67 56
												339	A	Jacksonville St.	80 76
LAST 12 Division I GAMES:															
187	A	SIU Edwardsville	53 64	312	A	Morehead St.	58 68								
270	A	Tennessee St.	73 66	299	A	Murray St.	62 61								
266	H	Tennessee Tech	67 82	318	H	Southeast Mo. St.	52 37								
275	H	Longwood	80 62	286	H	Austin Peay	63 66								
128	H	UT Martin	61 84	270	H	Tennessee St.	79 59								
286	A	Austin Peay	61 59	339	A	Jacksonville St.	80 76								

Non-Div I Games: Ky. Christian 97 61

Eastern Ky.

■ Loss,
 ■ Non-Conf,
 ■ S Site,
 ■ Home
 ■ A Away
 N Neutral

Average RPI Win:	193	WON-LOST	WINNING	LAST 12	STRENGTH OF	OPP. STRENGTH	TEAM	ADJ.	CONF.	ADJ CONF.
Average RPI Loss:	123	RECORD	PCT. RANK	GAMES	SCHEDULE	OF SCHEDULE	RPI	RPI	RPI	RPI
DIV. I ONLY	15- 7	73	9- 3	132	154	67	67	12	12	
DIV. I NON-CONF.	7- 5	123	1- 1	119	175	63	63	13	13	
TOTALS	RPI 1-25	RPI 26-50	W-L RECORDS	RPI 51-100	RPI 101-150	RPI 150+				
15- 7	0- 1	1- 0	OVERALL	2- 2	0- 1	12- 3				
7- 1	0- 0	1- 0	HOME	1- 0	0- 1	5- 0				
7- 6	0- 1	0- 0	AWAY	1- 2	0- 0	6- 3				
1- 0	0- 0	0- 0	NEUTRAL	0- 0	0- 0	1- 0				
7- 5	0- 1	1- 0	NON-CONFERENCE	0- 1	0- 1	6- 2				
2- 1	0- 0	1- 0	HOME	0- 0	0- 1	1- 0				
4- 4	0- 1	0- 0	AWAY	0- 1	0- 0	4- 2				
1- 0	0- 0	0- 0	NEUTRAL	0- 0	0- 0	1- 0				
8- 2	0- 0	0- 0	CONFERENCE	2- 1	0- 0	6- 1				
5- 0	0- 0	0- 0	HOME	1- 0	0- 0	4- 0				
3- 2	0- 0	0- 0	AWAY	1- 1	0- 0	2- 1				
0- 0	0- 0	0- 0	NEUTRAL	0- 0	0- 0	0- 0				

RPI	S	Opponent	Score	RPI	S	Opponent	Score	RPI	S	Opponent	Score	RPI	S	Opponent	Score
18	A	Green Bay	53 84	38	H	Michigan	77 64	68	A	Bowling Green	54 70	142	H	UMKC	68 70
								74	A	Michigan St.	59 60	152	A	Seattle	72 75
								84	H	Miami (OH)	77 66	154	H	Central Mich.	73 60
								95	A	Toledo	70 66	155	A	Detroit	69 70
												194	H	Akron	91 46
												198	A	Canisius	65 53
												202	H	Northern Ill.	64 52
												204	A	Loyola Chicago	63 55
												208	A	Buffalo	72 54
												213	H	Wyoming	65 43
												227	A	Northeastern	83 53
												253	A	Ohio	63 53
												254	A	Ball St.	51 54
												257	N	Saint Louis	66 55
												262	A	Cornell	54 52
												310	H	Western Mich.	84 59
LAST 12 Division I GAMES:															

Non-Div I Games: Marygrove 110 31

Eastern Mich.

Average RPI Win:	217	WON-LOST	WINNING	LAST 12	STRENGTH OF	OPP. STRENGTH	TEAM	ADJ.	CONF.	ADJ CONF.
Average RPI Loss:	100	RECORD	PCT. RANK	GAMES	SCHEDULE	OF SCHEDULE	RPI	RPI	RPI	RPI
DIV. I ONLY	13- 9	113	10- 2	119	134	117	117	14	14	
DIV. I NON-CONF.	4- 7	228	1- 0	34	69	62	62	12	12	
TOTALS	RPI 1-25	RPI 26-50	W-L RECORDS	RPI 51-100	RPI 101-150	RPI 150+				
13- 9	0- 0	0- 2	OVERALL	1- 3	2- 1	10- 3				
5- 5	0- 0	0- 0	HOME	1- 2	1- 0	3- 3				
7- 4	0- 0	0- 2	AWAY	0- 1	1- 1	6- 0				
1- 0	0- 0	0- 0	NEUTRAL	0- 0	0- 0	1- 0				
4- 7	0- 0	0- 2	NON-CONFERENCE	1- 3	0- 1	3- 1				
2- 3	0- 0	0- 0	HOME	1- 2	0- 0	1- 1				
1- 4	0- 0	0- 2	AWAY	0- 1	0- 1	1- 0				
1- 0	0- 0	0- 0	NEUTRAL	0- 0	0- 0	1- 0				
9- 2	0- 0	0- 0	CONFERENCE	0- 0	2- 0	7- 2				
3- 2	0- 0	0- 0	HOME	0- 0	1- 0	2- 2				
6- 0	0- 0	0- 0	AWAY	0- 0	1- 0	5- 0				
0- 0	0- 0	0- 0	NEUTRAL	0- 0	0- 0	0- 0				

RPI 1-25				RPI 26-50				RPI 51-100				RPI 101+				Team's RPI: 117	
RPI	S	Opponent	Score	RPI	S	Opponent	Score	RPI	S	Opponent	Score	RPI	S	Opponent	Score		
				26	A	Gonzaga	69 75	56	H	Hofstra	69 90	113	A	Pacific	60 69		
				43	A	BYU	58 77	59	A	Arizona St.	43 74	127	A	Montana St.	66 52		
								62	H	Oregon St.	60 74	127	H	Montana St.	79 73		
								90	H	San Diego	68 57	156	H	Northern Colo.	53 56		
												161	A	Montana	67 57		
												161	H	Montana	46 53		
												162	A	Portland St.	75 67		
												172	A	Portland	76 60		
												218	N	Arkansas St.	72 51		
												228	H	Boise St.	63 72		
												281	A	Northern Ariz.	74 56		
												281	H	Northern Ariz.	84 58		
												288	H	Idaho	76 61		
												294	A	Sacramento St.	90 84		
												294	H	Sacramento St.	78 62		
												332	A	Weber St.	72 60		
LAST 12 Division I GAMES:																	
				294	A	Sacramento St.	90 84	294	H	Sacramento St.	78 62						
				281	H	Northern Ariz.	84 58	281	A	Northern Ariz.	74 56						
				127	A	Montana St.	66 52	332	A	Weber St.	72 60						
				161	A	Montana	67 57	161	H	Montana	46 53						
				162	A	Portland St.	75 67	127	H	Montana St.	79 73						
				156	H	Northern Colo.	53 56	288	H	Idaho	76 61						

Non-Div I Games:	Eastern Ore.	68	55	Corban	89	54
------------------	--------------	----	----	--------	----	----

Eastern Wash.

Loss, Non-Conf, S Site, H Home A Away N Neutral

Average RPI Win:	249	WON-LOST	WINNING	LAST 12	STRENGTH OF	OPP. STRENGTH	TEAM	ADJ.	CONF.	ADJ CONF.
Average RPI Loss:	133	RECORD	PCT. RANK	GAMES	SCHEDULE	OF SCHEDULE	RPI	RPI	RPI	RPI
DIV. I ONLY	9- 11	204	6- 6	189	231	200	200	17	17	
DIV. I NON-CONF.	2- 5	265	1- 2	296	184	252	252	22	22	
TOTALS	RPI 1-25	RPI 26-50	W-L RECORDS	RPI 51-100	RPI 101-150	RPI 150+				
9- 11	0- 0	0- 0	OVERALL	0- 4	1- 3	8- 4				
6- 2	0- 0	0- 0	HOME	0- 2	1- 0	5- 0				
2- 7	0- 0	0- 0	AWAY	0- 2	0- 3	2- 2				
1- 2	0- 0	0- 0	NEUTRAL	0- 0	0- 0	1- 2				
2- 5	0- 0	0- 0	NON-CONFERENCE	0- 1	0- 1	2- 3				
1- 0	0- 0	0- 0	HOME	0- 0	0- 0	1- 0				
0- 3	0- 0	0- 0	AWAY	0- 1	0- 1	0- 1				
1- 2	0- 0	0- 0	NEUTRAL	0- 0	0- 0	1- 2				
7- 6	0- 0	0- 0	CONFERENCE	0- 3	1- 2	6- 1				
5- 2	0- 0	0- 0	HOME	0- 2	1- 0	4- 0				
2- 4	0- 0	0- 0	AWAY	0- 1	0- 2	2- 1				
0- 0	0- 0	0- 0	NEUTRAL	0- 0	0- 0	0- 0				

RPI	S	Opponent	Score	RPI	S	Opponent	Score	RPI	S	Opponent	Score	RPI	S	Opponent	Score	Team's RPI: 200
52	A	West Virginia	36	84	107	A	Charlotte	58	89							
63	A	Chattanooga	65	80	109	A	Davidson	66	75							
63	H	Chattanooga	46	59	137	A	Samford	53	67							
87	H	Appalachian St.	58	72	137	H	Samford	69	44							
					178	A	Furman	60	75							
					178	H	Furman	76	58							
					188	N	Robert Morris	65	69							
					215	H	Campbell	89	88							
					229	N	Massachusetts	56	76							
					240	H	Col. of Charleston	51	46							
					249	A	East Carolina	46	60							
					263	A	Western Caro.	51	45							
					280	H	Ga. Southern	61	60							
					297	A	Wofford	74	68							
					302	H	UNC Greensboro	57	43							
					331	N	Wagner	60	57							
LAST 12 Division I GAMES:																
178	H	Furman	76	58	280	H	Ga. Southern	61	60							
63	A	Chattanooga	65	80	87	H	Appalachian St.	58	72							
137	A	Samford	53	67	109	A	Davidson	66	75							
302	H	UNC Greensboro	57	43	52	A	West Virginia	36	84							
263	A	Western Caro.	51	45	331	N	Wagner	60	57							
240	H	Col. of Charleston	51	46	229	N	Massachusetts	56	76							

Non-Div I Games: Virginia Intermont 105 53 Virginia Union 70 46

Elon

Average RPI Win:	263	WON-LOST	WINNING	LAST 12	STRENGTH OF	OPP. STRENGTH	TEAM	ADJ.	CONF.	ADJ CONF.
Average RPI Loss:	142	RECORD	PCT. RANK	GAMES	SCHEDULE	OF SCHEDULE	RPI	RPI	RPI	RPI
DIV. I ONLY	4- 18	315	1- 11	145	194	295	295	10	10	
DIV. I NON-CONF.	3- 8	268	0- 1	229	322	323	323	10	10	
TOTALS	RPI 1-25	RPI 26-50	W-L RECORDS	RPI 51-100	RPI 101-150	RPI 150+				
4- 18	0- 0	0- 1	OVERALL	0- 5	1- 7	3- 5				
3- 6	0- 0	0- 1	HOME	0- 1	1- 1	2- 3				
0- 11	0- 0	0- 0	AWAY	0- 4	0- 6	0- 1				
1- 1	0- 0	0- 0	NEUTRAL	0- 0	0- 0	1- 1				
3- 8	0- 0	0- 0	NON-CONFERENCE	0- 3	0- 1	3- 4				
2- 2	0- 0	0- 0	HOME	0- 0	0- 0	2- 2				
0- 5	0- 0	0- 0	AWAY	0- 3	0- 1	0- 1				
1- 1	0- 0	0- 0	NEUTRAL	0- 0	0- 0	1- 1				
1- 10	0- 0	0- 1	CONFERENCE	0- 2	1- 6	0- 1				
1- 4	0- 0	0- 1	HOME	0- 1	1- 1	0- 1				
0- 6	0- 0	0- 0	AWAY	0- 1	0- 5	0- 0				
0- 0	0- 0	0- 0	NEUTRAL	0- 0	0- 0	0- 0				

RPI 1-25				RPI 26-50				RPI 51-100				RPI 101+				Team's RPI: 295	
RPI	S	Opponent	Score	RPI	S	Opponent	Score	RPI	S	Opponent	Score	RPI	S	Opponent	Score		
				50	H	Missouri St.	49 74	68	A	Bowling Green	54 71	111	A	Illinois St.	49 62		
								78	A	Creighton	33 65	123	A	UNI	53 58		
								89	A	Cincinnati	34 64	123	H	UNI	51 61		
								91	H	Wichita St.	51 57	128	A	UT Martin	69 78		
								94	A	Missouri	51 74	139	A	Indiana St.	54 73		
												146	A	Drake	53 67		
												148	A	Bradley	64 82		
												148	H	Bradley	71 59		
												177	N	Brown	47 55		
												180	H	Marshall	48 60		
												254	H	Ball St.	50 55		
												259	H	Southern Ill.	60 74		
												271	H	Eastern Ky.	63 56		
												299	A	Murray St.	61 76		
												299	H	Murray St.	78 48		
												334	N	Troy	59 49		
LAST 12 Division I GAMES:																	
				123	A	UNI	53 58	78	A	Creighton	33 65						
				148	A	Bradley	64 82	148	H	Bradley	71 59						
				259	H	Southern Ill.	60 74	123	H	UNI	51 61						
				50	H	Missouri St.	49 74	111	A	Illinois St.	49 62						
				91	H	Wichita St.	51 57	139	A	Indiana St.	54 73						
				146	A	Drake	53 67	94	A	Missouri	51 74						

Non-Div I Games:

Evansville

■ Loss, ■ Non-Conf, S Site, H Home A Away N Neutral

Average RPI Win:	242	WON-LOST	WINNING	LAST 12	STRENGTH OF	OPP. STRENGTH	TEAM	ADJ.	CONF.	ADJ CONF.
Average RPI Loss:	133	RECORD	PCT. RANK	GAMES	SCHEDULE	OF SCHEDULE	RPI	RPI	RPI	RPI
DIV. I ONLY	14- 8	96	8- 4	275	209	170	170	19	19	
DIV. I NON-CONF.	9- 3	61	3- 0	249	260	162	162	14	14	
TOTALS	RPI 1-25	RPI 26-50	W-L RECORDS	RPI 51-100	RPI 101-150	RPI 150+				
14- 8	0- 1	0- 2	OVERALL	1- 1	1- 0	12- 4				
8- 4	0- 1	0- 1	HOME	1- 1	1- 0	6- 1				
4- 4	0- 0	0- 1	AWAY	0- 0	0- 0	4- 3				
2- 0	0- 0	0- 0	NEUTRAL	0- 0	0- 0	2- 0				
9- 3	0- 1	0- 0	NON-CONFERENCE	1- 1	1- 0	7- 1				
6- 2	0- 1	0- 0	HOME	1- 1	1- 0	4- 0				
1- 1	0- 0	0- 0	AWAY	0- 0	0- 0	1- 1				
2- 0	0- 0	0- 0	NEUTRAL	0- 0	0- 0	2- 0				
5- 5	0- 0	0- 2	CONFERENCE	0- 0	0- 0	5- 3				
2- 2	0- 0	0- 1	HOME	0- 0	0- 0	2- 1				
3- 3	0- 0	0- 1	AWAY	0- 0	0- 0	3- 2				
0- 0	0- 0	0- 0	NEUTRAL	0- 0	0- 0	0- 0				

RPI 1-25				RPI 26-50				RPI 51-100				RPI 101+ Team's RPI: 170			
RPI	S	Opponent	Score	RPI	S	Opponent	Score	RPI	S	Opponent	Score	RPI	S	Opponent	Score
12	H	Maryland	52 84	42	A	Middle Tenn.	53 58	76	H	Fla. Gulf Coast	72 80	114	H	Albany (NY)	69 56
				42	H	Middle Tenn.	60 74	99	H	Auburn	64 55	166	H	Florida A&M	79 64
												171	A	South Ala.	50 48
												176	A	UCF	61 46
												183	A	Fla. Atlantic	49 51
												183	H	Fla. Atlantic	49 50
												241	A	Western Ky.	48 65
												241	H	Western Ky.	60 56
												255	H	Morgan St.	77 60
												258	H	La.-Monroe	65 55
												285	A	UTSA	54 61
												293	H	Jacksonville	63 37
												296	H	CSU Bakersfield	82 59
												306	A	La.-Lafayette	78 48
												334	A	Troy	65 41
												337	N	Delaware St.	73 57
												339	N	Jacksonville St.	79 52
LAST 12 Division I GAMES:															
183	A	Fla. Atlantic	49 51	42	H	Middle Tenn.	60 74	258	H	La.-Monroe	65 55				
334	A	Troy	65 41					255	H	Morgan St.	77 60				
241	H	Western Ky.	60 56					99	H	Auburn	64 55				
183	H	Fla. Atlantic	49 50					114	H	Albany (NY)	69 56				
171	A	South Ala.	50 48					42	A	Middle Tenn.	53 58				
306	A	La.-Lafayette	78 48												

Non-Div I Games: Lynn

68 30

FIU

Fairfield

Through Games Of Sunday, February 5, 2012

Average RPI Win:	245	WON-LOST	WINNING	LAST 12	STRENGTH OF	OPP. STRENGTH	TEAM	ADJ.	CONF.	ADJ CONF.
Average RPI Loss:	89	RECORD	PCT. RANK	GAMES	SCHEDULE	OF SCHEDULE	RPI	RPI	RPI	RPI
DIV. I ONLY	18- 5	26	11- 1	305	170	115	115	23	23	
DIV. I NON-CONF.	7- 4	98	0- 0	284	106	101	101	21	21	
TOTALS	RPI 1-25	RPI 26-50	W-L RECORDS	RPI 51-100	RPI 101-150	RPI 150+				
18- 5	0- 1	0- 1	OVERALL	0- 2	2- 0	16- 1				
10- 1	0- 0	0- 1	HOME	0- 0	1- 0	9- 0				
7- 3	0- 1	0- 0	AWAY	0- 1	1- 0	6- 1				
1- 1	0- 0	0- 0	NEUTRAL	0- 1	0- 0	1- 0				
7- 4	0- 1	0- 0	NON-CONFERENCE	0- 2	2- 0	5- 1				
3- 0	0- 0	0- 0	HOME	0- 0	1- 0	2- 0				
3- 3	0- 1	0- 0	AWAY	0- 1	1- 0	2- 1				
1- 1	0- 0	0- 0	NEUTRAL	0- 1	0- 0	1- 0				
11- 1	0- 0	0- 1	CONFERENCE	0- 0	0- 0	11- 0				
7- 1	0- 0	0- 1	HOME	0- 0	0- 0	7- 0				
4- 0	0- 0	0- 0	AWAY	0- 0	0- 0	4- 0				
0- 0	0- 0	0- 0	NEUTRAL	0- 0	0- 0	0- 0				

RPI 1-25				RPI 26-50				RPI 51-100				RPI 101+ Team's RPI: 115			
RPI	S	Opponent	Score	RPI	S	Opponent	Score	RPI	S	Opponent	Score	RPI	S	Opponent	Score
2	A	Connecticut	40 93	49	H	Marist	47 59	57	A	Quinnipiac	55 64	113	H	Pacific	56 47
								83	N	Providence	43 75	134	A	La Salle	55 52
												173	A	Manhattan	63 59
												173	H	Manhattan	58 49
												177	A	Brown	63 55
												196	A	Iona	78 64
												196	H	Iona	62 58
												198	H	Canisius	55 43
												250	H	Rider	51 35
												256	A	Vermont	48 65
												267	H	Niagara	57 46
												291	A	Siena	68 49
												291	H	Siena	52 48
												305	H	Stony Brook	42 34
												314	N	Rhode Island	66 56
												327	A	Saint Peter's	59 47
												327	H	Saint Peter's	61 44
												336	A	St. Francis (NY)	53 30
												338	H	Columbia	54 44
LAST 12 Division I GAMES:															
327	H	Saint Peter's	61 44	198	H	Canisius	55 43								
250	H	Rider	51 35	49	H	Marist	47 59								
196	A	Iona	78 64	291	H	Siena	52 48								
173	H	Manhattan	58 49	173	A	Manhattan	63 59								
267	H	Niagara	57 46	327	A	Saint Peter's	59 47								
291	A	Siena	68 49	196	H	Iona	62 58								

Non-Div I Games:

Fairfield

■ Loss,
 ■ Non-Conf,
 S Site,
 ■ Home
 ■ Away
 N Neutral

Average RPI Win:	276	WON-LOST	WINNING	LAST 12	STRENGTH OF	OPP. STRENGTH	TEAM	ADJ.	CONF.	ADJ CONF.
Average RPI Loss:	147	RECORD	PCT. RANK	GAMES	SCHEDULE	OF SCHEDULE	RPI	RPI	RPI	RPI
DIV. I ONLY	10- 13	210	6- 6	289	228	247	247	20	20	
DIV. I NON-CONF.	5- 7	208	1- 2	301	194	258	258	27	27	
TOTALS	RPI 1-25	RPI 26-50	W-L RECORDS	RPI 51-100	RPI 101-150	RPI 150+				
10- 13	0- 1	0- 1	OVERALL	0- 3	1- 0	9- 8				
5- 5	0- 0	0- 0	HOME	0- 3	0- 0	5- 2				
4- 7	0- 0	0- 0	AWAY	0- 0	1- 0	3- 6				
1- 1	0- 0	0- 1	NEUTRAL	0- 0	0- 0	1- 0				
5- 7	0- 1	0- 1	NON-CONFERENCE	0- 2	0- 0	5- 3				
3- 2	0- 0	0- 0	HOME	0- 2	0- 0	3- 0				
1- 4	0- 1	0- 0	AWAY	0- 0	0- 0	1- 3				
1- 1	0- 0	0- 1	NEUTRAL	0- 0	0- 0	1- 0				
5- 6	0- 0	0- 0	CONFERENCE	0- 1	1- 0	4- 5				
2- 3	0- 0	0- 0	HOME	0- 1	0- 0	2- 2				
3- 3	0- 0	0- 0	AWAY	0- 0	1- 0	2- 3				
0- 0	0- 0	0- 0	NEUTRAL	0- 0	0- 0	0- 0				

RPI 1-25				RPI 26-50				RPI 51-100				RPI 101+ Team's RPI: 247			
RPI	S	Opponent	Score	RPI	S	Opponent	Score	RPI	S	Opponent	Score	RPI	S	Opponent	Score
2	A	Connecticut	28 74	46	N	Dayton	48 84	80	H	Sacred Heart	47 62	130	A	LIU Brooklyn	71 65
								82	H	Yale	51 80	158	A	Saint Francis (PA)	56 69
								85	H	Howard	56 66	158	H	Saint Francis (PA)	58 60
												188	A	Robert Morris	50 79
												188	H	Robert Morris	49 73
												199	A	Boston College	57 68
												205	A	Central Conn. St.	49 51
												208	N	Buffalo	63 54
												225	A	Bryant	54 43
												231	H	Mt. St. Mary's	63 58
												250	A	Rider	68 69
												269	A	Army	37 51
												305	H	Stony Brook	51 48
												327	H	Saint Peter's	55 46
												328	A	NJIT	68 57
												331	H	Wagner	86 49
												336	A	St. Francis (NY)	70 60
												338	H	Columbia	71 51
LAST 12 Division I GAMES:															
				80	H	Sacred Heart	47 62	336	A	St. Francis (NY)	70 60				
				225	A	Bryant	54 43	331	H	Wagner	86 49				
				205	A	Central Conn. St.	49 51	231	H	Mt. St. Mary's	63 58				
				188	H	Robert Morris	49 73	85	H	Howard	56 66				
				158	H	Saint Francis (PA)	58 60	338	H	Columbia	71 51				
				130	A	LIU Brooklyn	71 65	250	A	Rider	68 69				

Non-Div I Games:

Fairleigh Dickinson

■ Loss,
 ■ Non-Conf,
 S Site,
 ■ Home
 ■ Away
 N Neutral

Fla. Atlantic

Through Games Of Sunday, February 5, 2012

Average RPI Win:	264	WON-LOST	WINNING	LAST 12	STRENGTH OF	OPP. STRENGTH	TEAM	ADJ.	CONF.	ADJ CONF.
Average RPI Loss:	139	RECORD	PCT. RANK	GAMES	SCHEDULE	OF SCHEDULE	RPI	RPI	RPI	RPI
DIV. I ONLY	10- 9	156	8- 4	239	251	183	183	19	19	
DIV. I NON-CONF.	3- 6	240	1- 1	236	307	184	184	14	14	
TOTALS	RPI 1-25	RPI 26-50	W-L RECORDS	RPI 51-100	RPI 101-150	RPI 150+				
10- 9	0- 0	0- 3	OVERALL	0- 0	0- 2	10- 4				
5- 2	0- 0	0- 1	HOME	0- 0	0- 0	5- 1				
4- 5	0- 0	0- 1	AWAY	0- 0	0- 1	4- 1				
1- 2	0- 0	0- 0	NEUTRAL	0- 0	0- 0	1- 2				
3- 6	0- 0	0- 2	NON-CONFERENCE	0- 0	0- 1	3- 3				
2- 1	0- 0	0- 0	HOME	0- 0	0- 0	2- 1				
0- 3	0- 0	0- 2	AWAY	0- 0	0- 1	0- 0				
1- 2	0- 0	0- 0	NEUTRAL	0- 0	0- 0	1- 2				
7- 3	0- 0	0- 1	CONFERENCE	0- 0	0- 1	7- 1				
3- 1	0- 0	0- 1	HOME	0- 0	0- 0	3- 0				
4- 2	0- 0	0- 0	AWAY	0- 0	0- 1	4- 1				
0- 0	0- 0	0- 0	NEUTRAL	0- 0	0- 0	0- 0				

RPI S	Opponent	Score	RPI S	Opponent	Score	RPI S	Opponent	Score	RPI S	Opponent	Score
33	A Kansas	63 82	38	A Michigan	51 73				136	A Stetson	37 52
42	H Middle Tenn.	37 55							144	A UALR	38 60
									170	A FIU	50 49
									170	H FIU	51 49
									171	A South Ala.	57 66
									174	N Lamar	61 66
									218	A Arkansas St.	57 44
									241	H Western Ky.	60 58
									257	H Saint Louis	63 70
									258	H La.-Monroe	65 58
									260	N IUPUI	64 74
									283	H North Florida	63 52
									306	A La.-Lafayette	66 52
									330	H Bethune-Cookman	68 46
									330	N Bethune-Cookman	71 70
									334	A Troy	66 46
LAST 12 Division I GAMES:											
170	H FIU	51 49	144	A UALR	38 60						
171	A South Ala.	57 66	258	H La.-Monroe	65 58						
241	H Western Ky.	60 58	306	A La.-Lafayette	66 52						
170	A FIU	50 49	218	A Arkansas St.	57 44						
334	A Troy	66 46	136	A Stetson	37 52						
42	H Middle Tenn.	37 55	330	N Bethune-Cookman	71 70						

Non-Div I Games: Webber Int'l 77 52 Warner 76 50

Fla. Atlantic

Loss, Non-Conf, S Site, H Home A Away N Neutral

Average RPI Win:	237	WON-LOST	WINNING	LAST 12	STRENGTH OF	OPP. STRENGTH	TEAM	ADJ.	CONF.	ADJ CONF.
Average RPI Loss:	116	RECORD	PCT. RANK	GAMES	SCHEDULE	OF SCHEDULE	RPI	RPI	RPI	RPI
DIV. I ONLY	20- 2	8	12- 0	310	239	76	76	30	30	
DIV. I NON-CONF.	7- 2	46	1- 0	169	45	26	26	28	28	
TOTALS	RPI 1-25	RPI 26-50	W-L RECORDS	RPI 51-100	RPI 101-150	RPI 150+				
20- 2	0- 0	1- 0	OVERALL	1- 1	1- 0	17- 1				
9- 0	0- 0	1- 0	HOME	1- 0	0- 0	7- 0				
10- 1	0- 0	0- 0	AWAY	0- 0	1- 0	9- 1				
1- 1	0- 0	0- 0	NEUTRAL	0- 1	0- 0	1- 0				
7- 2	0- 0	1- 0	NON-CONFERENCE	1- 1	0- 0	5- 1				
3- 0	0- 0	1- 0	HOME	1- 0	0- 0	1- 0				
3- 1	0- 0	0- 0	AWAY	0- 0	0- 0	3- 1				
1- 1	0- 0	0- 0	NEUTRAL	0- 1	0- 0	1- 0				
13- 0	0- 0	0- 0	CONFERENCE	0- 0	1- 0	12- 0				
6- 0	0- 0	0- 0	HOME	0- 0	0- 0	6- 0				
7- 0	0- 0	0- 0	AWAY	0- 0	1- 0	6- 0				
0- 0	0- 0	0- 0	NEUTRAL	0- 0	0- 0	0- 0				

RPI S	Opponent	Score	RPI S	Opponent	Score	RPI S	Opponent	Score	RPI S	Opponent	Score
39	H Richmond	81 67	69	N North Carolina St.	64 69	136	A Stetson	59 55	170	A FIU	80 72
			74	H Michigan St.	59 58	176	A UCF	75 36	181	H Virginia Tech	69 41
						245	A Kennesaw St.	87 50	245	H Kennesaw St.	58 51
						246	A Hawaii	72 52	251	N Alcorn St.	85 38
						268	A Belmont	57 50	272	H East Tenn. St.	88 60
						283	A North Florida	72 61	283	H North Florida	68 34
						293	A Jacksonville	70 60	293	H Jacksonville	74 51
						313	H S.C. Upstate	77 53	319	A Mercer	98 50
						319	H Mercer	92 55	335	A Lipscomb	76 59
LAST 12 Division I GAMES:											
293	A Jacksonville	70 60	268	A Belmont	57 50						
283	A North Florida	72 61	293	H Jacksonville	74 51						
245	H Kennesaw St.	58 51	283	H North Florida	68 34						
319	H Mercer	92 55	245	A Kennesaw St.	87 50						
136	A Stetson	59 55	319	A Mercer	98 50						
335	A Lipscomb	76 59	251	N Alcorn St.	85 38						

Non-Div I Games: Webber Int'l 106 27

Fla. Gulf Coast

Average RPI Win:	138	WON-LOST	WINNING	LAST 12	STRENGTH OF	OPP. STRENGTH	TEAM	ADJ.	CONF.	ADJ CONF.
Average RPI Loss:	34	RECORD	PCT. RANK	GAMES	SCHEDULE	OF SCHEDULE	RPI	RPI	RPI	RPI
DIV. I ONLY	15- 8	86	7- 5	8	74	32	32	3	3	
DIV. I NON-CONF.	10- 3	48	2- 0	29	142	49	49	5	5	
TOTALS	RPI 1-25	RPI 26-50	W-L RECORDS	RPI 51-100	RPI 101-150	RPI 150+				
15- 8	0- 3	2- 4	OVERALL	3- 0	4- 1	6- 0				
10- 3	0- 1	1- 2	HOME	3- 0	2- 0	4- 0				
3- 4	0- 1	1- 2	AWAY	0- 0	0- 1	2- 0				
2- 1	0- 1	0- 0	NEUTRAL	0- 0	2- 0	0- 0				
10- 3	0- 1	0- 1	NON-CONFERENCE	3- 0	4- 1	3- 0				
7- 1	0- 0	0- 1	HOME	3- 0	2- 0	2- 0				
1- 1	0- 0	0- 0	AWAY	0- 0	0- 1	1- 0				
2- 1	0- 1	0- 0	NEUTRAL	0- 0	2- 0	0- 0				
5- 5	0- 2	2- 3	CONFERENCE	0- 0	0- 0	3- 0				
3- 2	0- 1	1- 1	HOME	0- 0	0- 0	2- 0				
2- 3	0- 1	1- 2	AWAY	0- 0	0- 0	1- 0				
0- 0	0- 0	0- 0	NEUTRAL	0- 0	0- 0	0- 0				

RPI 1-25				RPI 26-50				Team's RPI: 32	RPI 51-100				RPI 101+			
RPI	S	Opponent	Score	RPI	S	Opponent	Score		RPI	S	Opponent	Score	RPI	S	Opponent	Score
9	A	Kentucky	52 57	27	A	Georgia	55 61		61	H	Florida St.	72 58	107	N	Charlotte	82 73
9	H	Kentucky	56 59	31	H	South Carolina	44 49		75	H	Hampton	63 46	113	A	Pacific	73 78
10	N	Rutgers	49 63	34	A	Arkansas	72 73		78	H	Duquesne	62 49	134	N	La Salle	85 74
				37	A	LSU	73 64						136	H	Stetson	71 57
				37	H	LSU	62 58						137	H	Samford	81 56
				38	H	Michigan	66 69						164	A	Ole Miss	59 55
													164	H	Ole Miss	84 55
													184	H	Alabama	61 37
													211	H	Charleston So.	83 59
													268	H	Belmont	72 45
													278	A	San Francisco	91 68
LAST 12 Division I GAMES:																
164	H	Ole Miss	84 55	27	A	Georgia	55 61		31	H	South Carolina	44 49	9	H	Kentucky	56 59
37	A	LSU	73 64	164	A	Ole Miss	59 55		137	H	Samford	81 56	78	H	Duquesne	62 49
34	A	Arkansas	72 73	9	H	Kentucky	56 59									
9	A	Kentucky	52 57													
184	H	Alabama	61 37													
37	H	LSU	62 58													

Non-Div I Games:

Florida

■ Loss,
 ■ Non-Conf, S Site,
 ■ Home
 ■ Away
 N Neutral

Average RPI Win:	282	WON-LOST	WINNING	LAST 12	STRENGTH OF	OPP. STRENGTH	TEAM	ADJ.	CONF.	ADJ CONF.
Average RPI Loss:	124	RECORD	PCT. RANK	GAMES	SCHEDULE	OF SCHEDULE	RPI	RPI	RPI	RPI
DIV. I ONLY	16- 5	40	12- 0	339	296	166	166	28	28	
DIV. I NON-CONF.	7- 5	123	4- 0	256	202	96	96	25	25	
TOTALS	RPI 1-25	RPI 26-50	W-L RECORDS	RPI 51-100	RPI 101-150	RPI 150+				
16- 5	0- 2	0- 0	OVERALL	1- 0	0- 0	15- 3				
5- 2	0- 2	0- 0	HOME	1- 0	0- 0	4- 0				
10- 3	0- 0	0- 0	AWAY	0- 0	0- 0	10- 2				
1- 0	0- 0	0- 0	NEUTRAL	0- 0	0- 0	1- 0				
7- 5	0- 2	0- 0	NON-CONFERENCE	1- 0	0- 0	6- 3				
1- 2	0- 2	0- 0	HOME	1- 0	0- 0	0- 0				
5- 3	0- 0	0- 0	AWAY	0- 0	0- 0	5- 3				
1- 0	0- 0	0- 0	NEUTRAL	0- 0	0- 0	1- 0				
9- 0	0- 0	0- 0	CONFERENCE	0- 0	0- 0	9- 0				
4- 0	0- 0	0- 0	HOME	0- 0	0- 0	4- 0				
5- 0	0- 0	0- 0	AWAY	0- 0	0- 0	5- 0				
0- 0	0- 0	0- 0	NEUTRAL	0- 0	0- 0	0- 0				

RPI 1-25				RPI 26-50				RPI 51-100				RPI 101+ Team's RPI: 166			
RPI	S	Opponent	Score	RPI	S	Opponent	Score	RPI	S	Opponent	Score	RPI	S	Opponent	Score
19	H	Louisville	66 86					86	H	UAB	69 59	170	A	FIU	64 79
22	H	Nebraska	64 72									176	A	UCF	51 67
												232	A	Nicholls St.	69 77
												236	A	Southern Miss.	77 68
												243	H	South Carolina St.	79 62
												248	A	Md.-East. Shore	54 49
												261	A	N.C. A&T	70 68
												264	H	Savannah St.	55 50
												270	A	Tennessee St.	90 75
												286	A	Austin Peay	86 77
												293	A	Jacksonville	78 59
												320	A	Southeastern La.	85 63
												323	N	Northwestern St.	77 53
												330	A	Bethune-Cookman	81 57
												330	H	Bethune-Cookman	65 51
												337	A	Delaware St.	84 65
												342	A	N.C. Central	78 51
												342	H	N.C. Central	102 66
LAST 12 Division I GAMES:															
342	H	N.C. Central	102 66	261	A	N.C. A&T	70 68								
330	H	Bethune-Cookman	65 51	342	A	N.C. Central	78 51								
337	A	Delaware St.	84 65	86	H	UAB	69 59								
248	A	Md.-East. Shore	54 49	270	A	Tennessee St.	90 75								
243	H	South Carolina St.	79 62	286	A	Austin Peay	86 77								
264	H	Savannah St.	55 50	320	A	Southeastern La.	85 63								

Non-Div I Games:

Florida A&M

■ Loss,
 ■ Non-Conf, S Site,
 ■ Home
 ■ Away
 N Neutral

Average RPI Win:	160	WON-LOST	WINNING	LAST 12	STRENGTH OF	OPP. STRENGTH	TEAM	ADJ.	CONF.	ADJ CONF.
Average RPI Loss:	22	RECORD	PCT. RANK	GAMES	SCHEDULE	OF SCHEDULE	RPI	RPI	RPI	RPI
DIV. I ONLY	13- 11	154	7- 5	23	26	61	61	6	6	
DIV. I NON-CONF.	8- 6	130	2- 0	20	24	50	50	4	4	
TOTALS	RPI 1-25	RPI 26-50	W-L RECORDS	RPI 51-100	RPI 101-150	RPI 150+				
13- 11	0- 7	0- 4	OVERALL	2- 0	3- 0	8- 0				
6- 5	0- 5	0- 0	HOME	1- 0	1- 0	4- 0				
5- 5	0- 2	0- 3	AWAY	1- 0	0- 0	4- 0				
2- 1	0- 0	0- 1	NEUTRAL	0- 0	2- 0	0- 0				
8- 6	0- 3	0- 3	NON-CONFERENCE	1- 0	3- 0	4- 0				
4- 2	0- 2	0- 0	HOME	1- 0	1- 0	2- 0				
2- 3	0- 1	0- 2	AWAY	0- 0	0- 0	2- 0				
2- 1	0- 0	0- 1	NEUTRAL	0- 0	2- 0	0- 0				
5- 5	0- 4	0- 1	CONFERENCE	1- 0	0- 0	4- 0				
2- 3	0- 3	0- 0	HOME	0- 0	0- 0	2- 0				
3- 2	0- 1	0- 1	AWAY	1- 0	0- 0	2- 0				
0- 0	0- 0	0- 0	NEUTRAL	0- 0	0- 0	0- 0				

RPI 1-25				RPI 26-50				RPI 51-100 Team's RPI: 61				RPI 101+			
RPI	S	Opponent	Score	RPI	S	Opponent	Score	RPI	S	Opponent	Score	RPI	S	Opponent	Score
8	A	Duke	66 73	29	A	Vanderbilt	59 64	69	A	North Carolina St.	67 64	107	H	Charlotte	64 62
12	H	Maryland	70 91	32	A	Florida	58 72	82	H	Yale	92 58	110	N	South Fla.	62 49
13	A	Ohio St.	75 78	34	N	Arkansas	52 55					132	N	Minnesota	68 56
14	H	Miami (FL)	57 60	40	A	Virginia	52 62					176	A	UCF	60 47
15	H	Georgia Tech	55 79									181	A	Virginia Tech	75 40
19	H	Louisville	76 85									181	H	Virginia Tech	78 60
22	H	Nebraska	63 66									194	A	Akron	90 64
												199	A	Boston College	68 59
												207	H	Clemson	59 47
												217	H	Georgia St.	94 74
												221	H	Alabama A&M	86 41
LAST 12 Division I GAMES:															
181	H	Virginia Tech	78 60	8	A	Duke	66 73								
40	A	Virginia	52 62	181	A	Virginia Tech	75 40								
69	A	North Carolina St.	67 64	207	H	Clemson	59 47								
15	H	Georgia Tech	55 79	12	H	Maryland	70 91								
199	A	Boston College	68 59	176	A	UCF	60 47								
14	H	Miami (FL)	57 60	82	H	Yale	92 58								

Non-Div I Games:

Florida St.

Average RPI Win: 228	WON-LOST	WINNING	LAST 12	STRENGTH OF	OPP. STRENGTH	TEAM	ADJ.	CONF.	ADJ CONF.
Average RPI Loss: 136	RECORD	PCT. RANK	GAMES	SCHEDULE	OF SCHEDULE	RPI	RPI	RPI	RPI
DIV. I ONLY	11- 13	190	3- 9	231	135	203	203	9	9
DIV. I NON-CONF.	9- 6	116	1- 2	241	248	217	217	8	8
TOTALS	RPI 1-25	RPI 26-50	W-L RECORDS	RPI 51-100	RPI 101-150	RPI 150+			
11- 13	0- 1	0- 2	OVERALL	1- 1	1- 5	9- 4			
5- 6	0- 0	0- 1	HOME	1- 0	0- 4	4- 1			
6- 6	0- 1	0- 1	AWAY	0- 1	1- 1	5- 2			
0- 1	0- 0	0- 0	NEUTRAL	0- 0	0- 0	0- 1			
9- 6	0- 1	0- 0	NON-CONFERENCE	1- 0	1- 2	7- 3			
4- 3	0- 0	0- 0	HOME	1- 0	0- 2	3- 1			
5- 2	0- 1	0- 0	AWAY	0- 0	1- 0	4- 1			
0- 1	0- 0	0- 0	NEUTRAL	0- 0	0- 0	0- 1			
2- 7	0- 0	0- 2	CONFERENCE	0- 1	0- 3	2- 1			
1- 3	0- 0	0- 1	HOME	0- 0	0- 2	1- 0			
1- 4	0- 0	0- 1	AWAY	0- 1	0- 1	1- 1			
0- 0	0- 0	0- 0	NEUTRAL	0- 0	0- 0	0- 0			

RPI 1-25				RPI 26-50				RPI 51-100				RPI 101+ Team's RPI: 203			
RPI	S	Opponent	Score	RPI	S	Opponent	Score	RPI	S	Opponent	Score	RPI	S	Opponent	Score
10	A	Rutgers	48 68	43	A	Temple	51 69	58	A	Saint Joseph's	46 57	107	H	Charlotte	41 61
				46	H	Dayton	37 62	90	H	San Diego	44 42	114	H	Albany (NY)	42 59
												134	A	La Salle	62 68
												134	H	La Salle	55 56
												135	H	Coppin St.	60 61
												147	A	Holy Cross	54 43
												173	A	Manhattan	59 49
												175	N	TCU	47 48
												176	A	UCF	70 57
												209	A	George Washington	43 54
												222	H	Navy	47 43
												229	A	Massachusetts	56 54
												233	H	Winthrop	76 53
												262	H	Cornell	39 40
												287	H	Cleveland St.	52 43
												305	A	Stony Brook	41 37
												314	H	Rhode Island	69 49
												337	A	Delaware St.	63 48
												340	A	Bucknell	39 49
LAST 12 Division I GAMES:															
43	A	Temple	51 69	314	H	Rhode Island	69 49								
134	H	La Salle	55 56	134	A	La Salle	62 68								
229	A	Massachusetts	56 54	209	A	George Washington	43 54								
107	H	Charlotte	41 61	337	A	Delaware St.	63 48								
46	H	Dayton	37 62	262	H	Cornell	39 40								
58	A	Saint Joseph's	46 57	135	H	Coppin St.	60 61								

Non-Div I Games:

Fordham

Average RPI Win:	212	WON-LOST	WINNING	LAST 12	STRENGTH OF	OPP. STRENGTH	TEAM	ADJ.	CONF.	ADJ CONF.
Average RPI Loss:	76	RECORD	PCT. RANK	GAMES	SCHEDULE	OF SCHEDULE	RPI	RPI	RPI	RPI
DIV. I ONLY	19- 4	20	11- 1	215	121	60	60	25	25	
DIV. I NON-CONF.	12- 4	61	4- 1	137	71	35	35	24	24	
TOTALS	RPI 1-25	RPI 26-50	W-L RECORDS	RPI 51-100	RPI 101-150	RPI 150+				
19- 4	1- 1	0- 1	OVERALL	0- 0	3- 2	15- 0				
9- 1	1- 1	0- 0	HOME	0- 0	2- 0	6- 0				
9- 3	0- 0	0- 1	AWAY	0- 0	1- 2	8- 0				
1- 0	0- 0	0- 0	NEUTRAL	0- 0	0- 0	1- 0				
12- 4	1- 1	0- 1	NON-CONFERENCE	0- 0	2- 2	9- 0				
6- 1	1- 1	0- 0	HOME	0- 0	2- 0	3- 0				
5- 3	0- 0	0- 1	AWAY	0- 0	0- 2	5- 0				
1- 0	0- 0	0- 0	NEUTRAL	0- 0	0- 0	1- 0				
7- 0	0- 0	0- 0	CONFERENCE	0- 0	1- 0	6- 0				
3- 0	0- 0	0- 0	HOME	0- 0	0- 0	3- 0				
4- 0	0- 0	0- 0	AWAY	0- 0	1- 0	3- 0				
0- 0	0- 0	0- 0	NEUTRAL	0- 0	0- 0	0- 0				

RPI S	Opponent	Score	RPI S	Opponent	Score	RPI S	Opponent	Score	RPI S	Opponent	Score
4	H Stanford	59 93	45	A Southern California	57 65				113	H Pacific	61 52
17	H Oklahoma	69 66							121	H Oregon	81 71
									125	A Utah St.	90 67
									126	A Pepperdine	78 81
									129	A UNLV	71 73
									151	A Cal St. Northridge	70 61
									152	H Seattle	71 61
									169	A SMU	88 67
									186	A Cal Poly	79 76
									190	H Santa Clara	83 71
									206	A Louisiana Tech	61 59
									246	H Hawaii	83 48
									270	N Tennessee St.	83 66
									279	H San Jose St.	76 49
									288	A Idaho	72 49
									292	A UC Riverside	67 62
									296	H CSU Bakersfield	88 59
									298	H Nevada	85 67
									303	A Texas-Arlington	78 48
									324	A New Mexico St.	79 54
LAST 12 Division I GAMES:											
206	A Louisiana Tech	61 59	298	H Nevada	85 67						
324	A New Mexico St.	79 54	152	H Seattle	71 61						
246	H Hawaii	83 48	129	A UNLV	71 73						
279	H San Jose St.	76 49	303	A Texas-Arlington	78 48						
288	A Idaho	72 49	292	A UC Riverside	67 62						
125	A Utah St.	90 67	113	H Pacific	61 52						

Non-Div I Games:

Fresno St.

Average RPI Win: 272	WON-LOST	WINNING	LAST 12	STRENGTH OF	OPP. STRENGTH	TEAM	ADJ.	CONF.	ADJ CONF.
Average RPI Loss: 117	RECORD	PCT. RANK	GAMES	SCHEDULE	OF SCHEDULE	RPI	RPI	RPI	RPI
DIV. I ONLY	11- 11	167	4- 8	225	227	178	178	17	17
DIV. I NON-CONF.	4- 5	200	1- 2	225	221	176	176	22	22
TOTALS	RPI 1-25	RPI 26-50	W-L RECORDS	RPI 51-100	RPI 101-150	RPI 150+			
11- 11	0- 0	0- 2	OVERALL	0- 2	0- 4	11- 3			
6- 3	0- 0	0- 0	HOME	0- 1	0- 1	6- 1			
5- 8	0- 0	0- 2	AWAY	0- 1	0- 3	5- 2			
0- 0	0- 0	0- 0	NEUTRAL	0- 0	0- 0	0- 0			
4- 5	0- 0	0- 2	NON-CONFERENCE	0- 0	0- 1	4- 2			
3- 1	0- 0	0- 0	HOME	0- 0	0- 0	3- 1			
1- 4	0- 0	0- 2	AWAY	0- 0	0- 1	1- 1			
0- 0	0- 0	0- 0	NEUTRAL	0- 0	0- 0	0- 0			
7- 6	0- 0	0- 0	CONFERENCE	0- 2	0- 3	7- 1			
3- 2	0- 0	0- 0	HOME	0- 1	0- 1	3- 0			
4- 4	0- 0	0- 0	AWAY	0- 1	0- 2	4- 1			
0- 0	0- 0	0- 0	NEUTRAL	0- 0	0- 0	0- 0			

RPI S	Opponent	Score	RPI S	Opponent	Score	RPI S	Opponent	Score	RPI S	Opponent	Score	Team's RPI: 178
27	A Georgia	58 83	31	A South Carolina	33 72	63	A Chattanooga	53 71	107	A Charlotte	53 89	
						87	H Appalachian St.	63 78	109	A Davidson	57 78	
									109	H Davidson	50 61	
									137	A Samford	66 71	
									180	H Marshall	62 54	
									200	A Elon	58 76	
									200	H Elon	75 60	
									207	H Clemson	67 68	
									211	A Charleston So.	78 80	
									240	A Col. of Charleston	60 51	
									263	A Western Caro.	57 54	
									265	A Presbyterian	63 47	
									280	A Ga. Southern	66 60	
									297	H Wofford	76 66	
									302	A UNC Greensboro	66 64	
									302	H UNC Greensboro	53 48	
									329	H UNC Asheville	71 59	
									334	H Troy	75 57	
LAST 12 Division I GAMES:												
200	A Elon	58 76	137	A Samford	66 71							
109	A Davidson	57 78	263	A Western Caro.	57 54							
87	H Appalachian St.	63 78	109	H Davidson	50 61							
297	H Wofford	76 66	107	A Charlotte	53 89							
302	A UNC Greensboro	66 64	27	A Georgia	58 83							
63	A Chattanooga	53 71	180	H Marshall	62 54							

Non-Div I Games:

Furman

Ga. Southern

Through Games Of Sunday, February 5, 2012

Average RPI Win:	292	WON-LOST	WINNING	LAST 12	STRENGTH OF	OPP. STRENGTH	TEAM	ADJ.	CONF.	ADJ CONF.
Average RPI Loss:	154	RECORD	PCT. RANK	GAMES	SCHEDULE	OF SCHEDULE	RPI	RPI	RPI	RPI
DIV. I ONLY	6- 15	277	4- 7	203	280	280	280	17	17	
DIV. I NON-CONF.	3- 5	225	1- 0	240	263	298	298	22	22	
TOTALS	RPI 1-25	RPI 26-50	W-L RECORDS	RPI 51-100	RPI 101-150	RPI 150+				
6- 15	0- 0	0- 1	OVERALL	0- 3	0- 5	6- 6				
3- 8	0- 0	0- 1	HOME	0- 2	0- 3	3- 2				
2- 6	0- 0	0- 0	AWAY	0- 1	0- 1	2- 4				
1- 1	0- 0	0- 0	NEUTRAL	0- 0	0- 1	1- 0				
3- 5	0- 0	0- 1	NON-CONFERENCE	0- 0	0- 3	3- 1				
1- 3	0- 0	0- 1	HOME	0- 0	0- 2	1- 0				
1- 1	0- 0	0- 0	AWAY	0- 0	0- 0	1- 1				
1- 1	0- 0	0- 0	NEUTRAL	0- 0	0- 1	1- 0				
3- 10	0- 0	0- 0	CONFERENCE	0- 3	0- 2	3- 5				
2- 5	0- 0	0- 0	HOME	0- 2	0- 1	2- 2				
1- 5	0- 0	0- 0	AWAY	0- 1	0- 1	1- 3				
0- 0	0- 0	0- 0	NEUTRAL	0- 0	0- 0	0- 0				

RPI S	Opponent	Score	RPI S	Opponent	Score	RPI S	Opponent	Score	RPI S	Opponent	Score	Team's RPI: 280
27	H Georgia	49 68	63	H Chattanooga	60 66	109	A Davidson	48 72				
			87	A Appalachian St.	45 64	122	H Arizona	46 88				
			87	H Appalachian St.	46 57	136	H Stetson	51 61				
						137	H Samford	47 53				
						145	N Stephen F. Austin	40 49				
						178	H Furman	60 66				
						184	A Alabama	34 67				
						200	A Elon	60 61				
						240	A Col. of Charleston	35 34				
						240	H Col. of Charleston	44 47				
						263	H Western Caro.	41 40				
						293	H Jacksonville	52 46				
						297	A Wofford	55 70				
						297	H Wofford	56 48				
						302	A UNC Greensboro	54 55				
						319	A Mercer	57 55				
						339	N Jacksonville St.	72 49				
LAST 12 Division I GAMES:												
87	H Appalachian St.	46 57	200	A Elon	60 61							
297	A Wofford	55 70	63	H Chattanooga	60 66							
240	H Col. of Charleston	44 47	137	H Samford	47 53							
263	H Western Caro.	41 40	297	H Wofford	56 48							
240	A Col. of Charleston	35 34	293	H Jacksonville	52 46							
302	A UNC Greensboro	54 55	109	A Davidson	48 72							

Non-Div I Games: Southern Wesleyan 75 40

Ga. Southern

■ Loss,
 ■ Non-Conf, S Site,
 ■ Home
 ■ Away
 N Neutral

Average RPI Win:	316	WON-LOST	WINNING	LAST 12	STRENGTH OF	OPP. STRENGTH	TEAM	ADJ.	CONF.	ADJ CONF.
Average RPI Loss:	182	RECORD	PCT. RANK	GAMES	SCHEDULE	OF SCHEDULE	RPI	RPI	RPI	RPI
DIV. I ONLY	2- 18	332	2- 10	158	328	322	322	26	26	
DIV. I NON-CONF.	1- 9	322	1- 1	92	268	300	300	30	30	
TOTALS	RPI 1-25	RPI 26-50	W-L RECORDS	RPI 51-100	RPI 101-150	RPI 150+				
2- 18	0- 2	0- 1	OVERALL	0- 1	0- 4	2- 10				
1- 6	0- 0	0- 0	HOME	0- 1	0- 1	1- 4				
1- 10	0- 1	0- 0	AWAY	0- 0	0- 3	1- 6				
0- 2	0- 1	0- 1	NEUTRAL	0- 0	0- 0	0- 0				
1- 9	0- 2	0- 1	NON-CONFERENCE	0- 1	0- 2	1- 3				
0- 3	0- 0	0- 0	HOME	0- 1	0- 0	0- 2				
1- 4	0- 1	0- 0	AWAY	0- 0	0- 2	1- 1				
0- 2	0- 1	0- 1	NEUTRAL	0- 0	0- 0	0- 0				
1- 9	0- 0	0- 0	CONFERENCE	0- 0	0- 2	1- 7				
1- 3	0- 0	0- 0	HOME	0- 0	0- 1	1- 2				
0- 6	0- 0	0- 0	AWAY	0- 0	0- 1	0- 5				
0- 0	0- 0	0- 0	NEUTRAL	0- 0	0- 0	0- 0				

RPI 1-25				RPI 26-50				RPI 51-100				RPI 101+ Team's RPI: 322			
RPI	S	Opponent	Score	RPI	S	Opponent	Score	RPI	S	Opponent	Score	RPI	S	Opponent	Score
8	N	Duke	31 97	45	N	Southern California	41 82	87	H	Appalachian St.	41 69	101	A	North Carolina	44 109
19	A	Louisville	27 92									109	A	Davidson	46 67
												131	H	Liberty	51 78
												138	A	High Point	41 63
												211	H	Charleston So.	53 63
												215	A	Campbell	52 62
												223	H	Radford	50 63
												233	A	Winthrop	48 86
												245	H	Kennesaw St.	48 68
												265	A	Presbyterian	43 54
												290	A	Coastal Caro.	40 54
												290	H	Coastal Caro.	73 63
												297	H	Wofford	50 58
												329	A	UNC Asheville	62 74
												335	A	Lipscomb	65 76
												342	A	N.C. Central	56 45
LAST 12 Division I GAMES:															
290	A	Coastal Caro.	40 54	290	H	Coastal Caro.	73 63								
131	H	Liberty	51 78	211	H	Charleston So.	53 63								
223	H	Radford	50 63	138	A	High Point	41 63								
329	A	UNC Asheville	62 74	215	A	Campbell	52 62								
233	A	Winthrop	48 86	342	A	N.C. Central	56 45								
265	A	Presbyterian	43 54	335	A	Lipscomb	65 76								

Non-Div I Games:

Gardner-Webb

George Mason

Through Games Of Sunday, February 5, 2012

Average RPI Win:	198	WON-LOST	WINNING	LAST 12	STRENGTH OF	OPP. STRENGTH	TEAM	ADJ.	CONF.	ADJ CONF.
Average RPI Loss:	143	RECORD	PCT. RANK	GAMES	SCHEDULE	OF SCHEDULE	RPI	RPI	RPI	RPI
DIV. I ONLY	11- 11	167	4- 8	221	105	179	179	7	7	
DIV. I NON-CONF.	6- 5	141	0- 2	293	219	234	234	7	7	
TOTALS	RPI 1-25	RPI 26-50	W-L RECORDS	RPI 51-100	RPI 101-150	RPI 150+				
11- 11	0- 2	0- 1	OVERALL	3- 1	0- 1	8- 6				
8- 3	0- 2	0- 0	HOME	2- 0	0- 0	6- 1				
3- 8	0- 0	0- 1	AWAY	1- 1	0- 1	2- 5				
0- 0	0- 0	0- 0	NEUTRAL	0- 0	0- 0	0- 0				
6- 5	0- 1	0- 0	NON-CONFERENCE	0- 0	0- 1	6- 3				
4- 2	0- 1	0- 0	HOME	0- 0	0- 0	4- 1				
2- 3	0- 0	0- 0	AWAY	0- 0	0- 1	2- 2				
0- 0	0- 0	0- 0	NEUTRAL	0- 0	0- 0	0- 0				
5- 6	0- 1	0- 1	CONFERENCE	3- 1	0- 0	2- 3				
4- 1	0- 1	0- 0	HOME	2- 0	0- 0	2- 0				
1- 5	0- 0	0- 1	AWAY	1- 1	0- 0	0- 3				
0- 0	0- 0	0- 0	NEUTRAL	0- 0	0- 0	0- 0				

RPI 1-25				RPI 26-50				RPI 51-100				RPI 101+ Team's RPI: 179			
RPI	S	Opponent	Score	RPI	S	Opponent	Score	RPI	S	Opponent	Score	RPI	S	Opponent	Score
6	H	Delaware	54 66	36	A	James Madison	45 49	72	A	UNC Wilmington	53 61	150	A	UMBC	53 65
12	H	Maryland	50 78					77	H	Towson	78 54	159	H	American	51 55
								81	H	VCU	71 58	191	A	William & Mary	66 76
								93	A	Drexel	56 51	191	H	William & Mary	82 70
												195	H	Oakland	59 48
												197	A	Old Dominion	68 71
												197	H	Old Dominion	85 69
												209	H	George Washington	58 55
												227	A	Northeastern	54 58
												229	H	Massachusetts	55 52
												253	A	Ohio	59 75
												274	A	Norfolk St.	57 60
												275	A	Longwood	80 58
												305	A	Stony Brook	54 50
												329	H	UNC Asheville	88 59
LAST 12 Division I GAMES:															
36	A	James Madison	45 49	72	A	UNC Wilmington	53 61								
93	A	Drexel	56 51	227	A	Northeastern	54 58								
197	A	Old Dominion	68 71	6	H	Delaware	54 66								
77	H	Towson	78 54	191	A	William & Mary	66 76								
81	H	VCU	71 58	274	A	Norfolk St.	57 60								
191	H	William & Mary	82 70	253	A	Ohio	59 75								

Non-Div I Games:

George Mason

■ Loss,
 ■ Non-Conf, S Site,
 ■ Home
 ■ Away
 N Neutral

George Washington

Through Games Of Sunday, February 5, 2012

Average RPI Win:	250	WON-LOST	WINNING	LAST 12	STRENGTH OF	OPP. STRENGTH	TEAM	ADJ.	CONF.	ADJ CONF.
Average RPI Loss:	103	RECORD	PCT. RANK	GAMES	SCHEDULE	OF SCHEDULE	RPI	RPI	RPI	RPI
DIV. I ONLY	10- 12	194	5- 7	222	108	209	209	9	9	
DIV. I NON-CONF.	7- 7	161	2- 2	304	148	259	259	8	8	
TOTALS	RPI 1-25	RPI 26-50	W-L RECORDS	RPI 51-100	RPI 101-150	RPI 150+				
10- 12	0- 3	0- 2	OVERALL	0- 2	0- 1	10- 4				
5- 6	0- 1	0- 1	HOME	0- 0	0- 1	5- 3				
3- 6	0- 2	0- 1	AWAY	0- 2	0- 0	3- 1				
2- 0	0- 0	0- 0	NEUTRAL	0- 0	0- 0	2- 0				
7- 7	0- 2	0- 0	NON-CONFERENCE	0- 1	0- 0	7- 4				
3- 4	0- 1	0- 0	HOME	0- 0	0- 0	3- 3				
2- 3	0- 1	0- 0	AWAY	0- 1	0- 0	2- 1				
2- 0	0- 0	0- 0	NEUTRAL	0- 0	0- 0	2- 0				
3- 5	0- 1	0- 2	CONFERENCE	0- 1	0- 1	3- 0				
2- 2	0- 0	0- 1	HOME	0- 0	0- 1	2- 0				
1- 3	0- 1	0- 1	AWAY	0- 1	0- 0	1- 0				
0- 0	0- 0	0- 0	NEUTRAL	0- 0	0- 0	0- 0				

RPI 1-25				RPI 26-50				RPI 51-100				RPI 101+ Team's RPI: 209			
RPI	S	Opponent	Score	RPI	S	Opponent	Score	RPI	S	Opponent	Score	RPI	S	Opponent	Score
10	H	Rutgers	54 75	39	A	Richmond	57 74	78	A	Duquesne	50 76	107	H	Charlotte	60 61
20	A	St. Bonaventure	69 80	46	H	Dayton	56 74	99	A	Auburn	47 55	159	H	American	60 49
24	A	Georgetown	50 59									179	A	George Mason	55 58
												181	H	Virginia Tech	48 55
												191	A	William & Mary	74 66
												197	H	Old Dominion	58 52
												201	H	Loyola Maryland	62 70
												203	H	Fordham	54 43
												223	H	Radford	83 59
												255	H	Morgan St.	68 73
												257	H	Saint Louis	68 58
												303	A	Texas-Arlington	63 41
												314	A	Rhode Island	63 42
												316	N	Maine	54 46
												341	N	Houston Baptist	80 44
LAST 12 Division I GAMES:															
20	A	St. Bonaventure	69 80	39	A	Richmond	57 74								
46	H	Dayton	56 74	203	H	Fordham	54 43								
257	H	Saint Louis	68 58	159	H	American	60 49								
78	A	Duquesne	50 76	10	H	Rutgers	54 75								
314	A	Rhode Island	63 42	191	A	William & Mary	74 66								
107	H	Charlotte	60 61	179	A	George Mason	55 58								

Non-Div I Games:

George Washington

■ Loss,
 ■ Non-Conf, S Site,
 ■ Home
 ■ Away
 N Neutral

Georgetown

Through Games Of Sunday, February 5, 2012

Average RPI Win:	151	WON-LOST	WINNING	LAST 12	STRENGTH OF	OPP. STRENGTH	TEAM	ADJ.	CONF.	ADJ CONF.
Average RPI Loss:	18	RECORD	PCT. RANK	GAMES	SCHEDULE	OF SCHEDULE	RPI	RPI	RPI	RPI
DIV. I ONLY	18- 5	26	9- 3	42	56	24	24	2	2	
DIV. I NON-CONF.	11- 2	24	3- 0	103	127	47	47	1	1	
TOTALS	RPI 1-25	RPI 26-50	W-L RECORDS	RPI 51-100	RPI 101-150	RPI 150+				
18- 5	2- 4	1- 1	OVERALL	2- 0	5- 0	8- 0				
8- 3	2- 3	0- 0	HOME	0- 0	1- 0	5- 0				
8- 2	0- 1	0- 1	AWAY	2- 0	4- 0	2- 0				
2- 0	0- 0	1- 0	NEUTRAL	0- 0	0- 0	1- 0				
11- 2	1- 1	1- 1	NON-CONFERENCE	0- 0	2- 0	7- 0				
6- 0	1- 0	0- 0	HOME	0- 0	0- 0	5- 0				
3- 2	0- 1	0- 1	AWAY	0- 0	2- 0	1- 0				
2- 0	0- 0	1- 0	NEUTRAL	0- 0	0- 0	1- 0				
7- 3	1- 3	0- 0	CONFERENCE	2- 0	3- 0	1- 0				
2- 3	1- 3	0- 0	HOME	0- 0	1- 0	0- 0				
5- 0	0- 0	0- 0	AWAY	2- 0	2- 0	1- 0				
0- 0	0- 0	0- 0	NEUTRAL	0- 0	0- 0	0- 0				

RPI S	Opponent	Score	RPI S	Opponent	Score	RPI S	Opponent	Score	RPI S	Opponent	Score
3	H Notre Dame	60 80	27	N Georgia	64 56	52	A West Virginia	64 54	103	A Marquette	67 39
10	H Rutgers	54 36	37	A LSU	40 51	89	A Cincinnati	65 54	110	A South Fla.	66 56
12	A Maryland	53 72							112	H Syracuse	69 42
14	H Miami (FL)	71 46							129	A UNLV	64 45
19	H Louisville	61 64							135	A Coppin St.	70 54
21	H DePaul	50 59							165	A Pittsburgh	82 54
									168	H Monmouth	64 44
									209	H George Washington	59 50
									250	H Rider	58 51
									256	N Vermont	65 53
									275	H Longwood	56 45
									289	A Dartmouth	77 38
									321	H Houston	66 36
LAST 12 Division I GAMES:											
89	A Cincinnati	65 54	3	H Notre Dame	60 80						
10	H Rutgers	54 36	110	A South Fla.	66 56						
52	A West Virginia	64 54	21	H DePaul	50 59						
19	H Louisville	61 64	289	A Dartmouth	77 38						
103	A Marquette	67 39	256	N Vermont	65 53						
112	H Syracuse	69 42	14	H Miami (FL)	71 46						

Non-Div I Games:

Georgetown

■ Loss,
 ■ Non-Conf, S Site,
 ■ Home
 ■ Away
 N Neutral

Average RPI Win: 149	WON-LOST	WINNING	LAST 12	STRENGTH OF	OPP. STRENGTH	TEAM	ADJ.	CONF.	ADJ CONF.
Average RPI Loss: 16	RECORD	PCT. RANK	GAMES	SCHEDULE	OF SCHEDULE	RPI	RPI	RPI	RPI
DIV. I ONLY	18- 6	43	8- 4	35	33	27	27	3	3
DIV. I NON-CONF.	11- 2	24	1- 0	88	77	53	53	5	5
TOTALS	RPI 1-25	RPI 26-50	W-L RECORDS	RPI 51-100	RPI 101-150	RPI 150+			
18- 6	1- 4	3- 2	OVERALL	2- 0	3- 0	9- 0			
10- 2	1- 2	3- 0	HOME	1- 0	1- 0	4- 0			
6- 2	0- 1	0- 1	AWAY	1- 0	1- 0	4- 0			
2- 2	0- 1	0- 1	NEUTRAL	0- 0	1- 0	1- 0			
11- 2	1- 1	1- 1	NON-CONFERENCE	1- 0	1- 0	7- 0			
7- 0	1- 0	1- 0	HOME	1- 0	0- 0	4- 0			
2- 0	0- 0	0- 0	AWAY	0- 0	0- 0	2- 0			
2- 2	0- 1	0- 1	NEUTRAL	0- 0	1- 0	1- 0			
7- 4	0- 3	2- 1	CONFERENCE	1- 0	2- 0	2- 0			
3- 2	0- 2	2- 0	HOME	0- 0	1- 0	0- 0			
4- 2	0- 1	0- 1	AWAY	1- 0	1- 0	2- 0			
0- 0	0- 0	0- 0	NEUTRAL	0- 0	0- 0	0- 0			

RPI	S	Opponent	Score	RPI	S	Opponent	Score	RPI	S	Opponent	Score	RPI	S	Opponent	Score
5	A	Tennessee	51 80	26	N	Gonzaga	68 71	87	H	Appalachian St.	81 37	120	A	Mississippi St.	68 51
5	H	Tennessee	50 67	29	A	Vanderbilt	48 68	99	A	Auburn	70 45	120	H	Mississippi St.	70 60
9	H	Kentucky	64 69	32	H	Florida	61 55					127	N	Montana St.	63 49
15	H	Georgia Tech	75 68	34	H	Arkansas	67 57					164	A	Ole Miss	61 47
24	N	Georgetown	56 64	45	H	Southern California	67 60					175	H	TCU	83 60
												178	H	Furman	83 58
												184	A	Alabama	81 66
												227	N	Northeastern	81 61
												240	H	Col. of Charleston	73 48
												243	H	South Carolina St.	85 48
												280	A	Ga. Southern	68 49
												319	A	Mercer	80 43
LAST 12 Division I GAMES:															
184	A	Alabama	81 66	120	A	Mississippi St.	68 51								
120	H	Mississippi St.	70 60	32	H	Florida	61 55								
5	H	Tennessee	50 67	99	A	Auburn	70 45								
29	A	Vanderbilt	48 68	5	A	Tennessee	51 80								
164	A	Ole Miss	61 47	34	H	Arkansas	67 57								
9	H	Kentucky	64 69	178	H	Furman	83 58								

Non-Div I Games:

Georgia

Average RPI Win:	251	WON-LOST	WINNING	LAST 12	STRENGTH OF	OPP. STRENGTH	TEAM	ADJ.	CONF.	ADJ CONF.
Average RPI Loss:	92	RECORD	PCT. RANK	GAMES	SCHEDULE	OF SCHEDULE	RPI	RPI	RPI	RPI
DIV. I ONLY	7- 15	264	3- 9	103	117	217	217	7	7	
DIV. I NON-CONF.	6- 5	141	2- 0	108	303	238	238	7	7	
TOTALS	RPI 1-25	RPI 26-50	W-L RECORDS	RPI 51-100	RPI 101-150	RPI 150+				
7- 15	0- 1	0- 2	OVERALL	0- 8	1- 1	6- 3				
4- 7	0- 1	0- 1	HOME	0- 3	0- 1	4- 1				
2- 7	0- 0	0- 1	AWAY	0- 5	0- 0	2- 1				
1- 1	0- 0	0- 0	NEUTRAL	0- 0	1- 0	0- 1				
6- 5	0- 1	0- 0	NON-CONFERENCE	0- 2	1- 1	5- 1				
3- 3	0- 1	0- 0	HOME	0- 1	0- 1	3- 0				
2- 1	0- 0	0- 0	AWAY	0- 1	0- 0	2- 0				
1- 1	0- 0	0- 0	NEUTRAL	0- 0	1- 0	0- 1				
1- 10	0- 0	0- 2	CONFERENCE	0- 6	0- 0	1- 2				
1- 4	0- 0	0- 1	HOME	0- 2	0- 0	1- 1				
0- 6	0- 0	0- 1	AWAY	0- 4	0- 0	0- 1				
0- 0	0- 0	0- 0	NEUTRAL	0- 0	0- 0	0- 0				

RPI 1-25				RPI 26-50				RPI 51-100				RPI 101+ Team's RPI: 217			
RPI	S	Opponent	Score	RPI	S	Opponent	Score	RPI	S	Opponent	Score	RPI	S	Opponent	Score
15	H	Georgia Tech	50 85	36	A	James Madison	45 76	56	A	Hofstra	67 80	122	H	Arizona	66 79
				36	H	James Madison	50 62	56	H	Hofstra	71 86	138	N	High Point	79 68
								61	A	Florida St.	74 94	187	N	SIU Edwardsville	49 63
								77	A	Towson	59 63	197	A	Old Dominion	59 68
								77	H	Towson	52 56	197	H	Old Dominion	60 71
								81	A	VCU	70 75	215	H	Campbell	70 56
								87	H	Appalachian St.	58 82	227	H	Northeastern	81 74
								93	A	Drexel	38 65	245	H	Kennesaw St.	65 59
												263	A	Western Caro.	64 59
												330	H	Bethune-Cookman	66 50
												339	A	Jacksonville St.	68 60
LAST 12 Division I GAMES:															
				77	A	Towson	59 63	93	A	Drexel	38 65				
				227	H	Northeastern	81 74	56	A	Hofstra	67 80				
				81	A	VCU	70 75	36	H	James Madison	50 62				
				36	A	James Madison	45 76	197	A	Old Dominion	59 68				
				77	H	Towson	52 56	330	H	Bethune-Cookman	66 50				
				197	H	Old Dominion	60 71	339	A	Jacksonville St.	68 60				

Non-Div I Games:

Georgia St.

Georgia Tech

Through Games Of Sunday, February 5, 2012

Average RPI Win: 144				WON-LOST		WINNING		LAST 12		STRENGTH OF		OPP. STRENGTH		TEAM		ADJ.		CONF.		ADJ CONF.	
Average RPI Loss: 15				RECORD		PCT. RANK		GAMES		SCHEDULE		OF SCHEDULE		RPI		RPI		RPI		RPI	
DIV. I ONLY				17- 6		47		9- 3		11		61		15		15		6		6	
DIV. I NON-CONF.				10- 3		48		2- 0		14		162		19		19		4		4	
TOTALS				RPI 1-25		RPI 26-50		W-L RECORDS		RPI 51-100		RPI 101-150		RPI 150+							
17- 6				1- 5		2- 1		OVERALL		3- 0		3- 0		8- 0							
8- 2				1- 2		1- 0		HOME		1- 0		1- 0		4- 0							
7- 2				0- 1		1- 1		AWAY		2- 0		1- 0		3- 0							
2- 2				0- 2		0- 0		NEUTRAL		0- 0		1- 0		1- 0							
10- 3				1- 2		1- 1		NON-CONFERENCE		0- 0		2- 0		6- 0							
5- 0				1- 0		0- 0		HOME		0- 0		0- 0		4- 0							
3- 1				0- 0		1- 1		AWAY		0- 0		1- 0		1- 0							
2- 2				0- 2		0- 0		NEUTRAL		0- 0		1- 0		1- 0							
7- 3				0- 3		1- 0		CONFERENCE		3- 0		1- 0		2- 0							
3- 2				0- 2		1- 0		HOME		1- 0		1- 0		0- 0							
4- 1				0- 1		0- 0		AWAY		2- 0		0- 0		2- 0							
0- 0				0- 0		0- 0		NEUTRAL		0- 0		0- 0		0- 0							

RPI	S	Opponent	Score	RPI	S	Opponent	Score	RPI	S	Opponent	Score	RPI	S	Opponent	Score
8	H	Duke	62 79	27	A	Georgia	68 75	61	A	Florida St.	79 55	103	A	Marquette	74 63
10	N	Rutgers	40 59	40	H	Virginia	63 53	69	A	North Carolina St.	76 66	105	N	Central Ark.	67 61
12	A	Maryland	74 77	42	A	Middle Tenn.	58 47	69	H	North Carolina St.	75 68	108	H	Wake Forest	71 67
14	H	Miami (FL)	65 77									187	N	SIU Edwardsville	80 38
18	N	Green Bay	62 67									197	H	Old Dominion	87 56
22	H	Nebraska	73 57									199	A	Boston College	68 58
												207	A	Clemson	63 54
												217	A	Georgia St.	85 50
												245	H	Kennesaw St.	94 51
												261	H	N.C. A&T	74 57
												308	H	Alabama St.	97 37
LAST 12 Division I GAMES:															
69	H	North Carolina St.	75 68	108	H	Wake Forest	71 67								
207	A	Clemson	63 54	14	H	Miami (FL)	65 77								
40	H	Virginia	63 53	12	A	Maryland	74 77								
61	A	Florida St.	79 55	69	A	North Carolina St.	76 66								
8	H	Duke	62 79	261	H	N.C. A&T	74 57								
199	A	Boston College	68 58	105	N	Central Ark.	67 61								

Non-Div I Games:

Georgia Tech

■ Loss,
 ■ Non-Conf,
 ■ S Site,
 ■ H Home
 ■ A Away
 N Neutral

Average RPI Win: 155	WON-LOST	WINNING	LAST 12	STRENGTH OF	OPP. STRENGTH	TEAM	ADJ.	CONF.	ADJ CONF.
Average RPI Loss: 35	RECORD	PCT. RANK	GAMES	SCHEDULE	OF SCHEDULE	RPI	RPI	RPI	RPI
DIV. I ONLY	21- 3	11	11- 1	89	65	26	26	8	8
DIV. I NON-CONF.	11- 2	24	1- 0	51	49	16	16	9	9
TOTALS	RPI 1-25	RPI 26-50	W-L RECORDS	RPI 51-100	RPI 101-150	RPI 150+			
21- 3	0- 1	2- 1	OVERALL	5- 1	2- 0	12- 0			
10- 2	0- 0	0- 1	HOME	2- 1	1- 0	7- 0			
9- 1	0- 1	0- 0	AWAY	3- 0	1- 0	5- 0			
2- 0	0- 0	2- 0	NEUTRAL	0- 0	0- 0	0- 0			
11- 2	0- 1	2- 1	NON-CONFERENCE	2- 0	1- 0	6- 0			
6- 1	0- 0	0- 1	HOME	1- 0	1- 0	4- 0			
3- 1	0- 1	0- 0	AWAY	1- 0	0- 0	2- 0			
2- 0	0- 0	2- 0	NEUTRAL	0- 0	0- 0	0- 0			
10- 1	0- 0	0- 0	CONFERENCE	3- 1	1- 0	6- 0			
4- 1	0- 0	0- 0	HOME	1- 1	0- 0	3- 0			
6- 0	0- 0	0- 0	AWAY	2- 0	1- 0	3- 0			
0- 0	0- 0	0- 0	NEUTRAL	0- 0	0- 0	0- 0			

RPI 1-25				RPI 26-50				RPI 51-100				RPI 101+			
RPI	S	Opponent	Score	RPI	S	Opponent	Score	RPI	S	Opponent	Score	RPI	S	Opponent	Score
4	A	Stanford	61 76	27	N	Georgia	71 68	55	A	St. Mary's (CA)	75 70	117	H	Eastern Wash.	75 69
				45	H	Southern California	51 58	55	H	St. Mary's (CA)	63 66	126	A	Pepperdine	79 50
				46	N	Dayton	82 76	56	H	Hofstra	101 88	158	H	Saint Francis (PA)	92 50
								73	A	Washington St.	71 69	161	H	Montana	70 54
								90	A	San Diego	54 44	162	H	Portland St.	99 69
								90	H	San Diego	69 58	172	A	Portland	80 65
												172	H	Portland	77 56
												190	A	Santa Clara	81 68
												224	A	Loyola Marymount	80 54
												224	H	Loyola Marymount	79 61
												252	A	Cal St. Fullerton	73 60
												278	H	San Francisco	87 52
												288	A	Idaho	91 42
												292	H	UC Riverside	83 56
LAST 12 Division I GAMES:															
90	H	San Diego	69 58	55	H	St. Mary's (CA)	63 66								
172	H	Portland	77 56	278	H	San Francisco	87 52								
55	A	St. Mary's (CA)	75 70	224	A	Loyola Marymount	80 54								
224	H	Loyola Marymount	79 61	126	A	Pepperdine	79 50								
90	A	San Diego	54 44	158	H	Saint Francis (PA)	92 50								
190	A	Santa Clara	81 68	172	A	Portland	80 65								

Non-Div I Games:

Gonzaga

Average RPI Win:	248	WON-LOST	WINNING	LAST 12	STRENGTH OF	OPP. STRENGTH	TEAM	ADJ.	CONF.	ADJ CONF.
Average RPI Loss:	169	RECORD	PCT. RANK	GAMES	SCHEDULE	OF SCHEDULE	RPI	RPI	RPI	RPI
DIV. I ONLY	8- 11	218	5- 7	262	285	220	220	32	32	
DIV. I NON-CONF.	3- 6	240	0- 2	63	96	117	117	16	16	
TOTALS	RPI 1-25	RPI 26-50	W-L RECORDS	RPI 51-100	RPI 101-150	RPI 150+				
8- 11	0- 0	0- 2	OVERALL	0- 1	1- 2	7- 6				
4- 2	0- 0	0- 0	HOME	0- 0	0- 0	4- 2				
4- 8	0- 0	0- 2	AWAY	0- 1	1- 2	3- 3				
0- 1	0- 0	0- 0	NEUTRAL	0- 0	0- 0	0- 1				
3- 6	0- 0	0- 2	NON-CONFERENCE	0- 1	1- 1	2- 2				
2- 0	0- 0	0- 0	HOME	0- 0	0- 0	2- 0				
1- 6	0- 0	0- 2	AWAY	0- 1	1- 1	0- 2				
0- 0	0- 0	0- 0	NEUTRAL	0- 0	0- 0	0- 0				
5- 5	0- 0	0- 0	CONFERENCE	0- 0	0- 1	5- 4				
2- 2	0- 0	0- 0	HOME	0- 0	0- 0	2- 2				
3- 2	0- 0	0- 0	AWAY	0- 0	0- 1	3- 1				
0- 1	0- 0	0- 0	NEUTRAL	0- 0	0- 0	0- 1				

RPI 1-25			RPI 26-50			RPI 51-100			RPI 101+ Team's RPI: 220		
RPI	S	Opponent	Score	RPI	S	Opponent	Score	RPI	S	Opponent	Score
				34	A	Arkansas	49 69	64	A	Texas	38 91
				37	A	LSU	47 62				
								124	A	Oral Roberts	89 80
								143	A	Mississippi Val.	55 63
								145	A	Stephen F. Austin	53 71
								164	A	Ole Miss	53 78
								167	H	Sam Houston St.	64 52
								182	A	Tulsa	56 61
								221	H	Alabama A&M	64 76
								237	A	Southern U.	67 72
								237	H	Southern U.	60 59
								251	A	Alcorn St.	55 44
								258	H	La.-Monroe	75 71
								304	N	Prairie View	55 68
								308	H	Alabama St.	62 48
								315	A	Jackson St.	59 55
								325	A	Ark.-Pine Bluff	69 56
								333	H	Texas Southern	51 54
LAST 12 Division I GAMES:											
237	H	Southern U.	60 59	251	A	Alcorn St.	55 44				
143	A	Mississippi Val.	55 63	237	A	Southern U.	67 72				
325	A	Ark.-Pine Bluff	69 56	221	H	Alabama A&M	64 76				
315	A	Jackson St.	59 55	308	H	Alabama St.	62 48				
304	N	Prairie View	55 68	37	A	LSU	47 62				
333	H	Texas Southern	51 54	64	A	Texas	38 91				

Non-Div I Games: Paul Quinn 92 31

Grambling

■ Loss,
 ■ Non-Conf,
 ■ S Site,
 ■ Home
 ■ A Away
 N Neutral

Average RPI Win:	164	WON-LOST	WINNING	LAST 12	STRENGTH OF	OPP. STRENGTH	TEAM	ADJ.	CONF.	ADJ CONF.
Average RPI Loss:	0	RECORD	PCT. RANK	GAMES	SCHEDULE	OF SCHEDULE	RPI	RPI	RPI	RPI
DIV. I ONLY	20- 0	1	12- 0	153	106	18	18	13	13	
DIV. I NON-CONF.	10- 0	1	2- 0	61	16	7	7	17	17	
TOTALS	RPI 1-25	RPI 26-50	W-L RECORDS	RPI 51-100	RPI 101-150	RPI 150+				
20- 0	1- 0	0- 0	OVERALL	4- 0	4- 0	11- 0				
10- 0	0- 0	0- 0	HOME	2- 0	3- 0	5- 0				
8- 0	0- 0	0- 0	AWAY	1- 0	1- 0	6- 0				
2- 0	1- 0	0- 0	NEUTRAL	1- 0	0- 0	0- 0				
10- 0	1- 0	0- 0	NON-CONFERENCE	4- 0	3- 0	2- 0				
5- 0	0- 0	0- 0	HOME	2- 0	2- 0	1- 0				
3- 0	0- 0	0- 0	AWAY	1- 0	1- 0	1- 0				
2- 0	1- 0	0- 0	NEUTRAL	1- 0	0- 0	0- 0				
10- 0	0- 0	0- 0	CONFERENCE	0- 0	1- 0	9- 0				
5- 0	0- 0	0- 0	HOME	0- 0	1- 0	4- 0				
5- 0	0- 0	0- 0	AWAY	0- 0	0- 0	5- 0				
0- 0	0- 0	0- 0	NEUTRAL	0- 0	0- 0	0- 0				

RPI S	Opponent	Score	RPI S	Opponent	Score	RPI S	Opponent	Score	RPI S	Opponent	Score
15 N	Georgia Tech	67 62				67 H	Eastern Mich.	84 53	103 H	Marquette	66 50
						92 N	Illinois	82 62	123 H	UNI	75 67
						95 A	Toledo	72 65	133 A	Wisconsin	65 49
						95 H	Toledo	84 68	141 H	Ill.-Chicago	80 63
									155 A	Detroit	68 59
									160 A	Wright St.	68 50
									193 A	Butler	60 36
									204 H	Loyola Chicago	76 49
									214 A	Milwaukee	88 53
									214 H	Milwaukee	85 39
									219 H	Youngstown St.	75 50
									238 A	North Dakota St.	82 59
									254 H	Ball St.	80 39
									284 A	Valparaiso	65 37
									287 H	Cleveland St.	80 58
LAST 12 Division I GAMES:											
214 H	Milwaukee	85 39	160 A	Wright St.	68 50						
284 A	Valparaiso	65 37	214 A	Milwaukee	88 53						
193 A	Butler	60 36	204 H	Loyola Chicago	76 49						
287 H	Cleveland St.	80 58	141 H	Ill.-Chicago	80 63						
219 H	Youngstown St.	75 50	133 A	Wisconsin	65 49						
155 A	Detroit	68 59	254 H	Ball St.	80 39						

Non-Div I Games:

Green Bay

Average RPI Win:	215	WON-LOST	WINNING	LAST 12	STRENGTH OF	OPP. STRENGTH	TEAM	ADJ.	CONF.	ADJ CONF.
Average RPI Loss:	74	RECORD	PCT. RANK	GAMES	SCHEDULE	OF SCHEDULE	RPI	RPI	RPI	RPI
DIV. I ONLY	16- 4	22	9- 3	251	118	75	75	28	28	
DIV. I NON-CONF.	8- 3	73	3- 2	280	46	78	78	25	25	
TOTALS	RPI 1-25	RPI 26-50	W-L RECORDS	RPI 51-100	RPI 101-150	RPI 150+				
16- 4	0- 0	0- 2	OVERALL	2- 1	2- 1	12- 0				
7- 1	0- 0	0- 0	HOME	1- 0	1- 1	5- 0				
8- 3	0- 0	0- 2	AWAY	1- 1	1- 0	6- 0				
1- 0	0- 0	0- 0	NEUTRAL	0- 0	0- 0	1- 0				
8- 3	0- 0	0- 2	NON-CONFERENCE	0- 1	1- 0	7- 0				
2- 0	0- 0	0- 0	HOME	0- 0	1- 0	1- 0				
5- 3	0- 0	0- 2	AWAY	0- 1	0- 0	5- 0				
1- 0	0- 0	0- 0	NEUTRAL	0- 0	0- 0	1- 0				
8- 1	0- 0	0- 0	CONFERENCE	2- 0	1- 1	5- 0				
5- 1	0- 0	0- 0	HOME	1- 0	0- 1	4- 0				
3- 0	0- 0	0- 0	AWAY	1- 0	1- 0	1- 0				
0- 0	0- 0	0- 0	NEUTRAL	0- 0	0- 0	0- 0				

RPI S	Opponent	Score	RPI S	Opponent	Score	RPI S	Opponent	Score	RPI S	Opponent	Score
32	A Florida	46 63	41	A Tulane	53 66	85	A Howard	52 39	135	A Coppin St.	76 50
						85	H Howard	63 40	135	H Coppin St.	66 69
						86	A UAB	38 43	150	H UMBC	75 47
									154	N Central Mich.	77 51
									165	A Pittsburgh	60 37
									199	A Boston College	71 63
									243	H South Carolina St.	73 41
									249	H East Carolina	76 48
									255	A Morgan St.	83 51
									255	H Morgan St.	74 60
									264	H Savannah St.	59 40
									274	H Norfolk St.	92 43
									293	A Jacksonville	68 55
									301	A IPFW	79 62
									326	A Chicago St.	66 39
LAST 12 Division I GAMES:											
255	H Morgan St.	74 60	85	H Howard	63 40	249	H East Carolina	76 48			
135	H Coppin St.	66 69	41	A Tulane	53 66	154	N Central Mich.	77 51			
85	A Howard	52 39	199	A Boston College	71 63	86	A UAB	38 43			
274	H Norfolk St.	92 43									
255	A Morgan St.	83 51									
135	A Coppin St.	76 50									

Non-Div I Games:

Hampton

■ Loss,
 ■ Non-Conf, S Site,
 ■ Home
 ■ Away
 N Neutral

Average RPI Win:	198	WON-LOST	WINNING	LAST 12	STRENGTH OF	OPP. STRENGTH	TEAM	ADJ.	CONF.	ADJ CONF.
Average RPI Loss:	99	RECORD	PCT. RANK	GAMES	SCHEDULE	OF SCHEDULE	RPI	RPI	RPI	RPI
DIV. I ONLY	15- 10	112	6- 6	98	128	88	88	15	15	
DIV. I NON-CONF.	9- 5	97	0- 1	46	37	52	52	15	15	
TOTALS	RPI 1-25	RPI 26-50	W-L RECORDS	RPI 51-100	RPI 101-150	RPI 150+				
15- 10	0- 1	0- 3	OVERALL	1- 2	3- 2	11- 2				
9- 2	0- 0	0- 0	HOME	1- 0	2- 1	6- 1				
5- 8	0- 1	0- 3	AWAY	0- 2	1- 1	4- 1				
1- 0	0- 0	0- 0	NEUTRAL	0- 0	0- 0	1- 0				
9- 5	0- 1	0- 3	NON-CONFERENCE	1- 1	2- 0	6- 0				
6- 0	0- 0	0- 0	HOME	1- 0	2- 0	3- 0				
2- 5	0- 1	0- 3	AWAY	0- 1	0- 0	2- 0				
1- 0	0- 0	0- 0	NEUTRAL	0- 0	0- 0	1- 0				
6- 5	0- 0	0- 0	CONFERENCE	0- 1	1- 2	5- 2				
3- 2	0- 0	0- 0	HOME	0- 0	0- 1	3- 1				
3- 3	0- 0	0- 0	AWAY	0- 1	1- 1	2- 1				
0- 0	0- 0	0- 0	NEUTRAL	0- 0	0- 0	0- 0				

RPI 1-25				RPI 26-50				RPI 51-100 Team's RPI: 88				RPI 101+			
RPI	S	Opponent	Score	RPI	S	Opponent	Score	RPI	S	Opponent	Score	RPI	S	Opponent	Score
3	A	Notre Dame	43 98	35	A	St. John's (NY)	45 70	56	H	Hofstra	61 59	114	A	Albany (NY)	65 57
				39	A	Richmond	56 69	70	A	Boston U.	46 53	114	H	Albany (NY)	37 40
				49	A	Marist	51 57	83	A	Providence	46 63	130	H	LIU Brooklyn	54 45
												149	H	Harvard	72 61
												150	A	UMBC	59 71
												173	H	Manhattan	64 45
												175	N	TCU	64 60
												176	A	UCF	55 46
												192	A	New Hampshire	45 64
												192	H	New Hampshire	64 46
												199	H	Boston College	54 45
												205	H	Central Conn. St.	65 56
												234	A	Binghamton	63 41
												256	A	Vermont	63 52
												256	H	Vermont	50 57
												289	A	Dartmouth	60 42
												305	H	Stony Brook	63 44
												316	H	Maine	64 52
LAST 12 Division I GAMES:															
256	A	Vermont	63 52	150	A	UMBC	59 71								
192	H	New Hampshire	64 46	234	A	Binghamton	63 41								
114	A	Albany (NY)	65 57	256	H	Vermont	50 57								
305	H	Stony Brook	63 44	192	A	New Hampshire	45 64								
70	A	Boston U.	46 53	114	H	Albany (NY)	37 40								
316	H	Maine	64 52	83	A	Providence	46 63								

Non-Div I Games:

Hartford

■ Loss,
 ■ Non-Conf, S Site,
 ■ Home
 ■ Away
 N Neutral

Average RPI Win:	212	WON-LOST	WINNING	LAST 12	STRENGTH OF	OPP. STRENGTH	TEAM	ADJ.	CONF.	ADJ CONF.
Average RPI Loss:	126	RECORD	PCT. RANK	GAMES	SCHEDULE	OF SCHEDULE	RPI	RPI	RPI	RPI
DIV. I ONLY	11- 8	123	8- 4	240	144	149	149	18	18	
DIV. I NON-CONF.	7- 7	161	4- 3	187	112	125	125	19	19	
TOTALS	RPI 1-25	RPI 26-50	W-L RECORDS	RPI 51-100	RPI 101-150	RPI 150+				
11- 8	0- 0	1- 1	OVERALL	1- 3	0- 2	9- 2				
4- 3	0- 0	1- 0	HOME	1- 1	0- 1	2- 1				
6- 4	0- 0	0- 1	AWAY	0- 2	0- 1	6- 0				
1- 1	0- 0	0- 0	NEUTRAL	0- 0	0- 0	1- 1				
7- 7	0- 0	1- 1	NON-CONFERENCE	1- 2	0- 2	5- 2				
3- 2	0- 0	1- 0	HOME	1- 0	0- 1	1- 1				
3- 4	0- 0	0- 1	AWAY	0- 2	0- 1	3- 0				
1- 1	0- 0	0- 0	NEUTRAL	0- 0	0- 0	1- 1				
4- 1	0- 0	0- 0	CONFERENCE	0- 1	0- 0	4- 0				
1- 1	0- 0	0- 0	HOME	0- 1	0- 0	1- 0				
3- 0	0- 0	0- 0	AWAY	0- 0	0- 0	3- 0				
0- 0	0- 0	0- 0	NEUTRAL	0- 0	0- 0	0- 0				

RPI S	Opponent	Score	RPI S	Opponent	Score	RPI S	Opponent	Score	RPI S	Opponent	Score	Team's RPI: 149
35	H St. John's (NY)	63 56	70	H Boston U.	62 57	132	A Minnesota	53 79				
48	A Iowa	81 90	82	H Yale	63 68	147	H Holy Cross	68 73				
			83	A Providence	60 71	175	A TCU	56 44				
			88	A Hartford	61 72	177	H Brown	65 57				
						192	A New Hampshire	69 62				
						193	N Butler	68 69				
						229	A Massachusetts	68 47				
						235	H North Dakota	57 60				
						251	N Alcorn St.	78 55				
						262	A Cornell	67 57				
						289	A Dartmouth	71 63				
						314	H Rhode Island	69 57				
						338	A Columbia	68 56				
LAST 12 Division I GAMES:												
338	A Columbia	68 56	175	A TCU	56 44							
262	A Cornell	67 57	229	A Massachusetts	68 47							
177	H Brown	65 57	88	A Hartford	61 72							
82	H Yale	63 68	35	H St. John's (NY)	63 56							
235	H North Dakota	57 60	132	A Minnesota	53 79							
289	A Dartmouth	71 63	251	N Alcorn St.	78 55							

Non-Div I Games:

Harvard

■ Loss,
 ■ Non-Conf, S Site,
 ■ Home
 ■ Away
 N Neutral

Hawaii

Through Games Of Sunday, February 5, 2012

Average RPI Win: 242	WON-LOST	WINNING	LAST 12	STRENGTH OF	OPP. STRENGTH	TEAM	ADJ.	CONF.	ADJ CONF.
Average RPI Loss: 122	RECORD	PCT. RANK	GAMES	SCHEDULE	OF SCHEDULE	RPI	RPI	RPI	RPI
DIV. I ONLY	7- 14	254	5- 7	113	182	246	246	25	25
DIV. I NON-CONF.	4- 10	265	2- 3	50	153	199	199	24	24
TOTALS	RPI 1-25	RPI 26-50	W-L RECORDS	RPI 51-100	RPI 101-150	RPI 150+			
7- 14	0- 1	0- 2	OVERALL	0- 4	1- 3	6- 4			
5- 11	0- 1	0- 2	HOME	0- 3	1- 3	4- 2			
2- 3	0- 0	0- 0	AWAY	0- 1	0- 0	2- 2			
0- 0	0- 0	0- 0	NEUTRAL	0- 0	0- 0	0- 0			
4- 10	0- 1	0- 2	NON-CONFERENCE	0- 3	1- 2	3- 2			
3- 9	0- 1	0- 2	HOME	0- 3	1- 2	2- 1			
1- 1	0- 0	0- 0	AWAY	0- 0	0- 0	1- 1			
0- 0	0- 0	0- 0	NEUTRAL	0- 0	0- 0	0- 0			
3- 4	0- 0	0- 0	CONFERENCE	0- 1	0- 1	3- 2			
2- 2	0- 0	0- 0	HOME	0- 0	0- 1	2- 1			
1- 2	0- 0	0- 0	AWAY	0- 1	0- 0	1- 1			
0- 0	0- 0	0- 0	NEUTRAL	0- 0	0- 0	0- 0			

RPI 1-25				RPI 26-50				RPI 51-100				RPI 101+ Team's RPI: 246			
RPI	S	Opponent	Score	RPI	S	Opponent	Score	RPI	S	Opponent	Score	RPI	S	Opponent	Score
21	H	DePaul	65 90	30	H	California	54 69	60	A	Fresno St.	48 83	102	H	UC Davis	57 62
				40	H	Virginia	43 60	64	H	Texas	50 71	116	H	Denver	78 64
								69	H	North Carolina St.	54 84	119	H	San Diego St.	44 71
								76	H	Fla. Gulf Coast	52 72	125	H	Utah St.	55 69
												162	H	Portland St.	78 66
												172	H	Portland	64 82
												206	H	Louisiana Tech	61 46
												251	H	Alcorn St.	66 63
												269	A	Army	51 55
												279	A	San Jose St.	67 83
												288	H	Idaho	61 69
												298	A	Nevada	72 63
												324	H	New Mexico St.	51 48
												338	A	Columbia	66 55
LAST 12 Division I GAMES:															
125	H	Utah St.	55 69	279	A	San Jose St.	67 83								
288	H	Idaho	61 69	69	H	North Carolina St.	54 84								
60	A	Fresno St.	48 83	76	H	Fla. Gulf Coast	52 72								
298	A	Nevada	72 63	251	H	Alcorn St.	66 63								
324	H	New Mexico St.	51 48	102	H	UC Davis	57 62								
206	H	Louisiana Tech	61 46	116	H	Denver	78 64								

Non-Div I Games: Hawaii Hilo 60 51

Hawaii

■ Loss,
 ■ Non-Conf, S Site,
 ■ Home
 ■ Away
 N Neutral

Average RPI Win:	214	WON-LOST	WINNING	LAST 12	STRENGTH OF	OPP. STRENGTH	TEAM	ADJ.	CONF.	ADJ CONF.
Average RPI Loss:	146	RECORD	PCT. RANK	GAMES	SCHEDULE	OF SCHEDULE	RPI	RPI	RPI	RPI
DIV. I ONLY	14- 7	83	10- 2	207	193	138	138	26	26	
DIV. I NON-CONF.	5- 6	190	1- 1	159	54	97	97	30	30	
TOTALS	RPI 1-25	RPI 26-50	W-L RECORDS	RPI 51-100	RPI 101-150	RPI 150+				
14- 7	0- 0	0- 2	OVERALL	1- 1	3- 1	10- 3				
8- 2	0- 0	0- 0	HOME	0- 0	1- 0	7- 2				
5- 2	0- 0	0- 2	AWAY	1- 0	1- 0	3- 0				
1- 3	0- 0	0- 0	NEUTRAL	0- 1	1- 1	0- 1				
5- 6	0- 0	0- 2	NON-CONFERENCE	1- 1	2- 1	2- 2				
3- 1	0- 0	0- 0	HOME	0- 0	1- 0	2- 1				
1- 2	0- 0	0- 2	AWAY	1- 0	0- 0	0- 0				
1- 3	0- 0	0- 0	NEUTRAL	0- 1	1- 1	0- 1				
9- 1	0- 0	0- 0	CONFERENCE	0- 0	1- 0	8- 1				
5- 1	0- 0	0- 0	HOME	0- 0	0- 0	5- 1				
4- 0	0- 0	0- 0	AWAY	0- 0	1- 0	3- 0				
0- 0	0- 0	0- 0	NEUTRAL	0- 0	0- 0	0- 0				

RPI S	Opponent	Score	RPI S	Opponent	Score	RPI S	Opponent	Score	RPI S	Opponent	Score	Team's RPI: 138
29	A Vanderbilt	54 70	81	A VCU	82 67	105	N Central Ark.	56 69				
40	A Virginia	41 67	89	N Cincinnati	40 62	109	H Davidson	82 69				
						131	A Liberty	73 69				
						150	N UMBC	62 51				
						165	H Pittsburgh	82 75				
						211	H Charleston So.	84 58				
						215	H Campbell	77 65				
						217	N Georgia St.	68 79				
						223	A Radford	81 65				
						223	H Radford	61 66				
						233	A Winthrop	58 53				
						265	A Presbyterian	63 51				
						275	H Longwood	73 51				
						290	H Coastal Caro.	80 65				
						319	H Mercer	67 75				
						322	H Gardner-Webb	63 41				
						329	H UNC Asheville	89 49				
LAST 12 Division I GAMES:												
223	H Radford	61 66	223	A Radford	81 65							
265	A Presbyterian	63 51	131	A Liberty	73 69							
233	A Winthrop	58 53	322	H Gardner-Webb	63 41							
211	H Charleston So.	84 58	329	H UNC Asheville	89 49							
290	H Coastal Caro.	80 65	89	N Cincinnati	40 62							
215	H Campbell	77 65	150	N UMBC	62 51							

Non-Div I Games:

High Point

■ Loss,
 ■ Non-Conf, S Site,
 ■ Home
 ■ Away
 N Neutral

Hofstra

Through Games Of Sunday, February 5, 2012

Average RPI Win:	155	WON-LOST	WINNING	LAST 12	STRENGTH OF	OPP. STRENGTH	TEAM	ADJ.	CONF.	ADJ CONF.
Average RPI Loss:	63	RECORD	PCT. RANK	GAMES	SCHEDULE	OF SCHEDULE	RPI	RPI	RPI	RPI
DIV. I ONLY	16- 6	55	8- 4	102	38	56	56	7	7	
DIV. I NON-CONF.	8- 3	73	1- 1	45	13	28	28	7	7	
TOTALS	RPI 1-25	RPI 26-50	W-L RECORDS	RPI 51-100	RPI 101-150	RPI 150+				
16- 6	1- 2	2- 2	OVERALL	2- 1	2- 0	9- 1				
8- 3	0- 1	2- 1	HOME	1- 0	0- 0	5- 1				
6- 3	0- 1	0- 1	AWAY	1- 1	1- 0	4- 0				
2- 0	1- 0	0- 0	NEUTRAL	0- 0	1- 0	0- 0				
8- 3	1- 1	2- 1	NON-CONFERENCE	0- 1	2- 0	3- 0				
4- 1	0- 1	2- 0	HOME	0- 0	0- 0	2- 0				
2- 2	0- 0	0- 1	AWAY	0- 1	1- 0	1- 0				
2- 0	1- 0	0- 0	NEUTRAL	0- 0	1- 0	0- 0				
8- 3	0- 1	0- 1	CONFERENCE	2- 0	0- 0	6- 1				
4- 2	0- 0	0- 1	HOME	1- 0	0- 0	3- 1				
4- 1	0- 1	0- 0	AWAY	1- 0	0- 0	3- 0				
0- 0	0- 0	0- 0	NEUTRAL	0- 0	0- 0	0- 0				

RPI S	Opponent	Score	RPI S	Opponent	Score	RPI S	Opponent	Score	RPI S	Opponent	Score
6	A Delaware	66 84	26	A Gonzaga	88 101	88	A Hartford	59 61	117	A Eastern Wash.	90 69
11	N Kansas St.	64 54	35	H St. John's (NY)	93 82	93	A Drexel	68 61	146	N Drake	70 60
25	H Princeton	69 74	36	H James Madison	63 81	93	H Drexel	76 65	163	H Seton Hall	94 74
			49	H Marist	71 69				191	A William & Mary	100 97
									191	H William & Mary	82 75
									197	A Old Dominion	81 68
									197	H Old Dominion	79 81
									205	H Central Conn. St.	67 60
									217	A Georgia St.	86 71
									217	H Georgia St.	80 67
									227	H Northeastern	72 66
									327	A Saint Peter's	66 52
LAST 12 Division I GAMES:											
197	H Old Dominion	79 81	197	A Old Dominion	81 68						
191	H William & Mary	82 75	217	H Georgia St.	80 67						
93	A Drexel	68 61	191	A William & Mary	100 97						
6	A Delaware	66 84	93	H Drexel	76 65						
227	H Northeastern	72 66	25	H Princeton	69 74						
36	H James Madison	63 81	49	H Marist	71 69						

Non-Div I Games:

Hofstra

Loss, Non-Conf, S Site, H Home A Away N Neutral

Holy Cross

Through Games Of Sunday, February 5, 2012

Average RPI Win: 223	WON-LOST	WINNING	LAST 12	STRENGTH OF	OPP. STRENGTH	TEAM	ADJ.	CONF.	ADJ CONF.
Average RPI Loss: 148	RECORD	PCT. RANK	GAMES	SCHEDULE	OF SCHEDULE	RPI	RPI	RPI	RPI
DIV. I ONLY	13- 10	132	7- 5	197	214	147	147	27	27
DIV. I NON-CONF.	9- 6	116	3- 1	162	137	122	122	31	31
TOTALS	RPI 1-25	RPI 26-50	W-L RECORDS	RPI 51-100	RPI 101-150	RPI 150+			
13- 10	0- 2	0- 0	OVERALL	1- 1	1- 0	11- 7			
7- 3	0- 0	0- 0	HOME	1- 0	0- 0	6- 3			
5- 7	0- 1	0- 0	AWAY	0- 1	1- 0	4- 4			
1- 0	0- 0	0- 0	NEUTRAL	0- 0	0- 0	1- 0			
9- 6	0- 2	0- 0	NON-CONFERENCE	1- 1	1- 0	7- 3			
5- 1	0- 0	0- 0	HOME	1- 0	0- 0	4- 1			
3- 5	0- 2	0- 0	AWAY	0- 1	1- 0	2- 2			
1- 0	0- 0	0- 0	NEUTRAL	0- 0	0- 0	1- 0			
4- 4	0- 0	0- 0	CONFERENCE	0- 0	0- 0	4- 4			
2- 2	0- 0	0- 0	HOME	0- 0	0- 0	2- 2			
2- 2	0- 0	0- 0	AWAY	0- 0	0- 0	2- 2			
0- 0	0- 0	0- 0	NEUTRAL	0- 0	0- 0	0- 0			

RPI 1-25				RPI 26-50				RPI 51-100				RPI 101+ Team's RPI: 147			
RPI	S	Opponent	Score	RPI	S	Opponent	Score	RPI	S	Opponent	Score	RPI	S	Opponent	Score
2	A	Connecticut	37 77					57	H	Quinnipiac	80 70	149	A	Harvard	73 68
14	A	Miami (FL)	49 89					82	A	Yale	71 76	153	A	Lehigh	60 75
												153	H	Lehigh	73 75
												159	H	American	58 61
												177	A	Brown	81 74
												192	A	New Hampshire	61 50
												199	A	Boston College	58 67
												203	H	Fordham	43 54
												205	A	Central Conn. St.	54 63
												222	A	Navy	55 38
												225	H	Bryant	82 62
												227	H	Northeastern	70 68
												229	H	Massachusetts	76 64
												255	N	Morgan St.	73 66
												269	H	Army	62 59
												273	A	Lafayette	75 61
												289	H	Dartmouth	65 63
												309	A	Colgate	69 74
												340	H	Bucknell	70 53
LAST 12 Division I GAMES:															
153	H	Lehigh	73 75	159	H	American	58 61								
309	A	Colgate	69 74	222	A	Navy	55 38								
269	H	Army	62 59	153	A	Lehigh	60 75								
340	H	Bucknell	70 53	289	H	Dartmouth	65 63								
273	A	Lafayette	75 61	255	N	Morgan St.	73 66								
177	A	Brown	81 74	14	A	Miami (FL)	49 89								

Non-Div I Games:

Holy Cross

■ Loss,
 ■ Non-Conf, S Site,
 ■ Home
 ■ Away
 N Neutral

Average RPI Win: 289	WON-LOST	WINNING	LAST 12	STRENGTH OF	OPP. STRENGTH	TEAM	ADJ.	CONF.	ADJ CONF.
Average RPI Loss: 159	RECORD	PCT. RANK	GAMES	SCHEDULE	OF SCHEDULE	RPI	RPI	RPI	RPI
DIV. I ONLY	2- 19	333	2- 10	168	201	321	321	11	11
DIV. I NON-CONF.	1- 11	334	1- 2	230	210	329	329	18	18
TOTALS	RPI 1-25	RPI 26-50	W-L RECORDS	RPI 51-100	RPI 101-150	RPI 150+			
2- 19	0- 1	0- 0	OVERALL	0- 6	0- 1	2- 11			
1- 12	0- 0	0- 0	HOME	0- 4	0- 1	1- 7			
1- 7	0- 1	0- 0	AWAY	0- 2	0- 0	1- 4			
0- 0	0- 0	0- 0	NEUTRAL	0- 0	0- 0	0- 0			
1- 11	0- 1	0- 0	NON-CONFERENCE	0- 4	0- 1	1- 5			
1- 7	0- 0	0- 0	HOME	0- 3	0- 1	1- 3			
0- 4	0- 1	0- 0	AWAY	0- 1	0- 0	0- 2			
0- 0	0- 0	0- 0	NEUTRAL	0- 0	0- 0	0- 0			
1- 8	0- 0	0- 0	CONFERENCE	0- 2	0- 0	1- 6			
0- 5	0- 0	0- 0	HOME	0- 1	0- 0	0- 4			
1- 3	0- 0	0- 0	AWAY	0- 1	0- 0	1- 2			
0- 0	0- 0	0- 0	NEUTRAL	0- 0	0- 0	0- 0			

RPI 1-25				RPI 26-50				RPI 51-100				RPI 101+ Team's RPI: 321			
RPI	S	Opponent	Score	RPI	S	Opponent	Score	RPI	S	Opponent	Score	RPI	S	Opponent	Score
24	A	Georgetown	36 66					53	H	Texas Tech	58 88	124	H	Oral Roberts	60 76
								65	A	UTEP	43 87	169	A	SMU	61 76
								82	H	Yale	62 80	169	H	SMU	50 63
								86	H	UAB	43 67	175	H	TCU	35 80
								96	A	Washington	60 85	180	H	Marshall	41 65
								97	H	McNeese St.	59 72	182	A	Tulsa	53 67
												182	H	Tulsa	48 77
												206	H	Louisiana Tech	53 79
												216	H	Rice	50 58
												236	A	Southern Miss.	56 49
												285	A	UTSA	59 70
												307	A	New Mexico	44 70
												324	H	New Mexico St.	62 63
												341	H	Houston Baptist	83 60
LAST 12 Division I GAMES:															
182	A	Tulsa	53 67	169	A	SMU	61 76								
169	H	SMU	50 63	236	A	Southern Miss.	56 49								
216	H	Rice	50 58	180	H	Marshall	41 65								
65	A	UTEP	43 87	307	A	New Mexico	44 70								
182	H	Tulsa	48 77	96	A	Washington	60 85								
86	H	UAB	43 67	341	H	Houston Baptist	83 60								

Non-Div I Games:

Houston

■ Loss,
 ■ Non-Conf, S Site,
 ■ Home
 ■ Away
 N Neutral

Houston Baptist

Through Games Of Sunday, February 5, 2012

Average RPI Win:	0	WON-LOST	WINNING	LAST 12	STRENGTH OF	OPP. STRENGTH	TEAM	ADJ.	CONF.	ADJ CONF.
Average RPI Loss:	223	RECORD	PCT. RANK	GAMES	SCHEDULE	OF SCHEDULE	RPI	RPI	RPI	RPI
DIV. I ONLY	0- 19	340	0- 11	315	332	341	341	33	33	
DIV. I NON-CONF.	0- 15	337	0- 7	267	321	340	340	33	33	
TOTALS	RPI 1-25	RPI 26-50	W-L RECORDS	RPI 51-100	RPI 101-150	RPI 150+				
0- 19	0- 0	0- 1	OVERALL	0- 1	0- 2	0- 15				
0- 9	0- 0	0- 0	HOME	0- 0	0- 1	0- 8				
0- 9	0- 0	0- 1	AWAY	0- 1	0- 1	0- 6				
0- 1	0- 0	0- 0	NEUTRAL	0- 0	0- 0	0- 1				
0- 15	0- 0	0- 1	NON-CONFERENCE	0- 1	0- 2	0- 11				
0- 6	0- 0	0- 0	HOME	0- 0	0- 1	0- 5				
0- 8	0- 0	0- 1	AWAY	0- 1	0- 1	0- 5				
0- 1	0- 0	0- 0	NEUTRAL	0- 0	0- 0	0- 1				
0- 4	0- 0	0- 0	CONFERENCE	0- 0	0- 0	0- 4				
0- 3	0- 0	0- 0	HOME	0- 0	0- 0	0- 3				
0- 1	0- 0	0- 0	AWAY	0- 0	0- 0	0- 1				
0- 0	0- 0	0- 0	NEUTRAL	0- 0	0- 0	0- 0				

RPI 1-25			RPI 26-50			RPI 51-100			RPI 101+ Team's RPI: 341		
RPI	S	Opponent	Score	RPI	S	Opponent	Score	RPI	S	Opponent	Score
				47	A	Iowa St.	33 73	65	A	UTEP	53 82
								142	A	UMKC	45 92
								145	H	Stephen F. Austin	39 53
								167	H	Sam Houston St.	51 69
								174	H	Lamar	40 73
								209	N	George Washington	44 80
								212	A	Texas St.	61 86
								216	A	Rice	42 75
								222	A	Navy	31 67
								235	A	North Dakota	34 93
								242	H	Tex.-Pan American	41 55
								256	H	Vermont	47 60
								303	A	Texas-Arlington	61 78
								307	H	New Mexico	38 65
								317	H	A&M-Corpus Christi	45 65
								321	A	Houston	60 83
								326	H	Chicago St.	66 79
								328	H	NJIT	52 69
LAST 12 Division I GAMES:											
235	A	North Dakota	34 93	212	A	Texas St.	61 86				
242	H	Tex.-Pan American	41 55	174	H	Lamar	40 73				
326	H	Chicago St.	66 79	307	H	New Mexico	38 65				
328	H	NJIT	52 69	321	A	Houston	60 83				
167	H	Sam Houston St.	51 69	209	N	George Washington	44 80				
303	A	Texas-Arlington	61 78	222	A	Navy	31 67				

Non-Div I Games: Huston-Tillotson 87 70

Houston Baptist

■ Loss,
 ■ Non-Conf, S Site,
 ■ Home
 ■ Away
 N Neutral

Average RPI Win:	235	WON-LOST	WINNING	LAST 12	STRENGTH OF	OPP. STRENGTH	TEAM	ADJ.	CONF.	ADJ CONF.
Average RPI Loss:	85	RECORD	PCT. RANK	GAMES	SCHEDULE	OF SCHEDULE	RPI	RPI	RPI	RPI
DIV. I ONLY	16- 7	69	10- 2	198	183	85	85	28	28	
DIV. I NON-CONF.	8- 5	106	4- 0	101	86	46	46	25	25	
TOTALS	RPI 1-25	RPI 26-50	W-L RECORDS	RPI 51-100	RPI 101-150	RPI 150+				
16- 7	0- 2	0- 1	OVERALL	0- 2	2- 0	14- 2				
7- 1	0- 0	0- 0	HOME	0- 1	1- 0	6- 0				
8- 6	0- 2	0- 1	AWAY	0- 1	1- 0	7- 2				
1- 0	0- 0	0- 0	NEUTRAL	0- 0	0- 0	1- 0				
8- 5	0- 2	0- 1	NON-CONFERENCE	0- 0	1- 0	7- 2				
3- 0	0- 0	0- 0	HOME	0- 0	0- 0	3- 0				
4- 5	0- 2	0- 1	AWAY	0- 0	1- 0	3- 2				
1- 0	0- 0	0- 0	NEUTRAL	0- 0	0- 0	1- 0				
8- 2	0- 0	0- 0	CONFERENCE	0- 2	1- 0	7- 0				
4- 1	0- 0	0- 0	HOME	0- 1	1- 0	3- 0				
4- 1	0- 0	0- 0	AWAY	0- 1	0- 0	4- 0				
0- 0	0- 0	0- 0	NEUTRAL	0- 0	0- 0	0- 0				

RPI 1-25				RPI 26-50				RPI 51-100				Team's RPI: 85	RPI 101+			
RPI	S	Opponent	Score	RPI	S	Opponent	Score	RPI	S	Opponent	Score		RPI	S	Opponent	Score
1	A	Baylor	28 82	35	A	St. John's (NY)	48 63	75	A	Hampton	40 63		108	A	Wake Forest	63 59
13	A	Ohio St.	50 73					75	H	Hampton	39 52		135	H	Coppin St.	63 52
													155	N	Detroit	60 58
													163	A	Seton Hall	63 44
													194	A	Akron	63 64
													201	A	Loyola Maryland	56 62
													208	H	Buffalo	81 57
													222	H	Navy	60 50
													231	A	Mt. St. Mary's	67 55
													243	A	South Carolina St.	69 46
													247	A	Fairleigh Dickinson	66 56
													248	A	Md.-East. Shore	49 36
													261	H	N.C. A&T	65 57
													264	A	Savannah St.	64 51
													274	A	Norfolk St.	73 50
													328	H	NJIT	58 31
													337	H	Delaware St.	59 49
													342	H	N.C. Central	67 26
LAST 12 Division I GAMES:																
248	A	Md.-East. Shore	49 36	274	A	Norfolk St.	73 50									
243	A	South Carolina St.	69 46	75	A	Hampton	40 63									
264	A	Savannah St.	64 51	328	H	NJIT	58 31									
75	H	Hampton	39 52	231	A	Mt. St. Mary's	67 55									
342	H	N.C. Central	67 26	247	A	Fairleigh Dickinson	66 56									
261	H	N.C. A&T	65 57	163	A	Seton Hall	63 44									

Non-Div I Games:

Howard

■ Loss,
 ■ Non-Conf,
 ■ S Site,
 ■ H Home
 ■ A Away
 N Neutral

Average RPI Win:	201	WON-LOST	WINNING	LAST 12	STRENGTH OF	OPP. STRENGTH	TEAM	ADJ.	CONF.	ADJ CONF.
Average RPI Loss:	161	RECORD	PCT. RANK	GAMES	SCHEDULE	OF SCHEDULE	RPI	RPI	RPI	RPI
DIV. I ONLY	6- 16	283	3- 9	213	161	301	301	16	16	
DIV. I NON-CONF.	2- 8	293	1- 1	152	170	276	276	11	11	
TOTALS	RPI 1-25	RPI 26-50	W-L RECORDS	RPI 51-100	RPI 101-150	RPI 150+				
6- 16	0- 1	0- 0	OVERALL	1- 5	1- 1	4- 9				
6- 6	0- 0	0- 0	HOME	1- 2	1- 0	4- 4				
0- 10	0- 1	0- 0	AWAY	0- 3	0- 1	0- 5				
0- 0	0- 0	0- 0	NEUTRAL	0- 0	0- 0	0- 0				
2- 8	0- 1	0- 0	NON-CONFERENCE	0- 3	0- 0	2- 4				
2- 3	0- 0	0- 0	HOME	0- 1	0- 0	2- 2				
0- 5	0- 1	0- 0	AWAY	0- 2	0- 0	0- 2				
0- 0	0- 0	0- 0	NEUTRAL	0- 0	0- 0	0- 0				
4- 8	0- 0	0- 0	CONFERENCE	1- 2	1- 1	2- 5				
4- 3	0- 0	0- 0	HOME	1- 1	1- 0	2- 2				
0- 5	0- 0	0- 0	AWAY	0- 1	0- 1	0- 3				
0- 0	0- 0	0- 0	NEUTRAL	0- 0	0- 0	0- 0				

RPI 1-25				RPI 26-50				RPI 51-100				RPI 101+ Team's RPI: 301			
RPI	S	Opponent	Score	RPI	S	Opponent	Score	RPI	S	Opponent	Score	RPI	S	Opponent	Score
23	A	Purdue	36 73					71	A	South Dakota St.	58 81	124	A	Oral Roberts	62 102
								71	H	South Dakota St.	66 76	142	H	UMKC	82 76
								74	A	Michigan St.	56 62	155	A	Detroit	60 90
								75	H	Hampton	62 79	187	H	SIU Edwardsville	57 72
								89	A	Cincinnati	42 74	193	H	Butler	68 60
								98	H	South Dakota	65 63	195	H	Oakland	47 67
												219	H	Youngstown St.	81 91
												238	A	North Dakota St.	70 77
												238	H	North Dakota St.	50 64
												239	H	Western Ill.	73 54
												260	A	IUPUI	62 76
												260	H	IUPUI	59 50
												275	H	Longwood	73 54
												276	A	Southern Utah	68 80
												284	A	Valparaiso	43 64
LAST 12 Division I GAMES:															
260	A	IUPUI	62 76	195	H	Oakland	47 67								
238	H	North Dakota St.	50 64	260	H	IUPUI	59 50								
71	H	South Dakota St.	66 76	239	H	Western Ill.	73 54								
124	A	Oral Roberts	62 102	71	A	South Dakota St.	58 81								
276	A	Southern Utah	68 80	238	A	North Dakota St.	70 77								
275	H	Longwood	73 54	23	A	Purdue	36 73								

Non-Div I Games: Grace (IN) 71 54

IPFW

■ Loss,
 ■ Non-Conf, S Site,
 ■ Home
 ■ Away
 N Neutral

Average RPI Win: 234	WON-LOST	WINNING	LAST 12	STRENGTH OF	OPP. STRENGTH	TEAM	ADJ.	CONF.	ADJ CONF.
Average RPI Loss: 154	RECORD	PCT. RANK	GAMES	SCHEDULE	OF SCHEDULE	RPI	RPI	RPI	RPI
DIV. I ONLY	8- 13	236	4- 6	270	158	260	260	16	16
DIV. I NON-CONF.	3- 7	261	0- 1	222	151	237	237	11	11

TOTALS	RPI 1-25	RPI 26-50	W-L RECORDS	RPI 51-100	RPI 101-150	RPI 150+			
8- 13	0- 1	0- 1	OVERALL	0- 2	1- 3	7- 6			
5- 4	0- 0	0- 0	HOME	0- 1	1- 1	4- 2			
1- 9	0- 1	0- 1	AWAY	0- 1	0- 2	1- 4			
2- 0	0- 0	0- 0	NEUTRAL	0- 0	0- 0	2- 0			
3- 7	0- 1	0- 1	NON-CONFERENCE	0- 0	0- 2	3- 3			
1- 2	0- 0	0- 0	HOME	0- 0	0- 1	1- 1			
0- 5	0- 1	0- 1	AWAY	0- 0	0- 1	0- 2			
2- 0	0- 0	0- 0	NEUTRAL	0- 0	0- 0	2- 0			
5- 6	0- 0	0- 0	CONFERENCE	0- 2	1- 1	4- 3			
4- 2	0- 0	0- 0	HOME	0- 1	1- 0	3- 1			
1- 4	0- 0	0- 0	AWAY	0- 1	0- 1	1- 2			
0- 0	0- 0	0- 0	NEUTRAL	0- 0	0- 0	0- 0			

RPI 1-25				RPI 26-50				RPI 51-100				RPI 101+ Team's RPI: 260			
RPI	S	Opponent	Score	RPI	S	Opponent	Score	RPI	S	Opponent	Score	RPI	S	Opponent	Score
23	A	Purdue	45 75	33	A	Kansas	50 71	71	H	South Dakota St.	63 74	118	H	Eastern Ill.	49 64
								98	A	South Dakota	65 73	124	H	Oral Roberts	72 48
												139	A	Indiana St.	40 65
												142	A	UMKC	55 63
												174	N	Lamar	61 34
												183	N	Fla. Atlantic	74 64
												189	H	Indiana	64 65
												193	A	Butler	50 58
												195	A	Oakland	50 54
												238	H	North Dakota St.	49 39
												239	A	Western Ill.	68 64
												239	H	Western Ill.	60 65
												259	A	Southern Ill.	63 77
												276	H	Southern Utah	56 49
												301	A	IPFW	50 59
												301	H	IPFW	76 62
												336	H	St. Francis (NY)	75 56
LAST 12 Division I GAMES:															
301	H	IPFW	76 62	301	A	IPFW	50 59								
239	A	Western Ill.	68 64	195	A	Oakland	50 54								
98	A	South Dakota	65 73	239	H	Western Ill.	60 65								
142	A	UMKC	55 63	193	A	Butler	50 58								
276	H	Southern Utah	56 49	118	H	Eastern Ill.	49 64								
124	H	Oral Roberts	72 48	189	H	Indiana	64 65								

Non-Div I Games: Marygrove 82 43 Trine 79 24

IUPUI

Loss, Non-Conf, S Site, H Home A Away N Neutral

Idaho

Through Games Of Sunday, February 5, 2012

Average RPI Win: 257	WON-LOST	WINNING	LAST 12	STRENGTH OF	OPP. STRENGTH	TEAM	ADJ.	CONF.	ADJ CONF.
Average RPI Loss: 175	RECORD	PCT. RANK	GAMES	SCHEDULE	OF SCHEDULE	RPI	RPI	RPI	RPI
DIV. I ONLY	5- 16	296	3- 9	208	259	288	288	25	25
DIV. I NON-CONF.	3- 11	289	1- 4	166	274	274	274	24	24
TOTALS	RPI 1-25	RPI 26-50	W-L RECORDS	RPI 51-100	RPI 101-150	RPI 150+			
5- 16	0- 0	0- 1	OVERALL	0- 2	0- 4	5- 9			
1- 8	0- 0	0- 1	HOME	0- 2	0- 1	1- 4			
2- 6	0- 0	0- 0	AWAY	0- 0	0- 2	2- 4			
2- 2	0- 0	0- 0	NEUTRAL	0- 0	0- 1	2- 1			
3- 11	0- 0	0- 1	NON-CONFERENCE	0- 1	0- 3	3- 6			
1- 5	0- 0	0- 1	HOME	0- 1	0- 0	1- 3			
0- 4	0- 0	0- 0	AWAY	0- 0	0- 2	0- 2			
2- 2	0- 0	0- 0	NEUTRAL	0- 0	0- 1	2- 1			
2- 5	0- 0	0- 0	CONFERENCE	0- 1	0- 1	2- 3			
0- 3	0- 0	0- 0	HOME	0- 1	0- 1	0- 1			
2- 2	0- 0	0- 0	AWAY	0- 0	0- 0	2- 2			
0- 0	0- 0	0- 0	NEUTRAL	0- 0	0- 0	0- 0			

RPI 1-25				RPI 26-50				RPI 51-100				RPI 101+				Team's RPI: 288
RPI	S	Opponent	Score	RPI	S	Opponent	Score	RPI	S	Opponent	Score	RPI	S	Opponent	Score	
				26	H	Gonzaga	42 91	60	H	Fresno St.	49 72	104	A	Colorado	59 68	
								96	H	Washington	49 66	117	A	Eastern Wash.	61 76	
												125	H	Utah St.	70 78	
												126	N	Pepperdine	48 57	
												152	H	Seattle	72 80	
												161	A	Montana	57 64	
												206	A	Louisiana Tech	54 66	
												213	H	Wyoming	65 59	
												235	A	North Dakota	54 84	
												235	H	North Dakota	68 78	
												235	N	North Dakota	53 50	
												236	N	Southern Miss.	62 63	
												246	A	Hawaii	69 61	
												279	A	San Jose St.	67 63	
												292	H	UC Riverside	57 70	
												298	H	Nevada	70 76	
												312	N	Morehead St.	71 45	
												324	A	New Mexico St.	47 61	
LAST 12 Division I GAMES:																
				279	A	San Jose St.	67 63	206	A	Louisiana Tech	54 66					
				246	A	Hawaii	69 61	152	H	Seattle	72 80					
				125	H	Utah St.	70 78	235	H	North Dakota	68 78					
				298	H	Nevada	70 76	236	N	Southern Miss.	62 63					
				60	H	Fresno St.	49 72	235	N	North Dakota	53 50					
				324	A	New Mexico St.	47 61	117	A	Eastern Wash.	61 76					

Non-Div I Games: Carroll (MT) 63 40 Corban 77 74

Idaho

■ Loss,
 ■ Non-Conf, S Site,
 ■ Home
 ■ Away
 N Neutral

Average RPI Win:	202	WON-LOST	WINNING	LAST 12	STRENGTH OF	OPP. STRENGTH	TEAM	ADJ.	CONF.	ADJ CONF.
Average RPI Loss:	126	RECORD	PCT. RANK	GAMES	SCHEDULE	OF SCHEDULE	RPI	RPI	RPI	RPI
DIV. I ONLY	14- 6	66	8- 2	86	273	66	66	14	14	
DIV. I NON-CONF.	6- 5	141	0- 1	36	311	42	42	12	12	
TOTALS	RPI 1-25	RPI 26-50	W-L RECORDS	RPI 51-100	RPI 101-150	RPI 150+				
14- 6	0- 0	0- 1	OVERALL	1- 2	3- 2	10- 1				
5- 2	0- 0	0- 0	HOME	0- 1	1- 1	4- 0				
6- 3	0- 0	0- 0	AWAY	0- 1	1- 1	5- 1				
3- 1	0- 0	0- 1	NEUTRAL	1- 0	1- 0	1- 0				
6- 5	0- 0	0- 1	NON-CONFERENCE	1- 2	2- 1	3- 1				
2- 1	0- 0	0- 0	HOME	0- 1	1- 0	1- 0				
1- 3	0- 0	0- 0	AWAY	0- 1	0- 1	1- 1				
3- 1	0- 0	0- 1	NEUTRAL	1- 0	1- 0	1- 0				
8- 1	0- 0	0- 0	CONFERENCE	0- 0	1- 1	7- 0				
3- 1	0- 0	0- 0	HOME	0- 0	0- 1	3- 0				
5- 0	0- 0	0- 0	AWAY	0- 0	1- 0	4- 0				
0- 0	0- 0	0- 0	NEUTRAL	0- 0	0- 0	0- 0				

RPI 1-25				RPI 26-50				RPI 51-100				Team's RPI: 66				RPI 101+			
RPI	S	Opponent	Score	RPI	S	Opponent	Score	RPI	S	Opponent	Score	RPI	S	Opponent	Score	RPI	S	Opponent	Score
				41	N	Tulane	37 45	63	N	Chattanooga	65 62	110	N	South Fla.	76 63				
								65	A	UTEP	63 79	125	H	Utah St.	67 65				
								98	H	South Dakota	54 66					127	A	Montana St.	59 58
																127	H	Montana St.	67 79
																140	A	Utah	31 56
																156	A	Northern Colo.	64 50
																156	H	Northern Colo.	57 52
																161	A	Montana	58 51
																162	H	Portland St.	78 63
																228	H	Boise St.	84 75
																281	A	Northern Ariz.	49 44
																282	A	Utah Valley	59 68
																294	H	Sacramento St.	78 57
																315	N	Jackson St.	47 36
																324	A	New Mexico St.	59 42
																332	A	Weber St.	54 52
LAST 12 Division I GAMES:																			
				127	H	Montana St.	67 79	161	A	Montana	58 51								
				332	A	Weber St.	54 52	127	A	Montana St.	59 58								
				156	A	Northern Colo.	64 50	156	H	Northern Colo.	57 52								
				281	A	Northern Ariz.	49 44	98	H	South Dakota	54 66								
				162	H	Portland St.	78 63	125	H	Utah St.	67 65								
				294	H	Sacramento St.	78 57	140	A	Utah	31 56								

Non-Div I Games: Okla. Panhandle 90 48 Great Falls 86 42

Idaho St.

Loss, Non-Conf, S Site, H Home A Away N Neutral

Ill.-Chicago

Through Games Of Sunday, February 5, 2012

Average RPI Win:	210	WON-LOST	WINNING	LAST 12	STRENGTH OF	OPP. STRENGTH	TEAM	ADJ.	CONF.	ADJ CONF.
Average RPI Loss:	157	RECORD	PCT. RANK	GAMES	SCHEDULE	OF SCHEDULE	RPI	RPI	RPI	RPI
DIV. I ONLY	11- 9	140	7- 5	161	243	141	141	13	13	
DIV. I NON-CONF.	5- 4	136	1- 0	180	267	146	146	17	17	
TOTALS	RPI 1-25	RPI 26-50	W-L RECORDS	RPI 51-100	RPI 101-150	RPI 150+				
11- 9	0- 1	0- 0	OVERALL	0- 0	2- 2	9- 6				
7- 2	0- 0	0- 0	HOME	0- 0	2- 1	5- 1				
4- 7	0- 1	0- 0	AWAY	0- 0	0- 1	4- 5				
0- 0	0- 0	0- 0	NEUTRAL	0- 0	0- 0	0- 0				
5- 4	0- 0	0- 0	NON-CONFERENCE	0- 0	2- 2	3- 2				
4- 1	0- 0	0- 0	HOME	0- 0	2- 1	2- 0				
1- 3	0- 0	0- 0	AWAY	0- 0	0- 1	1- 2				
0- 0	0- 0	0- 0	NEUTRAL	0- 0	0- 0	0- 0				
6- 5	0- 1	0- 0	CONFERENCE	0- 0	0- 0	6- 4				
3- 1	0- 0	0- 0	HOME	0- 0	0- 0	3- 1				
3- 4	0- 1	0- 0	AWAY	0- 0	0- 0	3- 3				
0- 0	0- 0	0- 0	NEUTRAL	0- 0	0- 0	0- 0				

RPI 1-25				RPI 26-50				RPI 51-100				RPI 101+ Team's RPI: 141			
RPI	S	Opponent	Score	RPI	S	Opponent	Score	RPI	S	Opponent	Score	RPI	S	Opponent	Score
18	A	Green Bay	63 80									111	A	Illinois St.	56 77
												118	H	Eastern Ill.	66 50
												139	H	Indiana St.	59 75
												146	H	Drake	61 48
												155	A	Detroit	57 62
												155	H	Detroit	66 59
												160	A	Wright St.	70 80
												160	H	Wright St.	60 62
												187	A	SIU Edwardsville	57 63
												193	H	Butler	77 42
												195	A	Oakland	45 48
												202	A	Northern Ill.	49 47
												204	A	Loyola Chicago	57 56
												214	A	Milwaukee	67 41
												219	A	Youngstown St.	77 68
												257	H	Saint Louis	68 60
												284	H	Valparaiso	54 43
												287	A	Cleveland St.	80 83
												318	H	Southeast Mo. St.	69 54
LAST 12 Division I GAMES:															
155	A	Detroit	57 62	287	A	Cleveland St.	80 83								
160	A	Wright St.	70 80	160	H	Wright St.	60 62								
204	A	Loyola Chicago	57 56	155	H	Detroit	66 59								
284	H	Valparaiso	54 43	214	A	Milwaukee	67 41								
193	H	Butler	77 42	18	A	Green Bay	63 80								
219	A	Youngstown St.	77 68	118	H	Eastern Ill.	66 50								

Non-Div I Games: Roosevelt 78 58 Central Methodist 67 46

Ill.-Chicago

Loss, Non-Conf, S Site, H Home A Away N Neutral

Average RPI Win:	158	WON-LOST	WINNING	LAST 12	STRENGTH OF	OPP. STRENGTH	TEAM	ADJ.	CONF.	ADJ CONF.
Average RPI Loss:	49	RECORD	PCT. RANK	GAMES	SCHEDULE	OF SCHEDULE	RPI	RPI	RPI	RPI
DIV. I ONLY	8- 16	254	3- 9	5	68	92	92	4	4	
DIV. I NON-CONF.	6- 7	181	1- 0	9	124	105	105	3	3	
TOTALS	RPI 1-25	RPI 26-50	W-L RECORDS	RPI 51-100	RPI 101-150	RPI 150+				
8- 16	0- 5	0- 6	OVERALL	1- 3	4- 2	3- 0				
3- 6	0- 2	0- 3	HOME	0- 0	2- 1	1- 0				
4- 6	0- 2	0- 2	AWAY	1- 1	1- 1	2- 0				
1- 4	0- 1	0- 1	NEUTRAL	0- 2	1- 0	0- 0				
6- 7	0- 1	0- 3	NON-CONFERENCE	0- 2	3- 1	3- 0				
2- 1	0- 0	0- 1	HOME	0- 0	1- 0	1- 0				
3- 2	0- 0	0- 1	AWAY	0- 0	1- 1	2- 0				
1- 4	0- 1	0- 1	NEUTRAL	0- 2	1- 0	0- 0				
2- 9	0- 4	0- 3	CONFERENCE	1- 1	1- 1	0- 0				
1- 5	0- 2	0- 2	HOME	0- 0	1- 1	0- 0				
1- 4	0- 2	0- 1	AWAY	1- 1	0- 0	0- 0				
0- 0	0- 0	0- 0	NEUTRAL	0- 0	0- 0	0- 0				

RPI 1-25				RPI 26-50				RPI 51-100				Team's RPI: 92	RPI 101+			
RPI	S	Opponent	Score	RPI	S	Opponent	Score	RPI	S	Opponent	Score		RPI	S	Opponent	Score
13	A	Ohio St.	84 96	28	H	Penn St.	65 71	53	N	Texas Tech	64 70		106	H	Memphis	62 54
18	N	Green Bay	62 82	30	A	California	56 80	59	N	Arizona St.	50 51		111	A	Illinois St.	66 56
22	H	Nebraska	47 67	31	H	South Carolina	52 71	74	A	Michigan St.	71 62		121	A	Oregon	74 77
23	A	Purdue	66 77	38	H	Michigan	50 70	99	A	Northwestern	58 59		127	N	Montana St.	68 56
23	H	Purdue	63 64	46	N	Dayton	66 80						132	H	Minnesota	72 67
				48	A	Iowa	62 69						133	H	Wisconsin	67 70
LAST 12 Division I GAMES:																
				23	A	Purdue	66 77	99	A	Northwestern	58 59					
				132	H	Minnesota	72 67	133	H	Wisconsin	67 70					
				22	H	Nebraska	47 67	48	A	Iowa	62 69					
				74	A	Michigan St.	71 62	23	H	Purdue	63 64					
				13	A	Ohio St.	84 96	38	H	Michigan	50 70					
				28	H	Penn St.	65 71	221	H	Alabama A&M	83 65					

Non-Div I Games:

Illinois

Average RPI Win:	184	WON-LOST	WINNING	LAST 12	STRENGTH OF	OPP. STRENGTH	TEAM	ADJ.	CONF.	ADJ CONF.
Average RPI Loss:	82	RECORD	PCT. RANK	GAMES	SCHEDULE	OF SCHEDULE	RPI	RPI	RPI	RPI
DIV. I ONLY	12- 9	126	7- 5	116	81	111	111	10	10	
DIV. I NON-CONF.	5- 6	190	0- 2	105	40	99	99	10	10	
TOTALS	RPI 1-25	RPI 26-50	W-L RECORDS	RPI 51-100	RPI 101-150	RPI 150+				
12- 9	0- 1	0- 2	OVERALL	2- 3	4- 3	6- 0				
8- 2	0- 1	0- 0	HOME	1- 1	3- 0	4- 0				
3- 7	0- 0	0- 2	AWAY	1- 2	1- 3	1- 0				
1- 0	0- 0	0- 0	NEUTRAL	0- 0	0- 0	1- 0				
5- 6	0- 1	0- 1	NON-CONFERENCE	0- 3	1- 1	4- 0				
3- 2	0- 1	0- 0	HOME	0- 1	1- 0	2- 0				
1- 4	0- 0	0- 1	AWAY	0- 2	0- 1	1- 0				
1- 0	0- 0	0- 0	NEUTRAL	0- 0	0- 0	1- 0				
7- 3	0- 0	0- 1	CONFERENCE	2- 0	3- 2	2- 0				
5- 0	0- 0	0- 0	HOME	1- 0	2- 0	2- 0				
2- 3	0- 0	0- 1	AWAY	1- 0	1- 2	0- 0				
0- 0	0- 0	0- 0	NEUTRAL	0- 0	0- 0	0- 0				

RPI S	Opponent	Score	RPI S	Opponent	Score	RPI S	Opponent	Score	RPI S	Opponent	Score	Team's RPI: 111
21	H DePaul	54 73	38	A Michigan	59 76	59	A Arizona St.	54 77	118	A Eastern Ill.	69 83	
			50	A Missouri St.	68 83	78	H Creighton	79 66	123	A UNI	73 79	
						91	A Wichita St.	68 59	139	A Indiana St.	53 67	
						92	H Illinois	56 66	139	H Indiana St.	78 67	
						99	A Northwestern	62 69	141	H Ill.-Chicago	77 56	
									146	H Drake	71 67	
									148	A Bradley	67 65	
									202	H Northern Ill.	81 62	
									218	N Arkansas St.	78 50	
									241	H Western Ky.	71 45	
									254	A Ball St.	63 52	
									259	H Southern Ill.	75 51	
									295	H Evansville	62 49	
LAST 12 Division I GAMES:												
139	H Indiana St.	78 67	148	A Bradley	67 65							
50	A Missouri St.	68 83	139	A Indiana St.	53 67							
91	A Wichita St.	68 59	295	H Evansville	62 49							
78	H Creighton	79 66	259	H Southern Ill.	75 51							
146	H Drake	71 67	38	A Michigan	59 76							
123	A UNI	73 79	21	H DePaul	54 73							

Non-Div I Games:

Illinois St.

Indiana

Average RPI Win: 266

Average RPI Loss: 74

WON-LOST

WINNING

LAST 12

RECORD

PCT. RANK

GAMES

Through Games Of Sunday, February 5, 2012

STRENGTH OF

SCHEDULE

OPP. STRENGTH

OF SCHEDULE

TEAM

RPI

ADJ.

RPI

CONF.

RPI

ADJ CONF.

RPI

DIV. I ONLY

5- 19

308

1- 11

30

95

189

189

4

4

DIV. I NON-CONF.

5- 8

220

1- 0

79

214

247

247

3

3

TOTALS

RPI 1-25

RPI 26-50

W-L RECORDS

RPI 51-100

RPI 101-150

RPI 150+

5- 19

0- 4

0- 4

OVERALL

0- 7

0- 2

5- 2

2- 8

0- 2

0- 1

HOME

0- 4

0- 0

2- 1

2- 10

0- 2

0- 3

AWAY

0- 3

0- 2

2- 0

1- 1

0- 0

0- 0

NEUTRAL

0- 0

0- 0

1- 1

5- 8

0- 1

0- 1

NON-CONFERENCE

0- 3

0- 1

5- 2

2- 3

0- 0

0- 0

HOME

0- 2

0- 0

2- 1

2- 4

0- 1

0- 1

AWAY

0- 1

0- 1

2- 0

1- 1

0- 0

0- 0

NEUTRAL

0- 0

0- 0

1- 1

0- 11

0- 3

0- 3

CONFERENCE

0- 4

0- 1

0- 0

0- 5

0- 2

0- 1

HOME

0- 2

0- 0

0- 0

0- 6

0- 1

0- 2

AWAY

0- 2

0- 1

0- 0

0- 0

0- 0

0- 0

NEUTRAL

0- 0

0- 0

0- 0

RPI 1-25

RPI 26-50

RPI 51-100

RPI 101+

Team's RPI: 189

RPI	S	Opponent	Score
13	H	Ohio St.	55 73
20	A	St. Bonaventure	45 65
22	A	Nebraska	48 62
23	H	Purdue	60 82

RPI	S	Opponent	Score
28	A	Penn St.	44 76
38	A	Michigan	48 66
40	A	Virginia	49 65
48	H	Iowa	64 83

RPI	S	Opponent	Score
54	H	Oklahoma St.	72 83
74	A	Michigan St.	47 67
74	H	Michigan St.	49 63
84	A	Miami (OH)	72 77
95	H	Toledo	58 69
99	A	Northwestern	61 68
99	H	Northwestern	61 69

RPI	S	Opponent	Score
105	A	Central Ark.	46 58
132	A	Minnesota	43 84
165	N	Pittsburgh	72 77
185	N	Colorado St.	47 39
202	H	Northern Ill.	59 60
260	A	IUPUI	65 64
268	A	Belmont	63 52
299	H	Murray St.	70 67
317	H	A&M-Corpus Christi	80 58

LAST 12 Division I GAMES:

48	H	Iowa	64	83	74	A	Michigan St.	47	67
28	A	Penn St.	44	76	99	H	Northwestern	61	69
99	A	Northwestern	61	68	22	A	Nebraska	48	62
13	H	Ohio St.	55	73	132	A	Minnesota	43	84
38	A	Michigan	48	66	74	H	Michigan St.	49	63
23	H	Purdue	60	82	317	H	A&M-Corpus Christi	80	58

Non-Div I Games:

Indiana

Loss, Non-Conf, S Site, H Home A Away N Neutral

Average RPI Win:	199	WON-LOST	WINNING	LAST 12	STRENGTH OF	OPP. STRENGTH	TEAM	ADJ.	CONF.	ADJ CONF.
Average RPI Loss:	110	RECORD	PCT. RANK	GAMES	SCHEDULE	OF SCHEDULE	RPI	RPI	RPI	RPI
DIV. I ONLY	10- 12	194	5- 7	76	142	139	139	10	10	
DIV. I NON-CONF.	6- 6	161	1- 1	54	231	126	126	10	10	
TOTALS	RPI 1-25	RPI 26-50	W-L RECORDS	RPI 51-100	RPI 101-150	RPI 150+				
10- 12	0- 1	0- 2	OVERALL	0- 3	4- 4	6- 2				
7- 3	0- 0	0- 0	HOME	0- 2	2- 1	5- 0				
3- 9	0- 1	0- 2	AWAY	0- 1	2- 3	1- 2				
0- 0	0- 0	0- 0	NEUTRAL	0- 0	0- 0	0- 0				
6- 6	0- 1	0- 1	NON-CONFERENCE	0- 1	2- 1	4- 2				
4- 1	0- 0	0- 0	HOME	0- 1	1- 0	3- 0				
2- 5	0- 1	0- 1	AWAY	0- 0	1- 1	1- 2				
0- 0	0- 0	0- 0	NEUTRAL	0- 0	0- 0	0- 0				
4- 6	0- 0	0- 1	CONFERENCE	0- 2	2- 3	2- 0				
3- 2	0- 0	0- 0	HOME	0- 1	1- 1	2- 0				
1- 4	0- 0	0- 1	AWAY	0- 1	1- 2	0- 0				
0- 0	0- 0	0- 0	NEUTRAL	0- 0	0- 0	0- 0				

RPI 1-25				RPI 26-50				RPI 51-100				RPI 101+ Team's RPI: 139			
RPI	S	Opponent	Score	RPI	S	Opponent	Score	RPI	S	Opponent	Score	RPI	S	Opponent	Score
3	A	Notre Dame	34 99	38	A	Michigan	44 72	63	H	Chattanooga	54 75	111	A	Illinois St.	67 78
				50	A	Missouri St.	70 84	78	H	Creighton	62 64	111	H	Illinois St.	67 53
								91	A	Wichita St.	63 74	118	A	Eastern Ill.	60 75
												123	A	UNI	68 62
												128	H	UT Martin	66 55
												141	A	Ill.-Chicago	75 59
												146	H	Drake	59 67
												148	A	Bradley	58 79
												155	H	Detroit	64 62
												193	H	Butler	49 46
												202	A	Northern Ill.	43 47
												259	H	Southern Ill.	72 66
												260	H	IUPUI	65 40
												268	A	Belmont	59 69
												295	H	Evansville	73 54
												326	A	Chicago St.	67 59
LAST 12 Division I GAMES:															
111	A	Illinois St.	67 78	123	A	UNI	68 62								
91	A	Wichita St.	63 74	111	H	Illinois St.	67 53								
50	A	Missouri St.	70 84	259	H	Southern Ill.	72 66								
146	H	Drake	59 67	295	H	Evansville	73 54								
78	H	Creighton	62 64	202	A	Northern Ill.	43 47								
148	A	Bradley	58 79	326	A	Chicago St.	67 59								

Non-Div I Games:

Indiana St.

■ Loss,
 ■ Non-Conf,
 ■ S Site,
 ■ H Home
 ■ A Away
 N Neutral

Average RPI Win:	257	WON-LOST	WINNING	LAST 12	STRENGTH OF	OPP. STRENGTH	TEAM	ADJ.	CONF.	ADJ CONF.
Average RPI Loss:	142	RECORD	PCT. RANK	GAMES	SCHEDULE	OF SCHEDULE	RPI	RPI	RPI	RPI
DIV. I ONLY	10- 12	194	6- 6	188	246	196	196	23	23	
DIV. I NON-CONF.	4- 7	228	0- 1	175	192	183	183	21	21	
TOTALS	RPI 1-25	RPI 26-50	W-L RECORDS	RPI 51-100	RPI 101-150	RPI 150+				
10- 12	0- 2	0- 1	OVERALL	0- 2	0- 3	10- 4				
7- 3	0- 1	0- 1	HOME	0- 0	0- 1	7- 0				
3- 9	0- 1	0- 0	AWAY	0- 2	0- 2	3- 4				
0- 0	0- 0	0- 0	NEUTRAL	0- 0	0- 0	0- 0				
4- 7	0- 2	0- 0	NON-CONFERENCE	0- 2	0- 1	4- 2				
3- 1	0- 1	0- 0	HOME	0- 0	0- 0	3- 0				
1- 6	0- 1	0- 0	AWAY	0- 2	0- 1	1- 2				
0- 0	0- 0	0- 0	NEUTRAL	0- 0	0- 0	0- 0				
6- 5	0- 0	0- 1	CONFERENCE	0- 0	0- 2	6- 2				
4- 2	0- 0	0- 1	HOME	0- 0	0- 1	4- 0				
2- 3	0- 0	0- 0	AWAY	0- 0	0- 1	2- 2				
0- 0	0- 0	0- 0	NEUTRAL	0- 0	0- 0	0- 0				

RPI 1-25				RPI 26-50				RPI 51-100				RPI 101+ Team's RPI: 196			
RPI	S	Opponent	Score	RPI	S	Opponent	Score	RPI	S	Opponent	Score	RPI	S	Opponent	Score
10	A	Rutgers	29 62	49	H	Marist	61 73	84	A	Miami (OH)	77 92	103	A	Marquette	44 93
16	H	Villanova	47 76					95	A	Toledo	42 54	115	A	Fairfield	58 62
												115	H	Fairfield	64 78
												173	H	Manhattan	65 60
												198	A	Canisius	74 85
												198	H	Canisius	77 67
												225	A	Bryant	66 53
												250	H	Rider	64 50
												261	H	N.C. A&T	85 69
												267	A	Niagara	71 61
												277	H	Long Beach St.	78 73
												291	A	Siena	59 83
												291	H	Siena	87 71
												305	H	Stony Brook	52 48
												309	A	Colgate	50 75
												317	A	A&M-Corpus Christi	68 77
												327	A	Saint Peter's	71 54
LAST 12 Division I GAMES:															
291	A	Siena	59 83	250	H	Rider	64 50								
115	H	Fairfield	64 78	198	A	Canisius	74 85								
49	H	Marist	61 73	267	A	Niagara	71 61								
198	H	Canisius	77 67	291	H	Siena	87 71								
327	A	Saint Peter's	71 54	115	A	Fairfield	58 62								
173	H	Manhattan	65 60	309	A	Colgate	50 75								

Non-Div I Games:

Iona

 Loss,
 Non-Conf, S Site,
 Home
 Away
 N Neutral

Average RPI Win: 129	WON-LOST	WINNING	LAST 12	STRENGTH OF	OPP. STRENGTH	TEAM	ADJ.	CONF.	ADJ CONF.
Average RPI Loss: 45	RECORD	PCT. RANK	GAMES	SCHEDULE	OF SCHEDULE	RPI	RPI	RPI	RPI
DIV. I ONLY	14- 10	121	7- 5	20	27	48	48	4	4
DIV. I NON-CONF.	8- 5	106	1- 0	41	23	64	64	3	3
TOTALS	RPI 1-25	RPI 26-50	W-L RECORDS	RPI 51-100	RPI 101-150	RPI 150+			
14- 10	1- 6	1- 2	OVERALL	2- 0	7- 2	3- 0			
10- 2	1- 1	0- 0	HOME	2- 0	5- 1	2- 0			
3- 7	0- 4	0- 2	AWAY	0- 0	2- 1	1- 0			
1- 1	0- 1	1- 0	NEUTRAL	0- 0	0- 0	0- 0			
8- 5	0- 2	1- 1	NON-CONFERENCE	0- 0	5- 2	2- 0			
6- 1	0- 0	0- 0	HOME	0- 0	4- 1	2- 0			
1- 3	0- 1	0- 1	AWAY	0- 0	1- 1	0- 0			
1- 1	0- 1	1- 0	NEUTRAL	0- 0	0- 0	0- 0			
6- 5	1- 4	0- 1	CONFERENCE	2- 0	2- 0	1- 0			
4- 1	1- 1	0- 0	HOME	2- 0	1- 0	0- 0			
2- 4	0- 3	0- 1	AWAY	0- 0	1- 0	1- 0			
0- 0	0- 0	0- 0	NEUTRAL	0- 0	0- 0	0- 0			

RPI 1-25				RPI 26-50				RPI 51-100				RPI 101+			
RPI	S	Opponent	Score	RPI	S	Opponent	Score	RPI	S	Opponent	Score	RPI	S	Opponent	Score
7	N	Texas A&M	58 74	28	A	Penn St.	52 68	92	H	Illinois	69 62	114	H	Albany (NY)	82 60
11	A	Kansas St.	78 81	35	N	St. John's (NY)	60 52	99	H	Northwestern	86 55	123	A	UNI	78 74
13	A	Ohio St.	71 84	47	A	Iowa St.	54 62					129	H	UNLV	59 69
22	A	Nebraska	53 60									133	A	Wisconsin	85 79
22	H	Nebraska	72 77									133	H	Wisconsin	69 57
23	A	Purdue	55 57									143	H	Mississippi Val.	86 80
23	H	Purdue	59 42									146	H	Drake	71 46
												148	A	Bradley	88 96
												149	H	Harvard	90 81
												181	H	Virginia Tech	58 47
												189	A	Indiana	83 64
												239	H	Western Ill.	98 45
LAST 12 Division I GAMES:															
189	A	Indiana	83 64	23	A	Purdue	55 57								
133	A	Wisconsin	85 79	22	H	Nebraska	72 77								
23	H	Purdue	59 42	92	H	Illinois	69 62								
22	A	Nebraska	53 60	13	A	Ohio St.	71 84								
28	A	Penn St.	52 68	99	H	Northwestern	86 55								
133	H	Wisconsin	69 57	143	H	Mississippi Val.	86 80								

Non-Div I Games:

Iowa

Average RPI Win:	143	WON-LOST	WINNING	LAST 12	STRENGTH OF	OPP. STRENGTH	TEAM	ADJ.	CONF.	ADJ CONF.
Average RPI Loss:	24	RECORD	PCT. RANK	GAMES	SCHEDULE	OF SCHEDULE	RPI	RPI	RPI	RPI
DIV. I ONLY	13- 8	106	6- 6	27	13	47	47	1	1	
DIV. I NON-CONF.	9- 2	37	2- 0	177	120	128	128	2	2	
TOTALS	RPI 1-25	RPI 26-50	W-L RECORDS	RPI 51-100	RPI 101-150	RPI 150+				
13- 8	1- 4	1- 3	OVERALL	3- 1	3- 0	5- 0				
10- 2	0- 2	1- 0	HOME	3- 0	2- 0	4- 0				
2- 5	1- 2	0- 2	AWAY	0- 1	1- 0	0- 0				
1- 1	0- 0	0- 1	NEUTRAL	0- 0	0- 0	1- 0				
9- 2	0- 0	1- 2	NON-CONFERENCE	0- 0	3- 0	5- 0				
7- 0	0- 0	1- 0	HOME	0- 0	2- 0	4- 0				
1- 1	0- 0	0- 1	AWAY	0- 0	1- 0	0- 0				
1- 1	0- 0	0- 1	NEUTRAL	0- 0	0- 0	1- 0				
4- 6	1- 4	0- 1	CONFERENCE	3- 1	0- 0	0- 0				
3- 2	0- 2	0- 0	HOME	3- 0	0- 0	0- 0				
1- 4	1- 2	0- 1	AWAY	0- 1	0- 0	0- 0				
0- 0	0- 0	0- 0	NEUTRAL	0- 0	0- 0	0- 0				

RPI	S	Opponent	Score	RPI	S	Opponent	Score	Team's RPI: 47	RPI	S	Opponent	Score	RPI	S	Opponent	Score
1	H	Baylor	45 57	28	N	Penn St.	59 66		53	H	Texas Tech	66 49	123	H	UNI	84 57
7	A	Texas A&M	64 66	33	A	Kansas	67 74		54	H	Oklahoma St.	73 52	143	H	Mississippi Val.	77 47
7	H	Texas A&M	33 59	38	A	Michigan	49 56		64	A	Texas	60 62	146	A	Drake	71 64
11	A	Kansas St.	66 57	48	H	Iowa	62 54		64	H	Texas	71 56	192	H	New Hampshire	71 57
17	A	Oklahoma	51 80										193	N	Butler	64 44
													208	H	Buffalo	65 45
													281	H	Northern Ariz.	65 41
													341	H	Houston Baptist	73 33
LAST 12 Division I GAMES:																
64	H	Texas	71 56	7	H	Texas A&M	33 59		33	A	Kansas	67 74				
54	H	Oklahoma St.	73 52	1	H	Baylor	45 57		17	A	Oklahoma	51 80				
7	A	Texas A&M	64 66	208	H	Buffalo	65 45		192	H	New Hampshire	71 57				
11	A	Kansas St.	66 57	64	A	Texas	60 62									
53	H	Texas Tech	66 49													

Non-Div I Games:

Iowa St.

■ Loss,
 ■ Non-Conf, S Site,
 ■ Home
 ■ Away
 N Neutral

Average RPI Win:	283	WON-LOST	WINNING	LAST 12	STRENGTH OF	OPP. STRENGTH	TEAM	ADJ.	CONF.	ADJ CONF.
Average RPI Loss:	241	RECORD	PCT. RANK	GAMES	SCHEDULE	OF SCHEDULE	RPI	RPI	RPI	RPI
DIV. I ONLY	8- 9	188	7- 5	342	323	315	315	32	32	
DIV. I NON-CONF.	2- 5	265	1- 1	342	262	319	319	16	16	
TOTALS	RPI 1-25	RPI 26-50	W-L RECORDS	RPI 51-100	RPI 101-150	RPI 150+				
8- 9	0- 0	0- 0	OVERALL	0- 1	0- 1	8- 7				
5- 2	0- 0	0- 0	HOME	0- 0	0- 0	5- 2				
3- 6	0- 0	0- 0	AWAY	0- 0	0- 1	3- 5				
0- 1	0- 0	0- 0	NEUTRAL	0- 1	0- 0	0- 0				
2- 5	0- 0	0- 0	NON-CONFERENCE	0- 1	0- 0	2- 4				
1- 0	0- 0	0- 0	HOME	0- 0	0- 0	1- 0				
1- 4	0- 0	0- 0	AWAY	0- 0	0- 0	1- 4				
0- 1	0- 0	0- 0	NEUTRAL	0- 1	0- 0	0- 0				
6- 4	0- 0	0- 0	CONFERENCE	0- 0	0- 1	6- 3				
4- 2	0- 0	0- 0	HOME	0- 0	0- 0	4- 2				
2- 2	0- 0	0- 0	AWAY	0- 0	0- 1	2- 1				
0- 0	0- 0	0- 0	NEUTRAL	0- 0	0- 0	0- 0				

RPI 1-25			RPI 26-50			RPI 51-100			RPI 101+			Team's RPI: 315
RPI	S	Opponent	Score	RPI	S	Opponent	Score	RPI	S	Opponent	Score	
						66 N Idaho St.	36 47			143 A Mississippi Val.	56 66	
										220 H Grambling	55 59	
										221 H Alabama A&M	72 66	
										236 A Southern Miss.	55 70	
										237 A Southern U.	49 42	
										251 A Alcorn St.	51 53	
										251 H Alcorn St.	76 55	
										270 H Tennessee St.	67 43	
										304 H Prairie View	48 46	
										308 H Alabama St.	49 52	
										311 A Air Force	51 64	
										317 A A&M-Corpus Christi	61 64	
										320 A Southeastern La.	49 76	
										323 A Northwestern St.	79 73	
										325 A Ark.-Pine Bluff	59 51	
										333 H Texas Southern	55 38	
LAST 12 Division I GAMES:												
						251 H Alcorn St.	76 55			237 A Southern U.	49 42	
						325 A Ark.-Pine Bluff	59 51			251 A Alcorn St.	51 53	
						143 A Mississippi Val.	56 66			308 H Alabama St.	49 52	
						220 H Grambling	55 59			221 H Alabama A&M	72 66	
						333 H Texas Southern	55 38			323 A Northwestern St.	79 73	
						304 H Prairie View	48 46			236 A Southern Miss.	55 70	

Non-Div I Games: Tougaloo 63 54 Tougaloo 62 67

Jackson St.

Loss, Non-Conf, S Site, H Home A Away N Neutral

Jacksonville

Through Games Of Sunday, February 5, 2012

Average RPI Win: 298	WON-LOST	WINNING	LAST 12	STRENGTH OF	OPP. STRENGTH	TEAM	ADJ.	CONF.	ADJ CONF.
Average RPI Loss: 177	RECORD	PCT. RANK	GAMES	SCHEDULE	OF SCHEDULE	RPI	RPI	RPI	RPI
DIV. I ONLY	7- 17	272	5- 7	219	335	293	293	30	30
DIV. I NON-CONF.	2- 9	298	0- 0	200	269	278	278	28	28
TOTALS	RPI 1-25	RPI 26-50	W-L RECORDS	RPI 51-100	RPI 101-150	RPI 150+			
7- 17	0- 0	0- 0	OVERALL	0- 5	0- 3	7- 9			
6- 4	0- 0	0- 0	HOME	0- 2	0- 1	6- 1			
1- 12	0- 0	0- 0	AWAY	0- 3	0- 2	1- 7			
0- 1	0- 0	0- 0	NEUTRAL	0- 0	0- 0	0- 1			
2- 9	0- 0	0- 0	NON-CONFERENCE	0- 3	0- 1	2- 5			
2- 2	0- 0	0- 0	HOME	0- 1	0- 0	2- 1			
0- 6	0- 0	0- 0	AWAY	0- 2	0- 1	0- 3			
0- 1	0- 0	0- 0	NEUTRAL	0- 0	0- 0	0- 1			
5- 8	0- 0	0- 0	CONFERENCE	0- 2	0- 2	5- 4			
4- 2	0- 0	0- 0	HOME	0- 1	0- 1	4- 0			
1- 6	0- 0	0- 0	AWAY	0- 1	0- 1	1- 4			
0- 0	0- 0	0- 0	NEUTRAL	0- 0	0- 0	0- 0			

RPI S	Opponent	Score	RPI S	Opponent	Score	RPI S	Opponent	Score	RPI S	Opponent	Score	Team's RPI: 293
						68	A Bowling Green	53 83	108	A Wake Forest	54 83	
						69	A North Carolina St.	42 80	136	A Stetson	86 93	
						75	H Hampton	55 68	136	H Stetson	63 73	
						76	A Fla. Gulf Coast	51 74	166	H Florida A&M	59 78	
						76	H Fla. Gulf Coast	60 70	170	A FIU	37 63	
									243	H South Carolina St.	68 67	
									245	A Kennesaw St.	64 78	
									249	N East Carolina	64 70	
									264	A Savannah St.	64 67	
									268	A Belmont	62 68	
									268	H Belmont	57 50	
									272	H East Tenn. St.	70 44	
									280	A Ga. Southern	46 52	
									283	A North Florida	36 51	
									313	H S.C. Upstate	80 72	
									319	A Mercer	76 65	
									335	A Lipscomb	64 68	
									335	H Lipscomb	81 75	
									339	H Jacksonville St.	87 74	
LAST 12 Division I GAMES:												
			76	H Fla. Gulf Coast	60 70		272	H East Tenn. St.	70 44			
			136	H Stetson	63 73		313	H S.C. Upstate	80 72			
			268	A Belmont	62 68		76	A Fla. Gulf Coast	51 74			
			335	A Lipscomb	64 68		136	A Stetson	86 93			
			245	A Kennesaw St.	64 78		268	H Belmont	57 50			
			319	A Mercer	76 65		335	H Lipscomb	81 75			

Non-Div I Games:

Jacksonville

Loss, Non-Conf, S Site, H Home A Away N Neutral

Average RPI Win:	318	WON-LOST	WINNING	LAST 12	STRENGTH OF	OPP. STRENGTH	TEAM	ADJ.	CONF.	ADJ CONF.
Average RPI Loss:	224	RECORD	PCT. RANK	GAMES	SCHEDULE	OF SCHEDULE	RPI	RPI	RPI	RPI
DIV. I ONLY	3- 20	328	1- 11	324	336	339	339	31	31	
DIV. I NON-CONF.	2- 10	303	0- 1	313	292	336	336	29	29	
TOTALS	RPI 1-25	RPI 26-50	W-L RECORDS	RPI 51-100	RPI 101-150	RPI 150+				
3- 20	0- 1	0- 0	OVERALL	0- 0	0- 3	3- 16				
2- 7	0- 0	0- 0	HOME	0- 0	0- 1	2- 6				
1- 11	0- 1	0- 0	AWAY	0- 0	0- 2	1- 8				
0- 2	0- 0	0- 0	NEUTRAL	0- 0	0- 0	0- 2				
2- 10	0- 1	0- 0	NON-CONFERENCE	0- 0	0- 2	2- 7				
2- 1	0- 0	0- 0	HOME	0- 0	0- 0	2- 1				
0- 7	0- 1	0- 0	AWAY	0- 0	0- 2	0- 4				
0- 2	0- 0	0- 0	NEUTRAL	0- 0	0- 0	0- 2				
1- 10	0- 0	0- 0	CONFERENCE	0- 0	0- 1	1- 9				
0- 6	0- 0	0- 0	HOME	0- 0	0- 1	0- 5				
1- 4	0- 0	0- 0	AWAY	0- 0	0- 0	1- 4				
0- 0	0- 0	0- 0	NEUTRAL	0- 0	0- 0	0- 0				

RPI 1-25				RPI 26-50				RPI 51-100				RPI 101+ Team's RPI: 339			
RPI	S	Opponent	Score	RPI	S	Opponent	Score	RPI	S	Opponent	Score	RPI	S	Opponent	Score
9	A	Kentucky	25 100									118	H	Eastern Ill.	55 71
												120	A	Mississippi St.	41 78
												137	A	Samford	40 73
												170	N	FIU	52 79
												187	A	SIU Edwardsville	39 79
												187	H	SIU Edwardsville	57 78
												217	H	Georgia St.	60 68
												236	A	Southern Miss.	58 75
												245	A	Kennesaw St.	67 81
												266	A	Tennessee Tech	59 65
												266	H	Tennessee Tech	50 62
												270	H	Tennessee St.	57 67
												271	H	Eastern Ky.	76 80
												280	N	Ga. Southern	49 72
												283	A	North Florida	47 63
												286	A	Austin Peay	74 73
												293	A	Jacksonville	74 87
												299	A	Murray St.	57 73
												312	H	Morehead St.	52 68
												318	A	Southeast Mo. St.	48 66
												334	H	Troy	65 54
												335	H	Lipscomb	81 72
LAST 12 Division I GAMES:															
266	H	Tennessee Tech	50 62	312	H	Morehead St.	52 68								
187	H	SIU Edwardsville	57 78	270	H	Tennessee St.	57 67								
118	H	Eastern Ill.	55 71	318	A	Southeast Mo. St.	48 66								
266	A	Tennessee Tech	59 65	187	A	SIU Edwardsville	39 79								
299	A	Murray St.	57 73	217	H	Georgia St.	60 68								
286	A	Austin Peay	74 73	271	H	Eastern Ky.	76 80								

Non-Div I Games: LeMoyne-Owen 83 67

Jacksonville St.

■ Loss,
 ■ Non-Conf, S Site,
 ■ Home
 ■ Away
 N Neutral

Average RPI Win:	163	WON-LOST	WINNING	LAST 12	STRENGTH OF	OPP. STRENGTH	TEAM	ADJ.	CONF.	ADJ CONF.
Average RPI Loss:	51	RECORD	PCT. RANK	GAMES	SCHEDULE	OF SCHEDULE	RPI	RPI	RPI	RPI
DIV. I ONLY	17- 5	33	10- 2	66	92	36	36	7	7	
DIV. I NON-CONF.	9- 2	37	2- 0	52	129	31	31	7	7	
TOTALS	RPI 1-25	RPI 26-50	W-L RECORDS	RPI 51-100	RPI 101-150	RPI 150+				
17- 5	0- 1	1- 2	OVERALL	5- 2	1- 0	10- 0				
8- 2	0- 1	1- 0	HOME	3- 1	0- 0	4- 0				
8- 2	0- 0	0- 1	AWAY	2- 1	1- 0	5- 0				
1- 1	0- 0	0- 1	NEUTRAL	0- 0	0- 0	1- 0				
9- 2	0- 0	1- 2	NON-CONFERENCE	2- 0	1- 0	5- 0				
4- 0	0- 0	1- 0	HOME	1- 0	0- 0	2- 0				
4- 1	0- 0	0- 1	AWAY	1- 0	1- 0	2- 0				
1- 1	0- 0	0- 1	NEUTRAL	0- 0	0- 0	1- 0				
8- 3	0- 1	0- 0	CONFERENCE	3- 2	0- 0	5- 0				
4- 2	0- 1	0- 0	HOME	2- 1	0- 0	2- 0				
4- 1	0- 0	0- 0	AWAY	1- 1	0- 0	3- 0				
0- 0	0- 0	0- 0	NEUTRAL	0- 0	0- 0	0- 0				

RPI 1-25				RPI 26-50				Team's RPI: 36	RPI 51-100				RPI 101+			
RPI	S	Opponent	Score	RPI	S	Opponent	Score		RPI	S	Opponent	Score	RPI	S	Opponent	Score
6	H	Delaware	65 72	39	N	Richmond	66 74		56	A	Hofstra	81 63	131	A	Liberty	62 58
				40	A	Virginia	53 59		57	A	Quinnipiac	81 73	159	A	American	68 64
				42	H	Middle Tenn.	60 46		77	A	Towson	58 65	179	H	George Mason	49 45
									77	H	Towson	67 57	191	A	William & Mary	50 40
									78	H	Duquesne	56 49	197	A	Old Dominion	57 55
									81	H	VCU	64 43	205	H	Central Conn. St.	71 64
									93	H	Drexel	43 60	217	A	Georgia St.	62 50
													217	H	Georgia St.	76 45
													248	H	Md.-East. Shore	61 53
													314	N	Rhode Island	77 42
													316	A	Maine	64 47
LAST 12 Division I GAMES:																
179	H	George Mason	49 45	77	H	Towson	67 57		93	H	Drexel	43 60				
197	A	Old Dominion	57 55						217	A	Georgia St.	62 50				
6	H	Delaware	65 72	81	H	VCU	64 43		78	H	Duquesne	56 49				
217	H	Georgia St.	76 45	314	N	Rhode Island	77 42									
191	A	William & Mary	50 40													
56	A	Hofstra	81 63													

Non-Div I Games:

James Madison

Kansas

Average RPI Win: **135**
Average RPI Loss: **38**

WON-LOST
RECORD

WINNING
PCT. RANK

LAST 12
GAMES

Through Games Of Sunday, February 5, 2012

STRENGTH OF
SCHEDULE

OPP. STRENGTH
OF SCHEDULE

TEAM
RPI

ADJ.
RPI

CONF.
RPI

ADJ CONF.
RPI

DIV. I ONLY	16- 6	55	7- 5	32	19	33	33	1	1
DIV. I NON-CONF.	11- 1	10	2- 0	158	154	94	94	2	2
TOTALS	RPI 1-25	RPI 26-50	W-L RECORDS	RPI 51-100	RPI 101-150	RPI 150+			
16- 6	0- 5	1- 0	OVERALL	5- 0	4- 0	6- 1			
12- 3	0- 3	1- 0	HOME	2- 0	3- 0	6- 0			
4- 3	0- 2	0- 0	AWAY	3- 0	1- 0	0- 1			
0- 0	0- 0	0- 0	NEUTRAL	0- 0	0- 0	0- 0			
11- 1	0- 0	0- 0	NON-CONFERENCE	1- 0	4- 0	6- 1			
10- 0	0- 0	0- 0	HOME	1- 0	3- 0	6- 0			
1- 1	0- 0	0- 0	AWAY	0- 0	1- 0	0- 1			
0- 0	0- 0	0- 0	NEUTRAL	0- 0	0- 0	0- 0			
5- 5	0- 5	1- 0	CONFERENCE	4- 0	0- 0	0- 0			
2- 3	0- 3	1- 0	HOME	1- 0	0- 0	0- 0			
3- 2	0- 2	0- 0	AWAY	3- 0	0- 0	0- 0			
0- 0	0- 0	0- 0	NEUTRAL	0- 0	0- 0	0- 0			

RPI	S	Opponent	Score	RPI	S	Opponent	Score	RPI	S	Opponent	Score	RPI	S	Opponent	Score
1	A	Baylor	46 74	47	H	Iowa St.	74 67	53	H	Texas Tech	62 43	108	A	Wake Forest	74 73
7	A	Texas A&M	51 62					54	A	Oklahoma St.	65 60	124	H	Oral Roberts	85 68
7	H	Texas A&M	65 76					64	A	Texas	72 67	133	H	Wisconsin	73 44
11	H	Kansas St.	57 63					78	H	Creighton	73 59	142	H	UMKC	77 52
17	H	Oklahoma	68 74					94	A	Missouri	72 63	167	H	Sam Houston St.	87 59
												169	H	SMU	75 52
												174	H	Lamar	90 40
												183	H	Fla. Atlantic	82 63
												184	A	Alabama	76 80
												260	H	IUPUI	71 50
												310	H	Western Mich.	76 64
LAST 12 Division I GAMES:															
7	A	Texas A&M	51 62	94	A	Missouri	72 63								
17	H	Oklahoma	68 74	47	H	Iowa St.	74 67								
1	A	Baylor	46 74	11	H	Kansas St.	57 63								
53	H	Texas Tech	62 43	64	A	Texas	72 67								
7	H	Texas A&M	65 76	167	H	Sam Houston St.	87 59								
54	A	Oklahoma St.	65 60	124	H	Oral Roberts	85 68								

Non-Div I Games:

Kansas

Loss, Non-Conf, S Site, H Home A Away N Neutral

Average RPI Win:	86	WON-LOST	WINNING	LAST 12	STRENGTH OF	OPP. STRENGTH	TEAM	ADJ.	CONF.	ADJ CONF.
Average RPI Loss:	39	RECORD	PCT. RANK	GAMES	SCHEDULE	OF SCHEDULE	RPI	RPI	RPI	RPI
DIV. I ONLY	15- 7	73	7- 5	2	9	11	11	1	1	
DIV. I NON-CONF.	9- 3	61	1- 1	17	66	24	24	2	2	
TOTALS	RPI 1-25	RPI 26-50	W-L RECORDS	RPI 51-100	RPI 101-150	RPI 150+				
15- 7	1- 4	5- 1	OVERALL	7- 1	0- 1	2- 0				
7- 3	1- 2	3- 1	HOME	2- 0	0- 0	1- 0				
6- 2	0- 1	2- 0	AWAY	4- 0	0- 1	0- 0				
2- 2	0- 1	0- 0	NEUTRAL	1- 1	0- 0	1- 0				
9- 3	0- 1	4- 0	NON-CONFERENCE	3- 1	0- 1	2- 0				
5- 0	0- 0	3- 0	HOME	1- 0	0- 0	1- 0				
2- 1	0- 0	1- 0	AWAY	1- 0	0- 1	0- 0				
2- 2	0- 1	0- 0	NEUTRAL	1- 1	0- 0	1- 0				
6- 4	1- 3	1- 1	CONFERENCE	4- 0	0- 0	0- 0				
2- 3	1- 2	0- 1	HOME	1- 0	0- 0	0- 0				
4- 1	0- 1	1- 0	AWAY	3- 0	0- 0	0- 0				
0- 0	0- 0	0- 0	NEUTRAL	0- 0	0- 0	0- 0				

RPI 1-25				Team's RPI: 11				RPI 26-50				RPI 51-100				RPI 101+			
RPI	S	Opponent	Score		RPI	S	Opponent	Score		RPI	S	Opponent	Score		RPI	S	Opponent	Score	
1	A	Baylor	41	76	33	A	Kansas	63	57	53	A	Texas Tech	62	61	129	A	UNLV	38	44
1	H	Baylor	41	70	43	H	BYU	59	46	54	A	Oklahoma St.	67	56	238	N	North Dakota St.	70	47
7	H	Texas A&M	71	69	47	H	Iowa St.	57	66	56	N	Hofstra	54	64	289	H	Dartmouth	54	20
17	H	Oklahoma	57	65	48	H	Iowa	81	78	64	A	Texas	64	55					
23	N	Purdue	42	46	49	A	Marist	57	56	71	A	South Dakota St.	63	46					
					50	H	Missouri St.	65	63	91	H	Wichita St.	60	34					
										94	H	Missouri	72	46					
										99	N	Northwestern	64	45					
LAST 12 Division I GAMES:																			
1	H	Baylor	41	70	53	A	Texas Tech	62	61										
64	A	Texas	64	55	94	H	Missouri	72	46										
54	A	Oklahoma St.	67	56	33	A	Kansas	63	57										
47	H	Iowa St.	57	66	7	H	Texas A&M	71	69										
1	A	Baylor	41	76	49	A	Marist	57	56										
17	H	Oklahoma	57	65	129	A	UNLV	38	44										

Non-Div I Games:

Kansas St.

Average RPI Win:	316	WON-LOST	WINNING	LAST 12	STRENGTH OF	OPP. STRENGTH	TEAM	ADJ.	CONF.	ADJ CONF.
Average RPI Loss:	166	RECORD	PCT. RANK	GAMES	SCHEDULE	OF SCHEDULE	RPI	RPI	RPI	RPI
DIV. I ONLY	11- 13	190	6- 6	311	330	245	245	30	30	
DIV. I NON-CONF.	5- 6	190	1- 0	318	309	264	264	28	28	
TOTALS	RPI 1-25	RPI 26-50	W-L RECORDS	RPI 51-100	RPI 101-150	RPI 150+				
11- 13	0- 1	0- 0	OVERALL	0- 3	0- 3	11- 6				
5- 5	0- 0	0- 0	HOME	0- 1	0- 1	5- 3				
6- 8	0- 1	0- 0	AWAY	0- 2	0- 2	6- 3				
0- 0	0- 0	0- 0	NEUTRAL	0- 0	0- 0	0- 0				
5- 6	0- 1	0- 0	NON-CONFERENCE	0- 1	0- 1	5- 3				
2- 2	0- 0	0- 0	HOME	0- 0	0- 0	2- 2				
3- 4	0- 1	0- 0	AWAY	0- 1	0- 1	3- 1				
0- 0	0- 0	0- 0	NEUTRAL	0- 0	0- 0	0- 0				
6- 7	0- 0	0- 0	CONFERENCE	0- 2	0- 2	6- 3				
3- 3	0- 0	0- 0	HOME	0- 1	0- 1	3- 1				
3- 4	0- 0	0- 0	AWAY	0- 1	0- 1	3- 2				
0- 0	0- 0	0- 0	NEUTRAL	0- 0	0- 0	0- 0				

RPI 1-25			RPI 26-50			RPI 51-100			RPI 101+ Team's RPI: 245		
RPI	S	Opponent	Score	RPI	S	Opponent	Score	RPI	S	Opponent	Score
15	A	Georgia Tech	51 94					63	A	Chattanooga	39 76
								76	A	Fla. Gulf Coast	51 58
								76	H	Fla. Gulf Coast	50 87
								101	A	North Carolina	62 76
								136	A	Stetson	68 73
								136	H	Stetson	55 65
								212	H	Texas St.	70 72
								217	A	Georgia St.	59 65
								268	A	Belmont	55 57
								272	A	East Tenn. St.	61 77
								272	H	East Tenn. St.	78 68
								283	H	North Florida	57 66
								293	H	Jacksonville	78 64
								297	H	Wofford	62 66
								308	A	Alabama St.	61 51
								313	A	S.C. Upstate	74 63
								313	H	S.C. Upstate	54 45
								319	A	Mercer	75 51
								322	A	Gardner-Webb	68 48
								329	H	UNC Asheville	83 79
								334	A	Troy	66 57
								335	A	Lipscomb	74 55
								339	H	Jacksonville St.	81 67
LAST 12 Division I GAMES:											
272	H	East Tenn. St.	78 68	319	A	Mercer	75 51				
313	H	S.C. Upstate	54 45	272	A	East Tenn. St.	61 77				
76	A	Fla. Gulf Coast	51 58	313	A	S.C. Upstate	74 63				
136	A	Stetson	68 73	76	H	Fla. Gulf Coast	50 87				
293	H	Jacksonville	78 64	136	H	Stetson	55 65				
283	H	North Florida	57 66	308	A	Alabama St.	61 51				

Non-Div I Games:

Kennesaw St.

■ Loss,
 ■ Non-Conf,
 ■ S Site,
 ■ H Home
 ■ A Away
 N Neutral

Average RPI Win: 247	WON-LOST	WINNING	LAST 12	STRENGTH OF	OPP. STRENGTH	TEAM	ADJ.	CONF.	ADJ CONF.
Average RPI Loss: 176	RECORD	PCT. RANK	GAMES	SCHEDULE	OF SCHEDULE	RPI	RPI	RPI	RPI
DIV. I ONLY	5- 15	295	4- 8	223	220	300	300	12	12
DIV. I NON-CONF.	1- 9	322	0- 2	261	283	314	314	13	13
TOTALS	RPI 1-25	RPI 26-50	W-L RECORDS	RPI 51-100	RPI 101-150	RPI 150+			
5- 15	0- 1	0- 1	OVERALL	0- 3	0- 0	5- 10			
4- 5	0- 1	0- 0	HOME	0- 1	0- 0	4- 3			
1- 9	0- 0	0- 1	AWAY	0- 2	0- 0	1- 6			
0- 1	0- 0	0- 0	NEUTRAL	0- 0	0- 0	0- 1			
1- 9	0- 1	0- 1	NON-CONFERENCE	0- 0	0- 0	1- 7			
1- 3	0- 1	0- 0	HOME	0- 0	0- 0	1- 2			
0- 5	0- 0	0- 1	AWAY	0- 0	0- 0	0- 4			
0- 1	0- 0	0- 0	NEUTRAL	0- 0	0- 0	0- 1			
4- 6	0- 0	0- 0	CONFERENCE	0- 3	0- 0	4- 3			
3- 2	0- 0	0- 0	HOME	0- 1	0- 0	3- 1			
1- 4	0- 0	0- 0	AWAY	0- 2	0- 0	1- 2			
0- 0	0- 0	0- 0	NEUTRAL	0- 0	0- 0	0- 0			

RPI 1-25				RPI 26-50				RPI 51-100				RPI 101+ Team's RPI: 300			
RPI	S	Opponent	Score	RPI	S	Opponent	Score	RPI	S	Opponent	Score	RPI	S	Opponent	Score
20	H	St. Bonaventure	51 60	43	A	Temple	33 68	68	A	Bowling Green	57 76	154	H	Central Mich.	67 64
								84	A	Miami (OH)	55 73	180	A	Marshall	55 93
								95	H	Toledo	55 66	188	A	Robert Morris	44 78
												194	A	Akron	62 68
												198	H	Canisius	64 81
												202	A	Northern Ill.	55 66
												208	H	Buffalo	85 73
												227	H	Northeastern	65 73
												253	H	Ohio	68 65
												254	H	Ball St.	56 75
												281	A	Northern Ariz.	56 72
												282	N	Utah Valley	45 46
												310	A	Western Mich.	67 61
												312	H	Morehead St.	65 64
												330	A	Bethune-Cookman	49 58
LAST 12 Division I GAMES:															
95	H	Toledo	55 66	194	A	Akron	62 68								
254	H	Ball St.	56 75	84	A	Miami (OH)	55 73								
202	A	Northern Ill.	55 66	253	H	Ohio	68 65								
310	A	Western Mich.	67 61	68	A	Bowling Green	57 76								
154	H	Central Mich.	67 64	330	A	Bethune-Cookman	49 58								
208	H	Buffalo	85 73	227	H	Northeastern	65 73								

Non-Div I Games:

Kent St.

■ Loss,
 ■ Non-Conf,
 S Site,
 ■ Home
 ■ Away
 N Neutral

Kentucky

Average RPI Win: **132**
 Average RPI Loss: **27**

WON-LOST
 RECORD

WINNING
 PCT. RANK

LAST 12
 GAMES

Through Games Of Sunday, February 5, 2012

STRENGTH OF
 SCHEDULE

OPP. STRENGTH
 OF SCHEDULE

TEAM
 RPI

ADJ.
 RPI

CONF.
 RPI

ADJ CONF.
 RPI

DIV. I ONLY	20- 3	12	10- 2	45	30	9	9	3	3
DIV. I NON-CONF.	10- 2	33	0- 1	153	78	29	29	5	5
TOTALS	RPI 1-25	RPI 26-50	W-L RECORDS	RPI 51-100	RPI 101-150	RPI 150+			
20- 3	3- 1	5- 2	OVERALL	1- 0	3- 0	8- 0			
15- 0	3- 0	2- 0	HOME	0- 0	3- 0	7- 0			
5- 3	0- 1	3- 2	AWAY	1- 0	0- 0	1- 0			
0- 0	0- 0	0- 0	NEUTRAL	0- 0	0- 0	0- 0			
10- 2	2- 1	0- 1	NON-CONFERENCE	0- 0	2- 0	6- 0			
9- 0	2- 0	0- 0	HOME	0- 0	2- 0	5- 0			
1- 2	0- 1	0- 1	AWAY	0- 0	0- 0	1- 0			
0- 0	0- 0	0- 0	NEUTRAL	0- 0	0- 0	0- 0			
10- 1	1- 0	5- 1	CONFERENCE	1- 0	1- 0	2- 0			
6- 0	1- 0	2- 0	HOME	0- 0	1- 0	2- 0			
4- 1	0- 0	3- 1	AWAY	1- 0	0- 0	0- 0			
0- 0	0- 0	0- 0	NEUTRAL	0- 0	0- 0	0- 0			

RPI	S	Opponent	Score
3	A	Notre Dame	83 92
5	H	Tennessee	61 60
8	H	Duke	72 65
19	H	Louisville	74 54

RPI	S	Opponent	Score
27	A	Georgia	69 64
31	A	South Carolina	66 58
32	A	Florida	59 56
32	H	Florida	57 52
34	H	Arkansas	84 72
37	A	LSU	51 61
42	A	Middle Tenn.	58 70

RPI	S	Opponent	Score
99	A	Auburn	66 48

RPI	S	Opponent	Score
120	H	Mississippi St.	88 40
137	H	Samford	90 61
143	H	Mississippi Val.	90 51
164	H	Ole Miss	82 41
167	H	Sam Houston St.	73 52
184	H	Alabama	82 68
227	H	Northeastern	81 47
236	H	Southern Miss.	88 71
312	A	Morehead St.	96 60
325	H	Ark.-Pine Bluff	101 43
339	H	Jacksonville St.	100 25

LAST 12 Division I GAMES:

37	A	LSU	51 61	31	A	South Carolina	66 58
164	H	Ole Miss	82 41	5	H	Tennessee	61 60
184	H	Alabama	82 68	120	H	Mississippi St.	88 40
99	A	Auburn	66 48	34	H	Arkansas	84 72
32	H	Florida	57 52	32	A	Florida	59 56
27	A	Georgia	69 64	42	A	Middle Tenn.	58 70

Non-Div I Games: Neb. Omaha 81 48

Kentucky

Loss, Non-Conf, S Site, H Home A Away N Neutral

Average RPI Win:	203	WON-LOST	WINNING	LAST 12	STRENGTH OF	OPP. STRENGTH	TEAM	ADJ.	CONF.	ADJ CONF.
Average RPI Loss:	166	RECORD	PCT. RANK	GAMES	SCHEDULE	OF SCHEDULE	RPI	RPI	RPI	RPI
DIV. I ONLY	16- 7	69	7- 5	268	152	130	130	20	20	
DIV. I NON-CONF.	11- 1	10	3- 0	254	140	113	113	27	27	
TOTALS	RPI 1-25	RPI 26-50	W-L RECORDS	RPI 51-100	RPI 101-150	RPI 150+				
16- 7	0- 0	0- 0	OVERALL	3- 2	3- 0	10- 5				
9- 2	0- 0	0- 0	HOME	0- 0	3- 0	6- 2				
6- 5	0- 0	0- 0	AWAY	2- 2	0- 0	4- 3				
1- 0	0- 0	0- 0	NEUTRAL	1- 0	0- 0	0- 0				
11- 1	0- 0	0- 0	NON-CONFERENCE	2- 1	3- 0	6- 0				
6- 0	0- 0	0- 0	HOME	0- 0	3- 0	3- 0				
4- 1	0- 0	0- 0	AWAY	1- 1	0- 0	3- 0				
1- 0	0- 0	0- 0	NEUTRAL	1- 0	0- 0	0- 0				
5- 6	0- 0	0- 0	CONFERENCE	1- 1	0- 0	4- 5				
3- 2	0- 0	0- 0	HOME	0- 0	0- 0	3- 2				
2- 4	0- 0	0- 0	AWAY	1- 1	0- 0	1- 3				
0- 0	0- 0	0- 0	NEUTRAL	0- 0	0- 0	0- 0				

RPI 1-25			RPI 26-50			RPI 51-100			RPI 101+ Team's RPI: 130		
RPI	S	Opponent	Score	RPI	S	Opponent	Score	RPI	S	Opponent	Score
						54 N	Oklahoma St.	64 63	107 H	Charlotte	81 72
						57 A	Quinnipiac	74 64	114 H	Albany (NY)	64 52
						80 A	Sacred Heart	59 74	134 H	La Salle	69 53
						88 A	Hartford	45 54	158 A	Saint Francis (PA)	59 67
						93 A	Drexel	60 52	168 H	Monmouth	57 67
									186 H	Cal Poly	69 61
									188 A	Robert Morris	57 63
									191 H	William & Mary	78 69
									205 H	Central Conn. St.	57 43
									231 A	Mt. St. Mary's	43 44
									231 H	Mt. St. Mary's	69 45
									247 H	Fairleigh Dickinson	65 71
									266 A	Tennessee Tech	62 60
									298 A	Nevada	67 51
									305 A	Stony Brook	66 59
									331 A	Wagner	67 60
									331 H	Wagner	72 41
									338 H	Columbia	58 50
LAST 12 Division I GAMES:											
205 H		Central Conn. St.	57 43	168 H		Monmouth	57 67				
188 A		Robert Morris	57 63	57 A		Quinnipiac	74 64				
158 A		Saint Francis (PA)	59 67	80 A		Sacred Heart	59 74				
331 A		Wagner	67 60	54 N		Oklahoma St.	64 63				
231 H		Mt. St. Mary's	69 45	298 A		Nevada	67 51				
247 H		Fairleigh Dickinson	65 71	191 H		William & Mary	78 69				

Non-Div I Games:

LIU Brooklyn

■ Loss,
 ■ Non-Conf,
 ■ S Site,
 ■ H Home
 ■ A Away
 N Neutral

Average RPI Win: 152		WON-LOST	WINNING	LAST 12	STRENGTH OF		OPP. STRENGTH	TEAM	ADJ.	CONF.	ADJ CONF.
Average RPI Loss: 36		RECORD	PCT. RANK	GAMES	SCHEDULE		OF SCHEDULE	RPI	RPI	RPI	RPI
DIV. I ONLY		15- 8	86	7- 5	21		48	37	37	3	3
DIV. I NON-CONF.		10- 3	48	2- 0	76		114	70	70	5	5
<hr/>											
TOTALS	RPI 1-25		RPI 26-50		W-L RECORDS		RPI 51-100		RPI 101-150		RPI 150+
15- 8	2- 2		1- 5		OVERALL		3- 1		1- 0		8- 0
9- 3	2- 0		1- 2		HOME		1- 1		0- 0		5- 0
6- 5	0- 2		0- 3		AWAY		2- 0		1- 0		3- 0
0- 0	0- 0		0- 0		NEUTRAL		0- 0		0- 0		0- 0
10- 3	1- 1		0- 1		NON-CONFERENCE		3- 1		0- 0		6- 0
6- 1	1- 0		0- 0		HOME		1- 1		0- 0		4- 0
4- 2	0- 1		0- 1		AWAY		2- 0		0- 0		2- 0
0- 0	0- 0		0- 0		NEUTRAL		0- 0		0- 0		0- 0
5- 5	1- 1		1- 4		CONFERENCE		0- 0		1- 0		2- 0
3- 2	1- 0		1- 2		HOME		0- 0		0- 0		1- 0
2- 3	0- 1		0- 2		AWAY		0- 0		1- 0		1- 0
0- 0	0- 0		0- 0		NEUTRAL		0- 0		0- 0		0- 0

RPI	S	Opponent	Score	RPI	S	Opponent	Score	Team's RPI: 37	RPI	S	Opponent	Score	RPI	S	Opponent	Score
5	A	Tennessee	56 65	29	A	Vanderbilt	72 81		51	H	UCLA	58 41	120	A	Mississippi St.	53 48
9	H	Kentucky	61 51	31	H	South Carolina	58 48		91	A	Wichita St.	64 56	164	A	Ole Miss	83 44
13	A	Ohio St.	68 77	32	A	Florida	58 62		97	A	McNeese St.	64 43	174	H	Lamar	77 35
24	H	Georgetown	51 40	32	H	Florida	64 73		99	H	Northwestern	43 44	184	H	Alabama	84 40
				34	H	Arkansas	52 72						206	A	Louisiana Tech	66 55
				41	A	Tulane	62 65						220	H	Grambling	62 47
													272	A	East Tenn. St.	71 68
													308	H	Alabama St.	67 35
													325	H	Ark.-Pine Bluff	80 28
LAST 12 Division I GAMES:																
				9	H	Kentucky	61 51		32	A	Florida	58 62				
				32	H	Florida	64 73		31	H	South Carolina	58 48				
				29	A	Vanderbilt	72 81		184	H	Alabama	84 40				
				272	A	East Tenn. St.	71 68		120	A	Mississippi St.	53 48				
				34	H	Arkansas	52 72		164	A	Ole Miss	83 44				
				5	A	Tennessee	56 65		206	A	Louisiana Tech	66 55				

Non-Div I Games:

LSU

■ Loss,
 ■ Non-Conf, S Site,
 ■ Home
 ■ Away
 N Neutral

Average RPI Win:	224	WON-LOST	WINNING	LAST 12	STRENGTH OF	OPP. STRENGTH	TEAM	ADJ.	CONF.	ADJ CONF.
Average RPI Loss:	64	RECORD	PCT. RANK	GAMES	SCHEDULE	OF SCHEDULE	RPI	RPI	RPI	RPI
DIV. I ONLY	11- 12	180	8- 4	95	88	134	134	9	9	
DIV. I NON-CONF.	6- 9	212	3- 1	82	51	114	114	8	8	
TOTALS	RPI 1-25	RPI 26-50	W-L RECORDS	RPI 51-100	RPI 101-150	RPI 150+				
11- 12	0- 3	0- 3	OVERALL	0- 2	0- 4	11- 0				
5- 4	0- 3	0- 0	HOME	0- 0	0- 1	5- 0				
5- 7	0- 0	0- 2	AWAY	0- 2	0- 3	5- 0				
1- 1	0- 0	0- 1	NEUTRAL	0- 0	0- 0	1- 0				
6- 9	0- 2	0- 2	NON-CONFERENCE	0- 2	0- 3	6- 0				
2- 3	0- 2	0- 0	HOME	0- 0	0- 1	2- 0				
3- 5	0- 0	0- 1	AWAY	0- 2	0- 2	3- 0				
1- 1	0- 0	0- 1	NEUTRAL	0- 0	0- 0	1- 0				
5- 3	0- 1	0- 1	CONFERENCE	0- 0	0- 1	5- 0				
3- 1	0- 1	0- 0	HOME	0- 0	0- 0	3- 0				
2- 2	0- 0	0- 1	AWAY	0- 0	0- 1	2- 0				
0- 0	0- 0	0- 0	NEUTRAL	0- 0	0- 0	0- 0				

RPI 1-25				RPI 26-50				RPI 51-100				RPI 101+ Team's RPI: 134			
RPI	S	Opponent	Score	RPI	S	Opponent	Score	RPI	S	Opponent	Score	RPI	S	Opponent	Score
10	H	Rutgers	48 61	32	N	Florida	74 85	52	A	West Virginia	52 63	107	A	Charlotte	66 77
16	H	Villanova	51 67	35	A	St. John's (NY)	45 66	93	A	Drexel	59 72	114	A	Albany (NY)	76 81
20	H	St. Bonaventure	57 75	39	A	Richmond	70 74					115	H	Fairfield	52 55
												130	A	LIU Brooklyn	53 69
												153	H	Lehigh	63 43
												203	A	Fordham	56 55
												203	H	Fordham	68 62
												204	A	Loyola Chicago	48 45
												210	H	Xavier	63 51
												227	A	Northeastern	75 60
												229	H	Massachusetts	81 67
												230	H	Penn	58 47
												256	N	Vermont	68 59
												257	A	Saint Louis	53 52
												289	A	Dartmouth	60 47
LAST 12 Division I GAMES:															
229	H	Massachusetts	81 67	203	H	Fordham	68 62								
203	A	Fordham	56 55	257	A	Saint Louis	53 52								
20	H	St. Bonaventure	57 75	227	A	Northeastern	75 60								
39	A	Richmond	70 74	256	N	Vermont	68 59								
107	A	Charlotte	66 77	289	A	Dartmouth	60 47								
210	H	Xavier	63 51	115	H	Fairfield	52 55								

Non-Div I Games:

La Salle

■ Loss,
 ■ Non-Conf, S Site,
 ■ Home
 ■ Away
 N Neutral

La.-Lafayette

Through Games Of Sunday, February 5, 2012

Average RPI Win:	300	WON-LOST	WINNING	LAST 12	STRENGTH OF	OPP. STRENGTH	TEAM	ADJ.	CONF.	ADJ CONF.
Average RPI Loss:	169	RECORD	PCT. RANK	GAMES	SCHEDULE	OF SCHEDULE	RPI	RPI	RPI	RPI
DIV. I ONLY	5- 17	299	0- 12	267	225	306	306	19	19	
DIV. I NON-CONF.	5- 6	190	0- 1	278	291	313	313	14	14	
TOTALS	RPI 1-25	RPI 26-50	W-L RECORDS	RPI 51-100	RPI 101-150	RPI 150+				
5- 17	0- 0	0- 2	OVERALL	0- 2	0- 3	5- 10				
2- 7	0- 0	0- 1	HOME	0- 0	0- 1	2- 5				
3- 10	0- 0	0- 1	AWAY	0- 2	0- 2	3- 5				
0- 0	0- 0	0- 0	NEUTRAL	0- 0	0- 0	0- 0				
5- 6	0- 0	0- 1	NON-CONFERENCE	0- 2	0- 1	5- 2				
2- 2	0- 0	0- 1	HOME	0- 0	0- 0	2- 1				
3- 4	0- 0	0- 0	AWAY	0- 2	0- 1	3- 1				
0- 0	0- 0	0- 0	NEUTRAL	0- 0	0- 0	0- 0				
0- 11	0- 0	0- 1	CONFERENCE	0- 0	0- 2	0- 8				
0- 5	0- 0	0- 0	HOME	0- 0	0- 1	0- 4				
0- 6	0- 0	0- 1	AWAY	0- 0	0- 1	0- 4				
0- 0	0- 0	0- 0	NEUTRAL	0- 0	0- 0	0- 0				

RPI 1-25				RPI 26-50				RPI 51-100				RPI 101+				Team's RPI: 306
RPI	S	Opponent	Score	RPI	S	Opponent	Score	RPI	S	Opponent	Score	RPI	S	Opponent	Score	
				41	H	Tulane	40 75	90	A	San Diego	44 103	116	H	Denver	39 76	
				42	A	Middle Tenn.	53 104	97	A	McNeese St.	59 80	120	A	Mississippi St.	38 72	
												144	A	UALR	45 56	
												157	H	North Texas	45 66	
												170	H	FIU	48 78	
												171	H	South Ala.	68 72	
												183	H	Fla. Atlantic	52 66	
												218	A	Arkansas St.	52 55	
												232	H	Nicholls St.	64 72	
												237	H	Southern U.	60 49	
												241	A	Western Ky.	45 49	
												258	A	La.-Monroe	35 66	
												264	A	Savannah St.	36 41	
												292	A	UC Riverside	59 56	
												320	A	Southeastern La.	69 57	
												320	H	Southeastern La.	63 54	
												330	A	Bethune-Cookman	72 67	
												334	A	Troy	52 58	
LAST 12 Division I GAMES:																
				334	A	Troy	52 58	170	H	FIU	48 78					
				116	H	Denver	39 76	171	H	South Ala.	68 72					
				258	A	La.-Monroe	35 66	42	A	Middle Tenn.	53 104					
				157	H	North Texas	45 66	241	A	Western Ky.	45 49					
				218	A	Arkansas St.	52 55	183	H	Fla. Atlantic	52 66					
				144	A	UALR	45 56	41	H	Tulane	40 75					

Non-Div I Games: LSU-Shreveport 50 63

La.-Lafayette

Loss, Non-Conf, S Site, H Home A Away N Neutral

Average RPI Win:	257	WON-LOST	WINNING	LAST 12	STRENGTH OF	OPP. STRENGTH	TEAM	ADJ.	CONF.	ADJ CONF.
Average RPI Loss:	146	RECORD	PCT. RANK	GAMES	SCHEDULE	OF SCHEDULE	RPI	RPI	RPI	RPI
DIV. I ONLY	7- 17	272	6- 6	164	212	258	258	19	19	
DIV. I NON-CONF.	2- 11	308	1- 0	77	265	222	222	14	14	
TOTALS	RPI 1-25	RPI 26-50	W-L RECORDS	RPI 51-100	RPI 101-150	RPI 150+				
7- 17	0- 1	0- 1	OVERALL	0- 2	1- 5	6- 8				
5- 5	0- 0	0- 0	HOME	0- 1	1- 2	4- 2				
2- 10	0- 1	0- 1	AWAY	0- 1	0- 1	2- 6				
0- 2	0- 0	0- 0	NEUTRAL	0- 0	0- 2	0- 0				
2- 11	0- 1	0- 1	NON-CONFERENCE	0- 2	0- 3	2- 4				
1- 3	0- 0	0- 0	HOME	0- 1	0- 1	1- 1				
1- 6	0- 1	0- 1	AWAY	0- 1	0- 0	1- 3				
0- 2	0- 0	0- 0	NEUTRAL	0- 0	0- 2	0- 0				
5- 6	0- 0	0- 0	CONFERENCE	0- 0	1- 2	4- 4				
4- 2	0- 0	0- 0	HOME	0- 0	1- 1	3- 1				
1- 4	0- 0	0- 0	AWAY	0- 0	0- 1	1- 3				
0- 0	0- 0	0- 0	NEUTRAL	0- 0	0- 0	0- 0				

RPI 1-25				RPI 26-50				RPI 51-100				RPI 101+ Team's RPI: 258			
RPI	S	Opponent	Score	RPI	S	Opponent	Score	RPI	S	Opponent	Score	RPI	S	Opponent	Score
14	A	Miami (FL)	39 103	41	A	Tulane	45 62	53	A	Texas Tech	54 94	105	N	Central Ark.	55 73
								97	H	McNeese St.	60 68	116	H	Denver	49 52
												142	N	UMKC	70 76
												144	A	UALR	46 52
												144	H	UALR	58 54
												145	H	Stephen F. Austin	58 68
												157	H	North Texas	54 56
												170	A	FIU	55 65
												174	A	Lamar	68 70
												183	A	Fla. Atlantic	58 65
												218	A	Arkansas St.	61 76
												218	H	Arkansas St.	83 57
												220	A	Grambling	71 75
												232	H	Nicholls St.	78 68
												236	A	Southern Miss.	74 77
												241	H	Western Ky.	53 49
												266	H	Tennessee Tech	64 68
												306	H	La.-Lafayette	66 35
												323	A	Northwestern St.	84 68
												334	A	Troy	49 46
LAST 12 Division I GAMES:															
144	A	UALR	46 52	144	H	UALR	58 54								
218	A	Arkansas St.	61 76	170	A	FIU	55 65								
306	H	La.-Lafayette	66 35	183	A	Fla. Atlantic	58 65								
334	A	Troy	49 46	218	H	Arkansas St.	83 57								
116	H	Denver	49 52	241	H	Western Ky.	53 49								
157	H	North Texas	54 56	323	A	Northwestern St.	84 68								

Non-Div I Games:

La.-Monroe

■ Loss,
 ■ Non-Conf,
 ■ S Site,
 ■ H Home
 ■ A Away
 N Neutral

Lafayette

Through Games Of Sunday, February 5, 2012

Average RPI Win:	300	WON-LOST	WINNING	LAST 12	STRENGTH OF	OPP. STRENGTH	TEAM	ADJ.	CONF.	ADJ CONF.
Average RPI Loss:	161	RECORD	PCT. RANK	GAMES	SCHEDULE	OF SCHEDULE	RPI	RPI	RPI	RPI
DIV. I ONLY	8- 15	251	4- 8	298	238	273	273	27	27	
DIV. I NON-CONF.	6- 9	212	2- 2	295	188	280	280	31	31	
TOTALS	RPI 1-25	RPI 26-50	W-L RECORDS	RPI 51-100	RPI 101-150	RPI 150+				
8- 15	0- 2	0- 0	OVERALL	0- 1	0- 2	8- 10				
4- 4	0- 1	0- 0	HOME	0- 1	0- 1	4- 1				
3- 10	0- 1	0- 0	AWAY	0- 0	0- 1	3- 8				
1- 1	0- 0	0- 0	NEUTRAL	0- 0	0- 0	1- 1				
6- 9	0- 2	0- 0	NON-CONFERENCE	0- 1	0- 1	6- 5				
3- 2	0- 1	0- 0	HOME	0- 1	0- 0	3- 0				
2- 6	0- 1	0- 0	AWAY	0- 0	0- 1	2- 4				
1- 1	0- 0	0- 0	NEUTRAL	0- 0	0- 0	1- 1				
2- 6	0- 0	0- 0	CONFERENCE	0- 0	0- 1	2- 5				
1- 2	0- 0	0- 0	HOME	0- 0	0- 1	1- 1				
1- 4	0- 0	0- 0	AWAY	0- 0	0- 0	1- 4				
0- 0	0- 0	0- 0	NEUTRAL	0- 0	0- 0	0- 0				

RPI	S	Opponent	Score	RPI	S	Opponent	Score	RPI	S	Opponent	Score	RPI	S	Opponent	Score	Team's RPI: 273
12	A	Maryland	36 84					58	H	Saint Joseph's	57 65	112	A	Syracuse	54 74	
25	H	Princeton	47 87									147	H	Holy Cross	61 75	
												153	A	Lehigh	55 68	
												159	A	American	54 80	
												165	A	Pittsburgh	69 74	
												168	N	Monmouth	54 58	
												173	H	Manhattan	48 43	
												222	A	Navy	47 63	
												222	H	Navy	55 60	
												225	A	Bryant	48 56	
												230	A	Penn	39 49	
												249	N	East Carolina	64 57	
												250	A	Rider	56 64	
												269	A	Army	43 44	
												309	H	Colgate	66 58	
												327	A	Saint Peter's	59 50	
												331	H	Wagner	66 55	
												336	A	St. Francis (NY)	46 33	
												338	H	Columbia	53 45	
												340	A	Bucknell	49 45	
LAST 12 Division I GAMES:																
222	A	Navy	47 63	269	A	Army	43 44									
159	A	American	54 80	222	H	Navy	55 60									
309	H	Colgate	66 58	338	H	Columbia	53 45									
153	A	Lehigh	55 68	165	A	Pittsburgh	69 74									
147	H	Holy Cross	61 75	249	N	East Carolina	64 57									
340	A	Bucknell	49 45	12	A	Maryland	36 84									

Non-Div I Games:

Lafayette

Loss, Non-Conf, S Site, H Home A Away N Neutral

Average RPI Win: 257	WON-LOST	WINNING	LAST 12	STRENGTH OF	OPP. STRENGTH	TEAM	ADJ.	CONF.	ADJ CONF.
Average RPI Loss: 131	RECORD	PCT. RANK	GAMES	SCHEDULE	OF SCHEDULE	RPI	RPI	RPI	RPI
DIV. I ONLY	9- 11	204	5- 6	192	206	174	174	24	24
DIV. I NON-CONF.	6- 6	161	2- 1	124	179	144	144	26	26

TOTALS	RPI 1-25	RPI 26-50	W-L RECORDS	RPI 51-100	RPI 101-150	RPI 150+			
9- 11	0- 1	0- 2	OVERALL	0- 2	0- 2	9- 4			
4- 2	0- 0	0- 0	HOME	0- 0	0- 1	4- 1			
4- 8	0- 1	0- 2	AWAY	0- 2	0- 1	4- 2			
1- 1	0- 0	0- 0	NEUTRAL	0- 0	0- 0	1- 1			
6- 6	0- 1	0- 2	NON-CONFERENCE	0- 1	0- 0	6- 2			
3- 0	0- 0	0- 0	HOME	0- 0	0- 0	3- 0			
2- 5	0- 1	0- 2	AWAY	0- 1	0- 0	2- 1			
1- 1	0- 0	0- 0	NEUTRAL	0- 0	0- 0	1- 1			
3- 5	0- 0	0- 0	CONFERENCE	0- 1	0- 2	3- 2			
1- 2	0- 0	0- 0	HOME	0- 0	0- 1	1- 1			
2- 3	0- 0	0- 0	AWAY	0- 1	0- 1	2- 1			
0- 0	0- 0	0- 0	NEUTRAL	0- 0	0- 0	0- 0			

RPI 1-25				RPI 26-50				RPI 51-100				RPI 101+ Team's RPI: 174			
RPI	S	Opponent	Score	RPI	S	Opponent	Score	RPI	S	Opponent	Score	RPI	S	Opponent	Score
7	A	Texas A&M	58 83	33	A	Kansas	40 90	65	A	UTEP	52 81	105	A	Central Ark.	53 63
				37	A	LSU	35 77	97	A	McNeese St.	45 58	105	H	Central Ark.	37 62
												164	H	Ole Miss	67 58
												175	A	TCU	59 73
												183	N	Fla. Atlantic	66 61
												216	H	Rice	61 54
												232	A	Nicholls St.	64 70
												237	A	Southern U.	70 62
												258	H	La.-Monroe	70 68
												260	N	IUPUI	34 61
												285	A	UTSA	54 51
												303	A	Texas-Arlington	68 52
												320	H	Southeastern La.	61 69
												323	H	Northwestern St.	58 56
												341	A	Houston Baptist	73 40
LAST 12 Division I GAMES:															
285	A	UTSA	54 51	97	A	McNeese St.	45 58	105	H	Central Ark.	37 62	216	H	Rice	61 54
320	H	Southeastern La.	61 69	341	A	Houston Baptist	73 40	37	A	LSU	35 77	175	A	TCU	59 73
232	A	Nicholls St.	64 70												
323	H	Northwestern St.	58 56												
105	A	Central Ark.	53 63												
303	A	Texas-Arlington	68 52												

Non-Div I Games: Centenary (LA) 73 44 Our Lady Of The Lak82 62

Lamar

■ Loss,
 ■ Non-Conf,
 ■ S Site,
 ■ Home
 ■ A Away
 N Neutral

Average RPI Win:	262	WON-LOST	WINNING	LAST 12	STRENGTH OF	OPP. STRENGTH	TEAM	ADJ.	CONF.	ADJ CONF.
Average RPI Loss:	104	RECORD	PCT. RANK	GAMES	SCHEDULE	OF SCHEDULE	RPI	RPI	RPI	RPI
DIV. I ONLY	13- 9	113	9- 3	245	201	153	153	27	27	
DIV. I NON-CONF.	7- 7	161	3- 1	248	122	147	147	31	31	
TOTALS	RPI 1-25	RPI 26-50	W-L RECORDS	RPI 51-100	RPI 101-150	RPI 150+				
13- 9	0- 2	0- 1	OVERALL	0- 2	2- 1	11- 3				
8- 2	0- 1	0- 1	HOME	0- 0	1- 0	7- 0				
5- 6	0- 1	0- 0	AWAY	0- 2	1- 1	4- 2				
0- 1	0- 0	0- 0	NEUTRAL	0- 0	0- 0	0- 1				
7- 7	0- 2	0- 1	NON-CONFERENCE	0- 2	0- 1	7- 1				
5- 2	0- 1	0- 1	HOME	0- 0	0- 0	5- 0				
2- 4	0- 1	0- 0	AWAY	0- 2	0- 1	2- 0				
0- 1	0- 0	0- 0	NEUTRAL	0- 0	0- 0	0- 1				
6- 2	0- 0	0- 0	CONFERENCE	0- 0	2- 0	4- 2				
3- 0	0- 0	0- 0	HOME	0- 0	1- 0	2- 0				
3- 2	0- 0	0- 0	AWAY	0- 0	1- 0	2- 2				
0- 0	0- 0	0- 0	NEUTRAL	0- 0	0- 0	0- 0				

RPI 1-25				RPI 26-50				RPI 51-100				RPI 101+ Team's RPI: 153			
RPI	S	Opponent	Score	RPI	S	Opponent	Score	RPI	S	Opponent	Score	RPI	S	Opponent	Score
10	A	Rutgers	40 68	39	H	Richmond	49 71	58	A	Saint Joseph's	48 66	134	A	La Salle	43 63
16	H	Villanova	54 62					80	A	Sacred Heart	51 68	147	A	Holy Cross	75 73
												147	H	Holy Cross	75 60
												159	A	American	49 55
												168	N	Monmouth	73 75
												188	H	Robert Morris	68 54
												201	H	Loyola Maryland	70 60
												222	A	Navy	50 46
												269	A	Army	64 66
												273	H	Lafayette	68 55
												284	A	Valparaiso	41 39
												309	H	Colgate	85 82
												314	H	Rhode Island	67 56
												327	H	Saint Peter's	64 48
												328	H	NJIT	61 37
												331	A	Wagner	63 44
												340	A	Bucknell	53 38
LAST 12 Division I GAMES:															
147	A	Holy Cross	75 73	159	A	American	49 55								
269	A	Army	64 66	147	H	Holy Cross	75 60								
222	A	Navy	50 46	39	H	Richmond	49 71								
273	H	Lafayette	68 55	314	H	Rhode Island	67 56								
340	A	Bucknell	53 38	188	H	Robert Morris	68 54								
309	H	Colgate	85 82	328	H	NJIT	61 37								

Non-Div I Games:

Lehigh

■ Loss,
 ■ Non-Conf, S Site,
 ■ Home
 ■ Away
 N Neutral

Liberty

Through Games Of Sunday, February 5, 2012

Average RPI Win:	267	WON-LOST	WINNING	LAST 12	STRENGTH OF	OPP. STRENGTH	TEAM	ADJ.	CONF.	ADJ CONF.
Average RPI Loss:	87	RECORD	PCT. RANK	GAMES	SCHEDULE	OF SCHEDULE	RPI	RPI	RPI	RPI
DIV. I ONLY	11- 7	109	9- 2	170	249	131	131	26	26	
DIV. I NON-CONF.	2- 6	274	0- 1	106	62	80	80	30	30	
TOTALS	RPI 1-25	RPI 26-50	W-L RECORDS	RPI 51-100	RPI 101-150	RPI 150+				
11- 7	0- 1	0- 3	OVERALL	0- 1	0- 1	11- 1				
3- 3	0- 0	0- 1	HOME	0- 1	0- 1	3- 0				
7- 3	0- 0	0- 2	AWAY	0- 0	0- 0	7- 1				
1- 1	0- 1	0- 0	NEUTRAL	0- 0	0- 0	1- 0				
2- 6	0- 1	0- 3	NON-CONFERENCE	0- 1	0- 0	2- 1				
0- 2	0- 0	0- 1	HOME	0- 1	0- 0	0- 0				
1- 3	0- 0	0- 2	AWAY	0- 0	0- 0	1- 1				
1- 1	0- 1	0- 0	NEUTRAL	0- 0	0- 0	1- 0				
9- 1	0- 0	0- 0	CONFERENCE	0- 0	0- 1	9- 0				
3- 1	0- 0	0- 0	HOME	0- 0	0- 1	3- 0				
6- 0	0- 0	0- 0	AWAY	0- 0	0- 0	6- 0				
0- 0	0- 0	0- 0	NEUTRAL	0- 0	0- 0	0- 0				

RPI S	Opponent	Score	RPI S	Opponent	Score	RPI S	Opponent	Score	RPI S	Opponent	Score	Team's RPI: 131
17 N	Oklahoma	45 76	36 H	James Madison	58 62	81 H	VCU	47 52	138 H	High Point	69 73	
			39 A	Richmond	54 66				211 A	Charleston So.	79 64	
			40 A	Virginia	38 64				215 A	Campbell	58 45	
									215 H	Campbell	90 61	
									223 A	Radford	76 68	
									233 H	Winthrop	74 49	
									261 A	N.C. A&T	74 81	
									265 H	Presbyterian	59 39	
									290 A	Coastal Caro.	82 45	
									302 A	UNC Greensboro	61 46	
									322 A	Gardner-Webb	78 51	
									329 A	UNC Asheville	78 56	
									335 N	Lipscomb	70 27	
LAST 12 Division I GAMES:												
215 A	Campbell	58 45	290 A	Coastal Caro.	82 45							
322 A	Gardner-Webb	78 51	215 H	Campbell	90 61							
329 A	UNC Asheville	78 56	138 H	High Point	69 73							
233 H	Winthrop	74 49	223 A	Radford	76 68							
265 H	Presbyterian	59 39	39 A	Richmond	54 66							
211 A	Charleston So.	79 64	40 A	Virginia	38 64							

Non-Div I Games: Virginia-Wise 82 39 Virginia Union 82 37 Glenville St. 116 65

Liberty

Loss, Non-Conf, S Site, H Home A Away N Neutral

Average RPI Win:	297	WON-LOST	WINNING	LAST 12	STRENGTH OF	OPP. STRENGTH	TEAM	ADJ.	CONF.	ADJ CONF.
Average RPI Loss:	223	RECORD	PCT. RANK	GAMES	SCHEDULE	OF SCHEDULE	RPI	RPI	RPI	RPI
DIV. I ONLY	5- 18	303	3- 9	329	322	335	335	30	30	
DIV. I NON-CONF.	2- 9	298	1- 1	317	302	333	333	28	28	
TOTALS	RPI 1-25	RPI 26-50	W-L RECORDS	RPI 51-100	RPI 101-150	RPI 150+				
5- 18	0- 0	0- 1	OVERALL	0- 1	0- 3	5- 13				
4- 7	0- 0	0- 0	HOME	0- 1	0- 1	4- 5				
1- 10	0- 0	0- 1	AWAY	0- 0	0- 1	1- 8				
0- 1	0- 0	0- 0	NEUTRAL	0- 0	0- 1	0- 0				
2- 9	0- 0	0- 1	NON-CONFERENCE	0- 0	0- 2	2- 6				
1- 3	0- 0	0- 0	HOME	0- 0	0- 0	1- 3				
1- 5	0- 0	0- 1	AWAY	0- 0	0- 1	1- 3				
0- 1	0- 0	0- 0	NEUTRAL	0- 0	0- 1	0- 0				
3- 9	0- 0	0- 0	CONFERENCE	0- 1	0- 1	3- 7				
3- 4	0- 0	0- 0	HOME	0- 1	0- 1	3- 2				
0- 5	0- 0	0- 0	AWAY	0- 0	0- 0	0- 5				
0- 0	0- 0	0- 0	NEUTRAL	0- 0	0- 0	0- 0				

RPI S	Opponent	Score	RPI S	Opponent	Score	RPI S	Opponent	Score	RPI S	Opponent	Score	Team's RPI: 335
29	A Vanderbilt	39 81	76	H Fla. Gulf Coast	59 76	101	A North Carolina	53 95	131	N Liberty	27 70	
						136	H Stetson	63 74	164	H Ole Miss	57 72	
						221	A Alabama A&M	54 72	245	H Kennesaw St.	55 74	
						266	A Tennessee Tech	66 61	268	A Belmont	54 64	
						268	H Belmont	43 60	270	A Tennessee St.	54 80	
						272	A East Tenn. St.	52 89	283	A North Florida	67 77	
						283	H North Florida	73 64	286	H Austin Peay	58 61	
						293	A Jacksonville	75 81	293	H Jacksonville	68 64	
						311	H Air Force	59 68	313	A S.C. Upstate	66 73	
						319	H Mercer	80 70	322	H Gardner-Webb	76 65	
						339	A Jacksonville St.	72 81				
LAST 12 Division I GAMES:												
268	H Belmont	43 60	136	H Stetson	63 74							
283	H North Florida	73 64	268	A Belmont	54 64							
293	H Jacksonville	68 64	283	A North Florida	67 77							
272	A East Tenn. St.	52 89	293	A Jacksonville	75 81							
313	A S.C. Upstate	66 73	322	H Gardner-Webb	76 65							
76	H Fla. Gulf Coast	59 76	164	H Ole Miss	57 72							

Non-Div I Games:

Lipscomb

■ Loss,
 ■ Non-Conf, S Site,
 ■ Home
 ■ Away
 N Neutral

Average RPI Win:	274	WON-LOST	WINNING	LAST 12	STRENGTH OF	OPP. STRENGTH	TEAM	ADJ.	CONF.	ADJ CONF.
Average RPI Loss:	172	RECORD	PCT. RANK	GAMES	SCHEDULE	OF SCHEDULE	RPI	RPI	RPI	RPI
DIV. I ONLY	9- 14	229	5- 7	316	244	277	277	21	21	
DIV. I NON-CONF.	5- 8	220	1- 1	309	253	293	293	20	20	
TOTALS	RPI 1-25	RPI 26-50	W-L RECORDS	RPI 51-100	RPI 101-150	RPI 150+				
9- 14	0- 0	0- 0	OVERALL	0- 2	0- 4	9- 8				
8- 2	0- 0	0- 0	HOME	0- 1	0- 0	8- 1				
1- 12	0- 0	0- 0	AWAY	0- 1	0- 4	1- 7				
0- 0	0- 0	0- 0	NEUTRAL	0- 0	0- 0	0- 0				
5- 8	0- 0	0- 0	NON-CONFERENCE	0- 2	0- 2	5- 4				
4- 1	0- 0	0- 0	HOME	0- 1	0- 0	4- 0				
1- 7	0- 0	0- 0	AWAY	0- 1	0- 2	1- 4				
0- 0	0- 0	0- 0	NEUTRAL	0- 0	0- 0	0- 0				
4- 6	0- 0	0- 0	CONFERENCE	0- 0	0- 2	4- 4				
4- 1	0- 0	0- 0	HOME	0- 0	0- 0	4- 1				
0- 5	0- 0	0- 0	AWAY	0- 0	0- 2	0- 3				
0- 0	0- 0	0- 0	NEUTRAL	0- 0	0- 0	0- 0				

RPI S	Opponent	Score	RPI S	Opponent	Score	RPI S	Opponent	Score	RPI S	Opponent	Score	Team's RPI: 277
						91	H Wichita St.	64 73	102	A UC Davis	62 78	
						96	A Washington	46 80	112	A Syracuse	42 81	
									113	A Pacific	56 93	
									122	A Arizona	42 66	
									151	H Cal St. Northridge	50 57	
									152	A Seattle	49 78	
									186	H Cal Poly	74 67	
									190	A Santa Clara	63 73	
									196	A Iona	73 78	
									226	H UC Santa Barbara	46 34	
									244	A UC Irvine	61 86	
									244	H UC Irvine	63 51	
									252	A Cal St. Fullerton	53 74	
									282	H Utah Valley	75 43	
									289	H Dartmouth	66 52	
									292	A UC Riverside	71 75	
									292	H UC Riverside	70 59	
									294	A Sacramento St.	67 74	
									298	H Nevada	61 58	
									310	H Western Mich.	76 56	
									338	A Columbia	70 61	
LAST 12 Division I GAMES:												
292	A	UC Riverside	71	75	113	A	Pacific	56	93			
244	A	UC Irvine	61	86	151	H	Cal St. Northridge	50	57			
252	A	Cal St. Fullerton	53	74	244	H	UC Irvine	63	51			
186	H	Cal Poly	74	67	292	H	UC Riverside	70	59			
226	H	UC Santa Barbara	46	34	91	H	Wichita St.	64	73			
102	A	UC Davis	62	78	310	H	Western Mich.	76	56			

Non-Div I Games:

Long Beach St.

Average RPI Win:	283	WON-LOST	WINNING	LAST 12	STRENGTH OF	OPP. STRENGTH	TEAM	ADJ.	CONF.	ADJ CONF.
Average RPI Loss:	166	RECORD	PCT. RANK	GAMES	SCHEDULE	OF SCHEDULE	RPI	RPI	RPI	RPI
DIV. I ONLY	5- 19	308	3- 9	143	300	275	275	29	29	
DIV. I NON-CONF.	5- 19	292	3- 9	143	318	288	288	32	32	
TOTALS	RPI 1-25	RPI 26-50	W-L RECORDS	RPI 51-100	RPI 101-150	RPI 150+				
5- 19	0- 3	0- 0	OVERALL	0- 2	0- 3	5- 11				
4- 2	0- 0	0- 0	HOME	0- 0	0- 1	4- 1				
1- 15	0- 3	0- 0	AWAY	0- 2	0- 2	1- 8				
0- 2	0- 0	0- 0	NEUTRAL	0- 0	0- 0	0- 2				
5- 19	0- 3	0- 0	NON-CONFERENCE	0- 2	0- 3	5- 11				
4- 2	0- 0	0- 0	HOME	0- 0	0- 1	4- 1				
1- 15	0- 3	0- 0	AWAY	0- 2	0- 2	1- 8				
0- 2	0- 0	0- 0	NEUTRAL	0- 0	0- 0	0- 2				
0- 0	0- 0	0- 0	CONFERENCE	0- 0	0- 0	0- 0				
0- 0	0- 0	0- 0	HOME	0- 0	0- 0	0- 0				
0- 0	0- 0	0- 0	AWAY	0- 0	0- 0	0- 0				
0- 0	0- 0	0- 0	NEUTRAL	0- 0	0- 0	0- 0				

RPI 1-25				RPI 26-50				RPI 51-100				RPI 101+ Team's RPI: 275			
RPI	S	Opponent	Score	RPI	S	Opponent	Score	RPI	S	Opponent	Score	RPI	S	Opponent	Score
3	A	Notre Dame	26 92					87	A	Appalachian St.	54 64	119	A	San Diego St.	37 79
14	A	Miami (FL)	43 92					89	A	Cincinnati	54 70	135	H	Coppin St.	51 73
24	A	Georgetown	45 56									138	A	High Point	51 73
												154	N	Central Mich.	59 70
												160	A	Wright St.	44 77
												179	H	George Mason	58 80
												180	A	Marshall	48 62
												191	A	William & Mary	43 76
												215	A	Campbell	33 48
												223	H	Radford	73 59
												262	H	Cornell	68 61
												271	A	Eastern Ky.	62 80
												282	A	Utah Valley	59 64
												289	H	Dartmouth	86 76
												299	A	Murray St.	77 86
												301	A	IPFW	54 73
												311	A	Air Force	59 48
												318	N	Southeast Mo. St.	52 56
												328	H	NJIT	72 71
LAST 12 Division I GAMES:															
271	A	Eastern Ky.	62 80	311	A	Air Force	59 48								
299	A	Murray St.	77 86	119	A	San Diego St.	37 79								
289	H	Dartmouth	86 76	135	H	Coppin St.	51 73								
301	A	IPFW	54 73	87	A	Appalachian St.	54 64								
328	H	NJIT	72 71	3	A	Notre Dame	26 92								
282	A	Utah Valley	59 64	89	A	Cincinnati	54 70								

Non-Div I Games:

Longwood

■ Loss,
 ■ Non-Conf,
 ■ S Site,
 ■ H Home
 ■ A Away
 N Neutral

Louisiana Tech

Through Games Of Sunday, February 5, 2012

Average RPI Win:	251	WON-LOST	WINNING	LAST 12	STRENGTH OF	OPP. STRENGTH	TEAM	ADJ.	CONF.	ADJ CONF.
Average RPI Loss:	125	RECORD	PCT. RANK	GAMES	SCHEDULE	OF SCHEDULE	RPI	RPI	RPI	RPI
DIV. I ONLY	11- 11	167	7- 5	246	140	206	206	25	25	
DIV. I NON-CONF.	7- 8	179	3- 2	215	99	186	186	24	24	
TOTALS	RPI 1-25	RPI 26-50	W-L RECORDS	RPI 51-100	RPI 101-150	RPI 150+				
11- 11	0- 0	0- 3	OVERALL	0- 1	2- 3	9- 4				
5- 5	0- 0	0- 3	HOME	0- 1	2- 1	3- 0				
4- 3	0- 0	0- 0	AWAY	0- 0	0- 1	4- 2				
2- 3	0- 0	0- 0	NEUTRAL	0- 0	0- 1	2- 2				
7- 8	0- 0	0- 3	NON-CONFERENCE	0- 0	2- 2	5- 3				
3- 3	0- 0	0- 3	HOME	0- 0	2- 0	1- 0				
2- 2	0- 0	0- 0	AWAY	0- 0	0- 1	2- 1				
2- 3	0- 0	0- 0	NEUTRAL	0- 0	0- 1	2- 2				
4- 3	0- 0	0- 0	CONFERENCE	0- 1	0- 1	4- 1				
2- 2	0- 0	0- 0	HOME	0- 1	0- 1	2- 0				
2- 1	0- 0	0- 0	AWAY	0- 0	0- 0	2- 1				
0- 0	0- 0	0- 0	NEUTRAL	0- 0	0- 0	0- 0				

RPI S	Opponent	Score	RPI S	Opponent	Score	RPI S	Opponent	Score	RPI S	Opponent	Score	Team's RPI: 206
37	H LSU	55 66	41	H Tulane	52 61	60	H Fresno St.	59 61	106	N Memphis	67 86	
50	H Missouri St.	65 78							120	H Mississippi St.	63 62	
									124	A Oral Roberts	71 92	
									125	H Utah St.	62 79	
									144	H UALR	64 48	
									163	N Seton Hall	69 72	
									184	N Alabama	59 67	
									197	N Old Dominion	84 71	
									218	A Arkansas St.	69 59	
									241	A Western Ky.	54 69	
									246	A Hawaii	46 61	
									266	H Tennessee Tech	82 64	
									279	A San Jose St.	70 64	
									288	H Idaho	66 54	
									298	H Nevada	77 63	
									304	N Prairie View	89 83	
									321	A Houston	79 53	
									324	A New Mexico St.	69 42	
LAST 12 Division I GAMES:												
60	H Fresno St.	59 61	288	H Idaho	66 54							
298	H Nevada	77 63	37	H LSU	55 66							
324	A New Mexico St.	69 42	266	H Tennessee Tech	82 64							
279	A San Jose St.	70 64	304	N Prairie View	89 83							
246	A Hawaii	46 61	106	N Memphis	67 86							
125	H Utah St.	62 79	218	A Arkansas St.	69 59							

Non-Div I Games:

Louisiana Tech

■ Loss,
 ■ Non-Conf,
 ■ S Site,
 ■ H Home
 ■ A Away
 N Neutral

Louisville

Through Games Of Sunday, February 5, 2012

Through Games of Sunday, February 3, 1911									
Average RPI Win: 145	WON-LOST	WINNING	LAST 12	STRENGTH OF	OPP. STRENGTH	TEAM	ADJ.	CONF.	ADJ CONF.
Average RPI Loss: 22	RECORD	PCT. RANK	GAMES	SCHEDULE	OF SCHEDULE	RPI	RPI	RPI	RPI
DIV. I ONLY	17- 6	47	8- 4	52	32	19	19	2	2
DIV. I NON-CONF.	11- 2	24	3- 0	132	75	37	37	1	1

TOTALS	RPI 1-25	RPI 26-50	W-L RECORDS	RPI 51-100	RPI 101-150	RPI 150+			
17- 6	2- 4	1- 1	OVERALL	4- 1	3- 0	7- 0			
9- 0	1- 0	0- 0	HOME	1- 0	3- 0	4- 0			
8- 6	1- 4	1- 1	AWAY	3- 1	0- 0	3- 0			
0- 0	0- 0	0- 0	NEUTRAL	0- 0	0- 0	0- 0			
11- 2	0- 2	1- 0	NON-CONFERENCE	2- 0	1- 0	7- 0			
5- 0	0- 0	0- 0	HOME	0- 0	1- 0	4- 0			
6- 2	0- 2	1- 0	AWAY	2- 0	0- 0	3- 0			
0- 0	0- 0	0- 0	NEUTRAL	0- 0	0- 0	0- 0			
6- 4	2- 2	0- 1	CONFERENCE	2- 1	2- 0	0- 0			
4- 0	1- 0	0- 0	HOME	1- 0	2- 0	0- 0			
2- 4	1- 2	0- 1	AWAY	1- 1	0- 0	0- 0			
0- 0	0- 0	0- 0	NEUTRAL	0- 0	0- 0	0- 0			

RPI	S	Opponent	Score	RPI	S	Opponent	Score	RPI	S	Opponent	Score	RPI	S	Opponent	Score
7	A	Texas A&M	58 76	35	A	St. John's (NY)	64 72	52	A	West Virginia	50 66	103	H	Marquette	70 53
9	A	Kentucky	54 74	50	A	Missouri St.	73 64	61	A	Florida St.	85 76	110	H	South Fla.	63 57
10	A	Rutgers	68 71					73	A	Washington St.	75 71	128	H	UT Martin	70 57
16	H	Villanova	62 58					83	H	Providence	64 48	166	A	Florida A&M	86 66
21	A	DePaul	61 86					89	A	Cincinnati	64 59	172	A	Portland	71 42
24	A	Georgetown	64 61									210	H	Xavier	62 44
												271	A	Eastern Ky.	77 53
												286	H	Austin Peay	78 60
												299	H	Murray St.	105 62
												322	H	Gardner-Webb	92 27
LAST 12 Division I GAMES:															
52	A	West Virginia	50 66	110	H	South Fla.	63 57								
21	A	DePaul	61 86	35	A	St. John's (NY)	64 72								
16	H	Villanova	62 58	103	H	Marquette	70 53								
24	A	Georgetown	64 61	128	H	UT Martin	70 57								
83	H	Providence	64 48	73	A	Washington St.	75 71								
10	A	Rutgers	68 71	172	A	Portland	71 42								

Non-Div I Games:

Louisville

■ Loss,
 ■ Non-Conf, S Site,
 ■ Home
 ■ Away
 N Neutral

Average RPI Win:	248	WON-LOST	WINNING	LAST 12	STRENGTH OF	OPP. STRENGTH	TEAM	ADJ.	CONF.	ADJ CONF.
Average RPI Loss:	124	RECORD	PCT. RANK	GAMES	SCHEDULE	OF SCHEDULE	RPI	RPI	RPI	RPI
DIV. I ONLY	9- 12	215	5- 7	210	156	204	204	13	13	
DIV. I NON-CONF.	4- 6	212	0- 1	274	98	232	232	17	17	
TOTALS	RPI 1-25	RPI 26-50	W-L RECORDS	RPI 51-100	RPI 101-150	RPI 150+				
9- 12	0- 2	0- 0	OVERALL	0- 2	0- 3	9- 5				
2- 7	0- 0	0- 0	HOME	0- 2	0- 2	2- 3				
6- 4	0- 2	0- 0	AWAY	0- 0	0- 1	6- 1				
1- 1	0- 0	0- 0	NEUTRAL	0- 0	0- 0	1- 1				
4- 6	0- 1	0- 0	NON-CONFERENCE	0- 2	0- 2	4- 1				
1- 3	0- 0	0- 0	HOME	0- 2	0- 1	1- 0				
2- 2	0- 1	0- 0	AWAY	0- 0	0- 1	2- 0				
1- 1	0- 0	0- 0	NEUTRAL	0- 0	0- 0	1- 1				
5- 6	0- 1	0- 0	CONFERENCE	0- 0	0- 1	5- 4				
1- 4	0- 0	0- 0	HOME	0- 0	0- 1	1- 3				
4- 2	0- 1	0- 0	AWAY	0- 0	0- 0	4- 1				
0- 0	0- 0	0- 0	NEUTRAL	0- 0	0- 0	0- 0				

RPI 1-25				RPI 26-50				RPI 51-100				RPI 101+ Team's RPI: 204			
RPI	S	Opponent	Score	RPI	S	Opponent	Score	RPI	S	Opponent	Score	RPI	S	Opponent	Score
18	A	Green Bay	49 76					67	H	Eastern Mich.	55 63	134	H	La Salle	45 48
21	A	DePaul	65 70					99	H	Northwestern	67 72	141	H	Ill.-Chicago	56 57
												146	A	Drake	50 65
												155	A	Detroit	59 83
												155	H	Detroit	66 76
												160	A	Wright St.	74 66
												160	H	Wright St.	62 64
												193	H	Butler	57 60
												194	N	Akron	86 97
												202	H	Northern Ill.	73 42
												214	A	Milwaukee	81 73
												219	A	Youngstown St.	82 77
												259	A	Southern Ill.	66 44
												278	N	San Francisco	65 63
												284	H	Valparaiso	86 56
												287	A	Cleveland St.	85 67
												326	A	Chicago St.	77 34
LAST 12 Division I GAMES:															
160	A	Wright St.	74 66	219	A	Youngstown St.	82 77								
155	A	Detroit	59 83	155	H	Detroit	66 76								
141	H	Ill.-Chicago	56 57	160	H	Wright St.	62 64								
193	H	Butler	57 60	18	A	Green Bay	49 76								
284	H	Valparaiso	86 56	214	A	Milwaukee	81 73								
287	A	Cleveland St.	85 67	146	A	Drake	50 65								

Non-Div I Games: Neb. Omaha 69 57

Loyola Chicago

■ Loss,
■ Non-Conf, S Site,
■ Home
■ Away
N Neutral

Loyola Maryland

Through Games Of Sunday, February 5, 2012

Average RPI Win:	226	WON-LOST	WINNING	LAST 12	STRENGTH OF	OPP. STRENGTH	TEAM	ADJ.	CONF.	ADJ CONF.
Average RPI Loss:	170	RECORD	PCT. RANK	GAMES	SCHEDULE	OF SCHEDULE	RPI	RPI	RPI	RPI
DIV. I ONLY	10- 13	210	6- 6	193	241	201	201	23	23	
DIV. I NON-CONF.	4- 7	228	0- 0	69	198	137	137	21	21	
TOTALS	RPI 1-25	RPI 26-50	W-L RECORDS	RPI 51-100	RPI 101-150	RPI 150+				
10- 13	0- 1	0- 1	OVERALL	1- 1	0- 1	9- 9				
6- 4	0- 0	0- 0	HOME	1- 0	0- 1	5- 3				
4- 9	0- 1	0- 1	AWAY	0- 1	0- 0	4- 6				
0- 0	0- 0	0- 0	NEUTRAL	0- 0	0- 0	0- 0				
4- 7	0- 1	0- 0	NON-CONFERENCE	1- 1	0- 1	3- 4				
3- 1	0- 0	0- 0	HOME	1- 0	0- 1	2- 0				
1- 6	0- 1	0- 0	AWAY	0- 1	0- 0	1- 4				
0- 0	0- 0	0- 0	NEUTRAL	0- 0	0- 0	0- 0				
6- 6	0- 0	0- 1	CONFERENCE	0- 0	0- 0	6- 5				
3- 3	0- 0	0- 0	HOME	0- 0	0- 0	3- 3				
3- 3	0- 0	0- 1	AWAY	0- 0	0- 0	3- 2				
0- 0	0- 0	0- 0	NEUTRAL	0- 0	0- 0	0- 0				

RPI 1-25				RPI 26-50				RPI 51-100				RPI 101+ Team's RPI: 201			
RPI	S	Opponent	Score	RPI	S	Opponent	Score	RPI	S	Opponent	Score	RPI	S	Opponent	Score
12	A	Maryland	46 84	49	A	Marist	62 70	77	A	Towson	54 56	150	H	UMBC	56 60
								85	H	Howard	62 56	153	A	Lehigh	60 70
												159	A	American	48 63
												165	A	Pittsburgh	59 65
												173	A	Manhattan	59 45
												173	H	Manhattan	46 61
												198	A	Canisius	55 65
												198	H	Canisius	70 62
												209	A	George Washington	70 62
												222	H	Navy	42 38
												231	A	Mt. St. Mary's	54 59
												250	A	Rider	61 67
												250	H	Rider	71 57
												267	A	Niagara	68 48
												267	H	Niagara	54 57
												269	H	Army	68 64
												291	A	Siena	67 54
												291	H	Siena	55 45
												327	H	Saint Peter's	51 68
LAST 12 Division I GAMES:															
250	H	Rider	71 57	291	H	Siena	55 45								
198	H	Canisius	70 62	327	H	Saint Peter's	51 68								
267	A	Niagara	68 48	250	A	Rider	61 67								
198	A	Canisius	55 65	291	A	Siena	67 54								
173	A	Manhattan	59 45	173	H	Manhattan	46 61								
49	A	Marist	62 70	267	H	Niagara	54 57								

Non-Div I Games:

Loyola Maryland

Loss, Non-Conf, S Site, H Home A Away N Neutral

Average RPI Win:	234	WON-LOST	WINNING	LAST 12	STRENGTH OF	OPP. STRENGTH	TEAM	ADJ.	CONF.	ADJ CONF.
Average RPI Loss:	120	RECORD	PCT. RANK	GAMES	SCHEDULE	OF SCHEDULE	RPI	RPI	RPI	RPI
DIV. I ONLY	7- 15	264	4- 8	110	138	224	224	8	8	
DIV. I NON-CONF.	4- 8	240	1- 1	203	265	267	267	9	9	
TOTALS	RPI 1-25	RPI 26-50	W-L RECORDS	RPI 51-100	RPI 101-150	RPI 150+				
7- 15	0- 0	0- 4	OVERALL	0- 4	0- 1	7- 6				
4- 9	0- 0	0- 2	HOME	0- 3	0- 0	4- 4				
3- 6	0- 0	0- 2	AWAY	0- 1	0- 1	3- 2				
0- 0	0- 0	0- 0	NEUTRAL	0- 0	0- 0	0- 0				
4- 8	0- 0	0- 0	NON-CONFERENCE	0- 2	0- 1	4- 5				
3- 5	0- 0	0- 0	HOME	0- 2	0- 0	3- 3				
1- 3	0- 0	0- 0	AWAY	0- 0	0- 1	1- 2				
0- 0	0- 0	0- 0	NEUTRAL	0- 0	0- 0	0- 0				
3- 7	0- 0	0- 4	CONFERENCE	0- 2	0- 0	3- 1				
1- 4	0- 0	0- 2	HOME	0- 1	0- 0	1- 1				
2- 3	0- 0	0- 2	AWAY	0- 1	0- 0	2- 0				
0- 0	0- 0	0- 0	NEUTRAL	0- 0	0- 0	0- 0				

RPI 1-25				RPI 26-50				RPI 51-100				RPI 101+				Team's RPI: 224	
RPI	S	Opponent	Score	RPI	S	Opponent	Score	RPI	S	Opponent	Score	RPI	S	Opponent	Score		
				26	A	Gonzaga	61 79	51	H	UCLA	43 84	116	A	Denver	55 71		
				26	H	Gonzaga	54 80	55	H	St. Mary's (CA)	72 82	151	H	Cal St. Northridge	62 79		
				43	A	BYU	47 80	65	H	UTEP	48 68	162	H	Portland St.	55 70		
				43	H	BYU	48 72	90	A	San Diego	58 80	172	A	Portland	68 60		
												186	H	Cal Poly	73 72		
												190	H	Santa Clara	64 54		
												213	H	Wyoming	57 54		
												219	H	Youngstown St.	50 64		
												226	A	UC Santa Barbara	49 66		
												252	A	Cal St. Fullerton	52 79		
												278	A	San Francisco	62 49		
												278	H	San Francisco	59 61		
												294	H	Sacramento St.	86 73		
												307	A	New Mexico	57 54		
LAST 12 Division I GAMES:																	
				278	A	San Francisco	62 49	26	H	Gonzaga	54 80						
				172	A	Portland	68 60	43	A	BYU	47 80						
				26	A	Gonzaga	61 79	278	H	San Francisco	59 61						
				190	H	Santa Clara	64 54	55	H	St. Mary's (CA)	72 82						
				43	H	BYU	48 72	186	H	Cal Poly	73 72						
				90	A	San Diego	58 80	65	H	UTEP	48 68						

Non-Div I Games:

Loyola Marymount

■ Loss,
■ Non-Conf,
■ S Site,
■ H Home
■ A Away
N Neutral

Maine

Average RPI Win: **289**
 Average RPI Loss: **169**

WON-LOST
 RECORD

WINNING
 PCT. RANK

LAST 12
 GAMES

Through Games Of Sunday, February 5, 2012

STRENGTH OF
 SCHEDULE

OPP. STRENGTH
 OF SCHEDULE

TEAM
 RPI

ADJ.
 RPI

CONF.
 RPI

ADJ CONF.
 RPI

DIV. I ONLY	5- 17	299	3- 9	254	265	316	316	15	15
DIV. I NON-CONF.	2- 10	303	0- 2	286	300	325	325	15	15
TOTALS	RPI 1-25	RPI 26-50	W-L RECORDS	RPI 51-100	RPI 101-150	RPI 150+			
5- 17	0- 0	0- 1	OVERALL	0- 3	0- 3	5- 10			
3- 7	0- 0	0- 1	HOME	0- 0	0- 2	3- 4			
2- 7	0- 0	0- 0	AWAY	0- 2	0- 1	2- 4			
0- 3	0- 0	0- 0	NEUTRAL	0- 1	0- 0	0- 2			
2- 10	0- 0	0- 1	NON-CONFERENCE	0- 1	0- 0	2- 8			
1- 4	0- 0	0- 1	HOME	0- 0	0- 0	1- 3			
1- 3	0- 0	0- 0	AWAY	0- 0	0- 0	1- 3			
0- 3	0- 0	0- 0	NEUTRAL	0- 1	0- 0	0- 2			
3- 7	0- 0	0- 0	CONFERENCE	0- 2	0- 3	3- 2			
2- 3	0- 0	0- 0	HOME	0- 0	0- 2	2- 1			
1- 4	0- 0	0- 0	AWAY	0- 2	0- 1	1- 1			
0- 0	0- 0	0- 0	NEUTRAL	0- 0	0- 0	0- 0			

RPI 1-25			RPI 26-50			RPI 51-100			RPI 101+			Team's RPI: 316			
RPI	S	Opponent	Score	RPI	S	Opponent	Score	RPI	S	Opponent	Score	RPI	S	Opponent	Score
				36	H	James Madison	47 64	70	A	Boston U.	34 75	114	H	Albany (NY)	48 60
								78	N	Duquesne	38 76	150	A	UMBC	44 66
								88	A	Hartford	52 64	150	H	UMBC	55 75
												177	H	Brown	59 61
												192	H	New Hampshire	50 66
												205	A	Central Conn. St.	48 53
												209	N	George Washington	46 54
												211	N	Charleston So.	63 78
												222	A	Navy	56 73
												225	H	Bryant	53 65
												229	A	Massachusetts	54 63
												234	A	Binghamton	54 72
												234	H	Binghamton	48 47
												256	H	Vermont	70 60
												291	H	Siena	51 78
												305	A	Stony Brook	57 44
												314	A	Rhode Island	62 58
												334	H	Troy	66 53
LAST 12 Division I GAMES:															
				150	A	UMBC	44 66	114	H	Albany (NY)	48 60				
				234	H	Binghamton	48 47	70	A	Boston U.	34 75				
				192	H	New Hampshire	50 66	150	H	UMBC	55 75				
				305	A	Stony Brook	57 44	234	A	Binghamton	54 72				
				88	A	Hartford	52 64	291	H	Siena	51 78				
				256	H	Vermont	70 60	211	N	Charleston So.	63 78				

Non-Div I Games: Maine Maritime 73 37

Maine

Loss, Non-Conf, S Site, H Home A Away N Neutral

Average RPI Win:	230	WON-LOST	WINNING	LAST 12	STRENGTH OF	OPP. STRENGTH	TEAM	ADJ.	CONF.	ADJ CONF.
Average RPI Loss:	163	RECORD	PCT. RANK	GAMES	SCHEDULE	OF SCHEDULE	RPI	RPI	RPI	RPI
DIV. I ONLY	12- 11	162	7- 5	178	313	173	173	23	23	
DIV. I NON-CONF.	6- 6	161	1- 0	227	338	197	197	21	21	
TOTALS	RPI 1-25	RPI 26-50	W-L RECORDS	RPI 51-100	RPI 101-150	RPI 150+				
12- 11	0- 0	1- 1	OVERALL	1- 2	0- 2	10- 6				
8- 3	0- 0	1- 0	HOME	1- 0	0- 1	6- 2				
3- 8	0- 0	0- 1	AWAY	0- 2	0- 1	3- 4				
1- 0	0- 0	0- 0	NEUTRAL	0- 0	0- 0	1- 0				
6- 6	0- 0	0- 0	NON-CONFERENCE	1- 2	0- 0	5- 4				
4- 1	0- 0	0- 0	HOME	1- 0	0- 0	3- 1				
1- 5	0- 0	0- 0	AWAY	0- 2	0- 0	1- 3				
1- 0	0- 0	0- 0	NEUTRAL	0- 0	0- 0	1- 0				
6- 5	0- 0	1- 1	CONFERENCE	0- 0	0- 2	5- 2				
4- 2	0- 0	1- 0	HOME	0- 0	0- 1	3- 1				
2- 3	0- 0	0- 1	AWAY	0- 0	0- 1	2- 1				
0- 0	0- 0	0- 0	NEUTRAL	0- 0	0- 0	0- 0				

RPI 1-25	RPI 26-50	RPI 51-100	RPI 101+	Team's RPI: 173
RPI S Opponent Score	RPI S Opponent Score	RPI S Opponent Score	RPI S Opponent Score	
	49 Marist 41 61	80 Sacred Heart 62 50	115 Fairfield 49 58	
	49 Marist 48 44	88 Hartford 45 64	115 Fairfield 59 63	
		97 McNeese St. 52 69	168 Monmouth 71 59	
			192 New Hampshire 42 57	
			196 Iona 60 65	
			198 Canisius 73 51	
			201 Loyola Maryland 61 46	
			201 Loyola Maryland 45 59	
			203 Fordham 49 59	
			250 Rider 59 45	
			262 Cornell 73 49	
			269 Army 43 58	
			272 N East Tenn. St. 86 53	
			273 Lafayette 43 48	
			291 Siena 56 53	
			327 Saint Peter's 62 36	
			328 NJIT 75 66	
			336 St. Francis (NY) 50 37	
LAST 12 Division I GAMES:				
49 Marist 48 44	198 Canisius 73 51			
291 Siena 56 53	49 Marist 41 61			
327 Saint Peter's 62 36	115 Fairfield 59 63			
115 Fairfield 49 58	201 Loyola Maryland 61 46			
201 Loyola Maryland 45 59	250 Rider 59 45			
196 Iona 60 65	80 Sacred Heart 62 50			

Non-Div I Games:

Manhattan

[illegible]

Marist

Page 154

Average RPI Win:	159	WON-LOST	WINNING	LAST 12	STRENGTH OF	OPP. STRENGTH	TEAM	ADJ.	CONF.	ADJ CONF.
Average RPI Loss:	41	RECORD	PCT. RANK	GAMES	SCHEDULE	OF SCHEDULE	RPI	RPI	RPI	RPI
DIV. I ONLY	12- 10	143	7- 5	54	21	103	103	2	2	
DIV. I NON-CONF.	8- 4	89	3- 0	100	57	133	133	1	1	
<hr/>										
TOTALS	RPI 1-25	RPI 26-50	W-L RECORDS	RPI 51-100	RPI 101-150	RPI 150+				
12- 10	1- 5	1- 1	OVERALL	2- 4	2- 0	6- 0				
9- 4	1- 2	0- 0	HOME	1- 2	2- 0	5- 0				
2- 4	0- 3	1- 0	AWAY	1- 1	0- 0	0- 0				
1- 2	0- 0	0- 1	NEUTRAL	0- 1	0- 0	1- 0				
8- 4	0- 2	0- 1	NON-CONFERENCE	2- 1	2- 0	4- 0				
6- 1	0- 1	0- 0	HOME	1- 0	2- 0	3- 0				
1- 1	0- 1	0- 0	AWAY	1- 0	0- 0	0- 0				
1- 2	0- 0	0- 1	NEUTRAL	0- 1	0- 0	1- 0				
4- 6	1- 3	1- 0	CONFERENCE	0- 3	0- 0	2- 0				
3- 3	1- 1	0- 0	HOME	0- 2	0- 0	2- 0				
1- 3	0- 2	1- 0	AWAY	0- 1	0- 0	0- 0				
0- 0	0- 0	0- 0	NEUTRAL	0- 0	0- 0	0- 0				

RPI 1-25				RPI 26-50				RPI 51-100				RPI 101+ Team's RPI: 103			
RPI	S	Opponent	Score	RPI	S	Opponent	Score	RPI	S	Opponent	Score	RPI	S	Opponent	Score
3	A	Notre Dame	42 95	35	A	St. John's (NY)	63 55	52	A	West Virginia	32 53	133	H	Wisconsin	54 52
15	H	Georgia Tech	63 74	38	N	Michigan	51 71	71	H	South Dakota St.	59 51	143	H	Mississippi Val.	69 61
16	H	Villanova	51 50					73	N	Washington St.	52 65	163	H	Seton Hall	69 60
18	A	Green Bay	50 66					83	H	Providence	50 52	165	H	Pittsburgh	72 48
19	A	Louisville	53 70					89	H	Cincinnati	52 64	196	H	Iona	93 44
24	H	Georgetown	39 67					95	A	Toledo	69 60	256	H	Vermont	71 60
												304	N	Prairie View	71 51
												325	H	Ark.-Pine Bluff	84 36
<hr/>															
LAST 12 Division I GAMES:															
165	H	Pittsburgh	72 48	16	H	Villanova	51 50	163	H	Seton Hall	69 60				
89	H	Cincinnati	52 64	52	A	West Virginia	32 53	19	A	Louisville	53 70				
52	A	West Virginia	32 53	83	H	Providence	50 52	95	A	Toledo	69 60				
24	H	Georgetown	39 67	256	H	Vermont	71 60	71	H	South Dakota St.	59 51				
35	A	St. John's (NY)	63 55												

Non-Div I Games: New Orleans 96 35

Marquette

■ Loss,
 ■ Non-Conf, S Site,
 ■ Home
 ■ Away
 N Neutral

Marshall

Through Games Of Sunday, February 5, 2012

Average RPI Win:	256	WON-LOST	WINNING	LAST 12	STRENGTH OF	OPP. STRENGTH	TEAM	ADJ.	CONF.	ADJ CONF.
Average RPI Loss:	127	RECORD	PCT. RANK	GAMES	SCHEDULE	OF SCHEDULE	RPI	RPI	RPI	RPI
DIV. I ONLY	12- 9	126	6- 6	260	180	180	180	11	11	
DIV. I NON-CONF.	8- 4	89	2- 1	314	237	224	224	18	18	
TOTALS	RPI 1-25	RPI 26-50	W-L RECORDS	RPI 51-100	RPI 101-150	RPI 150+				
12- 9	0- 0	0- 1	OVERALL	1- 3	0- 1	11- 4				
6- 4	0- 0	0- 0	HOME	1- 2	0- 0	5- 2				
5- 4	0- 0	0- 1	AWAY	0- 0	0- 1	5- 2				
1- 1	0- 0	0- 0	NEUTRAL	0- 1	0- 0	1- 0				
8- 4	0- 0	0- 0	NON-CONFERENCE	1- 2	0- 0	7- 2				
3- 1	0- 0	0- 0	HOME	1- 1	0- 0	2- 0				
4- 2	0- 0	0- 0	AWAY	0- 0	0- 0	4- 2				
1- 1	0- 0	0- 0	NEUTRAL	0- 1	0- 0	1- 0				
4- 5	0- 0	0- 1	CONFERENCE	0- 1	0- 1	4- 2				
3- 3	0- 0	0- 0	HOME	0- 1	0- 0	3- 2				
1- 2	0- 0	0- 1	AWAY	0- 0	0- 1	1- 0				
0- 0	0- 0	0- 0	NEUTRAL	0- 0	0- 0	0- 0				

RPI 1-25			RPI 26-50			RPI 51-100			RPI 101+ Team's RPI: 180		
RPI	S	Opponent	Score	RPI	S	Opponent	Score	RPI	S	Opponent	Score
				41	A	Tulane	52 68	52	N	West Virginia	57 69
								84	H	Miami (OH)	49 56
								86	H	UAB	45 50
								89	H	Cincinnati	55 47
								178	A	Furman	54 62
								182	H	Tulsa	63 45
								216	H	Rice	65 57
								236	H	Southern Miss.	55 44
								253	A	Ohio	56 68
								254	A	Ball St.	60 58
								266	A	Tennessee Tech	73 68
								275	H	Longwood	62 48
								295	A	Evansville	60 48
								300	H	Kent St.	93 55
								312	A	Morehead St.	83 66
								321	A	Houston	65 41
								326	N	Chicago St.	72 48
LAST 12 Division I GAMES:											
86	H	UAB	45 50	169	H	SMU	53 55				
216	H	Rice	65 57	236	H	Southern Miss.	55 44				
41	A	Tulane	52 68	182	H	Tulsa	63 45				
106	A	Memphis	58 71	321	A	Houston	65 41				
176	H	UCF	44 55	254	A	Ball St.	60 58				
52	N	West Virginia	57 69	266	A	Tennessee Tech	73 68				

Non-Div I Games: Neb. Omaha 54 48

Marshall

Loss, Non-Conf, S Site, H Home A Away N Neutral

Maryland

Through Games Of Sunday, February 5, 2012

Average RPI Win:	131	WON-LOST	WINNING	LAST 12	STRENGTH OF	OPP. STRENGTH	TEAM	ADJ.	CONF.	ADJ CONF.
Average RPI Loss:	68	RECORD	PCT. RANK	GAMES	SCHEDULE	OF SCHEDULE	RPI	RPI	RPI	RPI
DIV. I ONLY	19- 3	13	9- 3	33	71	12	12	6	6	
DIV. I NON-CONF.	13- 0	1	3- 0	55	145	21	21	4	4	
TOTALS	RPI 1-25	RPI 26-50	W-L RECORDS	RPI 51-100	RPI 101-150	RPI 150+				
19- 3	3- 2	2- 0	OVERALL	3- 0	3- 0	8- 1				
12- 1	3- 0	2- 0	HOME	2- 0	1- 0	4- 1				
6- 2	0- 2	0- 0	AWAY	1- 0	2- 0	3- 0				
1- 0	0- 0	0- 0	NEUTRAL	0- 0	0- 0	1- 0				
13- 0	2- 0	1- 0	NON-CONFERENCE	2- 0	1- 0	7- 0				
8- 0	2- 0	1- 0	HOME	2- 0	0- 0	3- 0				
4- 0	0- 0	0- 0	AWAY	0- 0	1- 0	3- 0				
1- 0	0- 0	0- 0	NEUTRAL	0- 0	0- 0	1- 0				
6- 3	1- 2	1- 0	CONFERENCE	1- 0	2- 0	1- 1				
4- 1	1- 0	1- 0	HOME	0- 0	1- 0	1- 1				
2- 2	0- 2	0- 0	AWAY	1- 0	1- 0	0- 0				
0- 0	0- 0	0- 0	NEUTRAL	0- 0	0- 0	0- 0				

RPI S	Opponent	Score	RPI S	Opponent	Score	RPI S	Opponent	Score	RPI S	Opponent	Score
6	H Delaware	85 76	38	H Michigan	74 65	58	H Saint Joseph's	94 71	101	A North Carolina	78 72
8	A Duke	72 80	40	H Virginia	68 61	61	A Florida St.	91 70	108	H Wake Forest	86 58
14	A Miami (FL)	63 75				77	H Towson	82 46	150	A UMBC	70 59
15	H Georgia Tech	77 74							159	A American	76 42
24	H Georgetown	72 53							170	A FIU	84 52
									179	A George Mason	78 50
									181	H Virginia Tech	69 75
									199	H Boston College	86 44
									201	H Loyola Maryland	84 46
									273	H Lafayette	84 36
									296	N CSU Bakersfield	114 83
									337	H Delaware St.	108 33
LAST 12 Division I GAMES:											
199	H Boston College	86 44	101	A North Carolina	78 72						
181	H Virginia Tech	69 75	15	H Georgia Tech	77 74						
8	A Duke	72 80	61	A Florida St.	91 70						
108	H Wake Forest	86 58	6	H Delaware	85 76						
40	H Virginia	68 61	273	H Lafayette	84 36						
14	A Miami (FL)	63 75	179	A George Mason	78 50						

Non-Div I Games:

Maryland

Loss, Non-Conf, S Site, H Home A Away N Neutral

Massachusetts

Through Games Of Sunday, February 5, 2012

Average RPI Win:	238	WON-LOST	WINNING	LAST 12	STRENGTH OF	OPP. STRENGTH	TEAM	ADJ.	CONF.	ADJ CONF.
Average RPI Loss:	116	RECORD	PCT. RANK	GAMES	SCHEDULE	OF SCHEDULE	RPI	RPI	RPI	RPI
DIV. I ONLY	6- 17	292	3- 9	118	119	229	229	9	9	
DIV. I NON-CONF.	5- 10	240	2- 2	140	185	248	248	8	8	
TOTALS	RPI 1-25	RPI 26-50	W-L RECORDS	RPI 51-100	RPI 101-150	RPI 150+				
6- 17	0- 0	0- 3	OVERALL	1- 5	0- 4	5- 5				
2- 8	0- 0	0- 2	HOME	1- 2	0- 1	1- 3				
3- 9	0- 0	0- 1	AWAY	0- 3	0- 3	3- 2				
1- 0	0- 0	0- 0	NEUTRAL	0- 0	0- 0	1- 0				
5- 10	0- 0	0- 1	NON-CONFERENCE	1- 3	0- 2	4- 4				
2- 4	0- 0	0- 0	HOME	1- 1	0- 1	1- 2				
2- 6	0- 0	0- 1	AWAY	0- 2	0- 1	2- 2				
1- 0	0- 0	0- 0	NEUTRAL	0- 0	0- 0	1- 0				
1- 7	0- 0	0- 2	CONFERENCE	0- 2	0- 2	1- 1				
0- 4	0- 0	0- 2	HOME	0- 1	0- 0	0- 1				
1- 3	0- 0	0- 0	AWAY	0- 1	0- 2	1- 0				
0- 0	0- 0	0- 0	NEUTRAL	0- 0	0- 0	0- 0				

RPI 1-25				RPI 26-50				RPI 51-100				RPI 101+				Team's RPI: 229	
RPI	S	Opponent	Score	RPI	S	Opponent	Score	RPI	S	Opponent	Score	RPI	S	Opponent	Score		
				39	H	Richmond	54 73	57	A	Quinnipiac	63 66	107	A	Charlotte	58 80		
				40	A	Virginia	38 53	58	H	Saint Joseph's	58 86	134	A	La Salle	67 81		
				46	H	Dayton	55 80	70	H	Boston U.	55 49	147	A	Holy Cross	64 76		
								78	A	Duquesne	62 76	149	H	Harvard	47 68		
								83	H	Providence	45 66	164	H	Ole Miss	67 72		
								84	A	Miami (OH)	56 81	179	A	George Mason	52 55		
												199	A	Boston College	64 80		
												200	N	Elon	76 56		
												203	H	Fordham	54 56		
												205	H	Central Conn. St.	55 58		
												234	A	Binghamton	64 55		
												291	A	Siena	58 53		
												314	A	Rhode Island	46 39		
												316	H	Maine	63 54		
LAST 12 Division I GAMES:																	
				134	A	La Salle	67 81					314	A	Rhode Island	46 39		
				107	A	Charlotte	58 80					58	H	Saint Joseph's	58 86		
				203	H	Fordham	54 56					149	H	Harvard	47 68		
				78	A	Duquesne	62 76					40	A	Virginia	38 53		
				46	H	Dayton	55 80					200	N	Elon	76 56		
				39	H	Richmond	54 73					291	A	Siena	58 53		

Non-Div I Games:

Massachusetts

Loss, Non-Conf, S Site, H Home A Away N Neutral

Average RPI Win:	247	WON-LOST	WINNING	LAST 12	STRENGTH OF	OPP. STRENGTH	TEAM	ADJ.	CONF.	ADJ CONF.
Average RPI Loss:	58	RECORD	PCT. RANK	GAMES	SCHEDULE	OF SCHEDULE	RPI	RPI	RPI	RPI
DIV. I ONLY	14- 6	66	7- 4	194	164	97	97	24	24	
DIV. I NON-CONF.	7- 4	98	0- 2	183	38	74	74	26	26	
TOTALS	RPI 1-25	RPI 26-50	W-L RECORDS	RPI 51-100	RPI 101-150	RPI 150+				
14- 6	0- 2	0- 1	OVERALL	1- 1	0- 2	13- 0				
9- 1	0- 0	0- 1	HOME	1- 0	0- 0	8- 0				
4- 5	0- 2	0- 0	AWAY	0- 1	0- 2	4- 0				
1- 0	0- 0	0- 0	NEUTRAL	0- 0	0- 0	1- 0				
7- 4	0- 2	0- 1	NON-CONFERENCE	1- 1	0- 0	6- 0				
3- 1	0- 0	0- 1	HOME	1- 0	0- 0	2- 0				
3- 3	0- 2	0- 0	AWAY	0- 1	0- 0	3- 0				
1- 0	0- 0	0- 0	NEUTRAL	0- 0	0- 0	1- 0				
7- 2	0- 0	0- 0	CONFERENCE	0- 0	0- 2	7- 0				
6- 0	0- 0	0- 0	HOME	0- 0	0- 0	6- 0				
1- 2	0- 0	0- 0	AWAY	0- 0	0- 2	1- 0				
0- 0	0- 0	0- 0	NEUTRAL	0- 0	0- 0	0- 0				

RPI 1-25				RPI 26-50				RPI 51-100 Team's RPI: 97				RPI 101+			
RPI	S	Opponent	Score	RPI	S	Opponent	Score	RPI	S	Opponent	Score	RPI	S	Opponent	Score
1	A	Baylor	50 90	37	H	LSU	43 64	51	A	UCLA	59 67	105	A	Central Ark.	70 71
7	A	Texas A&M	62 72					86	H	UAB	61 56	145	A	Stephen F. Austin	58 66
												167	H	Sam Houston St.	57 48
												173	H	Manhattan	69 52
												174	H	Lamar	58 45
												212	H	Texas St.	72 41
												232	H	Nicholls St.	68 53
												242	N	Tex.-Pan American	67 46
												258	A	La.-Monroe	68 60
												306	H	La.-Lafayette	80 59
												317	H	A&M-Corpus Christi	66 51
												320	A	Southeastern La.	60 36
												321	A	Houston	72 59
												323	H	Northwestern St.	64 54
												333	A	Texas Southern	70 37
LAST 12 Division I GAMES:															
145	A	Stephen F. Austin	58 66	212	H	Texas St.	72 41								
167	H	Sam Houston St.	57 48	174	H	Lamar	58 45								
105	A	Central Ark.	70 71	317	H	A&M-Corpus Christi	66 51								
232	H	Nicholls St.	68 53	7	A	Texas A&M	62 72								
323	H	Northwestern St.	64 54	1	A	Baylor	50 90								
320	A	Southeastern La.	60 36	37	H	LSU	43 64								

Non-Div I Games: Centenary (LA) 89 32 Southern-N.O. 78 23 Wiley 82 54

McNeese St.

Average RPI Win: 284				STRENGTH OF		OPP. STRENGTH		TEAM		ADJ.		CONF.		ADJ CONF.							
Average RPI Loss: 144				SCHEDULE		OF SCHEDULE		RPI		RPI		RPI		RPI							
DIV. I ONLY				6- 12		254		4- 6		247		250		248		248		28		28	
DIV. I NON-CONF.				2- 8		293		1- 2		74		68		152		152		25		25	
TOTALS		RPI 1-25		RPI 26-50		W-L RECORDS		RPI 51-100		RPI 101-150		RPI 150+									
6- 12		0- 0		0- 2		OVERALL		0- 2		0- 3		6- 5									
2- 4		0- 0		0- 0		HOME		0- 1		0- 0		2- 3									
4- 8		0- 0		0- 2		AWAY		0- 1		0- 3		4- 2									
0- 0		0- 0		0- 0		NEUTRAL		0- 0		0- 0		0- 0									
2- 8		0- 0		0- 2		NON-CONFERENCE		0- 1		0- 3		2- 2									
0- 2		0- 0		0- 0		HOME		0- 0		0- 0		0- 2									
2- 6		0- 0		0- 2		AWAY		0- 1		0- 3		2- 0									
0- 0		0- 0		0- 0		NEUTRAL		0- 0		0- 0		0- 0									
4- 4		0- 0		0- 0		CONFERENCE		0- 1		0- 0		4- 3									
2- 2		0- 0		0- 0		HOME		0- 1		0- 0		2- 1									
2- 2		0- 0		0- 0		AWAY		0- 0		0- 0		2- 2									
0- 0		0- 0		0- 0		NEUTRAL		0- 0		0- 0		0- 0									

RPI 1-25				RPI 26-50				RPI 51-100				RPI 101+				Team's RPI: 248	
RPI	S	Opponent	Score	RPI	S	Opponent	Score	RPI	S	Opponent	Score	RPI	S	Opponent	Score		
				28	A	Penn St.	51 76	77	A	Towson	45 58	108	A	Wake Forest	45 77		
				36	A	James Madison	53 61	85	H	Howard	36 49	110	A	South Fla.	50 71		
												150	A	UMBC	60 65		
												159	A	American	39 37		
												166	H	Florida A&M	49 54		
												197	A	Old Dominion	63 59		
												198	H	Canisius	43 45		
												231	H	Mt. St. Mary's	44 63		
												261	A	N.C. A&T	50 53		
												274	A	Norfolk St.	58 61		
												330	H	Bethune-Cookman	47 43		
												337	A	Delaware St.	69 56		
												337	H	Delaware St.	60 32		
												342	A	N.C. Central	54 46		
LAST 12 Division I GAMES:																	
				85	H	Howard	36 49	274	A	Norfolk St.	58 61						
				342	A	N.C. Central	54 46	108	A	Wake Forest	45 77						
				261	A	N.C. A&T	50 53	197	A	Old Dominion	63 59						
				330	H	Bethune-Cookman	47 43	110	A	South Fla.	50 71						
				166	H	Florida A&M	49 54	77	A	Towson	45 58						
				337	A	Delaware St.	69 56	28	A	Penn St.	51 76						

Non-Div I Games:	Lincoln (PA)	59	45	Elizabeth City St.	55	62
------------------	--------------	----	----	--------------------	----	----

Md.-East. Shore

Loss, Non-Conf, S Site, H Home A Away N Neutral

Average RPI Win:	212	WON-LOST	WINNING	LAST 12	STRENGTH OF	OPP. STRENGTH	TEAM	ADJ.	CONF.	ADJ CONF.
Average RPI Loss:	104	RECORD	PCT. RANK	GAMES	SCHEDULE	OF SCHEDULE	RPI	RPI	RPI	RPI
DIV. I ONLY	17- 5	33	8- 4	293	87	106	106	11	11	
DIV. I NON-CONF.	10- 3	48	1- 2	329	48	135	135	18	18	
TOTALS	RPI 1-25	RPI 26-50	W-L RECORDS	RPI 51-100	RPI 101-150	RPI 150+				
17- 5	0- 0	1- 1	OVERALL	1- 3	2- 0	13- 1				
12- 1	0- 0	1- 0	HOME	0- 0	1- 0	10- 1				
4- 4	0- 0	0- 1	AWAY	1- 3	1- 0	2- 0				
1- 0	0- 0	0- 0	NEUTRAL	0- 0	0- 0	1- 0				
10- 3	0- 0	0- 1	NON-CONFERENCE	0- 2	2- 0	8- 0				
8- 0	0- 0	0- 0	HOME	0- 0	1- 0	7- 0				
1- 3	0- 0	0- 1	AWAY	0- 2	1- 0	0- 0				
1- 0	0- 0	0- 0	NEUTRAL	0- 0	0- 0	1- 0				
7- 2	0- 0	1- 0	CONFERENCE	1- 1	0- 0	5- 1				
4- 1	0- 0	1- 0	HOME	0- 0	0- 0	3- 1				
3- 1	0- 0	0- 0	AWAY	1- 1	0- 0	2- 0				
0- 0	0- 0	0- 0	NEUTRAL	0- 0	0- 0	0- 0				

RPI 1-25				RPI 26-50				RPI 51-100				RPI 101+				Team's RPI: 106	
RPI	S	Opponent	Score	RPI	S	Opponent	Score	RPI	S	Opponent	Score	RPI	S	Opponent	Score		
				35	A	St. John's (NY)	60 64	65	A	UTEP	60 66	128	H	UT Martin	90 69		
				41	H	Tulane	61 59	86	A	UAB	70 59	144	A	UALR	81 66		
								92	A	Illinois	54 62	163	H	Seton Hall	82 73		
								94	A	Missouri	48 58	176	H	UCF	65 57		
												180	H	Marshall	71 58		
												206	N	Louisiana Tech	86 67		
												236	A	Southern Miss.	85 44		
												236	H	Southern Miss.	54 62		
												249	A	East Carolina	69 56		
												249	H	East Carolina	62 59		
												257	H	Saint Louis	63 60		
												268	H	Belmont	79 40		
												270	H	Tennessee St.	88 64		
												303	H	Texas-Arlington	77 60		
												320	H	Southeastern La.	80 44		
												325	H	Ark.-Pine Bluff	89 60		
LAST 12 Division I GAMES:																	
				176	H	UCF	65 57					249	H	East Carolina	62 59		
				236	H	Southern Miss.	54 62					65	A	UTEP	60 66		
				249	A	East Carolina	69 56					41	H	Tulane	61 59		
				180	H	Marshall	71 58					163	H	Seton Hall	82 73		
				86	A	UAB	70 59					94	A	Missouri	48 58		
				236	A	Southern Miss.	85 44					35	A	St. John's (NY)	60 64		

Non-Div I Games:

Memphis

■ Loss,
 ■ Non-Conf,
 ■ S Site,
 ■ H Home
 ■ A Away
 N Neutral

Average RPI Win:	263	WON-LOST	WINNING	LAST 12	STRENGTH OF	OPP. STRENGTH	TEAM	ADJ.	CONF.	ADJ CONF.
Average RPI Loss:	190	RECORD	PCT. RANK	GAMES	SCHEDULE	OF SCHEDULE	RPI	RPI	RPI	RPI
DIV. I ONLY	4- 20	319	1- 11	220	254	319	319	30	30	
DIV. I NON-CONF.	2- 9	298	0- 1	167	92	296	296	28	28	
TOTALS	RPI 1-25	RPI 26-50	W-L RECORDS	RPI 51-100	RPI 101-150	RPI 150+				
4- 20	0- 1	0- 1	OVERALL	0- 3	1- 4	3- 11				
2- 11	0- 1	0- 1	HOME	0- 2	0- 1	2- 6				
2- 9	0- 0	0- 0	AWAY	0- 1	1- 3	1- 5				
0- 0	0- 0	0- 0	NEUTRAL	0- 0	0- 0	0- 0				
2- 9	0- 1	0- 1	NON-CONFERENCE	0- 1	1- 2	1- 4				
1- 5	0- 1	0- 1	HOME	0- 1	0- 0	1- 2				
1- 4	0- 0	0- 0	AWAY	0- 0	1- 2	0- 2				
0- 0	0- 0	0- 0	NEUTRAL	0- 0	0- 0	0- 0				
2- 11	0- 0	0- 0	CONFERENCE	0- 2	0- 2	2- 7				
1- 6	0- 0	0- 0	HOME	0- 1	0- 1	1- 4				
1- 5	0- 0	0- 0	AWAY	0- 1	0- 1	1- 3				
0- 0	0- 0	0- 0	NEUTRAL	0- 0	0- 0	0- 0				

RPI 1-25				RPI 26-50				RPI 51-100				RPI 101+ Team's RPI: 319			
RPI	S	Opponent	Score	RPI	S	Opponent	Score	RPI	S	Opponent	Score	RPI	S	Opponent	Score
3	H	Notre Dame	42 128	27	H	Georgia	43 80	76	A	Fla. Gulf Coast	55 92	108	A	Wake Forest	44 90
								76	H	Fla. Gulf Coast	50 98	109	A	Davidson	60 75
								99	H	Auburn	43 77	136	A	Stetson	46 68
												136	H	Stetson	84 89
												138	A	High Point	75 67
												176	A	UCF	43 72
												233	H	Winthrop	74 88
												245	H	Kennesaw St.	51 75
												268	A	Belmont	64 61
												272	A	East Tenn. St.	46 72
												272	H	East Tenn. St.	59 75
												280	H	Ga. Southern	55 57
												283	H	North Florida	39 49
												293	H	Jacksonville	65 76
												313	A	S.C. Upstate	56 77
												313	H	S.C. Upstate	87 71
												329	A	UNC Asheville	75 76
												334	H	Troy	69 59
												335	A	Lipscomb	70 80
LAST 12 Division I GAMES:															
313	H	S.C. Upstate	87 71	245	H	Kennesaw St.	51 75								
272	H	East Tenn. St.	59 75	313	A	S.C. Upstate	56 77								
136	A	Stetson	46 68	272	A	East Tenn. St.	46 72								
76	A	Fla. Gulf Coast	55 92	136	H	Stetson	84 89								
283	H	North Florida	39 49	76	H	Fla. Gulf Coast	50 98								
293	H	Jacksonville	65 76	3	H	Notre Dame	42 128								

Non-Div I Games:

Mercer

■ Loss,
 ■ Non-Conf, S Site,
 ■ Home
 ■ Away
 N Neutral

Average RPI Win:	135	WON-LOST	WINNING	LAST 12	STRENGTH OF	OPP. STRENGTH	TEAM	ADJ.	CONF.	ADJ CONF.
Average RPI Loss:	43	RECORD	PCT. RANK	GAMES	SCHEDULE	OF SCHEDULE	RPI	RPI	RPI	RPI
DIV. I ONLY	19- 3	13	11- 1	74	22	14	14	6	6	
DIV. I NON-CONF.	10- 2	33	2- 0	95	20	22	22	4	4	
TOTALS	RPI 1-25	RPI 26-50	W-L RECORDS	RPI 51-100	RPI 101-150	RPI 150+				
19- 3	3- 2	1- 0	OVERALL	4- 0	3- 1	8- 0				
13- 0	2- 0	0- 0	HOME	2- 0	2- 0	7- 0				
5- 3	1- 2	1- 0	AWAY	2- 0	0- 1	1- 0				
1- 0	0- 0	0- 0	NEUTRAL	0- 0	1- 0	0- 0				
10- 2	1- 2	0- 0	NON-CONFERENCE	2- 0	2- 0	5- 0				
8- 0	1- 0	0- 0	HOME	1- 0	1- 0	5- 0				
1- 2	0- 2	0- 0	AWAY	1- 0	0- 0	0- 0				
1- 0	0- 0	0- 0	NEUTRAL	0- 0	1- 0	0- 0				
9- 1	2- 0	1- 0	CONFERENCE	2- 0	1- 1	3- 0				
5- 0	1- 0	0- 0	HOME	1- 0	1- 0	2- 0				
4- 1	1- 0	1- 0	AWAY	1- 0	0- 1	1- 0				
0- 0	0- 0	0- 0	NEUTRAL	0- 0	0- 0	0- 0				

RPI	S	Opponent	Score
5	A	Tennessee	76 92
10	H	Rutgers	92 81
12	H	Maryland	75 63
15	A	Georgia Tech	77 65
24	A	Georgetown	46 71

RPI	S	Opponent	Score
40	A	Virginia	56 53

RPI	S	Opponent	Score
61	A	Florida St.	60 57
69	H	North Carolina St.	78 68
74	A	Michigan St.	76 60
81	H	VCU	91 61

RPI	S	Opponent	Score
101	A	North Carolina	63 65
108	H	Wake Forest	64 39
110	N	South Fla.	92 72
147	H	Holy Cross	89 49
164	H	Ole Miss	76 48
181	H	Virginia Tech	79 48
199	A	Boston College	88 57
207	H	Clemson	68 47
242	H	Tex.-Pan American	83 37
258	H	La.-Monroe	103 39
275	H	Longwood	92 43
304	H	Prairie View	107 26

LAST 12 Division I GAMES:

207	H	Clemson	68 47	12	H	Maryland	75 63
199	A	Boston College	88 57	15	A	Georgia Tech	77 65
108	H	Wake Forest	64 39	69	H	North Carolina St.	78 68
181	H	Virginia Tech	79 48	101	A	North Carolina	63 65
40	A	Virginia	56 53	81	H	VCU	91 61
61	A	Florida St.	60 57	147	H	Holy Cross	89 49

Non-Div I Games: Alas. Anchorage 72 55

Miami (FL)

■ Loss,
 ■ Non-Conf, S Site,
 ■ Home
 ■ Away
 N Neutral

Average RPI Win:	219	WON-LOST	WINNING	LAST 12	STRENGTH OF	OPP. STRENGTH	TEAM	ADJ.	CONF.	ADJ CONF.
Average RPI Loss:	81	RECORD	PCT. RANK	GAMES	SCHEDULE	OF SCHEDULE	RPI	RPI	RPI	RPI
DIV. I ONLY	17- 6	47	9- 3	199	155	84	84	12	12	
DIV. I NON-CONF.	10- 3	48	2- 0	210	186	81	81	13	13	
TOTALS	RPI 1-25	RPI 26-50	W-L RECORDS	RPI 51-100	RPI 101-150	RPI 150+				
17- 6	0- 0	0- 1	OVERALL	1- 4	0- 1	16- 0				
12- 1	0- 0	0- 0	HOME	1- 1	0- 0	11- 0				
5- 5	0- 0	0- 1	AWAY	0- 3	0- 1	5- 0				
0- 0	0- 0	0- 0	NEUTRAL	0- 0	0- 0	0- 0				
10- 3	0- 0	0- 1	NON-CONFERENCE	1- 1	0- 1	9- 0				
8- 0	0- 0	0- 0	HOME	1- 0	0- 0	7- 0				
2- 3	0- 0	0- 1	AWAY	0- 1	0- 1	2- 0				
0- 0	0- 0	0- 0	NEUTRAL	0- 0	0- 0	0- 0				
7- 3	0- 0	0- 0	CONFERENCE	0- 3	0- 0	7- 0				
4- 1	0- 0	0- 0	HOME	0- 1	0- 0	4- 0				
3- 2	0- 0	0- 0	AWAY	0- 2	0- 0	3- 0				
0- 0	0- 0	0- 0	NEUTRAL	0- 0	0- 0	0- 0				

RPI 1-25			RPI 26-50			RPI 51-100			Team's RPI: 84			RPI 101+			
RPI	S	Opponent	Score	RPI	S	Opponent	Score	RPI	S	Opponent	Score	RPI	S	Opponent	Score
43	A	Temple	36 70	67	A	Eastern Mich.	66 77	136	A	Stetson	62 71				
				68	H	Bowling Green	58 61	154	A	Central Mich.	79 57				
				78	A	Duquesne	63 64	160	H	Wright St.	70 63				
				89	H	Cincinnati	74 69	180	A	Marshall	56 49				
				95	A	Toledo	66 79	188	A	Robert Morris	61 50				
								189	H	Indiana	77 72				
								194	A	Akron	95 85				
								196	H	Iona	92 77				
								208	H	Buffalo	72 51				
								227	H	Northeastern	75 55				
								229	H	Massachusetts	81 56				
								253	A	Ohio	67 47				
								254	H	Ball St.	72 61				
								271	H	Eastern Ky.	60 55				
								300	H	Kent St.	73 55				
								310	H	Western Mich.	82 67				
								326	H	Chicago St.	74 60				
LAST 12 Division I GAMES:															
67	A	Eastern Mich.	66 77	253	A	Ohio	67 47								
154	A	Central Mich.	79 57	300	H	Kent St.	73 55								
254	H	Ball St.	72 61	208	H	Buffalo	72 51								
95	A	Toledo	66 79	194	A	Akron	95 85								
310	H	Western Mich.	82 67	188	A	Robert Morris	61 50								
68	H	Bowling Green	58 61	326	H	Chicago St.	74 60								

Non-Div I Games:

Miami (OH)

■ Loss,
 ■ Non-Conf, S Site,
 ■ Home
 ■ Away
 N Neutral

Michigan

Average RPI Win: 122

Average RPI Loss: 59

WON-LOST

WINNING

LAST 12

RECORD

PCT. RANK

GAMES

Through Games Of Sunday, February 5, 2012

STRENGTH OF

SCHEDULE

OPP. STRENGTH

OF SCHEDULE

TEAM

RPI

ADJ.

RPI

CONF.

RPI

ADJ CONF.

RPI

DIV. I ONLY

17- 7

63

7- 5

63

16

38

38

4

4

DIV. I NON-CONF.

11- 2

24

1- 0

68

14

36

36

3

3

TOTALS

RPI 1-25

RPI 26-50

W-L RECORDS

RPI 51-100

RPI 101-150

RPI 150+

17- 7

1- 1

2- 2

OVERALL

4- 3

5- 1

5- 0

9- 2

1- 0

1- 1

HOME

1- 1

4- 0

2- 0

5- 5

0- 1

1- 1

AWAY

2- 2

0- 1

2- 0

3- 0

0- 0

0- 0

NEUTRAL

1- 0

1- 0

1- 0

11- 2

0- 1

2- 0

NON-CONFERENCE

1- 1

4- 0

4- 0

5- 0

0- 0

1- 0

HOME

0- 0

3- 0

1- 0

3- 2

0- 1

1- 0

AWAY

0- 1

0- 0

2- 0

3- 0

0- 0

0- 0

NEUTRAL

1- 0

1- 0

1- 0

6- 5

1- 0

0- 2

CONFERENCE

3- 2

1- 1

1- 0

4- 2

1- 0

0- 1

HOME

1- 1

1- 0

1- 0

2- 3

0- 0

0- 1

AWAY

2- 1

0- 1

0- 0

0- 0

0- 0

0- 0

NEUTRAL

0- 0

0- 0

0- 0

RPI 1-25

RPI 26-50

Team's RPI: 38

RPI 51-100

RPI 101+

RPI	S	Opponent	Score
12	A	Maryland	65 74
13	H	Ohio St.	73 62

RPI	S	Opponent	Score
28	A	Penn St.	63 78
28	H	Penn St.	56 77
32	A	Florida	69 66
47	H	Iowa St.	56 49

RPI	S	Opponent	Score
67	A	Eastern Mich.	64 77
73	N	Washington St.	69 39
74	A	Michigan St.	55 60
74	H	Michigan St.	63 65
92	A	Illinois	70 50
99	A	Northwestern	58 48
99	H	Northwestern	79 68

RPI	S	Opponent	Score
103	N	Marquette	71 51
111	H	Illinois St.	76 59
132	H	Minnesota	61 57
133	A	Wisconsin	60 66
139	H	Indiana St.	72 44
140	H	Utah	55 50
155	A	Detroit	61 51
163	A	Seton Hall	51 47
183	H	Fla. Atlantic	73 51
189	H	Indiana	66 48
304	N	Prairie View	59 53

LAST 12 Division I GAMES:

74	H	Michigan St.	63 65	132	H	Minnesota	61 57
99	H	Northwestern	79 68	28	A	Penn St.	63 78
133	A	Wisconsin	60 66	13	H	Ohio St.	73 62
28	H	Penn St.	56 77	74	A	Michigan St.	55 60
189	H	Indiana	66 48	92	A	Illinois	70 50
99	A	Northwestern	58 48	111	H	Illinois St.	76 59

Non-Div I Games:

Michigan

Loss, Non-Conf, S Site, H Home A Away N Neutral

Average RPI Win:	157	WON-LOST	WINNING	LAST 12	STRENGTH OF	OPP. STRENGTH	TEAM	ADJ.	CONF.	ADJ CONF.
Average RPI Loss:	66	RECORD	PCT. RANK	GAMES	SCHEDULE	OF SCHEDULE	RPI	RPI	RPI	RPI
DIV. I ONLY	14- 9	110	7- 5	64	49	74	74	4	4	
DIV. I NON-CONF.	8- 5	106	1- 1	126	95	111	111	3	3	
TOTALS	RPI 1-25	RPI 26-50	W-L RECORDS	RPI 51-100	RPI 101-150	RPI 150+				
14- 9	0- 4	4- 0	OVERALL	1- 3	0- 1	9- 1				
8- 3	0- 2	2- 0	HOME	1- 1	0- 0	5- 0				
4- 4	0- 1	2- 0	AWAY	0- 2	0- 1	2- 0				
2- 2	0- 1	0- 0	NEUTRAL	0- 0	0- 0	2- 1				
8- 5	0- 2	0- 0	NON-CONFERENCE	1- 2	0- 0	7- 1				
5- 1	0- 1	0- 0	HOME	1- 0	0- 0	4- 0				
1- 2	0- 0	0- 0	AWAY	0- 2	0- 0	1- 0				
2- 2	0- 1	0- 0	NEUTRAL	0- 0	0- 0	2- 1				
6- 4	0- 2	4- 0	CONFERENCE	0- 1	0- 1	2- 0				
3- 2	0- 1	2- 0	HOME	0- 1	0- 0	1- 0				
3- 2	0- 1	2- 0	AWAY	0- 0	0- 1	1- 0				
0- 0	0- 0	0- 0	NEUTRAL	0- 0	0- 0	0- 0				

RPI 1-25				RPI 26-50				RPI 51-100				Team's RPI: 74		RPI 101+					
RPI	S	Opponent	Score	RPI	S	Opponent	Score	RPI	S	Opponent	Score		RPI	S	Opponent	Score			
13	H	Ohio St.	56 64	28	A	Penn St.	75 65	64	A	Texas	53 61		132	A	Minnesota	65 71			
14	H	Miami (FL)	60 76	28	H	Penn St.	83 77	67	H	Eastern Mich.	60 59		155	H	Detroit	64 41			
16	N	Villanova	64 75	38	A	Michigan	65 63	76	A	Fla. Gulf Coast	58 59		165	N	Pittsburgh	54 64			
23	A	Purdue	49 67	38	H	Michigan	60 55	92	H	Illinois	62 71		185	N	Colorado St.	72 45			
																189	A	Indiana	63 49
																189	H	Indiana	67 47
																195	H	Oakland	67 42
																214	A	Milwaukee	70 57
																261	N	N.C. A&T	113 60
																301	H	IPFW	62 56
																310	H	Western Mich.	80 45

Non-Div I Games:

Michigan St.

Middle Tenn.

Through Games Of Sunday, February 5, 2012

Average RPI Win:	199	WON-LOST	WINNING	LAST 12	STRENGTH OF	OPP. STRENGTH	TEAM	ADJ.	CONF.	ADJ CONF.
Average RPI Loss:	24	RECORD	PCT. RANK	GAMES	SCHEDULE	OF SCHEDULE	RPI	RPI	RPI	RPI
DIV. I ONLY	19- 5	23	12- 0	91	116	42	42	19	19	
DIV. I NON-CONF.	8- 5	106	1- 0	44	15	20	20	14	14	
TOTALS	RPI 1-25	RPI 26-50	W-L RECORDS	RPI 51-100	RPI 101-150	RPI 150+				
19- 5	1- 2	0- 3	OVERALL	2- 0	1- 0	15- 0				
10- 2	1- 1	0- 1	HOME	1- 0	0- 0	8- 0				
8- 3	0- 1	0- 2	AWAY	0- 0	1- 0	7- 0				
1- 0	0- 0	0- 0	NEUTRAL	1- 0	0- 0	0- 0				
8- 5	1- 2	0- 3	NON-CONFERENCE	2- 0	0- 0	5- 0				
5- 2	1- 1	0- 1	HOME	1- 0	0- 0	3- 0				
2- 3	0- 1	0- 2	AWAY	0- 0	0- 0	2- 0				
1- 0	0- 0	0- 0	NEUTRAL	1- 0	0- 0	0- 0				
11- 0	0- 0	0- 0	CONFERENCE	0- 0	1- 0	10- 0				
5- 0	0- 0	0- 0	HOME	0- 0	0- 0	5- 0				
6- 0	0- 0	0- 0	AWAY	0- 0	1- 0	5- 0				
0- 0	0- 0	0- 0	NEUTRAL	0- 0	0- 0	0- 0				

RPI 1-25				RPI 26-50				Team's RPI: 42	RPI 51-100				RPI 101+			
RPI	S	Opponent	Score	RPI	S	Opponent	Score		RPI	S	Opponent	Score	RPI	S	Opponent	Score
5	A	Tennessee	43 82	28	A	Penn St.	49 65		71	H	South Dakota St.	59 49	116	A	Denver	75 63
9	H	Kentucky	70 58	34	H	Arkansas	53 59		72	N	UNC Wilmington	79 60	157	A	North Texas	70 68
15	H	Georgia Tech	47 58	36	A	James Madison	46 60						170	A	FIU	74 60
													170	H	FIU	58 53
													171	A	South Ala.	60 53
													171	H	South Ala.	60 39
													183	A	Fla. Atlantic	55 37
													210	A	Xavier	65 49
													218	H	Arkansas St.	71 62
													266	H	Tennessee Tech	74 55
													270	H	Tennessee St.	94 53
													272	A	East Tenn. St.	78 63
													286	H	Austin Peay	69 63
													306	H	La.-Lafayette	104 53
													334	A	Troy	72 66
													334	H	Troy	82 52
LAST 12 Division I GAMES:																
116	A	Denver	75 63	170	A	FIU	74 60									
157	A	North Texas	70 68	306	H	La.-Lafayette	104 53									
334	H	Troy	82 52	334	A	Troy	72 66									
171	A	South Ala.	60 53	171	H	South Ala.	60 39									
218	H	Arkansas St.	71 62	9	H	Kentucky	70 58									
183	A	Fla. Atlantic	55 37	170	H	FIU	58 53									

Non-Div I Games:

Middle Tenn.

■ Loss,
 ■ Non-Conf, S Site,
 ■ Home
 ■ Away
 N Neutral

Average RPI Win: 219	WON-LOST	WINNING	LAST 12	STRENGTH OF	OPP. STRENGTH	TEAM	ADJ.	CONF.	ADJ CONF.
Average RPI Loss: 134	RECORD	PCT. RANK	GAMES	SCHEDULE	OF SCHEDULE	RPI	RPI	RPI	RPI
DIV. I ONLY	6- 15	277	3- 9	94	125	214	214	13	13
DIV. I NON-CONF.	4- 7	228	1- 1	111	50	213	213	17	17
TOTALS	RPI 1-25	RPI 26-50	W-L RECORDS	RPI 51-100	RPI 101-150	RPI 150+			
6- 15	0- 4	0- 0	OVERALL	1- 1	1- 3	4- 7			
3- 7	0- 1	0- 0	HOME	1- 1	0- 2	2- 3			
3- 8	0- 3	0- 0	AWAY	0- 0	1- 1	2- 4			
0- 0	0- 0	0- 0	NEUTRAL	0- 0	0- 0	0- 0			
4- 7	0- 2	0- 0	NON-CONFERENCE	1- 1	1- 2	2- 2			
2- 3	0- 0	0- 0	HOME	1- 1	0- 1	1- 1			
2- 4	0- 2	0- 0	AWAY	0- 0	1- 1	1- 1			
0- 0	0- 0	0- 0	NEUTRAL	0- 0	0- 0	0- 0			
2- 8	0- 2	0- 0	CONFERENCE	0- 0	0- 1	2- 5			
1- 4	0- 1	0- 0	HOME	0- 0	0- 1	1- 2			
1- 4	0- 1	0- 0	AWAY	0- 0	0- 0	1- 3			
0- 0	0- 0	0- 0	NEUTRAL	0- 0	0- 0	0- 0			

RPI 1-25				RPI 26-50				RPI 51-100				RPI 101+ Team's RPI: 214			
RPI	S	Opponent	Score	RPI	S	Opponent	Score	RPI	S	Opponent	Score	RPI	S	Opponent	Score
1	A	Baylor	41 72					74	H	Michigan St.	57 70	133	H	Wisconsin	51 68
17	A	Oklahoma	50 72					95	H	Toledo	60 57	141	H	Ill.-Chicago	41 67
18	A	Green Bay	39 85									146	A	Drake	51 63
18	H	Green Bay	53 88									148	A	Bradley	71 67
												152	H	Seattle	56 63
												155	A	Detroit	48 71
												160	A	Wright St.	72 75
												193	A	Butler	63 76
												204	H	Loyola Chicago	73 81
												219	H	Youngstown St.	76 68
												239	A	Western Ill.	79 66
												284	A	Valparaiso	55 47
												287	H	Cleveland St.	58 68
												310	A	Western Mich.	63 69
												326	H	Chicago St.	79 48
LAST 12 Division I GAMES:															
18	A	Green Bay	39 85	160	A	Wright St.	72 75								
152	H	Seattle	56 63	155	A	Detroit	48 71								
193	A	Butler	63 76	18	H	Green Bay	53 88								
284	A	Valparaiso	55 47	141	H	Ill.-Chicago	41 67								
219	H	Youngstown St.	76 68	204	H	Loyola Chicago	73 81								
287	H	Cleveland St.	58 68	95	H	Toledo	60 57								

Non-Div I Games:

Milwaukee

■ Loss,
 ■ Non-Conf,
 ■ S Site,
 ■ H Home
 ■ A Away
 N Neutral

Minnesota

Through Games Of Sunday, February 5, 2012

Average RPI Win: 175	WON-LOST	WINNING	LAST 12	STRENGTH OF	OPP. STRENGTH	TEAM	ADJ.	CONF.	ADJ CONF.
Average RPI Loss: 62	RECORD	PCT. RANK	GAMES	SCHEDULE	OF SCHEDULE	RPI	RPI	RPI	RPI
DIV. I ONLY	12- 13	179	5- 7	49	59	132	132	4	4
DIV. I NON-CONF.	8- 6	130	1- 0	99	107	166	166	3	3
TOTALS	RPI 1-25	RPI 26-50	W-L RECORDS	RPI 51-100	RPI 101-150	RPI 150+			
12- 13	1- 4	1- 2	OVERALL	2- 3	1- 4	7- 0			
9- 4	1- 2	0- 1	HOME	1- 0	1- 1	6- 0			
1- 6	0- 2	0- 1	AWAY	1- 1	0- 2	0- 0			
2- 3	0- 0	1- 0	NEUTRAL	0- 2	0- 1	1- 0			
8- 6	0- 1	1- 0	NON-CONFERENCE	0- 2	1- 3	6- 0			
6- 1	0- 1	0- 0	HOME	0- 0	1- 0	5- 0			
0- 2	0- 0	0- 0	AWAY	0- 0	0- 2	0- 0			
2- 3	0- 0	1- 0	NEUTRAL	0- 2	0- 1	1- 0			
4- 7	1- 3	0- 2	CONFERENCE	2- 1	0- 1	1- 0			
3- 3	1- 1	0- 1	HOME	1- 0	0- 1	1- 0			
1- 4	0- 2	0- 1	AWAY	1- 1	0- 0	0- 0			
0- 0	0- 0	0- 0	NEUTRAL	0- 0	0- 0	0- 0			

RPI 1-25				RPI 26-50				RPI 51-100				RPI 101+ Team's RPI: 132			
RPI	S	Opponent	Score	RPI	S	Opponent	Score	RPI	S	Opponent	Score	RPI	S	Opponent	Score
1	H	Baylor	60 89	28	H	Penn St.	65 68	57	N	Quinnipiac	62 64	108	A	Wake Forest	65 82
13	H	Ohio St.	76 65	34	N	Arkansas	68 60	61	N	Florida St.	56 68	110	N	South Fla.	52 60
22	A	Nebraska	49 64	38	A	Michigan	57 61	74	H	Michigan St.	71 65	116	A	Denver	63 72
23	A	Purdue	53 57					92	A	Illinois	67 72	133	H	Wisconsin	72 78
23	H	Purdue	55 72					99	A	Northwestern	68 60	149	H	Harvard	79 53
												181	N	Virginia Tech	65 64
												189	H	Indiana	84 43
												234	H	Binghamton	65 40
												238	H	North Dakota St.	80 41
												251	H	Alcorn St.	75 46
												311	H	Air Force	81 46
												328	H	NJIT	71 47
LAST 12 Division I GAMES:															
28	H	Penn St.	65 68	38	A	Michigan	57 61								
92	A	Illinois	67 72	23	H	Purdue	55 72								
13	H	Ohio St.	76 65	99	A	Northwestern	68 60								
133	H	Wisconsin	72 78	189	H	Indiana	84 43								
22	A	Nebraska	49 64	23	A	Purdue	53 57								
74	H	Michigan St.	71 65	328	H	NJIT	71 47								

Non-Div I Games:

Minnesota

Loss, Non-Conf, S Site, H Home A Away N Neutral

Average RPI Win:	208	WON-LOST	WINNING	LAST 12	STRENGTH OF	OPP. STRENGTH	TEAM	ADJ.	CONF.	ADJ CONF.
Average RPI Loss:	46	RECORD	PCT. RANK	GAMES	SCHEDULE	OF SCHEDULE	RPI	RPI	RPI	RPI
DIV. I ONLY	13- 10	132	4- 8	97	69	120	120	3	3	
DIV. I NON-CONF.	10- 3	48	1- 1	287	126	204	204	5	5	
TOTALS	RPI 1-25	RPI 26-50	W-L RECORDS	RPI 51-100	RPI 101-150	RPI 150+				
13- 10	0- 2	1- 6	OVERALL	1- 1	1- 0	10- 1				
9- 4	0- 0	1- 4	HOME	1- 0	1- 0	6- 0				
4- 5	0- 2	0- 2	AWAY	0- 0	0- 0	4- 1				
0- 1	0- 0	0- 0	NEUTRAL	0- 1	0- 0	0- 0				
10- 3	0- 1	1- 0	NON-CONFERENCE	0- 1	1- 0	8- 1				
8- 0	0- 0	1- 0	HOME	0- 0	1- 0	6- 0				
2- 2	0- 1	0- 0	AWAY	0- 0	0- 0	2- 1				
0- 1	0- 0	0- 0	NEUTRAL	0- 1	0- 0	0- 0				
3- 7	0- 1	0- 6	CONFERENCE	1- 0	0- 0	2- 0				
1- 4	0- 0	0- 4	HOME	1- 0	0- 0	0- 0				
2- 3	0- 1	0- 2	AWAY	0- 0	0- 0	2- 0				
0- 0	0- 0	0- 0	NEUTRAL	0- 0	0- 0	0- 0				

RPI 1-25				RPI 26-50				RPI 51-100				RPI 101+ Team's RPI: 120			
RPI	S	Opponent	Score	RPI	S	Opponent	Score	RPI	S	Opponent	Score	RPI	S	Opponent	Score
7	A	Texas A&M	47 93	27	A	Georgia	60 70	54	N	Oklahoma St.	71 78	143	H	Mississippi Val.	64 47
9	A	Kentucky	40 88	27	H	Georgia	51 68	99	H	Auburn	62 57	164	A	Ole Miss	51 46
				29	H	Vanderbilt	59 65					171	H	South Ala.	63 47
				31	A	South Carolina	43 69					184	A	Alabama	66 61
				34	H	Arkansas	35 51					206	A	Louisiana Tech	62 63
				37	H	LSU	48 53					210	H	Xavier	71 65
				41	H	Tulane	70 55					236	H	Southern Miss.	71 57
												251	H	Alcorn St.	66 48
												264	A	Savannah St.	56 42
												298	A	Nevada	67 63
												306	H	La.-Lafayette	72 38
												339	H	Jacksonville St.	78 41
LAST 12 Division I GAMES:															
29	H	Vanderbilt	59 65	27	H	Georgia	51 68								
27	A	Georgia	60 70	184	A	Alabama	66 61								
31	A	South Carolina	43 69	9	A	Kentucky	40 88								
34	H	Arkansas	35 51	37	H	LSU	48 53								
99	H	Auburn	62 57	298	A	Nevada	67 63								
164	A	Ole Miss	51 46	54	N	Oklahoma St.	71 78								

Non-Div I Games:

Mississippi St.

■ Loss,
 ■ Non-Conf,
 ■ S Site,
 ■ H Home
 ■ A Away
 N Neutral

Average RPI Win:	276	WON-LOST	WINNING	LAST 12	STRENGTH OF	OPP. STRENGTH	TEAM	ADJ.	CONF.	ADJ CONF.
Average RPI Loss:	100	RECORD	PCT. RANK	GAMES	SCHEDULE	OF SCHEDULE	RPI	RPI	RPI	RPI
DIV. I ONLY	8- 10	208	8- 3	127	177	143	143	32	32	
DIV. I NON-CONF.	0- 8	337	0- 1	2	2	17	17	16	16	
TOTALS	RPI 1-25	RPI 26-50	W-L RECORDS	RPI 51-100	RPI 101-150	RPI 150+				
8- 10	0- 3	0- 3	OVERALL	0- 0	0- 2	8- 2				
6- 0	0- 0	0- 0	HOME	0- 0	0- 0	6- 0				
2- 10	0- 3	0- 3	AWAY	0- 0	0- 2	2- 2				
0- 0	0- 0	0- 0	NEUTRAL	0- 0	0- 0	0- 0				
0- 8	0- 3	0- 3	NON-CONFERENCE	0- 0	0- 2	0- 0				
0- 0	0- 0	0- 0	HOME	0- 0	0- 0	0- 0				
0- 8	0- 3	0- 3	AWAY	0- 0	0- 2	0- 0				
0- 0	0- 0	0- 0	NEUTRAL	0- 0	0- 0	0- 0				
8- 2	0- 0	0- 0	CONFERENCE	0- 0	0- 0	8- 2				
6- 0	0- 0	0- 0	HOME	0- 0	0- 0	6- 0				
2- 2	0- 0	0- 0	AWAY	0- 0	0- 0	2- 2				
0- 0	0- 0	0- 0	NEUTRAL	0- 0	0- 0	0- 0				

RPI 1-25				RPI 26-50				RPI 51-100				RPI 101+ Team's RPI: 143			
RPI	S	Opponent	Score	RPI	S	Opponent	Score	RPI	S	Opponent	Score	RPI	S	Opponent	Score
1	A	Baylor	55 93	34	A	Arkansas	40 59					103	A	Marquette	61 69
9	A	Kentucky	51 90	47	A	Iowa St.	47 77					120	A	Mississippi St.	47 64
22	A	Nebraska	53 99	48	A	Iowa	80 86					220	H	Grambling	63 55
												221	A	Alabama A&M	69 67
												237	H	Southern U.	78 61
												251	H	Alcorn St.	66 58
												304	A	Prairie View	56 61
												308	A	Alabama St.	62 65
												308	H	Alabama St.	65 50
												315	H	Jackson St.	66 56
												325	H	Ark.-Pine Bluff	92 50
												333	A	Texas Southern	68 54
LAST 12 Division I GAMES:															
308	H	Alabama St.	65 50	251	H	Alcorn St.	66 58								
220	H	Grambling	63 55	221	A	Alabama A&M	69 67								
315	H	Jackson St.	66 56	308	A	Alabama St.	62 65								
333	A	Texas Southern	68 54	325	H	Ark.-Pine Bluff	92 50								
304	A	Prairie View	56 61	1	A	Baylor	55 93								
237	H	Southern U.	78 61	34	A	Arkansas	40 59								

Non-Div I Games: Rust 79 44 Talladega 63 33 Concordia-Selma 76 43

Mississippi Val.

Average RPI Win:	222	WON-LOST	WINNING	LAST 12	STRENGTH OF	OPP. STRENGTH	TEAM	ADJ.	CONF.	ADJ CONF.
Average RPI Loss:	36	RECORD	PCT. RANK	GAMES	SCHEDULE	OF SCHEDULE	RPI	RPI	RPI	RPI
DIV. I ONLY	10- 11	184	2- 10	16	82	94	94	1	1	
DIV. I NON-CONF.	10- 1	14	2- 0	144	337	207	207	2	2	
TOTALS	RPI 1-25	RPI 26-50	W-L RECORDS	RPI 51-100	RPI 101-150	RPI 150+				
10- 11	0- 5	0- 1	OVERALL	0- 5	2- 0	8- 0				
7- 6	0- 2	0- 1	HOME	0- 3	2- 0	5- 0				
3- 5	0- 3	0- 0	AWAY	0- 2	0- 0	3- 0				
0- 0	0- 0	0- 0	NEUTRAL	0- 0	0- 0	0- 0				
10- 1	0- 0	0- 0	NON-CONFERENCE	0- 1	2- 0	8- 0				
7- 1	0- 0	0- 0	HOME	0- 1	2- 0	5- 0				
3- 0	0- 0	0- 0	AWAY	0- 0	0- 0	3- 0				
0- 0	0- 0	0- 0	NEUTRAL	0- 0	0- 0	0- 0				
0- 10	0- 5	0- 1	CONFERENCE	0- 4	0- 0	0- 0				
0- 5	0- 2	0- 1	HOME	0- 2	0- 0	0- 0				
0- 5	0- 3	0- 0	AWAY	0- 2	0- 0	0- 0				
0- 0	0- 0	0- 0	NEUTRAL	0- 0	0- 0	0- 0				

RPI	S	Opponent	Score	RPI	S	Opponent	Score	RPI	S	Opponent	Score	RPI	S	Opponent	Score
1	A	Baylor	46 90	33	H	Kansas	63 72	53	A	Texas Tech	49 76	106	H	Memphis	58 48
1	H	Baylor	41 71					53	H	Texas Tech	63 69	118	H	Eastern Ill.	56 54
7	A	Texas A&M	52 78					54	H	Oklahoma St.	58 62	160	H	Wright St.	92 62
11	A	Kansas St.	46 72					64	A	Texas	58 75	167	H	Sam Houston St.	66 48
17	H	Oklahoma	59 62					99	H	Northwestern	70 74	235	H	North Dakota	69 52
												257	A	Saint Louis	68 56
												283	H	North Florida	67 46
												285	A	UTSA	70 50
												295	H	Evansville	74 51
												317	A	A&M-Corpus Christi	75 58
LAST 12 Division I GAMES:															
53	A	Texas Tech	49 76	33	H	Kansas	63 72	11	A	Kansas St.	46 72	53	H	Texas Tech	63 69
1	H	Baylor	41 71					1	A	Baylor	46 90	167	H	Sam Houston St.	66 48
17	H	Oklahoma	59 62					106	H	Memphis	58 48				
64	A	Texas	58 75												
54	H	Oklahoma St.	58 62												
7	A	Texas A&M	52 78												

Non-Div I Games:

Missouri

■ Loss,
 ■ Non-Conf, S Site,
 ■ Home
 ■ Away
 N Neutral

Average RPI Win:	168	WON-LOST	WINNING	LAST 12	STRENGTH OF	OPP. STRENGTH	TEAM	ADJ.	CONF.	ADJ CONF.
Average RPI Loss:	93	RECORD	PCT. RANK	GAMES	SCHEDULE	OF SCHEDULE	RPI	RPI	RPI	RPI
DIV. I ONLY	15- 6	60	9- 3	107	86	50	50	10	10	
DIV. I NON-CONF.	7- 3	86	1- 0	97	56	41	41	10	10	
TOTALS	RPI 1-25	RPI 26-50	W-L RECORDS	RPI 51-100	RPI 101-150	RPI 150+				
15- 6	0- 2	0- 0	OVERALL	2- 2	7- 1	6- 1				
8- 1	0- 1	0- 0	HOME	1- 0	4- 0	3- 0				
7- 5	0- 1	0- 0	AWAY	1- 2	3- 1	3- 1				
0- 0	0- 0	0- 0	NEUTRAL	0- 0	0- 0	0- 0				
7- 3	0- 2	0- 0	NON-CONFERENCE	0- 1	2- 0	5- 0				
4- 1	0- 1	0- 0	HOME	0- 0	1- 0	3- 0				
3- 2	0- 1	0- 0	AWAY	0- 1	1- 0	2- 0				
0- 0	0- 0	0- 0	NEUTRAL	0- 0	0- 0	0- 0				
8- 3	0- 0	0- 0	CONFERENCE	2- 1	5- 1	1- 1				
4- 0	0- 0	0- 0	HOME	1- 0	3- 0	0- 0				
4- 3	0- 0	0- 0	AWAY	1- 1	2- 1	1- 1				
0- 0	0- 0	0- 0	NEUTRAL	0- 0	0- 0	0- 0				

RPI 1-25				RPI 26-50		Team's RPI: 50		RPI 51-100				RPI 101+			
RPI	S	Opponent	Score	RPI	S	Opponent	Score	RPI	S	Opponent	Score	RPI	S	Opponent	Score
11	A	Kansas St.	63 65					54	A	Oklahoma St.	57 80	111	H	Illinois St.	83 68
19	H	Louisville	64 73					78	A	Creighton	63 55	123	A	UNI	54 62
								78	H	Creighton	70 60	124	A	Oral Roberts	85 79
								91	A	Wichita St.	51 53	139	H	Indiana St.	84 70
												144	H	UALR	73 50
												146	A	Drake	69 66
												146	H	Drake	78 46
												148	A	Bradley	79 70
												157	H	North Texas	78 67
												206	A	Louisiana Tech	78 65
												218	A	Arkansas St.	77 68
												255	H	Morgan St.	104 74
												259	A	Southern Ill.	72 78
												272	H	East Tenn. St.	81 70
												295	A	Evansville	74 49
LAST 12 Division I GAMES:															
78	A	Creighton	63 55	91	A	Wichita St.	51 53								
146	A	Drake	69 66	146	H	Drake	78 46								
111	H	Illinois St.	83 68	78	H	Creighton	70 60								
139	H	Indiana St.	84 70	123	A	UNI	54 62								
295	A	Evansville	74 49	148	A	Bradley	79 70								
259	A	Southern Ill.	72 78	218	A	Arkansas St.	77 68								

Non-Div I Games:

Missouri St.

■ Loss,
 ■ Non-Conf,
 ■ S Site,
 ■ H Home
 ■ A Away
 N Neutral

Average RPI Win:	219	WON-LOST	WINNING	LAST 12	STRENGTH OF	OPP. STRENGTH	TEAM	ADJ.	CONF.	ADJ CONF.
Average RPI Loss:	157	RECORD	PCT. RANK	GAMES	SCHEDULE	OF SCHEDULE	RPI	RPI	RPI	RPI
DIV. I ONLY	12- 10	143	9- 3	227	172	168	168	20	20	
DIV. I NON-CONF.	5- 6	190	2- 1	238	133	167	167	27	27	
TOTALS	RPI 1-25	RPI 26-50	W-L RECORDS	RPI 51-100	RPI 101-150	RPI 150+				
12- 10	1- 1	0- 0	OVERALL	0- 1	1- 2	10- 6				
7- 3	1- 0	0- 0	HOME	0- 1	0- 1	6- 1				
3- 7	0- 1	0- 0	AWAY	0- 0	1- 1	2- 5				
2- 0	0- 0	0- 0	NEUTRAL	0- 0	0- 0	2- 0				
5- 6	1- 1	0- 0	NON-CONFERENCE	0- 0	0- 2	4- 3				
3- 2	1- 0	0- 0	HOME	0- 0	0- 1	2- 1				
0- 4	0- 1	0- 0	AWAY	0- 0	0- 1	0- 2				
2- 0	0- 0	0- 0	NEUTRAL	0- 0	0- 0	2- 0				
7- 4	0- 0	0- 0	CONFERENCE	0- 1	1- 0	6- 3				
4- 1	0- 0	0- 0	HOME	0- 1	0- 0	4- 0				
3- 3	0- 0	0- 0	AWAY	0- 0	1- 0	2- 3				
0- 0	0- 0	0- 0	NEUTRAL	0- 0	0- 0	2- 0				

RPI	S	Opponent	Score	RPI	S	Opponent	Score	RPI	S	Opponent	Score	RPI	S	Opponent	Score	Team's RPI: 168
16	H	Villanova	49 48					57	H	Quinnipiac	63 75	108	A	Wake Forest	54 88	
24	A	Georgetown	44 64									130	A	LIU Brooklyn	67 57	
												150	H	UMBC	64 68	
												153	N	Lehigh	75 73	
												158	A	Saint Francis (PA)	69 82	
												158	H	Saint Francis (PA)	66 45	
												173	A	Manhattan	59 71	
												188	A	Robert Morris	54 57	
												188	H	Robert Morris	75 66	
												205	A	Central Conn. St.	59 56	
												225	A	Bryant	49 55	
												231	H	Mt. St. Mary's	59 52	
												233	H	Winthrop	54 88	
												249	A	East Carolina	52 75	
												273	N	Lafayette	58 54	
												274	H	Norfolk St.	69 62	
												327	H	Saint Peter's	73 64	
												331	H	Wagner	65 42	
												336	A	St. Francis (NY)	53 44	
LAST 12 Division I GAMES:																
57	H	Quinnipiac	63 75	130	A	LIU Brooklyn	67 57									
205	A	Central Conn. St.	59 56	231	H	Mt. St. Mary's	59 52									
225	A	Bryant	49 55	331	H	Wagner	65 42									
158	H	Saint Francis (PA)	66 45	16	H	Villanova	49 48									
188	H	Robert Morris	75 66	274	H	Norfolk St.	69 62									
336	A	St. Francis (NY)	53 44	173	A	Manhattan	59 71									

Non-Div I Games:

Monmouth

■ Loss,
 ■ Non-Conf, S Site,
 ■ Home
 ■ Away
 N Neutral

Montana

Through Games Of Sunday, February 5, 2012

Average RPI Win: 219	WON-LOST	WINNING	LAST 12	STRENGTH OF	OPP. STRENGTH	TEAM	ADJ.	CONF.	ADJ CONF.
Average RPI Loss: 127	RECORD	PCT. RANK	GAMES	SCHEDULE	OF SCHEDULE	RPI	RPI	RPI	RPI
DIV. I ONLY	11- 9	140	8- 3	176	146	161	161	14	14
DIV. I NON-CONF.	5- 6	190	2- 0	179	168	155	155	12	12
TOTALS	RPI 1-25	RPI 26-50	W-L RECORDS	RPI 51-100	RPI 101-150	RPI 150+			
11- 9	0- 0	0- 1	OVERALL	0- 2	3- 3	8- 3			
7- 3	0- 0	0- 0	HOME	0- 1	1- 1	6- 1			
4- 4	0- 0	0- 1	AWAY	0- 0	2- 1	2- 2			
0- 2	0- 0	0- 0	NEUTRAL	0- 1	0- 1	0- 0			
5- 6	0- 0	0- 1	NON-CONFERENCE	0- 1	1- 2	4- 2			
4- 1	0- 0	0- 0	HOME	0- 0	1- 0	3- 1			
1- 3	0- 0	0- 1	AWAY	0- 0	0- 1	1- 1			
0- 2	0- 0	0- 0	NEUTRAL	0- 1	0- 1	0- 0			
6- 3	0- 0	0- 0	CONFERENCE	0- 1	2- 1	4- 1			
3- 2	0- 0	0- 0	HOME	0- 1	0- 1	3- 0			
3- 1	0- 0	0- 0	AWAY	0- 0	2- 0	1- 1			
0- 0	0- 0	0- 0	NEUTRAL	0- 0	0- 0	0- 0			

RPI S	Opponent	Score	RPI S	Opponent	Score	RPI S	Opponent	Score	RPI S	Opponent	Score	Team's RPI: 161
26	A Gonzaga	54 70	55	N St. Mary's (CA)	65 67	116	A Denver	52 53	117	A Eastern Wash.	53 46	
			66	H Idaho St.	51 58	117	H Eastern Wash.	57 67	125	H Utah St.	61 60	
						127	A Montana St.	61 54	137	N Samford	45 59	
						156	A Northern Colo.	42 59	162	H Portland St.	78 56	
						172	A Portland	46 55	213	A Wyoming	69 59	
						235	H North Dakota	60 39	236	H Southern Miss.	79 64	
						281	H Northern Ariz.	60 48	288	H Idaho	64 57	
						294	A Sacramento St.	88 79	296	H CSU Bakersfield	56 64	
						332	H Weber St.	77 70				
LAST 12 Division I GAMES:												
127	A Montana St.	61 54	281	H Northern Ariz.	60 48							
162	H Portland St.	78 56	66	H Idaho St.	51 58							
117	H Eastern Wash.	57 67	117	A Eastern Wash.	53 46							
294	A Sacramento St.	88 79	235	H North Dakota	60 39							
156	A Northern Colo.	42 59	236	H Southern Miss.	79 64							
332	H Weber St.	77 70	26	A Gonzaga	54 70							

Non-Div I Games: Montana Western 70 50 Montana Tech 76 45

Montana

Loss, Non-Conf, S Site, H Home A Away N Neutral

Average RPI Win:	207	WON-LOST	WINNING	LAST 12	STRENGTH OF	OPP. STRENGTH	TEAM	ADJ.	CONF.	ADJ CONF.
Average RPI Loss:	97	RECORD	PCT. RANK	GAMES	SCHEDULE	OF SCHEDULE	RPI	RPI	RPI	RPI
DIV. I ONLY	13- 8	106	8- 4	154	115	127	127	14	14	
DIV. I NON-CONF.	6- 4	116	1- 0	171	63	116	116	12	12	
TOTALS	RPI 1-25	RPI 26-50	W-L RECORDS	RPI 51-100	RPI 101-150	RPI 150+				
13- 8	0- 0	0- 1	OVERALL	1- 3	1- 3	11- 1				
6- 3	0- 0	0- 0	HOME	0- 1	1- 1	5- 1				
6- 2	0- 0	0- 0	AWAY	1- 1	0- 1	5- 0				
1- 3	0- 0	0- 1	NEUTRAL	0- 1	0- 1	1- 0				
6- 4	0- 0	0- 1	NON-CONFERENCE	0- 2	1- 1	5- 0				
3- 0	0- 0	0- 0	HOME	0- 0	1- 0	2- 0				
2- 1	0- 0	0- 0	AWAY	0- 1	0- 0	2- 0				
1- 3	0- 0	0- 1	NEUTRAL	0- 1	0- 1	1- 0				
7- 4	0- 0	0- 0	CONFERENCE	1- 1	0- 2	6- 1				
3- 3	0- 0	0- 0	HOME	0- 1	0- 1	3- 1				
4- 1	0- 0	0- 0	AWAY	1- 0	0- 1	3- 0				
0- 0	0- 0	0- 0	NEUTRAL	0- 0	0- 0	0- 0				

RPI S	Opponent	Score	RPI S	Opponent	Score	RPI S	Opponent	Score	RPI S	Opponent	Score
27 N	Georgia	49 63	62 A	Oregon St.	53 83	117 A	Eastern Wash.	73 79			
			66 A	Idaho St.	79 67	117 H	Eastern Wash.	52 66			
			66 H	Idaho St.	58 59	125 H	Utah St.	78 61			
			92 N	Illinois	56 68	133 N	Wisconsin	61 71			
						156 A	Northern Colo.	52 51			
						161 H	Montana	54 61			
						162 A	Portland St.	95 83			
						162 H	Portland St.	70 50			
						172 A	Portland	66 53			
						185 H	Colorado St.	87 69			
						235 A	North Dakota	67 63			
						235 H	North Dakota	70 54			
						281 H	Northern Ariz.	77 65			
						284 N	Valparaiso	71 55			
						294 A	Sacramento St.	76 71			
						332 H	Weber St.	64 61			
LAST 12 Division I GAMES:											
161 H	Montana	54 61	281 H	Northern Ariz.	77 65						
66 A	Idaho St.	79 67	332 H	Weber St.	64 61						
117 H	Eastern Wash.	52 66	66 H	Idaho St.	58 59						
162 H	Portland St.	70 50	162 A	Portland St.	95 83						
156 A	Northern Colo.	52 51	117 A	Eastern Wash.	73 79						
294 A	Sacramento St.	76 71	235 H	North Dakota	70 54						

Non-Div I Games: Col. of Idaho 99 50 Montana Western 83 50

Montana St.

Loss, Non-Conf, S Site, H Home A Away N Neutral

Average RPI Win:	259	WON-LOST	WINNING	LAST 12	STRENGTH OF	OPP. STRENGTH	TEAM	ADJ.	CONF.	ADJ CONF.
Average RPI Loss:	205	RECORD	PCT. RANK	GAMES	SCHEDULE	OF SCHEDULE	RPI	RPI	RPI	RPI
DIV. I ONLY	7- 15	264	5- 7	296	309	312	312	31	31	
DIV. I NON-CONF.	3- 9	274	1- 1	228	220	282	282	29	29	
TOTALS	RPI 1-25	RPI 26-50	W-L RECORDS	RPI 51-100	RPI 101-150	RPI 150+				
7- 15	0- 1	0- 0	OVERALL	0- 2	0- 2	7- 10				
5- 6	0- 1	0- 0	HOME	0- 1	0- 1	5- 3				
2- 8	0- 0	0- 0	AWAY	0- 1	0- 1	2- 6				
0- 1	0- 0	0- 0	NEUTRAL	0- 0	0- 0	0- 1				
3- 9	0- 1	0- 0	NON-CONFERENCE	0- 2	0- 0	3- 6				
3- 3	0- 1	0- 0	HOME	0- 1	0- 0	3- 1				
0- 5	0- 0	0- 0	AWAY	0- 1	0- 0	0- 4				
0- 1	0- 0	0- 0	NEUTRAL	0- 0	0- 0	0- 1				
4- 6	0- 0	0- 0	CONFERENCE	0- 0	0- 2	4- 4				
2- 3	0- 0	0- 0	HOME	0- 0	0- 1	2- 2				
2- 3	0- 0	0- 0	AWAY	0- 0	0- 1	2- 2				
0- 0	0- 0	0- 0	NEUTRAL	0- 0	0- 0	0- 0				

RPI	S	Opponent	Score	RPI	S	Opponent	Score	RPI	S	Opponent	Score	RPI	S	Opponent	Score	Team's RPI: 312
9	H	Kentucky	60 96					78	A	Duquesne	53 86	118	A	Eastern Ill.	58 78	
								86	H	UAB	47 70	128	H	UT Martin	61 81	
												160	H	Wright St.	78 63	
												180	H	Marshall	66 83	
												188	H	Robert Morris	75 69	
												210	A	Xavier	66 71	
												253	H	Ohio	62 57	
												266	A	Tennessee Tech	50 68	
												266	H	Tennessee Tech	53 57	
												270	A	Tennessee St.	80 86	
												271	H	Eastern Ky.	68 58	
												272	A	East Tenn. St.	57 68	
												286	H	Austin Peay	74 67	
												288	N	Idaho	45 71	
												299	H	Murray St.	78 81	
												300	A	Kent St.	64 65	
												307	A	New Mexico	52 69	
												318	A	Southeast Mo. St.	61 57	
												339	A	Jacksonville St.	68 52	
LAST 12 Division I GAMES:																
118	A	Eastern Ill.	58 78	339	A	Jacksonville St.	68 52									
299	H	Murray St.	78 81	266	A	Tennessee Tech	50 68									
266	H	Tennessee Tech	53 57	286	H	Austin Peay	74 67									
128	H	UT Martin	61 81	318	A	Southeast Mo. St.	61 57									
270	A	Tennessee St.	80 86	272	A	East Tenn. St.	57 68									
271	H	Eastern Ky.	68 58	188	H	Robert Morris	75 69									

Non-Div I Games:

Morehead St.

■ Loss,
 ■ Non-Conf, S Site,
 ■ Home
 ■ Away
 N Neutral

Average RPI Win:	294	WON-LOST	WINNING	LAST 12	STRENGTH OF	OPP. STRENGTH	TEAM	ADJ.	CONF.	ADJ CONF.
Average RPI Loss:	138	RECORD	PCT. RANK	GAMES	SCHEDULE	OF SCHEDULE	RPI	RPI	RPI	RPI
DIV. I ONLY	6- 16	283	4- 8	228	213	255	255	28	28	
DIV. I NON-CONF.	3- 10	282	1- 2	170	147	228	228	25	25	
TOTALS	RPI 1-25	RPI 26-50	W-L RECORDS	RPI 51-100	RPI 101-150	RPI 150+				
6- 16	0- 1	0- 2	OVERALL	0- 5	0- 3	6- 5				
2- 3	0- 0	0- 0	HOME	0- 1	0- 1	2- 1				
4- 11	0- 1	0- 2	AWAY	0- 3	0- 1	4- 4				
0- 2	0- 0	0- 0	NEUTRAL	0- 1	0- 1	0- 0				
3- 10	0- 1	0- 2	NON-CONFERENCE	0- 3	0- 2	3- 2				
0- 0	0- 0	0- 0	HOME	0- 0	0- 0	0- 0				
3- 8	0- 1	0- 2	AWAY	0- 2	0- 1	3- 2				
0- 2	0- 0	0- 0	NEUTRAL	0- 1	0- 1	0- 0				
3- 6	0- 0	0- 0	CONFERENCE	0- 2	0- 1	3- 3				
2- 3	0- 0	0- 0	HOME	0- 1	0- 1	2- 1				
1- 3	0- 0	0- 0	AWAY	0- 1	0- 0	1- 2				
0- 0	0- 0	0- 0	NEUTRAL	0- 0	0- 0	0- 0				

RPI 1-25				RPI 26-50				RPI 51-100				RPI 101+ Team's RPI: 255			
RPI	S	Opponent	Score	RPI	S	Opponent	Score	RPI	S	Opponent	Score	RPI	S	Opponent	Score
20	A	St. Bonaventure	55 79	34	A	Arkansas	50 81	75	A	Hampton	60 74	135	H	Coppin St.	77 80
				50	A	Missouri St.	74 104	75	H	Hampton	51 83	147	N	Holy Cross	66 73
								81	N	VCU	52 73	150	A	UMBC	50 72
								89	A	Cincinnati	60 64	170	A	FIU	60 77
								99	A	Northwestern	74 87	209	A	George Washington	73 68
												243	A	South Carolina St.	71 84
												261	H	N.C. A&T	85 83
												264	A	Savannah St.	60 69
												274	A	Norfolk St.	75 68
												274	H	Norfolk St.	75 76
												305	A	Stony Brook	48 65
												338	A	Columbia	70 66
												340	A	Bucknell	54 52
												342	H	N.C. Central	64 59
LAST 12 Division I GAMES:															
135	H	Coppin St.	77 80	274	H	Norfolk St.	75 76	338	A	Columbia	70 66	264	A	Savannah St.	60 69
75	A	Hampton	60 74	243	A	South Carolina St.	71 84	170	A	FIU	60 77	147	N	Holy Cross	66 73
274	A	Norfolk St.	75 68	135	H	Coppin St.	77 80	75	A	Hampton	60 74	50	A	Missouri St.	74 104
342	H	N.C. Central	64 59	81	N	VCU	52 73	89	A	Cincinnati	60 64	99	A	Northwestern	74 87
261	H	N.C. A&T	85 83	99	A	Northwestern	74 87								
75	H	Hampton	51 83												

Non-Div I Games:

Morgan St.

Mt. St. Mary's

Through Games Of Sunday, February 5, 2012

Average RPI Win:	255	WON-LOST	WINNING	LAST 12	STRENGTH OF	OPP. STRENGTH	TEAM	ADJ.	CONF.	ADJ CONF.
Average RPI Loss:	148	RECORD	PCT. RANK	GAMES	SCHEDULE	OF SCHEDULE	RPI	RPI	RPI	RPI
DIV. I ONLY	8- 14	243	3- 9	156	290	231	231	20	20	
DIV. I NON-CONF.	4- 7	228	1- 2	196	273	243	243	27	27	
TOTALS	RPI 1-25	RPI 26-50	W-L RECORDS	RPI 51-100	RPI 101-150	RPI 150+				
8- 14	0- 0	0- 0	OVERALL	0- 5	1- 1	7- 8				
6- 4	0- 0	0- 0	HOME	0- 1	1- 0	5- 3				
2- 10	0- 0	0- 0	AWAY	0- 4	0- 1	2- 5				
0- 0	0- 0	0- 0	NEUTRAL	0- 0	0- 0	0- 0				
4- 7	0- 0	0- 0	NON-CONFERENCE	0- 3	0- 0	4- 4				
3- 2	0- 0	0- 0	HOME	0- 1	0- 0	3- 1				
1- 5	0- 0	0- 0	AWAY	0- 2	0- 0	1- 3				
0- 0	0- 0	0- 0	NEUTRAL	0- 0	0- 0	0- 0				
4- 7	0- 0	0- 0	CONFERENCE	0- 2	1- 1	3- 4				
3- 2	0- 0	0- 0	HOME	0- 0	1- 0	2- 2				
1- 5	0- 0	0- 0	AWAY	0- 2	0- 1	1- 2				
0- 0	0- 0	0- 0	NEUTRAL	0- 0	0- 0	0- 0				

RPI 1-25			RPI 26-50			RPI 51-100			RPI 101+ Team's RPI: 231		
RPI	S	Opponent	Score	RPI	S	Opponent	Score	RPI	S	Opponent	Score
								52	A	West Virginia	32 94
								57	A	Quinnipiac	73 89
								77	A	Towson	70 71
								80	A	Sacred Heart	54 72
								85	H	Howard	55 67
								130	A	LIU Brooklyn	45 69
								130	H	LIU Brooklyn	44 43
								158	H	Saint Francis (PA)	51 59
								159	A	American	62 77
								165	A	Pittsburgh	45 58
								168	A	Monmouth	52 59
								201	H	Loyola Maryland	59 54
								205	H	Central Conn. St.	63 73
								222	H	Navy	52 45
								225	H	Bryant	66 61
								234	A	Binghamton	43 52
								247	A	Fairleigh Dickinson	58 63
								248	A	Md.-East. Shore	63 44
								250	H	Rider	44 53
								336	A	St. Francis (NY)	49 46
								336	H	St. Francis (NY)	70 48
								340	H	Bucknell	58 46
LAST 12 Division I GAMES:											
158	H	Saint Francis (PA)	51 59	225	H	Bryant	66 61				
57	A	Quinnipiac	73 89	168	A	Monmouth	52 59				
80	A	Sacred Heart	54 72	247	A	Fairleigh Dickinson	58 63				
336	A	St. Francis (NY)	49 46	85	H	Howard	55 67				
130	A	LIU Brooklyn	45 69	340	H	Bucknell	58 46				
205	H	Central Conn. St.	63 73	250	H	Rider	44 53				

Non-Div I Games:

Mt. St. Mary's

■ Loss,
 ■ Non-Conf,
 ■ S Site,
 ■ H Home
 ■ A Away
 N Neutral

Average RPI Win:	281	WON-LOST	WINNING	LAST 12	STRENGTH OF	OPP. STRENGTH	TEAM	ADJ.	CONF.	ADJ CONF.
Average RPI Loss:	205	RECORD	PCT. RANK	GAMES	SCHEDULE	OF SCHEDULE	RPI	RPI	RPI	RPI
DIV. I ONLY	8- 14	243	6- 6	334	291	299	299	31	31	
DIV. I NON-CONF.	3- 9	274	1- 1	339	173	324	324	29	29	
TOTALS	RPI 1-25	RPI 26-50	W-L RECORDS	RPI 51-100	RPI 101-150	RPI 150+				
8- 14	0- 1	0- 0	OVERALL	0- 0	0- 3	8- 10				
5- 2	0- 0	0- 0	HOME	0- 0	0- 1	5- 1				
3- 11	0- 1	0- 0	AWAY	0- 0	0- 2	3- 8				
0- 1	0- 0	0- 0	NEUTRAL	0- 0	0- 0	0- 1				
3- 9	0- 1	0- 0	NON-CONFERENCE	0- 0	0- 0	3- 8				
3- 0	0- 0	0- 0	HOME	0- 0	0- 0	3- 0				
0- 8	0- 1	0- 0	AWAY	0- 0	0- 0	0- 7				
0- 1	0- 0	0- 0	NEUTRAL	0- 0	0- 0	0- 1				
5- 5	0- 0	0- 0	CONFERENCE	0- 0	0- 3	5- 2				
2- 2	0- 0	0- 0	HOME	0- 0	0- 1	2- 1				
3- 3	0- 0	0- 0	AWAY	0- 0	0- 2	3- 1				
0- 0	0- 0	0- 0	NEUTRAL	0- 0	0- 0	0- 0				

RPI 1-25				RPI 26-50				RPI 51-100				RPI 101+ Team's RPI: 299			
RPI	S	Opponent	Score	RPI	S	Opponent	Score	RPI	S	Opponent	Score	RPI	S	Opponent	Score
19	A	Louisville	62 105									118	A	Eastern Ill.	51 76
												118	H	Eastern Ill.	63 80
												128	A	UT Martin	67 84
												164	A	Ole Miss	59 64
												187	A	SIU Edwardsville	67 59
												189	A	Indiana	67 70
												221	A	Alabama A&M	71 76
												254	A	Ball St.	72 81
												257	A	Saint Louis	49 59
												257	H	Saint Louis	78 64
												259	A	Southern Ill.	57 74
												266	H	Tennessee Tech	76 72
												271	H	Eastern Ky.	61 62
												275	H	Longwood	86 77
												286	A	Austin Peay	63 71
												287	N	Cleveland St.	61 68
												295	A	Evansville	48 78
												295	H	Evansville	76 61
												312	A	Morehead St.	81 78
												318	A	Southeast Mo. St.	80 75
												339	H	Jacksonville St.	73 57
LAST 12 Division I GAMES:															
128	A	UT Martin	67 84	339	H	Jacksonville St.	73 57								
312	A	Morehead St.	81 78	266	H	Tennessee Tech	76 72								
118	H	Eastern Ill.	63 80	271	H	Eastern Ky.	61 62								
259	A	Southern Ill.	57 74	286	A	Austin Peay	63 71								
275	H	Longwood	86 77	118	A	Eastern Ill.	51 76								
187	A	SIU Edwardsville	67 59	318	A	Southeast Mo. St.	80 75								

Non-Div I Games: Mid-Continent 103 48

Murray St.

■ Loss,
 ■ Non-Conf, S Site,
 ■ Home
 ■ Away
 N Neutral

Average RPI Win:	277	WON-LOST	WINNING	LAST 12	STRENGTH OF	OPP. STRENGTH	TEAM	ADJ.	CONF.	ADJ CONF.
Average RPI Loss:	149	RECORD	PCT. RANK	GAMES	SCHEDULE	OF SCHEDULE	RPI	RPI	RPI	RPI
DIV. I ONLY	8- 12	227	4- 8	295	255	261	261	28	28	
DIV. I NON-CONF.	3- 8	268	0- 4	195	113	205	205	25	25	
TOTALS	RPI 1-25	RPI 26-50	W-L RECORDS	RPI 51-100	RPI 101-150	RPI 150+				
8- 12	0- 1	0- 0	OVERALL	0- 3	1- 2	7- 6				
6- 2	0- 0	0- 0	HOME	0- 1	1- 0	5- 1				
2- 9	0- 1	0- 0	AWAY	0- 1	0- 2	2- 5				
0- 1	0- 0	0- 0	NEUTRAL	0- 1	0- 0	0- 0				
3- 8	0- 1	0- 0	NON-CONFERENCE	0- 2	1- 1	2- 4				
3- 1	0- 0	0- 0	HOME	0- 1	1- 0	2- 0				
0- 6	0- 1	0- 0	AWAY	0- 0	0- 1	0- 4				
0- 1	0- 0	0- 0	NEUTRAL	0- 1	0- 0	0- 0				
5- 4	0- 0	0- 0	CONFERENCE	0- 1	0- 1	5- 2				
3- 1	0- 0	0- 0	HOME	0- 0	0- 0	3- 1				
2- 3	0- 0	0- 0	AWAY	0- 1	0- 1	2- 1				
0- 0	0- 0	0- 0	NEUTRAL	0- 0	0- 0	0- 0				

RPI S	Opponent	Score	RPI S	Opponent	Score	RPI S	Opponent	Score	RPI S	Opponent	Score	Team's RPI: 261
15	A Georgia Tech	57 74				72	H UNC Wilmington	63 90	107	A Charlotte	63 87	
						74	N Michigan St.	60 113	131	H Liberty	81 74	
						85	A Howard	57 65	135	A Coppin St.	63 85	
									166	H Florida A&M	68 70	
									191	A William & Mary	68 74	
									196	A Iona	69 85	
									197	A Old Dominion	58 71	
									207	H Clemson	76 66	
									248	H Md.-East. Shore	53 50	
									255	A Morgan St.	83 85	
									291	H Siena	67 53	
									297	A Wofford	61 68	
									330	A Bethune-Cookman	63 60	
									330	H Bethune-Cookman	69 54	
									337	H Delaware St.	57 49	
									342	A N.C. Central	84 74	
LAST 12 Division I GAMES:												
330	A Bethune-Cookman	63 60	166	H Florida A&M	68 70							
337	H Delaware St.	57 49	330	H Bethune-Cookman	69 54							
248	H Md.-East. Shore	53 50	72	H UNC Wilmington	63 90							
135	A Coppin St.	63 85	15	A Georgia Tech	57 74							
255	A Morgan St.	83 85	297	A Wofford	61 68							
85	A Howard	57 65	107	A Charlotte	63 87							

Non-Div I Games: Virginia Union 103 61 Johnson C. Smith 71 61

N.C. A&T

■ Loss,
 ■ Non-Conf, S Site,
 ■ Home
 ■ Away
 N Neutral

N.C. Central

Through Games Of Sunday, February 5, 2012

Average RPI Win:	0	WON-LOST	WINNING	LAST 12	STRENGTH OF	OPP. STRENGTH	TEAM	ADJ.	CONF.	ADJ CONF.
Average RPI Loss:	221	RECORD	PCT. RANK	GAMES	SCHEDULE	OF SCHEDULE	RPI	RPI	RPI	RPI
DIV. I ONLY	0- 20	340	0- 12	327	325	342	342	28	28	
DIV. I NON-CONF.	0- 11	337	0- 4	328	278	342	342	25	25	
TOTALS	RPI 1-25	RPI 26-50	W-L RECORDS	RPI 51-100	RPI 101-150	RPI 150+				
0- 20	0- 0	0- 0	OVERALL	0- 2	0- 2	0- 16				
0- 9	0- 0	0- 0	HOME	0- 0	0- 0	0- 9				
0- 11	0- 0	0- 0	AWAY	0- 2	0- 2	0- 7				
0- 0	0- 0	0- 0	NEUTRAL	0- 0	0- 0	0- 0				
0- 11	0- 0	0- 0	NON-CONFERENCE	0- 1	0- 1	0- 9				
0- 4	0- 0	0- 0	HOME	0- 0	0- 0	0- 4				
0- 7	0- 0	0- 0	AWAY	0- 1	0- 1	0- 5				
0- 0	0- 0	0- 0	NEUTRAL	0- 0	0- 0	0- 0				
0- 9	0- 0	0- 0	CONFERENCE	0- 1	0- 1	0- 7				
0- 5	0- 0	0- 0	HOME	0- 0	0- 0	0- 5				
0- 4	0- 0	0- 0	AWAY	0- 1	0- 1	0- 2				
0- 0	0- 0	0- 0	NEUTRAL	0- 0	0- 0	0- 0				

RPI S	Opponent	Score	RPI S	Opponent	Score	RPI S	Opponent	Score	RPI S	Opponent	Score	Team's RPI: 342
52	A West Virginia	24 97				101	A North Carolina	42 79				
85	A Howard	26 67				135	A Coppin St.	44 84				
						166	A Florida A&M	66 102				
						166	H Florida A&M	51 78				
						181	A Virginia Tech	52 70				
						207	A Clemson	48 68				
						215	H Campbell	41 59				
						233	A Winthrop	40 79				
						248	H Md.-East. Shore	46 54				
						255	A Morgan St.	59 64				
						261	H N.C. A&T	74 84				
						263	H Western Caro.	49 62				
						265	A Presbyterian	48 64				
						297	A Wofford	58 73				
						302	H UNC Greensboro	53 70				
						322	H Gardner-Webb	45 56				
						330	H Bethune-Cookman	54 64				
						337	H Delaware St.	55 66				
LAST 12 Division I GAMES:												
166	A Florida A&M	66 102	330	H Bethune-Cookman	54 64							
248	H Md.-East. Shore	46 54	166	H Florida A&M	51 78							
337	H Delaware St.	55 66	101	A North Carolina	42 79							
255	A Morgan St.	59 64	322	H Gardner-Webb	45 56							
135	A Coppin St.	44 84	233	A Winthrop	40 79							
85	A Howard	26 67	207	A Clemson	48 68							

Non-Div I Games: Coker 65 64 Morris 66 58

N.C. Central

Loss, Non-Conf, S Site, H Home A Away N Neutral

Average RPI Win:	291	WON-LOST	WINNING	LAST 12	STRENGTH OF	OPP. STRENGTH	TEAM	ADJ.	CONF.	ADJ CONF.
Average RPI Loss:	221	RECORD	PCT. RANK	GAMES	SCHEDULE	OF SCHEDULE	RPI	RPI	RPI	RPI
DIV. I ONLY	8- 14	243	3- 9	341	315	328	328	33	33	
DIV. I NON-CONF.	6- 11	239	1- 6	334	304	320	320	33	33	
TOTALS	RPI 1-25	RPI 26-50	W-L RECORDS	RPI 51-100	RPI 101-150	RPI 150+				
8- 14	0- 0	0- 0	OVERALL	0- 1	0- 1	8- 12				
4- 6	0- 0	0- 0	HOME	0- 0	0- 0	4- 6				
4- 6	0- 0	0- 0	AWAY	0- 1	0- 1	4- 4				
0- 2	0- 0	0- 0	NEUTRAL	0- 0	0- 0	0- 2				
6- 11	0- 0	0- 0	NON-CONFERENCE	0- 1	0- 1	6- 9				
4- 4	0- 0	0- 0	HOME	0- 0	0- 0	4- 4				
2- 5	0- 0	0- 0	AWAY	0- 1	0- 1	2- 3				
0- 2	0- 0	0- 0	NEUTRAL	0- 0	0- 0	0- 2				
2- 3	0- 0	0- 0	CONFERENCE	0- 0	0- 0	2- 3				
0- 2	0- 0	0- 0	HOME	0- 0	0- 0	0- 2				
2- 1	0- 0	0- 0	AWAY	0- 0	0- 0	2- 1				
0- 0	0- 0	0- 0	NEUTRAL	0- 0	0- 0	0- 0				

RPI 1-25				RPI 26-50				RPI 51-100				RPI 101+ Team's RPI: 328					
RPI	S	Opponent	Score	RPI	S	Opponent	Score	RPI	S	Opponent	Score	RPI	S	Opponent	Score		
								85	A	Howard	31	58	132	A	Minnesota	47	71
													153	A	Lehigh	37	61
													173	H	Manhattan	66	75
													177	H	Brown	70	66
													192	N	New Hampshire	71	79
													208	N	Buffalo	53	66
													222	A	Navy	51	67
													230	A	Penn	52	48
													235	H	North Dakota	55	65
													242	A	Tex.-Pan American	41	40
													247	H	Fairleigh Dickinson	57	68
													250	H	Rider	50	60
													275	A	Longwood	71	72
													282	H	Utah Valley	54	61
													309	H	Colgate	44	54
													326	A	Chicago St.	70	86
													327	H	Saint Peter's	66	59
													331	H	Wagner	68	65
													337	A	Delaware St.	65	49
													340	H	Bucknell	54	53
													341	A	Houston Baptist	69	52
LAST 12 Division I GAMES:																	
326	A	Chicago St.	70	86	230	A	Penn	52	48								
282	H	Utah Valley	54	61	85	A	Howard	31	58								
235	H	North Dakota	55	65	222	A	Navy	51	67								
242	A	Tex.-Pan American	41	40	192	N	New Hampshire	71	79								
341	A	Houston Baptist	69	52	208	N	Buffalo	53	66								
275	A	Longwood	71	72	132	A	Minnesota	47	71								

Non-Div I Games:

NJIT

Average RPI Win:	272	WON-LOST	WINNING	LAST 12	STRENGTH OF	OPP. STRENGTH	TEAM	ADJ.	CONF.	ADJ CONF.
Average RPI Loss:	144	RECORD	PCT. RANK	GAMES	SCHEDULE	OF SCHEDULE	RPI	RPI	RPI	RPI
DIV. I ONLY	12- 10	143	6- 6	278	297	222	222	27	27	
DIV. I NON-CONF.	7- 7	161	1- 3	259	276	210	210	31	31	
TOTALS	RPI 1-25	RPI 26-50	W-L RECORDS	RPI 51-100	RPI 101-150	RPI 150+				
12- 10	1- 0	0- 1	OVERALL	0- 2	0- 2	11- 5				
9- 4	1- 0	0- 1	HOME	0- 0	0- 2	8- 1				
3- 5	0- 0	0- 0	AWAY	0- 1	0- 0	3- 4				
0- 1	0- 0	0- 0	NEUTRAL	0- 1	0- 0	0- 0				
7- 7	1- 0	0- 1	NON-CONFERENCE	0- 2	0- 1	6- 3				
6- 2	1- 0	0- 1	HOME	0- 0	0- 1	5- 0				
1- 4	0- 0	0- 0	AWAY	0- 1	0- 0	1- 3				
0- 1	0- 0	0- 0	NEUTRAL	0- 1	0- 0	0- 0				
5- 3	0- 0	0- 0	CONFERENCE	0- 0	0- 1	5- 2				
3- 2	0- 0	0- 0	HOME	0- 0	0- 1	3- 1				
2- 1	0- 0	0- 0	AWAY	0- 0	0- 0	2- 1				
0- 0	0- 0	0- 0	NEUTRAL	0- 0	0- 0	0- 0				

RPI S	Opponent	Score	RPI S	Opponent	Score	RPI S	Opponent	Score	RPI S	Opponent	Score	Team's RPI: 222
25	H Princeton	65 52	39	H Richmond	39 56	70	N Boston U.	46 48	147	H Holy Cross	38 55	
						85	A Howard	50 60	150	H UMBC	46 54	
									153	H Lehigh	46 50	
									159	A American	44 49	
									191	A William & Mary	61 58	
									201	A Loyola Maryland	38 42	
									203	A Fordham	43 47	
									231	A Mt. St. Mary's	45 52	
									269	H Army	58 56	
									273	A Lafayette	60 55	
									273	H Lafayette	63 47	
									291	H Siena	61 50	
									309	H Colgate	61 52	
									311	H Air Force	71 59	
									316	H Maine	73 56	
									328	H NJIT	67 51	
									340	A Bucknell	50 49	
									341	H Houston Baptist	67 31	
LAST 12 Division I GAMES:												
273	H Lafayette	63 47	147	H Holy Cross	38 55							
340	A Bucknell	50 49	273	A Lafayette	60 55							
153	H Lehigh	46 50	328	H NJIT	67 51							
309	H Colgate	61 52	70	N Boston U.	46 48							
159	A American	44 49	203	A Fordham	43 47							
269	H Army	58 56	150	H UMBC	46 54							

Non-Div I Games:

Navy

Nebraska

Through Games Of Sunday, February 5, 2012

Average RPI Win: 138		WON-LOST	WINNING	LAST 12	STRENGTH OF		OPP. STRENGTH	TEAM	ADJ.	CONF.	ADJ CONF.
Average RPI Loss: 19		RECORD	PCT. RANK	GAMES	SCHEDULE		OF SCHEDULE	RPI	RPI	RPI	RPI
DIV. I ONLY		19- 3	13	10- 2	96		28	22	22	4	4
DIV. I NON-CONF.		11- 1	10	2- 0	219		59	45	45	3	3
<hr/>											
TOTALS	RPI 1-25	RPI 26-50		W-L RECORDS		RPI 51-100		RPI 101-150		RPI 150+	
19- 3	1- 2	4- 1		OVERALL		4- 0		3- 0		7- 0	
11- 1	0- 0	2- 1		HOME		2- 0		2- 0		5- 0	
8- 2	1- 2	2- 0		AWAY		2- 0		1- 0		2- 0	
0- 0	0- 0	0- 0		NEUTRAL		0- 0		0- 0		0- 0	
11- 1	0- 1	1- 0		NON-CONFERENCE		3- 0		1- 0		6- 0	
8- 0	0- 0	1- 0		HOME		2- 0		1- 0		4- 0	
3- 1	0- 1	0- 0		AWAY		1- 0		0- 0		2- 0	
0- 0	0- 0	0- 0		NEUTRAL		0- 0		0- 0		0- 0	
8- 2	1- 1	3- 1		CONFERENCE		1- 0		2- 0		1- 0	
3- 1	0- 0	1- 1		HOME		0- 0		1- 0		1- 0	
5- 1	1- 1	2- 0		AWAY		1- 0		1- 0		0- 0	
0- 0	0- 0	0- 0		NEUTRAL		0- 0		0- 0		0- 0	

RPI S	Opponent	Score	RPI S	Opponent	Score	RPI S	Opponent	Score	RPI S	Opponent	Score
13	A Ohio St.	68 82	28	A Penn St.	71 63	61	A Florida St.	66 63	132	H Minnesota	64 49
15	A Georgia Tech	57 73	28	H Penn St.	73 93	71	H South Dakota St.	80 71	133	A Wisconsin	75 69
23	A Purdue	93 89	45	H Southern California	68 50	78	H Creighton	66 55	143	H Mississippi Val.	99 53
			48	A Iowa	77 72	92	A Illinois	67 47	166	A Florida A&M	72 64
			48	H Iowa	60 53				189	H Indiana	62 48
									242	H Tex.-Pan American	65 27
									256	H Vermont	94 41
									264	H Savannah St.	70 50
									281	A Northern Ariz.	97 88
									325	H Ark.-Pine Bluff	95 43
LAST 12 Division I GAMES:											
23	A Purdue	93 89	133	A Wisconsin	75 69						
92	A Illinois	67 47	48	A Iowa	77 72						
48	H Iowa	60 53	189	H Indiana	62 48						
132	H Minnesota	64 49	28	A Penn St.	71 63						
13	A Ohio St.	68 82	71	H South Dakota St.	80 71						
28	H Penn St.	73 93	256	H Vermont	94 41						

Non-Div I Games:

Nebraska

■ Loss,
 ■ Non-Conf, S Site,
 ■ Home
 ■ Away
 N Neutral

Nevada

Average RPI Win: **225**
 Average RPI Loss: **174**

WON-LOST
 RECORD

WINNING
 PCT. RANK

LAST 12
 GAMES

Through Games Of Sunday, February 5, 2012

STRENGTH OF
 SCHEDULE

OPP. STRENGTH
 OF SCHEDULE

TEAM
 RPI

ADJ.
 RPI

CONF.
 RPI

ADJ CONF.
 RPI

DIV. I ONLY	4- 17	312	2- 10	181	236	298	298	25	25
DIV. I NON-CONF.	3- 11	289	1- 4	130	228	281	281	24	24
TOTALS	RPI 1-25	RPI 26-50	W-L RECORDS	RPI 51-100	RPI 101-150	RPI 150+			
4- 17	0- 0	0- 2	OVERALL	0- 1	1- 5	3- 9			
2- 7	0- 0	0- 1	HOME	0- 0	1- 4	1- 2			
2- 8	0- 0	0- 1	AWAY	0- 1	0- 1	2- 5			
0- 2	0- 0	0- 0	NEUTRAL	0- 0	0- 0	0- 2			
3- 11	0- 0	0- 2	NON-CONFERENCE	0- 0	1- 4	2- 5			
2- 5	0- 0	0- 1	HOME	0- 0	1- 4	1- 0			
1- 4	0- 0	0- 1	AWAY	0- 0	0- 0	1- 3			
0- 2	0- 0	0- 0	NEUTRAL	0- 0	0- 0	0- 2			
1- 6	0- 0	0- 0	CONFERENCE	0- 1	0- 1	1- 4			
0- 2	0- 0	0- 0	HOME	0- 0	0- 0	0- 2			
1- 4	0- 0	0- 0	AWAY	0- 1	0- 1	1- 2			
0- 0	0- 0	0- 0	NEUTRAL	0- 0	0- 0	0- 0			

RPI S	Opponent	Score	RPI S	Opponent	Score	RPI S	Opponent	Score	RPI S	Opponent	Score	Team's RPI: 298
28	H Penn St.	65 103	43	A BYU	53 84	60	A Fresno St.	67 85	113	H Pacific	70 75	
									120	H Mississippi St.	63 67	
									121	H Oregon	76 74	
									125	A Utah St.	69 91	
									129	H UNLV	63 74	
									130	H LIU Brooklyn	51 67	
									162	A Portland St.	73 80	
									193	H Butler	71 69	
									206	A Louisiana Tech	63 77	
									234	N Binghamton	52 58	
									238	N North Dakota St.	47 67	
									246	H Hawaii	63 72	
									252	A Cal St. Fullerton	74 76	
									277	A Long Beach St.	58 61	
									279	H San Jose St.	79 86	
									288	A Idaho	76 70	
									296	A CSU Bakersfield	85 76	
									324	A New Mexico St.	50 70	
LAST 12 Division I GAMES:												
324	A New Mexico St.	50 70	60	A Fresno St.	67 85	296	A CSU Bakersfield	85 76	129	H UNLV	63 74	
206	A Louisiana Tech	63 77	120	H Mississippi St.	63 67	130	H LIU Brooklyn	51 67	43	A BYU	53 84	
279	H San Jose St.	79 86										
246	H Hawaii	63 72										
288	A Idaho	76 70										
125	A Utah St.	69 91										

Non-Div I Games: Saint Martin's 91 74

Nevada

Loss, Non-Conf, S Site, H Home A Away N Neutral

New Hampshire

Average RPI Win:	249	WON-LOST	WINNING	LAST 12	STRENGTH OF	OPP. STRENGTH	TEAM	ADJ.	CONF.	ADJ CONF.
Average RPI Loss:	137	RECORD	PCT. RANK	GAMES	SCHEDULE	OF SCHEDULE	RPI	RPI	RPI	RPI
DIV. I ONLY	12- 10	143	6- 6	292	198	192	192	15	15	
DIV. I NON-CONF.	7- 5	123	1- 1	324	240	233	233	15	15	

TOTALS	RPI 1-25	RPI 26-50	W-L RECORDS	RPI 51-100	RPI 101-150	RPI 150+
12- 10	0- 0	0- 1	OVERALL	1- 2	1- 4	10- 3
4- 5	0- 0	0- 0	HOME	1- 0	1- 3	2- 2
7- 5	0- 0	0- 1	AWAY	0- 2	0- 1	7- 1
1- 0	0- 0	0- 0	NEUTRAL	0- 0	0- 0	1- 0
7- 5	0- 0	0- 1	NON-CONFERENCE	0- 0	0- 2	7- 2
1- 3	0- 0	0- 0	HOME	0- 0	0- 2	1- 1
5- 2	0- 0	0- 1	AWAY	0- 0	0- 0	5- 1
1- 0	0- 0	0- 0	NEUTRAL	0- 0	0- 0	1- 0
5- 5	0- 0	0- 0	CONFERENCE	1- 2	1- 2	3- 1
3- 2	0- 0	0- 0	HOME	1- 0	1- 1	1- 1
2- 3	0- 0	0- 0	AWAY	0- 2	0- 1	2- 0
0- 0	0- 0	0- 0	NEUTRAL	0- 0	0- 0	0- 0

RPI 1-25	RPI 26-50	RPI 51-100	RPI 101+	Team's RPI: 192
RPI S Opponent Score	RPI S Opponent Score	RPI S Opponent Score	RPI S Opponent Score	
	47 A Iowa St. 57 71	70 A Boston U. 39 79	114 H Albany (NY) 44 60	
		88 A Hartford 46 64	147 H Holy Cross 50 61	
		88 H Hartford 64 45	149 H Harvard 62 69	
			150 A UMBC 65 67	
			150 H UMBC 75 68	
			163 H Seton Hall 38 61	
			173 H Manhattan 57 42	
			177 A Brown 62 57	
			205 A Central Conn. St. 44 83	
			234 H Binghamton 55 64	
			256 A Vermont 69 63	
			262 A Cornell 63 62	
			289 A Dartmouth 58 53	
			305 H Stony Brook 63 53	
			314 A Rhode Island 52 33	
			316 A Maine 66 50	
			328 N NJIT 79 71	
			331 A Wagner 73 72	
LAST 12 Division I GAMES:				
	88 A Hartford 46 64	256 A Vermont 69 63		
	150 H UMBC 75 68	114 H Albany (NY) 44 60		
	316 A Maine 66 50	88 H Hartford 64 45		
	234 H Binghamton 55 64	150 A UMBC 65 67		
	70 A Boston U. 39 79	328 N NJIT 79 71		
	305 H Stony Brook 63 53	47 A Iowa St. 57 71		

Non-Div I Games:

New Hampshire

Loss, Non-Conf, S Site, H Home A Away N Neutral

New Mexico

Through Games Of Sunday, February 5, 2012

Average RPI Win:	322	WON-LOST	WINNING	LAST 12	STRENGTH OF	OPP. STRENGTH	TEAM	ADJ.	CONF.	ADJ CONF.
Average RPI Loss:	146	RECORD	PCT. RANK	GAMES	SCHEDULE	OF SCHEDULE	RPI	RPI	RPI	RPI
DIV. I ONLY	6- 15	277	4- 8	269	215	307	307	22	22	
DIV. I NON-CONF.	5- 8	220	3- 1	282	209	311	311	23	23	
TOTALS	RPI 1-25	RPI 26-50	W-L RECORDS	RPI 51-100	RPI 101-150	RPI 150+				
6- 15	0- 1	0- 0	OVERALL	0- 2	0- 4	6- 8				
4- 8	0- 1	0- 0	HOME	0- 1	0- 2	4- 4				
2- 7	0- 0	0- 0	AWAY	0- 1	0- 2	2- 4				
0- 0	0- 0	0- 0	NEUTRAL	0- 0	0- 0	0- 0				
5- 8	0- 1	0- 0	NON-CONFERENCE	0- 2	0- 2	5- 3				
3- 5	0- 1	0- 0	HOME	0- 1	0- 1	3- 2				
2- 3	0- 0	0- 0	AWAY	0- 1	0- 1	2- 1				
0- 0	0- 0	0- 0	NEUTRAL	0- 0	0- 0	0- 0				
1- 7	0- 0	0- 0	CONFERENCE	0- 0	0- 2	1- 5				
1- 3	0- 0	0- 0	HOME	0- 0	0- 1	1- 2				
0- 4	0- 0	0- 0	AWAY	0- 0	0- 1	0- 3				
0- 0	0- 0	0- 0	NEUTRAL	0- 0	0- 0	0- 0				

RPI	S	Opponent	Score	RPI	S	Opponent	Score	RPI	S	Opponent	Score	RPI	S	Opponent	Score	Team's RPI: 307
17	H	Oklahoma	56 58					53	A	Texas Tech	43 69	119	A	San Diego St.	47 77	
								65	H	UTEP	43 53	122	A	Arizona	50 59	
												126	H	Pepperdine	56 59	
												129	H	UNLV	50 64	
												156	H	Northern Colo.	54 61	
												157	A	North Texas	50 63	
												175	A	TCU	56 63	
												185	A	Colorado St.	54 61	
												213	H	Wyoming	50 52	
												224	H	Loyola Marymount	54 57	
												228	A	Boise St.	46 65	
												228	H	Boise St.	64 68	
												311	H	Air Force	67 44	
												312	H	Morehead St.	69 52	
												321	H	Houston	70 44	
												324	A	New Mexico St.	59 58	
												324	H	New Mexico St.	54 53	
												341	A	Houston Baptist	65 38	
LAST 12 Division I GAMES:																
228	H	Boise St.	64 68	213	H	Wyoming	50 52									
311	H	Air Force	67 44	228	A	Boise St.	46 65									
175	A	TCU	56 63	321	H	Houston	70 44									
185	A	Colorado St.	54 61	324	A	New Mexico St.	59 58									
129	H	UNLV	50 64	122	A	Arizona	50 59									
119	A	San Diego St.	47 77	341	A	Houston Baptist	65 38									

Non-Div I Games: Eastern N.M. 54 33

New Mexico

■ Loss,
■ Non-Conf, S Site,
■ Home
■ Away
N Neutral

Average RPI Win:	283	WON-LOST	WINNING	LAST 12	STRENGTH OF	OPP. STRENGTH	TEAM	ADJ.	CONF.	ADJ CONF.
Average RPI Loss:	182	RECORD	PCT. RANK	GAMES	SCHEDULE	OF SCHEDULE	RPI	RPI	RPI	RPI
DIV. I ONLY	4- 17	312	2- 9	256	266	324	324	25	25	
DIV. I NON-CONF.	2- 12	311	0- 4	242	288	322	322	24	24	
TOTALS	RPI 1-25	RPI 26-50	W-L RECORDS	RPI 51-100	RPI 101-150	RPI 150+				
4- 17	0- 0	0- 0	OVERALL	0- 4	0- 4	4- 9				
3- 10	0- 0	0- 0	HOME	0- 3	0- 2	3- 5				
1- 7	0- 0	0- 0	AWAY	0- 1	0- 2	1- 4				
0- 0	0- 0	0- 0	NEUTRAL	0- 0	0- 0	0- 0				
2- 12	0- 0	0- 0	NON-CONFERENCE	0- 3	0- 3	2- 6				
1- 7	0- 0	0- 0	HOME	0- 2	0- 1	1- 4				
1- 5	0- 0	0- 0	AWAY	0- 1	0- 2	1- 2				
0- 0	0- 0	0- 0	NEUTRAL	0- 0	0- 0	0- 0				
2- 5	0- 0	0- 0	CONFERENCE	0- 1	0- 1	2- 3				
2- 3	0- 0	0- 0	HOME	0- 1	0- 1	2- 1				
0- 2	0- 0	0- 0	AWAY	0- 0	0- 0	0- 2				
0- 0	0- 0	0- 0	NEUTRAL	0- 0	0- 0	0- 0				

RPI S	Opponent	Score	RPI S	Opponent	Score	RPI S	Opponent	Score	RPI S	Opponent	Score	Team's RPI: 324
						60	H Fresno St.	54 79	122	H Arizona	67 84	
						65	A UTEP	27 63	125	H Utah St.	56 74	
						65	H UTEP	72 76	140	A Utah	37 74	
						66	H Idaho St.	42 59	142	A UMKC	57 68	
									206	H Louisiana Tech	42 69	
									226	H UC Santa Barbara	52 51	
									228	A Boise St.	57 72	
									228	H Boise St.	53 56	
									235	H North Dakota	46 63	
									246	A Hawaii	48 51	
									276	H Southern Utah	57 58	
									279	A San Jose St.	62 67	
									288	H Idaho	61 47	
									298	H Nevada	70 50	
									307	A New Mexico	53 54	
									307	H New Mexico	58 59	
									321	A Houston	63 62	
LAST 12 Division I GAMES:												
			298	H Nevada	70 50		125	H Utah St.	56 74			
			60	H Fresno St.	54 79		228	H Boise St.	53 56			
			206	H Louisiana Tech	42 69		142	A UMKC	57 68			
			246	A Hawaii	48 51		307	H New Mexico	58 59			
			279	A San Jose St.	62 67		140	A Utah	37 74			
			288	H Idaho	61 47		226	H UC Santa Barbara	52 51			

Non-Div I Games: Shaw 61 53

New Mexico St.

■ Loss,
■ Non-Conf, S Site,
■ Home
■ Away
N Neutral

Niagara

Through Games Of Sunday, February 5, 2012

Average RPI Win:	273	WON-LOST	WINNING	LAST 12	STRENGTH OF	OPP. STRENGTH	TEAM	ADJ.	CONF.	ADJ CONF.
Average RPI Loss:	172	RECORD	PCT. RANK	GAMES	SCHEDULE	OF SCHEDULE	RPI	RPI	RPI	RPI
DIV. I ONLY	8- 16	254	5- 7	261	274	267	267	23	23	
DIV. I NON-CONF.	3- 9	274	0- 0	211	270	250	250	21	21	
TOTALS	RPI 1-25	RPI 26-50	W-L RECORDS	RPI 51-100	RPI 101-150	RPI 150+				
8- 16	0- 1	0- 1	OVERALL	0- 0	0- 5	8- 9				
4- 5	0- 0	0- 0	HOME	0- 0	0- 0	4- 5				
4- 9	0- 1	0- 0	AWAY	0- 0	0- 2	4- 2				
0- 2	0- 0	0- 0	NEUTRAL	0- 0	0- 2	0- 0				
3- 9	0- 1	0- 0	NON-CONFERENCE	0- 0	0- 4	3- 4				
2- 2	0- 0	0- 0	HOME	0- 0	0- 0	2- 2				
1- 5	0- 1	0- 0	AWAY	0- 0	0- 2	1- 2				
0- 2	0- 0	0- 0	NEUTRAL	0- 0	0- 2	0- 0				
5- 7	0- 0	0- 1	CONFERENCE	0- 0	0- 1	5- 5				
2- 3	0- 0	0- 0	HOME	0- 0	0- 0	2- 3				
3- 4	0- 0	0- 1	AWAY	0- 0	0- 1	3- 2				
0- 0	0- 0	0- 0	NEUTRAL	0- 0	0- 0	0- 0				

RPI 1-25				RPI 26-50				RPI 51-100				RPI 101+ Team's RPI: 267			
RPI	S	Opponent	Score	RPI	S	Opponent	Score	RPI	S	Opponent	Score	RPI	S	Opponent	Score
20	A	St. Bonaventure	49 63	49	A	Marist	44 63					112	A	Syracuse	30 81
												114	A	Albany (NY)	42 55
												115	A	Fairfield	46 57
												136	N	Stetson	52 67
												148	N	Bradley	43 68
												196	H	Iona	61 71
												198	A	Canisius	66 60
												198	H	Canisius	57 58
												201	A	Loyola Maryland	57 54
												201	H	Loyola Maryland	48 68
												208	H	Buffalo	54 65
												230	H	Penn	41 55
												233	A	Winthrop	47 82
												234	H	Binghamton	64 53
												250	A	Rider	53 60
												250	H	Rider	69 53
												253	A	Ohio	40 50
												291	A	Siena	49 62
												309	A	Colgate	61 60
												327	A	Saint Peter's	54 52
												327	H	Saint Peter's	61 52
												340	H	Bucknell	61 55
LAST 12 Division I GAMES:															
198	H	Canisius	57 58	49	A	Marist	44 63								
327	A	Saint Peter's	54 52	291	A	Siena	49 62								
201	H	Loyola Maryland	48 68	327	H	Saint Peter's	61 52								
250	H	Rider	69 53	196	H	Iona	61 71								
115	A	Fairfield	46 57	250	A	Rider	53 60								
198	A	Canisius	66 60	201	A	Loyola Maryland	57 54								

Non-Div I Games:

Niagara

Loss, Non-Conf, S Site, H Home A Away N Neutral

Average RPI Win:	263	WON-LOST	WINNING	LAST 12	STRENGTH OF	OPP. STRENGTH	TEAM	ADJ.	CONF.	ADJ CONF.
Average RPI Loss:	195	RECORD	PCT. RANK	GAMES	SCHEDULE	OF SCHEDULE	RPI	RPI	RPI	RPI
DIV. I ONLY	10- 10	167	6- 5	323	301	232	232	24	24	
DIV. I NON-CONF.	5- 6	190	1- 1	319	314	245	245	26	26	
TOTALS	RPI 1-25	RPI 26-50	W-L RECORDS	RPI 51-100	RPI 101-150	RPI 150+				
10- 10	0- 0	0- 0	OVERALL	0- 1	0- 3	10- 6				
5- 2	0- 0	0- 0	HOME	0- 0	0- 1	5- 1				
4- 7	0- 0	0- 0	AWAY	0- 1	0- 2	4- 4				
1- 1	0- 0	0- 0	NEUTRAL	0- 0	0- 0	1- 1				
5- 6	0- 0	0- 0	NON-CONFERENCE	0- 0	0- 2	5- 4				
2- 1	0- 0	0- 0	HOME	0- 0	0- 0	2- 1				
2- 4	0- 0	0- 0	AWAY	0- 0	0- 2	2- 2				
1- 1	0- 0	0- 0	NEUTRAL	0- 0	0- 0	1- 1				
5- 4	0- 0	0- 0	CONFERENCE	0- 1	0- 1	5- 2				
3- 1	0- 0	0- 0	HOME	0- 0	0- 1	3- 0				
2- 3	0- 0	0- 0	AWAY	0- 1	0- 0	2- 2				
0- 0	0- 0	0- 0	NEUTRAL	0- 0	0- 0	0- 0				

RPI 1-25			RPI 26-50			RPI 51-100			RPI 101+			Team's RPI: 232
RPI	S	Opponent	Score	RPI	S	Opponent	Score	RPI	S	Opponent	Score	
						97 A McNeese St.	53 68			105 H Central Ark.	59 66	
										121 A Oregon	76 95	
										144 A UALR	48 62	
										157 H North Texas	67 64	
										166 H Florida A&M	77 69	
										167 A Sam Houston St.	46 67	
										174 H Lamar	70 64	
										184 A Alabama	51 72	
										212 A Texas St.	83 74	
										244 N UC Irvine	48 62	
										258 A La.-Monroe	68 78	
										303 H Texas-Arlington	78 59	
										306 A La.-Lafayette	72 64	
										308 H Alabama St.	57 61	
										317 A A&M-Corpus Christi	63 70	
										320 H Southeastern La.	88 79	
										323 A Northwestern St.	83 69	
										332 N Weber St.	83 56	
										333 A Texas Southern	69 48	
LAST 12 Division I GAMES:												
212 A		Texas St.	83 74	167 A		Sam Houston St.	46 67					
317 A		A&M-Corpus Christi	63 70	323 A		Northwestern St.	83 69					
174 H		Lamar	70 64	303 H		Texas-Arlington	78 59					
97 A		McNeese St.	53 68	144 A		UALR	48 62					
320 H		Southeastern La.	88 79	157 H		North Texas	67 64					
105 H		Central Ark.	59 66	333 A		Texas Southern	69 48					

Non-Div I Games: Southern-N.O. 72 52 Belhaven 78 60

Nicholls St.

■ Loss,
■ Non-Conf, S Site,
■ Home
■ Away
N Neutral

Average RPI Win:	276	WON-LOST	WINNING	LAST 12	STRENGTH OF	OPP. STRENGTH	TEAM	ADJ.	CONF.	ADJ CONF.
Average RPI Loss:	159	RECORD	PCT. RANK	GAMES	SCHEDULE	OF SCHEDULE	RPI	RPI	RPI	RPI
DIV. I ONLY	7- 12	241	4- 8	288	271	274	274	28	28	
DIV. I NON-CONF.	3- 6	240	1- 3	239	297	257	257	25	25	
TOTALS	RPI 1-25	RPI 26-50	W-L RECORDS	RPI 51-100	RPI 101-150	RPI 150+				
7- 12	0- 1	0- 0	OVERALL	0- 3	0- 2	7- 6				
3- 6	0- 0	0- 0	HOME	0- 1	0- 1	3- 4				
4- 5	0- 0	0- 0	AWAY	0- 2	0- 1	4- 2				
0- 1	0- 1	0- 0	NEUTRAL	0- 0	0- 0	0- 0				
3- 6	0- 1	0- 0	NON-CONFERENCE	0- 1	0- 0	3- 4				
1- 2	0- 0	0- 0	HOME	0- 0	0- 0	1- 2				
2- 3	0- 0	0- 0	AWAY	0- 1	0- 0	2- 2				
0- 1	0- 1	0- 0	NEUTRAL	0- 0	0- 0	0- 0				
4- 6	0- 0	0- 0	CONFERENCE	0- 2	0- 2	4- 2				
2- 4	0- 0	0- 0	HOME	0- 1	0- 1	2- 2				
2- 2	0- 0	0- 0	AWAY	0- 1	0- 1	2- 0				
0- 0	0- 0	0- 0	NEUTRAL	0- 0	0- 0	0- 0				

RPI 1-25				RPI 26-50				RPI 51-100				RPI 101+ Team's RPI: 274			
RPI	S	Opponent	Score	RPI	S	Opponent	Score	RPI	S	Opponent	Score	RPI	S	Opponent	Score
20	N	St. Bonaventure	44 58					75	A	Hampton	43 92	135	A	Coppin St.	62 67
								81	A	VCU	59 79	135	H	Coppin St.	58 61
								85	H	Howard	50 73	168	A	Monmouth	62 69
												179	H	George Mason	60 57
												191	H	William & Mary	76 79
												223	H	Radford	68 80
												243	H	South Carolina St.	69 75
												248	H	Md.-East. Shore	61 58
												255	A	Morgan St.	76 75
												255	H	Morgan St.	68 75
												264	H	Savannah St.	54 49
												297	A	Wofford	45 50
												313	A	S.C. Upstate	94 81
												333	A	Texas Southern	80 58
												337	A	Delaware St.	84 66
LAST 12 Division I GAMES:															
337	A	Delaware St.	84 66	85	H	Howard	50 73								
135	H	Coppin St.	58 61	248	H	Md.-East. Shore	61 58								
255	H	Morgan St.	68 75	179	H	George Mason	60 57								
75	A	Hampton	43 92	20	N	St. Bonaventure	44 58								
135	A	Coppin St.	62 67	168	A	Monmouth	62 69								
255	A	Morgan St.	76 75	81	A	VCU	59 79								

Non-Div I Games: Virginia Union 76 58 Chowan 60 43

Norfolk St.

■ Loss,
 ■ Non-Conf,
 ■ S Site,
 ■ Home
 ■ A Away
 N Neutral

North Carolina

Through Games Of Sunday, February 5, 2012

Average RPI Win:	209	WON-LOST	WINNING	LAST 12	STRENGTH OF	OPP. STRENGTH	TEAM	ADJ.	CONF.	ADJ CONF.
Average RPI Loss:	56	RECORD	PCT. RANK	GAMES	SCHEDULE	OF SCHEDULE	RPI	RPI	RPI	RPI
DIV. I ONLY	17- 5	33	9- 3	242	77	101	101	6	6	
DIV. I NON-CONF.	10- 3	48	2- 1	330	183	170	170	4	4	
TOTALS	RPI 1-25	RPI 26-50	W-L RECORDS	RPI 51-100	RPI 101-150	RPI 150+				
17- 5	1- 2	2- 2	OVERALL	1- 0	1- 0	12- 1				
12- 2	1- 1	1- 0	HOME	0- 0	0- 0	10- 1				
4- 2	0- 1	1- 1	AWAY	1- 0	1- 0	1- 0				
1- 1	0- 0	0- 1	NEUTRAL	0- 0	0- 0	1- 0				
10- 3	0- 1	0- 2	NON-CONFERENCE	0- 0	0- 0	10- 0				
9- 0	0- 0	0- 0	HOME	0- 0	0- 0	9- 0				
0- 2	0- 1	0- 1	AWAY	0- 0	0- 0	0- 0				
1- 1	0- 0	0- 1	NEUTRAL	0- 0	0- 0	1- 0				
7- 2	1- 1	2- 0	CONFERENCE	1- 0	1- 0	2- 1				
3- 2	1- 1	1- 0	HOME	0- 0	0- 0	1- 1				
4- 0	0- 0	1- 0	AWAY	1- 0	1- 0	1- 0				
0- 0	0- 0	0- 0	NEUTRAL	0- 0	0- 0	0- 0				

RPI S	Opponent	Score	RPI S	Opponent	Score	RPI S	Opponent	Score	RPI S	Opponent	Score	Team's RPI: 101
2	A Connecticut	35 86	28	A Penn St.	84 103	69	A North Carolina St.	60 50	108	A Wake Forest	75 71	
12	H Maryland	72 78	31	N South Carolina	48 79				181	A Virginia Tech	56 37	
14	H Miami (FL)	65 63	40	A Virginia	78 73				199	H Boston College	77 46	
			40	H Virginia	64 56				207	H Clemson	47 52	
									245	H Kennesaw St.	76 62	
									249	N East Carolina	65 61	
									264	H Savannah St.	74 21	
									265	H Presbyterian	61 38	
									272	H East Tenn. St.	93 77	
									302	H UNC Greensboro	91 35	
									313	H S.C. Upstate	91 34	
									322	H Gardner-Webb	109 44	
									335	H Lipscomb	95 53	
									342	H N.C. Central	79 42	
LAST 12 Division I GAMES:												
40	H Virginia	64 56	207	H Clemson	47 52							
108	A Wake Forest	75 71	12	H Maryland	72 78							
199	H Boston College	77 46	40	A Virginia	78 73							
69	A North Carolina St.	60 50	14	H Miami (FL)	65 63							
181	A Virginia Tech	56 37	342	H N.C. Central	79 42							
2	A Connecticut	35 86	264	H Savannah St.	74 21							

Non-Div I Games:

North Carolina

Loss, Non-Conf, S Site, H Home A Away N Neutral

Average RPI Win:	169	WON-LOST	WINNING	LAST 12	STRENGTH OF	OPP. STRENGTH	TEAM	ADJ.	CONF.	ADJ CONF.
Average RPI Loss:	47	RECORD	PCT. RANK	GAMES	SCHEDULE	OF SCHEDULE	RPI	RPI	RPI	RPI
DIV. I ONLY	14- 10	121	5- 7	46	54	69	69	6	6	
DIV. I NON-CONF.	10- 3	48	1- 0	60	111	86	86	4	4	
TOTALS	RPI 1-25	RPI 26-50	W-L RECORDS	RPI 51-100	RPI 101-150	RPI 150+				
14- 10	0- 4	2- 2	OVERALL	2- 3	1- 1	9- 0				
7- 5	0- 1	2- 2	HOME	1- 1	0- 1	4- 0				
5- 5	0- 3	0- 0	AWAY	0- 2	1- 0	4- 0				
2- 0	0- 0	0- 0	NEUTRAL	1- 0	0- 0	1- 0				
10- 3	0- 0	2- 1	NON-CONFERENCE	2- 2	0- 0	6- 0				
6- 1	0- 0	2- 1	HOME	1- 0	0- 0	3- 0				
2- 2	0- 0	0- 0	AWAY	0- 2	0- 0	2- 0				
2- 0	0- 0	0- 0	NEUTRAL	1- 0	0- 0	1- 0				
4- 7	0- 4	0- 1	CONFERENCE	0- 1	1- 1	3- 0				
1- 4	0- 1	0- 1	HOME	0- 1	0- 1	1- 0				
3- 3	0- 3	0- 0	AWAY	0- 0	1- 0	2- 0				
0- 0	0- 0	0- 0	NEUTRAL	0- 0	0- 0	0- 0				

RPI 1-25				RPI 26-50				RPI 51-100 Team's RPI: 69				RPI 101+			
RPI	S	Opponent	Score	RPI	S	Opponent	Score	RPI	S	Opponent	Score	RPI	S	Opponent	Score
8	A	Duke	59 83	29	H	Vanderbilt	66 59	61	H	Florida St.	64 67	101	H	North Carolina	50 60
14	A	Miami (FL)	68 78	31	H	South Carolina	55 53	72	H	UNC Wilmington	83 64	108	A	Wake Forest	75 66
15	A	Georgia Tech	68 75	39	H	Richmond	58 72	76	N	Fla. Gulf Coast	69 64	175	A	TCU	85 79
15	H	Georgia Tech	66 76	40	H	Virginia	47 55	78	A	Creighton	67 74	181	A	Virginia Tech	65 53
								99	A	Northwestern	59 76	184	H	Alabama	79 57
												199	H	Boston College	80 57
												207	A	Clemson	62 46
												246	A	Hawaii	84 54
												251	N	Alcorn St.	85 70
												293	H	Jacksonville	80 42
												318	H	Southeast Mo. St.	66 29
LAST 12 Division I GAMES:															
40	H	Virginia	47 55	108	A	Wake Forest	75 66								
15	A	Georgia Tech	68 75	199	H	Boston College	80 57								
181	A	Virginia Tech	65 53	8	A	Duke	59 83								
61	H	Florida St.	64 67	14	A	Miami (FL)	68 78								
101	H	North Carolina	50 60	15	H	Georgia Tech	66 76								
207	A	Clemson	62 46	246	A	Hawaii	84 54								

Non-Div I Games:

North Carolina St.

■ Loss,
 ■ Non-Conf,
 ■ S Site,
 ■ H Home
 ■ A Away
 N Neutral

North Dakota

Through Games Of Sunday, February 5, 2012

Average RPI Win:	251	WON-LOST	WINNING	LAST 12	STRENGTH OF	OPP. STRENGTH	TEAM	ADJ.	CONF.	ADJ CONF.
Average RPI Loss:	180	RECORD	PCT. RANK	GAMES	SCHEDULE	OF SCHEDULE	RPI	RPI	RPI	RPI
DIV. I ONLY	11- 10	159	6- 5	332	230	235	235	33	33	
DIV. I NON-CONF.	7- 9	205	2- 4	290	167	198	198	33	33	
TOTALS	RPI 1-25	RPI 26-50	W-L RECORDS	RPI 51-100	RPI 101-150	RPI 150+				
11- 10	0- 0	0- 0	OVERALL	1- 2	2- 3	8- 5				
5- 3	0- 0	0- 0	HOME	1- 1	1- 1	3- 1				
5- 6	0- 0	0- 0	AWAY	0- 1	1- 2	4- 3				
1- 1	0- 0	0- 0	NEUTRAL	0- 0	0- 0	1- 1				
7- 9	0- 0	0- 0	NON-CONFERENCE	1- 2	2- 3	4- 4				
3- 2	0- 0	0- 0	HOME	1- 1	1- 1	1- 0				
3- 6	0- 0	0- 0	AWAY	0- 1	1- 2	2- 3				
1- 1	0- 0	0- 0	NEUTRAL	0- 0	0- 0	1- 1				
4- 1	0- 0	0- 0	CONFERENCE	0- 0	0- 0	4- 1				
2- 1	0- 0	0- 0	HOME	0- 0	0- 0	2- 1				
2- 0	0- 0	0- 0	AWAY	0- 0	0- 0	2- 0				
0- 0	0- 0	0- 0	NEUTRAL	0- 0	0- 0	0- 0				

RPI 1-25			RPI 26-50			RPI 51-100			RPI 101+ Team's RPI: 235		
RPI	S	Opponent	Score	RPI	S	Opponent	Score	RPI	S	Opponent	Score
								123	H	UNI	74 70
						78 H Creighton	54 72	127	A	Montana St.	54 70
						78 H Duquesne	86 80	127	H	Montana St.	63 67
						94 A Missouri	52 69	146	A	Drake	60 74
								149	A	Harvard	60 57
								161	A	Montana	39 60
								185	A	Colorado St.	52 58
								242	H	Tex.-Pan American	93 60
								276	N	Southern Utah	62 61
								282	H	Utah Valley	54 58
								288	A	Idaho	78 68
								288	H	Idaho	84 54
								288	N	Idaho	50 53
								311	A	Air Force	54 65
								324	A	New Mexico St.	63 46
								326	A	Chicago St.	77 68
								328	A	NJIT	65 55
								341	H	Houston Baptist	93 34
LAST 12 Division I GAMES:											
242	H	Tex.-Pan American	93 60	311	A	Air Force	54 65				
341	H	Houston Baptist	93 34	288	A	Idaho	78 68				
326	A	Chicago St.	77 68	161	A	Montana	39 60				
328	A	NJIT	65 55	288	N	Idaho	50 53				
282	H	Utah Valley	54 58	127	A	Montana St.	54 70				
149	A	Harvard	60 57	123	H	UNI	74 70				

Non-Div I Games: Jamestown 57 47 Bemidji St. 86 50

North Dakota

Loss, Non-Conf, S Site, H Home A Away N Neutral

Average RPI Win:	245	WON-LOST	WINNING	LAST 12	STRENGTH OF	OPP. STRENGTH	TEAM	ADJ.	CONF.	ADJ CONF.
Average RPI Loss:	123	RECORD	PCT. RANK	GAMES	SCHEDULE	OF SCHEDULE	RPI	RPI	RPI	RPI
DIV. I ONLY	6- 16	283	5- 6	126	127	238	238	16	16	
DIV. I NON-CONF.	1- 9	322	0- 1	35	36	169	169	11	11	
TOTALS	RPI 1-25	RPI 26-50	W-L RECORDS	RPI 51-100	RPI 101-150	RPI 150+				
6- 16	0- 2	0- 0	OVERALL	1- 4	0- 7	5- 3				
3- 6	0- 1	0- 0	HOME	1- 3	0- 2	2- 0				
2- 8	0- 0	0- 0	AWAY	0- 0	0- 5	2- 3				
1- 2	0- 1	0- 0	NEUTRAL	0- 1	0- 0	1- 0				
1- 9	0- 2	0- 0	NON-CONFERENCE	0- 3	0- 4	1- 0				
0- 3	0- 1	0- 0	HOME	0- 2	0- 0	0- 0				
0- 4	0- 0	0- 0	AWAY	0- 0	0- 4	0- 0				
1- 2	0- 1	0- 0	NEUTRAL	0- 1	0- 0	1- 0				
5- 7	0- 0	0- 0	CONFERENCE	1- 1	0- 3	4- 3				
3- 3	0- 0	0- 0	HOME	1- 1	0- 2	2- 0				
2- 4	0- 0	0- 0	AWAY	0- 0	0- 1	2- 3				
0- 0	0- 0	0- 0	NEUTRAL	0- 0	0- 0	0- 0				

RPI 1-25			RPI 26-50			RPI 51-100			RPI 101+			Team's RPI: 238
RPI	S	Opponent	Score	RPI	S	Opponent	Score	RPI	S	Opponent	Score	Score
11	N	Kansas St.	47 70					71	H	South Dakota St.	52 88	123 A UNI 41 60
18	H	Green Bay	59 82					78	H	Creighton	51 71	124 A Oral Roberts 66 92
								78	H	Duquesne	66 74	124 H Oral Roberts 75 84
								98	H	South Dakota	64 50	129 A UNLV 57 76
								99	N	Northwestern	55 68	132 A Minnesota 41 80
												142 H UMKC 58 76
												146 A Drake 49 57
												195 A Oakland 52 68
												195 H Oakland 78 65
												239 A Western Ill. 65 68
												260 A IUPUI 39 49
												276 A Southern Utah 80 68
												298 N Nevada 67 47
												301 A IPFW 64 50
												301 H IPFW 77 70
LAST 12 Division I GAMES:												
124	H	Oral Roberts	75 84	124	A	Oral Roberts	66 92					
301	A	IPFW	64 50	276	A	Southern Utah	80 68					
195	A	Oakland	52 68	195	H	Oakland	78 65					
71	H	South Dakota St.	52 88	301	H	IPFW	77 70					
142	H	UMKC	58 76	99	N	Northwestern	55 68					
98	H	South Dakota	64 50	129	A	UNLV	57 76					

Non-Div I Games: Dakota St. 92 48 Valley City St. 85 64

North Dakota St.

Loss, Non-Conf, S Site, H Home A Away N Neutral

North Florida

Through Games Of Sunday, February 5, 2012

Average RPI Win: 285	WON-LOST	WINNING	LAST 12	STRENGTH OF	OPP. STRENGTH	TEAM	ADJ.	CONF.	ADJ CONF.
Average RPI Loss: 187	RECORD	PCT. RANK	GAMES	SCHEDULE	OF SCHEDULE	RPI	RPI	RPI	RPI
DIV. I ONLY	9- 15	239	5- 7	302	333	283	283	30	30
DIV. I NON-CONF.	3- 8	268	0- 0	315	280	303	303	28	28
TOTALS	RPI 1-25	RPI 26-50	W-L RECORDS	RPI 51-100	RPI 101-150	RPI 150+			
9- 15	0- 0	0- 0	OVERALL	0- 4	1- 3	8- 8			
7- 4	0- 0	0- 0	HOME	0- 1	1- 0	6- 3			
2- 11	0- 0	0- 0	AWAY	0- 3	0- 3	2- 5			
0- 0	0- 0	0- 0	NEUTRAL	0- 0	0- 0	0- 0			
3- 8	0- 0	0- 0	NON-CONFERENCE	0- 2	0- 2	3- 4			
3- 1	0- 0	0- 0	HOME	0- 0	0- 0	3- 1			
0- 7	0- 0	0- 0	AWAY	0- 2	0- 2	0- 3			
0- 0	0- 0	0- 0	NEUTRAL	0- 0	0- 0	0- 0			
6- 7	0- 0	0- 0	CONFERENCE	0- 2	1- 1	5- 4			
4- 3	0- 0	0- 0	HOME	0- 1	1- 0	3- 2			
2- 4	0- 0	0- 0	AWAY	0- 1	0- 1	2- 2			
0- 0	0- 0	0- 0	NEUTRAL	0- 0	0- 0	0- 0			

RPI S	Opponent	Score	RPI S	Opponent	Score	RPI S	Opponent	Score	RPI S	Opponent	Score	Team's RPI: 283
						52	A West Virginia	30 86	110	A South Fla.	41 76	
						76	A Fla. Gulf Coast	34 68	136	A Stetson	55 63	
						76	H Fla. Gulf Coast	61 72	136	H Stetson	59 56	
						94	A Missouri	46 67	142	A UMKC	63 100	
									164	A Ole Miss	59 68	
									183	A Fla. Atlantic	52 63	
									245	A Kennesaw St.	66 57	
									264	H Savannah St.	61 64	
									268	A Belmont	35 57	
									268	H Belmont	37 54	
									272	H East Tenn. St.	70 67	
									290	H Coastal Caro.	67 37	
									293	H Jacksonville	51 36	
									313	H S.C. Upstate	57 58	
									319	A Mercer	49 39	
									330	A Bethune-Cookman	63 66	
									335	A Lipscomb	64 73	
									335	H Lipscomb	77 67	
									337	H Delaware St.	72 61	
									339	H Jacksonville St.	63 47	
LAST 12 Division I GAMES:												
136	H Stetson	59 56	313	H S.C. Upstate	57 58							
76	H Fla. Gulf Coast	61 72	272	H East Tenn. St.	70 67							
335	A Lipscomb	64 73	136	A Stetson	55 63							
268	A Belmont	35 57	76	A Fla. Gulf Coast	34 68							
319	A Mercer	49 39	335	H Lipscomb	77 67							
245	A Kennesaw St.	66 57	268	H Belmont	37 54							

Non-Div I Games:

North Florida

Loss, Non-Conf, S Site, H Home A Away N Neutral

North Texas

Through Games Of Sunday, February 5, 2012

Average RPI Win:	235	WON-LOST	WINNING	LAST 12	STRENGTH OF	OPP. STRENGTH	TEAM	ADJ.	CONF.	ADJ CONF.
Average RPI Loss:	118	RECORD	PCT. RANK	GAMES	SCHEDULE	OF SCHEDULE	RPI	RPI	RPI	RPI
DIV. I ONLY	13- 10	132	6- 6	205	150	157	157	19	19	
DIV. I NON-CONF.	7- 6	154	0- 2	122	190	124	124	14	14	
TOTALS	RPI 1-25	RPI 26-50	W-L RECORDS	RPI 51-100	RPI 101-150	RPI 150+				
13- 10	0- 0	0- 3	OVERALL	1- 1	1- 3	11- 3				
7- 4	0- 0	0- 2	HOME	0- 0	1- 2	6- 0				
4- 6	0- 0	0- 1	AWAY	0- 1	0- 1	4- 3				
2- 0	0- 0	0- 0	NEUTRAL	1- 0	0- 0	1- 0				
7- 6	0- 0	0- 2	NON-CONFERENCE	1- 1	0- 2	6- 1				
3- 2	0- 0	0- 1	HOME	0- 0	0- 1	3- 0				
2- 4	0- 0	0- 1	AWAY	0- 1	0- 1	2- 1				
2- 0	0- 0	0- 0	NEUTRAL	1- 0	0- 0	1- 0				
6- 4	0- 0	0- 1	CONFERENCE	0- 0	1- 1	5- 2				
4- 2	0- 0	0- 1	HOME	0- 0	1- 1	3- 0				
2- 2	0- 0	0- 0	AWAY	0- 0	0- 0	2- 2				
0- 0	0- 0	0- 0	NEUTRAL	0- 0	0- 0	0- 0				

RPI 1-25			RPI 26-50			RPI 51-100			RPI 101+			Team's RPI: 157			
RPI	S	Opponent	Score	RPI	S	Opponent	Score	RPI	S	Opponent	Score	RPI	S	Opponent	Score
				41	H	Tulane	47 55	62	N	Oregon St.	60 53	116	H	Denver	44 50
				42	H	Middle Tenn.	68 70	64	A	Texas	62 71	122	A	Arizona	62 69
				50	A	Missouri St.	67 78					124	H	Oral Roberts	60 70
												144	H	UALR	64 57
												169	H	SMU	50 46
												171	A	South Ala.	60 69
												184	H	Alabama	69 63
												212	A	Texas St.	61 43
												218	A	Arkansas St.	64 70
												218	H	Arkansas St.	68 54
												232	A	Nicholls St.	64 67
												241	H	Western Ky.	50 42
												258	A	La.-Monroe	56 54
												303	A	Texas-Arlington	66 47
												306	A	La.-Lafayette	66 45
												307	H	New Mexico	63 50
												317	N	A&M-Corpus Christi	72 58
												334	H	Troy	57 36
LAST 12 Division I GAMES:															
				42	H	Middle Tenn.	68 70	218	A	Arkansas St.	64 70				
				218	H	Arkansas St.	68 54	171	A	South Ala.	60 69				
				306	A	La.-Lafayette	66 45	334	H	Troy	57 36				
				116	H	Denver	44 50	144	H	UALR	64 57				
				258	A	La.-Monroe	56 54	232	A	Nicholls St.	64 67				
				241	H	Western Ky.	50 42	64	A	Texas	62 71				

Non-Div I Games:

North Texas

■ Loss,
 ■ Non-Conf, S Site,
 ■ Home
 ■ Away
 N Neutral

Northeastern

Through Games Of Sunday, February 5, 2012

Average RPI Win:	232	WON-LOST	WINNING	LAST 12	STRENGTH OF	OPP. STRENGTH	TEAM	ADJ.	CONF.	ADJ CONF.
Average RPI Loss:	89	RECORD	PCT. RANK	GAMES	SCHEDULE	OF SCHEDULE	RPI	RPI	RPI	RPI
DIV. I ONLY	4- 18	315	3- 9	48	91	227	227	7	7	
DIV. I NON-CONF.	2- 9	298	1- 1	27	108	206	206	7	7	
TOTALS	RPI 1-25	RPI 26-50	W-L RECORDS	RPI 51-100	RPI 101-150	RPI 150+				
4- 18	0- 2	0- 2	OVERALL	0- 9	0- 3	4- 2				
3- 7	0- 1	0- 1	HOME	0- 3	0- 1	3- 1				
1- 10	0- 1	0- 0	AWAY	0- 6	0- 2	1- 1				
0- 1	0- 0	0- 1	NEUTRAL	0- 0	0- 0	0- 0				
2- 9	0- 1	0- 2	NON-CONFERENCE	0- 3	0- 3	2- 0				
1- 3	0- 0	0- 1	HOME	0- 1	0- 1	1- 0				
1- 5	0- 1	0- 0	AWAY	0- 2	0- 2	1- 0				
0- 1	0- 0	0- 1	NEUTRAL	0- 0	0- 0	0- 0				
2- 9	0- 1	0- 0	CONFERENCE	0- 6	0- 0	2- 2				
2- 4	0- 1	0- 0	HOME	0- 2	0- 0	2- 1				
0- 5	0- 0	0- 0	AWAY	0- 4	0- 0	0- 1				
0- 0	0- 0	0- 0	NEUTRAL	0- 0	0- 0	0- 0				

RPI 1-25				RPI 26-50				RPI 51-100				RPI 101+ Team's RPI: 227			
RPI	S	Opponent	Score	RPI	S	Opponent	Score	RPI	S	Opponent	Score	RPI	S	Opponent	Score
6	H	Delaware	54 70	27	N	Georgia	61 81	56	A	Hofstra	66 72	129	A	UNLV	58 61
9	A	Kentucky	47 81	43	H	Temple	58 72	67	H	Eastern Mich.	53 83	134	H	La Salle	60 75
								70	A	Boston U.	65 75	147	A	Holy Cross	68 70
								72	A	UNC Wilmington	53 60	179	H	George Mason	58 54
								72	H	UNC Wilmington	64 69	191	H	William & Mary	82 71
								81	A	VCU	60 67	197	H	Old Dominion	70 73
								84	A	Miami (OH)	55 75	217	A	Georgia St.	74 81
								93	A	Drexel	39 66	256	H	Vermont	78 62
								93	H	Drexel	41 63	300	A	Kent St.	73 65
LAST 12 Division I GAMES:															
93	H	Drexel	41 63	6	H	Delaware	54 70								
217	A	Georgia St.	74 81	179	H	George Mason	58 54								
191	H	William & Mary	82 71	197	H	Old Dominion	70 73								
72	H	UNC Wilmington	64 69	72	A	UNC Wilmington	53 60								
56	A	Hofstra	66 72	134	H	La Salle	60 75								
93	A	Drexel	39 66	300	A	Kent St.	73 65								

Non-Div I Games:

Northeastern

■ Loss,
 ■ Non-Conf, S Site,
 ■ Home
 ■ Away
 N Neutral

Average RPI Win:	292	WON-LOST	WINNING	LAST 12	STRENGTH OF	OPP. STRENGTH	TEAM	ADJ.	CONF.	ADJ CONF.
Average RPI Loss:	145	RECORD	PCT. RANK	GAMES	SCHEDULE	OF SCHEDULE	RPI	RPI	RPI	RPI
DIV. I ONLY	6- 16	283	2- 10	165	277	281	281	14	14	
DIV. I NON-CONF.	4- 7	228	0- 1	117	330	270	270	12	12	
TOTALS	RPI 1-25	RPI 26-50	W-L RECORDS	RPI 51-100	RPI 101-150	RPI 150+				
6- 16	0- 1	0- 1	OVERALL	0- 2	0- 5	6- 7				
6- 4	0- 1	0- 0	HOME	0- 1	0- 1	6- 1				
0- 12	0- 0	0- 1	AWAY	0- 1	0- 4	0- 6				
0- 0	0- 0	0- 0	NEUTRAL	0- 0	0- 0	0- 0				
4- 7	0- 1	0- 1	NON-CONFERENCE	0- 1	0- 2	4- 2				
4- 1	0- 1	0- 0	HOME	0- 0	0- 0	4- 0				
0- 6	0- 0	0- 1	AWAY	0- 1	0- 2	0- 2				
0- 0	0- 0	0- 0	NEUTRAL	0- 0	0- 0	0- 0				
2- 9	0- 0	0- 0	CONFERENCE	0- 1	0- 3	2- 5				
2- 3	0- 0	0- 0	HOME	0- 1	0- 1	2- 1				
0- 6	0- 0	0- 0	AWAY	0- 0	0- 2	0- 4				
0- 0	0- 0	0- 0	NEUTRAL	0- 0	0- 0	0- 0				

RPI	S	Opponent	Score	RPI	S	Opponent	Score	RPI	S	Opponent	Score	RPI	S	Opponent	Score	Team's RPI: 281
22	H	Nebraska	88 97	47	A	Iowa St.	41 65	66	H	Idaho St.	44 49	104	A	Colorado	60 84	
								98	A	South Dakota	56 73	117	A	Eastern Wash.	58 84	
												117	H	Eastern Wash.	56 74	
												125	A	Utah St.	51 70	
												127	A	Montana St.	65 77	
												156	A	Northern Colo.	71 77	
												161	A	Montana	48 60	
												162	A	Portland St.	59 73	
												162	H	Portland St.	74 84	
												252	H	Cal St. Fullerton	64 54	
												279	A	San Jose St.	64 74	
												282	A	Utah Valley	56 73	
												282	H	Utah Valley	73 59	
												292	H	UC Riverside	67 59	
												294	A	Sacramento St.	85 91	
												294	H	Sacramento St.	94 56	
												300	H	Kent St.	72 56	
												332	H	Weber St.	71 58	
LAST 12 Division I GAMES:																
162	A	Portland St.	59 73	161	A	Montana	48 60									
117	A	Eastern Wash.	58 84	117	H	Eastern Wash.	56 74									
294	H	Sacramento St.	94 56	162	H	Portland St.	74 84									
66	H	Idaho St.	44 49	156	A	Northern Colo.	71 77									
332	H	Weber St.	71 58	294	A	Sacramento St.	85 91									
127	A	Montana St.	65 77	125	A	Utah St.	51 70									

Non-Div I Games: Adams St. 76 50

Northern Ariz.

■ Loss,
■ Non-Conf, S Site,
■ Home
■ Away
N Neutral

Northern Colo.

Through Games Of Sunday, February 5, 2012

Average RPI Win:	253	WON-LOST	WINNING	LAST 12	STRENGTH OF	OPP. STRENGTH	TEAM	ADJ.	CONF.	ADJ CONF.
Average RPI Loss:	115	RECORD	PCT. RANK	GAMES	SCHEDULE	OF SCHEDULE	RPI	RPI	RPI	RPI
DIV. I ONLY	12- 9	126	7- 4	224	196	156	156	14	14	
DIV. I NON-CONF.	6- 5	141	1- 0	233	252	161	161	12	12	
TOTALS	RPI 1-25	RPI 26-50	W-L RECORDS	RPI 51-100	RPI 101-150	RPI 150+				
12- 9	0- 0	0- 0	OVERALL	0- 4	1- 3	11- 2				
7- 3	0- 0	0- 0	HOME	0- 1	0- 2	7- 0				
5- 6	0- 0	0- 0	AWAY	0- 3	1- 1	4- 2				
0- 0	0- 0	0- 0	NEUTRAL	0- 0	0- 0	0- 0				
6- 5	0- 0	0- 0	NON-CONFERENCE	0- 2	0- 2	6- 1				
3- 1	0- 0	0- 0	HOME	0- 0	0- 1	3- 0				
3- 4	0- 0	0- 0	AWAY	0- 2	0- 1	3- 1				
0- 0	0- 0	0- 0	NEUTRAL	0- 0	0- 0	0- 0				
6- 4	0- 0	0- 0	CONFERENCE	0- 2	1- 1	5- 1				
4- 2	0- 0	0- 0	HOME	0- 1	0- 1	4- 0				
2- 2	0- 0	0- 0	AWAY	0- 1	1- 0	1- 1				
0- 0	0- 0	0- 0	NEUTRAL	0- 0	0- 0	0- 0				

RPI S	Opponent	Score	RPI S	Opponent	Score	RPI S	Opponent	Score	RPI S	Opponent	Score
						65	A UTEP	51 74	116	H Denver	57 66
						66	A Idaho St.	52 57	117	A Eastern Wash.	56 53
						66	H Idaho St.	50 64	127	H Montana St.	51 52
						98	A South Dakota	48 73	148	A Bradley	49 59
									161	H Montana	59 42
									162	A Portland St.	61 62
									185	H Colorado St.	66 60
									190	A Santa Clara	37 71
									226	H UC Santa Barbara	44 39
									244	H UC Irvine	71 56
									278	A San Francisco	85 81
									281	H Northern Ariz.	77 71
									294	A Sacramento St.	64 56
									294	H Sacramento St.	68 58
									307	A New Mexico	61 54
									311	A Air Force	71 51
									332	H Weber St.	70 57
LAST 12 Division I GAMES:											
332	H	Weber St.	70	57	162	A	Portland St.	61	62		
294	A	Sacramento St.	64	56	294	H	Sacramento St.	68	58		
66	H	Idaho St.	50	64	66	A	Idaho St.	52	57		
127	H	Montana St.	51	52	281	H	Northern Ariz.	77	71		
161	H	Montana	59	42	244	H	UC Irvine	71	56		
117	A	Eastern Wash.	56	53	307	A	New Mexico	61	54		

Non-Div I Games: Black Hills St. 72 35 Neb.-Kearney 69 52

Northern Colo.

Loss, Non-Conf, S Site, H Home A Away N Neutral

Average RPI Win: 225	WON-LOST	WINNING	LAST 12	STRENGTH OF	OPP. STRENGTH	TEAM	ADJ.	CONF.	ADJ CONF.
Average RPI Loss: 132	RECORD	PCT. RANK	GAMES	SCHEDULE	OF SCHEDULE	RPI	RPI	RPI	RPI
DIV. I ONLY	10- 12	194	4- 8	216	130	202	202	12	12
DIV. I NON-CONF.	6- 6	161	0- 2	214	101	190	190	13	13
<hr/>									
TOTALS	RPI 1-25	RPI 26-50	W-L RECORDS	RPI 51-100	RPI 101-150	RPI 150+			
10- 12	0- 1	1- 0	OVERALL	0- 3	1- 4	8- 4			
6- 5	0- 0	1- 0	HOME	0- 1	1- 2	4- 2			
4- 7	0- 1	0- 0	AWAY	0- 2	0- 2	4- 2			
0- 0	0- 0	0- 0	NEUTRAL	0- 0	0- 0	0- 0			
6- 6	0- 1	1- 0	NON-CONFERENCE	0- 0	1- 4	4- 1			
4- 2	0- 0	1- 0	HOME	0- 0	1- 2	2- 0			
2- 4	0- 1	0- 0	AWAY	0- 0	0- 2	2- 1			
0- 0	0- 0	0- 0	NEUTRAL	0- 0	0- 0	0- 0			
4- 6	0- 0	0- 0	CONFERENCE	0- 3	0- 0	4- 3			
2- 3	0- 0	0- 0	HOME	0- 1	0- 0	2- 2			
2- 3	0- 0	0- 0	AWAY	0- 2	0- 0	2- 1			
0- 0	0- 0	0- 0	NEUTRAL	0- 0	0- 0	0- 0			

RPI 1-25				RPI 26-50				RPI 51-100				RPI 101+ Team's RPI: 202			
RPI	S	Opponent	Score	RPI	S	Opponent	Score	RPI	S	Opponent	Score	RPI	S	Opponent	Score
21	A	DePaul	46 65	43	H	Temple	58 52	67	A	Eastern Mich.	52 64	111	A	Illinois St.	62 81
								68	A	Bowling Green	47 57	118	A	Eastern Ill.	62 72
								95	H	Toledo	47 49	139	H	Indiana St.	47 43
												141	H	Ill.-Chicago	47 49
												148	H	Bradley	45 50
												154	H	Central Mich.	67 86
												189	A	Indiana	60 59
												194	A	Akron	72 66
												204	A	Loyola Chicago	42 73
												208	H	Buffalo	46 62
												239	H	Western Ill.	91 84
												253	H	Ohio	50 46
												254	A	Ball St.	43 50
												259	H	Southern Ill.	53 50
												300	H	Kent St.	66 55
												310	A	Western Mich.	53 41
												326	A	Chicago St.	73 40
<hr/>															
LAST 12 Division I GAMES:															
253	H	Ohio	50 46	95	H	Toledo	47 49	254	A	Ball St.	43 50	67	A	Eastern Mich.	52 64
68	A	Bowling Green	47 57	208	H	Buffalo	46 62	21	A	DePaul	46 65	118	A	Eastern Ill.	62 72
300	H	Kent St.	66 55	310	A	Western Mich.	53 41								

Non-Div I Games:

Northern Ill.

■ Loss,
■ Non-Conf, S Site,
■ Home
■ Away
N Neutral

Average RPI Win:	295	WON-LOST	WINNING	LAST 12	STRENGTH OF	OPP. STRENGTH	TEAM	ADJ.	CONF.	ADJ CONF.
Average RPI Loss:	198	RECORD	PCT. RANK	GAMES	SCHEDULE	OF SCHEDULE	RPI	RPI	RPI	RPI
DIV. I ONLY	2- 16	329	1- 10	191	341	323	323	24	24	
DIV. I NON-CONF.	1- 8	320	0- 2	218	342	328	328	26	26	
TOTALS	RPI 1-25	RPI 26-50	W-L RECORDS	RPI 51-100	RPI 101-150	RPI 150+				
2- 16	0- 0	0- 0	OVERALL	0- 2	0- 2	2- 12				
1- 4	0- 0	0- 0	HOME	0- 0	0- 1	1- 3				
1- 10	0- 0	0- 0	AWAY	0- 2	0- 1	1- 7				
0- 2	0- 0	0- 0	NEUTRAL	0- 0	0- 0	0- 2				
1- 8	0- 0	0- 0	NON-CONFERENCE	0- 1	0- 0	1- 7				
0- 2	0- 0	0- 0	HOME	0- 0	0- 0	0- 2				
1- 4	0- 0	0- 0	AWAY	0- 1	0- 0	1- 3				
0- 2	0- 0	0- 0	NEUTRAL	0- 0	0- 0	0- 2				
1- 8	0- 0	0- 0	CONFERENCE	0- 1	0- 2	1- 5				
1- 2	0- 0	0- 0	HOME	0- 0	0- 1	1- 1				
0- 6	0- 0	0- 0	AWAY	0- 1	0- 1	0- 4				
0- 0	0- 0	0- 0	NEUTRAL	0- 0	0- 0	0- 0				

RPI 1-25			RPI 26-50			RPI 51-100			RPI 101+			Team's RPI: 323
RPI	S	Opponent	Score	RPI	S	Opponent	Score	RPI	S	Opponent	Score	
						91 A Wichita St.	49 77	105 A Central Ark.			43 84	
						97 A McNeese St.	54 64	105 H Central Ark.			61 67	
								166 N Florida A&M			53 77	
								169 A SMU			41 67	
								171 A South Ala.			51 64	
								174 A Lamar			56 58	
								184 A Alabama			52 78	
								212 A Texas St.			68 70	
								232 H Nicholls St.			69 83	
								251 N Alcorn St.			60 70	
								258 H La.-Monroe			68 84	
								285 H UTSA			61 57	
								304 A Prairie View			79 69	
								315 H Jackson St.			73 79	
								317 A A&M-Corpus Christi			86 88	
								320 A Southeastern La.			66 73	
LAST 12 Division I GAMES:												
317 A		A&M-Corpus Christi	86 88	105 A		Central Ark.	43 84					
105 H		Central Ark.	61 67	232 H		Nicholls St.	69 83					
320 A		Southeastern La.	66 73	212 A		Texas St.	68 70					
174 A		Lamar	56 58	315 H		Jackson St.	73 79					
97 A		McNeese St.	54 64	258 H		La.-Monroe	68 84					
285 H		UTSA	61 57	251 N		Alcorn St.	60 70					

Non-Div I Games: Centenary (LA) 109 72 Loyola (LA) 80 84 LSU-Shreveport 63 40 Wiley 95 69 Northwestern St.

Loss, Non-Conf, S Site, H Home A Away N Neutral

Average RPI Win:	96	WON-LOST	WINNING	LAST 12	STRENGTH OF	OPP. STRENGTH	TEAM	ADJ.	CONF.	ADJ CONF.
Average RPI Loss:	1	RECORD	PCT. RANK	GAMES	SCHEDULE	OF SCHEDULE	RPI	RPI	RPI	RPI
DIV. I ONLY	23- 1	3	12- 0	18	1	3	3	2	2	
DIV. I NON-CONF.	13- 1	7	3- 0	30	4	6	6	1	1	
TOTALS	RPI 1-25	RPI 26-50	W-L RECORDS	RPI 51-100	RPI 101-150	RPI 150+				
23- 1	9- 1	2- 0	OVERALL	3- 0	2- 0	7- 0				
13- 0	5- 0	0- 0	HOME	1- 0	2- 0	5- 0				
8- 1	3- 1	1- 0	AWAY	2- 0	0- 0	2- 0				
2- 0	1- 0	1- 0	NEUTRAL	0- 0	0- 0	0- 0				
13- 1	4- 1	1- 0	NON-CONFERENCE	2- 0	1- 0	5- 0				
8- 0	2- 0	0- 0	HOME	1- 0	1- 0	4- 0				
3- 1	1- 1	0- 0	AWAY	1- 0	0- 0	1- 0				
2- 0	1- 0	1- 0	NEUTRAL	0- 0	0- 0	0- 0				
10- 0	5- 0	1- 0	CONFERENCE	1- 0	1- 0	2- 0				
5- 0	3- 0	0- 0	HOME	0- 0	1- 0	1- 0				
5- 0	2- 0	1- 0	AWAY	1- 0	0- 0	1- 0				
0- 0	0- 0	0- 0	NEUTRAL	0- 0	0- 0	0- 0				

RPI	S	Opponent	Score	RPI	S	Opponent	Score	RPI	S	Opponent	Score	RPI	S	Opponent	Score
1	A	Baylor	81 94	35	A	St. John's (NY)	71 56	78	A	Creighton	76 48	103	H	Marquette	95 42
2	H	Connecticut	74 67	45	N	Southern California	80 58	88	H	Hartford	98 43	139	H	Indiana St.	99 34
5	H	Tennessee	72 44					89	A	Cincinnati	76 50	163	A	Seton Hall	74 36
8	N	Duke	56 54									165	H	Pittsburgh	120 44
9	H	Kentucky	92 83									176	H	UCF	90 38
10	A	Rutgers	71 41									194	H	Akron	81 61
16	H	Villanova	76 43									230	H	Penn	69 38
21	H	DePaul	90 70									275	H	Longwood	92 26
23	A	Purdue	66 38									319	A	Mercer	128 42
24	A	Georgetown	80 60												
LAST 12 Division I GAMES:															
21	H	DePaul	90 70	89	A	Cincinnati	76 50								
10	A	Rutgers	71 41	24	A	Georgetown	80 60								
35	A	St. John's (NY)	71 56	2	H	Connecticut	74 67								
5	H	Tennessee	72 44	163	A	Seton Hall	74 36								
16	H	Villanova	76 43	319	A	Mercer	128 42								
165	H	Pittsburgh	120 44	275	H	Longwood	92 26								

Non-Div I Games:

Notre Dame

Average RPI Win:	218	WON-LOST	WINNING	LAST 12	STRENGTH OF	OPP. STRENGTH	TEAM	ADJ.	CONF.	ADJ CONF.
Average RPI Loss:	128	RECORD	PCT. RANK	GAMES	SCHEDULE	OF SCHEDULE	RPI	RPI	RPI	RPI
DIV. I ONLY	9- 11	204	5- 7	211	132	195	195	16	16	
DIV. I NON-CONF.	3- 5	225	0- 2	94	70	141	141	11	11	
TOTALS	RPI 1-25	RPI 26-50	W-L RECORDS	RPI 51-100	RPI 101-150	RPI 150+				
9- 11	0- 1	0- 0	OVERALL	0- 5	2- 1	7- 4				
6- 3	0- 0	0- 0	HOME	0- 3	2- 0	4- 0				
3- 8	0- 1	0- 0	AWAY	0- 2	0- 1	3- 4				
0- 0	0- 0	0- 0	NEUTRAL	0- 0	0- 0	0- 0				
3- 5	0- 1	0- 0	NON-CONFERENCE	0- 2	1- 0	2- 2				
2- 1	0- 0	0- 0	HOME	0- 1	1- 0	1- 0				
1- 4	0- 1	0- 0	AWAY	0- 1	0- 0	1- 2				
0- 0	0- 0	0- 0	NEUTRAL	0- 0	0- 0	0- 0				
6- 6	0- 0	0- 0	CONFERENCE	0- 3	1- 1	5- 2				
4- 2	0- 0	0- 0	HOME	0- 2	1- 0	3- 0				
2- 4	0- 0	0- 0	AWAY	0- 1	0- 1	2- 2				
0- 0	0- 0	0- 0	NEUTRAL	0- 0	0- 0	0- 0				

RPI 1-25				RPI 26-50				RPI 51-100				RPI 101+ Team's RPI: 195			
RPI	S	Opponent	Score	RPI	S	Opponent	Score	RPI	S	Opponent	Score	RPI	S	Opponent	Score
23	A	Purdue	47 66					71	A	South Dakota St.	52 62	124	A	Oral Roberts	53 62
								71	H	South Dakota St.	51 61	141	H	Ill.-Chicago	48 45
								74	A	Michigan St.	42 67	142	H	UMKC	71 65
								83	H	Providence	50 51	159	A	American	68 62
								98	H	South Dakota	51 58	179	A	George Mason	48 59
												207	H	Clemson	63 51
												208	A	Buffalo	65 69
												238	A	North Dakota St.	65 78
												238	H	North Dakota St.	68 52
												239	A	Western Ill.	53 86
												239	H	Western Ill.	75 71
												260	H	IUPUI	54 50
												276	A	Southern Utah	64 60
												301	A	IPFW	67 47
LAST 12 Division I GAMES:															
239	A	Western Ill.	53 86	239	H	Western Ill.	75 71								
71	H	South Dakota St.	51 61	260	H	IUPUI	54 50								
238	H	North Dakota St.	68 52	238	A	North Dakota St.	65 78								
276	A	Southern Utah	64 60	71	A	South Dakota St.	52 62								
124	A	Oral Roberts	53 62	208	A	Buffalo	65 69								
301	A	IPFW	67 47	23	A	Purdue	47 66								

Non-Div I Games: Rochester College 74 30

Oakland

■ Loss,
■ Non-Conf, S Site,
■ Home
■ Away
N Neutral

Average RPI Win:	242	WON-LOST	WINNING	LAST 12	STRENGTH OF	OPP. STRENGTH	TEAM	ADJ.	CONF.	ADJ CONF.
Average RPI Loss:	148	RECORD	PCT. RANK	GAMES	SCHEDULE	OF SCHEDULE	RPI	RPI	RPI	RPI
DIV. I ONLY	10- 14	220	4- 8	230	185	253	253	12	12	
DIV. I NON-CONF.	7- 7	161	1- 1	276	216	277	277	13	13	
TOTALS	RPI 1-25	RPI 26-50	W-L RECORDS	RPI 51-100	RPI 101-150	RPI 150+				
10- 14	0- 1	0- 0	OVERALL	0- 6	0- 1	10- 6				
8- 5	0- 0	0- 0	HOME	0- 4	0- 0	8- 1				
1- 7	0- 0	0- 0	AWAY	0- 2	0- 0	1- 5				
1- 2	0- 1	0- 0	NEUTRAL	0- 0	0- 1	1- 0				
7- 7	0- 1	0- 0	NON-CONFERENCE	0- 2	0- 1	7- 3				
6- 2	0- 0	0- 0	HOME	0- 1	0- 0	6- 1				
0- 3	0- 0	0- 0	AWAY	0- 1	0- 0	0- 2				
1- 2	0- 1	0- 0	NEUTRAL	0- 0	0- 1	1- 0				
3- 7	0- 0	0- 0	CONFERENCE	0- 4	0- 0	3- 3				
2- 3	0- 0	0- 0	HOME	0- 3	0- 0	2- 0				
1- 4	0- 0	0- 0	AWAY	0- 1	0- 0	1- 3				
0- 0	0- 0	0- 0	NEUTRAL	0- 0	0- 0	0- 0				

RPI S	Opponent	Score	RPI S	Opponent	Score	RPI S	Opponent	Score	RPI S	Opponent	Score	Team's RPI: 253
17 N	Oklahoma	57 89				67 H	Eastern Mich.	53 63	112 N	Syracuse	70 81	
						68 A	Bowling Green	49 61	154 A	Central Mich.	53 67	
						72 H	UNC Wilmington	51 56	179 H	George Mason	75 59	
						78 A	Duquesne	60 83	180 H	Marshall	68 56	
						84 H	Miami (OH)	47 67	194 H	Akron	72 71	
						95 H	Toledo	33 52	202 A	Northern Ill.	46 50	
									208 H	Buffalo	73 64	
									210 N	Xavier	80 75	
									219 H	Youngstown St.	47 55	
									267 H	Niagara	50 40	
									268 H	Belmont	65 51	
									278 H	San Francisco	63 53	
									287 A	Cleveland St.	56 66	
									300 A	Kent St.	65 68	
									310 A	Western Mich.	72 59	
									312 A	Morehead St.	57 62	
									326 H	Chicago St.	65 37	
LAST 12 Division I GAMES:												
202 A	Northern Ill.	46 50	84 H	Miami (OH)	47 67							
67 H	Eastern Mich.	53 63	68 A	Bowling Green	49 61							
310 A	Western Mich.	72 59	300 A	Kent St.	65 68							
154 A	Central Mich.	53 67	208 H	Buffalo	73 64							
95 H	Toledo	33 52	179 H	George Mason	75 59							
194 H	Akron	72 71	112 N	Syracuse	70 81							

Non-Div I Games:

Ohio

■ Loss,
 ■ Non-Conf,
 S Site,
 ■ Home
 ■ Away
 N Neutral

Average RPI Win: 120		WON-LOST	WINNING	LAST 12	STRENGTH OF		OPP. STRENGTH	TEAM	ADJ.	CONF.	ADJ CONF.
Average RPI Loss: 85		RECORD	PCT. RANK	GAMES	SCHEDULE		OF SCHEDULE	RPI	RPI	RPI	RPI
DIV. I ONLY		20- 2	8	10- 2	92		25	13	13	4	4
DIV. I NON-CONF.		13- 0	1	3- 0	90		27	15	15	3	3
TOTALS		RPI 1-25	RPI 26-50		W-L RECORDS		RPI 51-100	RPI 101-150		RPI 150+	
20- 2	2- 0	4- 1		OVERALL		6- 0	2- 1		6- 0		
15- 0	1- 0	3- 0		HOME		5- 0	1- 0		5- 0		
5- 2	1- 0	1- 1		AWAY		1- 0	1- 1		1- 0		
0- 0	0- 0	0- 0		NEUTRAL		0- 0	0- 0		0- 0		
13- 0	1- 0	3- 0		NON-CONFERENCE		3- 0	1- 0		5- 0		
11- 0	0- 0	2- 0		HOME		3- 0	1- 0		5- 0		
2- 0	1- 0	1- 0		AWAY		0- 0	0- 0		0- 0		
0- 0	0- 0	0- 0		NEUTRAL		0- 0	0- 0		0- 0		
7- 2	1- 0	1- 1		CONFERENCE		3- 0	1- 1		1- 0		
4- 0	1- 0	1- 0		HOME		2- 0	0- 0		0- 0		
3- 2	0- 0	0- 1		AWAY		1- 0	1- 1		1- 0		
0- 0	0- 0	0- 0		NEUTRAL		0- 0	0- 0		0- 0		

RPI	S	Opponent	Score	RPI	S	Opponent	Score	RPI	S	Opponent	Score	RPI	S	Opponent	Score
17	A	Oklahoma	69 63	30	A	California	77 75	61	H	Florida St.	78 75	107	H	Charlotte	88 58
22	H	Nebraska	82 68	37	H	LSU	77 68	73	H	Washington St.	79 57	132	A	Minnesota	65 76
				38	A	Michigan	62 73	74	A	Michigan St.	64 56	133	A	Wisconsin	77 61
				43	H	Temple	70 66	85	H	Howard	73 50	189	A	Indiana	73 55
				48	H	Iowa	84 71	92	H	Illinois	96 84	198	H	Canisius	84 41
								99	H	Northwestern	82 72	237	H	Southern U.	83 49
												270	H	Tennessee St.	78 51
												276	H	Southern Utah	88 50
												305	H	Stony Brook	84 37
LAST 12 Division I GAMES:															
132	A	Minnesota	65 76	38	A	Michigan	62 73								
189	A	Indiana	73 55	48	H	Iowa	84 71								
92	H	Illinois	96 84	133	A	Wisconsin	77 61								
22	H	Nebraska	82 68	73	H	Washington St.	79 57								
74	A	Michigan St.	64 56	276	H	Southern Utah	88 50								
99	H	Northwestern	82 72	107	H	Charlotte	88 58								

Non-Div I Games:

Ohio St.

Oklahoma

Through Games Of Sunday, February 5, 2012

Average RPI Win:	137	WON-LOST	WINNING	LAST 12	STRENGTH OF	OPP. STRENGTH	TEAM	ADJ.	CONF.	ADJ CONF.
Average RPI Loss:	27	RECORD	PCT. RANK	GAMES	SCHEDULE	OF SCHEDULE	RPI	RPI	RPI	RPI
DIV. I ONLY	15- 6	60	9- 3	17	24	17	17	1	1	
DIV. I NON-CONF.	8- 3	73	2- 0	84	141	57	57	2	2	
TOTALS	RPI 1-25	RPI 26-50	W-L RECORDS	RPI 51-100	RPI 101-150	RPI 150+				
15- 6	1- 3	2- 1	OVERALL	4- 2	2- 0	6- 0				
7- 2	0- 2	1- 0	HOME	3- 0	0- 0	3- 0				
4- 4	1- 1	1- 1	AWAY	1- 2	0- 0	1- 0				
4- 0	0- 0	0- 0	NEUTRAL	0- 0	2- 0	2- 0				
8- 3	0- 1	0- 1	NON-CONFERENCE	0- 1	2- 0	6- 0				
3- 1	0- 1	0- 0	HOME	0- 0	0- 0	3- 0				
1- 2	0- 0	0- 1	AWAY	0- 1	0- 0	1- 0				
4- 0	0- 0	0- 0	NEUTRAL	0- 0	2- 0	2- 0				
7- 3	1- 2	2- 0	CONFERENCE	4- 1	0- 0	0- 0				
4- 1	0- 1	1- 0	HOME	3- 0	0- 0	0- 0				
3- 2	1- 1	1- 0	AWAY	1- 1	0- 0	0- 0				
0- 0	0- 0	0- 0	NEUTRAL	0- 0	0- 0	0- 0				

RPI	S	Opponent	Score	RPI	S	Opponent	Score	RPI	S	Opponent	Score	RPI	S	Opponent	Score
1	H	Baylor	58 89	29	A	Vanderbilt	66 78	53	H	Texas Tech	71 68	112	N	Syracuse	82 63
7	A	Texas A&M	58 75	33	A	Kansas	74 68	54	A	Oklahoma St.	63 66	131	N	Liberty	76 45
11	A	Kansas St.	65 57	47	H	Iowa St.	80 51	54	H	Oklahoma St.	80 71	175	H	TCU	82 54
13	H	Ohio St.	63 69					60	A	Fresno St.	66 69	210	N	Xavier	73 51
								64	H	Texas	73 67	214	H	Milwaukee	72 50
								94	A	Missouri	62 59	253	N	Ohio	89 57
												294	H	Sacramento St.	117 55
												307	A	New Mexico	58 56
LAST 12 Division I GAMES:															
54	H	Oklahoma St.	80 71	54	A	Oklahoma St.	63 66								
33	A	Kansas	74 68	53	H	Texas Tech	71 68								
94	A	Missouri	62 59	7	A	Texas A&M	58 75								
1	H	Baylor	58 89	47	H	Iowa St.	80 51								
64	H	Texas	73 67	175	H	TCU	82 54								
11	A	Kansas St.	65 57	210	N	Xavier	73 51								

Non-Div I Games:

Oklahoma

■ Loss,
 ■ Non-Conf, S Site,
 ■ Home
 ■ Away
 N Neutral

Average RPI Win:	143	WON-LOST	WINNING	LAST 12	STRENGTH OF	OPP. STRENGTH	TEAM	ADJ.	CONF.	ADJ CONF.
Average RPI Loss:	42	RECORD	PCT. RANK	GAMES	SCHEDULE	OF SCHEDULE	RPI	RPI	RPI	RPI
DIV. I ONLY	12- 7	103	5- 7	41	11	54	54	1	1	
DIV. I NON-CONF.	8- 1	18	1- 1	262	164	165	165	2	2	
TOTALS	RPI 1-25	RPI 26-50	W-L RECORDS	RPI 51-100	RPI 101-150	RPI 150+				
12- 7	2- 3	1- 2	OVERALL	2- 1	2- 1	5- 0				
9- 2	2- 1	1- 1	HOME	1- 0	1- 0	4- 0				
2- 4	0- 2	0- 1	AWAY	1- 1	0- 0	1- 0				
1- 1	0- 0	0- 0	NEUTRAL	0- 0	1- 1	0- 0				
8- 1	0- 0	1- 0	NON-CONFERENCE	0- 0	2- 1	5- 0				
6- 0	0- 0	1- 0	HOME	0- 0	1- 0	4- 0				
1- 0	0- 0	0- 0	AWAY	0- 0	0- 0	1- 0				
1- 1	0- 0	0- 0	NEUTRAL	0- 0	1- 1	0- 0				
4- 6	2- 3	0- 2	CONFERENCE	2- 1	0- 0	0- 0				
3- 2	2- 1	0- 1	HOME	1- 0	0- 0	0- 0				
1- 4	0- 2	0- 1	AWAY	1- 1	0- 0	0- 0				
0- 0	0- 0	0- 0	NEUTRAL	0- 0	0- 0	0- 0				

RPI 1-25				RPI 26-50				RPI 51-100				RPI 101+			
RPI	S	Opponent	Score	RPI	S	Opponent	Score	RPI	S	Opponent	Score	RPI	S	Opponent	Score
1	A	Baylor	44 71	33	H	Kansas	60 65	53	A	Texas Tech	53 58	120	N	Mississippi St.	78 71
7	H	Texas A&M	57 53	47	A	Iowa St.	52 73	64	H	Texas	70 51	130	N	LIU Brooklyn	63 64
11	H	Kansas St.	56 67	50	H	Missouri St.	80 57	94	A	Missouri	62 58	135	H	Coppin St.	59 35
17	A	Oklahoma	71 80									189	A	Indiana	83 72
17	H	Oklahoma	66 63									216	H	Rice	96 60
												242	H	Tex.-Pan American	74 35
												251	H	Alcorn St.	69 36
												325	H	Ark.-Pine Bluff	98 35
LAST 12 Division I GAMES:															
17	A	Oklahoma	71 80	17	H	Oklahoma	66 63								
47	A	Iowa St.	52 73	1	A	Baylor	44 71								
11	H	Kansas St.	56 67	64	H	Texas	70 51								
7	H	Texas A&M	57 53	53	A	Texas Tech	53 58								
94	A	Missouri	62 58	130	N	LIU Brooklyn	63 64								
33	H	Kansas	60 65	120	N	Mississippi St.	78 71								

Non-Div I Games:

Oklahoma St.

Average RPI Win:	205	WON-LOST	WINNING	LAST 12	STRENGTH OF	OPP. STRENGTH	TEAM	ADJ.	CONF.	ADJ CONF.
Average RPI Loss:	112	RECORD	PCT. RANK	GAMES	SCHEDULE	OF SCHEDULE	RPI	RPI	RPI	RPI
DIV. I ONLY	8- 15	251	5- 7	128	73	197	197	7	7	
DIV. I NON-CONF.	3- 9	274	0- 2	129	40	195	195	7	7	
TOTALS	RPI 1-25	RPI 26-50	W-L RECORDS	RPI 51-100	RPI 101-150	RPI 150+				
8- 15	0- 3	0- 2	OVERALL	1- 3	0- 0	7- 7				
4- 6	0- 0	0- 2	HOME	0- 2	0- 0	4- 2				
3- 7	0- 3	0- 0	AWAY	1- 1	0- 0	2- 3				
1- 2	0- 0	0- 0	NEUTRAL	0- 0	0- 0	1- 2				
3- 9	0- 3	0- 1	NON-CONFERENCE	0- 0	0- 0	3- 5				
2- 3	0- 0	0- 1	HOME	0- 0	0- 0	2- 2				
0- 4	0- 3	0- 0	AWAY	0- 0	0- 0	0- 1				
1- 2	0- 0	0- 0	NEUTRAL	0- 0	0- 0	1- 2				
5- 6	0- 0	0- 1	CONFERENCE	1- 3	0- 0	4- 2				
2- 3	0- 0	0- 1	HOME	0- 2	0- 0	2- 0				
3- 3	0- 0	0- 0	AWAY	1- 1	0- 0	2- 2				
0- 0	0- 0	0- 0	NEUTRAL	0- 0	0- 0	0- 0				

RPI 1-25				RPI 26-50				RPI 51-100				RPI 101+ Team's RPI: 197			
RPI	S	Opponent	Score	RPI	S	Opponent	Score	RPI	S	Opponent	Score	RPI	S	Opponent	Score
4	A	Stanford	48 97	36	H	James Madison	55 57	56	A	Hofstra	81 79	163	N	Seton Hall	49 60
5	A	Tennessee	37 90	39	H	Richmond	63 78	56	H	Hofstra	68 81	179	A	George Mason	69 85
15	A	Georgia Tech	56 87					72	H	UNC Wilmington	54 76	179	H	George Mason	71 68
								81	A	VCU	72 76	181	H	Virginia Tech	65 77
												184	N	Alabama	77 76
												191	A	William & Mary	80 83
												206	N	Louisiana Tech	71 84
												209	A	George Washington	52 58
												217	A	Georgia St.	71 60
												217	H	Georgia St.	68 59
												227	A	Northeastern	73 70
												248	H	Md.-East. Shore	59 63
												261	H	N.C. A&T	71 58
												297	H	Wofford	70 58
LAST 12 Division I GAMES:															
56	A	Hofstra	81 79	56	H	Hofstra	68 81								
36	H	James Madison	55 57	81	A	VCU	72 76								
179	H	George Mason	71 68	227	A	Northeastern	73 70								
191	A	William & Mary	80 83	217	H	Georgia St.	68 59								
72	H	UNC Wilmington	54 76	5	A	Tennessee	37 90								
217	A	Georgia St.	71 60	248	H	Md.-East. Shore	59 63								

Non-Div I Games:

Old Dominion

■ Loss,
 ■ Non-Conf,
 ■ S Site,
 ■ H Home
 ■ A Away
 N Neutral

Average RPI Win:	250	WON-LOST	WINNING	LAST 12	STRENGTH OF	OPP. STRENGTH	TEAM	ADJ.	CONF.	ADJ CONF.
Average RPI Loss:	63	RECORD	PCT. RANK	GAMES	SCHEDULE	OF SCHEDULE	RPI	RPI	RPI	RPI
DIV. I ONLY	12- 12	167	3- 9	151	97	164	164	3	3	
DIV. I NON-CONF.	10- 3	48	1- 0	331	312	294	294	5	5	
TOTALS	RPI 1-25	RPI 26-50	W-L RECORDS	RPI 51-100	RPI 101-150	RPI 150+				
12- 12	0- 2	1- 6	OVERALL	0- 1	0- 1	11- 2				
8- 6	0- 0	1- 3	HOME	0- 1	0- 1	7- 1				
4- 6	0- 2	0- 3	AWAY	0- 0	0- 0	4- 1				
0- 0	0- 0	0- 0	NEUTRAL	0- 0	0- 0	0- 0				
10- 3	0- 1	0- 0	NON-CONFERENCE	0- 0	0- 0	10- 2				
7- 1	0- 0	0- 0	HOME	0- 0	0- 0	7- 1				
3- 2	0- 1	0- 0	AWAY	0- 0	0- 0	3- 1				
0- 0	0- 0	0- 0	NEUTRAL	0- 0	0- 0	0- 0				
2- 9	0- 1	1- 6	CONFERENCE	0- 1	0- 1	1- 0				
1- 5	0- 0	1- 3	HOME	0- 1	0- 1	0- 0				
1- 4	0- 1	0- 3	AWAY	0- 0	0- 0	1- 0				
0- 0	0- 0	0- 0	NEUTRAL	0- 0	0- 0	0- 0				

RPI	S	Opponent	Score	RPI	S	Opponent	Score	RPI	S	Opponent	Score	RPI	S	Opponent	Score	Team's RPI: 164
9	A	Kentucky	41 82	27	H	Georgia	47 61	99	H	Auburn	54 67	120	H	Mississippi St.	46 51	
14	A	Miami (FL)	48 76	29	A	Vanderbilt	52 68					154	H	Central Mich.	75 78	
				31	A	South Carolina	43 61					171	H	South Ala.	54 45	
				32	A	Florida	55 84					174	A	Lamar	58 67	
				32	H	Florida	55 59					184	A	Alabama	69 55	
				34	H	Arkansas	60 54					220	H	Grambling	78 53	
				37	H	LSU	44 83					229	A	Massachusetts	72 67	
												283	H	North Florida	68 59	
												287	H	Cleveland St.	74 63	
												299	H	Murray St.	64 59	
												318	A	Southeast Mo. St.	51 43	
												320	H	Southeastern La.	72 52	
												325	H	Ark.-Pine Bluff	83 52	
												335	A	Lipscomb	72 57	
LAST 12 Division I GAMES:																
32	A	Florida	55 84	184	A	Alabama	69 55									
9	A	Kentucky	41 82	34	H	Arkansas	60 54									
99	H	Auburn	54 67	29	A	Vanderbilt	52 68									
31	A	South Carolina	43 61	32	H	Florida	55 59									
27	H	Georgia	47 61	37	H	LSU	44 83									
120	H	Mississippi St.	46 51	320	H	Southeastern La.	72 52									

Non-Div I Games:

Ole Miss

■ Loss,
 ■ Non-Conf,
 ■ S Site,
 ■ H Home
 ■ A Away
 N Neutral

Oral Roberts

Through Games Of Sunday, February 5, 2012

Average RPI Win:	197	WON-LOST	WINNING	LAST 12	STRENGTH OF	OPP. STRENGTH	TEAM	ADJ.	CONF.	ADJ CONF.
Average RPI Loss:	127	RECORD	PCT. RANK	GAMES	SCHEDULE	OF SCHEDULE	RPI	RPI	RPI	RPI
DIV. I ONLY	14- 8	96	8- 4	179	139	124	124	16	16	
DIV. I NON-CONF.	5- 5	161	0- 1	133	79	91	91	11	11	
TOTALS	RPI 1-25	RPI 26-50	W-L RECORDS	RPI 51-100	RPI 101-150	RPI 150+				
14- 8	0- 0	0- 3	OVERALL	2- 1	3- 1	9- 3				
8- 3	0- 0	0- 1	HOME	1- 1	2- 0	5- 1				
6- 5	0- 0	0- 2	AWAY	1- 0	1- 1	4- 2				
0- 0	0- 0	0- 0	NEUTRAL	0- 0	0- 0	0- 0				
5- 5	0- 0	0- 3	NON-CONFERENCE	0- 0	2- 0	3- 2				
2- 2	0- 0	0- 1	HOME	0- 0	1- 0	1- 1				
3- 3	0- 0	0- 2	AWAY	0- 0	1- 0	2- 1				
0- 0	0- 0	0- 0	NEUTRAL	0- 0	0- 0	0- 0				
9- 3	0- 0	0- 0	CONFERENCE	2- 1	1- 1	6- 1				
6- 1	0- 0	0- 0	HOME	1- 1	1- 0	4- 0				
3- 2	0- 0	0- 0	AWAY	1- 0	0- 1	2- 1				
0- 0	0- 0	0- 0	NEUTRAL	0- 0	0- 0	0- 0				

RPI S	Opponent	Score	RPI S	Opponent	Score	RPI S	Opponent	Score	RPI S	Opponent	Score	Team's RPI: 124
33	A Kansas	68 85	71	H South Dakota St.	71 65	133	A Wisconsin	80 63				
34	A Arkansas	37 65	98	A South Dakota	66 53	142	A UMKC	79 92				
50	H Missouri St.	79 85	98	H South Dakota	57 60	142	H UMKC	83 70				
						144	H UALR	78 63				
						157	A North Texas	70 60				
						182	A Tulsa	57 65				
						195	H Oakland	62 53				
						206	H Louisiana Tech	92 71				
						220	H Grambling	80 89				
						238	A North Dakota St.	84 75				
						238	H North Dakota St.	92 66				
						239	A Western Ill.	78 66				
						260	A IUPUI	48 72				
						276	H Southern Utah	109 59				
						301	H IPFW	102 62				
						321	A Houston	76 60				
LAST 12 Division I GAMES:												
238	A North Dakota St.	84 75	260	A IUPUI	48 72							
98	H South Dakota	57 60	238	H North Dakota St.	92 66							
142	H UMKC	83 70	71	H South Dakota St.	71 65							
301	H IPFW	102 62	142	A UMKC	79 92							
195	H Oakland	62 53	98	A South Dakota	66 53							
239	A Western Ill.	78 66	33	A Kansas	68 85							

Non-Div I Games: Drury 80 53

Oral Roberts

Loss, Non-Conf, S Site, H Home A Away N Neutral

Oregon

Average RPI Win: 160

Average RPI Loss: 80

WON-LOST

WINNING

LAST 12

RECORD

PCT. RANK

GAMES

Through Games Of Sunday, February 5, 2012

STRENGTH OF

SCHEDULE

OPP. STRENGTH

OF SCHEDULE

TEAM

RPI

ADJ.

RPI

CONF.

RPI

ADJ CONF.

RPI

DIV. I ONLY

13- 10

132

5- 7

82

64

121

121

5

5

DIV. I NON-CONF.

8- 4

89

0- 1

223

176

180

180

6

6

TOTALS

RPI 1-25

RPI 26-50

W-L RECORDS

RPI 51-100

RPI 101-150

RPI 150+

13- 10

0- 1

0- 2

OVERALL

3- 5

3- 1

7- 1

12- 3

0- 0

0- 0

HOME

2- 3

3- 0

7- 0

1- 7

0- 1

0- 2

AWAY

1- 2

0- 1

0- 1

0- 0

0- 0

0- 0

NEUTRAL

0- 0

0- 0

0- 0

8- 4

0- 0

0- 0

NON-CONFERENCE

1- 2

0- 1

7- 1

8- 1

0- 0

0- 0

HOME

1- 1

0- 0

7- 0

0- 3

0- 0

0- 0

AWAY

0- 1

0- 1

0- 1

0- 0

0- 0

0- 0

NEUTRAL

0- 0

0- 0

0- 0

5- 6

0- 1

0- 2

CONFERENCE

2- 3

3- 0

0- 0

4- 2

0- 0

0- 0

HOME

1- 2

3- 0

0- 0

1- 4

0- 1

0- 2

AWAY

1- 1

0- 0

0- 0

0- 0

0- 0

0- 0

NEUTRAL

0- 0

0- 0

0- 0

RPI 1-25

RPI 26-50

RPI 51-100

RPI 101+

Team's RPI: 121

RPI	S	Opponent	Score
4	A	Stanford	70 93

RPI	S	Opponent	Score
30	A	California	67 90
45	A	Southern California	73 92

RPI	S	Opponent	Score
51	A	UCLA	83 62
55	H	St. Mary's (CA)	62 72
59	H	Arizona St.	49 53
60	A	Fresno St.	71 81
62	A	Oregon St.	60 67
73	H	Washington St.	47 75
92	H	Illinois	77 74
96	H	Washington	88 86

RPI	S	Opponent	Score
104	H	Colorado	67 62
116	A	Denver	65 89
122	H	Arizona	87 73
140	H	Utah	72 67
151	H	Cal St. Northridge	79 75
162	H	Portland St.	75 71
172	H	Portland	88 78
186	H	Cal Poly	102 93
232	H	Nicholls St.	95 76
244	H	UC Irvine	89 77
298	A	Nevada	74 76
332	H	Weber St.	88 73

LAST 12 Division I GAMES:

104	H	Colorado	67 62	122	H	Arizona	87 73
140	H	Utah	72 67	30	A	California	67 90
62	A	Oregon St.	60 67	4	A	Stanford	70 93
51	A	UCLA	83 62	96	H	Washington	88 86
45	A	Southern California	73 92	73	H	Washington St.	47 75
59	H	Arizona St.	49 53	55	H	St. Mary's (CA)	62 72

Oregon

Oregon

Non-Div I Games:

Oregon

 Loss,
 Non-Conf,
 S Site,
 H Home
 A Away
 N Neutral

Oregon St.

Through Games Of Sunday, February 5, 2012

Average RPI Win:	144	WON-LOST	WINNING	LAST 12	STRENGTH OF	OPP. STRENGTH	TEAM	ADJ.	CONF.	ADJ CONF.
Average RPI Loss:	70	RECORD	PCT. RANK	GAMES	SCHEDULE	OF SCHEDULE	RPI	RPI	RPI	RPI
DIV. I ONLY	13- 7	94	6- 6	59	55	62	62	5	5	
DIV. I NON-CONF.	7- 2	46	0- 1	165	172	115	115	6	6	
TOTALS	RPI 1-25	RPI 26-50	W-L RECORDS	RPI 51-100	RPI 101-150	RPI 150+				
13- 7	0- 1	1- 1	OVERALL	2- 3	6- 1	4- 1				
8- 3	0- 0	0- 0	HOME	2- 2	4- 1	2- 0				
5- 3	0- 1	1- 1	AWAY	0- 1	2- 0	2- 0				
0- 1	0- 0	0- 0	NEUTRAL	0- 0	0- 0	0- 1				
7- 2	0- 0	0- 0	NON-CONFERENCE	0- 1	3- 0	4- 1				
3- 1	0- 0	0- 0	HOME	0- 1	1- 0	2- 0				
4- 0	0- 0	0- 0	AWAY	0- 0	2- 0	2- 0				
0- 1	0- 0	0- 0	NEUTRAL	0- 0	0- 0	0- 1				
6- 5	0- 1	1- 1	CONFERENCE	2- 2	3- 1	0- 0				
5- 2	0- 0	0- 0	HOME	2- 1	3- 1	0- 0				
1- 3	0- 1	1- 1	AWAY	0- 1	0- 0	0- 0				
0- 0	0- 0	0- 0	NEUTRAL	0- 0	0- 0	0- 0				

RPI 1-25				RPI 26-50				RPI 51-100 Team's RPI: 62				RPI 101+			
RPI	S	Opponent	Score	RPI	S	Opponent	Score	RPI	S	Opponent	Score	RPI	S	Opponent	Score
4	A	Stanford	60 67	30	A	California	56 73	51	A	UCLA	60 69	104	H	Colorado	65 45
				45	A	Southern California	65 61	55	H	St. Mary's (CA)	61 81	117	A	Eastern Wash.	74 60
								59	H	Arizona St.	56 51	121	H	Oregon	67 60
								73	H	Washington St.	54 61	122	H	Arizona	56 58
								96	H	Washington	60 55	126	A	Pepperdine	63 52
												127	H	Montana St.	83 53
												140	H	Utah	62 49
												151	H	Cal St. Northridge	83 63
												157	N	North Texas	53 60
												216	A	Rice	63 57
												276	H	Southern Utah	90 40
												296	A	CSU Bakersfield	85 62
LAST 12 Division I GAMES:															
140	H	Utah	62 49	59	H	Arizona St.	56 51	4	A	Stanford	60 67				
104	H	Colorado	65 45	30	A	California	56 73	73	H	Washington St.	54 61				
121	H	Oregon	67 60	45	A	Southern California	65 61	96	H	Washington	60 55				
45	A	Southern California	65 61	51	A	UCLA	60 69	55	H	St. Mary's (CA)	61 81				
51	A	UCLA	60 69	122	H	Arizona	56 58								

Non-Div I Games: Corban 79 47 Western Ore. 96 32

Oregon St.

Loss, Non-Conf, S Site, H Home A Away N Neutral

Average RPI Win: 224	WON-LOST	WINNING	LAST 12	STRENGTH OF	OPP. STRENGTH	TEAM	ADJ.	CONF.	ADJ CONF.
Average RPI Loss: 112	RECORD	PCT. RANK	GAMES	SCHEDULE	OF SCHEDULE	RPI	RPI	RPI	RPI
DIV. I ONLY	12- 9	126	8- 4	112	186	113	113	21	21
DIV. I NON-CONF.	7- 5	123	3- 0	40	100	61	61	20	20
TOTALS	RPI 1-25	RPI 26-50	W-L RECORDS	RPI 51-100	RPI 101-150	RPI 150+			
12- 9	0- 1	1- 0	OVERALL	0- 3	1- 2	10- 3			
7- 2	0- 0	1- 0	HOME	0- 1	1- 0	5- 1			
5- 7	0- 1	0- 0	AWAY	0- 2	0- 2	5- 2			
0- 0	0- 0	0- 0	NEUTRAL	0- 0	0- 0	0- 0			
7- 5	0- 1	1- 0	NON-CONFERENCE	0- 3	1- 1	5- 0			
5- 1	0- 0	1- 0	HOME	0- 1	1- 0	3- 0			
2- 4	0- 1	0- 0	AWAY	0- 2	0- 1	2- 0			
0- 0	0- 0	0- 0	NEUTRAL	0- 0	0- 0	0- 0			
5- 4	0- 0	0- 0	CONFERENCE	0- 0	0- 1	5- 3			
2- 1	0- 0	0- 0	HOME	0- 0	0- 0	2- 1			
3- 3	0- 0	0- 0	AWAY	0- 0	0- 1	3- 2			
0- 0	0- 0	0- 0	NEUTRAL	0- 0	0- 0	0- 0			

RPI 1-25				RPI 26-50				RPI 51-100				RPI 101+ Team's RPI: 113			
RPI	S	Opponent	Score	RPI	S	Opponent	Score	RPI	S	Opponent	Score	RPI	S	Opponent	Score
2	A	Connecticut	53 112	32	H	Florida	78 73	55	H	St. Mary's (CA)	67 68	102	A	UC Davis	51 59
								60	A	Fresno St.	52 61	115	A	Fairfield	47 56
								90	A	San Diego	57 77	117	H	Eastern Wash.	69 60
												151	H	Cal St. Northridge	68 72
												152	H	Seattle	81 79
												186	A	Cal Poly	64 74
												187	H	SIU Edwardsville	78 68
												226	A	UC Santa Barbara	52 48
												244	A	UC Irvine	75 77
												252	A	Cal St. Fullerton	69 64
												252	H	Cal St. Fullerton	72 67
												277	H	Long Beach St.	93 56
												292	A	UC Riverside	80 59
												296	A	CSU Bakersfield	96 73
												298	A	Nevada	75 70
												311	H	Air Force	95 59
LAST 12 Division I GAMES:															
252	A	Cal St. Fullerton	69 64	277	H	Long Beach St.	93 56								
226	A	UC Santa Barbara	52 48	292	A	UC Riverside	80 59								
186	A	Cal Poly	64 74	244	A	UC Irvine	75 77								
102	A	UC Davis	51 59	252	H	Cal St. Fullerton	72 67								
152	H	Seattle	81 79	311	H	Air Force	95 59								
151	H	Cal St. Northridge	68 72	117	H	Eastern Wash.	69 60								

Non-Div I Games:

Pacific

■ Loss,
■ Non-Conf, S Site,
■ Home
■ Away
N Neutral

Average RPI Win: 266	WON-LOST	WINNING	LAST 12	STRENGTH OF	OPP. STRENGTH	TEAM	ADJ.	CONF.	ADJ CONF.
Average RPI Loss: 113	RECORD	PCT. RANK	GAMES	SCHEDULE	OF SCHEDULE	RPI	RPI	RPI	RPI
DIV. I ONLY	8- 11	218	3- 9	184	174	230	230	18	18
DIV. I NON-CONF.	7- 7	161	2- 5	181	193	231	231	19	19

TOTALS	RPI 1-25	RPI 26-50	W-L RECORDS	RPI 51-100	RPI 101-150	RPI 150+			
8- 11	0- 3	0- 1	OVERALL	1- 2	0- 2	7- 3			
6- 5	0- 1	0- 0	HOME	1- 1	0- 0	5- 3			
1- 6	0- 2	0- 1	AWAY	0- 1	0- 2	1- 0			
1- 0	0- 0	0- 0	NEUTRAL	0- 0	0- 0	1- 0			
7- 7	0- 2	0- 1	NON-CONFERENCE	1- 1	0- 2	6- 1			
5- 1	0- 0	0- 0	HOME	1- 0	0- 0	4- 1			
1- 6	0- 2	0- 1	AWAY	0- 1	0- 2	1- 0			
1- 0	0- 0	0- 0	NEUTRAL	0- 0	0- 0	1- 0			
1- 4	0- 1	0- 0	CONFERENCE	0- 1	0- 0	1- 2			
1- 4	0- 1	0- 0	HOME	0- 1	0- 0	1- 2			
0- 0	0- 0	0- 0	AWAY	0- 0	0- 0	0- 0			
0- 0	0- 0	0- 0	NEUTRAL	0- 0	0- 0	0- 0			

RPI 1-25				RPI 26-50				RPI 51-100				RPI 101+ Team's RPI: 230			
RPI	S	Opponent	Score	RPI	S	Opponent	Score	RPI	S	Opponent	Score	RPI	S	Opponent	Score
3	A	Notre Dame	38 69	43	A	Temple	47 72	58	A	Saint Joseph's	34 42	119	A	San Diego St.	37 51
16	A	Villanova	30 52					82	H	Yale	60 72	134	A	La Salle	47 58
25	H	Princeton	48 83					93	H	Drexel	67 65	177	H	Brown	55 59
												250	H	Rider	66 57
												262	H	Cornell	53 67
												267	A	Niagara	55 41
												269	H	Army	70 60
												273	H	Lafayette	49 39
												302	N	UNC Greensboro	47 36
												328	H	NJIT	48 52
												336	H	St. Francis (NY)	70 61
												338	H	Columbia	75 50
LAST 12 Division I GAMES:															
177	H	Brown	55 59	58	A	Saint Joseph's	34 42	328	H	NJIT	48 52	25	H	Princeton	48 83
82	H	Yale	60 72	43	A	Temple	47 72	302	N	UNC Greensboro	47 36	119	A	San Diego St.	37 51
262	H	Cornell	53 67	16	A	Villanova	30 52	93	H	Drexel	67 65				

Non-Div I Games:

Penn

Average RPI Win:	132	WON-LOST	WINNING	LAST 12	STRENGTH OF	OPP. STRENGTH	TEAM	ADJ.	CONF.	ADJ CONF.
Average RPI Loss:	46	RECORD	PCT. RANK	GAMES	SCHEDULE	OF SCHEDULE	RPI	RPI	RPI	RPI
DIV. I ONLY	18- 5	26	9- 3	68	36	28	28	4	4	
DIV. I NON-CONF.	10- 2	33	1- 0	115	58	39	39	3	3	
TOTALS	RPI 1-25	RPI 26-50	W-L RECORDS	RPI 51-100	RPI 101-150	RPI 150+				
18- 5	1- 2	6- 0	OVERALL	2- 3	3- 0	6- 0				
9- 2	0- 1	3- 0	HOME	1- 1	1- 0	4- 0				
8- 3	1- 1	2- 0	AWAY	1- 2	2- 0	2- 0				
1- 0	0- 0	1- 0	NEUTRAL	0- 0	0- 0	0- 0				
10- 2	0- 1	3- 0	NON-CONFERENCE	1- 1	1- 0	5- 0				
6- 0	0- 0	1- 0	HOME	1- 0	1- 0	3- 0				
3- 2	0- 1	1- 0	AWAY	0- 1	0- 0	2- 0				
1- 0	0- 0	1- 0	NEUTRAL	0- 0	0- 0	0- 0				
8- 3	1- 1	3- 0	CONFERENCE	1- 2	2- 0	1- 0				
3- 2	0- 1	2- 0	HOME	0- 1	0- 0	1- 0				
5- 1	1- 0	1- 0	AWAY	1- 1	2- 0	0- 0				
0- 0	0- 0	0- 0	NEUTRAL	0- 0	0- 0	0- 0				

RPI 1-25				RPI 26-50				RPI 51-100				RPI 101+			
RPI	S	Opponent	Score	RPI	S	Opponent	Score	RPI	S	Opponent	Score	RPI	S	Opponent	Score
6	A	Delaware	71 80	31	A	South Carolina	55 50	53	A	Texas Tech	66 70	101	H	North Carolina	103 84
22	A	Nebraska	93 73	38	A	Michigan	77 56	73	H	Washington St.	72 60	132	A	Minnesota	68 65
22	H	Nebraska	63 71	38	H	Michigan	78 63	74	A	Michigan St.	77 83	133	A	Wisconsin	82 49
				42	H	Middle Tenn.	65 49	74	H	Michigan St.	65 75	181	H	Virginia Tech	66 28
				47	N	Iowa St.	66 59	92	A	Illinois	71 65	189	H	Indiana	76 44
				48	H	Iowa	68 52					248	H	Md.-East. Shore	76 51
												298	A	Nevada	103 65
												331	H	Wagner	103 42
												340	A	Bucknell	78 54
LAST 12 Division I GAMES:															
132	A	Minnesota	68 65	22	A	Nebraska	93 73								
189	H	Indiana	76 44	38	H	Michigan	78 63								
74	A	Michigan St.	77 83	74	H	Michigan St.	65 75								
38	A	Michigan	77 56	133	A	Wisconsin	82 49								
48	H	Iowa	68 52	22	H	Nebraska	63 71								
92	A	Illinois	71 65	340	A	Bucknell	78 54								

Non-Div I Games:

Penn St.

Pepperdine

Through Games Of Sunday, February 5, 2012

Average RPI Win: 195	WON-LOST	WINNING	LAST 12	STRENGTH OF	OPP. STRENGTH	TEAM	ADJ.	CONF.	ADJ CONF.
Average RPI Loss: 103	RECORD	PCT. RANK	GAMES	SCHEDULE	OF SCHEDULE	RPI	RPI	RPI	RPI
DIV. I ONLY	11- 10	159	6- 6	104	98	126	126	8	8
DIV. I NON-CONF.	5- 6	190	0- 2	149	109	131	131	9	9
TOTALS	RPI 1-25	RPI 26-50	W-L RECORDS	RPI 51-100	RPI 101-150	RPI 150+			
11- 10	0- 1	1- 3	OVERALL	1- 3	0- 0	9- 3			
6- 3	0- 0	1- 2	HOME	1- 1	0- 0	4- 0			
4- 7	0- 1	0- 1	AWAY	0- 2	0- 0	4- 3			
1- 0	0- 0	0- 0	NEUTRAL	0- 0	0- 0	1- 0			
5- 6	0- 1	0- 1	NON-CONFERENCE	1- 1	0- 0	4- 3			
2- 2	0- 0	0- 1	HOME	1- 1	0- 0	1- 0			
2- 4	0- 1	0- 0	AWAY	0- 0	0- 0	2- 3			
1- 0	0- 0	0- 0	NEUTRAL	0- 0	0- 0	1- 0			
6- 4	0- 0	1- 2	CONFERENCE	0- 2	0- 0	5- 0			
4- 1	0- 0	1- 1	HOME	0- 0	0- 0	3- 0			
2- 3	0- 0	0- 1	AWAY	0- 2	0- 0	2- 0			
0- 0	0- 0	0- 0	NEUTRAL	0- 0	0- 0	0- 0			

RPI 1-25				RPI 26-50				RPI 51-100				RPI 101+ Team's RPI: 126			
RPI	S	Opponent	Score	RPI	S	Opponent	Score	RPI	S	Opponent	Score	RPI	S	Opponent	Score
5	A	Tennessee	57 89	26	H	Gonzaga	50 79	55	A	St. Mary's (CA)	43 56	151	H	Cal St. Northridge	68 64
				43	A	BYU	56 80	60	H	Fresno St.	81 78	172	H	Portland	66 63
				43	H	BYU	61 49	62	H	Oregon St.	52 63	186	A	Cal Poly	80 78
				45	H	Southern California	71 75	90	A	San Diego	39 70	190	A	Santa Clara	62 56
												190	H	Santa Clara	67 57
												226	A	UC Santa Barbara	44 54
												228	A	Boise St.	57 68
												252	A	Cal St. Fullerton	51 65
												278	A	San Francisco	85 69
												278	H	San Francisco	77 64
												288	N	Idaho	57 48
												307	A	New Mexico	59 56
LAST 12 Division I GAMES:															
				43	H	BYU	61 49	172	H	Portland	66 63				
				90	A	San Diego	39 70	26	H	Gonzaga	50 79				
				55	A	St. Mary's (CA)	43 56	190	A	Santa Clara	62 56				
				278	H	San Francisco	77 64	278	A	San Francisco	85 69				
				190	H	Santa Clara	67 57	45	H	Southern California	71 75				
				43	A	BYU	56 80	226	A	UC Santa Barbara	44 54				

Non-Div I Games:

Pepperdine

Loss, Non-Conf, S Site, H Home A Away N Neutral

Pittsburgh

Average RPI Win:	196	WON-LOST	WINNING	LAST 12	STRENGTH OF	OPP. STRENGTH	TEAM	ADJ.	CONF.	ADJ CONF.
Average RPI Loss:	57	RECORD	PCT. RANK	GAMES	SCHEDULE	OF SCHEDULE	RPI	RPI	RPI	RPI

DIV. I ONLY	8- 15	251	2- 10	40	39	165	165	2	2
DIV. I NON-CONF.	8- 5	106	2- 1	128	97	240	240	1	1

TOTALS	RPI 1-25	RPI 26-50	W-L RECORDS	RPI 51-100	RPI 101-150	RPI 150+
8- 15	0- 6	0- 1	OVERALL	1- 5	0- 3	7- 0
6- 8	0- 2	0- 1	HOME	0- 4	0- 1	6- 0
0- 7	0- 4	0- 0	AWAY	0- 1	0- 2	0- 0
2- 0	0- 0	0- 0	NEUTRAL	1- 0	0- 0	1- 0
8- 5	0- 1	0- 0	NON-CONFERENCE	1- 3	0- 1	7- 0
6- 3	0- 0	0- 0	HOME	0- 3	0- 0	6- 0
0- 2	0- 1	0- 0	AWAY	0- 0	0- 1	0- 0
2- 0	0- 0	0- 0	NEUTRAL	1- 0	0- 0	1- 0
0- 10	0- 5	0- 1	CONFERENCE	0- 2	0- 2	0- 0
0- 5	0- 2	0- 1	HOME	0- 1	0- 1	0- 0
0- 5	0- 3	0- 0	AWAY	0- 1	0- 1	0- 0
0- 0	0- 0	0- 0	NEUTRAL	0- 0	0- 0	0- 0

RPI 1-25				RPI 26-50				RPI 51-100				RPI 101+ Team's RPI: 165			
RPI	S	Opponent	Score	RPI	S	Opponent	Score	RPI	S	Opponent	Score	RPI	S	Opponent	Score
3	A	Notre Dame	44 120	35	H	St. John's (NY)	51 66	52	H	West Virginia	43 54	103	A	Marquette	48 72
8	A	Duke	43 92					74	N	Michigan St.	64 54	112	H	Syracuse	60 83
10	H	Rutgers	39 63					75	H	Hampton	37 60	138	A	High Point	75 82
16	A	Villanova	62 70					78	H	Duquesne	57 70	154	H	Central Mich.	77 70
21	A	DePaul	83 86					83	A	Providence	50 66	158	H	Saint Francis (PA)	78 50
24	H	Georgetown	54 82					93	H	Drexel	50 71	189	N	Indiana	77 72
												201	H	Loyola Maryland	65 59
												231	H	Mt. St. Mary's	58 45
												273	H	Lafayette	74 69
												284	H	Valparaiso	65 56
LAST 12 Division I GAMES:															
103	A	Marquette	48 72	10	H	Rutgers	39 63								
35	H	St. John's (NY)	51 66	112	H	Syracuse	60 83								
83	A	Providence	50 66	16	A	Villanova	62 70								
52	H	West Virginia	43 54	273	H	Lafayette	74 69								
3	A	Notre Dame	44 120	78	H	Duquesne	57 70								
21	A	DePaul	83 86	74	N	Michigan St.	64 54								

Non-Div I Games:

Pittsburgh

■ Loss,
■ Non-Conf, S Site,
■ Home
■ Away
N Neutral

Average RPI Win:	199	WON-LOST	WINNING	LAST 12	STRENGTH OF	OPP. STRENGTH	TEAM	ADJ.	CONF.	ADJ CONF.
Average RPI Loss:	92	RECORD	PCT. RANK	GAMES	SCHEDULE	OF SCHEDULE	RPI	RPI	RPI	RPI
DIV. I ONLY	8- 16	254	3- 9	34	112	172	172	8	8	
DIV. I NON-CONF.	7- 7	161	2- 0	38	177	182	182	9	9	
TOTALS	RPI 1-25	RPI 26-50	W-L RECORDS	RPI 51-100	RPI 101-150	RPI 150+				
8- 16	0- 2	0- 4	OVERALL	0- 3	1- 4	7- 3				
6- 7	0- 1	0- 2	HOME	0- 1	0- 2	6- 1				
1- 8	0- 0	0- 2	AWAY	0- 2	0- 2	1- 2				
1- 1	0- 1	0- 0	NEUTRAL	0- 0	1- 0	0- 0				
7- 7	0- 2	0- 0	NON-CONFERENCE	0- 1	1- 3	6- 1				
5- 3	0- 1	0- 0	HOME	0- 0	0- 2	5- 0				
1- 3	0- 0	0- 0	AWAY	0- 1	0- 1	1- 1				
1- 1	0- 1	0- 0	NEUTRAL	0- 0	1- 0	0- 0				
1- 9	0- 0	0- 4	CONFERENCE	0- 2	0- 1	1- 2				
1- 4	0- 0	0- 2	HOME	0- 1	0- 0	1- 1				
0- 5	0- 0	0- 2	AWAY	0- 1	0- 1	0- 1				
0- 0	0- 0	0- 0	NEUTRAL	0- 0	0- 0	0- 0				

RPI S	Opponent	Score	RPI S	Opponent	Score	RPI S	Opponent	Score	RPI S	Opponent	Score	Team's RPI: 172
19 H	Louisville	42 71	26 A	Gonzaga	56 77	55 H	St. Mary's (CA)	71 75	117 H	Eastern Wash.	60 76	
21 N	DePaul	64 99	26 H	Gonzaga	65 80	90 A	San Diego	66 72	119 N	San Diego St.	59 58	
			43 A	BYU	55 76	96 A	Washington	49 61	121 A	Oregon	78 88	
			43 H	BYU	53 79				126 A	Pepperdine	63 66	
									127 H	Montana St.	53 66	
									151 H	Cal St. Northridge	73 66	
									152 A	Seattle	55 69	
									161 H	Montana	55 46	
									162 H	Portland St.	62 54	
									190 A	Santa Clara	63 78	
									224 H	Loyola Marymount	60 68	
									228 H	Boise St.	83 56	
									244 H	UC Irvine	64 56	
									246 A	Hawaii	82 64	
									278 H	San Francisco	78 76	
LAST 12 Division I GAMES:												
26 A	Gonzaga	56 77	126 A	Pepperdine	63 66							
224 H	Loyola Marymount	60 68	190 A	Santa Clara	63 78							
43 A	BYU	55 76	43 H	BYU	53 79							
90 A	San Diego	66 72	26 H	Gonzaga	65 80							
278 H	San Francisco	78 76	151 H	Cal St. Northridge	73 66							
55 H	St. Mary's (CA)	71 75	228 H	Boise St.	83 56							

Non-Div I Games:

Portland

■ Loss,
■ Non-Conf,
■ S Site,
■ H Home
■ A Away
N Neutral

Average RPI Win:	236	WON-LOST	WINNING	LAST 12	STRENGTH OF	OPP. STRENGTH	TEAM	ADJ.	CONF.	ADJ CONF.
Average RPI Loss:	129	RECORD	PCT. RANK	GAMES	SCHEDULE	OF SCHEDULE	RPI	RPI	RPI	RPI
DIV. I ONLY	11- 9	140	6- 5	244	126	162	162	14	14	
DIV. I NON-CONF.	6- 4	116	1- 0	212	102	139	139	12	12	
TOTALS	RPI 1-25	RPI 26-50	W-L RECORDS	RPI 51-100	RPI 101-150	RPI 150+				
11- 9	0- 0	0- 1	OVERALL	0- 1	2- 4	9- 3				
6- 2	0- 0	0- 0	HOME	0- 0	0- 2	6- 0				
3- 7	0- 0	0- 1	AWAY	0- 1	0- 2	3- 3				
2- 0	0- 0	0- 0	NEUTRAL	0- 0	2- 0	0- 0				
6- 4	0- 0	0- 1	NON-CONFERENCE	0- 0	2- 1	4- 2				
3- 0	0- 0	0- 0	HOME	0- 0	0- 0	3- 0				
1- 4	0- 0	0- 1	AWAY	0- 0	0- 1	1- 2				
2- 0	0- 0	0- 0	NEUTRAL	0- 0	2- 0	0- 0				
5- 5	0- 0	0- 0	CONFERENCE	0- 1	0- 3	5- 1				
3- 2	0- 0	0- 0	HOME	0- 0	0- 2	3- 0				
2- 3	0- 0	0- 0	AWAY	0- 1	0- 1	2- 1				
0- 0	0- 0	0- 0	NEUTRAL	0- 0	0- 0	0- 0				

RPI S	Opponent	Score	RPI S	Opponent	Score	RPI S	Opponent	Score	RPI S	Opponent	Score	Team's RPI: 162
26	A Gonzaga	69 99	66	A Idaho St.	63 78	102	N UC Davis	68 57	116	N Denver	70 66	
						117	H Eastern Wash.	67 75	121	A Oregon	71 75	
						127	A Montana St.	50 70	127	H Montana St.	83 95	
						156	H Northern Colo.	62 61	161	A Montana	56 78	
						172	A Portland	54 62	224	A Loyola Marymount	70 55	
						226	H UC Santa Barbara	65 51	244	H UC Irvine	80 76	
						246	A Hawaii	66 78	281	A Northern Ariz.	84 74	
						281	H Northern Ariz.	73 59	298	H Nevada	80 73	
						332	A Weber St.	66 56	332	H Weber St.	76 63	
LAST 12 Division I GAMES:												
281	H Northern Ariz.	73 59	156	H Northern Colo.	62 61							
332	H Weber St.	76 63	332	A Weber St.	66 56							
161	A Montana	56 78	281	A Northern Ariz.	84 74							
127	A Montana St.	50 70	127	H Montana St.	83 95							
117	H Eastern Wash.	67 75	116	N Denver	70 66							
66	A Idaho St.	63 78	102	N UC Davis	68 57							

Non-Div I Games: Corban 90 48 Western Ore. 78 58

Portland St.

Average RPI Win:	267	WON-LOST	WINNING	LAST 12	STRENGTH OF	OPP. STRENGTH	TEAM	ADJ.	CONF.	ADJ CONF.
Average RPI Loss:	173	RECORD	PCT. RANK	GAMES	SCHEDULE	OF SCHEDULE	RPI	RPI	RPI	RPI
DIV. I ONLY	7- 13	250	5- 6	320	226	304	304	32	32	
DIV. I NON-CONF.	2- 8	293	0- 1	164	43	223	223	16	16	
TOTALS	RPI 1-25	RPI 26-50	W-L RECORDS	RPI 51-100	RPI 101-150	RPI 150+				
7- 13	0- 1	0- 2	OVERALL	0- 1	1- 2	6- 7				
4- 3	0- 0	0- 0	HOME	0- 0	1- 0	3- 3				
1- 5	0- 1	0- 1	AWAY	0- 0	0- 0	1- 3				
2- 5	0- 0	0- 1	NEUTRAL	0- 1	0- 2	2- 1				
2- 8	0- 1	0- 2	NON-CONFERENCE	0- 1	0- 2	2- 2				
1- 1	0- 0	0- 0	HOME	0- 0	0- 0	1- 1				
0- 2	0- 1	0- 1	AWAY	0- 0	0- 0	0- 0				
1- 5	0- 0	0- 1	NEUTRAL	0- 1	0- 2	1- 1				
5- 5	0- 0	0- 0	CONFERENCE	0- 0	1- 0	4- 5				
3- 2	0- 0	0- 0	HOME	0- 0	1- 0	2- 2				
1- 3	0- 0	0- 0	AWAY	0- 0	0- 0	1- 3				
1- 0	0- 0	0- 0	NEUTRAL	0- 0	0- 0	1- 0				

RPI 1-25			RPI 26-50			RPI 51-100			RPI 101+			Team's RPI: 304
RPI	S	Opponent	Score	RPI	S	Opponent	Score	RPI	S	Opponent	Score	
14	A	Miami (FL)	26 107	35	A	St. John's (NY)	50 66	73	N	Washington St.	52 90	103 N Marquette 51 71
				38	N	Michigan	53 59					129 N UNLV 60 73
												143 H Mississippi Val. 61 56
												206 N Louisiana Tech 83 89
												216 H Rice 61 58
												220 N Grambling 68 55
												221 A Alabama A&M 53 55
												237 H Southern U. 53 58
												251 H Alcorn St. 54 59
												296 N CSU Bakersfield 69 64
												308 A Alabama St. 53 67
												315 A Jackson St. 46 48
												323 H Northwestern St. 69 79
												325 H Ark.-Pine Bluff 102 51
												333 A Texas Southern 64 43
												333 H Texas Southern 53 45
LAST 12 Division I GAMES:												
333	H	Texas Southern	53 45	315	A	Jackson St.	46 48					
221	A	Alabama A&M	53 55	333	A	Texas Southern	64 43					
308	A	Alabama St.	53 67	251	H	Alcorn St.	54 59					
325	H	Ark.-Pine Bluff	102 51	237	H	Southern U.	53 58					
143	H	Mississippi Val.	61 56	206	N	Louisiana Tech	83 89					
220	N	Grambling	68 55	35	A	St. John's (NY)	50 66					

Non-Div I Games: Texas Wesleyan 69 57



















































Prairie View

Loss, Non-Conf, S Site, H Home A Away N Neutral

Presbyterian



Through Games Of Sunday, February 5, 2012

Average RPI Win: 297	WON-LOST	WINNING	LAST 12	STRENGTH OF	OPP. STRENGTH	TEAM	ADJ.	CONF.	ADJ CONF.
Average RPI Loss: 170	RECORD	PCT. RANK	GAMES	SCHEDULE	OF SCHEDULE	RPI	RPI	RPI	RPI
DIV. I ONLY	6- 12	254	3- 8	243	327	265	265	26	26
DIV. I NON-CONF.	3- 5	225	0- 1	226	293	255	255	30	30
TOTALS	RPI 1-25	RPI 26-50	W-L RECORDS	RPI 51-100	RPI 101-150	RPI 150+			
6- 12	0- 0	0- 1	OVERALL	0- 0	0- 4	6- 7			
3- 4	0- 0	0- 0	HOME	0- 0	0- 1	3- 3			
3- 8	0- 0	0- 1	AWAY	0- 0	0- 3	3- 4			
0- 0	0- 0	0- 0	NEUTRAL	0- 0	0- 0	0- 0			
3- 5	0- 0	0- 1	NON-CONFERENCE	0- 0	0- 2	3- 2			
1- 1	0- 0	0- 0	HOME	0- 0	0- 0	1- 1			
2- 4	0- 0	0- 1	AWAY	0- 0	0- 2	2- 1			
0- 0	0- 0	0- 0	NEUTRAL	0- 0	0- 0	0- 0			
3- 7	0- 0	0- 0	CONFERENCE	0- 0	0- 2	3- 5			
2- 3	0- 0	0- 0	HOME	0- 0	0- 1	2- 2			
1- 4	0- 0	0- 0	AWAY	0- 0	0- 1	1- 3			
0- 0	0- 0	0- 0	NEUTRAL	0- 0	0- 0	0- 0			

RPI S	Opponent	Score	RPI S	Opponent	Score	RPI S	Opponent	Score	RPI S	Opponent	Score
			31  South Carolina		24  52						
							101  North Carolina	38  61			
							107  Charlotte	42  58			
							131  Liberty	39  59			
							138  High Point	51  63			
							178  Furman	47  63			
							184  Alabama	47  65			
							211  Charleston So.	67  76			
							215  Campbell	44  53			
							223  Radford	29  53			
							233  Winthrop	63 60			
							233  Winthrop	62  70			
							243  South Carolina St.	53 50			
							290  Coastal Caro.	49  52			
							313  S.C. Upstate	72 64			
							322  Gardner-Webb	54 43			
							329  UNC Asheville	62 54			
							342  N.C. Central	64 48			
LAST 12 Division I GAMES:											
233  Winthrop		63 60	322  Gardner-Webb		54 43						
138  High Point		51  63	233  Winthrop		62  70						
215  Campbell		44  53	290  Coastal Caro.		49  52						
223  Radford		29  53	211  Charleston So.		67  76						
131  Liberty		39  59	184  Alabama		47  65						
329  UNC Asheville		62 54	313  S.C. Upstate		72 64						

Non-Div I Games: Columbia (SC) 92 45 Montreat 84 44 Allen 65 28

Presbyterian

 Loss,  Non-Conf, S Site,  Home  Away N Neutral

Average RPI Win:	156	WON-LOST	WINNING	LAST 12	STRENGTH OF	OPP. STRENGTH	TEAM	ADJ.	CONF.	ADJ CONF.
Average RPI Loss:	63	RECORD	PCT. RANK	GAMES	SCHEDULE	OF SCHEDULE	RPI	RPI	RPI	RPI
DIV. I ONLY	15- 4	25	9- 3	38	104	25	25	18	18	
DIV. I NON-CONF.	10- 4	81	4- 3	12	32	11	11	19	19	
TOTALS	RPI 1-25	RPI 26-50	W-L RECORDS	RPI 51-100	RPI 101-150	RPI 150+				
15- 4	1- 3	1- 0	OVERALL	4- 0	2- 0	7- 1				
8- 2	1- 2	1- 0	HOME	2- 0	1- 0	3- 0				
7- 2	0- 1	0- 0	AWAY	2- 0	1- 0	4- 1				
0- 0	0- 0	0- 0	NEUTRAL	0- 0	0- 0	0- 0				
10- 4	1- 3	1- 0	NON-CONFERENCE	3- 0	2- 0	3- 1				
4- 2	1- 2	1- 0	HOME	1- 0	1- 0	0- 0				
6- 2	0- 1	0- 0	AWAY	2- 0	1- 0	3- 1				
0- 0	0- 0	0- 0	NEUTRAL	0- 0	0- 0	0- 0				
5- 0	0- 0	0- 0	CONFERENCE	1- 0	0- 0	4- 0				
4- 0	0- 0	0- 0	HOME	1- 0	0- 0	3- 0				
1- 0	0- 0	0- 0	AWAY	0- 0	0- 0	1- 0				
0- 0	0- 0	0- 0	NEUTRAL	0- 0	0- 0	0- 0				

RPI S	Opponent	Score	RPI S	Opponent	Score	RPI S	Opponent	Score	RPI S	Opponent	Score
4	A Stanford	66 85	49	H Marist	68 51	56	A Hofstra	74 69	109	H Davidson	53 44
6	H Delaware	70 81				58	H Saint Joseph's	79 62	150	A UMBC	56 41
16	H Villanova	56 41				82	H Yale	72 47	177	H Brown	57 45
21	H DePaul	67 78				93	A Drexel	63 51	190	A Santa Clara	77 61
									222	A Navy	52 65
									230	A Penn	83 48
									250	A Rider	75 55
									262	H Cornell	64 35
									273	A Lafayette	87 47
									338	H Columbia	94 35
LAST 12 Division I GAMES:											
82	H Yale	72 47	56	A Hofstra	74 69						
177	H Brown	57 45	190	A Santa Clara	77 61						
338	H Columbia	94 35	4	A Stanford	66 85						
262	H Cornell	64 35	21	H DePaul	67 78						
230	A Penn	83 48	222	A Navy	52 65						
93	A Drexel	63 51	150	A UMBC	56 41						

Non-Div I Games:

Princeton

Providence

Through Games Of Sunday, February 5, 2012

Average RPI Win:	151	WON-LOST	WINNING	LAST 12	STRENGTH OF	OPP. STRENGTH	TEAM	ADJ.	CONF.	ADJ CONF.
Average RPI Loss:	73	RECORD	PCT. RANK	GAMES	SCHEDULE	OF SCHEDULE	RPI	RPI	RPI	RPI
DIV. I ONLY	12- 11	162	7- 5	50	43	83	83	2	2	
DIV. I NON-CONF.	8- 5	106	3- 0	144	132	142	142	1	1	
TOTALS	RPI 1-25	RPI 26-50	W-L RECORDS	RPI 51-100	RPI 101-150	RPI 150+				
12- 11	1- 5	0- 2	OVERALL	2- 1	3- 1	6- 2				
7- 4	1- 2	0- 1	HOME	2- 0	1- 1	3- 0				
4- 7	0- 3	0- 1	AWAY	0- 1	1- 0	3- 2				
1- 0	0- 0	0- 0	NEUTRAL	0- 0	1- 0	0- 0				
8- 5	0- 1	0- 1	NON-CONFERENCE	1- 1	2- 0	5- 2				
4- 2	0- 1	0- 1	HOME	1- 0	1- 0	2- 0				
3- 3	0- 0	0- 0	AWAY	0- 1	0- 0	3- 2				
1- 0	0- 0	0- 0	NEUTRAL	0- 0	1- 0	0- 0				
4- 6	1- 4	0- 1	CONFERENCE	1- 0	1- 1	1- 0				
3- 2	1- 1	0- 0	HOME	1- 0	0- 1	1- 0				
1- 4	0- 3	0- 1	AWAY	0- 0	1- 0	0- 0				
0- 0	0- 0	0- 0	NEUTRAL	0- 0	0- 0	0- 0				

RPI S	Opponent	Score	RPI S	Opponent	Score	RPI S	Opponent	Score	RPI S	Opponent	Score
2	A Connecticut	35 96	35	A St. John's (NY)	41 57	52	H West Virginia	51 48	103	A Marquette	52 50
6	H Delaware	47 68	40	H Virginia	38 55	70	A Boston U.	62 65	112	H Syracuse	54 80
16	A Villanova	53 59				88	H Hartford	63 46	115	N Fairfield	75 43
16	H Villanova	42 69							149	H Harvard	71 60
19	A Louisville	48 64							165	H Pittsburgh	66 50
21	H DePaul	60 52							177	A Brown	57 70
									194	A Akron	78 65
									195	A Oakland	51 50
									207	H Clemson	73 63
									229	A Massachusetts	66 45
									289	H Dartmouth	63 48
									314	A Rhode Island	43 52
LAST 12 Division I GAMES:											
16	A Villanova	53 59	2	A Connecticut	35 96						
112	H Syracuse	54 80	21	H DePaul	60 52						
165	H Pittsburgh	66 50	35	A St. John's (NY)	41 57						
103	A Marquette	52 50	88	H Hartford	63 46						
19	A Louisville	48 64	194	A Akron	78 65						
52	H West Virginia	51 48	207	H Clemson	73 63						

Non-Div I Games:

Providence

■ Loss,
■ Non-Conf,
■ S Site,
■ H Home
■ A Away
N Neutral

Average RPI Win: 128	WON-LOST	WINNING	LAST 12	STRENGTH OF	OPP. STRENGTH	TEAM	ADJ.	CONF.	ADJ CONF.
Average RPI Loss: 47	RECORD	PCT. RANK	GAMES	SCHEDULE	OF SCHEDULE	RPI	RPI	RPI	RPI
DIV. I ONLY	19- 5	23	10- 2	56	12	23	23	4	4
DIV. I NON-CONF.	10- 3	48	1- 0	24	29	12	12	3	3
TOTALS	RPI 1-25	RPI 26-50	W-L RECORDS	RPI 51-100	RPI 101-150	RPI 150+			
19- 5	2- 3	2- 1	OVERALL	6- 0	4- 0	5- 1			
11- 2	1- 2	1- 0	HOME	2- 0	3- 0	4- 0			
6- 3	0- 1	0- 1	AWAY	4- 0	1- 0	1- 1			
2- 0	1- 0	1- 0	NEUTRAL	0- 0	0- 0	0- 0			
10- 3	2- 2	1- 0	NON-CONFERENCE	2- 0	1- 0	4- 1			
6- 1	1- 1	0- 0	HOME	0- 0	1- 0	4- 0			
2- 2	0- 1	0- 0	AWAY	2- 0	0- 0	0- 1			
2- 0	1- 0	1- 0	NEUTRAL	0- 0	0- 0	0- 0			
9- 2	0- 1	1- 1	CONFERENCE	4- 0	3- 0	1- 0			
5- 1	0- 1	1- 0	HOME	2- 0	2- 0	0- 0			
4- 1	0- 0	0- 1	AWAY	2- 0	1- 0	1- 0			
0- 0	0- 0	0- 0	NEUTRAL	0- 0	0- 0	0- 0			

RPI	S	Opponent	Score	RPI	S	Opponent	Score	RPI	S	Opponent	Score	RPI	S	Opponent	Score
3	H	Notre Dame	38 66	41	N	Tulane	61 48	68	A	Bowling Green	54 53	128	H	UT Martin	65 39
7	H	Texas A&M	60 51	48	A	Iowa	42 59	74	H	Michigan St.	67 49	132	A	Minnesota	72 55
8	A	Duke	53 64	48	H	Iowa	57 55	92	A	Illinois	64 63	132	H	Minnesota	57 53
11	N	Kansas St.	46 42					92	H	Illinois	77 66	133	H	Wisconsin	63 52
22	H	Nebraska	89 93					99	A	Auburn	62 54	154	A	Central Mich.	62 75
								99	A	Northwestern	80 70	189	A	Indiana	82 60
												195	H	Oakland	66 47
												260	H	IUPUI	75 45
												301	H	IPFW	73 36
												326	H	Chicago St.	76 49
LAST 12 Division I GAMES:															
92	H	Illinois	77 66	48	H	Iowa	57 55	132	A	Minnesota	72 55				
22	H	Nebraska	89 93	132	A	Minnesota	72 55	133	H	Wisconsin	63 52				
48	A	Iowa	42 59	92	A	Illinois	64 63	132	H	Minnesota	57 53				
99	A	Northwestern	80 70	301	H	IPFW	73 36								
74	H	Michigan St.	67 49												
189	A	Indiana	82 60												

Non-Div I Games:

Purdue

■ Loss,
 ■ Non-Conf, S Site,
 ■ Home
 ■ Away
 N Neutral

Quinnipiac

Through Games Of Sunday, February 5, 2012

Average RPI Win: 194	WON-LOST	WINNING	LAST 12	STRENGTH OF	OPP. STRENGTH	TEAM	ADJ.	CONF.	ADJ CONF.
Average RPI Loss: 90	RECORD	PCT. RANK	GAMES	SCHEDULE	OF SCHEDULE	RPI	RPI	RPI	RPI
DIV. I ONLY	17- 5	33	10- 2	83	232	57	57	20	20
DIV. I NON-CONF.	8- 3	73	2- 1	70	121	38	38	27	27
TOTALS	RPI 1-25	RPI 26-50	W-L RECORDS	RPI 51-100	RPI 101-150	RPI 150+			
17- 5	0- 0	0- 1	OVERALL	3- 2	2- 2	12- 0			
6- 4	0- 0	0- 1	HOME	1- 2	1- 1	4- 0			
10- 1	0- 0	0- 0	AWAY	2- 0	0- 1	8- 0			
1- 0	0- 0	0- 0	NEUTRAL	0- 0	1- 0	0- 0			
8- 3	0- 0	0- 1	NON-CONFERENCE	2- 1	2- 1	4- 0			
3- 2	0- 0	0- 1	HOME	1- 1	1- 0	1- 0			
4- 1	0- 0	0- 0	AWAY	1- 0	0- 1	3- 0			
1- 0	0- 0	0- 0	NEUTRAL	0- 0	1- 0	0- 0			
9- 2	0- 0	0- 0	CONFERENCE	1- 1	0- 1	8- 0			
3- 2	0- 0	0- 0	HOME	0- 1	0- 1	3- 0			
6- 0	0- 0	0- 0	AWAY	1- 0	0- 0	5- 0			
0- 0	0- 0	0- 0	NEUTRAL	0- 0	0- 0	0- 0			

RPI 1-25			RPI 26-50			RPI 51-100			Team's RPI: 57			RPI 101+			
RPI	S	Opponent	Score	RPI	S	Opponent	Score	RPI	S	Opponent	Score	RPI	S	Opponent	Score
				36	H	James Madison	73 81	55	A	St. Mary's (CA)	69 67	115	H	Fairfield	64 55
								58	H	Saint Joseph's	54 71	130	H	LIU Brooklyn	64 74
								80	A	Sacred Heart	71 34	132	N	Minnesota	64 62
								80	H	Sacred Heart	65 74	147	A	Holy Cross	70 80
								82	H	Yale	68 63	158	A	Saint Francis (PA)	85 73
												159	A	American	72 59
												168	A	Monmouth	75 63
												188	A	Robert Morris	82 74
												225	A	Bryant	84 47
												225	H	Bryant	67 56
												229	H	Massachusetts	66 63
												231	H	Mt. St. Mary's	89 73
												269	A	Army	54 51
												314	A	Rhode Island	72 67
												331	H	Wagner	77 60
												336	A	St. Francis (NY)	59 43
LAST 12 Division I GAMES:															
				168	A	Monmouth	75 63	158	A	Saint Francis (PA)	85 73				
				231	H	Mt. St. Mary's	89 73	130	H	LIU Brooklyn	64 74				
				331	H	Wagner	77 60	336	A	St. Francis (NY)	59 43				
				80	A	Sacred Heart	71 34	58	H	Saint Joseph's	54 71				
				225	A	Bryant	84 47	269	A	Army	54 51				
				188	A	Robert Morris	82 74	159	A	American	72 59				

Non-Div I Games:

Quinnipiac

Loss, Non-Conf, S Site, H Home A Away N Neutral

Average RPI Win: 273	WON-LOST	WINNING	LAST 12	STRENGTH OF	OPP. STRENGTH	TEAM	ADJ.	CONF.	ADJ CONF.
Average RPI Loss: 174	RECORD	PCT. RANK	GAMES	SCHEDULE	OF SCHEDULE	RPI	RPI	RPI	RPI
DIV. I ONLY	9- 10	187	5- 7	276	287	223	223	26	26
DIV. I NON-CONF.	4- 5	200	0- 2	303	215	241	241	30	30
TOTALS	RPI 1-25	RPI 26-50	W-L RECORDS	RPI 51-100	RPI 101-150	RPI 150+			
9- 10	0- 0	0- 1	OVERALL	0- 0	1- 4	8- 5			
4- 4	0- 0	0- 0	HOME	0- 0	0- 3	4- 1			
4- 6	0- 0	0- 1	AWAY	0- 0	1- 1	3- 4			
1- 0	0- 0	0- 0	NEUTRAL	0- 0	0- 0	1- 0			
4- 5	0- 0	0- 1	NON-CONFERENCE	0- 0	0- 2	4- 2			
2- 1	0- 0	0- 0	HOME	0- 0	0- 1	2- 0			
1- 4	0- 0	0- 1	AWAY	0- 0	0- 1	1- 2			
1- 0	0- 0	0- 0	NEUTRAL	0- 0	0- 0	1- 0			
5- 5	0- 0	0- 0	CONFERENCE	0- 0	1- 2	4- 3			
2- 3	0- 0	0- 0	HOME	0- 0	0- 2	2- 1			
3- 2	0- 0	0- 0	AWAY	0- 0	1- 0	2- 2			
0- 0	0- 0	0- 0	NEUTRAL	0- 0	0- 0	0- 0			

RPI 1-25			RPI 26-50			RPI 51-100			RPI 101+			Team's RPI: 223
RPI	S	Opponent	Score	RPI	S	Opponent	Score	RPI	S	Opponent	Score	
				40	A	Virginia	43 92					
								108	A	Wake Forest	67 90	
								109	H	Davidson	68 81	
								131	H	Liberty	68 76	
								138	A	High Point	66 61	
								138	H	High Point	65 81	
								209	A	George Washington	59 83	
								211	A	Charleston So.	69 79	
								215	H	Campbell	80 70	
								233	H	Winthrop	64 66	
								265	H	Presbyterian	53 29	
								274	A	Norfolk St.	80 68	
								275	A	Longwood	59 73	
								290	A	Coastal Caro.	56 58	
								297	N	Wofford	63 46	
								302	H	UNC Greensboro	75 67	
								313	H	S.C. Upstate	85 52	
								322	A	Gardner-Webb	63 50	
								329	A	UNC Asheville	72 62	
LAST 12 Division I GAMES:												
				138	A	High Point	66 61	211	A	Charleston So.	69 79	
				329	A	UNC Asheville	72 62	138	H	High Point	65 81	
				322	A	Gardner-Webb	63 50	215	H	Campbell	80 70	
				265	H	Presbyterian	53 29	131	H	Liberty	68 76	
				233	H	Winthrop	64 66	109	H	Davidson	68 81	
				290	A	Coastal Caro.	56 58	40	A	Virginia	43 92	

Non-Div I Games: East. Mennonite 100 42 Winston-Salem 69 46

Radford

■ Loss,
 ■ Non-Conf, S Site,
 ■ Home
 ■ Away
 N Neutral

Rhode Island

Through Games Of Sunday, February 5, 2012

Average RPI Win: 83	WON-LOST	WINNING	LAST 12	STRENGTH OF	OPP. STRENGTH	TEAM	ADJ.	CONF.	ADJ CONF.
Average RPI Loss: 158	RECORD	PCT. RANK	GAMES	SCHEDULE	OF SCHEDULE	RPI	RPI	RPI	RPI
DIV. I ONLY	1- 22	339	0- 12	88	178	314	314	9	9
DIV. I NON-CONF.	1- 14	335	0- 4	42	272	295	295	8	8
TOTALS	RPI 1-25	RPI 26-50	W-L RECORDS	RPI 51-100	RPI 101-150	RPI 150+			
1- 22	0- 1	0- 3	OVERALL	1- 2	0- 3	0- 13			
1- 7	0- 0	0- 0	HOME	1- 1	0- 0	0- 6			
0- 13	0- 1	0- 2	AWAY	0- 1	0- 2	0- 7			
0- 2	0- 0	0- 1	NEUTRAL	0- 0	0- 1	0- 0			
1- 14	0- 1	0- 1	NON-CONFERENCE	1- 2	0- 2	0- 8			
1- 4	0- 0	0- 0	HOME	1- 1	0- 0	0- 3			
0- 8	0- 1	0- 0	AWAY	0- 1	0- 1	0- 5			
0- 2	0- 0	0- 1	NEUTRAL	0- 0	0- 1	0- 0			
0- 8	0- 0	0- 2	CONFERENCE	0- 0	0- 1	0- 5			
0- 3	0- 0	0- 0	HOME	0- 0	0- 0	0- 3			
0- 5	0- 0	0- 2	AWAY	0- 0	0- 1	0- 2			
0- 0	0- 0	0- 0	NEUTRAL	0- 0	0- 0	0- 0			

RPI 1-25				RPI 26-50				RPI 51-100				RPI 101+ Team's RPI: 314			
RPI	S	Opponent	Score	RPI	S	Opponent	Score	RPI	S	Opponent	Score	RPI	S	Opponent	Score
6	A	Delaware	53 89	36	N	James Madison	42 77	57	H	Quinnipiac	67 72	107	A	Charlotte	35 72
				39	A	Richmond	49 68	70	A	Boston U.	44 71	115	N	Fairfield	56 66
				46	A	Dayton	46 97	83	H	Providence	52 43	149	A	Harvard	57 69
												153	A	Lehigh	56 67
												177	A	Brown	54 66
												177	H	Brown	40 53
												192	H	New Hampshire	33 52
												203	A	Fordham	49 69
												205	A	Central Conn. St.	45 50
												209	H	George Washington	42 63
												210	H	Xavier	57 67
												225	A	Bryant	62 75
												229	H	Massachusetts	39 46
												257	A	Saint Louis	55 70
												291	A	Siena	65 73
												316	H	Maine	58 62
LAST 12 Division I GAMES:															
107	A	Charlotte	35 72	229	H	Massachusetts	39 46								
39	A	Richmond	49 68	46	A	Dayton	46 97								
210	H	Xavier	57 67	177	H	Brown	40 53								
257	A	Saint Louis	55 70	36	N	James Madison	42 77								
209	H	George Washington	42 63	153	A	Lehigh	56 67								
203	A	Fordham	49 69	192	H	New Hampshire	33 52								

Non-Div I Games:

Rhode Island

■ Loss,
 ■ Non-Conf,
 ■ S Site,
 ■ H Home
 ■ A Away
 N Neutral

Average RPI Win: 247	WON-LOST	WINNING	LAST 12	STRENGTH OF	OPP. STRENGTH	TEAM	ADJ.	CONF.	ADJ CONF.
Average RPI Loss: 157	RECORD	PCT. RANK	GAMES	SCHEDULE	OF SCHEDULE	RPI	RPI	RPI	RPI
DIV. I ONLY	11- 12	180	6- 6	264	219	216	216	11	11
DIV. I NON-CONF.	6- 7	181	1- 1	312	316	263	263	18	18
TOTALS	RPI 1-25	RPI 26-50	W-L RECORDS	RPI 51-100	RPI 101-150	RPI 150+			
11- 12	0- 0	1- 0	OVERALL	0- 4	0- 2	10- 6			
7- 4	0- 0	1- 0	HOME	0- 2	0- 1	6- 1			
4- 8	0- 0	0- 0	AWAY	0- 2	0- 1	4- 5			
0- 0	0- 0	0- 0	NEUTRAL	0- 0	0- 0	0- 0			
6- 7	0- 0	0- 0	NON-CONFERENCE	0- 2	0- 2	6- 3			
3- 3	0- 0	0- 0	HOME	0- 1	0- 1	3- 1			
3- 4	0- 0	0- 0	AWAY	0- 1	0- 1	3- 2			
0- 0	0- 0	0- 0	NEUTRAL	0- 0	0- 0	0- 0			
5- 5	0- 0	1- 0	CONFERENCE	0- 2	0- 0	4- 3			
4- 1	0- 0	1- 0	HOME	0- 1	0- 0	3- 0			
1- 4	0- 0	0- 0	AWAY	0- 1	0- 0	1- 3			
0- 0	0- 0	0- 0	NEUTRAL	0- 0	0- 0	0- 0			

RPI 1-25			RPI 26-50			RPI 51-100			RPI 101+ Team's RPI: 216		
RPI	S	Opponent	Score	RPI	S	Opponent	Score	RPI	S	Opponent	Score
				41	H	Tulane	67 49	54	A	Oklahoma St.	60 96
								62	H	Oregon St.	57 63
								65	H	UTEP	41 45
								86	A	UAB	45 60
								144	H	UALR	47 67
								145	A	Stephen F. Austin	64 68
								169	H	SMU	56 54
								174	A	Lamar	54 61
								176	A	UCF	63 65
								180	A	Marshall	57 65
								182	A	Tulsa	42 69
								212	H	Texas St.	73 66
								236	H	Southern Miss.	72 43
								249	H	East Carolina	66 44
								251	H	Alcorn St.	74 57
								284	A	Valparaiso	54 46
								285	A	UTSA	71 46
								304	A	Prairie View	58 61
								317	H	A&M-Corpus Christi	61 64
								321	A	Houston	58 50
								326	A	Chicago St.	77 50
								341	H	Houston Baptist	75 42
LAST 12 Division I GAMES:											
65	H	UTEP	41 45	182	A	Tulsa	42 69				
180	A	Marshall	57 65	41	H	Tulane	67 49				
321	A	Houston	58 50	169	H	SMU	56 54				
249	H	East Carolina	66 44	86	A	UAB	45 60				
236	H	Southern Miss.	72 43	174	A	Lamar	54 61				
176	A	UCF	63 65	285	A	UTSA	71 46				

Non-Div I Games:

Rice

■ Loss,
 ■ Non-Conf,
 ■ S Site,
 ■ H Home
 ■ A Away
 N Neutral

Average RPI Win:	167	WON-LOST	WINNING	LAST 12	STRENGTH OF	OPP. STRENGTH	TEAM	ADJ.	CONF.	ADJ CONF.
Average RPI Loss:	45	RECORD	PCT. RANK	GAMES	SCHEDULE	OF SCHEDULE	RPI	RPI	RPI	RPI
DIV. I ONLY	18- 5	26	9- 3	78	96	39	39	9	9	
DIV. I NON-CONF.	12- 2	20	3- 0	48	110	27	27	8	8	
TOTALS	RPI 1-25	RPI 26-50	W-L RECORDS	RPI 51-100	RPI 101-150	RPI 150+				
18- 5	0- 1	1- 3	OVERALL	5- 1	2- 0	10- 0				
10- 2	0- 0	0- 2	HOME	3- 0	2- 0	5- 0				
7- 3	0- 1	0- 1	AWAY	2- 1	0- 0	5- 0				
1- 0	0- 0	1- 0	NEUTRAL	0- 0	0- 0	0- 0				
12- 2	0- 0	1- 1	NON-CONFERENCE	4- 1	1- 0	6- 0				
6- 1	0- 0	0- 1	HOME	2- 0	1- 0	3- 0				
5- 1	0- 0	0- 0	AWAY	2- 1	0- 0	3- 0				
1- 0	0- 0	1- 0	NEUTRAL	0- 0	0- 0	0- 0				
6- 3	0- 1	0- 2	CONFERENCE	1- 0	1- 0	4- 0				
4- 1	0- 0	0- 1	HOME	1- 0	1- 0	2- 0				
2- 2	0- 1	0- 1	AWAY	0- 0	0- 0	2- 0				
0- 0	0- 0	0- 0	NEUTRAL	0- 0	0- 0	0- 0				

RPI 1-25				RPI 26-50				Team's RPI: 39	RPI 51-100				RPI 101+			
RPI	S	Opponent	Score	RPI	S	Opponent	Score		RPI	S	Opponent	Score	RPI	S	Opponent	Score
20	A	St. Bonaventure	59 75	36	N	James Madison	74 66		58	H	Saint Joseph's	78 59	131	H	Liberty	66 54
				40	H	Virginia	56 69		69	A	North Carolina St.	72 58	134	H	La Salle	74 70
				43	H	Temple	55 56		70	H	Boston U.	72 60	153	A	Lehigh	71 49
				46	A	Dayton	78 81		76	A	Fla. Gulf Coast	67 81	191	H	William & Mary	77 57
									81	A	VCU	78 77	197	A	Old Dominion	78 63
									88	H	Hartford	69 56	209	H	George Washington	74 57
													222	A	Navy	56 39
													229	A	Massachusetts	73 54
													257	A	Saint Louis	63 45
													272	H	East Tenn. St.	66 39
													302	H	UNC Greensboro	75 60
													314	H	Rhode Island	68 49
LAST 12 Division I GAMES:																
				58	H	Saint Joseph's	78 59		229	A	Massachusetts	73 54				
				314	H	Rhode Island	68 49		209	H	George Washington	74 57				
				257	A	Saint Louis	63 45		43	H	Temple	55 56				
				46	A	Dayton	78 81		153	A	Lehigh	71 49				
				134	H	La Salle	74 70		36	N	James Madison	74 66				
				20	A	St. Bonaventure	59 75		88	H	Hartford	69 56				

Non-Div I Games:

Richmond

■ Loss,
 ■ Non-Conf,
 S Site,
 ■ Home
 ■ Away
 N Neutral

Rider

Through Games Of Sunday, February 5, 2012

Average RPI Win:	276	WON-LOST	WINNING	LAST 12	STRENGTH OF	OPP. STRENGTH	TEAM	ADJ.	CONF.	ADJ CONF.
Average RPI Loss:	165	RECORD	PCT. RANK	GAMES	SCHEDULE	OF SCHEDULE	RPI	RPI	RPI	RPI
DIV. I ONLY	10- 13	210	2- 10	308	256	250	250	23	23	
DIV. I NON-CONF.	8- 3	73	0- 0	316	306	268	268	21	21	
TOTALS	RPI 1-25	RPI 26-50	W-L RECORDS	RPI 51-100	RPI 101-150	RPI 150+				
10- 13	0- 2	0- 2	OVERALL	0- 0	0- 1	10- 8				
6- 4	0- 1	0- 1	HOME	0- 0	0- 0	6- 2				
4- 9	0- 1	0- 1	AWAY	0- 0	0- 1	4- 6				
0- 0	0- 0	0- 0	NEUTRAL	0- 0	0- 0	0- 0				
8- 3	0- 2	0- 0	NON-CONFERENCE	0- 0	0- 0	8- 1				
4- 1	0- 1	0- 0	HOME	0- 0	0- 0	4- 0				
4- 2	0- 1	0- 0	AWAY	0- 0	0- 0	4- 1				
0- 0	0- 0	0- 0	NEUTRAL	0- 0	0- 0	0- 0				
2- 10	0- 0	0- 2	CONFERENCE	0- 0	0- 1	2- 7				
2- 3	0- 0	0- 1	HOME	0- 0	0- 0	2- 2				
0- 7	0- 0	0- 1	AWAY	0- 0	0- 1	0- 5				
0- 0	0- 0	0- 0	NEUTRAL	0- 0	0- 0	0- 0				

RPI	S	Opponent	Score	RPI	S	Opponent	Score	RPI	S	Opponent	Score	RPI	S	Opponent	Score
24	A	Georgetown	51 58	49	A	Marist	54 76					115	A	Fairfield	35 51
25	H	Princeton	55 75	49	H	Marist	56 82					173	A	Manhattan	45 59
												196	A	Iona	50 64
												198	A	Canisius	54 60
												201	A	Loyola Maryland	57 71
												201	H	Loyola Maryland	67 61
												230	A	Penn	57 66
												231	A	Mt. St. Mary's	53 44
												234	A	Binghamton	66 56
												247	H	Fairleigh Dickinson	69 68
												267	A	Niagara	53 69
												267	H	Niagara	60 53
												273	H	Lafayette	64 56
												291	H	Siena	56 67
												305	H	Stony Brook	53 41
												327	H	Saint Peter's	54 65
												328	A	NJIT	60 50
												336	A	St. Francis (NY)	68 48
												340	H	Bucknell	63 43
LAST 12 Division I GAMES:															
201	A	Loyola Maryland	57 71	327	H	Saint Peter's	54 65								
115	A	Fairfield	35 51	196	A	Iona	50 64								
198	A	Canisius	54 60	201	H	Loyola Maryland	67 61								
267	A	Niagara	53 69	49	H	Marist	56 82								
291	H	Siena	56 67	267	H	Niagara	60 53								
49	A	Marist	54 76	173	A	Manhattan	45 59								

Non-Div I Games:

Rider

Loss, Non-Conf, S Site, H Home A Away N Neutral

Robert Morris

Through Games Of Sunday, February 5, 2012

Average RPI Win:	221	WON-LOST	WINNING	LAST 12	STRENGTH OF	OPP. STRENGTH	TEAM	ADJ.	CONF.	ADJ CONF.
Average RPI Loss:	180	RECORD	PCT. RANK	GAMES	SCHEDULE	OF SCHEDULE	RPI	RPI	RPI	RPI
DIV. I ONLY	12- 10	143	5- 7	226	288	188	188	20	20	
DIV. I NON-CONF.	6- 5	141	1- 2	283	259	216	216	27	27	
TOTALS	RPI 1-25	RPI 26-50	W-L RECORDS	RPI 51-100	RPI 101-150	RPI 150+				
12- 10	0- 0	0- 0	OVERALL	0- 4	2- 0	10- 6				
7- 4	0- 0	0- 0	HOME	0- 3	2- 0	5- 1				
3- 6	0- 0	0- 0	AWAY	0- 1	0- 0	3- 5				
2- 0	0- 0	0- 0	NEUTRAL	0- 0	0- 0	2- 0				
6- 5	0- 0	0- 0	NON-CONFERENCE	0- 2	1- 0	5- 3				
4- 1	0- 0	0- 0	HOME	0- 1	1- 0	3- 0				
0- 4	0- 0	0- 0	AWAY	0- 1	0- 0	0- 3				
2- 0	0- 0	0- 0	NEUTRAL	0- 0	0- 0	2- 0				
6- 5	0- 0	0- 0	CONFERENCE	0- 2	1- 0	5- 3				
3- 3	0- 0	0- 0	HOME	0- 2	1- 0	2- 1				
3- 2	0- 0	0- 0	AWAY	0- 0	0- 0	3- 2				
0- 0	0- 0	0- 0	NEUTRAL	0- 0	0- 0	3- 0				

RPI 1-25				RPI 26-50				RPI 51-100				RPI 101+				Team's RPI: 188	
RPI	S	Opponent	Score	RPI	S	Opponent	Score	RPI	S	Opponent	Score	RPI	S	Opponent	Score		
								57	H	Quinnipiac	74	82	130	H	LIU Brooklyn	63	57
								78	A	Duquesne	63	66	135	H	Coppin St.	62	47
								80	H	Sacred Heart	64	71	153	A	Lehigh	54	68
								84	H	Miami (OH)	50	61	154	H	Central Mich.	64	55
													168	A	Monmouth	66	75
													168	H	Monmouth	57	54
													194	H	Akron	85	78
													200	N	Elon	69	65
													205	A	Central Conn. St.	86	72
													225	A	Bryant	71	75
													247	A	Fairleigh Dickinson	73	49
													247	H	Fairleigh Dickinson	79	50
													300	H	Kent St.	78	44
													305	A	Stony Brook	40	42
													312	A	Morehead St.	69	75
													331	A	Wagner	55	38
													336	H	St. Francis (NY)	62	70
													337	N	Delaware St.	75	67
LAST 12 Division I GAMES:																	
				331	A	Wagner	55	38	80	H	Sacred Heart	64	71				
				130	H	LIU Brooklyn	63	57	225	A	Bryant	71	75				
				336	H	St. Francis (NY)	62	70	205	A	Central Conn. St.	86	72				
				247	A	Fairleigh Dickinson	73	49	84	H	Miami (OH)	50	61				
				168	A	Monmouth	66	75	78	A	Duquesne	63	66				
				57	H	Quinnipiac	74	82	194	H	Akron	85	78				

Non-Div I Games:

Robert Morris

■ Loss,
 ■ Non-Conf,
 ■ S Site,
 ■ H Home
 ■ A Away
 N Neutral

REGULAR SEASON				THROUGH GAMES OF SUNDAY, FEBRUARY 3, 1913						
Average RPI Win:	105	WON-LOST	WINNING	LAST 12	STRENGTH OF	OPP. STRENGTH	TEAM	ADJ.	CONF.	ADJ CONF.
Average RPI Loss:	14	RECORD	PCT. RANK	GAMES	SCHEDULE	OF SCHEDULE	RPI	RPI	RPI	RPI
DIV. I ONLY	17- 6	47	8- 4	7	5	10	10	2	2	
DIV. I NON-CONF.	11- 2	24	2- 0	26	9	18	18	1	1	

TOTALS	RPI 1-25	RPI 26-50		W-L RECORDS		RPI 51-100	RPI 101-150	RPI 150+		
17- 6	3- 5	3- 1		OVERALL		2- 0	3- 0	6- 0		
10- 2	2- 2	2- 0		HOME		1- 0	1- 0	4- 0		
4- 4	0- 3	0- 1		AWAY		0- 0	2- 0	2- 0		
3- 0	1- 0	1- 0		NEUTRAL		1- 0	0- 0	0- 0		
11- 2	1- 2	3- 0		NON-CONFERENCE		1- 0	1- 0	5- 0		
6- 1	0- 1	2- 0		HOME		0- 0	0- 0	4- 0		
2- 1	0- 1	0- 0		AWAY		0- 0	1- 0	1- 0		
3- 0	1- 0	1- 0		NEUTRAL		1- 0	0- 0	0- 0		
6- 4	2- 3	0- 1		CONFERENCE		1- 0	2- 0	1- 0		
4- 1	2- 1	0- 0		HOME		1- 0	1- 0	0- 0		
2- 3	0- 2	0- 1		AWAY		0- 0	1- 0	1- 0		
0- 0	0- 0	0- 0		NEUTRAL		0- 0	0- 0	0- 0		

RPI	S	Opponent	Score	RPI	S	Opponent	Score	RPI	S	Opponent	Score	RPI	S	Opponent	Score
2	A	Connecticut	34 66	30	H	California	73 70	59	N	Arizona St.	59 52	110	A	South Fla.	72 66
3	H	Notre Dame	41 71	32	N	Florida	63 49	89	H	Cincinnati	58 47	112	H	Syracuse	55 44
5	H	Tennessee	61 67	35	A	St. John's (NY)	57 62					134	A	La Salle	61 48
14	A	Miami (FL)	81 92	43	H	Temple	71 50					153	H	Lehigh	68 40
15	N	Georgia Tech	59 40									165	A	Pittsburgh	63 39
19	H	Louisville	71 68									196	H	Iona	62 29
21	H	DePaul	65 64									199	H	Boston College	74 58
24	A	Georgetown	36 54									203	H	Fordham	68 48
												209	A	George Washington	75 54
LAST 12 Division I GAMES:															
2	A	Connecticut	34 66	19	H	Louisville	71 68								
3	H	Notre Dame	41 71	165	A	Pittsburgh	63 39								
24	A	Georgetown	36 54	89	H	Cincinnati	58 47								
21	H	DePaul	65 64	112	H	Syracuse	55 44								
110	A	South Fla.	72 66	209	A	George Washington	75 54								
35	A	St. John's (NY)	57 62	196	H	Iona	62 29								

Non-Div I Games:

Rutgers

■ Loss,
 ■ Non-Conf, S Site,
 ■ Home
 ■ Away
 N Neutral

S.C. Upstate

Through Games Of Sunday, February 5, 2012

Average RPI Win:	301	WON-LOST	WINNING	LAST 12	STRENGTH OF	OPP. STRENGTH	TEAM	ADJ.	CONF.	ADJ CONF.
Average RPI Loss:	196	RECORD	PCT. RANK	GAMES	SCHEDULE	OF SCHEDULE	RPI	RPI	RPI	RPI
DIV. I ONLY	6- 16	283	5- 7	301	305	313	313	30	30	
DIV. I NON-CONF.	1- 9	322	0- 2	174	247	262	262	28	28	
TOTALS	RPI 1-25	RPI 26-50	W-L RECORDS	RPI 51-100	RPI 101-150	RPI 150+				
6- 16	0- 1	0- 1	OVERALL	0- 2	0- 2	6- 10				
4- 4	0- 0	0- 0	HOME	0- 0	0- 0	4- 4				
2- 12	0- 1	0- 1	AWAY	0- 2	0- 2	2- 6				
0- 0	0- 0	0- 0	NEUTRAL	0- 0	0- 0	0- 0				
1- 9	0- 1	0- 1	NON-CONFERENCE	0- 1	0- 1	1- 5				
0- 3	0- 0	0- 0	HOME	0- 0	0- 0	0- 3				
1- 6	0- 1	0- 1	AWAY	0- 1	0- 1	1- 2				
0- 0	0- 0	0- 0	NEUTRAL	0- 0	0- 0	0- 0				
5- 7	0- 0	0- 0	CONFERENCE	0- 1	0- 1	5- 5				
4- 1	0- 0	0- 0	HOME	0- 0	0- 0	4- 1				
1- 6	0- 0	0- 0	AWAY	0- 1	0- 1	1- 4				
0- 0	0- 0	0- 0	NEUTRAL	0- 0	0- 0	0- 0				

RPI 1-25				RPI 26-50				RPI 51-100				RPI 101+ Team's RPI: 313			
RPI	S	Opponent	Score	RPI	S	Opponent	Score	RPI	S	Opponent	Score	RPI	S	Opponent	Score
8	A	Duke	35 93	29	A	Vanderbilt	42 88	76	A	Fla. Gulf Coast	53 77	101	A	North Carolina	34 91
								99	A	Auburn	34 75	136	A	Stetson	54 69
												223	A	Radford	52 85
												245	A	Kennesaw St.	45 54
												245	H	Kennesaw St.	63 74
												263	H	Western Caro.	58 63
												265	H	Presbyterian	64 72
												268	H	Belmont	61 51
												272	A	East Tenn. St.	64 67
												272	H	East Tenn. St.	74 68
												274	H	Norfolk St.	81 94
												283	A	North Florida	58 57
												290	A	Coastal Caro.	56 61
												293	A	Jacksonville	72 80
												319	A	Mercer	71 87
												319	H	Mercer	77 56
												329	A	UNC Asheville	73 66
												335	H	Lipscomb	73 66
LAST 12 Division I GAMES:															
319	A	Mercer	71 87	293	A	Jacksonville	72 80								
245	A	Kennesaw St.	45 54	319	H	Mercer	77 56								
272	H	East Tenn. St.	74 68	245	H	Kennesaw St.	63 74								
268	H	Belmont	61 51	272	A	East Tenn. St.	64 67								
335	H	Lipscomb	73 66	263	H	Western Caro.	58 63								
283	A	North Florida	58 57	290	A	Coastal Caro.	56 61								

Non-Div I Games: North Greenville 57 75

S.C. Upstate

Loss, Non-Conf, S Site, H Home A Away N Neutral

Average RPI Win:	272	WON-LOST	WINNING	LAST 12	STRENGTH OF	OPP. STRENGTH	TEAM	ADJ.	CONF.	ADJ CONF.
Average RPI Loss:	142	RECORD	PCT. RANK	GAMES	SCHEDULE	OF SCHEDULE	RPI	RPI	RPI	RPI
DIV. I ONLY	14- 8	96	9- 3	319	269	187	187	31	31	
DIV. I NON-CONF.	6- 5	141	1- 0	269	90	145	145	29	29	
TOTALS	RPI 1-25	RPI 26-50	W-L RECORDS	RPI 51-100	RPI 101-150	RPI 150+				
14- 8	0- 2	0- 0	OVERALL	0- 0	1- 4	13- 2				
7- 3	0- 0	0- 0	HOME	0- 0	1- 2	6- 1				
6- 4	0- 1	0- 0	AWAY	0- 0	0- 2	6- 1				
1- 1	0- 1	0- 0	NEUTRAL	0- 0	0- 0	1- 0				
6- 5	0- 2	0- 0	NON-CONFERENCE	0- 0	1- 2	5- 1				
3- 1	0- 0	0- 0	HOME	0- 0	1- 1	2- 0				
2- 3	0- 1	0- 0	AWAY	0- 0	0- 1	2- 1				
1- 1	0- 1	0- 0	NEUTRAL	0- 0	0- 0	1- 0				
8- 3	0- 0	0- 0	CONFERENCE	0- 0	0- 2	8- 1				
4- 2	0- 0	0- 0	HOME	0- 0	0- 1	4- 1				
4- 1	0- 0	0- 0	AWAY	0- 0	0- 1	4- 0				
0- 0	0- 0	0- 0	NEUTRAL	0- 0	0- 0	0- 0				

RPI 1-25				RPI 26-50				RPI 51-100				RPI 101+ Team's RPI: 187			
RPI	S	Opponent	Score	RPI	S	Opponent	Score	RPI	S	Opponent	Score	RPI	S	Opponent	Score
15	N	Georgia Tech	38 80									113	A	Pacific	68 78
21	A	DePaul	65 75									118	H	Eastern Ill.	70 73
												128	A	UT Martin	59 91
												141	H	Ill.-Chicago	63 57
												148	H	Bradley	60 66
												217	N	Georgia St.	63 49
												254	H	Ball St.	68 56
												259	A	Southern Ill.	70 60
												266	A	Tennessee Tech	64 62
												266	H	Tennessee Tech	62 54
												270	A	Tennessee St.	60 50
												271	H	Eastern Ky.	64 53
												284	H	Valparaiso	67 64
												286	H	Austin Peay	72 61
												294	A	Sacramento St.	66 80
												299	H	Murray St.	59 67
												301	A	IPFW	72 57
												318	A	Southeast Mo. St.	58 43
												339	A	Jacksonville St.	78 57
												339	H	Jacksonville St.	79 39
LAST 12 Division I GAMES:															
271	H	Eastern Ky.	64 53	270	A	Tennessee St.	60 50								
266	A	Tennessee Tech	64 62	118	H	Eastern Ill.	70 73								
339	A	Jacksonville St.	78 57	128	A	UT Martin	59 91								
286	H	Austin Peay	72 61	266	H	Tennessee Tech	62 54								
299	H	Murray St.	59 67	339	H	Jacksonville St.	79 39								
318	A	Southeast Mo. St.	58 43	217	N	Georgia St.	63 49								

Non-Div I Games:

SIU Edwardsville

■ Loss,
 ■ Non-Conf,
 ■ S Site,
 ■ Home
 ■ A Away
 N Neutral

SMU

S
M
U

SMU

Page 238

Sacramento St.

Through Games Of Sunday, February 5, 2012

Average RPI Win: 260	WON-LOST	WINNING	LAST 12	STRENGTH OF	OPP. STRENGTH	TEAM	ADJ.	CONF.	ADJ CONF.
Average RPI Loss: 157	RECORD	PCT. RANK	GAMES	SCHEDULE	OF SCHEDULE	RPI	RPI	RPI	RPI
DIV. I ONLY	7- 16	269	3- 9	257	173	294	294	14	14
DIV. I NON-CONF.	4- 8	240	0- 1	216	223	287	287	12	12
TOTALS	RPI 1-25	RPI 26-50	W-L RECORDS	RPI 51-100	RPI 101-150	RPI 150+			
7- 16	0- 1	0- 1	OVERALL	0- 1	1- 4	6- 9			
6- 6	0- 0	0- 0	HOME	0- 0	1- 2	5- 4			
1- 10	0- 1	0- 1	AWAY	0- 1	0- 2	1- 5			
0- 0	0- 0	0- 0	NEUTRAL	0- 0	0- 0	0- 0			
4- 8	0- 1	0- 1	NON-CONFERENCE	0- 0	1- 1	3- 5			
4- 2	0- 0	0- 0	HOME	0- 0	1- 0	3- 2			
0- 6	0- 1	0- 1	AWAY	0- 0	0- 1	0- 3			
0- 0	0- 0	0- 0	NEUTRAL	0- 0	0- 0	0- 0			
3- 8	0- 0	0- 0	CONFERENCE	0- 1	0- 3	3- 4			
2- 4	0- 0	0- 0	HOME	0- 0	0- 2	2- 2			
1- 4	0- 0	0- 0	AWAY	0- 1	0- 1	1- 2			
0- 0	0- 0	0- 0	NEUTRAL	0- 0	0- 0	0- 0			

RPI 1-25				RPI 26-50				RPI 51-100				RPI 101+ Team's RPI: 294			
RPI	S	Opponent	Score	RPI	S	Opponent	Score	RPI	S	Opponent	Score	RPI	S	Opponent	Score
17	A	Oklahoma	55 117	30	A	California	61 85	66	A	Idaho St.	57 78	102	A	UC Davis	57 68
												117	A	Eastern Wash.	62 78
												117	H	Eastern Wash.	84 90
												118	H	Eastern Ill.	89 85
												127	H	Montana St.	71 76
												156	A	Northern Colo.	58 68
												156	H	Northern Colo.	56 64
												161	H	Montana	79 88
												187	H	SIU Edwardsville	80 66
												190	H	Santa Clara	76 96
												224	A	Loyola Marymount	73 86
												244	A	UC Irvine	75 81
												252	H	Cal St. Fullerton	64 81
												277	H	Long Beach St.	74 67
												278	A	San Francisco	71 86
												281	A	Northern Ariz.	56 94
												281	H	Northern Ariz.	91 85
												296	H	CSU Bakersfield	87 84
												332	A	Weber St.	83 68
												332	H	Weber St.	78 60
LAST 12 Division I GAMES:															
117	H	Eastern Wash.	84 90	66	A	Idaho St.	57 78	117	A	Eastern Wash.	62 78				
156	H	Northern Colo.	56 64	156	A	Northern Colo.	58 68	332	H	Weber St.	78 60				
281	A	Northern Ariz.	56 94	281	H	Northern Ariz.	91 85	190	H	Santa Clara	76 96				
332	A	Weber St.	83 68												
161	H	Montana	79 88												
127	H	Montana St.	71 76												

Non-Div I Games: Fresno Pacific 98 87

Sacramento St.

■ Loss,
 ■ Non-Conf,
 ■ S Site,
 ■ Home
 ■ A Away
 N Neutral

Sacred Heart

Through Games Of Sunday, February 5, 2012

Average RPI Win:	235	WON-LOST	WINNING	LAST 12	STRENGTH OF	OPP. STRENGTH	TEAM	ADJ.	CONF.	ADJ CONF.
Average RPI Loss:	84	RECORD	PCT. RANK	GAMES	SCHEDULE	OF SCHEDULE	RPI	RPI	RPI	RPI
DIV. I ONLY	17- 5	33	8- 4	237	196	80	80	20	20	
DIV. I NON-CONF.	7- 4	98	0- 3	288	206	103	103	27	27	
TOTALS	RPI 1-25	RPI 26-50	W-L RECORDS	RPI 51-100	RPI 101-150	RPI 150+				
17- 5	0- 1	0- 0	OVERALL	1- 2	1- 1	15- 1				
9- 1	0- 0	0- 0	HOME	0- 1	1- 0	8- 0				
8- 4	0- 1	0- 0	AWAY	1- 1	0- 1	7- 1				
0- 0	0- 0	0- 0	NEUTRAL	0- 0	0- 0	0- 0				
7- 4	0- 1	0- 0	NON-CONFERENCE	0- 1	0- 1	7- 1				
4- 0	0- 0	0- 0	HOME	0- 0	0- 0	4- 0				
3- 4	0- 1	0- 0	AWAY	0- 1	0- 1	3- 1				
0- 0	0- 0	0- 0	NEUTRAL	0- 0	0- 0	0- 0				
10- 1	0- 0	0- 0	CONFERENCE	1- 1	1- 0	8- 0				
5- 1	0- 0	0- 0	HOME	0- 1	1- 0	4- 0				
5- 0	0- 0	0- 0	AWAY	1- 0	0- 0	4- 0				
0- 0	0- 0	0- 0	NEUTRAL	0- 0	0- 0	0- 0				

RPI 1-25				RPI 26-50				RPI 51-100 Team's RPI: 80				RPI 101+			
RPI	S	Opponent	Score	RPI	S	Opponent	Score	RPI	S	Opponent	Score	RPI	S	Opponent	Score
20	A	St. Bonaventure	63 67					57	A	Quinnipiac	74 65	114	A	Albany (NY)	54 64
								57	H	Quinnipiac	34 71	130	H	LIU Brooklyn	74 59
								58	A	Saint Joseph's	54 63	153	H	Lehigh	68 51
												158	A	Saint Francis (PA)	85 56
												173	A	Manhattan	50 62
												186	H	Cal Poly	89 69
												188	A	Robert Morris	71 64
												205	A	Central Conn. St.	53 40
												205	H	Central Conn. St.	63 57
												231	H	Mt. St. Mary's	72 54
												247	A	Fairleigh Dickinson	62 47
												291	A	Siena	62 45
												305	H	Stony Brook	55 33
												309	A	Colgate	78 51
												327	A	Saint Peter's	80 55
												331	H	Wagner	67 57
												336	H	St. Francis (NY)	62 33
												338	H	Columbia	60 42
LAST 12 Division I GAMES:															
247	A	Fairleigh Dickinson	62 47	188	A	Robert Morris	71 64								
331	H	Wagner	67 57	336	H	St. Francis (NY)	62 33								
231	H	Mt. St. Mary's	72 54	130	H	LIU Brooklyn	74 59								
57	H	Quinnipiac	34 71	20	A	St. Bonaventure	63 67								
205	H	Central Conn. St.	63 57	173	A	Manhattan	50 62								
158	A	Saint Francis (PA)	85 56	114	A	Albany (NY)	54 64								

Non-Div I Games:

Sacred Heart

 Loss,
 Non-Conf,
 S Site,
 H Home
 A Away
N Neutral

Saint Francis (PA)

Through Games Of Sunday, February 5, 2012

Average RPI Win:	223	WON-LOST	WINNING	LAST 12	STRENGTH OF	OPP. STRENGTH	TEAM	ADJ.	CONF.	ADJ CONF.
Average RPI Loss:	121	RECORD	PCT. RANK	GAMES	SCHEDULE	OF SCHEDULE	RPI	RPI	RPI	RPI
DIV. I ONLY	10- 12	194	5- 7	121	192	158	158	20	20	
DIV. I NON-CONF.	3- 8	268	0- 3	155	80	158	158	27	27	
TOTALS	RPI 1-25	RPI 26-50	W-L RECORDS	RPI 51-100	RPI 101-150	RPI 150+				
10- 12	0- 0	0- 1	OVERALL	0- 5	2- 1	8- 5				
5- 4	0- 0	0- 0	HOME	0- 4	1- 0	4- 0				
5- 7	0- 0	0- 1	AWAY	0- 1	1- 1	4- 4				
0- 1	0- 0	0- 0	NEUTRAL	0- 0	0- 0	0- 1				
3- 8	0- 0	0- 1	NON-CONFERENCE	0- 3	1- 1	2- 3				
1- 2	0- 0	0- 0	HOME	0- 2	0- 0	1- 0				
2- 5	0- 0	0- 1	AWAY	0- 1	1- 1	1- 2				
0- 1	0- 0	0- 0	NEUTRAL	0- 0	0- 0	0- 1				
7- 4	0- 0	0- 0	CONFERENCE	0- 2	1- 0	6- 2				
4- 2	0- 0	0- 0	HOME	0- 2	1- 0	3- 0				
3- 2	0- 0	0- 0	AWAY	0- 0	0- 0	3- 2				
0- 0	0- 0	0- 0	NEUTRAL	0- 0	0- 0	0- 0				

RPI	S	Opponent	Score	RPI	S	Opponent	Score	RPI	S	Opponent	Score	RPI	S	Opponent	Score	Team's RPI: 158
26	A	Gonzaga	50	92	57	H	Quinnipiac	73	85	112	A	Syracuse	45	88		
					58	A	Saint Joseph's	53	83	130	H	LIU Brooklyn	67	59		
					77	H	Towson	53	59	135	A	Coppin St.	69	67		
					78	H	Duquesne	70	74	152	A	Seattle	70	74		
					80	H	Sacred Heart	56	85	165	A	Pittsburgh	50	78		
										168	A	Monmouth	45	66		
										168	H	Monmouth	82	69		
										194	A	Akron	80	79		
										205	A	Central Conn. St.	57	47		
										225	A	Bryant	52	57		
										231	A	Mt. St. Mary's	59	51		
										247	A	Fairleigh Dickinson	60	58		
										247	H	Fairleigh Dickinson	69	56		
										257	N	Saint Louis	63	66		
										336	H	St. Francis (NY)	60	51		
										340	H	Bucknell	70	53		
LAST 12 Division I GAMES:																
231	A	Mt. St. Mary's	59	51	57	H	Quinnipiac	73	85							
336	H	St. Francis (NY)	60	51	205	A	Central Conn. St.	57	47							
130	H	LIU Brooklyn	67	59	225	A	Bryant	52	57							
168	A	Monmouth	45	66	26	A	Gonzaga	50	92							
247	A	Fairleigh Dickinson	60	58	257	N	Saint Louis	63	66							
80	H	Sacred Heart	56	85	152	A	Seattle	70	74							

Non-Div I Games:

Saint Francis (PA)

■ Loss,
 ■ Non-Conf,
 ■ S Site,
 ■ H Home
 ■ A Away
 N Neutral

Saint Joseph's

Through Games Of Sunday, February 5, 2012

Average RPI Win:	165	WON-LOST	WINNING	LAST 12	STRENGTH OF	OPP. STRENGTH	TEAM	ADJ.	CONF.	ADJ CONF.
Average RPI Loss:	57	RECORD	PCT. RANK	GAMES	SCHEDULE	OF SCHEDULE	RPI	RPI	RPI	RPI
DIV. I ONLY	14- 8	96	8- 4	62	70	58	58	9	9	
DIV. I NON-CONF.	10- 4	81	4- 0	80	42	68	68	8	8	
TOTALS	RPI 1-25	RPI 26-50	W-L RECORDS	RPI 51-100	RPI 101-150	RPI 150+				
14- 8	0- 4	0- 3	OVERALL	5- 0	0- 0	9- 1				
9- 2	0- 0	0- 2	HOME	4- 0	0- 0	5- 0				
4- 6	0- 4	0- 1	AWAY	1- 0	0- 0	3- 1				
1- 0	0- 0	0- 0	NEUTRAL	0- 0	0- 0	1- 0				
10- 4	0- 3	0- 0	NON-CONFERENCE	4- 0	0- 0	6- 1				
7- 0	0- 0	0- 0	HOME	3- 0	0- 0	4- 0				
2- 4	0- 3	0- 0	AWAY	1- 0	0- 0	1- 1				
1- 0	0- 0	0- 0	NEUTRAL	0- 0	0- 0	1- 0				
4- 4	0- 1	0- 3	CONFERENCE	1- 0	0- 0	3- 0				
2- 2	0- 0	0- 2	HOME	1- 0	0- 0	1- 0				
2- 2	0- 1	0- 1	AWAY	0- 0	0- 0	2- 0				
0- 0	0- 0	0- 0	NEUTRAL	0- 0	0- 0	0- 0				

RPI 1-25				RPI 26-50				RPI 51-100 Team's RPI: 58				RPI 101+			
RPI	S	Opponent	Score	RPI	S	Opponent	Score	RPI	S	Opponent	Score	RPI	S	Opponent	Score
12	A	Maryland	71 94	39	A	Richmond	59 78	51	H	UCLA	64 60	153	H	Lehigh	66 48
16	A	Villanova	46 52	43	H	Temple	70 80	57	A	Quinnipiac	71 54	158	H	Saint Francis (PA)	83 53
20	A	St. Bonaventure	61 68	46	H	Dayton	51 65	78	H	Duquesne	72 51	199	H	Boston College	74 57
25	A	Princeton	62 79					80	H	Sacred Heart	63 54	203	H	Fordham	57 46
								93	H	Drexel	59 50	210	A	Xavier	70 67
												229	A	Massachusetts	86 58
												230	H	Penn	42 34
												256	A	Vermont	67 80
												273	A	Lafayette	65 57
												289	N	Dartmouth	85 48
LAST 12 Division I GAMES:															
39	A	Richmond	59 78	230	H	Penn	42 34								
43	H	Temple	70 80	46	H	Dayton	51 65								
78	H	Duquesne	72 51	229	A	Massachusetts	86 58								
20	A	St. Bonaventure	61 68	57	A	Quinnipiac	71 54								
210	A	Xavier	70 67	199	H	Boston College	74 57								
203	H	Fordham	57 46	51	H	UCLA	64 60								

Non-Div I Games:

Saint Joseph's

■ Loss,
■ Non-Conf,
■ S Site,
■ H Home
■ A Away
N Neutral

Saint Louis

Through Games Of Sunday, February 5, 2012

Average RPI Win: 225	WON-LOST	WINNING	LAST 12	STRENGTH OF	OPP. STRENGTH	TEAM	ADJ.	CONF.	ADJ CONF.
Average RPI Loss: 132	RECORD	PCT. RANK	GAMES	SCHEDULE	OF SCHEDULE	RPI	RPI	RPI	RPI
DIV. I ONLY	6- 15	277	3- 8	155	131	257	257	9	9
DIV. I NON-CONF.	4- 9	256	1- 2	176	227	271	271	8	8
TOTALS	RPI 1-25	RPI 26-50	W-L RECORDS	RPI 51-100	RPI 101-150	RPI 150+			
6- 15	0- 1	0- 1	OVERALL	1- 2	0- 8	5- 3			
4- 6	0- 0	0- 1	HOME	1- 1	0- 4	3- 0			
1- 8	0- 1	0- 0	AWAY	0- 0	0- 4	1- 3			
1- 1	0- 0	0- 0	NEUTRAL	0- 1	0- 0	1- 0			
4- 9	0- 0	0- 0	NON-CONFERENCE	0- 2	0- 6	4- 1			
2- 4	0- 0	0- 0	HOME	0- 1	0- 3	2- 0			
1- 4	0- 0	0- 0	AWAY	0- 0	0- 3	1- 1			
1- 1	0- 0	0- 0	NEUTRAL	0- 1	0- 0	1- 0			
2- 6	0- 1	0- 1	CONFERENCE	1- 0	0- 2	1- 2			
2- 2	0- 0	0- 1	HOME	1- 0	0- 1	1- 0			
0- 4	0- 1	0- 0	AWAY	0- 0	0- 1	0- 2			
0- 0	0- 0	0- 0	NEUTRAL	0- 0	0- 0	0- 0			

RPI 1-25				RPI 26-50				RPI 51-100				RPI 101+ Team's RPI: 257			
RPI	S	Opponent	Score	RPI	S	Opponent	Score	RPI	S	Opponent	Score	RPI	S	Opponent	Score
20	A	St. Bonaventure	52 64	39	H	Richmond	45 63	67	N	Eastern Mich.	55 66	106	A	Memphis	60 63
								78	H	Duquesne	56 55	107	A	Charlotte	52 61
								94	H	Missouri	56 68	128	H	UT Martin	55 70
												133	A	Wisconsin	46 48
												134	H	La Salle	52 53
												141	A	Ill.-Chicago	60 68
												142	H	UMKC	67 70
												146	H	Drake	60 62
												158	N	Saint Francis (PA)	66 63
												183	A	Fla. Atlantic	70 63
												209	A	George Washington	58 68
												210	A	Xavier	57 67
												299	A	Murray St.	64 78
												299	H	Murray St.	59 49
												314	H	Rhode Island	70 55
												318	H	Southeast Mo. St.	54 45
LAST 12 Division I GAMES:															
78	H	Duquesne	56 55	107	A	Charlotte	52 61								
210	A	Xavier	57 67	134	H	La Salle	52 53								
39	H	Richmond	45 63	158	N	Saint Francis (PA)	66 63								
209	A	George Washington	58 68	67	N	Eastern Mich.	55 66								
314	H	Rhode Island	70 55	142	H	UMKC	67 70								
20	A	St. Bonaventure	52 64	146	H	Drake	60 62								

Non-Div I Games: Mo.-St. Louis 73 51 Neb. Omaha 81 54

Saint Louis

 Loss,
 Non-Conf,
 S Site,
 H Home
 A Away
N Neutral

Saint Peter's

Through Games Of Sunday, February 5, 2012

Average RPI Win:	226	WON-LOST	WINNING	LAST 12	STRENGTH OF	OPP. STRENGTH	TEAM	ADJ.	CONF.	ADJ CONF.
Average RPI Loss:	193	RECORD	PCT. RANK	GAMES	SCHEDULE	OF SCHEDULE	RPI	RPI	RPI	RPI
DIV. I ONLY	2- 20	335	2- 10	217	311	327	327	23	23	
DIV. I NON-CONF.	0- 11	337	0- 1	251	327	330	330	21	21	
TOTALS	RPI 1-25	RPI 26-50	W-L RECORDS	RPI 51-100	RPI 101-150	RPI 150+				
2- 20	0- 0	0- 1	OVERALL	0- 2	0- 3	2- 14				
0- 10	0- 0	0- 1	HOME	0- 2	0- 2	0- 5				
2- 10	0- 0	0- 0	AWAY	0- 0	0- 0	2- 8				
0- 0	0- 0	0- 0	NEUTRAL	0- 0	0- 0	0- 0				
0- 11	0- 0	0- 0	NON-CONFERENCE	0- 2	0- 1	0- 8				
0- 5	0- 0	0- 0	HOME	0- 2	0- 1	0- 2				
0- 6	0- 0	0- 0	AWAY	0- 0	0- 0	0- 6				
0- 0	0- 0	0- 0	NEUTRAL	0- 0	0- 0	0- 0				
2- 9	0- 0	0- 1	CONFERENCE	0- 0	0- 2	2- 6				
0- 5	0- 0	0- 1	HOME	0- 0	0- 1	0- 3				
2- 4	0- 0	0- 0	AWAY	0- 0	0- 1	2- 3				
0- 0	0- 0	0- 0	NEUTRAL	0- 0	0- 0	0- 0				

RPI S	Opponent	Score	RPI S	Opponent	Score	RPI S	Opponent	Score	RPI S	Opponent	Score	Team's RPI: 327
49	H Marist	54 56	56	H Hofstra	52 66	110	H South Fla.	52 68	115	A Fairfield	44 61	
			80	H Sacred Heart	55 80	115	H Fairfield	47 59	153	A Lehigh	48 64	
						168	A Monmouth	64 73	173	H Manhattan	36 62	
						194	A Akron	50 87	196	H Iona	54 71	
						198	A Canisius	54 59	201	A Loyola Maryland	68 51	
						234	H Binghamton	63 70	247	A Fairleigh Dickinson	46 55	
						250	A Rider	65 54	267	A Niagara	52 61	
						267	H Niagara	52 54	273	H Lafayette	50 59	
						291	A Siena	50 62	328	A NJIT	59 66	
						340	A Bucknell	35 46				
LAST 12 Division I GAMES:												
115	A Fairfield	44 61	201	A Loyola Maryland	68 51							
267	H Niagara	52 54	267	A Niagara	52 61							
173	H Manhattan	36 62	198	A Canisius	54 59							
291	A Siena	50 62	115	H Fairfield	47 59							
196	H Iona	54 71	49	H Marist	54 56							
250	A Rider	65 54	110	H South Fla.	52 68							

Non-Div I Games:

Saint Peter's

■ Loss,
 ■ Non-Conf,
 ■ S Site,
 ■ H Home
 ■ A Away
 N Neutral

Average RPI Win:	277	WON-LOST	WINNING	LAST 12	STRENGTH OF	OPP. STRENGTH	TEAM	ADJ.	CONF.	ADJ CONF.
Average RPI Loss:	113	RECORD	PCT. RANK	GAMES	SCHEDULE	OF SCHEDULE	RPI	RPI	RPI	RPI
DIV. I ONLY	9- 9	167	7- 5	214	216	167	167	24	24	
DIV. I NON-CONF.	3- 6	240	1- 2	136	83	123	123	26	26	
TOTALS	RPI 1-25	RPI 26-50	W-L RECORDS	RPI 51-100	RPI 101-150	RPI 150+				
9- 9	0- 1	0- 2	OVERALL	0- 2	0- 1	9- 3				
6- 1	0- 0	0- 0	HOME	0- 0	0- 1	6- 0				
3- 8	0- 1	0- 2	AWAY	0- 2	0- 0	3- 3				
0- 0	0- 0	0- 0	NEUTRAL	0- 0	0- 0	0- 0				
3- 6	0- 1	0- 2	NON-CONFERENCE	0- 1	0- 0	3- 2				
2- 0	0- 0	0- 0	HOME	0- 0	0- 0	2- 0				
1- 6	0- 1	0- 2	AWAY	0- 1	0- 0	1- 2				
0- 0	0- 0	0- 0	NEUTRAL	0- 0	0- 0	0- 0				
6- 3	0- 0	0- 0	CONFERENCE	0- 1	0- 1	6- 1				
4- 1	0- 0	0- 0	HOME	0- 0	0- 1	4- 0				
2- 2	0- 0	0- 0	AWAY	0- 1	0- 0	2- 1				
0- 0	0- 0	0- 0	NEUTRAL	0- 0	0- 0	0- 0				

RPI 1-25				RPI 26-50				RPI 51-100				RPI 101+ Team's RPI: 167			
RPI	S	Opponent	Score	RPI	S	Opponent	Score	RPI	S	Opponent	Score	RPI	S	Opponent	Score
9	A	Kentucky	52 73	29	A	Vanderbilt	56 79	94	A	Missouri	48 66	145	H	Stephen F. Austin	67 69
				33	A	Kansas	59 87	97	A	McNeese St.	48 57	171	H	South Ala.	53 50
												175	A	TCU	49 60
												212	A	Texas St.	53 66
												220	A	Grambling	52 64
												232	H	Nicholls St.	67 46
												242	H	Tex.-Pan American	64 56
												285	A	UTSA	63 50
												285	H	UTSA	67 55
												303	H	Texas-Arlington	58 41
												317	A	A&M-Corpus Christi	65 56
												320	H	Southeastern La.	67 46
												341	A	Houston Baptist	69 51
LAST 12 Division I GAMES:															
320	H	Southeastern La.	67 46	232	H	Nicholls St.	67 46								
97	A	McNeese St.	48 57	303	H	Texas-Arlington	58 41								
285	H	UTSA	67 55	285	A	UTSA	63 50								
145	H	Stephen F. Austin	67 69	341	A	Houston Baptist	69 51								
317	A	A&M-Corpus Christi	65 56	94	A	Missouri	48 66								
212	A	Texas St.	53 66	33	A	Kansas	59 87								

Non-Div I Games: Mary Hardin-Baylor 87 53 Texas-Tyler 94 74

Sam Houston St.

Loss, Non-Conf, S Site, H Home A Away N Neutral

Average RPI Win:	251	WON-LOST	WINNING	LAST 12	STRENGTH OF	OPP. STRENGTH	TEAM	ADJ.	CONF.	ADJ CONF.
Average RPI Loss:	119	RECORD	PCT. RANK	GAMES	SCHEDULE	OF SCHEDULE	RPI	RPI	RPI	RPI
DIV. I ONLY	13- 8	106	8- 4	249	181	137	137	17	17	
DIV. I NON-CONF.	5- 4	136	0- 2	224	135	110	110	22	22	
TOTALS	RPI 1-25	RPI 26-50	W-L RECORDS	RPI 51-100	RPI 101-150	RPI 150+				
13- 8	0- 2	0- 1	OVERALL	0- 2	1- 0	12- 3				
7- 0	0- 0	0- 0	HOME	0- 0	0- 0	7- 0				
4- 7	0- 2	0- 1	AWAY	0- 2	1- 0	3- 2				
2- 1	0- 0	0- 0	NEUTRAL	0- 0	0- 0	2- 1				
5- 4	0- 2	0- 1	NON-CONFERENCE	0- 0	0- 0	5- 1				
2- 0	0- 0	0- 0	HOME	0- 0	0- 0	2- 0				
1- 3	0- 2	0- 1	AWAY	0- 0	0- 0	1- 0				
2- 1	0- 0	0- 0	NEUTRAL	0- 0	0- 0	2- 1				
8- 4	0- 0	0- 0	CONFERENCE	0- 2	1- 0	7- 2				
5- 0	0- 0	0- 0	HOME	0- 0	0- 0	5- 0				
3- 4	0- 0	0- 0	AWAY	0- 2	1- 0	2- 2				
0- 0	0- 0	0- 0	NEUTRAL	0- 0	0- 0	0- 0				

RPI 1-25				RPI 26-50				RPI 51-100				RPI 101+ Team's RPI: 137			
RPI	S	Opponent	Score	RPI	S	Opponent	Score	RPI	S	Opponent	Score	RPI	S	Opponent	Score
9	A	Kentucky	61 90	32	A	Florida	56 81	63	A	Chattanooga	68 74	109	A	Davidson	73 65
21	A	DePaul	57 86					87	A	Appalachian St.	49 53	161	N	Montana	59 45
												178	H	Furman	71 66
												200	A	Elon	44 69
												200	H	Elon	67 53
												240	A	Col. of Charleston	60 54
												241	N	Western Ky.	57 58
												263	H	Western Caro.	64 61
												266	H	Tennessee Tech	61 55
												280	A	Ga. Southern	53 47
												297	H	Wofford	82 59
												302	A	UNC Greensboro	53 61
												302	H	UNC Greensboro	83 40
												308	A	Alabama St.	62 51
												318	N	Southeast Mo. St.	63 58
												339	H	Jacksonville St.	73 40
LAST 12 Division I GAMES:															
302	H	UNC Greensboro	83 40	178	H	Furman	71 66								
200	H	Elon	67 53	240	A	Col. of Charleston	60 54								
87	A	Appalachian St.	49 53	280	A	Ga. Southern	53 47								
109	A	Davidson	73 65	32	A	Florida	56 81								
63	A	Chattanooga	68 74	9	A	Kentucky	61 90								
297	H	Wofford	82 59	263	H	Western Caro.	64 61								

Non-Div I Games:

Samford

■ Loss,
 ■ Non-Conf,
 ■ S Site,
 ■ Home
 ■ A Away
 N Neutral

San Diego

Average RPI Win: 204

Average RPI Loss: 78

WON-LOST

WINNING

LAST 12

Through Games Of Sunday, February 5, 2012

STRENGTH OF

OPP. STRENGTH

TEAM

ADJ.

CONF.

ADJ CONF.

RECORD

PCT. RANK

GAMES

SCHEDULE

OF SCHEDULE

RPI

RPI

RPI

RPI

DIV. I ONLY

15- 6

60

8- 4

160

110

90

90

8

8

DIV. I NON-CONF.

8- 3

73

1- 1

260

230

129

129

9

9

TOTALS

RPI 1-25

RPI 26-50

W-L RECORDS

RPI 51-100

RPI 101-150

RPI 150+

15- 6

0- 0

0- 3

OVERALL

1- 1

3- 1

11- 1

9- 3

0- 0

0- 2

HOME

0- 1

2- 0

7- 0

6- 3

0- 0

0- 1

AWAY

1- 0

1- 1

4- 1

0- 0

0- 0

0- 0

NEUTRAL

0- 0

0- 0

0- 0

8- 3

0- 0

0- 0

NON-CONFERENCE

0- 1

2- 1

6- 1

5- 1

0- 0

0- 0

HOME

0- 1

1- 0

4- 0

3- 2

0- 0

0- 0

AWAY

0- 0

1- 1

2- 1

0- 0

0- 0

0- 0

NEUTRAL

0- 0

0- 0

0- 0

7- 3

0- 0

0- 3

CONFERENCE

1- 0

1- 0

5- 0

4- 2

0- 0

0- 2

HOME

0- 0

1- 0

3- 0

3- 1

0- 0

0- 1

AWAY

1- 0

0- 0

2- 0

0- 0

0- 0

0- 0

NEUTRAL

0- 0

0- 0

0- 0

RPI 1-25

RPI 26-50

RPI 51-100

Team's RPI: 90

RPI 101+

RPI S Opponent Score

RPI S Opponent Score

RPI S Opponent Score

RPI S Opponent Score

26 A Gonzaga 58 69

53 H Texas Tech 57 58

113 H Pacific 77 57

26 H Gonzaga 44 54

55 A St. Mary's (CA) 77 60

117 A Eastern Wash. 57 68

43 H BYU 53 62

119 A San Diego St. 56 45

126 H Pepperdine 70 39

152 A Seattle 82 65

172 H Portland 72 66

186 H Cal Poly 69 52

190 A Santa Clara 58 41

190 H Santa Clara 56 50

203 A Fordham 42 44

224 H Loyola Marymount 80 58

278 A San Francisco 68 50

296 H CSU Bakersfield 99 70

306 H La.-Lafayette 103 44

309 H Colgate 75 73

338 A Columbia 54 32

LAST 12 Division I GAMES:

26 A Gonzaga 58 69

43 H BYU 53 62

190 H Santa Clara 56 50

224 H Loyola Marymount 80 58

126 H Pepperdine 70 39

190 A Santa Clara 58 41

278 A San Francisco 68 50

55 A St. Mary's (CA) 77 60

26 H Gonzaga 44 54

53 H Texas Tech 57 58

172 H Portland 72 66

296 H CSU Bakersfield 99 70

Non-Div I Games: Cal St. San Marcos 80 56

San Diego

Loss, Non-Conf, S Site, H Home A Away N Neutral

Average RPI Win:	222	WON-LOST	WINNING	LAST 12	STRENGTH OF	OPP. STRENGTH	TEAM	ADJ.	CONF.	ADJ CONF.
Average RPI Loss:	112	RECORD	PCT. RANK	GAMES	SCHEDULE	OF SCHEDULE	RPI	RPI	RPI	RPI
DIV. I ONLY	17- 5	33	11- 1	317	102	119	119	22	22	
DIV. I NON-CONF.	10- 4	81	4- 0	323	25	119	119	23	23	
TOTALS	RPI 1-25	RPI 26-50	W-L RECORDS	RPI 51-100	RPI 101-150	RPI 150+				
17- 5	1- 0	0- 0	OVERALL	1- 3	1- 0	14- 2				
10- 1	0- 0	0- 0	HOME	1- 1	0- 0	9- 0				
6- 3	0- 0	0- 0	AWAY	0- 2	1- 0	5- 1				
1- 1	1- 0	0- 0	NEUTRAL	0- 0	0- 0	0- 1				
10- 4	1- 0	0- 0	NON-CONFERENCE	1- 3	0- 0	8- 1				
6- 1	0- 0	0- 0	HOME	1- 1	0- 0	5- 0				
3- 2	0- 0	0- 0	AWAY	0- 2	0- 0	3- 0				
1- 1	1- 0	0- 0	NEUTRAL	0- 0	0- 0	0- 1				
7- 1	0- 0	0- 0	CONFERENCE	0- 0	1- 0	6- 1				
4- 0	0- 0	0- 0	HOME	0- 0	0- 0	4- 0				
3- 1	0- 0	0- 0	AWAY	0- 0	1- 0	2- 1				
0- 0	0- 0	0- 0	NEUTRAL	0- 0	0- 0	0- 0				

RPI 1-25				RPI 26-50				RPI 51-100				RPI 101+				Team's RPI: 119	
RPI	S	Opponent	Score	RPI	S	Opponent	Score	RPI	S	Opponent	Score	RPI	S	Opponent	Score		
21	N	DePaul	82 74					51	A	UCLA	71 78	129	A	UNLV	66 62		
								73	A	Washington St.	50 65	172	N	Portland	58 59		
								90	H	San Diego	45 56	175	A	TCU	39 58		
								96	H	Washington	63 51	175	H	TCU	61 46		
												185	H	Colorado St.	66 57		
												186	H	Cal Poly	79 78		
												213	H	Wyoming	56 45		
												228	A	Boise St.	69 59		
												230	H	Penn	51 37		
												244	A	UC Irvine	76 57		
												246	A	Hawaii	71 44		
												275	H	Longwood	79 37		
												296	A	CSU Bakersfield	74 60		
												302	H	UNC Greensboro	57 29		
												307	H	New Mexico	77 47		
												311	A	Air Force	75 62		
												325	H	Ark.-Pine Bluff	86 43		
LAST 12 Division I GAMES:																	
				175	A	TCU	39 58	129	A	UNLV	66 62						
				228	A	Boise St.	69 59	175	H	TCU	61 46						
				185	H	Colorado St.	66 57	296	A	CSU Bakersfield	74 60						
				213	H	Wyoming	56 45	275	H	Longwood	79 37						
				311	A	Air Force	75 62	230	H	Penn	51 37						
				307	H	New Mexico	77 47	302	H	UNC Greensboro	57 29						

Non-Div I Games:

San Diego St.

Loss, Non-Conf, S Site, H Home A Away N Neutral

San Francisco

Through Games Of Sunday, February 5, 2012

Average RPI Win:	213	WON-LOST	WINNING	LAST 12	STRENGTH OF	OPP. STRENGTH	TEAM	ADJ.	CONF.	ADJ CONF.
Average RPI Loss:	144	RECORD	PCT. RANK	GAMES	SCHEDULE	OF SCHEDULE	RPI	RPI	RPI	RPI
DIV. I ONLY	4- 20	319	2- 10	138	120	278	278	8	8	
DIV. I NON-CONF.	2- 11	308	0- 1	198	257	310	310	9	9	
TOTALS	RPI 1-25	RPI 26-50	W-L RECORDS	RPI 51-100	RPI 101-150	RPI 150+				
4- 20	0- 0	0- 3	OVERALL	1- 2	0- 4	3- 11				
2- 10	0- 0	0- 2	HOME	1- 1	0- 1	1- 6				
2- 9	0- 0	0- 1	AWAY	0- 1	0- 3	2- 4				
0- 1	0- 0	0- 0	NEUTRAL	0- 0	0- 0	0- 1				
2- 11	0- 0	0- 1	NON-CONFERENCE	0- 0	0- 2	2- 8				
1- 5	0- 0	0- 1	HOME	0- 0	0- 0	1- 4				
1- 5	0- 0	0- 0	AWAY	0- 0	0- 2	1- 3				
0- 1	0- 0	0- 0	NEUTRAL	0- 0	0- 0	0- 1				
2- 9	0- 0	0- 2	CONFERENCE	1- 2	0- 2	1- 3				
1- 5	0- 0	0- 1	HOME	1- 1	0- 1	0- 2				
1- 4	0- 0	0- 1	AWAY	0- 1	0- 1	1- 1				
0- 0	0- 0	0- 0	NEUTRAL	0- 0	0- 0	0- 0				

RPI S	Opponent	Score	RPI S	Opponent	Score	RPI S	Opponent	Score	RPI S	Opponent	Score	Team's RPI: 278
26	A Gonzaga	52 87	55	A St. Mary's (CA)	42 64	102	A UC Davis	50 64				
32	H Florida	68 91	55	H St. Mary's (CA)	66 64	104	A Colorado	66 84				
43	H BYU	67 76	90	H San Diego	50 68	126	A Pepperdine	64 77				
						126	H Pepperdine	69 85				
						151	H Cal St. Northridge	59 67				
						152	A Seattle	56 74				
						156	H Northern Colo.	81 85				
						172	A Portland	76 78				
						186	H Cal Poly	66 82				
						190	H Santa Clara	51 59				
						204	N Loyola Chicago	63 65				
						224	A Loyola Marymount	61 59				
						224	H Loyola Marymount	49 62				
						226	A UC Santa Barbara	41 60				
						252	H Cal St. Fullerton	50 55				
						253	A Ohio	53 63				
						279	A San Jose St.	88 77				
						294	H Sacramento St.	86 71				
LAST 12 Division I GAMES:												
190	H Santa Clara	51 59	26	A Gonzaga	52 87							
224	H Loyola Marymount	49 62	43	H BYU	67 76							
90	H San Diego	50 68	55	A St. Mary's (CA)	42 64							
55	H St. Mary's (CA)	66 64	224	A Loyola Marymount	61 59							
126	A Pepperdine	64 77	126	H Pepperdine	69 85							
172	A Portland	76 78	252	H Cal St. Fullerton	50 55							

Non-Div I Games:

San Francisco

■ Loss,
■ Non-Conf,
■ S Site,
■ H Home
■ A Away
N Neutral

Average RPI Win:	276	WON-LOST	WINNING	LAST 12	STRENGTH OF	OPP. STRENGTH	TEAM	ADJ.	CONF.	ADJ CONF.
Average RPI Loss:	183	RECORD	PCT. RANK	GAMES	SCHEDULE	OF SCHEDULE	RPI	RPI	RPI	RPI
DIV. I ONLY	8- 14	243	6- 6	286	298	279	279	25	25	
DIV. I NON-CONF.	5- 10	240	3- 2	271	325	286	286	24	24	
TOTALS	RPI 1-25	RPI 26-50	W-L RECORDS	RPI 51-100	RPI 101-150	RPI 150+				
8- 14	0- 0	0- 0	OVERALL	0- 1	0- 4	8- 9				
4- 7	0- 0	0- 0	HOME	0- 0	0- 2	4- 5				
4- 6	0- 0	0- 0	AWAY	0- 1	0- 2	4- 3				
0- 1	0- 0	0- 0	NEUTRAL	0- 0	0- 0	0- 1				
5- 10	0- 0	0- 0	NON-CONFERENCE	0- 0	0- 3	5- 7				
2- 4	0- 0	0- 0	HOME	0- 0	0- 1	2- 3				
3- 5	0- 0	0- 0	AWAY	0- 0	0- 2	3- 3				
0- 1	0- 0	0- 0	NEUTRAL	0- 0	0- 0	0- 1				
3- 4	0- 0	0- 0	CONFERENCE	0- 1	0- 1	3- 2				
2- 3	0- 0	0- 0	HOME	0- 0	0- 1	2- 2				
1- 1	0- 0	0- 0	AWAY	0- 1	0- 0	1- 0				
0- 0	0- 0	0- 0	NEUTRAL	0- 0	0- 0	0- 0				

RPI 1-25			RPI 26-50			RPI 51-100			RPI 101+			Team's RPI: 279
RPI	S	Opponent	Score	RPI	S	Opponent	Score	RPI	S	Opponent	Score	
						60 A Fresno St.	49 76			102 A UC Davis	60 80	
										118 H Eastern Ill.	71 93	
										125 H Utah St.	73 78	
										129 A UNLV	41 78	
										151 A Cal St. Northridge	55 85	
										159 N American	46 49	
										177 H Brown	47 61	
										186 A Cal Poly	55 71	
										190 A Santa Clara	74 53	
										206 H Louisiana Tech	64 70	
										246 H Hawaii	83 67	
										252 H Cal St. Fullerton	65 81	
										276 A Southern Utah	70 68	
										278 H San Francisco	77 88	
										281 H Northern Ariz.	74 64	
										282 A Utah Valley	57 45	
										288 H Idaho	63 67	
										298 A Nevada	86 79	
										311 H Air Force	68 53	
										324 H New Mexico St.	67 62	
										332 A Weber St.	67 69	
LAST 12 Division I GAMES:												
288	H	Idaho	63 67	246	H	Hawaii	83 67					
125	H	Utah St.	73 78	282	A	Utah Valley	57 45					
298	A	Nevada	86 79	276	A	Southern Utah	70 68					
60	A	Fresno St.	49 76	177	H	Brown	47 61					
206	H	Louisiana Tech	64 70	252	H	Cal St. Fullerton	65 81					
324	H	New Mexico St.	67 62	311	H	Air Force	68 53					

Non-Div I Games:

San Jose St.

Santa Clara

Through Games Of Sunday, February 5, 2012

Average RPI Win:	222	WON-LOST	WINNING	LAST 12	STRENGTH OF	OPP. STRENGTH	TEAM	ADJ.	CONF.	ADJ CONF.
Average RPI Loss:	112	RECORD	PCT. RANK	GAMES	SCHEDULE	OF SCHEDULE	RPI	RPI	RPI	RPI
DIV. I ONLY	9- 14	229	3- 9	106	133	190	190	8	8	
DIV. I NON-CONF.	7- 6	154	1- 1	138	245	209	209	9	9	
TOTALS	RPI 1-25	RPI 26-50	W-L RECORDS	RPI 51-100	RPI 101-150	RPI 150+				
9- 14	0- 1	0- 3	OVERALL	0- 4	1- 2	8- 4				
6- 6	0- 1	0- 2	HOME	0- 1	1- 1	5- 1				
3- 8	0- 0	0- 1	AWAY	0- 3	0- 1	3- 3				
0- 0	0- 0	0- 0	NEUTRAL	0- 0	0- 0	0- 0				
7- 6	0- 1	0- 1	NON-CONFERENCE	0- 1	1- 0	6- 3				
5- 2	0- 1	0- 0	HOME	0- 0	1- 0	4- 1				
2- 4	0- 0	0- 1	AWAY	0- 1	0- 0	2- 2				
0- 0	0- 0	0- 0	NEUTRAL	0- 0	0- 0	0- 0				
2- 8	0- 0	0- 2	CONFERENCE	0- 3	0- 2	2- 1				
1- 4	0- 0	0- 2	HOME	0- 1	0- 1	1- 0				
1- 4	0- 0	0- 0	AWAY	0- 2	0- 1	1- 1				
0- 0	0- 0	0- 0	NEUTRAL	0- 0	0- 0	0- 0				

RPI 1-25				RPI 26-50				RPI 51-100				RPI 101+ Team's RPI: 190			
RPI	S	Opponent	Score	RPI	S	Opponent	Score	RPI	S	Opponent	Score	RPI	S	Opponent	Score
25	H	Princeton	61 77	26	H	Gonzaga	68 81	55	A	St. Mary's (CA)	52 72	102	H	UC Davis	81 78
				30	A	California	58 75	60	A	Fresno St.	71 83	126	A	Pepperdine	57 67
				43	H	BYU	64 74	90	A	San Diego	50 56	126	H	Pepperdine	56 62
								90	H	San Diego	41 58	151	A	Cal St. Northridge	90 72
												152	A	Seattle	62 80
												156	H	Northern Colo.	71 37
												172	H	Portland	78 63
												224	A	Loyola Marymount	54 64
												244	A	UC Irvine	82 88
												276	H	Southern Utah	79 78
												277	H	Long Beach St.	73 63
												278	A	San Francisco	59 51
												279	H	San Jose St.	53 74
												294	A	Sacramento St.	96 76
												296	H	CSU Bakersfield	93 87
LAST 12 Division I GAMES:															
278	A	San Francisco	59 51	126	A	Pepperdine	57 67								
90	A	San Diego	50 56	90	H	San Diego	41 58								
43	H	BYU	64 74	172	H	Portland	78 63								
55	A	St. Mary's (CA)	52 72	126	H	Pepperdine	56 62								
224	A	Loyola Marymount	54 64	294	A	Sacramento St.	96 76								
26	H	Gonzaga	68 81	25	H	Princeton	61 77								

Non-Div I Games:

Santa Clara

Loss, Non-Conf, S Site, H Home A Away N Neutral

Average RPI Win:	276	WON-LOST	WINNING	LAST 12	STRENGTH OF	OPP. STRENGTH	TEAM	ADJ.	CONF.	ADJ CONF.
Average RPI Loss:	159	RECORD	PCT. RANK	GAMES	SCHEDULE	OF SCHEDULE	RPI	RPI	RPI	RPI
DIV. I ONLY	5- 13	282	3- 8	157	293	264	264	28	28	
DIV. I NON-CONF.	3- 6	240	1- 3	125	224	249	249	25	25	
TOTALS	RPI 1-25	RPI 26-50	W-L RECORDS	RPI 51-100	RPI 101-150	RPI 150+				
5- 13	0- 1	0- 1	OVERALL	0- 2	0- 3	5- 6				
4- 3	0- 0	0- 0	HOME	0- 1	0- 2	4- 0				
1- 10	0- 1	0- 1	AWAY	0- 1	0- 1	1- 6				
0- 0	0- 0	0- 0	NEUTRAL	0- 0	0- 0	0- 0				
3- 6	0- 1	0- 1	NON-CONFERENCE	0- 0	0- 2	3- 2				
2- 1	0- 0	0- 0	HOME	0- 0	0- 1	2- 0				
1- 5	0- 1	0- 1	AWAY	0- 0	0- 1	1- 2				
0- 0	0- 0	0- 0	NEUTRAL	0- 0	0- 0	0- 0				
2- 7	0- 0	0- 0	CONFERENCE	0- 2	0- 1	2- 4				
2- 2	0- 0	0- 0	HOME	0- 1	0- 1	2- 0				
0- 5	0- 0	0- 0	AWAY	0- 1	0- 0	0- 4				
0- 0	0- 0	0- 0	NEUTRAL	0- 0	0- 0	0- 0				

RPI 1-25				RPI 26-50				RPI 51-100				RPI 101+ Team's RPI: 264			
RPI	S	Opponent	Score	RPI	S	Opponent	Score	RPI	S	Opponent	Score	RPI	S	Opponent	Score
22	A	Nebraska	50 70	31	A	South Carolina	39 65	75	A	Hampton	40 59	101	A	North Carolina	21 74
								85	H	Howard	51 64	120	H	Mississippi St.	42 56
												135	H	Coppin St.	45 71
												166	A	Florida A&M	50 55
												176	A	UCF	48 62
												243	A	South Carolina St.	48 55
												243	H	South Carolina St.	76 65
												255	H	Morgan St.	69 60
												274	A	Norfolk St.	49 54
												283	A	North Florida	64 61
												293	H	Jacksonville	67 64
												306	H	La.-Lafayette	41 36
												308	A	Alabama St.	45 47
												330	A	Bethune-Cookman	54 58
LAST 12 Division I GAMES:															
243	A	South Carolina St.	48 55	135	H	Coppin St.	45 71								
85	H	Howard	51 64	101	A	North Carolina	21 74								
243	H	South Carolina St.	76 65	31	A	South Carolina	39 65								
330	A	Bethune-Cookman	54 58	308	A	Alabama St.	45 47								
166	A	Florida A&M	50 55	306	H	La.-Lafayette	41 36								
255	H	Morgan St.	69 60	176	A	UCF	48 62								

Non-Div I Games: Paine 55 38 Columbia (SC) 68 35 Talladega 74 58

Savannah St.

Average RPI Win:	219	WON-LOST	WINNING	LAST 12	STRENGTH OF	OPP. STRENGTH	TEAM	ADJ.	CONF.	ADJ CONF.
Average RPI Loss:	100	RECORD	PCT. RANK	GAMES	SCHEDULE	OF SCHEDULE	RPI	RPI	RPI	RPI
DIV. I ONLY	13- 9	113	7- 5	183	129	152	152	29	29	
DIV. I NON-CONF.	13- 9	122	7- 5	192	156	157	157	32	32	
TOTALS	RPI 1-25	RPI 26-50	W-L RECORDS	RPI 51-100	RPI 101-150	RPI 150+				
13- 9	0- 0	0- 1	OVERALL	1- 4	0- 3	12- 1				
9- 5	0- 0	0- 1	HOME	1- 2	0- 1	8- 1				
4- 4	0- 0	0- 0	AWAY	0- 2	0- 2	4- 0				
0- 0	0- 0	0- 0	NEUTRAL	0- 0	0- 0	0- 0				
13- 9	0- 0	0- 1	NON-CONFERENCE	1- 4	0- 3	12- 1				
9- 5	0- 0	0- 1	HOME	1- 2	0- 1	8- 1				
4- 4	0- 0	0- 0	AWAY	0- 2	0- 2	4- 0				
0- 0	0- 0	0- 0	NEUTRAL	0- 0	0- 0	0- 0				
0- 0	0- 0	0- 0	CONFERENCE	0- 0	0- 0	0- 0				
0- 0	0- 0	0- 0	HOME	0- 0	0- 0	0- 0				
0- 0	0- 0	0- 0	AWAY	0- 0	0- 0	0- 0				
0- 0	0- 0	0- 0	NEUTRAL	0- 0	0- 0	0- 0				

RPI	S	Opponent	Score	RPI	S	Opponent	Score	RPI	S	Opponent	Score	RPI	S	Opponent	Score	Team's RPI: 152
43	H	BYU	55 69	55	H	St. Mary's (CA)	70 71	102	H	UC Davis	62 66	113	A	Pacific	79 81	
				60	A	Fresno St.	61 71	144	A	UALR	63 72	158	H	Saint Francis (PA)	74 70	
				67	H	Eastern Mich.	75 72	172	H	Portland	69 55	185	H	Colorado St.	61 43	
				90	H	San Diego	65 82	190	H	Santa Clara	80 62	194	H	Akron	74 85	
				96	A	Washington	53 72	214	A	Milwaukee	63 56	226	H	UC Santa Barbara	60 55	
								228	A	Boise St.	89 80	244	A	UC Irvine	86 58	
								277	H	Long Beach St.	78 49	278	H	San Francisco	74 56	
								288	A	Idaho	80 72	326	H	Chicago St.	80 38	
LAST 12 Division I GAMES:																
214	A	Milwaukee	63 56	185	H	Colorado St.	61 43									
43	H	BYU	55 69	288	A	Idaho	80 72									
244	A	UC Irvine	86 58	67	H	Eastern Mich.	75 72									
113	A	Pacific	79 81	158	H	Saint Francis (PA)	74 70									
326	H	Chicago St.	80 38	144	A	UALR	63 72									
60	A	Fresno St.	61 71	55	H	St. Mary's (CA)	70 71									

Non-Div I Games:

Seattle

■ Loss,
 ■ Non-Conf,
 ■ S Site,
 ■ H Home
 ■ A Away
 N Neutral

Average RPI Win:	191	WON-LOST	WINNING	LAST 12	STRENGTH OF	OPP. STRENGTH	TEAM	ADJ.	CONF.	ADJ CONF.
Average RPI Loss:	78	RECORD	PCT. RANK	GAMES	SCHEDULE	OF SCHEDULE	RPI	RPI	RPI	RPI
DIV. I ONLY	7- 17	272	0- 12	29	67	163	163	2	2	
DIV. I NON-CONF.	7- 7	161	0- 3	71	200	220	220	1	1	
TOTALS	RPI 1-25	RPI 26-50	W-L RECORDS	RPI 51-100	RPI 101-150	RPI 150+				
7- 17	0- 4	0- 2	OVERALL	2- 3	0- 6	5- 2				
3- 10	0- 3	0- 2	HOME	2- 1	0- 3	1- 1				
2- 6	0- 1	0- 0	AWAY	0- 1	0- 3	2- 0				
2- 1	0- 0	0- 0	NEUTRAL	0- 0	0- 0	2- 1				
7- 7	0- 0	0- 1	NON-CONFERENCE	2- 2	0- 2	5- 2				
3- 4	0- 0	0- 1	HOME	2- 1	0- 1	1- 1				
2- 2	0- 0	0- 0	AWAY	0- 1	0- 1	2- 0				
2- 1	0- 0	0- 0	NEUTRAL	0- 0	0- 0	2- 1				
0- 10	0- 4	0- 1	CONFERENCE	0- 1	0- 4	0- 0				
0- 6	0- 3	0- 1	HOME	0- 0	0- 2	0- 0				
0- 4	0- 1	0- 0	AWAY	0- 1	0- 2	0- 0				
0- 0	0- 0	0- 0	NEUTRAL	0- 0	0- 0	0- 0				

RPI 1-25				RPI 26-50				RPI 51-100				RPI 101+ Team's RPI: 163			
RPI	S	Opponent	Score	RPI	S	Opponent	Score	RPI	S	Opponent	Score	RPI	S	Opponent	Score
2	H	Connecticut	37 70	35	H	St. John's (NY)	25 55	52	A	West Virginia	63 79	103	A	Marquette	60 69
3	H	Notre Dame	36 74	38	H	Michigan	47 51	56	A	Hofstra	74 94	106	A	Memphis	73 82
16	A	Villanova	53 62					76	H	Fla. Gulf Coast	57 51	108	H	Wake Forest	44 60
21	H	DePaul	59 71					85	H	Howard	44 63	110	A	South Fla.	45 57
								93	H	Drexel	77 64	110	H	South Fla.	49 68
												112	H	Syracuse	66 70
												184	N	Alabama	56 62
												191	H	William & Mary	54 61
												192	A	New Hampshire	61 38
												197	N	Old Dominion	60 49
												206	N	Louisiana Tech	72 69
												269	A	Army	53 50
												305	H	Stony Brook	65 30
LAST 12 Division I GAMES:															
35	H	St. John's (NY)	25 55	52	A	West Virginia	63 79								
16	A	Villanova	53 62	103	A	Marquette	60 69								
21	H	DePaul	59 71	3	H	Notre Dame	36 74								
110	A	South Fla.	45 57	106	A	Memphis	73 82								
112	H	Syracuse	66 70	85	H	Howard	44 63								
110	H	South Fla.	49 68	191	H	William & Mary	54 61								

Non-Div I Games:

Seton Hall

■ Loss,
■ Non-Conf,
■ S Site,
■ H Home
■ A Away
N Neutral

Average RPI Win: 267	WON-LOST	WINNING	LAST 12	STRENGTH OF	OPP. STRENGTH	TEAM	ADJ.	CONF.	ADJ CONF.
Average RPI Loss: 171	RECORD	PCT. RANK	GAMES	SCHEDULE	OF SCHEDULE	RPI	RPI	RPI	RPI
DIV. I ONLY	7- 14	254	5- 7	265	278	291	291	23	23
DIV. I NON-CONF.	2- 7	288	0- 0	310	294	317	317	21	21
TOTALS	RPI 1-25	RPI 26-50	W-L RECORDS	RPI 51-100	RPI 101-150	RPI 150+			
7- 14	0- 0	0- 1	OVERALL	0- 1	0- 3	7- 9			
5- 7	0- 0	0- 1	HOME	0- 1	0- 2	5- 3			
2- 7	0- 0	0- 0	AWAY	0- 0	0- 1	2- 6			
0- 0	0- 0	0- 0	NEUTRAL	0- 0	0- 0	0- 0			
2- 7	0- 0	0- 0	NON-CONFERENCE	0- 1	0- 1	2- 5			
1- 4	0- 0	0- 0	HOME	0- 1	0- 1	1- 2			
1- 3	0- 0	0- 0	AWAY	0- 0	0- 0	1- 3			
0- 0	0- 0	0- 0	NEUTRAL	0- 0	0- 0	0- 0			
5- 7	0- 0	0- 1	CONFERENCE	0- 0	0- 2	5- 4			
4- 3	0- 0	0- 1	HOME	0- 0	0- 1	4- 1			
1- 4	0- 0	0- 0	AWAY	0- 0	0- 1	1- 3			
0- 0	0- 0	0- 0	NEUTRAL	0- 0	0- 0	0- 0			

RPI S	Opponent	Score	RPI S	Opponent	Score	RPI S	Opponent	Score	RPI S	Opponent	Score	Team's RPI: 291
49	H Marist	45 56	80	H Sacred Heart	45 62	114	H Albany (NY)	48 72	115	A Fairfield	48 52	
						115	H Fairfield	49 68	173	A Manhattan	53 56	
						196	A Iona	71 87	196	H Iona	83 59	
						198	H Canisius	67 61	201	A Loyola Maryland	45 55	
						201	H Loyola Maryland	54 67	205	A Central Conn. St.	47 51	
						222	A Navy	50 61	229	H Massachusetts	53 58	
						234	H Binghamton	70 80	250	A Rider	67 56	
						261	A N.C. A&T	53 67	267	H Niagara	62 49	
						314	H Rhode Island	73 65	316	A Maine	78 51	
						327	H Saint Peter's	62 50				
LAST 12 Division I GAMES:												
196	H Iona	83 59	201	A Loyola Maryland	45 55							
173	A Manhattan	53 56	267	H Niagara	62 49							
49	H Marist	45 56	115	A Fairfield	48 52							
327	H Saint Peter's	62 50	201	H Loyola Maryland	54 67							
250	A Rider	67 56	196	A Iona	71 87							
115	H Fairfield	49 68	198	H Canisius	67 61							

Non-Div I Games:

Siena

Average RPI Win:	236	WON-LOST	WINNING	LAST 12	STRENGTH OF	OPP. STRENGTH	TEAM	ADJ.	CONF.	ADJ CONF.
Average RPI Loss:	151	RECORD	PCT. RANK	GAMES	SCHEDULE	OF SCHEDULE	RPI	RPI	RPI	RPI
DIV. I ONLY	12- 9	126	7- 5	281	167	171	171	19	19	
DIV. I NON-CONF.	5- 5	161	0- 1	320	174	202	202	14	14	
TOTALS	RPI 1-25	RPI 26-50	W-L RECORDS	RPI 51-100	RPI 101-150	RPI 150+				
12- 9	0- 0	0- 2	OVERALL	0- 0	2- 2	10- 5				
7- 2	0- 0	0- 1	HOME	0- 0	1- 0	6- 1				
4- 7	0- 0	0- 1	AWAY	0- 0	0- 2	4- 4				
1- 0	0- 0	0- 0	NEUTRAL	0- 0	1- 0	0- 0				
5- 5	0- 0	0- 0	NON-CONFERENCE	0- 0	1- 1	4- 4				
3- 0	0- 0	0- 0	HOME	0- 0	0- 0	3- 0				
1- 5	0- 0	0- 0	AWAY	0- 0	0- 1	1- 4				
1- 0	0- 0	0- 0	NEUTRAL	0- 0	1- 0	0- 0				
7- 4	0- 0	0- 2	CONFERENCE	0- 0	1- 1	6- 1				
4- 2	0- 0	0- 1	HOME	0- 0	1- 0	3- 1				
3- 2	0- 0	0- 1	AWAY	0- 0	0- 1	3- 0				
0- 0	0- 0	0- 0	NEUTRAL	0- 0	0- 0	0- 0				

RPI S	Opponent	Score	RPI S	Opponent	Score	RPI S	Opponent	Score	RPI S	Opponent	Score	Team's RPI: 171
42	A Middle Tenn.	39 60	42	H Middle Tenn.	53 60	116	H Denver	57 51	120	A Mississippi St.	47 63	
						140	N Utah	61 53	144	A UALR	43 55	
						157	H North Texas	69 60	164	A Ole Miss	45 54	
						167	A Sam Houston St.	50 53	170	H FIU	48 50	
						176	H UCF	89 76	183	H Fla. Atlantic	66 57	
						236	A Southern Miss.	62 67	237	H Southern U.	57 44	
						241	A Western Ky.	56 52	270	A Tennessee St.	69 74	
						285	A UTSA	54 42	306	A La.-Lafayette	72 68	
						323	H Northwestern St.	64 51	334	A Troy	53 46	
						334	H Troy	63 26				
LAST 12 Division I GAMES:												
241	A Western Ky.	56 52	334	A Troy	53 46							
183	H Fla. Atlantic	66 57	306	A La.-Lafayette	72 68							
334	H Troy	63 26	116	H Denver	57 51							
144	A UALR	43 55	157	H North Texas	69 60							
42	H Middle Tenn.	53 60	42	A Middle Tenn.	39 60							
170	H FIU	48 50	167	A Sam Houston St.	50 53							

Non-Div I Games: Talladega 57 52 Spring Hill 97 46

South Ala.

Loss, Non-Conf, S Site, H Home A Away N Neutral

South Carolina

Through Games Of Sunday, February 5, 2012

Average RPI Win:	149	WON-LOST	WINNING	LAST 12	STRENGTH OF	OPP. STRENGTH	TEAM	ADJ.	CONF.	ADJ CONF.
Average RPI Loss:	48	RECORD	PCT. RANK	GAMES	SCHEDULE	OF SCHEDULE	RPI	RPI	RPI	RPI
DIV. I ONLY	18- 5	26	9- 3	73	42	31	31	3	3	
DIV. I NON-CONF.	11- 2	24	2- 0	232	87	77	77	5	5	
TOTALS	RPI 1-25	RPI 26-50	W-L RECORDS	RPI 51-100	RPI 101-150	RPI 150+				
18- 5	1- 1	3- 2	OVERALL	2- 2	2- 0	10- 0				
10- 2	0- 1	1- 1	HOME	0- 0	1- 0	8- 0				
7- 3	1- 0	2- 1	AWAY	2- 2	0- 0	2- 0				
1- 0	0- 0	0- 0	NEUTRAL	0- 0	1- 0	0- 0				
11- 2	0- 0	0- 1	NON-CONFERENCE	2- 1	1- 0	8- 0				
6- 1	0- 0	0- 1	HOME	0- 0	0- 0	6- 0				
4- 1	0- 0	0- 0	AWAY	2- 1	0- 0	2- 0				
1- 0	0- 0	0- 0	NEUTRAL	0- 0	1- 0	0- 0				
7- 3	1- 1	3- 1	CONFERENCE	0- 1	1- 0	2- 0				
4- 1	0- 1	1- 0	HOME	0- 0	1- 0	2- 0				
3- 2	1- 0	2- 1	AWAY	0- 1	0- 0	0- 0				
0- 0	0- 0	0- 0	NEUTRAL	0- 0	0- 0	0- 0				

RPI	S	Opponent	Score	RPI	S	Opponent	Score	Team's RPI: 31	RPI	S	Opponent	Score	RPI	S	Opponent	Score
5	A	Tennessee	64 60	28	H	Penn St.	50 55		69	A	North Carolina St.	53 55	101	N	North Carolina	79 48
9	H	Kentucky	58 66	29	A	Vanderbilt	65 60		92	A	Illinois	71 52	120	H	Mississippi St.	69 43
				29	H	Vanderbilt	65 55		93	A	Drexel	62 58	164	H	Ole Miss	61 43
				32	A	Florida	49 44		99	A	Auburn	49 53	178	H	Furman	72 33
				37	A	LSU	48 58						184	H	Alabama	68 42
													207	A	Clemson	65 48
													210	A	Xavier	67 56
													221	H	Alabama A&M	60 53
													240	H	Col. of Charleston	59 40
													243	H	South Carolina St.	66 21
													264	H	Savannah St.	65 39
													265	H	Presbyterian	52 24
LAST 12 Division I GAMES:																
5	A	Tennessee	64 60	37	A	LSU	48 58									
120	H	Mississippi St.	69 43	32	A	Florida	49 44									
164	H	Ole Miss	61 43	29	H	Vanderbilt	65 55									
29	A	Vanderbilt	65 60	184	H	Alabama	68 42									
99	A	Auburn	49 53	93	A	Drexel	62 58									
9	H	Kentucky	58 66	264	H	Savannah St.	65 39									

Non-Div I Games:

South Carolina

Loss, Non-Conf, S Site, H Home A Away N Neutral

Average RPI Win:	279	WON-LOST	WINNING	LAST 12	STRENGTH OF	OPP. STRENGTH	TEAM	ADJ.	CONF.	ADJ CONF.
Average RPI Loss:	162	RECORD	PCT. RANK	GAMES	SCHEDULE	OF SCHEDULE	RPI	RPI	RPI	RPI
DIV. I ONLY	7- 11	234	5- 6	232	295	243	243	28	28	
DIV. I NON-CONF.	3- 6	240	2- 2	246	286	246	246	25	25	
TOTALS	RPI 1-25	RPI 26-50	W-L RECORDS	RPI 51-100	RPI 101-150	RPI 150+				
7- 11	0- 0	0- 2	OVERALL	0- 2	0- 1	7- 6				
4- 3	0- 0	0- 0	HOME	0- 1	0- 1	4- 1				
2- 8	0- 0	0- 2	AWAY	0- 1	0- 0	2- 5				
1- 0	0- 0	0- 0	NEUTRAL	0- 0	0- 0	1- 0				
3- 6	0- 0	0- 2	NON-CONFERENCE	0- 0	0- 0	3- 4				
2- 1	0- 0	0- 0	HOME	0- 0	0- 0	2- 1				
0- 5	0- 0	0- 2	AWAY	0- 0	0- 0	0- 3				
1- 0	0- 0	0- 0	NEUTRAL	0- 0	0- 0	1- 0				
4- 5	0- 0	0- 0	CONFERENCE	0- 2	0- 1	4- 2				
2- 2	0- 0	0- 0	HOME	0- 1	0- 1	2- 0				
2- 3	0- 0	0- 0	AWAY	0- 1	0- 0	2- 2				
0- 0	0- 0	0- 0	NEUTRAL	0- 0	0- 0	0- 0				

RPI S	Opponent	Score	RPI S	Opponent	Score	RPI S	Opponent	Score	RPI S	Opponent	Score	Team's RPI: 243
27	A Georgia	48 85	75	A Hampton	41 73	135	H Coppin St.	39 57				
31	A South Carolina	21 66	85	H Howard	46 69	166	A Florida A&M	62 79				
						207	A Clemson	38 83				
						211	H Charleston So.	68 65				
						233	A Winthrop	59 67				
						255	H Morgan St.	84 71				
						264	A Savannah St.	65 76				
						264	H Savannah St.	55 48				
						265	H Presbyterian	50 53				
						274	A Norfolk St.	75 69				
						290	N Coastal Caro.	61 59				
						293	A Jacksonville	67 68				
						329	H UNC Asheville	92 82				
						330	A Bethune-Cookman	71 60				
LAST 12 Division I GAMES:												
264	H Savannah St.	55 48	255	H Morgan St.	84 71							
85	H Howard	46 69	293	A Jacksonville	67 68							
264	A Savannah St.	65 76	329	H UNC Asheville	92 82							
166	A Florida A&M	62 79	290	N Coastal Caro.	61 59							
330	A Bethune-Cookman	71 60	31	A South Carolina	21 66							
135	H Coppin St.	39 57	233	A Winthrop	59 67							

Non-Div I Games: Claflin 76 59 Southern Wesleyan 78 56

South Carolina St.

South Dakota

Through Games Of Sunday, February 5, 2012

Average RPI Win:	203	WON-LOST	WINNING	LAST 12	STRENGTH OF	OPP. STRENGTH	TEAM	ADJ.	CONF.	ADJ CONF.
Average RPI Loss:	167	RECORD	PCT. RANK	GAMES	SCHEDULE	OF SCHEDULE	RPI	RPI	RPI	RPI
DIV. I ONLY	13- 6	71	8- 4	196	224	98	98	16	16	
DIV. I NON-CONF.	6- 1	20	2- 0	78	285	59	59	11	11	
TOTALS	RPI 1-25	RPI 26-50	W-L RECORDS	RPI 51-100	RPI 101-150	RPI 150+				
13- 6	0- 0	0- 0	OVERALL	2- 1	2- 3	9- 2				
7- 1	0- 0	0- 0	HOME	0- 0	1- 1	6- 0				
6- 5	0- 0	0- 0	AWAY	2- 1	1- 2	3- 2				
0- 0	0- 0	0- 0	NEUTRAL	0- 0	0- 0	0- 0				
6- 1	0- 0	0- 0	NON-CONFERENCE	2- 0	0- 1	4- 0				
3- 0	0- 0	0- 0	HOME	0- 0	0- 0	3- 0				
3- 1	0- 0	0- 0	AWAY	2- 0	0- 1	1- 0				
0- 0	0- 0	0- 0	NEUTRAL	0- 0	0- 0	0- 0				
7- 5	0- 0	0- 0	CONFERENCE	0- 1	2- 2	5- 2				
4- 1	0- 0	0- 0	HOME	0- 0	1- 1	3- 0				
3- 4	0- 0	0- 0	AWAY	0- 1	1- 1	2- 2				
0- 0	0- 0	0- 0	NEUTRAL	0- 0	0- 0	0- 0				

RPI S	Opponent	Score	RPI S	Opponent	Score	RPI S	Opponent	Score	RPI S	Opponent	Score
						66	A Idaho St.	66 54	123	A UNI	43 53
						71	A South Dakota St.	51 59	124	A Oral Roberts	60 57
						78	A Creighton	56 53	124	H Oral Roberts	53 66
									142	A UMKC	49 61
									142	H UMKC	60 54
									156	H Northern Colo.	73 48
									195	A Oakland	58 51
									238	A North Dakota St.	50 64
									239	H Western Ill.	78 57
									260	H IUPUI	73 65
									262	H Cornell	79 56
									276	A Southern Utah	68 40
									276	H Southern Utah	81 69
									281	H Northern Ariz.	73 56
									282	A Utah Valley	63 54
									301	A IPFW	63 65
LAST 12 Division I GAMES:											
						142	H UMKC	60 54	238	A North Dakota St.	50 64
						124	A Oral Roberts	60 57	262	H Cornell	79 56
						276	A Southern Utah	68 40	142	A UMKC	49 61
						260	H IUPUI	73 65	276	H Southern Utah	81 69
						239	H Western Ill.	78 57	124	H Oral Roberts	53 66
						71	A South Dakota St.	51 59	66	A Idaho St.	66 54

Non-Div I Games: Viterbo 82 34 Tabor 94 16

South Dakota

Loss, Non-Conf, S Site, H Home A Away N Neutral

Average RPI Win:	200	WON-LOST	WINNING	LAST 12	STRENGTH OF	OPP. STRENGTH	TEAM	ADJ.	CONF.	ADJ CONF.
Average RPI Loss:	63	RECORD	PCT. RANK	GAMES	SCHEDULE	OF SCHEDULE	RPI	RPI	RPI	RPI
DIV. I ONLY	15- 7	73	9- 3	130	100	71	71	16	16	
DIV. I NON-CONF.	4- 6	212	0- 2	19	8	14	14	11	11	
TOTALS	RPI 1-25	RPI 26-50	W-L RECORDS	RPI 51-100	RPI 101-150	RPI 150+				
15- 7	0- 2	0- 2	OVERALL	2- 1	4- 2	9- 0				
8- 1	0- 1	0- 0	HOME	2- 0	3- 0	3- 0				
7- 4	0- 1	0- 1	AWAY	0- 0	1- 2	6- 0				
0- 2	0- 0	0- 1	NEUTRAL	0- 1	0- 0	0- 0				
4- 6	0- 2	0- 2	NON-CONFERENCE	1- 1	3- 1	0- 0				
3- 1	0- 1	0- 0	HOME	1- 0	2- 0	0- 0				
1- 3	0- 1	0- 1	AWAY	0- 0	1- 1	0- 0				
0- 2	0- 0	0- 1	NEUTRAL	0- 1	0- 0	0- 0				
11- 1	0- 0	0- 0	CONFERENCE	1- 0	1- 1	9- 0				
5- 0	0- 0	0- 0	HOME	1- 0	1- 0	3- 0				
6- 1	0- 0	0- 0	AWAY	0- 0	0- 1	6- 0				
0- 0	0- 0	0- 0	NEUTRAL	0- 0	0- 0	0- 0				

RPI 1-25				RPI 26-50				RPI 51-100				Team's RPI: 71		RPI 101+			
RPI	S	Opponent	Score	RPI	S	Opponent	Score	RPI	S	Opponent	Score			RPI	S	Opponent	Score
11	H	Kansas St.	46 63	42	A	Middle Tenn.	49 59	73	H	Washington St.	63 58			103	A	Marquette	51 59
22	A	Nebraska	71 80	49	N	Marist	49 57	89	N	Cincinnati	22 55			124	A	Oral Roberts	65 71
								98	H	South Dakota	59 51			125	H	Utah St.	84 73
														142	H	UMKC	75 62
														144	A	UALR	60 49
														144	H	UALR	64 55
														195	A	Oakland	61 51
														195	H	Oakland	62 52
														238	A	North Dakota St.	88 52
														239	A	Western Ill.	82 56
														260	A	IUPUI	74 63
														276	A	Southern Utah	66 50
														276	H	Southern Utah	65 43
														301	A	IPFW	76 66
														301	H	IPFW	81 58
LAST 12 Division I GAMES:																	
				276	H	Southern Utah	65 43					276	A	Southern Utah	66 50		
				195	A	Oakland	61 51					124	A	Oral Roberts	65 71		
				301	A	IPFW	76 66					301	H	IPFW	81 58		
				238	A	North Dakota St.	88 52					195	H	Oakland	62 52		
				98	H	South Dakota	59 51					22	A	Nebraska	71 80		
				142	H	UMKC	75 62					103	A	Marquette	51 59		

Non-Div I Games: St. Cloud St. 74 35

South Dakota St.

Average RPI Win:	196	WON-LOST	WINNING	LAST 12	STRENGTH OF	OPP. STRENGTH	TEAM	ADJ.	CONF.	ADJ CONF.
Average RPI Loss:	45	RECORD	PCT. RANK	GAMES	SCHEDULE	OF SCHEDULE	RPI	RPI	RPI	RPI
DIV. I ONLY	12- 12	167	5- 7	61	51	110	110	2	2	
DIV. I NON-CONF.	8- 6	130	1- 1	141	144	156	156	1	1	
TOTALS	RPI 1-25	RPI 26-50	W-L RECORDS	RPI 51-100	RPI 101-150	RPI 150+				
12- 12	1- 5	0- 2	OVERALL	1- 4	2- 1	8- 0				
6- 3	1- 2	0- 0	HOME	0- 1	1- 0	4- 0				
4- 4	0- 1	0- 0	AWAY	1- 1	0- 1	3- 0				
2- 5	0- 1	0- 2	NEUTRAL	0- 2	1- 0	1- 0				
8- 6	0- 1	0- 2	NON-CONFERENCE	0- 3	2- 0	6- 0				
4- 0	0- 0	0- 0	HOME	0- 0	1- 0	3- 0				
2- 1	0- 0	0- 0	AWAY	0- 1	0- 0	2- 0				
2- 5	0- 1	0- 2	NEUTRAL	0- 2	1- 0	1- 0				
4- 6	1- 4	0- 0	CONFERENCE	1- 1	0- 1	2- 0				
2- 3	1- 2	0- 0	HOME	0- 1	0- 0	1- 0				
2- 3	0- 2	0- 0	AWAY	1- 0	0- 1	1- 0				
0- 0	0- 0	0- 0	NEUTRAL	0- 0	0- 0	0- 0				

RPI	S	Opponent	Score	RPI	S	Opponent	Score	RPI	S	Opponent	Score	RPI	S	Opponent	Score	Team's RPI: 110
2	A	Connecticut	62 77	34	N	Arkansas	61 65	52	H	West Virginia	52 55	112	A	Syracuse	61 76	
10	H	Rutgers	66 72	46	N	Dayton	63 73	61	N	Florida St.	49 62	132	N	Minnesota	60 52	
14	N	Miami (FL)	72 92					66	N	Idaho St.	63 76	136	H	Stetson	77 62	
19	A	Louisville	57 63					89	A	Cincinnati	58 55	154	N	Central Mich.	86 80	
21	H	DePaul	66 63					99	A	Auburn	45 62	163	A	Seton Hall	68 49	
24	H	Georgetown	56 66									163	H	Seton Hall	57 45	
												248	H	Md.-East. Shore	71 50	
												283	H	North Florida	76 41	
												311	A	Air Force	73 70	
												327	A	Saint Peter's	68 52	
												330	H	Bethune-Cookman	72 36	
LAST 12 Division I GAMES:																
112	A	Syracuse	61 76	163	A	Seton Hall	68 49									
52	H	West Virginia	52 55	19	A	Louisville	57 63									
2	A	Connecticut	62 77	24	H	Georgetown	56 66									
163	H	Seton Hall	57 45	89	A	Cincinnati	58 55									
10	H	Rutgers	66 72	327	A	Saint Peter's	68 52									
21	H	DePaul	66 63	46	N	Dayton	63 73									

Non-Div I Games:

South Fla.

■ Loss,
 ■ Non-Conf,
 ■ S Site,
 ■ Home
 ■ A Away
 N Neutral

Average RPI Win:	278	WON-LOST	WINNING	LAST 12	STRENGTH OF	OPP. STRENGTH	TEAM	ADJ.	CONF.	ADJ CONF.
Average RPI Loss:	183	RECORD	PCT. RANK	GAMES	SCHEDULE	OF SCHEDULE	RPI	RPI	RPI	RPI
DIV. I ONLY	5- 18	303	4- 8	218	314	318	318	31	31	
DIV. I NON-CONF.	2- 10	303	1- 0	204	205	304	304	29	29	
TOTALS	RPI 1-25	RPI 26-50	W-L RECORDS	RPI 51-100	RPI 101-150	RPI 150+				
5- 18	0- 0	0- 0	OVERALL	0- 2	0- 6	5- 10				
4- 5	0- 0	0- 0	HOME	0- 0	0- 1	4- 4				
0- 11	0- 0	0- 0	AWAY	0- 2	0- 4	0- 5				
1- 2	0- 0	0- 0	NEUTRAL	0- 0	0- 1	1- 1				
2- 10	0- 0	0- 0	NON-CONFERENCE	0- 2	0- 3	2- 5				
1- 1	0- 0	0- 0	HOME	0- 0	0- 0	1- 1				
0- 7	0- 0	0- 0	AWAY	0- 2	0- 2	0- 3				
1- 2	0- 0	0- 0	NEUTRAL	0- 0	0- 1	1- 1				
3- 8	0- 0	0- 0	CONFERENCE	0- 0	0- 3	3- 5				
3- 4	0- 0	0- 0	HOME	0- 0	0- 1	3- 3				
0- 4	0- 0	0- 0	AWAY	0- 0	0- 2	0- 2				
0- 0	0- 0	0- 0	NEUTRAL	0- 0	0- 0	0- 0				

RPI 1-25				RPI 26-50				RPI 51-100				RPI 101+				Team's RPI:	318
RPI	S	Opponent	Score	RPI	S	Opponent	Score	RPI	S	Opponent	Score	RPI	S	Opponent	Score		
								69	A	North Carolina St.	29	66	118	A	Eastern Ill.	48	74
								86	A	UAB	41	64	118	H	Eastern Ill.	46	73
												123	A	UNI	42	62	
												128	A	UT Martin	47	88	
												137	N	Samford	58	63	
												141	A	Ill.-Chicago	54	69	
												154	N	Central Mich.	59	100	
												160	A	Wright St.	53	74	
												164	H	Ole Miss	43	51	
												187	H	SIU Edwardsville	43	58	
												218	H	Arkansas St.	56	52	
												257	A	Saint Louis	45	54	
												266	A	Tennessee Tech	57	60	
												270	H	Tennessee St.	50	39	
												271	A	Eastern Ky.	37	52	
												275	N	Longwood	56	52	
												286	H	Austin Peay	69	60	
												299	H	Murray St.	75	80	
												310	A	Western Mich.	34	67	
												312	H	Morehead St.	57	61	
												339	H	Jacksonville St.	66	48	
LAST 12 Division I GAMES:																	
270	H	Tennessee St.	50	39	118	H	Eastern Ill.	46	73								
118	A	Eastern Ill.	48	74	271	A	Eastern Ky.	37	52								
286	H	Austin Peay	69	60	339	H	Jacksonville St.	66	48								
128	A	UT Martin	47	88	299	H	Murray St.	75	80								
266	A	Tennessee Tech	57	60	312	H	Morehead St.	57	61								
187	H	SIU Edwardsville	43	58	275	N	Longwood	56	52								

Non-Div I Games: Lindenwood (MO) 66 56

Southeast Mo. St.

■ Loss,
 ■ Non-Conf,
 ■ S Site,
 ■ Home
 ■ A Away
 N Neutral

Southeastern La.

Through Games Of Sunday, February 5, 2012

Average RPI Win:	271	WON-LOST	WINNING	LAST 12	STRENGTH OF	OPP. STRENGTH	TEAM	ADJ.	CONF.	ADJ CONF.
Average RPI Loss:	186	RECORD	PCT. RANK	GAMES	SCHEDULE	OF SCHEDULE	RPI	RPI	RPI	RPI
DIV. I ONLY	3- 14	318	2- 9	206	339	320	320	24	24	
DIV. I NON-CONF.	1- 8	320	0- 3	250	334	327	327	26	26	
TOTALS	RPI 1-25	RPI 26-50	W-L RECORDS	RPI 51-100	RPI 101-150	RPI 150+				
3- 14	0- 0	0- 0	OVERALL	0- 2	0- 3	3- 9				
2- 5	0- 0	0- 0	HOME	0- 1	0- 1	2- 3				
1- 9	0- 0	0- 0	AWAY	0- 1	0- 2	1- 6				
0- 0	0- 0	0- 0	NEUTRAL	0- 0	0- 0	0- 0				
1- 8	0- 0	0- 0	NON-CONFERENCE	0- 1	0- 1	1- 6				
1- 3	0- 0	0- 0	HOME	0- 0	0- 0	1- 3				
0- 5	0- 0	0- 0	AWAY	0- 1	0- 1	0- 3				
0- 0	0- 0	0- 0	NEUTRAL	0- 0	0- 0	0- 0				
2- 6	0- 0	0- 0	CONFERENCE	0- 1	0- 2	2- 3				
1- 2	0- 0	0- 0	HOME	0- 1	0- 1	1- 0				
1- 4	0- 0	0- 0	AWAY	0- 0	0- 1	1- 3				
0- 0	0- 0	0- 0	NEUTRAL	0- 0	0- 0	0- 0				

RPI 1-25			RPI 26-50			RPI 51-100			RPI 101+			Team's RPI: 320
RPI	S	Opponent	Score	RPI	S	Opponent	Score	RPI	S	Opponent	Score	
						64 A Texas	65 73	105 A Central Ark.		54 71		
						97 H McNeese St.	36 60	106 A Memphis		44 80		
								145 H Stephen F. Austin		61 69		
								164 A Ole Miss		52 72		
								166 H Florida A&M		63 85		
								167 A Sam Houston St.		46 67		
								174 A Lamar		69 61		
								184 A Alabama		56 69		
								232 A Nicholls St.		79 88		
								251 H Alcorn St.		54 62		
								306 A La.-Lafayette		54 63		
								306 H La.-Lafayette		57 69		
								315 H Jackson St.		76 49		
								317 A A&M-Corpus Christi		73 78		
								323 H Northwestern St.		73 66		
LAST 12 Division I GAMES:												
167	A	Sam Houston St.	46 67	317	A	A&M-Corpus Christi	73 78					
174	A	Lamar	69 61	145	H	Stephen F. Austin	61 69					
323	H	Northwestern St.	73 66	164	A	Ole Miss	52 72					
105	A	Central Ark.	54 71	166	H	Florida A&M	63 85					
232	A	Nicholls St.	79 88	251	H	Alcorn St.	54 62					
97	H	McNeese St.	36 60	306	A	La.-Lafayette	54 63					

Non-Div I Games: New Orleans 81 30 Centenary (LA) 83 54 Spring Hill 85 72 Mobile 54 45 Southeastern La.

Loss, Non-Conf, S Site, H Home A Away N Neutral

Southern California

Through Games Of Sunday, February 5, 2012

Average RPI Win:	125	WON-LOST	WINNING	LAST 12	STRENGTH OF	OPP. STRENGTH	TEAM	ADJ.	CONF.	ADJ CONF.
Average RPI Loss:	68	RECORD	PCT. RANK	GAMES	SCHEDULE	OF SCHEDULE	RPI	RPI	RPI	RPI
DIV. I ONLY	12- 10	143	7- 5	14	31	45	45	5	5	
DIV. I NON-CONF.	6- 5	141	1- 0	22	27	44	44	6	6	
TOTALS	RPI 1-25	RPI 26-50	W-L RECORDS	RPI 51-100	RPI 101-150	RPI 150+				
12- 10	0- 4	2- 1	OVERALL	4- 2	3- 2	3- 1				
6- 3	0- 1	1- 0	HOME	2- 2	1- 0	2- 0				
5- 6	0- 2	1- 1	AWAY	2- 0	2- 2	0- 1				
1- 1	0- 1	0- 0	NEUTRAL	0- 0	0- 0	1- 0				
6- 5	0- 3	1- 1	NON-CONFERENCE	1- 0	1- 0	3- 1				
3- 0	0- 0	0- 0	HOME	1- 0	0- 0	2- 0				
2- 4	0- 2	1- 1	AWAY	0- 0	1- 0	0- 1				
1- 1	0- 1	0- 0	NEUTRAL	0- 0	0- 0	1- 0				
6- 5	0- 1	1- 0	CONFERENCE	3- 2	2- 2	0- 0				
3- 3	0- 1	1- 0	HOME	1- 2	1- 0	0- 0				
3- 2	0- 0	0- 0	AWAY	2- 0	1- 2	0- 0				
0- 0	0- 0	0- 0	NEUTRAL	0- 0	0- 0	0- 0				

RPI 1-25				RPI 26-50				Team's RPI: 45	RPI 51-100				RPI 101+			
RPI	S	Opponent	Score	RPI	S	Opponent	Score		RPI	S	Opponent	Score	RPI	S	Opponent	Score
3	N	Notre Dame	58 80	26	A	Gonzaga	58 51		51	A	UCLA	47 43	104	A	Colorado	67 69
4	H	Stanford	53 61	27	A	Georgia	60 67		59	A	Arizona St.	60 48	121	H	Oregon	92 73
7	A	Texas A&M	70 71	30	H	California	74 54		60	H	Fresno St.	65 57	122	A	Arizona	72 67
22	A	Nebraska	50 68						62	H	Oregon St.	61 65	126	A	Pepperdine	75 71
									73	H	Washington St.	67 62	140	A	Utah	55 63
									96	H	Washington	61 67	218	A	Arkansas St.	56 58
													226	H	UC Santa Barbara	50 39
													285	H	UTSA	74 56
													322	N	Gardner-Webb	82 41
LAST 12 Division I GAMES:																
				96	H	Washington	61 67		121	H	Oregon	92 73				
				73	H	Washington St.	67 62		51	A	UCLA	47 43				
				226	H	UC Santa Barbara	50 39		122	A	Arizona	72 67				
				140	A	Utah	55 63		59	A	Arizona St.	60 48				
				104	A	Colorado	67 69		30	H	California	74 54				
				62	H	Oregon St.	61 65		4	H	Stanford	53 61				

Non-Div I Games:

Southern California

■ Loss,
 ■ Non-Conf,
 ■ S Site,
 ■ H Home
 ■ A Away
 N Neutral

Average RPI Win: 250	WON-LOST	WINNING	LAST 12	STRENGTH OF	OPP. STRENGTH	TEAM	ADJ.	CONF.	ADJ CONF.
Average RPI Loss: 143	RECORD	PCT. RANK	GAMES	SCHEDULE	OF SCHEDULE	RPI	RPI	RPI	RPI
DIV. I ONLY	6- 16	283	3- 9	169	184	259	259	10	10
DIV. I NON-CONF.	4- 7	228	1- 0	264	313	305	305	10	10
TOTALS	RPI 1-25	RPI 26-50	W-L RECORDS	RPI 51-100	RPI 101-150	RPI 150+			
6- 16	0- 1	1- 0	OVERALL	0- 2	0- 8	5- 5			
4- 5	0- 0	1- 0	HOME	0- 1	0- 2	3- 2			
2- 11	0- 1	0- 0	AWAY	0- 1	0- 6	2- 3			
0- 0	0- 0	0- 0	NEUTRAL	0- 0	0- 0	0- 0			
4- 7	0- 1	0- 0	NON-CONFERENCE	0- 0	0- 1	4- 5			
3- 2	0- 0	0- 0	HOME	0- 0	0- 0	3- 2			
1- 5	0- 1	0- 0	AWAY	0- 0	0- 1	1- 3			
0- 0	0- 0	0- 0	NEUTRAL	0- 0	0- 0	0- 0			
2- 9	0- 0	1- 0	CONFERENCE	0- 2	0- 7	1- 0			
1- 3	0- 0	1- 0	HOME	0- 1	0- 2	0- 0			
1- 6	0- 0	0- 0	AWAY	0- 1	0- 5	1- 0			
0- 0	0- 0	0- 0	NEUTRAL	0- 0	0- 0	0- 0			

RPI 1-25				RPI 26-50				RPI 51-100				RPI 101+ Team's RPI: 259			
RPI	S	Opponent	Score	RPI	S	Opponent	Score	RPI	S	Opponent	Score	RPI	S	Opponent	Score
21	A	DePaul	67 93	50	H	Missouri St.	78 72	78	A	Creighton	59 66	111	A	Illinois St.	51 75
								91	H	Wichita St.	68 78	123	A	UNI	51 73
												123	H	UNI	66 70
												128	A	UT Martin	70 91
												139	A	Indiana St.	66 72
												146	A	Drake	59 73
												148	A	Bradley	50 66
												148	H	Bradley	59 72
												160	A	Wright St.	59 61
												187	H	SIU Edwardsville	60 70
												202	A	Northern Ill.	50 53
												204	H	Loyola Chicago	44 66
												260	H	IUPUI	77 63
												270	A	Tennessee St.	89 68
												286	A	Austin Peay	70 76
												295	A	Evansville	74 60
												299	H	Murray St.	74 57
												326	H	Chicago St.	76 54
LAST 12 Division I GAMES:															
148	A	Bradley	50 66	78	A	Creighton	59 66								
123	A	UNI	51 73	146	A	Drake	59 73								
295	A	Evansville	74 60	123	H	UNI	66 70								
299	H	Murray St.	74 57	148	H	Bradley	59 72								
91	H	Wichita St.	68 78	139	A	Indiana St.	66 72								
50	H	Missouri St.	78 72	111	A	Illinois St.	51 75								

Non-Div I Games:

Southern Ill.

Average RPI Win:	247	WON-LOST	WINNING	LAST 12	STRENGTH OF	OPP. STRENGTH	TEAM	ADJ.	CONF.	ADJ CONF.
Average RPI Loss:	147	RECORD	PCT. RANK	GAMES	SCHEDULE	OF SCHEDULE	RPI	RPI	RPI	RPI
DIV. I ONLY	7- 15	264	3- 9	100	289	236	236	11	11	
DIV. I NON-CONF.	5- 7	208	1- 1	112	328	251	251	18	18	
TOTALS	RPI 1-25	RPI 26-50	W-L RECORDS	RPI 51-100	RPI 101-150	RPI 150+				
7- 15	0- 1	0- 0	OVERALL	0- 2	1- 5	6- 7				
5- 6	0- 0	0- 0	HOME	0- 1	0- 3	5- 2				
1- 9	0- 1	0- 0	AWAY	0- 1	1- 2	0- 5				
1- 0	0- 0	0- 0	NEUTRAL	0- 0	0- 0	1- 0				
5- 7	0- 1	0- 0	NON-CONFERENCE	0- 0	0- 4	5- 2				
4- 3	0- 0	0- 0	HOME	0- 0	0- 2	4- 1				
0- 4	0- 1	0- 0	AWAY	0- 0	0- 2	0- 1				
1- 0	0- 0	0- 0	NEUTRAL	0- 0	0- 0	1- 0				
2- 8	0- 0	0- 0	CONFERENCE	0- 2	1- 1	1- 5				
1- 3	0- 0	0- 0	HOME	0- 1	0- 1	1- 1				
1- 5	0- 0	0- 0	AWAY	0- 1	1- 0	0- 4				
0- 0	0- 0	0- 0	NEUTRAL	0- 0	0- 0	0- 0				

RPI 1-25				RPI 26-50				RPI 51-100				RPI 101+ Team's RPI: 236			
RPI	S	Opponent	Score	RPI	S	Opponent	Score	RPI	S	Opponent	Score	RPI	S	Opponent	Score
9	A	Kentucky	71 88					65	H	UTEP	63 70	106	A	Memphis	62 54
								86	A	UAB	59 65	106	H	Memphis	44 85
												120	A	Mississippi St.	57 71
												128	H	UT Martin	69 88
												144	A	UALR	44 70
												145	H	Stephen F. Austin	65 66
												161	A	Montana	64 79
												166	H	Florida A&M	68 77
												171	H	South Ala.	67 62
												176	A	UCF	47 65
												180	A	Marshall	44 55
												182	A	Tulsa	57 68
												216	A	Rice	43 72
												249	H	East Carolina	67 57
												258	H	La.-Monroe	77 74
												288	N	Idaho	63 62
												315	H	Jackson St.	70 55
												321	H	Houston	49 56
												339	H	Jacksonville St.	75 58
LAST 12 Division I GAMES:															
249	H	East Carolina	67 57	176	A	UCF	47 65								
106	A	Memphis	62 54	180	A	Marshall	44 55								
86	A	UAB	59 65	321	H	Houston	49 56								
65	H	UTEP	63 70	182	A	Tulsa	57 68								
216	A	Rice	43 72	288	N	Idaho	63 62								
106	H	Memphis	44 85	161	A	Montana	64 79								

Non-Div I Games: William Carey 62 46

Southern Miss.

■ Loss,
■ Non-Conf, S Site,
■ Home
■ Away
N Neutral

Average RPI Win:	280	WON-LOST	WINNING	LAST 12	STRENGTH OF	OPP. STRENGTH	TEAM	ADJ.	CONF.	ADJ CONF.
Average RPI Loss:	164	RECORD	PCT. RANK	GAMES	SCHEDULE	OF SCHEDULE	RPI	RPI	RPI	RPI
DIV. I ONLY	7- 9	209	7- 5	291	316	237	237	32	32	
DIV. I NON-CONF.	0- 6	337	0- 2	65	171	120	120	16	16	
TOTALS	RPI 1-25	RPI 26-50	W-L RECORDS	RPI 51-100	RPI 101-150	RPI 150+				
7- 9	0- 1	0- 1	OVERALL	0- 1	0- 1	7- 5				
4- 2	0- 0	0- 0	HOME	0- 0	0- 0	4- 2				
3- 7	0- 1	0- 1	AWAY	0- 1	0- 1	3- 3				
0- 0	0- 0	0- 0	NEUTRAL	0- 0	0- 0	0- 0				
0- 6	0- 1	0- 1	NON-CONFERENCE	0- 1	0- 0	0- 3				
0- 1	0- 0	0- 0	HOME	0- 0	0- 0	0- 1				
0- 5	0- 1	0- 1	AWAY	0- 1	0- 0	0- 2				
0- 0	0- 0	0- 0	NEUTRAL	0- 0	0- 0	0- 0				
7- 3	0- 0	0- 0	CONFERENCE	0- 0	0- 1	7- 2				
4- 1	0- 0	0- 0	HOME	0- 0	0- 0	4- 1				
3- 2	0- 0	0- 0	AWAY	0- 0	0- 1	3- 1				
0- 0	0- 0	0- 0	NEUTRAL	0- 0	0- 0	0- 0				

RPI 1-25				RPI 26-50				RPI 51-100				RPI 101+ Team's RPI: 237			
RPI	S	Opponent	Score	RPI	S	Opponent	Score	RPI	S	Opponent	Score	RPI	S	Opponent	Score
13	A	Ohio St.	49 83	41	A	Tulane	59 66	96	A	Washington	56 64	143	A	Mississippi Val.	61 78
												171	A	South Ala.	44 57
												174	H	Lamar	62 70
												220	A	Grambling	59 60
												220	H	Grambling	72 67
												221	H	Alabama A&M	51 32
												251	H	Alcorn St.	67 62
												304	A	Prairie View	58 53
												306	A	La.-Lafayette	49 60
												308	H	Alabama St.	71 51
												315	H	Jackson St.	42 49
												325	A	Ark.-Pine Bluff	81 62
												333	A	Texas Southern	49 39
LAST 12 Division I GAMES:															
220	A	Grambling	59 60	315	H	Jackson St.	42 49								
251	H	Alcorn St.	67 62	220	H	Grambling	72 67								
308	H	Alabama St.	71 51	333	A	Texas Southern	49 39								
221	H	Alabama A&M	51 32	304	A	Prairie View	58 53								
143	A	Mississippi Val.	61 78	96	A	Washington	56 64								
325	A	Ark.-Pine Bluff	81 62	13	A	Ohio St.	49 83								

Non-Div I Games: Dillard 66 47

Southern U.

Southern Utah

Through Games Of Sunday, February 5, 2012

Average RPI Win: 297	WON-LOST	WINNING	LAST 12	STRENGTH OF	OPP. STRENGTH	TEAM	ADJ.	CONF.	ADJ CONF.
Average RPI Loss: 147	RECORD	PCT. RANK	GAMES	SCHEDULE	OF SCHEDULE	RPI	RPI	RPI	RPI
DIV. I ONLY	4- 18	315	1- 11	141	267	276	276	16	16
DIV. I NON-CONF.	3- 7	261	0- 1	98	319	269	269	11	11
TOTALS	RPI 1-25	RPI 26-50	W-L RECORDS	RPI 51-100	RPI 101-150	RPI 150+			
4- 18	0- 1	0- 1	OVERALL	0- 5	0- 4	4- 7			
2- 6	0- 0	0- 0	HOME	0- 2	0- 1	2- 3			
2- 11	0- 1	0- 1	AWAY	0- 3	0- 3	2- 3			
0- 1	0- 0	0- 0	NEUTRAL	0- 0	0- 0	0- 1			
3- 7	0- 1	0- 1	NON-CONFERENCE	0- 1	0- 1	3- 3			
1- 1	0- 0	0- 0	HOME	0- 0	0- 0	1- 1			
2- 5	0- 1	0- 1	AWAY	0- 1	0- 1	2- 1			
0- 1	0- 0	0- 0	NEUTRAL	0- 0	0- 0	0- 1			
1- 11	0- 0	0- 0	CONFERENCE	0- 4	0- 3	1- 4			
1- 5	0- 0	0- 0	HOME	0- 2	0- 1	1- 2			
0- 6	0- 0	0- 0	AWAY	0- 2	0- 2	0- 2			
0- 0	0- 0	0- 0	NEUTRAL	0- 0	0- 0	0- 0			

RPI 1-25				RPI 26-50				RPI 51-100				RPI 101+ Team's RPI: 276			
RPI	S	Opponent	Score	RPI	S	Opponent	Score	RPI	S	Opponent	Score	RPI	S	Opponent	Score
13	A	Ohio St.	50 88	43	A	BYU	49 82	62	A	Oregon St.	40 90	124	A	Oral Roberts	59 109
								71	A	South Dakota St.	43 65	140	A	Utah	60 74
								71	H	South Dakota St.	50 66	142	A	UMKC	61 81
								98	A	South Dakota	69 81	142	H	UMKC	46 64
								98	H	South Dakota	40 68	190	A	Santa Clara	78 79
												195	H	Oakland	60 64
												235	N	North Dakota	61 62
												238	H	North Dakota St.	68 80
												239	A	Western Ill.	70 82
												260	A	IUPUI	49 56
												279	H	San Jose St.	68 70
												282	A	Utah Valley	60 59
												282	H	Utah Valley	80 65
												301	H	IPFW	80 68
												324	A	New Mexico St.	58 57
LAST 12 Division I GAMES:															
		71	A	South Dakota St.	43	65				239	A	Western Ill.	70	82	
		142	H	UMKC	46	64				71	H	South Dakota St.	50	66	
		98	H	South Dakota	40	68				238	H	North Dakota St.	68	80	
		195	H	Oakland	60	64				279	H	San Jose St.	68	70	
		301	H	IPFW	80	68				98	A	South Dakota	69	81	
		260	A	IUPUI	49	56				142	A	UMKC	61	81	

Non-Div I Games: Westminster (UT) 59 57

Southern Utah

■ Loss,
 ■ Non-Conf,
 ■ S Site,
 ■ Home
 ■ A Away
 N Neutral

St. Bonaventure

Through Games Of Sunday, February 5, 2012

Average RPI Win:	157	WON-LOST	WINNING	LAST 12	STRENGTH OF	OPP. STRENGTH	TEAM	ADJ.	CONF.	ADJ CONF.
Average RPI Loss:	11	RECORD	PCT. RANK	GAMES	SCHEDULE	OF SCHEDULE	RPI	RPI	RPI	RPI
DIV. I ONLY	22- 2	6	11- 1	79	94	20	20	9	9	
DIV. I NON-CONF.	13- 2	19	2- 1	154	85	30	30	8	8	
TOTALS	RPI 1-25	RPI 26-50	W-L RECORDS	RPI 51-100	RPI 101-150	RPI 150+				
22- 2	0- 2	4- 0	OVERALL	5- 0	2- 0	11- 0				
11- 1	0- 1	2- 0	HOME	3- 0	0- 0	6- 0				
10- 0	0- 0	2- 0	AWAY	2- 0	2- 0	4- 0				
1- 1	0- 1	0- 0	NEUTRAL	0- 0	0- 0	1- 0				
13- 2	0- 2	2- 0	NON-CONFERENCE	2- 0	0- 0	9- 0				
6- 1	0- 1	1- 0	HOME	1- 0	0- 0	4- 0				
6- 0	0- 0	1- 0	AWAY	1- 0	0- 0	4- 0				
1- 1	0- 1	0- 0	NEUTRAL	0- 0	0- 0	1- 0				
9- 0	0- 0	2- 0	CONFERENCE	3- 0	2- 0	2- 0				
5- 0	0- 0	1- 0	HOME	2- 0	0- 0	2- 0				
4- 0	0- 0	1- 0	AWAY	1- 0	2- 0	0- 0				
0- 0	0- 0	0- 0	NEUTRAL	0- 0	0- 0	0- 0				

RPI	S	Opponent	Score	RPI	S	Opponent	Score	RPI	S	Opponent	Score	RPI	S	Opponent	Score
6	H	Delaware	49 61	35	A	St. John's (NY)	64 58	52	A	West Virginia	56 48	107	A	Charlotte	68 63
16	N	Villanova	44 55	39	H	Richmond	75 59	58	H	Saint Joseph's	68 61	134	A	La Salle	75 57
				43	A	Temple	74 65	78	A	Duquesne	58 53	189	H	Indiana	65 45
				49	H	Marist	67 56	78	H	Duquesne	61 53	198	A	Canisius	74 58
								80	H	Sacred Heart	67 63	208	H	Buffalo	76 45
												209	H	George Washington	80 69
												234	A	Binghamton	49 34
												255	H	Morgan St.	79 55
												257	H	Saint Louis	64 52
												267	H	Niagara	63 49
												274	N	Norfolk St.	58 44
												300	A	Kent St.	60 51
												309	A	Colgate	68 49
LAST 12 Division I GAMES:															
209	H	George Washington	80 69	257	H	Saint Louis	64 52								
78	A	Duquesne	58 53	43	A	Temple	74 65								
134	A	La Salle	75 57	78	H	Duquesne	61 53								
58	H	Saint Joseph's	68 61	80	H	Sacred Heart	67 63								
107	A	Charlotte	68 63	274	N	Norfolk St.	58 44								
39	H	Richmond	75 59	16	N	Villanova	44 55								

Non-Div I Games:

St. Bonaventure

Loss, Non-Conf, S Site, H Home A Away N Neutral

St. Francis (NY)

Through Games Of Sunday, February 5, 2012

Average RPI Win:	286	WON-LOST	WINNING	LAST 12	STRENGTH OF	OPP. STRENGTH	TEAM	ADJ.	CONF.	ADJ CONF.
Average RPI Loss:	202	RECORD	PCT. RANK	GAMES	SCHEDULE	OF SCHEDULE	RPI	RPI	RPI	RPI
DIV. I ONLY	3- 19	326	2- 10	312	304	336	336	20	20	
DIV. I NON-CONF.	1- 10	329	0- 3	306	333	337	337	27	27	
TOTALS	RPI 1-25	RPI 26-50	W-L RECORDS	RPI 51-100	RPI 101-150	RPI 150+				
3- 19	0- 0	0- 0	OVERALL	0- 3	0- 2	3- 14				
2- 9	0- 0	0- 0	HOME	0- 1	0- 1	2- 7				
1- 10	0- 0	0- 0	AWAY	0- 2	0- 1	1- 7				
0- 0	0- 0	0- 0	NEUTRAL	0- 0	0- 0	0- 0				
1- 10	0- 0	0- 0	NON-CONFERENCE	0- 1	0- 2	1- 7				
1- 4	0- 0	0- 0	HOME	0- 0	0- 1	1- 3				
0- 6	0- 0	0- 0	AWAY	0- 1	0- 1	0- 4				
0- 0	0- 0	0- 0	NEUTRAL	0- 0	0- 0	0- 0				
2- 9	0- 0	0- 0	CONFERENCE	0- 2	0- 0	2- 7				
1- 5	0- 0	0- 0	HOME	0- 1	0- 0	1- 4				
1- 4	0- 0	0- 0	AWAY	0- 1	0- 0	1- 3				
0- 0	0- 0	0- 0	NEUTRAL	0- 0	0- 0	0- 0				

RPI S	Opponent	Score	RPI S	Opponent	Score	RPI S	Opponent	Score	RPI S	Opponent	Score	Team's RPI: 336
						57	H Quinnipiac	43 59	114	A Albany (NY)	34 50	
						80	A Sacred Heart	33 62	115	H Fairfield	30 53	
						82	A Yale	41 72	158	A Saint Francis (PA)	51 60	
									168	H Monmouth	44 53	
									173	A Manhattan	37 50	
									188	A Robert Morris	70 62	
									225	H Bryant	45 55	
									230	A Penn	61 70	
									231	A Mt. St. Mary's	48 70	
									231	H Mt. St. Mary's	46 49	
									247	H Fairleigh Dickinson	60 70	
									250	H Rider	48 68	
									260	A IUPUI	56 75	
									269	H Army	43 59	
									273	H Lafayette	33 46	
									331	A Wagner	45 49	
									331	H Wagner	48 34	
									337	A Delaware St.	66 73	
									338	H Columbia	48 44	
LAST 12 Division I GAMES:												
225	H Bryant	45 55	247	H Fairleigh Dickinson	60 70							
158	A Saint Francis (PA)	51 60	80	A Sacred Heart	33 62							
188	A Robert Morris	70 62	57	H Quinnipiac	43 59							
231	H Mt. St. Mary's	46 49	173	A Manhattan	37 50							
331	H Wagner	48 34	273	H Lafayette	33 46							
168	H Monmouth	44 53	82	A Yale	41 72							

Non-Div I Games:

St. Francis (NY)

■ Loss,
■ Non-Conf,
■ S Site,
■ H Home
■ A Away
N Neutral

St. John's (NY)

Through Games Of Sunday, February 5, 2012

Average RPI Win:	120	WON-LOST	WINNING	LAST 12	STRENGTH OF	OPP. STRENGTH	TEAM	ADJ.	CONF.	ADJ CONF.
Average RPI Loss:	50	RECORD	PCT. RANK	GAMES	SCHEDULE	OF SCHEDULE	RPI	RPI	RPI	RPI
DIV. I ONLY	15- 8	86	9- 3	13	40	35	35	2	2	
DIV. I NON-CONF.	8- 5	106	2- 1	10	82	33	33	1	1	
TOTALS	RPI 1-25	RPI 26-50	W-L RECORDS	RPI 51-100	RPI 101-150	RPI 150+				
15- 8	2- 4	1- 1	OVERALL	5- 1	3- 2	4- 0				
10- 3	2- 2	0- 0	HOME	4- 0	2- 1	2- 0				
4- 3	0- 1	0- 0	AWAY	1- 1	1- 1	2- 0				
1- 2	0- 1	1- 1	NEUTRAL	0- 0	0- 0	0- 0				
8- 5	0- 2	1- 1	NON-CONFERENCE	3- 1	2- 1	2- 0				
7- 1	0- 1	0- 0	HOME	3- 0	2- 0	2- 0				
0- 2	0- 0	0- 0	AWAY	0- 1	0- 1	0- 0				
1- 2	0- 1	1- 1	NEUTRAL	0- 0	0- 0	0- 0				
7- 3	2- 2	0- 0	CONFERENCE	2- 0	1- 1	2- 0				
3- 2	2- 1	0- 0	HOME	1- 0	0- 1	0- 0				
4- 1	0- 1	0- 0	AWAY	1- 0	1- 0	2- 0				
0- 0	0- 0	0- 0	NEUTRAL	0- 0	0- 0	0- 0				

RPI 1-25				RPI 26-50				RPI 51-100				RPI 101+			
RPI	S	Opponent	Score	RPI	S	Opponent	Score	RPI	S	Opponent	Score	RPI	S	Opponent	Score
1	N	Baylor	59 73	43	N	Temple	59 53	56	A	Hofstra	82 93	103	H	Marquette	55 63
3	H	Notre Dame	56 71	48	N	Iowa	52 60	70	H	Boston U.	75 38	106	H	Memphis	64 60
10	H	Rutgers	62 57					83	H	Providence	57 41	112	A	Syracuse	70 58
19	H	Louisville	72 64					85	H	Howard	63 48	134	H	La Salle	66 45
20	H	St. Bonaventure	58 64					88	H	Hartford	70 45	149	A	Harvard	56 63
21	A	DePaul	52 69					89	A	Cincinnati	51 34	163	A	Seton Hall	55 25
												165	A	Pittsburgh	66 51
												304	H	Prairie View	66 50
												331	H	Wagner	54 34
LAST 12 Division I GAMES:															
163	A	Seton Hall	55 25	112	A	Syracuse	70 58								
165	A	Pittsburgh	66 51	19	H	Louisville	72 64								
3	H	Notre Dame	56 71	83	H	Providence	57 41								
89	A	Cincinnati	51 34	70	H	Boston U.	75 38								
10	H	Rutgers	62 57	149	A	Harvard	56 63								
103	H	Marquette	55 63	106	H	Memphis	64 60								

Non-Div I Games:

St. John's (NY)

Loss, Non-Conf, S Site, H Home A Away N Neutral

St. Mary's (CA)

Through Games Of Sunday, February 5, 2012

Average RPI Win:	142	WON-LOST	WINNING	LAST 12	STRENGTH OF	OPP. STRENGTH	TEAM	ADJ.	CONF.	ADJ CONF.
Average RPI Loss:	96	RECORD	PCT. RANK	GAMES	SCHEDULE	OF SCHEDULE	RPI	RPI	RPI	RPI
DIV. I ONLY	15- 8	86	8- 4	47	85	55	55	8	8	
DIV. I NON-CONF.	8- 4	89	1- 0	33	55	40	40	9	9	
TOTALS	RPI 1-25	RPI 26-50	W-L RECORDS	RPI 51-100	RPI 101-150	RPI 150+				
15- 8	0- 1	2- 3	OVERALL	1- 2	4- 0	8- 2				
7- 4	0- 0	1- 2	HOME	0- 2	2- 0	4- 0				
7- 4	0- 1	1- 1	AWAY	1- 0	2- 0	3- 2				
1- 0	0- 0	0- 0	NEUTRAL	0- 0	0- 0	1- 0				
8- 4	0- 1	0- 1	NON-CONFERENCE	1- 1	3- 0	4- 1				
3- 2	0- 0	0- 1	HOME	0- 1	1- 0	2- 0				
4- 2	0- 1	0- 0	AWAY	1- 0	2- 0	1- 1				
1- 0	0- 0	0- 0	NEUTRAL	0- 0	0- 0	1- 0				
7- 4	0- 0	2- 2	CONFERENCE	0- 1	1- 0	4- 1				
4- 2	0- 0	1- 1	HOME	0- 1	1- 0	2- 0				
3- 2	0- 0	1- 1	AWAY	0- 0	0- 0	2- 1				
0- 0	0- 0	0- 0	NEUTRAL	0- 0	0- 0	0- 0				

RPI 1-25				RPI 26-50				RPI 51-100				RPI 101+			
RPI	S	Opponent	Score	RPI	S	Opponent	Score	RPI	S	Opponent	Score	RPI	S	Opponent	Score
21	A	DePaul	68 96	26	A	Gonzaga	66 63	57	H	Quinnipiac	67 69	102	H	UC Davis	75 58
				26	H	Gonzaga	70 75	62	A	Oregon St.	81 61	113	A	Pacific	68 67
				30	H	California	55 65	90	H	San Diego	60 77	121	A	Oregon	72 62
				43	A	BYU	47 83					126	H	Pepperdine	56 43
				43	H	BYU	54 48					152	A	Seattle	71 70
												161	N	Montana	67 65
												172	A	Portland	75 71
												181	H	Virginia Tech	60 47
												186	H	Cal Poly	65 62
												190	H	Santa Clara	72 52
												224	A	Loyola Marymount	82 72
												226	A	UC Santa Barbara	52 61
												278	A	San Francisco	64 66
												278	H	San Francisco	64 42
LAST 12 Division I GAMES:															
				43	A	BYU	47 83	172	A	Portland	75 71				
				26	H	Gonzaga	70 75	90	H	San Diego	60 77				
				190	H	Santa Clara	72 52	278	H	San Francisco	64 42				
				278	A	San Francisco	64 66	43	H	BYU	54 48				
				126	H	Pepperdine	56 43	224	A	Loyola Marymount	82 72				
				26	A	Gonzaga	66 63	121	A	Oregon	72 62				

Non-Div I Games: William Jessup 82 43

St. Mary's (CA)

Loss, Non-Conf, S Site, H Home A Away N Neutral

Stanford

Average RPI Win:	94	WON-LOST	WINNING	LAST 12	STRENGTH OF	OPP. STRENGTH	TEAM	ADJ.	CONF.	ADJ CONF.
Average RPI Loss:	2	RECORD	PCT. RANK	GAMES	SCHEDULE	OF SCHEDULE	RPI	RPI	RPI	RPI
DIV. I ONLY	20- 1	4	12- 0	15	8	4	4	5	5	
DIV. I NON-CONF.	9- 1	16	1- 0	13	5	4	4	6	6	
TOTALS	RPI 1-25	RPI 26-50	W-L RECORDS	RPI 51-100	RPI 101-150	RPI 150+				
20- 1	2- 1	3- 0	OVERALL	7- 0	5- 0	3- 0				
11- 0	2- 0	2- 0	HOME	3- 0	2- 0	2- 0				
9- 1	0- 1	1- 0	AWAY	4- 0	3- 0	1- 0				
0- 0	0- 0	0- 0	NEUTRAL	0- 0	0- 0	0- 0				
9- 1	2- 1	1- 0	NON-CONFERENCE	2- 0	1- 0	3- 0				
6- 0	2- 0	1- 0	HOME	0- 0	1- 0	2- 0				
3- 1	0- 1	0- 0	AWAY	2- 0	0- 0	1- 0				
0- 0	0- 0	0- 0	NEUTRAL	0- 0	0- 0	0- 0				
11- 0	0- 0	2- 0	CONFERENCE	5- 0	4- 0	0- 0				
5- 0	0- 0	1- 0	HOME	3- 0	1- 0	0- 0				
6- 0	0- 0	1- 0	AWAY	2- 0	3- 0	0- 0				
0- 0	0- 0	0- 0	NEUTRAL	0- 0	0- 0	0- 0				

RPI 1-25				Team's RPI: 4		RPI 26-50				RPI 51-100				RPI 101+							
RPI	S	Opponent	Score		RPI	S	Opponent	Score		RPI	S	Opponent	Score		RPI	S	Opponent	Score			
2	A	Connecticut	58	68	26	H	Gonzaga	76	61	51	A	UCLA	77	50	102	H	UC Davis	93	44		
5	H	Tennessee	97	80	30	H	California	74	71	59	A	Arizona St.	62	49	104	A	Colorado	80	54		
25	H	Princeton	85	66	45	A	Southern California	61	53	60	A	Fresno St.	93	59	121	H	Oregon	93	70		
												62	H	Oregon St.	67	60	122	A	Arizona	91	51
												64	A	Texas	72	59	140	A	Utah	62	43
												73	H	Washington St.	75	41	197	H	Old Dominion	97	48
												96	H	Washington	65	47	210	A	Xavier	80	64
																296	H	CSU Bakersfield	90	48	
LAST 12 Division I GAMES:																					
122	A	Arizona	91	51	140	A	Utah	62	43												
59	A	Arizona St.	62	49	62	H	Oregon St.	67	60												
30	H	California	74	71	121	H	Oregon	93	70												
96	H	Washington	65	47	51	A	UCLA	77	50												
73	H	Washington St.	75	41	45	A	Southern California	61	53												
104	A	Colorado	80	54	296	H	CSU Bakersfield	90	48												

Non-Div I Games:

Stanford

■ Loss,
 ■ Non-Conf, S Site,
 ■ Home
 ■ Away
 N Neutral

Average RPI Win: 228		WON-LOST	WINNING	LAST 12	STRENGTH OF	OPP. STRENGTH	TEAM	ADJ.	CONF.	ADJ CONF.
Average RPI Loss: 206		RECORD	PCT. RANK	GAMES	SCHEDULE	OF SCHEDULE	RPI	RPI	RPI	RPI
DIV. I ONLY		13- 6	71	7- 5	314	247	145	145	24	24
DIV. I NON-CONF.		8- 3	73	2- 2	321	206	160	160	26	26
TOTALS	RPI 1-25	RPI 26-50		W-L RECORDS		RPI 51-100	RPI 101-150	RPI 150+		
13- 6	0- 0	0- 1		OVERALL		1- 0	1- 0	11- 5		
5- 2	0- 0	0- 0		HOME		1- 0	1- 0	3- 2		
7- 4	0- 0	0- 1		AWAY		0- 0	0- 0	7- 3		
1- 0	0- 0	0- 0		NEUTRAL		0- 0	0- 0	1- 0		
8- 3	0- 0	0- 1		NON-CONFERENCE		0- 0	0- 0	8- 2		
2- 1	0- 0	0- 0		HOME		0- 0	0- 0	2- 1		
5- 2	0- 0	0- 1		AWAY		0- 0	0- 0	5- 1		
1- 0	0- 0	0- 0		NEUTRAL		0- 0	0- 0	1- 0		
5- 3	0- 0	0- 0		CONFERENCE		1- 0	1- 0	3- 3		
3- 1	0- 0	0- 0		HOME		1- 0	1- 0	1- 1		
2- 2	0- 0	0- 0		AWAY		0- 0	0- 0	2- 2		
0- 0	0- 0	0- 0		NEUTRAL		0- 0	0- 0	0- 0		

RPI 1-25				RPI 26-50				RPI 51-100				RPI 101+ Team's RPI: 145			
RPI	S	Opponent	Score	RPI	S	Opponent	Score	RPI	S	Opponent	Score	RPI	S	Opponent	Score
				34	A	Arkansas	46 61	97	H	McNeese St.	66 58	105	H	Central Ark.	54 45
												167	A	Sam Houston St.	69 67
												169	A	SMU	66 60
												182	A	Tulsa	53 72
												212	A	Texas St.	87 95
												216	H	Rice	68 64
												218	H	Arkansas St.	64 69
												220	H	Grambling	71 53
												236	A	Southern Miss.	66 65
												242	A	Tex.-Pan American	69 58
												258	A	La.-Monroe	68 58
												280	N	Ga. Southern	49 40
												285	A	UTSA	46 50
												303	H	Texas-Arlington	61 69
												317	H	A&M-Corpus Christi	69 57
												320	A	Southeastern La.	69 61
												341	A	Houston Baptist	53 39
LAST 12 Division I GAMES:															
				97	H	McNeese St.	66 58	105	H	Central Ark.	54 45				
				212	A	Texas St.	87 95	320	A	Southeastern La.	69 61				
				317	H	A&M-Corpus Christi	69 57	182	A	Tulsa	53 72				
				167	A	Sam Houston St.	69 67	169	A	SMU	66 60				
				303	H	Texas-Arlington	61 69	216	H	Rice	68 64				
				285	A	UTSA	46 50	218	H	Arkansas St.	64 69				

Non-Div I Games:	Wiley	59	57	St. Edward's	78	50
------------------	-------	----	----	--------------	----	----

Stephen F. Austin

Loss, Non-Conf, S Site, H Home A Away N Neutral

Average RPI Win:	259	WON-LOST	WINNING	LAST 12	STRENGTH OF	OPP. STRENGTH	TEAM	ADJ.	CONF.	ADJ CONF.
Average RPI Loss:	171	RECORD	PCT. RANK	GAMES	SCHEDULE	OF SCHEDULE	RPI	RPI	RPI	RPI
DIV. I ONLY	18- 6	43	9- 3	309	310	136	136	30	30	
DIV. I NON-CONF.	8- 3	73	1- 0	197	251	72	72	28	28	
TOTALS	RPI 1-25	RPI 26-50	W-L RECORDS	RPI 51-100	RPI 101-150	RPI 150+				
18- 6	0- 0	0- 1	OVERALL	1- 1	1- 1	16- 3				
9- 1	0- 0	0- 0	HOME	1- 1	0- 0	8- 0				
7- 5	0- 0	0- 1	AWAY	0- 0	0- 1	7- 3				
2- 0	0- 0	0- 0	NEUTRAL	0- 0	1- 0	1- 0				
8- 3	0- 0	0- 1	NON-CONFERENCE	1- 0	1- 1	6- 1				
3- 0	0- 0	0- 0	HOME	1- 0	0- 0	2- 0				
3- 3	0- 0	0- 1	AWAY	0- 0	0- 1	3- 1				
2- 0	0- 0	0- 0	NEUTRAL	0- 0	1- 0	1- 0				
10- 3	0- 0	0- 0	CONFERENCE	0- 1	0- 0	10- 2				
6- 1	0- 0	0- 0	HOME	0- 1	0- 0	6- 0				
4- 2	0- 0	0- 0	AWAY	0- 0	0- 0	4- 2				
0- 0	0- 0	0- 0	NEUTRAL	0- 0	0- 0	0- 0				

RPI 1-25				RPI 26-50				RPI 51-100				RPI 101+				Team's RPI: 136	
RPI	S	Opponent	Score	RPI	S	Opponent	Score	RPI	S	Opponent	Score	RPI	S	Opponent	Score		
				32	A	Florida	57 71	76	H	Fla. Gulf Coast	55 59	110	A	South Fla.	62 77		
								84	H	Miami (OH)	71 62	148	N	Bradley	73 63		
												183	H	Fla. Atlantic	52 37		
												215	H	Campbell	70 55		
												233	A	Winthrop	74 72		
												245	A	Kennesaw St.	65 55		
												245	H	Kennesaw St.	73 68		
												254	A	Ball St.	73 78		
												267	N	Niagara	67 52		
												268	A	Belmont	58 65		
												272	H	East Tenn. St.	68 60		
												280	A	Ga. Southern	61 51		
												283	A	North Florida	56 59		
												283	H	North Florida	63 55		
												293	A	Jacksonville	73 63		
												293	H	Jacksonville	93 86		
												313	H	S.C. Upstate	69 54		
												319	A	Mercer	89 84		
												319	H	Mercer	68 46		
												330	A	Bethune-Cookman	82 64		
												335	A	Lipscomb	74 63		
LAST 12 Division I GAMES:																	
				283	A	North Florida	56 59	335	A	Lipscomb	74 63						
				293	A	Jacksonville	73 63	283	H	North Florida	63 55						
				319	H	Mercer	68 46	293	H	Jacksonville	93 86						
				245	H	Kennesaw St.	73 68	319	A	Mercer	89 84						
				76	H	Fla. Gulf Coast	55 59	245	A	Kennesaw St.	65 55						
				268	A	Belmont	58 65	183	H	Fla. Atlantic	52 37						

Non-Div I Games: Palm Beach Atl. 63 52

Stetson

■ Loss,
 ■ Non-Conf,
 ■ S Site,
 ■ Home
 ■ A Away
 N Neutral

Stony Brook

Through Games Of Sunday, February 5, 2012

Average RPI Win: 230	WON-LOST	WINNING	LAST 12	STRENGTH OF	OPP. STRENGTH	TEAM	ADJ.	CONF.	ADJ CONF.
Average RPI Loss: 167	RECORD	PCT. RANK	GAMES	SCHEDULE	OF SCHEDULE	RPI	RPI	RPI	RPI
DIV. I ONLY	4- 20	319	2- 10	148	284	305	305	15	15
DIV. I NON-CONF.	3- 10	282	1- 0	102	299	292	292	15	15
TOTALS	RPI 1-25	RPI 26-50	W-L RECORDS	RPI 51-100	RPI 101-150	RPI 150+			
4- 20	0- 1	0- 0	OVERALL	0- 3	0- 5	4- 11			
3- 8	0- 0	0- 0	HOME	0- 1	0- 2	3- 5			
1- 12	0- 1	0- 0	AWAY	0- 2	0- 3	1- 6			
0- 0	0- 0	0- 0	NEUTRAL	0- 0	0- 0	0- 0			
3- 10	0- 1	0- 0	NON-CONFERENCE	0- 1	0- 2	3- 6			
3- 3	0- 0	0- 0	HOME	0- 0	0- 1	3- 2			
0- 7	0- 1	0- 0	AWAY	0- 1	0- 1	0- 4			
0- 0	0- 0	0- 0	NEUTRAL	0- 0	0- 0	0- 0			
1- 10	0- 0	0- 0	CONFERENCE	0- 2	0- 3	1- 5			
0- 5	0- 0	0- 0	HOME	0- 1	0- 1	0- 3			
1- 5	0- 0	0- 0	AWAY	0- 1	0- 2	1- 2			
0- 0	0- 0	0- 0	NEUTRAL	0- 0	0- 0	0- 0			

RPI 1-25				RPI 26-50				RPI 51-100				RPI 101+ Team's RPI: 305			
RPI	S	Opponent	Score	RPI	S	Opponent	Score	RPI	S	Opponent	Score	RPI	S	Opponent	Score
13	A	Ohio St.	37 84					70	H	Boston U.	34 69	114	A	Albany (NY)	47 57
								80	A	Sacred Heart	33 55	114	H	Albany (NY)	32 57
								88	A	Hartford	44 63	115	A	Fairfield	34 42
												130	H	LIU Brooklyn	59 66
												150	A	UMBC	47 73
												163	A	Seton Hall	30 65
												179	H	George Mason	50 54
												188	H	Robert Morris	42 40
												192	A	New Hampshire	53 63
												196	A	Iona	48 52
												203	H	Fordham	37 41
												219	H	Youngstown St.	54 47
												234	A	Binghamton	46 55
												234	H	Binghamton	32 44
												247	A	Fairleigh Dickinson	48 51
												250	A	Rider	41 53
												255	H	Morgan St.	65 48
												256	A	Vermont	54 47
												256	H	Vermont	36 63
												316	H	Maine	44 57
LAST 12 Division I GAMES:															
114	A	Albany (NY)	47 57	70	H	Boston U.	34 69	150	A	UMBC	47 73	114	H	Albany (NY)	32 57
234	A	Binghamton	46 55	234	H	Binghamton	32 44	256	A	Vermont	54 47	256	H	Vermont	36 63
256	H	Vermont	36 63	256	A	Vermont	54 47	219	H	Youngstown St.	54 47				
88	A	Hartford	44 63												
316	H	Maine	44 57												
192	A	New Hampshire	53 63												

Non-Div I Games:

Stony Brook

Average RPI Win:	205	WON-LOST	WINNING	LAST 12	STRENGTH OF	OPP. STRENGTH	TEAM	ADJ.	CONF.	ADJ CONF.
Average RPI Loss:	44	RECORD	PCT. RANK	GAMES	SCHEDULE	OF SCHEDULE	RPI	RPI	RPI	RPI
DIV. I ONLY	15- 9	104	7- 5	125	60	112	112	2	2	
DIV. I NON-CONF.	11- 3	45	3- 0	243	191	163	163	1	1	
TOTALS	RPI 1-25	RPI 26-50	W-L RECORDS	RPI 51-100	RPI 101-150	RPI 150+				
15- 9	0- 4	0- 2	OVERALL	1- 2	2- 1	12- 0				
8- 4	0- 1	0- 1	HOME	0- 2	2- 0	6- 0				
5- 2	0- 2	0- 0	AWAY	1- 0	0- 0	4- 0				
2- 3	0- 1	0- 1	NEUTRAL	0- 0	0- 1	2- 0				
11- 3	0- 1	0- 1	NON-CONFERENCE	0- 0	1- 1	10- 0				
7- 0	0- 0	0- 0	HOME	0- 0	1- 0	6- 0				
2- 0	0- 0	0- 0	AWAY	0- 0	0- 0	2- 0				
2- 3	0- 1	0- 1	NEUTRAL	0- 0	0- 1	2- 0				
4- 6	0- 3	0- 1	CONFERENCE	1- 2	1- 0	2- 0				
1- 4	0- 1	0- 1	HOME	0- 2	1- 0	0- 0				
3- 2	0- 2	0- 0	AWAY	1- 0	0- 0	2- 0				
0- 0	0- 0	0- 0	NEUTRAL	0- 0	0- 0	0- 0				

RPI	S	Opponent	Score	RPI	S	Opponent	Score	RPI	S	Opponent	Score	RPI	S	Opponent	Score	Team's RPI: 112
2	H	Connecticut	54 95	35	H	St. John's (NY)	58 70	52	H	West Virginia	72 76	110	H	South Fla.	76 61	
10	A	Rutgers	44 55	43	N	BYU	59 83	83	A	Providence	80 54	122	N	Arizona	74 80	
17	N	Oklahoma	63 82					89	H	Cincinnati	54 55	135	H	Coppin St.	56 50	
24	A	Georgetown	42 69									158	H	Saint Francis (PA)	88 45	
												163	A	Seton Hall	70 66	
												165	A	Pittsburgh	83 60	
												208	H	Buffalo	79 59	
												210	N	Xavier	70 67	
												228	A	Boise St.	70 47	
												234	A	Binghamton	90 57	
												253	N	Ohio	81 70	
												267	H	Niagara	81 30	
												273	H	Lafayette	74 54	
												277	H	Long Beach St.	81 42	
												309	H	Colgate	83 32	
LAST 12 Division I GAMES:																
110	H	South Fla.	76 61	35	H	St. John's (NY)	58 70	165	A	Pittsburgh	83 60	10	A	Rutgers	44 55	
83	A	Providence	80 54					309	H	Colgate	83 32	267	H	Niagara	81 30	
89	H	Cincinnati	54 55					253	N	Ohio	81 70					
2	H	Connecticut	54 95													
163	A	Seton Hall	70 66													
24	A	Georgetown	42 69													

Non-Div I Games:

Syracuse

Average RPI Win: 235	WON-LOST	WINNING	LAST 12	STRENGTH OF	OPP. STRENGTH	TEAM	ADJ.	CONF.	ADJ CONF.
Average RPI Loss: 112	RECORD	PCT. RANK	GAMES	SCHEDULE	OF SCHEDULE	RPI	RPI	RPI	RPI
DIV. I ONLY	12- 11	162	6- 6	167	148	175	175	22	22
DIV. I NON-CONF.	7- 8	179	1- 3	202	91	177	177	23	23
TOTALS	RPI 1-25	RPI 26-50	W-L RECORDS	RPI 51-100	RPI 101-150	RPI 150+			
12- 11	0- 2	0- 1	OVERALL	0- 2	1- 3	11- 3			
8- 5	0- 1	0- 0	HOME	0- 1	1- 2	7- 1			
3- 5	0- 1	0- 1	AWAY	0- 0	0- 1	3- 2			
1- 1	0- 0	0- 0	NEUTRAL	0- 1	0- 0	1- 0			
7- 8	0- 2	0- 1	NON-CONFERENCE	0- 2	0- 1	7- 2			
5- 4	0- 1	0- 0	HOME	0- 1	0- 1	5- 1			
1- 3	0- 1	0- 1	AWAY	0- 0	0- 0	1- 1			
1- 1	0- 0	0- 0	NEUTRAL	0- 1	0- 0	1- 0			
5- 3	0- 0	0- 0	CONFERENCE	0- 0	1- 2	4- 1			
3- 1	0- 0	0- 0	HOME	0- 0	1- 1	2- 0			
2- 2	0- 0	0- 0	AWAY	0- 0	0- 1	2- 1			
0- 0	0- 0	0- 0	NEUTRAL	0- 0	0- 0	0- 0			

RPI 1-25				RPI 26-50				RPI 51-100				RPI 101+ Team's RPI: 175			
RPI	S	Opponent	Score	RPI	S	Opponent	Score	RPI	S	Opponent	Score	RPI	S	Opponent	Score
7	H	Texas A&M	53 68	27	A	Georgia	60 83	69	H	North Carolina St.	79 85	119	A	San Diego St.	46 61
17	A	Oklahoma	54 82					88	N	Hartford	60 64	119	H	San Diego St.	58 39
												129	H	UNLV	57 72
												149	H	Harvard	44 56
												167	H	Sam Houston St.	60 49
												169	A	SMU	38 47
												174	H	Lamar	73 59
												182	H	Tulsa	60 43
												185	H	Colorado St.	79 71
												203	N	Fordham	48 47
												213	A	Wyoming	54 64
												228	A	Boise St.	74 68
												242	H	Tex.-Pan American	54 56
												285	H	UTSA	65 30
												307	H	New Mexico	63 56
												311	A	Air Force	66 44
												321	A	Houston	80 35
												333	H	Texas Southern	66 38
LAST 12 Division I GAMES:															
119	H	San Diego St.	58 39	185	H	Colorado St.	79 71	119	A	San Diego St.	46 61				
213	A	Wyoming	54 64	149	H	Harvard	44 56	242	H	Tex.-Pan American	54 56				
307	H	New Mexico	63 56	333	H	Texas Southern	66 38	17	A	Oklahoma	54 82				
311	A	Air Force	66 44												
228	A	Boise St.	74 68												
129	H	UNLV	57 72												

Non-Div I Games:

TCU

Average RPI Win:	146	WON-LOST	WINNING	LAST 12	STRENGTH OF	OPP. STRENGTH	TEAM	ADJ.	CONF.	ADJ CONF.
Average RPI Loss:	39	RECORD	PCT. RANK	GAMES	SCHEDULE	OF SCHEDULE	RPI	RPI	RPI	RPI
DIV. I ONLY	14- 8	96	9- 3	28	35	43	43	9	9	
DIV. I NON-CONF.	7- 7	161	2- 2	59	6	56	56	8	8	
TOTALS	RPI 1-25	RPI 26-50	W-L RECORDS	RPI 51-100	RPI 101-150	RPI 150+				
14- 8	0- 6	2- 1	OVERALL	5- 0	1- 0	6- 1				
8- 3	0- 3	0- 0	HOME	4- 0	1- 0	3- 0				
6- 3	0- 2	2- 0	AWAY	1- 0	0- 0	3- 1				
0- 2	0- 1	0- 1	NEUTRAL	0- 0	0- 0	0- 0				
7- 7	0- 5	0- 1	NON-CONFERENCE	3- 0	0- 0	4- 1				
5- 2	0- 2	0- 0	HOME	3- 0	0- 0	2- 0				
2- 3	0- 2	0- 0	AWAY	0- 0	0- 0	2- 1				
0- 2	0- 1	0- 1	NEUTRAL	0- 0	0- 0	0- 0				
7- 1	0- 1	2- 0	CONFERENCE	2- 0	1- 0	2- 0				
3- 1	0- 1	0- 0	HOME	1- 0	1- 0	1- 0				
4- 0	0- 0	2- 0	AWAY	1- 0	0- 0	1- 0				
0- 0	0- 0	0- 0	NEUTRAL	0- 0	0- 0	0- 0				

RPI S	Opponent	Score	RPI S	Opponent	Score	RPI S	Opponent	Score	RPI S	Opponent	Score
7 N	Texas A&M	59 71	35 N	St. John's (NY)	53 59	51 H	UCLA	59 53	107 H	Charlotte	65 55
8 H	Duke	54 65	39 A	Richmond	56 55	58 A	Saint Joseph's	80 70	202 A	Northern Ill.	52 58
10 A	Rutgers	50 71	46 A	Dayton	61 57	78 H	Duquesne	67 64	203 H	Fordham	69 51
13 A	Ohio St.	66 70				84 H	Miami (OH)	70 36	210 A	Xavier	64 38
16 H	Villanova	47 56				99 H	Auburn	73 57	227 A	Northeastern	72 58
20 H	St. Bonaventure	65 74							230 H	Penn	72 47
									300 H	Kent St.	68 33
									310 A	Western Mich.	64 52
LAST 12 Division I GAMES:											
203 H	Fordham	69 51	46 A	Dayton	61 57						
58 A	Saint Joseph's	80 70	20 H	St. Bonaventure	65 74						
107 H	Charlotte	65 55	39 A	Richmond	56 55						
210 A	Xavier	64 38	310 A	Western Mich.	64 52						
230 H	Penn	72 47	8 H	Duke	54 65						
78 H	Duquesne	67 64	16 H	Villanova	47 56						

Non-Div I Games:

Temple

Tennessee

Through Games Of Sunday, February 5, 2012

THROUGH GAMES OF SUNDAY, FEBRUARY 3, 1911										
Average RPI Win:	66	WON-LOST	WINNING	LAST 12	STRENGTH OF	OPP. STRENGTH	TEAM	ADJ.	CONF.	ADJ CONF.
Average RPI Loss:	15	RECORD	PCT. RANK	GAMES	SCHEDULE	OF SCHEDULE	RPI	RPI	RPI	RPI
DIV. I ONLY	17- 6	47	9- 3	1	3	5	5	3	3	
DIV. I NON-CONF.	9- 4	88	1- 1	1	1	3	3	5	5	
TOTALS	RPI 1-25	RPI 26-50	W-L RECORDS	RPI 51-100	RPI 101-150	RPI 150+				
17- 6	3- 4	6- 2	OVERALL	5- 0	1- 0	2- 0				
10- 2	1- 1	4- 1	HOME	3- 0	1- 0	1- 0				
6- 4	1- 3	2- 1	AWAY	2- 0	0- 0	1- 0				
1- 0	1- 0	0- 0	NEUTRAL	0- 0	0- 0	0- 0				
9- 4	3- 3	1- 1	NON-CONFERENCE	3- 0	1- 0	1- 0				
6- 1	1- 1	1- 0	HOME	2- 0	1- 0	1- 0				
2- 3	1- 2	0- 1	AWAY	1- 0	0- 0	0- 0				
1- 0	1- 0	0- 0	NEUTRAL	0- 0	0- 0	0- 0				
8- 2	0- 1	5- 1	CONFERENCE	2- 0	0- 0	1- 0				
4- 1	0- 0	3- 1	HOME	1- 0	0- 0	0- 0				
4- 1	0- 1	2- 0	AWAY	1- 0	0- 0	1- 0				
0- 0	0- 0	0- 0	NEUTRAL	0- 0	0- 0	0- 0				

RPI	S	Opponent	Score	RPI	S	Opponent	Score	RPI	S	Opponent	Score	RPI	S	Opponent	Score
1	H	Baylor	67 76	27	A	Georgia	67 50	51	A	UCLA	85 64	126	H	Pepperdine	89 57
3	A	Notre Dame	44 72	27	H	Georgia	80 51	63	H	Chattanooga	90 47	184	A	Alabama	86 56
4	A	Stanford	80 97	29	H	Vanderbilt	87 64	64	H	Texas	73 57	197	H	Old Dominion	90 37
9	A	Kentucky	60 61	31	H	South Carolina	60 64	99	A	Auburn	73 52				
10	A	Rutgers	67 61	34	A	Arkansas	69 38	99	H	Auburn	82 61				
14	H	Miami (FL)	92 76	37	H	LSU	65 56								
21	N	DePaul	84 61	40	A	Virginia	64 69								
				42	H	Middle Tenn.	82 43								
LAST 12 Division I GAMES:															
				99	H	Auburn	82 61	29	H	Vanderbilt	87 64				
				31	H	South Carolina	60 64	9	A	Kentucky	60 61				
				27	A	Georgia	67 50	34	A	Arkansas	69 38				
				184	A	Alabama	86 56	27	H	Georgia	80 51				
				3	A	Notre Dame	44 72	63	H	Chattanooga	90 47				
				37	H	LSU	65 56	99	A	Auburn	73 52				

Non-Div I Games:

Tennessee

■ Loss,
 ■ Non-Conf, S Site,
 ■ Home
 ■ Away
 N Neutral

Tennessee St.

Through Games Of Sunday, February 5, 2012

Average RPI Win:	283	WON-LOST	WINNING	LAST 12	STRENGTH OF	OPP. STRENGTH	TEAM	ADJ.	CONF.	ADJ CONF.
Average RPI Loss:	183	RECORD	PCT. RANK	GAMES	SCHEDULE	OF SCHEDULE	RPI	RPI	RPI	RPI
DIV. I ONLY	7- 16	269	4- 8	172	342	270	270	31	31	
DIV. I NON-CONF.	3- 8	268	0- 0	56	341	208	208	29	29	
TOTALS	RPI 1-25	RPI 26-50	W-L RECORDS	RPI 51-100	RPI 101-150	RPI 150+				
7- 16	0- 1	0- 1	OVERALL	0- 1	0- 4	7- 9				
4- 5	0- 0	0- 0	HOME	0- 0	0- 1	4- 4				
2- 10	0- 1	0- 1	AWAY	0- 0	0- 3	2- 5				
1- 1	0- 0	0- 0	NEUTRAL	0- 1	0- 0	1- 0				
3- 8	0- 1	0- 1	NON-CONFERENCE	0- 1	0- 1	3- 4				
2- 2	0- 0	0- 0	HOME	0- 0	0- 0	2- 2				
0- 5	0- 1	0- 1	AWAY	0- 0	0- 1	0- 2				
1- 1	0- 0	0- 0	NEUTRAL	0- 1	0- 0	1- 0				
4- 8	0- 0	0- 0	CONFERENCE	0- 0	0- 3	4- 5				
2- 3	0- 0	0- 0	HOME	0- 0	0- 1	2- 2				
2- 5	0- 0	0- 0	AWAY	0- 0	0- 2	2- 3				
0- 0	0- 0	0- 0	NEUTRAL	0- 0	0- 0	0- 0				

RPI 1-25				RPI 26-50				RPI 51-100				RPI 101+ Team's RPI: 270			
RPI	S	Opponent	Score	RPI	S	Opponent	Score	RPI	S	Opponent	Score	RPI	S	Opponent	Score
13	A	Ohio St.	51 78	42	A	Middle Tenn.	53 94	60	N	Fresno St.	66 83	106	A	Memphis	64 88
												118	A	Eastern Ill.	73 88
												128	A	UT Martin	90 105
												128	H	UT Martin	105 114
												166	H	Florida A&M	75 90
												171	H	South Ala.	74 69
												187	H	SIU Edwardsville	50 60
												252	N	Cal St. Fullerton	61 48
												259	H	Southern Ill.	68 89
												266	A	Tennessee Tech	71 80
												271	A	Eastern Ky.	59 79
												271	H	Eastern Ky.	66 73
												286	A	Austin Peay	82 77
												286	H	Austin Peay	95 81
												287	A	Cleveland St.	56 74
												312	H	Morehead St.	86 80
												315	A	Jackson St.	43 67
												318	A	Southeast Mo. St.	39 50
												335	H	Lipscomb	80 54
												339	A	Jacksonville St.	67 57
LAST 12 Division I GAMES:															
318	A	Southeast Mo. St.	39 50	187	H	SIU Edwardsville	50 60								
271	H	Eastern Ky.	66 73	266	A	Tennessee Tech	71 80								
128	A	UT Martin	90 105	339	A	Jacksonville St.	67 57								
286	A	Austin Peay	82 77	128	H	UT Martin	105 114								
118	A	Eastern Ill.	73 88	271	A	Eastern Ky.	59 79								
312	H	Morehead St.	86 80	286	H	Austin Peay	95 81								

Non-Div I Games: Cumberland (TN) 78 48

Tennessee St.

Loss, Non-Conf, S Site, H Home A Away N Neutral

Tennessee Tech

Through Games Of Sunday, February 5, 2012

Average RPI Win:	293	WON-LOST	WINNING	LAST 12	STRENGTH OF	OPP. STRENGTH	TEAM	ADJ.	CONF.	ADJ CONF.
Average RPI Loss:	186	RECORD	PCT. RANK	GAMES	SCHEDULE	OF SCHEDULE	RPI	RPI	RPI	RPI
DIV. I ONLY	10- 14	220	7- 5	318	318	266	266	31	31	
DIV. I NON-CONF.	3- 10	282	0- 1	270	235	239	239	29	29	
TOTALS	RPI 1-25	RPI 26-50	W-L RECORDS	RPI 51-100	RPI 101-150	RPI 150+				
10- 14	0- 0	0- 1	OVERALL	0- 1	0- 3	10- 9				
5- 5	0- 0	0- 0	HOME	0- 0	0- 1	5- 4				
5- 9	0- 0	0- 1	AWAY	0- 1	0- 2	5- 5				
0- 0	0- 0	0- 0	NEUTRAL	0- 0	0- 0	0- 0				
3- 10	0- 0	0- 1	NON-CONFERENCE	0- 1	0- 2	3- 6				
1- 4	0- 0	0- 0	HOME	0- 0	0- 1	1- 3				
2- 6	0- 0	0- 1	AWAY	0- 1	0- 1	2- 3				
0- 0	0- 0	0- 0	NEUTRAL	0- 0	0- 0	0- 0				
7- 4	0- 0	0- 0	CONFERENCE	0- 0	0- 1	7- 3				
4- 1	0- 0	0- 0	HOME	0- 0	0- 0	4- 1				
3- 3	0- 0	0- 0	AWAY	0- 0	0- 1	3- 2				
0- 0	0- 0	0- 0	NEUTRAL	0- 0	0- 0	0- 0				

RPI 1-25			RPI 26-50			RPI 51-100			RPI 101+			Team's RPI: 266
RPI	S	Opponent	Score	RPI	S	Opponent	Score	RPI	S	Opponent	Score	
				42	A	Middle Tenn.	55 74	51	A	UCLA	52 74	
								128	A	UT Martin	61 83	
								130	H	LIU Brooklyn	60 62	
								137	A	Samford	55 61	
								180	H	Marshall	68 73	
								187	A	SIU Edwardsville	54 62	
								187	H	SIU Edwardsville	62 64	
								206	A	Louisiana Tech	64 82	
								221	A	Alabama A&M	35 61	
								241	A	Western Ky.	58 71	
								241	H	Western Ky.	69 59	
								258	A	La.-Monroe	68 64	
								263	H	Western Caro.	58 61	
								270	H	Tennessee St.	80 71	
								271	A	Eastern Ky.	82 67	
								272	A	East Tenn. St.	87 76	
								299	A	Murray St.	72 76	
								312	A	Morehead St.	57 53	
								312	H	Morehead St.	68 50	
								318	H	Southeast Mo. St.	60 57	
								335	H	Lipscomb	61 66	
								339	A	Jacksonville St.	62 50	
								339	H	Jacksonville St.	65 59	
LAST 12 Division I GAMES:												
				339	A	Jacksonville St.	62 50	241	A	Western Ky.	58 71	
				187	H	SIU Edwardsville	62 64	299	A	Murray St.	72 76	
				312	A	Morehead St.	57 53	270	H	Tennessee St.	80 71	
				271	A	Eastern Ky.	82 67	312	H	Morehead St.	68 50	
				339	H	Jacksonville St.	65 59	187	A	SIU Edwardsville	54 62	
				318	H	Southeast Mo. St.	60 57	128	A	UT Martin	61 83	

Non-Div I Games: Tenn. Wesleyan 66 52

Tennessee Tech

■ Loss,
 ■ Non-Conf,
 ■ S Site,
 ■ Home
 ■ A Away
 N Neutral

Average RPI Win:	297	WON-LOST	WINNING	LAST 12	STRENGTH OF	OPP. STRENGTH	TEAM	ADJ.	CONF.	ADJ CONF.
Average RPI Loss:	149	RECORD	PCT. RANK	GAMES	SCHEDULE	OF SCHEDULE	RPI	RPI	RPI	RPI
DIV. I ONLY	6- 14	271	4- 6	146	331	242	242	33	33	
DIV. I NON-CONF.	4- 11	273	2- 3	49	281	179	179	33	33	
TOTALS	RPI 1-25	RPI 26-50	W-L RECORDS	RPI 51-100	RPI 101-150	RPI 150+				
6- 14	0- 2	0- 0	OVERALL	0- 4	0- 2	6- 6				
3- 3	0- 0	0- 0	HOME	0- 0	0- 1	3- 2				
3- 8	0- 2	0- 0	AWAY	0- 2	0- 0	3- 4				
0- 3	0- 0	0- 0	NEUTRAL	0- 2	0- 1	0- 0				
4- 11	0- 2	0- 0	NON-CONFERENCE	0- 4	0- 2	4- 3				
2- 2	0- 0	0- 0	HOME	0- 0	0- 1	2- 1				
2- 6	0- 2	0- 0	AWAY	0- 2	0- 0	2- 2				
0- 3	0- 0	0- 0	NEUTRAL	0- 2	0- 1	0- 0				
2- 3	0- 0	0- 0	CONFERENCE	0- 0	0- 0	2- 3				
1- 1	0- 0	0- 0	HOME	0- 0	0- 0	1- 1				
1- 2	0- 0	0- 0	AWAY	0- 0	0- 0	1- 2				
0- 0	0- 0	0- 0	NEUTRAL	0- 0	0- 0	0- 0				

RPI	S	Opponent	Score
14	A	Miami (FL)	37 83
22	A	Nebraska	27 65

RPI	S	Opponent	Score
-----	---	----------	-------

RPI	S	Opponent	Score
54	A	Oklahoma St.	35 74
65	A	UTEP	51 62
82	N	Yale	57 59
97	N	McNeese St.	46 67

RPI	S	Opponent	Score	Team's RPI: 242
104	N	Colorado	49 67	
145	H	Stephen F. Austin	58 69	
167	A	Sam Houston St.	56 64	
175	A	TCU	56 54	
212	H	Texas St.	61 66	
235	A	North Dakota	60 93	
282	A	Utah Valley	51 66	
285	A	UTSA	54 68	
303	H	Texas-Arlington	72 65	
317	A	A&M-Corpus Christi	58 56	
317	H	A&M-Corpus Christi	69 52	
326	H	Chicago St.	43 39	
328	H	NJIT	40 41	
341	A	Houston Baptist	55 41	

LAST 12 Division I GAMES:

235	A	North Dakota	60 93	303	H	Texas-Arlington	72 65
282	A	Utah Valley	51 66	285	A	UTSA	54 68
341	A	Houston Baptist	55 41	104	N	Colorado	49 67
328	H	NJIT	40 41	54	A	Oklahoma St.	35 74
326	H	Chicago St.	43 39	145	H	Stephen F. Austin	58 69
175	A	TCU	56 54	317	H	A&M-Corpus Christi	69 52

Non-Div I Games: Paul Quinn 72 43 Huston-Tillotson 94 51 Our Lady Of The Lak73 66

Tex.-Pan American

Loss, Non-Conf, S Site, H Home A Away N Neutral

Average RPI Win:	165	WON-LOST	WINNING	LAST 12	STRENGTH OF	OPP. STRENGTH	TEAM	ADJ.	CONF.	ADJ CONF.
Average RPI Loss:	25	RECORD	PCT. RANK	GAMES	SCHEDULE	OF SCHEDULE	RPI	RPI	RPI	RPI
DIV. I ONLY	13- 9	113	5- 7	43	6	64	64	1	1	
DIV. I NON-CONF.	10- 2	33	2- 0	184	44	140	140	2	2	
TOTALS	RPI 1-25	RPI 26-50	W-L RECORDS	RPI 51-100	RPI 101-150	RPI 150+				
13- 9	1- 5	3- 2	OVERALL	2- 2	0- 0	7- 0				
9- 4	0- 3	1- 1	HOME	2- 0	0- 0	6- 0				
2- 5	1- 2	0- 1	AWAY	0- 2	0- 0	1- 0				
2- 0	0- 0	2- 0	NEUTRAL	0- 0	0- 0	0- 0				
10- 2	0- 2	2- 0	NON-CONFERENCE	1- 0	0- 0	7- 0				
7- 1	0- 1	0- 0	HOME	1- 0	0- 0	6- 0				
1- 1	0- 1	0- 0	AWAY	0- 0	0- 0	1- 0				
2- 0	0- 0	2- 0	NEUTRAL	0- 0	0- 0	0- 0				
3- 7	1- 3	1- 2	CONFERENCE	1- 2	0- 0	0- 0				
2- 3	0- 2	1- 1	HOME	1- 0	0- 0	0- 0				
1- 4	1- 1	0- 1	AWAY	0- 2	0- 0	0- 0				
0- 0	0- 0	0- 0	NEUTRAL	0- 0	0- 0	0- 0				

RPI 1-25				RPI 26-50				RPI 51-100				Team's RPI: 64	RPI 101+			
RPI	S	Opponent	Score	RPI	S	Opponent	Score	RPI	S	Opponent	Score		RPI	S	Opponent	Score
1	H	Baylor	59 77	30	N	California	61 60	53	A	Texas Tech	71 75		157	H	North Texas	71 62
4	H	Stanford	59 72	33	H	Kansas	67 72	54	A	Oklahoma St.	51 70		220	H	Grambling	91 38
5	A	Tennessee	57 73	40	N	Virginia	79 53	74	H	Michigan St.	61 53		246	A	Hawaii	71 50
7	A	Texas A&M	76 71	47	A	Iowa St.	56 71	94	H	Missouri	75 58		251	H	Alcorn St.	74 42
11	H	Kansas St.	55 64	47	H	Iowa St.	62 60						320	H	Southeastern La.	73 65
17	A	Oklahoma	67 73										325	H	Ark.-Pine Bluff	79 40
													337	H	Delaware St.	89 35
LAST 12 Division I GAMES:																
47	A	Iowa St.	56 71	1	H	Baylor	59 77									
11	H	Kansas St.	55 64	7	A	Texas A&M	76 71									
53	A	Texas Tech	71 75	54	A	Oklahoma St.	51 70									
94	H	Missouri	75 58	33	H	Kansas	67 72									
17	A	Oklahoma	67 73	337	H	Delaware St.	89 35									
47	H	Iowa St.	62 60	220	H	Grambling	91 38									

Non-Div I Games:

Texas

Average RPI Win:	74	WON-LOST	WINNING	LAST 12	STRENGTH OF	OPP. STRENGTH	TEAM	ADJ.	CONF.	ADJ CONF.
Average RPI Loss:	31	RECORD	PCT. RANK	GAMES	SCHEDULE	OF SCHEDULE	RPI	RPI	RPI	RPI
DIV. I ONLY	16- 5	40	9- 3	4	4	7	7	1	1	
DIV. I NON-CONF.	9- 2	37	2- 0	7	10	8	8	2	2	
TOTALS	RPI 1-25	RPI 26-50	W-L RECORDS	RPI 51-100	RPI 101-150	RPI 150+				
16- 5	2- 3	7- 0	OVERALL	3- 2	2- 0	2- 0				
9- 1	2- 0	3- 0	HOME	2- 1	1- 0	1- 0				
5- 4	0- 3	2- 0	AWAY	1- 1	1- 0	1- 0				
2- 0	0- 0	2- 0	NEUTRAL	0- 0	0- 0	0- 0				
9- 2	1- 2	3- 0	NON-CONFERENCE	1- 0	2- 0	2- 0				
5- 0	1- 0	1- 0	HOME	1- 0	1- 0	1- 0				
2- 2	0- 2	0- 0	AWAY	0- 0	1- 0	1- 0				
2- 0	0- 0	2- 0	NEUTRAL	0- 0	0- 0	0- 0				
7- 3	1- 1	4- 0	CONFERENCE	2- 2	0- 0	0- 0				
4- 1	1- 0	2- 0	HOME	1- 1	0- 0	0- 0				
3- 2	0- 1	2- 0	AWAY	1- 1	0- 0	0- 0				
0- 0	0- 0	0- 0	NEUTRAL	0- 0	0- 0	0- 0				

RPI 1-25				Team's RPI: 7		RPI 26-50				RPI 51-100				RPI 101+					
RPI	S	Opponent	Score		RPI	S	Opponent	Score		RPI	S	Opponent	Score		RPI	S	Opponent	Score	
2	A	Connecticut	51	81	33	A	Kansas	76	65	53	A	Texas Tech	67	55	120	H	Mississippi St.	93	47
11	A	Kansas St.	69	71	33	H	Kansas	62	51	54	A	Oklahoma St.	53	57	144	A	UALR	83	54
17	H	Oklahoma	75	58	43	N	Temple	71	59	64	H	Texas	71	76	174	H	Lamar	83	58
19	H	Louisville	76	58	45	H	Southern California	71	70	94	H	Missouri	78	52	175	A	TCU	68	53
23	A	Purdue	51	60	47	A	Iowa St.	59	33	97	H	McNeese St.	72	62					
					47	H	Iowa St.	66	64										
					48	N	Iowa	74	58										
LAST 12 Division I GAMES:																			
					33	H	Kansas	62	51	47	A	Iowa St.	59	33					
					53	A	Texas Tech	67	55	64	H	Texas	71	76					
					47	H	Iowa St.	66	64	17	H	Oklahoma	75	58					
					54	A	Oklahoma St.	53	57	11	A	Kansas St.	69	71					
					33	A	Kansas	76	65	97	H	McNeese St.	72	62					
					94	H	Missouri	78	52	45	H	Southern California	71	70					

Non-Div I Games:

Texas A&M

Texas Southern

Through Games Of Sunday, February 5, 2012

Average RPI Win:	287	WON-LOST	WINNING	LAST 12	STRENGTH OF	OPP. STRENGTH	TEAM	ADJ.	CONF.	ADJ CONF.
Average RPI Loss:	212	RECORD	PCT. RANK	GAMES	SCHEDULE	OF SCHEDULE	RPI	RPI	RPI	RPI
DIV. I ONLY	3- 17	324	2- 10	304	320	333	333	32	32	
DIV. I NON-CONF.	1- 9	322	0- 2	139	234	301	301	16	16	
TOTALS	RPI 1-25	RPI 26-50	W-L RECORDS	RPI 51-100	RPI 101-150	RPI 150+				
3- 17	0- 1	0- 1	OVERALL	0- 1	0- 2	3- 12				
1- 8	0- 0	0- 0	HOME	0- 1	0- 1	1- 6				
1- 8	0- 1	0- 1	AWAY	0- 0	0- 1	1- 5				
1- 1	0- 0	0- 0	NEUTRAL	0- 0	0- 0	1- 1				
1- 9	0- 1	0- 1	NON-CONFERENCE	0- 1	0- 1	1- 5				
0- 4	0- 0	0- 0	HOME	0- 1	0- 0	0- 3				
0- 4	0- 1	0- 1	AWAY	0- 0	0- 1	0- 1				
1- 1	0- 0	0- 0	NEUTRAL	0- 0	0- 0	1- 1				
2- 8	0- 0	0- 0	CONFERENCE	0- 0	0- 1	2- 7				
1- 4	0- 0	0- 0	HOME	0- 0	0- 1	1- 3				
1- 4	0- 0	0- 0	AWAY	0- 0	0- 0	1- 4				
0- 0	0- 0	0- 0	NEUTRAL	0- 0	0- 0	0- 0				

RPI 1-25				RPI 26-50				RPI 51-100				RPI 101+ Team's RPI: 333			
RPI	S	Opponent	Score	RPI	S	Opponent	Score	RPI	S	Opponent	Score	RPI	S	Opponent	Score
1	A	Baylor	39 91	34	A	Arkansas	41 86	97	H	McNeese St.	37 70	140	A	Utah	33 75
												143	H	Mississippi Val.	54 68
												175	A	TCU	38 66
												220	A	Grambling	54 51
												221	A	Alabama A&M	36 56
												232	H	Nicholls St.	48 69
												237	H	Southern U.	39 49
												251	H	Alcorn St.	48 51
												256	N	Vermont	60 72
												274	H	Norfolk St.	58 80
												304	A	Prairie View	45 53
												304	H	Prairie View	43 64
												308	A	Alabama St.	47 68
												311	H	Air Force	54 64
												315	A	Jackson St.	38 55
												317	N	A&M-Corpus Christi	63 54
												325	H	Ark.-Pine Bluff	57 36
LAST 12 Division I GAMES:															
304	A	Prairie View	45 53	220	A	Grambling	54 51								
308	A	Alabama St.	47 68	304	H	Prairie View	43 64								
221	A	Alabama A&M	36 56	237	H	Southern U.	39 49								
143	H	Mississippi Val.	54 68	251	H	Alcorn St.	48 51								
325	H	Ark.-Pine Bluff	57 36	175	A	TCU	38 66								
315	A	Jackson St.	38 55	34	A	Arkansas	41 86								

Non-Div I Games:

Texas Southern

■ Loss,
 ■ Non-Conf, S Site,
 ■ Home
 ■ Away
 N Neutral

Average RPI Win:	261	WON-LOST	WINNING	LAST 12	STRENGTH OF	OPP. STRENGTH	TEAM	ADJ.	CONF.	ADJ CONF.
Average RPI Loss:	177	RECORD	PCT. RANK	GAMES	SCHEDULE	OF SCHEDULE	RPI	RPI	RPI	RPI
DIV. I ONLY	9- 8	155	7- 4	283	326	212	212	24	24	
DIV. I NON-CONF.	4- 5	200	2- 1	263	324	203	203	26	26	
TOTALS	RPI 1-25	RPI 26-50	W-L RECORDS	RPI 51-100	RPI 101-150	RPI 150+				
9- 8	0- 0	0- 0	OVERALL	0- 3	1- 0	8- 5				
5- 3	0- 0	0- 0	HOME	0- 0	1- 0	4- 3				
4- 5	0- 0	0- 0	AWAY	0- 3	0- 0	4- 2				
0- 0	0- 0	0- 0	NEUTRAL	0- 0	0- 0	0- 0				
4- 5	0- 0	0- 0	NON-CONFERENCE	0- 2	0- 0	4- 3				
1- 2	0- 0	0- 0	HOME	0- 0	0- 0	1- 2				
3- 3	0- 0	0- 0	AWAY	0- 2	0- 0	3- 1				
0- 0	0- 0	0- 0	NEUTRAL	0- 0	0- 0	0- 0				
5- 3	0- 0	0- 0	CONFERENCE	0- 1	1- 0	4- 2				
4- 1	0- 0	0- 0	HOME	0- 0	1- 0	3- 1				
1- 2	0- 0	0- 0	AWAY	0- 1	0- 0	1- 1				
0- 0	0- 0	0- 0	NEUTRAL	0- 0	0- 0	0- 0				

RPI 1-25			RPI 26-50			RPI 51-100			RPI 101+			Team's RPI: 212
RPI	S	Opponent	Score	RPI	S	Opponent	Score	RPI	S	Opponent	Score	
						53	A Texas Tech	40	85	145	H Stephen F. Austin	95 87
						65	A UTEP	58	81	157	H North Texas	43 61
						97	A McNeese St.	41	72	167	H Sam Houston St.	66 53
										216	A Rice	66 73
										232	H Nicholls St.	74 83
										242	A Tex.-Pan American	66 61
										245	A Kennesaw St.	72 70
										268	A Belmont	71 66
										285	A UTSA	53 67
										303	A Texas-Arlington	90 73
										311	H Air Force	69 77
										317	H A&M-Corpus Christi	73 67
										323	H Northwestern St.	70 68
										341	H Houston Baptist	86 61
LAST 12 Division I GAMES:												
232	H	Nicholls St.	74 83	97	A	McNeese St.	41 72					
145	H	Stephen F. Austin	95 87	323	H	Northwestern St.	70 68					
303	A	Texas-Arlington	90 73	65	A	UTEP	58 81					
317	H	A&M-Corpus Christi	73 67	341	H	Houston Baptist	86 61					
285	A	UTSA	53 67	268	A	Belmont	71 66					
167	H	Sam Houston St.	66 53	245	A	Kennesaw St.	72 70					

Non-Div I Games: St. Thomas (TX) 92 50 Concordia (TX) 63 50 Texas Lutheran 85 28 Huston-Tillotson 102 69
Texas St.

Average RPI Win:	169	WON-LOST	WINNING	LAST 12	STRENGTH OF	OPP. STRENGTH	TEAM	ADJ.	CONF.	ADJ CONF.
Average RPI Loss:	19	RECORD	PCT. RANK	GAMES	SCHEDULE	OF SCHEDULE	RPI	RPI	RPI	RPI
DIV. I ONLY	16- 6	55	6- 6	80	18	53	53	1	1	
DIV. I NON-CONF.	12- 0	1	2- 0	275	149	136	136	2	2	
TOTALS	RPI 1-25	RPI 26-50	W-L RECORDS	RPI 51-100	RPI 101-150	RPI 150+				
16- 6	0- 4	1- 2	OVERALL	6- 0	2- 0	7- 0				
11- 3	0- 3	1- 0	HOME	3- 0	2- 0	5- 0				
3- 3	0- 1	0- 2	AWAY	2- 0	0- 0	1- 0				
2- 0	0- 0	0- 0	NEUTRAL	1- 0	0- 0	1- 0				
12- 0	0- 0	1- 0	NON-CONFERENCE	2- 0	2- 0	7- 0				
8- 0	0- 0	1- 0	HOME	0- 0	2- 0	5- 0				
2- 0	0- 0	0- 0	AWAY	1- 0	0- 0	1- 0				
2- 0	0- 0	0- 0	NEUTRAL	1- 0	0- 0	1- 0				
4- 6	0- 4	0- 2	CONFERENCE	4- 0	0- 0	0- 0				
3- 3	0- 3	0- 0	HOME	3- 0	0- 0	0- 0				
1- 3	0- 1	0- 2	AWAY	1- 0	0- 0	0- 0				
0- 0	0- 0	0- 0	NEUTRAL	0- 0	0- 0	0- 0				

RPI 1-25				RPI 26-50				RPI 51-100				Team's RPI: 53	RPI 101+			
RPI	S	Opponent	Score	RPI	S	Opponent	Score	RPI	S	Opponent	Score		RPI	S	Opponent	Score
1	H	Baylor	64 72	28	H	Penn St.	70 66	54	H	Oklahoma St.	58 53		105	H	Central Ark.	76 43
7	H	Texas A&M	55 67	33	A	Kansas	43 62	64	H	Texas	75 71		142	H	UMKC	94 67
11	H	Kansas St.	61 62	47	A	Iowa St.	49 66	90	A	San Diego	58 57		212	H	Texas St.	85 40
17	A	Oklahoma	68 71					92	N	Illinois	70 64		241	H	Western Ky.	75 38
								94	A	Missouri	69 63		258	H	La.-Monroe	94 54
								94	H	Missouri	76 49		296	N	CSU Bakersfield	81 63
													303	H	Texas-Arlington	88 48
													307	H	New Mexico	69 43
													321	A	Houston	88 58
LAST 12 Division I GAMES:																
94	H	Missouri	76 49	11	H	Kansas St.	61 62									
7	H	Texas A&M	55 67	17	A	Oklahoma	68 71									
64	H	Texas	75 71	94	A	Missouri	69 63									
33	A	Kansas	43 62	54	H	Oklahoma St.	58 53									
47	A	Iowa St.	49 66	90	A	San Diego	58 57									
1	H	Baylor	64 72	296	N	CSU Bakersfield	81 63									

Non-Div I Games:

Texas Tech

Texas-Arlington

Through Games Of Sunday, February 5, 2012

Average RPI Win:	257	WON-LOST	WINNING	LAST 12	STRENGTH OF	OPP. STRENGTH	TEAM	ADJ.	CONF.	ADJ CONF.
Average RPI Loss:	165	RECORD	PCT. RANK	GAMES	SCHEDULE	OF SCHEDULE	RPI	RPI	RPI	RPI
DIV. I ONLY	3- 15	319	3- 8	136	307	303	303	24	24	
DIV. I NON-CONF.	1- 9	322	1- 2	121	244	297	297	26	26	
TOTALS	RPI 1-25	RPI 26-50	W-L RECORDS	RPI 51-100	RPI 101-150	RPI 150+				
3- 15	0- 0	0- 1	OVERALL	0- 3	1- 2	2- 9				
2- 7	0- 0	0- 0	HOME	0- 1	0- 1	2- 5				
1- 6	0- 0	0- 1	AWAY	0- 1	1- 1	0- 3				
0- 2	0- 0	0- 0	NEUTRAL	0- 1	0- 0	0- 1				
1- 9	0- 0	0- 1	NON-CONFERENCE	0- 3	0- 1	1- 4				
1- 3	0- 0	0- 0	HOME	0- 1	0- 0	1- 2				
0- 4	0- 0	0- 1	AWAY	0- 1	0- 1	0- 1				
0- 2	0- 0	0- 0	NEUTRAL	0- 1	0- 0	0- 1				
2- 6	0- 0	0- 0	CONFERENCE	0- 0	1- 1	1- 5				
1- 4	0- 0	0- 0	HOME	0- 0	0- 1	1- 3				
1- 2	0- 0	0- 0	AWAY	0- 0	1- 0	0- 2				
0- 0	0- 0	0- 0	NEUTRAL	0- 0	0- 0	0- 0				

RPI	S	Opponent	Score	RPI	S	Opponent	Score	RPI	S	Opponent	Score	RPI	S	Opponent	Score	Team's RPI: 303
34	A	Arkansas	57	53	A	Texas Tech	88	105	H	Central Ark.	53	106	A	Memphis	77	
				60	H	Fresno St.	78	145	A	Stephen F. Austin	61	157	H	North Texas	66	
				91	N	Wichita St.	90	167	A	Sam Houston St.	58	174	H	Lamar	68	
								209	H	George Washington	63	212	H	Texas St.	90	
								232	A	Nicholls St.	78	242	A	Tex.-Pan American	72	
								285	H	UTSA	40	310	N	Western Mich.	67	
								317	H	A&M-Corpus Christi	61	341	H	Houston Baptist	61	
LAST 12 Division I GAMES:																
105	H	Central Ark.	53	167	A	Sam Houston St.	58	232	A	Nicholls St.	78	341	H	Houston Baptist	61	
285	H	UTSA	40	60	H	Fresno St.	78	242	A	Tex.-Pan American	72	310	N	Western Mich.	67	
212	H	Texas St.	90	53	A	Texas Tech	88	105	H	Central Ark.	53	106	A	Memphis	77	
145	A	Stephen F. Austin	61	60	H	Fresno St.	78	145	A	Stephen F. Austin	61	157	H	North Texas	66	
317	H	A&M-Corpus Christi	61	91	N	Wichita St.	90	167	A	Sam Houston St.	58	174	H	Lamar	68	
174	H	Lamar	68					209	H	George Washington	63	212	H	Texas St.	90	

Non-Div I Games: McMurry 52 41 Neb. Omaha 52 60

Texas-Arlington

Loss, Non-Conf, S Site, H Home A Away N Neutral

T
o
l
e
d
o

Toledo				Through Games Of Sunday, February 5, 2012					
Average RPI Win: 184	WON-LOST	WINNING	LAST 12	STRENGTH OF	OPP. STRENGTH	TEAM	ADJ.	CONF.	ADJ CONF.
Average RPI Loss: 135	RECORD	PCT. RANK	GAMES	SCHEDULE	OF SCHEDULE	RPI	RPI	RPI	RPI
DIV. I ONLY	15- 7	73	9- 3	152	121	95	95	12	12
DIV. I NON-CONF.	7- 5	123	1- 1	72	84	60	60	13	13

TOTALS	RPI 1-25	RPI 26-50		W-L RECORDS	RPI 51-100		RPI 101-150		RPI 150+
15- 7	0- 2	1- 0		OVERALL	2- 1		1- 1		11- 3
9- 3	0- 1	1- 0		HOME	1- 1		1- 1		6- 0
6- 4	0- 1	0- 0		AWAY	1- 0		0- 0		5- 3
0- 0	0- 0	0- 0		NEUTRAL	0- 0		0- 0		0- 0
7- 5	0- 2	1- 0		NON-CONFERENCE	1- 0		1- 1		4- 2
5- 2	0- 1	1- 0		HOME	0- 0		1- 1		3- 0
2- 3	0- 1	0- 0		AWAY	1- 0		0- 0		1- 2
0- 0	0- 0	0- 0		NEUTRAL	0- 0		0- 0		0- 0
8- 2	0- 0	0- 0		CONFERENCE	1- 1		0- 0		7- 1
4- 1	0- 0	0- 0		HOME	1- 1		0- 0		3- 0
4- 1	0- 0	0- 0		AWAY	0- 0		0- 0		4- 1
0- 0	0- 0	0- 0		NEUTRAL	0- 0		0- 0		0- 0

RPI 1-25				RPI 26-50				RPI 51-100 Team's RPI: 95				RPI 101+			
RPI	S	Opponent	Score	RPI	S	Opponent	Score	RPI	S	Opponent	Score	RPI	S	Opponent	Score
18	A	Green Bay	68 84	46	H	Dayton	61 51	67	H	Eastern Mich.	66 70	103	H	Marquette	60 69
18	H	Green Bay	65 72					84	H	Miami (OH)	79 66	114	H	Albany (NY)	53 39
								99	A	Northwestern	75 56	154	H	Central Mich.	58 53
												185	H	Colorado St.	58 51
												189	A	Indiana	69 58
												194	H	Akron	71 60
												196	H	Iona	54 42
												202	A	Northern Ill.	49 47
												208	A	Buffalo	77 75
												214	A	Milwaukee	57 60
												218	A	Arkansas St.	56 64
												253	A	Ohio	52 33
												254	H	Ball St.	63 48
												287	H	Cleveland St.	81 42
												300	A	Kent St.	66 55
												310	A	Western Mich.	67 70
LAST 12 Division I GAMES:															
300	A	Kent St.	66 55	202	A	Northern Ill.	49 47								
194	H	Akron	71 60	67	H	Eastern Mich.	66 70								
208	A	Buffalo	77 75	154	H	Central Mich.	58 53								
84	H	Miami (OH)	79 66	310	A	Western Mich.	67 70								
253	A	Ohio	52 33	103	H	Marquette	60 69								
254	H	Ball St.	63 48	99	A	Northwestern	75 56								

Non-Div I Games:

Toledo

T
o
l
e
d
o

Average RPI Win:	197	WON-LOST	WINNING	LAST 12	STRENGTH OF	OPP. STRENGTH	TEAM	ADJ.	CONF.	ADJ CONF.
Average RPI Loss:	54	RECORD	PCT. RANK	GAMES	SCHEDULE	OF SCHEDULE	RPI	RPI	RPI	RPI
DIV. I ONLY	13- 9	113	5- 7	70	72	77	77	7	7	
DIV. I NON-CONF.	9- 2	37	2- 0	172	93	121	121	7	7	
TOTALS	RPI 1-25	RPI 26-50	W-L RECORDS	RPI 51-100	RPI 101-150	RPI 150+				
13- 9	0- 4	1- 1	OVERALL	0- 3	2- 0	10- 1				
8- 3	0- 1	1- 0	HOME	0- 2	1- 0	6- 0				
5- 6	0- 3	0- 1	AWAY	0- 1	1- 0	4- 1				
0- 0	0- 0	0- 0	NEUTRAL	0- 0	0- 0	0- 0				
9- 2	0- 2	0- 0	NON-CONFERENCE	0- 0	2- 0	7- 0				
5- 0	0- 0	0- 0	HOME	0- 0	1- 0	4- 0				
4- 2	0- 2	0- 0	AWAY	0- 0	1- 0	3- 0				
0- 0	0- 0	0- 0	NEUTRAL	0- 0	0- 0	0- 0				
4- 7	0- 2	1- 1	CONFERENCE	0- 3	0- 0	3- 1				
3- 3	0- 1	1- 0	HOME	0- 2	0- 0	2- 0				
1- 4	0- 1	0- 1	AWAY	0- 1	0- 0	1- 1				
0- 0	0- 0	0- 0	NEUTRAL	0- 0	0- 0	0- 0				

RPI 1-25				RPI 26-50				RPI 51-100				RPI 101+			
RPI	S	Opponent	Score	RPI	S	Opponent	Score	RPI	S	Opponent	Score	RPI	S	Opponent	Score
2	A	Connecticut	31 92	36	A	James Madison	57 67	72	H	UNC Wilmington	61 76	135	A	Coppin St.	61 59
6	A	Delaware	51 74	36	H	James Madison	65 58	81	H	VCU	59 66	150	H	UMBC	56 45
6	H	Delaware	46 65					93	A	Drexel	38 66	158	A	Saint Francis (PA)	59 53
12	A	Maryland	46 82									179	A	George Mason	54 78
												191	H	William & Mary	77 75
												198	H	Canisius	64 50
												201	H	Loyola Maryland	56 54
												217	A	Georgia St.	56 52
												217	H	Georgia St.	63 59
												231	H	Mt. St. Mary's	71 70
												241	A	Western Ky.	67 62
												248	H	Md.-East. Shore	58 45
												337	A	Delaware St.	70 59
LAST 12 Division I GAMES:															
217	H	Georgia St.	63 59	36	A	James Madison	57 67	191	H	William & Mary	77 75				
81	H	VCU	59 66	93	A	Drexel	38 66	6	A	Delaware	51 74				
72	H	UNC Wilmington	61 76	201	H	Loyola Maryland	56 54								
179	A	George Mason	54 78	337	A	Delaware St.	70 59								
217	A	Georgia St.	56 52												
6	H	Delaware	46 65												

Non-Div I Games:

Towson

Average RPI Win: 307		WON-LOST	WINNING	LAST 12	STRENGTH OF	OPP. STRENGTH	TEAM	ADJ.	CONF.	ADJ CONF.
Average RPI Loss: 197		RECORD	PCT. RANK	GAMES	SCHEDULE	OF SCHEDULE	RPI	RPI	RPI	RPI
DIV. I ONLY		2- 19	333	1- 11	282	279	334	334	19	19
DIV. I NON-CONF.		1- 9	322	0- 1	335	328	341	341	14	14
TOTALS	RPI 1-25	RPI 26-50		W-L RECORDS		RPI 51-100	RPI 101-150	RPI 150+		
2- 19	0- 0	0- 2		OVERALL		0- 1	0- 1	2- 15		
1- 8	0- 0	0- 1		HOME		0- 0	0- 0	1- 7		
1- 10	0- 0	0- 1		AWAY		0- 1	0- 1	1- 7		
0- 1	0- 0	0- 0		NEUTRAL		0- 0	0- 0	0- 1		
1- 9	0- 0	0- 0		NON-CONFERENCE		0- 1	0- 0	1- 8		
0- 3	0- 0	0- 0		HOME		0- 0	0- 0	0- 3		
1- 5	0- 0	0- 0		AWAY		0- 1	0- 0	1- 4		
0- 1	0- 0	0- 0		NEUTRAL		0- 0	0- 0	0- 1		
1- 10	0- 0	0- 2		CONFERENCE		0- 0	0- 1	1- 7		
1- 5	0- 0	0- 1		HOME		0- 0	0- 0	1- 4		
0- 5	0- 0	0- 1		AWAY		0- 0	0- 1	0- 3		
0- 0	0- 0	0- 0		NEUTRAL		0- 0	0- 0	0- 0		

RPI 1-25				RPI 26-50				RPI 51-100				RPI 101+				Team's RPI: 334	
RPI	S	Opponent	Score	RPI	S	Opponent	Score	RPI	S	Opponent	Score	RPI	S	Opponent	Score		
				42	A	Middle Tenn.	52 82	99	A	Auburn	47 74	116	A	Denver	51 73		
				42	H	Middle Tenn.	66 72					157	A	North Texas	36 57		
												159	H	American	45 55		
												170	H	FIU	41 65		
												171	A	South Ala.	26 63		
												171	H	South Ala.	46 53		
												178	A	Furman	57 75		
												183	H	Fla. Atlantic	46 66		
												233	H	Winthrop	66 80		
												241	A	Western Ky.	38 64		
												245	H	Kennesaw St.	57 66		
												258	H	La.-Monroe	46 49		
												295	N	Evansville	49 59		
												306	H	La.-Lafayette	58 52		
												308	A	Alabama St.	60 53		
												316	A	Maine	53 66		
												319	A	Mercer	59 69		
												339	A	Jacksonville St.	54 65		
LAST 12 Division I GAMES:																	
				306	H	La.-Lafayette	58 52	171	H	South Ala.	46 53						
				170	H	FIU	41 65	241	A	Western Ky.	38 64						
				171	A	South Ala.	26 63	42	H	Middle Tenn.	66 72						
				42	A	Middle Tenn.	52 82	157	A	North Texas	36 57						
				258	H	La.-Monroe	46 49	116	A	Denver	51 73						
				183	H	Fla. Atlantic	46 66	245	H	Kennesaw St.	57 66						

Non-Div I Games: Belhaven

53 56

Troy

Loss, Non-Conf, S Site, H Home A Away N Neutral

Tulane

Average RPI Win: **175**
 Average RPI Loss: **106**

WON-LOST
 RECORD

WINNING
 PCT. RANK

LAST 12
 GAMES

Through Games Of Sunday, February 5, 2012

STRENGTH OF
 SCHEDULE

OPP. STRENGTH
 OF SCHEDULE

TEAM
 RPI

ADJ.
 RPI

CONF.
 RPI

ADJ CONF.
 RPI

DIV. I ONLY	15- 5	43	9- 3	60	159	41	41	11	11
DIV. I NON-CONF.	9- 2	37	3- 0	81	166	43	43	18	18
TOTALS	RPI 1-25	RPI 26-50	W-L RECORDS	RPI 51-100	RPI 101-150	RPI 150+			
15- 5	0- 1	1- 0	OVERALL	3- 1	0- 2	11- 1			
9- 1	0- 0	1- 0	HOME	2- 1	0- 0	6- 0			
5- 3	0- 0	0- 0	AWAY	0- 0	0- 2	5- 1			
1- 1	0- 1	0- 0	NEUTRAL	1- 0	0- 0	0- 0			
9- 2	0- 1	1- 0	NON-CONFERENCE	2- 0	0- 1	6- 0			
5- 0	0- 0	1- 0	HOME	1- 0	0- 0	3- 0			
3- 1	0- 0	0- 0	AWAY	0- 0	0- 1	3- 0			
1- 1	0- 1	0- 0	NEUTRAL	1- 0	0- 0	0- 0			
6- 3	0- 0	0- 0	CONFERENCE	1- 1	0- 1	5- 1			
4- 1	0- 0	0- 0	HOME	1- 1	0- 0	3- 0			
2- 2	0- 0	0- 0	AWAY	0- 0	0- 1	2- 1			
0- 0	0- 0	0- 0	NEUTRAL	0- 0	0- 0	0- 0			

RPI 1-25				RPI 26-50				Team's RPI: 41				RPI 51-100				RPI 101+			
RPI	S	Opponent	Score	RPI	S	Opponent	Score	RPI	S	Opponent	Score	RPI	S	Opponent	Score	RPI	S	Opponent	Score
23	N	Purdue	48 61	37	H	LSU	65 62					65	H	UTEP	64 65	106	A	Memphis	59 61
												66	N	Idaho St.	45 37	120	A	Mississippi St.	55 70
												75	H	Hampton	66 53	157	A	North Texas	55 47
												86	H	UAB	52 41	169	H	SMU	75 63
																176	H	UCF	64 52
																180	H	Marshall	68 52
																182	A	Tulsa	66 51
																206	A	Louisiana Tech	61 52
																216	A	Rice	49 67
																237	H	Southern U.	66 59
																240	H	Col. of Charleston	57 42
																249	A	East Carolina	63 49
																258	H	La.-Monroe	62 45
																306	A	La.-Lafayette	75 40
LAST 12 Division I GAMES:																			
169	H	SMU	75 63	216	A	Rice	49 67												
249	A	East Carolina	63 49	176	H	UCF	64 52												
180	H	Marshall	68 52	106	A	Memphis	59 61												
182	A	Tulsa	66 51	75	H	Hampton	66 53												
86	H	UAB	52 41	240	H	Col. of Charleston	57 42												
65	H	UTEP	64 65	306	A	La.-Lafayette	75 40												

Non-Div I Games: Loyola (LA) 74 49 New Orleans 86 39

Tulane

Loss, Non-Conf, S Site, H Home A Away N Neutral

Average RPI Win:	219	WON-LOST	WINNING	LAST 12	STRENGTH OF	OPP. STRENGTH	TEAM	ADJ.	CONF.	ADJ CONF.
Average RPI Loss:	145	RECORD	PCT. RANK	GAMES	SCHEDULE	OF SCHEDULE	RPI	RPI	RPI	RPI
DIV. I ONLY	9- 11	204	6- 5	134	211	182	182	11	11	
DIV. I NON-CONF.	4- 6	212	1- 0	104	275	174	174	18	18	
TOTALS	RPI 1-25	RPI 26-50	W-L RECORDS	RPI 51-100	RPI 101-150	RPI 150+				
9- 11	0- 0	0- 2	OVERALL	0- 2	2- 1	7- 6				
7- 3	0- 0	0- 2	HOME	0- 1	2- 0	5- 0				
2- 8	0- 0	0- 0	AWAY	0- 1	0- 1	2- 6				
0- 0	0- 0	0- 0	NEUTRAL	0- 0	0- 0	0- 0				
4- 6	0- 0	0- 1	NON-CONFERENCE	0- 0	2- 1	2- 4				
4- 1	0- 0	0- 1	HOME	0- 0	2- 0	2- 0				
0- 5	0- 0	0- 0	AWAY	0- 0	0- 1	0- 4				
0- 0	0- 0	0- 0	NEUTRAL	0- 0	0- 0	0- 0				
5- 5	0- 0	0- 1	CONFERENCE	0- 2	0- 0	5- 2				
3- 2	0- 0	0- 1	HOME	0- 1	0- 0	3- 0				
2- 3	0- 0	0- 0	AWAY	0- 1	0- 0	2- 2				
0- 0	0- 0	0- 0	NEUTRAL	0- 0	0- 0	0- 0				

RPI S	Opponent	Score	RPI S	Opponent	Score	RPI S	Opponent	Score	RPI S	Opponent	Score	Team's RPI: 182
41	H Tulane	51 66	43	H BYU	61 64	65	A UTEP	56 67	124	H Oral Roberts	65 57	
						86	H UAB	40 47	144	A UALR	48 52	
									145	H Stephen F. Austin	72 53	
									169	A SMU	42 39	
									175	A TCU	43 60	
									176	A UCF	48 54	
									180	A Marshall	45 63	
									185	A Colorado St.	68 87	
									216	H Rice	69 42	
									218	A Arkansas St.	70 80	
									218	H Arkansas St.	70 48	
									220	H Grambling	61 56	
									236	H Southern Miss.	68 57	
									282	A Utah Valley	62 78	
									321	A Houston	77 48	
									321	H Houston	67 53	
LAST 12 Division I GAMES:												
321	H Houston	67 53	216	H Rice	69 42							
176	A UCF	48 54	65	A UTEP	56 67							
169	A SMU	42 39	180	A Marshall	45 63							
86	H UAB	40 47	236	H Southern Miss.	68 57							
41	H Tulane	51 66	145	H Stephen F. Austin	72 53							
321	A Houston	77 48	175	A TCU	43 60							

Non-Div I Games: Neb. Omaha 68 60

Tulsa

Average RPI Win:	237	WON-LOST	WINNING	LAST 12	STRENGTH OF	OPP. STRENGTH	TEAM	ADJ.	CONF.	ADJ CONF.
Average RPI Loss:	95	RECORD	PCT. RANK	GAMES	SCHEDULE	OF SCHEDULE	RPI	RPI	RPI	RPI
DIV. I ONLY	16- 5	40	9- 3	248	188	86	86	11	11	
DIV. I NON-CONF.	9- 3	61	2- 1	265	282	98	98	18	18	
TOTALS	RPI 1-25	RPI 26-50	W-L RECORDS	RPI 51-100	RPI 101-150	RPI 150+				
16- 5	0- 0	0- 1	OVERALL	1- 2	0- 1	15- 1				
7- 1	0- 0	0- 0	HOME	1- 0	0- 1	6- 0				
8- 4	0- 0	0- 1	AWAY	0- 2	0- 0	8- 1				
1- 0	0- 0	0- 0	NEUTRAL	0- 0	0- 0	1- 0				
9- 3	0- 0	0- 0	NON-CONFERENCE	1- 2	0- 0	8- 1				
4- 0	0- 0	0- 0	HOME	1- 0	0- 0	3- 0				
4- 3	0- 0	0- 0	AWAY	0- 2	0- 0	4- 1				
1- 0	0- 0	0- 0	NEUTRAL	0- 0	0- 0	1- 0				
7- 2	0- 0	0- 1	CONFERENCE	0- 0	0- 1	7- 0				
3- 1	0- 0	0- 0	HOME	0- 0	0- 1	3- 0				
4- 1	0- 0	0- 1	AWAY	0- 0	0- 0	4- 0				
0- 0	0- 0	0- 0	NEUTRAL	0- 0	0- 0	0- 0				

RPI 1-25	RPI 26-50	RPI 51-100	Team's RPI: 86	RPI 101+
RPI S Opponent Score	RPI S Opponent Score	RPI S Opponent Score		RPI S Opponent Score
	41 Tulane 41 52	63 Chattanooga 59 65		106 Memphis 59 70
		75 Hampton 43 38		166 Florida A&M 59 69
		97 McNeese St. 56 61		176 UCF 61 54
				180 Marshall 50 45
				182 Tulsa 47 40
				207 Clemson 51 36
				216 Rice 60 45
				221 Alabama A&M 57 46
				236 Southern Miss. 65 59
				241 Western Ky. 58 36
				249 East Carolina 44 39
				272 N East Tenn. St. 59 47
				286 Austin Peay 49 45
				302 UNC Greensboro 72 42
				312 Morehead St. 70 47
				318 Southeast Mo. St. 64 41
				321 Houston 67 43
LAST 12 Division I GAMES:				
180 Marshall 50 45	176 UCF 61 54			
236 Southern Miss. 65 59	249 East Carolina 44 39			
182 Tulsa 47 40	216 Rice 60 45			
106 Memphis 59 70	166 Florida A&M 59 69			
41 Tulane 41 52	207 Clemson 51 36			
321 Houston 67 43	75 Hampton 43 38			

Non-Div I Games:

UAB

Loss, Non-Conf, S Site, Home Away N Neutral

Average RPI Win:	209	WON-LOST	WINNING	LAST 12	STRENGTH OF	OPP. STRENGTH	TEAM	ADJ.	CONF.	ADJ CONF.
Average RPI Loss:	121	RECORD	PCT. RANK	GAMES	SCHEDULE	OF SCHEDULE	RPI	RPI	RPI	RPI
DIV. I ONLY	12- 11	162	9- 3	109	166	144	144	19	19	
DIV. I NON-CONF.	5- 8	220	2- 0	39	187	102	102	14	14	
TOTALS	RPI 1-25	RPI 26-50	W-L RECORDS	RPI 51-100	RPI 101-150	RPI 150+				
12- 11	0- 1	0- 1	OVERALL	0- 2	1- 3	11- 4				
8- 5	0- 1	0- 0	HOME	0- 1	0- 2	8- 1				
4- 6	0- 0	0- 1	AWAY	0- 1	1- 1	3- 3				
0- 0	0- 0	0- 0	NEUTRAL	0- 0	0- 0	0- 0				
5- 8	0- 1	0- 1	NON-CONFERENCE	0- 2	0- 2	5- 2				
4- 4	0- 1	0- 0	HOME	0- 1	0- 1	4- 1				
1- 4	0- 0	0- 1	AWAY	0- 1	0- 1	1- 1				
0- 0	0- 0	0- 0	NEUTRAL	0- 0	0- 0	0- 0				
7- 3	0- 0	0- 0	CONFERENCE	0- 0	1- 1	6- 2				
4- 1	0- 0	0- 0	HOME	0- 0	0- 1	4- 0				
3- 2	0- 0	0- 0	AWAY	0- 0	1- 0	2- 2				
0- 0	0- 0	0- 0	NEUTRAL	0- 0	0- 0	0- 0				

RPI 1-25				RPI 26-50				RPI 51-100				RPI 101+ Team's RPI: 144			
RPI	S	Opponent	Score	RPI	S	Opponent	Score	RPI	S	Opponent	Score	RPI	S	Opponent	Score
7	H	Texas A&M	54 83	50	A	Missouri St.	50 73	71	A	South Dakota St.	55 64	106	H	Memphis	66 81
								71	H	South Dakota St.	49 60	116	A	Denver	53 51
												116	H	Denver	50 60
												124	A	Oral Roberts	63 78
												152	H	Seattle	72 63
												157	A	North Texas	57 64
												169	H	SMU	60 69
												171	H	South Ala.	55 43
												182	H	Tulsa	52 48
												183	H	Fla. Atlantic	60 38
												206	A	Louisiana Tech	48 64
												216	A	Rice	67 47
												218	A	Arkansas St.	64 57
												232	H	Nicholls St.	62 48
												236	H	Southern Miss.	70 44
												241	A	Western Ky.	61 50
												258	A	La.-Monroe	54 58
												258	H	La.-Monroe	52 46
												306	H	La.-Lafayette	56 45
LAST 12 Division I GAMES:															
258	H	La.-Monroe	52 46	258	A	La.-Monroe	54 58	183	H	Fla. Atlantic	60 38				
116	H	Denver	50 60					232	H	Nicholls St.	62 48				
171	H	South Ala.	55 43					116	A	Denver	53 51				
241	A	Western Ky.	61 50					157	A	North Texas	57 64				
306	H	La.-Lafayette	56 45					152	H	Seattle	72 63				
218	A	Arkansas St.	64 57												

Non-Div I Games:

UALR

■ Loss,
■ Non-Conf,
■ S Site,
■ H Home
■ A Away
N Neutral

Average RPI Win:	205	WON-LOST	WINNING	LAST 12	STRENGTH OF	OPP. STRENGTH	TEAM	ADJ.	CONF.	ADJ CONF.
Average RPI Loss:	156	RECORD	PCT. RANK	GAMES	SCHEDULE	OF SCHEDULE	RPI	RPI	RPI	RPI
DIV. I ONLY	14- 7	83	8- 4	186	187	102	102	21	21	
DIV. I NON-CONF.	8- 4	89	2- 1	109	119	67	67	20	20	
TOTALS	RPI 1-25	RPI 26-50	W-L RECORDS	RPI 51-100	RPI 101-150	RPI 150+				
14- 7	0- 1	0- 0	OVERALL	2- 1	2- 0	10- 5				
7- 1	0- 0	0- 0	HOME	1- 0	1- 0	5- 1				
6- 5	0- 1	0- 0	AWAY	1- 1	0- 0	5- 3				
1- 1	0- 0	0- 0	NEUTRAL	0- 0	1- 0	0- 1				
8- 4	0- 1	0- 0	NON-CONFERENCE	2- 1	1- 0	5- 2				
4- 0	0- 0	0- 0	HOME	1- 0	0- 0	3- 0				
3- 3	0- 1	0- 0	AWAY	1- 1	0- 0	2- 1				
1- 1	0- 0	0- 0	NEUTRAL	0- 0	1- 0	0- 1				
6- 3	0- 0	0- 0	CONFERENCE	0- 0	1- 0	5- 3				
3- 1	0- 0	0- 0	HOME	0- 0	1- 0	2- 1				
3- 2	0- 0	0- 0	AWAY	0- 0	0- 0	3- 2				
0- 0	0- 0	0- 0	NEUTRAL	0- 0	0- 0	0- 0				

RPI 1-25				RPI 26-50				RPI 51-100				RPI 101+ Team's RPI: 102			
RPI	S	Opponent	Score	RPI	S	Opponent	Score	RPI	S	Opponent	Score	RPI	S	Opponent	Score
4	A	Stanford	44 93					55	A	St. Mary's (CA)	58 75	113	H	Pacific	59 51
								91	H	Wichita St.	62 47	116	N	Denver	60 51
								96	A	Washington	69 68	151	H	Cal St. Northridge	55 53
												152	A	Seattle	66 62
												162	N	Portland St.	57 68
												186	A	Cal Poly	65 87
												190	A	Santa Clara	78 81
												226	A	UC Santa Barbara	51 47
												244	A	UC Irvine	54 60
												246	A	Hawaii	62 57
												252	A	Cal St. Fullerton	57 55
												252	H	Cal St. Fullerton	50 58
												277	H	Long Beach St.	78 62
												278	H	San Francisco	64 50
												279	H	San Jose St.	80 60
												292	A	UC Riverside	70 53
												294	H	Sacramento St.	68 57
LAST 12 Division I GAMES:															
252	A	Cal St. Fullerton	57 55	244	A	UC Irvine	54 60								
186	A	Cal Poly	65 87	292	A	UC Riverside	70 53								
226	A	UC Santa Barbara	51 47	252	H	Cal St. Fullerton	50 58								
113	H	Pacific	59 51	246	A	Hawaii	62 57								
277	H	Long Beach St.	78 62	162	N	Portland St.	57 68								
151	H	Cal St. Northridge	55 53	116	N	Denver	60 51								

Non-Div I Games:

UC Davis

■ Loss,
 ■ Non-Conf,
 ■ S Site,
 ■ H Home
 ■ A Away
 N Neutral

Average RPI Win:	220	WON-LOST	WINNING	LAST 12	STRENGTH OF	OPP. STRENGTH	TEAM	ADJ.	CONF.	ADJ CONF.
Average RPI Loss:	184	RECORD	PCT. RANK	GAMES	SCHEDULE	OF SCHEDULE	RPI	RPI	RPI	RPI
DIV. I ONLY	10- 13	210	6- 6	253	258	244	244	21	21	
DIV. I NON-CONF.	4- 9	256	0- 2	272	236	253	253	20	20	
TOTALS	RPI 1-25	RPI 26-50	W-L RECORDS	RPI 51-100	RPI 101-150	RPI 150+				
10- 13	0- 0	0- 0	OVERALL	0- 0	2- 3	8- 10				
6- 5	0- 0	0- 0	HOME	0- 0	2- 2	4- 3				
2- 8	0- 0	0- 0	AWAY	0- 0	0- 1	2- 6				
2- 0	0- 0	0- 0	NEUTRAL	0- 0	0- 0	2- 0				
4- 9	0- 0	0- 0	NON-CONFERENCE	0- 0	0- 3	4- 6				
2- 3	0- 0	0- 0	HOME	0- 0	0- 2	2- 1				
0- 6	0- 0	0- 0	AWAY	0- 0	0- 1	0- 5				
2- 0	0- 0	0- 0	NEUTRAL	0- 0	0- 0	2- 0				
6- 4	0- 0	0- 0	CONFERENCE	0- 0	2- 0	4- 4				
4- 2	0- 0	0- 0	HOME	0- 0	2- 0	2- 2				
2- 2	0- 0	0- 0	AWAY	0- 0	0- 0	2- 2				
0- 0	0- 0	0- 0	NEUTRAL	0- 0	0- 0	0- 0				

RPI 1-25			RPI 26-50			RPI 51-100			RPI 101+			Team's RPI: 244
RPI	S	Opponent	Score	RPI	S	Opponent	Score	RPI	S	Opponent	Score	
								102	H	UC Davis	60	54
								113	H	Pacific	77	75
								119	H	San Diego St.	57	76
								121	A	Oregon	77	89
								125	H	Utah St.	64	69
								151	A	Cal St. Northridge	49	55
								151	H	Cal St. Northridge	59	80
								152	H	Seattle	58	86
								156	A	Northern Colo.	56	71
								162	A	Portland St.	76	80
								172	A	Portland	56	64
								186	A	Cal Poly	62	60
								190	H	Santa Clara	88	82
								213	A	Wyoming	42	51
								226	A	UC Santa Barbara	61	53
								232	N	Nicholls St.	62	48
								252	H	Cal St. Fullerton	73	68
								277	A	Long Beach St.	51	63
								277	H	Long Beach St.	86	61
								292	H	UC Riverside	67	70
								294	H	Sacramento St.	81	75
								296	A	CSU Bakersfield	92	104
								332	N	Weber St.	57	54
LAST 12 Division I GAMES:												
151	H	Cal St. Northridge	59	80	226	A	UC Santa Barbara	61	53			
277	H	Long Beach St.	86	61	102	H	UC Davis	60	54			
292	H	UC Riverside	67	70	113	H	Pacific	77	75			
152	H	Seattle	58	86	277	A	Long Beach St.	51	63			
252	H	Cal St. Fullerton	73	68	151	A	Cal St. Northridge	49	55			
186	A	Cal Poly	62	60	213	A	Wyoming	42	51			

Non-Div I Games:

UC Irvine

■ Loss,
 ■ Non-Conf,
 ■ S Site,
 ■ H Home
 ■ A Away
 N Neutral

UC Riverside

Through Games Of Sunday, February 5, 2012

Average RPI Win:	271	WON-LOST	WINNING	LAST 12	STRENGTH OF	OPP. STRENGTH	TEAM	ADJ.	CONF.	ADJ CONF.
Average RPI Loss:	164	RECORD	PCT. RANK	GAMES	SCHEDULE	OF SCHEDULE	RPI	RPI	RPI	RPI
DIV. I ONLY	5- 17	299	3- 9	229	217	292	292	21	21	
DIV. I NON-CONF.	2- 10	303	0- 2	247	169	299	299	20	20	
TOTALS	RPI 1-25	RPI 26-50	W-L RECORDS	RPI 51-100	RPI 101-150	RPI 150+				
5- 17	0- 0	0- 1	OVERALL	0- 3	0- 4	5- 9				
3- 5	0- 0	0- 0	HOME	0- 1	0- 2	3- 2				
2- 12	0- 0	0- 1	AWAY	0- 2	0- 2	2- 7				
0- 0	0- 0	0- 0	NEUTRAL	0- 0	0- 0	0- 0				
2- 10	0- 0	0- 1	NON-CONFERENCE	0- 3	0- 2	2- 4				
1- 2	0- 0	0- 0	HOME	0- 1	0- 0	1- 1				
1- 8	0- 0	0- 1	AWAY	0- 2	0- 2	1- 3				
0- 0	0- 0	0- 0	NEUTRAL	0- 0	0- 0	0- 0				
3- 7	0- 0	0- 0	CONFERENCE	0- 0	0- 2	3- 5				
2- 3	0- 0	0- 0	HOME	0- 0	0- 2	2- 1				
1- 4	0- 0	0- 0	AWAY	0- 0	0- 0	1- 4				
0- 0	0- 0	0- 0	NEUTRAL	0- 0	0- 0	0- 0				

RPI S	Opponent	Score	RPI S	Opponent	Score	RPI S	Opponent	Score	RPI S	Opponent	Score	Team's RPI: 292
26	A Gonzaga	56 83	59	A Arizona St.	46 66	102	H UC Davis	53 70	113	H Pacific	59 80	
			60	H Fresno St.	62 67	125	A Utah St.	68 71	129	A UNLV	36 64	
			73	A Washington St.	35 74	151	A Cal St. Northridge	55 63	151	H Cal St. Northridge	58 64	
						186	A Cal Poly	43 71	226	A UC Santa Barbara	43 63	
						228	A Boise St.	58 68	244	A UC Irvine	70 67	
						252	H Cal St. Fullerton	69 65	277	A Long Beach St.	59 70	
						277	H Long Beach St.	75 71	281	A Northern Ariz.	59 67	
						288	A Idaho	70 57	296	A CSU Bakersfield	66 72	
						296	H CSU Bakersfield	76 62	296	H CSU Bakersfield	76 62	
						306	H La.-Lafayette	56 59				
LAST 12 Division I GAMES:												
277	H Long Beach St.	75 71	186	A Cal Poly	43 71							
151	H Cal St. Northridge	58 64	113	H Pacific	59 80							
244	A UC Irvine	70 67	102	H UC Davis	53 70							
252	H Cal St. Fullerton	69 65	151	A Cal St. Northridge	55 63							
296	A CSU Bakersfield	66 72	277	A Long Beach St.	59 70							
226	A UC Santa Barbara	43 63	60	H Fresno St.	62 67							

Non-Div I Games:

UC Riverside

■ Loss,
 ■ Non-Conf,
 ■ S Site,
 ■ Home
 ■ A Away
 N Neutral

Average RPI Win:	180	WON-LOST	WINNING	LAST 12	STRENGTH OF	OPP. STRENGTH	TEAM	ADJ.	CONF.	ADJ CONF.
Average RPI Loss:	167	RECORD	PCT. RANK	GAMES	SCHEDULE	OF SCHEDULE	RPI	RPI	RPI	RPI
DIV. I ONLY	8- 13	236	4- 8	173	176	226	226	21	21	
DIV. I NON-CONF.	5- 7	208	1- 2	118	139	193	193	20	20	
TOTALS	RPI 1-25	RPI 26-50	W-L RECORDS	RPI 51-100	RPI 101-150	RPI 150+				
8- 13	0- 0	0- 1	OVERALL	2- 1	1- 3	5- 8				
5- 6	0- 0	0- 0	HOME	1- 1	1- 3	3- 2				
3- 7	0- 0	0- 1	AWAY	1- 0	0- 0	2- 6				
0- 0	0- 0	0- 0	NEUTRAL	0- 0	0- 0	0- 0				
5- 7	0- 0	0- 1	NON-CONFERENCE	2- 1	1- 1	2- 4				
4- 2	0- 0	0- 0	HOME	1- 1	1- 1	2- 0				
1- 5	0- 0	0- 1	AWAY	1- 0	0- 0	0- 4				
0- 0	0- 0	0- 0	NEUTRAL	0- 0	0- 0	0- 0				
3- 6	0- 0	0- 0	CONFERENCE	0- 0	0- 2	3- 4				
1- 4	0- 0	0- 0	HOME	0- 0	0- 2	1- 2				
2- 2	0- 0	0- 0	AWAY	0- 0	0- 0	2- 2				
0- 0	0- 0	0- 0	NEUTRAL	0- 0	0- 0	0- 0				

RPI S	Opponent	Score	RPI S	Opponent	Score	RPI S	Opponent	Score	RPI S	Opponent	Score	Team's RPI: 226
45	A Southern California	39 50	55	H St. Mary's (CA)	61 52	102	H UC Davis	47 51	113	H Pacific	48 52	
			65	A UTEP	49 48	126	H Pepperdine	54 44	129	H UNLV	44 46	
			96	H Washington	37 46	151	A Cal St. Northridge	71 67	152	A Seattle	55 60	
						156	A Northern Colo.	39 44	162	A Portland St.	51 65	
						186	A Cal Poly	58 61	186	H Cal Poly	52 67	
						224	H Loyola Marymount	66 49	244	H UC Irvine	53 61	
						252	A Cal St. Fullerton	39 37	277	A Long Beach St.	34 46	
						278	H San Francisco	60 41	292	H UC Riverside	63 43	
						324	A New Mexico St.	51 52				
LAST 12 Division I GAMES:												
186	H Cal Poly	52 67	292	H UC Riverside	63 43							
45	A Southern California	39 50	244	H UC Irvine	53 61							
113	H Pacific	48 52	252	A Cal St. Fullerton	39 37							
102	H UC Davis	47 51	186	A Cal Poly	58 61							
151	A Cal St. Northridge	71 67	65	A UTEP	49 48							
277	A Long Beach St.	34 46	324	A New Mexico St.	51 52							

Non-Div I Games:

UC Santa Barbara

■ Loss,
 ■ Non-Conf,
 ■ S Site,
 ■ H Home
 ■ A Away
 N Neutral

UCF				Through Games Of Sunday, February 5, 2012						
Average RPI Win:	232	WON-LOST	WINNING	LAST 12	STRENGTH OF	OPP. STRENGTH	TEAM	ADJ.	CONF.	ADJ CONF.
Average RPI Loss:	103	RECORD	PCT. RANK	GAMES	SCHEDULE	OF SCHEDULE	RPI	RPI	RPI	RPI
DIV. I ONLY	10- 12	194	5- 7	69	210	176	176	11	11	
DIV. I NON-CONF.	5- 7	208	0- 2	89	255	192	192	18	18	
TOTALS	RPI 1-25	RPI 26-50	W-L RECORDS	RPI 51-100	RPI 101-150	RPI 150+				
10- 12	0- 1	0- 1	OVERALL	0- 5	0- 1	10- 4				
9- 6	0- 0	0- 0	HOME	0- 3	0- 0	9- 3				
1- 6	0- 1	0- 1	AWAY	0- 2	0- 1	1- 1				
0- 0	0- 0	0- 0	NEUTRAL	0- 0	0- 0	0- 0				
5- 7	0- 1	0- 0	NON-CONFERENCE	0- 3	0- 0	5- 3				
5- 5	0- 0	0- 0	HOME	0- 3	0- 0	5- 2				
0- 2	0- 1	0- 0	AWAY	0- 0	0- 0	0- 1				
0- 0	0- 0	0- 0	NEUTRAL	0- 0	0- 0	0- 0				
5- 5	0- 0	0- 1	CONFERENCE	0- 2	0- 1	5- 1				
4- 1	0- 0	0- 0	HOME	0- 0	0- 0	4- 1				
1- 4	0- 0	0- 1	AWAY	0- 2	0- 1	1- 0				
0- 0	0- 0	0- 0	NEUTRAL	0- 0	0- 0	0- 0				

U
C
F

RPI 1-25				RPI 26-50				RPI 51-100				RPI 101+ Team's RPI: 176			
RPI	S	Opponent	Score	RPI	S	Opponent	Score	RPI	S	Opponent	Score	RPI	S	Opponent	Score
3	A	Notre Dame	38 90	41	A	Tulane	52 64	61	H	Florida St.	47 60	106	A	Memphis	57 65
								65	A	UTEP	38 67	166	H	Florida A&M	67 51
								76	H	Fla. Gulf Coast	36 75	169	H	SMU	48 60
								86	A	UAB	54 61	170	H	FIU	46 61
								88	H	Hartford	46 55	171	A	South Ala.	76 89
												180	A	Marshall	55 44
												181	H	Virginia Tech	41 32
												182	H	Tulsa	54 48
												203	H	Fordham	57 70
												216	H	Rice	65 63
												236	H	Southern Miss.	65 47
												249	H	East Carolina	59 53
												264	H	Savannah St.	62 48
												319	H	Mercer	72 43
												330	H	Bethune-Cookman	66 49
LAST 12 Division I GAMES:															
106	A	Memphis	57 65	236	H	Southern Miss.	65 47								
182	H	Tulsa	54 48	86	A	UAB	54 61								
65	A	UTEP	38 67	41	A	Tulane	52 64								
169	H	SMU	48 60	249	H	East Carolina	59 53								
180	A	Marshall	55 44	61	H	Florida St.	47 60								
216	H	Rice	65 63	3	A	Notre Dame	38 90								

Non-Div I Games:

UCF

Average RPI Win: 132		WON-LOST	WINNING	LAST 12	STRENGTH OF		OPP. STRENGTH	TEAM	ADJ.	CONF.	ADJ CONF.
Average RPI Loss: 49		RECORD	PCT. RANK	GAMES	SCHEDULE		OF SCHEDULE	RPI	RPI	RPI	RPI
DIV. I ONLY		12- 10	143	7- 5	12		23	51	51	5	5
DIV. I NON-CONF.		5- 6	190	0- 1	21		17	51	51	6	6
TOTALS		RPI 1-25	RPI 26-50		W-L RECORDS		RPI 51-100	RPI 101-150		RPI 150+	
12- 10		0- 3	1- 3		OVERALL		5- 2	3- 2		3- 0	
7- 4		0- 2	1- 1		HOME		4- 0	1- 1		1- 0	
4- 5		0- 1	0- 2		AWAY		1- 1	2- 1		1- 0	
1- 1		0- 0	0- 0		NEUTRAL		0- 1	0- 0		1- 0	
5- 6		0- 2	0- 2		NON-CONFERENCE		1- 2	1- 0		3- 0	
3- 1		0- 1	0- 0		HOME		1- 0	1- 0		1- 0	
1- 4		0- 1	0- 2		AWAY		0- 1	0- 0		1- 0	
1- 1		0- 0	0- 0		NEUTRAL		0- 1	0- 0		1- 0	
7- 4		0- 1	1- 1		CONFERENCE		4- 0	2- 2		0- 0	
4- 3		0- 1	1- 1		HOME		3- 0	0- 1		0- 0	
3- 1		0- 0	0- 0		AWAY		1- 0	2- 1		0- 0	
0- 0		0- 0	0- 0		NEUTRAL		0- 0	0- 0		0- 0	

RPI 1-25				RPI 26-50				RPI 51-100 Team's RPI: 51				RPI 101+			
RPI	S	Opponent	Score	RPI	S	Opponent	Score	RPI	S	Opponent	Score	RPI	S	Opponent	Score
1	A	Baylor	50 83	30	H	California	60 55	52	N	West Virginia	54 63	104	A	Colorado	62 54
4	H	Stanford	50 77	37	A	LSU	41 58	58	A	Saint Joseph's	60 64	119	H	San Diego St.	78 71
5	H	Tennessee	64 85	43	A	Temple	53 59	59	A	Arizona St.	64 48	121	H	Oregon	62 83
				45	H	Southern California	43 47	62	H	Oregon St.	69 60	122	A	Arizona	66 74
								73	H	Washington St.	73 52	140	A	Utah	65 60
								96	H	Washington	79 73	224	A	Loyola Marymount	84 43
								97	H	McNeese St.	67 59	266	H	Tennessee Tech	74 52
												309	N	Colgate	68 48
LAST 12 Division I GAMES:															
				73	H	Washington St.	73 52	45	H	Southern California	43 47				
				96	H	Washington	79 73	59	A	Arizona St.	64 48				
				104	A	Colorado	62 54	122	A	Arizona	66 74				
				140	A	Utah	65 60	4	H	Stanford	50 77				
				121	H	Oregon	62 83	30	H	California	60 55				
				62	H	Oregon St.	69 60	58	A	Saint Joseph's	60 64				

Non-Div I Games:

UCLA

■ Loss,
 ■ Non-Conf,
 ■ S Site,
 ■ H Home
 ■ A Away
 N Neutral

U
M
B
C

UMBC				Through Games Of Sunday, February 5, 2012						
Average RPI Win: 229		WON-LOST	WINNING	LAST 12	STRENGTH OF	OPP. STRENGTH	TEAM	ADJ.	CONF.	ADJ CONF.
Average RPI Loss: 114		RECORD	PCT. RANK	GAMES	SCHEDULE	OF SCHEDULE	RPI	RPI	RPI	RPI
DIV. I ONLY		12- 12	167	6- 6	131	207	150	150	15	15
DIV. I NON-CONF.		6- 7	181	0- 1	73	181	118	118	15	15
TOTALS		RPI 1-25	RPI 26-50	W-L RECORDS	RPI 51-100	RPI 101-150	RPI 150+			
12- 12	0- 2	0- 0	OVERALL	1- 3	0- 4	11- 3				
7- 4	0- 2	0- 0	HOME	1- 1	0- 1	6- 0				
5- 7	0- 0	0- 0	AWAY	0- 2	0- 2	5- 3				
0- 1	0- 0	0- 0	NEUTRAL	0- 0	0- 1	0- 0				
6- 7	0- 2	0- 0	NON-CONFERENCE	0- 2	0- 2	6- 1				
3- 2	0- 2	0- 0	HOME	0- 0	0- 0	3- 0				
3- 4	0- 0	0- 0	AWAY	0- 2	0- 1	3- 1				
0- 1	0- 0	0- 0	NEUTRAL	0- 0	0- 1	0- 0				
6- 5	0- 0	0- 0	CONFERENCE	1- 1	0- 2	5- 2				
4- 2	0- 0	0- 0	HOME	1- 1	0- 1	3- 0				
2- 3	0- 0	0- 0	AWAY	0- 0	0- 1	2- 2				
0- 0	0- 0	0- 0	NEUTRAL	0- 0	0- 0	0- 0				
RPI 1-25		RPI 26-50	RPI 51-100	RPI 101+	Team's RPI: 150					
RPI S Opponent Score	RPI S Opponent Score	RPI S Opponent Score	RPI S Opponent Score	RPI S Opponent Score						
12 H Maryland 59 70			70 H Boston U. 53 59	114 A Albany (NY) 41 53						
25 H Princeton 41 56			75 A Hampton 47 75	114 H Albany (NY) 63 65						
			77 A Towson 45 56	135 A Coppin St. 60 68						
			88 H Hartford 71 59	138 N High Point 51 62						
				168 A Monmouth 68 64						
				179 H George Mason 65 53						
				181 A Virginia Tech 52 57						
				192 A New Hampshire 68 75						
				192 H New Hampshire 67 65						
				201 A Loyola Maryland 60 56						
				222 A Navy 54 46						
				234 A Binghamton 43 61						
				248 H Md.-East. Shore 65 60						
				255 H Morgan St. 72 50						
				256 A Vermont 67 58						
				305 H Stony Brook 73 47						
				316 A Maine 75 55						
				316 H Maine 66 44						
LAST 12 Division I GAMES:										
316 H Maine 66 44	88 H Hartford 71 59									
114 H Albany (NY) 63 65	305 H Stony Brook 73 47									
192 A New Hampshire 68 75	316 A Maine 75 55									
70 H Boston U. 53 59	114 A Albany (NY) 41 53									
256 A Vermont 67 58	192 H New Hampshire 67 65									
234 A Binghamton 43 61	181 A Virginia Tech 52 57									

U
M
B
C

Non-Div I Games:

UMBC

Loss, Non-Conf, S Site, H Home A Away N Neutral

Average RPI Win: 224	WON-LOST	WINNING	LAST 12	STRENGTH OF	OPP. STRENGTH	TEAM	ADJ.	CONF.	ADJ CONF.
Average RPI Loss: 133	RECORD	PCT. RANK	GAMES	SCHEDULE	OF SCHEDULE	RPI	RPI	RPI	RPI
DIV. I ONLY	13- 9	113	7- 4	234	178	142	142	16	16
DIV. I NON-CONF.	7- 3	86	1- 0	220	196	132	132	11	11
<hr/>									
TOTALS	RPI 1-25	RPI 26-50	W-L RECORDS	RPI 51-100	RPI 101-150	RPI 150+			
13- 9	0- 0	0- 1	OVERALL	2- 4	2- 1	9- 3			
7- 2	0- 0	0- 0	HOME	1- 1	1- 0	5- 1			
4- 7	0- 0	0- 1	AWAY	1- 3	0- 1	3- 2			
2- 0	0- 0	0- 0	NEUTRAL	0- 0	1- 0	1- 0			
7- 3	0- 0	0- 1	NON-CONFERENCE	1- 2	1- 0	5- 0			
3- 1	0- 0	0- 0	HOME	0- 1	0- 0	3- 0			
2- 2	0- 0	0- 1	AWAY	1- 1	0- 0	1- 0			
2- 0	0- 0	0- 0	NEUTRAL	0- 0	1- 0	1- 0			
6- 6	0- 0	0- 0	CONFERENCE	1- 2	1- 1	4- 3			
4- 1	0- 0	0- 0	HOME	1- 0	1- 0	2- 1			
2- 5	0- 0	0- 0	AWAY	0- 2	0- 1	2- 2			
0- 0	0- 0	0- 0	NEUTRAL	0- 0	0- 0	0- 0			

RPI 1-25				RPI 26-50				RPI 51-100				RPI 101+				Team's RPI: 142	
RPI	S	Opponent	Score	RPI	S	Opponent	Score	RPI	S	Opponent	Score	RPI	S	Opponent	Score		
				33	A	Kansas	52 77	53	A	Texas Tech	67 94	105	N	Central Ark.	64 60		
								67	A	Eastern Mich.	70 68	124	A	Oral Roberts	70 83		
								71	A	South Dakota St.	62 75	124	H	Oral Roberts	92 79		
								81	H	VCU	70 78	195	A	Oakland	65 71		
								98	A	South Dakota	54 60	238	A	North Dakota St.	76 58		
								98	H	South Dakota	61 49	239	H	Western Ill.	63 66		
												257	A	Saint Louis	70 67		
												258	N	La.-Monroe	76 70		
												260	H	IUPUI	63 55		
												276	A	Southern Utah	64 46		
												276	H	Southern Utah	81 61		
												283	H	North Florida	100 63		
												301	A	IPFW	76 82		
												324	H	New Mexico St.	68 57		
												341	H	Houston Baptist	92 45		
LAST 12 Division I GAMES:																	
				98	A	South Dakota	54 60	71	A	South Dakota St.	62 75						
				276	A	Southern Utah	64 46	98	H	South Dakota	61 49						
				124	A	Oral Roberts	70 83	324	H	New Mexico St.	68 57						
				239	H	Western Ill.	63 66	124	H	Oral Roberts	92 79						
				260	H	IUPUI	63 55	276	H	Southern Utah	81 61						
				238	A	North Dakota St.	76 58	257	A	Saint Louis	70 67						

Non-Div I Games: Neb. Omaha 74 64 Northwest Mo. St. 95 72

UMKC

Loss, Non-Conf, S Site, H Home A Away N Neutral

UNC Asheville

Through Games Of Sunday, February 5, 2012

Average RPI Win:	286	WON-LOST	WINNING	LAST 12	STRENGTH OF	OPP. STRENGTH	TEAM	ADJ.	CONF.	ADJ CONF.
Average RPI Loss:	209	RECORD	PCT. RANK	GAMES	SCHEDULE	OF SCHEDULE	RPI	RPI	RPI	RPI
DIV. I ONLY	4- 14	302	4- 7	266	340	329	329	26	26	
DIV. I NON-CONF.	1- 7	317	1- 0	294	336	332	332	30	30	
TOTALS	RPI 1-25	RPI 26-50	W-L RECORDS	RPI 51-100	RPI 101-150	RPI 150+				
4- 14	0- 0	0- 0	OVERALL	0- 1	0- 2	4- 11				
4- 4	0- 0	0- 0	HOME	0- 1	0- 1	4- 2				
0- 10	0- 0	0- 0	AWAY	0- 0	0- 1	0- 8				
0- 0	0- 0	0- 0	NEUTRAL	0- 0	0- 0	0- 0				
1- 7	0- 0	0- 0	NON-CONFERENCE	0- 1	0- 0	1- 6				
1- 2	0- 0	0- 0	HOME	0- 1	0- 0	1- 1				
0- 5	0- 0	0- 0	AWAY	0- 0	0- 0	0- 5				
0- 0	0- 0	0- 0	NEUTRAL	0- 0	0- 0	0- 0				
3- 7	0- 0	0- 0	CONFERENCE	0- 0	0- 2	3- 5				
3- 2	0- 0	0- 0	HOME	0- 0	0- 1	3- 1				
0- 5	0- 0	0- 0	AWAY	0- 0	0- 1	0- 4				
0- 0	0- 0	0- 0	NEUTRAL	0- 0	0- 0	0- 0				

RPI 1-25				RPI 26-50				RPI 51-100				RPI 101+				Team's RPI: 329	
RPI	S	Opponent	Score	RPI	S	Opponent	Score	RPI	S	Opponent	Score	RPI	S	Opponent	Score		
								87	H	Appalachian St.	71	85	131	H	Liberty	56	78
													138	A	High Point	49	89
													178	A	Furman	59	71
													179	A	George Mason	59	88
													211	A	Charleston So.	70	88
													211	H	Charleston So.	75	68
													215	A	Campbell	62	82
													223	H	Radford	62	72
													233	A	Winthrop	68	84
													243	A	South Carolina St.	82	92
													245	A	Kennesaw St.	79	83
													263	A	Western Caro.	53	65
													265	A	Presbyterian	54	62
													290	H	Coastal Caro.	69	60
													313	H	S.C. Upstate	66	73
													319	H	Mercer	76	75
													322	H	Gardner-Webb	74	62
LAST 12 Division I GAMES:																	
				211	A	Charleston So.	70	88		211	H	Charleston So.	75	68			
				223	H	Radford	62	72		290	H	Coastal Caro.	69	60			
				131	H	Liberty	56	78		215	A	Campbell	62	82			
				322	H	Gardner-Webb	74	62		138	A	High Point	49	89			
				265	A	Presbyterian	54	62		319	H	Mercer	76	75			
				233	A	Winthrop	68	84		243	A	South Carolina St.	82	92			

Non-Div I Games: Brevard 74 62 Winston-Salem 83 74 Montreat 73 64

UNC Asheville

Loss, Non-Conf, S Site, H Home A Away N Neutral

UNC Greensboro

Through Games Of Sunday, February 5, 2012

Average RPI Win:	253	WON-LOST	WINNING	LAST 12	STRENGTH OF	OPP. STRENGTH	TEAM	ADJ.	CONF.	ADJ CONF.
Average RPI Loss:	161	RECORD	PCT. RANK	GAMES	SCHEDULE	OF SCHEDULE	RPI	RPI	RPI	RPI
DIV. I ONLY	3- 18	325	1- 11	122	301	302	302	17	17	
DIV. I NON-CONF.	1- 7	317	0- 2	66	323	275	275	22	22	
TOTALS	RPI 1-25	RPI 26-50	W-L RECORDS	RPI 51-100	RPI 101-150	RPI 150+				
3- 18	0- 0	0- 1	OVERALL	0- 4	1- 4	2- 9				
2- 7	0- 0	0- 0	HOME	0- 3	1- 1	1- 3				
1- 10	0- 0	0- 1	AWAY	0- 1	0- 3	1- 5				
0- 1	0- 0	0- 0	NEUTRAL	0- 0	0- 0	0- 1				
1- 7	0- 0	0- 1	NON-CONFERENCE	0- 1	0- 3	1- 2				
0- 2	0- 0	0- 0	HOME	0- 1	0- 1	0- 0				
1- 4	0- 0	0- 1	AWAY	0- 0	0- 2	1- 1				
0- 1	0- 0	0- 0	NEUTRAL	0- 0	0- 0	0- 1				
2- 11	0- 0	0- 0	CONFERENCE	0- 3	1- 1	1- 7				
2- 5	0- 0	0- 0	HOME	0- 2	1- 0	1- 3				
0- 6	0- 0	0- 0	AWAY	0- 1	0- 1	0- 4				
0- 0	0- 0	0- 0	NEUTRAL	0- 0	0- 0	0- 0				

RPI S	Opponent	Score	RPI S	Opponent	Score	RPI S	Opponent	Score	RPI S	Opponent	Score	Team's RPI: 302
39	A Richmond	60 75	63	A Chattanooga	44 63	101	A North Carolina	35 91				
			63	H Chattanooga	46 63	119	A San Diego St.	29 57				
			86	H UAB	42 72	131	H Liberty	46 61				
			87	H Appalachian St.	66 81	137	A Samford	40 83				
						137	H Samford	61 53				
						178	A Furman	48 53				
						178	H Furman	64 66				
						200	A Elon	43 57				
						223	A Radford	67 75				
						230	N Penn	36 47				
						240	H Col. of Charleston	42 52				
						263	A Western Caro.	29 62				
						263	H Western Caro.	35 46				
						280	H Ga. Southern	55 54				
						297	A Wofford	47 62				
						342	A N.C. Central	70 53				
LAST 12 Division I GAMES:												
263	H Western Caro.	35 46	240	H Col. of Charleston	42 52							
137	A Samford	40 83	87	H Appalachian St.	66 81							
63	A Chattanooga	44 63	263	A Western Caro.	29 62							
200	A Elon	43 57	230	N Penn	36 47							
178	H Furman	64 66	119	A San Diego St.	29 57							
280	H Ga. Southern	55 54	178	A Furman	48 53							

Non-Div I Games:

UNC Greensboro

Loss, Non-Conf, S Site, H Home A Away N Neutral

UNC Wilmington

Through Games Of Sunday, February 5, 2012

Average RPI Win:	192	WON-LOST	WINNING	LAST 12	STRENGTH OF	OPP. STRENGTH	TEAM	ADJ.	CONF.	ADJ CONF.
Average RPI Loss:	47	RECORD	PCT. RANK	GAMES	SCHEDULE	OF SCHEDULE	RPI	RPI	RPI	RPI
DIV. I ONLY	14- 8	96	9- 3	99	63	72	72	7	7	
DIV. I NON-CONF.	7- 4	98	2- 0	114	76	79	79	7	7	
TOTALS	RPI 1-25	RPI 26-50	W-L RECORDS	RPI 51-100	RPI 101-150	RPI 150+				
14- 8	0- 3	0- 1	OVERALL	2- 4	1- 0	11- 0				
7- 2	0- 1	0- 0	HOME	1- 1	0- 0	6- 0				
7- 4	0- 2	0- 0	AWAY	1- 2	1- 0	5- 0				
0- 2	0- 0	0- 1	NEUTRAL	0- 1	0- 0	0- 0				
7- 4	0- 1	0- 1	NON-CONFERENCE	0- 2	1- 0	6- 0				
3- 0	0- 0	0- 0	HOME	0- 0	0- 0	3- 0				
4- 2	0- 1	0- 0	AWAY	0- 1	1- 0	3- 0				
0- 2	0- 0	0- 1	NEUTRAL	0- 1	0- 0	0- 0				
7- 4	0- 2	0- 0	CONFERENCE	2- 2	0- 0	5- 0				
4- 2	0- 1	0- 0	HOME	1- 1	0- 0	3- 0				
3- 2	0- 1	0- 0	AWAY	1- 1	0- 0	2- 0				
0- 0	0- 0	0- 0	NEUTRAL	0- 0	0- 0	0- 0				

RPI 1-25				RPI 26-50				RPI 51-100 Team's RPI: 72				RPI 101+			
RPI	S	Opponent	Score	RPI	S	Opponent	Score	RPI	S	Opponent	Score	RPI	S	Opponent	Score
6	A	Delaware	37 69	42	N	Middle Tenn.	60 79	69	A	North Carolina St.	64 83	107	A	Charlotte	74 73
6	H	Delaware	53 62					73	N	Washington St.	60 72	179	H	George Mason	61 53
8	A	Duke	45 107					77	A	Towson	76 61	191	H	William & Mary	80 77
								81	A	VCU	53 65	197	A	Old Dominion	76 54
								81	H	VCU	57 56	210	H	Xavier	59 52
								93	H	Drexel	43 58	211	A	Charleston So.	72 70
												215	H	Campbell	79 73
												227	A	Northeastern	69 64
												227	H	Northeastern	60 53
												249	H	East Carolina	64 53
												253	A	Ohio	56 51
												261	A	N.C. A&T	90 63
LAST 12 Division I GAMES:															
191	H	William & Mary	80 77	179	H	George Mason	61 53								
6	H	Delaware	53 62	6	A	Delaware	37 69								
77	A	Towson	76 61	81	A	VCU	53 65								
227	A	Northeastern	69 64	227	H	Northeastern	60 53								
197	A	Old Dominion	76 54	261	A	N.C. A&T	90 63								
81	H	VCU	57 56	210	H	Xavier	59 52								

Non-Div I Games:

UNC Wilmington

Loss, Non-Conf, S Site, H Home A Away N Neutral

Average RPI Win:	211	WON-LOST	WINNING	LAST 12	STRENGTH OF	OPP. STRENGTH	TEAM	ADJ.	CONF.	ADJ CONF.
Average RPI Loss:	94	RECORD	PCT. RANK	GAMES	SCHEDULE	OF SCHEDULE	RPI	RPI	RPI	RPI
DIV. I ONLY	15- 7	73	8- 4	201	113	123	123	10	10	
DIV. I NON-CONF.	7- 4	98	0- 1	178	178	108	108	10	10	
TOTALS	RPI 1-25	RPI 26-50	W-L RECORDS	RPI 51-100	RPI 101-150	RPI 150+				
15- 7	0- 1	1- 2	OVERALL	1- 2	3- 1	10- 1				
9- 3	0- 0	1- 1	HOME	1- 1	2- 1	5- 0				
4- 4	0- 1	0- 1	AWAY	0- 0	1- 0	3- 1				
2- 0	0- 0	0- 0	NEUTRAL	0- 0	0- 0	2- 0				
7- 4	0- 1	0- 2	NON-CONFERENCE	1- 0	0- 0	6- 1				
4- 1	0- 0	0- 1	HOME	1- 0	0- 0	3- 0				
1- 3	0- 1	0- 1	AWAY	0- 0	0- 0	1- 1				
2- 0	0- 0	0- 0	NEUTRAL	0- 0	0- 0	2- 0				
8- 3	0- 0	1- 0	CONFERENCE	0- 2	3- 1	4- 0				
5- 2	0- 0	1- 0	HOME	0- 1	2- 1	2- 0				
3- 1	0- 0	0- 0	AWAY	0- 1	1- 0	2- 0				
0- 0	0- 0	0- 0	NEUTRAL	0- 0	0- 0	0- 0				

RPI 1-25				RPI 26-50				RPI 51-100				RPI 101+ Team's RPI: 123			
RPI	S	Opponent	Score	RPI	S	Opponent	Score	RPI	S	Opponent	Score	RPI	S	Opponent	Score
18	A	Green Bay	67 75	47	A	Iowa St.	57 84	78	A	Creighton	50 65	111	H	Illinois St.	79 73
				48	H	Iowa	74 78	91	H	Wichita St.	40 67	139	H	Indiana St.	62 68
				50	H	Missouri St.	62 54	98	H	South Dakota	53 43	146	A	Drake	82 77
												148	H	Bradley	71 57
												185	H	Colorado St.	61 50
												213	N	Wyoming	60 46
												219	N	Youngstown St.	90 73
												235	A	North Dakota	70 74
												238	H	North Dakota St.	60 41
												259	A	Southern Ill.	70 66
												259	H	Southern Ill.	73 51
												295	A	Evansville	61 51
												295	H	Evansville	58 53
												318	H	Southeast Mo. St.	62 42
												326	A	Chicago St.	88 54
LAST 12 Division I GAMES:															
295	H	Evansville	58 53	139	H	Indiana St.	62 68								
259	H	Southern Ill.	73 51	259	A	Southern Ill.	70 66								
146	A	Drake	82 77	295	A	Evansville	61 51								
78	A	Creighton	50 65	50	H	Missouri St.	62 54								
148	H	Bradley	71 57	91	H	Wichita St.	40 67								
111	H	Illinois St.	79 73	47	A	Iowa St.	57 84								

Non-Div I Games:

UNI

Average RPI Win:	217	WON-LOST	WINNING	LAST 12	STRENGTH OF	OPP. STRENGTH	TEAM	ADJ.	CONF.	ADJ CONF.
Average RPI Loss:	113	RECORD	PCT. RANK	GAMES	SCHEDULE	OF SCHEDULE	RPI	RPI	RPI	RPI
DIV. I ONLY	17- 7	63	8- 4	236	123	129	129	22	22	
DIV. I NON-CONF.	12- 4	61	3- 1	217	81	104	104	23	23	
TOTALS	RPI 1-25	RPI 26-50	W-L RECORDS	RPI 51-100	RPI 101-150	RPI 150+				
17- 7	1- 1	1- 1	OVERALL	1- 1	0- 2	14- 2				
9- 4	1- 1	0- 0	HOME	1- 1	0- 1	7- 1				
6- 3	0- 0	1- 1	AWAY	0- 0	0- 1	5- 1				
2- 0	0- 0	0- 0	NEUTRAL	0- 0	0- 0	2- 0				
12- 4	1- 1	1- 1	NON-CONFERENCE	1- 1	0- 1	9- 0				
7- 2	1- 1	0- 0	HOME	1- 1	0- 0	5- 0				
3- 2	0- 0	1- 1	AWAY	0- 0	0- 1	2- 0				
2- 0	0- 0	0- 0	NEUTRAL	0- 0	0- 0	2- 0				
5- 3	0- 0	0- 0	CONFERENCE	0- 0	0- 1	5- 2				
2- 2	0- 0	0- 0	HOME	0- 0	0- 1	2- 1				
3- 1	0- 0	0- 0	AWAY	0- 0	0- 0	3- 1				
0- 0	0- 0	0- 0	NEUTRAL	0- 0	0- 0	0- 0				

RPI 1-25			RPI 26-50			RPI 51-100			RPI 101+ Team's RPI: 129		
RPI	S	Opponent	Score	RPI	S	Opponent	Score	RPI	S	Opponent	Score
11	H	Kansas St.	44 38	30	A	California	48 70	60	H	Fresno St.	73 71
24	H	Georgetown	45 64	48	A	Iowa	69 59	99	H	Northwestern	49 79
LAST 12 Division I GAMES:											
213	H	Wyoming	47 51	119	H	San Diego St.	62 66	119	H	San Diego St.	62 66
185	A	Colorado St.	62 74	213	A	Wyoming	54 51	122	A	Arizona	58 62
311	H	Air Force	63 47	60	H	Fresno St.	73 71	175	A	TCU	72 57
228	H	Boise St.	66 50	298	A	Nevada	74 63	185	A	Colorado St.	62 74
307	A	New Mexico	64 50	122	A	Arizona	58 62	193	N	Butler	62 39
175	A	TCU	72 57	11	H	Kansas St.	44 38	213	A	Wyoming	54 51
								213	H	Wyoming	47 51
								226	A	UC Santa Barbara	46 44
								227	H	Northeastern	61 58
								228	H	Boise St.	66 50
								238	H	North Dakota St.	76 57
								279	H	San Jose St.	78 41
								285	H	UTSA	74 67
								292	H	UC Riverside	64 36
								298	A	Nevada	74 63
								304	N	Prairie View	73 60
								307	A	New Mexico	64 50
								311	H	Air Force	63 47

Non-Div I Games:

UNLV

■ Loss,
 ■ Non-Conf, S Site,
 ■ Home
 ■ Away
 N Neutral

U
T
M
a
r
t
i
n

UT Martin				Through Games Of Sunday, February 5, 2012						
Average RPI Win:	274	WON-LOST	WINNING	LAST 12	STRENGTH OF	OPP. STRENGTH	TEAM	ADJ.	CONF.	ADJ CONF.
Average RPI Loss:	95	RECORD	PCT. RANK	GAMES	SCHEDULE	OF SCHEDULE	RPI	RPI	RPI	RPI
DIV. I ONLY	15- 8	86	9- 3	235	253	128	128	31	31	
DIV. I NON-CONF.	6- 7	181	0- 2	185	146	90	90	29	29	

TOTALS	RPI 1-25		RPI 26-50	W-L RECORDS		RPI 51-100	RPI 101-150		RPI 150+	
15- 8	0- 2		0- 1	OVERALL		0- 0	0- 4		15- 1	
9- 1	0- 0		0- 1	HOME		0- 0	0- 0		9- 0	
6- 7	0- 2		0- 0	AWAY		0- 0	0- 4		6- 1	
0- 0	0- 0		0- 0	NEUTRAL		0- 0	0- 0		0- 0	
6- 7	0- 2		0- 1	NON-CONFERENCE		0- 0	0- 3		6- 1	
4- 1	0- 0		0- 1	HOME		0- 0	0- 0		4- 0	
2- 6	0- 2		0- 0	AWAY		0- 0	0- 3		2- 1	
0- 0	0- 0		0- 0	NEUTRAL		0- 0	0- 0		0- 0	
9- 1	0- 0		0- 0	CONFERENCE		0- 0	0- 1		9- 0	
5- 0	0- 0		0- 0	HOME		0- 0	0- 0		5- 0	
4- 1	0- 0		0- 0	AWAY		0- 0	0- 1		4- 0	
0- 0	0- 0		0- 0	NEUTRAL		0- 0	0- 0		0- 0	

RPI 1-25				RPI 26-50				RPI 51-100				RPI 101+ Team's RPI: 128			
RPI	S	Opponent	Score	RPI	S	Opponent	Score	RPI	S	Opponent	Score	RPI	S	Opponent	Score
19	A	Louisville	57 70	29	H	Vanderbilt	84 99					105	A	Central Ark.	65 69
23	A	Purdue	39 65									106	A	Memphis	69 90
												118	A	Eastern Ill.	63 70
												139	A	Indiana St.	55 66
												187	H	SIU Edwardsville	91 59
												218	A	Arkansas St.	68 83
												236	A	Southern Miss.	88 69
												257	A	Saint Louis	70 55
												259	H	Southern Ill.	91 70
												266	H	Tennessee Tech	83 61
												268	H	Belmont	67 48
												270	A	Tennessee St.	114 105
												270	H	Tennessee St.	105 90
												271	A	Eastern Ky.	84 61
												286	A	Austin Peay	88 83
												295	H	Evansville	78 69
												299	H	Murray St.	84 67
												311	H	Air Force	84 60
												312	A	Morehead St.	81 61
												318	H	Southeast Mo. St.	88 47
LAST 12 Division I GAMES:															
299	H	Murray St.	84 67	118	A	Eastern Ill.	63 70								
286	A	Austin Peay	88 83	218	A	Arkansas St.	68 83								
270	H	Tennessee St.	105 90	187	H	SIU Edwardsville	91 59								
318	H	Southeast Mo. St.	88 47	270	A	Tennessee St.	114 105								
312	A	Morehead St.	81 61	266	H	Tennessee Tech	83 61								
271	A	Eastern Ky.	84 61	19	A	Louisville	57 70								

Non-Div I Games:

UT Martin

Average RPI Win:	209	WON-LOST	WINNING	LAST 12	STRENGTH OF	OPP. STRENGTH	TEAM	ADJ.	CONF.	ADJ CONF.
Average RPI Loss:	143	RECORD	PCT. RANK	GAMES	SCHEDULE	OF SCHEDULE	RPI	RPI	RPI	RPI
DIV. I ONLY	20- 2	8	10- 2	273	160	65	65	11	11	
DIV. I NON-CONF.	11- 2	24	1- 2	297	249	82	82	18	18	
TOTALS	RPI 1-25	RPI 26-50	W-L RECORDS	RPI 51-100	RPI 101-150	RPI 150+				
20- 2	0- 0	1- 0	OVERALL	1- 1	2- 0	16- 1				
12- 1	0- 0	0- 0	HOME	1- 0	2- 0	9- 1				
8- 1	0- 0	1- 0	AWAY	0- 1	0- 0	7- 0				
0- 0	0- 0	0- 0	NEUTRAL	0- 0	0- 0	0- 0				
11- 2	0- 0	0- 0	NON-CONFERENCE	1- 1	1- 0	9- 1				
8- 1	0- 0	0- 0	HOME	1- 0	1- 0	6- 1				
3- 1	0- 0	0- 0	AWAY	0- 1	0- 0	3- 0				
0- 0	0- 0	0- 0	NEUTRAL	0- 0	0- 0	0- 0				
9- 0	0- 0	1- 0	CONFERENCE	0- 0	1- 0	7- 0				
4- 0	0- 0	0- 0	HOME	0- 0	1- 0	3- 0				
5- 0	0- 0	1- 0	AWAY	0- 0	0- 0	4- 0				
0- 0	0- 0	0- 0	NEUTRAL	0- 0	0- 0	0- 0				

RPI 1-25				RPI 26-50				RPI 51-100				Team's RPI: 65		RPI 101+			
RPI	S	Opponent	Score	RPI	S	Opponent	Score	RPI	S	Opponent	Score		RPI	S	Opponent	Score	
				41	A	Tulane	65 64						106	H	Memphis	66 60	
								59	A	Arizona St.	45 47		116	H	Denver	80 49	
								66	H	Idaho St.	79 63		156	H	Northern Colo.	74 51	
													169	A	SMU	64 53	
													174	H	Lamar	81 52	
													176	H	UCF	67 38	
													182	H	Tulsa	67 56	
													212	H	Texas St.	81 58	
													216	A	Rice	45 41	
													224	A	Loyola Marymount	68 48	
													226	H	UC Santa Barbara	48 49	
													236	A	Southern Miss.	70 63	
													242	H	Tex.-Pan American	62 51	
													249	A	East Carolina	66 56	
													307	A	New Mexico	53 43	
													321	H	Houston	87 43	
													324	A	New Mexico St.	76 72	
													324	H	New Mexico St.	63 27	
													341	H	Houston Baptist	82 53	
LAST 12 Division I GAMES:																	
				216	A	Rice	45 41			182	H	Tulsa	67 56				
				176	H	UCF	67 38			106	H	Memphis	66 60				
				236	A	Southern Miss.	70 63			169	A	SMU	64 53				
				321	H	Houston	87 43			212	H	Texas St.	81 58				
				249	A	East Carolina	66 56			59	A	Arizona St.	45 47				
				41	A	Tulane	65 64			226	H	UC Santa Barbara	48 49				

Non-Div I Games:

UTEP

Average RPI Win: 223	WON-LOST	WINNING	LAST 12	STRENGTH OF	OPP. STRENGTH	TEAM	ADJ.	CONF.	ADJ CONF.
Average RPI Loss: 164	RECORD	PCT. RANK	GAMES	SCHEDULE	OF SCHEDULE	RPI	RPI	RPI	RPI
DIV. I ONLY	7- 14	254	4- 8	238	191	285	285	24	24
DIV. I NON-CONF.	4- 9	256	1- 3	160	128	254	254	26	26
TOTALS	RPI 1-25	RPI 26-50	W-L RECORDS	RPI 51-100	RPI 101-150	RPI 150+			
7- 14	0- 0	0- 1	OVERALL	0- 3	1- 1	6- 9			
6- 7	0- 0	0- 0	HOME	0- 3	1- 0	5- 4			
1- 7	0- 0	0- 1	AWAY	0- 0	0- 1	1- 5			
0- 0	0- 0	0- 0	NEUTRAL	0- 0	0- 0	0- 0			
4- 9	0- 0	0- 1	NON-CONFERENCE	0- 3	0- 1	4- 4			
4- 5	0- 0	0- 0	HOME	0- 3	0- 0	4- 2			
0- 4	0- 0	0- 1	AWAY	0- 0	0- 1	0- 2			
0- 0	0- 0	0- 0	NEUTRAL	0- 0	0- 0	0- 0			
3- 5	0- 0	0- 0	CONFERENCE	0- 0	1- 0	2- 5			
2- 2	0- 0	0- 0	HOME	0- 0	1- 0	1- 2			
1- 3	0- 0	0- 0	AWAY	0- 0	0- 0	1- 3			
0- 0	0- 0	0- 0	NEUTRAL	0- 0	0- 0	0- 0			

RPI S	Opponent	Score	RPI S	Opponent	Score	RPI S	Opponent	Score	RPI S	Opponent	Score	Team's RPI: 285
45	A Southern California	56 74	78	H Creighton	53 54	129	A UNLV	67 74				
			91	H Wichita St.	56 69	145	H Stephen F. Austin	50 46				
			94	H Missouri	50 70	155	H Detroit	59 55				
						167	A Sam Houston St.	55 67				
						167	H Sam Houston St.	50 63				
						169	A SMU	65 69				
						170	H FIU	61 54				
						171	H South Ala.	42 54				
						174	H Lamar	51 54				
						175	A TCU	30 65				
						212	H Texas St.	67 53				
						216	H Rice	46 71				
						242	H Tex.-Pan American	68 54				
						303	A Texas-Arlington	40 51				
						317	A A&M-Corpus Christi	58 38				
						321	H Houston	70 59				
						323	A Northwestern St.	57 61				
LAST 12 Division I GAMES:												
174	H Lamar	51 54	317	A A&M-Corpus Christi	58 38							
303	A Texas-Arlington	40 51	167	H Sam Houston St.	50 63							
167	A Sam Houston St.	55 67	216	H Rice	46 71							
212	H Texas St.	67 53	169	A SMU	65 69							
323	A Northwestern St.	57 61	242	H Tex.-Pan American	68 54							
145	H Stephen F. Austin	50 46	78	H Creighton	53 54							

Non-Div I Games:

UTSA

■ Loss,
 ■ Non-Conf,
 S Site,
 ■ Home
 ■ Away
 N Neutral

Average RPI Win: 203	WON-LOST	WINNING	LAST 12	STRENGTH OF	OPP. STRENGTH	TEAM	ADJ.	CONF.	ADJ CONF.
Average RPI Loss: 66	RECORD	PCT. RANK	GAMES	SCHEDULE	OF SCHEDULE	RPI	RPI	RPI	RPI
DIV. I ONLY	10- 12	194	4- 8	72	78	140	140	5	5
DIV. I NON-CONF.	7- 4	98	1- 0	207	254	212	212	6	6
TOTALS	RPI 1-25	RPI 26-50	W-L RECORDS	RPI 51-100	RPI 101-150	RPI 150+			
10- 12	0- 1	1- 4	OVERALL	2- 4	1- 2	6- 1			
7- 4	0- 1	1- 1	HOME	1- 1	0- 1	5- 0			
2- 7	0- 0	0- 3	AWAY	1- 3	1- 1	0- 0			
1- 1	0- 0	0- 0	NEUTRAL	0- 0	0- 0	1- 1			
7- 4	0- 0	0- 3	NON-CONFERENCE	1- 0	0- 0	6- 1			
6- 0	0- 0	0- 0	HOME	1- 0	0- 0	5- 0			
0- 3	0- 0	0- 3	AWAY	0- 0	0- 0	0- 0			
1- 1	0- 0	0- 0	NEUTRAL	0- 0	0- 0	1- 1			
3- 8	0- 1	1- 1	CONFERENCE	1- 4	1- 2	0- 0			
1- 4	0- 1	1- 1	HOME	0- 1	0- 1	0- 0			
2- 4	0- 0	0- 0	AWAY	1- 3	1- 1	0- 0			
0- 0	0- 0	0- 0	NEUTRAL	0- 0	0- 0	0- 0			

RPI 1-25				RPI 26-50				RPI 51-100				RPI 101+				Team's RPI: 140	
RPI	S	Opponent	Score	RPI	S	Opponent	Score	RPI	S	Opponent	Score	RPI	S	Opponent	Score		
4	H	Stanford	43 62	30	H	California	56 63	51	H	UCLA	60 65	104	H	Colorado	52 58		
				34	A	Arkansas	56 57	59	A	Arizona St.	51 59	121	A	Oregon	67 72		
				38	A	Michigan	50 55	62	A	Oregon St.	49 62	122	A	Arizona	65 60		
				43	A	BYU	58 63	66	H	Idaho St.	56 31	155	N	Detroit	64 55		
				45	H	Southern California	63 55	73	A	Washington St.	43 60	171	N	South Ala.	53 61		
								96	A	Washington	49 36	276	H	Southern Utah	74 60		
												282	H	Utah Valley	82 51		
												324	H	New Mexico St.	74 37		
												332	H	Weber St.	81 63		
												333	H	Texas Southern	75 33		
LAST 12 Division I GAMES:																	
				62	A	Oregon St.	49 62	30	H	California	56 63						
				121	A	Oregon	67 72	4	H	Stanford	43 62						
				45	H	Southern California	63 55	96	A	Washington	49 36						
				51	H	UCLA	60 65	73	A	Washington St.	43 60						
				59	A	Arizona St.	51 59	104	H	Colorado	52 58						
				122	A	Arizona	65 60	282	H	Utah Valley	82 51						

Non-Div I Games:

Utah

Average RPI Win:	267	WON-LOST	WINNING	LAST 12	STRENGTH OF	OPP. STRENGTH	TEAM	ADJ.	CONF.	ADJ CONF.
Average RPI Loss:	88	RECORD	PCT. RANK	GAMES	SCHEDULE	OF SCHEDULE	RPI	RPI	RPI	RPI
DIV. I ONLY	14- 6	66	9- 2	250	260	125	125	25	25	
DIV. I NON-CONF.	8- 5	106	3- 1	186	284	92	92	24	24	
TOTALS	RPI 1-25	RPI 26-50	W-L RECORDS	RPI 51-100	RPI 101-150	RPI 150+				
14- 6	0- 0	0- 1	OVERALL	0- 3	0- 1	14- 1				
6- 2	0- 0	0- 1	HOME	0- 1	0- 0	6- 0				
8- 4	0- 0	0- 0	AWAY	0- 2	0- 1	8- 1				
0- 0	0- 0	0- 0	NEUTRAL	0- 0	0- 0	0- 0				
8- 5	0- 0	0- 1	NON-CONFERENCE	0- 2	0- 1	8- 1				
5- 1	0- 0	0- 1	HOME	0- 0	0- 0	5- 0				
3- 4	0- 0	0- 0	AWAY	0- 2	0- 1	3- 1				
0- 0	0- 0	0- 0	NEUTRAL	0- 0	0- 0	0- 0				
6- 1	0- 0	0- 0	CONFERENCE	0- 1	0- 0	6- 0				
1- 1	0- 0	0- 0	HOME	0- 1	0- 0	1- 0				
5- 0	0- 0	0- 0	AWAY	0- 0	0- 0	5- 0				
0- 0	0- 0	0- 0	NEUTRAL	0- 0	0- 0	0- 0				

RPI S	Opponent	Score	RPI S	Opponent	Score	RPI S	Opponent	Score	RPI S	Opponent	Score	Team's RPI: 125
43	H BYU	65 73	60	H Fresno St.	67 90	127	A Montana St.	61 78	161	A Montana	60 61	
			66	A Idaho St.	65 67	206	A Louisiana Tech	79 62	213	A Wyoming	62 56	
			71	A South Dakota St.	73 84	228	A Boise St.	64 52	228	H Boise St.	97 86	
						244	A UC Irvine	69 64	246	A Hawaii	69 55	
						279	A San Jose St.	78 73	281	H Northern Ariz.	70 51	
						282	H Utah Valley	61 43	288	A Idaho	78 70	
						292	H UC Riverside	71 68	298	H Nevada	91 69	
						324	A New Mexico St.	74 56	332	H Weber St.	73 63	
LAST 12 Division I GAMES:												
246	A Hawaii	69 55	324	A New Mexico St.	74 56							
279	A San Jose St.	78 73	282	H Utah Valley	61 43							
288	A Idaho	78 70	228	A Boise St.	64 52							
298	H Nevada	91 69	281	H Northern Ariz.	70 51							
60	H Fresno St.	67 90	43	H BYU	65 73							
206	A Louisiana Tech	79 62	66	A Idaho St.	65 67							

Non-Div I Games: Asbury 83 53

Utah St.

Utah Valley

Through Games Of Sunday, February 5, 2012

Average RPI Win:	257	WON-LOST	WINNING	LAST 12	STRENGTH OF	OPP. STRENGTH	TEAM	ADJ.	CONF.	ADJ CONF.
Average RPI Loss:	231	RECORD	PCT. RANK	GAMES	SCHEDULE	OF SCHEDULE	RPI	RPI	RPI	RPI
DIV. I ONLY	10- 10	167	5- 6	340	268	282	282	33	33	
DIV. I NON-CONF.	7- 9	205	2- 5	337	229	290	290	33	33	
TOTALS	RPI 1-25	RPI 26-50	W-L RECORDS	RPI 51-100	RPI 101-150	RPI 150+				
10- 10	0- 0	0- 0	OVERALL	1- 1	0- 2	9- 7				
6- 3	0- 0	0- 0	HOME	1- 1	0- 0	5- 2				
3- 7	0- 0	0- 0	AWAY	0- 0	0- 2	3- 5				
1- 0	0- 0	0- 0	NEUTRAL	0- 0	0- 0	1- 0				
7- 9	0- 0	0- 0	NON-CONFERENCE	1- 1	0- 2	6- 6				
5- 3	0- 0	0- 0	HOME	1- 1	0- 0	4- 2				
1- 6	0- 0	0- 0	AWAY	0- 0	0- 2	1- 4				
1- 0	0- 0	0- 0	NEUTRAL	0- 0	0- 0	1- 0				
3- 1	0- 0	0- 0	CONFERENCE	0- 0	0- 0	3- 1				
1- 0	0- 0	0- 0	HOME	0- 0	0- 0	1- 0				
2- 1	0- 0	0- 0	AWAY	0- 0	0- 0	2- 1				
0- 0	0- 0	0- 0	NEUTRAL	0- 0	0- 0	0- 0				

RPI 1-25				RPI 26-50				RPI 51-100				RPI 101+				Team's RPI: 282	
RPI	S	Opponent	Score	RPI	S	Opponent	Score	RPI	S	Opponent	Score	RPI	S	Opponent	Score		
								66	H	Idaho St.	68 59	125	A	Utah St.	43	61	
								98	H	South Dakota	54 63						
												140	A	Utah	51	82	
												182	H	Tulsa	78	62	
												228	A	Boise St.	64	85	
												235	A	North Dakota	58	54	
												242	H	Tex.-Pan American	66	51	
												275	H	Longwood	64	59	
												276	A	Southern Utah	65	80	
												276	H	Southern Utah	59	60	
												277	A	Long Beach St.	43	75	
												279	H	San Jose St.	45	57	
												281	A	Northern Ariz.	59	73	
												281	H	Northern Ariz.	73	56	
												300	N	Kent St.	46	45	
												326	A	Chicago St.	42	69	
												328	A	NJIT	61	54	
												332	A	Weber St.	72	65	
												332	H	Weber St.	63	59	
LAST 12 Division I GAMES:																	
				242	H	Tex.-Pan American	66 51					279	H	San Jose St.	45	57	
				328	A	NJIT	61 54					228	A	Boise St.	64	85	
				326	A	Chicago St.	42 69					140	A	Utah	51	82	
				235	A	North Dakota	58 54					332	A	Weber St.	72	65	
				275	H	Longwood	64 59					98	H	South Dakota	54	63	
				125	A	Utah St.	43 61					281	H	Northern Ariz.	73	56	

Non-Div I Games: Walla Walla 104 46

Utah Valley

■ Loss,
 ■ Non-Conf,
 ■ S Site,
 ■ H Home
 ■ A Away
 N Neutral

Average RPI Win:	185	WON-LOST	WINNING	LAST 12	STRENGTH OF	OPP. STRENGTH	TEAM	ADJ.	CONF.	ADJ CONF.
Average RPI Loss:	76	RECORD	PCT. RANK	GAMES	SCHEDULE	OF SCHEDULE	RPI	RPI	RPI	RPI
DIV. I ONLY	13- 9	113	6- 6	77	103	81	81	7	7	
DIV. I NON-CONF.	7- 4	98	1- 1	62	197	85	85	7	7	
TOTALS	RPI 1-25	RPI 26-50	W-L RECORDS	RPI 51-100	RPI 101-150	RPI 150+				
13- 9	0- 2	0- 2	OVERALL	2- 2	3- 2	8- 1				
6- 4	0- 0	0- 1	HOME	1- 1	1- 2	4- 0				
6- 5	0- 2	0- 1	AWAY	1- 1	2- 0	3- 1				
1- 0	0- 0	0- 0	NEUTRAL	0- 0	0- 0	1- 0				
7- 4	0- 1	0- 1	NON-CONFERENCE	0- 0	3- 2	4- 0				
2- 3	0- 0	0- 1	HOME	0- 0	1- 2	1- 0				
4- 1	0- 1	0- 0	AWAY	0- 0	2- 0	2- 0				
1- 0	0- 0	0- 0	NEUTRAL	0- 0	0- 0	1- 0				
6- 5	0- 1	0- 1	CONFERENCE	2- 2	0- 0	4- 1				
4- 1	0- 0	0- 0	HOME	1- 1	0- 0	3- 0				
2- 4	0- 1	0- 1	AWAY	1- 1	0- 0	1- 1				
0- 0	0- 0	0- 0	NEUTRAL	0- 0	0- 0	0- 0				

RPI 1-25				RPI 26-50				RPI 51-100				Team's RPI: 81	RPI 101+			
RPI	S	Opponent	Score	RPI	S	Opponent	Score	RPI	S	Opponent	Score		RPI	S	Opponent	Score
6	A	Delaware	49 68	36	A	James Madison	43 64	72	A	UNC Wilmington	56 57		107	H	Charlotte	58 68
14	A	Miami (FL)	61 91	39	H	Richmond	77 78	72	H	UNC Wilmington	65 53		131	A	Liberty	52 47
								77	A	Towson	66 59		135	H	Coppin St.	74 66
								93	H	Drexel	41 47		138	H	High Point	67 82
													142	A	UMKC	78 70
													179	A	George Mason	58 71
													191	A	William & Mary	83 80
													197	H	Old Dominion	76 72
													217	H	Georgia St.	75 70
													227	H	Northeastern	67 60
													233	A	Winthrop	69 52
													249	A	East Carolina	62 49
													255	N	Morgan St.	73 52
													274	H	Norfolk St.	79 59
LAST 12 Division I GAMES:																
6	A	Delaware	49 68	191	A	William & Mary	83 80									
77	A	Towson	66 59	197	H	Old Dominion	76 72									
217	H	Georgia St.	75 70	72	H	UNC Wilmington	65 53									
93	H	Drexel	41 47	36	A	James Madison	43 64									
179	A	George Mason	58 71	14	A	Miami (FL)	61 91									
72	A	UNC Wilmington	56 57	255	N	Morgan St.	73 52									

Non-Div I Games:

VCU

Valparaiso

Through Games Of Sunday, February 5, 2012

Average RPI Win:	231	WON-LOST	WINNING	LAST 12	STRENGTH OF	OPP. STRENGTH	TEAM	ADJ.	CONF.	ADJ CONF.
Average RPI Loss:	176	RECORD	PCT. RANK	GAMES	SCHEDULE	OF SCHEDULE	RPI	RPI	RPI	RPI
DIV. I ONLY	5- 16	296	3- 9	184	270	284	284	13	13	
DIV. I NON-CONF.	3- 7	261	1- 0	163	296	285	285	17	17	
TOTALS	RPI 1-25	RPI 26-50	W-L RECORDS	RPI 51-100	RPI 101-150	RPI 150+				
5- 16	0- 1	0- 0	OVERALL	0- 0	1- 3	4- 12				
3- 7	0- 1	0- 0	HOME	0- 0	1- 0	2- 6				
2- 8	0- 0	0- 0	AWAY	0- 0	0- 2	2- 6				
0- 1	0- 0	0- 0	NEUTRAL	0- 0	0- 1	0- 0				
3- 7	0- 0	0- 0	NON-CONFERENCE	0- 0	1- 2	2- 5				
2- 3	0- 0	0- 0	HOME	0- 0	1- 0	1- 3				
1- 3	0- 0	0- 0	AWAY	0- 0	0- 1	1- 2				
0- 1	0- 0	0- 0	NEUTRAL	0- 0	0- 1	0- 0				
2- 9	0- 1	0- 0	CONFERENCE	0- 0	0- 1	2- 7				
1- 4	0- 1	0- 0	HOME	0- 0	0- 0	1- 3				
1- 5	0- 0	0- 0	AWAY	0- 0	0- 1	1- 4				
0- 0	0- 0	0- 0	NEUTRAL	0- 0	0- 0	0- 0				

RPI S	Opponent	Score	RPI S	Opponent	Score	RPI S	Opponent	Score	RPI S	Opponent	Score	Team's RPI: 284
18	H Green Bay	37 65							104	A Colorado	32 60	
									118	H Eastern Ill.	53 50	
									127	N Montana St.	55 71	
									141	A Ill.-Chicago	43 54	
									153	H Lehigh	39 41	
									155	A Detroit	52 68	
									160	A Wright St.	42 58	
									165	A Pittsburgh	56 65	
									187	A SIU Edwardsville	64 67	
									193	H Butler	58 53	
									204	A Loyola Chicago	56 86	
									214	H Milwaukee	47 55	
									216	H Rice	46 54	
									219	A Youngstown St.	58 64	
									219	H Youngstown St.	48 55	
									239	H Western Ill.	55 67	
									254	A Ball St.	67 53	
									287	A Cleveland St.	66 48	
									287	H Cleveland St.	45 49	
									301	H IPFW	64 43	
LAST 12 Division I GAMES:												
287	A Cleveland St.	66 48	193	H Butler	58 53							
219	A Youngstown St.	58 64	219	H Youngstown St.	48 55							
18	H Green Bay	37 65	287	H Cleveland St.	45 49							
214	H Milwaukee	47 55	155	A Detroit	52 68							
141	A Ill.-Chicago	43 54	160	A Wright St.	42 58							
204	A Loyola Chicago	56 86	118	H Eastern Ill.	53 50							

Non-Div I Games: Ind.-Northwest 80 47

Valparaiso

Loss, Non-Conf, S Site, H Home A Away N Neutral

Vanderbilt

Through Games Of Sunday, February 5, 2012

Average RPI Win:	157	WON-LOST	WINNING	LAST 12	STRENGTH OF	OPP. STRENGTH	TEAM	ADJ.	CONF.	ADJ CONF.
Average RPI Loss:	34	RECORD	PCT. RANK	GAMES	SCHEDULE	OF SCHEDULE	RPI	RPI	RPI	RPI
DIV. I ONLY	18- 5	26	8- 4	53	78	29	29	3	3	
DIV. I NON-CONF.	12- 1	8	2- 0	161	224	69	69	5	5	
TOTALS	RPI 1-25	RPI 26-50	W-L RECORDS	RPI 51-100	RPI 101-150	RPI 150+				
18- 5	1- 1	2- 3	OVERALL	3- 1	4- 0	8- 0				
14- 1	1- 0	2- 1	HOME	2- 0	2- 0	7- 0				
4- 4	0- 1	0- 2	AWAY	1- 1	2- 0	1- 0				
0- 0	0- 0	0- 0	NEUTRAL	0- 0	0- 0	0- 0				
12- 1	1- 0	0- 0	NON-CONFERENCE	1- 1	3- 0	7- 0				
10- 0	1- 0	0- 0	HOME	1- 0	2- 0	6- 0				
2- 1	0- 0	0- 0	AWAY	0- 1	1- 0	1- 0				
0- 0	0- 0	0- 0	NEUTRAL	0- 0	0- 0	0- 0				
6- 4	0- 1	2- 3	CONFERENCE	2- 0	1- 0	1- 0				
4- 1	0- 0	2- 1	HOME	1- 0	0- 0	1- 0				
2- 3	0- 1	0- 2	AWAY	1- 0	1- 0	0- 0				
0- 0	0- 0	0- 0	NEUTRAL	0- 0	0- 0	0- 0				

RPI 1-25				RPI 26-50				Team's RPI: 29	RPI 51-100				RPI 101+			
RPI	S	Opponent	Score	RPI	S	Opponent	Score		RPI	S	Opponent	Score	RPI	S	Opponent	Score
5	A	Tennessee	64 87	27	H	Georgia	68 48		61	H	Florida St.	64 59	116	H	Denver	77 56
17	H	Oklahoma	78 66	31	A	South Carolina	55 65		69	A	North Carolina St.	59 66	120	A	Mississippi St.	65 59
				31	H	South Carolina	60 65		99	A	Auburn	66 61	128	A	UT Martin	99 84
				34	A	Arkansas	47 69		99	H	Auburn	66 58	138	H	High Point	70 54
				37	H	LSU	81 72						164	H	Ole Miss	68 52
													167	H	Sam Houston St.	79 56
													221	H	Alabama A&M	86 55
													239	H	Western Ill.	95 51
													263	H	Western Caro.	81 36
													286	A	Austin Peay	83 51
													313	H	S.C. Upstate	88 42
													335	H	Lipscomb	81 39
LAST 12 Division I GAMES:																
120	A	Mississippi St.	65 59	5	A	Tennessee	64 87		99	H	Auburn	66 58	164	H	Ole Miss	68 52
99	A	Auburn	66 61	31	A	South Carolina	55 65		263	H	Western Caro.	81 36	61	H	Florida St.	64 59
37	H	LSU	81 72													
27	H	Georgia	68 48													
31	H	South Carolina	60 65													
34	A	Arkansas	47 69													

Non-Div I Games:

Vanderbilt

Loss, Non-Conf, S Site, H Home A Away N Neutral

Average RPI Win:	236	WON-LOST	WINNING	LAST 12	STRENGTH OF	OPP. STRENGTH	TEAM	ADJ.	CONF.	ADJ CONF.
Average RPI Loss:	152	RECORD	PCT. RANK	GAMES	SCHEDULE	OF SCHEDULE	RPI	RPI	RPI	RPI
DIV. I ONLY	9- 15	239	3- 9	272	162	256	256	15	15	
DIV. I NON-CONF.	6- 7	181	0- 1	298	182	279	279	15	15	
TOTALS	RPI 1-25	RPI 26-50	W-L RECORDS	RPI 51-100	RPI 101-150	RPI 150+				
9- 15	0- 2	0- 0	OVERALL	2- 3	1- 4	6- 6				
4- 6	0- 0	0- 0	HOME	1- 2	1- 1	2- 3				
4- 7	0- 1	0- 0	AWAY	1- 1	0- 2	3- 3				
1- 2	0- 1	0- 0	NEUTRAL	0- 0	0- 1	1- 0				
6- 7	0- 2	0- 0	NON-CONFERENCE	1- 0	1- 2	4- 3				
3- 1	0- 0	0- 0	HOME	1- 0	1- 0	1- 1				
2- 4	0- 1	0- 0	AWAY	0- 0	0- 1	2- 2				
1- 2	0- 1	0- 0	NEUTRAL	0- 0	0- 1	1- 0				
3- 8	0- 0	0- 0	CONFERENCE	1- 3	0- 2	2- 3				
1- 5	0- 0	0- 0	HOME	0- 2	0- 1	1- 2				
2- 3	0- 0	0- 0	AWAY	1- 1	0- 1	1- 1				
0- 0	0- 0	0- 0	NEUTRAL	0- 0	0- 0	0- 0				

RPI	S	Opponent	Score	RPI	S	Opponent	Score	RPI	S	Opponent	Score	RPI	S	Opponent	Score	Team's RPI: 256
22	A	Nebraska	41 94					58	H	Saint Joseph's	80 67	103	A	Marquette	60 71	
24	N	Georgetown	53 65					70	A	Boston U.	64 72	114	A	Albany (NY)	47 65	
								70	H	Boston U.	60 61	115	H	Fairfield	65 48	
								88	A	Hartford	57 50	134	N	La Salle	59 68	
								88	H	Hartford	52 63	150	H	UMBC	58 67	
												177	A	Brown	57 61	
												192	H	New Hampshire	63 69	
												227	A	Northeastern	62 78	
												234	H	Binghamton	69 48	
												289	H	Dartmouth	62 72	
												305	A	Stony Brook	63 36	
												305	H	Stony Brook	47 54	
												309	H	Colgate	61 49	
												316	A	Maine	60 70	
												333	N	Texas Southern	72 60	
												338	A	Columbia	63 52	
												341	A	Houston Baptist	60 47	
LAST 12 Division I GAMES:																
88	H	Hartford	52 63	192	H	New Hampshire	63 69									
70	A	Boston U.	64 72	234	H	Binghamton	69 48									
305	A	Stony Brook	63 36	88	A	Hartford	57 50									
150	H	UMBC	58 67	70	H	Boston U.	60 61									
114	A	Albany (NY)	47 65	305	H	Stony Brook	47 54									
316	A	Maine	60 70	134	N	La Salle	59 68									

Non-Div I Games:

Vermont

 Loss,
 Non-Conf,
 S Site,
 H Home
 A Away
N Neutral

Average RPI Win: 110				WON-LOST		WINNING		LAST 12		STRENGTH OF		OPP. STRENGTH		TEAM		ADJ.		CONF.		ADJ CONF.	
Average RPI Loss: 47				RECORD		PCT. RANK		GAMES		SCHEDULE		OF SCHEDULE		RPI		RPI		RPI		RPI	
DIV. I ONLY				14- 8		96		6- 6		9		14		16		16		2		2	
DIV. I NON-CONF.				9- 3		61		2- 1		6		30		13		13		1		1	
TOTALS				RPI 1-25		RPI 26-50		W-L RECORDS		RPI 51-100		RPI 101-150		RPI 150+							
14- 8				1- 5		2- 0		OVERALL		5- 1		1- 1		5- 1							
6- 2				0- 2		0- 0		HOME		3- 0		0- 0		3- 0							
6- 6				0- 3		2- 0		AWAY		1- 1		1- 1		2- 1							
2- 0				1- 0		0- 0		NEUTRAL		1- 0		0- 0		0- 0							
9- 3				1- 2		2- 0		NON-CONFERENCE		2- 0		1- 0		3- 1							
2- 1				0- 1		0- 0		HOME		1- 0		0- 0		1- 0							
5- 2				0- 1		2- 0		AWAY		0- 0		1- 0		2- 1							
2- 0				1- 0		0- 0		NEUTRAL		1- 0		0- 0		0- 0							
5- 5				0- 3		0- 0		CONFERENCE		3- 1		0- 1		2- 0							
4- 1				0- 1		0- 0		HOME		2- 0		0- 0		2- 0							
1- 4				0- 2		0- 0		AWAY		1- 1		0- 1		0- 0							
0- 0				0- 0		0- 0		NEUTRAL		0- 0		0- 0		0- 0							

RPI S	Opponent	Score	RPI S	Opponent	Score	RPI S	Opponent	Score	RPI S	Opponent	Score
2	H Connecticut	49 72	43	A Temple	56 47	52	A West Virginia	56 61	103	A Marquette	50 51
3	A Notre Dame	43 76	49	A Marist	60 53	58	H Saint Joseph's	52 46	134	A La Salle	67 51
6	H Delaware	56 64				74	N Michigan St.	75 64	153	A Lehigh	62 54
19	A Louisville	58 62				83	A Providence	69 42	163	H Seton Hall	62 53
20	N St. Bonaventure	55 44				83	H Providence	59 53	165	H Pittsburgh	70 62
25	A Princeton	41 56				89	H Cincinnati	62 53	168	A Monmouth	48 49
									196	A Iona	76 47
									230	H Penn	52 30
LAST 12 Division I GAMES:											
83	H Providence	59 53	2	H Connecticut	49 72						
163	H Seton Hall	62 53	103	A Marquette	50 51						
19	A Louisville	58 62	52	A West Virginia	56 61						
89	H Cincinnati	62 53	165	H Pittsburgh	70 62						
3	A Notre Dame	43 76	168	A Monmouth	48 49						
230	H Penn	52 30	20	N St. Bonaventure	55 44						

Non-Div I Games: USciences 77 44

Villanova

Loss, Non-Conf, S Site, H Home A Away N Neutral

Virginia

Through Games Of Sunday, February 5, 2012

Average RPI Win:	144	WON-LOST	WINNING	LAST 12	STRENGTH OF	OPP. STRENGTH	TEAM	ADJ.	CONF.	ADJ CONF.
Average RPI Loss:	43	RECORD	PCT. RANK	GAMES	SCHEDULE	OF SCHEDULE	RPI	RPI	RPI	RPI
DIV. I ONLY	17- 8	82	6- 6	37	44	40	40	6	6	
DIV. I NON-CONF.	12- 2	20	1- 0	58	33	48	48	4	4	
TOTALS	RPI 1-25	RPI 26-50	W-L RECORDS	RPI 51-100	RPI 101-150	RPI 150+				
17- 8	1- 4	2- 1	OVERALL	4- 1	2- 2	8- 0				
12- 2	1- 1	1- 0	HOME	2- 0	2- 1	6- 0				
5- 4	0- 3	1- 0	AWAY	2- 0	0- 1	2- 0				
0- 2	0- 0	0- 1	NEUTRAL	0- 1	0- 0	0- 0				
12- 2	1- 0	2- 1	NON-CONFERENCE	2- 1	2- 0	5- 0				
9- 0	1- 0	1- 0	HOME	1- 0	2- 0	4- 0				
3- 0	0- 0	1- 0	AWAY	1- 0	0- 0	1- 0				
0- 2	0- 0	0- 1	NEUTRAL	0- 1	0- 0	0- 0				
5- 6	0- 4	0- 0	CONFERENCE	2- 0	0- 2	3- 0				
3- 2	0- 1	0- 0	HOME	1- 0	0- 1	2- 0				
2- 4	0- 3	0- 0	AWAY	1- 0	0- 1	1- 0				
0- 0	0- 0	0- 0	NEUTRAL	0- 0	0- 0	0- 0				

RPI 1-25				RPI 26-50				Team's RPI: 40	RPI 51-100				RPI 101+			
RPI	S	Opponent	Score	RPI	S	Opponent	Score		RPI	S	Opponent	Score	RPI	S	Opponent	Score
5	H	Tennessee	69 64	30	N	California	50 59		61	H	Florida St.	62 52	101	A	North Carolina	56 64
8	A	Duke	66 77	36	H	James Madison	59 53		64	N	Texas	53 79	101	H	North Carolina	73 78
12	A	Maryland	61 68	39	A	Richmond	69 56		69	A	North Carolina St.	55 47	131	H	Liberty	64 38
14	H	Miami (FL)	53 56						83	A	Providence	55 38	138	H	High Point	67 41
15	A	Georgia Tech	53 63						87	H	Appalachian St.	80 48	181	H	Virginia Tech	52 39
													189	H	Indiana	65 49
													199	H	Boston College	69 58
													207	A	Clemson	54 47
													223	H	Radford	92 43
													229	H	Massachusetts	53 38
													246	A	Hawaii	60 43
													331	H	Wagner	84 41
LAST 12 Division I GAMES:																
				69	A	North Carolina St.	55 47		12	A	Maryland	61 68				
				101	A	North Carolina	56 64		181	H	Virginia Tech	52 39				
				61	H	Florida St.	62 52		207	A	Clemson	54 47				
				15	A	Georgia Tech	53 63		101	H	North Carolina	73 78				
				199	H	Boston College	69 58		8	A	Duke	66 77				
				14	H	Miami (FL)	53 56		229	H	Massachusetts	53 38				

Non-Div I Games:

Virginia

■ Loss,
 ■ Non-Conf, S Site,
 ■ Home
 ■ Away
 N Neutral

Virginia Tech

Through Games Of Sunday, February 5, 2012

Average RPI Win:	188	WON-LOST	WINNING	LAST 12	STRENGTH OF	OPP. STRENGTH	TEAM	ADJ.	CONF.	ADJ CONF.
Average RPI Loss:	86	RECORD	PCT. RANK	GAMES	SCHEDULE	OF SCHEDULE	RPI	RPI	RPI	RPI
DIV. I ONLY	7- 17	272	4- 8	87	46	181	181	6	6	
DIV. I NON-CONF.	4- 9	256	1- 0	148	72	221	221	4	4	
TOTALS	RPI 1-25	RPI 26-50	W-L RECORDS	RPI 51-100	RPI 101-150	RPI 150+				
7- 17	1- 2	0- 3	OVERALL	0- 6	1- 3	5- 3				
2- 8	0- 1	0- 0	HOME	0- 3	1- 2	1- 2				
5- 8	1- 1	0- 3	AWAY	0- 2	0- 0	4- 1				
0- 1	0- 0	0- 0	NEUTRAL	0- 0	0- 1	0- 0				
4- 9	0- 0	0- 2	NON-CONFERENCE	0- 3	1- 2	3- 2				
2- 3	0- 0	0- 0	HOME	0- 1	1- 1	1- 1				
2- 5	0- 0	0- 2	AWAY	0- 2	0- 0	2- 1				
0- 1	0- 0	0- 0	NEUTRAL	0- 0	0- 1	0- 0				
3- 8	1- 2	0- 1	CONFERENCE	0- 3	0- 1	2- 1				
0- 5	0- 1	0- 0	HOME	0- 2	0- 1	0- 1				
3- 3	1- 1	0- 1	AWAY	0- 1	0- 0	2- 0				
0- 0	0- 0	0- 0	NEUTRAL	0- 0	0- 0	0- 0				

RPI 1-25				RPI 26-50				RPI 51-100				RPI 101+ Team's RPI: 181			
RPI	S	Opponent	Score	RPI	S	Opponent	Score	RPI	S	Opponent	Score	RPI	S	Opponent	Score
8	H	Duke	34 61	28	A	Penn St.	28 66	55	A	St. Mary's (CA)	47 60	101	H	North Carolina	37 56
12	A	Maryland	75 69	40	A	Virginia	39 52	61	A	Florida St.	60 78	107	H	Charlotte	65 71
14	A	Miami (FL)	48 79	48	A	Iowa	47 58	61	H	Florida St.	40 75	132	N	Minnesota	64 65
								69	H	North Carolina St.	53 65	150	H	UMBC	57 52
								76	A	Fla. Gulf Coast	41 69	176	A	UCF	32 41
								89	H	Cincinnati	55 66	191	H	William & Mary	59 78
												197	A	Old Dominion	77 65
												199	A	Boston College	38 35
												207	A	Clemson	55 33
												207	H	Clemson	51 55
												209	A	George Washington	55 48
												342	H	N.C. Central	70 52
LAST 12 Division I GAMES:															
61	A	Florida St.	60 78	8	H	Duke	34 61	40	A	Virginia	39 52	199	A	Boston College	38 35
207	H	Clemson	51 55	61	H	Florida St.	40 75	207	A	Clemson	55 33	207	H	Clemson	51 55
69	H	North Carolina St.	53 65	199	A	Boston College	38 35	150	H	UMBC	57 52	209	A	George Washington	55 48
12	A	Maryland	75 69	207	A	Clemson	55 33					342	H	N.C. Central	70 52
14	A	Miami (FL)	48 79												
101	H	North Carolina	37 56												

Non-Div I Games:

Virginia Tech

■ Loss,
 ■ Non-Conf,
 ■ S Site,
 ■ H Home
 ■ A Away
 N Neutral

Average RPI Win: 337	WON-LOST	WINNING	LAST 12	STRENGTH OF	OPP. STRENGTH	TEAM	ADJ.	CONF.	ADJ CONF.
Average RPI Loss: 180	RECORD	PCT. RANK	GAMES	SCHEDULE	OF SCHEDULE	RPI	RPI	RPI	RPI
DIV. I ONLY	2- 20	335	0- 12	200	303	331	331	20	20
DIV. I NON-CONF.	1- 10	329	0- 3	253	277	334	334	27	27
TOTALS	RPI 1-25	RPI 26-50	W-L RECORDS	RPI 51-100	RPI 101-150	RPI 150+			
2- 20	0- 0	0- 3	OVERALL	0- 2	0- 2	2- 13			
2- 6	0- 0	0- 0	HOME	0- 0	0- 1	2- 5			
0- 13	0- 0	0- 3	AWAY	0- 2	0- 1	0- 7			
0- 1	0- 0	0- 0	NEUTRAL	0- 0	0- 0	0- 1			
1- 10	0- 0	0- 3	NON-CONFERENCE	0- 0	0- 0	1- 7			
1- 2	0- 0	0- 0	HOME	0- 0	0- 0	1- 2			
0- 7	0- 0	0- 3	AWAY	0- 0	0- 0	0- 4			
0- 1	0- 0	0- 0	NEUTRAL	0- 0	0- 0	0- 1			
1- 10	0- 0	0- 0	CONFERENCE	0- 2	0- 2	1- 6			
1- 4	0- 0	0- 0	HOME	0- 0	0- 1	1- 3			
0- 6	0- 0	0- 0	AWAY	0- 2	0- 1	0- 3			
0- 0	0- 0	0- 0	NEUTRAL	0- 0	0- 0	0- 0			

W
a
g
n
e
rW
a
g
n
e
r

RPI 1-25				RPI 26-50				RPI 51-100				RPI 101+				Team's RPI: 331	
RPI	S	Opponent	Score	RPI	S	Opponent	Score	RPI	S	Opponent	Score	RPI	S	Opponent	Score		
				28	A	Penn St.	42 103	57	A	Quinnipiac	60 77	130	A	LIU Brooklyn	41 72		
				35	A	St. John's (NY)	34 54	80	A	Sacred Heart	57 67	130	H	LIU Brooklyn	60 67		
				40	A	Virginia	41 84					153	H	Lehigh	44 63		
												168	A	Monmouth	42 65		
												188	H	Robert Morris	38 55		
												192	H	New Hampshire	72 73		
												200	N	Elon	57 60		
												205	H	Central Conn. St.	57 69		
												225	H	Bryant	67 71		
												247	A	Fairleigh Dickinson	49 86		
												269	A	Army	46 70		
												273	A	Lafayette	55 66		
												309	A	Colgate	59 71		
												328	A	NJIT	65 68		
												336	A	St. Francis (NY)	34 48		
												336	H	St. Francis (NY)	49 45		
												338	H	Columbia	66 54		
LAST 12 Division I GAMES:																	
188	H	Robert Morris	38 55	205	H	Central Conn. St.	57 69										
80	A	Sacred Heart	57 67	247	A	Fairleigh Dickinson	49 86										
57	A	Quinnipiac	60 77	168	A	Monmouth	42 65										
130	H	LIU Brooklyn	60 67	200	N	Elon	57 60										
336	A	St. Francis (NY)	34 48	40	A	Virginia	41 84										
225	H	Bryant	67 71	192	H	New Hampshire	72 73										

Non-Div I Games:

Wagner

Wake Forest

Through Games Of Sunday, February 5, 2012

Average RPI Win:	197	WON-LOST	WINNING	LAST 12	STRENGTH OF	OPP. STRENGTH	TEAM	ADJ.	CONF.	ADJ CONF.
Average RPI Loss:	35	RECORD	PCT. RANK	GAMES	SCHEDULE	OF SCHEDULE	RPI	RPI	RPI	RPI
DIV. I ONLY	13- 10	132	5- 7	51	57	108	108	6	6	
DIV. I NON-CONF.	10- 3	48	2- 0	96	118	138	138	4	4	
TOTALS	RPI 1-25	RPI 26-50	W-L RECORDS	RPI 51-100	RPI 101-150	RPI 150+				
13- 10	0- 6	0- 1	OVERALL	0- 2	3- 1	10- 0				
10- 6	0- 2	0- 1	HOME	0- 2	3- 1	7- 0				
3- 4	0- 4	0- 0	AWAY	0- 0	0- 0	3- 0				
0- 0	0- 0	0- 0	NEUTRAL	0- 0	0- 0	0- 0				
10- 3	0- 1	0- 1	NON-CONFERENCE	0- 1	3- 0	7- 0				
8- 3	0- 1	0- 1	HOME	0- 1	3- 0	5- 0				
2- 0	0- 0	0- 0	AWAY	0- 0	0- 0	2- 0				
0- 0	0- 0	0- 0	NEUTRAL	0- 0	0- 0	0- 0				
3- 7	0- 5	0- 0	CONFERENCE	0- 1	0- 1	3- 0				
2- 3	0- 1	0- 0	HOME	0- 1	0- 1	2- 0				
1- 4	0- 4	0- 0	AWAY	0- 0	0- 0	1- 0				
0- 0	0- 0	0- 0	NEUTRAL	0- 0	0- 0	0- 0				

RPI 1-25				RPI 26-50				RPI 51-100				RPI 101+ Team's RPI: 108			
RPI	S	Opponent	Score	RPI	S	Opponent	Score	RPI	S	Opponent	Score	RPI	S	Opponent	Score
6	H	Delaware	57 70	33	H	Kansas	73 74	69	H	North Carolina St.	66 75	101	H	North Carolina	71 75
8	A	Duke	43 75					85	H	Howard	59 63	109	H	Davidson	68 66
8	H	Duke	58 76									132	H	Minnesota	82 65
12	A	Maryland	58 86									135	H	Coppin St.	80 58
14	A	Miami (FL)	39 64									163	A	Seton Hall	60 44
15	A	Georgia Tech	67 71									168	H	Monmouth	88 54
												169	A	SMU	65 53
												199	A	Boston College	73 60
												199	H	Boston College	72 58
												207	H	Clemson	94 65
												223	H	Radford	90 67
												248	H	Md.-East. Shore	77 45
												293	H	Jacksonville	83 54
												319	H	Mercer	90 44
LAST 12 Division I GAMES:															
199	A	Boston College	73 60	69	H	North Carolina St.	66 75	15	A	Georgia Tech	67 71				
8	A	Duke	43 75					199	H	Boston College	72 58				
101	H	North Carolina	71 75					8	H	Duke	58 76				
14	A	Miami (FL)	39 64					109	H	Davidson	68 66				
207	H	Clemson	94 65					248	H	Md.-East. Shore	77 45				
12	A	Maryland	58 86												

Non-Div I Games:

Wake Forest

■ Loss,
■ Non-Conf, S Site,
■ Home
■ Away
N Neutral

Average RPI Win:	181	WON-LOST	WINNING	LAST 12	STRENGTH OF	OPP. STRENGTH	TEAM	ADJ.	CONF.	ADJ CONF.
Average RPI Loss:	76	RECORD	PCT. RANK	GAMES	SCHEDULE	OF SCHEDULE	RPI	RPI	RPI	RPI
DIV. I ONLY	12- 9	126	5- 7	81	83	96	96	5	5	
DIV. I NON-CONF.	8- 2	43	1- 0	231	295	172	172	6	6	
TOTALS	RPI 1-25	RPI 26-50	W-L RECORDS	RPI 51-100	RPI 101-150	RPI 150+				
12- 9	0- 1	1- 1	OVERALL	1- 3	2- 4	8- 0				
8- 3	0- 0	0- 0	HOME	0- 1	2- 2	6- 0				
4- 6	0- 1	1- 1	AWAY	1- 2	0- 2	2- 0				
0- 0	0- 0	0- 0	NEUTRAL	0- 0	0- 0	0- 0				
8- 2	0- 0	0- 0	NON-CONFERENCE	0- 0	0- 2	8- 0				
6- 1	0- 0	0- 0	HOME	0- 0	0- 1	6- 0				
2- 1	0- 0	0- 0	AWAY	0- 0	0- 1	2- 0				
0- 0	0- 0	0- 0	NEUTRAL	0- 0	0- 0	0- 0				
4- 7	0- 1	1- 1	CONFERENCE	1- 3	2- 2	0- 0				
2- 2	0- 0	0- 0	HOME	0- 1	2- 1	0- 0				
2- 5	0- 1	1- 1	AWAY	1- 2	0- 1	0- 0				
0- 0	0- 0	0- 0	NEUTRAL	0- 0	0- 0	0- 0				

RPI 1-25				RPI 26-50				RPI 51-100				RPI 101+			
RPI	S	Opponent	Score	RPI	S	Opponent	Score	RPI	S	Opponent	Score	RPI	S	Opponent	Score
4	A	Stanford	47 65	30	A	California	47 71	51	A	UCLA	73 79	102	H	UC Davis	68 69
				45	A	Southern California	67 61	59	H	Arizona St.	53 57	104	H	Colorado	75 67
								62	A	Oregon St.	55 60	119	A	San Diego St.	51 63
								73	A	Washington St.	60 51	121	A	Oregon	86 88
												122	H	Arizona	77 48
												140	H	Utah	36 49
												151	H	Cal St. Northridge	73 67
												152	H	Seattle	72 53
												172	H	Portland	61 49
												226	A	UC Santa Barbara	46 37
												237	H	Southern U.	64 56
												277	H	Long Beach St.	80 46
												288	A	Idaho	66 49
												321	H	Houston	85 60
LAST 12 Division I GAMES:															
45	A	Southern California	67 61	73	A	Washington St.	60 51								
51	A	UCLA	73 79	140	H	Utah	36 49								
59	H	Arizona St.	53 57	104	H	Colorado	75 67								
122	H	Arizona	77 48	121	A	Oregon	86 88								
4	A	Stanford	47 65	62	A	Oregon St.	55 60								
30	A	California	47 71	237	H	Southern U.	64 56								

Non-Div I Games:

Washington

■ Loss,
 ■ Non-Conf,
 ■ S Site,
 ■ H Home
 ■ A Away
 N Neutral

Average RPI Win:	147	WON-LOST	WINNING	LAST 12	STRENGTH OF	OPP. STRENGTH	TEAM	ADJ.	CONF.	ADJ CONF.
Average RPI Loss:	45	RECORD	PCT. RANK	GAMES	SCHEDULE	OF SCHEDULE	RPI	RPI	RPI	RPI
DIV. I ONLY	10- 13	210	4- 8	10	47	73	73	5	5	
DIV. I NON-CONF.	6- 6	161	0- 1	11	67	73	73	6	6	
TOTALS	RPI 1-25	RPI 26-50	W-L RECORDS	RPI 51-100	RPI 101-150	RPI 150+				
10- 13	0- 3	0- 5	OVERALL	2- 4	6- 1	2- 0				
4- 5	0- 1	0- 1	HOME	0- 2	3- 1	1- 0				
3- 7	0- 2	0- 3	AWAY	1- 2	2- 0	0- 0				
3- 1	0- 0	0- 1	NEUTRAL	1- 0	1- 0	1- 0				
6- 6	0- 2	0- 3	NON-CONFERENCE	1- 1	3- 0	2- 0				
2- 2	0- 1	0- 1	HOME	0- 0	1- 0	1- 0				
1- 3	0- 1	0- 1	AWAY	0- 1	1- 0	0- 0				
3- 1	0- 0	0- 1	NEUTRAL	1- 0	1- 0	1- 0				
4- 7	0- 1	0- 2	CONFERENCE	1- 3	3- 1	0- 0				
2- 3	0- 0	0- 0	HOME	0- 2	2- 1	0- 0				
2- 4	0- 1	0- 2	AWAY	1- 1	1- 0	0- 0				
0- 0	0- 0	0- 0	NEUTRAL	0- 0	0- 0	0- 0				

RPI 1-25				RPI 26-50				RPI 51-100 Team's RPI: 73				RPI 101+			
RPI	S	Opponent	Score	RPI	S	Opponent	Score	RPI	S	Opponent	Score	RPI	S	Opponent	Score
4	A	Stanford	41 75	26	H	Gonzaga	69 71	51	A	UCLA	52 73	103	N	Marquette	65 52
13	A	Ohio St.	57 79	28	A	Penn St.	60 72	59	H	Arizona St.	46 63	104	H	Colorado	56 57
19	H	Louisville	71 75	30	A	California	55 60	62	A	Oregon St.	61 54	119	H	San Diego St.	65 50
				38	N	Michigan	39 69	71	A	South Dakota St.	58 63	121	A	Oregon	75 47
				45	A	Southern California	62 67	72	N	UNC Wilmington	72 60	122	H	Arizona	78 68
								96	H	Washington	51 60	133	A	Wisconsin	69 51
												140	H	Utah	60 43
												292	H	UC Riverside	74 35
												304	N	Prairie View	90 52
LAST 12 Division I GAMES:															
51	A	UCLA	52 73	96	H	Washington	51 60								
45	A	Southern California	62 67	104	H	Colorado	56 57								
122	H	Arizona	78 68	140	H	Utah	60 43								
59	H	Arizona St.	46 63	62	A	Oregon St.	61 54								
30	A	California	55 60	121	A	Oregon	75 47								
4	A	Stanford	41 75	13	A	Ohio St.	57 79								

Non-Div I Games:

Washington St.

■ Loss,
 ■ Non-Conf, S Site,
 ■ Home
 ■ Away
 N Neutral

Average RPI Win: 288	WON-LOST	WINNING	LAST 12	STRENGTH OF	OPP. STRENGTH	TEAM	ADJ.	CONF.	ADJ CONF.
Average RPI Loss: 183	RECORD	PCT. RANK	GAMES	SCHEDULE	OF SCHEDULE	RPI	RPI	RPI	RPI
DIV. I ONLY	2- 21	337	0- 12	211	283	332	332	14	14
DIV. I NON-CONF.	2- 11	308	0- 2	209	326	331	331	12	12
TOTALS	RPI 1-25	RPI 26-50	W-L RECORDS	RPI 51-100	RPI 101-150	RPI 150+			
2- 21	0- 0	0- 1	OVERALL	0- 1	0- 6	2- 13			
2- 7	0- 0	0- 1	HOME	0- 1	0- 1	2- 4			
0- 12	0- 0	0- 0	AWAY	0- 0	0- 5	0- 7			
0- 2	0- 0	0- 0	NEUTRAL	0- 0	0- 0	0- 2			
2- 11	0- 0	0- 1	NON-CONFERENCE	0- 0	0- 4	2- 6			
2- 3	0- 0	0- 1	HOME	0- 0	0- 0	2- 2			
0- 6	0- 0	0- 0	AWAY	0- 0	0- 4	0- 2			
0- 2	0- 0	0- 0	NEUTRAL	0- 0	0- 0	0- 2			
0- 10	0- 0	0- 0	CONFERENCE	0- 1	0- 2	0- 7			
0- 4	0- 0	0- 0	HOME	0- 1	0- 1	0- 2			
0- 6	0- 0	0- 0	AWAY	0- 0	0- 1	0- 5			
0- 0	0- 0	0- 0	NEUTRAL	0- 0	0- 0	0- 0			

RPI S	Opponent	Score	RPI S	Opponent	Score	RPI S	Opponent	Score	RPI S	Opponent	Score	Team's RPI: 332
43	H BYU	67 84	66	H Idaho St.	52 54	104	A Colorado	59 77	117	H Eastern Wash.	60 72	
						121	A Oregon	73 88	125	A Utah St.	63 73	
						127	A Montana St.	61 64	140	A Utah	63 81	
						156	A Northern Colo.	57 70	161	A Montana	70 77	
						162	A Portland St.	63 76	162	H Portland St.	56 66	
						213	H Wyoming	68 76	228	A Boise St.	68 86	
						232	N Nicholls St.	56 83	244	N UC Irvine	54 57	
						279	H San Jose St.	69 67	281	A Northern Ariz.	58 71	
						282	A Utah Valley	59 63	282	H Utah Valley	65 72	
						294	A Sacramento St.	60 78	294	H Sacramento St.	68 83	
						296	H CSU Bakersfield	85 72				
LAST 12 Division I GAMES:												
156	A Northern Colo.	57 70	127	A Montana St.	61 64							
162	A Portland St.	63 76	162	H Portland St.	56 66							
66	H Idaho St.	52 54	117	H Eastern Wash.	60 72							
294	H Sacramento St.	68 83	294	A Sacramento St.	60 78							
281	A Northern Ariz.	58 71	282	H Utah Valley	65 72							
161	A Montana	70 77	104	A Colorado	59 77							

Non-Div I Games:

Weber St.

Average RPI Win:	161	WON-LOST	WINNING	LAST 12	STRENGTH OF	OPP. STRENGTH	TEAM	ADJ.	CONF.	ADJ CONF.
Average RPI Loss:	60	RECORD	PCT. RANK	GAMES	SCHEDULE	OF SCHEDULE	RPI	RPI	RPI	RPI
DIV. I ONLY	17- 6	47	9- 3	85	76	52	52	2	2	
DIV. I NON-CONF.	10- 3	48	3- 0	173	241	95	95	1	1	
TOTALS	RPI 1-25	RPI 26-50	W-L RECORDS	RPI 51-100	RPI 101-150	RPI 150+				
17- 6	2- 3	0- 0	OVERALL	2- 2	4- 0	9- 1				
12- 2	2- 2	0- 0	HOME	1- 0	2- 0	7- 0				
3- 4	0- 1	0- 0	AWAY	0- 2	2- 0	1- 1				
2- 0	0- 0	0- 0	NEUTRAL	1- 0	0- 0	1- 0				
10- 3	0- 1	0- 0	NON-CONFERENCE	2- 1	1- 0	7- 1				
8- 1	0- 1	0- 0	HOME	1- 0	1- 0	6- 0				
0- 2	0- 0	0- 0	AWAY	0- 1	0- 0	0- 1				
2- 0	0- 0	0- 0	NEUTRAL	1- 0	0- 0	1- 0				
7- 3	2- 2	0- 0	CONFERENCE	0- 1	3- 0	2- 0				
4- 1	2- 1	0- 0	HOME	0- 0	1- 0	1- 0				
3- 2	0- 1	0- 0	AWAY	0- 1	2- 0	1- 0				
0- 0	0- 0	0- 0	NEUTRAL	0- 0	0- 0	0- 0				

RPI	S	Opponent	Score	RPI	S	Opponent	Score	RPI	S	Opponent	Score	RPI	S	Opponent	Score
2	A	Connecticut	60 79					51	N	UCLA	63 54	103	H	Marquette	53 32
16	H	Villanova	61 56					70	H	Boston U.	78 53	110	A	South Fla.	55 52
19	H	Louisville	66 50					78	A	Duquesne	55 61	112	A	Syracuse	76 72
20	H	St. Bonaventure	48 56					83	A	Providence	48 51	134	H	La Salle	63 52
24	H	Georgetown	54 64									151	A	Cal St. Northridge	47 48
												163	H	Seton Hall	79 63
												165	A	Pittsburgh	54 43
												180	N	Marshall	69 57
												200	H	Elon	84 36
												219	H	Youngstown St.	69 37
												231	H	Mt. St. Mary's	94 32
												283	H	North Florida	86 30
												340	H	Bucknell	72 30
												342	H	N.C. Central	97 24
LAST 12 Division I GAMES:															
19	H	Louisville	66 50	83	A	Providence	48 51	163	H	Seton Hall	79 63	16	H	Villanova	61 56
110	A	South Fla.	55 52	2	A	Connecticut	60 79	200	H	Elon	84 36	24	H	Georgetown	54 64
103	H	Marquette	53 32	54	A	Pittsburgh	54 43	340	H	Bucknell	72 30	165	A	Pittsburgh	54 43
24	H	Georgetown	54 64	69	N	Marshall	69 57					180	N	Marshall	69 57

Non-Div I Games:

West Virginia

Average RPI Win:	289	WON-LOST	WINNING	LAST 12	STRENGTH OF	OPP. STRENGTH	TEAM	ADJ.	CONF.	ADJ CONF.
Average RPI Loss:	160	RECORD	PCT. RANK	GAMES	SCHEDULE	OF SCHEDULE	RPI	RPI	RPI	RPI
DIV. I ONLY	9- 14	229	5- 7	271	299	263	263	17	17	
DIV. I NON-CONF.	5- 4	136	1- 1	322	339	306	306	22	22	
TOTALS	RPI 1-25	RPI 26-50	W-L RECORDS	RPI 51-100	RPI 101-150	RPI 150+				
9- 14	0- 0	0- 1	OVERALL	0- 3	0- 3	9- 7				
5- 6	0- 0	0- 0	HOME	0- 1	0- 1	5- 4				
4- 8	0- 0	0- 1	AWAY	0- 2	0- 2	4- 3				
0- 0	0- 0	0- 0	NEUTRAL	0- 0	0- 0	0- 0				
5- 4	0- 0	0- 1	NON-CONFERENCE	0- 0	0- 0	5- 3				
2- 2	0- 0	0- 0	HOME	0- 0	0- 0	2- 2				
3- 2	0- 0	0- 1	AWAY	0- 0	0- 0	3- 1				
0- 0	0- 0	0- 0	NEUTRAL	0- 0	0- 0	0- 0				
4- 10	0- 0	0- 0	CONFERENCE	0- 3	0- 3	4- 4				
3- 4	0- 0	0- 0	HOME	0- 1	0- 1	3- 2				
1- 6	0- 0	0- 0	AWAY	0- 2	0- 2	1- 2				
0- 0	0- 0	0- 0	NEUTRAL	0- 0	0- 0	0- 0				

RPI 1-25				RPI 26-50				RPI 51-100				RPI 101+				Team's RPI: 263	
RPI	S	Opponent	Score	RPI	S	Opponent	Score	RPI	S	Opponent	Score	RPI	S	Opponent	Score		
				29	A	Vanderbilt	36 81	63	A	Chattanooga	58 64	109	A	Davidson	45 58		
								87	A	Appalachian St.	39 58	109	H	Davidson	46 64		
								87	H	Appalachian St.	46 82	137	A	Samford	61 64		
												178	H	Furman	54 57		
												200	H	Elon	45 51		
												211	H	Charleston So.	69 65		
												215	A	Campbell	43 59		
												217	H	Georgia St.	59 64		
												240	A	Col. of Charleston	39 54		
												240	H	Col. of Charleston	59 45		
												266	A	Tennessee Tech	61 58		
												280	A	Ga. Southern	40 41		
												290	H	Coastal Caro.	56 66		
												297	H	Wofford	69 60		
												302	A	UNC Greensboro	46 35		
												302	H	UNC Greensboro	62 29		
												313	A	S.C. Upstate	63 58		
												329	H	UNC Asheville	65 53		
												342	A	N.C. Central	62 49		
LAST 12 Division I GAMES:																	
				302	A	UNC Greensboro	46 35	200	H	Elon	45 51						
				240	H	Col. of Charleston	59 45	109	A	Davidson	45 58						
				87	A	Appalachian St.	39 58	178	H	Furman	54 57						
				297	H	Wofford	69 60	302	H	UNC Greensboro	62 29						
				240	A	Col. of Charleston	39 54	313	A	S.C. Upstate	63 58						
				280	A	Ga. Southern	40 41	29	A	Vanderbilt	36 81						

Non-Div I Games:

Western Caro.

■ Loss,
 ■ Non-Conf,
 ■ S Site,
 ■ H Home
 ■ A Away
 N Neutral

Average RPI Win:	233	WON-LOST	WINNING	LAST 12	STRENGTH OF	OPP. STRENGTH	TEAM	ADJ.	CONF.	ADJ CONF.
Average RPI Loss:	151	RECORD	PCT. RANK	GAMES	SCHEDULE	OF SCHEDULE	RPI	RPI	RPI	RPI
DIV. I ONLY	6- 12	254	4- 6	209	174	239	239	16	16	
DIV. I NON-CONF.	1- 6	311	0- 1	123	131	194	194	11	11	
TOTALS	RPI 1-25	RPI 26-50	W-L RECORDS	RPI 51-100	RPI 101-150	RPI 150+				
6- 12	0- 0	0- 2	OVERALL	0- 2	1- 3	5- 5				
3- 4	0- 0	0- 0	HOME	0- 1	0- 1	3- 2				
3- 8	0- 0	0- 2	AWAY	0- 1	1- 2	2- 3				
0- 0	0- 0	0- 0	NEUTRAL	0- 0	0- 0	0- 0				
1- 6	0- 0	0- 2	NON-CONFERENCE	0- 0	0- 2	1- 2				
0- 1	0- 0	0- 0	HOME	0- 0	0- 0	0- 1				
1- 5	0- 0	0- 2	AWAY	0- 0	0- 2	1- 1				
0- 0	0- 0	0- 0	NEUTRAL	0- 0	0- 0	0- 0				
5- 6	0- 0	0- 0	CONFERENCE	0- 2	1- 1	4- 3				
3- 3	0- 0	0- 0	HOME	0- 1	0- 1	3- 1				
2- 3	0- 0	0- 0	AWAY	0- 1	1- 0	1- 2				
0- 0	0- 0	0- 0	NEUTRAL	0- 0	0- 0	0- 0				

RPI S	Opponent	Score	RPI S	Opponent	Score	RPI S	Opponent	Score	RPI S	Opponent	Score	Team's RPI: 239
29	A Vanderbilt	51 95	71	H South Dakota St.	56 82	118	A Eastern Ill.	55 88				
48	A Iowa	45 98	98	A South Dakota	57 78	124	H Oral Roberts	66 78				
						142	A UMKC	66 63				
						148	A Bradley	64 93				
						195	A Oakland	71 75				
						195	H Oakland	86 53				
						202	A Northern Ill.	84 91				
						214	H Milwaukee	66 79				
						238	H North Dakota St.	68 65				
						260	A IUPUI	65 60				
						260	H IUPUI	64 68				
						276	H Southern Utah	82 70				
						284	A Valparaiso	67 55				
						301	A IPFW	54 73				
LAST 12 Division I GAMES:												
195	H Oakland	86 53	195	A Oakland	71 75							
260	H IUPUI	64 68	301	A IPFW	54 73							
142	A UMKC	66 63	260	A IUPUI	65 60							
98	A South Dakota	57 78	148	A Bradley	64 93							
124	H Oral Roberts	66 78	48	A Iowa	45 98							
276	H Southern Utah	82 70	118	A Eastern Ill.	55 88							

Non-Div I Games: Hannibal-La Grange 87 65 Neb. Omaha 58 65 William Woods 73 52 Neb. Omaha 70 59
Western Ill.

Average RPI Win: 237	WON-LOST	WINNING	LAST 12	STRENGTH OF	OPP. STRENGTH	TEAM	ADJ.	CONF.	ADJ CONF.
Average RPI Loss: 133	RECORD	PCT. RANK	GAMES	SCHEDULE	OF SCHEDULE	RPI	RPI	RPI	RPI
DIV. I ONLY	6- 16	283	4- 8	75	252	241	241	19	19
DIV. I NON-CONF.	3- 9	274	1- 1	23	233	178	178	14	14
<hr/>									
TOTALS	RPI 1-25	RPI 26-50	W-L RECORDS	RPI 51-100	RPI 101-150	RPI 150+			
6- 16	0- 1	0- 0	OVERALL	0- 5	1- 3	5- 7			
5- 5	0- 1	0- 0	HOME	0- 1	0- 1	5- 2			
0- 11	0- 0	0- 0	AWAY	0- 4	0- 2	0- 5			
1- 0	0- 0	0- 0	NEUTRAL	0- 0	1- 0	0- 0			
<hr/>									
3- 9	0- 1	0- 0	NON-CONFERENCE	0- 5	1- 1	2- 2			
2- 3	0- 1	0- 0	HOME	0- 1	0- 0	2- 1			
0- 6	0- 0	0- 0	AWAY	0- 4	0- 1	0- 1			
1- 0	0- 0	0- 0	NEUTRAL	0- 0	1- 0	0- 0			
<hr/>									
3- 7	0- 0	0- 0	CONFERENCE	0- 0	0- 2	3- 5			
3- 2	0- 0	0- 0	HOME	0- 0	0- 1	3- 1			
0- 5	0- 0	0- 0	AWAY	0- 0	0- 1	0- 4			
0- 0	0- 0	0- 0	NEUTRAL	0- 0	0- 0	0- 0			

RPI 1-25				RPI 26-50				RPI 51-100				RPI 101+ Team's RPI: 241			
RPI	S	Opponent	Score	RPI	S	Opponent	Score	RPI	S	Opponent	Score	RPI	S	Opponent	Score
8	H	Duke	54 80					53	A	Texas Tech	38 75	111	A	Illinois St.	45 71
								68	A	Bowling Green	62 86	116	A	Denver	62 69
								77	H	Towson	62 67	137	N	Samford	58 57
								86	A	UAB	36 58	144	H	UALR	50 61
								99	A	Northwestern	57 71	157	A	North Texas	42 50
												160	H	Wright St.	66 86
												170	A	FIU	56 60
												170	H	FIU	65 48
												171	H	South Ala.	52 56
												183	A	Fla. Atlantic	58 60
												206	H	Louisiana Tech	69 54
												258	A	La.-Monroe	49 53
												266	A	Tennessee Tech	59 69
												266	H	Tennessee Tech	71 58
												306	H	La.-Lafayette	49 45
												334	H	Troy	64 38
<hr/>															
LAST 12 Division I GAMES:															
171	H	South Ala.	52 56	157	A	North Texas	42 50								
170	A	FIU	56 60	334	H	Troy	64 38								
183	A	Fla. Atlantic	58 60	306	H	La.-Lafayette	49 45								
144	H	UALR	50 61	258	A	La.-Monroe	49 53								
266	H	Tennessee Tech	71 58	53	A	Texas Tech	38 75								
116	A	Denver	62 69	170	H	FIU	65 48								

Non-Div I Games:

Western Ky.

Average RPI Win:	232	WON-LOST	WINNING	LAST 12	STRENGTH OF	OPP. STRENGTH	TEAM	ADJ.	CONF.	ADJ CONF.
Average RPI Loss:	175	RECORD	PCT. RANK	GAMES	SCHEDULE	OF SCHEDULE	RPI	RPI	RPI	RPI
DIV. I ONLY	6- 17	292	3- 9	233	189	310	310	12	12	
DIV. I NON-CONF.	3- 10	282	0- 2	285	217	321	321	13	13	
TOTALS	RPI 1-25	RPI 26-50	W-L RECORDS	RPI 51-100	RPI 101-150	RPI 150+				
6- 17	0- 0	0- 2	OVERALL	1- 4	0- 0	5- 11				
5- 7	0- 0	0- 1	HOME	1- 0	0- 0	4- 6				
0- 10	0- 0	0- 1	AWAY	0- 4	0- 0	0- 4				
1- 0	0- 0	0- 0	NEUTRAL	0- 0	0- 0	1- 0				
3- 10	0- 0	0- 2	NON-CONFERENCE	0- 1	0- 0	3- 7				
2- 4	0- 0	0- 1	HOME	0- 0	0- 0	2- 3				
0- 6	0- 0	0- 1	AWAY	0- 1	0- 0	0- 4				
1- 0	0- 0	0- 0	NEUTRAL	0- 0	0- 0	1- 0				
3- 7	0- 0	0- 0	CONFERENCE	1- 3	0- 0	2- 4				
3- 3	0- 0	0- 0	HOME	1- 0	0- 0	2- 3				
0- 4	0- 0	0- 0	AWAY	0- 3	0- 0	0- 1				
0- 0	0- 0	0- 0	NEUTRAL	0- 0	0- 0	0- 0				

RPI 1-25				RPI 26-50				RPI 51-100				RPI 101+				Team's RPI: 310
RPI	S	Opponent	Score	RPI	S	Opponent	Score	RPI	S	Opponent	Score	RPI	S	Opponent	Score	
				33	A	Kansas	64 76	67	A	Eastern Mich.	59 84	154	A	Central Mich.	85 93	
				43	H	Temple	52 64	68	A	Bowling Green	56 67	155	H	Detroit	64 73	
								74	A	Michigan St.	45 80	159	A	American	52 77	
								84	A	Miami (OH)	67 82	202	H	Northern Ill.	41 53	
								95	H	Toledo	70 67	208	H	Buffalo	102 92	
												214	H	Milwaukee	69 63	
												219	A	Youngstown St.	55 80	
												253	H	Ohio	59 72	
												254	H	Ball St.	76 64	
												271	H	Eastern Ky.	60 71	
												277	A	Long Beach St.	56 76	
												287	H	Cleveland St.	66 72	
												300	H	Kent St.	61 67	
												303	N	Texas-Arlington	67 63	
												318	H	Southeast Mo. St.	67 34	
												326	A	Chicago St.	65 70	
LAST 12 Division I GAMES:																
				68	A	Bowling Green	56 67	67	A	Eastern Mich.	59 84					
				208	H	Buffalo	102 92	154	A	Central Mich.	85 93					
				253	H	Ohio	59 72	254	H	Ball St.	76 64					
				300	H	Kent St.	61 67	95	H	Toledo	70 67					
				84	A	Miami (OH)	67 82	43	H	Temple	52 64					
				202	H	Northern Ill.	41 53	159	A	American	52 77					

Non-Div I Games:

Western Mich.

Average RPI Win:	198	WON-LOST	WINNING	LAST 12	STRENGTH OF	OPP. STRENGTH	TEAM	ADJ.	CONF.	ADJ CONF.
Average RPI Loss:	88	RECORD	PCT. RANK	GAMES	SCHEDULE	OF SCHEDULE	RPI	RPI	RPI	RPI
DIV. I ONLY	15- 7	73	10- 2	166	99	91	91	10	10	
DIV. I NON-CONF.	6- 5	141	1- 0	235	115	112	112	10	10	
TOTALS	RPI 1-25	RPI 26-50	W-L RECORDS	RPI 51-100	RPI 101-150	RPI 150+				
15- 7	0- 1	1- 1	OVERALL	1- 1	5- 3	8- 1				
7- 3	0- 0	1- 1	HOME	1- 0	2- 1	3- 1				
7- 4	0- 1	0- 0	AWAY	0- 1	3- 2	4- 0				
1- 0	0- 0	0- 0	NEUTRAL	0- 0	0- 0	1- 0				
6- 5	0- 1	0- 1	NON-CONFERENCE	0- 0	0- 2	6- 1				
3- 2	0- 0	0- 1	HOME	0- 0	0- 0	3- 1				
2- 3	0- 1	0- 0	AWAY	0- 0	0- 2	2- 0				
1- 0	0- 0	0- 0	NEUTRAL	0- 0	0- 0	1- 0				
9- 2	0- 0	1- 0	CONFERENCE	1- 1	5- 1	2- 0				
4- 1	0- 0	1- 0	HOME	1- 0	2- 1	0- 0				
5- 1	0- 0	0- 0	AWAY	0- 1	3- 0	2- 0				
0- 0	0- 0	0- 0	NEUTRAL	0- 0	0- 0	0- 0				

RPI 1-25				RPI 26-50				RPI 51-100				Team's RPI: 91	RPI 101+			
RPI	S	Opponent	Score	RPI	S	Opponent	Score	RPI	S	Opponent	Score		RPI	S	Opponent	Score
11	A	Kansas St.	34 60	37	H	LSU	56 64	78	A	Creighton	59 61		102	A	UC Davis	47 62
				50	H	Missouri St.	53 51	78	H	Creighton	65 58		111	H	Illinois St.	59 68
													122	A	Arizona	60 74
													123	A	UNI	67 40
													139	H	Indiana St.	74 63
													146	A	Drake	74 56
													146	H	Drake	63 41
													148	A	Bradley	71 58
													154	H	Central Mich.	49 58
													169	H	SMU	63 43
													233	H	Winthrop	71 69
													259	A	Southern Ill.	78 68
													277	A	Long Beach St.	73 64
													285	A	UTSA	69 56
													295	A	Evansville	57 51
													303	N	Texas-Arlington	90 64
													323	H	Northwestern St.	77 49
LAST 12 Division I GAMES:																
				146	A	Drake	74 56	50	H	Missouri St.	53 51					
				78	A	Creighton	59 61	78	H	Creighton	65 58					
				139	H	Indiana St.	74 63	146	H	Drake	63 41					
				111	H	Illinois St.	59 68	148	A	Bradley	71 58					
				259	A	Southern Ill.	78 68	123	A	UNI	67 40					
				295	A	Evansville	57 51	277	A	Long Beach St.	73 64					

Non-Div I Games:

Wichita St.

William & Mary

Through Games Of Sunday, February 5, 2012

Average RPI Win:	224	WON-LOST	WINNING	LAST 12	STRENGTH OF	OPP. STRENGTH	TEAM	ADJ.	CONF.	ADJ CONF.
Average RPI Loss:	107	RECORD	PCT. RANK	GAMES	SCHEDULE	OF SCHEDULE	RPI	RPI	RPI	RPI
DIV. I ONLY	8- 13	236	2- 9	123	107	191	191	7	7	
DIV. I NON-CONF.	6- 4	116	0- 1	257	250	260	260	7	7	
TOTALS	RPI 1-25	RPI 26-50	W-L RECORDS	RPI 51-100	RPI 101-150	RPI 150+				
8- 13	0- 1	0- 2	OVERALL	0- 5	0- 1	8- 4				
5- 5	0- 0	0- 1	HOME	0- 2	0- 0	5- 2				
3- 8	0- 1	0- 1	AWAY	0- 3	0- 1	3- 2				
0- 0	0- 0	0- 0	NEUTRAL	0- 0	0- 0	0- 0				
6- 4	0- 0	0- 1	NON-CONFERENCE	0- 0	0- 1	6- 2				
3- 2	0- 0	0- 0	HOME	0- 0	0- 0	3- 2				
3- 2	0- 0	0- 1	AWAY	0- 0	0- 1	3- 0				
0- 0	0- 0	0- 0	NEUTRAL	0- 0	0- 0	0- 0				
2- 9	0- 1	0- 1	CONFERENCE	0- 5	0- 0	2- 2				
2- 3	0- 0	0- 1	HOME	0- 2	0- 0	2- 0				
0- 6	0- 1	0- 0	AWAY	0- 3	0- 0	0- 2				
0- 0	0- 0	0- 0	NEUTRAL	0- 0	0- 0	0- 0				

RPI	S	Opponent	Score	RPI	S	Opponent	Score	RPI	S	Opponent	Score	RPI	S	Opponent	Score	Team's RPI: 191
6	A	Delaware	57 73	36	H	James Madison	40 50	56	A	Hofstra	75 82	130	A	LIU Brooklyn	69 78	
				39	A	Richmond	57 77	56	H	Hofstra	97 100	163	A	Seton Hall	61 54	
								72	A	UNC Wilmington	77 80	179	A	George Mason	70 82	
								77	A	Towson	75 77	179	H	George Mason	76 66	
								81	H	VCU	80 83	181	A	Virginia Tech	78 59	
												197	H	Old Dominion	83 80	
												209	H	George Washington	66 74	
												222	H	Navy	58 61	
												227	A	Northeastern	71 82	
												261	H	N.C. A&T	74 68	
												262	H	Cornell	85 54	
												274	A	Norfolk St.	79 76	
												275	H	Longwood	76 43	
LAST 12 Division I GAMES:																
72	A	UNC Wilmington	77 80	81	H	VCU	80 83									
56	A	Hofstra	75 82	77	A	Towson	75 77									
227	A	Northeastern	71 82	56	H	Hofstra	97 100									
197	H	Old Dominion	83 80	179	H	George Mason	76 66									
36	H	James Madison	40 50	209	H	George Washington	66 74									
179	A	George Mason	70 82	163	A	Seton Hall	61 54									

Non-Div I Games: Elizabeth City St. 81 70

William & Mary

Loss, Non-Conf, S Site, H Home A Away N Neutral

Average RPI Win: 275				WON-LOST		WINNING		LAST 12		STRENGTH OF		OPP. STRENGTH		TEAM		ADJ.		CONF.		ADJ CONF.	
Average RPI Loss: 164				RECORD		PCT. RANK		GAMES		SCHEDULE		OF SCHEDULE		RPI		RPI		RPI		RPI	
DIV. I ONLY				11- 11		167		7- 5		297		321		233		233		26		26	
DIV. I NON-CONF.				6- 6		161		2- 0		277		315		230		230		30		30	
TOTALS		RPI 1-25		RPI 26-50		W-L RECORDS		RPI 51-100		RPI 101-150		RPI 150+									
11- 11		0- 0		0- 0		OVERALL		0- 2		0- 5		11- 4									
6- 5		0- 0		0- 0		HOME		0- 1		0- 3		6- 1									
5- 6		0- 0		0- 0		AWAY		0- 1		0- 2		5- 3									
0- 0		0- 0		0- 0		NEUTRAL		0- 0		0- 0		0- 0									
6- 6		0- 0		0- 0		NON-CONFERENCE		0- 2		0- 3		6- 1									
3- 3		0- 0		0- 0		HOME		0- 1		0- 2		3- 0									
3- 3		0- 0		0- 0		AWAY		0- 1		0- 1		3- 1									
0- 0		0- 0		0- 0		NEUTRAL		0- 0		0- 0		0- 0									
5- 5		0- 0		0- 0		CONFERENCE		0- 0		0- 2		5- 3									
3- 2		0- 0		0- 0		HOME		0- 0		0- 1		3- 1									
2- 3		0- 0		0- 0		AWAY		0- 0		0- 1		2- 2									
0- 0		0- 0		0- 0		NEUTRAL		0- 0		0- 0		0- 0									

RPI 1-25				RPI 26-50				RPI 51-100				RPI 101+				Team's RPI: 233	
RPI	S	Opponent	Score	RPI	S	Opponent	Score	RPI	S	Opponent	Score	RPI	S	Opponent	Score		
								81	H	VCU	52 69	109	A	Davidson	65 80		
								91	A	Wichita St.	69 71	131	A	Liberty	49 74		
												136	H	Stetson	72 74		
												138	H	High Point	53 58		
												148	H	Bradley	61 71		
												168	A	Monmouth	88 54		
												203	A	Fordham	53 76		
												211	A	Charleston So.	78 83		
												215	H	Campbell	83 73		
												223	A	Radford	66 64		
												243	H	South Carolina St.	67 59		
												265	A	Presbyterian	70 62		
												265	H	Presbyterian	60 63		
												267	H	Niagara	82 47		
												290	A	Coastal Caro.	54 58		
												319	A	Mercer	88 74		
												322	H	Gardner-Webb	86 48		
												329	H	UNC Asheville	84 68		
												334	A	Troy	80 66		
												342	H	N.C. Central	79 40		
LAST 12 Division I GAMES:																	
				265	H	Presbyterian	60 63	329	H	UNC Asheville	84 68						
				215	H	Campbell	83 73	265	A	Presbyterian	70 62						
				138	H	High Point	53 58	211	A	Charleston So.	78 83						
				131	A	Liberty	49 74	290	A	Coastal Caro.	54 58						
				223	A	Radford	66 64	319	A	Mercer	88 74						
				322	H	Gardner-Webb	86 48	342	H	N.C. Central	79 40						

Non-Div I Games:

Winthrop

Loss, Non-Conf, S Site, H Home A Away N Neutral

Average RPI Win: 145		WON-LOST	WINNING	LAST 12	STRENGTH OF		OPP. STRENGTH	TEAM	ADJ.	CONF.	ADJ CONF.
Average RPI Loss: 59		RECORD	PCT. RANK	GAMES	SCHEDULE		OF SCHEDULE	RPI	RPI	RPI	RPI
DIV. I ONLY		8- 14	243	4- 8	22		34	133	133	4	4
DIV. I NON-CONF.		4- 8	240	0- 2	64		34	164	164	3	3
TOTALS		RPI 1-25	RPI 26-50		W-L RECORDS		RPI 51-100	RPI 101-150		RPI 150+	
8- 14	0- 4	1- 5		OVERALL		2- 1	2- 4		3- 0		
4- 8	0- 3	1- 2		HOME		1- 1	0- 2		2- 0		
3- 6	0- 1	0- 3		AWAY		1- 0	1- 2		1- 0		
1- 0	0- 0	0- 0		NEUTRAL		0- 0	1- 0		0- 0		
4- 8	0- 1	0- 2		NON-CONFERENCE		0- 1	1- 4		3- 0		
2- 4	0- 1	0- 0		HOME		0- 1	0- 2		2- 0		
1- 4	0- 0	0- 2		AWAY		0- 0	0- 2		1- 0		
1- 0	0- 0	0- 0		NEUTRAL		0- 0	1- 0		0- 0		
4- 6	0- 3	1- 3		CONFERENCE		2- 0	1- 0		0- 0		
2- 4	0- 2	1- 2		HOME		1- 0	0- 0		0- 0		
2- 2	0- 1	0- 1		AWAY		1- 0	1- 0		0- 0		
0- 0	0- 0	0- 0		NEUTRAL		0- 0	0- 0		0- 0		

RPI 1-25				RPI 26-50				RPI 51-100				RPI 101+ Team's RPI: 133			
RPI	S	Opponent	Score	RPI	S	Opponent	Score	RPI	S	Opponent	Score	RPI	S	Opponent	Score
13	H	Ohio St.	61 77	28	H	Penn St.	49 82	73	H	Washington St.	51 69	103	A	Marquette	52 54
18	H	Green Bay	49 65	33	A	Kansas	44 73	92	A	Illinois	70 67	104	A	Colorado	48 58
22	H	Nebraska	69 75	38	H	Michigan	66 60	99	H	Northwestern	75 55	124	H	Oral Roberts	63 80
23	A	Purdue	52 63	43	A	BYU	59 77					127	N	Montana St.	71 61
				48	A	Iowa	57 69					132	A	Minnesota	78 72
				48	H	Iowa	79 85					146	H	Drake	54 65
												199	H	Boston College	58 50
												214	A	Milwaukee	68 51
												257	H	Saint Louis	48 46
LAST 12 Division I GAMES:															
48	H	Iowa	79 85	92	A	Illinois	70 67								
38	H	Michigan	66 60	23	A	Purdue	52 63								
132	A	Minnesota	78 72	28	H	Penn St.	49 82								
99	H	Northwestern	75 55	13	H	Ohio St.	61 77								
48	A	Iowa	57 69	18	H	Green Bay	49 65								
22	H	Nebraska	69 75	146	H	Drake	54 65								

Non-Div I Games:

Wisconsin

■ Loss,
■ Non-Conf,
■ S Site,
■ H Home
■ A Away
N Neutral

Average RPI Win:	267	WON-LOST	WINNING	LAST 12	STRENGTH OF	OPP. STRENGTH	TEAM	ADJ.	CONF.	ADJ CONF.
Average RPI Loss:	181	RECORD	PCT. RANK	GAMES	SCHEDULE	OF SCHEDULE	RPI	RPI	RPI	RPI
DIV. I ONLY	8- 12	227	3- 9	326	276	297	297	17	17	
DIV. I NON-CONF.	5- 2	81	1- 0	340	335	335	335	22	22	
TOTALS	RPI 1-25	RPI 26-50	W-L RECORDS	RPI 51-100	RPI 101-150	RPI 150+				
8- 12	0- 0	0- 0	OVERALL	0- 3	1- 1	7- 8				
6- 4	0- 0	0- 0	HOME	0- 2	1- 0	5- 2				
2- 7	0- 0	0- 0	AWAY	0- 1	0- 1	2- 5				
0- 1	0- 0	0- 0	NEUTRAL	0- 0	0- 0	0- 1				
5- 2	0- 0	0- 0	NON-CONFERENCE	0- 0	0- 0	5- 2				
3- 0	0- 0	0- 0	HOME	0- 0	0- 0	3- 0				
2- 1	0- 0	0- 0	AWAY	0- 0	0- 0	2- 1				
0- 1	0- 0	0- 0	NEUTRAL	0- 0	0- 0	0- 1				
3- 10	0- 0	0- 0	CONFERENCE	0- 3	1- 1	2- 6				
3- 4	0- 0	0- 0	HOME	0- 2	1- 0	2- 2				
0- 6	0- 0	0- 0	AWAY	0- 1	0- 1	0- 4				
0- 0	0- 0	0- 0	NEUTRAL	0- 0	0- 0	0- 0				

RPI 1-25				RPI 26-50				RPI 51-100				RPI 101+				Team's RPI: 297	
RPI	S	Opponent	Score	RPI	S	Opponent	Score	RPI	S	Opponent	Score	RPI	S	Opponent	Score		
								63	A	Chattanooga	67	74	109	H	Davidson	63	59
								63	H	Chattanooga	39	51	137	A	Samford	59	82
								87	H	Appalachian St.	58	59	178	A	Furman	66	76
													197	A	Old Dominion	58	70
													200	H	Elon	68	74
													223	N	Radford	46	63
													240	A	Col. of Charleston	44	49
													240	H	Col. of Charleston	55	56
													245	A	Kennesaw St.	66	62
													261	H	N.C. A&T	68	61
													263	A	Western Caro.	60	69
													274	H	Norfolk St.	50	45
													280	A	Ga. Southern	48	56
													280	H	Ga. Southern	70	55
													302	H	UNC Greensboro	62	47
													322	A	Gardner-Webb	58	50
													342	H	N.C. Central	73	58
LAST 12 Division I GAMES:																	
				63	H	Chattanooga	39	51	137	A	Samford	59	82				
				280	H	Ga. Southern	70	55	63	A	Chattanooga	67	74				
				263	A	Western Caro.	60	69	109	H	Davidson	63	59				
				178	A	Furman	66	76	280	A	Ga. Southern	48	56				
				240	H	Col. of Charleston	55	56	261	H	N.C. A&T	68	61				
				87	H	Appalachian St.	58	59	200	H	Elon	68	74				

Non-Div I Games: Southern Va. 87 51 Bluefield Col. 60 40

Wofford

Loss, Non-Conf, S Site, H Home A Away N Neutral

Average RPI Win:	238	WON-LOST	WINNING	LAST 12	STRENGTH OF	OPP. STRENGTH	TEAM	ADJ.	CONF.	ADJ CONF.
Average RPI Loss:	133	RECORD	PCT. RANK	GAMES	SCHEDULE	OF SCHEDULE	RPI	RPI	RPI	RPI
DIV. I ONLY	15- 8	86	8- 4	303	153	160	160	13	13	
DIV. I NON-CONF.	7- 5	123	0- 1	332	155	201	201	17	17	
TOTALS	RPI 1-25	RPI 26-50	W-L RECORDS	RPI 51-100	RPI 101-150	RPI 150+				
15- 8	0- 1	0- 1	OVERALL	0- 2	2- 0	13- 4				
9- 3	0- 1	0- 0	HOME	0- 0	1- 0	8- 2				
6- 5	0- 0	0- 1	AWAY	0- 2	1- 0	5- 2				
0- 0	0- 0	0- 0	NEUTRAL	0- 0	0- 0	0- 0				
7- 5	0- 0	0- 1	NON-CONFERENCE	0- 2	0- 0	7- 2				
5- 1	0- 0	0- 0	HOME	0- 0	0- 0	5- 1				
2- 4	0- 0	0- 1	AWAY	0- 2	0- 0	2- 1				
0- 0	0- 0	0- 0	NEUTRAL	0- 0	0- 0	0- 0				
8- 3	0- 1	0- 0	CONFERENCE	0- 0	2- 0	6- 2				
4- 2	0- 1	0- 0	HOME	0- 0	1- 0	3- 1				
4- 1	0- 0	0- 0	AWAY	0- 0	1- 0	3- 1				
0- 0	0- 0	0- 0	NEUTRAL	0- 0	0- 0	0- 0				

RPI 1-25	RPI 26-50	RPI 51-100	RPI 101+ Team's RPI: 160
RPI S Opponent Score	RPI S Opponent Score	RPI S Opponent Score	RPI S Opponent Score
18 Green Bay 50 68	46 Dayton 69 77	84 Miami (OH) 63 70	141 Ill.-Chicago 62 60
		94 Missouri 62 92	141 Ill.-Chicago 80 70
			154 Central Mich. 60 65
			155 Detroit 64 75
			193 Butler 48 47
			204 Loyola Chicago 64 62
			204 Loyola Chicago 66 74
			208 Buffalo 81 54
			214 Milwaukee 75 72
			219 Youngstown St. 71 66
			241 Western Ky. 86 66
			254 Ball St. 74 55
			259 Southern Ill. 61 59
			275 Longwood 77 44
			284 Valparaiso 58 42
			287 Cleveland St. 64 54
			312 Morehead St. 63 78
			318 Southeast Mo. St. 74 53
			337 Delaware St. 57 53
LAST 12 Division I GAMES:			
204 Loyola Chicago 66 74	18 Green Bay 50 68		
141 Ill.-Chicago 80 70	141 Ill.-Chicago 62 60		
219 Youngstown St. 71 66	204 Loyola Chicago 64 62		
287 Cleveland St. 64 54	193 Butler 48 47		
155 Detroit 64 75	284 Valparaiso 58 42		
214 Milwaukee 75 72	154 Central Mich. 60 65		

Non-Div I Games:

Wright St.

Wyoming

Through Games Of Sunday, February 5, 2012

Average RPI Win: 247	WON-LOST	WINNING	LAST 12	STRENGTH OF	OPP. STRENGTH	TEAM	ADJ.	CONF.	ADJ CONF.
Average RPI Loss: 140	RECORD	PCT. RANK	GAMES	SCHEDULE	OF SCHEDULE	RPI	RPI	RPI	RPI
DIV. I ONLY	7- 12	241	6- 6	133	240	213	213	22	22
DIV. I NON-CONF.	2- 9	298	1- 3	147	212	214	214	23	23
TOTALS	RPI 1-25	RPI 26-50	W-L RECORDS	RPI 51-100	RPI 101-150	RPI 150+			
7- 12	0- 0	0- 0	OVERALL	0- 3	1- 5	6- 4			
4- 5	0- 0	0- 0	HOME	0- 2	0- 2	4- 1			
3- 6	0- 0	0- 0	AWAY	0- 1	1- 2	2- 3			
0- 1	0- 0	0- 0	NEUTRAL	0- 0	0- 1	0- 0			
2- 9	0- 0	0- 0	NON-CONFERENCE	0- 3	0- 3	2- 3			
1- 4	0- 0	0- 0	HOME	0- 2	0- 1	1- 1			
1- 4	0- 0	0- 0	AWAY	0- 1	0- 1	1- 2			
0- 1	0- 0	0- 0	NEUTRAL	0- 0	0- 1	0- 0			
5- 3	0- 0	0- 0	CONFERENCE	0- 0	1- 2	4- 1			
3- 1	0- 0	0- 0	HOME	0- 0	0- 1	3- 0			
2- 2	0- 0	0- 0	AWAY	0- 0	1- 1	1- 1			
0- 0	0- 0	0- 0	NEUTRAL	0- 0	0- 0	0- 0			

RPI S	Opponent	Score	RPI S	Opponent	Score	RPI S	Opponent	Score	RPI S	Opponent	Score	Team's RPI: 213
						67	A Eastern Mich.	43 65	116	A Denver	49 74	
						68	H Bowling Green	53 60	119	A San Diego St.	45 56	
						78	H Creighton	50 66	123	N UNI	46 60	
									125	H Utah St.	56 62	
									129	A UNLV	51 47	
									129	H UNLV	51 54	
									161	H Montana	59 69	
									175	H TCU	64 54	
									185	A Colorado St.	58 62	
									224	A Loyola Marymount	54 57	
									228	H Boise St.	84 64	
									244	H UC Irvine	51 42	
									288	A Idaho	59 65	
									307	A New Mexico	52 50	
									311	H Air Force	98 36	
									332	A Weber St.	76 68	
LAST 12 Division I GAMES:												
129	A UNLV	51 47	307	A New Mexico	52 50	129	H UNLV	51 54				
175	H TCU	64 54	67	A Eastern Mich.	43 65	68	H Bowling Green	53 60				
228	H Boise St.	84 64	244	H UC Irvine	51 42	288	A Idaho	59 65				
119	A San Diego St.	45 56										
185	A Colorado St.	58 62										
311	H Air Force	98 36										

Non-Div I Games: Maryville (MO) 68 60 Chadron St. 69 61

Wyoming

■ Loss,
 ■ Non-Conf, S Site,
 ■ Home
 ■ Away
 N Neutral

Average RPI Win:	249	WON-LOST	WINNING	LAST 12	STRENGTH OF	OPP. STRENGTH	TEAM	ADJ.	CONF.	ADJ CONF.
Average RPI Loss:	78	RECORD	PCT. RANK	GAMES	SCHEDULE	OF SCHEDULE	RPI	RPI	RPI	RPI
DIV. I ONLY	5- 16	296	2- 10	39	90	210	210	9	9	
DIV. I NON-CONF.	3- 10	282	0- 4	15	88	175	175	8	8	
TOTALS	RPI 1-25	RPI 26-50	W-L RECORDS	RPI 51-100	RPI 101-150	RPI 150+				
5- 16	0- 3	0- 4	OVERALL	1- 3	0- 5	4- 1				
4- 8	0- 1	0- 4	HOME	1- 1	0- 2	3- 0				
1- 5	0- 1	0- 0	AWAY	0- 2	0- 2	1- 0				
0- 3	0- 1	0- 0	NEUTRAL	0- 0	0- 1	0- 1				
3- 10	0- 3	0- 2	NON-CONFERENCE	1- 1	0- 3	2- 1				
3- 4	0- 1	0- 2	HOME	1- 0	0- 1	2- 0				
0- 3	0- 1	0- 0	AWAY	0- 1	0- 1	0- 0				
0- 3	0- 1	0- 0	NEUTRAL	0- 0	0- 1	0- 1				
2- 6	0- 0	0- 2	CONFERENCE	0- 2	0- 2	2- 0				
1- 4	0- 0	0- 2	HOME	0- 1	0- 1	1- 0				
1- 2	0- 0	0- 0	AWAY	0- 1	0- 1	1- 0				
0- 0	0- 0	0- 0	NEUTRAL	0- 0	0- 0	0- 0				

RPI 1-25				RPI 26-50				RPI 51-100				RPI 101+ Team's RPI: 210			
RPI	S	Opponent	Score	RPI	S	Opponent	Score	RPI	S	Opponent	Score	RPI	S	Opponent	Score
4	H	Stanford	64 80	31	H	South Carolina	56 67	58	H	Saint Joseph's	67 70	107	H	Charlotte	54 58
17	N	Oklahoma	51 73	42	H	Middle Tenn.	49 65	72	A	UNC Wilmington	52 59	112	N	Syracuse	67 70
19	A	Louisville	44 62	43	H	Temple	38 64	78	A	Duquesne	49 68	118	H	Eastern Ill.	54 60
				46	H	Dayton	65 74	89	H	Cincinnati	69 60	120	A	Mississippi St.	65 71
												134	A	La Salle	51 63
												253	N	Ohio	75 80
												257	H	Saint Louis	67 57
												271	H	Eastern Ky.	66 61
												312	H	Morehead St.	71 66
												314	A	Rhode Island	67 57
LAST 12 Division I GAMES:															
				46	H	Dayton	65 74	78	A	Duquesne	49 68				
				257	H	Saint Louis	67 57	107	H	Charlotte	54 58				
				314	A	Rhode Island	67 57	118	H	Eastern Ill.	54 60				
				43	H	Temple	38 64	72	A	UNC Wilmington	52 59				
				58	H	Saint Joseph's	67 70	17	N	Oklahoma	51 73				
				134	A	La Salle	51 63	253	N	Ohio	75 80				

Non-Div I Games:

Xavier

Average RPI Win:	250	WON-LOST	WINNING	LAST 12	STRENGTH OF	OPP. STRENGTH	TEAM	ADJ.	CONF.	ADJ CONF.
Average RPI Loss:	56	RECORD	PCT. RANK	GAMES	SCHEDULE	OF SCHEDULE	RPI	RPI	RPI	RPI
DIV. I ONLY	11- 8	123	7- 4	108	136	82	82	18	18	
DIV. I NON-CONF.	7- 6	154	3- 2	113	125	84	84	19	19	
TOTALS	RPI 1-25	RPI 26-50	W-L RECORDS	RPI 51-100	RPI 101-150	RPI 150+				
11- 8	0- 3	0- 1	OVERALL	0- 3	2- 0	9- 1				
3- 2	0- 0	0- 0	HOME	0- 1	1- 0	2- 1				
7- 6	0- 3	0- 1	AWAY	0- 2	1- 0	6- 0				
1- 0	0- 0	0- 0	NEUTRAL	0- 0	0- 0	1- 0				
7- 6	0- 2	0- 1	NON-CONFERENCE	0- 3	1- 0	6- 0				
3- 1	0- 0	0- 0	HOME	0- 1	1- 0	2- 0				
3- 5	0- 2	0- 1	AWAY	0- 2	0- 0	3- 0				
1- 0	0- 0	0- 0	NEUTRAL	0- 0	0- 0	1- 0				
4- 2	0- 1	0- 0	CONFERENCE	0- 0	1- 0	3- 1				
0- 1	0- 0	0- 0	HOME	0- 0	0- 0	0- 1				
4- 1	0- 1	0- 0	AWAY	0- 0	1- 0	3- 0				
0- 0	0- 0	0- 0	NEUTRAL	0- 0	0- 0	0- 0				

RPI 1-25				RPI 26-50				RPI 51-100				Team's RPI: 82	RPI 101+			
RPI	S	Opponent	Score	RPI	S	Opponent	Score	RPI	S	Opponent	Score		RPI	S	Opponent	Score
1	A	Baylor	59 109	49	A	Marist	64 78	57	A	Quinnipiac	63 68		147	H	Holy Cross	76 71
6	A	Delaware	45 77					61	A	Florida St.	58 92		149	A	Harvard	68 63
25	A	Princeton	47 72					70	H	Boston U.	54 59		177	A	Brown	75 65
													177	H	Brown	55 60
													230	A	Penn	72 60
													242	N	Tex.-Pan American	59 57
													247	A	Fairleigh Dickinson	80 51
													269	H	Army	63 62
													289	A	Dartmouth	89 65
													321	A	Houston	80 62
													336	H	St. Francis (NY)	72 41
													340	A	Bucknell	69 48
LAST 12 Division I GAMES:																
25	A	Princeton	47 72	340	A	Bucknell	69 48	269	H	Army	63 62		61	A	Florida St.	58 92
230	A	Penn	72 60					57	A	Quinnipiac	63 68		336	H	St. Francis (NY)	72 41
289	A	Dartmouth	89 65					70	H	Boston U.	54 59					
149	A	Harvard	68 63													
177	H	Brown	55 60													
177	A	Brown	75 65													

Non-Div I Games: Baruch 80 47

Yale

Average RPI Win:	263	WON-LOST	WINNING	LAST 12	STRENGTH OF	OPP. STRENGTH	TEAM	ADJ.	CONF.	ADJ CONF.
Average RPI Loss:	153	RECORD	PCT. RANK	GAMES	SCHEDULE	OF SCHEDULE	RPI	RPI	RPI	RPI
DIV. I ONLY	10- 12	194	4- 8	258	229	219	219	13	13	
DIV. I NON-CONF.	6- 5	141	0- 1	255	271	227	227	17	17	
TOTALS	RPI 1-25	RPI 26-50	W-L RECORDS	RPI 51-100	RPI 101-150	RPI 150+				
10- 12	0- 1	0- 0	OVERALL	0- 2	0- 2	10- 7				
4- 6	0- 0	0- 0	HOME	0- 1	0- 1	4- 4				
6- 5	0- 1	0- 0	AWAY	0- 1	0- 0	6- 3				
0- 1	0- 0	0- 0	NEUTRAL	0- 0	0- 1	0- 0				
6- 5	0- 0	0- 0	NON-CONFERENCE	0- 2	0- 1	6- 2				
1- 2	0- 0	0- 0	HOME	0- 1	0- 0	1- 1				
5- 2	0- 0	0- 0	AWAY	0- 1	0- 0	5- 1				
0- 1	0- 0	0- 0	NEUTRAL	0- 0	0- 1	0- 0				
4- 7	0- 1	0- 0	CONFERENCE	0- 0	0- 1	4- 5				
3- 4	0- 0	0- 0	HOME	0- 0	0- 1	3- 3				
1- 3	0- 1	0- 0	AWAY	0- 0	0- 0	1- 2				
0- 0	0- 0	0- 0	NEUTRAL	0- 0	0- 0	0- 0				

RPI	S	Opponent	Score	RPI	S	Opponent	Score	RPI	S	Opponent	Score	RPI	S	Opponent	Score	Team's RPI: 219
18	A	Green Bay	50 75					52	A	West Virginia	37 69	123	N	UNI	73 90	
								68	H	Bowling Green	61 73	141	H	Ill.-Chicago	68 77	
												155	H	Detroit	80 67	
												159	H	American	41 48	
												160	H	Wright St.	66 71	
												193	A	Butler	64 73	
												193	H	Butler	63 65	
												194	A	Akron	78 72	
												204	H	Loyola Chicago	77 82	
												214	A	Milwaukee	68 76	
												224	A	Loyola Marymount	64 50	
												253	A	Ohio	55 47	
												284	A	Valparaiso	55 48	
												284	H	Valparaiso	64 58	
												287	H	Cleveland St.	70 48	
												301	A	IPFW	91 81	
												305	A	Stony Brook	47 54	
												310	H	Western Mich.	80 55	
												340	A	Bucknell	57 56	
LAST 12 Division I GAMES:																
193	H	Butler	63 65	141	H	Ill.-Chicago	68 77									
284	H	Valparaiso	64 58	204	H	Loyola Chicago	77 82									
160	H	Wright St.	66 71	284	A	Valparaiso	55 48									
155	H	Detroit	80 67	193	A	Butler	64 73									
214	A	Milwaukee	68 76	287	H	Cleveland St.	70 48									
18	A	Green Bay	50 75	305	A	Stony Brook	47 54									

Non-Div I Games:

Youngstown St.

■ Loss,
 ■ Non-Conf,
 S Site,
 ■ Home
 ■ Away
 N Neutral