

Average RPI Win:	278	WON-LOST	WINNING	LAST 12	STRENGTH OF	OPP. STRENGTH	TEAM	ADJ.	CONF.	ADJ CONF.
Average RPI Loss:	200	RECORD	PCT. RANK	GAMES	SCHEDULE	OF SCHEDULE	RPI	RPI	RPI	RPI
DIV. I ONLY	8- 19	273	4- 8	336	299	326	326	24	24	
DIV. I NON-CONF.	4- 9	256	0- 0	337	280	324	324	27	27	
TOTALS	RPI 1-25	RPI 26-50	W-L RECORDS	RPI 51-100	RPI 101-150	RPI 150+				
8- 19	0- 0	0- 0	OVERALL	0- 1	0- 4	8- 14				
5- 7	0- 0	0- 0	HOME	0- 0	0- 3	5- 4				
3- 10	0- 0	0- 0	AWAY	0- 1	0- 1	3- 8				
0- 2	0- 0	0- 0	NEUTRAL	0- 0	0- 0	0- 2				
4- 9	0- 0	0- 0	NON-CONFERENCE	0- 0	0- 2	4- 7				
2- 3	0- 0	0- 0	HOME	0- 0	0- 2	2- 1				
2- 4	0- 0	0- 0	AWAY	0- 0	0- 0	2- 4				
0- 2	0- 0	0- 0	NEUTRAL	0- 0	0- 0	0- 2				
4- 10	0- 0	0- 0	CONFERENCE	0- 1	0- 2	4- 7				
3- 4	0- 0	0- 0	HOME	0- 0	0- 1	3- 3				
1- 6	0- 0	0- 0	AWAY	0- 1	0- 1	1- 4				
0- 0	0- 0	0- 0	NEUTRAL	0- 0	0- 0	0- 0				

RPI 1-25				RPI 26-50				RPI 51-100				RPI 101+				Team's RPI: 326	
RPI	S	Opponent	Score	RPI	S	Opponent	Score	RPI	S	Opponent	Score	RPI	S	Opponent	Score		
								99	A	McNeese St.	51	66	102	H	Missouri	58	75
													116	H	Colorado	58	71
													141	A	Stephen F. Austin	57	69
													141	H	Stephen F. Austin	60	72
													160	A	Sam Houston St.	54	75
													160	H	Sam Houston St.	56	65
													171	A	Lamar	49	63
													172	A	Rice	64	61
													188	A	SMU	64	73
													195	N	North Texas	58	72
													206	A	Indiana	58	80
													216	H	Nicholls St.	70	63
													218	A	Arkansas St.	71	84
													226	A	Texas St.	67	73
													226	H	Texas St.	61	74
													237	H	Iona	77	68
													264	A	Tex.-Pan American	52	69
													264	H	Tex.-Pan American	56	58
													291	A	UTSA	58	72
													291	H	UTSA	38	58
													296	H	Southeastern La.	78	73
													313	H	Jackson St.	64	61
													314	A	Texas-Arlington	61	51
													330	H	Northwestern St.	88	86
													339	N	Texas Southern	54	63
													342	A	Houston Baptist	65	45
LAST 12 Division I GAMES:																	
				141	H	Stephen F. Austin	60	72					216	H	Nicholls St.	70	63
				291	A	UTSA	58	72					141	A	Stephen F. Austin	57	69
				171	A	Lamar	49	63					226	A	Texas St.	67	73
				226	H	Texas St.	61	74					160	H	Sam Houston St.	56	65
				160	A	Sam Houston St.	54	75					314	A	Texas-Arlington	61	51
				330	H	Northwestern St.	88	86					296	H	Southeastern La.	78	73

Non-Div I Games:

A&amp;M-Corpus Christi

■ Loss, 
 ■ Non-Conf, S Site, 
 ■ Home 
 ■ Away 
 N Neutral

Average RPI Win:	287	WON-LOST	WINNING	LAST 12	STRENGTH OF	OPP. STRENGTH	TEAM	ADJ.	CONF.	ADJ CONF.
Average RPI Loss:	175	RECORD	PCT. RANK	GAMES	SCHEDULE	OF SCHEDULE	RPI	RPI	RPI	RPI
DIV. I ONLY	5- 23	316	0- 12	194	297	311	311	23	23	
DIV. I NON-CONF.	5- 10	239	0- 0	240	328	262	262	23	23	
TOTALS	RPI 1-25	RPI 26-50	W-L RECORDS	RPI 51-100	RPI 101-150	RPI 150+				
5- 23	0- 0	0- 0	OVERALL	0- 3	0- 7	5- 13				
2- 10	0- 0	0- 0	HOME	0- 2	0- 3	2- 5				
3- 13	0- 0	0- 0	AWAY	0- 1	0- 4	3- 8				
0- 0	0- 0	0- 0	NEUTRAL	0- 0	0- 0	0- 0				
5- 10	0- 0	0- 0	NON-CONFERENCE	0- 1	0- 5	5- 4				
2- 4	0- 0	0- 0	HOME	0- 1	0- 2	2- 1				
3- 6	0- 0	0- 0	AWAY	0- 0	0- 3	3- 3				
0- 0	0- 0	0- 0	NEUTRAL	0- 0	0- 0	0- 0				
0- 13	0- 0	0- 0	CONFERENCE	0- 2	0- 2	0- 9				
0- 6	0- 0	0- 0	HOME	0- 1	0- 1	0- 4				
0- 7	0- 0	0- 0	AWAY	0- 1	0- 1	0- 5				
0- 0	0- 0	0- 0	NEUTRAL	0- 0	0- 0	0- 0				

RPI S	Opponent	Score	RPI S	Opponent	Score	RPI S	Opponent	Score	RPI S	Opponent	Score	Team's RPI: 311
						87	H South Fla.	70 73	108	A UNLV	47 63	
						100	A San Diego St.	46 59	108	H UNLV	48 86	
						100	H San Diego St.	62 75	113	A UT Martin	60 84	
									124	H Denver	52 54	
									126	A Minnesota	46 81	
									130	A Pacific	59 95	
									139	H Northern Colo.	51 71	
									175	A Alabama	45 80	
									176	A TCU	31 61	
									176	H TCU	44 66	
									178	A Colorado St.	39 73	
									178	H Colorado St.	39 77	
									208	A Navy	59 71	
									225	H North Dakota	65 54	
									226	A Texas St.	77 69	
									232	A Wyoming	36 98	
									232	H Wyoming	58 71	
									250	A Boise St.	59 83	
									250	H Boise St.	75 81	
									271	A San Jose St.	53 68	
									278	H Longwood	48 59	
									294	A New Mexico	44 67	
									313	H Jackson St.	64 51	
									332	A Lipscomb	68 59	
									339	A Texas Southern	64 54	
LAST 12 Division I GAMES:												
108	H UNLV	48 86	294	A New Mexico	44 67							
176	A TCU	31 61	108	A UNLV	47 63							
100	A San Diego St.	46 59	176	H TCU	44 66							
232	H Wyoming	58 71	100	H San Diego St.	62 75							
250	A Boise St.	59 83	232	A Wyoming	36 98							
178	H Colorado St.	39 77	250	H Boise St.	75 81							

Non-Div I Games:

Air Force

■ Loss, 
 ■ Non-Conf, 
 ■ S Site, 
 ■ H Home 
 ■ A Away 
 N Neutral

Average RPI Win: 238		WON-LOST	WINNING	LAST 12	STRENGTH OF	OPP. STRENGTH	TEAM	ADJ.	CONF.	ADJ CONF.
Average RPI Loss: 123		RECORD	PCT. RANK	GAMES	SCHEDULE	OF SCHEDULE	RPI	RPI	RPI	RPI
DIV. I ONLY		12- 17	219	5- 7	146	137	204	204	12	12
DIV. I NON-CONF.		6- 8	207	0- 0	166	114	202	202	13	13
TOTALS	RPI 1-25	RPI 26-50		W-L RECORDS		RPI 51-100	RPI 101-150	RPI 150+		
12- 17	0- 1	0- 0		OVERALL		1- 9	1- 2	10- 5		
7- 8	0- 0	0- 0		HOME		1- 4	0- 1	6- 3		
4- 9	0- 1	0- 0		AWAY		0- 5	1- 1	3- 2		
1- 0	0- 0	0- 0		NEUTRAL		0- 0	0- 0	1- 0		
6- 8	0- 1	0- 0		NON-CONFERENCE		1- 3	1- 2	4- 2		
3- 5	0- 0	0- 0		HOME		1- 2	0- 1	2- 2		
2- 3	0- 1	0- 0		AWAY		0- 1	1- 1	1- 0		
1- 0	0- 0	0- 0		NEUTRAL		0- 0	0- 0	1- 0		
6- 9	0- 0	0- 0		CONFERENCE		0- 6	0- 0	6- 3		
4- 3	0- 0	0- 0		HOME		0- 2	0- 0	4- 1		
2- 6	0- 0	0- 0		AWAY		0- 4	0- 0	2- 2		
0- 0	0- 0	0- 0		NEUTRAL		0- 0	0- 0	0- 0		

RPI 1-25			
RPI	S	Opponent	Score
4	A	Notre Dame	61 81
RPI 26-50			
RPI	S	Opponent	Score
RPI 51-100			
RPI	S	Opponent	Score
58	A	Eastern Mich.	46 91
59	A	Bowling Green	58 62
59	H	Bowling Green	55 60
66	H	Howard	64 63
75	A	Duquesne	70 77
81	A	Toledo	60 71
84	H	Drexel	60 67
88	H	Florida St.	64 90
93	A	Miami (OH)	76 84
93	H	Miami (OH)	85 95
RPI 101+			
RPI	S	Opponent	Score
109	H	Providence	65 78
143	A	Seattle	85 74
150	A	Robert Morris	78 85
161	H	Saint Francis (PA)	79 80
167	H	Central Mich.	97 87
192	H	Northern Ill.	66 72
213	A	Buffalo	91 82
221	N	Loyola Chicago	97 86
240	H	Youngstown St.	72 78
251	A	Ohio	71 72
251	H	Ohio	71 65
269	A	Cleveland St.	84 74
270	A	Ball St.	78 70
298	A	Kent St.	76 77
298	H	Kent St.	68 62
299	H	Western Mich.	81 67
325	H	Saint Peter's	87 50
331	H	Chicago St.	82 48
Team's RPI: 204			
LAST 12 Division I GAMES:			
298	A	Kent St.	76 77
93	A	Miami (OH)	76 84
59	H	Bowling Green	55 60
251	H	Ohio	71 65
299	H	Western Mich.	81 67
167	H	Central Mich.	97 87
81	A	Toledo	60 71
58	A	Eastern Mich.	46 91
192	H	Northern Ill.	66 72
270	A	Ball St.	78 70
251	A	Ohio	71 72
298	H	Kent St.	68 62

Non-Div I Games:

Akron

Loss, Non-Conf, S Site, H Home A Away N Neutral

## Alabama

Through Games Of Sunday, February 26, 2012

Average RPI Win:	215	WON-LOST	WINNING	LAST 12	STRENGTH OF	OPP. STRENGTH	TEAM	ADJ.	CONF.	ADJ CONF.
Average RPI Loss:	76	RECORD	PCT. RANK	GAMES	SCHEDULE	OF SCHEDULE	RPI	RPI	RPI	RPI
DIV. I ONLY	12- 18	234	2- 10	95	69	175	175	3	3	
DIV. I NON-CONF.	10- 4	80	0- 0	295	234	138	138	3	3	
TOTALS	RPI 1-25	RPI 26-50	W-L RECORDS	RPI 51-100	RPI 101-150	RPI 150+				
12- 18	1- 4	1- 6	OVERALL	0- 2	0- 3	10- 3				
8- 7	1- 2	1- 2	HOME	0- 0	0- 2	6- 1				
2- 10	0- 2	0- 4	AWAY	0- 2	0- 1	2- 1				
2- 1	0- 0	0- 0	NEUTRAL	0- 0	0- 0	2- 1				
10- 4	0- 0	1- 0	NON-CONFERENCE	0- 2	0- 0	9- 2				
7- 0	0- 0	1- 0	HOME	0- 0	0- 0	6- 0				
1- 3	0- 0	0- 0	AWAY	0- 2	0- 0	1- 1				
2- 1	0- 0	0- 0	NEUTRAL	0- 0	0- 0	2- 1				
2- 14	1- 4	0- 6	CONFERENCE	0- 0	0- 3	1- 1				
1- 7	1- 2	0- 2	HOME	0- 0	0- 2	0- 1				
1- 7	0- 2	0- 4	AWAY	0- 0	0- 1	1- 0				
0- 0	0- 0	0- 0	NEUTRAL	0- 0	0- 0	0- 0				

RPI 1-25				RPI 26-50				RPI 51-100				RPI 101+ Team's RPI: 175			
RPI	S	Opponent	Score	RPI	S	Opponent	Score	RPI	S	Opponent	Score	RPI	S	Opponent	Score
5	H	Tennessee	56 86	28	A	Arkansas	52 70	78	A	Central Ark.	46 58	112	A	Auburn	40 81
10	A	Kentucky	68 82	29	A	LSU	40 84	98	A	North Carolina St.	57 79	112	H	Auburn	55 65
10	H	Kentucky	77 75	29	H	LSU	46 51					128	H	Mississippi St.	61 66
17	H	Georgia	66 81	32	A	South Carolina	42 68					170	N	Seton Hall	62 56
25	A	Vanderbilt	54 67	32	H	South Carolina	55 69					191	A	Ole Miss	52 47
				37	A	Florida	37 61					191	H	Ole Miss	55 69
				42	H	Kansas	80 76					194	N	Louisiana Tech	67 59
												195	A	North Texas	63 69
												203	N	Old Dominion	76 77
												216	H	Nicholls St.	72 51
												253	H	Presbyterian	65 47
												275	A	Alabama St.	64 54
												294	H	Ga. Southern	67 34
												296	H	Southeastern La.	69 56
												311	H	Air Force	80 45
												330	H	Northwestern St.	78 52
LAST 12 Division I GAMES:															
25	A	Vanderbilt	54 67	17	H	Georgia	66 81								
112	A	Auburn	40 81	28	A	Arkansas	52 70								
32	H	South Carolina	55 69	10	A	Kentucky	68 82								
10	H	Kentucky	77 75	5	H	Tennessee	56 86								
29	H	LSU	46 51	37	A	Florida	37 61								
191	A	Ole Miss	52 47	191	H	Ole Miss	55 69								

Non-Div I Games:

Alabama

■ Loss, 
 ■ Non-Conf, S Site, 
 ■ Home 
 ■ Away 
 N Neutral

## Alabama A&amp;M

Through Games Of Sunday, February 26, 2012

Average RPI Win:	284	WON-LOST	WINNING	LAST 12	STRENGTH OF	OPP. STRENGTH	TEAM	ADJ.	CONF.	ADJ CONF.
Average RPI Loss:	145	RECORD	PCT. RANK	GAMES	SCHEDULE	OF SCHEDULE	RPI	RPI	RPI	RPI
DIV. I ONLY	14- 10	122	8- 4	328	308	184	184	32	32	
DIV. I NON-CONF.	4- 5	201	0- 0	206	152	173	173	32	32	
TOTALS	RPI 1-25	RPI 26-50	W-L RECORDS	RPI 51-100	RPI 101-150	RPI 150+				
14- 10	0- 1	0- 1	OVERALL	0- 1	0- 4	14- 3				
9- 1	0- 0	0- 0	HOME	0- 0	0- 1	9- 0				
5- 9	0- 1	0- 1	AWAY	0- 1	0- 3	5- 3				
0- 0	0- 0	0- 0	NEUTRAL	0- 0	0- 0	0- 0				
4- 5	0- 1	0- 1	NON-CONFERENCE	0- 1	0- 2	4- 0				
3- 0	0- 0	0- 0	HOME	0- 0	0- 0	3- 0				
1- 5	0- 1	0- 1	AWAY	0- 1	0- 2	1- 0				
0- 0	0- 0	0- 0	NEUTRAL	0- 0	0- 0	0- 0				
10- 5	0- 0	0- 0	CONFERENCE	0- 0	0- 2	10- 3				
6- 1	0- 0	0- 0	HOME	0- 0	0- 1	6- 0				
4- 4	0- 0	0- 0	AWAY	0- 0	0- 1	4- 3				
0- 0	0- 0	0- 0	NEUTRAL	0- 0	0- 0	0- 0				

RPI 1-25				RPI 26-50				RPI 51-100				RPI 101+ Team's RPI: 184			
RPI	S	Opponent	Score	RPI	S	Opponent	Score	RPI	S	Opponent	Score	RPI	S	Opponent	Score
25	A	Vanderbilt	55 86	32	A	South Carolina	53 60	88	A	Florida St.	41 86	104	A	UAB	46 57
												111	A	Illinois	65 83
												148	A	Mississippi Val.	44 73
												148	H	Mississippi Val.	67 69
												210	A	Southern U.	32 51
												210	H	Southern U.	67 62
												219	A	Grambling	76 64
												230	H	Tennessee Tech	61 35
												268	A	Alcorn St.	45 49
												268	H	Alcorn St.	61 50
												275	A	Alabama St.	65 56
												275	H	Alabama St.	63 51
												282	A	Austin Peay	80 68
												283	A	Prairie View	61 49
												283	H	Prairie View	55 53
												301	H	Murray St.	76 71
												313	A	Jackson St.	66 72
												332	H	Lipscomb	72 54
												337	A	Ark.-Pine Bluff	61 55
												337	H	Ark.-Pine Bluff	64 44
												339	H	Texas Southern	56 36
LAST 12 Division I GAMES:															
283	A	Prairie View	61 49	283	H	Prairie View	55 53								
268	H	Alcorn St.	61 50	339	H	Texas Southern	56 36								
210	H	Southern U.	67 62	268	A	Alcorn St.	45 49								
275	H	Alabama St.	63 51	210	A	Southern U.	32 51								
148	A	Mississippi Val.	44 73	275	A	Alabama St.	65 56								
337	A	Ark.-Pine Bluff	61 55	148	H	Mississippi Val.	67 69								

Non-Div I Games: Stillman 62 40

Alabama A&amp;M

■ Loss, 
 ■ Non-Conf, S Site, 
 ■ Home 
 ■ Away 
 N Neutral

Average RPI Win:	282	WON-LOST	WINNING	LAST 12	STRENGTH OF	OPP. STRENGTH	TEAM	ADJ.	CONF.	ADJ CONF.
Average RPI Loss:	182	RECORD	PCT. RANK	GAMES	SCHEDULE	OF SCHEDULE	RPI	RPI	RPI	RPI
DIV. I ONLY	11- 12	183	7- 5	335	329	275	275	32	32	
DIV. I NON-CONF.	2- 6	275	0- 0	244	217	301	301	32	32	
TOTALS	RPI 1-25	RPI 26-50	W-L RECORDS	RPI 51-100	RPI 101-150	RPI 150+				
11- 12	0- 1	0- 1	OVERALL	0- 0	1- 2	10- 8				
7- 5	0- 0	0- 0	HOME	0- 0	1- 1	6- 4				
4- 7	0- 1	0- 1	AWAY	0- 0	0- 1	4- 4				
0- 0	0- 0	0- 0	NEUTRAL	0- 0	0- 0	0- 0				
2- 6	0- 1	0- 1	NON-CONFERENCE	0- 0	0- 1	2- 3				
1- 4	0- 0	0- 0	HOME	0- 0	0- 1	1- 3				
1- 2	0- 1	0- 1	AWAY	0- 0	0- 0	1- 0				
0- 0	0- 0	0- 0	NEUTRAL	0- 0	0- 0	0- 0				
9- 6	0- 0	0- 0	CONFERENCE	0- 0	1- 1	8- 5				
6- 1	0- 0	0- 0	HOME	0- 0	1- 0	5- 1				
3- 5	0- 0	0- 0	AWAY	0- 0	0- 1	3- 4				
0- 0	0- 0	0- 0	NEUTRAL	0- 0	0- 0	0- 0				

RPI 1-25				RPI 26-50				RPI 51-100				RPI 101+ Team's RPI: 275			
RPI	S	Opponent	Score	RPI	S	Opponent	Score	RPI	S	Opponent	Score	RPI	S	Opponent	Score
21	A	Georgia Tech	37 97	29	A	LSU	35 67					133	H	Samford	51 62
												148	A	Mississippi Val.	50 65
												148	H	Mississippi Val.	65 62
												175	H	Alabama	54 64
												184	A	Alabama A&M	51 63
												184	H	Alabama A&M	56 65
												210	A	Southern U.	51 71
												210	H	Southern U.	52 39
												216	A	Nicholls St.	61 57
												219	A	Grambling	48 62
												268	A	Alcorn St.	49 56
												268	H	Alcorn St.	62 57
												273	H	Kennesaw St.	51 61
												283	H	Prairie View	67 53
												313	A	Jackson St.	52 49
												315	H	Savannah St.	47 45
												336	H	Troy	53 60
												337	A	Ark.-Pine Bluff	68 57
												337	H	Ark.-Pine Bluff	66 58
												339	A	Texas Southern	52 51
												339	H	Texas Southern	68 47
LAST 12 Division I GAMES:															
339	A	Texas Southern	52 51	339	H	Texas Southern	68 47								
210	H	Southern U.	52 39	283	H	Prairie View	67 53								
268	H	Alcorn St.	62 57	210	A	Southern U.	51 71								
184	A	Alabama A&M	51 63	268	A	Alcorn St.	49 56								
337	A	Ark.-Pine Bluff	68 57	184	H	Alabama A&M	56 65								
148	A	Mississippi Val.	50 65	337	H	Ark.-Pine Bluff	66 58								

Non-Div I Games: Mobile 78 59

Alabama St.

■ Loss, 
 ■ Non-Conf, 
 ■ S Site, 
 ■ Home 
 ■ A Away 
 N Neutral

# Albany (NY)

Through Games Of Sunday, February 26, 2012

Average RPI Win:	217	WON-LOST	WINNING	LAST 12	STRENGTH OF	OPP. STRENGTH	TEAM	ADJ.	CONF.	ADJ CONF.
Average RPI Loss:	121	RECORD	PCT. RANK	GAMES	SCHEDULE	OF SCHEDULE	RPI	RPI	RPI	RPI
DIV. I ONLY	20- 9	70	10- 2	154	228	85	85	16	16	
DIV. I NON-CONF.	6- 7	181	0- 0	100	251	131	131	15	15	
TOTALS	RPI 1-25	RPI 26-50	W-L RECORDS	RPI 51-100	RPI 101-150	RPI 150+				
20- 9	0- 0	0- 1	OVERALL	3- 3	1- 3	16- 2				
10- 2	0- 0	0- 0	HOME	1- 2	1- 0	8- 0				
10- 6	0- 0	0- 1	AWAY	2- 1	0- 2	8- 2				
0- 1	0- 0	0- 0	NEUTRAL	0- 0	0- 1	0- 0				
6- 7	0- 0	0- 1	NON-CONFERENCE	1- 1	1- 3	4- 2				
4- 0	0- 0	0- 0	HOME	1- 0	1- 0	2- 0				
2- 6	0- 0	0- 1	AWAY	0- 1	0- 2	2- 2				
0- 1	0- 0	0- 0	NEUTRAL	0- 0	0- 1	0- 0				
14- 2	0- 0	0- 0	CONFERENCE	2- 2	0- 0	12- 0				
6- 2	0- 0	0- 0	HOME	0- 2	0- 0	6- 0				
8- 0	0- 0	0- 0	AWAY	2- 0	0- 0	6- 0				
0- 0	0- 0	0- 0	NEUTRAL	0- 0	0- 0	0- 0				

RPI S	Opponent	Score	RPI S	Opponent	Score	RPI S	Opponent	Score	RPI S	Opponent	Score
36	A Iowa	60 82	67	A Boston U.	48 41	115	N Charlotte	59 61			
			67	H Boston U.	54 58	119	A LIU Brooklyn	52 64			
			71	H Sacred Heart	64 54	145	H La Salle	81 76			
			81	A Toledo	39 53	146	A FIU	56 69			
			91	A Hartford	40 37	151	A UMBC	65 63			
			91	H Hartford	57 65	151	H UMBC	53 41			
						185	A New Hampshire	60 44			
						185	H New Hampshire	68 59			
						201	A Fordham	59 42			
						209	A Brown	53 65			
						223	H Niagara	55 42			
						224	A Canisius	60 64			
						231	A Binghamton	37 36			
						231	H Binghamton	69 37			
						263	A Siena	72 48			
						274	A Vermont	59 56			
						274	H Vermont	65 47			
						318	A Maine	60 48			
						318	H Maine	68 55			
						319	A Stony Brook	57 32			
						319	H Stony Brook	57 47			
						324	H St. Francis (NY)	50 34			
LAST 12 Division I GAMES:											
231	H Binghamton	69 37	151	A UMBC	65 63						
67	A Boston U.	48 41	91	H Hartford	57 65						
274	A Vermont	59 56	231	A Binghamton	37 36						
318	H Maine	68 55	274	H Vermont	65 47						
185	H New Hampshire	68 59	67	H Boston U.	54 58						
319	H Stony Brook	57 47	318	A Maine	60 48						

Non-Div I Games:

Albany (NY)

Loss, Non-Conf, S Site, H Home A Away N Neutral

Average RPI Win:	284	WON-LOST	WINNING	LAST 12	STRENGTH OF	OPP. STRENGTH	TEAM	ADJ.	CONF.	ADJ CONF.
Average RPI Loss:	168	RECORD	PCT. RANK	GAMES	SCHEDULE	OF SCHEDULE	RPI	RPI	RPI	RPI
DIV. I ONLY	10- 18	252	5- 7	305	285	268	268	32	32	
DIV. I NON-CONF.	2- 10	305	0- 0	200	66	269	269	32	32	
TOTALS	RPI 1-25	RPI 26-50	W-L RECORDS	RPI 51-100	RPI 101-150	RPI 150+				
10- 18	0- 0	0- 0	OVERALL	0- 4	1- 4	9- 10				
5- 2	0- 0	0- 0	HOME	0- 0	1- 0	4- 2				
4- 13	0- 0	0- 0	AWAY	0- 2	0- 3	4- 8				
1- 3	0- 0	0- 0	NEUTRAL	0- 2	0- 1	1- 0				
2- 10	0- 0	0- 0	NON-CONFERENCE	0- 4	0- 3	2- 3				
0- 0	0- 0	0- 0	HOME	0- 0	0- 0	0- 0				
1- 7	0- 0	0- 0	AWAY	0- 2	0- 2	1- 3				
1- 3	0- 0	0- 0	NEUTRAL	0- 2	0- 1	1- 0				
8- 8	0- 0	0- 0	CONFERENCE	0- 0	1- 1	7- 7				
5- 2	0- 0	0- 0	HOME	0- 0	1- 0	4- 2				
3- 6	0- 0	0- 0	AWAY	0- 0	0- 1	3- 5				
0- 0	0- 0	0- 0	NEUTRAL	0- 0	0- 0	0- 0				

RPI 1-25			RPI 26-50			RPI 51-100			RPI 101+ Team's RPI: 268		
RPI	S	Opponent	Score	RPI	S	Opponent	Score	RPI	S	Opponent	Score
								55	A	Texas	42 74
								57	A	Oklahoma St.	36 69
								65	N	Fla. Gulf Coast	38 85
								98	N	North Carolina St.	70 85
								120	N	Harvard	55 78
								126	A	Minnesota	46 75
								128	A	Mississippi St.	48 66
								148	A	Mississippi Val.	58 66
								148	H	Mississippi Val.	65 61
								172	A	Rice	57 74
								184	A	Alabama A&M	50 61
								184	H	Alabama A&M	49 45
								188	A	SMU	54 76
								210	A	Southern U.	62 67
								210	H	Southern U.	32 35
								219	A	Grambling	58 66
								219	H	Grambling	44 55
								245	A	Hawaii	63 66
								275	A	Alabama St.	57 62
								275	H	Alabama St.	56 49
								283	A	Prairie View	59 54
								296	A	Southeastern La.	62 54
								313	A	Jackson St.	55 76
								313	H	Jackson St.	53 51
								330	N	Northwestern St.	70 60
								337	A	Ark.-Pine Bluff	65 51
								337	H	Ark.-Pine Bluff	80 63
								339	A	Texas Southern	51 48
LAST 12 Division I GAMES:											
								210	H	Southern U.	32 35
								184	A	Alabama A&M	50 61
								275	A	Alabama St.	57 62
								337	H	Ark.-Pine Bluff	80 63
								148	H	Mississippi Val.	65 61
								219	A	Grambling	58 66
								313	A	Jackson St.	55 76
								210	A	Southern U.	62 67
								184	H	Alabama A&M	49 45
								275	H	Alabama St.	56 49
								337	A	Ark.-Pine Bluff	65 51
								148	A	Mississippi Val.	58 66

Non-Div I Games:

Alcorn St.

■ Loss, 
 ■ Non-Conf, 
 ■ S Site, 
 ■ Home 
 ■ A Away 
 N Neutral



Average RPI Win:	249	WON-LOST	WINNING	LAST 12	STRENGTH OF	OPP. STRENGTH	TEAM	ADJ.	CONF.	ADJ CONF.
Average RPI Loss:	132	RECORD	PCT. RANK	GAMES	SCHEDULE	OF SCHEDULE	RPI	RPI	RPI	RPI
DIV. I ONLY	22- 6	24	12- 0	281	277	122	122	28	28	
DIV. I NON-CONF.	8- 6	128	0- 0	250	209	194	194	29	29	
TOTALS	RPI 1-25	RPI 26-50	W-L RECORDS	RPI 51-100	RPI 101-150	RPI 150+				
22- 6	0- 1	0- 1	OVERALL	0- 1	0- 0	22- 3				
10- 5	0- 1	0- 1	HOME	0- 1	0- 0	10- 2				
10- 1	0- 0	0- 0	AWAY	0- 0	0- 0	10- 1				
2- 0	0- 0	0- 0	NEUTRAL	0- 0	0- 0	2- 0				
8- 6	0- 1	0- 1	NON-CONFERENCE	0- 1	0- 0	8- 3				
3- 5	0- 1	0- 1	HOME	0- 1	0- 0	3- 2				
3- 1	0- 0	0- 0	AWAY	0- 0	0- 0	3- 1				
2- 0	0- 0	0- 0	NEUTRAL	0- 0	0- 0	2- 0				
14- 0	0- 0	0- 0	CONFERENCE	0- 0	0- 0	14- 0				
7- 0	0- 0	0- 0	HOME	0- 0	0- 0	7- 0				
7- 0	0- 0	0- 0	AWAY	0- 0	0- 0	7- 0				
0- 0	0- 0	0- 0	NEUTRAL	0- 0	0- 0	0- 0				

RPI	S	Opponent	Score	RPI	S	Opponent	Score	RPI	S	Opponent	Score	RPI	S	Opponent	Score	Team's RPI: 122
8	H	Maryland	42 76	33	H	James Madison	64 68	68	H	Quinnipiac	59 72	168	A	George Mason	55 51	
												169	A	Holy Cross	61 58	
												169	H	Holy Cross	67 47	
												180	A	Lehigh	67 50	
												180	H	Lehigh	55 49	
												181	H	Loyola Maryland	63 48	
												193	H	Mt. St. Mary's	77 62	
												208	A	Navy	55 52	
												208	H	Navy	49 44	
												215	H	Md.-East. Shore	37 39	
												233	H	Oakland	62 68	
												235	A	George Washington	49 60	
												240	A	Youngstown St.	48 41	
												255	A	Army	40 39	
												255	H	Army	54 48	
												271	N	San Jose St.	49 46	
												282	N	Austin Peay	55 54	
												299	H	Western Mich.	77 52	
												307	A	Colgate	56 43	
												307	H	Colgate	70 47	
												308	A	Lafayette	58 54	
												308	H	Lafayette	80 54	
												328	A	Bucknell	62 59	
												328	H	Bucknell	71 45	
												336	A	Troy	55 45	
LAST 12 Division I GAMES:																
308	A	Lafayette	58 54	307	H	Colgate	70 47									
328	A	Bucknell	62 59	308	H	Lafayette	80 54									
255	H	Army	54 48	328	H	Bucknell	71 45									
208	A	Navy	55 52	255	A	Army	40 39									
169	H	Holy Cross	67 47	208	H	Navy	49 44									
180	A	Lehigh	67 50	169	A	Holy Cross	61 58									

Non-Div I Games:

American

■ Loss, 
 ■ Non-Conf, S Site, 
 ■ Home 
 ■ Away 
 N Neutral

Average RPI Win:	241	WON-LOST	WINNING	LAST 12	STRENGTH OF	OPP. STRENGTH	TEAM	ADJ.	CONF.	ADJ CONF.
Average RPI Loss:	60	RECORD	PCT. RANK	GAMES	SCHEDULE	OF SCHEDULE	RPI	RPI	RPI	RPI
DIV. I ONLY	23- 4	14	11- 1	309	194	77	77	14	14	
DIV. I NON-CONF.	6- 2	61	0- 0	331	154	122	122	20	20	
TOTALS	RPI 1-25	RPI 26-50	W-L RECORDS	RPI 51-100	RPI 101-150	RPI 150+				
23- 4	0- 1	0- 1	OVERALL	1- 2	2- 0	20- 0				
11- 1	0- 0	0- 0	HOME	1- 1	1- 0	9- 0				
11- 3	0- 1	0- 1	AWAY	0- 1	1- 0	10- 0				
1- 0	0- 0	0- 0	NEUTRAL	0- 0	0- 0	1- 0				
6- 2	0- 1	0- 1	NON-CONFERENCE	0- 0	0- 0	6- 0				
2- 0	0- 0	0- 0	HOME	0- 0	0- 0	2- 0				
3- 2	0- 1	0- 1	AWAY	0- 0	0- 0	3- 0				
1- 0	0- 0	0- 0	NEUTRAL	0- 0	0- 0	1- 0				
17- 2	0- 0	0- 0	CONFERENCE	1- 2	2- 0	14- 0				
9- 1	0- 0	0- 0	HOME	1- 1	1- 0	7- 0				
8- 1	0- 0	0- 0	AWAY	0- 1	1- 0	7- 0				
0- 0	0- 0	0- 0	NEUTRAL	0- 0	0- 0	0- 0				

RPI 1-25				RPI 26-50				RPI 51-100				RPI 101+			
RPI	S	Opponent	Score	RPI	S	Opponent	Score	RPI	S	Opponent	Score	RPI	S	Opponent	Score
17	A	Georgia	37 81	49	A	Virginia	48 80	69	H	Chattanooga	62 51	133	A	Samford	57 53
								86	A	Davidson	54 61	133	H	Samford	53 49
								86	H	Davidson	52 55	179	A	Elon	72 58
												179	H	Elon	84 68
												198	A	Furman	78 63
												198	H	Furman	85 70
												228	A	Western Caro.	82 46
												228	H	Western Caro.	58 39
												243	A	Georgia St.	82 58
												252	A	Col. of Charleston	50 41
												252	H	Col. of Charleston	71 52
												266	N	Eastern Ky.	64 62
												272	H	East Tenn. St.	89 65
												278	H	Longwood	64 54
												293	A	Wofford	59 58
												293	H	Wofford	75 46
												294	A	Ga. Southern	57 46
												294	H	Ga. Southern	64 45
												297	A	UNC Greensboro	81 66
												297	H	UNC Greensboro	79 60
												329	A	Gardner-Webb	69 41
												338	A	UNC Asheville	85 71
LAST 12 Division I GAMES:															
133	A	Samford	57 53	252	A	Col. of Charleston	50 41								
198	H	Furman	85 70	294	A	Ga. Southern	57 46								
86	A	Davidson	54 61	228	H	Western Caro.	58 39								
179	H	Elon	84 68	198	A	Furman	78 63								
297	H	UNC Greensboro	79 60	133	H	Samford	53 49								
293	H	Wofford	75 46	69	H	Chattanooga	62 51								

Non-Div I Games:

Appalachian St.

■ Loss, 
■ Non-Conf, S Site, 
■ Home 
■ Away 
N Neutral

Average RPI Win:	191	WON-LOST	WINNING	LAST 12	STRENGTH OF	OPP. STRENGTH	TEAM	ADJ.	CONF.	ADJ CONF.
Average RPI Loss:	78	RECORD	PCT. RANK	GAMES	SCHEDULE	OF SCHEDULE	RPI	RPI	RPI	RPI
DIV. I ONLY	13- 15	186	1- 11	130	64	157	157	4	4	
DIV. I NON-CONF.	10- 1	14	0- 0	270	264	77	77	5	5	
TOTALS	RPI 1-25	RPI 26-50	W-L RECORDS	RPI 51-100	RPI 101-150	RPI 150+				
13- 15	0- 1	1- 5	OVERALL	2- 3	3- 6	7- 0				
7- 6	0- 1	1- 2	HOME	0- 1	3- 2	3- 0				
5- 8	0- 0	0- 2	AWAY	1- 2	0- 4	4- 0				
1- 1	0- 0	0- 1	NEUTRAL	1- 0	0- 0	0- 0				
10- 1	0- 0	0- 1	NON-CONFERENCE	1- 0	2- 0	7- 0				
5- 0	0- 0	0- 0	HOME	0- 0	2- 0	3- 0				
4- 0	0- 0	0- 0	AWAY	0- 0	0- 0	4- 0				
1- 1	0- 0	0- 1	NEUTRAL	1- 0	0- 0	0- 0				
3- 14	0- 1	1- 4	CONFERENCE	1- 3	1- 6	0- 0				
2- 6	0- 1	1- 2	HOME	0- 1	1- 2	0- 0				
1- 8	0- 0	0- 2	AWAY	1- 2	0- 4	0- 0				
0- 0	0- 0	0- 0	NEUTRAL	0- 0	0- 0	0- 0				

RPI S	Opponent	Score	RPI S	Opponent	Score	RPI S	Opponent	Score	RPI S	Opponent	Score	Team's RPI: 157
2	H Stanford	51 91	26	H California	74 78	56	A Oregon St.	58 56	105	H Wichita St.	74 60	
			31	A Southern California	62 78	70	A Arizona St.	45 60	108	H UNLV	62 58	
			31	H Southern California	67 72	94	N Syracuse	80 74	114	A Utah	67 73	
			48	A UCLA	58 72	95	A Washington	48 77	114	H Utah	60 65	
			48	H UCLA	74 66	95	H Washington	59 68	116	A Colorado	59 69	
			50	N BYU	73 82				116	H Colorado	54 56	
									123	A Washington St.	68 78	
									123	H Washington St.	90 51	
									136	A Oregon	73 87	
									195	H North Texas	69 62	
									243	A Georgia St.	79 66	
									260	H Long Beach St.	66 42	
									294	A Ga. Southern	88 46	
									294	H New Mexico	59 50	
									327	A New Mexico St.	84 67	
									337	A Ark.-Pine Bluff	67 37	
LAST 12 Division I GAMES:												
48	A UCLA	58 72	2	H Stanford	51 91							
31	A Southern California	62 78	26	H California	74 78							
95	H Washington	59 68	123	A Washington St.	68 78							
123	H Washington St.	90 51	95	A Washington	48 77							
114	A Utah	67 73	116	H Colorado	54 56							
116	A Colorado	59 69	114	H Utah	60 65							

Non-Div I Games: BYU-Hawaii 78 61

Arizona

Loss, Non-Conf, S Site, H Home A Away N Neutral

Average RPI Win: 151		WON-LOST	WINNING	LAST 12	STRENGTH OF	OPP. STRENGTH	TEAM	ADJ.	CONF.	ADJ CONF.
Average RPI Loss: 39		RECORD	PCT. RANK	GAMES	SCHEDULE	OF SCHEDULE	RPI	RPI	RPI	RPI
DIV. I ONLY		18- 10	92	7- 5	68	26	70	70	4	4
DIV. I NON-CONF.		9- 2	37	0- 0	121	57	46	46	5	5
TOTALS	RPI 1-25	RPI 26-50		W-L RECORDS		RPI 51-100	RPI 101-150	RPI 150+		
18- 10	0- 3	0- 5		OVERALL		4- 1	8- 1	6- 0		
12- 4	0- 1	0- 3		HOME		3- 0	4- 0	5- 0		
5- 5	0- 1	0- 2		AWAY		1- 1	3- 1	1- 0		
1- 1	0- 1	0- 0		NEUTRAL		0- 0	1- 0	0- 0		
9- 2	0- 2	0- 0		NON-CONFERENCE		2- 0	2- 0	5- 0		
7- 0	0- 0	0- 0		HOME		2- 0	1- 0	4- 0		
1- 1	0- 1	0- 0		AWAY		0- 0	0- 0	1- 0		
1- 1	0- 1	0- 0		NEUTRAL		0- 0	1- 0	0- 0		
9- 8	0- 1	0- 5		CONFERENCE		2- 1	6- 1	1- 0		
5- 4	0- 1	0- 3		HOME		1- 0	3- 0	1- 0		
4- 4	0- 0	0- 2		AWAY		1- 1	3- 1	0- 0		
0- 0	0- 0	0- 0		NEUTRAL		0- 0	0- 0	0- 0		

RPI 1-25				RPI 26-50				RPI 51-100				Team's RPI: 70		RPI 101+			
RPI	S	Opponent	Score	RPI	S	Opponent	Score	RPI	S	Opponent	Score			RPI	S	Opponent	Score
2	H	Stanford	49 62	26	H	California	62 67	56	A	Oregon St.	51 56			111	N	Illinois	51 50
13	N	Rutgers	52 59	31	A	Southern California	53 59	64	H	UTEP	47 45			114	A	Utah	46 50
20	A	DePaul	55 73	31	H	Southern California	48 60	92	H	Illinois St.	77 54			114	H	Utah	59 51
				48	A	UCLA	38 53	95	A	Washington	57 53			116	A	Colorado	60 47
				48	H	UCLA	48 64	95	H	Washington	47 41			116	H	Colorado	64 43
														123	A	Washington St.	63 46
														123	H	Washington St.	47 42
														136	A	Oregon	53 49
														149	H	Eastern Wash.	74 43
														157	H	Arizona	60 45
														178	A	Colorado St.	56 52
														200	H	Boston College	79 54
														255	H	Army	83 46
														281	H	Cal St. Fullerton	63 49
														309	H	UC Riverside	66 46
LAST 12 Division I GAMES:																	
				31	A	Southern California	53 59	26	H	California	62 67						
				48	A	UCLA	38 53	2	H	Stanford	49 62						
				123	H	Washington St.	47 42	95	A	Washington	57 53						
				95	H	Washington	47 41	123	A	Washington St.	63 46						
				116	A	Colorado	60 47	114	H	Utah	59 51						
				114	A	Utah	46 50	116	H	Colorado	64 43						

Non-Div I Games:

Arizona St.

Loss, Non-Conf, S Site, H Home A Away N Neutral

Average RPI Win:	339	WON-LOST	WINNING	LAST 12	STRENGTH OF	OPP. STRENGTH	TEAM	ADJ.	CONF.	ADJ CONF.
Average RPI Loss:	181	RECORD	PCT. RANK	GAMES	SCHEDULE	OF SCHEDULE	RPI	RPI	RPI	RPI
DIV. I ONLY	1- 26	340	1- 11	181	303	337	337	32	32	
DIV. I NON-CONF.	0- 11	337	0- 0	14	25	245	245	32	32	
TOTALS	RPI 1-25	RPI 26-50	W-L RECORDS	RPI 51-100	RPI 101-150	RPI 150+				
1- 26	0- 1	0- 2	OVERALL	0- 5	0- 2	1- 16				
1- 8	0- 0	0- 0	HOME	0- 0	0- 0	1- 8				
0- 18	0- 1	0- 1	AWAY	0- 5	0- 2	0- 8				
0- 0	0- 0	0- 0	NEUTRAL	0- 0	0- 0	0- 0				
0- 11	0- 1	0- 2	NON-CONFERENCE	0- 5	0- 1	0- 2				
0- 1	0- 0	0- 0	HOME	0- 0	0- 0	0- 1				
0- 10	0- 1	0- 2	AWAY	0- 5	0- 1	0- 1				
0- 0	0- 0	0- 0	NEUTRAL	0- 0	0- 0	0- 0				
1- 15	0- 0	0- 0	CONFERENCE	0- 0	0- 1	1- 14				
1- 7	0- 0	0- 0	HOME	0- 0	0- 0	1- 7				
0- 8	0- 0	0- 0	AWAY	0- 0	0- 1	0- 7				
0- 0	0- 0	0- 0	NEUTRAL	0- 0	0- 0	0- 0				

RPI	S	Opponent	Score	RPI	S	Opponent	Score	RPI	S	Opponent	Score	RPI	S	Opponent	Score	Team's RPI: 337
10	A	Kentucky	43 101	29	A	LSU	28 80	55	A	Texas	40 79	135	A	Marquette	36 84	
				39	A	Nebraska	43 95	57	A	Oklahoma St.	35 98	148	A	Mississippi Val.	50 92	
								76	A	Memphis	60 89	157	H	Arizona	37 67	
								78	A	Central Ark.	38 61	184	A	Alabama A&M	44 64	
								100	A	San Diego St.	43 86	184	H	Alabama A&M	55 61	
												191	A	Ole Miss	52 83	
												210	A	Southern U.	48 62	
												210	H	Southern U.	62 81	
												219	H	Grambling	56 69	
												268	A	Alcorn St.	63 80	
												268	H	Alcorn St.	51 65	
												275	A	Alabama St.	58 66	
												275	H	Alabama St.	57 68	
												283	A	Prairie View	51 102	
												283	H	Prairie View	52 72	
												313	A	Jackson St.	45 62	
												313	H	Jackson St.	51 59	
												339	A	Texas Southern	36 57	
												339	H	Texas Southern	69 52	
LAST 12 Division I GAMES:																
313	A	Jackson St.	45 62	184	H	Alabama A&M	55 61									
283	H	Prairie View	52 72	313	H	Jackson St.	51 59									
339	H	Texas Southern	69 52	219	H	Grambling	56 69									
268	A	Alcorn St.	63 80	283	A	Prairie View	51 102									
210	A	Southern U.	48 62	339	A	Texas Southern	36 57									
275	H	Alabama St.	57 68	268	H	Alcorn St.	51 65									

Non-Div I Games:

Ark.-Pine Bluff

■ Loss, 
 ■ Non-Conf, 
 ■ S Site, 
 ■ H Home 
 ■ A Away 
 N Neutral

## Arkansas

Average RPI Win: 127

Average RPI Loss: 59

WON-LOST

WINNING

LAST 12

Through Games Of Sunday, February 26, 2012

STRENGTH OF

OPP. STRENGTH

TEAM

ADJ.

CONF.

ADJ CONF.

RECORD

PCT. RANK

GAMES

SCHEDULE

OF SCHEDULE

RPI

RPI

RPI

RPI

DIV. I ONLY

21- 7

40

10- 2

42

42

28

28

3

3

DIV. I NON-CONF.

11- 1

10

0- 0

188

163

45

45

3

3

TOTALS

RPI 1-25

RPI 26-50

W-L RECORDS

RPI 51-100

RPI 101-150

RPI 150+

21- 7

2- 3

4- 2

OVERALL

2- 0

8- 1

5- 1

14- 2

1- 1

2- 1

HOME

0- 0

6- 0

5- 0

5- 4

1- 2

2- 1

AWAY

0- 0

2- 0

0- 1

2- 1

0- 0

0- 0

NEUTRAL

2- 0

0- 1

0- 0

11- 1

0- 0

1- 0

NON-CONFERENCE

2- 0

4- 1

4- 0

8- 0

0- 0

0- 0

HOME

0- 0

4- 0

4- 0

1- 0

0- 0

1- 0

AWAY

0- 0

0- 0

0- 0

2- 1

0- 0

0- 0

NEUTRAL

2- 0

0- 1

0- 0

10- 6

2- 3

3- 2

CONFERENCE

0- 0

4- 0

1- 1

6- 2

1- 1

2- 1

HOME

0- 0

2- 0

1- 0

4- 4

1- 2

1- 1

AWAY

0- 0

2- 0

0- 1

0- 0

0- 0

0- 0

NEUTRAL

0- 0

0- 0

0- 0

RPI 1-25

RPI 26-50

Team's RPI: 28

RPI 51-100

RPI 101+

RPI	S	Opponent	Score
5	A	Tennessee	72 71
5	H	Tennessee	38 69
10	A	Kentucky	72 84
17	A	Georgia	57 67
25	H	Vanderbilt	69 47

RPI	S	Opponent	Score
29	A	LSU	72 52
29	H	LSU	42 50
32	A	South Carolina	47 53
32	H	South Carolina	68 47
37	H	Florida	73 72
38	A	Middle Tenn.	59 53

RPI	S	Opponent	Score
87	N	South Fla.	65 61
88	N	Florida St.	55 52

RPI	S	Opponent	Score
103	H	Oral Roberts	65 37
112	A	Auburn	51 48
112	H	Auburn	59 39
114	H	Utah	57 56
126	N	Minnesota	60 68
128	A	Mississippi St.	51 35
128	H	Mississippi St.	67 53
141	H	Stephen F. Austin	61 46
148	H	Mississippi Val.	59 40
175	H	Alabama	70 52
191	A	Ole Miss	54 60
219	H	Grambling	69 49
292	H	Morgan St.	81 50
314	H	Texas-Arlington	57 34
339	H	Texas Southern	86 41

## LAST 12 Division I GAMES:

32	A	South Carolina	47 53	175	H	Alabama	70 52
5	A	Tennessee	72 71	37	H	Florida	73 72
128	H	Mississippi St.	67 53	128	A	Mississippi St.	51 35
29	H	LSU	42 50	29	A	LSU	72 52
112	A	Auburn	51 48	25	H	Vanderbilt	69 47
32	H	South Carolina	68 47	112	H	Auburn	59 39

Arkansas

Arkansas

Non-Div I Games:

Arkansas

Loss, Non-Conf, S Site, H Home A Away N Neutral

Average RPI Win: <b>206</b>	WON-LOST	WINNING	LAST 12	STRENGTH OF	OPP. STRENGTH	TEAM	ADJ.	CONF.	ADJ CONF.
Average RPI Loss: <b>148</b>	RECORD	PCT. RANK	GAMES	SCHEDULE	OF SCHEDULE	RPI	RPI	RPI	RPI
DIV. I ONLY	<b>12- 17</b>	<b>219</b>	<b>5- 7</b>	<b>153</b>	<b>172</b>	<b>218</b>	<b>218</b>	<b>17</b>	<b>17</b>
DIV. I NON-CONF.	<b>6- 7</b>	<b>181</b>	<b>0- 0</b>	<b>71</b>	<b>190</b>	<b>165</b>	<b>165</b>	<b>14</b>	<b>14</b>
TOTALS	RPI 1-25	RPI 26-50	W-L RECORDS	RPI 51-100	RPI 101-150	RPI 150+			
12- 17	0- 0	1- 2	OVERALL	1- 1	2- 7	8- 7			
9- 6	0- 0	1- 1	HOME	1- 0	1- 3	6- 2			
3- 9	0- 0	0- 1	AWAY	0- 0	1- 3	2- 5			
0- 2	0- 0	0- 0	NEUTRAL	0- 1	0- 1	0- 0			
6- 7	0- 0	1- 1	NON-CONFERENCE	1- 1	2- 2	2- 3			
5- 2	0- 0	1- 1	HOME	1- 0	1- 0	2- 1			
1- 3	0- 0	0- 0	AWAY	0- 0	1- 1	0- 2			
0- 2	0- 0	0- 0	NEUTRAL	0- 1	0- 1	0- 0			
6- 10	0- 0	0- 1	CONFERENCE	0- 0	0- 5	6- 4			
4- 4	0- 0	0- 0	HOME	0- 0	0- 3	4- 1			
2- 6	0- 0	0- 1	AWAY	0- 0	0- 2	2- 3			
0- 0	0- 0	0- 0	NEUTRAL	0- 0	0- 0	0- 0			

RPI 1-25				RPI 26-50				RPI 51-100				RPI 101+				Team's RPI: 218
RPI	S	Opponent	Score	RPI	S	Opponent	Score	RPI	S	Opponent	Score	RPI	S	Opponent	Score	
				31	H	Southern California	58 56	81	H	Toledo	64 56	113	H	UT Martin	83 68	
				38	A	Middle Tenn.	62 71	92	N	Illinois St.	50 78	115	A	Charlotte	48 78	
				44	H	Missouri St.	68 77					121	A	UALR	43 59	
												121	H	UALR	57 64	
												124	A	Denver	61 73	
												124	H	Denver	49 58	
												141	A	Stephen F. Austin	69 64	
												146	H	FIU	45 52	
												149	N	Eastern Wash.	51 72	
												159	H	Fla. Atlantic	44 57	
												162	A	Tulsa	48 70	
												162	H	Tulsa	80 70	
												177	A	South Ala.	39 68	
												194	H	Louisiana Tech	59 69	
												195	A	North Texas	54 68	
												195	H	North Texas	70 64	
												234	A	Western Ky.	56 53	
												239	A	La.-Monroe	57 83	
												239	H	La.-Monroe	76 61	
												306	A	La.-Lafayette	57 50	
												306	H	La.-Lafayette	55 52	
												321	A	Southeast Mo. St.	52 56	
												326	H	A&M-Corpus Christi	84 71	
												336	H	Troy	62 39	
LAST 12 Division I GAMES:																
				121	A	UALR	43 59	239	H	La.-Monroe	76 61					
				234	A	Western Ky.	56 53	195	A	North Texas	54 68					
				146	H	FIU	45 52	124	A	Denver	61 73					
				336	H	Troy	62 39	306	H	La.-Lafayette	55 52					
				306	A	La.-Lafayette	57 50	38	A	Middle Tenn.	62 71					
				177	A	South Ala.	39 68	121	H	UALR	57 64					

Non-Div I Games:

Arkansas St.

■ Loss, 
 ■ Non-Conf, 
 ■ S Site, 
 ■ Home 
 ■ A Away 
 N Neutral

Average RPI Win: <b>274</b>	WON-LOST	WINNING	LAST 12	STRENGTH OF	OPP. STRENGTH	TEAM	ADJ.	CONF.	ADJ CONF.
Average RPI Loss: <b>178</b>	RECORD	PCT. RANK	GAMES	SCHEDULE	OF SCHEDULE	RPI	RPI	RPI	RPI
DIV. I ONLY	13- 15	186	6- 6	317	282	255	255	28	28
DIV. I NON-CONF.	5- 9	237	0- 0	316	242	305	305	29	29
TOTALS	RPI 1-25	RPI 26-50	W-L RECORDS	RPI 51-100	RPI 101-150	RPI 150+			
13- 15	0- 0	0- 0	OVERALL	0- 2	0- 3	13- 10			
9- 5	0- 0	0- 0	HOME	0- 1	0- 1	9- 3			
4- 10	0- 0	0- 0	AWAY	0- 1	0- 2	4- 7			
0- 0	0- 0	0- 0	NEUTRAL	0- 0	0- 0	0- 0			
5- 9	0- 0	0- 0	NON-CONFERENCE	0- 2	0- 1	5- 6			
4- 3	0- 0	0- 0	HOME	0- 1	0- 0	4- 2			
1- 6	0- 0	0- 0	AWAY	0- 1	0- 1	1- 4			
0- 0	0- 0	0- 0	NEUTRAL	0- 0	0- 0	0- 0			
8- 6	0- 0	0- 0	CONFERENCE	0- 0	0- 2	8- 4			
5- 2	0- 0	0- 0	HOME	0- 0	0- 1	5- 1			
3- 4	0- 0	0- 0	AWAY	0- 0	0- 1	3- 3			
0- 0	0- 0	0- 0	NEUTRAL	0- 0	0- 0	0- 0			

RPI S	Opponent	Score	RPI S	Opponent	Score	RPI S	Opponent	Score	RPI S	Opponent	Score	Team's RPI: 255
						68	H Quinnipiac	51 54	122	A American	48 54	
						70	A Arizona St.	46 83	122	H American	39 40	
									125	A Yale	62 63	
									169	A Holy Cross	59 62	
									169	H Holy Cross	65 62	
									170	H Seton Hall	50 53	
									180	A Lehigh	47 56	
									180	H Lehigh	66 64	
									181	A Loyola Maryland	64 68	
									183	H Manhattan	58 43	
									208	A Navy	56 58	
									208	H Navy	50 57	
									231	H Binghamton	47 49	
									235	H Fairleigh Dickinson	51 37	
									238	A Bryant	54 64	
									245	H Hawaii	55 51	
									248	A Penn	60 70	
									307	A Colgate	61 54	
									307	H Colgate	62 47	
									308	A Lafayette	62 47	
									308	H Lafayette	44 43	
									324	A St. Francis (NY)	59 43	
									328	A Bucknell	67 64	
									328	H Bucknell	60 56	
									333	A Columbia	58 63	
									334	H Wagner	70 46	
LAST 12 Division I GAMES:												
			180	A Lehigh	47 56		328	H Bucknell	60 56			
			169	H Holy Cross	65 62		180	H Lehigh	66 64			
			122	A American	48 54		169	A Holy Cross	59 62			
			307	H Colgate	62 47		122	H American	39 40			
			208	H Navy	50 57		307	A Colgate	61 54			
			308	A Lafayette	62 47		208	A Navy	56 58			

Non-Div I Games: Manhattanville 71 40

Army

■ Loss, 
 ■ Non-Conf, 
 ■ S Site, 
 ■ H Home 
 ■ A Away 
 N Neutral



Average RPI Win:	201	WON-LOST	WINNING	LAST 12	STRENGTH OF	OPP. STRENGTH	TEAM	ADJ.	CONF.	ADJ CONF.
Average RPI Loss:	39	RECORD	PCT. RANK	GAMES	SCHEDULE	OF SCHEDULE	RPI	RPI	RPI	RPI
DIV. I ONLY	13- 16	198	4- 8	36	45	112	112	3	3	
DIV. I NON-CONF.	8- 5	107	0- 0	116	160	107	107	3	3	
TOTALS	RPI 1-25	RPI 26-50	W-L RECORDS	RPI 51-100	RPI 101-150	RPI 150+				
13- 16	0- 7	1- 6	OVERALL	1- 1	1- 2	10- 0				
8- 6	0- 4	1- 2	HOME	1- 0	0- 0	6- 0				
3- 9	0- 3	0- 3	AWAY	0- 1	0- 2	3- 0				
2- 1	0- 0	0- 1	NEUTRAL	0- 0	1- 0	1- 0				
8- 5	0- 1	0- 2	NON-CONFERENCE	1- 1	1- 1	6- 0				
5- 1	0- 0	0- 1	HOME	1- 0	0- 0	4- 0				
1- 3	0- 1	0- 0	AWAY	0- 1	0- 1	1- 0				
2- 1	0- 0	0- 1	NEUTRAL	0- 0	1- 0	1- 0				
5- 11	0- 6	1- 4	CONFERENCE	0- 0	0- 1	4- 0				
3- 5	0- 4	1- 1	HOME	0- 0	0- 0	2- 0				
2- 6	0- 2	0- 3	AWAY	0- 0	0- 1	2- 0				
0- 0	0- 0	0- 0	NEUTRAL	0- 0	0- 0	0- 0				

RPI	S	Opponent	Score	RPI	S	Opponent	Score	RPI	S	Opponent	Score	RPI	S	Opponent	Score	Team's RPI: 112
5	A	Tennessee	61 82	28	A	Arkansas	39 59	51	A	Temple	57 73	115	N	Charlotte	68 58	
5	H	Tennessee	52 73	28	H	Arkansas	48 51	87	H	South Fla.	62 45	128	A	Mississippi St.	57 62	
9	A	Duke	50 73	29	A	LSU	41 57					146	A	FIU	55 64	
10	H	Kentucky	48 66	30	H	Purdue	54 62					175	A	Alabama	65 55	
17	H	Georgia	45 70	32	H	South Carolina	53 49					175	H	Alabama	81 40	
25	A	Vanderbilt	58 66	37	A	Florida	56 70					191	A	Ole Miss	67 54	
25	H	Vanderbilt	61 66	43	N	Marist	61 69					191	H	Ole Miss	46 43	
LAST 12 Division I GAMES:																
191	H	Ole Miss	46 43	25	H	Vanderbilt	61 66									
175	H	Alabama	81 40	191	A	Ole Miss	67 54									
29	A	LSU	41 57	10	H	Kentucky	48 66									
28	H	Arkansas	48 51	128	A	Mississippi St.	57 62									
37	A	Florida	56 70	32	H	South Carolina	53 49									
5	A	Tennessee	61 82	28	A	Arkansas	39 59									

Non-Div I Games:

Auburn

■ Loss, 
 ■ Non-Conf, S Site, 
 ■ Home 
 ■ Away 
 N Neutral

Average RPI Win:	289	WON-LOST	WINNING	LAST 12	STRENGTH OF	OPP. STRENGTH	TEAM	ADJ.	CONF.	ADJ CONF.
Average RPI Loss:	174	RECORD	PCT. RANK	GAMES	SCHEDULE	OF SCHEDULE	RPI	RPI	RPI	RPI
DIV. I ONLY	8- 21	286	3- 9	172	330	282	282	31	31	
DIV. I NON-CONF.	3- 10	283	0- 0	41	265	199	199	31	31	
TOTALS	RPI 1-25	RPI 26-50	W-L RECORDS	RPI 51-100	RPI 101-150	RPI 150+				
8- 21	0- 2	0- 1	OVERALL	0- 1	0- 6	8- 11				
4- 9	0- 1	0- 0	HOME	0- 0	0- 3	4- 5				
4- 11	0- 1	0- 1	AWAY	0- 1	0- 2	4- 5				
0- 1	0- 0	0- 0	NEUTRAL	0- 0	0- 1	0- 0				
3- 10	0- 2	0- 1	NON-CONFERENCE	0- 1	0- 3	3- 3				
1- 4	0- 1	0- 0	HOME	0- 0	0- 2	1- 1				
2- 5	0- 1	0- 1	AWAY	0- 1	0- 0	2- 2				
0- 1	0- 0	0- 0	NEUTRAL	0- 0	0- 1	0- 0				
5- 11	0- 0	0- 0	CONFERENCE	0- 0	0- 3	5- 8				
3- 5	0- 0	0- 0	HOME	0- 0	0- 1	3- 4				
2- 6	0- 0	0- 0	AWAY	0- 0	0- 2	2- 4				
0- 0	0- 0	0- 0	NEUTRAL	0- 0	0- 0	0- 0				

RPI 1-25				RPI 26-50				RPI 51-100				RPI 101+ Team's RPI: 282			
RPI	S	Opponent	Score	RPI	S	Opponent	Score	RPI	S	Opponent	Score	RPI	S	Opponent	Score
18	A	Louisville	60 78	38	A	Middle Tenn.	63 69	59	A	Bowling Green	38 72	104	H	UAB	45 49
25	H	Vanderbilt	51 83									110	A	Eastern Ill.	46 80
												113	A	UT Martin	62 86
												113	H	UT Martin	83 88
												122	N	American	54 55
												138	H	Florida A&M	77 86
												152	A	Cal Poly	69 79
												166	A	SIU Edwardsville	61 72
												184	H	Alabama A&M	68 80
												230	H	Tennessee Tech	65 68
												247	A	Belmont	58 56
												259	H	Southern Ill.	76 70
												266	A	Eastern Ky.	66 63
												266	H	Eastern Ky.	59 61
												270	A	Ball St.	55 59
												285	A	Morehead St.	67 74
												285	H	Morehead St.	88 81
												300	A	Tennessee St.	81 95
												300	H	Tennessee St.	77 82
												301	A	Murray St.	85 72
												301	H	Murray St.	71 63
												321	A	Southeast Mo. St.	60 69
												321	H	Southeast Mo. St.	88 84
												332	A	Lipscomb	61 58
												340	H	Jacksonville St.	73 74
LAST 12 Division I GAMES:															
321	H	Southeast Mo. St.	88 84	321	A	Southeast Mo. St.	60 69	300	H	Tennessee St.	77 82				
113	A	UT Martin	62 86	166	A	SIU Edwardsville	61 72	110	A	Eastern Ill.	46 80				
285	H	Morehead St.	88 81	266	H	Eastern Ky.	59 61	340	H	Jacksonville St.	73 74				
301	A	Murray St.	85 72												
230	H	Tennessee Tech	65 68												
113	H	UT Martin	83 88												

Non-Div I Games:

Austin Peay

■ Loss, 
 ■ Non-Conf, 
 ■ S Site, 
 ■ Home 
 ■ A Away 
 N Neutral

Average RPI Win:	170	WON-LOST	WINNING	LAST 12	STRENGTH OF	OPP. STRENGTH	TEAM	ADJ.	CONF.	ADJ CONF.
Average RPI Loss:	83	RECORD	PCT. RANK	GAMES	SCHEDULE	OF SCHEDULE	RPI	RPI	RPI	RPI
DIV. I ONLY	23- 6	23	9- 3	152	78	50	50	8	8	
DIV. I NON-CONF.	11- 2	24	1- 0	201	41	56	56	8	8	
TOTALS	RPI 1-25	RPI 26-50	W-L RECORDS	RPI 51-100	RPI 101-150	RPI 150+				
23- 6	1- 3	0- 0	OVERALL	4- 1	5- 1	13- 1				
12- 2	1- 1	0- 0	HOME	2- 0	3- 0	6- 1				
9- 4	0- 2	0- 0	AWAY	1- 1	2- 1	6- 0				
2- 0	0- 0	0- 0	NEUTRAL	1- 0	0- 0	1- 0				
11- 2	0- 2	0- 0	NON-CONFERENCE	1- 0	4- 0	6- 0				
5- 1	0- 1	0- 0	HOME	0- 0	2- 0	3- 0				
4- 1	0- 1	0- 0	AWAY	0- 0	2- 0	2- 0				
2- 0	0- 0	0- 0	NEUTRAL	1- 0	0- 0	1- 0				
12- 4	1- 1	0- 0	CONFERENCE	3- 1	1- 1	7- 1				
7- 1	1- 0	0- 0	HOME	2- 0	1- 0	3- 1				
5- 3	0- 1	0- 0	AWAY	1- 1	0- 1	4- 0				
0- 0	0- 0	0- 0	NEUTRAL	0- 0	0- 0	0- 0				

RPI 1-25				RPI 26-50				Team's RPI: 50				RPI 51-100				RPI 101+			
RPI	S	Opponent	Score	RPI	S	Opponent	Score	RPI	S	Opponent	Score	RPI	S	Opponent	Score	RPI	S	Opponent	Score
9	H	Duke	55 61					53	A	St. Mary's (CA)	48 54	114	H	Utah	63 58				
12	A	Kansas St.	46 59					53	H	St. Mary's (CA)	83 47	131	A	Pepperdine	49 61				
24	A	Gonzaga	60 77					72	A	San Diego	62 53	131	H	Pepperdine	80 56				
24	H	Gonzaga	70 40					72	H	San Diego	64 50	142	A	Utah St.	73 65				
								94	N	Syracuse	83 59	143	A	Seattle	69 55				
												149	H	Eastern Wash.	77 58				
												155	H	Wisconsin	77 59				
												157	N	Arizona	82 73				
												162	A	Tulsa	64 61				
												173	A	Santa Clara	74 64				
												173	H	Santa Clara	84 57				
												182	A	Portland	79 53				
												182	H	Portland	76 55				
												257	A	Loyola Marymount	72 48				
												257	H	Loyola Marymount	80 47				
												267	A	San Francisco	76 67				
												267	H	San Francisco	64 71				
												310	H	Southern Utah	82 49				
												317	H	Nevada	84 53				
												335	A	Weber St.	84 67				
LAST 12 Division I GAMES:																			
24	A	Gonzaga	60 77	131	A	Pepperdine	49 61												
173	H	Santa Clara	84 57	173	A	Santa Clara	74 64												
72	H	San Diego	64 50	143	A	Seattle	69 55												
267	H	San Francisco	64 71	182	H	Portland	76 55												
24	H	Gonzaga	70 40	257	A	Loyola Marymount	72 48												
53	H	St. Mary's (CA)	83 47	72	A	San Diego	62 53												

Non-Div I Games: BYU-Hawaii 88 27

BYU

Loss, Non-Conf, S Site, H Home A Away N Neutral

Average RPI Win:	216	WON-LOST	WINNING	LAST 12	STRENGTH OF	OPP. STRENGTH	TEAM	ADJ.	CONF.	ADJ CONF.
Average RPI Loss:	165	RECORD	PCT. RANK	GAMES	SCHEDULE	OF SCHEDULE	RPI	RPI	RPI	RPI
DIV. I ONLY	8- 19	273	2- 10	148	220	270	270	12	12	
DIV. I NON-CONF.	4- 8	239	0- 0	131	299	248	248	13	13	
TOTALS	RPI 1-25	RPI 26-50	W-L RECORDS	RPI 51-100	RPI 101-150	RPI 150+				
8- 19	0- 0	0- 1	OVERALL	1- 5	1- 2	6- 11				
6- 8	0- 0	0- 0	HOME	1- 2	1- 1	4- 5				
2- 11	0- 0	0- 1	AWAY	0- 3	0- 1	2- 6				
0- 0	0- 0	0- 0	NEUTRAL	0- 0	0- 0	0- 0				
4- 8	0- 0	0- 1	NON-CONFERENCE	0- 1	1- 2	3- 4				
3- 4	0- 0	0- 0	HOME	0- 1	1- 1	2- 2				
1- 4	0- 0	0- 1	AWAY	0- 0	0- 1	1- 2				
0- 0	0- 0	0- 0	NEUTRAL	0- 0	0- 0	0- 0				
4- 11	0- 0	0- 0	CONFERENCE	1- 4	0- 0	3- 7				
3- 4	0- 0	0- 0	HOME	1- 1	0- 0	2- 3				
1- 7	0- 0	0- 0	AWAY	0- 3	0- 0	1- 4				
0- 0	0- 0	0- 0	NEUTRAL	0- 0	0- 0	0- 0				

RPI S	Opponent	Score	RPI S	Opponent	Score	RPI S	Opponent	Score	RPI S	Opponent	Score	Team's RPI: 270
27	A Green Bay	39 80	58	A Eastern Mich.	43 74	127	H Detroit	68 87				
			58	H Eastern Mich.	54 51	129	H Stetson	78 73				
			59	H Bowling Green	52 63	134	A Wright St.	55 74				
			81	A Toledo	48 63	166	A SIU Edwardsville	56 68				
			92	H Illinois St.	52 63	167	A Central Mich.	66 84				
			93	A Miami (OH)	61 72	167	H Central Mich.	84 76				
						174	H Marshall	58 60				
						192	A Northern Ill.	44 58				
						192	H Northern Ill.	50 43				
						204	H Akron	70 78				
						211	A Butler	43 55				
						213	H Buffalo	37 61				
						251	A Ohio	57 76				
						280	H Valparaiso	53 67				
						282	H Austin Peay	59 55				
						298	A Kent St.	75 56				
						299	A Western Mich.	64 76				
						299	H Western Mich.	65 67				
						301	H Murray St.	81 72				
						303	A Evansville	55 50				
LAST 12 Division I GAMES:												
58	A Eastern Mich.	43 74	298	A Kent St.	75 56							
299	H Western Mich.	65 67	93	A Miami (OH)	61 72							
167	H Central Mich.	84 76	59	H Bowling Green	52 63							
192	A Northern Ill.	44 58	204	H Akron	70 78							
251	A Ohio	57 76	81	A Toledo	48 63							
213	H Buffalo	37 61	167	A Central Mich.	66 84							

Non-Div I Games: Oakland City 68 39

Ball St.

■ Loss, 
 ■ Non-Conf, 
 ■ S Site, 
 ■ H Home 
 ■ A Away 
 N Neutral

Average RPI Win:	69	WON-LOST	WINNING	LAST 12	STRENGTH OF	OPP. STRENGTH	TEAM	ADJ.	CONF.	ADJ CONF.
Average RPI Loss:	0	RECORD	PCT. RANK	GAMES	SCHEDULE	OF SCHEDULE	RPI	RPI	RPI	RPI
DIV. I ONLY	29- 0	1	12- 0	4	2	1	1	1	1	1
DIV. I NON-CONF.	13- 0	1	0- 0	10	9	1	1	1	1	1
TOTALS	RPI 1-25	RPI 26-50	W-L RECORDS	RPI 51-100	RPI 101-150	RPI 150+				
29- 0	9- 0	4- 0	OVERALL	9- 0	5- 0	2- 0				
18- 0	5- 0	2- 0	HOME	6- 0	3- 0	2- 0				
10- 0	3- 0	2- 0	AWAY	3- 0	2- 0	0- 0				
1- 0	1- 0	0- 0	NEUTRAL	0- 0	0- 0	0- 0				
13- 0	4- 0	1- 0	NON-CONFERENCE	3- 0	3- 0	2- 0				
10- 0	2- 0	1- 0	HOME	3- 0	2- 0	2- 0				
2- 0	1- 0	0- 0	AWAY	0- 0	1- 0	0- 0				
1- 0	1- 0	0- 0	NEUTRAL	0- 0	0- 0	0- 0				
16- 0	5- 0	3- 0	CONFERENCE	6- 0	2- 0	0- 0				
8- 0	3- 0	1- 0	HOME	3- 0	1- 0	0- 0				
8- 0	2- 0	2- 0	AWAY	3- 0	1- 0	0- 0				
0- 0	0- 0	0- 0	NEUTRAL	0- 0	0- 0	0- 0				

RPI	S	Opponent	Score	RPI	S	Opponent	Score	RPI	S	Opponent	Score	RPI	S	Opponent	Score
3	H	Connecticut	66 61	42	A	Kansas	76 45	55	A	Texas	77 59	102	A	Missouri	71 41
4	H	Notre Dame	94 81	42	H	Kansas	74 46	55	H	Texas	80 59	102	H	Missouri	90 46
5	A	Tennessee	76 67	46	A	Iowa St.	57 45	57	A	Oklahoma St.	83 52	125	H	Yale	109 59
6	H	Texas A&M	71 48	48	H	UCLA	83 50	57	H	Oklahoma St.	71 44	126	A	Minnesota	89 60
12	A	Kansas St.	70 41					62	A	Texas Tech	72 64	148	H	Mississippi Val.	93 55
12	H	Kansas St.	76 41					62	H	Texas Tech	56 51	227	H	Milwaukee	72 41
14	N	St. John's (NY)	73 59					66	H	Howard	82 28	339	H	Texas Southern	91 39
15	A	Oklahoma	89 58					69	H	Chattanooga	91 31				
15	H	Oklahoma	81 54					99	H	McNeese St.	90 50				
LAST 12 Division I GAMES:															
42	A	Kansas	76 45	12	A	Kansas St.	70 41								
55	H	Texas	80 59	102	A	Missouri	71 41								
62	H	Texas Tech	56 51	42	H	Kansas	74 46								
57	A	Oklahoma St.	83 52	15	A	Oklahoma	89 58								
6	H	Texas A&M	71 48	12	H	Kansas St.	76 41								
15	H	Oklahoma	81 54	62	A	Texas Tech	72 64								

Non-Div I Games:

Baylor

Average RPI Win:	260	WON-LOST	WINNING	LAST 12	STRENGTH OF	OPP. STRENGTH	TEAM	ADJ.	CONF.	ADJ CONF.
Average RPI Loss:	183	RECORD	PCT. RANK	GAMES	SCHEDULE	OF SCHEDULE	RPI	RPI	RPI	RPI
DIV. I ONLY	12- 17	219	8- 4	257	296	247	247	30	30	
DIV. I NON-CONF.	1- 10	328	0- 0	168	153	313	313	30	30	
TOTALS	RPI 1-25	RPI 26-50	W-L RECORDS	RPI 51-100	RPI 101-150	RPI 150+				
12- 17	0- 0	0- 1	OVERALL	0- 4	2- 3	10- 9				
8- 5	0- 0	0- 0	HOME	0- 1	2- 0	6- 4				
4- 12	0- 0	0- 1	AWAY	0- 3	0- 3	4- 5				
0- 0	0- 0	0- 0	NEUTRAL	0- 0	0- 0	0- 0				
1- 10	0- 0	0- 1	NON-CONFERENCE	0- 2	1- 2	0- 5				
1- 3	0- 0	0- 0	HOME	0- 0	1- 0	0- 3				
0- 7	0- 0	0- 1	AWAY	0- 2	0- 2	0- 2				
0- 0	0- 0	0- 0	NEUTRAL	0- 0	0- 0	0- 0				
11- 7	0- 0	0- 0	CONFERENCE	0- 2	1- 1	10- 4				
7- 2	0- 0	0- 0	HOME	0- 1	1- 0	6- 1				
4- 5	0- 0	0- 0	AWAY	0- 1	0- 1	4- 3				
0- 0	0- 0	0- 0	NEUTRAL	0- 0	0- 0	0- 0				

[illegible]

Non-Div I Games:

Belmont

■ Loss, ■ Non-Conf, S Site, H Home A Away N Neutral

Average RPI Win:	305	WON-LOST	WINNING	LAST 12	STRENGTH OF	OPP. STRENGTH	TEAM	ADJ.	CONF.	ADJ CONF.
Average RPI Loss:	187	RECORD	PCT. RANK	GAMES	SCHEDULE	OF SCHEDULE	RPI	RPI	RPI	RPI
DIV. I ONLY	9- 15	247	7- 5	334	321	305	305	29	29	
DIV. I NON-CONF.	2- 8	293	0- 0	281	258	326	326	25	25	
TOTALS	RPI 1-25	RPI 26-50	W-L RECORDS	RPI 51-100	RPI 101-150	RPI 150+				
9- 15	0- 0	0- 0	OVERALL	0- 2	0- 3	9- 10				
5- 5	0- 0	0- 0	HOME	0- 0	0- 2	5- 3				
4- 8	0- 0	0- 0	AWAY	0- 2	0- 1	4- 5				
0- 2	0- 0	0- 0	NEUTRAL	0- 0	0- 0	0- 2				
2- 8	0- 0	0- 0	NON-CONFERENCE	0- 1	0- 1	2- 6				
2- 2	0- 0	0- 0	HOME	0- 0	0- 1	2- 1				
0- 4	0- 0	0- 0	AWAY	0- 1	0- 0	0- 3				
0- 2	0- 0	0- 0	NEUTRAL	0- 0	0- 0	0- 2				
7- 7	0- 0	0- 0	CONFERENCE	0- 1	0- 2	7- 4				
3- 3	0- 0	0- 0	HOME	0- 0	0- 1	3- 2				
4- 4	0- 0	0- 0	AWAY	0- 1	0- 1	4- 2				
0- 0	0- 0	0- 0	NEUTRAL	0- 0	0- 0	0- 0				

RPI 1-25			RPI 26-50			RPI 51-100			RPI 101+			Team's RPI: 305		
RPI	S	Opponent	Score	RPI	S	Opponent	Score	RPI	S	Opponent	Score			
								66	A	Howard	50	58		
								87	A	South Fla.	36	72		
										129	H	Stetson	64	82
										138	A	Florida A&M	51	65
										138	H	Florida A&M	57	81
										159	A	Fla. Atlantic	46	68
										159	N	Fla. Atlantic	70	71
										186	N	Campbell	46	62
										188	A	UCF	49	66
										215	A	Md.-East. Shore	43	47
										243	A	Georgia St.	50	66
										261	A	South Carolina St.	69	65
										261	H	South Carolina St.	60	71
										262	A	N.C. A&T	54	69
										262	H	N.C. A&T	60	63
										265	H	North Florida	66	63
										286	H	Norfolk St.	83	73
										298	H	Kent St.	58	49
										306	H	La.-Lafayette	67	72
										315	A	Savannah St.	47	43
										315	H	Savannah St.	58	54
										320	A	Delaware St.	52	50
										341	A	N.C. Central	64	54
										341	H	N.C. Central	63	61
LAST 12 Division I GAMES:														
				286	H	Norfolk St.	83	73		138	A	Florida A&M	51	65
				315	A	Savannah St.	47	43		215	A	Md.-East. Shore	43	47
				261	A	South Carolina St.	69	65		320	A	Delaware St.	52	50
				66	A	Howard	50	58		315	H	Savannah St.	58	54
				341	H	N.C. Central	63	61		261	H	South Carolina St.	60	71
				262	H	N.C. A&T	60	63		341	A	N.C. Central	64	54

Non-Div I Games: Palm Beach Atl. 56 59 Ave Maria 74 52

Bethune-Cookman

Loss, Non-Conf, S Site, H Home A Away N Neutral

Binghamton

Through Games Of Sunday, February 26, 2012				STRENGTH OF		OPP. STRENGTH	TEAM	ADJ.	CONF.	ADJ CONF.
Average RPI Win:	263	WON-LOST	WINNING	LAST 12	SCHEDULE	OF SCHEDULE	RPI	RPI	RPI	RPI
Average RPI Loss:	144	RECORD	PCT. RANK	GAMES						
DIV. I ONLY	12- 17	219	4- 8	249	209	231	231	16	16	
DIV. I NON-CONF.	6- 7	181	0- 0	264	235	213	213	15	15	
TOTALS	RPI 1-25	RPI 26-50	W-L RECORDS	RPI 51-100	RPI 101-150	RPI 150+				
12- 17	0- 1	0- 1	OVERALL	0- 7	0- 1	12- 7				
5- 8	0- 1	0- 0	HOME	0- 4	0- 0	5- 3				
6- 8	0- 0	0- 0	AWAY	0- 3	0- 1	6- 4				
1- 1	0- 0	0- 1	NEUTRAL	0- 0	0- 0	1- 0				
6- 7	0- 1	0- 1	NON-CONFERENCE	0- 1	0- 1	6- 3				
1- 4	0- 1	0- 0	HOME	0- 1	0- 0	1- 2				
4- 2	0- 0	0- 0	AWAY	0- 0	0- 1	4- 1				
1- 1	0- 0	0- 1	NEUTRAL	0- 0	0- 0	1- 0				
6- 10	0- 0	0- 0	CONFERENCE	0- 6	0- 0	6- 4				
4- 4	0- 0	0- 0	HOME	0- 3	0- 0	4- 1				
2- 6	0- 0	0- 0	AWAY	0- 3	0- 0	2- 3				
0- 0	0- 0	0- 0	NEUTRAL	0- 0	0- 0	0- 0				

RPI 1-25				RPI 26-50				RPI 51-100				RPI 101+ Team's RPI: 231			
RPI	S	Opponent	Score	RPI	S	Opponent	Score	RPI	S	Opponent	Score	RPI	S	Opponent	Score
23	H	St. Bonaventure	34 49	40	N	Dayton	50 60	67	A	Boston U.	48 60	126	A	Minnesota	40 65
								67	H	Boston U.	49 62	151	A	UMBC	50 63
								85	A	Albany (NY)	37 69	151	H	UMBC	61 43
								85	H	Albany (NY)	36 37	185	A	New Hampshire	64 55
								91	A	Hartford	58 67	185	H	New Hampshire	52 59
								91	H	Hartford	41 63	193	H	Mt. St. Mary's	52 43
								94	H	Syracuse	57 90	223	A	Niagara	53 64
												242	A	Cornell	61 48
												255	A	Army	49 47
												256	H	Massachusetts	55 64
												263	A	Siena	80 70
												274	A	Vermont	48 69
												274	H	Vermont	54 43
												277	H	Rider	56 66
												317	N	Nevada	58 52
												318	A	Maine	47 48
												318	H	Maine	72 54
												319	A	Stony Brook	44 32
												319	H	Stony Brook	55 46
												325	A	Saint Peter's	70 63
LAST 12 Division I GAMES:															
185	H	New Hampshire	52 59	319	H	Stony Brook	55 46								
85	A	Albany (NY)	37 69	318	A	Maine	47 48								
151	A	UMBC	50 63	85	H	Albany (NY)	36 37								
91	A	Hartford	58 67	185	A	New Hampshire	64 55								
274	H	Vermont	54 43	151	H	UMBC	61 43								
67	H	Boston U.	49 62	91	H	Hartford	41 63								

B  
i  
n  
g  
h  
a  
m  
t  
o  
n

B  
i  
n  
g  
h  
a  
m  
t  
o  
n

Non-Div I Games:

Binghamton

Loss, Non-Conf, S Site, H Home A Away N Neutral



Average RPI Win:	277	WON-LOST	WINNING	LAST 12	STRENGTH OF	OPP. STRENGTH	TEAM	ADJ.	CONF.	ADJ CONF.
Average RPI Loss:	145	RECORD	PCT. RANK	GAMES	SCHEDULE	OF SCHEDULE	RPI	RPI	RPI	RPI
DIV. I ONLY	12- 14	195	4- 8	286	239	250	250	23	23	
DIV. I NON-CONF.	7- 6	153	0- 0	265	270	212	212	23	23	
TOTALS	RPI 1-25	RPI 26-50	W-L RECORDS	RPI 51-100	RPI 101-150	RPI 150+				
12- 14	0- 0	0- 0	OVERALL	0- 3	2- 5	10- 6				
8- 7	0- 0	0- 0	HOME	0- 2	1- 3	7- 2				
4- 7	0- 0	0- 0	AWAY	0- 1	1- 2	3- 4				
0- 0	0- 0	0- 0	NEUTRAL	0- 0	0- 0	0- 0				
7- 6	0- 0	0- 0	NON-CONFERENCE	0- 2	2- 3	5- 1				
5- 3	0- 0	0- 0	HOME	0- 1	1- 2	4- 0				
2- 3	0- 0	0- 0	AWAY	0- 1	1- 1	1- 1				
0- 0	0- 0	0- 0	NEUTRAL	0- 0	0- 0	0- 0				
5- 8	0- 0	0- 0	CONFERENCE	0- 1	0- 2	5- 5				
3- 4	0- 0	0- 0	HOME	0- 1	0- 1	3- 2				
2- 4	0- 0	0- 0	AWAY	0- 0	0- 1	2- 3				
0- 0	0- 0	0- 0	NEUTRAL	0- 0	0- 0	0- 0				

RPI 1-25				RPI 26-50				RPI 51-100				RPI 101+				Team's RPI: 250	
RPI	S	Opponent	Score	RPI	S	Opponent	Score	RPI	S	Opponent	Score	RPI	S	Opponent	Score		
								74	A	Idaho St.	75	84	108	A	UNLV	50	66
								94	H	Syracuse	47	70	108	H	UNLV	66	75
								100	H	San Diego St.	59	69	131	H	Pepperdine	68	57
													142	A	Utah St.	86	97
													142	H	Utah St.	52	64
													143	H	Seattle	80	89
													149	A	Eastern Wash.	72	63
													176	A	TCU	69	73
													176	H	TCU	68	74
													178	A	Colorado St.	58	67
													178	H	Colorado St.	52	60
													182	A	Portland	56	83
													232	A	Wyoming	64	84
													232	H	Wyoming	61	53
													294	A	New Mexico	68	64
													294	H	New Mexico	65	46
													304	H	Utah Valley	85	64
													309	H	UC Riverside	68	58
													311	A	Air Force	81	75
													311	H	Air Force	83	59
													327	A	New Mexico St.	56	53
													327	H	New Mexico St.	72	57
													335	H	Weber St.	86	68
LAST 12 Division I GAMES:																	
232	H	Wyoming	61	53	100	H	San Diego St.	59	69	232	A	Wyoming	64	84			
108	H	UNLV	66	75	108	A	UNLV	50	66	176	H	TCU	68	74			
176	A	TCU	69	73	178	H	TCU	68	74	178	A	Colorado St.	58	67			
178	A	Colorado St.	58	67	311	H	Air Force	83	59	311	A	Air Force	81	75			
311	H	Air Force	83	59	294	A	New Mexico	68	64	311	H	Air Force	83	59			
294	A	New Mexico	68	64													

Non-Div I Games: Montana Tech 97 61 Southern Ore. 93 55

Boise St.

■ Loss, 
 ■ Non-Conf, S Site, 
 ■ Home 
 ■ Away 
 N Neutral

Average RPI Win:	<b>223</b>	WON-LOST	WINNING	LAST 12	STRENGTH OF	OPP. STRENGTH	TEAM	ADJ.	CONF.	ADJ CONF.
Average RPI Loss:	<b>67</b>	RECORD	PCT. RANK	GAMES	SCHEDULE	OF SCHEDULE	RPI	RPI	RPI	RPI
DIV. I ONLY	<b>7- 22</b>	<b>300</b>	<b>2- 10</b>	<b>29</b>	<b>71</b>	<b>200</b>	<b>200</b>	<b>6</b>	<b>6</b>	
DIV. I NON-CONF.	<b>5- 8</b>	<b>221</b>	<b>0- 0</b>	<b>44</b>	<b>148</b>	<b>169</b>	<b>169</b>	<b>6</b>	<b>6</b>	
TOTALS	RPI 1-25	RPI 26-50	W-L RECORDS	RPI 51-100	RPI 101-150	RPI 150+				
7- 22	0- 7	0- 2	OVERALL	0- 11	0- 0	7- 2				
6- 9	0- 3	0- 0	HOME	0- 5	0- 0	6- 1				
1- 13	0- 4	0- 2	AWAY	0- 6	0- 0	1- 1				
0- 0	0- 0	0- 0	NEUTRAL	0- 0	0- 0	0- 0				
5- 8	0- 1	0- 1	NON-CONFERENCE	0- 5	0- 0	5- 1				
5- 2	0- 0	0- 0	HOME	0- 2	0- 0	5- 0				
0- 6	0- 1	0- 1	AWAY	0- 3	0- 0	0- 1				
0- 0	0- 0	0- 0	NEUTRAL	0- 0	0- 0	0- 0				
2- 14	0- 6	0- 1	CONFERENCE	0- 6	0- 0	2- 1				
1- 7	0- 3	0- 0	HOME	0- 3	0- 0	1- 1				
1- 7	0- 3	0- 1	AWAY	0- 3	0- 0	1- 0				
0- 0	0- 0	0- 0	NEUTRAL	0- 0	0- 0	0- 0				

RPI 1-25				RPI 26-50				RPI 51-100				RPI 101+ Team's RPI: 200			
RPI	S	Opponent	Score	RPI	S	Opponent	Score	RPI	S	Opponent	Score	RPI	S	Opponent	Score
8	A	Maryland	44 <b>86</b>	40	A	Dayton	60 <b>69</b>	61	A	Saint Joseph's	57 <b>74</b>	155	A	Wisconsin	50 <b>58</b>
9	H	Duke	62 <b>71</b>	49	A	Virginia	58 <b>69</b>	67	H	Boston U.	62 <b>70</b>	169	H	Holy Cross	67 58
11	A	Miami (FL)	42 <b>88</b>					70	A	Arizona St.	54 <b>79</b>	207	A	Virginia Tech	64 60
11	H	Miami (FL)	57 <b>88</b>					80	H	Hampton	63 <b>71</b>	207	H	Virginia Tech	35 <b>38</b>
13	A	Rutgers	58 <b>74</b>					83	A	North Carolina	46 <b>77</b>	217	H	Central Conn. St.	57 49
21	A	Georgia Tech	48 <b>85</b>					88	H	Florida St.	59 <b>68</b>	235	H	Fairleigh Dickinson	68 57
21	H	Georgia Tech	58 <b>68</b>					91	A	Hartford	45 <b>54</b>	238	H	Bryant	68 42
								97	A	Wake Forest	58 <b>72</b>	241	H	Clemson	56 53
								97	H	Wake Forest	60 <b>73</b>	256	H	Massachusetts	80 64
								98	A	North Carolina St.	57 <b>80</b>				
								98	H	North Carolina St.	69 <b>73</b>				
LAST 12 Division I GAMES:															
				11	A	Miami (FL)	42 <b>88</b>	97	H	Wake Forest	60 <b>73</b>				
				98	H	North Carolina St.	69 <b>73</b>	8	A	Maryland	44 <b>86</b>				
				21	A	Georgia Tech	48 <b>85</b>	11	H	Miami (FL)	57 <b>88</b>				
				241	H	Clemson	56 53	83	A	North Carolina	46 <b>77</b>				
				207	A	Virginia Tech	64 60	49	A	Virginia	58 <b>69</b>				
				9	H	Duke	62 <b>71</b>	88	H	Florida St.	59 <b>68</b>				

Non-Div I Games:

Boston College

■ Loss, 
 ■ Non-Conf, 
 ■ S Site, 
 ■ H Home 
 ■ A Away 
 N Neutral

Average RPI Win:	201	WON-LOST	WINNING	LAST 12	STRENGTH OF	OPP. STRENGTH	TEAM	ADJ.	CONF.	ADJ CONF.
Average RPI Loss:	101	RECORD	PCT. RANK	GAMES	SCHEDULE	OF SCHEDULE	RPI	RPI	RPI	RPI
DIV. I ONLY	22- 7	32	11- 1	182	117	67	67	16	16	
DIV. I NON-CONF.	7- 6	153	0- 0	163	22	105	105	15	15	
TOTALS	RPI 1-25	RPI 26-50	W-L RECORDS	RPI 51-100	RPI 101-150	RPI 150+				
22- 7	0- 1	1- 2	OVERALL	3- 1	2- 2	16- 1				
11- 1	0- 0	1- 0	HOME	1- 1	1- 0	8- 0				
10- 5	0- 1	0- 2	AWAY	2- 0	1- 1	7- 1				
1- 1	0- 0	0- 0	NEUTRAL	0- 0	0- 1	1- 0				
7- 6	0- 1	1- 2	NON-CONFERENCE	0- 0	2- 2	4- 1				
4- 0	0- 0	1- 0	HOME	0- 0	1- 0	2- 0				
2- 5	0- 1	0- 2	AWAY	0- 0	1- 1	1- 1				
1- 1	0- 0	0- 0	NEUTRAL	0- 0	0- 1	1- 0				
15- 1	0- 0	0- 0	CONFERENCE	3- 1	0- 0	12- 0				
7- 1	0- 0	0- 0	HOME	1- 1	0- 0	6- 0				
8- 0	0- 0	0- 0	AWAY	2- 0	0- 0	6- 0				
0- 0	0- 0	0- 0	NEUTRAL	0- 0	0- 0	0- 0				

RPI 1-25				RPI 26-50				RPI 51-100				Team's RPI: 67		RPI 101+			
RPI	S	Opponent	Score	RPI	S	Opponent	Score	RPI	S	Opponent	Score			RPI	S	Opponent	Score
14	A	St. John's (NY)	38 75	41	A	West Virginia	53 78	85	A	Albany (NY)	58 54			109	H	Providence	65 62
				43	H	Marist	49 36	85	H	Albany (NY)	41 48			120	A	Harvard	57 62
				47	A	Richmond	60 72	91	A	Hartford	57 52			125	A	Yale	59 54
								91	H	Hartford	53 46			144	N	Coppin St.	44 59
														151	A	UMBC	59 53
														151	H	UMBC	61 56
														185	A	New Hampshire	63 52
														185	H	New Hampshire	79 39
														200	A	Boston College	70 62
														202	H	Northeastern	75 65
														208	N	Navy	48 46
														231	A	Binghamton	62 49
														231	H	Binghamton	60 48
														256	A	Massachusetts	49 55
														274	A	Vermont	61 60
														274	H	Vermont	72 64
														312	H	Rhode Island	71 44
														318	A	Maine	73 50
														318	H	Maine	75 34
														319	A	Stony Brook	69 34
														319	H	Stony Brook	56 31
LAST 12 Division I GAMES:																	
				91	A	Hartford	57 52	231	A	Binghamton	62 49						
				151	H	UMBC	61 56	274	H	Vermont	72 64						
				85	H	Albany (NY)	41 48	151	A	UMBC	59 53						
				185	A	New Hampshire	63 52	91	H	Hartford	53 46						
				319	H	Stony Brook	56 31	185	H	New Hampshire	79 39						
				318	A	Maine	73 50	85	A	Albany (NY)	58 54						

Non-Div I Games:

Boston U.

■ Loss, 
 ■ Non-Conf, S Site, 
 ■ Home 
 ■ Away 
 N Neutral

## Bowling Green

Through Games Of Sunday, February 26, 2012

Average RPI Win:	211	WON-LOST	WINNING	LAST 12	STRENGTH OF	OPP. STRENGTH	TEAM	ADJ.	CONF.	ADJ CONF.
Average RPI Loss:	96	RECORD	PCT. RANK	GAMES	SCHEDULE	OF SCHEDULE	RPI	RPI	RPI	RPI
DIV. I ONLY	22- 5	22	10- 2	229	123	59	59	12	12	
DIV. I NON-CONF.	9- 3	61	0- 0	257	106	94	94	13	13	
TOTALS	RPI 1-25	RPI 26-50	W-L RECORDS	RPI 51-100	RPI 101-150	RPI 150+				
22- 5	0- 0	0- 2	OVERALL	3- 2	1- 0	18- 1				
13- 1	0- 0	0- 1	HOME	2- 0	0- 0	11- 0				
9- 4	0- 0	0- 1	AWAY	1- 2	1- 0	7- 1				
0- 0	0- 0	0- 0	NEUTRAL	0- 0	0- 0	0- 0				
9- 3	0- 0	0- 2	NON-CONFERENCE	0- 1	1- 0	8- 0				
5- 1	0- 0	0- 1	HOME	0- 0	0- 0	5- 0				
4- 2	0- 0	0- 1	AWAY	0- 1	1- 0	3- 0				
0- 0	0- 0	0- 0	NEUTRAL	0- 0	0- 0	0- 0				
13- 2	0- 0	0- 0	CONFERENCE	3- 1	0- 0	10- 1				
8- 0	0- 0	0- 0	HOME	2- 0	0- 0	6- 0				
5- 2	0- 0	0- 0	AWAY	1- 1	0- 0	4- 1				
0- 0	0- 0	0- 0	NEUTRAL	0- 0	0- 0	0- 0				

RPI S	Opponent	Score	RPI S	Opponent	Score	RPI S	Opponent	Score	RPI S	Opponent	Score
30	H Purdue	53 54	30	H Purdue	53 54	58	H Eastern Mich.	70 54	127	A Detroit	57 49
40	A Dayton	38 69	40	A Dayton	38 69	79	A Creighton	47 49	167	A Central Mich.	77 72
						81	A Toledo	50 52	178	A Colorado St.	70 57
						93	A Miami (OH)	61 58	192	H Northern Ill.	57 47
						93	H Miami (OH)	64 55	204	A Akron	60 55
									204	H Akron	62 58
									211	H Butler	71 61
									213	A Buffalo	79 59
									213	H Buffalo	62 52
									232	A Wyoming	60 53
									234	H Western Ky.	86 62
									240	A Youngstown St.	73 61
									251	A Ohio	56 60
									251	H Ohio	61 49
									270	A Ball St.	63 52
									282	H Austin Peay	72 38
									284	H Jacksonville	83 53
									298	H Kent St.	76 57
									299	H Western Mich.	67 56
									303	H Evansville	71 54
LAST 12 Division I GAMES:											
93	H Miami (OH)	64 55	192	H Northern Ill.	57 47						
251	A Ohio	56 60	167	A Central Mich.	77 72						
204	A Akron	60 55	270	A Ball St.	63 52						
213	H Buffalo	62 52	58	H Eastern Mich.	70 54						
81	A Toledo	50 52	93	A Miami (OH)	61 58						
299	H Western Mich.	67 56	213	A Buffalo	79 59						

Non-Div I Games: Madonna 91 41

Bowling Green

■ Loss, 
 ■ Non-Conf, S Site, 
 ■ Home 
 ■ Away 
 N Neutral

Average RPI Win: <b>191</b>	WON-LOST	WINNING	LAST 12	STRENGTH OF	OPP. STRENGTH	TEAM	ADJ.	CONF.	ADJ CONF.
Average RPI Loss: <b>132</b>	RECORD	PCT. RANK	GAMES	SCHEDULE	OF SCHEDULE	RPI	RPI	RPI	RPI
DIV. I ONLY	<b>14- 14</b>	<b>163</b>	<b>4- 8</b>	<b>138</b>	<b>128</b>	<b>165</b>	<b>165</b>	<b>10</b>	<b>10</b>
DIV. I NON-CONF.	<b>9- 3</b>	<b>61</b>	<b>0- 0</b>	<b>78</b>	<b>294</b>	<b>72</b>	<b>72</b>	<b>10</b>	<b>10</b>
TOTALS	RPI 1-25	RPI 26-50	W-L RECORDS	RPI 51-100	RPI 101-150	RPI 150+			
14- 14	0- 0	1- 1	OVERALL	0- 4	3- 5	10- 4			
7- 7	0- 0	1- 1	HOME	0- 2	3- 2	3- 2			
6- 6	0- 0	0- 0	AWAY	0- 2	0- 2	6- 2			
1- 1	0- 0	0- 0	NEUTRAL	0- 0	0- 1	1- 0			
9- 3	0- 0	1- 0	NON-CONFERENCE	0- 0	1- 2	7- 1			
3- 2	0- 0	1- 0	HOME	0- 0	1- 1	1- 1			
5- 0	0- 0	0- 0	AWAY	0- 0	0- 0	5- 0			
1- 1	0- 0	0- 0	NEUTRAL	0- 0	0- 1	1- 0			
5- 11	0- 0	0- 1	CONFERENCE	0- 4	2- 3	3- 3			
4- 5	0- 0	0- 1	HOME	0- 2	2- 1	2- 1			
1- 6	0- 0	0- 0	AWAY	0- 2	0- 2	1- 2			
0- 0	0- 0	0- 0	NEUTRAL	0- 0	0- 0	0- 0			

RPI S	Opponent	Score	RPI S	Opponent	Score	RPI S	Opponent	Score	RPI S	Opponent	Score	Team's RPI: 165
36	H Iowa	96 88	79	A Creighton	68 <b>72</b>	105	H Wichita St.	58 <b>71</b>				
44	H Missouri St.	70 <b>79</b>	79	H Creighton	59 <b>68</b>	110	H Eastern Ill.	58 <b>59</b>				
			92	A Illinois St.	63 <b>82</b>	129	N Stetson	63 <b>73</b>				
			92	H Illinois St.	65 <b>67</b>	137	A Indiana St.	60 <b>77</b>				
						137	H Indiana St.	79 58				
						139	H Northern Colo.	59 49				
						140	A UNI	57 <b>71</b>				
						140	H UNI	75 61				
						154	A Drake	62 <b>77</b>				
						154	H Drake	65 <b>77</b>				
						166	A SIU Edwardsville	66 60				
						167	A Central Mich.	86 79				
						190	A Winthrop	71 61				
						192	A Northern Ill.	50 45				
						211	A Butler	71 63				
						223	N Niagara	68 43				
						227	H Milwaukee	67 <b>71</b>				
						254	H Western Ill.	93 64				
						259	A Southern Ill.	72 59				
						259	H Southern Ill.	66 50				
						303	A Evansville	59 <b>71</b>				
						303	H Evansville	82 64				
LAST 12 Division I GAMES:												
79	H Creighton	59 <b>68</b>	303	H Evansville	82 64							
154	H Drake	65 <b>77</b>	79	A Creighton	68 <b>72</b>							
140	H UNI	75 61	154	A Drake	62 <b>77</b>							
92	A Illinois St.	63 <b>82</b>	140	A UNI	57 <b>71</b>							
137	A Indiana St.	60 <b>77</b>	137	H Indiana St.	79 58							
259	H Southern Ill.	66 50	92	H Illinois St.	65 <b>67</b>							

Non-Div I Games:

Bradley

■ Loss, 
 ■ Non-Conf, 
 ■ S Site, 
 ■ Home 
 ■ A Away 
 N Neutral

Average RPI Win: <b>244</b>	WON-LOST	WINNING	LAST 12	STRENGTH OF	OPP. STRENGTH	TEAM	ADJ.	CONF.	ADJ CONF.
Average RPI Loss: <b>181</b>	RECORD	PCT. RANK	GAMES	SCHEDULE	OF SCHEDULE	RPI	RPI	RPI	RPI
DIV. I ONLY	15- 10	109	7- 5	332	227	209	209	20	20
DIV. I NON-CONF.	8- 5	107	0- 1	322	306	224	224	18	18
TOTALS	RPI 1-25	RPI 26-50	W-L RECORDS	RPI 51-100	RPI 101-150	RPI 150+			
15- 10	0- 0	0- 1	OVERALL	1- 0	3- 3	11- 6			
7- 5	0- 0	0- 0	HOME	1- 0	2- 2	4- 3			
7- 5	0- 0	0- 1	AWAY	0- 0	1- 1	6- 3			
1- 0	0- 0	0- 0	NEUTRAL	0- 0	0- 0	1- 0			
8- 5	0- 0	0- 0	NON-CONFERENCE	1- 0	1- 1	6- 4			
4- 3	0- 0	0- 0	HOME	1- 0	1- 1	2- 2			
3- 2	0- 0	0- 0	AWAY	0- 0	0- 0	3- 2			
1- 0	0- 0	0- 0	NEUTRAL	0- 0	0- 0	1- 0			
7- 5	0- 0	0- 1	CONFERENCE	0- 0	2- 2	5- 2			
3- 2	0- 0	0- 0	HOME	0- 0	1- 1	2- 1			
4- 3	0- 0	0- 1	AWAY	0- 0	1- 1	3- 1			
0- 0	0- 0	0- 0	NEUTRAL	0- 0	0- 0	0- 0			

B  
r  
o  
w  
nB  
r  
o  
w  
n

RPI 1-25			RPI 26-50			RPI 51-100			RPI 101+ Team's RPI: 209		
RPI	S	Opponent	Score	RPI	S	Opponent	Score	RPI	S	Opponent	Score
				34	A	Princeton	45 <b>57</b>	85	H	Albany (NY)	65 53
								101	H	Fairfield	55 <b>63</b>
								109	H	Providence	70 57
								120	A	Harvard	57 <b>65</b>
								120	H	Harvard	58 55
								125	A	Yale	60 55
								125	H	Yale	65 <b>75</b>
								169	H	Holy Cross	74 <b>81</b>
								185	H	New Hampshire	57 <b>62</b>
								238	A	Bryant	49 <b>64</b>
								242	A	Cornell	50 <b>51</b>
								242	H	Cornell	60 49
								248	A	Penn	59 55
								271	A	San Jose St.	61 47
								274	H	Vermont	61 57
								276	A	Dartmouth	74 50
								276	H	Dartmouth	52 <b>57</b>
								303	N	Evansville	55 47
								312	A	Rhode Island	53 40
								312	H	Rhode Island	66 54
								318	A	Maine	61 59
								323	A	NJIT	66 <b>70</b>
								333	A	Columbia	75 63
								333	H	Columbia	72 63
LAST 12 Division I GAMES:											
333	A	Columbia	75 63	248	A	Penn	59 55				
242	A	Cornell	50 <b>51</b>	34	A	Princeton	45 <b>57</b>				
276	H	Dartmouth	52 <b>57</b>	120	A	Harvard	57 <b>65</b>				
120	H	Harvard	58 55	276	A	Dartmouth	74 50				
242	H	Cornell	60 49	125	A	Yale	60 55				
333	H	Columbia	72 63	169	H	Holy Cross	74 <b>81</b>				

Non-Div I Games: Dominican (CA) 66 45

Brown

■ Loss, 
 ■ Non-Conf, S Site, 
 ■ Home 
 ■ Away 
 N Neutral

Average RPI Win: <b>256</b>	WON-LOST	WINNING	LAST 12	STRENGTH OF	OPP. STRENGTH	TEAM	ADJ.	CONF.	ADJ CONF.
Average RPI Loss: <b>166</b>	RECORD	PCT. RANK	GAMES	SCHEDULE	OF SCHEDULE	RPI	RPI	RPI	RPI
DIV. I ONLY	<b>13- 15</b>	<b>186</b>	<b>3- 9</b>	<b>311</b>	<b>224</b>	<b>238</b>	<b>238</b>	<b>15</b>	<b>15</b>
DIV. I NON-CONF.	<b>7- 4</b>	<b>99</b>	<b>0- 0</b>	<b>342</b>	<b>285</b>	<b>261</b>	<b>261</b>	<b>22</b>	<b>22</b>
TOTALS	RPI 1-25	RPI 26-50	W-L RECORDS	RPI 51-100	RPI 101-150	RPI 150+			
13- 15	0- 0	0- 0	OVERALL	0- 4	1- 2	12- 9			
7- 6	0- 0	0- 0	HOME	0- 2	1- 0	6- 4			
6- 9	0- 0	0- 0	AWAY	0- 2	0- 2	6- 5			
0- 0	0- 0	0- 0	NEUTRAL	0- 0	0- 0	0- 0			
7- 4	0- 0	0- 0	NON-CONFERENCE	0- 0	0- 0	7- 4			
4- 1	0- 0	0- 0	HOME	0- 0	0- 0	4- 1			
3- 3	0- 0	0- 0	AWAY	0- 0	0- 0	3- 3			
0- 0	0- 0	0- 0	NEUTRAL	0- 0	0- 0	0- 0			
6- 11	0- 0	0- 0	CONFERENCE	0- 4	1- 2	5- 5			
3- 5	0- 0	0- 0	HOME	0- 2	1- 0	2- 3			
3- 6	0- 0	0- 0	AWAY	0- 2	0- 2	3- 2			
0- 0	0- 0	0- 0	NEUTRAL	0- 0	0- 0	0- 0			

RPI 1-25			RPI 26-50			RPI 51-100			RPI 101+			Team's RPI: 238					
RPI	S	Opponent	Score	RPI	S	Opponent	Score	RPI	S	Opponent	Score	RPI	S	Opponent	Score		
								68	A	Quinnipiac	56	67	119	A	LIU Brooklyn	41	50
								68	H	Quinnipiac	47	84	150	A	Robert Morris	68	72
								71	A	Sacred Heart	64	79	150	H	Robert Morris	75	71
								71	H	Sacred Heart	67	74	156	H	Monmouth	55	49
													161	A	Saint Francis (PA)	73	85
													161	H	Saint Francis (PA)	57	52
													169	A	Holy Cross	62	82
													193	A	Mt. St. Mary's	61	66
													193	H	Mt. St. Mary's	63	71
													200	A	Boston College	42	68
													209	H	Brown	64	49
													217	A	Central Conn. St.	68	62
													217	H	Central Conn. St.	62	75
													235	H	Fairleigh Dickinson	43	54
													237	H	Iona	53	66
													255	H	Army	64	54
													276	A	Dartmouth	63	45
													307	A	Colgate	76	74
													308	H	Lafayette	56	48
													312	H	Rhode Island	75	62
													318	A	Maine	65	53
													324	A	St. Francis (NY)	55	45
													333	A	Columbia	74	77
													334	A	Wagner	71	67
LAST 12 Division I GAMES:																	
				193	H	Mt. St. Mary's	63	71		324	A	St. Francis (NY)	55	45			
				150	A	Robert Morris	68	72		235	H	Fairleigh Dickinson	43	54			
				161	A	Saint Francis (PA)	73	85		156	H	Monmouth	55	49			
				71	H	Sacred Heart	67	74		217	H	Central Conn. St.	62	75			
				71	A	Sacred Heart	64	79		68	H	Quinnipiac	47	84			
				119	A	LIU Brooklyn	41	50		334	A	Wagner	71	67			

Non-Div I Games:

Bryant

Average RPI Win: <b>264</b>	WON-LOST	WINNING	LAST 12	STRENGTH OF	OPP. STRENGTH	TEAM	ADJ.	CONF.	ADJ CONF.
Average RPI Loss: <b>203</b>	RECORD	PCT. RANK	GAMES	SCHEDULE	OF SCHEDULE	RPI	RPI	RPI	RPI
DIV. I ONLY	5- 24	320	3- 9	287	292	328	328	28	28
DIV. I NON-CONF.	2- 13	317	0- 0	298	262	335	335	29	29
TOTALS	RPI 1-25	RPI 26-50	W-L RECORDS	RPI 51-100	RPI 101-150	RPI 150+			
5- 24	0- 1	0- 1	OVERALL	0- 0	0- 3	5- 19			
3- 11	0- 1	0- 0	HOME	0- 0	0- 2	3- 8			
2- 13	0- 0	0- 1	AWAY	0- 0	0- 1	2- 11			
0- 0	0- 0	0- 0	NEUTRAL	0- 0	0- 0	0- 0			
2- 13	0- 1	0- 1	NON-CONFERENCE	0- 0	0- 1	2- 10			
2- 5	0- 1	0- 0	HOME	0- 0	0- 1	2- 3			
0- 8	0- 0	0- 1	AWAY	0- 0	0- 0	0- 7			
0- 0	0- 0	0- 0	NEUTRAL	0- 0	0- 0	0- 0			
3- 11	0- 0	0- 0	CONFERENCE	0- 0	0- 2	3- 9			
1- 6	0- 0	0- 0	HOME	0- 0	0- 1	1- 5			
2- 5	0- 0	0- 0	AWAY	0- 0	0- 1	2- 4			
0- 0	0- 0	0- 0	NEUTRAL	0- 0	0- 0	0- 0			

RPI 1-25				RPI 26-50				RPI 51-100				RPI 101+ Team's RPI: 328			
RPI	S	Opponent	Score	RPI	S	Opponent	Score	RPI	S	Opponent	Score	RPI	S	Opponent	Score
19	H	Penn St.	54 <b>78</b>	41	A	West Virginia	30 <b>72</b>					122	A	American	45 <b>71</b>
												122	H	American	59 <b>62</b>
												125	H	Yale	48 <b>69</b>
												161	A	Saint Francis (PA)	53 <b>70</b>
												169	A	Holy Cross	53 <b>70</b>
												169	H	Holy Cross	38 <b>49</b>
												180	A	Lehigh	62 <b>56</b>
												180	H	Lehigh	38 <b>53</b>
												193	A	Mt. St. Mary's	46 <b>58</b>
												201	H	Fordham	49 <b>39</b>
												208	A	Navy	51 <b>60</b>
												208	H	Navy	49 <b>50</b>
												213	A	Buffalo	57 <b>63</b>
												223	A	Niagara	55 <b>61</b>
												224	H	Canisius	47 <b>55</b>
												240	H	Youngstown St.	56 <b>57</b>
												242	A	Cornell	45 <b>65</b>
												255	A	Army	56 <b>60</b>
												255	H	Army	64 <b>67</b>
												277	A	Rider	43 <b>63</b>
												292	H	Morgan St.	52 <b>54</b>
												307	A	Colgate	66 <b>73</b>
												307	H	Colgate	67 <b>45</b>
												308	A	Lafayette	65 <b>54</b>
												308	H	Lafayette	45 <b>49</b>
												323	A	NJIT	53 <b>54</b>
LAST 12 Division I GAMES:															
208	A	Navy	51 <b>60</b>	255	A	Army	56 <b>60</b>								
122	H	American	59 <b>62</b>	208	H	Navy	49 <b>50</b>								
169	H	Holy Cross	38 <b>49</b>	122	A	American	45 <b>71</b>								
180	A	Lehigh	62 <b>56</b>	169	A	Holy Cross	53 <b>70</b>								
308	A	Lafayette	65 <b>54</b>	180	H	Lehigh	38 <b>53</b>								
307	H	Colgate	67 <b>45</b>	308	H	Lafayette	45 <b>49</b>								

Non-Div I Games:

Bucknell

■ Loss, 
 ■ Non-Conf, S Site, 
 ■ Home 
 ■ Away 
 N Neutral



RPI S Opponent Score

RPI	S	Opponent	Score
325	H	Saint Peter's	46 35

B  
u  
c  
k  
n  
e  
l  
l

B  
u  
c  
k  
n  
e  
l  
l

Bucknell

Average RPI Win: <b>260</b>	WON-LOST	WINNING	LAST 12	STRENGTH OF	OPP. STRENGTH	TEAM	ADJ.	CONF.	ADJ CONF.
Average RPI Loss: <b>119</b>	RECORD	PCT. RANK	GAMES	SCHEDULE	OF SCHEDULE	RPI	RPI	RPI	RPI
DIV. I ONLY	9- 20	267	4- 8	78	183	213	213	12	12
DIV. I NON-CONF.	5- 9	237	0- 0	39	193	155	155	13	13
TOTALS	RPI 1-25	RPI 26-50	W-L RECORDS	RPI 51-100	RPI 101-150	RPI 150+			
9- 20	0- 2	0- 2	OVERALL	0- 9	0- 1	9- 6			
5- 7	0- 0	0- 0	HOME	0- 4	0- 1	5- 2			
3- 11	0- 2	0- 1	AWAY	0- 5	0- 0	3- 3			
1- 2	0- 0	0- 1	NEUTRAL	0- 0	0- 0	1- 1			
5- 9	0- 2	0- 2	NON-CONFERENCE	0- 3	0- 1	5- 1			
3- 1	0- 0	0- 0	HOME	0- 0	0- 1	3- 0			
1- 6	0- 2	0- 1	AWAY	0- 3	0- 0	1- 0			
1- 2	0- 0	0- 1	NEUTRAL	0- 0	0- 0	1- 1			
4- 11	0- 0	0- 0	CONFERENCE	0- 6	0- 0	4- 5			
2- 6	0- 0	0- 0	HOME	0- 4	0- 0	2- 2			
2- 5	0- 0	0- 0	AWAY	0- 2	0- 0	2- 3			
0- 0	0- 0	0- 0	NEUTRAL	0- 0	0- 0	0- 0			

RPI 1-25				RPI 26-50				RPI 51-100				RPI 101+ Team's RPI: 213			
RPI	S	Opponent	Score	RPI	S	Opponent	Score	RPI	S	Opponent	Score	RPI	S	Opponent	Score
3	A	Connecticut	34 <b>90</b>	40	N	Dayton	74 <b>94</b>	58	H	Eastern Mich.	54 <b>72</b>	134	H	Wright St.	54 <b>81</b>
23	A	St. Bonaventure	45 <b>76</b>	46	A	Iowa St.	45 <b>65</b>	59	A	Bowling Green	52 <b>62</b>	167	H	Central Mich.	60 <b>66</b>
								59	H	Bowling Green	59 <b>79</b>	192	A	Northern Ill.	62 46
								66	A	Howard	57 <b>81</b>	204	H	Akron	82 <b>91</b>
								75	A	Duquesne	46 <b>90</b>	223	A	Niagara	65 54
								81	H	Toledo	75 <b>77</b>	224	H	Canisius	62 57
								93	A	Miami (OH)	51 <b>72</b>	233	H	Oakland	69 65
								93	H	Miami (OH)	50 <b>66</b>	235	N	Fairleigh Dickinson	54 <b>63</b>
								94	A	Syracuse	59 <b>79</b>	251	A	Ohio	64 <b>73</b>
												251	H	Ohio	61 56
												270	A	Ball St.	61 37
												298	A	Kent St.	73 <b>85</b>
												298	H	Kent St.	85 72
												299	A	Western Mich.	92 <b>102</b>
												323	N	NJIT	66 53
												328	H	Bucknell	63 57
LAST 12 Division I GAMES:															
251	H	Ohio	61 56	299	A	Western Mich.	92 <b>102</b>	81	H	Toledo	75 <b>77</b>				
298	H	Kent St.	85 72					58	H	Eastern Mich.	54 <b>72</b>				
93	H	Miami (OH)	50 <b>66</b>					192	A	Northern Ill.	62 46				
59	A	Bowling Green	52 <b>62</b>					298	A	Kent St.	73 <b>85</b>				
167	H	Central Mich.	60 <b>66</b>					59	H	Bowling Green	59 <b>79</b>				
270	A	Ball St.	61 37												

Non-Div I Games:

Buffalo

■ Loss, 
 ■ Non-Conf, S Site, 
 ■ Home 
 ■ Away 
 N Neutral

Average RPI Win: <b>227</b>	WON-LOST	WINNING	LAST 12	STRENGTH OF	OPP. STRENGTH	TEAM	ADJ.	CONF.	ADJ CONF.
Average RPI Loss: <b>159</b>	RECORD	PCT. RANK	GAMES	SCHEDULE	OF SCHEDULE	RPI	RPI	RPI	RPI
DIV. I ONLY	<b>11- 15</b>	<b>216</b>	<b>6- 6</b>	<b>190</b>	<b>185</b>	<b>211</b>	<b>211</b>	<b>13</b>	<b>13</b>
DIV. I NON-CONF.	<b>3- 7</b>	<b>262</b>	<b>0- 0</b>	<b>217</b>	<b>161</b>	<b>274</b>	<b>274</b>	<b>17</b>	<b>17</b>
TOTALS	RPI 1-25	RPI 26-50	W-L RECORDS	RPI 51-100	RPI 101-150	RPI 150+			
11- 15	0- 0	0- 3	OVERALL	0- 1	1- 4	10- 7			
7- 3	0- 0	0- 1	HOME	0- 0	0- 0	7- 2			
3- 10	0- 0	0- 1	AWAY	0- 1	0- 3	3- 5			
1- 2	0- 0	0- 1	NEUTRAL	0- 0	1- 1	0- 0			
3- 7	0- 0	0- 1	NON-CONFERENCE	0- 1	1- 2	2- 3			
2- 1	0- 0	0- 0	HOME	0- 0	0- 0	2- 1			
0- 4	0- 0	0- 0	AWAY	0- 1	0- 1	0- 2			
1- 2	0- 0	0- 1	NEUTRAL	0- 0	1- 1	0- 0			
8- 8	0- 0	0- 2	CONFERENCE	0- 0	0- 2	8- 4			
5- 2	0- 0	0- 1	HOME	0- 0	0- 0	5- 1			
3- 6	0- 0	0- 1	AWAY	0- 0	0- 2	3- 3			
0- 0	0- 0	0- 0	NEUTRAL	0- 0	0- 0	0- 0			

RPI 1-25				RPI 26-50				RPI 51-100				RPI 101+				Team's RPI: 211	
RPI	S	Opponent	Score	RPI	S	Opponent	Score	RPI	S	Opponent	Score	RPI	S	Opponent	Score		
				27	A	Green Bay	53 78	59	A	Bowling Green	61 71	108	N	UNLV	39 62		
				27	H	Green Bay	36 60					120	N	Harvard	69 68		
				46	N	Iowa St.	44 64					127	A	Detroit	60 72		
												134	A	Wright St.	47 48		
												137	A	Indiana St.	46 49		
												163	A	Ill.-Chicago	42 77		
												163	H	Ill.-Chicago	51 48		
												165	H	Bradley	63 71		
												221	A	Loyola Chicago	60 57		
												221	H	Loyola Chicago	72 46		
												227	A	Milwaukee	52 54		
												227	H	Milwaukee	76 63		
												240	A	Youngstown St.	65 63		
												240	H	Youngstown St.	73 64		
												258	H	IUPUI	58 50		
												269	A	Cleveland St.	68 62		
												269	H	Cleveland St.	67 43		
												270	H	Ball St.	55 43		
												280	A	Valparaiso	53 58		
												280	H	Valparaiso	59 72		
												288	A	IPFW	60 68		
												317	A	Nevada	69 71		
LAST 12 Division I GAMES:																	
				27	A	Green Bay	53 78	269	A	Cleveland St.	68 62						
				227	A	Milwaukee	52 54	227	H	Milwaukee	76 63						
				163	H	Ill.-Chicago	51 48	27	H	Green Bay	36 60						
				221	H	Loyola Chicago	72 46	221	A	Loyola Chicago	60 57						
				280	H	Valparaiso	59 72	163	A	Ill.-Chicago	42 77						
				240	A	Youngstown St.	65 63	280	A	Valparaiso	53 58						

Non-Div I Games: Marian (IN) 74 39

Butler

■ Loss, 
 ■ Non-Conf, 
 ■ S Site, 
 ■ H Home 
 ■ A Away 
 N Neutral

CSU Bakersfield

Through Games Of Sunday, February 26, 2012

Average RPI Win:	254	WON-LOST	WINNING	LAST 12	STRENGTH OF	OPP. STRENGTH	TEAM	ADJ.	CONF.	ADJ CONF.
Average RPI Loss:	158	RECORD	PCT. RANK	GAMES	SCHEDULE	OF SCHEDULE	RPI	RPI	RPI	RPI
DIV. I ONLY	5- 21	312	3- 9	147	166	289	289	27	27	
DIV. I NON-CONF.	5- 21	298	3- 9	164	211	286	286	26	26	
TOTALS	RPI 1-25	RPI 26-50	W-L RECORDS	RPI 51-100	RPI 101-150	RPI 150+				
5- 21	0- 2	0- 1	OVERALL	0- 5	0- 2	5- 11				
3- 7	0- 0	0- 0	HOME	0- 2	0- 1	3- 4				
2- 11	0- 1	0- 1	AWAY	0- 2	0- 1	2- 6				
0- 3	0- 1	0- 0	NEUTRAL	0- 1	0- 0	0- 1				
5- 21	0- 2	0- 1	NON-CONFERENCE	0- 5	0- 2	5- 11				
3- 7	0- 0	0- 0	HOME	0- 2	0- 1	3- 4				
2- 11	0- 1	0- 1	AWAY	0- 2	0- 1	2- 6				
0- 3	0- 1	0- 0	NEUTRAL	0- 1	0- 0	0- 1				
0- 0	0- 0	0- 0	CONFERENCE	0- 0	0- 0	0- 0				
0- 0	0- 0	0- 0	HOME	0- 0	0- 0	0- 0				
0- 0	0- 0	0- 0	AWAY	0- 0	0- 0	0- 0				
0- 0	0- 0	0- 0	NEUTRAL	0- 0	0- 0	0- 0				

RPI 1-25				RPI 26-50				RPI 51-100				RPI 101+ Team's RPI: 289			
RPI	S	Opponent	Score	RPI	S	Opponent	Score	RPI	S	Opponent	Score	RPI	S	Opponent	Score
2	A	Stanford	48 90	26	A	California	56 86	56	H	Oregon St.	62 85	130	H	Pacific	73 96
8	N	Maryland	83 114					62	N	Texas Tech	63 81	146	A	FIU	59 82
								63	A	Fresno St.	59 88	152	H	Cal Poly	78 95
								72	A	San Diego	70 99	158	A	Montana	64 56
								100	H	San Diego St.	60 74	164	A	Cal St. Northridge	52 54
												173	A	Santa Clara	87 93
												178	H	Colorado St.	63 65
												214	A	UC Santa Barbara	49 57
												222	H	UC Irvine	104 92
												244	A	Sacramento St.	84 87
												281	A	Cal St. Fullerton	71 63
												281	H	Cal St. Fullerton	58 67
												283	N	Prairie View	64 69
												302	H	Northern Ariz.	86 77
												309	A	UC Riverside	62 76
												309	H	UC Riverside	72 66
												317	H	Nevada	76 85
												335	A	Weber St.	72 85
LAST 12 Division I GAMES:															
302	H	Northern Ariz.	86 77	281	H	Cal St. Fullerton	58 67								
281	A	Cal St. Fullerton	71 63	317	H	Nevada	76 85								
214	A	UC Santa Barbara	49 57	100	H	San Diego St.	60 74								
152	H	Cal Poly	78 95	178	H	Colorado St.	63 65								
164	A	Cal St. Northridge	52 54	62	N	Texas Tech	63 81								
309	H	UC Riverside	72 66	72	A	San Diego	70 99								

Non-Div I Games: Southern Ore. 111 66

CSU Bakersfield

Loss, Non-Conf, S Site, H Home A Away N Neutral

Average RPI Win:	241	WON-LOST	WINNING	LAST 12	STRENGTH OF	OPP. STRENGTH	TEAM	ADJ.	CONF.	ADJ CONF.
Average RPI Loss:	137	RECORD	PCT. RANK	GAMES	SCHEDULE	OF SCHEDULE	RPI	RPI	RPI	RPI
DIV. I ONLY	15- 12	142	9- 3	186	241	152	152	21	21	
DIV. I NON-CONF.	4- 9	256	1- 0	132	185	206	206	19	19	
TOTALS	RPI 1-25	RPI 26-50	W-L RECORDS	RPI 51-100	RPI 101-150	RPI 150+				
15- 12	0- 0	0- 0	OVERALL	0- 5	2- 3	13- 4				
9- 3	0- 0	0- 0	HOME	0- 1	2- 1	7- 1				
6- 9	0- 0	0- 0	AWAY	0- 4	0- 2	6- 3				
0- 0	0- 0	0- 0	NEUTRAL	0- 0	0- 0	0- 0				
4- 9	0- 0	0- 0	NON-CONFERENCE	0- 5	0- 3	4- 1				
2- 2	0- 0	0- 0	HOME	0- 1	0- 1	2- 0				
2- 7	0- 0	0- 0	AWAY	0- 4	0- 2	2- 1				
0- 0	0- 0	0- 0	NEUTRAL	0- 0	0- 0	0- 0				
11- 3	0- 0	0- 0	CONFERENCE	0- 0	2- 0	9- 3				
7- 1	0- 0	0- 0	HOME	0- 0	2- 0	5- 1				
4- 2	0- 0	0- 0	AWAY	0- 0	0- 0	4- 2				
0- 0	0- 0	0- 0	NEUTRAL	0- 0	0- 0	0- 0				

RPI 1-25			RPI 26-50			RPI 51-100			RPI 101+			Team's RPI: 152
RPI	S	Opponent	Score	RPI	S	Opponent	Score	RPI	S	Opponent	Score	
								53	A	St. Mary's (CA)	62	65
								63	H	Fresno St.	76	79
								71	A	Sacred Heart	69	89
								72	A	San Diego	52	69
								100	A	San Diego St.	78	79

Non-Div I Games:

Cal Poly

Average RPI Win:	244	WON-LOST	WINNING	LAST 12	STRENGTH OF	OPP. STRENGTH	TEAM	ADJ.	CONF.	ADJ CONF.
Average RPI Loss:	186	RECORD	PCT. RANK	GAMES	SCHEDULE	OF SCHEDULE	RPI	RPI	RPI	RPI
DIV. I ONLY	11- 16	228	4- 8	330	175	281	281	21	21	
DIV. I NON-CONF.	7- 6	153	1- 1	336	164	243	243	19	19	
TOTALS	RPI 1-25	RPI 26-50	W-L RECORDS	RPI 51-100	RPI 101-150	RPI 150+				
11- 16	0- 1	0- 0	OVERALL	0- 1	2- 3	9- 11				
6- 7	0- 1	0- 0	HOME	0- 0	1- 2	5- 4				
5- 8	0- 0	0- 0	AWAY	0- 1	1- 1	4- 6				
0- 1	0- 0	0- 0	NEUTRAL	0- 0	0- 0	0- 1				
7- 6	0- 1	0- 0	NON-CONFERENCE	0- 1	1- 0	6- 4				
3- 2	0- 1	0- 0	HOME	0- 0	1- 0	2- 1				
4- 3	0- 0	0- 0	AWAY	0- 1	0- 0	4- 2				
0- 1	0- 0	0- 0	NEUTRAL	0- 0	0- 0	0- 1				
4- 10	0- 0	0- 0	CONFERENCE	0- 0	1- 3	3- 7				
3- 5	0- 0	0- 0	HOME	0- 0	0- 2	3- 3				
1- 5	0- 0	0- 0	AWAY	0- 0	1- 1	0- 4				
0- 0	0- 0	0- 0	NEUTRAL	0- 0	0- 0	0- 0				

RPI 1-25				RPI 26-50				RPI 51-100				RPI 101+ Team's RPI: 281			
RPI	S	Opponent	Score	RPI	S	Opponent	Score	RPI	S	Opponent	Score	RPI	S	Opponent	Score
24	H	Gonzaga	60 73					70	A	Arizona St.	49 63	117	A	UC Davis	58 50
												117	H	UC Davis	55 57
												130	A	Pacific	67 72
												130	H	Pacific	64 69
												131	H	Pepperdine	65 51
												152	A	Cal Poly	48 66
												152	H	Cal Poly	69 76
												164	H	Cal St. Northridge	56 62
												188	A	SMU	63 75
												214	A	UC Santa Barbara	39 52
												214	H	UC Santa Barbara	37 39
												222	A	UC Irvine	68 73
												222	H	UC Irvine	58 44
												244	A	Sacramento St.	81 64
												257	H	Loyola Marymount	79 52
												260	H	Long Beach St.	74 53
												267	A	San Francisco	55 50
												271	A	San Jose St.	81 65
												289	A	CSU Bakersfield	67 58
												289	H	CSU Bakersfield	63 71
												300	N	Tennessee St.	48 61
												302	A	Northern Ariz.	54 64
												309	A	UC Riverside	65 69
												309	H	UC Riverside	66 43
												317	H	Nevada	76 74
LAST 12 Division I GAMES:															
222	H	UC Irvine	58 44	117	H	UC Davis	55 57								
309	H	UC Riverside	66 43	260	H	Long Beach St.	74 53								
289	H	CSU Bakersfield	63 71	164	H	Cal St. Northridge	56 62								
152	A	Cal Poly	48 66	309	A	UC Riverside	65 69								
214	A	UC Santa Barbara	39 52	222	A	UC Irvine	68 73								
130	H	Pacific	64 69	289	A	CSU Bakersfield	67 58								

Non-Div I Games:

Cal St. Fullerton

■ Loss, 
 ■ Non-Conf, S Site, 
 ■ Home 
 ■ Away 
 N Neutral

Average RPI Win: <b>223</b>	WON-LOST	WINNING	LAST 12	STRENGTH OF	OPP. STRENGTH	TEAM	ADJ.	CONF.	ADJ CONF.
Average RPI Loss: <b>149</b>	RECORD	PCT. RANK	GAMES	SCHEDULE	OF SCHEDULE	RPI	RPI	RPI	RPI
DIV. I ONLY	<b>16- 12</b>	<b>126</b>	<b>8- 4</b>	<b>261</b>	<b>144</b>	<b>164</b>	<b>164</b>	<b>21</b>	<b>21</b>
DIV. I NON-CONF.	<b>6- 7</b>	<b>181</b>	<b>1- 0</b>	<b>267</b>	<b>64</b>	<b>209</b>	<b>209</b>	<b>19</b>	<b>19</b>
TOTALS	RPI 1-25	RPI 26-50	W-L RECORDS	RPI 51-100	RPI 101-150	RPI 150+			
16- 12	0- 0	1- 0	OVERALL	0- 3	3- 3	12- 6			
9- 4	0- 0	1- 0	HOME	0- 1	2- 0	6- 3			
7- 8	0- 0	0- 0	AWAY	0- 2	1- 3	6- 3			
0- 0	0- 0	0- 0	NEUTRAL	0- 0	0- 0	0- 0			
6- 7	0- 0	1- 0	NON-CONFERENCE	0- 3	0- 2	5- 2			
4- 2	0- 0	1- 0	HOME	0- 1	0- 0	3- 1			
2- 5	0- 0	0- 0	AWAY	0- 2	0- 2	2- 1			
0- 0	0- 0	0- 0	NEUTRAL	0- 0	0- 0	0- 0			
10- 5	0- 0	0- 0	CONFERENCE	0- 0	3- 1	7- 4			
5- 2	0- 0	0- 0	HOME	0- 0	2- 0	3- 2			
5- 3	0- 0	0- 0	AWAY	0- 0	1- 1	4- 2			
0- 0	0- 0	0- 0	NEUTRAL	0- 0	0- 0	0- 0			

RPI S	Opponent	Score	RPI S	Opponent	Score	RPI S	Opponent	Score	RPI S	Opponent	Score	Team's RPI: 164
41	H West Virginia	48 47	56	A Oregon St.	63 83	117	A UC Davis	53 55				
			63	H Fresno St.	61 70	117	H UC Davis	63 60				
			95	A Washington	67 73	130	A Pacific	72 68				
						130	H Pacific	63 56				
						131	A Pepperdine	64 68				
						136	A Oregon	75 79				
						152	A Cal Poly	56 70				
						152	H Cal Poly	79 77				
						173	H Santa Clara	72 90				
						182	A Portland	66 73				
						214	A UC Santa Barbara	44 61				
						214	H UC Santa Barbara	67 71				
						222	A UC Irvine	80 59				
						222	H UC Irvine	55 49				
						257	A Loyola Marymount	79 62				
						260	A Long Beach St.	57 50				
						260	H Long Beach St.	72 75				
						267	A San Francisco	67 59				
						271	H San Jose St.	85 55				
						281	A Cal St. Fullerton	62 56				
						289	H CSU Bakersfield	54 52				
						307	H Colgate	71 60				
						309	A UC Riverside	64 58				
						309	H UC Riverside	63 55				
LAST 12 Division I GAMES:												
152	A Cal Poly	56 70	309	A UC Riverside	64 58							
214	A UC Santa Barbara	44 61	289	H CSU Bakersfield	54 52							
117	H UC Davis	63 60	281	A Cal St. Fullerton	62 56							
130	H Pacific	63 56	214	H UC Santa Barbara	67 71							
260	H Long Beach St.	72 75	152	H Cal Poly	79 77							
222	A UC Irvine	80 59	130	A Pacific	72 68							

Non-Div I Games:

Cal St. Northridge

■ Loss, 
 ■ Non-Conf, S Site, 
 ■ Home 
 ■ Away 
 N Neutral

## California

Through Games Of Sunday, February 26, 2012

Average RPI Win:	131	WON-LOST	WINNING	LAST 12	STRENGTH OF	OPP. STRENGTH	TEAM	ADJ.	CONF.	ADJ CONF.
Average RPI Loss:	29	RECORD	PCT. RANK	GAMES	SCHEDULE	OF SCHEDULE	RPI	RPI	RPI	RPI
DIV. I ONLY	22- 7	32	10- 2	56	17	26	26	4	4	
DIV. I NON-CONF.	9- 3	61	0- 0	110	20	68	68	5	5	
TOTALS	RPI 1-25	RPI 26-50	W-L RECORDS	RPI 51-100	RPI 101-150	RPI 150+				
22- 7	0- 3	2- 3	OVERALL	5- 1	9- 0	6- 0				
13- 2	0- 1	1- 1	HOME	2- 0	6- 0	4- 0				
8- 4	0- 2	0- 2	AWAY	3- 0	3- 0	2- 0				
1- 1	0- 0	1- 0	NEUTRAL	0- 1	0- 0	0- 0				
9- 3	0- 2	1- 0	NON-CONFERENCE	1- 1	2- 0	5- 0				
6- 1	0- 1	0- 0	HOME	0- 0	2- 0	4- 0				
2- 1	0- 1	0- 0	AWAY	1- 0	0- 0	1- 0				
1- 1	0- 0	1- 0	NEUTRAL	0- 1	0- 0	0- 0				
13- 4	0- 1	1- 3	CONFERENCE	4- 0	7- 0	1- 0				
7- 1	0- 0	1- 1	HOME	2- 0	4- 0	0- 0				
6- 3	0- 1	0- 2	AWAY	2- 0	3- 0	1- 0				
0- 0	0- 0	0- 0	NEUTRAL	0- 0	0- 0	0- 0				

RPI 1-25				RPI 26-50				Team's RPI: 26				RPI 51-100				RPI 101+			
RPI	S	Opponent	Score	RPI	S	Opponent	Score	RPI	S	Opponent	Score	RPI	S	Opponent	Score	RPI	S	Opponent	Score
2	A	Stanford	71 74	31	A	Southern California	54 74	53	A	St. Mary's (CA)	65 55	108	H	UNLV	70 48				
13	A	Rutgers	70 73	31	H	Southern California	75 76	55	N	Texas	60 61	111	H	Illinois	80 56				
22	H	Ohio St.	75 77	48	A	UCLA	55 60	56	A	Oregon St.	75 68	114	A	Utah	63 56				
				48	H	UCLA	67 58	56	H	Oregon St.	73 56	114	H	Utah	60 46				
				49	N	Virginia	59 50	70	A	Arizona St.	67 62	116	A	Colorado	68 55				
								95	H	Washington	71 47	116	H	Colorado	64 43				
												123	H	Washington St.	60 55				
												136	A	Oregon	83 71				
												136	H	Oregon	90 67				
												157	A	Arizona	78 74				
												173	H	Santa Clara	75 58				
												244	H	Sacramento St.	85 61				
												245	A	Hawaii	69 54				
												276	H	Dartmouth	80 39				
												289	H	CSU Bakersfield	86 56				
LAST 12 Division I GAMES:																			
				116	H	Colorado	64 43	70	A	Arizona St.	67 62								
				114	H	Utah	60 46	157	A	Arizona	78 74								
				56	A	Oregon St.	75 68	2	A	Stanford	71 74								
				136	A	Oregon	83 71	123	H	Washington St.	60 55								
				31	H	Southern California	75 76	95	H	Washington	71 47								
				48	H	UCLA	67 58	114	A	Utah	63 56								

Non-Div I Games:

California

■ Loss, 
 ■ Non-Conf, 
 ■ S Site, 
 ■ Home 
 ■ A Away 
 N Neutral



Average RPI Win:	269	WON-LOST	WINNING	LAST 12	STRENGTH OF	OPP. STRENGTH	TEAM	ADJ.	CONF.	ADJ CONF.
Average RPI Loss:	163	RECORD	PCT. RANK	GAMES	SCHEDULE	OF SCHEDULE	RPI	RPI	RPI	RPI
DIV. I ONLY	13- 11	147	6- 6	258	334	186	186	26	26	
DIV. I NON-CONF.	5- 4	134	0- 0	315	331	192	192	28	28	
TOTALS	RPI 1-25	RPI 26-50	W-L RECORDS	RPI 51-100	RPI 101-150	RPI 150+				
13- 11	0- 0	0- 0	OVERALL	0- 1	0- 3	13- 7				
7- 3	0- 0	0- 0	HOME	0- 0	0- 1	7- 2				
4- 8	0- 0	0- 0	AWAY	0- 1	0- 2	4- 5				
2- 0	0- 0	0- 0	NEUTRAL	0- 0	0- 0	2- 0				
5- 4	0- 0	0- 0	NON-CONFERENCE	0- 1	0- 1	5- 2				
2- 0	0- 0	0- 0	HOME	0- 0	0- 0	2- 0				
1- 4	0- 0	0- 0	AWAY	0- 1	0- 1	1- 2				
2- 0	0- 0	0- 0	NEUTRAL	0- 0	0- 0	2- 0				
8- 7	0- 0	0- 0	CONFERENCE	0- 0	0- 2	8- 5				
5- 3	0- 0	0- 0	HOME	0- 0	0- 1	5- 2				
3- 4	0- 0	0- 0	AWAY	0- 0	0- 1	3- 3				
0- 0	0- 0	0- 0	NEUTRAL	0- 0	0- 0	0- 0				

RPI 1-25				RPI 26-50				RPI 51-100				RPI 101+				Team's RPI: 186	
RPI	S	Opponent	Score	RPI	S	Opponent	Score	RPI	S	Opponent	Score	RPI	S	Opponent	Score		
								82	A	UNC Wilmington	73	79	106	A	Liberty	61	90
												106	H	Liberty	45	58	
												129	A	Stetson	55	70	
												153	A	High Point	65	77	
												153	H	High Point	89	68	
												179	A	Elon	88	89	
												190	A	Winthrop	73	83	
												190	H	Winthrop	66	67	
												205	A	Radford	70	80	
												205	H	Radford	59	64	
												212	A	Charleston So.	76	58	
												212	H	Charleston So.	70	56	
												228	H	Western Caro.	59	43	
												243	A	Georgia St.	56	70	
												253	A	Presbyterian	53	44	
												266	N	Eastern Ky.	64	52	
												278	H	Longwood	48	33	
												290	A	Coastal Caro.	47	38	
												290	H	Coastal Caro.	58	55	
												305	N	Bethune-Cookman	62	46	
												329	H	Gardner-Webb	62	52	
												338	H	UNC Asheville	82	62	
												341	A	N.C. Central	59	41	
LAST 12 Division I GAMES:																	
190	H	Winthrop	66	67	190	A	Winthrop	73	83								
212	A	Charleston So.	76	58	253	A	Presbyterian	53	44								
290	A	Coastal Caro.	47	38	290	H	Coastal Caro.	58	55								
153	H	High Point	89	68	212	H	Charleston So.	70	56								
205	H	Radford	59	64	153	A	High Point	65	77								
106	H	Liberty	45	58	106	A	Liberty	61	90								

Non-Div I Games: Montreat 75 58 Winston-Salem 72 60

Campbell

Loss, Non-Conf, S Site, H Home A Away N Neutral

Average RPI Win:	250	WON-LOST	WINNING	LAST 12	STRENGTH OF	OPP. STRENGTH	TEAM	ADJ.	CONF.	ADJ CONF.
Average RPI Loss:	150	RECORD	PCT. RANK	GAMES	SCHEDULE	OF SCHEDULE	RPI	RPI	RPI	RPI
DIV. I ONLY	12- 17	219	4- 8	209	225	224	224	22	22	
DIV. I NON-CONF.	6- 5	139	0- 0	150	187	133	133	21	21	
TOTALS	RPI 1-25	RPI 26-50	W-L RECORDS	RPI 51-100	RPI 101-150	RPI 150+				
12- 17	0- 2	0- 2	OVERALL	1- 2	0- 2	11- 9				
7- 7	0- 1	0- 1	HOME	1- 1	0- 1	6- 3				
5- 10	0- 1	0- 1	AWAY	0- 1	0- 1	5- 6				
0- 0	0- 0	0- 0	NEUTRAL	0- 0	0- 0	0- 0				
6- 5	0- 2	0- 0	NON-CONFERENCE	1- 2	0- 0	5- 1				
3- 2	0- 1	0- 0	HOME	1- 1	0- 0	2- 0				
3- 3	0- 1	0- 0	AWAY	0- 1	0- 0	3- 1				
0- 0	0- 0	0- 0	NEUTRAL	0- 0	0- 0	0- 0				
6- 12	0- 0	0- 2	CONFERENCE	0- 0	0- 2	6- 8				
4- 5	0- 0	0- 1	HOME	0- 0	0- 1	4- 3				
2- 7	0- 0	0- 1	AWAY	0- 0	0- 1	2- 5				
0- 0	0- 0	0- 0	NEUTRAL	0- 0	0- 0	0- 0				

RPI	S	Opponent	Score	RPI	S	Opponent	Score	RPI	S	Opponent	Score	RPI	S	Opponent	Score	Team's RPI: 224
22	A	Ohio St.	41 84	43	A	Marist	57 69	58	H	Eastern Mich.	53 65	101	A	Fairfield	43 55	
23	H	St. Bonaventure	58 74	43	H	Marist	52 81	85	H	Albany (NY)	64 60	101	H	Fairfield	51 63	
								89	A	Towson	50 64	181	A	Loyola Maryland	62 70	
												181	H	Loyola Maryland	65 55	
												183	A	Manhattan	51 73	
												183	H	Manhattan	40 50	
												213	A	Buffalo	57 62	
												215	A	Md.-East. Shore	45 43	
												223	A	Niagara	58 57	
												223	H	Niagara	60 66	
												237	A	Iona	67 77	
												237	H	Iona	85 74	
												242	H	Cornell	62 45	
												263	A	Siena	61 67	
												263	H	Siena	57 69	
												277	A	Rider	61 58	
												277	H	Rider	60 54	
												298	A	Kent St.	81 64	
												307	H	Colgate	63 42	
												325	A	Saint Peter's	51 66	
												325	H	Saint Peter's	59 54	
												328	A	Bucknell	55 47	
LAST 12 Division I GAMES:																
263	H	Siena	57 69	223	A	Niagara	58 57									
183	H	Manhattan	40 50	181	A	Loyola Maryland	62 70									
101	H	Fairfield	51 63	277	H	Rider	60 54									
43	H	Marist	52 81	181	H	Loyola Maryland	65 55									
325	A	Saint Peter's	51 66	237	A	Iona	67 77									
277	A	Rider	61 58	223	H	Niagara	60 66									

Non-Div I Games:

Canisius

■ Loss, 
 ■ Non-Conf, 
 ■ S Site, 
 ■ H Home 
 ■ A Away 
 N Neutral

Central Ark.

Average RPI Win: <b>214</b>	WON-LOST	WINNING	LAST 12	STRENGTH OF	OPP. STRENGTH	TEAM	ADJ.	CONF.	ADJ CONF.
Average RPI Loss: <b>133</b>	RECORD	PCT. RANK	GAMES	SCHEDULE	OF SCHEDULE	RPI	RPI	RPI	RPI
DIV. I ONLY	18- 5	28	11- 1	216	226	78	78	24	24
DIV. I NON-CONF.	6- 3	88	0- 0	205	80	121	121	27	27

TOTALS	RPI 1-25	RPI 26-50	W-L RECORDS	RPI 51-100	RPI 101-150	RPI 150+
18- 5	0- 1	0- 0	OVERALL	2- 1	1- 2	15- 1
11- 0	0- 0	0- 0	HOME	1- 0	1- 0	9- 0
5- 3	0- 0	0- 0	AWAY	1- 1	0- 1	4- 1
2- 2	0- 1	0- 0	NEUTRAL	0- 0	0- 1	2- 0
6- 3	0- 1	0- 0	NON-CONFERENCE	0- 1	1- 1	5- 0
4- 0	0- 0	0- 0	HOME	0- 0	1- 0	3- 0
0- 1	0- 0	0- 0	AWAY	0- 1	0- 0	0- 0
2- 2	0- 1	0- 0	NEUTRAL	0- 0	0- 1	2- 0
12- 2	0- 0	0- 0	CONFERENCE	2- 0	0- 1	10- 1
7- 0	0- 0	0- 0	HOME	1- 0	0- 0	6- 0
5- 2	0- 0	0- 0	AWAY	1- 0	0- 1	4- 1
0- 0	0- 0	0- 0	NEUTRAL	0- 0	0- 0	0- 0

RPI S	Opponent	Score	RPI S	Opponent	Score	RPI S	Opponent	Score	RPI S	Opponent	Score
21 N	Georgia Tech	61 <b>67</b>				62 A	Texas Tech	43 <b>76</b>	113 H	UT Martin	69 65
						99 A	McNeese St.	64 53	141 A	Stephen F. Austin	45 <b>54</b>
						99 H	McNeese St.	71 70	147 N	UMKC	60 <b>64</b>
									153 N	High Point	69 56
									160 H	Sam Houston St.	61 55
									171 A	Lamar	62 37
									171 H	Lamar	63 53
									175 H	Alabama	58 46
									206 H	Indiana	58 46
									216 A	Nicholls St.	66 59
									216 H	Nicholls St.	67 47
									226 H	Texas St.	81 75
									239 N	La.-Monroe	73 55
									296 A	Southeastern La.	53 <b>58</b>
									296 H	Southeastern La.	71 54
									314 A	Texas-Arlington	53 51
									330 A	Northwestern St.	67 61
									330 H	Northwestern St.	84 43
									337 H	Ark.-Pine Bluff	61 38

LAST 12 Division I GAMES:

296 A	Southeastern La.	53 <b>58</b>	330 A	Northwestern St.	67 61
216 H	Nicholls St.	67 47	99 H	McNeese St.	71 70
160 H	Sam Houston St.	61 55	296 H	Southeastern La.	71 54
99 A	McNeese St.	64 53	171 H	Lamar	63 53
226 H	Texas St.	81 75	216 A	Nicholls St.	66 59
314 A	Texas-Arlington	53 51	330 H	Northwestern St.	84 43

Non-Div I Games: Paul Quinn 92 35 Philander Smith 94 25 Central Baptist 79 48 Ecclesia 90 36 Central Ark.

Loss, Non-Conf, S Site, H Home A Away N Neutral

Average RPI Win:	263	WON-LOST	WINNING	LAST 12	STRENGTH OF	OPP. STRENGTH	TEAM	ADJ.	CONF.	ADJ CONF.
Average RPI Loss:	119	RECORD	PCT. RANK	GAMES	SCHEDULE	OF SCHEDULE	RPI	RPI	RPI	RPI
DIV. I ONLY	12- 16	213	5- 7	220	165	217	217	15	15	
DIV. I NON-CONF.	6- 5	139	0- 0	273	103	180	180	22	22	
TOTALS	RPI 1-25	RPI 26-50	W-L RECORDS	RPI 51-100	RPI 101-150	RPI 150+				
12- 16	0- 0	0- 1	OVERALL	0- 6	0- 4	12- 5				
7- 6	0- 0	0- 0	HOME	0- 2	0- 1	7- 3				
5- 9	0- 0	0- 1	AWAY	0- 3	0- 2	5- 2				
0- 1	0- 0	0- 0	NEUTRAL	0- 0	0- 1	0- 0				
6- 5	0- 0	0- 1	NON-CONFERENCE	0- 2	0- 1	6- 1				
5- 0	0- 0	0- 0	HOME	0- 0	0- 0	5- 0				
1- 4	0- 0	0- 1	AWAY	0- 2	0- 0	1- 1				
0- 1	0- 0	0- 0	NEUTRAL	0- 0	0- 1	0- 0				
6- 11	0- 0	0- 0	CONFERENCE	0- 4	0- 3	6- 4				
2- 6	0- 0	0- 0	HOME	0- 2	0- 1	2- 3				
4- 5	0- 0	0- 0	AWAY	0- 2	0- 2	4- 1				
0- 0	0- 0	0- 0	NEUTRAL	0- 0	0- 0	0- 0				

RPI S	Opponent	Score	RPI S	Opponent	Score	RPI S	Opponent	Score	RPI S	Opponent	Score	Team's RPI: 217
33	A James Madison	64 71	52	A Hofstra	60 67	112	N Auburn	40 49				
			68	A Quinnipiac	49 58	119	A LIU Brooklyn	43 57				
			68	H Quinnipiac	59 64	150	A Robert Morris	48 75				
			71	A Sacred Heart	57 63	150	H Robert Morris	72 86				
			71	H Sacred Heart	40 53	156	H Monmouth	56 59				
			91	A Hartford	56 65	161	A Saint Francis (PA)	83 86				
						161	H Saint Francis (PA)	47 57				
						169	H Holy Cross	63 54				
						185	H New Hampshire	83 44				
						193	A Mt. St. Mary's	73 63				
						200	A Boston College	49 57				
						235	H Fairleigh Dickinson	51 49				
						238	A Bryant	75 62				
						238	H Bryant	62 68				
						256	A Massachusetts	58 55				
						263	H Siena	51 47				
						312	H Rhode Island	50 45				
						318	H Maine	53 48				
						324	A St. Francis (NY)	67 51				
						334	A Wagner	69 57				
						334	H Wagner	79 66				
LAST 12 Division I GAMES:												
334	H Wagner	79 66	119	A LIU Brooklyn	43 57							
161	A Saint Francis (PA)	83 86	156	H Monmouth	56 59							
150	A Robert Morris	48 75	235	H Fairleigh Dickinson	51 49							
68	A Quinnipiac	49 58	238	A Bryant	75 62							
68	H Quinnipiac	59 64	71	A Sacred Heart	57 63							
324	A St. Francis (NY)	67 51	193	A Mt. St. Mary's	73 63							

Non-Div I Games:

Central Conn. St.

■ Loss, 
 ■ Non-Conf, 
 ■ S Site, 
 ■ H Home 
 ■ A Away 
 N Neutral

Average RPI Win: 216		WON-LOST	WINNING	LAST 12	STRENGTH OF	OPP. STRENGTH	TEAM	ADJ.	CONF.	ADJ CONF.
Average RPI Loss: 139		RECORD	PCT. RANK	GAMES	SCHEDULE	OF SCHEDULE	RPI	RPI	RPI	RPI
DIV. I ONLY		14- 14	163	5- 7	187	129	167	167	12	12
DIV. I NON-CONF.		7- 6	153	0- 0	179	125	141	141	13	13
TOTALS	RPI 1-25		RPI 26-50		W-L RECORDS	RPI 51-100	RPI 101-150		RPI 150+	
14- 14	0- 0		1- 0		OVERALL	0- 7	2- 2		11- 5	
5- 5	0- 0		1- 0		HOME	0- 3	0- 1		4- 1	
6- 7	0- 0		0- 0		AWAY	0- 2	2- 1		4- 4	
3- 2	0- 0		0- 0		NEUTRAL	0- 2	0- 0		3- 0	
7- 6	0- 0		1- 0		NON-CONFERENCE	0- 2	2- 2		4- 2	
1- 2	0- 0		1- 0		HOME	0- 0	0- 1		0- 1	
3- 2	0- 0		0- 0		AWAY	0- 0	2- 1		1- 1	
3- 2	0- 0		0- 0		NEUTRAL	0- 2	0- 0		3- 0	
7- 8	0- 0		0- 0		CONFERENCE	0- 5	0- 0		7- 3	
4- 3	0- 0		0- 0		HOME	0- 3	0- 0		4- 0	
3- 5	0- 0		0- 0		AWAY	0- 2	0- 0		3- 3	
0- 0	0- 0		0- 0		NEUTRAL	0- 0	0- 0		0- 0	

RPI 1-25				RPI 26-50				RPI 51-100				RPI 101+				Team's RPI: 167	
RPI	S	Opponent	Score	RPI	S	Opponent	Score	RPI	S	Opponent	Score	RPI	S	Opponent	Score		
				30	H	Purdue	75 62	58	A	Eastern Mich.	60 73	105	A	Wichita St.	58 49		
								59	H	Bowling Green	72 77	118	H	Northwestern	60 69		
								80	N	Hampton	51 77	134	A	Wright St.	65 60		
								81	A	Toledo	53 58	150	A	Robert Morris	55 64		
								81	H	Toledo	62 80	165	H	Bradley	79 86		
								87	N	South Fla.	80 86	191	A	Ole Miss	78 75		
								93	H	Miami (OH)	57 79	192	A	Northern Ill.	86 67		
												192	H	Northern Ill.	73 50		
												196	A	Pittsburgh	70 77		
												204	A	Akron	87 97		
												213	A	Buffalo	66 60		
												251	H	Ohio	67 53		
												252	N	Col. of Charleston	72 69		
												270	A	Ball St.	76 84		
												270	H	Ball St.	84 66		
												278	N	Longwood	70 59		
												298	A	Kent St.	64 67		
												299	A	Western Mich.	66 53		
												299	H	Western Mich.	93 85		
												321	N	Southeast Mo. St.	100 59		
LAST 12 Division I GAMES:																	
				299	A	Western Mich.	66 53	93	H	Miami (OH)	57 79						
				192	H	Northern Ill.	73 50	59	H	Bowling Green	72 77						
				270	A	Ball St.	76 84	251	H	Ohio	67 53						
				81	H	Toledo	62 80	298	A	Kent St.	64 67						
				213	A	Buffalo	66 60	58	A	Eastern Mich.	60 73						
				204	A	Akron	87 97	270	H	Ball St.	84 66						

Non-Div I Games:	Alas. Anchorage	90	84
------------------	-----------------	----	----

Central Mich.

Loss, Non-Conf, S Site, H Home A Away N Neutral

Average RPI Win: <b>260</b>	WON-LOST	WINNING	LAST 12	STRENGTH OF	OPP. STRENGTH	TEAM	ADJ.	CONF.	ADJ CONF.
Average RPI Loss: <b>172</b>	RECORD	PCT. RANK	GAMES	SCHEDULE	OF SCHEDULE	RPI	RPI	RPI	RPI
DIV. I ONLY	<b>13- 11</b>	<b>147</b>	<b>6- 6</b>	<b>319</b>	<b>268</b>	<b>212</b>	<b>212</b>	<b>26</b>	<b>26</b>
DIV. I NON-CONF.	<b>4- 4</b>	<b>161</b>	<b>0- 0</b>	<b>317</b>	<b>134</b>	<b>204</b>	<b>204</b>	<b>28</b>	<b>28</b>
TOTALS	RPI 1-25	RPI 26-50	W-L RECORDS	RPI 51-100	RPI 101-150	RPI 150+			
13- 11	0- 0	0- 1	OVERALL	0- 1	0- 2	13- 7			
8- 3	0- 0	0- 0	HOME	0- 1	0- 1	8- 1			
4- 8	0- 0	0- 0	AWAY	0- 0	0- 1	4- 6			
1- 0	0- 0	0- 0	NEUTRAL	0- 0	0- 0	1- 0			
4- 4	0- 0	0- 1	NON-CONFERENCE	0- 1	0- 0	4- 2			
1- 1	0- 0	0- 0	HOME	0- 1	0- 0	1- 0			
2- 3	0- 0	0- 1	AWAY	0- 0	0- 0	2- 2			
1- 0	0- 0	0- 0	NEUTRAL	0- 0	0- 0	1- 0			
9- 7	0- 0	0- 0	CONFERENCE	0- 0	0- 2	9- 5			
7- 2	0- 0	0- 0	HOME	0- 0	0- 1	7- 1			
2- 5	0- 0	0- 0	AWAY	0- 0	0- 1	2- 4			
0- 0	0- 0	0- 0	NEUTRAL	0- 0	0- 0	0- 0			

RPI 1-25			RPI 26-50			RPI 51-100			RPI 101+			Team's RPI: 212
RPI	S	Opponent	Score	RPI	S	Opponent	Score	RPI	S	Opponent	Score	
37	A	Florida	59 83	82	H	UNC Wilmington	70 72	106	A	Liberty	69 77	
								106	H	Liberty	64 79	
								153	A	High Point	58 84	
								153	H	High Point	77 72	
								186	A	Campbell	56 70	
								186	H	Campbell	58 76	
								190	H	Winthrop	83 78	
								198	H	Furman	80 78	
								205	A	Radford	66 73	
								205	H	Radford	79 69	
								228	A	Western Caro.	65 69	
								241	A	Clemson	82 77	
								252	A	Col. of Charleston	64 45	
								253	H	Presbyterian	76 67	
								261	A	South Carolina St.	65 68	
								290	A	Coastal Caro.	70 55	
								290	H	Coastal Caro.	69 66	
								318	N	Maine	78 63	
								329	A	Gardner-Webb	63 53	
								329	H	Gardner-Webb	86 66	
								338	A	UNC Asheville	68 75	
								338	H	UNC Asheville	88 70	
LAST 12 Division I GAMES:												
290	A	Coastal Caro.	70 55	338	H	UNC Asheville	88 70					
186	H	Campbell	58 76	290	H	Coastal Caro.	69 66					
153	H	High Point	77 72	153	A	High Point	58 84					
205	A	Radford	66 73	186	A	Campbell	56 70					
106	A	Liberty	69 77	106	H	Liberty	64 79					
329	H	Gardner-Webb	86 66	205	H	Radford	79 69					

Non-Div I Games: Southern Wesleyan 115 57 Voorhees 67 39 Bluefield Col. 81 43

Charleston So.

Average RPI Win: <b>196</b>	WON-LOST	WINNING	LAST 12	STRENGTH OF	OPP. STRENGTH	TEAM	ADJ.	CONF.	ADJ CONF.
Average RPI Loss: <b>80</b>	RECORD	PCT. RANK	GAMES	SCHEDULE	OF SCHEDULE	RPI	RPI	RPI	RPI
DIV. I ONLY	<b>16- 12</b>	<b>126</b>	<b>6- 6</b>	<b>121</b>	<b>96</b>	<b>115</b>	<b>115</b>	<b>9</b>	<b>9</b>
DIV. I NON-CONF.	<b>8- 6</b>	<b>128</b>	<b>0- 0</b>	<b>95</b>	<b>96</b>	<b>106</b>	<b>106</b>	<b>9</b>	<b>9</b>
TOTALS	RPI 1-25	RPI 26-50	W-L RECORDS	RPI 51-100	RPI 101-150	RPI 150+			
16- 12	0- 2	1- 2	OVERALL	1- 5	2- 2	12- 1			
10- 3	0- 1	1- 0	HOME	0- 2	1- 0	8- 0			
5- 7	0- 1	0- 1	AWAY	0- 3	1- 0	4- 1			
1- 2	0- 0	0- 1	NEUTRAL	1- 0	0- 1	0- 0			
8- 6	0- 1	0- 1	NON-CONFERENCE	1- 2	1- 2	6- 0			
5- 1	0- 0	0- 0	HOME	0- 1	0- 0	5- 0			
2- 3	0- 1	0- 0	AWAY	0- 1	1- 1	1- 0			
1- 2	0- 0	0- 1	NEUTRAL	1- 0	0- 1	0- 0			
8- 6	0- 1	1- 1	CONFERENCE	0- 3	1- 0	6- 1			
5- 2	0- 1	1- 0	HOME	0- 1	1- 0	3- 0			
3- 4	0- 0	0- 1	AWAY	0- 2	0- 0	3- 1			
0- 0	0- 0	0- 0	NEUTRAL	0- 0	0- 0	0- 0			

RPI 1-25				RPI 26-50				RPI 51-100				RPI 101+ Team's RPI: 115			
RPI	S	Opponent	Score	RPI	S	Opponent	Score	RPI	S	Opponent	Score	RPI	S	Opponent	Score
22	A	Ohio St.	58 <b>88</b>	37	N	Florida	73 <b>82</b>	51	A	Temple	55 <b>65</b>	107	A	VCU	68 58
23	H	St. Bonaventure	63 <b>68</b>	40	A	Dayton	68 <b>91</b>	61	H	Saint Joseph's	73 <b>85</b>	112	N	Auburn	58 <b>68</b>
				47	H	Richmond	77 62	75	A	Duquesne	53 <b>81</b>	119	A	LIU Brooklyn	72 <b>81</b>
								82	H	UNC Wilmington	73 <b>74</b>	145	H	La Salle	77 66
								85	N	Albany (NY)	61 59	179	H	Elon	89 58
								88	A	Florida St.	62 <b>64</b>	187	A	Xavier	58 54
												198	H	Furman	89 53
												201	A	Fordham	61 41
												207	A	Virginia Tech	71 65
												218	H	Arkansas St.	78 48
												235	A	George Washington	61 60
												249	A	Saint Louis	69 <b>70</b>
												249	H	Saint Louis	61 52
												253	H	Presbyterian	58 42
												256	H	Massachusetts	80 58
												262	H	N.C. A&T	87 63
												312	H	Rhode Island	72 35
LAST 12 Division I GAMES:															
47	H	Richmond	77 62	256	H	Massachusetts	80 58								
249	A	Saint Louis	69 <b>70</b>	51	A	Temple	55 <b>65</b>								
61	H	Saint Joseph's	73 <b>85</b>	201	A	Fordham	61 41								
75	A	Duquesne	53 <b>81</b>	23	H	St. Bonaventure	63 <b>68</b>								
40	A	Dayton	68 <b>91</b>	145	H	La Salle	77 66								
312	H	Rhode Island	72 35	235	A	George Washington	61 60								

Non-Div I Games:

Charlotte

■ Loss, 
 ■ Non-Conf, S Site, 
 ■ Home 
 ■ Away 
 N Neutral

## Chattanooga

Through Games Of Sunday, February 26, 2012

Average RPI Win: <b>227</b>	WON-LOST	WINNING	LAST 12	STRENGTH OF	OPP. STRENGTH	TEAM	ADJ.	CONF.	ADJ CONF.
Average RPI Loss: <b>84</b>	RECORD	PCT. RANK	GAMES	SCHEDULE	OF SCHEDULE	RPI	RPI	RPI	RPI
DIV. I ONLY	20- 8	58	8- 4	145	148	69	69	14	14
DIV. I NON-CONF.	5- 4	134	0- 0	32	26	64	64	20	20
TOTALS	RPI 1-25	RPI 26-50	W-L RECORDS	RPI 51-100	RPI 101-150	RPI 150+			
20- 8	0- 2	0- 0	OVERALL	1- 4	3- 1	16- 1			
12- 0	0- 0	0- 0	HOME	1- 0	2- 0	9- 0			
8- 6	0- 2	0- 0	AWAY	0- 2	1- 1	7- 1			
0- 2	0- 0	0- 0	NEUTRAL	0- 2	0- 0	0- 0			
5- 4	0- 2	0- 0	NON-CONFERENCE	0- 2	2- 0	3- 0			
3- 0	0- 0	0- 0	HOME	0- 0	1- 0	2- 0			
2- 2	0- 2	0- 0	AWAY	0- 0	1- 0	1- 0			
0- 2	0- 0	0- 0	NEUTRAL	0- 2	0- 0	0- 0			
15- 4	0- 0	0- 0	CONFERENCE	1- 2	1- 1	13- 1			
9- 0	0- 0	0- 0	HOME	1- 0	1- 0	7- 0			
6- 4	0- 0	0- 0	AWAY	0- 2	0- 1	6- 1			
0- 0	0- 0	0- 0	NEUTRAL	0- 0	0- 0	0- 0			

RPI 1-25				RPI 26-50				RPI 51-100 Team's RPI: 69				RPI 101+			
RPI	S	Opponent	Score	RPI	S	Opponent	Score	RPI	S	Opponent	Score	RPI	S	Opponent	Score
1	A	Baylor	31 <b>91</b>					74	N	Idaho St.	62 <b>65</b>	104	H	UAB	65 59
5	A	Tennessee	47 <b>90</b>					77	A	Appalachian St.	51 <b>62</b>	133	A	Samford	48 <b>58</b>
								86	A	Davidson	52 <b>56</b>	133	H	Samford	74 68
								86	H	Davidson	55 48	137	A	Indiana St.	75 54
								96	N	Cincinnati	50 <b>51</b>	179	A	Elon	59 46
												179	H	Elon	80 65
												198	A	Furman	61 <b>75</b>
												198	H	Furman	71 53
												228	A	Western Caro.	54 40
												228	H	Western Caro.	64 58
												247	H	Belmont	75 42
												252	A	Col. of Charleston	58 44
												252	H	Col. of Charleston	57 31
												272	A	East Tenn. St.	88 80
												273	H	Kennesaw St.	76 39
												293	A	Wofford	51 39
												293	H	Wofford	74 67
												294	A	Ga. Southern	66 60
												294	H	Ga. Southern	67 52
												297	A	UNC Greensboro	63 46
												297	H	UNC Greensboro	63 44
LAST 12 Division I GAMES:															
				86	H	Davidson	55 48					293	A	Wofford	51 39
				133	A	Samford	48 <b>58</b>					179	H	Elon	80 65
				228	A	Western Caro.	54 40					297	H	UNC Greensboro	63 44
				294	H	Ga. Southern	67 52					86	A	Davidson	52 <b>56</b>
				252	H	Col. of Charleston	57 31					77	A	Appalachian St.	51 <b>62</b>
				198	A	Furman	61 <b>75</b>					133	H	Samford	74 68

Non-Div I Games:

Chattanooga

■ Loss, 
 ■ Non-Conf, 
 ■ S Site, 
 ■ Home 
 ■ A Away 
 N Neutral



Average RPI Win:	322	WON-LOST	WINNING	LAST 12	STRENGTH OF	OPP. STRENGTH	TEAM	ADJ.	CONF.	ADJ CONF.
Average RPI Loss:	191	RECORD	PCT. RANK	GAMES	SCHEDULE	OF SCHEDULE	RPI	RPI	RPI	RPI
DIV. I ONLY	5- 21	312	4- 7	294	333	331	331	33	33	
DIV. I NON-CONF.	1- 16	336	0- 2	171	254	321	321	33	33	
TOTALS	RPI 1-25	RPI 26-50	W-L RECORDS	RPI 51-100	RPI 101-150	RPI 150+				
5- 21	0- 0	0- 1	OVERALL	0- 2	0- 4	5- 14				
4- 9	0- 0	0- 0	HOME	0- 1	0- 3	4- 5				
1- 10	0- 0	0- 1	AWAY	0- 1	0- 1	1- 7				
0- 2	0- 0	0- 0	NEUTRAL	0- 0	0- 0	0- 2				
1- 16	0- 0	0- 1	NON-CONFERENCE	0- 2	0- 4	1- 9				
1- 7	0- 0	0- 0	HOME	0- 1	0- 3	1- 3				
0- 7	0- 0	0- 1	AWAY	0- 1	0- 1	0- 4				
0- 2	0- 0	0- 0	NEUTRAL	0- 0	0- 0	0- 2				
4- 5	0- 0	0- 0	CONFERENCE	0- 0	0- 0	4- 5				
3- 2	0- 0	0- 0	HOME	0- 0	0- 0	3- 2				
1- 3	0- 0	0- 0	AWAY	0- 0	0- 0	1- 3				
0- 0	0- 0	0- 0	NEUTRAL	0- 0	0- 0	0- 0				

RPI 1-25	RPI 26-50	RPI 51-100	RPI 101+	Team's RPI: 331
RPI S Opponent Score	RPI S Opponent Score	RPI S Opponent Score	RPI S Opponent Score	Score
	30  Purdue 49  76	80  Hampton 39  66	137  Indiana St. 59  67	
		93  Miami (OH) 60  74	140  UNI 54  88	
			143  Seattle 38  80	
			143  Seattle 45  81	
			172  Rice 50  77	
			174 N Marshall 48  72	
			192  Northern Ill. 40  73	
			204  Akron 48  82	
			221  Loyola Chicago 34  77	
			225  North Dakota 46  80	
			225  North Dakota 68  77	
			227  Milwaukee 48  79	
			251  Ohio 37  65	
			259  Southern Ill. 54  76	
			264  Tex.-Pan American 39  43	
			264  Tex.-Pan American 52  59	
			266 N Eastern Ky. 56  67	
			299  Western Mich. 70 65	
			304  Utah Valley 61  74	
			304  Utah Valley 69 42	
			323  NJIT 86 70	
			342  Houston Baptist 79 66	
			342  Houston Baptist 63 41	
LAST 12 Division I GAMES:				
143  Seattle 45  81	225  North Dakota 68  77			
264  Tex.-Pan American 52  59	304  Utah Valley 69 42			
342  Houston Baptist 63 41	342  Houston Baptist 79 66			
304  Utah Valley 61  74	264  Tex.-Pan American 39  43			
225  North Dakota 46  80	143  Seattle 38  80			
323  NJIT 86 70	204  Akron 48  82			

Non-Div I Games: Ind.-Northwest 77 78 Trinity Int'l 85 54

Chicago St.

Loss, Non-Conf, S Site, Home Away N Neutral

Average RPI Win:	169	WON-LOST	WINNING	LAST 12	STRENGTH OF	OPP. STRENGTH	TEAM	ADJ.	CONF.	ADJ CONF.
Average RPI Loss:	57	RECORD	PCT. RANK	GAMES	SCHEDULE	OF SCHEDULE	RPI	RPI	RPI	RPI
DIV. I ONLY	15- 12	142	6- 6	79	34	96	96	2	2	
DIV. I NON-CONF.	9- 3	61	0- 0	235	140	82	82	2	2	
-----										
TOTALS	RPI 1-25	RPI 26-50	W-L RECORDS	RPI 51-100	RPI 101-150	RPI 150+				
15- 12	0- 6	1- 2	OVERALL	3- 2	3- 0	8- 2				
7- 6	0- 4	1- 1	HOME	0- 1	1- 0	5- 0				
5- 6	0- 2	0- 1	AWAY	1- 1	2- 0	2- 2				
3- 0	0- 0	0- 0	NEUTRAL	2- 0	0- 0	1- 0				
9- 3	0- 0	1- 0	NON-CONFERENCE	2- 1	0- 0	6- 2				
5- 0	0- 0	1- 0	HOME	0- 0	0- 0	4- 0				
1- 3	0- 0	0- 0	AWAY	0- 1	0- 0	1- 2				
3- 0	0- 0	0- 0	NEUTRAL	2- 0	0- 0	1- 0				
6- 9	0- 6	0- 2	CONFERENCE	1- 1	3- 0	2- 0				
2- 6	0- 4	0- 1	HOME	0- 1	1- 0	1- 0				
4- 3	0- 2	0- 1	AWAY	1- 0	2- 0	1- 0				
0- 0	0- 0	0- 0	NEUTRAL	0- 0	0- 0	0- 0				

RPI 1-25				RPI 26-50				RPI 51-100 Team's RPI: 96				RPI 101+			
RPI	S	Opponent	Score	RPI	S	Opponent	Score	RPI	S	Opponent	Score	RPI	S	Opponent	Score
3	A	Connecticut	37 80	35	A	Villanova	53 62	60	N	South Dakota St.	55 22	109	A	Providence	60 56
4	H	Notre Dame	50 76	40	H	Dayton	75 64	69	N	Chattanooga	51 50	135	A	Marquette	64 52
13	A	Rutgers	47 58	41	H	West Virginia	62 66	87	H	South Fla.	55 58	135	H	Marquette	60 46
14	H	St. John's (NY)	34 51					93	A	Miami (OH)	69 74	153	N	High Point	62 40
16	H	Georgetown	54 65					94	A	Syracuse	55 54	170	A	Seton Hall	54 48
18	H	Louisville	59 64									174	A	Marshall	47 55
												187	A	Xavier	60 69
												196	H	Pittsburgh	62 57
												207	A	Virginia Tech	66 55
												278	H	Longwood	70 54
												288	H	IPFW	74 42
												292	H	Morgan St.	64 60
												303	H	Evansville	64 34
LAST 12 Division I GAMES:															
		41	H	West Virginia	62	66				135	A	Marquette	64	52	
		135	H	Marquette	60	46				94	A	Syracuse	55	54	
		170	A	Seton Hall	54	48				35	A	Villanova	53	62	
		196	H	Pittsburgh	62	57				14	H	St. John's (NY)	34	51	
		109	A	Providence	60	56				3	A	Connecticut	37	80	
		16	H	Georgetown	54	65				4	H	Notre Dame	50	76	

Non-Div I Games: Indianapolis 43 50

Cincinnati

Average RPI Win:	196	WON-LOST	WINNING	LAST 12	STRENGTH OF	OPP. STRENGTH	TEAM	ADJ.	CONF.	ADJ CONF.
Average RPI Loss:	100	RECORD	PCT. RANK	GAMES	SCHEDULE	OF SCHEDULE	RPI	RPI	RPI	RPI
DIV. I ONLY	6- 21	304	1- 11	94	73	241	241	6	6	
DIV. I NON-CONF.	4- 7	229	0- 0	226	255	273	273	6	6	
TOTALS	RPI 1-25	RPI 26-50	W-L RECORDS	RPI 51-100	RPI 101-150	RPI 150+				
6- 21	0- 5	0- 3	OVERALL	2- 5	0- 3	4- 5				
3- 12	0- 3	0- 2	HOME	1- 3	0- 2	2- 2				
3- 9	0- 2	0- 1	AWAY	1- 2	0- 1	2- 3				
0- 0	0- 0	0- 0	NEUTRAL	0- 0	0- 0	0- 0				
4- 7	0- 0	0- 1	NON-CONFERENCE	1- 0	0- 3	3- 3				
3- 4	0- 0	0- 1	HOME	1- 0	0- 2	2- 1				
1- 3	0- 0	0- 0	AWAY	0- 0	0- 1	1- 2				
0- 0	0- 0	0- 0	NEUTRAL	0- 0	0- 0	0- 0				
2- 14	0- 5	0- 2	CONFERENCE	1- 5	0- 0	1- 2				
0- 8	0- 3	0- 1	HOME	0- 3	0- 0	0- 1				
2- 6	0- 2	0- 1	AWAY	1- 2	0- 0	1- 1				
0- 0	0- 0	0- 0	NEUTRAL	0- 0	0- 0	0- 0				

RPI 1-25				RPI 26-50				RPI 51-100				RPI 101+ Team's RPI: 241			
RPI	S	Opponent	Score	RPI	S	Opponent	Score	RPI	S	Opponent	Score	RPI	S	Opponent	Score
8	H	Maryland	61 91	32	H	South Carolina	48 65	83	A	North Carolina	52 47	104	H	UAB	36 51
9	H	Duke	37 81	49	A	Virginia	36 68	86	H	Davidson	72 62	109	A	Providence	63 73
11	A	Miami (FL)	47 68	49	H	Virginia	47 54	88	A	Florida St.	47 59	111	H	Illinois	50 61
21	A	Georgia Tech	50 62					88	H	Florida St.	52 74	198	A	Furman	68 67
21	H	Georgia Tech	54 63					97	A	Wake Forest	65 94	200	A	Boston College	53 56
								97	H	Wake Forest	51 63	207	A	Virginia Tech	55 51
								98	H	North Carolina St.	46 62	207	H	Virginia Tech	33 55
												212	H	Charleston So.	77 82
												233	A	Oakland	51 63
												261	H	South Carolina St.	83 38
												262	A	N.C. A&T	66 76
												341	H	N.C. Central	68 48
LAST 12 Division I GAMES:															
21	A	Georgia Tech	50 62	11	A	Miami (FL)	47 68								
88	H	Florida St.	52 74	207	A	Virginia Tech	55 51								
97	H	Wake Forest	51 63	21	H	Georgia Tech	54 63								
200	A	Boston College	53 56	9	H	Duke	37 81								
49	A	Virginia	36 68	97	A	Wake Forest	65 94								
8	H	Maryland	61 91	98	H	North Carolina St.	46 62								

Non-Div I Games:

Clemson

■ Loss, 
 ■ Non-Conf, 
 ■ S Site, 
 ■ H Home 
 ■ A Away 
 N Neutral

Average RPI Win:	252	WON-LOST	WINNING	LAST 12	STRENGTH OF	OPP. STRENGTH	TEAM	ADJ.	CONF.	ADJ CONF.
Average RPI Loss:	163	RECORD	PCT. RANK	GAMES	SCHEDULE	OF SCHEDULE	RPI	RPI	RPI	RPI
DIV. I ONLY	9- 18	260	3- 9	237	205	269	269	13	13	
DIV. I NON-CONF.	4- 6	212	0- 0	313	240	295	295	17	17	
TOTALS	RPI 1-25	RPI 26-50	W-L RECORDS	RPI 51-100	RPI 101-150	RPI 150+				
9- 18	0- 0	0- 2	OVERALL	0- 1	0- 5	9- 10				
4- 9	0- 0	0- 1	HOME	0- 0	0- 3	4- 5				
4- 9	0- 0	0- 1	AWAY	0- 1	0- 2	4- 5				
1- 0	0- 0	0- 0	NEUTRAL	0- 0	0- 0	1- 0				
4- 6	0- 0	0- 0	NON-CONFERENCE	0- 1	0- 1	4- 4				
2- 3	0- 0	0- 0	HOME	0- 0	0- 1	2- 2				
1- 3	0- 0	0- 0	AWAY	0- 1	0- 0	1- 2				
1- 0	0- 0	0- 0	NEUTRAL	0- 0	0- 0	1- 0				
5- 12	0- 0	0- 2	CONFERENCE	0- 0	0- 4	5- 6				
2- 6	0- 0	0- 1	HOME	0- 0	0- 2	2- 3				
3- 6	0- 0	0- 1	AWAY	0- 0	0- 2	3- 3				
0- 0	0- 0	0- 0	NEUTRAL	0- 0	0- 0	0- 0				

[illegible]

Non-Div I Games:	Lake Erie	62	48
------------------	-----------	----	----

Cleveland St.

Loss, Non-Conf, S Site, H Home A Away N Neutral

Average RPI Win:	248	WON-LOST	WINNING	LAST 12	STRENGTH OF	OPP. STRENGTH	TEAM	ADJ.	CONF.	ADJ CONF.
Average RPI Loss:	213	RECORD	PCT. RANK	GAMES	SCHEDULE	OF SCHEDULE	RPI	RPI	RPI	RPI
DIV. I ONLY	9- 12	213	4- 8	323	328	290	290	26	26	
DIV. I NON-CONF.	3- 2	117	0- 0	333	334	235	235	28	28	
TOTALS	RPI 1-25	RPI 26-50	W-L RECORDS	RPI 51-100	RPI 101-150	RPI 150+				
9- 12	0- 0	0- 0	OVERALL	0- 0	0- 2	9- 10				
8- 3	0- 0	0- 0	HOME	0- 0	0- 1	8- 2				
1- 8	0- 0	0- 0	AWAY	0- 0	0- 1	1- 7				
0- 1	0- 0	0- 0	NEUTRAL	0- 0	0- 0	0- 1				
3- 2	0- 0	0- 0	NON-CONFERENCE	0- 0	0- 0	3- 2				
2- 0	0- 0	0- 0	HOME	0- 0	0- 0	2- 0				
1- 1	0- 0	0- 0	AWAY	0- 0	0- 0	1- 1				
0- 1	0- 0	0- 0	NEUTRAL	0- 0	0- 0	0- 1				
6- 10	0- 0	0- 0	CONFERENCE	0- 0	0- 2	6- 8				
6- 3	0- 0	0- 0	HOME	0- 0	0- 1	6- 2				
0- 7	0- 0	0- 0	AWAY	0- 0	0- 1	0- 6				
0- 0	0- 0	0- 0	NEUTRAL	0- 0	0- 0	0- 0				

RPI 1-25			RPI 26-50			RPI 51-100			RPI 101+ Team's RPI: 290		
RPI	S	Opponent	Score	RPI	S	Opponent	Score	RPI	S	Opponent	Score
								106	A	Liberty	54 66
								106	H	Liberty	45 82
								153	A	High Point	65 80
								153	H	High Point	59 58
								186	A	Campbell	55 58
								186	H	Campbell	38 47
								190	H	Winthrop	58 54
								205	A	Radford	43 55
								205	H	Radford	58 56
								212	A	Charleston So.	66 69
								212	H	Charleston So.	55 70
								228	A	Western Caro.	66 56
								252	H	Col. of Charleston	59 36
								253	H	Presbyterian	52 49
								261	N	South Carolina St.	59 61
								265	A	North Florida	37 67
								287	H	S.C. Upstate	61 56
								329	A	Gardner-Webb	63 73
								329	H	Gardner-Webb	54 40
								338	A	UNC Asheville	60 69
								338	H	UNC Asheville	74 58
LAST 12 Division I GAMES:											
212	H	Charleston So.	55 70	329	H	Gardner-Webb	54 40				
153	H	High Point	59 58	212	A	Charleston So.	66 69				
186	H	Campbell	38 47	186	A	Campbell	55 58				
106	A	Liberty	54 66	153	A	High Point	65 80				
205	A	Radford	43 55	205	H	Radford	58 56				
338	H	UNC Asheville	74 58	106	H	Liberty	45 82				

Non-Div I Games: Southern Va. 83 68 St. Andrews 90 42 Converse 84 55 Coker 63 53 Coastal Caro.

Average RPI Win:	262	WON-LOST	WINNING	LAST 12	STRENGTH OF	OPP. STRENGTH	TEAM	ADJ.	CONF.	ADJ CONF.
Average RPI Loss:	138	RECORD	PCT. RANK	GAMES	SCHEDULE	OF SCHEDULE	RPI	RPI	RPI	RPI
DIV. I ONLY	7- 21	296	4- 8	113	192	252	252	14	14	
DIV. I NON-CONF.	1- 7	318	0- 0	34	52	244	244	20	20	
TOTALS	RPI 1-25	RPI 26-50	W-L RECORDS	RPI 51-100	RPI 101-150	RPI 150+				
7- 21	0- 2	0- 1	OVERALL	0- 7	0- 2	7- 9				
3- 10	0- 1	0- 0	HOME	0- 3	0- 1	3- 5				
4- 10	0- 1	0- 1	AWAY	0- 4	0- 1	4- 3				
0- 1	0- 0	0- 0	NEUTRAL	0- 0	0- 0	0- 1				
1- 7	0- 2	0- 1	NON-CONFERENCE	0- 1	0- 0	1- 3				
1- 2	0- 1	0- 0	HOME	0- 0	0- 0	1- 1				
0- 4	0- 1	0- 1	AWAY	0- 1	0- 0	0- 1				
0- 1	0- 0	0- 0	NEUTRAL	0- 0	0- 0	0- 1				
6- 14	0- 0	0- 0	CONFERENCE	0- 6	0- 2	6- 6				
2- 8	0- 0	0- 0	HOME	0- 3	0- 1	2- 4				
4- 6	0- 0	0- 0	AWAY	0- 3	0- 1	4- 2				
0- 0	0- 0	0- 0	NEUTRAL	0- 0	0- 0	0- 0				

RPI 1-25				RPI 26-50				RPI 51-100				RPI 101+ Team's RPI: 252			
RPI	S	Opponent	Score	RPI	S	Opponent	Score	RPI	S	Opponent	Score	RPI	S	Opponent	Score
3	H	Connecticut	24 72	32	A	South Carolina	40 59	69	A	Chattanooga	31 57	133	A	Samford	56 70
17	A	Georgia	48 73					69	H	Chattanooga	44 58	133	H	Samford	54 60
								73	A	Tulane	42 57	167	N	Central Mich.	69 72
								77	A	Appalachian St.	52 71	179	A	Elon	46 51
								77	H	Appalachian St.	41 50	179	H	Elon	50 63
								86	A	Davidson	39 56	198	A	Furman	68 61
								86	H	Davidson	23 46	198	H	Furman	51 60
												212	H	Charleston So.	45 64
												228	A	Western Caro.	45 59
												228	H	Western Caro.	54 39
												229	H	East Carolina	58 43
												290	A	Coastal Caro.	36 59
												293	A	Wofford	56 55
												293	H	Wofford	49 44
												294	A	Ga. Southern	47 44
												294	H	Ga. Southern	34 35
												297	A	UNC Greensboro	52 42
												297	H	UNC Greensboro	54 60
LAST 12 Division I GAMES:															
198	A	Furman	68 61	86	H	Davidson	23 46								
179	H	Elon	50 63	228	A	Western Caro.	45 59								
297	H	UNC Greensboro	54 60	294	A	Ga. Southern	47 44								
133	A	Samford	56 70	228	H	Western Caro.	54 39								
69	A	Chattanooga	31 57	293	A	Wofford	56 55								
77	H	Appalachian St.	41 50	294	H	Ga. Southern	34 35								

Non-Div I Games: Wingate

60 69

Col. of Charleston

Loss, 
Non-Conf, 
S Site, 
H Home
A Away 
N Neutral

Average RPI Win: <b>261</b>	WON-LOST	WINNING	LAST 12	STRENGTH OF	OPP. STRENGTH	TEAM	ADJ.	CONF.	ADJ CONF.
Average RPI Loss: <b>186</b>	RECORD	PCT. RANK	GAMES	SCHEDULE	OF SCHEDULE	RPI	RPI	RPI	RPI
DIV. I ONLY	8- 21	286	4- 8	238	297	307	307	28	28
DIV. I NON-CONF.	3- 12	293	0- 0	234	261	309	309	29	29
TOTALS	RPI 1-25	RPI 26-50	W-L RECORDS	RPI 51-100	RPI 101-150	RPI 150+			
8- 21	0- 1	0- 1	OVERALL	0- 3	0- 2	8- 14			
7- 6	0- 1	0- 0	HOME	0- 1	0- 1	7- 3			
1- 13	0- 0	0- 0	AWAY	0- 2	0- 1	1- 10			
0- 2	0- 0	0- 1	NEUTRAL	0- 0	0- 0	0- 1			
3- 12	0- 1	0- 1	NON-CONFERENCE	0- 3	0- 0	3- 7			
2- 4	0- 1	0- 0	HOME	0- 1	0- 0	2- 2			
1- 6	0- 0	0- 0	AWAY	0- 2	0- 0	1- 4			
0- 2	0- 0	0- 1	NEUTRAL	0- 0	0- 0	0- 1			
5- 9	0- 0	0- 0	CONFERENCE	0- 0	0- 2	5- 7			
5- 2	0- 0	0- 0	HOME	0- 0	0- 1	5- 1			
0- 7	0- 0	0- 0	AWAY	0- 0	0- 1	0- 6			
0- 0	0- 0	0- 0	NEUTRAL	0- 0	0- 0	0- 0			

RPI 1-25				RPI 26-50				RPI 51-100				RPI 101+ Team's RPI: 307			
RPI	S	Opponent	Score	RPI	S	Opponent	Score	RPI	S	Opponent	Score	RPI	S	Opponent	Score
23	H	St. Bonaventure	49 <b>68</b>	48	N	UCLA	48 <b>68</b>	71	H	Sacred Heart	51 <b>78</b>	122	A	American	47 <b>70</b>
								72	A	San Diego	73 <b>75</b>	122	H	American	43 <b>56</b>
								94	A	Syracuse	32 <b>83</b>	164	A	Cal St. Northridge	60 <b>71</b>
												169	A	Holy Cross	72 <b>74</b>
												169	H	Holy Cross	74 69
												180	A	Lehigh	82 <b>85</b>
												180	H	Lehigh	77 71
												208	A	Navy	52 <b>61</b>
												208	H	Navy	62 60
												223	H	Niagara	60 <b>61</b>
												224	A	Canisius	42 <b>63</b>
												237	H	Iona	75 50
												238	H	Bryant	74 <b>76</b>
												242	A	Cornell	56 <b>59</b>
												255	A	Army	47 <b>62</b>
												255	H	Army	54 <b>61</b>
												274	A	Vermont	49 <b>61</b>
												276	N	Dartmouth	50 <b>56</b>
												308	A	Lafayette	58 <b>66</b>
												308	H	Lafayette	69 60
												323	A	NJIT	54 44
												328	A	Bucknell	45 <b>67</b>
												328	H	Bucknell	73 66
												334	H	Wagner	71 59
LAST 12 Division I GAMES:															
169	A	Holy Cross	72 <b>74</b>	122	A	American	47 <b>70</b>								
308	H	Lafayette	69 60	169	H	Holy Cross	74 69								
208	H	Navy	62 60	308	A	Lafayette	58 <b>66</b>								
255	A	Army	47 <b>62</b>	208	A	Navy	52 <b>61</b>								
180	H	Lehigh	77 71	255	H	Army	54 <b>61</b>								
328	A	Bucknell	45 <b>67</b>	180	A	Lehigh	82 <b>85</b>								

Non-Div I Games:

Colgate

■ Loss, 
 ■ Non-Conf, S Site, 
 ■ Home 
 ■ Away 
 N Neutral

## Colorado

Through Games Of Sunday, February 26, 2012				STRENGTH OF		OPP. STRENGTH	TEAM	ADJ.	CONF.	ADJ CONF.
Average RPI Win:	198	WON-LOST	WINNING	LAST 12	SCHEDULE	OF SCHEDULE	RPI	RPI	RPI	RPI
Average RPI Loss:	59	RECORD	PCT. RANK	GAMES						
DIV. I ONLY	16- 11	114	3- 9	144	63	116	116	4	4	
DIV. I NON-CONF.	11- 0	1	0- 0	338	192	91	91	5	5	
TOTALS	RPI 1-25	RPI 26-50	W-L RECORDS	RPI 51-100	RPI 101-150	RPI 150+				
16- 11	0- 2	1- 3	OVERALL	1- 4	3- 2	11- 0				
9- 5	0- 1	1- 2	HOME	0- 1	1- 1	7- 0				
5- 6	0- 1	0- 1	AWAY	0- 3	2- 1	3- 0				
2- 0	0- 0	0- 0	NEUTRAL	1- 0	0- 0	1- 0				
11- 0	0- 0	0- 0	NON-CONFERENCE	1- 0	1- 0	9- 0				
7- 0	0- 0	0- 0	HOME	0- 0	1- 0	6- 0				
2- 0	0- 0	0- 0	AWAY	0- 0	0- 0	2- 0				
2- 0	0- 0	0- 0	NEUTRAL	1- 0	0- 0	1- 0				
5- 11	0- 2	1- 3	CONFERENCE	0- 4	2- 2	2- 0				
2- 5	0- 1	1- 2	HOME	0- 1	0- 1	1- 0				
3- 6	0- 1	0- 1	AWAY	0- 3	2- 1	1- 0				
0- 0	0- 0	0- 0	NEUTRAL	0- 0	0- 0	0- 0				

RPI 1-25				RPI 26-50				RPI 51-100				RPI 101+ Team's RPI: 116			
RPI	S	Opponent	Score	RPI	S	Opponent	Score	RPI	S	Opponent	Score	RPI	S	Opponent	Score
2	A	Stanford	46 68	26	A	California	43 64	56	A	Oregon St.	45 65	114	A	Utah	58 52
2	H	Stanford	54 80	26	H	California	55 68	70	A	Arizona St.	43 64	114	H	Utah	56 61
				31	H	Southern California	69 67	70	H	Arizona St.	47 60	123	A	Washington St.	57 56
				48	H	UCLA	54 62	79	N	Creighton	52 49	124	H	Denver	71 36
								95	A	Washington	67 75	136	A	Oregon	62 67
												155	H	Wisconsin	58 48
												157	A	Arizona	56 54
												157	H	Arizona	69 59
												178	A	Colorado St.	72 53
												264	N	Tex.-Pan American	67 49
												267	H	San Francisco	84 66
												279	H	Idaho	68 59
												280	H	Valparaiso	60 32
												302	H	Northern Ariz.	84 60
												326	A	A&M-Corpus Christi	71 58
												335	H	Weber St.	77 59
LAST 12 Division I GAMES:															
26	A	California	43 64	56	A	Oregon St.	45 65								
2	A	Stanford	46 68	48	H	UCLA	54 62								
114	H	Utah	56 61	31	H	Southern California	69 67								
70	H	Arizona St.	47 60	157	A	Arizona	56 54								
157	H	Arizona	69 59	70	A	Arizona St.	43 64								
136	A	Oregon	62 67	2	H	Stanford	54 80								

Non-Div I Games:

Colorado

■ Loss, 
 ■ Non-Conf, S Site, 
 ■ Home 
 ■ Away 
 N Neutral



Average RPI Win: <b>226</b>	WON-LOST	WINNING	LAST 12	STRENGTH OF	OPP. STRENGTH	TEAM	ADJ.	CONF.	ADJ CONF.
Average RPI Loss: <b>138</b>	RECORD	PCT. RANK	GAMES	SCHEDULE	OF SCHEDULE	RPI	RPI	RPI	RPI
DIV. I ONLY	12- 15	205	8- 4	119	214	178	178	23	23
DIV. I NON-CONF.	3- 11	290	0- 0	63	172	232	232	23	23
TOTALS	RPI 1-25	RPI 26-50	W-L RECORDS	RPI 51-100	RPI 101-150	RPI 150+			
12- 15	0- 0	0- 0	OVERALL	1- 5	1- 6	10- 4			
9- 3	0- 0	0- 0	HOME	1- 2	1- 1	7- 0			
3- 10	0- 0	0- 0	AWAY	0- 2	0- 5	3- 3			
0- 2	0- 0	0- 0	NEUTRAL	0- 1	0- 0	0- 1			
3- 11	0- 0	0- 0	NON-CONFERENCE	0- 4	0- 6	3- 1			
2- 3	0- 0	0- 0	HOME	0- 2	0- 1	2- 0			
1- 6	0- 0	0- 0	AWAY	0- 1	0- 5	1- 0			
0- 2	0- 0	0- 0	NEUTRAL	0- 1	0- 0	0- 1			
9- 4	0- 0	0- 0	CONFERENCE	1- 1	1- 0	7- 3			
7- 0	0- 0	0- 0	HOME	1- 0	1- 0	5- 0			
2- 4	0- 0	0- 0	AWAY	0- 1	0- 0	2- 3			
0- 0	0- 0	0- 0	NEUTRAL	0- 0	0- 0	0- 0			

RPI 1-25			RPI 26-50			RPI 51-100			RPI 101+			Team's RPI: 178
RPI	S	Opponent	Score	RPI	S	Opponent	Score	RPI	S	Opponent	Score	Score
						54 N Michigan St.	45 <b>72</b>	108 <b>H</b> UNLV			74 62	
						59 <b>H</b> Bowling Green	57 <b>70</b>	116 <b>H</b> Colorado			53 <b>72</b>	
						70 <b>H</b> Arizona St.	52 <b>56</b>	124 <b>A</b> Denver			61 <b>64</b>	
						81 <b>A</b> Toledo	51 <b>58</b>	132 <b>A</b> Montana St.			69 <b>87</b>	
						100 <b>A</b> San Diego St.	57 <b>66</b>	139 <b>A</b> Northern Colo.			60 <b>66</b>	
						100 <b>H</b> San Diego St.	68 65	140 <b>A</b> UNI			50 <b>61</b>	
								143 <b>A</b> Seattle			43 <b>61</b>	
								162 <b>H</b> Tulsa			87 68	
								176 <b>A</b> TCU			71 <b>79</b>	
								176 <b>H</b> TCU			61 59	
								206 N Indiana			39 <b>47</b>	
								225 <b>H</b> North Dakota			58 52	
								232 <b>A</b> Wyoming			62 <b>66</b>	
								232 <b>H</b> Wyoming			62 58	
								250 <b>A</b> Boise St.			60 52	
								250 <b>H</b> Boise St.			67 58	
								289 <b>A</b> CSU Bakersfield			65 63	
								294 <b>A</b> New Mexico			45 <b>53</b>	
								294 <b>H</b> New Mexico			61 54	
								311 <b>A</b> Air Force			77 39	
								311 <b>H</b> Air Force			73 39	
LAST 12 Division I GAMES:												
100 <b>H</b> San Diego St.			68 65	108 <b>H</b> UNLV			74 62					
294 <b>A</b> New Mexico			45 <b>53</b>	100 <b>A</b> San Diego St.			57 <b>66</b>					
232 <b>A</b> Wyoming			62 <b>66</b>	294 <b>H</b> New Mexico			61 54					
250 <b>H</b> Boise St.			67 58	232 <b>H</b> Wyoming			62 58					
176 <b>H</b> TCU			61 59	250 <b>A</b> Boise St.			60 52					
311 <b>A</b> Air Force			77 39	176 <b>A</b> TCU			71 <b>79</b>					

Non-Div I Games: Maryville (MO) 73 35

Colorado St.

■ Loss, 
 ■ Non-Conf, S Site, 
 ■ Home 
 ■ Away 
 N Neutral

Average RPI Win: <b>206</b>	WON-LOST	WINNING	LAST 12	STRENGTH OF	OPP. STRENGTH	TEAM	ADJ.	CONF.	ADJ CONF.
Average RPI Loss: <b>199</b>	RECORD	PCT. RANK	GAMES	SCHEDULE	OF SCHEDULE	RPI	RPI	RPI	RPI
DIV. I ONLY	3- 22	331	1- 11	228	300	333	333	20	20
DIV. I NON-CONF.	2- 12	313	0- 1	291	336	336	336	18	18
TOTALS	RPI 1-25	RPI 26-50	W-L RECORDS	RPI 51-100	RPI 101-150	RPI 150+			
3- 22	0- 0	0- 2	OVERALL	0- 2	1- 4	2- 14			
3- 11	0- 0	0- 1	HOME	0- 1	1- 1	2- 8			
0- 11	0- 0	0- 1	AWAY	0- 1	0- 3	0- 6			
0- 0	0- 0	0- 0	NEUTRAL	0- 0	0- 0	0- 0			
2- 12	0- 0	0- 0	NON-CONFERENCE	0- 2	0- 2	2- 8			
2- 5	0- 0	0- 0	HOME	0- 1	0- 0	2- 4			
0- 7	0- 0	0- 0	AWAY	0- 1	0- 2	0- 4			
0- 0	0- 0	0- 0	NEUTRAL	0- 0	0- 0	0- 0			
1- 10	0- 0	0- 2	CONFERENCE	0- 0	1- 2	0- 6			
1- 6	0- 0	0- 1	HOME	0- 0	1- 1	0- 4			
0- 4	0- 0	0- 1	AWAY	0- 0	0- 1	0- 2			
0- 0	0- 0	0- 0	NEUTRAL	0- 0	0- 0	0- 0			

RPI 1-25			RPI 26-50			RPI 51-100			RPI 101+			Team's RPI: 333			
RPI	S	Opponent	Score	RPI	S	Opponent	Score	RPI	S	Opponent	Score	RPI	S	Opponent	Score
				34	A	Princeton	35 94	71	A	Sacred Heart	42 60	101	A	Fairfield	44 54
				34	H	Princeton	46 86	72	H	San Diego	32 54	119	A	LIU Brooklyn	50 58
												120	H	Harvard	56 68
												125	A	Yale	59 73
												125	H	Yale	56 52
												209	A	Brown	63 72
												209	H	Brown	63 75
												235	A	Fairleigh Dickinson	51 71
												238	H	Bryant	77 74
												242	H	Cornell	44 54
												245	H	Hawaii	55 66
												248	A	Penn	50 75
												248	H	Penn	41 61
												255	H	Army	63 58
												260	H	Long Beach St.	61 70
												274	H	Vermont	52 63
												276	H	Dartmouth	44 59
												292	H	Morgan St.	66 70
												308	A	Lafayette	45 53
												324	A	St. Francis (NY)	44 48
												334	A	Wagner	54 66
LAST 12 Division I GAMES:															
				209	H	Brown	63 75					120	H	Harvard	56 68
				125	H	Yale	56 52					276	H	Dartmouth	44 59
				248	H	Penn	41 61					248	A	Penn	50 75
				34	H	Princeton	46 86					242	H	Cornell	44 54
				125	A	Yale	59 73					34	A	Princeton	35 94
				209	A	Brown	63 72					292	H	Morgan St.	66 70

Non-Div I Games:

Columbia

## Connecticut

Through Games Of Sunday, February 26, 2012

COMBINED				THROUGH GAMES OF SUNDAY, FEBRUARY 10, 1911						
Average RPI Win:	91	WON-LOST	WINNING	LAST 12	STRENGTH OF	OPP. STRENGTH	TEAM	ADJ.	CONF.	ADJ CONF.
Average RPI Loss:	6	RECORD	PCT. RANK	GAMES	SCHEDULE	OF SCHEDULE	RPI	RPI	RPI	RPI
DIV. I ONLY	26- 3	8	11- 1	6	11	3	3	2	2	
DIV. I NON-CONF.	13- 1	7	2- 0	4	12	2	2	2	2	
-----										
TOTALS	RPI 1-25	RPI 26-50		W-L RECORDS		RPI 51-100	RPI 101-150	RPI 150+		
26- 3	8- 3	3- 0		OVERALL		5- 0	4- 0	6- 0		
16- 1	4- 1	2- 0		HOME		4- 0	3- 0	3- 0		
10- 2	4- 2	1- 0		AWAY		1- 0	1- 0	3- 0		
0- 0	0- 0	0- 0		NEUTRAL		0- 0	0- 0	0- 0		
13- 1	4- 1	1- 0		NON-CONFERENCE		2- 0	2- 0	4- 0		
10- 0	2- 0	1- 0		HOME		2- 0	2- 0	3- 0		
3- 1	2- 1	0- 0		AWAY		0- 0	0- 0	1- 0		
0- 0	0- 0	0- 0		NEUTRAL		0- 0	0- 0	0- 0		
13- 2	4- 2	2- 0		CONFERENCE		3- 0	2- 0	2- 0		
6- 1	2- 1	1- 0		HOME		2- 0	1- 0	0- 0		
7- 1	2- 1	1- 0		AWAY		1- 0	1- 0	2- 0		
0- 0	0- 0	0- 0		NEUTRAL		0- 0	0- 0	0- 0		

RPI	S	Opponent	Score	RPI	S	Opponent	Score	RPI	S	Opponent	Score	RPI	S	Opponent	Score
1	A	Baylor	61 66	35	A	Villanova	72 49	83	H	North Carolina	86 35	101	H	Fairfield	93 40
2	H	Stanford	68 58	40	H	Dayton	78 38	87	H	South Fla.	77 62	109	H	Providence	96 35
4	A	Notre Dame	67 74	41	H	West Virginia	79 60	89	H	Towson	92 31	130	H	Pacific	112 53
6	H	Texas A&M	81 51					94	A	Syracuse	95 54	135	A	Marquette	85 45
9	A	Duke	61 45					96	H	Cincinnati	80 37	169	H	Holy Cross	77 37
13	H	Rutgers	66 34									170	A	Seton Hall	70 37
14	H	St. John's (NY)	56 57									196	A	Pittsburgh	86 37
15	A	Oklahoma	73 55									213	H	Buffalo	90 34
16	H	Georgetown	80 38									235	H	Fairleigh Dickinson	74 28
18	A	Louisville	56 46									252	A	Col. of Charleston	72 24
20	A	DePaul	88 44												
LAST 12 Division I GAMES:															
135	A	Marquette	85 45	13	H	Rutgers	66 34								
196	A	Pittsburgh	86 37	9	A	Duke	61 45								
14	H	St. John's (NY)	56 57	87	H	South Fla.	77 62								
15	A	Oklahoma	73 55	94	A	Syracuse	95 54								
16	H	Georgetown	80 38	20	A	DePaul	88 44								
18	A	Louisville	56 46	96	H	Cincinnati	80 37								

Non-Div I Games:

Connecticut

■ Loss, 
 ■ Non-Conf, S Site, 
 ■ Home 
 ■ Away 
 N Neutral

Average RPI Win: 243		WON-LOST	WINNING	LAST 12	STRENGTH OF	OPP. STRENGTH	TEAM	ADJ.	CONF.	ADJ CONF.
Average RPI Loss: 89		RECORD	PCT. RANK	GAMES	SCHEDULE	OF SCHEDULE	RPI	RPI	RPI	RPI
DIV. I ONLY		15- 11	123	10- 2	164	195	144	144	29	29
DIV. I NON-CONF.		4- 8	239	0- 0	70	47	162	162	25	25
TOTALS	RPI 1-25	RPI 26-50		W-L RECORDS		RPI 51-100	RPI 101-150	RPI 150+		
15- 11	0- 1	0- 0		OVERALL		2- 7	0- 2	13- 1		
7- 5	0- 1	0- 0		HOME		0- 3	0- 0	7- 1		
7- 6	0- 0	0- 0		AWAY		1- 4	0- 2	6- 0		
1- 0	0- 0	0- 0		NEUTRAL		1- 0	0- 0	0- 0		
4- 8	0- 1	0- 0		NON-CONFERENCE		1- 4	0- 2	3- 1		
1- 3	0- 1	0- 0		HOME		0- 1	0- 0	1- 1		
2- 5	0- 0	0- 0		AWAY		0- 3	0- 2	2- 0		
1- 0	0- 0	0- 0		NEUTRAL		1- 0	0- 0	0- 0		
11- 3	0- 0	0- 0		CONFERENCE		1- 3	0- 0	10- 0		
6- 2	0- 0	0- 0		HOME		0- 2	0- 0	6- 0		
5- 1	0- 0	0- 0		AWAY		1- 1	0- 0	4- 0		
0- 0	0- 0	0- 0		NEUTRAL		0- 0	0- 0	0- 0		

RPI 1-25				
RPI	S	Opponent	Score	
16	H	Georgetown	54	70
RPI 26-50				
RPI	S	Opponent	Score	
RPI 51-100				
RPI	S	Opponent	Score	
57	A	Oklahoma St.	35	59
66	A	Howard	52	63
66	H	Howard	49	50
67	N	Boston U.	59	44
80	A	Hampton	69	66
80	H	Hampton	50	76
89	H	Towson	59	61
94	A	Syracuse	50	56
97	A	Wake Forest	58	80
RPI 101+				
RPI	S	Opponent	Score	
107	A	VCU	66	74
150	A	Robert Morris	47	62
151	H	UMBC	68	60
161	H	Saint Francis (PA)	67	69
201	A	Fordham	61	60
215	H	Md.-East. Shore	54	47
261	A	South Carolina St.	57	39
262	H	N.C. A&T	85	63
278	A	Longwood	73	51
286	A	Norfolk St.	61	58
286	H	Norfolk St.	67	62
292	A	Morgan St.	80	77
292	H	Morgan St.	68	62
315	A	Savannah St.	71	45
320	H	Delaware St.	76	58
341	H	N.C. Central	84	44
Team's RPI: 144				
<u>LAST 12 Division I GAMES:</u>				
292	H	Morgan St.	68	62
66	H	Howard	49	50
215	H	Md.-East. Shore	54	47
320	H	Delaware St.	76	58
292	A	Morgan St.	80	77
286	A	Norfolk St.	61	58
80	A	Hampton	69	66
262	H	N.C. A&T	85	63
341	H	N.C. Central	84	44
286	H	Norfolk St.	67	62
80	H	Hampton	50	76
261	A	South Carolina St.	57	39

Non-Div I Games:	Cheyney	94	39
------------------	---------	----	----

Coppin St.

Loss, Non-Conf, S Site, H Home A Away N Neutral

Average RPI Win:	269	WON-LOST	WINNING	LAST 12	STRENGTH OF	OPP. STRENGTH	TEAM	ADJ.	CONF.	ADJ CONF.
Average RPI Loss:	151	RECORD	PCT. RANK	GAMES	SCHEDULE	OF SCHEDULE	RPI	RPI	RPI	RPI
DIV. I ONLY	9- 14	241	5- 6	223	263	242	242	20	20	
DIV. I NON-CONF.	4- 8	239	0- 0	295	301	294	294	18	18	
TOTALS	RPI 1-25	RPI 26-50	W-L RECORDS	RPI 51-100	RPI 101-150	RPI 150+				
9- 14	0- 0	0- 2	OVERALL	0- 2	0- 3	9- 7				
5- 6	0- 0	0- 1	HOME	0- 1	0- 2	5- 2				
4- 8	0- 0	0- 1	AWAY	0- 1	0- 1	4- 5				
0- 0	0- 0	0- 0	NEUTRAL	0- 0	0- 0	0- 0				
4- 8	0- 0	0- 0	NON-CONFERENCE	0- 2	0- 0	4- 6				
2- 3	0- 0	0- 0	HOME	0- 1	0- 0	2- 2				
2- 5	0- 0	0- 0	AWAY	0- 1	0- 0	2- 4				
0- 0	0- 0	0- 0	NEUTRAL	0- 0	0- 0	0- 0				
5- 6	0- 0	0- 2	CONFERENCE	0- 0	0- 3	5- 1				
3- 3	0- 0	0- 1	HOME	0- 0	0- 2	3- 0				
2- 3	0- 0	0- 1	AWAY	0- 0	0- 1	2- 1				
0- 0	0- 0	0- 0	NEUTRAL	0- 0	0- 0	0- 0				

RPI S	Opponent	Score	RPI S	Opponent	Score	RPI S	Opponent	Score	RPI S	Opponent	Score	Team's RPI: 242
34	A Princeton	35 64	34	H Princeton	39 75	58	H Eastern Mich.	52 54	120	H Harvard	57 67	
						90	A South Dakota	56 79	125	A Yale	73 86	
									125	H Yale	58 69	
									183	A Manhattan	49 73	
									185	H New Hampshire	62 63	
									201	A Fordham	40 39	
									209	A Brown	49 60	
									209	H Brown	51 50	
									220	A William & Mary	54 85	
									224	A Canisius	45 62	
									231	H Binghamton	48 61	
									248	A Penn	67 53	
									248	H Penn	45 42	
									269	A Cleveland St.	79 59	
									276	H Dartmouth	49 45	
									278	A Longwood	61 68	
									307	H Colgate	59 56	
									328	H Bucknell	65 45	
									333	A Columbia	54 44	
LAST 12 Division I GAMES:												
125	H Yale	58 69	276	H Dartmouth	49 45							
209	H Brown	51 50	120	H Harvard	57 67							
34	H Princeton	39 75	248	A Penn	67 53							
248	H Penn	45 42	333	A Columbia	54 44							
209	A Brown	49 60	34	A Princeton	35 64							
125	A Yale	73 86	90	A South Dakota	56 79							

Non-Div I Games: Neb. Omaha 63 51 Ithaca 60 40

Cornell

■ Loss, 
 ■ Non-Conf, S Site, 
 ■ Home 
 ■ Away 
 N Neutral

Creighton

Through Games Of Sunday, February 26, 2012

Average RPI Win: <b>180</b>	WON-LOST	WINNING	LAST 12	STRENGTH OF	OPP. STRENGTH	TEAM	ADJ.	CONF.	ADJ CONF.
Average RPI Loss: <b>94</b>	RECORD	PCT. RANK	GAMES	SCHEDULE	OF SCHEDULE	RPI	RPI	RPI	RPI
DIV. I ONLY	17- 11	104	9- 3	67	109	79	79	10	10
DIV. I NON-CONF.	6- 5	139	0- 0	26	105	69	69	10	10
TOTALS	RPI 1-25	RPI 26-50	W-L RECORDS	RPI 51-100	RPI 101-150	RPI 150+			
17- 11	0- 1	0- 4	OVERALL	3- 2	5- 2	9- 2			
9- 4	0- 1	0- 1	HOME	3- 1	3- 0	3- 1			
8- 6	0- 0	0- 3	AWAY	0- 1	2- 1	6- 1			
0- 1	0- 0	0- 0	NEUTRAL	0- 0	0- 1	0- 0			
6- 5	0- 1	0- 2	NON-CONFERENCE	2- 1	0- 1	4- 0			
2- 2	0- 1	0- 0	HOME	2- 1	0- 0	0- 0			
4- 2	0- 0	0- 2	AWAY	0- 0	0- 0	4- 0			
0- 1	0- 0	0- 0	NEUTRAL	0- 0	0- 1	0- 0			
11- 6	0- 0	0- 2	CONFERENCE	1- 1	5- 1	5- 2			
7- 2	0- 0	0- 1	HOME	1- 0	3- 0	3- 1			
4- 4	0- 0	0- 1	AWAY	0- 1	2- 1	2- 1			
0- 0	0- 0	0- 0	NEUTRAL	0- 0	0- 0	0- 0			

RPI 1-25				RPI 26-50				RPI 51-100 Team's RPI: 79				RPI 101+			
RPI	S	Opponent	Score	RPI	S	Opponent	Score	RPI	S	Opponent	Score	RPI	S	Opponent	Score
4	H	Notre Dame	48 <b>76</b>	39	A	Nebraska	55 <b>66</b>	59	H	Bowling Green	49 47	105	A	Wichita St.	58 <b>65</b>
				42	A	Kansas	59 <b>73</b>	90	H	South Dakota	53 <b>56</b>	105	H	Wichita St.	61 59
				44	A	Missouri St.	60 <b>70</b>	92	A	Illinois St.	66 <b>79</b>	116	N	Colorado	49 <b>52</b>
				44	H	Missouri St.	55 <b>63</b>	92	H	Illinois St.	68 59	137	A	Indiana St.	64 62
								98	H	North Carolina St.	74 67	137	H	Indiana St.	63 48
												140	A	UNI	74 48
												140	H	UNI	65 50
												154	H	Drake	44 <b>47</b>
												165	A	Bradley	68 59
												165	H	Bradley	72 68
												225	A	North Dakota	72 54
												232	A	Wyoming	66 50
												246	A	North Dakota St.	71 51
												259	A	Southern Ill.	80 64
												259	H	Southern Ill.	66 59
												291	A	UTSA	54 53
												303	A	Evansville	45 <b>48</b>
												303	H	Evansville	65 33
LAST 12 Division I GAMES:															
				165	A	Bradley	68 59	44	H	Missouri St.	55 <b>63</b>				
				140	A	UNI	74 48	105	H	Wichita St.	61 59				
				137	H	Indiana St.	63 48	165	H	Bradley	72 68				
				92	H	Illinois St.	68 59	140	H	UNI	65 50				
				259	A	Southern Ill.	80 64	92	A	Illinois St.	66 <b>79</b>				
				303	A	Evansville	45 <b>48</b>	137	A	Indiana St.	64 62				

Non-Div I Games:

Creighton

Loss, Non-Conf, S Site, H Home A Away N Neutral

Average RPI Win:	281	WON-LOST	WINNING	LAST 12	STRENGTH OF	OPP. STRENGTH	TEAM	ADJ.	CONF.	ADJ CONF.
Average RPI Loss:	142	RECORD	PCT. RANK	GAMES	SCHEDULE	OF SCHEDULE	RPI	RPI	RPI	RPI
DIV. I ONLY	4- 21	323	2- 10	118	173	276	276	20	20	
DIV. I NON-CONF.	2- 12	313	0- 1	146	126	283	283	18	18	
TOTALS	RPI 1-25	RPI 26-50	W-L RECORDS	RPI 51-100	RPI 101-150	RPI 150+				
4- 21	0- 2	0- 3	OVERALL	0- 2	0- 5	4- 9				
0- 10	0- 1	0- 1	HOME	0- 1	0- 3	0- 4				
3- 10	0- 1	0- 2	AWAY	0- 0	0- 2	3- 5				
1- 1	0- 0	0- 0	NEUTRAL	0- 1	0- 0	1- 0				
2- 12	0- 2	0- 1	NON-CONFERENCE	0- 2	0- 2	2- 5				
0- 5	0- 1	0- 0	HOME	0- 1	0- 1	0- 2				
1- 6	0- 1	0- 1	AWAY	0- 0	0- 1	1- 3				
1- 1	0- 0	0- 0	NEUTRAL	0- 1	0- 0	1- 0				
2- 9	0- 0	0- 2	CONFERENCE	0- 0	0- 3	2- 4				
0- 5	0- 0	0- 1	HOME	0- 0	0- 2	0- 2				
2- 4	0- 0	0- 1	AWAY	0- 0	0- 1	2- 2				
0- 0	0- 0	0- 0	NEUTRAL	0- 0	0- 0	0- 0				

RPI	S	Opponent	Score	RPI	S	Opponent	Score	RPI	S	Opponent	Score	RPI	S	Opponent	Score	Team's RPI: 276
12	A	Kansas St.	20 54	26	A	California	39 80	61	N	Saint Joseph's	48 85	109	A	Providence	48 63	
16	H	Georgetown	38 77	34	A	Princeton	57 94	91	H	Hartford	42 60	120	H	Harvard	63 71	
				34	H	Princeton	41 72					125	A	Yale	48 66	
												125	H	Yale	65 89	
												145	H	La Salle	47 60	
												169	A	Holy Cross	63 65	
												185	H	New Hampshire	53 58	
												209	A	Brown	57 52	
												209	H	Brown	50 74	
												238	H	Bryant	45 63	
												242	A	Cornell	45 49	
												248	A	Penn	49 63	
												248	H	Penn	63 73	
												260	A	Long Beach St.	52 66	
												274	A	Vermont	72 62	
												278	A	Longwood	76 86	
												307	N	Colgate	56 50	
												333	A	Columbia	59 44	
LAST 12 Division I GAMES:																
34	A	Princeton	57 94	242	A	Cornell	45 49									
248	A	Penn	49 63	333	A	Columbia	59 44									
209	A	Brown	57 52	125	H	Yale	65 89									
125	A	Yale	48 66	209	H	Brown	50 74									
248	H	Penn	63 73	278	A	Longwood	76 86									
34	H	Princeton	41 72	120	H	Harvard	63 71									

Non-Div I Games:

Dartmouth

■ Loss, 
■ Non-Conf, S Site, 
■ Home 
■ Away 
N Neutral

Average RPI Win: <b>223</b>	WON-LOST	WINNING	LAST 12	STRENGTH OF	OPP. STRENGTH	TEAM	ADJ.	CONF.	ADJ CONF.
Average RPI Loss: <b>137</b>	RECORD	PCT. RANK	GAMES	SCHEDULE	OF SCHEDULE	RPI	RPI	RPI	RPI
DIV. I ONLY	20- 8	58	10- 2	202	216	86	86	14	14
DIV. I NON-CONF.	4- 5	201	0- 0	208	207	176	176	20	20
TOTALS	RPI 1-25	RPI 26-50	W-L RECORDS	RPI 51-100	RPI 101-150	RPI 150+			
20- 8	0- 0	0- 1	OVERALL	3- 3	0- 1	17- 3			
12- 1	0- 0	0- 0	HOME	2- 0	0- 1	10- 0			
8- 7	0- 0	0- 1	AWAY	1- 3	0- 0	7- 3			
0- 0	0- 0	0- 0	NEUTRAL	0- 0	0- 0	0- 0			
4- 5	0- 0	0- 1	NON-CONFERENCE	0- 2	0- 0	4- 2			
3- 0	0- 0	0- 0	HOME	0- 0	0- 0	3- 0			
1- 5	0- 0	0- 1	AWAY	0- 2	0- 0	1- 2			
0- 0	0- 0	0- 0	NEUTRAL	0- 0	0- 0	0- 0			
16- 3	0- 0	0- 0	CONFERENCE	3- 1	0- 1	13- 1			
9- 1	0- 0	0- 0	HOME	2- 0	0- 1	7- 0			
7- 2	0- 0	0- 0	AWAY	1- 1	0- 0	6- 1			
0- 0	0- 0	0- 0	NEUTRAL	0- 0	0- 0	0- 0			

RPI S	Opponent	Score	RPI S	Opponent	Score	RPI S	Opponent	Score	RPI S	Opponent	Score
			34 A	Princeton	44 53	69 A	Chattanooga	48 55	133 H	Samford	65 73
						69 H	Chattanooga	56 52	153 A	High Point	69 82
						75 A	Duquesne	53 84	179 A	Elon	78 51
						77 A	Appalachian St.	55 52	179 H	Elon	75 66
						77 H	Appalachian St.	61 54	190 H	Winthrop	80 65
						97 A	Wake Forest	66 68	198 A	Furman	61 50
									198 H	Furman	78 57
									205 A	Radford	81 68
									228 A	Western Caro.	64 46
									228 H	Western Caro.	58 45
									241 A	Clemson	62 72
									252 A	Col. of Charleston	46 23
									252 H	Col. of Charleston	56 39
									293 A	Wofford	59 63
									293 H	Wofford	63 39
									294 A	Ga. Southern	69 62
									294 H	Ga. Southern	72 48
									297 A	UNC Greensboro	58 49
									297 H	UNC Greensboro	71 52
									322 H	Mercer	75 60
									329 H	Gardner-Webb	67 46
LAST 12 Division I GAMES:											
69 A	Chattanooga	48 55	294 A	Ga. Southern	69 62						
293 H	Wofford	63 39	252 A	Col. of Charleston	46 23						
77 H	Appalachian St.	61 54	198 H	Furman	78 57						
297 A	UNC Greensboro	58 49	69 H	Chattanooga	56 52						
179 A	Elon	78 51	133 H	Samford	65 73						
297 H	UNC Greensboro	71 52	77 A	Appalachian St.	55 52						

Non-Div I Games:

Davidson



Average RPI Win: <b>167</b>	WON-LOST	WINNING	LAST 12	STRENGTH OF	OPP. STRENGTH	TEAM	ADJ.	CONF.	ADJ CONF.
Average RPI Loss: <b>46</b>	RECORD	PCT. RANK	GAMES	SCHEDULE	OF SCHEDULE	RPI	RPI	RPI	RPI
DIV. I ONLY	20- 6	30	10- 2	88	84	40	40	9	9
DIV. I NON-CONF.	8- 4	88	0- 0	45	35	38	38	9	9
TOTALS	RPI 1-25	RPI 26-50	W-L RECORDS	RPI 51-100	RPI 101-150	RPI 150+			
20- 6	0- 3	1- 0	OVERALL	4- 3	4- 0	11- 0			
8- 2	0- 1	1- 0	HOME	1- 1	2- 0	4- 0			
7- 3	0- 1	0- 0	AWAY	2- 2	1- 0	4- 0			
5- 1	0- 1	0- 0	NEUTRAL	1- 0	1- 0	3- 0			
8- 4	0- 2	0- 0	NON-CONFERENCE	2- 2	2- 0	4- 0			
3- 0	0- 0	0- 0	HOME	1- 0	1- 0	1- 0			
0- 3	0- 1	0- 0	AWAY	0- 2	0- 0	0- 0			
5- 1	0- 1	0- 0	NEUTRAL	1- 0	1- 0	3- 0			
12- 2	0- 1	1- 0	CONFERENCE	2- 1	2- 0	7- 0			
5- 2	0- 1	1- 0	HOME	0- 1	1- 0	3- 0			
7- 0	0- 0	0- 0	AWAY	2- 0	1- 0	4- 0			
0- 0	0- 0	0- 0	NEUTRAL	0- 0	0- 0	0- 0			

RPI 1-25				RPI 26-50				Team's RPI: 40				RPI 51-100				RPI 101+			
RPI	S	Opponent	Score	RPI	S	Opponent	Score	RPI	S	Opponent	Score	RPI	S	Opponent	Score	RPI	S	Opponent	Score
3	A	Connecticut	38 78	47	H	Richmond	81 78	51	H	Temple	57 61	111	N	Illinois	80 66				
23	H	St. Bonaventure	55 56					59	H	Bowling Green	69 38	115	H	Charlotte	91 68				
24	N	Gonzaga	76 82					61	A	Saint Joseph's	65 51	134	H	Wright St.	77 69				
								75	A	Duquesne	74 69	145	A	La Salle	58 49				
								81	A	Toledo	51 61	187	A	Xavier	74 65				
								87	N	South Fla.	73 63	187	H	Xavier	83 54				
								96	A	Cincinnati	64 75	200	H	Boston College	69 60				
												201	A	Fordham	62 37				
												213	N	Buffalo	94 74				
												231	N	Binghamton	60 50				
												235	A	George Washington	74 56				
												235	N	Fairleigh Dickinson	84 48				
												249	H	Saint Louis	72 54				
												256	A	Massachusetts	80 55				
												312	H	Rhode Island	97 46				
LAST 12 Division I GAMES:																			
75	A	Duquesne	74 69	187	A	Xavier	74 65												
187	H	Xavier	83 54	235	A	George Washington	74 56												
249	H	Saint Louis	72 54	47	H	Richmond	81 78												
145	A	La Salle	58 49	201	A	Fordham	62 37												
23	H	St. Bonaventure	55 56	256	A	Massachusetts	80 55												
115	H	Charlotte	91 68	51	H	Temple	57 61												

Non-Div I Games:

Dayton

Average RPI Win: 120		WON-LOST	WINNING	LAST 12	STRENGTH OF	OPP. STRENGTH	TEAM	ADJ.	CONF.	ADJ CONF.
Average RPI Loss: 48		RECORD	PCT. RANK	GAMES	SCHEDULE	OF SCHEDULE	RPI	RPI	RPI	RPI
DIV. I ONLY		20- 9	70	6- 6	16	22	20	20	2	2
DIV. I NON-CONF.		12- 2	21	0- 0	36	77	15	15	2	2
TOTALS	RPI 1-25	RPI 26-50		W-L RECORDS		RPI 51-100	RPI 101-150	RPI 150+		
20- 9	3- 5	3- 0		OVERALL		3- 3	3- 1	8- 0		
12- 2	2- 1	1- 0		HOME		2- 1	2- 0	5- 0		
7- 5	1- 3	2- 0		AWAY		1- 1	1- 1	2- 0		
1- 2	0- 1	0- 0		NEUTRAL		0- 1	0- 0	1- 0		
12- 2	0- 1	1- 0		NON-CONFERENCE		3- 1	2- 0	6- 0		
7- 0	0- 0	0- 0		HOME		2- 0	1- 0	4- 0		
4- 0	0- 0	1- 0		AWAY		1- 0	1- 0	1- 0		
1- 2	0- 1	0- 0		NEUTRAL		0- 1	0- 0	1- 0		
8- 7	3- 4	2- 0		CONFERENCE		0- 2	1- 1	2- 0		
5- 2	2- 1	1- 0		HOME		0- 1	1- 0	1- 0		
3- 5	1- 3	1- 0		AWAY		0- 1	0- 1	1- 0		
0- 0	0- 0	0- 0		NEUTRAL		0- 0	0- 0	0- 0		

RPI 1-25				Team's RPI: 20		RPI 26-50				RPI 51-100				RPI 101+			
RPI	S	Opponent	Score	RPI	S	Opponent	Score	RPI	S	Opponent	Score	RPI	S	Opponent	Score		
3	H	Connecticut	44 88	34	A	Princeton	78 67	53	H	St. Mary's (CA)	96 68	109	A	Providence	52 60		
4	A	Notre Dame	70 90	35	H	Villanova	79 73	70	H	Arizona St.	73 55	118	A	Northwestern	88 72		
5	N	Tennessee	61 84	41	A	West Virginia	77 63	87	A	South Fla.	63 66	133	H	Samford	86 57		
13	A	Rutgers	64 65					92	A	Illinois St.	73 54	135	H	Marquette	71 59		
14	H	St. John's (NY)	69 52					94	H	Syracuse	65 81	166	H	SIU Edwardsville	75 65		
16	A	Georgetown	59 50					100	N	San Diego St.	74 82	170	A	Seton Hall	71 59		
18	A	Louisville	62 75									182	N	Portland	99 64		
18	H	Louisville	86 61									192	H	Northern Ill.	65 46		
												196	H	Pittsburgh	86 83		
												221	H	Loyola Chicago	70 65		
												245	A	Hawaii	90 65		
												259	H	Southern Ill.	93 67		
LAST 12 Division I GAMES:																	
18	A	Louisville	62 75	18	H	Louisville	86 61										
94	H	Syracuse	65 81	170	A	Seton Hall	71 59										
41	A	West Virginia	77 63	13	A	Rutgers	64 65										
135	H	Marquette	71 59	3	H	Connecticut	44 88										
35	H	Villanova	79 73	87	A	South Fla.	63 66										
4	A	Notre Dame	70 90	196	H	Pittsburgh	86 83										

Non-Div I Games:

DePaul

Loss, Non-Conf, S Site, H Home A Away N Neutral

# Delaware

Average RPI Win: <b>121</b>	WON-LOST	WINNING	LAST 12	STRENGTH OF	OPP. STRENGTH	TEAM	ADJ.	CONF.	ADJ CONF.
Average RPI Loss: <b>8</b>	RECORD	PCT. RANK	GAMES	SCHEDULE	OF SCHEDULE	RPI	RPI	RPI	RPI
DIV. I ONLY	26- 1	2	12- 0	47	59	7	7	7	7
DIV. I NON-CONF.	9- 1	16	0- 0	19	6	6	6	7	7

TOTALS	RPI 1-25	RPI 26-50	W-L RECORDS	RPI 51-100	RPI 101-150	RPI 150+
26- 1	2- 1	3- 0	OVERALL	9- 0	3- 0	9- 0
12- 0	1- 0	0- 0	HOME	4- 0	2- 0	5- 0
13- 1	1- 1	3- 0	AWAY	5- 0	1- 0	3- 0
1- 0	0- 0	0- 0	NEUTRAL	0- 0	0- 0	1- 0
9- 1	2- 1	2- 0	NON-CONFERENCE	1- 0	2- 0	2- 0
3- 0	1- 0	0- 0	HOME	0- 0	1- 0	1- 0
5- 1	1- 1	2- 0	AWAY	1- 0	1- 0	0- 0
1- 0	0- 0	0- 0	NEUTRAL	0- 0	0- 0	1- 0
17- 0	0- 0	1- 0	CONFERENCE	8- 0	1- 0	7- 0
9- 0	0- 0	0- 0	HOME	4- 0	1- 0	4- 0
8- 0	0- 0	1- 0	AWAY	4- 0	0- 0	3- 0
0- 0	0- 0	0- 0	NEUTRAL	0- 0	0- 0	0- 0

RPI S	Opponent	Score	RPI S	Opponent	Score	RPI S	Opponent	Score	RPI S	Opponent	Score
8	A Maryland	76 85	33	A James Madison	72 65	52	A Hofstra	89 79	107	H VCU	68 49
19	H Penn St.	80 71	34	A Princeton	81 70	52	H Hofstra	84 66	109	A Providence	68 47
23	A St. Bonaventure	61 49	35	A Villanova	64 56	82	A UNC Wilmington	62 53	125	H Yale	77 45
						82	H UNC Wilmington	69 37	168	A George Mason	66 54
						84	A Drexel	40 39	168	H George Mason	71 53
						84	H Drexel	60 49	202	A Northeastern	70 54
						89	A Towson	65 46	202	H Northeastern	89 71
						89	H Towson	74 51	203	H Old Dominion	76 63
						97	A Wake Forest	70 57	220	H William & Mary	73 57
									229	N East Carolina	60 40
									243	A Georgia St.	94 56
									312	H Rhode Island	89 53

## LAST 12 Division I GAMES:

202	H Northeastern	89 71	107	H VCU	68 49
168	H George Mason	71 53	82	A UNC Wilmington	62 53
84	A Drexel	40 39	33	A James Madison	72 65
52	A Hofstra	89 79	52	H Hofstra	84 66
243	A Georgia St.	94 56	84	H Drexel	60 49
203	H Old Dominion	76 63	89	A Towson	65 46

Non-Div I Games:

Delaware

Loss, Non-Conf, S Site, H Home A Away N Neutral

Average RPI Win:	319	WON-LOST	WINNING	LAST 12	STRENGTH OF	OPP. STRENGTH	TEAM	ADJ.	CONF.	ADJ CONF.
Average RPI Loss:	170	RECORD	PCT. RANK	GAMES	SCHEDULE	OF SCHEDULE	RPI	RPI	RPI	RPI
DIV. I ONLY	3- 22	331	2- 10	169	291	320	320	29	29	
DIV. I NON-CONF.	1- 10	328	0- 0	156	215	315	315	25	25	
TOTALS	RPI 1-25	RPI 26-50	W-L RECORDS	RPI 51-100	RPI 101-150	RPI 150+				
3- 22	0- 1	0- 0	OVERALL	0- 6	0- 5	3- 10				
1- 9	0- 0	0- 0	HOME	0- 3	0- 1	1- 5				
2- 11	0- 1	0- 0	AWAY	0- 3	0- 2	2- 5				
0- 2	0- 0	0- 0	NEUTRAL	0- 0	0- 2	0- 0				
1- 10	0- 1	0- 0	NON-CONFERENCE	0- 2	0- 3	1- 4				
1- 3	0- 0	0- 0	HOME	0- 1	0- 0	1- 2				
0- 5	0- 1	0- 0	AWAY	0- 1	0- 1	0- 2				
0- 2	0- 0	0- 0	NEUTRAL	0- 0	0- 2	0- 0				
2- 12	0- 0	0- 0	CONFERENCE	0- 4	0- 2	2- 6				
0- 6	0- 0	0- 0	HOME	0- 2	0- 1	0- 3				
2- 6	0- 0	0- 0	AWAY	0- 2	0- 1	2- 3				
0- 0	0- 0	0- 0	NEUTRAL	0- 0	0- 0	0- 0				

RPI S	Opponent	Score	RPI S	Opponent	Score	RPI S	Opponent	Score	RPI S	Opponent	Score	Team's RPI: 320
8	A Maryland	33 108				55	A Texas	35 89	134	A Wright St.	53 57	
						66	A Howard	49 59	138	H Florida A&M	65 84	
						66	H Howard	52 67	144	A Coppin St.	58 76	
						80	A Hampton	44 71	146	N FIU	57 73	
						80	H Hampton	33 72	150	N Robert Morris	67 75	
						89	H Towson	59 70	201	H Fordham	48 63	
									215	A Md.-East. Shore	32 60	
									215	H Md.-East. Shore	56 69	
									229	A East Carolina	47 54	
									262	A N.C. A&T	49 57	
									265	A North Florida	61 72	
									286	A Norfolk St.	73 78	
									286	H Norfolk St.	66 84	
									292	A Morgan St.	67 53	
									305	H Bethune-Cookman	50 52	
									323	H NJIT	49 65	
									324	H St. Francis (NY)	73 66	
									341	A N.C. Central	66 55	
LAST 12 Division I GAMES:												
66	H Howard	52 67	286	H Norfolk St.	66 84							
80	A Hampton	44 71	262	A N.C. A&T	49 57							
286	A Norfolk St.	73 78	341	A N.C. Central	66 55							
292	A Morgan St.	67 53	138	H Florida A&M	65 84							
144	A Coppin St.	58 76	305	H Bethune-Cookman	50 52							
80	H Hampton	33 72	215	H Md.-East. Shore	56 69							

Non-Div I Games: Wilmington (DE) 80 32 Wesley 85 53

Delaware St.

Average RPI Win: <b>218</b>	WON-LOST	WINNING	LAST 12	STRENGTH OF	OPP. STRENGTH	TEAM	ADJ.	CONF.	ADJ CONF.
Average RPI Loss: <b>128</b>	RECORD	PCT. RANK	GAMES	SCHEDULE	OF SCHEDULE	RPI	RPI	RPI	RPI
DIV. I ONLY	<b>19- 11</b>	<b>97</b>	<b>9- 3</b>	<b>205</b>	<b>133</b>	<b>124</b>	<b>124</b>	<b>17</b>	<b>17</b>
DIV. I NON-CONF.	<b>8- 6</b>	<b>128</b>	<b>0- 0</b>	<b>143</b>	<b>118</b>	<b>119</b>	<b>119</b>	<b>14</b>	<b>14</b>
TOTALS	RPI 1-25	RPI 26-50	W-L RECORDS	RPI 51-100	RPI 101-150	RPI 150+			
19- 11	0- 1	0- 1	OVERALL	0- 1	4- 4	15- 4			
12- 2	0- 0	0- 1	HOME	0- 0	2- 1	10- 0			
7- 7	0- 1	0- 0	AWAY	0- 1	2- 2	5- 3			
0- 2	0- 0	0- 0	NEUTRAL	0- 0	0- 1	0- 1			
8- 6	0- 1	0- 0	NON-CONFERENCE	0- 1	3- 2	5- 2			
6- 0	0- 0	0- 0	HOME	0- 0	2- 0	4- 0			
2- 4	0- 1	0- 0	AWAY	0- 1	1- 1	1- 1			
0- 2	0- 0	0- 0	NEUTRAL	0- 0	0- 1	0- 1			
11- 5	0- 0	0- 1	CONFERENCE	0- 0	1- 2	10- 2			
6- 2	0- 0	0- 1	HOME	0- 0	0- 1	6- 0			
5- 3	0- 0	0- 0	AWAY	0- 0	1- 1	4- 2			
0- 0	0- 0	0- 0	NEUTRAL	0- 0	0- 0	0- 0			

RPI 1-25				RPI 26-50				RPI 51-100				RPI 101+ Team's RPI: 124			
RPI	S	Opponent	Score	RPI	S	Opponent	Score	RPI	S	Opponent	Score	RPI	S	Opponent	Score
25	A	Vanderbilt	56 <b>77</b>	38	H	Middle Tenn.	63 <b>75</b>	64	A	UTEP	49 <b>80</b>	116	A	Colorado	36 <b>71</b>
												117	N	UC Davis	51 <b>60</b>
												121	A	UALR	60 50
												121	H	UALR	51 <b>53</b>
												126	H	Minnesota	72 63
												136	H	Oregon	89 65
												139	A	Northern Colo.	66 57
												146	A	FIU	42 <b>58</b>
												158	H	Montana	53 52
												159	A	Fla. Atlantic	50 <b>51</b>
												177	A	South Ala.	51 <b>57</b>
												178	H	Colorado St.	64 61
												195	A	North Texas	50 44
												195	H	North Texas	55 36
												199	N	Portland St.	66 <b>70</b>
												218	A	Arkansas St.	58 49
												218	H	Arkansas St.	73 61
												232	H	Wyoming	74 49
												234	H	Western Ky.	69 62
												239	A	La.-Monroe	52 49
												239	H	La.-Monroe	57 53
												245	A	Hawaii	64 <b>78</b>
												257	H	Loyola Marymount	71 55
												306	A	La.-Lafayette	76 39
												306	H	La.-Lafayette	71 47
												311	A	Air Force	54 52
LAST 12 Division I GAMES:															
195	H	North Texas	55 36	306	A	La.-Lafayette	76 39	121	A	UALR	60 50	218	H	Arkansas St.	73 61
239	H	La.-Monroe	57 53	121	A	UALR	60 50	195	A	North Texas	50 44	239	A	La.-Monroe	52 49
306	H	La.-Lafayette	71 47	218	H	Arkansas St.	73 61	234	H	Western Ky.	69 62				
146	A	FIU	42 <b>58</b>	195	A	North Texas	50 44								
159	A	Fla. Atlantic	50 <b>51</b>	239	A	La.-Monroe	52 49								
38	H	Middle Tenn.	63 <b>75</b>												

Non-Div I Games:

Denver

■ Loss, 
 ■ Non-Conf, S Site, 
 ■ Home 
 ■ Away 
 N Neutral

RPI S Opponent Score

RPI S Opponent Score  
336 H Troy 73 51

D  
e  
n  
v  
e  
r

D  
e  
n  
v  
e  
r

Denver

Average RPI Win: <b>213</b>	WON-LOST	WINNING	LAST 12	STRENGTH OF	OPP. STRENGTH	TEAM	ADJ.	CONF.	ADJ CONF.
Average RPI Loss: <b>118</b>	RECORD	PCT. RANK	GAMES	SCHEDULE	OF SCHEDULE	RPI	RPI	RPI	RPI
DIV. I ONLY	<b>16- 12</b>	<b>126</b>	<b>9- 3</b>	<b>116</b>	<b>159</b>	<b>127</b>	<b>127</b>	<b>13</b>	<b>13</b>
DIV. I NON-CONF.	<b>4- 8</b>	<b>239</b>	<b>0- 0</b>	<b>119</b>	<b>81</b>	<b>200</b>	<b>200</b>	<b>17</b>	<b>17</b>
TOTALS	RPI 1-25	RPI 26-50	W-L RECORDS	RPI 51-100	RPI 101-150	RPI 150+			
16- 12	0- 0	1- 2	OVERALL	1- 4	1- 3	13- 3			
10- 3	0- 0	0- 2	HOME	1- 1	1- 0	8- 0			
6- 6	0- 0	1- 0	AWAY	0- 1	0- 2	5- 3			
0- 3	0- 0	0- 0	NEUTRAL	0- 2	0- 1	0- 0			
4- 8	0- 0	0- 1	NON-CONFERENCE	1- 4	0- 2	3- 1			
2- 2	0- 0	0- 1	HOME	1- 1	0- 0	1- 0			
2- 3	0- 0	0- 0	AWAY	0- 1	0- 1	2- 1			
0- 3	0- 0	0- 0	NEUTRAL	0- 2	0- 1	0- 0			
12- 4	0- 0	1- 1	CONFERENCE	0- 0	1- 1	10- 2			
8- 1	0- 0	0- 1	HOME	0- 0	1- 0	7- 0			
4- 3	0- 0	1- 0	AWAY	0- 0	0- 1	3- 2			
0- 0	0- 0	0- 0	NEUTRAL	0- 0	0- 0	0- 0			

RPI S	Opponent	Score	RPI S	Opponent	Score	RPI S	Opponent	Score	RPI S	Opponent	Score	Team's RPI: 127
27	A Green Bay	70 58	27	H Green Bay	59 68	54	A Michigan St.	41 64	114	N Utah	55 64	
45	H Michigan	51 61				58	H Eastern Mich.	70 69	134	A Wright St.	82 91	
						59	H Bowling Green	49 57	134	H Wright St.	75 64	
						66	N Howard	58 60	137	A Indiana St.	62 64	
						84	N Drexel	56 61	163	A Ill.-Chicago	59 66	
									163	H Ill.-Chicago	62 57	
									211	H Butler	72 60	
									221	A Loyola Chicago	76 66	
									221	H Loyola Chicago	83 59	
									227	A Milwaukee	62 48	
									227	H Milwaukee	71 48	
									240	A Youngstown St.	67 80	
									240	H Youngstown St.	67 64	
									269	A Cleveland St.	50 43	
									269	H Cleveland St.	65 55	
									270	A Ball St.	87 68	
									280	H Valparaiso	68 52	
									288	H IPFW	90 60	
									291	A UTSA	55 59	
									299	A Western Mich.	73 64	
LAST 12 Division I GAMES:												
240	H Youngstown St.	67 64	221	H Loyola Chicago	83 59							
269	H Cleveland St.	65 55	269	A Cleveland St.	50 43							
134	A Wright St.	82 91	240	A Youngstown St.	67 80							
227	A Milwaukee	62 48	134	H Wright St.	75 64							
27	A Green Bay	70 58	27	H Green Bay	59 68							
163	H Ill.-Chicago	62 57	227	H Milwaukee	71 48							

Non-Div I Games:

Detroit

Drake

Average RPI Win: **205**  
Average RPI Loss: **97**

WON-LOST  
RECORD

WINNING  
PCT. RANK

LAST 12  
GAMES

Through Games Of Sunday, February 26, 2012

STRENGTH OF  
SCHEDULE

OPP. STRENGTH  
OF SCHEDULE

TEAM  
RPI

ADJ.  
RPI

CONF.  
RPI

ADJ CONF.  
RPI

DIV. I ONLY	14- 14	163	5- 7	137	99	154	154	10	10
DIV. I NON-CONF.	6- 5	139	0- 0	144	78	137	137	10	10
TOTALS	RPI 1-25	RPI 26-50	W-L RECORDS	RPI 51-100	RPI 101-150	RPI 150+			
14- 14	0- 0	0- 5	OVERALL	1- 3	2- 4	11- 2			
8- 5	0- 0	0- 2	HOME	0- 1	1- 2	7- 0			
6- 7	0- 0	0- 2	AWAY	1- 1	1- 2	4- 2			
0- 2	0- 0	0- 1	NEUTRAL	0- 1	0- 0	0- 0			
6- 5	0- 0	0- 3	NON-CONFERENCE	0- 1	0- 0	6- 1			
4- 1	0- 0	0- 1	HOME	0- 0	0- 0	4- 0			
2- 2	0- 0	0- 1	AWAY	0- 0	0- 0	2- 1			
0- 2	0- 0	0- 1	NEUTRAL	0- 1	0- 0	0- 0			
8- 9	0- 0	0- 2	CONFERENCE	1- 2	2- 4	5- 1			
4- 4	0- 0	0- 1	HOME	0- 1	1- 2	3- 0			
4- 5	0- 0	0- 1	AWAY	1- 1	1- 2	2- 1			
0- 0	0- 0	0- 0	NEUTRAL	0- 0	0- 0	0- 0			

RPI S	Opponent	Score	RPI S	Opponent	Score	RPI S	Opponent	Score	RPI S	Opponent	Score	Team's RPI: 154
36	A Iowa	46 71	52	N Hofstra	60 70	105	A Wichita St.	41 63				
43	N Marist	47 50	79	A Creighton	47 44	105	H Wichita St.	56 74				
44	A Missouri St.	46 78	92	A Illinois St.	67 71	137	A Indiana St.	67 59				
44	H Missouri St.	66 69	92	H Illinois St.	51 66	137	H Indiana St.	60 43				
46	H Iowa St.	64 71				140	A UNI	66 68				
						140	H UNI	77 82				
						155	A Wisconsin	65 54				
						163	A Ill.-Chicago	48 61				
						165	A Bradley	77 65				
						165	H Bradley	77 62				
						221	H Loyola Chicago	65 50				
						225	H North Dakota	74 60				
						227	H Milwaukee	63 51				
						246	H North Dakota St.	57 49				
						249	A Saint Louis	62 60				
						259	A Southern Ill.	59 63				
						259	H Southern Ill.	73 59				
						303	A Evansville	55 51				
						303	H Evansville	67 53				
LAST 12 Division I GAMES:												
140	A UNI	66 68	105	H Wichita St.	56 74							
165	A Bradley	77 65	44	H Missouri St.	66 69							
92	H Illinois St.	51 66	140	H UNI	77 82							
137	H Indiana St.	60 43	165	H Bradley	77 62							
303	A Evansville	55 51	137	A Indiana St.	67 59							
259	A Southern Ill.	59 63	92	A Illinois St.	67 71							

Non-Div I Games:

Drake

Loss, Non-Conf, S Site, H Home A Away N Neutral



Average RPI Win: <b>157</b>	WON-LOST	WINNING	LAST 12	STRENGTH OF	OPP. STRENGTH	TEAM	ADJ.	CONF.	ADJ CONF.
Average RPI Loss: <b>82</b>	RECORD	PCT. RANK	GAMES	SCHEDULE	OF SCHEDULE	RPI	RPI	RPI	RPI
DIV. I ONLY	15- 12	142	7- 5	61	74	84	84	7	7
DIV. I NON-CONF.	4- 6	212	0- 0	90	49	159	159	7	7
TOTALS	RPI 1-25	RPI 26-50	W-L RECORDS	RPI 51-100	RPI 101-150	RPI 150+			
15- 12	0- 2	1- 3	OVERALL	3- 3	3- 1	8- 3			
5- 7	0- 1	0- 3	HOME	1- 1	1- 1	3- 1			
9- 5	0- 1	1- 0	AWAY	2- 2	1- 0	5- 2			
1- 0	0- 0	0- 0	NEUTRAL	0- 0	1- 0	0- 0			
4- 6	0- 0	0- 2	NON-CONFERENCE	0- 1	2- 1	2- 2			
1- 3	0- 0	0- 2	HOME	0- 0	1- 1	0- 0			
2- 3	0- 0	0- 0	AWAY	0- 1	0- 0	2- 2			
1- 0	0- 0	0- 0	NEUTRAL	0- 0	1- 0	0- 0			
11- 6	0- 2	1- 1	CONFERENCE	3- 2	1- 0	6- 1			
4- 4	0- 1	0- 1	HOME	1- 1	0- 0	3- 1			
7- 2	0- 1	1- 0	AWAY	2- 1	1- 0	3- 0			
0- 0	0- 0	0- 0	NEUTRAL	0- 0	0- 0	0- 0			

RPI 1-25				RPI 26-50				RPI 51-100 Team's RPI: 84				RPI 101+			
RPI	S	Opponent	Score	RPI	S	Opponent	Score	RPI	S	Opponent	Score	RPI	S	Opponent	Score
7	A	Delaware	49 <b>60</b>	32	H	South Carolina	58 <b>62</b>	52	A	Hofstra	65 <b>76</b>	107	A	VCU	47 41
7	H	Delaware	39 <b>40</b>	33	A	James Madison	60 43	52	H	Hofstra	61 <b>68</b>	119	H	LIU Brooklyn	52 <b>60</b>
				33	H	James Madison	51 <b>56</b>	61	A	Saint Joseph's	50 <b>59</b>	127	N	Detroit	61 56
				34	H	Princeton	51 <b>63</b>	82	A	UNC Wilmington	58 43	145	H	La Salle	72 59
								89	A	Towson	58 53	168	H	George Mason	51 <b>56</b>
								89	H	Towson	66 38	170	A	Seton Hall	64 <b>77</b>
												196	A	Pittsburgh	71 50
												202	A	Northeastern	63 41
												202	H	Northeastern	66 39
												203	A	Old Dominion	53 45
												204	A	Akron	67 60
												220	A	William & Mary	78 59
												220	H	William & Mary	72 43
												243	H	Georgia St.	65 38
												248	A	Penn	65 <b>67</b>
LAST 12 Division I GAMES:															
				89	A	Towson	58 53	202	A	Northeastern	63 41				
				220	H	William & Mary	72 43	168	H	George Mason	51 <b>56</b>				
				7	H	Delaware	39 <b>40</b>	52	H	Hofstra	61 <b>68</b>				
				203	A	Old Dominion	53 45	107	A	VCU	47 41				
				220	A	William & Mary	78 59	7	A	Delaware	49 <b>60</b>				
				33	H	James Madison	51 <b>56</b>	202	H	Northeastern	66 39				

Non-Div I Games:

Drexel

■ Loss, 
 ■ Non-Conf, 
 ■ S Site, 
 ■ H Home 
 ■ A Away 
 N Neutral

Average RPI Win:	123	WON-LOST	WINNING	LAST 12	STRENGTH OF	OPP. STRENGTH	TEAM	ADJ.	CONF.	ADJ CONF.
Average RPI Loss:	6	RECORD	PCT. RANK	GAMES	SCHEDULE	OF SCHEDULE	RPI	RPI	RPI	RPI
DIV. I ONLY	24- 4	12	10- 2	25	15	9	9	6	6	
DIV. I NON-CONF.	9- 3	61	0- 1	33	7	23	23	6	6	
TOTALS	RPI 1-25	RPI 26-50	W-L RECORDS	RPI 51-100	RPI 101-150	RPI 150+				
24- 4	3- 4	3- 0	OVERALL	9- 0	1- 0	8- 0				
13- 1	2- 1	2- 0	HOME	5- 0	1- 0	3- 0				
10- 2	1- 2	1- 0	AWAY	4- 0	0- 0	4- 0				
1- 1	0- 1	0- 0	NEUTRAL	0- 0	0- 0	1- 0				
9- 3	0- 3	2- 0	NON-CONFERENCE	2- 0	1- 0	4- 0				
5- 1	0- 1	1- 0	HOME	1- 0	1- 0	2- 0				
3- 1	0- 1	1- 0	AWAY	1- 0	0- 0	1- 0				
1- 1	0- 1	0- 0	NEUTRAL	0- 0	0- 0	1- 0				
15- 1	3- 1	1- 0	CONFERENCE	7- 0	0- 0	4- 0				
8- 0	2- 0	1- 0	HOME	4- 0	0- 0	1- 0				
7- 1	1- 1	0- 0	AWAY	3- 0	0- 0	3- 0				
0- 0	0- 0	0- 0	NEUTRAL	0- 0	0- 0	0- 0				

RPI	S	Opponent	Score	RPI	S	Opponent	Score	RPI	S	Opponent	Score	RPI	S	Opponent	Score
3	H	Connecticut	45 61	30	H	Purdue	64 53	51	A	Temple	65 54	112	H	Auburn	73 50
4	N	Notre Dame	54 56	49	H	Virginia	77 66	82	H	UNC Wilmington	107 45	196	H	Pittsburgh	92 43
8	A	Maryland	61 63	50	A	BYU	61 55	83	A	North Carolina	69 63	200	A	Boston College	71 62
8	H	Maryland	80 72					83	H	North Carolina	96 56	207	A	Virginia Tech	61 34
10	A	Kentucky	65 72					88	A	Florida St.	67 57	207	H	Virginia Tech	67 45
11	H	Miami (FL)	74 64					88	H	Florida St.	73 66	234	A	Western Ky.	80 54
21	A	Georgia Tech	79 62					97	A	Wake Forest	76 58	241	A	Clemson	81 37
								97	H	Wake Forest	75 43	287	H	S.C. Upstate	93 35
								98	H	North Carolina St.	83 59	329	N	Gardner-Webb	97 31
LAST 12 Division I GAMES:															
83	A	North Carolina	69 63	83	H	North Carolina	96 56								
11	H	Miami (FL)	74 64	97	H	Wake Forest	75 43								
8	A	Maryland	61 63	3	H	Connecticut	45 61								
207	H	Virginia Tech	67 45	241	A	Clemson	81 37								
88	A	Florida St.	67 57	8	H	Maryland	80 72								
200	A	Boston College	71 62	21	A	Georgia Tech	79 62								

Non-Div I Games:

Duke

Average RPI Win:	<b>194</b>	WON-LOST	WINNING	LAST 12	STRENGTH OF	OPP. STRENGTH	TEAM	ADJ.	CONF.	ADJ CONF.
Average RPI Loss:	<b>79</b>	RECORD	PCT. RANK	GAMES	SCHEDULE	OF SCHEDULE	RPI	RPI	RPI	RPI
DIV. I ONLY	<b>19- 10</b>	<b>85</b>	<b>6- 6</b>	<b>104</b>	<b>106</b>	<b>75</b>	<b>75</b>	<b>9</b>	<b>9</b>	
DIV. I NON-CONF.	<b>12- 3</b>	<b>43</b>	<b>0- 0</b>	<b>127</b>	<b>151</b>	<b>42</b>	<b>42</b>	<b>9</b>	<b>9</b>	
TOTALS	RPI 1-25	RPI 26-50	W-L RECORDS	RPI 51-100	RPI 101-150	RPI 150+				
19- 10	0- 2	1- 4	OVERALL	2- 2	3- 0	13- 2				
13- 2	0- 1	1- 1	HOME	2- 0	3- 0	7- 0				
5- 8	0- 1	0- 3	AWAY	0- 2	0- 0	5- 2				
1- 0	0- 0	0- 0	NEUTRAL	0- 0	0- 0	1- 0				
12- 3	0- 0	1- 2	NON-CONFERENCE	2- 0	1- 0	8- 1				
8- 0	0- 0	1- 0	HOME	2- 0	1- 0	4- 0				
3- 3	0- 0	0- 2	AWAY	0- 0	0- 0	3- 1				
1- 0	0- 0	0- 0	NEUTRAL	0- 0	0- 0	1- 0				
7- 7	0- 2	0- 2	CONFERENCE	0- 2	2- 0	5- 1				
5- 2	0- 1	0- 1	HOME	0- 0	2- 0	3- 0				
2- 5	0- 1	0- 1	AWAY	0- 2	0- 0	2- 1				
0- 0	0- 0	0- 0	NEUTRAL	0- 0	0- 0	0- 0				

RPI 1-25				RPI 26-50				RPI 51-100 Team's RPI: 75				RPI 101+			
RPI	S	Opponent	Score	RPI	S	Opponent	Score	RPI	S	Opponent	Score	RPI	S	Opponent	Score
23	A	St. Bonaventure	53 <b>61</b>	33	A	James Madison	49 <b>56</b>	51	A	Temple	64 <b>67</b>	115	H	Charlotte	81 53
23	H	St. Bonaventure	53 <b>58</b>	37	A	Florida	49 <b>62</b>	61	A	Saint Joseph's	51 <b>72</b>	145	H	La Salle	82 52
				40	H	Dayton	69 <b>74</b>	86	H	Davidson	84 53	150	H	Robert Morris	66 63
				41	H	West Virginia	61 55	93	H	Miami (OH)	64 63	161	A	Saint Francis (PA)	74 70
				47	A	Richmond	45 <b>59</b>					187	H	Xavier	68 49
												196	A	Pittsburgh	70 57
												201	A	Fordham	56 50
												204	H	Akron	77 70
												213	H	Buffalo	90 46
												225	A	North Dakota	80 <b>86</b>
												235	H	George Washington	76 50
												246	A	North Dakota St.	74 66
												249	A	Saint Louis	55 <b>56</b>
												251	H	Ohio	83 60
												256	H	Massachusetts	76 62
												285	H	Morehead St.	86 53
												312	A	Rhode Island	63 42
												318	N	Maine	76 38
LAST 12 Division I GAMES:															
				40	H	Dayton	69 <b>74</b>	249	A	Saint Louis	55 <b>56</b>				
				47	A	Richmond	45 <b>59</b>	23	H	St. Bonaventure	53 <b>58</b>				
				145	H	La Salle	82 52	61	A	Saint Joseph's	51 <b>72</b>				
				201	A	Fordham	56 50	256	H	Massachusetts	76 62				
				115	H	Charlotte	81 53	235	H	George Washington	76 50				
				312	A	Rhode Island	63 42	51	A	Temple	64 <b>67</b>				

Non-Div I Games:

Duquesne

■ Loss, 
 ■ Non-Conf, 
 ■ S Site, 
 ■ H Home 
 ■ A Away 
 N Neutral

# East Carolina

Through Games Of Sunday, February 26, 2012

Average RPI Win:	224	WON-LOST	WINNING	LAST 12	STRENGTH OF	OPP. STRENGTH	TEAM	ADJ.	CONF.	ADJ CONF.
Average RPI Loss:	129	RECORD	PCT. RANK	GAMES	SCHEDULE	OF SCHEDULE	RPI	RPI	RPI	RPI
DIV. I ONLY	8- 18	270	4- 8	90	145	229	229	11	11	
DIV. I NON-CONF.	4- 7	229	0- 0	129	199	228	228	12	12	
TOTALS	RPI 1-25	RPI 26-50	W-L RECORDS	RPI 51-100	RPI 101-150	RPI 150+				
8- 18	0- 1	0- 0	OVERALL	0- 7	0- 3	8- 7				
6- 5	0- 0	0- 0	HOME	0- 3	0- 2	6- 0				
1- 10	0- 0	0- 0	AWAY	0- 3	0- 1	1- 6				
1- 3	0- 1	0- 0	NEUTRAL	0- 1	0- 0	1- 1				
4- 7	0- 1	0- 0	NON-CONFERENCE	0- 3	0- 1	4- 2				
3- 1	0- 0	0- 0	HOME	0- 0	0- 1	3- 0				
0- 3	0- 0	0- 0	AWAY	0- 2	0- 0	0- 1				
1- 3	0- 1	0- 0	NEUTRAL	0- 1	0- 0	1- 1				
4- 11	0- 0	0- 0	CONFERENCE	0- 4	0- 2	4- 5				
3- 4	0- 0	0- 0	HOME	0- 3	0- 1	3- 0				
1- 7	0- 0	0- 0	AWAY	0- 1	0- 1	1- 5				
0- 0	0- 0	0- 0	NEUTRAL	0- 0	0- 0	0- 0				

RPI 1-25				RPI 26-50				RPI 51-100				RPI 101+				Team's RPI: 229	
RPI	S	Opponent	Score	RPI	S	Opponent	Score	RPI	S	Opponent	Score	RPI	S	Opponent	Score		
7	N	Delaware	40 60					64	H	UTEP	56 66	104	A	UAB	47 58		
								73	H	Tulane	49 63	104	H	UAB	39 44		
								76	A	Memphis	59 62	107	H	VCU	49 62		
								76	H	Memphis	56 69	156	H	Monmouth	75 52		
								80	A	Hampton	48 76	162	A	Tulsa	70 75		
								82	A	UNC Wilmington	53 64	172	A	Rice	44 66		
								83	N	North Carolina	61 65	174	A	Marshall	63 62		
												174	H	Marshall	61 57		
												179	H	Elon	60 46		
												188	A	SMU	44 68		
												188	A	UCF	53 59		
												188	H	UCF	65 50		
												197	A	Southern Miss.	57 67		
												252	A	Col. of Charleston	43 58		
												284	N	Jacksonville	70 64		
												308	N	Lafayette	57 64		
												316	H	Houston	83 77		
												320	H	Delaware St.	54 47		
LAST 12 Division I GAMES:																	
				174	A	Marshall	63 62					197	A	Southern Miss.	57 67		
				188	H	UCF	65 50					73	H	Tulane	49 63		
				162	A	Tulsa	70 75					76	H	Memphis	56 69		
				316	H	Houston	83 77					172	A	Rice	44 66		
				174	H	Marshall	61 57					188	A	SMU	44 68		
				104	A	UAB	47 58					64	H	UTEP	56 66		

Non-Div I Games: St. Andrews 109 30 Virginia Intermont 82 33

East Carolina

Loss, Non-Conf, S Site, H Home A Away N Neutral

Average RPI Win:	285	WON-LOST	WINNING	LAST 12	STRENGTH OF	OPP. STRENGTH	TEAM	ADJ.	CONF.	ADJ CONF.
Average RPI Loss:	158	RECORD	PCT. RANK	GAMES	SCHEDULE	OF SCHEDULE	RPI	RPI	RPI	RPI
DIV. I ONLY	8- 21	286	4- 8	117	327	272	272	30	30	
DIV. I NON-CONF.	1- 10	328	0- 1	7	206	219	219	30	30	
TOTALS	RPI 1-25	RPI 26-50	W-L RECORDS	RPI 51-100	RPI 101-150	RPI 150+				
8- 21	0- 0	0- 4	OVERALL	0- 5	1- 2	7- 10				
6- 8	0- 0	0- 2	HOME	0- 2	1- 0	5- 4				
2- 11	0- 0	0- 1	AWAY	0- 3	0- 1	2- 5				
0- 2	0- 0	0- 0	NEUTRAL	0- 0	0- 1	0- 1				
1- 10	0- 0	0- 4	NON-CONFERENCE	0- 3	0- 1	1- 2				
1- 4	0- 0	0- 2	HOME	0- 1	0- 0	1- 1				
0- 4	0- 0	0- 2	AWAY	0- 2	0- 0	0- 0				
0- 2	0- 0	0- 0	NEUTRAL	0- 0	0- 1	0- 1				
7- 11	0- 0	0- 0	CONFERENCE	0- 2	1- 1	6- 8				
5- 4	0- 0	0- 0	HOME	0- 1	1- 0	4- 3				
2- 7	0- 0	0- 0	AWAY	0- 1	0- 1	2- 5				
0- 0	0- 0	0- 0	NEUTRAL	0- 0	0- 0	0- 0				

RPI S	Opponent	Score	RPI S	Opponent	Score	RPI S	Opponent	Score	RPI S	Opponent	Score	Team's RPI: 272
29	H LSU	68 71	65	A Fla. Gulf Coast	60 88	104	N UAB	47 59				
38	H Middle Tenn.	63 78	65	H Fla. Gulf Coast	64 71	129	A Stetson	60 68				
44	A Missouri St.	70 81	69	H Chattanooga	80 88	129	H Stetson	74 72				
47	A Richmond	39 66	77	A Appalachian St.	65 89	183	N Manhattan	53 86				
			83	A North Carolina	77 93	230	H Tennessee Tech	76 87				
						247	A Belmont	44 49				
						247	H Belmont	75 88				
						265	A North Florida	67 70				
						265	H North Florida	69 74				
						273	A Kennesaw St.	68 78				
						273	H Kennesaw St.	77 61				
						284	A Jacksonville	44 70				
						284	H Jacksonville	82 88				
						285	H Morehead St.	68 57				
						287	A S.C. Upstate	68 74				
						287	H S.C. Upstate	67 64				
						322	A Mercer	75 59				
						322	H Mercer	72 46				
						332	A Lipscomb	59 39				
						332	H Lipscomb	89 52				
LAST 12 Division I GAMES:												
65	H Fla. Gulf Coast	64 71	273	A Kennesaw St.	68 78							
129	H Stetson	74 72	322	A Mercer	75 59							
247	A Belmont	44 49	287	A S.C. Upstate	68 74							
332	A Lipscomb	59 39	29	H LSU	68 71							
265	H North Florida	69 74	332	H Lipscomb	89 52							
284	H Jacksonville	82 88	247	H Belmont	75 88							

Non-Div I Games:

East Tenn. St.

Average RPI Win: 240		WON-LOST	WINNING	LAST 12	STRENGTH OF	OPP. STRENGTH	TEAM	ADJ.	CONF.	ADJ CONF.
Average RPI Loss: 193		RECORD	PCT. RANK	GAMES	SCHEDULE	OF SCHEDULE	RPI	RPI	RPI	RPI
DIV. I ONLY		21- 7	40	9- 3	313	293	110	110	31	31
DIV. I NON-CONF.		8- 4	88	0- 0	288	127	114	114	31	31
TOTALS		RPI 1-25	RPI 26-50	W-L RECORDS	RPI 51-100	RPI 101-150	RPI 150+			
21- 7	0- 0		0- 0	OVERALL	1- 0	2- 2	18- 5			
11- 1	0- 0		0- 0	HOME	1- 0	2- 0	8- 1			
10- 6	0- 0		0- 0	AWAY	0- 0	0- 2	10- 4			
0- 0	0- 0		0- 0	NEUTRAL	0- 0	0- 0	0- 0			
8- 4	0- 0		0- 0	NON-CONFERENCE	1- 0	1- 1	6- 3			
4- 0	0- 0		0- 0	HOME	1- 0	1- 0	2- 0			
4- 4	0- 0		0- 0	AWAY	0- 0	0- 1	4- 3			
0- 0	0- 0		0- 0	NEUTRAL	0- 0	0- 0	0- 0			
13- 3	0- 0		0- 0	CONFERENCE	0- 0	1- 1	12- 2			
7- 1	0- 0		0- 0	HOME	0- 0	1- 0	6- 1			
6- 2	0- 0		0- 0	AWAY	0- 0	0- 1	6- 1			
0- 0	0- 0		0- 0	NEUTRAL	0- 0	0- 0	0- 0			

[illegible]

Non-Div I Games:	Oakland City	93	32
------------------	--------------	----	----

Eastern Ill.

Loss, Non-Conf, S Site, H Home A Away N Neutral

RPI S Opponent Score

RPI S Opponent Score  
340 A Jacksonville St. 71 55

E  
a  
s  
t  
e  
r  
n  
I  
l  
l  
.

E  
a  
s  
t  
e  
r  
n  
I  
l  
l  
.

Eastern Ill.

Average RPI Win:	299	WON-LOST	WINNING	LAST 12	STRENGTH OF	OPP. STRENGTH	TEAM	ADJ.	CONF.	ADJ CONF.
Average RPI Loss:	170	RECORD	PCT. RANK	GAMES	SCHEDULE	OF SCHEDULE	RPI	RPI	RPI	RPI
DIV. I ONLY	11- 15	216	4- 8	308	315	266	266	31	31	
DIV. I NON-CONF.	4- 6	212	1- 0	279	220	256	256	31	31	
TOTALS	RPI 1-25	RPI 26-50	W-L RECORDS	RPI 51-100	RPI 101-150	RPI 150+				
11- 15	0- 1	0- 0	OVERALL	0- 2	0- 3	11- 9				
5- 6	0- 1	0- 0	HOME	0- 0	0- 2	5- 3				
5- 7	0- 0	0- 0	AWAY	0- 1	0- 1	5- 5				
1- 2	0- 0	0- 0	NEUTRAL	0- 1	0- 0	1- 1				
4- 6	0- 1	0- 0	NON-CONFERENCE	0- 2	0- 0	4- 3				
2- 1	0- 1	0- 0	HOME	0- 0	0- 0	2- 0				
1- 3	0- 0	0- 0	AWAY	0- 1	0- 0	1- 2				
1- 2	0- 0	0- 0	NEUTRAL	0- 1	0- 0	1- 1				
7- 9	0- 0	0- 0	CONFERENCE	0- 0	0- 3	7- 6				
3- 5	0- 0	0- 0	HOME	0- 0	0- 2	3- 3				
4- 4	0- 0	0- 0	AWAY	0- 0	0- 1	4- 3				
0- 0	0- 0	0- 0	NEUTRAL	0- 0	0- 0	0- 0				

RPI 1-25				RPI 26-50				RPI 51-100				RPI 101+ Team's RPI: 266			
RPI	S	Opponent	Score	RPI	S	Opponent	Score	RPI	S	Opponent	Score	RPI	S	Opponent	Score
18	H	Louisville	53 77					77	N	Appalachian St.	62 64	110	A	Eastern Ill.	51 64
								93	A	Miami (OH)	55 60	110	H	Eastern Ill.	76 79
												113	H	UT Martin	61 84
												166	A	SIU Edwardsville	53 64
												166	H	SIU Edwardsville	55 66
												186	N	Campbell	52 64
												187	A	Xavier	61 66
												230	A	Tennessee Tech	51 66
												230	H	Tennessee Tech	67 82
												247	H	Belmont	60 46
												278	H	Longwood	80 62
												282	A	Austin Peay	61 59
												282	H	Austin Peay	63 66
												285	A	Morehead St.	58 68
												285	H	Morehead St.	78 68
												299	A	Western Mich.	71 60
												300	A	Tennessee St.	73 66
												300	H	Tennessee St.	79 59
												301	A	Murray St.	62 61
												303	A	Evansville	56 63
												321	H	Southeast Mo. St.	52 37
												331	N	Chicago St.	67 56
												340	A	Jacksonville St.	80 76
LAST 12 Division I GAMES:															
110	H	Eastern Ill.	76 79	300	A	Tennessee St.	73 66								
166	H	SIU Edwardsville	55 66	230	H	Tennessee Tech	67 82								
230	A	Tennessee Tech	51 66	278	H	Longwood	80 62								
285	H	Morehead St.	78 68	113	H	UT Martin	61 84								
110	A	Eastern Ill.	51 64	282	A	Austin Peay	61 59								
166	A	SIU Edwardsville	53 64	285	A	Morehead St.	58 68								

Non-Div I Games: Ky. Christian 97 61

Eastern Ky.

■ Loss, 
 ■ Non-Conf, S Site, 
 ■ Home 
 ■ Away 
 N Neutral



Average RPI Win:	203	WON-LOST	WINNING	LAST 12	STRENGTH OF	OPP. STRENGTH	TEAM	ADJ.	CONF.	ADJ CONF.
Average RPI Loss:	118	RECORD	PCT. RANK	GAMES	SCHEDULE	OF SCHEDULE	RPI	RPI	RPI	RPI
DIV. I ONLY	20- 7	45	11- 1	155	134	58	58	12	12	
DIV. I NON-CONF.	7- 5	122	0- 0	102	141	85	85	13	13	
TOTALS	RPI 1-25	RPI 26-50	W-L RECORDS	RPI 51-100	RPI 101-150	RPI 150+				
20- 7	0- 0	1- 1	OVERALL	3- 2	0- 3	16- 1				
10- 1	0- 0	1- 0	HOME	2- 0	0- 1	7- 0				
9- 6	0- 0	0- 1	AWAY	1- 2	0- 2	8- 1				
1- 0	0- 0	0- 0	NEUTRAL	0- 0	0- 0	1- 0				
7- 5	0- 0	1- 1	NON-CONFERENCE	0- 1	0- 3	6- 0				
2- 1	0- 0	1- 0	HOME	0- 0	0- 1	1- 0				
4- 4	0- 0	0- 1	AWAY	0- 1	0- 2	4- 0				
1- 0	0- 0	0- 0	NEUTRAL	0- 0	0- 0	1- 0				
13- 2	0- 0	0- 0	CONFERENCE	3- 1	0- 0	10- 1				
8- 0	0- 0	0- 0	HOME	2- 0	0- 0	6- 0				
5- 2	0- 0	0- 0	AWAY	1- 1	0- 0	4- 1				
0- 0	0- 0	0- 0	NEUTRAL	0- 0	0- 0	0- 0				

RPI S	Opponent	Score	RPI S	Opponent	Score	RPI S	Opponent	Score	RPI S	Opponent	Score
27	A Green Bay	53 84	45	H Michigan	77 64	54	A Michigan St.	59 60	127	A Detroit	69 70
						59	A Bowling Green	54 70	143	A Seattle	72 75
						81	A Toledo	70 66	147	H UMKC	68 70
						81	H Toledo	54 33	167	H Central Mich.	73 60
						93	H Miami (OH)	77 66	192	A Northern Ill.	77 57
									192	H Northern Ill.	64 52
									202	A Northeastern	83 53
									204	H Akron	91 46
									213	A Buffalo	72 54
									221	A Loyola Chicago	63 55
									224	A Canisius	65 53
									232	H Wyoming	65 43
									242	A Cornell	54 52
									249	N Saint Louis	66 55
									251	A Ohio	63 53
									270	A Ball St.	51 54
									270	H Ball St.	74 43
									298	H Kent St.	83 47
									299	A Western Mich.	83 56
									299	H Western Mich.	84 59
LAST 12 Division I GAMES:											
270	H Ball St.	74 43	251	A Ohio	63 53						
81	H Toledo	54 33	204	H Akron	91 46						
192	A Northern Ill.	77 57	213	A Buffalo	72 54						
299	A Western Mich.	83 56	59	A Bowling Green	54 70						
298	H Kent St.	83 47	167	H Central Mich.	73 60						
93	H Miami (OH)	77 66	299	H Western Mich.	84 59						

Non-Div I Games: Marygrove 110 31

Eastern Mich.

Average RPI Win: <b>224</b>	WON-LOST	WINNING	LAST 12	STRENGTH OF	OPP. STRENGTH	TEAM	ADJ.	CONF.	ADJ CONF.
Average RPI Loss: <b>112</b>	RECORD	PCT. RANK	GAMES	SCHEDULE	OF SCHEDULE	RPI	RPI	RPI	RPI
DIV. I ONLY	<b>14- 12</b>	<b>149</b>	<b>8- 4</b>	<b>131</b>	<b>139</b>	<b>149</b>	<b>149</b>	<b>18</b>	<b>18</b>
DIV. I NON-CONF.	<b>4- 7</b>	<b>229</b>	<b>0- 0</b>	<b>37</b>	<b>74</b>	<b>154</b>	<b>154</b>	<b>16</b>	<b>16</b>
TOTALS	RPI 1-25	RPI 26-50	W-L RECORDS	RPI 51-100	RPI 101-150	RPI 150+			
14- 12	0- 1	0- 1	OVERALL	1- 4	2- 3	11- 3			
6- 7	0- 0	0- 0	HOME	1- 3	1- 1	4- 3			
7- 5	0- 1	0- 1	AWAY	0- 1	1- 2	6- 0			
1- 0	0- 0	0- 0	NEUTRAL	0- 0	0- 0	1- 0			
4- 7	0- 1	0- 1	NON-CONFERENCE	1- 3	0- 1	3- 1			
2- 3	0- 0	0- 0	HOME	1- 2	0- 0	1- 1			
1- 4	0- 1	0- 1	AWAY	0- 1	0- 1	1- 0			
1- 0	0- 0	0- 0	NEUTRAL	0- 0	0- 0	1- 0			
10- 5	0- 0	0- 0	CONFERENCE	0- 1	2- 2	8- 2			
4- 4	0- 0	0- 0	HOME	0- 1	1- 1	3- 2			
6- 1	0- 0	0- 0	AWAY	0- 0	1- 1	5- 0			
0- 0	0- 0	0- 0	NEUTRAL	0- 0	0- 0	0- 0			

RPI 1-25				RPI 26-50				RPI 51-100				RPI 101+ Team's RPI: 149			
RPI	S	Opponent	Score	RPI	S	Opponent	Score	RPI	S	Opponent	Score	RPI	S	Opponent	Score
24	A	Gonzaga	69 <b>75</b>	50	A	BYU	58 <b>77</b>	52	H	Hofstra	69 <b>90</b>	130	A	Pacific	60 <b>69</b>
								56	H	Oregon St.	60 <b>74</b>	132	A	Montana St.	66 52
								70	A	Arizona St.	43 <b>74</b>	132	H	Montana St.	79 73
								72	H	San Diego	68 57	139	A	Northern Colo.	49 <b>56</b>
								74	H	Idaho St.	50 <b>63</b>	139	H	Northern Colo.	53 <b>56</b>
												158	A	Montana	67 57
												158	H	Montana	46 <b>53</b>
												182	A	Portland	76 60
												199	A	Portland St.	75 67
												199	H	Portland St.	69 <b>76</b>
												218	N	Arkansas St.	72 51
												244	A	Sacramento St.	90 84
												244	H	Sacramento St.	78 62
												250	H	Boise St.	63 <b>72</b>
												279	H	Idaho	76 61
												302	A	Northern Ariz.	74 56
												302	H	Northern Ariz.	84 58
												335	A	Weber St.	72 60
												335	H	Weber St.	78 45
LAST 12 Division I GAMES:															
				74	H	Idaho St.	50 <b>63</b>	132	A	Montana St.	66 52				
				199	H	Portland St.	69 <b>76</b>	158	A	Montana	67 57				
				139	A	Northern Colo.	49 <b>56</b>	199	A	Portland St.	75 67				
				335	H	Weber St.	78 45	139	H	Northern Colo.	53 <b>56</b>				
				244	A	Sacramento St.	90 84	244	H	Sacramento St.	78 62				
				302	H	Northern Ariz.	84 58	302	A	Northern Ariz.	74 56				

Non-Div I Games: Eastern Ore. 68 55 Corban 89 54

Eastern Wash.

Average RPI Win: <b>258</b>	WON-LOST	WINNING	LAST 12	STRENGTH OF	OPP. STRENGTH	TEAM	ADJ.	CONF.	ADJ CONF.
Average RPI Loss: <b>122</b>	RECORD	PCT. RANK	GAMES	SCHEDULE	OF SCHEDULE	RPI	RPI	RPI	RPI
DIV. I ONLY	<b>13- 13</b>	<b>163</b>	<b>8- 4</b>	<b>218</b>	<b>200</b>	<b>179</b>	<b>179</b>	<b>14</b>	<b>14</b>
DIV. I NON-CONF.	<b>2- 5</b>	<b>266</b>	<b>0- 0</b>	<b>283</b>	<b>149</b>	<b>296</b>	<b>296</b>	<b>20</b>	<b>20</b>
TOTALS	RPI 1-25	RPI 26-50	W-L RECORDS	RPI 51-100	RPI 101-150	RPI 150+			
13- 13	0- 0	0- 1	OVERALL	0- 6	1- 3	12- 3			
7- 3	0- 0	0- 0	HOME	0- 3	1- 0	6- 0			
5- 8	0- 0	0- 1	AWAY	0- 3	0- 2	5- 2			
1- 2	0- 0	0- 0	NEUTRAL	0- 0	0- 1	1- 1			
2- 5	0- 0	0- 1	NON-CONFERENCE	0- 0	0- 2	2- 2			
1- 0	0- 0	0- 0	HOME	0- 0	0- 0	1- 0			
0- 3	0- 0	0- 1	AWAY	0- 0	0- 1	0- 1			
1- 2	0- 0	0- 0	NEUTRAL	0- 0	0- 1	1- 1			
11- 8	0- 0	0- 0	CONFERENCE	0- 6	1- 1	10- 1			
6- 3	0- 0	0- 0	HOME	0- 3	1- 0	5- 0			
5- 5	0- 0	0- 0	AWAY	0- 3	0- 1	5- 1			
0- 0	0- 0	0- 0	NEUTRAL	0- 0	0- 0	0- 0			

RPI 1-25				RPI 26-50				RPI 51-100				RPI 101+				Team's RPI: 179	
RPI	S	Opponent	Score	RPI	S	Opponent	Score	RPI	S	Opponent	Score	RPI	S	Opponent	Score		
				41	A	West Virginia	36 84	69	A	Chattanooga	65 80	115	A	Charlotte	58 89		
								69	H	Chattanooga	46 59	133	A	Samford	53 67		
								77	A	Appalachian St.	68 84	133	H	Samford	69 44		
								77	H	Appalachian St.	58 72	150	N	Robert Morris	65 69		
								86	A	Davidson	66 75	186	H	Campbell	89 88		
								86	H	Davidson	51 78	198	A	Furman	60 75		
												198	H	Furman	76 58		
												228	A	Western Caro.	51 45		
												229	A	East Carolina	46 60		
												252	A	Col. of Charleston	63 50		
												252	H	Col. of Charleston	51 46		
												256	N	Massachusetts	56 76		
												293	A	Wofford	74 68		
												293	H	Wofford	72 59		
												294	A	Ga. Southern	83 53		
												294	H	Ga. Southern	61 60		
												297	A	UNC Greensboro	69 50		
												297	H	UNC Greensboro	57 43		
												334	N	Wagner	60 57		
LAST 12 Division I GAMES:																	
				293	H	Wofford	72 59	198	H	Furman	76 58						
				252	A	Col. of Charleston	63 50	69	A	Chattanooga	65 80						
				294	A	Ga. Southern	83 53	133	A	Samford	53 67						
				77	A	Appalachian St.	68 84	297	H	UNC Greensboro	57 43						
				86	H	Davidson	51 78	228	A	Western Caro.	51 45						
				297	A	UNC Greensboro	69 50	252	H	Col. of Charleston	51 46						

Non-Div I Games: Virginia Intermont 105 53 Virginia Union 70 46

Elon

Loss, Non-Conf, S Site, H Home A Away N Neutral

Average RPI Win: <b>229</b>	WON-LOST	WINNING	LAST 12	STRENGTH OF	OPP. STRENGTH	TEAM	ADJ.	CONF.	ADJ CONF.
Average RPI Loss: <b>146</b>	RECORD	PCT. RANK	GAMES	SCHEDULE	OF SCHEDULE	RPI	RPI	RPI	RPI
DIV. I ONLY	5- 22	315	1- 11	142	169	303	303	10	10
DIV. I NON-CONF.	3- 8	269	0- 0	232	326	300	300	10	10
TOTALS	RPI 1-25	RPI 26-50	W-L RECORDS	RPI 51-100	RPI 101-150	RPI 150+			
5- 22	0- 0	0- 2	OVERALL	1- 4	0- 7	4- 9			
4- 7	0- 0	0- 1	HOME	1- 0	0- 2	3- 4			
0- 14	0- 0	0- 1	AWAY	0- 4	0- 5	0- 4			
1- 1	0- 0	0- 0	NEUTRAL	0- 0	0- 0	1- 1			
3- 8	0- 0	0- 0	NON-CONFERENCE	0- 2	0- 2	3- 4			
2- 2	0- 0	0- 0	HOME	0- 0	0- 0	2- 2			
0- 5	0- 0	0- 0	AWAY	0- 2	0- 2	0- 1			
1- 1	0- 0	0- 0	NEUTRAL	0- 0	0- 0	1- 1			
2- 14	0- 0	0- 2	CONFERENCE	1- 2	0- 5	1- 5			
2- 5	0- 0	0- 1	HOME	1- 0	0- 2	1- 2			
0- 9	0- 0	0- 1	AWAY	0- 2	0- 3	0- 3			
0- 0	0- 0	0- 0	NEUTRAL	0- 0	0- 0	0- 0			

RPI S	Opponent	Score	RPI S	Opponent	Score	RPI S	Opponent	Score	RPI S	Opponent	Score	Team's RPI: 303
44	A Missouri St.	62 <b>76</b>	44	H Missouri St.	49 <b>74</b>	59	A Bowling Green	54 <b>71</b>	102	A Missouri	51 <b>74</b>	
						79	A Creighton	33 <b>65</b>	105	A Wichita St.	43 <b>69</b>	
						79	H Creighton	48 45	105	H Wichita St.	51 <b>57</b>	
						92	A Illinois St.	49 <b>62</b>	113	A UT Martin	69 <b>78</b>	
						96	A Cincinnati	34 <b>64</b>	137	A Indiana St.	54 <b>73</b>	
									140	A UNI	53 <b>58</b>	
									140	H UNI	51 <b>61</b>	
									154	A Drake	53 <b>67</b>	
									154	H Drake	51 <b>55</b>	
									165	A Bradley	64 <b>82</b>	
									165	H Bradley	71 59	
									174	H Marshall	48 <b>60</b>	
									209	N Brown	47 <b>55</b>	
									259	A Southern Ill.	46 <b>72</b>	
									259	H Southern Ill.	60 <b>74</b>	
									266	H Eastern Ky.	63 56	
									270	H Ball St.	50 <b>55</b>	
									301	A Murray St.	61 <b>76</b>	
									301	H Murray St.	78 48	
									336	N Troy	59 49	
LAST 12 Division I GAMES:												
259	A Southern Ill.	46 <b>72</b>	165	A Bradley	64 <b>82</b>							
105	A Wichita St.	43 <b>69</b>	259	H Southern Ill.	60 <b>74</b>							
44	A Missouri St.	62 <b>76</b>	44	H Missouri St.	49 <b>74</b>							
154	H Drake	51 <b>55</b>	105	H Wichita St.	51 <b>57</b>							
79	H Creighton	48 45	154	A Drake	53 <b>67</b>							
140	A UNI	53 <b>58</b>	79	A Creighton	33 <b>65</b>							

Non-Div I Games:

Evansville

■ Loss, 
 ■ Non-Conf, 
 ■ S Site, 
 ■ Home 
 ■ A Away 
 N Neutral

Average RPI Win:	231	WON-LOST	WINNING	LAST 12	STRENGTH OF	OPP. STRENGTH	TEAM	ADJ.	CONF.	ADJ CONF.
Average RPI Loss:	124	RECORD	PCT. RANK	GAMES	SCHEDULE	OF SCHEDULE	RPI	RPI	RPI	RPI
DIV. I ONLY	19- 9	76	9- 3	264	178	146	146	17	17	
DIV. I NON-CONF.	9- 3	61	0- 0	251	226	130	130	14	14	
TOTALS	RPI 1-25	RPI 26-50	W-L RECORDS	RPI 51-100	RPI 101-150	RPI 150+				
19- 9	0- 1	0- 2	OVERALL	1- 1	3- 1	15- 4				
12- 4	0- 1	0- 1	HOME	1- 1	3- 0	8- 1				
5- 5	0- 0	0- 1	AWAY	0- 0	0- 1	5- 3				
2- 0	0- 0	0- 0	NEUTRAL	0- 0	0- 0	2- 0				
9- 3	0- 1	0- 0	NON-CONFERENCE	1- 1	2- 0	6- 1				
6- 2	0- 1	0- 0	HOME	1- 1	2- 0	3- 0				
1- 1	0- 0	0- 0	AWAY	0- 0	0- 0	1- 1				
2- 0	0- 0	0- 0	NEUTRAL	0- 0	0- 0	2- 0				
10- 6	0- 0	0- 2	CONFERENCE	0- 0	1- 1	9- 3				
6- 2	0- 0	0- 1	HOME	0- 0	1- 0	5- 1				
4- 4	0- 0	0- 1	AWAY	0- 0	0- 1	4- 2				
0- 0	0- 0	0- 0	NEUTRAL	0- 0	0- 0	0- 0				

RPI 1-25				RPI 26-50				RPI 51-100				RPI 101+ Team's RPI: 146			
RPI	S	Opponent	Score	RPI	S	Opponent	Score	RPI	S	Opponent	Score	RPI	S	Opponent	Score
8	H	Maryland	52 84	38	A	Middle Tenn.	53 58	65	H	Fla. Gulf Coast	72 80	112	H	Auburn	64 55
				38	H	Middle Tenn.	60 74	85	H	Albany (NY)	69 56	121	A	UALR	58 63
												124	H	Denver	58 42
												138	H	Florida A&M	79 64
												159	A	Fla. Atlantic	49 51
												159	H	Fla. Atlantic	49 50
												177	A	South Ala.	50 48
												177	H	South Ala.	58 55
												188	A	UCF	61 46
												195	H	North Texas	68 65
												218	A	Arkansas St.	52 45
												234	A	Western Ky.	48 65
												234	H	Western Ky.	60 56
												239	H	La.-Monroe	65 55
												284	H	Jacksonville	63 37
												289	H	CSU Bakersfield	82 59
												291	A	UTSA	54 61
												292	H	Morgan St.	77 60
												306	A	La.-Lafayette	78 48
												320	N	Delaware St.	73 57
												336	A	Troy	65 41
												336	H	Troy	74 52
												340	N	Jacksonville St.	79 52
LAST 12 Division I GAMES:															
177	H	South Ala.	58 55	159	A	Fla. Atlantic	49 51								
336	H	Troy	74 52	336	A	Troy	65 41								
218	A	Arkansas St.	52 45	234	H	Western Ky.	60 56								
121	A	UALR	58 63	159	H	Fla. Atlantic	49 50								
124	H	Denver	58 42	177	A	South Ala.	50 48								
195	H	North Texas	68 65	306	A	La.-Lafayette	78 48								

Non-Div I Games: Lynn 68 30

FIU

■ Loss, 
 ■ Non-Conf, S Site, 
 ■ Home 
 ■ Away 
 N Neutral

## Fairfield

Through Games Of Sunday, February 26, 2012				STRENGTH OF SCHEDULE		OPP. STRENGTH OF SCHEDULE		TEAM RPI	ADJ. RPI	CONF. RPI	ADJ CONF. RPI
Average RPI Win:	246	WON-LOST RECORD	WINNING PCT. RANK	LAST 12 GAMES							
Average RPI Loss:	103										
DIV. I ONLY	22- 7	32	10- 2	301	186		101		101	22	22
DIV. I NON-CONF.	7- 4	99	0- 0	304	109		146		146	21	21
TOTALS	RPI 1-25	RPI 26-50		W-L RECORDS	RPI 51-100		RPI 101-150		RPI 150+		
22- 7	0- 1	0- 2		OVERALL	0- 1		2- 1		20- 2		
11- 1	0- 0	0- 1		HOME	0- 0		1- 0		10- 0		
10- 5	0- 1	0- 1		AWAY	0- 1		1- 0		9- 2		
1- 1	0- 0	0- 0		NEUTRAL	0- 0		0- 1		1- 0		
7- 4	0- 1	0- 0		NON-CONFERENCE	0- 1		2- 1		5- 1		
3- 0	0- 0	0- 0		HOME	0- 0		1- 0		2- 0		
3- 3	0- 1	0- 0		AWAY	0- 1		1- 0		2- 1		
1- 1	0- 0	0- 0		NEUTRAL	0- 0		0- 1		1- 0		
15- 3	0- 0	0- 2		CONFERENCE	0- 0		0- 0		15- 1		
8- 1	0- 0	0- 1		HOME	0- 0		0- 0		8- 0		
7- 2	0- 0	0- 1		AWAY	0- 0		0- 0		7- 1		
0- 0	0- 0	0- 0		NEUTRAL	0- 0		0- 0		0- 0		

RPI 1-25				RPI 26-50				RPI 51-100				RPI 101+ Team's RPI: 101			
RPI	S	Opponent	Score	RPI	S	Opponent	Score	RPI	S	Opponent	Score	RPI	S	Opponent	Score
3	A	Connecticut	40 93	43	A	Marist	54 60	68	A	Quinnipiac	55 64	109	N	Providence	43 75
				43	H	Marist	47 59					130	H	Pacific	56 47
												145	A	La Salle	55 52
												181	A	Loyola Maryland	48 55
												181	H	Loyola Maryland	44 42
												183	A	Manhattan	63 59
												183	H	Manhattan	58 49
												209	A	Brown	63 55
												223	A	Niagara	56 50
												223	H	Niagara	57 46
												224	A	Canisius	63 51
												224	H	Canisius	55 43
												237	A	Iona	78 64
												237	H	Iona	62 58
												263	A	Siena	68 49
												263	H	Siena	52 48
												274	A	Vermont	48 65
												277	A	Rider	49 30
												277	H	Rider	51 35
												312	N	Rhode Island	66 56
												319	H	Stony Brook	42 34
												324	A	St. Francis (NY)	53 30
												325	A	Saint Peter's	59 47
												325	H	Saint Peter's	61 44
												333	H	Columbia	54 44
LAST 12 Division I GAMES:															
277	A	Rider	49 30	325	H	Saint Peter's	61 44								
181	H	Loyola Maryland	44 42	277	H	Rider	51 35								
224	A	Canisius	63 51	237	A	Iona	78 64								
223	A	Niagara	56 50	183	H	Manhattan	58 49								
181	A	Loyola Maryland	48 55	223	H	Niagara	57 46								
43	A	Marist	54 60	263	A	Siena	68 49								

Non-Div I Games:

Fairfield

■ Loss, 
■ Non-Conf, 
■ S Site, 
■ H Home 
■ A Away 
N Neutral

Average RPI Win:	252	WON-LOST	WINNING	LAST 12	STRENGTH OF	OPP. STRENGTH	TEAM	ADJ.	CONF.	ADJ CONF.
Average RPI Loss:	159	RECORD	PCT. RANK	GAMES	SCHEDULE	OF SCHEDULE	RPI	RPI	RPI	RPI
DIV. I ONLY	13- 16	198	5- 7	293	196	235	235	15	15	
DIV. I NON-CONF.	5- 7	208	0- 0	285	204	258	258	22	22	
TOTALS	RPI 1-25	RPI 26-50	W-L RECORDS	RPI 51-100	RPI 101-150	RPI 150+				
13- 16	0- 1	0- 1	OVERALL	1- 2	1- 3	11- 9				
6- 7	0- 0	0- 0	HOME	1- 2	0- 2	5- 3				
6- 8	0- 0	0- 0	AWAY	0- 0	1- 1	5- 6				
1- 1	0- 0	0- 1	NEUTRAL	0- 0	0- 0	1- 0				
5- 7	0- 1	0- 1	NON-CONFERENCE	0- 1	0- 1	5- 3				
3- 2	0- 0	0- 0	HOME	0- 1	0- 1	3- 0				
1- 4	0- 1	0- 0	AWAY	0- 0	0- 0	1- 3				
1- 1	0- 0	0- 1	NEUTRAL	0- 0	0- 0	1- 0				
8- 9	0- 0	0- 0	CONFERENCE	1- 1	1- 2	6- 6				
3- 5	0- 0	0- 0	HOME	1- 1	0- 1	2- 3				
5- 4	0- 0	0- 0	AWAY	0- 0	1- 1	4- 3				
0- 0	0- 0	0- 0	NEUTRAL	0- 0	0- 0	0- 0				

RPI 1-25				RPI 26-50				RPI 51-100				RPI 101+ Team's RPI: 235			
RPI	S	Opponent	Score	RPI	S	Opponent	Score	RPI	S	Opponent	Score	RPI	S	Opponent	Score
3	A	Connecticut	28 74	40	N	Dayton	48 84	66	H	Howard	56 66	119	A	LIU Brooklyn	71 65
								68	H	Quinnipiac	74 65	125	H	Yale	51 80
								71	H	Sacred Heart	47 62	150	A	Robert Morris	50 79
												150	H	Robert Morris	49 73
												156	A	Monmouth	72 64
												156	H	Monmouth	60 64
												161	A	Saint Francis (PA)	56 69
												161	H	Saint Francis (PA)	58 60
												193	A	Mt. St. Mary's	51 62
												193	H	Mt. St. Mary's	63 58
												200	A	Boston College	57 68
												213	N	Buffalo	63 54
												217	A	Central Conn. St.	49 51
												238	A	Bryant	54 43
												255	A	Army	37 51
												277	A	Rider	68 69
												319	H	Stony Brook	51 48
												323	A	NJIT	68 57
												324	A	St. Francis (NY)	70 60
												324	H	St. Francis (NY)	47 62
												325	H	Saint Peter's	55 46
												333	H	Columbia	71 51
												334	A	Wagner	66 62
												334	H	Wagner	86 49
LAST 12 Division I GAMES:															
324	H	St. Francis (NY)	47 62	71	H	Sacred Heart	47 62	238	A	Bryant	54 43	150	H	Robert Morris	49 73
334	A	Wagner	66 62	217	A	Central Conn. St.	49 51	161	H	Saint Francis (PA)	58 60	119	A	LIU Brooklyn	71 65
193	A	Mt. St. Mary's	51 62	150	H	Robert Morris	49 73								
156	H	Monmouth	60 64												
156	A	Monmouth	72 64												
68	H	Quinnipiac	74 65												

Non-Div I Games:

Fairleigh Dickinson

■ Loss, 
 ■ Non-Conf, 
 S Site, 
 ■ Home 
 ■ Away 
 N Neutral

Average RPI Win:	238	WON-LOST	WINNING	LAST 12	STRENGTH OF	OPP. STRENGTH	TEAM	ADJ.	CONF.	ADJ CONF.
Average RPI Loss:	137	RECORD	PCT. RANK	GAMES	SCHEDULE	OF SCHEDULE	RPI	RPI	RPI	RPI
DIV. I ONLY	14- 11	136	8- 4	204	218	159	159	17	17	
DIV. I NON-CONF.	3- 6	239	0- 0	199	289	268	268	14	14	
TOTALS	RPI 1-25	RPI 26-50	W-L RECORDS	RPI 51-100	RPI 101-150	RPI 150+				
14- 11	0- 0	0- 4	OVERALL	0- 0	3- 2	11- 5				
9- 2	0- 0	0- 1	HOME	0- 0	2- 0	7- 1				
4- 7	0- 0	0- 2	AWAY	0- 0	1- 1	3- 2				
1- 2	0- 0	0- 0	NEUTRAL	0- 0	0- 0	1- 2				
3- 6	0- 0	0- 2	NON-CONFERENCE	0- 0	0- 1	3- 3				
2- 1	0- 0	0- 0	HOME	0- 0	0- 0	2- 1				
0- 3	0- 0	0- 2	AWAY	0- 0	0- 1	0- 0				
1- 2	0- 0	0- 0	NEUTRAL	0- 0	0- 0	1- 2				
11- 5	0- 0	0- 2	CONFERENCE	0- 0	3- 1	8- 2				
7- 1	0- 0	0- 1	HOME	0- 0	2- 0	5- 0				
4- 4	0- 0	0- 1	AWAY	0- 0	1- 1	3- 2				
0- 0	0- 0	0- 0	NEUTRAL	0- 0	0- 0	0- 0				

RPI 1-25				RPI 26-50				RPI 51-100				RPI 101+ Team's RPI: 159			
RPI	S	Opponent	Score	RPI	S	Opponent	Score	RPI	S	Opponent	Score	RPI	S	Opponent	Score
				38	A	Middle Tenn.	41 65					121	A	UALR	38 60
				38	H	Middle Tenn.	37 55					124	H	Denver	51 50
				42	A	Kansas	63 82					129	A	Stetson	37 52
				45	A	Michigan	51 73					146	A	FIU	50 49
												146	H	FIU	51 49
												171	N	Lamar	61 66
												177	A	South Ala.	57 66
												177	H	South Ala.	41 40
												195	H	North Texas	71 63
												218	A	Arkansas St.	57 44
												234	A	Western Ky.	60 71
												234	H	Western Ky.	60 58
												239	H	La.-Monroe	65 58
												249	H	Saint Louis	63 70
												258	N	IUPUI	64 74
												265	H	North Florida	63 52
												305	H	Bethune-Cookman	68 46
												305	N	Bethune-Cookman	71 70
												306	A	La.-Lafayette	66 52
												336	A	Troy	66 46
												336	H	Troy	68 62
LAST 12 Division I GAMES:															
				336	H	Troy	68 62					146	H	FIU	51 49
				177	H	South Ala.	41 40					177	A	South Ala.	57 66
				38	A	Middle Tenn.	41 65					234	H	Western Ky.	60 58
				234	A	Western Ky.	60 71					146	A	FIU	50 49
				195	H	North Texas	71 63					336	A	Troy	66 46
				124	H	Denver	51 50					38	H	Middle Tenn.	37 55

Non-Div I Games: Webber Int'l 77 52 Warner 76 50

Fla. Atlantic



Average RPI Win: <b>239</b>	WON-LOST	WINNING	LAST 12	STRENGTH OF	OPP. STRENGTH	TEAM	ADJ.	CONF.	ADJ CONF.
Average RPI Loss: <b>134</b>	RECORD	PCT. RANK	GAMES	SCHEDULE	OF SCHEDULE	RPI	RPI	RPI	RPI

DIV. I ONLY	25- 2	7	12- 0	314	278	65	65	30	30
DIV. I NON-CONF.	7- 2	47	0- 0	182	56	61	61	30	30
TOTALS	RPI 1-25	RPI 26-50	W-L RECORDS	RPI 51-100	RPI 101-150	RPI 150+			
25- 2	0- 0	1- 0	OVERALL	1- 1	3- 0	20- 1			
12- 0	0- 0	1- 0	HOME	1- 0	1- 0	9- 0			
12- 1	0- 0	0- 0	AWAY	0- 0	2- 0	10- 1			
1- 1	0- 0	0- 0	NEUTRAL	0- 1	0- 0	1- 0			
7- 2	0- 0	1- 0	NON-CONFERENCE	1- 1	1- 0	4- 1			
3- 0	0- 0	1- 0	HOME	1- 0	0- 0	1- 0			
3- 1	0- 0	0- 0	AWAY	0- 0	1- 0	2- 1			
1- 1	0- 0	0- 0	NEUTRAL	0- 1	0- 0	1- 0			
18- 0	0- 0	0- 0	CONFERENCE	0- 0	2- 0	16- 0			
9- 0	0- 0	0- 0	HOME	0- 0	1- 0	8- 0			
9- 0	0- 0	0- 0	AWAY	0- 0	1- 0	8- 0			
0- 0	0- 0	0- 0	NEUTRAL	0- 0	0- 0	0- 0			

RPI S	Opponent	Score	RPI S	Opponent	Score	RPI S	Opponent	Score	RPI S	Opponent	Score
47	H Richmond	81 67	54	H Michigan St.	59 58	129	A Stetson	59 55	129	H Stetson	79 56
			98	N North Carolina St.	64 69	146	A FIU	80 72	170	A Seton Hall	51 57
						188	A UCF	75 36	207	H Virginia Tech	69 41
						245	A Hawaii	72 52	247	A Belmont	57 50
						247	H Belmont	54 34	265	A North Florida	72 61
						265	H North Florida	68 34	268	N Alcorn St.	85 38
						272	A East Tenn. St.	71 64	272	H East Tenn. St.	88 60
						273	A Kennesaw St.	87 50	273	H Kennesaw St.	58 51
						284	A Jacksonville	70 60	284	H Jacksonville	74 51
						287	A S.C. Upstate	76 63	287	H S.C. Upstate	77 53
						322	A Mercer	98 50	322	H Mercer	92 55
						332	A Lipscomb	76 59	332	H Lipscomb	97 54
						247	A Belmont	57 50			

Non-Div I Games: Webber Int'l 106 27

Average RPI Win:	131	WON-LOST	WINNING	LAST 12	STRENGTH OF	OPP. STRENGTH	TEAM	ADJ.	CONF.	ADJ CONF.
Average RPI Loss:	32	RECORD	PCT. RANK	GAMES	SCHEDULE	OF SCHEDULE	RPI	RPI	RPI	RPI
DIV. I ONLY	18- 11	102	7- 5	11	47	37	37	3	3	
DIV. I NON-CONF.	10- 3	49	0- 0	46	111	41	41	3	3	
TOTALS	RPI 1-25	RPI 26-50	W-L RECORDS	RPI 51-100	RPI 101-150	RPI 150+				
18- 11	1- 6	2- 4	OVERALL	3- 0	6- 1	6- 0				
13- 3	1- 1	1- 2	HOME	3- 0	4- 0	4- 0				
3- 7	0- 4	1- 2	AWAY	0- 0	0- 1	2- 0				
2- 1	0- 1	0- 0	NEUTRAL	0- 0	2- 0	0- 0				
10- 3	0- 1	0- 1	NON-CONFERENCE	3- 0	4- 1	3- 0				
7- 1	0- 0	0- 1	HOME	3- 0	2- 0	2- 0				
1- 1	0- 0	0- 0	AWAY	0- 0	0- 1	1- 0				
2- 1	0- 1	0- 0	NEUTRAL	0- 0	2- 0	0- 0				
8- 8	1- 5	2- 3	CONFERENCE	0- 0	2- 0	3- 0				
6- 2	1- 1	1- 1	HOME	0- 0	2- 0	2- 0				
2- 6	0- 4	1- 2	AWAY	0- 0	0- 0	1- 0				
0- 0	0- 0	0- 0	NEUTRAL	0- 0	0- 0	0- 0				

RPI S	Opponent	Score	RPI S	Opponent	Score	Team's RPI: 37	RPI S	Opponent	Score	RPI S	Opponent	Score
5	A Tennessee	59 75	28	A Arkansas	72 73		75	H Duquesne	62 49	112	H Auburn	70 56
10	A Kentucky	52 57	29	A LSU	73 64		80	H Hampton	63 46	115	N Charlotte	82 73
10	H Kentucky	56 59	29	H LSU	62 58		88	H Florida St.	72 58	128	H Mississippi St.	79 45
13	N Rutgers	49 63	32	A South Carolina	58 62					129	H Stetson	71 57
17	A Georgia	55 61	32	H South Carolina	44 49					130	A Pacific	73 78
17	H Georgia	61 57	45	H Michigan	66 69					133	H Samford	81 56
25	A Vanderbilt	69 75								145	N La Salle	85 74
										175	H Alabama	61 37
										191	A Ole Miss	59 55
										191	H Ole Miss	84 55
										212	H Charleston So.	83 59
										247	H Belmont	72 45
										267	A San Francisco	91 68
LAST 12 Division I GAMES:												
5	A Tennessee	59 75	191	H Ole Miss	84 55							
128	H Mississippi St.	79 45	29	A LSU	73 64							
17	H Georgia	61 57	28	A Arkansas	72 73							
25	A Vanderbilt	69 75	10	A Kentucky	52 57							
32	A South Carolina	58 62	175	H Alabama	61 37							
112	H Auburn	70 56	29	H LSU	62 58							

Non-Div I Games:

Florida

Average RPI Win:	279	WON-LOST	WINNING	LAST 12	STRENGTH OF	OPP. STRENGTH	TEAM	ADJ.	CONF.	ADJ CONF.
Average RPI Loss:	108	RECORD	PCT. RANK	GAMES	SCHEDULE	OF SCHEDULE	RPI	RPI	RPI	RPI
DIV. I ONLY	19- 7	48	10- 2	322	305	138	138	29	29	
DIV. I NON-CONF.	7- 5	122	0- 0	243	210	136	136	25	25	
TOTALS	RPI 1-25	RPI 26-50	W-L RECORDS	RPI 51-100	RPI 101-150	RPI 150+				
19- 7	0- 1	0- 1	OVERALL	0- 2	1- 1	18- 2				
6- 3	0- 1	0- 1	HOME	0- 1	1- 0	5- 0				
12- 4	0- 0	0- 0	AWAY	0- 1	0- 1	12- 1				
1- 0	0- 0	0- 0	NEUTRAL	0- 0	0- 0	1- 0				
7- 5	0- 1	0- 1	NON-CONFERENCE	0- 0	1- 1	6- 2				
1- 2	0- 1	0- 1	HOME	0- 0	1- 0	0- 0				
5- 3	0- 0	0- 0	AWAY	0- 0	0- 1	5- 2				
1- 0	0- 0	0- 0	NEUTRAL	0- 0	0- 0	1- 0				
12- 2	0- 0	0- 0	CONFERENCE	0- 2	0- 0	12- 0				
5- 1	0- 0	0- 0	HOME	0- 1	0- 0	5- 0				
7- 1	0- 0	0- 0	AWAY	0- 1	0- 0	7- 0				
0- 0	0- 0	0- 0	NEUTRAL	0- 0	0- 0	0- 0				

RPI 1-25				RPI 26-50				RPI 51-100				RPI 101+ Team's RPI: 138			
RPI	S	Opponent	Score	RPI	S	Opponent	Score	RPI	S	Opponent	Score	RPI	S	Opponent	Score
18	H	Louisville	66 86	39	H	Nebraska	64 72	66	A	Howard	61 68	104	H	UAB	69 59
								80	H	Hampton	43 46	146	A	FIU	64 79
												188	A	UCF	51 67
												197	A	Southern Miss.	77 68
												215	A	Md.-East. Shore	54 49
												216	A	Nicholls St.	69 77
												261	A	South Carolina St.	75 69
												261	H	South Carolina St.	79 62
												262	A	N.C. A&T	70 68
												262	H	N.C. A&T	68 63
												282	A	Austin Peay	86 77
												284	A	Jacksonville	78 59
												296	A	Southeastern La.	85 63
												300	A	Tennessee St.	90 75
												305	A	Bethune-Cookman	81 57
												305	H	Bethune-Cookman	65 51
												315	A	Savannah St.	58 45
												315	H	Savannah St.	55 50
												320	A	Delaware St.	84 65
												330	N	Northwestern St.	77 53
												341	A	N.C. Central	78 51
												341	H	N.C. Central	102 66
LAST 12 Division I GAMES:															
				80	H	Hampton	43 46					305	H	Bethune-Cookman	65 51
				261	A	South Carolina St.	75 69					320	A	Delaware St.	84 65
				315	A	Savannah St.	58 45					215	A	Md.-East. Shore	54 49
				66	A	Howard	61 68					261	H	South Carolina St.	79 62
				262	H	N.C. A&T	68 63					315	H	Savannah St.	55 50
				341	H	N.C. Central	102 66					262	A	N.C. A&T	70 68

Non-Div I Games:

Florida A&amp;M

■ Loss, 
 ■ Non-Conf, S Site, 
 ■ Home 
 ■ Away 
 N Neutral

Average RPI Win:	176	WON-LOST	WINNING	LAST 12	STRENGTH OF	OPP. STRENGTH	TEAM	ADJ.	CONF.	ADJ CONF.
Average RPI Loss:	32	RECORD	PCT. RANK	GAMES	SCHEDULE	OF SCHEDULE	RPI	RPI	RPI	RPI
DIV. I ONLY	14- 16	184	4- 8	24	36	88	88	6	6	
DIV. I NON-CONF.	8- 6	128	0- 0	27	18	66	66	6	6	
<hr/>										
TOTALS	RPI 1-25	RPI 26-50	W-L RECORDS	RPI 51-100	RPI 101-150	RPI 150+				
14- 16	0- 9	0- 5	OVERALL	2- 2	3- 0	9- 0				
6- 8	0- 5	0- 2	HOME	0- 1	2- 0	4- 0				
6- 7	0- 4	0- 2	AWAY	1- 1	0- 0	5- 0				
2- 1	0- 0	0- 1	NEUTRAL	1- 0	1- 0	0- 0				
8- 6	0- 3	0- 3	NON-CONFERENCE	1- 0	3- 0	4- 0				
4- 2	0- 1	0- 1	HOME	0- 0	2- 0	2- 0				
2- 3	0- 2	0- 1	AWAY	0- 0	0- 0	2- 0				
2- 1	0- 0	0- 1	NEUTRAL	1- 0	1- 0	0- 0				
6- 10	0- 6	0- 2	CONFERENCE	1- 2	0- 0	5- 0				
2- 6	0- 4	0- 1	HOME	0- 1	0- 0	2- 0				
4- 4	0- 2	0- 1	AWAY	1- 1	0- 0	3- 0				
0- 0	0- 0	0- 0	NEUTRAL	0- 0	0- 0	0- 0				

RPI 1-25				RPI 26-50				RPI 51-100 Team's RPI: 88				RPI 101+			
RPI	S	Opponent	Score	RPI	S	Opponent	Score	RPI	S	Opponent	Score	RPI	S	Opponent	Score
8	H	Maryland	70 91	28	N	Arkansas	52 55	83	H	North Carolina	66 71	115	H	Charlotte	64 62
9	A	Duke	66 73	37	A	Florida	58 72	87	N	South Fla.	62 49	125	H	Yale	92 58
9	H	Duke	57 67	39	H	Nebraska	63 66	97	A	Wake Forest	55 65	126	N	Minnesota	68 56
11	A	Miami (FL)	60 67	49	A	Virginia	52 62	98	A	North Carolina St.	67 64	184	H	Alabama A&M	86 41
11	H	Miami (FL)	57 60	49	H	Virginia	57 66					188	A	UCF	60 47
18	H	Louisville	76 85									200	A	Boston College	68 59
21	H	Georgia Tech	55 79									204	A	Akron	90 64
22	A	Ohio St.	75 78									207	A	Virginia Tech	75 40
25	A	Vanderbilt	59 64									207	H	Virginia Tech	78 60
												241	A	Clemson	74 52
												241	H	Clemson	59 47
												243	H	Georgia St.	94 74
<hr/>															
LAST 12 Division I GAMES:															
				49	H	Virginia	57 66	207	H	Virginia Tech	78 60				
				241	A	Clemson	74 52	49	A	Virginia	52 62				
				11	A	Miami (FL)	60 67	98	A	North Carolina St.	67 64				
				83	H	North Carolina	66 71	21	H	Georgia Tech	55 79				
				9	H	Duke	57 67	200	A	Boston College	68 59				
				97	A	Wake Forest	55 65	11	H	Miami (FL)	57 60				

Non-Div I Games:

Florida St.

■ Loss, 
 ■ Non-Conf, 
 ■ S Site, 
 ■ H Home 
 ■ A Away 
 N Neutral

Fordham

Through Games Of Sunday, February 26, 2012				STRENGTH OF		OPP. STRENGTH	TEAM	ADJ.	CONF.	ADJ CONF.
Average RPI Win:	228	WON-LOST	WINNING	LAST 12	SCHEDULE	OF SCHEDULE	RPI	RPI	RPI	RPI
Average RPI Loss:	124	RECORD	PCT. RANK	GAMES						
DIV. I ONLY	12- 17	219	3- 9	168	115	201	201	9	9	
DIV. I NON-CONF.	9- 6	117	0- 0	215	243	156	156	9	9	
TOTALS	RPI 1-25	RPI 26-50	W-L RECORDS	RPI 51-100	RPI 101-150	RPI 150+				
12- 17	0- 2	0- 2	OVERALL	1- 4	0- 4	11- 5				
6- 8	0- 0	0- 1	HOME	1- 2	0- 3	5- 2				
6- 8	0- 2	0- 1	AWAY	0- 2	0- 1	6- 2				
0- 1	0- 0	0- 0	NEUTRAL	0- 0	0- 0	0- 1				
9- 6	0- 1	0- 0	NON-CONFERENCE	1- 1	0- 1	8- 3				
4- 3	0- 0	0- 0	HOME	1- 1	0- 1	3- 1				
5- 2	0- 1	0- 0	AWAY	0- 0	0- 0	5- 1				
0- 1	0- 0	0- 0	NEUTRAL	0- 0	0- 0	0- 1				
3- 11	0- 1	0- 2	CONFERENCE	0- 3	0- 3	3- 2				
2- 5	0- 0	0- 1	HOME	0- 1	0- 2	2- 1				
1- 6	0- 1	0- 1	AWAY	0- 2	0- 1	1- 1				
0- 0	0- 0	0- 0	NEUTRAL	0- 0	0- 0	0- 0				

RPI 1-25				RPI 26-50				RPI 51-100				RPI 101+ Team's RPI: 201			
RPI	S	Opponent	Score	RPI	S	Opponent	Score	RPI	S	Opponent	Score	RPI	S	Opponent	Score
13	A	Rutgers	48 68	40	H	Dayton	37 62	51	A	Temple	51 69	115	H	Charlotte	41 61
23	A	St. Bonaventure	45 52	47	A	Richmond	50 63	61	A	Saint Joseph's	46 57	144	H	Coppin St.	60 61
								72	H	San Diego	44 42	145	A	La Salle	62 68
								75	H	Duquesne	50 56	145	H	La Salle	55 56
								85	H	Albany (NY)	42 59	169	A	Holy Cross	54 43
												176	N	TCU	47 48
												183	A	Manhattan	59 49
												187	H	Xavier	57 68
												188	A	UCF	70 57
												190	H	Winthrop	76 53
												208	H	Navy	47 43
												235	A	George Washington	43 54
												242	H	Cornell	39 40
												249	H	Saint Louis	64 61
												256	A	Massachusetts	56 54
												269	H	Cleveland St.	52 43
												312	H	Rhode Island	69 49
												319	A	Stony Brook	41 37
												320	A	Delaware St.	63 48
												328	A	Bucknell	39 49
LAST 12 Division I GAMES:															
249	H	Saint Louis	64 61	145	H	La Salle	55 56								
23	A	St. Bonaventure	45 52	256	A	Massachusetts	56 54								
47	A	Richmond	50 63	115	H	Charlotte	41 61								
75	H	Duquesne	50 56	40	H	Dayton	37 62								
187	H	Xavier	57 68	61	A	Saint Joseph's	46 57								
51	A	Temple	51 69	312	H	Rhode Island	69 49								

Non-Div I Games:

Fordham

Loss, Non-Conf, S Site, H Home A Away N Neutral

Average RPI Win:	220	WON-LOST	WINNING	LAST 12	STRENGTH OF	OPP. STRENGTH	TEAM	ADJ.	CONF.	ADJ CONF.
Average RPI Loss:	109	RECORD	PCT. RANK	GAMES	SCHEDULE	OF SCHEDULE	RPI	RPI	RPI	RPI
DIV. I ONLY	23- 5	19	11- 1	250	132	63	63	25	25	
DIV. I NON-CONF.	12- 4	61	0- 0	145	62	59	59	24	24	
TOTALS	RPI 1-25	RPI 26-50	W-L RECORDS	RPI 51-100	RPI 101-150	RPI 150+				
23- 5	1- 1	0- 1	OVERALL	0- 0	5- 2	17- 1				
11- 1	1- 1	0- 0	HOME	0- 0	4- 0	6- 0				
11- 4	0- 0	0- 1	AWAY	0- 0	1- 2	10- 1				
1- 0	0- 0	0- 0	NEUTRAL	0- 0	0- 0	1- 0				
12- 4	1- 1	0- 1	NON-CONFERENCE	0- 0	3- 2	8- 0				
6- 1	1- 1	0- 0	HOME	0- 0	3- 0	2- 0				
5- 3	0- 0	0- 1	AWAY	0- 0	0- 2	5- 0				
1- 0	0- 0	0- 0	NEUTRAL	0- 0	0- 0	1- 0				
11- 1	0- 0	0- 0	CONFERENCE	0- 0	2- 0	9- 1				
5- 0	0- 0	0- 0	HOME	0- 0	1- 0	4- 0				
6- 1	0- 0	0- 0	AWAY	0- 0	1- 0	5- 1				
0- 0	0- 0	0- 0	NEUTRAL	0- 0	0- 0	0- 0				

RPI 1-25				RPI 26-50				RPI 51-100				Team's RPI: 63	RPI 101+			
RPI	S	Opponent	Score	RPI	S	Opponent	Score	RPI	S	Opponent	Score		RPI	S	Opponent	Score
2	H	Stanford	59 93	31	A	Southern California	57 65						108	A	UNLV	71 73
15	H	Oklahoma	69 66										130	H	Pacific	61 52
													131	A	Pepperdine	78 81
													136	H	Oregon	81 71
													142	A	Utah St.	90 67
													142	H	Utah St.	78 60
													143	H	Seattle	71 61
													152	A	Cal Poly	79 76
													164	A	Cal St. Northridge	70 61
													173	H	Santa Clara	83 71
													188	A	SMU	88 67
													194	A	Louisiana Tech	61 59
													245	A	Hawaii	83 52
													245	H	Hawaii	83 48
													271	A	San Jose St.	61 62
													271	H	San Jose St.	76 49
													279	A	Idaho	72 49
													279	H	Idaho	76 68
													289	H	CSU Bakersfield	88 59
													300	N	Tennessee St.	83 66
													309	A	UC Riverside	67 62
													314	A	Texas-Arlington	78 48
													317	A	Nevada	85 67
													317	H	Nevada	85 67
													327	A	New Mexico St.	79 54
LAST 12 Division I GAMES:																
271	A	San Jose St.	61 62	327	A	New Mexico St.	79 54									
245	A	Hawaii	83 52	245	H	Hawaii	83 48									
142	H	Utah St.	78 60	271	H	San Jose St.	76 49									
279	H	Idaho	76 68	279	A	Idaho	72 49									
317	A	Nevada	85 67	142	A	Utah St.	90 67									
194	A	Louisiana Tech	61 59	317	H	Nevada	85 67									

Non-Div I Games:

Fresno St.

■ Loss, 
 ■ Non-Conf, S Site, 
 ■ Home 
 ■ Away 
 N Neutral

Average RPI Win: <b>254</b>	WON-LOST	WINNING	LAST 12	STRENGTH OF	OPP. STRENGTH	TEAM	ADJ.	CONF.	ADJ CONF.
Average RPI Loss: <b>129</b>	RECORD	PCT. RANK	GAMES	SCHEDULE	OF SCHEDULE	RPI	RPI	RPI	RPI
DIV. I ONLY	<b>13- 15</b>	<b>186</b>	<b>4- 8</b>	<b>203</b>	<b>221</b>	<b>198</b>	<b>198</b>	<b>14</b>	<b>14</b>
DIV. I NON-CONF.	<b>4- 5</b>	<b>201</b>	<b>0- 0</b>	<b>275</b>	<b>208</b>	<b>233</b>	<b>233</b>	<b>20</b>	<b>20</b>
TOTALS	RPI 1-25	RPI 26-50	W-L RECORDS	RPI 51-100	RPI 101-150	RPI 150+			
13- 15	0- 1	0- 1	OVERALL	1- 5	0- 3	12- 5			
7- 6	0- 0	0- 0	HOME	1- 2	0- 1	6- 3			
6- 9	0- 1	0- 1	AWAY	0- 3	0- 2	6- 2			
0- 0	0- 0	0- 0	NEUTRAL	0- 0	0- 0	0- 0			
4- 5	0- 1	0- 1	NON-CONFERENCE	0- 0	0- 1	4- 2			
3- 1	0- 0	0- 0	HOME	0- 0	0- 0	3- 1			
1- 4	0- 1	0- 1	AWAY	0- 0	0- 1	1- 1			
0- 0	0- 0	0- 0	NEUTRAL	0- 0	0- 0	0- 0			
9- 10	0- 0	0- 0	CONFERENCE	1- 5	0- 2	8- 3			
4- 5	0- 0	0- 0	HOME	1- 2	0- 1	3- 2			
5- 5	0- 0	0- 0	AWAY	0- 3	0- 1	5- 1			
0- 0	0- 0	0- 0	NEUTRAL	0- 0	0- 0	0- 0			

RPI 1-25				RPI 26-50				RPI 51-100				RPI 101+ Team's RPI: 198			
RPI	S	Opponent	Score	RPI	S	Opponent	Score	RPI	S	Opponent	Score	RPI	S	Opponent	Score
17	A	Georgia	58 <b>83</b>	32	A	South Carolina	33 <b>72</b>	69	A	Chattanooga	53 <b>71</b>	115	A	Charlotte	53 <b>89</b>
								69	H	Chattanooga	75 61	133	A	Samford	66 <b>71</b>
								77	A	Appalachian St.	70 <b>85</b>	133	H	Samford	40 <b>42</b>
								77	H	Appalachian St.	63 <b>78</b>	174	H	Marshall	62 54
								86	A	Davidson	57 <b>78</b>	179	A	Elon	58 <b>76</b>
								86	H	Davidson	50 <b>61</b>	179	H	Elon	75 60
												212	A	Charleston So.	78 <b>80</b>
												228	A	Western Caro.	57 54
												228	H	Western Caro.	48 <b>51</b>
												241	H	Clemson	67 <b>68</b>
												252	A	Col. of Charleston	60 51
												252	H	Col. of Charleston	61 <b>68</b>
												253	A	Presbyterian	63 47
												293	A	Wofford	72 53
												293	H	Wofford	76 66
												294	A	Ga. Southern	66 60
												297	A	UNC Greensboro	66 64
												297	H	UNC Greensboro	53 48
												336	H	Troy	75 57
												338	H	UNC Asheville	71 59
LAST 12 Division I GAMES:															
252	H	Col. of Charleston	61 <b>68</b>	179	A	Elon	58 <b>76</b>								
293	A	Wofford	72 53	86	A	Davidson	57 <b>78</b>								
77	A	Appalachian St.	70 <b>85</b>	77	H	Appalachian St.	63 <b>78</b>								
133	H	Samford	40 <b>42</b>	293	H	Wofford	76 66								
228	H	Western Caro.	48 <b>51</b>	297	A	UNC Greensboro	66 64								
69	H	Chattanooga	75 61	69	A	Chattanooga	53 <b>71</b>								

Non-Div I Games:

Furman

## Ga. Southern

Average RPI Win: 288				Through Games Of Sunday, February 26, 2012					
WON-LOST	WINNING	LAST 12	STRENGTH OF	OPP. STRENGTH	TEAM	ADJ.	CONF.	ADJ CONF.	
RECORD	PCT. RANK	GAMES	SCHEDULE	OF SCHEDULE	RPI	RPI	RPI	RPI	
DIV. I ONLY	7- 20	295	3- 9	198	251	294	294	14	14
DIV. I NON-CONF.	3- 5	226	0- 0	254	287	271	271	20	20
TOTALS	RPI 1-25	RPI 26-50	W-L RECORDS	RPI 51-100	RPI 101-150	RPI 150+			
7- 20	0- 1	0- 0	OVERALL	0- 6	0- 4	7- 9			
4- 10	0- 1	0- 0	HOME	0- 3	0- 2	4- 4			
2- 9	0- 0	0- 0	AWAY	0- 3	0- 1	2- 5			
1- 1	0- 0	0- 0	NEUTRAL	0- 0	0- 1	1- 0			
3- 5	0- 1	0- 0	NON-CONFERENCE	0- 0	0- 2	3- 2			
1- 3	0- 1	0- 0	HOME	0- 0	0- 1	1- 1			
1- 1	0- 0	0- 0	AWAY	0- 0	0- 0	1- 1			
1- 1	0- 0	0- 0	NEUTRAL	0- 0	0- 1	1- 0			
4- 15	0- 0	0- 0	CONFERENCE	0- 6	0- 2	4- 7			
3- 7	0- 0	0- 0	HOME	0- 3	0- 1	3- 3			
1- 8	0- 0	0- 0	AWAY	0- 3	0- 1	1- 4			
0- 0	0- 0	0- 0	NEUTRAL	0- 0	0- 0	0- 0			

RPI 1-25				RPI 26-50				RPI 51-100				RPI 101+ Team's RPI: 294			
RPI	S	Opponent	Score	RPI	S	Opponent	Score	RPI	S	Opponent	Score	RPI	S	Opponent	Score
17	H	Georgia	49 68					69	A	Chattanooga	52 67	129	H	Stetson	51 61
								69	H	Chattanooga	60 66	133	A	Samford	41 67
								77	A	Appalachian St.	45 64	133	H	Samford	47 53
								77	H	Appalachian St.	46 57	141	N	Stephen F. Austin	40 49
								86	A	Davidson	48 72	157	H	Arizona	46 88
								86	H	Davidson	62 69	175	A	Alabama	34 67
												179	A	Elon	60 61
												179	H	Elon	53 83
												198	H	Furman	60 66
												228	A	Western Caro.	46 55
												228	H	Western Caro.	41 40
												252	A	Col. of Charleston	35 34
												252	H	Col. of Charleston	44 47
												284	H	Jacksonville	52 46
												293	A	Wofford	55 70
												293	H	Wofford	56 48
												297	A	UNC Greensboro	54 55
												297	H	UNC Greensboro	59 47
												322	A	Mercer	57 55
												340	N	Jacksonville St.	72 49
LAST 12 Division I GAMES:															
228	A	Western Caro.	46 55	77	H	Appalachian St.	46 57								
297	H	UNC Greensboro	59 47	293	A	Wofford	55 70								
179	H	Elon	53 83	252	H	Col. of Charleston	44 47								
69	A	Chattanooga	52 67	228	H	Western Caro.	41 40								
133	A	Samford	41 67	252	A	Col. of Charleston	35 34								
86	H	Davidson	62 69	297	A	UNC Greensboro	54 55								

Non-Div I Games: Southern Wesleyan 75 40

Ga. Southern

■ Loss, 
 ■ Non-Conf, S Site, 
 ■ Home 
 ■ Away 
 N Neutral



Average RPI Win:	323	WON-LOST	WINNING	LAST 12	STRENGTH OF	OPP. STRENGTH	TEAM	ADJ.	CONF.	ADJ CONF.
Average RPI Loss:	181	RECORD	PCT. RANK	GAMES	SCHEDULE	OF SCHEDULE	RPI	RPI	RPI	RPI
DIV. I ONLY	3- 23	333	1- 11	217	301	329	329	26	26	
DIV. I NON-CONF.	1- 10	328	0- 1	161	223	303	303	28	28	
TOTALS	RPI 1-25	RPI 26-50	W-L RECORDS	RPI 51-100	RPI 101-150	RPI 150+				
3- 23	0- 2	0- 1	OVERALL	0- 3	0- 2	3- 15				
2- 8	0- 0	0- 0	HOME	0- 1	0- 1	2- 6				
1- 13	0- 1	0- 0	AWAY	0- 2	0- 1	1- 9				
0- 2	0- 1	0- 1	NEUTRAL	0- 0	0- 0	0- 0				
1- 10	0- 2	0- 1	NON-CONFERENCE	0- 3	0- 0	1- 4				
0- 3	0- 0	0- 0	HOME	0- 1	0- 0	0- 2				
1- 5	0- 1	0- 0	AWAY	0- 2	0- 0	1- 2				
0- 2	0- 1	0- 1	NEUTRAL	0- 0	0- 0	0- 0				
2- 13	0- 0	0- 0	CONFERENCE	0- 0	0- 2	2- 11				
2- 5	0- 0	0- 0	HOME	0- 0	0- 1	2- 4				
0- 8	0- 0	0- 0	AWAY	0- 0	0- 1	0- 7				
0- 0	0- 0	0- 0	NEUTRAL	0- 0	0- 0	0- 0				

RPI 1-25				RPI 26-50				RPI 51-100				RPI 101+ Team's RPI: 329			
RPI	S	Opponent	Score	RPI	S	Opponent	Score	RPI	S	Opponent	Score	RPI	S	Opponent	Score
9	N	Duke	31 97	31	N	Southern California	41 82	77	H	Appalachian St.	41 69	106	A	Liberty	44 76
18	A	Louisville	27 92					83	A	North Carolina	44 109	106	H	Liberty	51 78
								86	A	Davidson	46 67	153	A	High Point	41 63
												186	A	Campbell	52 62
												190	A	Winthrop	48 86
												190	H	Winthrop	55 65
												205	H	Radford	50 63
												212	A	Charleston So.	66 86
												212	H	Charleston So.	53 63
												253	A	Presbyterian	43 54
												253	H	Presbyterian	57 59
												273	H	Kennesaw St.	48 68
												278	A	Longwood	65 76
												290	A	Coastal Caro.	40 54
												290	H	Coastal Caro.	73 63
												293	H	Wofford	50 58
												332	A	Lipscomb	65 76
												338	A	UNC Asheville	62 74
												338	H	UNC Asheville	69 52
												341	A	N.C. Central	56 45
LAST 12 Division I GAMES:															
106	A	Liberty	44 76	290	A	Coastal Caro.	40 54	106	H	Liberty	51 78				
278	A	Longwood	65 76	205	H	Radford	50 63	338	A	UNC Asheville	62 74				
338	H	UNC Asheville	69 52	190	A	Winthrop	48 86	253	H	Presbyterian	43 54				
253	H	Presbyterian	57 59												
190	H	Winthrop	55 65												
212	A	Charleston So.	66 86												

Non-Div I Games:

Gardner-Webb

■ Loss, 
 ■ Non-Conf, S Site, 
 ■ Home 
 ■ Away 
 N Neutral

Average RPI Win:	208	WON-LOST	WINNING	LAST 12	STRENGTH OF	OPP. STRENGTH	TEAM	ADJ.	CONF.	ADJ CONF.
Average RPI Loss:	122	RECORD	PCT. RANK	GAMES	SCHEDULE	OF SCHEDULE	RPI	RPI	RPI	RPI
DIV. I ONLY	14- 14	163	7- 5	185	94	168	168	7	7	
DIV. I NON-CONF.	6- 5	139	0- 0	301	257	225	225	7	7	
TOTALS	RPI 1-25	RPI 26-50	W-L RECORDS	RPI 51-100	RPI 101-150	RPI 150+				
14- 14	0- 3	0- 1	OVERALL	2- 3	2- 1	10- 6				
10- 4	0- 2	0- 0	HOME	1- 1	1- 1	8- 0				
4- 10	0- 1	0- 1	AWAY	1- 2	1- 0	2- 6				
0- 0	0- 0	0- 0	NEUTRAL	0- 0	0- 0	0- 0				
6- 5	0- 1	0- 0	NON-CONFERENCE	0- 0	0- 1	6- 3				
4- 2	0- 1	0- 0	HOME	0- 0	0- 1	4- 0				
2- 3	0- 0	0- 0	AWAY	0- 0	0- 0	2- 3				
0- 0	0- 0	0- 0	NEUTRAL	0- 0	0- 0	0- 0				
8- 9	0- 2	0- 1	CONFERENCE	2- 3	2- 0	4- 3				
6- 2	0- 1	0- 0	HOME	1- 1	1- 0	4- 0				
2- 7	0- 1	0- 1	AWAY	1- 2	1- 0	0- 3				
0- 0	0- 0	0- 0	NEUTRAL	0- 0	0- 0	0- 0				

RPI 1-25				RPI 26-50				RPI 51-100				RPI 101+ Team's RPI: 168			
RPI	S	Opponent	Score	RPI	S	Opponent	Score	RPI	S	Opponent	Score	RPI	S	Opponent	Score
7	A	Delaware	53 71	33	A	James Madison	45 49	52	H	Hofstra	70 82	107	A	VCU	69 59
7	H	Delaware	54 66					82	A	UNC Wilmington	53 61	107	H	VCU	71 58
8	H	Maryland	50 78					84	A	Drexel	56 51	122	H	American	51 55
								89	A	Towson	68 70	151	A	UMBC	53 65
								89	H	Towson	78 54	202	A	Northeastern	54 58
												202	H	Northeastern	75 62
												203	A	Old Dominion	68 71
												203	H	Old Dominion	85 69
												220	A	William & Mary	66 76
												220	H	William & Mary	82 70
												233	H	Oakland	59 48
												235	H	George Washington	58 55
												243	H	Georgia St.	70 68
												251	A	Ohio	59 75
												256	H	Massachusetts	55 52
												278	A	Longwood	80 58
												286	A	Norfolk St.	57 60
												319	A	Stony Brook	54 50
												338	H	UNC Asheville	88 59
LAST 12 Division I GAMES:															
107	A	VCU	69 59	33	A	James Madison	45 49	84	A	Drexel	56 51				
7	A	Delaware	53 71					203	A	Old Dominion	68 71				
243	H	Georgia St.	70 68					89	H	Towson	78 54				
89	A	Towson	68 70					107	H	VCU	71 58				
52	H	Hofstra	70 82					220	H	William & Mary	82 70				
202	H	Northeastern	75 62												

Non-Div I Games:

George Mason

## George Washington

## Through Games Of Sunday, February 26, 2012

Average RPI Win: <b>243</b>	WON-LOST	WINNING	LAST 12	STRENGTH OF	OPP. STRENGTH	TEAM	ADJ.	CONF.	ADJ CONF.
Average RPI Loss: <b>109</b>	RECORD	PCT. RANK	GAMES	SCHEDULE	OF SCHEDULE	RPI	RPI	RPI	RPI
DIV. I ONLY	11- 17	238	3- 9	231	102	235	235	9	9
DIV. I NON-CONF.	7- 7	161	0- 0	312	159	249	249	9	9
TOTALS	RPI 1-25	RPI 26-50	W-L RECORDS	RPI 51-100	RPI 101-150	RPI 150+			
11- 17	0- 3	0- 3	OVERALL	0- 3	1- 3	10- 5			
6- 8	0- 1	0- 2	HOME	0- 0	1- 2	5- 3			
3- 9	0- 2	0- 1	AWAY	0- 3	0- 1	3- 2			
2- 0	0- 0	0- 0	NEUTRAL	0- 0	0- 0	2- 0			
7- 7	0- 2	0- 0	NON-CONFERENCE	0- 0	1- 1	6- 4			
3- 4	0- 1	0- 0	HOME	0- 0	1- 0	2- 3			
2- 3	0- 1	0- 0	AWAY	0- 0	0- 1	2- 1			
2- 0	0- 0	0- 0	NEUTRAL	0- 0	0- 0	2- 0			
4- 10	0- 1	0- 3	CONFERENCE	0- 3	0- 2	4- 1			
3- 4	0- 0	0- 2	HOME	0- 0	0- 2	3- 0			
1- 6	0- 1	0- 1	AWAY	0- 3	0- 0	1- 1			
0- 0	0- 0	0- 0	NEUTRAL	0- 0	0- 0	0- 0			

RPI 1-25				RPI 26-50				RPI 51-100				RPI 101+ Team's RPI: 235			
RPI	S	Opponent	Score	RPI	S	Opponent	Score	RPI	S	Opponent	Score	RPI	S	Opponent	Score
13	H	Rutgers	54 <b>75</b>	40	H	Dayton	56 <b>74</b>	51	A	Temple	54 <b>75</b>	112	A	Auburn	47 <b>55</b>
16	A	Georgetown	50 <b>59</b>	47	A	Richmond	57 <b>74</b>	61	A	Saint Joseph's	49 <b>52</b>	115	H	Charlotte	60 <b>61</b>
23	A	St. Bonaventure	69 <b>80</b>	47	H	Richmond	51 <b>63</b>	75	A	Duquesne	50 <b>76</b>	122	H	American	60 49
												145	H	La Salle	47 <b>69</b>
												168	A	George Mason	55 <b>58</b>
												181	H	Loyola Maryland	62 <b>70</b>
												187	H	Xavier	54 44
												201	H	Fordham	54 43
												203	H	Old Dominion	58 52
												205	H	Radford	83 59
												207	H	Virginia Tech	48 <b>55</b>
												220	A	William & Mary	74 66
												249	H	Saint Louis	68 58
												256	A	Massachusetts	53 <b>56</b>
												292	H	Morgan St.	68 <b>73</b>
												312	A	Rhode Island	63 42
												314	A	Texas-Arlington	63 41
												318	N	Maine	54 46
												342	N	Houston Baptist	80 44
LAST 12 Division I GAMES:															
61	A	Saint Joseph's	49 <b>52</b>	23	A	St. Bonaventure	69 <b>80</b>								
145	H	La Salle	47 <b>69</b>	40	H	Dayton	56 <b>74</b>								
256	A	Massachusetts	53 <b>56</b>	249	H	Saint Louis	68 58								
51	A	Temple	54 <b>75</b>	75	A	Duquesne	50 <b>76</b>								
47	H	Richmond	51 <b>63</b>	312	A	Rhode Island	63 42								
187	H	Xavier	54 44	115	H	Charlotte	60 <b>61</b>								

Non-Div I Games:

George Washington

■ Loss, 
 ■ Non-Conf, 
 ■ S Site, 
 ■ H Home 
 ■ A Away 
 N Neutral

## Georgetown

Through Games Of Sunday, February 26, 2012

Average RPI Win: <b>144</b>	WON-LOST	WINNING	LAST 12	STRENGTH OF	OPP. STRENGTH	TEAM	ADJ.	CONF.	ADJ CONF.
Average RPI Loss: <b>14</b>	RECORD	PCT. RANK	GAMES	SCHEDULE	OF SCHEDULE	RPI	RPI	RPI	RPI
DIV. I ONLY	22- 6	24	9- 3	43	38	16	16	2	2
DIV. I NON-CONF.	11- 2	24	0- 0	105	100	25	25	2	2
TOTALS	RPI 1-25	RPI 26-50	W-L RECORDS	RPI 51-100	RPI 101-150	RPI 150+			
22- 6	3- 5	2- 1	OVERALL	4- 0	4- 0	9- 0			
10- 3	2- 3	0- 0	HOME	1- 0	1- 0	6- 0			
10- 3	0- 2	2- 1	AWAY	3- 0	3- 0	2- 0			
2- 0	1- 0	0- 0	NEUTRAL	0- 0	0- 0	1- 0			
11- 2	2- 1	0- 1	NON-CONFERENCE	0- 0	2- 0	7- 0			
6- 0	1- 0	0- 0	HOME	0- 0	0- 0	5- 0			
3- 2	0- 1	0- 1	AWAY	0- 0	2- 0	1- 0			
2- 0	1- 0	0- 0	NEUTRAL	0- 0	0- 0	1- 0			
11- 4	1- 4	2- 0	CONFERENCE	4- 0	2- 0	2- 0			
4- 3	1- 3	0- 0	HOME	1- 0	1- 0	1- 0			
7- 1	0- 1	2- 0	AWAY	3- 0	1- 0	1- 0			
0- 0	0- 0	0- 0	NEUTRAL	0- 0	0- 0	0- 0			

RPI	S	Opponent	Score	RPI	S	Opponent	Score	RPI	S	Opponent	Score	RPI	S	Opponent	Score
3	A	Connecticut	38 <b>80</b>	29	A	LSU	40 <b>51</b>	87	A	South Fla.	66 56	108	A	UNLV	64 45
4	H	Notre Dame	60 <b>80</b>	35	A	Villanova	60 54	94	A	Syracuse	65 62	109	H	Providence	66 39
8	A	Maryland	53 <b>72</b>	41	A	West Virginia	64 54	94	H	Syracuse	69 42	135	A	Marquette	67 39
11	H	Miami (FL)	71 46					96	A	Cincinnati	65 54	144	A	Coppin St.	70 54
13	H	Rutgers	54 36									156	H	Monmouth	64 44
17	N	Georgia	64 56									170	H	Seton Hall	56 51
18	H	Louisville	61 <b>64</b>									196	A	Pittsburgh	82 54
20	H	DePaul	50 <b>59</b>									235	H	George Washington	59 50
												274	N	Vermont	65 53
												276	A	Dartmouth	77 38
												277	H	Rider	58 51
												278	H	Longwood	56 45
												316	H	Houston	66 36
LAST 12 Division I GAMES:															
94	A	Syracuse	65 62	13	H	Rutgers	54 36								
109	H	Providence	66 39	41	A	West Virginia	64 54								
35	A	Villanova	60 54	18	H	Louisville	61 <b>64</b>								
3	A	Connecticut	38 <b>80</b>	135	A	Marquette	67 39								
170	H	Seton Hall	56 51	94	H	Syracuse	69 42								
96	A	Cincinnati	65 54	4	H	Notre Dame	60 <b>80</b>								

Non-Div I Games:

Georgetown

■ Loss, 
 ■ Non-Conf, S Site, 
 ■ Home 
 ■ Away 
 N Neutral

Average RPI Win: <b>138</b>	WON-LOST	WINNING	LAST 12	STRENGTH OF	OPP. STRENGTH	TEAM	ADJ.	CONF.	ADJ CONF.
Average RPI Loss: <b>17</b>	RECORD	PCT. RANK	GAMES	SCHEDULE	OF SCHEDULE	RPI	RPI	RPI	RPI
DIV. I ONLY	<b>22- 7</b>	<b>32</b>	<b>8- 4</b>	<b>27</b>	<b>27</b>	<b>17</b>	<b>17</b>	<b>3</b>	<b>3</b>
DIV. I NON-CONF.	<b>11- 2</b>	<b>24</b>	<b>0- 0</b>	<b>86</b>	<b>92</b>	<b>36</b>	<b>36</b>	<b>3</b>	<b>3</b>
TOTALS	RPI 1-25	RPI 26-50	W-L RECORDS	RPI 51-100	RPI 101-150	RPI 150+			
22- 7	2- 6	5- 1	OVERALL	1- 0	4- 0	10- 0			
13- 2	2- 2	4- 0	HOME	1- 0	1- 0	5- 0			
7- 3	0- 2	1- 1	AWAY	0- 0	2- 0	4- 0			
2- 2	0- 2	0- 0	NEUTRAL	0- 0	1- 0	1- 0			
11- 2	1- 2	1- 0	NON-CONFERENCE	1- 0	1- 0	7- 0			
7- 0	1- 0	1- 0	HOME	1- 0	0- 0	4- 0			
2- 0	0- 0	0- 0	AWAY	0- 0	0- 0	2- 0			
2- 2	0- 2	0- 0	NEUTRAL	0- 0	1- 0	1- 0			
11- 5	1- 4	4- 1	CONFERENCE	0- 0	3- 0	3- 0			
6- 2	1- 2	3- 0	HOME	0- 0	1- 0	1- 0			
5- 3	0- 2	1- 1	AWAY	0- 0	2- 0	2- 0			
0- 0	0- 0	0- 0	NEUTRAL	0- 0	0- 0	0- 0			

RPI	S	Opponent	Score	RPI	S	Opponent	Score	RPI	S	Opponent	Score	RPI	S	Opponent	Score
5	A	Tennessee	51 <b>80</b>	28	H	Arkansas	67 57	77	H	Appalachian St.	81 37	112	A	Auburn	70 45
5	H	Tennessee	50 <b>67</b>	29	H	LSU	62 46					128	A	Mississippi St.	68 51
10	H	Kentucky	64 <b>69</b>	31	H	Southern California	67 60					128	H	Mississippi St.	70 60
16	N	Georgetown	56 <b>64</b>	32	A	South Carolina	61 59					132	N	Montana St.	63 49
21	H	Georgia Tech	75 68	37	A	Florida	57 <b>61</b>					175	A	Alabama	81 66
24	N	Gonzaga	68 <b>71</b>	37	H	Florida	61 55					176	H	TCU	83 60
25	A	Vanderbilt	48 <b>68</b>									191	A	Ole Miss	61 47
25	H	Vanderbilt	76 63									191	H	Ole Miss	87 52
												198	H	Furman	83 58
												202	N	Northeastern	81 61
												252	H	Col. of Charleston	73 48
												261	H	South Carolina St.	85 48
												294	A	Ga. Southern	68 49
												322	A	Mercer	80 43
LAST 12 Division I GAMES:															
				29	H	LSU	62 46					128	H	Mississippi St.	70 60
				191	H	Ole Miss	87 52					5	H	Tennessee	50 <b>67</b>
				37	A	Florida	57 <b>61</b>					25	A	Vanderbilt	48 <b>68</b>
				32	A	South Carolina	61 59					191	A	Ole Miss	61 47
				25	H	Vanderbilt	76 63					10	H	Kentucky	64 <b>69</b>
				175	A	Alabama	81 66					128	A	Mississippi St.	68 51

Non-Div I Games:

Georgia

■ Loss, 
 ■ Non-Conf, S Site, 
 ■ Home 
 ■ Away 
 N Neutral

Average RPI Win:	238	WON-LOST	WINNING	LAST 12	STRENGTH OF	OPP. STRENGTH	TEAM	ADJ.	CONF.	ADJ CONF.
Average RPI Loss:	101	RECORD	PCT. RANK	GAMES	SCHEDULE	OF SCHEDULE	RPI	RPI	RPI	RPI
DIV. I ONLY	8- 20	283	2- 10	107	105	243	243	7	7	
DIV. I NON-CONF.	6- 5	139	0- 0	109	314	161	161	7	7	
TOTALS	RPI 1-25	RPI 26-50	W-L RECORDS	RPI 51-100	RPI 101-150	RPI 150+				
8- 20	0- 2	0- 2	OVERALL	0- 8	0- 2	8- 6				
5- 10	0- 2	0- 1	HOME	0- 4	0- 1	5- 2				
2- 9	0- 0	0- 1	AWAY	0- 4	0- 1	2- 2				
1- 1	0- 0	0- 0	NEUTRAL	0- 0	0- 0	1- 1				
6- 5	0- 1	0- 0	NON-CONFERENCE	0- 2	0- 0	6- 2				
3- 3	0- 1	0- 0	HOME	0- 1	0- 0	3- 1				
2- 1	0- 0	0- 0	AWAY	0- 1	0- 0	2- 0				
1- 1	0- 0	0- 0	NEUTRAL	0- 0	0- 0	1- 1				
2- 15	0- 1	0- 2	CONFERENCE	0- 6	0- 2	2- 4				
2- 7	0- 1	0- 1	HOME	0- 3	0- 1	2- 1				
0- 8	0- 0	0- 1	AWAY	0- 3	0- 1	0- 3				
0- 0	0- 0	0- 0	NEUTRAL	0- 0	0- 0	0- 0				

RPI 1-25				RPI 26-50				RPI 51-100				RPI 101+				Team's RPI: 243	
RPI	S	Opponent	Score	RPI	S	Opponent	Score	RPI	S	Opponent	Score	RPI	S	Opponent	Score		
7	H	Delaware	56 94	33	A	James Madison	45 76	52	A	Hofstra	67 80	107	A	VCU	70 75		
21	H	Georgia Tech	50 85	33	H	James Madison	50 62	52	H	Hofstra	71 86	107	H	VCU	61 73		
								77	H	Appalachian St.	58 82	153	N	High Point	79 68		
								82	H	UNC Wilmington	69 72	157	H	Arizona	66 79		
								84	A	Drexel	38 65	166	N	SIU Edwardsville	49 63		
								88	A	Florida St.	74 94	168	A	George Mason	68 70		
								89	A	Towson	59 63	186	H	Campbell	70 56		
								89	H	Towson	52 56	202	A	Northeastern	51 76		
												202	H	Northeastern	81 74		
												203	A	Old Dominion	59 68		
												203	H	Old Dominion	60 71		
												220	H	William & Mary	74 62		
												228	A	Western Caro.	64 59		
												273	H	Kennesaw St.	65 59		
												305	H	Bethune-Cookman	66 50		
												340	A	Jacksonville St.	68 60		
LAST 12 Division I GAMES:																	
220	H	William & Mary	74 62	89	A	Towson	59 63										
107	H	VCU	61 73	202	H	Northeastern	81 74										
168	A	George Mason	68 70	107	A	VCU	70 75										
202	A	Northeastern	51 76	33	A	James Madison	45 76										
7	H	Delaware	56 94	89	H	Towson	52 56										
82	H	UNC Wilmington	69 72	203	H	Old Dominion	60 71										

Non-Div I Games:

Georgia St.

■ Loss, 
■ Non-Conf, 
■ S Site, 
■ H Home 
■ A Away 
N Neutral

## Georgia Tech

Through Games Of Sunday, February 26, 2012

Average RPI Win:	155	WON-LOST	WINNING	LAST 12	STRENGTH OF	OPP. STRENGTH	TEAM	ADJ.	CONF.	ADJ CONF.
Average RPI Loss:	13	RECORD	PCT. RANK	GAMES	SCHEDULE	OF SCHEDULE	RPI	RPI	RPI	RPI
DIV. I ONLY	22- 7	32	10- 2	26	70	21	21	6	6	
DIV. I NON-CONF.	10- 3	49	0- 0	17	166	17	17	6	6	
TOTALS	RPI 1-25	RPI 26-50	W-L RECORDS	RPI 51-100	RPI 101-150	RPI 150+				
22- 7	0- 6	3- 1	OVERALL	7- 0	1- 0	11- 0				
10- 3	0- 3	2- 0	HOME	2- 0	0- 0	6- 0				
10- 2	0- 2	1- 0	AWAY	4- 0	1- 0	4- 0				
2- 2	0- 1	0- 1	NEUTRAL	1- 0	0- 0	1- 0				
10- 3	0- 2	2- 1	NON-CONFERENCE	1- 0	1- 0	6- 0				
5- 0	0- 0	1- 0	HOME	0- 0	0- 0	4- 0				
3- 1	0- 1	1- 0	AWAY	0- 0	1- 0	1- 0				
2- 2	0- 1	0- 1	NEUTRAL	1- 0	0- 0	1- 0				
12- 4	0- 4	1- 0	CONFERENCE	6- 0	0- 0	5- 0				
5- 3	0- 3	1- 0	HOME	2- 0	0- 0	2- 0				
7- 1	0- 1	0- 0	AWAY	4- 0	0- 0	3- 0				
0- 0	0- 0	0- 0	NEUTRAL	0- 0	0- 0	0- 0				

RPI	S	Opponent	Score	RPI	S	Opponent	Score	RPI	S	Opponent	Score	RPI	S	Opponent	Score
8	A	Maryland	74 77	27	N	Green Bay	62 67	78	N	Central Ark.	67 61	135	A	Marquette	74 63
8	H	Maryland	56 64	38	A	Middle Tenn.	58 47	83	A	North Carolina	56 54	166	N	SIU Edwardsville	80 38
9	H	Duke	62 79	39	H	Nebraska	73 57	88	A	Florida St.	79 55	200	A	Boston College	68 58
11	H	Miami (FL)	65 77	49	H	Virginia	63 53	97	A	Wake Forest	67 52	200	H	Boston College	85 48
13	N	Rutgers	40 59					97	H	Wake Forest	71 67	203	H	Old Dominion	87 56
17	A	Georgia	68 75					98	A	North Carolina St.	76 66	207	A	Virginia Tech	76 66
								98	H	North Carolina St.	75 68	241	A	Clemson	63 54
												241	H	Clemson	62 50
												243	A	Georgia St.	85 50
												262	H	N.C. A&T	74 57
												273	H	Kennesaw St.	94 51
												275	H	Alabama St.	97 37
LAST 12 Division I GAMES:															
241	H	Clemson	62 50	98	H	North Carolina St.	75 68	241	A	Clemson	63 54				
207	A	Virginia Tech	76 66	49	H	Virginia	63 53	88	A	Florida St.	79 55				
200	H	Boston College	85 48	9	H	Duke	62 79	9	H	Duke	62 79				
97	A	Wake Forest	67 52	200	A	Boston College	68 58								
83	A	North Carolina	56 54												
8	H	Maryland	56 64												

Non-Div I Games:

Georgia Tech

■ Loss, 
 ■ Non-Conf, 
 ■ S Site, 
 ■ H Home 
 ■ A Away 
 N Neutral

## Gonzaga

Through Games Of Sunday, February 26, 2012

Average RPI Win: <b>161</b>	WON-LOST	WINNING	LAST 12	STRENGTH OF	OPP. STRENGTH	TEAM	ADJ.	CONF.	ADJ CONF.
Average RPI Loss: <b>34</b>	RECORD	PCT. RANK	GAMES	SCHEDULE	OF SCHEDULE	RPI	RPI	RPI	RPI
DIV. I ONLY	25- 4	10	10- 2	93	82	24	24	8	8
DIV. I NON-CONF.	11- 2	24	0- 0	64	38	21	21	8	8
TOTALS	RPI 1-25	RPI 26-50	W-L RECORDS	RPI 51-100	RPI 101-150	RPI 150+			
25- 4	1- 1	2- 2	OVERALL	4- 1	4- 0	14- 0			
13- 2	0- 0	1- 1	HOME	2- 1	2- 0	8- 0			
10- 2	0- 1	0- 1	AWAY	2- 0	2- 0	6- 0			
2- 0	1- 0	1- 0	NEUTRAL	0- 0	0- 0	0- 0			
11- 2	1- 1	1- 1	NON-CONFERENCE	1- 0	2- 0	6- 0			
6- 1	0- 0	0- 1	HOME	1- 0	1- 0	4- 0			
3- 1	0- 1	0- 0	AWAY	0- 0	1- 0	2- 0			
2- 0	1- 0	1- 0	NEUTRAL	0- 0	0- 0	0- 0			
14- 2	0- 0	1- 1	CONFERENCE	3- 1	2- 0	8- 0			
7- 1	0- 0	1- 0	HOME	1- 1	1- 0	4- 0			
7- 1	0- 0	0- 1	AWAY	2- 0	1- 0	4- 0			
0- 0	0- 0	0- 0	NEUTRAL	0- 0	0- 0	0- 0			

RPI 1-25				RPI 26-50				RPI 51-100				RPI 101+			
RPI	S	Opponent	Score	RPI	S	Opponent	Score	RPI	S	Opponent	Score	RPI	S	Opponent	Score
2	A	Stanford	61 76	31	H	Southern California	51 58	52	H	Hofstra	101 88	123	A	Washington St.	71 69
17	N	Georgia	71 68	40	N	Dayton	82 76	53	A	St. Mary's (CA)	75 70	131	A	Pepperdine	79 50
				50	A	BYU	40 70	53	H	St. Mary's (CA)	63 66	131	H	Pepperdine	66 40
				50	H	BYU	77 60	72	A	San Diego	54 44	149	H	Eastern Wash.	75 69
								72	H	San Diego	69 58	158	H	Montana	70 54
												161	H	Saint Francis (PA)	92 50
												173	A	Santa Clara	81 68
												173	H	Santa Clara	87 55
												182	A	Portland	80 65
												182	H	Portland	77 56
												199	H	Portland St.	99 69
												257	A	Loyola Marymount	80 54
												257	H	Loyola Marymount	79 61
												267	A	San Francisco	79 59
												267	H	San Francisco	87 52
												279	A	Idaho	91 42
												281	A	Cal St. Fullerton	73 60
												309	H	UC Riverside	83 56
LAST 12 Division I GAMES:															
				50	H	BYU	77 60	182	H	Portland	77 56				
				131	H	Pepperdine	66 40	53	A	St. Mary's (CA)	75 70				
				173	H	Santa Clara	87 55	257	H	Loyola Marymount	79 61				
				267	A	San Francisco	79 59	72	A	San Diego	54 44				
				50	A	BYU	40 70	173	A	Santa Clara	81 68				
				72	H	San Diego	69 58	53	H	St. Mary's (CA)	63 66				

Non-Div I Games:

Gonzaga

■ Loss, 
 ■ Non-Conf, S Site, 
 ■ Home 
 ■ Away 
 N Neutral



## Grambling

Through Games Of Sunday, February 26, 2012

Average RPI Win: <b>257</b>	WON-LOST	WINNING	LAST 12	STRENGTH OF	OPP. STRENGTH	TEAM	ADJ.	CONF.	ADJ CONF.
Average RPI Loss: <b>169</b>	RECORD	PCT. RANK	GAMES	SCHEDULE	OF SCHEDULE	RPI	RPI	RPI	RPI
DIV. I ONLY	<b>11- 13</b>	<b>196</b>	<b>7- 5</b>	<b>273</b>	<b>317</b>	<b>219</b>	<b>219</b>	<b>32</b>	<b>32</b>
DIV. I NON-CONF.	<b>3- 6</b>	<b>239</b>	<b>0- 0</b>	<b>53</b>	<b>71</b>	<b>132</b>	<b>132</b>	<b>32</b>	<b>32</b>
TOTALS	RPI 1-25	RPI 26-50	W-L RECORDS	RPI 51-100	RPI 101-150	RPI 150+			
11- 13	0- 0	0- 2	OVERALL	0- 1	1- 3	10- 7			
6- 3	0- 0	0- 0	HOME	0- 0	0- 1	6- 2			
5- 9	0- 0	0- 2	AWAY	0- 1	1- 2	4- 4			
0- 1	0- 0	0- 0	NEUTRAL	0- 0	0- 0	0- 1			
3- 6	0- 0	0- 2	NON-CONFERENCE	0- 1	1- 1	2- 2			
2- 0	0- 0	0- 0	HOME	0- 0	0- 0	2- 0			
1- 6	0- 0	0- 2	AWAY	0- 1	1- 1	0- 2			
0- 0	0- 0	0- 0	NEUTRAL	0- 0	0- 0	0- 0			
8- 7	0- 0	0- 0	CONFERENCE	0- 0	0- 2	8- 5			
4- 3	0- 0	0- 0	HOME	0- 0	0- 1	4- 2			
4- 3	0- 0	0- 0	AWAY	0- 0	0- 1	4- 2			
0- 1	0- 0	0- 0	NEUTRAL	0- 0	0- 0	0- 1			

RPI S	Opponent	Score	RPI S	Opponent	Score	RPI S	Opponent	Score	RPI S	Opponent	Score	Team's RPI: 219
28	A Arkansas	49 <b>69</b>	55	A Texas	38 <b>91</b>	103	A Oral Roberts	89 80				
29	A LSU	47 <b>62</b>				141	A Stephen F. Austin	53 <b>71</b>				
						148	A Mississippi Val.	55 <b>63</b>				
						148	H Mississippi Val.	63 <b>67</b>				
						160	H Sam Houston St.	64 52				
						162	A Tulsa	56 <b>61</b>				
						184	H Alabama A&M	64 <b>76</b>				
						191	A Ole Miss	53 <b>78</b>				
						210	A Southern U.	67 <b>72</b>				
						210	H Southern U.	60 59				
						239	H La.-Monroe	75 71				
						268	A Alcorn St.	55 44				
						268	H Alcorn St.	66 58				
						275	H Alabama St.	62 48				
						283	A Prairie View	55 <b>73</b>				
						283	N Prairie View	55 <b>68</b>				
						313	A Jackson St.	59 55				
						313	H Jackson St.	64 56				
						337	A Ark.-Pine Bluff	69 56				
						339	A Texas Southern	51 50				
						339	H Texas Southern	51 <b>54</b>				
LAST 12 Division I GAMES:												
148	H Mississippi Val.	63 <b>67</b>	148	A Mississippi Val.	55 <b>63</b>							
313	H Jackson St.	64 56	337	A Ark.-Pine Bluff	69 56							
283	A Prairie View	55 <b>73</b>	313	A Jackson St.	59 55							
339	A Texas Southern	51 50	283	N Prairie View	55 <b>68</b>							
268	H Alcorn St.	66 58	339	H Texas Southern	51 <b>54</b>							
210	H Southern U.	60 59	268	A Alcorn St.	55 44							

Non-Div I Games: Paul Quinn 92 31

Grambling

■ Loss, 
 ■ Non-Conf, 
 ■ S Site, 
 ■ Home 
 ■ A Away 
 N Neutral

Average RPI Win:	181	WON-LOST	WINNING	LAST 12	STRENGTH OF	OPP. STRENGTH	TEAM	ADJ.	CONF.	ADJ CONF.
Average RPI Loss:	127	RECORD	PCT. RANK	GAMES	SCHEDULE	OF SCHEDULE	RPI	RPI	RPI	RPI
DIV. I ONLY	25- 1	4	11- 1	159	118	27	27	13	13	
DIV. I NON-CONF.	10- 0	1	0- 0	74	21	10	10	17	17	
TOTALS	RPI 1-25	RPI 26-50	W-L RECORDS	RPI 51-100	RPI 101-150	RPI 150+				
25- 1	1- 0	0- 0	OVERALL	3- 0	6- 1	15- 0				
13- 1	0- 0	0- 0	HOME	2- 0	3- 1	8- 0				
10- 0	0- 0	0- 0	AWAY	1- 0	2- 0	7- 0				
2- 0	1- 0	0- 0	NEUTRAL	0- 0	1- 0	0- 0				
10- 0	1- 0	0- 0	NON-CONFERENCE	3- 0	3- 0	3- 0				
5- 0	0- 0	0- 0	HOME	2- 0	2- 0	1- 0				
3- 0	0- 0	0- 0	AWAY	1- 0	0- 0	2- 0				
2- 0	1- 0	0- 0	NEUTRAL	0- 0	1- 0	0- 0				
15- 1	0- 0	0- 0	CONFERENCE	0- 0	3- 1	12- 0				
8- 1	0- 0	0- 0	HOME	0- 0	1- 1	7- 0				
7- 0	0- 0	0- 0	AWAY	0- 0	2- 0	5- 0				
0- 0	0- 0	0- 0	NEUTRAL	0- 0	0- 0	0- 0				

RPI S	Opponent	Score	RPI S	Opponent	Score	Team's RPI: 27	RPI S	Opponent	Score	RPI S	Opponent	Score
21 N	Georgia Tech	67 62					58 H	Eastern Mich.	84 53	111 N	Illinois	82 62
							81 A	Toledo	72 65	127 A	Detroit	68 59
							81 H	Toledo	84 68	127 H	Detroit	58 70
										134 A	Wright St.	68 50
										134 H	Wright St.	64 59
										135 H	Marquette	66 50
										140 H	UNI	75 67
										155 A	Wisconsin	65 49
										163 H	Ill.-Chicago	80 63
										211 A	Butler	60 36
										211 H	Butler	78 53
										221 H	Loyola Chicago	76 49
										227 A	Milwaukee	88 53
										227 H	Milwaukee	85 39
										240 A	Youngstown St.	77 72
										240 H	Youngstown St.	75 50
										246 A	North Dakota St.	82 59
										269 A	Cleveland St.	90 59
										269 H	Cleveland St.	80 58
										270 H	Ball St.	80 39
										280 A	Valparaiso	65 37
										280 H	Valparaiso	72 36
LAST 12 Division I GAMES:												
211 H	Butler	78 53	227 H	Milwaukee	85 39							
280 H	Valparaiso	72 36	280 A	Valparaiso	65 37							
240 A	Youngstown St.	77 72	211 A	Butler	60 36							
269 A	Cleveland St.	90 59	269 H	Cleveland St.	80 58							
134 H	Wright St.	64 59	240 H	Youngstown St.	75 50							
127 H	Detroit	58 70	127 A	Detroit	68 59							

Non-Div I Games:

Green Bay

Average RPI Win:	231	WON-LOST	WINNING	LAST 12	STRENGTH OF	OPP. STRENGTH	TEAM	ADJ.	CONF.	ADJ CONF.
Average RPI Loss:	90	RECORD	PCT. RANK	GAMES	SCHEDULE	OF SCHEDULE	RPI	RPI	RPI	RPI
DIV. I ONLY	21- 4	15	11- 1	307	182	80	80	29	29	
DIV. I NON-CONF.	8- 3	73	0- 0	290	79	90	90	25	25	
TOTALS	RPI 1-25	RPI 26-50	W-L RECORDS	RPI 51-100	RPI 101-150	RPI 150+				
21- 4	0- 0	0- 1	OVERALL	2- 1	2- 2	17- 0				
9- 1	0- 0	0- 0	HOME	1- 0	0- 1	8- 0				
11- 3	0- 0	0- 1	AWAY	1- 1	2- 1	8- 0				
1- 0	0- 0	0- 0	NEUTRAL	0- 0	0- 0	1- 0				
8- 3	0- 0	0- 1	NON-CONFERENCE	0- 1	0- 1	8- 0				
2- 0	0- 0	0- 0	HOME	0- 0	0- 0	2- 0				
5- 3	0- 0	0- 1	AWAY	0- 1	0- 1	5- 0				
1- 0	0- 0	0- 0	NEUTRAL	0- 0	0- 0	1- 0				
13- 1	0- 0	0- 0	CONFERENCE	2- 0	2- 1	9- 0				
7- 1	0- 0	0- 0	HOME	1- 0	0- 1	6- 0				
6- 0	0- 0	0- 0	AWAY	1- 0	2- 0	3- 0				
0- 0	0- 0	0- 0	NEUTRAL	0- 0	0- 0	0- 0				

RPI 1-25			RPI 26-50			RPI 51-100			Team's RPI: 80			RPI 101+			
RPI	S	Opponent	Score	RPI	S	Opponent	Score	RPI	S	Opponent	Score	RPI	S	Opponent	Score
37	A	Florida	46 63	66	A	Howard	52 39	104	A	UAB	38 43				
				66	H	Howard	63 40	138	A	Florida A&M	46 43				
				73	A	Tulane	53 66	144	A	Coppin St.	76 50				
								144	H	Coppin St.	66 69				
								151	H	UMBC	75 47				
								167	N	Central Mich.	77 51				
								196	A	Pittsburgh	60 37				
								200	A	Boston College	71 63				
								215	H	Md.-East. Shore	47 29				
								229	H	East Carolina	76 48				
								261	H	South Carolina St.	73 41				
								284	A	Jacksonville	68 55				
								286	A	Norfolk St.	68 46				
								286	H	Norfolk St.	92 43				
								288	A	IPFW	79 62				
								292	A	Morgan St.	83 51				
								292	H	Morgan St.	74 60				
								315	H	Savannah St.	59 40				
								320	A	Delaware St.	72 33				
								320	H	Delaware St.	71 44				
								331	A	Chicago St.	66 39				
LAST 12 Division I GAMES:															
138	A	Florida A&M	46 43	144	H	Coppin St.	66 69								
320	H	Delaware St.	71 44	66	A	Howard	52 39								
215	H	Md.-East. Shore	47 29	286	H	Norfolk St.	92 43								
286	A	Norfolk St.	68 46	292	A	Morgan St.	83 51								
320	A	Delaware St.	72 33	144	A	Coppin St.	76 50								
292	H	Morgan St.	74 60	66	H	Howard	63 40								

Non-Div I Games:

Hampton

■ Loss, 
 ■ Non-Conf, S Site, 
 ■ Home 
 ■ Away 
 N Neutral

Average RPI Win:	209	WON-LOST	WINNING	LAST 12	STRENGTH OF	OPP. STRENGTH	TEAM	ADJ.	CONF.	ADJ CONF.
Average RPI Loss:	95	RECORD	PCT. RANK	GAMES	SCHEDULE	OF SCHEDULE	RPI	RPI	RPI	RPI
DIV. I ONLY	19- 11	97	9- 3	123	124	91	91	16	16	
DIV. I NON-CONF.	9- 5	98	0- 0	50	27	40	40	15	15	
TOTALS	RPI 1-25	RPI 26-50	W-L RECORDS	RPI 51-100	RPI 101-150	RPI 150+				
19- 11	0- 2	0- 2	OVERALL	2- 3	2- 1	15- 3				
11- 3	0- 0	0- 0	HOME	1- 2	2- 0	8- 1				
7- 8	0- 2	0- 2	AWAY	1- 1	0- 1	6- 2				
1- 0	0- 0	0- 0	NEUTRAL	0- 0	0- 0	1- 0				
9- 5	0- 2	0- 2	NON-CONFERENCE	1- 0	2- 1	6- 0				
6- 0	0- 0	0- 0	HOME	1- 0	2- 0	3- 0				
2- 5	0- 2	0- 2	AWAY	0- 0	0- 1	2- 0				
1- 0	0- 0	0- 0	NEUTRAL	0- 0	0- 0	1- 0				
10- 6	0- 0	0- 0	CONFERENCE	1- 3	0- 0	9- 3				
5- 3	0- 0	0- 0	HOME	0- 2	0- 0	5- 1				
5- 3	0- 0	0- 0	AWAY	1- 1	0- 0	4- 2				
0- 0	0- 0	0- 0	NEUTRAL	0- 0	0- 0	0- 0				

RPI 1-25				RPI 26-50				RPI 51-100 Team's RPI: 91				RPI 101+			
RPI	S	Opponent	Score	RPI	S	Opponent	Score	RPI	S	Opponent	Score	RPI	S	Opponent	Score
4	A	Notre Dame	43 98	43	A	Marist	51 57	52	H	Hofstra	61 59	109	A	Providence	46 63
14	A	St. John's (NY)	45 70	47	A	Richmond	56 69	67	A	Boston U.	46 53	119	H	LIU Brooklyn	54 45
								67	H	Boston U.	52 57	120	H	Harvard	72 61
								85	A	Albany (NY)	65 57	151	A	UMBC	59 71
								85	H	Albany (NY)	37 40	151	H	UMBC	66 54
												176	N	TCU	64 60
												183	H	Manhattan	64 45
												185	A	New Hampshire	45 64
												185	H	New Hampshire	64 46
												188	A	UCF	55 46
												200	H	Boston College	54 45
												217	H	Central Conn. St.	65 56
												231	A	Binghamton	63 41
												231	H	Binghamton	67 58
												274	A	Vermont	63 52
												274	H	Vermont	50 57
												276	A	Dartmouth	60 42
												318	A	Maine	59 40
												318	H	Maine	64 52
												319	A	Stony Brook	49 42
												319	H	Stony Brook	63 44
LAST 12 Division I GAMES:															
67	H	Boston U.	52 57	185	H	New Hampshire	64 46								
319	A	Stony Brook	49 42	85	A	Albany (NY)	65 57								
151	H	UMBC	66 54	319	H	Stony Brook	63 44								
318	A	Maine	59 40	67	A	Boston U.	46 53								
231	H	Binghamton	67 58	318	H	Maine	64 52								
274	A	Vermont	63 52	151	A	UMBC	59 71								

Non-Div I Games:

Hartford

■ Loss, 
 ■ Non-Conf, S Site, 
 ■ Home 
 ■ Away 
 N Neutral

Average RPI Win:	211	WON-LOST	WINNING	LAST 12	STRENGTH OF	OPP. STRENGTH	TEAM	ADJ.	CONF.	ADJ CONF.
Average RPI Loss:	124	RECORD	PCT. RANK	GAMES	SCHEDULE	OF SCHEDULE	RPI	RPI	RPI	RPI
DIV. I ONLY	14- 11	136	7- 5	126	177	120	120	20	20	
DIV. I NON-CONF.	7- 7	161	0- 1	153	144	152	152	18	18	
TOTALS	RPI 1-25	RPI 26-50	W-L RECORDS	RPI 51-100	RPI 101-150	RPI 150+				
14- 11	1- 0	0- 3	OVERALL	1- 1	1- 3	11- 4				
5- 4	1- 0	0- 1	HOME	1- 0	0- 1	3- 2				
8- 6	0- 0	0- 2	AWAY	0- 1	1- 2	7- 1				
1- 1	0- 0	0- 0	NEUTRAL	0- 0	0- 0	1- 1				
7- 7	1- 0	0- 1	NON-CONFERENCE	1- 1	0- 2	5- 3				
3- 2	1- 0	0- 0	HOME	1- 0	0- 0	1- 2				
3- 4	0- 0	0- 1	AWAY	0- 1	0- 2	3- 0				
1- 1	0- 0	0- 0	NEUTRAL	0- 0	0- 0	1- 1				
7- 4	0- 0	0- 2	CONFERENCE	0- 0	1- 1	6- 1				
2- 2	0- 0	0- 1	HOME	0- 0	0- 1	2- 0				
5- 2	0- 0	0- 1	AWAY	0- 0	1- 0	4- 1				
0- 0	0- 0	0- 0	NEUTRAL	0- 0	0- 0	0- 0				

RPI 1-25				RPI 26-50				RPI 51-100				RPI 101+ Team's RPI: 120			
RPI	S	Opponent	Score	RPI	S	Opponent	Score	RPI	S	Opponent	Score	RPI	S	Opponent	Score
14	H	St. John's (NY)	63 56	34	A	Princeton	44 74	67	H	Boston U.	62 57	109	A	Providence	60 71
				34	H	Princeton	56 84	91	A	Hartford	61 72	125	A	Yale	71 51
				36	A	Iowa	81 90					125	H	Yale	63 68
												126	A	Minnesota	53 79
												169	H	Holy Cross	68 73
												176	A	TCU	56 44
												185	A	New Hampshire	69 62
												209	A	Brown	55 58
												209	H	Brown	65 57
												211	N	Butler	68 69
												225	H	North Dakota	57 60
												242	A	Cornell	67 57
												248	A	Penn	57 53
												248	H	Penn	66 52
												256	A	Massachusetts	68 47
												268	N	Alcorn St.	78 55
												276	A	Dartmouth	71 63
												312	H	Rhode Island	69 57
												333	A	Columbia	68 56
LAST 12 Division I GAMES:															
248	A	Penn	57 53	333	A	Columbia	68 56								
34	A	Princeton	44 74	242	A	Cornell	67 57								
125	A	Yale	71 51	209	H	Brown	65 57								
209	A	Brown	55 58	125	H	Yale	63 68								
34	H	Princeton	56 84	225	H	North Dakota	57 60								
248	H	Penn	66 52	276	A	Dartmouth	71 63								

Non-Div I Games:

Harvard

■ Loss, 
 ■ Non-Conf, S Site, 
 ■ Home 
 ■ Away 
 N Neutral

Average RPI Win: <b>260</b>	WON-LOST	WINNING	LAST 12	STRENGTH OF	OPP. STRENGTH	TEAM	ADJ.	CONF.	ADJ CONF.
Average RPI Loss: <b>129</b>	RECORD	PCT. RANK	GAMES	SCHEDULE	OF SCHEDULE	RPI	RPI	RPI	RPI
DIV. I ONLY	10- 16	244	6- 6	140	207	245	245	25	25
DIV. I NON-CONF.	4- 10	266	0- 0	55	146	231	231	24	24
TOTALS	RPI 1-25	RPI 26-50	W-L RECORDS	RPI 51-100	RPI 101-150	RPI 150+			
10- 16	0- 1	0- 2	OVERALL	0- 6	1- 2	9- 5			
6- 13	0- 1	0- 2	HOME	0- 5	1- 2	5- 3			
4- 3	0- 0	0- 0	AWAY	0- 1	0- 0	4- 2			
0- 0	0- 0	0- 0	NEUTRAL	0- 0	0- 0	0- 0			
4- 10	0- 1	0- 2	NON-CONFERENCE	0- 4	1- 1	3- 2			
3- 9	0- 1	0- 2	HOME	0- 4	1- 1	2- 1			
1- 1	0- 0	0- 0	AWAY	0- 0	0- 0	1- 1			
0- 0	0- 0	0- 0	NEUTRAL	0- 0	0- 0	0- 0			
6- 6	0- 0	0- 0	CONFERENCE	0- 2	0- 1	6- 3			
3- 4	0- 0	0- 0	HOME	0- 1	0- 1	3- 2			
3- 2	0- 0	0- 0	AWAY	0- 1	0- 0	3- 1			
0- 0	0- 0	0- 0	NEUTRAL	0- 0	0- 0	0- 0			

RPI 1-25				RPI 26-50				RPI 51-100				RPI 101+ Team's RPI: 245			
RPI	S	Opponent	Score	RPI	S	Opponent	Score	RPI	S	Opponent	Score	RPI	S	Opponent	Score
20	H	DePaul	65 <b>90</b>	26	H	California	54 <b>69</b>	55	H	Texas	50 <b>71</b>	117	H	UC Davis	57 <b>62</b>
				49	H	Virginia	43 <b>60</b>	63	A	Fresno St.	48 <b>83</b>	124	H	Denver	78 64
								63	H	Fresno St.	52 <b>83</b>	142	H	Utah St.	55 <b>69</b>
								65	H	Fla. Gulf Coast	52 <b>72</b>	182	H	Portland	64 <b>82</b>
								98	H	North Carolina St.	54 <b>84</b>	194	A	Louisiana Tech	61 49
								100	H	San Diego St.	44 <b>71</b>	194	H	Louisiana Tech	61 46
												199	H	Portland St.	78 66
												255	A	Army	51 <b>55</b>
												268	H	Alcorn St.	66 63
												271	A	San Jose St.	67 <b>83</b>
												271	H	San Jose St.	58 <b>67</b>
												279	H	Idaho	61 <b>69</b>
												317	A	Nevada	72 63
												317	H	Nevada	72 68
												327	A	New Mexico St.	58 51
												327	H	New Mexico St.	51 48
												333	A	Columbia	66 55
LAST 12 Division I GAMES:															
317	H	Nevada	72 68	279	H	Idaho	61 <b>69</b>	63	A	Fresno St.	48 <b>83</b>	317	A	Nevada	72 63
63	H	Fresno St.	52 <b>83</b>	317	A	Nevada	72 63	327	H	New Mexico St.	51 48	194	H	Louisiana Tech	61 46
194	A	Louisiana Tech	61 49	327	H	New Mexico St.	51 48	271	A	San Jose St.	67 <b>83</b>	142	H	Utah St.	55 <b>69</b>
327	A	New Mexico St.	58 51	271	H	San Jose St.	58 <b>67</b>								
271	H	San Jose St.	58 <b>67</b>												
142	H	Utah St.	55 <b>69</b>												

Non-Div I Games: Hawaii Hilo 60 51

Hawaii

Average RPI Win:	212	WON-LOST	WINNING	LAST 12	STRENGTH OF	OPP. STRENGTH	TEAM	ADJ.	CONF.	ADJ CONF.
Average RPI Loss:	165	RECORD	PCT. RANK	GAMES	SCHEDULE	OF SCHEDULE	RPI	RPI	RPI	RPI
DIV. I ONLY	15- 11	123	7- 5	165	243	153	153	26	26	
DIV. I NON-CONF.	5- 6	191	0- 0	147	65	177	177	28	28	
TOTALS	RPI 1-25	RPI 26-50	W-L RECORDS	RPI 51-100	RPI 101-150	RPI 150+				
15- 11	0- 1	0- 1	OVERALL	1- 2	2- 1	12- 6				
9- 3	0- 0	0- 0	HOME	1- 0	0- 1	8- 2				
5- 5	0- 1	0- 1	AWAY	0- 0	2- 0	3- 3				
1- 3	0- 0	0- 0	NEUTRAL	0- 2	0- 0	1- 1				
5- 6	0- 1	0- 1	NON-CONFERENCE	1- 2	1- 0	3- 2				
3- 1	0- 0	0- 0	HOME	1- 0	0- 0	2- 1				
1- 2	0- 1	0- 1	AWAY	0- 0	1- 0	0- 0				
1- 3	0- 0	0- 0	NEUTRAL	0- 2	0- 0	1- 1				
10- 5	0- 0	0- 0	CONFERENCE	0- 0	1- 1	9- 4				
6- 2	0- 0	0- 0	HOME	0- 0	0- 1	6- 1				
4- 3	0- 0	0- 0	AWAY	0- 0	1- 0	3- 3				
0- 0	0- 0	0- 0	NEUTRAL	0- 0	0- 0	0- 0				

RPI S	Opponent	Score	RPI S	Opponent	Score	RPI S	Opponent	Score	RPI S	Opponent	Score	Team's RPI: 153
25 A	Vanderbilt	54 70	49 A	Virginia	41 67	78 N	Central Ark.	56 69	106 A	Liberty	73 69	
						86 H	Davidson	82 69	106 H	Liberty	65 73	
						96 N	Cincinnati	40 62	107 A	VCU	82 67	
									151 N	UMBC	62 51	
									186 A	Campbell	68 89	
									186 H	Campbell	77 65	
									190 A	Winthrop	58 53	
									196 H	Pittsburgh	82 75	
									205 A	Radford	81 65	
									205 H	Radford	61 66	
									212 A	Charleston So.	72 77	
									212 H	Charleston So.	84 58	
									243 N	Georgia St.	68 79	
									253 A	Presbyterian	63 51	
									253 H	Presbyterian	60 53	
									278 H	Longwood	73 51	
									290 A	Coastal Caro.	58 59	
									290 H	Coastal Caro.	80 65	
									322 H	Mercer	67 75	
									329 H	Gardner-Webb	63 41	
									338 H	UNC Asheville	89 49	
LAST 12 Division I GAMES:												
253 H	Presbyterian	60 53	253 A	Presbyterian	63 51							
290 A	Coastal Caro.	58 59	190 A	Winthrop	58 53							
212 A	Charleston So.	72 77	212 H	Charleston So.	84 58							
186 A	Campbell	68 89	290 H	Coastal Caro.	80 65							
106 H	Liberty	65 73	186 H	Campbell	77 65							
205 H	Radford	61 66	205 A	Radford	81 65							

Non-Div I Games:

High Point

■ Loss, 
 ■ Non-Conf, S Site, 
 ■ Home 
 ■ Away 
 N Neutral

Average RPI Win:	154	WON-LOST	WINNING	LAST 12	STRENGTH OF	OPP. STRENGTH	TEAM	ADJ.	CONF.	ADJ CONF.
Average RPI Loss:	60	RECORD	PCT. RANK	GAMES	SCHEDULE	OF SCHEDULE	RPI	RPI	RPI	RPI
DIV. I ONLY	19- 9	76	6- 6	60	68	52	52	7	7	
DIV. I NON-CONF.	8- 3	73	0- 0	35	16	27	27	7	7	
TOTALS	RPI 1-25	RPI 26-50	W-L RECORDS	RPI 51-100	RPI 101-150	RPI 150+				
19- 9	2- 3	1- 3	OVERALL	4- 1	1- 1	11- 1				
10- 4	1- 1	1- 2	HOME	3- 0	0- 0	5- 1				
7- 5	0- 2	0- 1	AWAY	1- 1	1- 1	5- 0				
2- 0	1- 0	0- 0	NEUTRAL	0- 0	0- 0	1- 0				
8- 3	2- 1	1- 1	NON-CONFERENCE	0- 1	1- 0	4- 0				
4- 1	1- 0	1- 1	HOME	0- 0	0- 0	2- 0				
2- 2	0- 1	0- 0	AWAY	0- 1	1- 0	1- 0				
2- 0	1- 0	0- 0	NEUTRAL	0- 0	0- 0	1- 0				
11- 6	0- 2	0- 2	CONFERENCE	4- 0	0- 1	7- 1				
6- 3	0- 1	0- 1	HOME	3- 0	0- 0	3- 1				
5- 3	0- 1	0- 1	AWAY	1- 0	0- 1	4- 0				
0- 0	0- 0	0- 0	NEUTRAL	0- 0	0- 0	0- 0				

RPI 1-25				RPI 26-50				RPI 51-100				Team's RPI: 52		RPI 101+			
RPI	S	Opponent	Score	RPI	S	Opponent	Score	RPI	S	Opponent	Score			RPI	S	Opponent	Score
7	A	Delaware	66 84	33	A	James Madison	61 80	82	H	UNC Wilmington	66 55			107	A	VCU	60 76
7	H	Delaware	79 89	33	H	James Madison	63 81	84	A	Drexel	68 61			149	A	Eastern Wash.	90 69
12	N	Kansas St.	64 54	34	H	Princeton	69 74	84	H	Drexel	76 65			154	N	Drake	70 60
14	H	St. John's (NY)	93 82	43	H	Marist	71 69	89	H	Towson	69 66			168	A	George Mason	82 70
24	A	Gonzaga	88 101					91	A	Hartford	59 61			170	H	Seton Hall	94 74
														202	H	Northeastern	72 66
														203	A	Old Dominion	81 68
														203	H	Old Dominion	79 81
														217	H	Central Conn. St.	67 60
														220	A	William & Mary	100 97
														220	H	William & Mary	82 75
														243	A	Georgia St.	86 71
														243	H	Georgia St.	80 67
														325	A	Saint Peter's	66 52
LAST 12 Division I GAMES:																	
				82	H	UNC Wilmington	66 55					203	H	Old Dominion	79 81		
				33	A	James Madison	61 80					220	H	William & Mary	82 75		
				89	H	Towson	69 66					84	A	Drexel	68 61		
				7	H	Delaware	79 89					7	A	Delaware	66 84		
				168	A	George Mason	82 70					202	H	Northeastern	72 66		
				107	A	VCU	60 76					33	H	James Madison	63 81		

Non-Div I Games:

Hofstra

■ Loss, 
 ■ Non-Conf, S Site, 
 ■ Home 
 ■ Away 
 N Neutral



Average RPI Win:	243	WON-LOST	WINNING	LAST 12	STRENGTH OF	OPP. STRENGTH	TEAM	ADJ.	CONF.	ADJ CONF.
Average RPI Loss:	164	RECORD	PCT. RANK	GAMES	SCHEDULE	OF SCHEDULE	RPI	RPI	RPI	RPI
DIV. I ONLY	16- 13	146	7- 5	243	246	169	169	28	28	
DIV. I NON-CONF.	9- 6	117	1- 0	184	138	109	109	29	29	
TOTALS	RPI 1-25	RPI 26-50	W-L RECORDS	RPI 51-100	RPI 101-150	RPI 150+				
16- 13	0- 2	0- 0	OVERALL	1- 0	1- 3	14- 8				
9- 4	0- 0	0- 0	HOME	1- 0	0- 1	8- 3				
6- 9	0- 1	0- 0	AWAY	0- 0	1- 2	5- 5				
1- 0	0- 0	0- 0	NEUTRAL	0- 0	0- 0	1- 0				
9- 6	0- 2	0- 0	NON-CONFERENCE	1- 0	1- 1	7- 3				
5- 1	0- 0	0- 0	HOME	1- 0	0- 0	4- 1				
3- 5	0- 2	0- 0	AWAY	0- 0	1- 1	2- 2				
1- 0	0- 0	0- 0	NEUTRAL	0- 0	0- 0	1- 0				
7- 7	0- 0	0- 0	CONFERENCE	0- 0	0- 2	7- 5				
4- 3	0- 0	0- 0	HOME	0- 0	0- 1	4- 2				
3- 4	0- 0	0- 0	AWAY	0- 0	0- 1	3- 3				
0- 0	0- 0	0- 0	NEUTRAL	0- 0	0- 0	0- 0				

RPI 1-25					
RPI	S	Opponent	Score		
3	A	Connecticut	37	77	
11	A	Miami (FL)	49	89	
RPI 26-50					
RPI	S	Opponent	Score		
RPI 51-100					
RPI	S	Opponent	Score		
68	H	Quinnipiac	80	70	
RPI 101+ Team's RPI: 169					
RPI	S	Opponent	Score		
120	A	Harvard	73	68	
122	A	American	47	67	
122	H	American	58	61	
125	A	Yale	71	76	
180	A	Lehigh	60	75	
180	H	Lehigh	73	75	
185	A	New Hampshire	61	50	
200	A	Boston College	58	67	
201	H	Fordham	43	54	
202	H	Northeastern	70	68	
208	A	Navy	55	38	
208	H	Navy	56	73	
209	A	Brown	81	74	
217	A	Central Conn. St.	54	63	
238	H	Bryant	82	62	
255	A	Army	62	65	
255	H	Army	62	59	
256	H	Massachusetts	76	64	
276	H	Dartmouth	65	63	
292	N	Morgan St.	73	66	
307	A	Colgate	69	74	
307	H	Colgate	74	72	
308	A	Lafayette	75	61	
308	H	Lafayette	61	52	
328	A	Bucknell	49	38	
328	H	Bucknell	70	53	
LAST 12 Division I GAMES:					
307	H	Colgate	74	72	
255	A	Army	62	65	
328	A	Bucknell	49	38	
308	H	Lafayette	61	52	
122	A	American	47	67	
208	H	Navy	56	73	
180	H	Lehigh	73	75	
307	A	Colgate	69	74	
255	H	Army	62	59	
328	H	Bucknell	70	53	
308	A	Lafayette	75	61	
209	A	Brown	81	74	

Non-Div I Games:

Holy Cross

Loss, Non-Conf, S Site, H Home A Away N Neutral

Average RPI Win:	242	WON-LOST	WINNING	LAST 12	STRENGTH OF	OPP. STRENGTH	TEAM	ADJ.	CONF.	ADJ CONF.
Average RPI Loss:	150	RECORD	PCT. RANK	GAMES	SCHEDULE	OF SCHEDULE	RPI	RPI	RPI	RPI
DIV. I ONLY	3- 24	334	1- 11	128	155	316	316	11	11	
DIV. I NON-CONF.	1- 11	334	0- 0	221	244	329	329	12	12	
TOTALS	RPI 1-25	RPI 26-50	W-L RECORDS	RPI 51-100	RPI 101-150	RPI 150+				
3- 24	0- 1	0- 0	OVERALL	0- 7	0- 3	3- 13				
2- 14	0- 0	0- 0	HOME	0- 4	0- 3	2- 7				
1- 10	0- 1	0- 0	AWAY	0- 3	0- 0	1- 6				
0- 0	0- 0	0- 0	NEUTRAL	0- 0	0- 0	0- 0				
1- 11	0- 1	0- 0	NON-CONFERENCE	0- 3	0- 2	1- 5				
1- 7	0- 0	0- 0	HOME	0- 2	0- 2	1- 3				
0- 4	0- 1	0- 0	AWAY	0- 1	0- 0	0- 2				
0- 0	0- 0	0- 0	NEUTRAL	0- 0	0- 0	0- 0				
2- 13	0- 0	0- 0	CONFERENCE	0- 4	0- 1	2- 8				
1- 7	0- 0	0- 0	HOME	0- 2	0- 1	1- 4				
1- 6	0- 0	0- 0	AWAY	0- 2	0- 0	1- 4				
0- 0	0- 0	0- 0	NEUTRAL	0- 0	0- 0	0- 0				

RPI	S	Opponent	Score	RPI	S	Opponent	Score	RPI	S	Opponent	Score	RPI	S	Opponent	Score	Team's RPI: 316
16	A	Georgetown	36 66					62	H	Texas Tech	58 88	103	H	Oral Roberts	60 76	
								64	A	UTEP	43 87	104	H	UAB	43 67	
								64	H	UTEP	51 71	125	H	Yale	62 80	
								73	H	Tulane	51 71	162	A	Tulsa	53 67	
								76	A	Memphis	41 69	162	H	Tulsa	48 77	
								95	A	Washington	60 85	172	A	Rice	40 68	
								99	H	McNeese St.	59 72	172	H	Rice	50 58	
												174	H	Marshall	41 65	
												176	H	TCU	35 80	
												188	A	SMU	61 76	
												188	H	SMU	50 63	
												188	H	UCF	66 53	
												194	H	Louisiana Tech	53 79	
												197	A	Southern Miss.	56 49	
												229	A	East Carolina	77 83	
												291	A	UTSA	59 70	
												294	A	New Mexico	44 70	
												327	H	New Mexico St.	62 63	
												342	H	Houston Baptist	83 60	
LAST 12 Division I GAMES:																
188	H	UCF	66 53	162	A	Tulsa	53 67									
172	A	Rice	40 68	188	H	SMU	50 63									
64	H	UTEP	51 71	172	H	Rice	50 58									
229	A	East Carolina	77 83	64	A	UTEP	43 87									
76	A	Memphis	41 69	162	H	Tulsa	48 77									
73	H	Tulane	51 71	104	H	UAB	43 67									

Non-Div I Games:

Houston

■ Loss, 
 ■ Non-Conf, S Site, 
 ■ Home 
 ■ Away 
 N Neutral

## Houston Baptist

Through Games Of Sunday, February 26, 2012

Average RPI Win:	0	WON-LOST	WINNING	LAST 12	STRENGTH OF	OPP. STRENGTH	TEAM	ADJ.	CONF.	ADJ CONF.
Average RPI Loss:	240	RECORD	PCT. RANK	GAMES	SCHEDULE	OF SCHEDULE	RPI	RPI	RPI	RPI
DIV. I ONLY	0- 24	342	0- 11	329	342	342	342	33	33	
DIV. I NON-CONF.	0- 16	337	0- 3	277	333	341	341	33	33	
TOTALS	RPI 1-25	RPI 26-50	W-L RECORDS	RPI 51-100	RPI 101-150	RPI 150+				
0- 24	0- 0	0- 1	OVERALL	0- 1	0- 2	0- 20				
0- 12	0- 0	0- 0	HOME	0- 0	0- 1	0- 11				
0- 11	0- 0	0- 1	AWAY	0- 1	0- 1	0- 8				
0- 1	0- 0	0- 0	NEUTRAL	0- 0	0- 0	0- 1				
0- 16	0- 0	0- 1	NON-CONFERENCE	0- 1	0- 2	0- 12				
0- 7	0- 0	0- 0	HOME	0- 0	0- 1	0- 6				
0- 8	0- 0	0- 1	AWAY	0- 1	0- 1	0- 5				
0- 1	0- 0	0- 0	NEUTRAL	0- 0	0- 0	0- 1				
0- 8	0- 0	0- 0	CONFERENCE	0- 0	0- 0	0- 8				
0- 5	0- 0	0- 0	HOME	0- 0	0- 0	0- 5				
0- 3	0- 0	0- 0	AWAY	0- 0	0- 0	0- 3				
0- 0	0- 0	0- 0	NEUTRAL	0- 0	0- 0	0- 0				

RPI S	Opponent	Score	RPI S	Opponent	Score	RPI S	Opponent	Score	RPI S	Opponent	Score	Team's RPI: 342
46	A Iowa St.	33 73	64	A UTEP	53 82	141	H Stephen F. Austin	39 53	147	A UMKC	45 92	
						160	H Sam Houston St.	51 69	171	H Lamar	40 73	
						172	A Rice	42 75	208	A Navy	31 67	
						225	A North Dakota	34 93	225	H North Dakota	36 57	
						226	A Texas St.	61 86	235	N George Washington	44 80	
						264	H Tex.-Pan American	41 55	274	H Vermont	47 60	
						294	H New Mexico	38 65	304	H Utah Valley	41 62	
						314	A Texas-Arlington	61 78	316	A Houston	60 83	
						323	A NJIT	28 88	323	H NJIT	52 69	
						326	H A&M-Corpus Christi	45 65	331	A Chicago St.	41 63	
						331	H Chicago St.	66 79	339	H Texas Southern	44 54	
LAST 12 Division I GAMES:												
225	H North Dakota	36 57	264	H Tex.-Pan American	41 55							
304	H Utah Valley	41 62	331	H Chicago St.	66 79							
323	A NJIT	28 88	323	H NJIT	52 69							
331	A Chicago St.	41 63	160	H Sam Houston St.	51 69							
339	H Texas Southern	44 54	314	A Texas-Arlington	61 78							
225	A North Dakota	34 93	226	A Texas St.	61 86							

Non-Div I Games: Huston-Tillotson 87 70

Houston Baptist

■ Loss, 
 ■ Non-Conf, S Site, 
 ■ Home 
 ■ Away 
 N Neutral

Average RPI Win: <b>233</b>	WON-LOST	WINNING	LAST 12	STRENGTH OF	OPP. STRENGTH	TEAM	ADJ.	CONF.	ADJ CONF.
Average RPI Loss: <b>83</b>	RECORD	PCT. RANK	GAMES	SCHEDULE	OF SCHEDULE	RPI	RPI	RPI	RPI
DIV. I ONLY	22- 7	32	11- 1	174	223	66	66	29	29
DIV. I NON-CONF.	8- 5	107	0- 0	76	70	51	51	25	25
TOTALS	RPI 1-25	RPI 26-50	W-L RECORDS	RPI 51-100	RPI 101-150	RPI 150+			
22- 7	0- 3	0- 0	OVERALL	1- 2	4- 0	17- 2			
10- 1	0- 0	0- 0	HOME	0- 1	2- 0	8- 0			
11- 6	0- 3	0- 0	AWAY	1- 1	1- 0	9- 2			
1- 0	0- 0	0- 0	NEUTRAL	0- 0	1- 0	0- 0			
8- 5	0- 3	0- 0	NON-CONFERENCE	1- 0	1- 0	6- 2			
3- 0	0- 0	0- 0	HOME	0- 0	0- 0	3- 0			
4- 5	0- 3	0- 0	AWAY	1- 0	0- 0	3- 2			
1- 0	0- 0	0- 0	NEUTRAL	0- 0	1- 0	0- 0			
14- 2	0- 0	0- 0	CONFERENCE	0- 2	3- 0	11- 0			
7- 1	0- 0	0- 0	HOME	0- 1	2- 0	5- 0			
7- 1	0- 0	0- 0	AWAY	0- 1	1- 0	6- 0			
0- 0	0- 0	0- 0	NEUTRAL	0- 0	0- 0	0- 0			

RPI S	Opponent	Score	RPI S	Opponent	Score	RPI S	Opponent	Score	RPI S	Opponent	Score
1	A Baylor	28 <b>82</b>				80	A Hampton	40 <b>63</b>	127	N Detroit	60 58
14	A St. John's (NY)	48 <b>63</b>				80	H Hampton	39 <b>52</b>	138	H Florida A&M	68 61
22	A Ohio St.	50 <b>73</b>				97	A Wake Forest	63 59	144	A Coppin St.	50 49
									144	H Coppin St.	63 52
									170	A Seton Hall	63 44
									181	A Loyola Maryland	56 <b>62</b>
									193	A Mt. St. Mary's	67 55
									204	A Akron	63 <b>64</b>
									208	H Navy	60 50
									213	H Buffalo	81 57
									215	A Md.-East. Shore	49 36
									215	H Md.-East. Shore	62 49
									235	A Fairleigh Dickinson	66 56
									261	A South Carolina St.	69 46
									262	H N.C. A&T	65 57
									286	A Norfolk St.	73 50
									292	A Morgan St.	64 55
									305	H Bethune-Cookman	58 50
									315	A Savannah St.	64 51
									320	A Delaware St.	67 52
									320	H Delaware St.	59 49
									323	H NJIT	58 31
									341	H N.C. Central	67 26
LAST 12 Division I GAMES:											
320	A Delaware St.	67 52	215	A Md.-East. Shore	49 36						
215	H Md.-East. Shore	62 49	261	A South Carolina St.	69 46						
144	A Coppin St.	50 49	315	A Savannah St.	64 51						
305	H Bethune-Cookman	58 50	80	H Hampton	39 <b>52</b>						
138	H Florida A&M	68 61	341	H N.C. Central	67 26						
292	A Morgan St.	64 55	262	H N.C. A&T	65 57						

Non-Div I Games:

Howard

■ Loss, 
 ■ Non-Conf, 
 ■ S Site, 
 ■ Home 
 ■ A Away 
 N Neutral

Average RPI Win: <b>223</b>	WON-LOST	WINNING	LAST 12	STRENGTH OF	OPP. STRENGTH	TEAM	ADJ.	CONF.	ADJ CONF.
Average RPI Loss: <b>163</b>	RECORD	PCT. RANK	GAMES	SCHEDULE	OF SCHEDULE	RPI	RPI	RPI	RPI
DIV. I ONLY	8- 19	273	3- 9	208	189	288	288	19	19
DIV. I NON-CONF.	2- 8	293	1- 0	113	177	288	288	11	11
TOTALS	RPI 1-25	RPI 26-50	W-L RECORDS	RPI 51-100	RPI 101-150	RPI 150+			
8- 19	0- 0	0- 1	OVERALL	1- 5	1- 4	6- 9			
7- 7	0- 0	0- 0	HOME	1- 2	1- 1	5- 4			
1- 12	0- 0	0- 1	AWAY	0- 3	0- 3	1- 5			
0- 0	0- 0	0- 0	NEUTRAL	0- 0	0- 0	0- 0			
2- 8	0- 0	0- 1	NON-CONFERENCE	0- 3	0- 1	2- 3			
2- 3	0- 0	0- 0	HOME	0- 1	0- 0	2- 2			
0- 5	0- 0	0- 1	AWAY	0- 2	0- 1	0- 1			
0- 0	0- 0	0- 0	NEUTRAL	0- 0	0- 0	0- 0			
6- 11	0- 0	0- 0	CONFERENCE	1- 2	1- 3	4- 6			
5- 4	0- 0	0- 0	HOME	1- 1	1- 1	3- 2			
1- 7	0- 0	0- 0	AWAY	0- 1	0- 2	1- 4			
0- 0	0- 0	0- 0	NEUTRAL	0- 0	0- 0	0- 0			

RPI 1-25	RPI 26-50	RPI 51-100	RPI 101+ Team's RPI: 288
RPI S Opponent Score	RPI S Opponent Score	RPI S Opponent Score	RPI S Opponent Score
	30  Purdue 36  73	54  Michigan St. 56  62	103  Oral Roberts 62  102
		60  South Dakota St. 58  81	103  Oral Roberts 61  62
		60  South Dakota St. 66  76	127  Detroit 60  90
		80  Hampton 62  79	147  UMKC 62  79
		90  South Dakota 65 63	147  UMKC 82 76
		96  Cincinnati 42  74	166  SIU Edwardsville 57  72
			211  Butler 68 60
			233  Oakland 52 45
			233  Oakland 47  67
			240  Youngstown St. 81  91
			246  North Dakota St. 70  77
			246  North Dakota St. 50  64
			254  Western Ill. 75  81
			254  Western Ill. 73 54
			258  IUPUI 62  76
			258  IUPUI 59 50
			278  Longwood 73 54
			280  Valparaiso 43  64
			310  Southern Utah 68  80
			310  Southern Utah 70 60
LAST 12 Division I GAMES:			
147  UMKC 62  79	246  North Dakota St. 50  64		
310  Southern Utah 70 60	60  South Dakota St. 66  76		
103  Oral Roberts 61  62	103  Oral Roberts 62  102		
233  Oakland 52 45	310  Southern Utah 68  80		
254  Western Ill. 75  81	278  Longwood 73 54		
258  IUPUI 62  76	233  Oakland 47  67		

Non-Div I Games: Grace (IN) 71 54

IPFW

Loss, 
 Non-Conf, S Site, H Home A Away N Neutral

Average RPI Win:	218	WON-LOST	WINNING	LAST 12	STRENGTH OF	OPP. STRENGTH	TEAM	ADJ.	CONF.	ADJ CONF.
Average RPI Loss:	158	RECORD	PCT. RANK	GAMES	SCHEDULE	OF SCHEDULE	RPI	RPI	RPI	RPI
DIV. I ONLY	10- 17	250	6- 6	235	162	258	258	19	19	
DIV. I NON-CONF.	3- 7	262	0- 0	237	94	264	264	11	11	
TOTALS	RPI 1-25	RPI 26-50	W-L RECORDS	RPI 51-100	RPI 101-150	RPI 150+				
10- 17	0- 0	0- 2	OVERALL	1- 3	1- 5	8- 7				
7- 5	0- 0	0- 0	HOME	1- 1	1- 2	5- 2				
1- 12	0- 0	0- 2	AWAY	0- 2	0- 3	1- 5				
2- 0	0- 0	0- 0	NEUTRAL	0- 0	0- 0	2- 0				
3- 7	0- 0	0- 2	NON-CONFERENCE	0- 0	0- 2	3- 3				
1- 2	0- 0	0- 0	HOME	0- 0	0- 1	1- 1				
0- 5	0- 0	0- 2	AWAY	0- 0	0- 1	0- 2				
2- 0	0- 0	0- 0	NEUTRAL	0- 0	0- 0	2- 0				
7- 10	0- 0	0- 0	CONFERENCE	1- 3	1- 3	5- 4				
6- 3	0- 0	0- 0	HOME	1- 1	1- 1	4- 1				
1- 7	0- 0	0- 0	AWAY	0- 2	0- 2	1- 3				
0- 0	0- 0	0- 0	NEUTRAL	0- 0	0- 0	0- 0				

RPI S	Opponent	Score	RPI S	Opponent	Score	RPI S	Opponent	Score	RPI S	Opponent	Score	Team's RPI: 258
30	A Purdue	45 75	60	A South Dakota St.	52 66	103	A Oral Roberts	55 67				
42	A Kansas	50 71	60	H South Dakota St.	63 74	103	H Oral Roberts	72 48				
			90	A South Dakota	65 73	110	H Eastern Ill.	49 64				
			90	H South Dakota	52 42	137	A Indiana St.	40 65				
						147	A UMKC	55 63				
						147	H UMKC	56 58				
						159	N Fla. Atlantic	74 64				
						171	N Lamar	61 34				
						206	H Indiana	64 65				
						211	A Butler	50 58				
						233	A Oakland	50 54				
						233	H Oakland	64 61				
						246	H North Dakota St.	49 39				
						254	A Western Ill.	68 64				
						254	H Western Ill.	60 65				
						259	A Southern Ill.	63 77				
						288	A IPFW	50 59				
						288	H IPFW	76 62				
						310	A Southern Utah	48 58				
						310	H Southern Utah	56 49				
						324	H St. Francis (NY)	75 56				
LAST 12 Division I GAMES:												
60	A South Dakota St.	52 66	288	H IPFW	76 62							
147	H UMKC	56 58	254	A Western Ill.	68 64							
90	H South Dakota	52 42	90	A South Dakota	65 73							
103	A Oral Roberts	55 67	147	A UMKC	55 63							
310	A Southern Utah	48 58	310	H Southern Utah	56 49							
233	H Oakland	64 61	103	H Oral Roberts	72 48							

Non-Div I Games: Marygrove 82 43 Trine 79 24

IUPUI

Loss, Non-Conf, S Site, H Home A Away N Neutral

## Idaho

Through Games Of Sunday, February 26, 2012

Average RPI Win: <b>272</b>	WON-LOST	WINNING	LAST 12	STRENGTH OF	OPP. STRENGTH	TEAM	ADJ.	CONF.	ADJ CONF.
Average RPI Loss: <b>169</b>	RECORD	PCT. RANK	GAMES	SCHEDULE	OF SCHEDULE	RPI	RPI	RPI	RPI
DIV. I ONLY	7- 19	292	4- 8	177	280	279	279	25	25
DIV. I NON-CONF.	3- 11	290	0- 0	122	286	282	282	24	24
TOTALS	RPI 1-25	RPI 26-50	W-L RECORDS	RPI 51-100	RPI 101-150	RPI 150+			
7- 19	0- 1	0- 0	OVERALL	0- 3	0- 6	7- 9			
2- 9	0- 1	0- 0	HOME	0- 2	0- 2	2- 4			
3- 8	0- 0	0- 0	AWAY	0- 1	0- 3	3- 4			
2- 2	0- 0	0- 0	NEUTRAL	0- 0	0- 1	2- 1			
3- 11	0- 1	0- 0	NON-CONFERENCE	0- 1	0- 4	3- 5			
1- 5	0- 1	0- 0	HOME	0- 1	0- 1	1- 2			
0- 4	0- 0	0- 0	AWAY	0- 0	0- 2	0- 2			
2- 2	0- 0	0- 0	NEUTRAL	0- 0	0- 1	2- 1			
4- 8	0- 0	0- 0	CONFERENCE	0- 2	0- 2	4- 4			
1- 4	0- 0	0- 0	HOME	0- 1	0- 1	1- 2			
3- 4	0- 0	0- 0	AWAY	0- 1	0- 1	3- 2			
0- 0	0- 0	0- 0	NEUTRAL	0- 0	0- 0	0- 0			

RPI 1-25				RPI 26-50				RPI 51-100				RPI 101+ Team's RPI: 279			
RPI	S	Opponent	Score	RPI	S	Opponent	Score	RPI	S	Opponent	Score	RPI	S	Opponent	Score
24	H	Gonzaga	42 <b>91</b>					63	A	Fresno St.	68 <b>76</b>	116	A	Colorado	59 <b>68</b>
								63	H	Fresno St.	49 <b>72</b>	131	N	Pepperdine	48 <b>57</b>
								95	H	Washington	49 <b>66</b>	142	A	Utah St.	63 <b>85</b>
												142	H	Utah St.	70 <b>78</b>
												143	H	Seattle	72 <b>80</b>
												149	A	Eastern Wash.	61 <b>76</b>
												158	A	Montana	57 <b>64</b>
												194	A	Louisiana Tech	54 <b>66</b>
												194	H	Louisiana Tech	57 <b>61</b>
												197	N	Southern Miss.	62 <b>63</b>
												225	A	North Dakota	54 <b>84</b>
												225	H	North Dakota	68 <b>78</b>
												225	N	North Dakota	53 50
												232	H	Wyoming	65 59
												245	A	Hawaii	69 61
												271	A	San Jose St.	67 63
												285	N	Morehead St.	71 45
												309	H	UC Riverside	57 <b>70</b>
												317	A	Nevada	87 86
												317	H	Nevada	70 <b>76</b>
												327	A	New Mexico St.	47 <b>61</b>
												327	H	New Mexico St.	62 59
LAST 12 Division I GAMES:															
142	A	Utah St.	63 <b>85</b>	245	A	Hawaii	69 61								
317	A	Nevada	87 86	142	H	Utah St.	70 <b>78</b>								
63	A	Fresno St.	68 <b>76</b>	317	H	Nevada	70 <b>76</b>								
194	H	Louisiana Tech	57 <b>61</b>	63	H	Fresno St.	49 <b>72</b>								
327	H	New Mexico St.	62 59	327	A	New Mexico St.	47 <b>61</b>								
271	A	San Jose St.	67 63	194	A	Louisiana Tech	54 <b>66</b>								

Non-Div I Games: Carroll (MT) 63 40 Corban 77 74

Idaho

■ Loss, 
 ■ Non-Conf, S Site, 
 ■ Home 
 ■ Away 
 N Neutral

Average RPI Win:	209	WON-LOST	WINNING	LAST 12	STRENGTH OF	OPP. STRENGTH	TEAM	ADJ.	CONF.	ADJ CONF.
Average RPI Loss:	146	RECORD	PCT. RANK	GAMES	SCHEDULE	OF SCHEDULE	RPI	RPI	RPI	RPI
DIV. I ONLY	19- 7	48	10- 2	139	259	74	74	18	18	
DIV. I NON-CONF.	6- 5	139	0- 0	51	318	96	96	16	16	
TOTALS	RPI 1-25	RPI 26-50	W-L RECORDS	RPI 51-100	RPI 101-150	RPI 150+				
19- 7	0- 0	0- 0	OVERALL	2- 3	5- 2	12- 2				
8- 2	0- 0	0- 0	HOME	0- 1	2- 1	6- 0				
8- 4	0- 0	0- 0	AWAY	0- 1	3- 1	5- 2				
3- 1	0- 0	0- 0	NEUTRAL	2- 1	0- 0	1- 0				
6- 5	0- 0	0- 0	NON-CONFERENCE	2- 3	1- 1	3- 1				
2- 1	0- 0	0- 0	HOME	0- 1	1- 0	1- 0				
1- 3	0- 0	0- 0	AWAY	0- 1	0- 1	1- 1				
3- 1	0- 0	0- 0	NEUTRAL	2- 1	0- 0	1- 0				
13- 2	0- 0	0- 0	CONFERENCE	0- 0	4- 1	9- 1				
6- 1	0- 0	0- 0	HOME	0- 0	1- 1	5- 0				
7- 1	0- 0	0- 0	AWAY	0- 0	3- 0	4- 1				
0- 0	0- 0	0- 0	NEUTRAL	0- 0	0- 0	0- 0				

RPI 1-25			RPI 26-50			RPI 51-100			Team's RPI: 74	RPI 101+		
RPI	S	Opponent	Score	RPI	S	Opponent	Score	RPI	S	Opponent	Score	RPI
								64	A	UTEP	63 79	114
								69	N	Chattanooga	65 62	132
								73	N	Tulane	37 45	132
								87	N	South Fla.	76 63	139
								90	H	South Dakota	54 66	139
												142
												149
												158
												158
												199
												199
												244
												244
												250
												302
												302
												304
												313
												327
												335
												335
LAST 12 Division I GAMES:												

Non-Div I Games: Okla. Panhandle 90 48 Great Falls 86 42

Idaho St.

Loss, Non-Conf, S Site, H Home A Away N Neutral



## Ill.-Chicago

Through Games Of Sunday, February 26, 2012

Average RPI Win: <b>223</b>	WON-LOST	WINNING	LAST 12	STRENGTH OF	OPP. STRENGTH	TEAM	ADJ.	CONF.	ADJ CONF.
Average RPI Loss: <b>159</b>	RECORD	PCT. RANK	GAMES	SCHEDULE	OF SCHEDULE	RPI	RPI	RPI	RPI
DIV. I ONLY	<b>14- 11</b>	<b>136</b>	<b>7- 5</b>	<b>226</b>	<b>217</b>	<b>163</b>	<b>163</b>	<b>13</b>	<b>13</b>
DIV. I NON-CONF.	<b>5- 4</b>	<b>134</b>	<b>0- 0</b>	<b>198</b>	<b>236</b>	<b>166</b>	<b>166</b>	<b>17</b>	<b>17</b>
TOTALS	RPI 1-25	RPI 26-50	W-L RECORDS	RPI 51-100	RPI 101-150	RPI 150+			
14- 11	0- 0	0- 1	OVERALL	0- 1	2- 4	12- 5			
9- 3	0- 0	0- 0	HOME	0- 0	2- 2	7- 1			
5- 8	0- 0	0- 1	AWAY	0- 1	0- 2	5- 4			
0- 0	0- 0	0- 0	NEUTRAL	0- 0	0- 0	0- 0			
5- 4	0- 0	0- 0	NON-CONFERENCE	0- 1	1- 1	4- 2			
4- 1	0- 0	0- 0	HOME	0- 0	1- 1	3- 0			
1- 3	0- 0	0- 0	AWAY	0- 1	0- 0	1- 2			
0- 0	0- 0	0- 0	NEUTRAL	0- 0	0- 0	0- 0			
9- 7	0- 0	0- 1	CONFERENCE	0- 0	1- 3	8- 3			
5- 2	0- 0	0- 0	HOME	0- 0	1- 1	4- 1			
4- 5	0- 0	0- 1	AWAY	0- 0	0- 2	4- 2			
0- 0	0- 0	0- 0	NEUTRAL	0- 0	0- 0	0- 0			

RPI 1-25			RPI 26-50			RPI 51-100			RPI 101+			Team's RPI: 163
RPI	S	Opponent	Score	RPI	S	Opponent	Score	RPI	S	Opponent	Score	
				27	A	Green Bay	63 <b>80</b>	92	A	Illinois St.	56 <b>77</b>	
								110	H	Eastern Ill.	66 50	
								127	A	Detroit	57 <b>62</b>	
								127	H	Detroit	66 59	
								134	A	Wright St.	70 <b>80</b>	
								134	H	Wright St.	60 <b>62</b>	
								137	H	Indiana St.	59 <b>75</b>	
								154	H	Drake	61 48	
								166	A	SIU Edwardsville	57 <b>63</b>	
								192	A	Northern Ill.	49 47	
								211	A	Butler	48 <b>51</b>	
								211	H	Butler	77 42	
								221	A	Loyola Chicago	57 56	
								221	H	Loyola Chicago	66 <b>70</b>	
								227	A	Milwaukee	67 41	
								233	A	Oakland	45 <b>48</b>	
								240	A	Youngstown St.	77 68	
								240	H	Youngstown St.	70 62	
								249	H	Saint Louis	68 60	
								269	A	Cleveland St.	80 <b>83</b>	
								269	H	Cleveland St.	72 50	
								280	A	Valparaiso	54 43	
								280	H	Valparaiso	54 43	
								321	H	Southeast Mo. St.	69 54	
LAST 12 Division I GAMES:												
				221	H	Loyola Chicago	66 <b>70</b>	134	A	Wright St.	70 <b>80</b>	
				211	A	Butler	48 <b>51</b>	221	A	Loyola Chicago	57 56	
				280	A	Valparaiso	54 43	280	H	Valparaiso	54 43	
				269	H	Cleveland St.	72 50	211	H	Butler	77 42	
				240	H	Youngstown St.	70 62	240	A	Youngstown St.	77 68	
				127	A	Detroit	57 <b>62</b>	269	A	Cleveland St.	80 <b>83</b>	

Non-Div I Games: Roosevelt 78 58 Central Methodist 67 46

Ill.-Chicago

■ Loss, 
 ■ Non-Conf, S Site, 
 ■ Home 
 ■ Away 
 N Neutral

Average RPI Win:	138	WON-LOST	WINNING	LAST 12	STRENGTH OF	OPP. STRENGTH	TEAM	ADJ.	CONF.	ADJ CONF.
Average RPI Loss:	65	RECORD	PCT. RANK	GAMES	SCHEDULE	OF SCHEDULE	RPI	RPI	RPI	RPI
DIV. I ONLY	11- 18	245	5- 7	18	57	111	111	5	5	
DIV. I NON-CONF.	6- 7	181	0- 0	15	68	80	80	4	4	
TOTALS	RPI 1-25	RPI 26-50	W-L RECORDS	RPI 51-100	RPI 101-150	RPI 150+				
11- 18	1- 2	0- 9	OVERALL	3- 2	3- 3	4- 2				
5- 6	1- 1	0- 4	HOME	1- 0	2- 0	1- 1				
5- 8	0- 1	0- 3	AWAY	2- 0	0- 3	3- 1				
1- 4	0- 0	0- 2	NEUTRAL	0- 2	1- 0	0- 0				
6- 7	0- 0	0- 4	NON-CONFERENCE	2- 2	1- 1	3- 0				
2- 1	0- 0	0- 1	HOME	1- 0	0- 0	1- 0				
3- 2	0- 0	0- 1	AWAY	1- 0	0- 1	2- 0				
1- 4	0- 0	0- 2	NEUTRAL	0- 2	1- 0	0- 0				
5- 11	1- 2	0- 5	CONFERENCE	1- 0	2- 2	1- 2				
3- 5	1- 1	0- 3	HOME	0- 0	2- 0	0- 1				
2- 6	0- 1	0- 2	AWAY	1- 0	0- 2	1- 1				
0- 0	0- 0	0- 0	NEUTRAL	0- 0	0- 0	0- 0				

RPI S	Opponent	Score	RPI S	Opponent	Score	RPI S	Opponent	Score	RPI S	Opponent	Score	Team's RPI: 111
19	H Penn St.	65 71	26	A California	56 80	54	A Michigan St.	71 62	118	A Northwestern	58 59	
22	A Ohio St.	84 96	27	N Green Bay	62 82	62	N Texas Tech	64 70	118	H Northwestern	69 57	
22	H Ohio St.	66 65	30	A Purdue	66 77	70	N Arizona St.	50 51	126	A Minnesota	53 60	
			30	H Purdue	63 64	76	H Memphis	62 54	126	H Minnesota	72 67	
			32	H South Carolina	52 71	92	A Illinois St.	66 56	132	N Montana St.	68 56	
			36	A Iowa	62 69				136	A Oregon	74 77	
			39	H Nebraska	47 67				155	A Wisconsin	60 72	
			40	N Dayton	66 80				155	H Wisconsin	67 70	
			45	H Michigan	50 70				184	H Alabama A&M	83 65	
									206	A Indiana	61 60	
									241	A Clemson	61 50	
									269	A Cleveland St.	72 42	
LAST 12 Division I GAMES:												
155	A Wisconsin	60 72	126	H Minnesota	72 67							
118	H Northwestern	69 57	39	H Nebraska	47 67							
126	A Minnesota	53 60	54	A Michigan St.	71 62							
206	A Indiana	61 60	22	A Ohio St.	84 96							
22	H Ohio St.	66 65	19	H Penn St.	65 71							
30	A Purdue	66 77	118	A Northwestern	58 59							

Non-Div I Games:

Illinois

Average RPI Win:	178	WON-LOST	WINNING	LAST 12	STRENGTH OF	OPP. STRENGTH	TEAM	ADJ.	CONF.	ADJ CONF.
Average RPI Loss:	83	RECORD	PCT. RANK	GAMES	SCHEDULE	OF SCHEDULE	RPI	RPI	RPI	RPI
DIV. I ONLY	16- 11	114	8- 4	86	93	92	92	10	10	
DIV. I NON-CONF.	5- 6	191	0- 0	140	45	168	168	10	10	
TOTALS	RPI 1-25	RPI 26-50	W-L RECORDS	RPI 51-100	RPI 101-150	RPI 150+				
16- 11	0- 1	0- 3	OVERALL	1- 2	4- 5	11- 0				
11- 3	0- 1	0- 1	HOME	1- 0	3- 1	7- 0				
4- 8	0- 0	0- 2	AWAY	0- 2	1- 4	3- 0				
1- 0	0- 0	0- 0	NEUTRAL	0- 0	0- 0	1- 0				
5- 6	0- 1	0- 1	NON-CONFERENCE	0- 1	0- 3	5- 0				
3- 2	0- 1	0- 0	HOME	0- 0	0- 1	3- 0				
1- 4	0- 0	0- 1	AWAY	0- 1	0- 2	1- 0				
1- 0	0- 0	0- 0	NEUTRAL	0- 0	0- 0	1- 0				
11- 5	0- 0	0- 2	CONFERENCE	1- 1	4- 2	6- 0				
8- 1	0- 0	0- 1	HOME	1- 0	3- 0	4- 0				
3- 4	0- 0	0- 1	AWAY	0- 1	1- 2	2- 0				
0- 0	0- 0	0- 0	NEUTRAL	0- 0	0- 0	0- 0				

RPI 1-25				RPI 26-50				RPI 51-100				Team's RPI: 92	RPI 101+			
RPI	S	Opponent	Score	RPI	S	Opponent	Score	RPI	S	Opponent	Score		RPI	S	Opponent	Score
20	H	DePaul	54 73	44	A	Missouri St.	68 83	70	A	Arizona St.	54 77		105	A	Wichita St.	68 59
				44	H	Missouri St.	76 80	79	A	Creighton	59 68		105	H	Wichita St.	68 62
				45	A	Michigan	59 76	79	H	Creighton	79 66		110	A	Eastern Ill.	69 83
													111	H	Illinois	56 66
													118	A	Northwestern	62 69
													137	A	Indiana St.	53 67
													137	H	Indiana St.	78 67
													140	A	UNI	73 79
													140	H	UNI	84 68
													154	A	Drake	66 51
													154	H	Drake	71 67
													163	H	Ill.-Chicago	77 56
													165	A	Bradley	67 65
													165	H	Bradley	82 63
													192	H	Northern Ill.	81 62
													218	N	Arkansas St.	78 50
													234	H	Western Ky.	71 45
													259	H	Southern Ill.	75 51
													270	A	Ball St.	63 52
													303	H	Evansville	62 49
LAST 12 Division I GAMES:																
				44	H	Missouri St.	76 80	137	H	Indiana St.	78 67					
				105	H	Wichita St.	68 62	44	A	Missouri St.	68 83					
				154	A	Drake	66 51	105	A	Wichita St.	68 59					
				79	A	Creighton	59 68	79	H	Creighton	79 66					
				165	H	Bradley	82 63	154	H	Drake	71 67					
				140	H	UNI	84 68	140	A	UNI	73 79					

Non-Div I Games:

Illinois St.

## Indiana

Average RPI Win: 244

Average RPI Loss: 71

WON-LOST

WINNING

LAST 12

## Through Games Of Sunday, February 26, 2012

STRENGTH OF

OPP. STRENGTH

TEAM

ADJ.

CONF.

ADJ CONF.

RECORD

PCT. RANK

GAMES

SCHEDULE

OF SCHEDULE

RPI

RPI

RPI

RPI

DIV. I ONLY

6- 23

309

1- 11

37

77

206

206

5

5

DIV. I NON-CONF.

5- 8

221

0- 0

85

203

175

175

4

4

TOTALS

RPI 1-25

RPI 26-50

W-L RECORDS

RPI 51-100

RPI 101-150

RPI 150+

6- 23

0- 4

0- 7

OVERALL

0- 6

0- 4

6- 2

3- 10

0- 1

0- 3

HOME

0- 3

0- 2

3- 1

2- 12

0- 3

0- 4

AWAY

0- 3

0- 2

2- 0

1- 1

0- 0

0- 0

NEUTRAL

0- 0

0- 0

1- 1

5- 8

0- 1

0- 1

NON-CONFERENCE

0- 4

0- 0

5- 2

2- 3

0- 0

0- 0

HOME

0- 2

0- 0

2- 1

2- 4

0- 1

0- 1

AWAY

0- 2

0- 0

2- 0

1- 1

0- 0

0- 0

NEUTRAL

0- 0

0- 0

1- 1

1- 15

0- 3

0- 6

CONFERENCE

0- 2

0- 4

1- 0

1- 7

0- 1

0- 3

HOME

0- 1

0- 2

1- 0

0- 8

0- 2

0- 3

AWAY

0- 1

0- 2

0- 0

0- 0

0- 0

0- 0

NEUTRAL

0- 0

0- 0

0- 0

RPI 1-25

RPI 26-50

RPI 51-100

RPI 101+

Team's RPI: 206

RPI	S	Opponent	Score
19	A	Penn St.	44 76
22	A	Ohio St.	54 75
22	H	Ohio St.	55 73
23	A	St. Bonaventure	45 65

RPI	S	Opponent	Score
30	A	Purdue	58 90
30	H	Purdue	60 82
36	H	Iowa	64 83
39	A	Nebraska	48 62
45	A	Michigan	48 66
45	H	Michigan	48 61
49	A	Virginia	49 65

RPI	S	Opponent	Score
54	A	Michigan St.	47 67
54	H	Michigan St.	49 63
57	H	Oklahoma St.	72 83
78	A	Central Ark.	46 58
81	H	Toledo	58 69
93	A	Miami (OH)	72 77

RPI	S	Opponent	Score
111	H	Illinois	60 61
118	A	Northwestern	61 68
118	H	Northwestern	61 69
126	A	Minnesota	43 84
155	H	Wisconsin	62 60
178	N	Colorado St.	47 39
192	H	Northern Ill.	59 60
196	N	Pittsburgh	72 77
247	A	Belmont	63 52
258	A	IUPUI	65 64
301	H	Murray St.	70 67
326	H	A&M-Corpus Christi	80 58

## LAST 12 Division I GAMES:

30	A	Purdue	58 90	19	A	Penn St.	44 76
155	H	Wisconsin	62 60	118	A	Northwestern	61 68
45	H	Michigan	48 61	22	H	Ohio St.	55 73
22	A	Ohio St.	54 75	45	A	Michigan	48 66
111	H	Illinois	60 61	30	H	Purdue	60 82
36	H	Iowa	64 83	54	A	Michigan St.	47 67

Non-Div I Games:

Indiana

Loss, Non-Conf, S Site, H Home A Away N Neutral

Average RPI Win:	185	WON-LOST	WINNING	LAST 12	STRENGTH OF	OPP. STRENGTH	TEAM	ADJ.	CONF.	ADJ CONF.
Average RPI Loss:	106	RECORD	PCT. RANK	GAMES	SCHEDULE	OF SCHEDULE	RPI	RPI	RPI	RPI
DIV. I ONLY	13- 15	186	3- 9	59	122	137	137	10	10	
DIV. I NON-CONF.	6- 6	161	0- 0	56	231	98	98	10	10	
TOTALS	RPI 1-25	RPI 26-50	W-L RECORDS	RPI 51-100	RPI 101-150	RPI 150+				
13- 15	0- 1	0- 3	OVERALL	1- 4	5- 2	7- 5				
10- 4	0- 0	0- 1	HOME	1- 2	4- 0	5- 1				
3- 11	0- 1	0- 2	AWAY	0- 2	1- 2	2- 4				
0- 0	0- 0	0- 0	NEUTRAL	0- 0	0- 0	0- 0				
6- 6	0- 1	0- 1	NON-CONFERENCE	0- 1	2- 1	4- 2				
4- 1	0- 0	0- 0	HOME	0- 1	2- 0	2- 0				
2- 5	0- 1	0- 1	AWAY	0- 0	0- 1	2- 2				
0- 0	0- 0	0- 0	NEUTRAL	0- 0	0- 0	0- 0				
7- 9	0- 0	0- 2	CONFERENCE	1- 3	3- 1	3- 3				
6- 3	0- 0	0- 1	HOME	1- 1	2- 0	3- 1				
1- 6	0- 0	0- 1	AWAY	0- 2	1- 1	0- 2				
0- 0	0- 0	0- 0	NEUTRAL	0- 0	0- 0	0- 0				

RPI 1-25				RPI 26-50				RPI 51-100				RPI 101+ Team's RPI: 137			
RPI	S	Opponent	Score	RPI	S	Opponent	Score	RPI	S	Opponent	Score	RPI	S	Opponent	Score
4	A	Notre Dame	34 99	44	A	Missouri St.	70 84	69	H	Chattanooga	54 75	105	A	Wichita St.	63 74
				44	H	Missouri St.	58 68	79	A	Creighton	48 63	105	H	Wichita St.	63 51
				45	A	Michigan	44 72	79	H	Creighton	62 64	110	A	Eastern Ill.	60 75
								92	A	Illinois St.	67 78	113	H	UT Martin	66 55
								92	H	Illinois St.	67 53	127	H	Detroit	64 62
												140	A	UNI	68 62
												140	H	UNI	71 60
												154	A	Drake	43 60
												154	H	Drake	59 67
												163	A	Ill.-Chicago	75 59
												165	A	Bradley	58 79
												165	H	Bradley	77 60
												192	A	Northern Ill.	43 47
												211	H	Butler	49 46
												247	A	Belmont	59 69
												258	H	IUPUI	65 40
												259	H	Southern Ill.	72 66
												303	H	Evansville	73 54
												331	A	Chicago St.	67 59
LAST 12 Division I GAMES:															
105	H	Wichita St.	63 51	92	A	Illinois St.	67 78								
44	H	Missouri St.	58 68	105	A	Wichita St.	63 74								
79	A	Creighton	48 63	44	A	Missouri St.	70 84								
154	A	Drake	43 60	154	H	Drake	59 67								
140	H	UNI	71 60	79	H	Creighton	62 64								
165	H	Bradley	77 60	165	A	Bradley	58 79								

Non-Div I Games:

Indiana St.

Average RPI Win: <b>257</b>	WON-LOST	WINNING	LAST 12	STRENGTH OF	OPP. STRENGTH	TEAM	ADJ.	CONF.	ADJ CONF.
Average RPI Loss: <b>155</b>	RECORD	PCT. RANK	GAMES	SCHEDULE	OF SCHEDULE	RPI	RPI	RPI	RPI
DIV. I ONLY	<b>12- 17</b>	<b>219</b>	<b>4- 8</b>	<b>247</b>	<b>219</b>	<b>237</b>	<b>237</b>	<b>22</b>	<b>22</b>
DIV. I NON-CONF.	<b>4- 7</b>	<b>229</b>	<b>0- 0</b>	<b>245</b>	<b>181</b>	<b>242</b>	<b>242</b>	<b>21</b>	<b>21</b>
TOTALS	RPI 1-25	RPI 26-50	W-L RECORDS	RPI 51-100	RPI 101-150	RPI 150+			
12- 17	0- 1	0- 3	OVERALL	0- 2	0- 3	12- 8			
9- 4	0- 0	0- 2	HOME	0- 0	0- 1	9- 1			
3- 13	0- 1	0- 1	AWAY	0- 2	0- 2	3- 7			
0- 0	0- 0	0- 0	NEUTRAL	0- 0	0- 0	0- 0			
4- 7	0- 1	0- 1	NON-CONFERENCE	0- 2	0- 1	4- 2			
3- 1	0- 0	0- 1	HOME	0- 0	0- 0	3- 0			
1- 6	0- 1	0- 0	AWAY	0- 2	0- 1	1- 2			
0- 0	0- 0	0- 0	NEUTRAL	0- 0	0- 0	0- 0			
8- 10	0- 0	0- 2	CONFERENCE	0- 0	0- 2	8- 6			
6- 3	0- 0	0- 1	HOME	0- 0	0- 1	6- 1			
2- 7	0- 0	0- 1	AWAY	0- 0	0- 1	2- 5			
0- 0	0- 0	0- 0	NEUTRAL	0- 0	0- 0	0- 0			

RPI 1-25				RPI 26-50				RPI 51-100				RPI 101+ Team's RPI: 237			
RPI	S	Opponent	Score	RPI	S	Opponent	Score	RPI	S	Opponent	Score	RPI	S	Opponent	Score
13	A	Rutgers	29 <b>62</b>	35	H	Villanova	47 <b>76</b>	81	A	Toledo	42 <b>54</b>	101	A	Fairfield	58 <b>62</b>
				43	A	Marist	65 <b>79</b>	93	A	Miami (OH)	77 <b>92</b>	101	H	Fairfield	64 <b>78</b>
				43	H	Marist	61 <b>73</b>					135	A	Marquette	44 <b>93</b>
												181	A	Loyola Maryland	60 <b>66</b>
												181	H	Loyola Maryland	72 65
												183	A	Manhattan	54 <b>59</b>
												183	H	Manhattan	65 60
												223	A	Niagara	71 61
												223	H	Niagara	55 <b>68</b>
												224	A	Canisius	74 <b>85</b>
												224	H	Canisius	77 67
												238	A	Bryant	66 53
												260	H	Long Beach St.	78 73
												262	H	N.C. A&T	85 69
												263	A	Siena	59 <b>83</b>
												263	H	Siena	87 71
												277	A	Rider	76 <b>80</b>
												277	H	Rider	64 50
												307	A	Colgate	50 <b>75</b>
												319	H	Stony Brook	52 48
												325	A	Saint Peter's	71 54
												325	H	Saint Peter's	74 49
												326	A	A&M-Corpus Christi	68 <b>77</b>
LAST 12 Division I GAMES:															
325	H	Saint Peter's	74 49	181	A	Loyola Maryland	60 <b>66</b>								
43	A	Marist	65 <b>79</b>	263	A	Siena	59 <b>83</b>								
181	H	Loyola Maryland	72 65	101	H	Fairfield	64 <b>78</b>								
277	A	Rider	76 <b>80</b>	43	H	Marist	61 <b>73</b>								
183	A	Manhattan	54 <b>59</b>	224	H	Canisius	77 67								
223	H	Niagara	55 <b>68</b>	325	A	Saint Peter's	71 54								

Non-Div I Games:

Iona

■ Loss, 
 ■ Non-Conf, S Site, 
 ■ Home 
 ■ Away 
 N Neutral

Average RPI Win:	120	WON-LOST	WINNING	LAST 12	STRENGTH OF	OPP. STRENGTH	TEAM	ADJ.	CONF.	ADJ CONF.
Average RPI Loss:	49	RECORD	PCT. RANK	GAMES	SCHEDULE	OF SCHEDULE	RPI	RPI	RPI	RPI
DIV. I ONLY	19- 10	85	9- 3	30	33	36	36	5	5	
DIV. I NON-CONF.	8- 5	107	0- 0	47	17	73	73	4	4	
TOTALS	RPI 1-25	RPI 26-50	W-L RECORDS	RPI 51-100	RPI 101-150	RPI 150+				
19- 10	1- 4	3- 4	OVERALL	2- 0	7- 1	6- 1				
13- 2	0- 0	2- 1	HOME	2- 0	5- 1	4- 0				
5- 7	0- 3	1- 3	AWAY	0- 0	2- 0	2- 1				
1- 1	1- 1	0- 0	NEUTRAL	0- 0	0- 0	0- 0				
8- 5	1- 2	0- 1	NON-CONFERENCE	1- 0	3- 1	3- 1				
6- 1	0- 0	0- 0	HOME	1- 0	2- 1	3- 0				
1- 3	0- 1	0- 1	AWAY	0- 0	1- 0	0- 1				
1- 1	1- 1	0- 0	NEUTRAL	0- 0	0- 0	0- 0				
11- 5	0- 2	3- 3	CONFERENCE	1- 0	4- 0	3- 0				
7- 1	0- 0	2- 1	HOME	1- 0	3- 0	1- 0				
4- 4	0- 2	1- 2	AWAY	0- 0	1- 0	2- 0				
0- 0	0- 0	0- 0	NEUTRAL	0- 0	0- 0	0- 0				

RPI	S	Opponent	Score	RPI	S	Opponent	Score	Team's RPI: 36	RPI	S	Opponent	Score	RPI	S	Opponent	Score
6	N	Texas A&M	58 74	30	A	Purdue	55 57		54	H	Michigan St.	74 57	108	H	UNLV	59 69
12	A	Kansas St.	78 81	30	H	Purdue	59 42		85	H	Albany (NY)	82 60	111	H	Illinois	69 62
14	N	St. John's (NY)	60 52	39	A	Nebraska	53 60						118	A	Northwestern	70 63
19	A	Penn St.	52 68	39	H	Nebraska	72 77						118	H	Northwestern	86 55
22	A	Ohio St.	71 84	45	A	Michigan	58 57						120	H	Harvard	90 81
				45	H	Michigan	79 71						126	H	Minnesota	75 58
				46	A	Iowa St.	54 62						140	A	UNI	78 74
													148	H	Mississippi Val.	86 80
													154	H	Drake	71 46
													155	A	Wisconsin	85 79
													155	H	Wisconsin	69 57
													165	A	Bradley	88 96
													206	A	Indiana	83 64
													207	H	Virginia Tech	58 47
													254	H	Western Ill.	98 45
LAST 12 Division I GAMES:																
45	H	Michigan	79 71	155	A	Wisconsin	85 79									
118	A	Northwestern	70 63	30	H	Purdue	59 42									
45	A	Michigan	58 57	39	A	Nebraska	53 60									
54	H	Michigan St.	74 57	19	A	Penn St.	52 68									
126	H	Minnesota	75 58	155	H	Wisconsin	69 57									
206	A	Indiana	83 64	30	A	Purdue	55 57									

Non-Div I Games:

Iowa

■ Loss, 
■ Non-Conf, 
■ S Site, 
■ H Home 
■ A Away 
N Neutral

Average RPI Win: 128		WON-LOST	WINNING	LAST 12	STRENGTH OF		OPP. STRENGTH	TEAM	ADJ.	CONF.	ADJ CONF.
Average RPI Loss: 31		RECORD	PCT. RANK	GAMES	SCHEDULE		OF SCHEDULE	RPI	RPI	RPI	RPI
DIV. I ONLY		17- 10	99	8- 4	38		10	46	46	1	1
DIV. I NON-CONF.		9- 2	37	0- 0	177		162	67	67	1	1
<hr/>											
TOTALS	RPI 1-25	RPI 26-50		W-L RECORDS		RPI 51-100		RPI 101-150		RPI 150+	
17- 10	2- 5	2- 2		OVERALL		3- 3		4- 0		6- 0	
13- 2	1- 2	2- 0		HOME		3- 0		3- 0		4- 0	
3- 7	1- 2	0- 2		AWAY		0- 3		1- 0		1- 0	
1- 1	0- 1	0- 0		NEUTRAL		0- 0		0- 0		1- 0	
9- 2	0- 1	1- 1		NON-CONFERENCE		0- 0		2- 0		6- 0	
7- 0	0- 0	1- 0		HOME		0- 0		2- 0		4- 0	
1- 1	0- 0	0- 1		AWAY		0- 0		0- 0		1- 0	
1- 1	0- 1	0- 0		NEUTRAL		0- 0		0- 0		1- 0	
8- 8	2- 4	1- 1		CONFERENCE		3- 3		2- 0		0- 0	
6- 2	1- 2	1- 0		HOME		3- 0		1- 0		0- 0	
2- 6	1- 2	0- 1		AWAY		0- 3		1- 0		0- 0	
0- 0	0- 0	0- 0		NEUTRAL		0- 0		0- 0		0- 0	

RPI S	Opponent	Score	RPI S	Opponent	Score	Team's RPI: 46	RPI S	Opponent	Score	RPI S	Opponent	Score
1	H Baylor	45 57	36	H Iowa	62 54		55	A Texas	60 62	102	A Missouri	65 52
6	A Texas A&M	64 66	42	A Kansas	67 74		55	H Texas	71 56	102	H Missouri	66 59
6	H Texas A&M	33 59	42	H Kansas	66 47		57	A Oklahoma St.	63 71	140	H UNI	84 57
12	A Kansas St.	66 57	45	A Michigan	49 56		57	H Oklahoma St.	73 52	148	H Mississippi Val.	77 47
15	A Oklahoma	51 80					62	A Texas Tech	41 51	154	A Drake	71 64
15	H Oklahoma	77 71					62	H Texas Tech	66 49	185	H New Hampshire	71 57
19	N Penn St.	59 66								211	N Butler	64 44
										213	H Buffalo	65 45
										302	H Northern Ariz.	65 41
										342	H Houston Baptist	73 33
LAST 12 Division I GAMES:												
57	A Oklahoma St.	63 71	55	H Texas	71 56							
102	H Missouri	66 59	57	H Oklahoma St.	73 52							
15	H Oklahoma	77 71	6	A Texas A&M	64 66							
42	H Kansas	66 47	12	A Kansas St.	66 57							
62	A Texas Tech	41 51	62	H Texas Tech	66 49							
102	A Missouri	65 52	55	A Texas	60 62							

Non-Div I Games:

Iowa St.

■ Loss, 
 ■ Non-Conf, S Site, 
 ■ Home 
 ■ Away 
 N Neutral



Average RPI Win:	293	WON-LOST	WINNING	LAST 12	STRENGTH OF	OPP. STRENGTH	TEAM	ADJ.	CONF.	ADJ CONF.
Average RPI Loss:	236	RECORD	PCT. RANK	GAMES	SCHEDULE	OF SCHEDULE	RPI	RPI	RPI	RPI
DIV. I ONLY	10- 12	197	7- 5	342	336	313	313	32	32	
DIV. I NON-CONF.	2- 5	266	0- 0	339	297	328	328	32	32	
TOTALS	RPI 1-25	RPI 26-50	W-L RECORDS	RPI 51-100	RPI 101-150	RPI 150+				
10- 12	0- 0	0- 0	OVERALL	0- 1	0- 1	10- 10				
6- 3	0- 0	0- 0	HOME	0- 0	0- 0	6- 3				
4- 8	0- 0	0- 0	AWAY	0- 0	0- 1	4- 7				
0- 1	0- 0	0- 0	NEUTRAL	0- 1	0- 0	0- 0				
2- 5	0- 0	0- 0	NON-CONFERENCE	0- 1	0- 0	2- 4				
1- 0	0- 0	0- 0	HOME	0- 0	0- 0	1- 0				
1- 4	0- 0	0- 0	AWAY	0- 0	0- 0	1- 4				
0- 1	0- 0	0- 0	NEUTRAL	0- 1	0- 0	0- 0				
8- 7	0- 0	0- 0	CONFERENCE	0- 0	0- 1	8- 6				
5- 3	0- 0	0- 0	HOME	0- 0	0- 0	5- 3				
3- 4	0- 0	0- 0	AWAY	0- 0	0- 1	3- 3				
0- 0	0- 0	0- 0	NEUTRAL	0- 0	0- 0	0- 0				

RPI 1-25			RPI 26-50			RPI 51-100			RPI 101+ Team's RPI: 313		
RPI	S	Opponent	Score	RPI	S	Opponent	Score	RPI	S	Opponent	Score
						74 N Idaho St.	36 47	148 A	Mississippi Val.	56 66	
								184 H	Alabama A&M	72 66	
								197 A	Southern Miss.	55 70	
								210 A	Southern U.	49 42	
								210 H	Southern U.	60 65	
								219 A	Grambling	56 64	
								219 H	Grambling	55 59	
								268 A	Alcorn St.	51 53	
								268 H	Alcorn St.	76 55	
								275 H	Alabama St.	49 52	
								283 A	Prairie View	55 56	
								283 H	Prairie View	48 46	
								296 A	Southeastern La.	49 76	
								300 H	Tennessee St.	67 43	
								311 A	Air Force	51 64	
								326 A	A&M-Corpus Christi	61 64	
								330 A	Northwestern St.	79 73	
								337 A	Ark.-Pine Bluff	59 51	
								337 H	Ark.-Pine Bluff	62 45	
								339 A	Texas Southern	55 50	
								339 H	Texas Southern	55 38	
LAST 12 Division I GAMES:											
337 H	Ark.-Pine Bluff	62 45	337 A	Ark.-Pine Bluff	59 51						
219 A	Grambling	56 64	148 A	Mississippi Val.	56 66						
339 A	Texas Southern	55 50	219 H	Grambling	55 59						
283 A	Prairie View	55 56	339 H	Texas Southern	55 38						
210 H	Southern U.	60 65	283 H	Prairie View	48 46						
268 H	Alcorn St.	76 55	210 A	Southern U.	49 42						

Non-Div I Games: Tougaloo 63 54 Tougaloo 62 67

Jackson St.

Loss, Non-Conf, S Site, H Home A Away N Neutral

# Jacksonville

Through Games Of Sunday, February 26, 2012

Average RPI Win: <b>294</b>	WON-LOST	WINNING	LAST 12	STRENGTH OF	OPP. STRENGTH	TEAM	ADJ.	CONF.	ADJ CONF.
Average RPI Loss: <b>184</b>	RECORD	PCT. RANK	GAMES	SCHEDULE	OF SCHEDULE	RPI	RPI	RPI	RPI
DIV. I ONLY	10- 19	258	5- 7	268	332	284	284	30	30
DIV. I NON-CONF.	2- 9	299	0- 0	180	292	310	310	30	30
TOTALS	RPI 1-25	RPI 26-50	W-L RECORDS	RPI 51-100	RPI 101-150	RPI 150+			
10- 19	0- 0	0- 0	OVERALL	0- 6	0- 4	10- 9			
7- 6	0- 0	0- 0	HOME	0- 2	0- 2	7- 2			
3- 12	0- 0	0- 0	AWAY	0- 4	0- 2	3- 6			
0- 1	0- 0	0- 0	NEUTRAL	0- 0	0- 0	0- 1			
2- 9	0- 0	0- 0	NON-CONFERENCE	0- 4	0- 2	2- 3			
2- 2	0- 0	0- 0	HOME	0- 1	0- 1	2- 0			
0- 6	0- 0	0- 0	AWAY	0- 3	0- 1	0- 2			
0- 1	0- 0	0- 0	NEUTRAL	0- 0	0- 0	0- 1			
8- 10	0- 0	0- 0	CONFERENCE	0- 2	0- 2	8- 6			
5- 4	0- 0	0- 0	HOME	0- 1	0- 1	5- 2			
3- 6	0- 0	0- 0	AWAY	0- 1	0- 1	3- 4			
0- 0	0- 0	0- 0	NEUTRAL	0- 0	0- 0	0- 0			

RPI S	Opponent	Score	RPI S	Opponent	Score	RPI S	Opponent	Score	RPI S	Opponent	Score	Team's RPI: 284
						59	A Bowling Green	53 83	129	A Stetson	86 93	
						65	A Fla. Gulf Coast	51 74	129	H Stetson	63 73	
						65	H Fla. Gulf Coast	60 70	138	H Florida A&M	59 78	
						80	H Hampton	55 68	146	A FIU	37 63	
						97	A Wake Forest	54 83	229	N East Carolina	64 70	
						98	A North Carolina St.	42 80	247	A Belmont	62 68	
									247	H Belmont	57 50	
									261	H South Carolina St.	68 67	
									265	A North Florida	36 51	
									265	H North Florida	44 46	
									272	A East Tenn. St.	88 82	
									272	H East Tenn. St.	70 44	
									273	A Kennesaw St.	64 78	
									273	H Kennesaw St.	62 66	
									287	A S.C. Upstate	74 64	
									287	H S.C. Upstate	80 72	
									294	A Ga. Southern	46 52	
									315	A Savannah St.	64 67	
									322	A Mercer	76 65	
									322	H Mercer	84 78	
									332	A Lipscomb	64 68	
									332	H Lipscomb	81 75	
									340	H Jacksonville St.	87 74	
LAST 12 Division I GAMES:												
265	H	North Florida	44	46	129	H	Stetson	63	73			
322	H	Mercer	84	78	247	A	Belmont	62	68			
273	H	Kennesaw St.	62	66	332	A	Lipscomb	64	68			
287	A	S.C. Upstate	74	64	273	A	Kennesaw St.	64	78			
272	A	East Tenn. St.	88	82	322	A	Mercer	76	65			
65	H	Fla. Gulf Coast	60	70	272	H	East Tenn. St.	70	44			

Non-Div I Games:

Jacksonville

Loss, Non-Conf, S Site, H Home A Away N Neutral

Average RPI Win:	317	WON-LOST	WINNING	LAST 12	STRENGTH OF	OPP. STRENGTH	TEAM	ADJ.	CONF.	ADJ CONF.
Average RPI Loss:	219	RECORD	PCT. RANK	GAMES	SCHEDULE	OF SCHEDULE	RPI	RPI	RPI	RPI
DIV. I ONLY	3- 25	335	1- 11	325	326	340	340	31	31	
DIV. I NON-CONF.	2- 10	305	0- 0	307	278	332	332	31	31	
TOTALS	RPI 1-25	RPI 26-50	W-L RECORDS	RPI 51-100	RPI 101-150	RPI 150+				
3- 25	0- 1	0- 0	OVERALL	0- 0	0- 6	3- 18				
2- 9	0- 0	0- 0	HOME	0- 0	0- 2	2- 7				
1- 14	0- 1	0- 0	AWAY	0- 0	0- 3	1- 10				
0- 2	0- 0	0- 0	NEUTRAL	0- 0	0- 1	0- 1				
2- 10	0- 1	0- 0	NON-CONFERENCE	0- 0	0- 3	2- 6				
2- 1	0- 0	0- 0	HOME	0- 0	0- 0	2- 1				
0- 7	0- 1	0- 0	AWAY	0- 0	0- 2	0- 4				
0- 2	0- 0	0- 0	NEUTRAL	0- 0	0- 1	0- 1				
1- 15	0- 0	0- 0	CONFERENCE	0- 0	0- 3	1- 12				
0- 8	0- 0	0- 0	HOME	0- 0	0- 2	0- 6				
1- 7	0- 0	0- 0	AWAY	0- 0	0- 1	1- 6				
0- 0	0- 0	0- 0	NEUTRAL	0- 0	0- 0	0- 0				

RPI 1-25				RPI 26-50				RPI 51-100				RPI 101+ Team's RPI: 340			
RPI	S	Opponent	Score	RPI	S	Opponent	Score	RPI	S	Opponent	Score	RPI	S	Opponent	Score
10	A	Kentucky	25 100									110	H	Eastern Ill.	55 71
												113	A	UT Martin	67 99
												113	H	UT Martin	52 87
												128	A	Mississippi St.	41 78
												133	A	Samford	40 73
												146	N	FIU	52 79
												166	A	SIU Edwardsville	39 79
												166	H	SIU Edwardsville	57 78
												197	A	Southern Miss.	58 75
												230	A	Tennessee Tech	59 65
												230	H	Tennessee Tech	50 62
												243	H	Georgia St.	60 68
												265	A	North Florida	47 63
												266	H	Eastern Ky.	76 80
												273	A	Kennesaw St.	67 81
												282	A	Austin Peay	74 73
												284	A	Jacksonville	74 87
												285	A	Morehead St.	60 79
												285	H	Morehead St.	52 68
												294	N	Ga. Southern	49 72
												300	A	Tennessee St.	59 61
												300	H	Tennessee St.	57 67
												301	A	Murray St.	57 73
												321	A	Southeast Mo. St.	48 66
												321	H	Southeast Mo. St.	47 54
												332	H	Lipscomb	81 72
LAST 12 Division I GAMES:															
113	H	UT Martin	52 87	166	H	SIU Edwardsville	57 78								
321	H	Southeast Mo. St.	47 54	110	H	Eastern Ill.	55 71								
300	A	Tennessee St.	59 61	230	A	Tennessee Tech	59 65								
285	A	Morehead St.	60 79	301	A	Murray St.	57 73								
113	A	UT Martin	67 99	282	A	Austin Peay	74 73								
230	H	Tennessee Tech	50 62	285	H	Morehead St.	52 68								

Non-Div I Games: LeMoyne-Owen 83 67

Jacksonville St.

■ Loss, 
 ■ Non-Conf, S Site, 
 ■ Home 
 ■ Away 
 N Neutral

RPI S Opponent Score

RPI S Opponent Score  
336 H Troy 65 54

J  
a  
c  
k  
s  
o  
n  
v  
i  
l  
l  
e  
s  
t  
.

J  
a  
c  
k  
s  
o  
n  
v  
i  
l  
l  
e  
s  
t  
.

Jacksonville St.  
S  
t  
.

Average RPI Win:	151	WON-LOST	WINNING	LAST 12	STRENGTH OF	OPP. STRENGTH	TEAM	ADJ.	CONF.	ADJ CONF.
Average RPI Loss:	80	RECORD	PCT. RANK	GAMES	SCHEDULE	OF SCHEDULE	RPI	RPI	RPI	RPI
DIV. I ONLY	22- 6	24	10- 2	73	87	33	33	7	7	
DIV. I NON-CONF.	9- 2	37	0- 0	42	145	18	18	7	7	
TOTALS	RPI 1-25	RPI 26-50	W-L RECORDS	RPI 51-100	RPI 101-150	RPI 150+				
22- 6	0- 1	1- 2	OVERALL	7- 2	4- 0	10- 1				
11- 2	0- 1	1- 0	HOME	4- 1	1- 0	5- 0				
10- 3	0- 0	0- 1	AWAY	3- 1	3- 0	4- 1				
1- 1	0- 0	0- 1	NEUTRAL	0- 0	0- 0	1- 0				
9- 2	0- 0	1- 2	NON-CONFERENCE	2- 0	2- 0	4- 0				
4- 0	0- 0	1- 0	HOME	1- 0	0- 0	2- 0				
4- 1	0- 0	0- 1	AWAY	1- 0	2- 0	1- 0				
1- 1	0- 0	0- 1	NEUTRAL	0- 0	0- 0	1- 0				
13- 4	0- 1	0- 0	CONFERENCE	5- 2	2- 0	6- 1				
7- 2	0- 1	0- 0	HOME	3- 1	1- 0	3- 0				
6- 2	0- 0	0- 0	AWAY	2- 1	1- 0	3- 1				
0- 0	0- 0	0- 0	NEUTRAL	0- 0	0- 0	0- 0				

RPI 1-25				RPI 26-50				Team's RPI: 33				RPI 51-100				RPI 101+			
RPI	S	Opponent	Score	RPI	S	Opponent	Score	RPI	S	Opponent	Score	RPI	S	Opponent	Score	RPI	S	Opponent	Score
7	H	Delaware	65 72	38	H	Middle Tenn.	60 46	52	A	Hofstra	81 63	106	A	Liberty	62 58				
				47	N	Richmond	66 74	52	H	Hofstra	80 61	107	A	VCU	65 64				
				49	A	Virginia	53 59	68	A	Quinnipiac	81 73	107	H	VCU	64 43				
								75	H	Duquesne	56 49	122	A	American	68 64				
								82	H	UNC Wilmington	63 52	168	H	George Mason	49 45				
								84	A	Drexel	56 51	202	A	Northeastern	50 61				
								84	H	Drexel	43 60	203	A	Old Dominion	57 55				
								89	A	Towson	58 65	203	H	Old Dominion	63 44				
								89	H	Towson	67 57	215	H	Md.-East. Shore	61 53				
												217	H	Central Conn. St.	71 64				
												220	A	William & Mary	50 40				
												243	A	Georgia St.	62 50				
												243	H	Georgia St.	76 45				
												312	N	Rhode Island	77 42				
												318	A	Maine	64 47				
LAST 12 Division I GAMES:																			
203	H	Old Dominion	63 44	168	H	George Mason	49 45												
52	H	Hofstra	80 61	203	A	Old Dominion	57 55												
202	A	Northeastern	50 61	7	H	Delaware	65 72												
82	H	UNC Wilmington	63 52	243	H	Georgia St.	76 45												
107	A	VCU	65 64	220	A	William & Mary	50 40												
84	A	Drexel	56 51	52	A	Hofstra	81 63												

Non-Div I Games:

James Madison

Kansas

Average RPI Win:	125	WON-LOST	WINNING	LAST 12	STRENGTH OF	OPP. STRENGTH	TEAM	ADJ.	CONF.	ADJ CONF.
Average RPI Loss:	38	RECORD	PCT. RANK	GAMES	SCHEDULE	OF SCHEDULE	RPI	RPI	RPI	RPI
DIV. I ONLY	18- 10	92	4- 8	22	13	42	42	1	1	
DIV. I NON-CONF.	11- 1	10	0- 0	137	167	28	28	1	1	

TOTALS	RPI 1-25	RPI 26-50	W-L RECORDS	RPI 51-100	RPI 101-150	RPI 150+
18- 10	0- 7	1- 1	OVERALL	7- 0	3- 1	7- 1
13- 5	0- 4	1- 0	HOME	3- 0	2- 1	7- 0
5- 5	0- 3	0- 1	AWAY	4- 0	1- 0	0- 1
0- 0	0- 0	0- 0	NEUTRAL	0- 0	0- 0	0- 0
11- 1	0- 0	0- 0	NON-CONFERENCE	2- 0	2- 0	7- 1
10- 0	0- 0	0- 0	HOME	1- 0	2- 0	7- 0
1- 1	0- 0	0- 0	AWAY	1- 0	0- 0	0- 1
0- 0	0- 0	0- 0	NEUTRAL	0- 0	0- 0	0- 0
7- 9	0- 7	1- 1	CONFERENCE	5- 0	1- 1	0- 0
3- 5	0- 4	1- 0	HOME	2- 0	0- 1	0- 0
4- 4	0- 3	0- 1	AWAY	3- 0	1- 0	0- 0
0- 0	0- 0	0- 0	NEUTRAL	0- 0	0- 0	0- 0

RPI S Opponent	Score	RPI S Opponent	Score	Team's RPI: 42	RPI S Opponent	Score	RPI S Opponent	Score
1 A Baylor	46 74	46 A Iowa St.	47 66		55 A Texas	72 67	102 A Missouri	72 63
1 H Baylor	45 76	46 H Iowa St.	74 67		55 H Texas	85 61	102 H Missouri	65 70
6 A Texas A&M	51 62				57 A Oklahoma St.	65 60	103 H Oral Roberts	85 68
6 H Texas A&M	65 76				62 A Texas Tech	69 64	147 H UMKC	77 52
12 A Kansas St.	43 47				62 H Texas Tech	62 43	155 H Wisconsin	73 44
12 H Kansas St.	57 63				79 H Creighton	73 59	159 H Fla. Atlantic	82 63
15 H Oklahoma	68 74				97 A Wake Forest	74 73	160 H Sam Houston St.	87 59
							171 H Lamar	90 40
							175 A Alabama	76 80
							188 H SMU	75 52
							258 H IUPUI	71 50
							299 H Western Mich.	76 64
LAST 12 Division I GAMES:								
1 H Baylor	45 76	6 A Texas A&M	51 62					
62 A Texas Tech	69 64	15 H Oklahoma	68 74					
102 H Missouri	65 70	1 A Baylor	46 74					
46 A Iowa St.	47 66	62 H Texas Tech	62 43					
12 A Kansas St.	43 47	6 H Texas A&M	65 76					
55 H Texas	85 61	57 A Oklahoma St.	65 60					

Non-Div I Games:

Kansas

Loss, Non-Conf, S Site, H Home A Away N Neutral

Average RPI Win:	81	WON-LOST	WINNING	LAST 12	STRENGTH OF	OPP. STRENGTH	TEAM	ADJ.	CONF.	ADJ CONF.
Average RPI Loss:	38	RECORD	PCT. RANK	GAMES	SCHEDULE	OF SCHEDULE	RPI	RPI	RPI	RPI
DIV. I ONLY	18- 10	92	5- 7	3	4	12	12	1	1	
DIV. I NON-CONF.	9- 3	61	0- 0	13	48	14	14	1	1	
TOTALS	RPI 1-25	RPI 26-50	W-L RECORDS	RPI 51-100	RPI 101-150	RPI 150+				
18- 10	1- 5	6- 2	OVERALL	6- 1	3- 2	2- 0				
10- 3	1- 2	4- 1	HOME	2- 0	2- 0	1- 0				
6- 5	0- 3	2- 0	AWAY	4- 0	0- 2	0- 0				
2- 2	0- 0	0- 1	NEUTRAL	0- 1	1- 0	1- 0				
9- 3	0- 0	4- 1	NON-CONFERENCE	1- 1	2- 1	2- 0				
5- 0	0- 0	3- 0	HOME	0- 0	1- 0	1- 0				
2- 1	0- 0	1- 0	AWAY	1- 0	0- 1	0- 0				
2- 2	0- 0	0- 1	NEUTRAL	0- 1	1- 0	1- 0				
9- 7	1- 5	2- 1	CONFERENCE	5- 0	1- 1	0- 0				
5- 3	1- 2	1- 1	HOME	2- 0	1- 0	0- 0				
4- 4	0- 3	1- 0	AWAY	3- 0	0- 1	0- 0				
0- 0	0- 0	0- 0	NEUTRAL	0- 0	0- 0	0- 0				

RPI	S	Opponent	Score	RPI	S	Opponent	Score	RPI	S	Opponent	Score	RPI	S	Opponent	Score
1	A	Baylor	41 76	30	N	Purdue	42 46	52	N	Hofstra	54 64	102	A	Missouri	56 61
1	H	Baylor	41 70	36	H	Iowa	81 78	55	A	Texas	64 55	102	H	Missouri	72 46
6	A	Texas A&M	36 67	42	A	Kansas	63 57	55	H	Texas	65 45	105	H	Wichita St.	60 34
6	H	Texas A&M	71 69	42	H	Kansas	47 43	57	A	Oklahoma St.	67 56	108	A	UNLV	38 44
15	A	Oklahoma	62 68	43	A	Marist	57 56	57	H	Oklahoma St.	53 50	118	N	Northwestern	64 45
15	H	Oklahoma	57 65	44	H	Missouri St.	65 63	60	A	South Dakota St.	63 46	246	N	North Dakota St.	70 47
				46	H	Iowa St.	57 66	62	A	Texas Tech	62 61	276	H	Dartmouth	54 20
				50	H	BYU	59 46								
LAST 12 Division I GAMES:															
102	A	Missouri	56 61	1	H	Baylor	41 70								
57	H	Oklahoma St.	53 50	55	A	Texas	64 55								
55	H	Texas	65 45	57	A	Oklahoma St.	67 56								
15	A	Oklahoma	62 68	46	H	Iowa St.	57 66								
42	H	Kansas	47 43	1	A	Baylor	41 76								
6	A	Texas A&M	36 67	15	H	Oklahoma	57 65								

Non-Div I Games:

Kansas St.

■ Loss, 
 ■ Non-Conf, 
 ■ S Site, 
 ■ H Home 
 ■ A Away 
 N Neutral

Average RPI Win:	308	WON-LOST	WINNING	LAST 12	STRENGTH OF	OPP. STRENGTH	TEAM	ADJ.	CONF.	ADJ CONF.
Average RPI Loss:	184	RECORD	PCT. RANK	GAMES	SCHEDULE	OF SCHEDULE	RPI	RPI	RPI	RPI
DIV. I ONLY	13- 16	198	6- 6	333	325	273	273	30	30	
DIV. I NON-CONF.	5- 6	191	0- 0	329	302	266	266	30	30	
TOTALS	RPI 1-25	RPI 26-50	W-L RECORDS	RPI 51-100	RPI 101-150	RPI 150+				
13- 16	0- 1	0- 0	OVERALL	0- 4	0- 2	13- 9				
6- 7	0- 0	0- 0	HOME	0- 1	0- 1	6- 5				
7- 9	0- 1	0- 0	AWAY	0- 3	0- 1	7- 4				
0- 0	0- 0	0- 0	NEUTRAL	0- 0	0- 0	0- 0				
5- 6	0- 1	0- 0	NON-CONFERENCE	0- 2	0- 0	5- 3				
2- 2	0- 0	0- 0	HOME	0- 0	0- 0	2- 2				
3- 4	0- 1	0- 0	AWAY	0- 2	0- 0	3- 1				
0- 0	0- 0	0- 0	NEUTRAL	0- 0	0- 0	0- 0				
8- 10	0- 0	0- 0	CONFERENCE	0- 2	0- 2	8- 6				
4- 5	0- 0	0- 0	HOME	0- 1	0- 1	4- 3				
4- 5	0- 0	0- 0	AWAY	0- 1	0- 1	4- 3				
0- 0	0- 0	0- 0	NEUTRAL	0- 0	0- 0	0- 0				

RPI 1-25				RPI 26-50				RPI 51-100				RPI 101+ Team's RPI: 273			
RPI	S	Opponent	Score	RPI	S	Opponent	Score	RPI	S	Opponent	Score	RPI	S	Opponent	Score
21	A	Georgia Tech	51 94					65	A	Fla. Gulf Coast	51 58	129	A	Stetson	68 73
								65	H	Fla. Gulf Coast	50 87	129	H	Stetson	55 65
								69	A	Chattanooga	39 76	226	H	Texas St.	70 72
								83	A	North Carolina	62 76	243	A	Georgia St.	59 65
												247	A	Belmont	55 57
												247	H	Belmont	53 58
												265	A	North Florida	56 64
												265	H	North Florida	57 66
												272	A	East Tenn. St.	61 77
												272	H	East Tenn. St.	78 68
												275	A	Alabama St.	61 51
												284	A	Jacksonville	66 62
												284	H	Jacksonville	78 64
												287	A	S.C. Upstate	74 63
												287	H	S.C. Upstate	54 45
												293	H	Wofford	62 66
												322	A	Mercer	75 51
												322	H	Mercer	70 68
												329	A	Gardner-Webb	68 48
												332	A	Lipscomb	74 55
												332	H	Lipscomb	64 72
												336	A	Troy	66 57
												338	H	UNC Asheville	83 79
												340	H	Jacksonville St.	81 67
LAST 12 Division I GAMES:															
332	H	Lipscomb	64 72	287	H	S.C. Upstate	54 45								
247	H	Belmont	53 58	65	A	Fla. Gulf Coast	51 58								
265	A	North Florida	56 64	129	A	Stetson	68 73								
284	A	Jacksonville	66 62	284	H	Jacksonville	78 64								
322	H	Mercer	70 68	265	H	North Florida	57 66								
272	H	East Tenn. St.	78 68	322	A	Mercer	75 51								

Non-Div I Games:

Kennesaw St.



Average RPI Win: <b>237</b>	WON-LOST	WINNING	LAST 12	STRENGTH OF	OPP. STRENGTH	TEAM	ADJ.	CONF.	ADJ CONF.
Average RPI Loss: <b>171</b>	RECORD	PCT. RANK	GAMES	SCHEDULE	OF SCHEDULE	RPI	RPI	RPI	RPI
DIV. I ONLY	<b>6- 19</b>	<b>303</b>	<b>4- 8</b>	<b>173</b>	<b>210</b>	<b>298</b>	<b>298</b>	<b>12</b>	<b>12</b>
DIV. I NON-CONF.	<b>1- 9</b>	<b>323</b>	<b>0- 0</b>	<b>211</b>	<b>307</b>	<b>327</b>	<b>327</b>	<b>13</b>	<b>13</b>
TOTALS	RPI 1-25	RPI 26-50	W-L RECORDS	RPI 51-100	RPI 101-150	RPI 150+			
6- 19	0- 1	0- 0	OVERALL	0- 6	0- 1	6- 11			
5- 6	0- 1	0- 0	HOME	0- 2	0- 0	5- 3			
1- 12	0- 0	0- 0	AWAY	0- 4	0- 1	1- 7			
0- 1	0- 0	0- 0	NEUTRAL	0- 0	0- 0	0- 1			
1- 9	0- 1	0- 0	NON-CONFERENCE	0- 1	0- 1	1- 6			
1- 3	0- 1	0- 0	HOME	0- 0	0- 0	1- 2			
0- 5	0- 0	0- 0	AWAY	0- 1	0- 1	0- 3			
0- 1	0- 0	0- 0	NEUTRAL	0- 0	0- 0	0- 1			
5- 10	0- 0	0- 0	CONFERENCE	0- 5	0- 0	5- 5			
4- 3	0- 0	0- 0	HOME	0- 2	0- 0	4- 1			
1- 7	0- 0	0- 0	AWAY	0- 3	0- 0	1- 4			
0- 0	0- 0	0- 0	NEUTRAL	0- 0	0- 0	0- 0			

RPI 1-25				RPI 26-50				RPI 51-100				RPI 101+ Team's RPI: 298			
RPI	S	Opponent	Score	RPI	S	Opponent	Score	RPI	S	Opponent	Score	RPI	S	Opponent	Score
23	H	St. Bonaventure	51 <b>60</b>					51	A	Temple	33 <b>68</b>	150	A	Robert Morris	44 <b>78</b>
								58	A	Eastern Mich.	47 <b>83</b>	167	H	Central Mich.	67 64
								59	A	Bowling Green	57 <b>76</b>	174	A	Marshall	55 <b>93</b>
								81	H	Toledo	55 <b>66</b>	192	A	Northern Ill.	55 <b>66</b>
								93	A	Miami (OH)	55 <b>73</b>	202	H	Northeastern	65 <b>73</b>
								93	H	Miami (OH)	65 <b>69</b>	204	A	Akron	62 <b>68</b>
												204	H	Akron	77 76
												213	A	Buffalo	72 <b>85</b>
												213	H	Buffalo	85 73
												224	H	Canisius	64 <b>81</b>
												251	A	Ohio	45 <b>51</b>
												251	H	Ohio	68 65
												270	H	Ball St.	56 <b>75</b>
												285	H	Morehead St.	65 64
												299	A	Western Mich.	67 61
												302	A	Northern Ariz.	56 <b>72</b>
												304	N	Utah Valley	45 <b>46</b>
												305	A	Bethune-Cookman	49 <b>58</b>
LAST 12 Division I GAMES:															
204	H	Akron	77 76	270	H	Ball St.	56 <b>75</b>								
213	A	Buffalo	72 <b>85</b>	192	A	Northern Ill.	55 <b>66</b>								
251	A	Ohio	45 <b>51</b>	299	A	Western Mich.	67 61								
93	H	Miami (OH)	65 <b>69</b>	167	H	Central Mich.	67 64								
58	A	Eastern Mich.	47 <b>83</b>	213	H	Buffalo	85 73								
81	H	Toledo	55 <b>66</b>	204	A	Akron	62 <b>68</b>								

Non-Div I Games:

Kent St.

  Loss, 
  Non-Conf, 
S Site, 
  Home 
  Away 
N Neutral

Average RPI Win: 121		WON-LOST	WINNING	LAST 12	STRENGTH OF	OPP. STRENGTH	TEAM	ADJ.	CONF.	ADJ CONF.
Average RPI Loss: 50		RECORD	PCT. RANK	GAMES	SCHEDULE	OF SCHEDULE	RPI	RPI	RPI	RPI
DIV. I ONLY		23- 5	19	9- 3	28	23	10	10	3	3
DIV. I NON-CONF.		10- 2	33	0- 0	103	91	31	31	3	3
TOTALS	RPI 1-25	RPI 26-50		W-L RECORDS		RPI 51-100	RPI 101-150	RPI 150+		
23- 5	5- 2	5- 2		OVERALL		0- 0	5- 0	8- 1		
17- 0	4- 0	3- 0		HOME		0- 0	3- 0	7- 0		
6- 5	1- 2	2- 2		AWAY		0- 0	2- 0	1- 1		
0- 0	0- 0	0- 0		NEUTRAL		0- 0	0- 0	0- 0		
10- 2	2- 1	0- 1		NON-CONFERENCE		0- 0	2- 0	6- 0		
9- 0	2- 0	0- 0		HOME		0- 0	2- 0	5- 0		
1- 2	0- 1	0- 1		AWAY		0- 0	0- 0	1- 0		
0- 0	0- 0	0- 0		NEUTRAL		0- 0	0- 0	0- 0		
13- 3	3- 1	5- 1		CONFERENCE		0- 0	3- 0	2- 1		
8- 0	2- 0	3- 0		HOME		0- 0	1- 0	2- 0		
5- 3	1- 1	2- 1		AWAY		0- 0	2- 0	0- 1		
0- 0	0- 0	0- 0		NEUTRAL		0- 0	0- 0	0- 0		

RPI 1-25				Team's RPI: 10		RPI 26-50				RPI 51-100				RPI 101+									
RPI	S	Opponent	Score			RPI	S	Opponent	Score			RPI	S	Opponent	Score			RPI	S	Opponent	Score		
4	A	Notre Dame	83	92		28	H	Arkansas	84	72								112	A	Auburn	66	48	
5	A	Tennessee	54	91		29	A	LSU	51	61								128	A	Mississippi St.	76	40	
5	H	Tennessee	61	60		32	A	South Carolina	66	58								128	H	Mississippi St.	88	40	
9	H	Duke	72	65		32	H	South Carolina	53	50								133	H	Samford	90	61	
17	A	Georgia	69	64		37	A	Florida	59	56								148	H	Mississippi Val.	90	51	
18	H	Louisville	74	54		37	H	Florida	57	52								160	H	Sam Houston St.	73	52	
25	H	Vanderbilt	70	61		38	A	Middle Tenn.	58	70								175	A	Alabama	75	77	
LAST 12 Division I GAMES:																							
128	A	Mississippi St.	76	40		191	H	Ole Miss	82	41								175	H	Alabama	82	68	
32	H	South Carolina	53	50		25	H	Vanderbilt	70	61								112	A	Auburn	66	48	
25	H	Vanderbilt	70	61		175	A	Alabama	75	77								37	H	Florida	57	52	
175	A	Alabama	75	77		5	A	Tennessee	54	91								17	A	Georgia	69	64	
5	A	Tennessee	54	91		29	A	LSU	51	61								32	A	South Carolina	66	58	

Non-Div I Games:	Neb. Omaha	81	48
------------------	------------	----	----

Kentucky

Loss, Non-Conf, S Site, H Home A Away N Neutral

Average RPI Win:	208	WON-LOST	WINNING	LAST 12	STRENGTH OF	OPP. STRENGTH	TEAM	ADJ.	CONF.	ADJ CONF.
Average RPI Loss:	142	RECORD	PCT. RANK	GAMES	SCHEDULE	OF SCHEDULE	RPI	RPI	RPI	RPI
DIV. I ONLY	20- 9	70	7- 5	246	170	119	119	15	15	
DIV. I NON-CONF.	11- 1	10	0- 0	263	128	50	50	22	22	
TOTALS	RPI 1-25	RPI 26-50	W-L RECORDS	RPI 51-100	RPI 101-150	RPI 150+				
20- 9	0- 0	0- 0	OVERALL	5- 3	2- 1	13- 5				
12- 3	0- 0	0- 0	HOME	2- 1	2- 0	8- 2				
7- 6	0- 0	0- 0	AWAY	2- 2	0- 1	5- 3				
1- 0	0- 0	0- 0	NEUTRAL	1- 0	0- 0	0- 0				
11- 1	0- 0	0- 0	NON-CONFERENCE	3- 1	2- 0	6- 0				
6- 0	0- 0	0- 0	HOME	1- 0	2- 0	3- 0				
4- 1	0- 0	0- 0	AWAY	1- 1	0- 0	3- 0				
1- 0	0- 0	0- 0	NEUTRAL	1- 0	0- 0	0- 0				
9- 8	0- 0	0- 0	CONFERENCE	2- 2	0- 1	7- 5				
6- 3	0- 0	0- 0	HOME	1- 1	0- 0	5- 2				
3- 5	0- 0	0- 0	AWAY	1- 1	0- 1	2- 3				
0- 0	0- 0	0- 0	NEUTRAL	0- 0	0- 0	0- 0				

RPI 1-25			RPI 26-50			RPI 51-100			RPI 101+			Team's RPI: 119
RPI	S	Opponent	Score	RPI	S	Opponent	Score	RPI	S	Opponent	Score	
						57 N	Oklahoma St.	64 63	115 H	Charlotte	81 72	
						68 A	Quinnipiac	74 64	145 H	La Salle	69 53	
						68 H	Quinnipiac	51 54	150 A	Robert Morris	57 63	
						71 A	Sacred Heart	59 74	152 H	Cal Poly	69 61	
						71 H	Sacred Heart	74 68	156 A	Monmouth	54 55	
						84 A	Drexel	60 52	156 H	Monmouth	57 67	
						85 H	Albany (NY)	64 52	161 A	Saint Francis (PA)	59 67	
						91 A	Hartford	45 54	193 A	Mt. St. Mary's	43 44	
									193 H	Mt. St. Mary's	69 45	
									217 H	Central Conn. St.	57 43	
									220 H	William & Mary	78 69	
									230 A	Tennessee Tech	62 60	
									235 H	Fairleigh Dickinson	65 71	
									238 H	Bryant	50 41	
									317 A	Nevada	67 51	
									319 A	Stony Brook	66 59	
									324 A	St. Francis (NY)	60 53	
									324 H	St. Francis (NY)	66 53	
									333 H	Columbia	58 50	
									334 A	Wagner	67 60	
									334 H	Wagner	72 41	
LAST 12 Division I GAMES:												
						156 A	Monmouth	54 55	217 H	Central Conn. St.	57 43	
						71 H	Sacred Heart	74 68	150 A	Robert Morris	57 63	
						68 H	Quinnipiac	51 54	161 A	Saint Francis (PA)	59 67	
						324 A	St. Francis (NY)	60 53	334 A	Wagner	67 60	
						324 H	St. Francis (NY)	66 53	193 H	Mt. St. Mary's	69 45	
						238 H	Bryant	50 41	235 H	Fairleigh Dickinson	65 71	

Non-Div I Games:

LIU Brooklyn

■ Loss, 
 ■ Non-Conf, 
 ■ S Site, 
 ■ H Home 
 ■ A Away 
 N Neutral

Average RPI Win: 137		WON-LOST	WINNING	LAST 12	STRENGTH OF		OPP. STRENGTH	TEAM	ADJ.	CONF.	ADJ CONF.
Average RPI Loss: 40		RECORD	PCT. RANK	GAMES	SCHEDULE		OF SCHEDULE	RPI	RPI	RPI	RPI
DIV. I ONLY		20- 9	70	7- 5	23		50	29	29	3	3
DIV. I NON-CONF.		10- 3	49	1- 0	77		156	44	44	3	3
<hr/>											
TOTALS	RPI 1-25		RPI 26-50		W-L RECORDS		RPI 51-100		RPI 101-150		RPI 150+
20- 9	3- 4		3- 3		OVERALL		1- 1		4- 1		9- 0
12- 3	3- 0		2- 2		HOME		0- 0		2- 1		5- 0
8- 6	0- 4		1- 1		AWAY		1- 1		2- 0		4- 0
0- 0	0- 0		0- 0		NEUTRAL		0- 0		0- 0		0- 0
10- 3	1- 1		1- 0		NON-CONFERENCE		1- 1		1- 1		6- 0
6- 1	1- 0		1- 0		HOME		0- 0		0- 1		4- 0
4- 2	0- 1		0- 0		AWAY		1- 1		1- 0		2- 0
0- 0	0- 0		0- 0		NEUTRAL		0- 0		0- 0		0- 0
10- 6	2- 3		2- 3		CONFERENCE		0- 0		3- 0		3- 0
6- 2	2- 0		1- 2		HOME		0- 0		2- 0		1- 0
4- 4	0- 3		1- 1		AWAY		0- 0		1- 0		2- 0
0- 0	0- 0		0- 0		NEUTRAL		0- 0		0- 0		0- 0

RPI	S	Opponent	Score	RPI	S	Opponent	Score	Team's RPI: 29	RPI	S	Opponent	Score	RPI	S	Opponent	Score
5	A	Tennessee	56 65	28	A	Arkansas	50 42		73	A	Tulane	62 65	105	A	Wichita St.	64 56
10	H	Kentucky	61 51	28	H	Arkansas	52 72		99	A	McNeese St.	64 43	112	H	Auburn	57 41
16	H	Georgetown	51 40	32	H	South Carolina	58 48						118	H	Northwestern	43 44
17	A	Georgia	46 62	37	A	Florida	58 62						128	A	Mississippi St.	53 48
22	A	Ohio St.	68 77	37	H	Florida	64 73						128	H	Mississippi St.	53 49
25	A	Vanderbilt	72 81	48	H	UCLA	58 41						171	H	Lamar	77 35
25	H	Vanderbilt	69 66										175	A	Alabama	51 46
													175	H	Alabama	84 40
													191	A	Ole Miss	83 44
													194	A	Louisiana Tech	66 55
													219	H	Grambling	62 47
													272	A	East Tenn. St.	71 68
													275	H	Alabama St.	67 35
													337	H	Ark.-Pine Bluff	80 28
LAST 12 Division I GAMES:																
17	A	Georgia	46 62	10	H	Kentucky	61 51									
25	H	Vanderbilt	69 66	37	H	Florida	64 73									
112	H	Auburn	57 41	25	A	Vanderbilt	72 81									
28	A	Arkansas	50 42	272	A	East Tenn. St.	71 68									
175	A	Alabama	51 46	28	H	Arkansas	52 72									
128	H	Mississippi St.	53 49	5	A	Tennessee	56 65									

Non-Div I Games:

LSU

■ Loss, 
 ■ Non-Conf, 
 ■ S Site, 
 ■ Home 
 ■ Away 
 N Neutral

Average RPI Win:	<b>234</b>	WON-LOST	WINNING	LAST 12	STRENGTH OF	OPP. STRENGTH	TEAM	ADJ.	CONF.	ADJ CONF.
Average RPI Loss:	<b>59</b>	RECORD	PCT. RANK	GAMES	SCHEDULE	OF SCHEDULE	RPI	RPI	RPI	RPI
DIV. I ONLY	<b>13- 16</b>	<b>198</b>	<b>5- 7</b>	<b>99</b>	<b>88</b>	<b>145</b>	<b>145</b>	<b>9</b>	<b>9</b>	
DIV. I NON-CONF.	<b>6- 9</b>	<b>212</b>	<b>0- 0</b>	<b>79</b>	<b>40</b>	<b>145</b>	<b>145</b>	<b>9</b>	<b>9</b>	
TOTALS	RPI 1-25	RPI 26-50	W-L RECORDS	RPI 51-100	RPI 101-150	RPI 150+				
13- 16	0- 3	0- 5	OVERALL	0- 5	0- 3	13- 0				
5- 7	0- 2	0- 2	HOME	0- 2	0- 1	5- 0				
7- 8	0- 1	0- 2	AWAY	0- 3	0- 2	7- 0				
1- 1	0- 0	0- 1	NEUTRAL	0- 0	0- 0	1- 0				
6- 9	0- 2	0- 3	NON-CONFERENCE	0- 2	0- 2	6- 0				
2- 3	0- 1	0- 1	HOME	0- 0	0- 1	2- 0				
3- 5	0- 1	0- 1	AWAY	0- 2	0- 1	3- 0				
1- 1	0- 0	0- 1	NEUTRAL	0- 0	0- 0	1- 0				
7- 7	0- 1	0- 2	CONFERENCE	0- 3	0- 1	7- 0				
3- 4	0- 1	0- 1	HOME	0- 2	0- 0	3- 0				
4- 3	0- 0	0- 1	AWAY	0- 1	0- 1	4- 0				
0- 0	0- 0	0- 0	NEUTRAL	0- 0	0- 0	0- 0				

RPI S	Opponent	Score	RPI S	Opponent	Score	RPI S	Opponent	Score	RPI S	Opponent	Score	Team's RPI: 145
13	H Rutgers	48 61	35	H Villanova	51 67	51	H Temple	44 71	101	H Fairfield	52 55	
14	A St. John's (NY)	45 66	37	N Florida	74 85	61	H Saint Joseph's	53 57	115	A Charlotte	66 77	
23	H St. Bonaventure	57 75	40	H Dayton	49 58	75	A Duquesne	52 82	119	A LIU Brooklyn	53 69	
			41	A West Virginia	52 63	84	A Drexel	59 72	180	H Lehigh	63 43	
			47	A Richmond	70 74	85	A Albany (NY)	76 81	187	H Xavier	63 51	
									201	A Fordham	56 55	
									201	H Fordham	68 62	
									202	A Northeastern	75 60	
									221	A Loyola Chicago	48 45	
									235	A George Washington	69 47	
									248	H Penn	58 47	
									249	A Saint Louis	53 52	
									256	H Massachusetts	81 67	
									274	N Vermont	68 59	
									276	A Dartmouth	60 47	
									312	A Rhode Island	49 45	
LAST 12 Division I GAMES:												
51	H Temple	44 71	256	H Massachusetts	81 67							
235	A George Washington	69 47	201	A Fordham	56 55							
75	A Duquesne	52 82	23	H St. Bonaventure	57 75							
40	H Dayton	49 58	47	A Richmond	70 74							
312	A Rhode Island	49 45	115	A Charlotte	66 77							
61	H Saint Joseph's	53 57	187	H Xavier	63 51							

Non-Div I Games:

La Salle

■ Loss, 
■ Non-Conf, 
■ S Site, 
■ H Home 
■ A Away 
N Neutral

## La.-Lafayette

Through Games Of Sunday, February 26, 2012

Average RPI Win:	276	WON-LOST	WINNING	LAST 12	STRENGTH OF	OPP. STRENGTH	TEAM	ADJ.	CONF.	ADJ CONF.
Average RPI Loss:	169	RECORD	PCT. RANK	GAMES	SCHEDULE	OF SCHEDULE	RPI	RPI	RPI	RPI
DIV. I ONLY	6- 21	304	1- 10	252	215	306	306	17	17	
DIV. I NON-CONF.	5- 6	191	0- 0	248	312	201	201	14	14	
TOTALS	RPI 1-25	RPI 26-50	W-L RECORDS	RPI 51-100	RPI 101-150	RPI 150+				
6- 21	0- 0	0- 1	OVERALL	0- 3	0- 6	6- 11				
3- 9	0- 0	0- 0	HOME	0- 1	0- 3	3- 5				
3- 12	0- 0	0- 1	AWAY	0- 2	0- 3	3- 6				
0- 0	0- 0	0- 0	NEUTRAL	0- 0	0- 0	0- 0				
5- 6	0- 0	0- 0	NON-CONFERENCE	0- 3	0- 1	5- 2				
2- 2	0- 0	0- 0	HOME	0- 1	0- 0	2- 1				
3- 4	0- 0	0- 0	AWAY	0- 2	0- 1	3- 1				
0- 0	0- 0	0- 0	NEUTRAL	0- 0	0- 0	0- 0				
1- 15	0- 0	0- 1	CONFERENCE	0- 0	0- 5	1- 9				
1- 7	0- 0	0- 0	HOME	0- 0	0- 3	1- 4				
0- 8	0- 0	0- 1	AWAY	0- 0	0- 2	0- 5				
0- 0	0- 0	0- 0	NEUTRAL	0- 0	0- 0	0- 0				

RPI 1-25				RPI 26-50				RPI 51-100				RPI 101+				Team's RPI: 306	
RPI	S	Opponent	Score	RPI	S	Opponent	Score	RPI	S	Opponent	Score	RPI	S	Opponent	Score		
				38	A	Middle Tenn.	53 104	72	A	San Diego	44 103	121	A	UALR	45 56		
								73	H	Tulane	40 75	121	H	UALR	41 55		
								99	A	McNeese St.	59 80	124	A	Denver	47 71		
												124	H	Denver	39 76		
												128	A	Mississippi St.	38 72		
												146	H	FIU	48 78		
												159	H	Fla. Atlantic	52 66		
												177	H	South Ala.	68 72		
												195	A	North Texas	40 78		
												195	H	North Texas	45 66		
												210	H	Southern U.	60 49		
												216	H	Nicholls St.	64 72		
												218	A	Arkansas St.	52 55		
												218	H	Arkansas St.	50 57		
												234	A	Western Ky.	45 49		
												239	A	La.-Monroe	35 66		
												239	H	La.-Monroe	82 65		
												296	A	Southeastern La.	69 57		
												296	H	Southeastern La.	63 54		
												305	A	Bethune-Cookman	72 67		
												309	A	UC Riverside	59 56		
												315	A	Savannah St.	36 41		
												336	A	Troy	52 58		
LAST 12 Division I GAMES:																	
239	H	La.-Monroe	82 65	124	H	Denver	39 76										
195	A	North Texas	40 78	239	A	La.-Monroe	35 66										
124	A	Denver	47 71	195	H	North Texas	45 66										
218	H	Arkansas St.	50 57	218	A	Arkansas St.	52 55										
121	H	UALR	41 55	121	A	UALR	45 56										
336	A	Troy	52 58	146	H	FIU	48 78										

Non-Div I Games: LSU-Shreveport 50 63 Neb. Omaha 62 60

La.-Lafayette

Loss, Non-Conf, S Site, H Home A Away N Neutral

Average RPI Win: 237				WON-LOST		WINNING		LAST 12		STRENGTH OF		OPP. STRENGTH		TEAM		ADJ.		CONF.		ADJ CONF.	
Average RPI Loss: 143				RECORD		PCT. RANK		GAMES		SCHEDULE		OF SCHEDULE		RPI		RPI		RPI		RPI	
DIV. I ONLY				9- 20		267		5- 7		125		206		239		239		17		17	
DIV. I NON-CONF.				2- 11		309		0- 0		60		260		252		252		14		14	
TOTALS		RPI 1-25		RPI 26-50		W-L RECORDS		RPI 51-100		RPI 101-150		RPI 150+									
9- 20		0- 1		0- 1		OVERALL		0- 4		1- 6		8- 8									
6- 6		0- 0		0- 1		HOME		0- 1		1- 2		5- 2									
3- 12		0- 1		0- 0		AWAY		0- 2		0- 3		3- 6									
0- 2		0- 0		0- 0		NEUTRAL		0- 1		0- 1		0- 0									
2- 11		0- 1		0- 0		NON-CONFERENCE		0- 4		0- 2		2- 4									
1- 3		0- 0		0- 0		HOME		0- 1		0- 1		1- 1									
1- 6		0- 1		0- 0		AWAY		0- 2		0- 0		1- 3									
0- 2		0- 0		0- 0		NEUTRAL		0- 1		0- 1		0- 0									
7- 9		0- 0		0- 1		CONFERENCE		0- 0		1- 4		6- 4									
5- 3		0- 0		0- 1		HOME		0- 0		1- 1		4- 1									
2- 6		0- 0		0- 0		AWAY		0- 0		0- 3		2- 3									
0- 0		0- 0		0- 0		NEUTRAL		0- 0		0- 0		0- 0									

RPI 1-25					
RPI	S	Opponent	Score		
11	A	Miami (FL)	39	103	
RPI 26-50					
RPI	S	Opponent	Score		
38	H	Middle Tenn.	53	67	
RPI 51-100					
RPI	S	Opponent	Score		
62	A	Texas Tech	54	94	
73	A	Tulane	45	62	
78	N	Central Ark.	55	73	
99	H	McNeese St.	60	68	
RPI 101+					
RPI	S	Opponent	Score		
121	A	UALR	46	52	
121	H	UALR	58	54	
124	A	Denver	53	57	
124	H	Denver	49	52	
141	H	Stephen F. Austin	58	68	
146	A	FIU	55	65	
147	N	UMKC	70	76	
159	A	Fla. Atlantic	58	65	
171	A	Lamar	68	70	
177	H	South Ala.	55	52	
195	A	North Texas	70	67	
195	H	North Texas	54	56	
197	A	Southern Miss.	74	77	
216	H	Nicholls St.	78	68	
218	A	Arkansas St.	61	76	
218	H	Arkansas St.	83	57	
219	A	Grambling	71	75	
230	H	Tennessee Tech	64	68	
234	H	Western Ky.	53	49	
306	A	La.-Lafayette	65	82	
306	H	La.-Lafayette	66	35	
330	A	Northwestern St.	84	68	
336	A	Troy	49	46	
Team's RPI: 239					
LAST 12 Division I GAMES:					
306	A	La.-Lafayette	65	82	
38	H	Middle Tenn.	53	67	
124	A	Denver	53	57	
195	A	North Texas	70	67	
177	H	South Ala.	55	52	
121	A	UALR	46	52	
218	A	Arkansas St.	61	76	
306	H	La.-Lafayette	66	35	
336	A	Troy	49	46	
124	H	Denver	49	52	
195	H	North Texas	54	56	
121	H	UALR	58	54	

Non-Div I Games:

La.-Monroe

Loss, Non-Conf, S Site, H Home A Away N Neutral

Lafayette

Through Games Of Sunday, February 26, 2012

Average RPI Win:	295	WON-LOST	WINNING	LAST 12	STRENGTH OF	OPP. STRENGTH	TEAM	ADJ.	CONF.	ADJ CONF.
Average RPI Loss:	182	RECORD	PCT. RANK	GAMES	SCHEDULE	OF SCHEDULE	RPI	RPI	RPI	RPI
DIV. I ONLY	8- 21	286	2- 10	302	254	308	308	28	28	
DIV. I NON-CONF.	6- 9	212	0- 0	293	176	254	254	29	29	
TOTALS	RPI 1-25	RPI 26-50	W-L RECORDS	RPI 51-100	RPI 101-150	RPI 150+				
8- 21	0- 1	0- 1	OVERALL	0- 2	0- 2	8- 15				
4- 8	0- 0	0- 1	HOME	0- 1	0- 1	4- 5				
3- 12	0- 1	0- 0	AWAY	0- 1	0- 1	3- 9				
1- 1	0- 0	0- 0	NEUTRAL	0- 0	0- 0	1- 1				
6- 9	0- 1	0- 1	NON-CONFERENCE	0- 2	0- 0	6- 5				
3- 2	0- 0	0- 1	HOME	0- 1	0- 0	3- 0				
2- 6	0- 1	0- 0	AWAY	0- 1	0- 0	2- 4				
1- 1	0- 0	0- 0	NEUTRAL	0- 0	0- 0	1- 1				
2- 12	0- 0	0- 0	CONFERENCE	0- 0	0- 2	2- 10				
1- 6	0- 0	0- 0	HOME	0- 0	0- 1	1- 5				
1- 6	0- 0	0- 0	AWAY	0- 0	0- 1	1- 5				
0- 0	0- 0	0- 0	NEUTRAL	0- 0	0- 0	0- 0				

RPI S	Opponent	Score	RPI S	Opponent	Score	RPI S	Opponent	Score	RPI S	Opponent	Score	Team's RPI: 308
8	A Maryland	36 84	34	H Princeton	47 87	61	H Saint Joseph's	57 65	122	A American	54 80	
						94	A Syracuse	54 74	122	H American	54 58	
									156	N Monmouth	54 58	
									169	A Holy Cross	52 61	
									169	H Holy Cross	61 75	
									180	A Lehigh	55 68	
									180	H Lehigh	47 57	
									183	H Manhattan	48 43	
									196	A Pittsburgh	69 74	
									208	A Navy	47 63	
									208	H Navy	55 60	
									229	N East Carolina	64 57	
									238	A Bryant	48 56	
									248	A Penn	39 49	
									255	A Army	43 44	
									255	H Army	47 62	
									277	A Rider	56 64	
									307	A Colgate	60 69	
									307	H Colgate	66 58	
									324	A St. Francis (NY)	46 33	
									325	A Saint Peter's	59 50	
									328	A Bucknell	49 45	
									328	H Bucknell	54 65	
									333	H Columbia	53 45	
									334	H Wagner	66 55	
LAST 12 Division I GAMES:												
122	H American	54 58	208	A Navy	47 63							
307	A Colgate	60 69	122	A American	54 80							
180	H Lehigh	47 57	307	H Colgate	66 58							
169	A Holy Cross	52 61	180	A Lehigh	55 68							
328	H Bucknell	54 65	169	H Holy Cross	61 75							
255	H Army	47 62	328	A Bucknell	49 45							

Non-Div I Games:

Lafayette

Loss, Non-Conf, S Site, H Home A Away N Neutral



Average RPI Win: 263		WON-LOST	WINNING	LAST 12	STRENGTH OF		OPP. STRENGTH	TEAM	ADJ.	CONF.	ADJ CONF.
Average RPI Loss: 126		RECORD	PCT. RANK	GAMES	SCHEDULE		OF SCHEDULE	RPI	RPI	RPI	RPI
DIV. I ONLY		13- 13	163	7- 5	215		234	171	171	24	24
DIV. I NON-CONF.		6- 6	161	0- 0	118		147	117	117	27	27
TOTALS		RPI 1-25	RPI 26-50		W-L RECORDS		RPI 51-100	RPI 101-150		RPI 150+	
13- 13	0- 1	0- 2		OVERALL		0- 4	0- 1		13- 5		
6- 3	0- 0	0- 0		HOME		0- 1	0- 0		6- 2		
6- 9	0- 1	0- 2		AWAY		0- 3	0- 1		6- 2		
1- 1	0- 0	0- 0		NEUTRAL		0- 0	0- 0		1- 1		
6- 6	0- 1	0- 2		NON-CONFERENCE		0- 1	0- 0		6- 2		
3- 0	0- 0	0- 0		HOME		0- 0	0- 0		3- 0		
2- 5	0- 1	0- 2		AWAY		0- 1	0- 0		2- 1		
1- 1	0- 0	0- 0		NEUTRAL		0- 0	0- 0		1- 1		
7- 7	0- 0	0- 0		CONFERENCE		0- 3	0- 1		7- 3		
3- 3	0- 0	0- 0		HOME		0- 1	0- 0		3- 2		
4- 4	0- 0	0- 0		AWAY		0- 2	0- 1		4- 1		
0- 0	0- 0	0- 0		NEUTRAL		0- 0	0- 0		0- 0		

RPI 1-25					RPI 26-50					RPI 51-100					RPI 101+					Team's RPI: 171	
RPI	S	Opponent	Score		RPI	S	Opponent	Score		RPI	S	Opponent	Score		RPI	S	Opponent	Score			
6	A	Texas A&M	58	83	29	A	LSU	35	77	64	A	UTEP	52	81	141	A	Stephen F. Austin	51	61		
					42	A	Kansas	40	90	78	A	Central Ark.	53	63	159	N	Fla. Atlantic	66	61		
										78	H	Central Ark.	37	62	160	H	Sam Houston St.	59	72		
										99	A	McNeese St.	45	58	172	H	Rice	61	54		
															176	A	TCU	59	73		
															191	H	Ole Miss	67	58		
															210	A	Southern U.	70	62		
															216	A	Nicholls St.	64	70		
															216	H	Nicholls St.	70	52		
															239	H	La.-Monroe	70	68		
															258	N	IUPUI	34	61		
															291	A	UTSA	54	51		
															296	A	Southeastern La.	71	69		
															296	H	Southeastern La.	61	69		
															314	A	Texas-Arlington	68	52		
															326	H	A&M-Corpus Christi	63	49		
															330	A	Northwestern St.	82	61		
															330	H	Northwestern St.	58	56		
															342	A	Houston Baptist	73	40		
LAST 12 Division I GAMES:																					
					160	H	Sam Houston St.	59	72						291	A	UTSA	54	51		
					141	A	Stephen F. Austin	51	61						296	H	Southeastern La.	61	69		
					326	H	A&M-Corpus Christi	63	49						216	A	Nicholls St.	64	70		
					296	A	Southeastern La.	71	69						330	H	Northwestern St.	58	56		
					216	H	Nicholls St.	70	52						78	A	Central Ark.	53	63		
					330	A	Northwestern St.	82	61						314	A	Texas-Arlington	68	52		

Non-Div I Games:	Centenary (LA)	73	44	Our Lady Of The Lak82	62
------------------	----------------	----	----	-----------------------	----

Lamar

■ Loss, ■ Non-Conf, S Site, H Home A Away N Neutral

Average RPI Win: <b>260</b>	WON-LOST	WINNING	LAST 12	STRENGTH OF	OPP. STRENGTH	TEAM	ADJ.	CONF.	ADJ CONF.
Average RPI Loss: <b>139</b>	RECORD	PCT. RANK	GAMES	SCHEDULE	OF SCHEDULE	RPI	RPI	RPI	RPI
DIV. I ONLY	<b>16- 12</b>	<b>126</b>	<b>8- 4</b>	<b>277</b>	<b>236</b>	<b>180</b>	<b>180</b>	<b>28</b>	<b>28</b>
DIV. I NON-CONF.	<b>7- 7</b>	<b>161</b>	<b>0- 0</b>	<b>249</b>	<b>112</b>	<b>197</b>	<b>197</b>	<b>29</b>	<b>29</b>
TOTALS	RPI 1-25	RPI 26-50	W-L RECORDS	RPI 51-100	RPI 101-150	RPI 150+			
16- 12	0- 1	0- 2	OVERALL	0- 2	1- 3	15- 4			
10- 4	0- 0	0- 2	HOME	0- 0	1- 1	9- 1			
6- 7	0- 1	0- 0	AWAY	0- 2	0- 2	6- 2			
0- 1	0- 0	0- 0	NEUTRAL	0- 0	0- 0	0- 1			
7- 7	0- 1	0- 2	NON-CONFERENCE	0- 2	1- 1	6- 1			
5- 2	0- 0	0- 2	HOME	0- 0	1- 0	4- 0			
2- 4	0- 1	0- 0	AWAY	0- 2	0- 1	2- 0			
0- 1	0- 0	0- 0	NEUTRAL	0- 0	0- 0	0- 1			
9- 5	0- 0	0- 0	CONFERENCE	0- 0	0- 2	9- 3			
5- 2	0- 0	0- 0	HOME	0- 0	0- 1	5- 1			
4- 3	0- 0	0- 0	AWAY	0- 0	0- 1	4- 2			
0- 0	0- 0	0- 0	NEUTRAL	0- 0	0- 0	0- 0			

RPI 1-25				RPI 26-50				RPI 51-100				RPI 101+ Team's RPI: 180			
RPI	S	Opponent	Score	RPI	S	Opponent	Score	RPI	S	Opponent	Score	RPI	S	Opponent	Score
13	A	Rutgers	40 <b>68</b>	35	H	Villanova	54 <b>62</b>	61	A	Saint Joseph's	48 <b>66</b>	122	A	American	49 <b>55</b>
				47	H	Richmond	49 <b>71</b>	71	A	Sacred Heart	51 <b>68</b>	122	H	American	50 <b>67</b>
												145	A	La Salle	43 <b>63</b>
												150	H	Robert Morris	68 54
												156	N	Monmouth	73 <b>75</b>
												169	A	Holy Cross	75 73
												169	H	Holy Cross	75 60
												181	H	Loyola Maryland	70 60
												208	A	Navy	50 46
												208	H	Navy	57 48
												255	A	Army	64 <b>66</b>
												255	H	Army	56 47
												280	A	Valparaiso	41 39
												307	A	Colgate	71 <b>77</b>
												307	H	Colgate	85 82
												308	A	Lafayette	57 47
												308	H	Lafayette	68 55
												312	H	Rhode Island	67 56
												323	H	NJIT	61 37
												325	H	Saint Peter's	64 48
												328	A	Bucknell	53 38
												328	H	Bucknell	56 <b>62</b>
												334	A	Wagner	63 44
LAST 12 Division I GAMES:															
255	H	Army	56 47	169	A	Holy Cross	75 73								
208	H	Navy	57 48	255	A	Army	64 <b>66</b>								
308	A	Lafayette	57 47	208	A	Navy	50 46								
328	H	Bucknell	56 <b>62</b>	308	H	Lafayette	68 55								
307	A	Colgate	71 <b>77</b>	328	A	Bucknell	53 38								
122	H	American	50 <b>67</b>	307	H	Colgate	85 82								

Non-Div I Games:

Lehigh

■ Loss, 
 ■ Non-Conf, S Site, 
 ■ Home 
 ■ Away 
 N Neutral

Average RPI Win:	253	WON-LOST	WINNING	LAST 12	STRENGTH OF	OPP. STRENGTH	TEAM	ADJ.	CONF.	ADJ CONF.
Average RPI Loss:	107	RECORD	PCT. RANK	GAMES	SCHEDULE	OF SCHEDULE	RPI	RPI	RPI	RPI
DIV. I ONLY	16- 8	82	11- 1	170	273	106	106	26	26	
DIV. I NON-CONF.	2- 6	275	0- 0	108	67	214	214	28	28	
TOTALS	RPI 1-25	RPI 26-50	W-L RECORDS	RPI 51-100	RPI 101-150	RPI 150+				
16- 8	0- 1	0- 3	OVERALL	0- 0	0- 1	16- 3				
6- 3	0- 0	0- 1	HOME	0- 0	0- 1	6- 1				
9- 4	0- 0	0- 2	AWAY	0- 0	0- 0	9- 2				
1- 1	0- 1	0- 0	NEUTRAL	0- 0	0- 0	1- 0				
2- 6	0- 1	0- 3	NON-CONFERENCE	0- 0	0- 1	2- 1				
0- 2	0- 0	0- 1	HOME	0- 0	0- 1	0- 0				
1- 3	0- 0	0- 2	AWAY	0- 0	0- 0	1- 1				
1- 1	0- 1	0- 0	NEUTRAL	0- 0	0- 0	1- 0				
14- 2	0- 0	0- 0	CONFERENCE	0- 0	0- 0	14- 2				
6- 1	0- 0	0- 0	HOME	0- 0	0- 0	6- 1				
8- 1	0- 0	0- 0	AWAY	0- 0	0- 0	8- 1				
0- 0	0- 0	0- 0	NEUTRAL	0- 0	0- 0	0- 0				

RPI 1-25			RPI 26-50			RPI 51-100			RPI 101+			Team's RPI: 106
RPI	S	Opponent	Score	RPI	S	Opponent	Score	RPI	S	Opponent	Score	
15	N	Oklahoma	45 <b>76</b>	33	H	James Madison	58 <b>62</b>		107	H	VCU	47 <b>52</b>
				47	A	Richmond	54 <b>66</b>		153	A	High Point	73 65
				49	A	Virginia	38 <b>64</b>		153	H	High Point	69 <b>73</b>
									186	A	Campbell	58 45
									186	H	Campbell	90 61
									190	A	Winthrop	69 <b>71</b>
									190	H	Winthrop	74 49
									205	A	Radford	76 68
									212	A	Charleston So.	79 64
									212	H	Charleston So.	77 69
									253	A	Presbyterian	69 64
									253	H	Presbyterian	59 39
									262	A	N.C. A&T	74 <b>81</b>
									290	A	Coastal Caro.	82 45
									290	H	Coastal Caro.	66 54
									297	A	UNC Greensboro	61 46
									329	A	Gardner-Webb	78 51
									329	H	Gardner-Webb	76 44
									332	N	Lipscomb	70 27
									338	A	UNC Asheville	78 56
LAST 12 Division I GAMES:												
329	H	Gardner-Webb	76 44	186	A	Campbell	58 45					
253	A	Presbyterian	69 64	329	A	Gardner-Webb	78 51					
190	A	Winthrop	69 <b>71</b>	338	A	UNC Asheville	78 56					
290	H	Coastal Caro.	66 54	190	H	Winthrop	74 49					
212	H	Charleston So.	77 69	253	H	Presbyterian	59 39					
153	A	High Point	73 65	212	A	Charleston So.	79 64					

Non-Div I Games: Virginia-Wise 82 39 Virginia Union 82 37 Glenville St. 116 65

Liberty

Average RPI Win:	284	WON-LOST	WINNING	LAST 12	STRENGTH OF	OPP. STRENGTH	TEAM	ADJ.	CONF.	ADJ CONF.
Average RPI Loss:	216	RECORD	PCT. RANK	GAMES	SCHEDULE	OF SCHEDULE	RPI	RPI	RPI	RPI
DIV. I ONLY	6- 23	309	3- 9	327	320	332	332	30	30	
DIV. I NON-CONF.	2- 9	299	0- 0	323	267	331	331	30	30	
TOTALS	RPI 1-25	RPI 26-50	W-L RECORDS	RPI 51-100	RPI 101-150	RPI 150+				
6- 23	0- 1	0- 0	OVERALL	0- 3	0- 3	6- 16				
4- 9	0- 0	0- 0	HOME	0- 1	0- 1	4- 7				
2- 13	0- 1	0- 0	AWAY	0- 2	0- 1	2- 9				
0- 1	0- 0	0- 0	NEUTRAL	0- 0	0- 1	0- 0				
2- 9	0- 1	0- 0	NON-CONFERENCE	0- 1	0- 1	2- 6				
1- 3	0- 0	0- 0	HOME	0- 0	0- 0	1- 3				
1- 5	0- 1	0- 0	AWAY	0- 1	0- 0	1- 3				
0- 1	0- 0	0- 0	NEUTRAL	0- 0	0- 1	0- 0				
4- 14	0- 0	0- 0	CONFERENCE	0- 2	0- 2	4- 10				
3- 6	0- 0	0- 0	HOME	0- 1	0- 1	3- 4				
1- 8	0- 0	0- 0	AWAY	0- 1	0- 1	1- 6				
0- 0	0- 0	0- 0	NEUTRAL	0- 0	0- 0	0- 0				

RPI 1-25				RPI 26-50				RPI 51-100				RPI 101+ Team's RPI: 332			
RPI	S	Opponent	Score	RPI	S	Opponent	Score	RPI	S	Opponent	Score	RPI	S	Opponent	Score
25	A	Vanderbilt	39 81					65	A	Fla. Gulf Coast	54 97	106	N	Liberty	27 70
								65	H	Fla. Gulf Coast	59 76	129	A	Stetson	59 74
								83	A	North Carolina	53 95	129	H	Stetson	63 74
												184	A	Alabama A&M	54 72
												191	H	Ole Miss	57 72
												230	A	Tennessee Tech	66 61
												247	A	Belmont	54 64
												247	H	Belmont	43 60
												265	A	North Florida	67 77
												265	H	North Florida	73 64
												272	A	East Tenn. St.	52 89
												272	H	East Tenn. St.	39 59
												273	A	Kennesaw St.	72 64
												273	H	Kennesaw St.	55 74
												282	H	Austin Peay	58 61
												284	A	Jacksonville	75 81
												284	H	Jacksonville	68 64
												287	A	S.C. Upstate	66 73
												287	H	S.C. Upstate	44 50
												300	A	Tennessee St.	54 80
												311	H	Air Force	59 68
												322	A	Mercer	61 67
												322	H	Mercer	80 70
												329	H	Gardner-Webb	76 65
												340	A	Jacksonville St.	72 81
LAST 12 Division I GAMES:															
273	A	Kennesaw St.	72 64	247	H	Belmont	43 60								
322	A	Mercer	61 67	265	H	North Florida	73 64								
287	H	S.C. Upstate	44 50	284	H	Jacksonville	68 64								
272	H	East Tenn. St.	39 59	272	A	East Tenn. St.	52 89								
129	A	Stetson	59 74	287	A	S.C. Upstate	66 73								
65	A	Fla. Gulf Coast	54 97	65	H	Fla. Gulf Coast	59 76								

Non-Div I Games:

Lipscomb

■ Loss, 
 ■ Non-Conf, S Site, 
 ■ Home 
 ■ Away 
 N Neutral

Average RPI Win:	246	WON-LOST	WINNING	LAST 12	STRENGTH OF	OPP. STRENGTH	TEAM	ADJ.	CONF.	ADJ CONF.
Average RPI Loss:	177	RECORD	PCT. RANK	GAMES	SCHEDULE	OF SCHEDULE	RPI	RPI	RPI	RPI
DIV. I ONLY	11- 16	228	4- 8	303	230	260	260	21	21	
DIV. I NON-CONF.	5- 8	221	0- 0	318	245	284	284	19	19	
TOTALS	RPI 1-25	RPI 26-50	W-L RECORDS	RPI 51-100	RPI 101-150	RPI 150+				
11- 16	0- 0	0- 0	OVERALL	0- 2	1- 4	10- 10				
9- 2	0- 0	0- 0	HOME	0- 0	1- 1	8- 1				
2- 14	0- 0	0- 0	AWAY	0- 2	0- 3	2- 9				
0- 0	0- 0	0- 0	NEUTRAL	0- 0	0- 0	0- 0				
5- 8	0- 0	0- 0	NON-CONFERENCE	0- 2	0- 2	5- 4				
4- 1	0- 0	0- 0	HOME	0- 0	0- 1	4- 0				
1- 7	0- 0	0- 0	AWAY	0- 2	0- 1	1- 4				
0- 0	0- 0	0- 0	NEUTRAL	0- 0	0- 0	0- 0				
6- 8	0- 0	0- 0	CONFERENCE	0- 0	1- 2	5- 6				
5- 1	0- 0	0- 0	HOME	0- 0	1- 0	4- 1				
1- 7	0- 0	0- 0	AWAY	0- 0	0- 2	1- 5				
0- 0	0- 0	0- 0	NEUTRAL	0- 0	0- 0	0- 0				

RPI S	Opponent	Score	RPI S	Opponent	Score	RPI S	Opponent	Score	RPI S	Opponent	Score	Team's RPI: 260
						94	A Syracuse	42 81	105	H Wichita St.	64 73	
						95	A Washington	46 80	117	A UC Davis	62 78	
									117	H UC Davis	67 55	
									130	A Pacific	56 93	
									143	A Seattle	49 78	
									152	A Cal Poly	41 68	
									152	H Cal Poly	74 67	
									157	A Arizona	42 66	
									164	A Cal St. Northridge	75 72	
									164	H Cal St. Northridge	50 57	
									173	A Santa Clara	63 73	
									214	A UC Santa Barbara	35 47	
									214	H UC Santa Barbara	46 34	
									222	A UC Irvine	61 86	
									222	H UC Irvine	63 51	
									237	A Iona	73 78	
									244	A Sacramento St.	67 74	
									276	H Dartmouth	66 52	
									281	A Cal St. Fullerton	53 74	
									299	H Western Mich.	76 56	
									304	H Utah Valley	75 43	
									309	A UC Riverside	71 75	
									309	H UC Riverside	70 59	
									317	H Nevada	61 58	
									333	A Columbia	70 61	
LAST 12 Division I GAMES:												
214	A	UC Santa Barbara	35	47	281	A	Cal St. Fullerton	53	74			
152	A	Cal Poly	41	68	152	H	Cal Poly	74	67			
117	H	UC Davis	67	55	214	H	UC Santa Barbara	46	34			
164	A	Cal St. Northridge	75	72	117	A	UC Davis	62	78			
309	A	UC Riverside	71	75	130	A	Pacific	56	93			
222	A	UC Irvine	61	86	164	H	Cal St. Northridge	50	57			

Non-Div I Games:

Long Beach St.

■ Loss, 
■ Non-Conf, S Site, 
■ Home 
■ Away 
N Neutral

Average RPI Win: <b>287</b>	WON-LOST	WINNING	LAST 12	STRENGTH OF	OPP. STRENGTH	TEAM	ADJ.	CONF.	ADJ CONF.
Average RPI Loss: <b>163</b>	RECORD	PCT. RANK	GAMES	SCHEDULE	OF SCHEDULE	RPI	RPI	RPI	RPI
DIV. I ONLY	7- 22	300	5- 7	162	269	278	278	27	27
DIV. I NON-CONF.	7- 22	282	5- 7	176	303	275	275	26	26
TOTALS	RPI 1-25	RPI 26-50	W-L RECORDS	RPI 51-100	RPI 101-150	RPI 150+			
7- 22	0- 3	0- 1	OVERALL	0- 4	0- 2	7- 12			
5- 3	0- 0	0- 1	HOME	0- 0	0- 1	5- 1			
2- 17	0- 3	0- 0	AWAY	0- 4	0- 1	2- 9			
0- 2	0- 0	0- 0	NEUTRAL	0- 0	0- 0	0- 2			
7- 22	0- 3	0- 1	NON-CONFERENCE	0- 4	0- 2	7- 12			
5- 3	0- 0	0- 1	HOME	0- 0	0- 1	5- 1			
2- 17	0- 3	0- 0	AWAY	0- 4	0- 1	2- 9			
0- 2	0- 0	0- 0	NEUTRAL	0- 0	0- 0	0- 2			
0- 0	0- 0	0- 0	CONFERENCE	0- 0	0- 0	0- 0			
0- 0	0- 0	0- 0	HOME	0- 0	0- 0	0- 0			
0- 0	0- 0	0- 0	AWAY	0- 0	0- 0	0- 0			
0- 0	0- 0	0- 0	NEUTRAL	0- 0	0- 0	0- 0			

RPI 1-25				RPI 26-50				RPI 51-100				RPI 101+ Team's RPI: 278			
RPI	S	Opponent	Score	RPI	S	Opponent	Score	RPI	S	Opponent	Score	RPI	S	Opponent	Score
4	A	Notre Dame	26 <b>92</b>	47	H	Richmond	59 <b>72</b>	77	A	Appalachian St.	54 <b>64</b>	134	A	Wright St.	44 <b>77</b>
11	A	Miami (FL)	43 <b>92</b>					96	A	Cincinnati	54 <b>70</b>	144	H	Coppin St.	51 <b>73</b>
16	A	Georgetown	45 <b>56</b>					98	A	North Carolina St.	45 <b>74</b>	153	A	High Point	51 <b>73</b>
								100	A	San Diego St.	37 <b>79</b>	167	N	Central Mich.	59 <b>70</b>
												168	H	George Mason	58 <b>80</b>
												174	A	Marshall	48 <b>62</b>
												186	A	Campbell	33 <b>48</b>
												205	H	Radford	73 59
												220	A	William & Mary	43 <b>76</b>
												242	H	Cornell	68 61
												266	A	Eastern Ky.	62 <b>80</b>
												276	H	Dartmouth	86 76
												288	A	IPFW	54 <b>73</b>
												301	A	Murray St.	77 <b>86</b>
												304	A	Utah Valley	59 <b>64</b>
												311	A	Air Force	59 48
												315	A	Savannah St.	41 <b>53</b>
												321	N	Southeast Mo. St.	52 <b>56</b>
												323	A	NJIT	69 66
												323	H	NJIT	72 71
												329	H	Gardner-Webb	76 65
LAST 12 Division I GAMES:															
323	A	NJIT	69 66	301	A	Murray St.	77 <b>86</b>								
329	H	Gardner-Webb	76 65	276	H	Dartmouth	86 76								
47	H	Richmond	59 <b>72</b>	288	A	IPFW	54 <b>73</b>								
98	A	North Carolina St.	45 <b>74</b>	323	H	NJIT	72 71								
315	A	Savannah St.	41 <b>53</b>	304	A	Utah Valley	59 <b>64</b>								
266	A	Eastern Ky.	62 <b>80</b>	311	A	Air Force	59 48								

Non-Div I Games:

Longwood

■ Loss, 
 ■ Non-Conf, S Site, 
 ■ Home 
 ■ Away 
 N Neutral

Average RPI Win:	247	WON-LOST	WINNING	LAST 12	STRENGTH OF	OPP. STRENGTH	TEAM	ADJ.	CONF.	ADJ CONF.
Average RPI Loss:	133	RECORD	PCT. RANK	GAMES	SCHEDULE	OF SCHEDULE	RPI	RPI	RPI	RPI
DIV. I ONLY	15- 12	142	8- 4	269	162	194	194	25	25	
DIV. I NON-CONF.	7- 8	179	0- 0	189	97	189	189	24	24	
TOTALS	RPI 1-25	RPI 26-50	W-L RECORDS	RPI 51-100	RPI 101-150	RPI 150+				
15- 12	0- 0	0- 2	OVERALL	0- 3	3- 2	12- 5				
7- 6	0- 0	0- 2	HOME	0- 2	2- 1	5- 1				
6- 3	0- 0	0- 0	AWAY	0- 0	1- 1	5- 2				
2- 3	0- 0	0- 0	NEUTRAL	0- 1	0- 0	2- 2				
7- 8	0- 0	0- 2	NON-CONFERENCE	0- 2	2- 1	5- 3				
3- 3	0- 0	0- 2	HOME	0- 1	2- 0	1- 0				
2- 2	0- 0	0- 0	AWAY	0- 0	0- 1	2- 1				
2- 3	0- 0	0- 0	NEUTRAL	0- 1	0- 0	2- 2				
8- 4	0- 0	0- 0	CONFERENCE	0- 1	1- 1	7- 2				
4- 3	0- 0	0- 0	HOME	0- 1	0- 1	4- 1				
4- 1	0- 0	0- 0	AWAY	0- 0	1- 0	3- 1				
0- 0	0- 0	0- 0	NEUTRAL	0- 0	0- 0	0- 0				

RPI 1-25				RPI 26-50				RPI 51-100				RPI 101+ Team's RPI: 194			
RPI	S	Opponent	Score	RPI	S	Opponent	Score	RPI	S	Opponent	Score	RPI	S	Opponent	Score
				29	H	LSU	55 66	63	H	Fresno St.	59 61	103	A	Oral Roberts	71 92
				44	H	Missouri St.	65 78	73	H	Tulane	52 61	121	H	UALR	64 48
								76	N	Memphis	67 86	128	H	Mississippi St.	63 62
												142	A	Utah St.	82 76
												142	H	Utah St.	62 79
												170	N	Seton Hall	69 72
												175	N	Alabama	59 67
												203	N	Old Dominion	84 71
												218	A	Arkansas St.	69 59
												230	H	Tennessee Tech	82 64
												234	A	Western Ky.	54 69
												245	A	Hawaii	46 61
												245	H	Hawaii	49 61
												271	A	San Jose St.	70 64
												271	H	San Jose St.	73 68
												279	A	Idaho	61 57
												279	H	Idaho	66 54
												283	N	Prairie View	89 83
												316	A	Houston	79 53
												317	H	Nevada	77 63
												327	A	New Mexico St.	69 42
												327	H	New Mexico St.	64 50
LAST 12 Division I GAMES:															
				327	H	New Mexico St.	64 50	317	H	Nevada	77 63				
				245	H	Hawaii	49 61	327	A	New Mexico St.	69 42				
				271	H	San Jose St.	73 68	271	A	San Jose St.	70 64				
				279	A	Idaho	61 57	245	A	Hawaii	46 61				
				142	A	Utah St.	82 76	142	H	Utah St.	62 79				
				63	H	Fresno St.	59 61	279	H	Idaho	66 54				

Non-Div I Games:

Louisiana Tech

■ Loss, 
 ■ Non-Conf, 
 ■ S Site, 
 ■ H Home 
 ■ A Away 
 N Neutral

## Louisville

## Through Games Of Sunday, February 26, 2012

Average RPI Win:	142	WON-LOST	WINNING	LAST 12	STRENGTH OF	OPP. STRENGTH	TEAM	ADJ.	CONF.	ADJ CONF.
Average RPI Loss:	14	RECORD	PCT. RANK	GAMES	SCHEDULE	OF SCHEDULE	RPI	RPI	RPI	RPI
DIV. I ONLY	20- 8	58	7- 5	33	18	18	18	2	2	
DIV. I NON-CONF.	11- 2	24	0- 0	133	81	29	29	2	2	
TOTALS	RPI 1-25	RPI 26-50	W-L RECORDS	RPI 51-100	RPI 101-150	RPI 150+				
20- 8	2- 7	2- 1	OVERALL	4- 0	5- 0	7- 0				
11- 2	1- 2	1- 0	HOME	2- 0	3- 0	4- 0				
9- 6	1- 5	1- 1	AWAY	2- 0	2- 0	3- 0				
0- 0	0- 0	0- 0	NEUTRAL	0- 0	0- 0	0- 0				
11- 2	0- 2	1- 0	NON-CONFERENCE	1- 0	3- 0	6- 0				
5- 0	0- 0	0- 0	HOME	0- 0	1- 0	4- 0				
6- 2	0- 2	1- 0	AWAY	1- 0	2- 0	2- 0				
0- 0	0- 0	0- 0	NEUTRAL	0- 0	0- 0	0- 0				
9- 6	2- 5	1- 1	CONFERENCE	3- 0	2- 0	1- 0				
6- 2	1- 2	1- 0	HOME	2- 0	2- 0	0- 0				
3- 4	1- 3	0- 1	AWAY	1- 0	0- 0	1- 0				
0- 0	0- 0	0- 0	NEUTRAL	0- 0	0- 0	0- 0				

RPI	S	Opponent	Score
3	H	Connecticut	46 56
4	H	Notre Dame	52 68
6	A	Texas A&M	58 76
10	A	Kentucky	54 74
13	A	Rutgers	68 71
14	A	St. John's (NY)	64 72
16	A	Georgetown	64 61
20	A	DePaul	61 86
20	H	DePaul	75 62

RPI	S	Opponent	Score
35	H	Villanova	62 58
41	A	West Virginia	50 66
44	A	Missouri St.	73 64

RPI	S	Opponent	Score
87	H	South Fla.	63 57
88	A	Florida St.	85 76
94	H	Syracuse	89 62
96	A	Cincinnati	64 59

RPI	S	Opponent	Score
109	H	Providence	64 48
113	H	UT Martin	70 57
123	A	Washington St.	75 71
135	H	Marquette	70 53
138	A	Florida A&M	86 66
182	A	Portland	71 42
187	H	Xavier	62 44
196	A	Pittsburgh	71 66
266	A	Eastern Ky.	77 53
282	H	Austin Peay	78 60
301	H	Murray St.	105 62
329	H	Gardner-Webb	92 27

## LAST 12 Division I GAMES:

20	H	DePaul	75 62	20	A	DePaul	61 86
4	H	Notre Dame	52 68	35	H	Villanova	62 58
196	A	Pittsburgh	71 66	16	A	Georgetown	64 61
94	H	Syracuse	89 62	109	H	Providence	64 48
3	H	Connecticut	46 56	13	A	Rutgers	68 71
41	A	West Virginia	50 66	87	H	South Fla.	63 57

Non-Div I Games:

Louisville

■ Loss, 
 ■ Non-Conf, 
 ■ S Site, 
 ■ H Home 
 ■ A Away 
 N Neutral



Average RPI Win:	237	WON-LOST	WINNING	LAST 12	STRENGTH OF	OPP. STRENGTH	TEAM	ADJ.	CONF.	ADJ CONF.
Average RPI Loss:	150	RECORD	PCT. RANK	GAMES	SCHEDULE	OF SCHEDULE	RPI	RPI	RPI	RPI
DIV. I ONLY	11- 15	216	6- 6	259	150	221	221	13	13	
DIV. I NON-CONF.	4- 6	212	0- 0	282	87	246	246	17	17	
TOTALS	RPI 1-25	RPI 26-50	W-L RECORDS	RPI 51-100	RPI 101-150	RPI 150+				
11- 15	0- 1	0- 1	OVERALL	0- 1	1- 5	10- 7				
3- 8	0- 0	0- 0	HOME	0- 1	0- 4	3- 3				
7- 6	0- 1	0- 1	AWAY	0- 0	1- 1	6- 3				
1- 1	0- 0	0- 0	NEUTRAL	0- 0	0- 0	1- 1				
4- 6	0- 1	0- 0	NON-CONFERENCE	0- 1	0- 2	4- 2				
1- 3	0- 0	0- 0	HOME	0- 1	0- 2	1- 0				
2- 2	0- 1	0- 0	AWAY	0- 0	0- 0	2- 1				
1- 1	0- 0	0- 0	NEUTRAL	0- 0	0- 0	1- 1				
7- 9	0- 0	0- 1	CONFERENCE	0- 0	1- 3	6- 5				
2- 5	0- 0	0- 0	HOME	0- 0	0- 2	2- 3				
5- 4	0- 0	0- 1	AWAY	0- 0	1- 1	4- 2				
0- 0	0- 0	0- 0	NEUTRAL	0- 0	0- 0	0- 0				

RPI 1-25				RPI 26-50				RPI 51-100				RPI 101+ Team's RPI: 221			
RPI	S	Opponent	Score	RPI	S	Opponent	Score	RPI	S	Opponent	Score	RPI	S	Opponent	Score
20	A	DePaul	65 70	27	A	Green Bay	49 76	58	H	Eastern Mich.	55 63	118	H	Northwestern	67 72
												127	A	Detroit	59 83
												127	H	Detroit	66 76
												134	A	Wright St.	74 66
												134	H	Wright St.	62 64
												145	H	La Salle	45 48
												154	A	Drake	50 65
												163	A	Ill.-Chicago	70 66
												163	H	Ill.-Chicago	56 57
												192	H	Northern Ill.	73 42
												204	N	Akron	86 97
												211	A	Butler	46 72
												211	H	Butler	57 60
												227	A	Milwaukee	81 73
												240	A	Youngstown St.	82 77
												240	H	Youngstown St.	78 73
												259	A	Southern Ill.	66 44
												267	N	San Francisco	65 63
												269	A	Cleveland St.	85 67
												269	H	Cleveland St.	65 67
												280	A	Valparaiso	46 69
												280	H	Valparaiso	86 56
												331	A	Chicago St.	77 34
LAST 12 Division I GAMES:															
163	A	Ill.-Chicago	70 66	127	A	Detroit	59 83								
280	A	Valparaiso	46 69	163	H	Ill.-Chicago	56 57								
211	A	Butler	46 72	211	H	Butler	57 60								
240	H	Youngstown St.	78 73	280	H	Valparaiso	86 56								
269	H	Cleveland St.	65 67	269	A	Cleveland St.	85 67								
134	A	Wright St.	74 66	240	A	Youngstown St.	82 77								

Non-Div I Games: Neb. Omaha 69 57

Loyola Chicago

■ Loss, 
 ■ Non-Conf, S Site, 
 ■ Home 
 ■ Away 
 N Neutral

Loyola Maryland

Through Games Of Sunday, February 26, 2012

Average RPI Win: <b>220</b>	WON-LOST	WINNING	LAST 12	STRENGTH OF	OPP. STRENGTH	TEAM	ADJ.	CONF.	ADJ CONF.
Average RPI Loss: <b>162</b>	RECORD	PCT. RANK	GAMES	SCHEDULE	OF SCHEDULE	RPI	RPI	RPI	RPI
DIV. I ONLY	13- 16	198	7- 5	143	238	181	181	22	22
DIV. I NON-CONF.	4- 7	229	0- 0	57	195	157	157	21	21
TOTALS	RPI 1-25	RPI 26-50	W-L RECORDS	RPI 51-100	RPI 101-150	RPI 150+			
13- 16	0- 1	0- 2	OVERALL	1- 1	1- 2	11- 10			
8- 5	0- 0	0- 1	HOME	1- 0	1- 0	6- 4			
5- 11	0- 1	0- 1	AWAY	0- 1	0- 2	5- 6			
0- 0	0- 0	0- 0	NEUTRAL	0- 0	0- 0	0- 0			
4- 7	0- 1	0- 0	NON-CONFERENCE	1- 1	0- 1	3- 4			
3- 1	0- 0	0- 0	HOME	1- 0	0- 0	2- 1			
1- 6	0- 1	0- 0	AWAY	0- 1	0- 1	1- 3			
0- 0	0- 0	0- 0	NEUTRAL	0- 0	0- 0	0- 0			
9- 9	0- 0	0- 2	CONFERENCE	0- 0	1- 1	8- 6			
5- 4	0- 0	0- 1	HOME	0- 0	1- 0	4- 3			
4- 5	0- 0	0- 1	AWAY	0- 0	0- 1	4- 3			
0- 0	0- 0	0- 0	NEUTRAL	0- 0	0- 0	0- 0			

RPI 1-25				RPI 26-50				RPI 51-100				RPI 101+ Team's RPI: 181			
RPI	S	Opponent	Score	RPI	S	Opponent	Score	RPI	S	Opponent	Score	RPI	S	Opponent	Score
8	A	Maryland	46 <b>84</b>	43	A	Marist	62 <b>70</b>	66	H	Howard	62 56	101	A	Fairfield	42 <b>44</b>
				43	H	Marist	60 <b>67</b>	89	A	Towson	54 <b>56</b>	101	H	Fairfield	55 48
												122	A	American	48 <b>63</b>
												151	H	UMBC	56 <b>60</b>
												180	A	Lehigh	60 <b>70</b>
												183	A	Manhattan	59 45
												183	H	Manhattan	46 <b>61</b>
												193	A	Mt. St. Mary's	54 <b>59</b>
												196	A	Pittsburgh	59 <b>65</b>
												208	H	Navy	42 38
												223	A	Niagara	68 48
												223	H	Niagara	54 <b>57</b>
												224	A	Canisius	55 <b>65</b>
												224	H	Canisius	70 62
												235	A	George Washington	70 62
												237	A	Iona	65 <b>72</b>
												237	H	Iona	66 60
												255	H	Army	68 64
												263	A	Siena	67 54
												263	H	Siena	55 45
												277	A	Rider	61 <b>67</b>
												277	H	Rider	71 57
												325	A	Saint Peter's	61 54
												325	H	Saint Peter's	51 <b>68</b>
LAST 12 Division I GAMES:															
				43	H	Marist	60 <b>67</b>					277	H	Rider	71 57
				101	A	Fairfield	42 <b>44</b>					224	H	Canisius	70 62
				237	A	Iona	65 <b>72</b>					223	A	Niagara	68 48
				325	A	Saint Peter's	61 54					224	A	Canisius	55 <b>65</b>
				101	H	Fairfield	55 48					183	A	Manhattan	59 45
				237	H	Iona	66 60					43	A	Marist	62 <b>70</b>

Non-Div I Games:

Loyola Maryland

Loss, Non-Conf, S Site, H Home A Away N Neutral

Average RPI Win:	221	WON-LOST	WINNING	LAST 12	STRENGTH OF	OPP. STRENGTH	TEAM	ADJ.	CONF.	ADJ CONF.
Average RPI Loss:	125	RECORD	PCT. RANK	GAMES	SCHEDULE	OF SCHEDULE	RPI	RPI	RPI	RPI
DIV. I ONLY	7- 21	296	3- 9	111	113	257	257	8	8	
DIV. I NON-CONF.	4- 8	239	0- 0	181	275	270	270	8	8	
TOTALS	RPI 1-25	RPI 26-50	W-L RECORDS	RPI 51-100	RPI 101-150	RPI 150+				
7- 21	0- 2	0- 3	OVERALL	0- 5	0- 3	7- 8				
4- 12	0- 1	0- 2	HOME	0- 3	0- 1	4- 5				
3- 9	0- 1	0- 1	AWAY	0- 2	0- 2	3- 3				
0- 0	0- 0	0- 0	NEUTRAL	0- 0	0- 0	0- 0				
4- 8	0- 0	0- 1	NON-CONFERENCE	0- 1	0- 1	4- 5				
3- 5	0- 0	0- 1	HOME	0- 1	0- 0	3- 3				
1- 3	0- 0	0- 0	AWAY	0- 0	0- 1	1- 2				
0- 0	0- 0	0- 0	NEUTRAL	0- 0	0- 0	0- 0				
3- 13	0- 2	0- 2	CONFERENCE	0- 4	0- 2	3- 3				
1- 7	0- 1	0- 1	HOME	0- 2	0- 1	1- 2				
2- 6	0- 1	0- 1	AWAY	0- 2	0- 1	2- 1				
0- 0	0- 0	0- 0	NEUTRAL	0- 0	0- 0	0- 0				

RPI 1-25				RPI 26-50				RPI 51-100				RPI 101+ Team's RPI: 257			
RPI	S	Opponent	Score	RPI	S	Opponent	Score	RPI	S	Opponent	Score	RPI	S	Opponent	Score
24	A	Gonzaga	61 79	48	H	UCLA	43 84	53	A	St. Mary's (CA)	56 61	124	A	Denver	55 71
24	H	Gonzaga	54 80	50	A	BYU	47 80	53	H	St. Mary's (CA)	72 82	131	A	Pepperdine	61 65
				50	H	BYU	48 72	64	H	UTEP	48 68	131	H	Pepperdine	59 68
								72	A	San Diego	58 80	152	H	Cal Poly	73 72
								72	H	San Diego	54 78	164	H	Cal St. Northridge	62 79
												173	A	Santa Clara	57 61
												173	H	Santa Clara	64 54
												182	A	Portland	68 60
												182	H	Portland	63 80
												199	H	Portland St.	55 70
												214	A	UC Santa Barbara	49 66
												232	H	Wyoming	57 54
												240	H	Youngstown St.	50 64
												244	H	Sacramento St.	86 73
												267	A	San Francisco	62 49
												267	H	San Francisco	59 61
												281	A	Cal St. Fullerton	52 79
												294	A	New Mexico	57 54
LAST 12 Division I GAMES:															
131	A	Pepperdine	61 65	267	A	San Francisco	62 49								
53	A	St. Mary's (CA)	56 61	182	A	Portland	68 60								
72	H	San Diego	54 78	24	A	Gonzaga	61 79								
182	H	Portland	63 80	173	H	Santa Clara	64 54								
173	A	Santa Clara	57 61	50	H	BYU	48 72								
131	H	Pepperdine	59 68	72	A	San Diego	58 80								

Non-Div I Games:

Loyola Marymount

■ Loss, 
 ■ Non-Conf, 
 ■ S Site, 
 ■ H Home 
 ■ A Away 
 N Neutral

## Maine

Through Games Of Sunday, February 26, 2012				STRENGTH OF		OPP. STRENGTH	TEAM	ADJ.	CONF.	ADJ CONF.
Average RPI Win:	299	WON-LOST	WINNING	LAST 12	SCHEDULE	OF SCHEDULE	RPI	RPI	RPI	RPI
Average RPI Loss:	164	RECORD	PCT. RANK	GAMES						
DIV. I ONLY	6- 22	307	4- 8	254	248	318	318	16	16	
DIV. I NON-CONF.	2- 10	305	0- 0	299	300	330	330	15	15	
TOTALS	RPI 1-25	RPI 26-50	W-L RECORDS	RPI 51-100	RPI 101-150	RPI 150+				
6- 22	0- 0	0- 1	OVERALL	0- 7	0- 0	6- 14				
4- 9	0- 0	0- 1	HOME	0- 3	0- 0	4- 5				
2- 10	0- 0	0- 0	AWAY	0- 3	0- 0	2- 7				
0- 3	0- 0	0- 0	NEUTRAL	0- 1	0- 0	0- 2				
2- 10	0- 0	0- 1	NON-CONFERENCE	0- 1	0- 0	2- 8				
1- 4	0- 0	0- 1	HOME	0- 0	0- 0	1- 3				
1- 3	0- 0	0- 0	AWAY	0- 0	0- 0	1- 3				
0- 3	0- 0	0- 0	NEUTRAL	0- 1	0- 0	0- 2				
4- 12	0- 0	0- 0	CONFERENCE	0- 6	0- 0	4- 6				
3- 5	0- 0	0- 0	HOME	0- 3	0- 0	3- 2				
1- 7	0- 0	0- 0	AWAY	0- 3	0- 0	1- 4				
0- 0	0- 0	0- 0	NEUTRAL	0- 0	0- 0	0- 0				

RPI 1-25				RPI 26-50				RPI 51-100				RPI 101+				Team's RPI: 318	
RPI	S	Opponent	Score	RPI	S	Opponent	Score	RPI	S	Opponent	Score	RPI	S	Opponent	Score		
				33	H	James Madison	47 64	67	A	Boston U.	34 75	151	A	UMBC	44 66		
								67	H	Boston U.	50 73	151	H	UMBC	55 75		
								75	N	Duquesne	38 76	185	A	New Hampshire	53 65		
								85	A	Albany (NY)	55 68	185	H	New Hampshire	50 66		
								85	H	Albany (NY)	48 60	208	A	Navy	56 73		
								91	A	Hartford	52 64	209	H	Brown	59 61		
								91	H	Hartford	40 59	212	N	Charleston So.	63 78		
												217	A	Central Conn. St.	48 53		
												231	A	Binghamton	54 72		
												231	H	Binghamton	48 47		
												235	N	George Washington	46 54		
												238	H	Bryant	53 65		
												256	A	Massachusetts	54 63		
												263	H	Siena	51 78		
												274	A	Vermont	54 71		
												274	H	Vermont	70 60		
												312	A	Rhode Island	62 58		
												319	A	Stony Brook	57 44		
												319	H	Stony Brook	45 40		
												336	H	Troy	66 53		
LAST 12 Division I GAMES:																	
				319	H	Stony Brook	45 40					151	A	UMBC	44 66		
				185	A	New Hampshire	53 65					231	H	Binghamton	48 47		
				274	A	Vermont	54 71					185	H	New Hampshire	50 66		
				91	H	Hartford	40 59					319	A	Stony Brook	57 44		
				85	A	Albany (NY)	55 68					91	A	Hartford	52 64		
				67	H	Boston U.	50 73					274	H	Vermont	70 60		

Non-Div I Games: Maine Maritime 73 37

Maine

■ Loss, 
 ■ Non-Conf, S Site, 
 ■ Home 
 ■ Away 
 N Neutral

Average RPI Win: 235		WON-LOST	WINNING	LAST 12	STRENGTH OF	OPP. STRENGTH	TEAM	ADJ.	CONF.	ADJ CONF.
Average RPI Loss: 179		RECORD	PCT. RANK	GAMES	SCHEDULE	OF SCHEDULE	RPI	RPI	RPI	RPI
DIV. I ONLY		16- 14	154	7- 5	248	286	183	183	22	22
DIV. I NON-CONF.		6- 6	161	0- 0	229	327	193	193	21	21
TOTALS	RPI 1-25		RPI 26-50		W-L RECORDS	RPI 51-100	RPI 101-150		RPI 150+	
16- 14	0- 0		1- 1		OVERALL	1- 2	0- 2		14- 9	
10- 4	0- 0		1- 0		HOME	1- 0	0- 1		8- 3	
5- 10	0- 0		0- 1		AWAY	0- 2	0- 1		5- 6	
1- 0	0- 0		0- 0		NEUTRAL	0- 0	0- 0		1- 0	
6- 6	0- 0		0- 0		NON-CONFERENCE	1- 2	0- 0		5- 4	
4- 1	0- 0		0- 0		HOME	1- 0	0- 0		3- 1	
1- 5	0- 0		0- 0		AWAY	0- 2	0- 0		1- 3	
1- 0	0- 0		0- 0		NEUTRAL	0- 0	0- 0		1- 0	
10- 8	0- 0		1- 1		CONFERENCE	0- 0	0- 2		9- 5	
6- 3	0- 0		1- 0		HOME	0- 0	0- 1		5- 2	
4- 5	0- 0		0- 1		AWAY	0- 0	0- 1		4- 3	
0- 0	0- 0		0- 0		NEUTRAL	0- 0	0- 0		0- 0	

[illegible]

Non-Div I Games:

## Manhattan

■ Loss, ■ Non-Conf, S Site, H Home A Away N Neutral

Average RPI Win: <b>199</b>	WON-LOST	WINNING	LAST 12	STRENGTH OF	OPP. STRENGTH	TEAM	ADJ.	CONF.	ADJ CONF.
Average RPI Loss: <b>58</b>	RECORD	PCT. RANK	GAMES	SCHEDULE	OF SCHEDULE	RPI	RPI	RPI	RPI
DIV. I ONLY	22- 7	32	11- 1	84	149	43	43	22	22
DIV. I NON-CONF.	5- 6	191	0- 0	6	15	60	60	21	21
TOTALS	RPI 1-25	RPI 26-50	W-L RECORDS	RPI 51-100	RPI 101-150	RPI 150+			
22- 7	0- 2	0- 2	OVERALL	2- 2	4- 0	16- 1			
11- 2	0- 1	0- 1	HOME	1- 0	2- 0	8- 0			
8- 5	0- 1	0- 1	AWAY	0- 2	1- 0	7- 1			
3- 0	0- 0	0- 0	NEUTRAL	1- 0	1- 0	1- 0			
5- 6	0- 2	0- 2	NON-CONFERENCE	2- 2	2- 0	1- 0			
2- 2	0- 1	0- 1	HOME	1- 0	1- 0	0- 0			
0- 4	0- 1	0- 1	AWAY	0- 2	0- 0	0- 0			
3- 0	0- 0	0- 0	NEUTRAL	1- 0	1- 0	1- 0			
17- 1	0- 0	0- 0	CONFERENCE	0- 0	2- 0	15- 1			
9- 0	0- 0	0- 0	HOME	0- 0	1- 0	8- 0			
8- 1	0- 0	0- 0	AWAY	0- 0	1- 0	7- 1			
0- 0	0- 0	0- 0	NEUTRAL	0- 0	0- 0	0- 0			

RPI 1-25				RPI 26-50				Team's RPI: 43				RPI 51-100				RPI 101+			
RPI	S	Opponent	Score	RPI	S	Opponent	Score	RPI	S	Opponent	Score	RPI	S	Opponent	Score	RPI	S	Opponent	Score
12	H	Kansas St.	56 57	34	A	Princeton	51 68	52	A	Hofstra	69 71	101	A	Fairfield	59 47				
23	A	St. Bonaventure	56 67	35	H	Villanova	53 60	60	N	South Dakota St.	57 49	101	H	Fairfield	60 54				
								67	A	Boston U.	36 49	112	N	Auburn	69 61				
								91	H	Hartford	57 51	125	H	Yale	78 64				
												154	N	Drake	50 47				
												181	A	Loyola Maryland	67 60				
												181	H	Loyola Maryland	70 62				
												183	A	Manhattan	44 48				
												183	H	Manhattan	61 41				
												223	A	Niagara	79 77				
												223	H	Niagara	63 44				
												224	A	Canisius	81 52				
												224	H	Canisius	69 57				
												237	A	Iona	73 61				
												237	H	Iona	79 65				
												263	A	Siena	56 45				
												263	H	Siena	75 51				
												277	A	Rider	82 56				
												277	H	Rider	76 54				
												325	A	Saint Peter's	56 54				
												325	H	Saint Peter's	87 49				
LAST 12 Division I GAMES:																			
181	A	Loyola Maryland	67 60	325	H	Saint Peter's	87 49	183	A	Manhattan	44 48	263	A	Siena	56 45				
237	H	Iona	79 65	263	A	Siena	56 45	237	A	Iona	73 61	181	H	Loyola Maryland	70 62				
223	A	Niagara	79 77	237	A	Iona	73 61	277	H	Rider	76 54								
224	A	Canisius	81 52																
263	H	Siena	75 51																
101	H	Fairfield	60 54																

Non-Div I Games:

Marist

■ Loss, 
 ■ Non-Conf, 
 ■ S Site, 
 ■ Home 
 ■ A Away 
 N Neutral

Average RPI Win:	166	WON-LOST	WINNING	LAST 12	STRENGTH OF	OPP. STRENGTH	TEAM	ADJ.	CONF.	ADJ CONF.
Average RPI Loss:	53	RECORD	PCT. RANK	GAMES	SCHEDULE	OF SCHEDULE	RPI	RPI	RPI	RPI
DIV. I ONLY	12- 15	205	3- 9	45	24	135	135	2	2	
DIV. I NON-CONF.	8- 4	88	0- 0	112	85	99	99	2	2	
TOTALS	RPI 1-25	RPI 26-50	W-L RECORDS	RPI 51-100	RPI 101-150	RPI 150+				
12- 15	1- 6	1- 3	OVERALL	2- 4	1- 2	7- 0				
9- 6	0- 3	1- 0	HOME	1- 2	1- 1	6- 0				
2- 7	1- 3	0- 2	AWAY	1- 2	0- 0	0- 0				
1- 2	0- 0	0- 1	NEUTRAL	0- 0	0- 1	1- 0				
8- 4	0- 1	0- 2	NON-CONFERENCE	2- 0	1- 1	5- 0				
6- 1	0- 1	0- 0	HOME	1- 0	1- 0	4- 0				
1- 1	0- 0	0- 1	AWAY	1- 0	0- 0	0- 0				
1- 2	0- 0	0- 1	NEUTRAL	0- 0	0- 1	1- 0				
4- 11	1- 5	1- 1	CONFERENCE	0- 4	0- 1	2- 0				
3- 5	0- 2	1- 0	HOME	0- 2	0- 1	2- 0				
1- 6	1- 3	0- 1	AWAY	0- 2	0- 0	0- 0				
0- 0	0- 0	0- 0	NEUTRAL	0- 0	0- 0	0- 0				

RPI 1-25			RPI 26-50			RPI 51-100			RPI 101+			Team's RPI: 135
RPI	S	Opponent	Score	RPI	S	Opponent	Score	RPI	S	Opponent	Score	
3	H	Connecticut	45 85	27	A	Green Bay	50 66	60	H	South Dakota St.	59 51	109 H Providence 50 52
4	A	Notre Dame	42 95	35	H	Villanova	51 50	81	A	Toledo	69 60	123 N Washington St. 52 65
14	A	St. John's (NY)	63 55	41	A	West Virginia	32 53	87	H	South Fla.	48 61	148 H Mississippi Val. 69 61
16	H	Georgetown	39 67	45	N	Michigan	51 71	94	A	Syracuse	63 79	155 H Wisconsin 54 52
18	A	Louisville	53 70					96	A	Cincinnati	46 60	170 H Seton Hall 69 60
20	A	DePaul	59 71					96	H	Cincinnati	52 64	196 H Pittsburgh 72 48
21	H	Georgia Tech	63 74									237 H Iona 93 44
												274 H Vermont 71 60
												283 N Prairie View 71 51
												337 H Ark.-Pine Bluff 84 36
LAST 12 Division I GAMES:												
3	H	Connecticut	45 85	96	H	Cincinnati	52 64					
96	A	Cincinnati	46 60	41	A	West Virginia	32 53					
94	A	Syracuse	63 79	109	H	Providence	50 52					
87	H	South Fla.	48 61	16	H	Georgetown	39 67					
20	A	DePaul	59 71	14	A	St. John's (NY)	63 55					
196	H	Pittsburgh	72 48	35	H	Villanova	51 50					

Non-Div I Games: New Orleans 96 35

Marquette

■ Loss, 
 ■ Non-Conf, 
 ■ S Site, 
 ■ H Home 
 ■ A Away 
 N Neutral

## Marshall

Through Games Of Sunday, February 26, 2012				STRENGTH OF		OPP. STRENGTH	TEAM	ADJ.	CONF.	ADJ CONF.
Average RPI Win:	223	WON-LOST	WINNING	LAST 12	SCHEDULE	OF SCHEDULE	RPI	RPI	RPI	RPI
Average RPI Loss:	149	RECORD	PCT. RANK	GAMES						
DIV. I ONLY	14- 13	158	3- 9	221	143	174	174	11	11	
DIV. I NON-CONF.	8- 4	88	0- 1	305	252	163	163	12	12	
TOTALS	RPI 1-25	RPI 26-50	W-L RECORDS	RPI 51-100	RPI 101-150	RPI 150+				
14- 13	0- 0	0- 1	OVERALL	2- 4	1- 1	11- 7				
7- 5	0- 0	0- 0	HOME	2- 1	0- 1	5- 3				
6- 7	0- 0	0- 0	AWAY	0- 3	1- 0	5- 4				
1- 1	0- 0	0- 1	NEUTRAL	0- 0	0- 0	1- 0				
8- 4	0- 0	0- 1	NON-CONFERENCE	1- 1	0- 0	7- 2				
3- 1	0- 0	0- 0	HOME	1- 1	0- 0	2- 0				
4- 2	0- 0	0- 0	AWAY	0- 0	0- 0	4- 2				
1- 1	0- 0	0- 1	NEUTRAL	0- 0	0- 0	1- 0				
6- 9	0- 0	0- 0	CONFERENCE	1- 3	1- 1	4- 5				
4- 4	0- 0	0- 0	HOME	1- 0	0- 1	3- 3				
2- 5	0- 0	0- 0	AWAY	0- 3	1- 0	1- 2				
0- 0	0- 0	0- 0	NEUTRAL	0- 0	0- 0	0- 0				

RPI 1-25				RPI 26-50				RPI 51-100				RPI 101+				Team's RPI: 174	
RPI	S	Opponent	Score	RPI	S	Opponent	Score	RPI	S	Opponent	Score	RPI	S	Opponent	Score		
				41	N	West Virginia	57 69	64	A	UTEP	56 64	104	A	UAB	40 37		
								73	A	Tulane	52 68	104	H	UAB	45 50		
								76	A	Memphis	58 71	162	H	Tulsa	63 45		
								76	H	Memphis	65 54	172	H	Rice	65 57		
								93	H	Miami (OH)	49 56	188	H	UCF	44 55		
								96	H	Cincinnati	55 47	188	H	SMU	53 55		
												197	A	Southern Miss.	55 63		
												197	H	Southern Miss.	55 44		
												198	A	Furman	54 62		
												229	A	East Carolina	57 61		
												229	H	East Carolina	62 63		
												230	A	Tennessee Tech	73 68		
												251	A	Ohio	56 68		
												270	A	Ball St.	60 58		
												278	H	Longwood	62 48		
												285	A	Morehead St.	83 66		
												298	H	Kent St.	93 55		
												303	A	Evansville	60 48		
												316	A	Houston	65 41		
												331	N	Chicago St.	72 48		
LAST 12 Division I GAMES:																	
				229	H	East Carolina	62 63					104	H	UAB	45 50		
				197	A	Southern Miss.	55 63					172	H	Rice	65 57		
				104	A	UAB	40 37					73	A	Tulane	52 68		
				76	H	Memphis	65 54					76	A	Memphis	58 71		
				229	A	East Carolina	57 61					188	H	UCF	44 55		
				64	A	UTEP	56 64					41	N	West Virginia	57 69		

Non-Div I Games: Neb. Omaha 54 48

Marshall

Loss, Non-Conf, S Site, H Home A Away N Neutral



Maryland

Through Games Of Sunday, February 26, 2012

Average RPI Win:	118	WON-LOST	WINNING	LAST 12	STRENGTH OF	OPP. STRENGTH	TEAM	ADJ.	CONF.	ADJ CONF.
Average RPI Loss:	60	RECORD	PCT. RANK	GAMES	SCHEDULE	OF SCHEDULE	RPI	RPI	RPI	RPI
DIV. I ONLY	25- 4	10	9- 3	13	65	8	8	6	6	
DIV. I NON-CONF.	13- 0	1	0- 0	49	123	9	9	6	6	
TOTALS	RPI 1-25	RPI 26-50	W-L RECORDS	RPI 51-100	RPI 101-150	RPI 150+				
25- 4	5- 3	3- 0	OVERALL	7- 0	2- 0	8- 1				
14- 2	4- 1	2- 0	HOME	4- 0	0- 0	4- 1				
10- 2	1- 2	1- 0	AWAY	3- 0	2- 0	3- 0				
1- 0	0- 0	0- 0	NEUTRAL	0- 0	0- 0	1- 0				
13- 0	2- 0	1- 0	NON-CONFERENCE	2- 0	2- 0	6- 0				
8- 0	2- 0	1- 0	HOME	2- 0	0- 0	3- 0				
4- 0	0- 0	0- 0	AWAY	0- 0	2- 0	2- 0				
1- 0	0- 0	0- 0	NEUTRAL	0- 0	0- 0	1- 0				
12- 4	3- 3	2- 0	CONFERENCE	5- 0	0- 0	2- 1				
6- 2	2- 1	1- 0	HOME	2- 0	0- 0	1- 1				
6- 2	1- 2	1- 0	AWAY	3- 0	0- 0	1- 0				
0- 0	0- 0	0- 0	NEUTRAL	0- 0	0- 0	0- 0				

RPI	S	Opponent	Score	RPI	S	Opponent	Score	RPI	S	Opponent	Score	RPI	S	Opponent	Score
7	H	Delaware	85 76	45	H	Michigan	74 65	61	H	Saint Joseph's	94 71	122	A	American	76 42
9	A	Duke	72 80	49	A	Virginia	73 56	83	A	North Carolina	78 72	146	A	FIU	84 52
9	H	Duke	63 61	49	H	Virginia	68 61	83	H	North Carolina	84 64	151	A	UMBC	70 59
11	A	Miami (FL)	63 75					88	A	Florida St.	91 70	168	A	George Mason	78 50
11	H	Miami (FL)	74 76					89	H	Towson	82 46	181	H	Loyola Maryland	84 46
16	H	Georgetown	72 53					97	H	Wake Forest	86 58	200	H	Boston College	86 44
21	A	Georgia Tech	64 56					98	A	North Carolina St.	65 50	207	H	Virginia Tech	69 75
21	H	Georgia Tech	77 74									241	A	Clemson	91 61
LAST 12 Division I GAMES:															
				98	A	North Carolina St.	65 50	21	A	Georgia Tech	64 56				
				83	H	North Carolina	84 64	200	H	Boston College	86 44				
				9	H	Duke	63 61	207	H	Virginia Tech	69 75				
				49	A	Virginia	73 56	9	A	Duke	72 80				
				11	H	Miami (FL)	74 76	97	H	Wake Forest	86 58				
				241	A	Clemson	91 61	49	H	Virginia	68 61				

Non-Div I Games:

Maryland

Loss, Non-Conf, S Site, H Home A Away N Neutral

Massachusetts

Through Games Of Sunday, February 26, 2012

Average RPI Win: <b>240</b>	WON-LOST	WINNING	LAST 12	STRENGTH OF	OPP. STRENGTH	TEAM	ADJ.	CONF.	ADJ CONF.
Average RPI Loss: <b>123</b>	RECORD	PCT. RANK	GAMES	SCHEDULE	OF SCHEDULE	RPI	RPI	RPI	RPI
DIV. I ONLY	8- 21	286	2- 10	156	108	256	256	9	9
DIV. I NON-CONF.	5- 10	239	0- 0	157	178	222	222	9	9
TOTALS	RPI 1-25	RPI 26-50	W-L RECORDS	RPI 51-100	RPI 101-150	RPI 150+			
8- 21	0- 1	0- 3	OVERALL	1- 5	0- 4	7- 8			
4- 9	0- 1	0- 2	HOME	1- 1	0- 2	3- 3			
3- 12	0- 0	0- 1	AWAY	0- 4	0- 2	3- 5			
1- 0	0- 0	0- 0	NEUTRAL	0- 0	0- 0	1- 0			
5- 10	0- 0	0- 1	NON-CONFERENCE	1- 2	0- 2	4- 5			
2- 4	0- 0	0- 0	HOME	1- 0	0- 2	1- 2			
2- 6	0- 0	0- 1	AWAY	0- 2	0- 0	2- 3			
1- 0	0- 0	0- 0	NEUTRAL	0- 0	0- 0	1- 0			
3- 11	0- 1	0- 2	CONFERENCE	0- 3	0- 2	3- 3			
2- 5	0- 1	0- 2	HOME	0- 1	0- 0	2- 1			
1- 6	0- 0	0- 0	AWAY	0- 2	0- 2	1- 2			
0- 0	0- 0	0- 0	NEUTRAL	0- 0	0- 0	0- 0			

RPI 1-25				RPI 26-50				RPI 51-100				RPI 101+ Team's RPI: 256			
RPI	S	Opponent	Score	RPI	S	Opponent	Score	RPI	S	Opponent	Score	RPI	S	Opponent	Score
23	H	St. Bonaventure	54 <b>69</b>	40	H	Dayton	55 <b>80</b>	51	A	Temple	50 <b>77</b>	109	H	Providence	45 <b>66</b>
				47	H	Richmond	54 <b>73</b>	61	H	Saint Joseph's	58 <b>86</b>	115	A	Charlotte	58 <b>80</b>
				49	A	Virginia	38 <b>53</b>	67	H	Boston U.	55 <b>49</b>	120	H	Harvard	47 <b>68</b>
								68	A	Quinnipiac	63 <b>66</b>	145	A	La Salle	67 <b>81</b>
								75	A	Duquesne	62 <b>76</b>	168	A	George Mason	52 <b>55</b>
								93	A	Miami (OH)	56 <b>81</b>	169	A	Holy Cross	64 <b>76</b>
												179	N	Elon	76 <b>56</b>
												187	A	Xavier	61 <b>70</b>
												191	H	Ole Miss	67 <b>72</b>
												200	A	Boston College	64 <b>80</b>
												201	H	Fordham	54 <b>56</b>
												217	H	Central Conn. St.	55 <b>58</b>
												231	A	Binghamton	64 <b>55</b>
												235	H	George Washington	56 <b>53</b>
												249	A	Saint Louis	59 <b>63</b>
												263	A	Siena	58 <b>53</b>
												312	A	Rhode Island	46 <b>39</b>
												312	H	Rhode Island	68 <b>57</b>
												318	H	Maine	63 <b>54</b>
LAST 12 Division I GAMES:															
187	A	Xavier	61 <b>70</b>	145	A	La Salle	67 <b>81</b>								
312	H	Rhode Island	68 <b>57</b>	115	A	Charlotte	58 <b>80</b>								
235	H	George Washington	56 <b>53</b>	201	H	Fordham	54 <b>56</b>								
249	A	Saint Louis	59 <b>63</b>	75	A	Duquesne	62 <b>76</b>								
51	A	Temple	50 <b>77</b>	40	H	Dayton	55 <b>80</b>								
23	H	St. Bonaventure	54 <b>69</b>	47	H	Richmond	54 <b>73</b>								

Non-Div I Games:

Massachusetts

Loss, Non-Conf, S Site, H Home A Away N Neutral

Average RPI Win:	257	WON-LOST	WINNING	LAST 12	STRENGTH OF	OPP. STRENGTH	TEAM	ADJ.	CONF.	ADJ CONF.
Average RPI Loss:	54	RECORD	PCT. RANK	GAMES	SCHEDULE	OF SCHEDULE	RPI	RPI	RPI	RPI
DIV. I ONLY	18- 7	56	9- 3	239	188	99	99	24	24	
DIV. I NON-CONF.	7- 4	99	0- 0	196	32	95	95	27	27	
TOTALS	RPI 1-25	RPI 26-50	W-L RECORDS	RPI 51-100	RPI 101-150	RPI 150+				
18- 7	0- 2	0- 2	OVERALL	0- 2	1- 1	17- 0				
9- 2	0- 0	0- 1	HOME	0- 1	1- 0	8- 0				
8- 5	0- 2	0- 1	AWAY	0- 1	0- 1	8- 0				
1- 0	0- 0	0- 0	NEUTRAL	0- 0	0- 0	1- 0				
7- 4	0- 2	0- 2	NON-CONFERENCE	0- 0	1- 0	6- 0				
3- 1	0- 0	0- 1	HOME	0- 0	1- 0	2- 0				
3- 3	0- 2	0- 1	AWAY	0- 0	0- 0	3- 0				
1- 0	0- 0	0- 0	NEUTRAL	0- 0	0- 0	1- 0				
11- 3	0- 0	0- 0	CONFERENCE	0- 2	0- 1	11- 0				
6- 1	0- 0	0- 0	HOME	0- 1	0- 0	6- 0				
5- 2	0- 0	0- 0	AWAY	0- 1	0- 1	5- 0				
0- 0	0- 0	0- 0	NEUTRAL	0- 0	0- 0	0- 0				

RPI 1-25				RPI 26-50				RPI 51-100				Team's RPI: 99	RPI 101+			
RPI	S	Opponent	Score	RPI	S	Opponent	Score	RPI	S	Opponent	Score		RPI	S	Opponent	Score
1	A	Baylor	50 90	29	H	LSU	43 64	78	A	Central Ark.	70 71		104	H	UAB	61 56
6	A	Texas A&M	62 72	48	A	UCLA	59 67	78	H	Central Ark.	53 64		141	A	Stephen F. Austin	58 66
													160	H	Sam Houston St.	57 48
													171	H	Lamar	58 45
													183	H	Manhattan	69 52
													216	A	Nicholls St.	61 49
													216	H	Nicholls St.	68 53
													226	H	Texas St.	72 41
													239	A	La.-Monroe	68 60
													264	N	Tex.-Pan American	67 46
													291	A	UTSA	65 54
													296	A	Southeastern La.	60 36
													306	H	La.-Lafayette	80 59
													314	A	Texas-Arlington	70 50
													316	A	Houston	72 59
													326	H	A&M-Corpus Christi	66 51
													330	A	Northwestern St.	80 62
													330	H	Northwestern St.	64 54
													339	A	Texas Southern	70 37
LAST 12 Division I GAMES:																
216	A	Nicholls St.	61 49	160	H	Sam Houston St.	57 48	78	A	Central Ark.	70 71		216	H	Nicholls St.	68 53
314	A	Texas-Arlington	70 50	330	A	Northwestern St.	80 62	330	H	Northwestern St.	64 54		296	A	Southeastern La.	60 36
291	A	UTSA	65 54	78	H	Central Ark.	53 64	226	H	Texas St.	72 41		141	A	Stephen F. Austin	58 66

Non-Div I Games: Centenary (LA) 89 32 Southern-N.O. 78 23 Wiley 82 54

McNeese St.

Loss, Non-Conf, S Site, H Home A Away N Neutral

Average RPI Win:	276	WON-LOST	WINNING	LAST 12	STRENGTH OF	OPP. STRENGTH	TEAM	ADJ.	CONF.	ADJ CONF.
Average RPI Loss:	129	RECORD	PCT. RANK	GAMES	SCHEDULE	OF SCHEDULE	RPI	RPI	RPI	RPI
DIV. I ONLY	9- 15	247	5- 6	183	232	215	215	29	29	
DIV. I NON-CONF.	2- 8	293	0- 0	48	69	174	174	25	25	
TOTALS	RPI 1-25	RPI 26-50	W-L RECORDS	RPI 51-100	RPI 101-150	RPI 150+				
9- 15	0- 1	0- 1	OVERALL	0- 6	1- 2	8- 5				
4- 4	0- 0	0- 0	HOME	0- 1	0- 1	4- 2				
5- 11	0- 1	0- 1	AWAY	0- 5	1- 1	4- 3				
0- 0	0- 0	0- 0	NEUTRAL	0- 0	0- 0	0- 0				
2- 8	0- 1	0- 1	NON-CONFERENCE	0- 3	1- 0	1- 3				
0- 2	0- 0	0- 0	HOME	0- 0	0- 0	0- 2				
2- 6	0- 1	0- 1	AWAY	0- 3	1- 0	1- 1				
0- 0	0- 0	0- 0	NEUTRAL	0- 0	0- 0	0- 0				
7- 7	0- 0	0- 0	CONFERENCE	0- 3	0- 2	7- 2				
4- 2	0- 0	0- 0	HOME	0- 1	0- 1	4- 0				
3- 5	0- 0	0- 0	AWAY	0- 2	0- 1	3- 2				
0- 0	0- 0	0- 0	NEUTRAL	0- 0	0- 0	0- 0				

RPI 1-25				RPI 26-50				RPI 51-100				RPI 101+ Team's RPI: 215			
RPI	S	Opponent	Score	RPI	S	Opponent	Score	RPI	S	Opponent	Score	RPI	S	Opponent	Score
19	A	Penn St.	51 76	33	A	James Madison	53 61	66	A	Howard	49 62	122	A	American	39 37
								66	H	Howard	36 49	138	H	Florida A&M	49 54
								80	A	Hampton	29 47	144	A	Coppin St.	47 54
								87	A	South Fla.	50 71	151	A	UMBC	60 65
								89	A	Towson	45 58	193	H	Mt. St. Mary's	44 63
								97	A	Wake Forest	45 77	203	A	Old Dominion	63 59
												224	H	Canisius	43 45
												262	A	N.C. A&T	50 53
												286	A	Norfolk St.	58 61
												286	H	Norfolk St.	62 58
												292	A	Morgan St.	75 57
												292	H	Morgan St.	74 58
												305	H	Bethune-Cookman	47 43
												320	A	Delaware St.	69 56
												320	H	Delaware St.	60 32
												341	A	N.C. Central	54 46
LAST 12 Division I GAMES:															
292	H	Morgan St.	74 58	66	H	Howard	36 49								
66	A	Howard	49 62	341	A	N.C. Central	54 46								
80	A	Hampton	29 47	262	A	N.C. A&T	50 53								
144	A	Coppin St.	47 54	305	H	Bethune-Cookman	47 43								
292	A	Morgan St.	75 57	138	H	Florida A&M	49 54								
286	H	Norfolk St.	62 58	320	A	Delaware St.	69 56								

Non-Div I Games: Lincoln (PA) 59 45 Elizabeth City St. 55 62

Md.-East. Shore

Loss, Non-Conf, S Site, H Home A Away N Neutral

Average RPI Win:	204	WON-LOST	WINNING	LAST 12	STRENGTH OF	OPP. STRENGTH	TEAM	ADJ.	CONF.	ADJ CONF.
Average RPI Loss:	110	RECORD	PCT. RANK	GAMES	SCHEDULE	OF SCHEDULE	RPI	RPI	RPI	RPI
DIV. I ONLY	22- 6	24	10- 2	256	104	76	76	11	11	
DIV. I NON-CONF.	10- 3	49	0- 0	310	76	113	113	12	12	
TOTALS	RPI 1-25	RPI 26-50	W-L RECORDS	RPI 51-100	RPI 101-150	RPI 150+				
22- 6	0- 1	0- 0	OVERALL	1- 1	4- 2	17- 2				
15- 1	0- 0	0- 0	HOME	1- 0	2- 0	12- 1				
6- 5	0- 1	0- 0	AWAY	0- 1	2- 2	4- 1				
1- 0	0- 0	0- 0	NEUTRAL	0- 0	0- 0	1- 0				
10- 3	0- 1	0- 0	NON-CONFERENCE	0- 0	2- 2	8- 0				
8- 0	0- 0	0- 0	HOME	0- 0	1- 0	7- 0				
1- 3	0- 1	0- 0	AWAY	0- 0	1- 2	0- 0				
1- 0	0- 0	0- 0	NEUTRAL	0- 0	0- 0	1- 0				
12- 3	0- 0	0- 0	CONFERENCE	1- 1	2- 0	9- 2				
7- 1	0- 0	0- 0	HOME	1- 0	1- 0	5- 1				
5- 2	0- 0	0- 0	AWAY	0- 1	1- 0	4- 1				
0- 0	0- 0	0- 0	NEUTRAL	0- 0	0- 0	0- 0				

RPI 1-25				RPI 26-50				RPI 51-100				Team's RPI: 76		RPI 101+			
RPI	S	Opponent	Score	RPI	S	Opponent	Score	RPI	S	Opponent	Score		RPI	S	Opponent	Score	
14	A	St. John's (NY)	60 64					64	A	UTEP	60 66		102	A	Missouri	48 58	
								73	H	Tulane	61 59		104	A	UAB	70 59	
													104	H	UAB	71 56	
													111	A	Illinois	54 62	
													113	H	UT Martin	90 69	
													121	A	UALR	81 66	
													162	H	Tulsa	66 64	
													170	H	Seton Hall	82 73	
													174	A	Marshall	54 65	
													174	H	Marshall	71 58	
													188	A	SMU	60 55	
													188	A	UCF	61 54	
													188	H	UCF	65 57	
													194	N	Louisiana Tech	86 67	
													197	A	Southern Miss.	85 44	
													197	H	Southern Miss.	54 62	
													229	A	East Carolina	69 56	
													229	H	East Carolina	62 59	
													247	H	Belmont	79 40	
													249	H	Saint Louis	63 60	
													296	H	Southeastern La.	80 44	
													300	H	Tennessee St.	88 64	
													314	H	Texas-Arlington	77 60	
													316	H	Houston	69 41	
													337	H	Ark.-Pine Bluff	89 60	
LAST 12 Division I GAMES:																	
				162	H	Tulsa	66 64						188	H	UCF	65 57	
				104	H	UAB	71 56						197	H	Southern Miss.	54 62	
				188	A	UCF	61 54						229	A	East Carolina	69 56	
				174	A	Marshall	54 65						174	H	Marshall	71 58	
				316	H	Houston	69 41						104	A	UAB	70 59	
				188	A	SMU	60 55						197	A	Southern Miss.	85 44	

Non-Div I Games:

Memphis

■ Loss, 
 ■ Non-Conf, 
 S Site, 
 ■ Home 
 ■ Away 
 N Neutral

Average RPI Win: <b>267</b>	WON-LOST	WINNING	LAST 12	STRENGTH OF	OPP. STRENGTH	TEAM	ADJ.	CONF.	ADJ CONF.
Average RPI Loss: <b>197</b>	RECORD	PCT. RANK	GAMES	SCHEDULE	OF SCHEDULE	RPI	RPI	RPI	RPI
DIV. I ONLY	6- 23	309	3- 9	266	283	322	322	30	30
DIV. I NON-CONF.	2- 9	299	0- 0	175	102	292	292	30	30
TOTALS	RPI 1-25	RPI 26-50	W-L RECORDS	RPI 51-100	RPI 101-150	RPI 150+			
6- 23	0- 2	0- 0	OVERALL	0- 4	0- 3	6- 14			
4- 11	0- 2	0- 0	HOME	0- 1	0- 2	4- 6			
2- 12	0- 0	0- 0	AWAY	0- 3	0- 1	2- 8			
0- 0	0- 0	0- 0	NEUTRAL	0- 0	0- 0	0- 0			
2- 9	0- 2	0- 0	NON-CONFERENCE	0- 2	0- 1	2- 4			
1- 5	0- 2	0- 0	HOME	0- 0	0- 1	1- 2			
1- 4	0- 0	0- 0	AWAY	0- 2	0- 0	1- 2			
0- 0	0- 0	0- 0	NEUTRAL	0- 0	0- 0	0- 0			
4- 14	0- 0	0- 0	CONFERENCE	0- 2	0- 2	4- 10			
3- 6	0- 0	0- 0	HOME	0- 1	0- 1	3- 4			
1- 8	0- 0	0- 0	AWAY	0- 1	0- 1	1- 6			
0- 0	0- 0	0- 0	NEUTRAL	0- 0	0- 0	0- 0			

RPI 1-25				RPI 26-50				RPI 51-100				RPI 101+ Team's RPI: 322			
RPI	S	Opponent	Score	RPI	S	Opponent	Score	RPI	S	Opponent	Score	RPI	S	Opponent	Score
4	H	Notre Dame	42 <b>128</b>					65	A	Fla. Gulf Coast	55 <b>92</b>	112	H	Auburn	43 <b>77</b>
17	H	Georgia	43 <b>80</b>					65	H	Fla. Gulf Coast	50 <b>98</b>	129	A	Stetson	46 <b>68</b>
								86	A	Davidson	60 <b>75</b>	129	H	Stetson	84 <b>89</b>
								97	A	Wake Forest	44 <b>90</b>	153	A	High Point	75 67
												188	A	UCF	43 <b>72</b>
												190	H	Winthrop	74 <b>88</b>
												247	A	Belmont	64 61
												247	H	Belmont	73 66
												265	A	North Florida	49 <b>66</b>
												265	H	North Florida	39 <b>49</b>
												272	A	East Tenn. St.	46 <b>72</b>
												272	H	East Tenn. St.	59 <b>75</b>
												273	A	Kennesaw St.	68 <b>70</b>
												273	H	Kennesaw St.	51 <b>75</b>
												284	A	Jacksonville	78 <b>84</b>
												284	H	Jacksonville	65 <b>76</b>
												287	A	S.C. Upstate	56 <b>77</b>
												287	H	S.C. Upstate	87 71
												294	H	Ga. Southern	55 <b>57</b>
												332	A	Lipscomb	70 <b>80</b>
												332	H	Lipscomb	67 61
												336	H	Troy	69 59
												338	A	UNC Asheville	75 <b>76</b>
LAST 12 Division I GAMES:															
247	H	Belmont	73 66	272	H	East Tenn. St.	59 <b>75</b>	129	A	Stetson	46 <b>68</b>	65	A	Fla. Gulf Coast	55 <b>92</b>
332	H	Lipscomb	67 61	265	H	North Florida	39 <b>49</b>	284	H	Jacksonville	65 <b>76</b>	273	H	Kennesaw St.	51 <b>75</b>
284	A	Jacksonville	78 <b>84</b>	287	H	S.C. Upstate	87 71								
265	A	North Florida	49 <b>66</b>												
273	A	Kennesaw St.	68 <b>70</b>												

Non-Div I Games:

Mercer

■ Loss, 
 ■ Non-Conf, 
 ■ S Site, 
 ■ H Home 
 ■ A Away 
 N Neutral

Average RPI Win:	132	WON-LOST	WINNING	LAST 12	STRENGTH OF	OPP. STRENGTH	TEAM	ADJ.	CONF.	ADJ CONF.
Average RPI Loss:	28	RECORD	PCT. RANK	GAMES	SCHEDULE	OF SCHEDULE	RPI	RPI	RPI	RPI
DIV. I ONLY	24- 4	12	11- 1	57	19	11	11	6	6	
DIV. I NON-CONF.	10- 2	33	0- 0	93	23	26	26	6	6	
TOTALS	RPI 1-25	RPI 26-50	W-L RECORDS	RPI 51-100	RPI 101-150	RPI 150+				
24- 4	4- 3	1- 0	OVERALL	8- 1	1- 0	10- 0				
16- 0	2- 0	0- 0	HOME	4- 0	1- 0	9- 0				
7- 4	2- 3	1- 0	AWAY	3- 1	0- 0	1- 0				
1- 0	0- 0	0- 0	NEUTRAL	1- 0	0- 0	0- 0				
10- 2	1- 2	0- 0	NON-CONFERENCE	2- 0	1- 0	6- 0				
8- 0	1- 0	0- 0	HOME	0- 0	1- 0	6- 0				
1- 2	0- 2	0- 0	AWAY	1- 0	0- 0	0- 0				
1- 0	0- 0	0- 0	NEUTRAL	1- 0	0- 0	0- 0				
14- 2	3- 1	1- 0	CONFERENCE	6- 1	0- 0	4- 0				
8- 0	1- 0	0- 0	HOME	4- 0	0- 0	3- 0				
6- 2	2- 1	1- 0	AWAY	2- 1	0- 0	1- 0				
0- 0	0- 0	0- 0	NEUTRAL	0- 0	0- 0	0- 0				

RPI	S	Opponent	Score	RPI	S	Opponent	Score	RPI	S	Opponent	Score	RPI	S	Opponent	Score
5	A	Tennessee	76 92	49	A	Virginia	56 53	54	A	Michigan St.	76 60	107	H	VCU	91 61
8	A	Maryland	76 74					83	A	North Carolina	63 65	169	H	Holy Cross	89 49
8	H	Maryland	75 63					83	H	North Carolina	61 37	191	H	Ole Miss	76 48
9	A	Duke	64 74					87	N	South Fla.	92 72	200	A	Boston College	88 57
13	H	Rutgers	92 81					88	A	Florida St.	60 57	200	H	Boston College	88 42
16	A	Georgetown	46 71					88	H	Florida St.	67 60	207	H	Virginia Tech	79 48
21	A	Georgia Tech	77 65					97	H	Wake Forest	64 39	239	H	La.-Monroe	103 39
								98	A	North Carolina St.	73 61	241	H	Clemson	68 47
								98	H	North Carolina St.	78 68	264	H	Tex.-Pan American	83 37
												278	H	Longwood	92 43
												283	H	Prairie View	107 26
LAST 12 Division I GAMES:															
200	H	Boston College	88 42	241	H	Clemson	68 47								
9	A	Duke	64 74	200	A	Boston College	88 57								
88	H	Florida St.	67 60	97	H	Wake Forest	64 39								
98	A	North Carolina St.	73 61	207	H	Virginia Tech	79 48								
8	A	Maryland	76 74	49	A	Virginia	56 53								
83	H	North Carolina	61 37	88	A	Florida St.	60 57								

Non-Div I Games: Alas. Anchorage 72 55

Miami (FL)

■ Loss, 
 ■ Non-Conf, S Site, 
 ■ Home 
 ■ Away 
 N Neutral

Average RPI Win:	223	WON-LOST	WINNING	LAST 12	STRENGTH OF	OPP. STRENGTH	TEAM	ADJ.	CONF.	ADJ CONF.
Average RPI Loss:	88	RECORD	PCT. RANK	GAMES	SCHEDULE	OF SCHEDULE	RPI	RPI	RPI	RPI
DIV. I ONLY	20- 8	58	7- 5	199	146	93	93	12	12	
DIV. I NON-CONF.	10- 3	49	0- 0	193	198	75	75	13	13	
TOTALS	RPI 1-25	RPI 26-50	W-L RECORDS	RPI 51-100	RPI 101-150	RPI 150+				
20- 8	0- 0	0- 0	OVERALL	1- 6	2- 1	17- 1				
13- 2	0- 0	0- 0	HOME	1- 1	1- 0	11- 1				
7- 6	0- 0	0- 0	AWAY	0- 5	1- 1	6- 0				
0- 0	0- 0	0- 0	NEUTRAL	0- 0	0- 0	0- 0				
10- 3	0- 0	0- 0	NON-CONFERENCE	1- 2	2- 1	7- 0				
8- 0	0- 0	0- 0	HOME	1- 0	1- 0	6- 0				
2- 3	0- 0	0- 0	AWAY	0- 2	1- 1	1- 0				
0- 0	0- 0	0- 0	NEUTRAL	0- 0	0- 0	0- 0				
10- 5	0- 0	0- 0	CONFERENCE	0- 4	0- 0	10- 1				
5- 2	0- 0	0- 0	HOME	0- 1	0- 0	5- 1				
5- 3	0- 0	0- 0	AWAY	0- 3	0- 0	5- 0				
0- 0	0- 0	0- 0	NEUTRAL	0- 0	0- 0	0- 0				

RPI 1-25			RPI 26-50			RPI 51-100			Team's RPI: 93	RPI 101+		
RPI	S	Opponent	Score	RPI	S	Opponent	Score	RPI	S	Opponent	Score	
						51	A Temple	36	70	129	A Stetson	62 71
						58	A Eastern Mich.	66	77	134	H Wright St.	70 63
						59	A Bowling Green	55	64	150	A Robert Morris	61 50
						59	H Bowling Green	58	61	167	A Central Mich.	79 57
						75	A Duquesne	63	64	174	A Marshall	56 49
						81	A Toledo	66	79	192	H Northern Ill.	58 70
						96	H Cincinnati	74	69	202	H Northeastern	75 55
										204	A Akron	95 85
										204	H Akron	84 76
										206	H Indiana	77 72
										213	A Buffalo	66 50
										213	H Buffalo	72 51
										237	H Iona	92 77
										251	A Ohio	67 47
										256	H Massachusetts	81 56
										266	H Eastern Ky.	60 55
										270	H Ball St.	72 61
										298	A Kent St.	69 65
										298	H Kent St.	73 55
										299	H Western Mich.	82 67
										331	H Chicago St.	74 60
LAST 12 Division I GAMES:												
						59	A Bowling Green	55	64	167	A Central Mich.	79 57
						204	H Akron	84	76	270	H Ball St.	72 61
						213	A Buffalo	66	50	81	A Toledo	66 79
						298	A Kent St.	69	65	299	H Western Mich.	82 67
						192	H Northern Ill.	58	70	59	H Bowling Green	58 61
						58	A Eastern Mich.	66	77	251	A Ohio	67 47

Non-Div I Games:

Miami (OH)

■ Loss, 
 ■ Non-Conf, 
 ■ S Site, 
 ■ H Home 
 ■ A Away 
 N Neutral



## Michigan

Average RPI Win:	125	WON-LOST	WINNING	LAST 12	STRENGTH OF	OPP. STRENGTH	TEAM	ADJ.	CONF.	ADJ CONF.
Average RPI Loss:	47	RECORD	PCT. RANK	GAMES	SCHEDULE	OF SCHEDULE	RPI	RPI	RPI	RPI
DIV. I ONLY	19- 10	85	6- 6	55	16	45	45	5	5	
DIV. I NON-CONF.	11- 2	24	0- 0	67	8	13	13	4	4	

TOTALS	RPI 1-25	RPI 26-50	W-L RECORDS	RPI 51-100	RPI 101-150	RPI 150+
19- 10	1- 3	3- 3	OVERALL	1- 3	9- 0	5- 1
9- 4	1- 1	1- 2	HOME	1- 1	4- 0	2- 0
7- 6	0- 2	2- 1	AWAY	0- 2	3- 0	2- 1
3- 0	0- 0	0- 0	NEUTRAL	0- 0	2- 0	1- 0
11- 2	0- 1	2- 0	NON-CONFERENCE	1- 1	5- 0	3- 0
5- 0	0- 0	1- 0	HOME	1- 0	2- 0	1- 0
3- 2	0- 1	1- 0	AWAY	0- 1	1- 0	1- 0
3- 0	0- 0	0- 0	NEUTRAL	0- 0	2- 0	1- 0
8- 8	1- 2	1- 3	CONFERENCE	0- 2	4- 0	2- 1
4- 4	1- 1	0- 2	HOME	0- 1	2- 0	1- 0
4- 4	0- 1	1- 1	AWAY	0- 1	2- 0	1- 1
0- 0	0- 0	0- 0	NEUTRAL	0- 0	0- 0	0- 0

RPI 1-25				RPI 26-50				Team's RPI: 45	RPI 51-100				RPI 101+			
RPI	S	Opponent	Score	RPI	S	Opponent	Score		RPI	S	Opponent	Score	RPI	S	Opponent	Score
8	A	Maryland	65 74	30	H	Purdue	49 60		54	A	Michigan St.	55 60	111	A	Illinois	70 50
19	A	Penn St.	63 78	36	A	Iowa	71 79		54	H	Michigan St.	63 65	114	H	Utah	55 50
19	H	Penn St.	56 77	36	H	Iowa	57 58		58	A	Eastern Mich.	64 77	118	A	Northwestern	58 48
22	H	Ohio St.	73 62	37	A	Florida	69 66		92	H	Illinois St.	76 59	118	H	Northwestern	79 68
				39	A	Nebraska	63 52						123	N	Washington St.	69 39
				46	H	Iowa St.	56 49						126	H	Minnesota	61 57
													127	A	Detroit	61 51
													135	N	Marquette	71 51
													137	H	Indiana St.	72 44
													155	A	Wisconsin	60 66
													159	H	Fla. Atlantic	73 51
													170	A	Seton Hall	51 47
													206	A	Indiana	61 48
													206	H	Indiana	66 48
													283	N	Prairie View	59 53
LAST 12 Division I GAMES:																
36	A	Iowa	71 79	118	H	Northwestern	79 68									
30	H	Purdue	49 60	155	A	Wisconsin	60 66									
206	A	Indiana	61 48	19	H	Penn St.	56 77									
36	H	Iowa	57 58	206	H	Indiana	66 48									
39	A	Nebraska	63 52	118	A	Northwestern	58 48									
54	H	Michigan St.	63 65	126	H	Minnesota	61 57									

Non-Div I Games:

Michigan

■ Loss, 
■ Non-Conf, 
■ S Site, 
■ H Home 
■ A Away 
N Neutral

Average RPI Win:	141	WON-LOST	WINNING	LAST 12	STRENGTH OF	OPP. STRENGTH	TEAM	ADJ.	CONF.	ADJ CONF.
Average RPI Loss:	69	RECORD	PCT. RANK	GAMES	SCHEDULE	OF SCHEDULE	RPI	RPI	RPI	RPI
DIV. I ONLY	19- 10	85	7- 5	58	55	54	54	5	5	
DIV. I NON-CONF.	8- 5	107	0- 0	123	86	115	115	4	4	
TOTALS	RPI 1-25	RPI 26-50	W-L RECORDS	RPI 51-100	RPI 101-150	RPI 150+				
19- 10	2- 2	4- 3	OVERALL	1- 2	3- 2	9- 1				
11- 3	1- 2	3- 0	HOME	1- 0	2- 1	4- 0				
6- 5	1- 0	1- 2	AWAY	0- 2	1- 1	3- 0				
2- 2	0- 0	0- 1	NEUTRAL	0- 0	0- 0	2- 1				
8- 5	0- 1	0- 1	NON-CONFERENCE	1- 2	1- 0	6- 1				
5- 1	0- 1	0- 0	HOME	1- 0	1- 0	3- 0				
1- 2	0- 0	0- 0	AWAY	0- 2	0- 0	1- 0				
2- 2	0- 0	0- 1	NEUTRAL	0- 0	0- 0	2- 1				
11- 5	2- 1	4- 2	CONFERENCE	0- 0	2- 2	3- 0				
6- 2	1- 1	3- 0	HOME	0- 0	1- 1	1- 0				
5- 3	1- 0	1- 2	AWAY	0- 0	1- 1	2- 0				
0- 0	0- 0	0- 0	NEUTRAL	0- 0	0- 0	0- 0				

RPI 1-25				RPI 26-50				RPI 51-100 Team's RPI: 54				RPI 101+			
RPI	S	Opponent	Score	RPI	S	Opponent	Score	RPI	S	Opponent	Score	RPI	S	Opponent	Score
11	H	Miami (FL)	60 76	30	A	Purdue	49 67	55	A	Texas	53 61	111	H	Illinois	62 71
19	A	Penn St.	75 65	30	H	Purdue	67 52	58	H	Eastern Mich.	60 59	118	A	Northwestern	76 57
19	H	Penn St.	83 77	35	N	Villanova	64 75	65	A	Fla. Gulf Coast	58 59	118	H	Northwestern	72 58
22	H	Ohio St.	56 64	36	A	Iowa	57 74					126	A	Minnesota	65 71
				39	H	Nebraska	73 53					127	H	Detroit	64 41
				45	A	Michigan	65 63					155	A	Wisconsin	62 46
				45	H	Michigan	60 55					178	N	Colorado St.	72 45
												196	N	Pittsburgh	54 64
												206	A	Indiana	63 49
												206	H	Indiana	67 47
												227	A	Milwaukee	70 57
												233	H	Oakland	67 42
												262	N	N.C. A&T	113 60
												288	H	IPFW	62 56
												299	H	Western Mich.	80 45
LAST 12 Division I GAMES:															
118	A	Northwestern	76 57	45	A	Michigan	65 63								
39	H	Nebraska	73 53	19	H	Penn St.	83 77								
30	H	Purdue	67 52	111	H	Illinois	62 71								
155	A	Wisconsin	62 46	30	A	Purdue	49 67								
36	A	Iowa	57 74	126	A	Minnesota	65 71								
118	H	Northwestern	72 58	22	H	Ohio St.	56 64								

Non-Div I Games:

Michigan St.

■ Loss, 
 ■ Non-Conf, 
 ■ S Site, 
 ■ H Home 
 ■ A Away 
 N Neutral

Average RPI Win:	197	WON-LOST	WINNING	LAST 12	STRENGTH OF	OPP. STRENGTH	TEAM	ADJ.	CONF.	ADJ CONF.
Average RPI Loss:	21	RECORD	PCT. RANK	GAMES	SCHEDULE	OF SCHEDULE	RPI	RPI	RPI	RPI
DIV. I ONLY	24- 5	17	12- 0	114	111	38	38	17	17	
DIV. I NON-CONF.	8- 5	107	0- 0	31	14	57	57	14	14	
TOTALS	RPI 1-25	RPI 26-50	W-L RECORDS	RPI 51-100	RPI 101-150	RPI 150+				
24- 5	1- 3	0- 2	OVERALL	2- 0	4- 0	17- 0				
13- 2	1- 1	0- 1	HOME	1- 0	2- 0	9- 0				
10- 3	0- 2	0- 1	AWAY	0- 0	2- 0	8- 0				
1- 0	0- 0	0- 0	NEUTRAL	1- 0	0- 0	0- 0				
8- 5	1- 3	0- 2	NON-CONFERENCE	2- 0	0- 0	5- 0				
5- 2	1- 1	0- 1	HOME	1- 0	0- 0	3- 0				
2- 3	0- 2	0- 1	AWAY	0- 0	0- 0	2- 0				
1- 0	0- 0	0- 0	NEUTRAL	1- 0	0- 0	0- 0				
16- 0	0- 0	0- 0	CONFERENCE	0- 0	4- 0	12- 0				
8- 0	0- 0	0- 0	HOME	0- 0	2- 0	6- 0				
8- 0	0- 0	0- 0	AWAY	0- 0	2- 0	6- 0				
0- 0	0- 0	0- 0	NEUTRAL	0- 0	0- 0	0- 0				

RPI 1-25				RPI 26-50				Team's RPI: 38				RPI 51-100				RPI 101+			
RPI	S	Opponent	Score	RPI	S	Opponent	Score	RPI	S	Opponent	Score	RPI	S	Opponent	Score	RPI	S	Opponent	Score
5	A	Tennessee	43 82	28	H	Arkansas	53 59	60	H	South Dakota St.	59 49	121	H	UALR	59 51				
10	H	Kentucky	70 58	33	A	James Madison	46 60	82	N	UNC Wilmington	79 60	124	A	Denver	75 63				
19	A	Penn St.	49 65									146	A	FIU	74 60				
21	H	Georgia Tech	47 58									146	H	FIU	58 53				
												159	A	Fla. Atlantic	55 37				
												159	H	Fla. Atlantic	65 41				
												177	A	South Ala.	60 53				
												177	H	South Ala.	60 39				
												187	A	Xavier	65 49				
												195	A	North Texas	70 68				
												218	H	Arkansas St.	71 62				
												230	H	Tennessee Tech	74 55				
												234	A	Western Ky.	77 62				
												234	H	Western Ky.	67 64				
												239	A	La.-Monroe	67 53				
												272	A	East Tenn. St.	78 63				
												282	H	Austin Peay	69 63				
												300	H	Tennessee St.	94 53				
												306	H	La.-Lafayette	104 53				
												336	A	Troy	72 66				
												336	H	Troy	82 52				
LAST 12 Division I GAMES:																			
				234	A	Western Ky.	77 62					195	A	North Texas	70 68				
				239	A	La.-Monroe	67 53					336	H	Troy	82 52				
				159	H	Fla. Atlantic	65 41					177	A	South Ala.	60 53				
				121	H	UALR	59 51					218	H	Arkansas St.	71 62				
				234	H	Western Ky.	67 64					159	A	Fla. Atlantic	55 37				
				124	A	Denver	75 63					146	A	FIU	74 60				

Non-Div I Games:

Middle Tenn.

Average RPI Win: <b>231</b>	WON-LOST	WINNING	LAST 12	STRENGTH OF	OPP. STRENGTH	TEAM	ADJ.	CONF.	ADJ CONF.
Average RPI Loss: <b>141</b>	RECORD	PCT. RANK	GAMES	SCHEDULE	OF SCHEDULE	RPI	RPI	RPI	RPI
DIV. I ONLY	9- 18	260	5- 7	135	130	227	227	13	13
DIV. I NON-CONF.	4- 7	229	0- 1	114	39	183	183	17	17
TOTALS	RPI 1-25	RPI 26-50	W-L RECORDS	RPI 51-100	RPI 101-150	RPI 150+			
9- 18	0- 2	0- 2	OVERALL	1- 1	0- 5	8- 8			
5- 9	0- 0	0- 1	HOME	1- 1	0- 3	4- 4			
4- 9	0- 2	0- 1	AWAY	0- 0	0- 2	4- 4			
0- 0	0- 0	0- 0	NEUTRAL	0- 0	0- 0	0- 0			
4- 7	0- 2	0- 0	NON-CONFERENCE	1- 1	0- 1	3- 3			
2- 3	0- 0	0- 0	HOME	1- 1	0- 1	1- 1			
2- 4	0- 2	0- 0	AWAY	0- 0	0- 0	2- 2			
0- 0	0- 0	0- 0	NEUTRAL	0- 0	0- 0	0- 0			
5- 11	0- 0	0- 2	CONFERENCE	0- 0	0- 4	5- 5			
3- 6	0- 0	0- 1	HOME	0- 0	0- 2	3- 3			
2- 5	0- 0	0- 1	AWAY	0- 0	0- 2	2- 2			
0- 0	0- 0	0- 0	NEUTRAL	0- 0	0- 0	0- 0			

RPI 1-25				RPI 26-50				RPI 51-100				RPI 101+ Team's RPI: 227			
RPI	S	Opponent	Score	RPI	S	Opponent	Score	RPI	S	Opponent	Score	RPI	S	Opponent	Score
1	A	Baylor	41 <b>72</b>	27	A	Green Bay	39 <b>85</b>	54	H	Michigan St.	57 <b>70</b>	127	A	Detroit	48 <b>71</b>
15	A	Oklahoma	50 <b>72</b>	27	H	Green Bay	53 <b>88</b>	81	H	Toledo	60 57	127	H	Detroit	48 <b>62</b>
												134	A	Wright St.	72 <b>75</b>
												134	H	Wright St.	52 <b>64</b>
												143	H	Seattle	56 <b>63</b>
												154	A	Drake	51 <b>63</b>
												155	H	Wisconsin	51 <b>68</b>
												163	H	Ill.-Chicago	41 <b>67</b>
												165	A	Bradley	71 67
												211	A	Butler	63 <b>76</b>
												211	H	Butler	54 52
												221	H	Loyola Chicago	73 <b>81</b>
												240	A	Youngstown St.	76 71
												240	H	Youngstown St.	76 68
												254	A	Western Ill.	79 66
												269	A	Cleveland St.	68 <b>70</b>
												269	H	Cleveland St.	58 <b>68</b>
												280	A	Valparaiso	55 47
												280	H	Valparaiso	50 31
												299	A	Western Mich.	63 <b>69</b>
												331	H	Chicago St.	79 48
LAST 12 Division I GAMES:															
280	H	Valparaiso	50 31	27	A	Green Bay	39 <b>85</b>	143	H	Seattle	56 <b>63</b>				
211	H	Butler	54 52					211	A	Butler	63 <b>76</b>				
269	A	Cleveland St.	68 <b>70</b>					280	A	Valparaiso	55 47				
240	A	Youngstown St.	76 71					240	H	Youngstown St.	76 68				
127	H	Detroit	48 <b>62</b>					269	H	Cleveland St.	58 <b>68</b>				
134	H	Wright St.	52 <b>64</b>												

Non-Div I Games:

Milwaukee

■ Loss, 
 ■ Non-Conf, 
 ■ S Site, 
 ■ H Home 
 ■ A Away 
 N Neutral

Average RPI Win:	163	WON-LOST	WINNING	LAST 12	STRENGTH OF	OPP. STRENGTH	TEAM	ADJ.	CONF.	ADJ CONF.
Average RPI Loss:	61	RECORD	PCT. RANK	GAMES	SCHEDULE	OF SCHEDULE	RPI	RPI	RPI	RPI
DIV. I ONLY	14- 16	184	4- 8	40	61	126	126	5	5	
DIV. I NON-CONF.	8- 6	128	0- 0	126	83	148	148	4	4	
TOTALS	RPI 1-25	RPI 26-50	W-L RECORDS	RPI 51-100	RPI 101-150	RPI 150+				
14- 16	1- 4	2- 5	OVERALL	1- 4	3- 2	7- 1				
11- 4	1- 2	1- 1	HOME	1- 0	2- 0	6- 1				
1- 9	0- 2	0- 4	AWAY	0- 1	1- 2	0- 0				
2- 3	0- 0	1- 0	NEUTRAL	0- 3	0- 0	1- 0				
8- 6	0- 1	1- 0	NON-CONFERENCE	0- 4	1- 1	6- 0				
6- 1	0- 1	0- 0	HOME	0- 0	1- 0	5- 0				
0- 2	0- 0	0- 0	AWAY	0- 1	0- 1	0- 0				
2- 3	0- 0	1- 0	NEUTRAL	0- 3	0- 0	1- 0				
6- 10	1- 3	1- 5	CONFERENCE	1- 0	2- 1	1- 1				
5- 3	1- 1	1- 1	HOME	1- 0	1- 0	1- 1				
1- 7	0- 2	0- 4	AWAY	0- 0	1- 1	0- 0				
0- 0	0- 0	0- 0	NEUTRAL	0- 0	0- 0	0- 0				

RPI	S	Opponent	Score	RPI	S	Opponent	Score	RPI	S	Opponent	Score	RPI	S	Opponent	Score	Team's RPI: 126
1	H	Baylor	60 89	28	N	Arkansas	68 60	54	H	Michigan St.	71 65	111	A	Illinois	67 72	
19	A	Penn St.	51 74	30	A	Purdue	53 57	68	N	Quinnipiac	62 64	111	H	Illinois	60 53	
19	H	Penn St.	65 68	30	H	Purdue	55 72	87	N	South Fla.	52 60	118	A	Northwestern	68 60	
22	A	Ohio St.	56 81	36	A	Iowa	58 75	88	N	Florida St.	56 68	120	H	Harvard	79 53	
22	H	Ohio St.	76 65	39	A	Nebraska	49 64	97	A	Wake Forest	65 82	124	A	Denver	63 72	
				39	H	Nebraska	64 58					155	H	Wisconsin	72 78	
				45	A	Michigan	57 61					206	H	Indiana	84 43	
												207	N	Virginia Tech	65 64	
												231	H	Binghamton	65 40	
												246	H	North Dakota St.	80 41	
												268	H	Alcorn St.	75 46	
												311	H	Air Force	81 46	
												323	H	NJIT	71 47	
LAST 12 Division I GAMES:																
19	A	Penn St.	51 74	111	A	Illinois	67 72									
22	A	Ohio St.	56 81	22	H	Ohio St.	76 65									
111	H	Illinois	60 53	155	H	Wisconsin	72 78									
39	H	Nebraska	64 58	39	A	Nebraska	49 64									
36	A	Iowa	58 75	54	H	Michigan St.	71 65									
19	H	Penn St.	65 68	45	A	Michigan	57 61									

Non-Div I Games:

Minnesota

■ Loss, 
■ Non-Conf, 
■ S Site, 
■ H Home 
■ A Away 
N Neutral

Average RPI Win:	214	WON-LOST	WINNING	LAST 12	STRENGTH OF	OPP. STRENGTH	TEAM	ADJ.	CONF.	ADJ CONF.
Average RPI Loss:	35	RECORD	PCT. RANK	GAMES	SCHEDULE	OF SCHEDULE	RPI	RPI	RPI	RPI
DIV. I ONLY	14- 15	173	3- 9	70	46	128	128	3	3	
DIV. I NON-CONF.	10- 3	49	0- 0	294	155	118	118	3	3	
TOTALS	RPI 1-25	RPI 26-50	W-L RECORDS	RPI 51-100	RPI 101-150	RPI 150+				
14- 15	0- 7	0- 6	OVERALL	1- 1	2- 0	11- 1				
10- 6	0- 4	0- 2	HOME	1- 0	2- 0	7- 0				
4- 8	0- 3	0- 4	AWAY	0- 0	0- 0	4- 1				
0- 1	0- 0	0- 0	NEUTRAL	0- 1	0- 0	0- 0				
10- 3	0- 1	0- 0	NON-CONFERENCE	1- 1	1- 0	8- 1				
8- 0	0- 0	0- 0	HOME	1- 0	1- 0	6- 0				
2- 2	0- 1	0- 0	AWAY	0- 0	0- 0	2- 1				
0- 1	0- 0	0- 0	NEUTRAL	0- 1	0- 0	0- 0				
4- 12	0- 6	0- 6	CONFERENCE	0- 0	1- 0	3- 0				
2- 6	0- 4	0- 2	HOME	0- 0	1- 0	1- 0				
2- 6	0- 2	0- 4	AWAY	0- 0	0- 0	2- 0				
0- 0	0- 0	0- 0	NEUTRAL	0- 0	0- 0	0- 0				

RPI	S	Opponent	Score	RPI	S	Opponent	Score	RPI	S	Opponent	Score	RPI	S	Opponent	Score	Team's RPI: 128
5	H	Tennessee	41 57	28	A	Arkansas	53 67	57	N	Oklahoma St.	71 78	112	H	Auburn	62 57	
6	A	Texas A&M	47 93	28	H	Arkansas	35 51	73	H	Tulane	70 55	148	H	Mississippi Val.	64 47	
10	A	Kentucky	40 88	29	A	LSU	49 53					175	A	Alabama	66 61	
10	H	Kentucky	40 76	29	H	LSU	48 53					177	H	South Ala.	63 47	
17	A	Georgia	60 70	32	A	South Carolina	43 69					187	H	Xavier	71 65	
17	H	Georgia	51 68	37	A	Florida	45 79					191	A	Ole Miss	51 46	
25	H	Vanderbilt	59 65									191	H	Ole Miss	53 50	
												194	A	Louisiana Tech	62 63	
												197	H	Southern Miss.	71 57	
												268	H	Alcorn St.	66 48	
												306	H	La.-Lafayette	72 38	
												315	A	Savannah St.	56 42	
												317	A	Nevada	67 63	
												340	H	Jacksonville St.	78 41	
LAST 12 Division I GAMES:																
10	H	Kentucky	40 76	25	H	Vanderbilt	59 65									
37	A	Florida	45 79	17	A	Georgia	60 70									
28	A	Arkansas	53 67	32	A	South Carolina	43 69									
5	H	Tennessee	41 57	28	H	Arkansas	35 51									
191	H	Ole Miss	53 50	112	H	Auburn	62 57									
29	A	LSU	49 53	191	A	Ole Miss	51 46									

Non-Div I Games:

Mississippi St.

■ Loss, 
 ■ Non-Conf, S Site, 
 ■ Home 
 ■ Away 
 N Neutral

Average RPI Win:	264	WON-LOST	WINNING	LAST 12	STRENGTH OF	OPP. STRENGTH	TEAM	ADJ.	CONF.	ADJ CONF.
Average RPI Loss:	122	RECORD	PCT. RANK	GAMES	SCHEDULE	OF SCHEDULE	RPI	RPI	RPI	RPI
DIV. I ONLY	12- 12	163	9- 3	149	257	148	148	32	32	
DIV. I NON-CONF.	0- 8	337	0- 0	3	1	184	184	32	32	
TOTALS	RPI 1-25	RPI 26-50	W-L RECORDS	RPI 51-100	RPI 101-150	RPI 150+				
12- 12	0- 2	0- 4	OVERALL	0- 0	0- 2	12- 4				
9- 0	0- 0	0- 0	HOME	0- 0	0- 0	9- 0				
3- 12	0- 2	0- 4	AWAY	0- 0	0- 2	3- 4				
0- 0	0- 0	0- 0	NEUTRAL	0- 0	0- 0	0- 0				
0- 8	0- 2	0- 4	NON-CONFERENCE	0- 0	0- 2	0- 0				
0- 0	0- 0	0- 0	HOME	0- 0	0- 0	0- 0				
0- 8	0- 2	0- 4	AWAY	0- 0	0- 2	0- 0				
0- 0	0- 0	0- 0	NEUTRAL	0- 0	0- 0	0- 0				
12- 4	0- 0	0- 0	CONFERENCE	0- 0	0- 0	12- 4				
9- 0	0- 0	0- 0	HOME	0- 0	0- 0	9- 0				
3- 4	0- 0	0- 0	AWAY	0- 0	0- 0	3- 4				
0- 0	0- 0	0- 0	NEUTRAL	0- 0	0- 0	0- 0				

RPI 1-25				RPI 26-50				RPI 51-100				RPI 101+ Team's RPI: 148			
RPI	S	Opponent	Score	RPI	S	Opponent	Score	RPI	S	Opponent	Score	RPI	S	Opponent	Score
1	A	Baylor	55 93	28	A	Arkansas	40 59					128	A	Mississippi St.	47 64
10	A	Kentucky	51 90	36	A	Iowa	80 86					135	A	Marquette	61 69
				39	A	Nebraska	53 99					184	A	Alabama A&M	69 67
				46	A	Iowa St.	47 77					184	H	Alabama A&M	73 44
												210	A	Southern U.	59 63
												210	H	Southern U.	78 61
												219	A	Grambling	67 63
												219	H	Grambling	63 55
												268	A	Alcorn St.	61 65
												268	H	Alcorn St.	66 58
												275	A	Alabama St.	62 65
												275	H	Alabama St.	65 50
												283	A	Prairie View	56 61
												283	H	Prairie View	63 56
												313	H	Jackson St.	66 56
												337	H	Ark.-Pine Bluff	92 50
												339	A	Texas Southern	68 54
												339	H	Texas Southern	82 48
LAST 12 Division I GAMES:															
				219	A	Grambling	67 63					275	H	Alabama St.	65 50
				339	H	Texas Southern	82 48					219	H	Grambling	63 55
				283	H	Prairie View	63 56					313	H	Jackson St.	66 56
				210	A	Southern U.	59 63					339	A	Texas Southern	68 54
				268	A	Alcorn St.	61 65					283	A	Prairie View	56 61
				184	H	Alabama A&M	73 44					210	H	Southern U.	78 61

Non-Div I Games: Rust 79 44 Talladega 63 33 Concordia-Selma 76 43

Mississippi Val.

Loss, Non-Conf, S Site, H Home A Away N Neutral

Average RPI Win:	183	WON-LOST	WINNING	LAST 12	STRENGTH OF	OPP. STRENGTH	TEAM	ADJ.	CONF.	ADJ CONF.
Average RPI Loss:	36	RECORD	PCT. RANK	GAMES	SCHEDULE	OF SCHEDULE	RPI	RPI	RPI	RPI
DIV. I ONLY	12- 15	205	2- 10	17	37	102	102	1	1	
DIV. I NON-CONF.	10- 1	14	0- 0	149	339	57	57	1	1	
TOTALS	RPI 1-25	RPI 26-50	W-L RECORDS	RPI 51-100	RPI 101-150	RPI 150+				
12- 15	1- 7	1- 3	OVERALL	1- 4	2- 1	7- 0				
8- 8	1- 3	0- 2	HOME	1- 2	2- 1	4- 0				
4- 7	0- 4	1- 1	AWAY	0- 2	0- 0	3- 0				
0- 0	0- 0	0- 0	NEUTRAL	0- 0	0- 0	0- 0				
10- 1	0- 0	0- 0	NON-CONFERENCE	1- 0	2- 1	7- 0				
7- 1	0- 0	0- 0	HOME	1- 0	2- 1	4- 0				
3- 0	0- 0	0- 0	AWAY	0- 0	0- 0	3- 0				
0- 0	0- 0	0- 0	NEUTRAL	0- 0	0- 0	0- 0				
2- 14	1- 7	1- 3	CONFERENCE	0- 4	0- 0	0- 0				
1- 7	1- 3	0- 2	HOME	0- 2	0- 0	0- 0				
1- 7	0- 4	1- 1	AWAY	0- 2	0- 0	0- 0				
0- 0	0- 0	0- 0	NEUTRAL	0- 0	0- 0	0- 0				

RPI	S	Opponent	Score	RPI	S	Opponent	Score	RPI	S	Opponent	Score	RPI	S	Opponent	Score	Team's RPI: 102
1	A	Baylor	46 90	42	A	Kansas	70 65	55	A	Texas	58 75	110	H	Eastern Ill.	56 54	
1	H	Baylor	41 71	42	H	Kansas	63 72	57	H	Oklahoma St.	58 62	118	H	Northwestern	70 74	
6	A	Texas A&M	52 78	46	A	Iowa St.	59 66	62	A	Texas Tech	49 76	134	H	Wright St.	92 62	
6	H	Texas A&M	52 56	46	H	Iowa St.	52 65	62	H	Texas Tech	63 69	160	H	Sam Houston St.	66 48	
12	A	Kansas St.	46 72					76	H	Memphis	58 48	225	H	North Dakota	69 52	
12	H	Kansas St.	61 56									249	A	Saint Louis	68 56	
15	A	Oklahoma	60 64									265	H	North Florida	67 46	
15	H	Oklahoma	59 62									291	A	UTSA	70 50	
												303	H	Evansville	74 51	
												326	A	A&M-Corpus Christi	75 58	
LAST 12 Division I GAMES:																
12	H	Kansas St.	61 56	62	A	Texas Tech	49 76									
46	A	Iowa St.	59 66	1	H	Baylor	41 71									
42	A	Kansas	70 65	15	H	Oklahoma	59 62									
6	H	Texas A&M	52 56	55	A	Texas	58 75									
15	A	Oklahoma	60 64	57	H	Oklahoma St.	58 62									
46	H	Iowa St.	52 65	6	A	Texas A&M	52 78									

Non-Div I Games:

Missouri

■ Loss, 
 ■ Non-Conf, S Site, 
 ■ Home 
 ■ Away 
 N Neutral



Average RPI Win:	173	WON-LOST	WINNING	LAST 12	STRENGTH OF	OPP. STRENGTH	TEAM	ADJ.	CONF.	ADJ CONF.
Average RPI Loss:	99	RECORD	PCT. RANK	GAMES	SCHEDULE	OF SCHEDULE	RPI	RPI	RPI	RPI
DIV. I ONLY	20- 6	30	10- 2	133	92	44	44	10	10	
DIV. I NON-CONF.	7- 3	85	0- 0	111	53	71	71	10	10	
TOTALS	RPI 1-25	RPI 26-50	W-L RECORDS	RPI 51-100	RPI 101-150	RPI 150+				
20- 6	0- 2	0- 0	OVERALL	4- 1	5- 2	11- 1				
11- 1	0- 1	0- 0	HOME	2- 0	3- 0	6- 0				
9- 5	0- 1	0- 0	AWAY	2- 1	2- 2	5- 1				
0- 0	0- 0	0- 0	NEUTRAL	0- 0	0- 0	0- 0				
7- 3	0- 2	0- 0	NON-CONFERENCE	0- 1	2- 0	5- 0				
4- 1	0- 1	0- 0	HOME	0- 0	1- 0	3- 0				
3- 2	0- 1	0- 0	AWAY	0- 1	1- 0	2- 0				
0- 0	0- 0	0- 0	NEUTRAL	0- 0	0- 0	0- 0				
13- 3	0- 0	0- 0	CONFERENCE	4- 0	3- 2	6- 1				
7- 0	0- 0	0- 0	HOME	2- 0	2- 0	3- 0				
6- 3	0- 0	0- 0	AWAY	2- 0	1- 2	3- 1				
0- 0	0- 0	0- 0	NEUTRAL	0- 0	0- 0	0- 0				

RPI 1-25				RPI 26-50		Team's RPI: 44		RPI 51-100				RPI 101+			
RPI	S	Opponent	Score	RPI	S	Opponent	Score	RPI	S	Opponent	Score	RPI	S	Opponent	Score
12	A	Kansas St.	63 65					57	A	Oklahoma St.	57 80	103	A	Oral Roberts	85 79
18	H	Louisville	64 73					79	A	Creighton	63 55	105	A	Wichita St.	51 53
								79	H	Creighton	70 60	105	H	Wichita St.	85 67
								92	A	Illinois St.	80 76	121	H	UALR	73 50
								92	H	Illinois St.	83 68	137	A	Indiana St.	68 58
												137	H	Indiana St.	84 70
												140	A	UNI	54 62
												154	A	Drake	69 66
												154	H	Drake	78 46
												165	A	Bradley	79 70
												194	A	Louisiana Tech	78 65
												195	H	North Texas	78 67
												218	A	Arkansas St.	77 68
												259	A	Southern Ill.	72 78
												259	H	Southern Ill.	81 61
												272	H	East Tenn. St.	81 70
												292	H	Morgan St.	104 74
												303	A	Evansville	74 49
												303	H	Evansville	76 62
LAST 12 Division I GAMES:															
				92	A	Illinois St.	80 76					154	A	Drake	69 66
				137	A	Indiana St.	68 58					92	H	Illinois St.	83 68
				259	H	Southern Ill.	81 61					137	H	Indiana St.	84 70
				303	H	Evansville	76 62					303	A	Evansville	74 49
				105	H	Wichita St.	85 67					259	A	Southern Ill.	72 78
				79	A	Creighton	63 55					105	A	Wichita St.	51 53

Non-Div I Games:

Missouri St.

Average RPI Win:	212	WON-LOST	WINNING	LAST 12	STRENGTH OF	OPP. STRENGTH	TEAM	ADJ.	CONF.	ADJ CONF.
Average RPI Loss:	159	RECORD	PCT. RANK	GAMES	SCHEDULE	OF SCHEDULE	RPI	RPI	RPI	RPI
DIV. I ONLY	16- 12	126	8- 4	197	199	156	156	15	15	
DIV. I NON-CONF.	5- 6	191	0- 0	228	171	220	220	22	22	
TOTALS	RPI 1-25	RPI 26-50	W-L RECORDS	RPI 51-100	RPI 101-150	RPI 150+				
16- 12	0- 1	1- 0	OVERALL	1- 2	3- 1	11- 8				
9- 4	0- 0	1- 0	HOME	1- 1	2- 0	5- 3				
5- 8	0- 1	0- 0	AWAY	0- 1	1- 1	4- 5				
2- 0	0- 0	0- 0	NEUTRAL	0- 0	0- 0	2- 0				
5- 6	0- 1	1- 0	NON-CONFERENCE	0- 1	0- 0	4- 4				
3- 2	0- 0	1- 0	HOME	0- 0	0- 0	2- 2				
0- 4	0- 1	0- 0	AWAY	0- 1	0- 0	0- 2				
2- 0	0- 0	0- 0	NEUTRAL	0- 0	0- 0	2- 0				
11- 6	0- 0	0- 0	CONFERENCE	1- 1	3- 1	7- 4				
6- 2	0- 0	0- 0	HOME	1- 1	2- 0	3- 1				
5- 4	0- 0	0- 0	AWAY	0- 0	1- 1	4- 3				
0- 0	0- 0	0- 0	NEUTRAL	0- 0	0- 0	0- 0				

RPI 1-25				RPI 26-50				RPI 51-100				RPI 101+ Team's RPI: 156			
RPI	S	Opponent	Score	RPI	S	Opponent	Score	RPI	S	Opponent	Score	RPI	S	Opponent	Score
16	A	Georgetown	44 64	35	H	Villanova	49 48	68	H	Quinnipiac	63 75	119	A	LIU Brooklyn	67 57
								71	H	Sacred Heart	70 50	119	H	LIU Brooklyn	55 54
								97	A	Wake Forest	54 88	150	A	Robert Morris	54 57
												150	H	Robert Morris	75 66
												151	H	UMBC	64 68
												161	A	Saint Francis (PA)	69 82
												161	H	Saint Francis (PA)	66 45
												180	N	Lehigh	75 73
												183	A	Manhattan	59 71
												190	H	Winthrop	54 88
												193	A	Mt. St. Mary's	56 60
												193	H	Mt. St. Mary's	59 52
												217	A	Central Conn. St.	59 56
												229	A	East Carolina	52 75
												235	A	Fairleigh Dickinson	64 60
												235	H	Fairleigh Dickinson	64 72
												238	A	Bryant	49 55
												286	H	Norfolk St.	69 62
												308	N	Lafayette	58 54
												324	A	St. Francis (NY)	53 44
												325	H	Saint Peter's	73 64
												334	A	Wagner	70 54
												334	H	Wagner	65 42
LAST 12 Division I GAMES:															
				119	H	LIU Brooklyn	55 54					68	H	Quinnipiac	63 75
				193	A	Mt. St. Mary's	56 60					217	A	Central Conn. St.	59 56
				334	A	Wagner	70 54					238	A	Bryant	49 55
				235	A	Fairleigh Dickinson	64 60					161	H	Saint Francis (PA)	66 45
				235	H	Fairleigh Dickinson	64 72					150	H	Robert Morris	75 66
				71	H	Sacred Heart	70 50					324	A	St. Francis (NY)	53 44

Non-Div I Games:

Monmouth

Loss, Non-Conf, S Site, H Home A Away N Neutral

Montana

Through Games Of Sunday, February 26, 2012

Average RPI Win: <b>225</b>	WON-LOST	WINNING	LAST 12	STRENGTH OF	OPP. STRENGTH	TEAM	ADJ.	CONF.	ADJ CONF.
Average RPI Loss: <b>125</b>	RECORD	PCT. RANK	GAMES	SCHEDULE	OF SCHEDULE	RPI	RPI	RPI	RPI
DIV. I ONLY	<b>14- 11</b>	<b>136</b>	<b>8- 4</b>	<b>157</b>	<b>184</b>	<b>158</b>	<b>158</b>	<b>18</b>	<b>18</b>
DIV. I NON-CONF.	<b>5- 6</b>	<b>191</b>	<b>0- 0</b>	<b>124</b>	<b>212</b>	<b>182</b>	<b>182</b>	<b>16</b>	<b>16</b>
TOTALS	RPI 1-25	RPI 26-50	W-L RECORDS	RPI 51-100	RPI 101-150	RPI 150+			
14- 11	0- 1	0- 0	OVERALL	0- 3	4- 5	10- 2			
9- 4	0- 0	0- 0	HOME	0- 1	2- 2	7- 1			
5- 5	0- 1	0- 0	AWAY	0- 1	2- 2	3- 1			
0- 2	0- 0	0- 0	NEUTRAL	0- 1	0- 1	0- 0			
5- 6	0- 1	0- 0	NON-CONFERENCE	0- 1	1- 2	4- 2			
4- 1	0- 0	0- 0	HOME	0- 0	1- 0	3- 1			
1- 3	0- 1	0- 0	AWAY	0- 0	0- 1	1- 1			
0- 2	0- 0	0- 0	NEUTRAL	0- 1	0- 1	0- 0			
9- 5	0- 0	0- 0	CONFERENCE	0- 2	3- 3	6- 0			
5- 3	0- 0	0- 0	HOME	0- 1	1- 2	4- 0			
4- 2	0- 0	0- 0	AWAY	0- 1	2- 1	2- 0			
0- 0	0- 0	0- 0	NEUTRAL	0- 0	0- 0	0- 0			

RPI S	Opponent	Score	RPI S	Opponent	Score	RPI S	Opponent	Score	RPI S	Opponent	Score	Team's RPI: 158
24	A Gonzaga	54 <b>70</b>				53	N St. Mary's (CA)	65 <b>67</b>	124	A Denver	52 <b>53</b>	
						74	A Idaho St.	48 <b>54</b>	132	A Montana St.	61 54	
						74	H Idaho St.	51 <b>58</b>	132	H Montana St.	77 59	
									133	N Samford	45 <b>59</b>	
									139	A Northern Colo.	42 <b>59</b>	
									139	H Northern Colo.	54 <b>56</b>	
									142	H Utah St.	61 60	
									149	A Eastern Wash.	53 46	
									149	H Eastern Wash.	57 <b>67</b>	
									182	A Portland	46 <b>55</b>	
									197	H Southern Miss.	79 64	
									199	H Portland St.	78 56	
									225	H North Dakota	60 39	
									232	A Wyoming	69 59	
									244	A Sacramento St.	88 79	
									244	H Sacramento St.	79 54	
									279	H Idaho	64 57	
									289	H CSU Bakersfield	56 <b>64</b>	
									302	H Northern Ariz.	60 48	
									335	A Weber St.	62 52	
									335	H Weber St.	77 70	
LAST 12 Division I GAMES:												
132	H Montana St.	77 59	199	H Portland St.	78 56							
335	A Weber St.	62 52	149	H Eastern Wash.	57 <b>67</b>							
139	H Northern Colo.	54 <b>56</b>	244	A Sacramento St.	88 79							
244	H Sacramento St.	79 54	139	A Northern Colo.	42 <b>59</b>							
74	A Idaho St.	48 <b>54</b>	335	H Weber St.	77 70							
132	A Montana St.	61 54	302	H Northern Ariz.	60 48							

Non-Div I Games: Montana Western 70 50 Montana Tech 76 45

Montana

Loss, Non-Conf, S Site, H Home A Away N Neutral

Average RPI Win:	211	WON-LOST	WINNING	LAST 12	STRENGTH OF	OPP. STRENGTH	TEAM	ADJ.	CONF.	ADJ CONF.
Average RPI Loss:	127	RECORD	PCT. RANK	GAMES	SCHEDULE	OF SCHEDULE	RPI	RPI	RPI	RPI
DIV. I ONLY	15- 10	109	8- 4	151	158	132	132	18	18	
DIV. I NON-CONF.	6- 4	117	0- 0	120	119	102	102	16	16	
TOTALS	RPI 1-25	RPI 26-50	W-L RECORDS	RPI 51-100	RPI 101-150	RPI 150+				
15- 10	0- 1	0- 0	OVERALL	1- 2	3- 3	11- 4				
7- 4	0- 0	0- 0	HOME	0- 1	2- 1	5- 2				
7- 3	0- 0	0- 0	AWAY	1- 1	1- 1	5- 1				
1- 3	0- 1	0- 0	NEUTRAL	0- 0	0- 1	1- 1				
6- 4	0- 1	0- 0	NON-CONFERENCE	0- 1	1- 1	5- 1				
3- 0	0- 0	0- 0	HOME	0- 0	1- 0	2- 0				
2- 1	0- 0	0- 0	AWAY	0- 1	0- 0	2- 0				
1- 3	0- 1	0- 0	NEUTRAL	0- 0	0- 1	1- 1				
9- 6	0- 0	0- 0	CONFERENCE	1- 1	2- 2	6- 3				
4- 4	0- 0	0- 0	HOME	0- 1	1- 1	3- 2				
5- 2	0- 0	0- 0	AWAY	1- 0	1- 1	3- 1				
0- 0	0- 0	0- 0	NEUTRAL	0- 0	0- 0	0- 0				

RPI 1-25			RPI 26-50			RPI 51-100			RPI 101+			Team's RPI: 132			
RPI	S	Opponent	Score	RPI	S	Opponent	Score	RPI	S	Opponent	Score				
17	N	Georgia	49 63					56	A	Oregon St.	53 83	111	N	Illinois	56 68
								74	A	Idaho St.	79 67	139	A	Northern Colo.	52 51
								74	H	Idaho St.	58 59	139	H	Northern Colo.	58 50
												142	H	Utah St.	78 61
												149	A	Eastern Wash.	73 79
												149	H	Eastern Wash.	52 66
												155	N	Wisconsin	61 71
												158	A	Montana	59 77
												158	H	Montana	54 61
												178	H	Colorado St.	87 69
												182	A	Portland	66 53
												199	A	Portland St.	95 83
												199	H	Portland St.	70 50
												225	A	North Dakota	67 63
												225	H	North Dakota	70 54
												244	A	Sacramento St.	76 71
												244	H	Sacramento St.	76 77
												280	N	Valparaiso	71 55
												302	A	Northern Ariz.	83 78
												302	H	Northern Ariz.	77 65
												335	H	Weber St.	64 61
LAST 12 Division I GAMES:															
				158	A	Montana	59 77					149	H	Eastern Wash.	52 66
				302	A	Northern Ariz.	83 78					199	H	Portland St.	70 50
				244	H	Sacramento St.	76 77					139	A	Northern Colo.	52 51
				139	H	Northern Colo.	58 50					244	A	Sacramento St.	76 71
				158	H	Montana	54 61					302	H	Northern Ariz.	77 65
				74	A	Idaho St.	79 67					335	H	Weber St.	64 61

Non-Div I Games: Col. of Idaho 99 50 Montana Western 83 50

Montana St.

Loss, Non-Conf, S Site, H Home A Away N Neutral

Average RPI Win:	236	WON-LOST	WINNING	LAST 12	STRENGTH OF	OPP. STRENGTH	TEAM	ADJ.	CONF.	ADJ CONF.
Average RPI Loss:	205	RECORD	PCT. RANK	GAMES	SCHEDULE	OF SCHEDULE	RPI	RPI	RPI	RPI
DIV. I ONLY	10- 18	252	4- 8	277	306	285	285	31	31	
DIV. I NON-CONF.	3- 9	275	0- 0	220	188	304	304	31	31	
TOTALS	RPI 1-25	RPI 26-50	W-L RECORDS	RPI 51-100	RPI 101-150	RPI 150+				
10- 18	0- 1	0- 0	OVERALL	0- 1	3- 3	7- 13				
7- 7	0- 1	0- 0	HOME	0- 0	3- 2	4- 4				
3- 10	0- 0	0- 0	AWAY	0- 1	0- 1	3- 8				
0- 1	0- 0	0- 0	NEUTRAL	0- 0	0- 0	0- 1				
3- 9	0- 1	0- 0	NON-CONFERENCE	0- 1	2- 1	1- 6				
3- 3	0- 1	0- 0	HOME	0- 0	2- 1	1- 1				
0- 5	0- 0	0- 0	AWAY	0- 1	0- 0	0- 4				
0- 1	0- 0	0- 0	NEUTRAL	0- 0	0- 0	0- 1				
7- 9	0- 0	0- 0	CONFERENCE	0- 0	1- 2	6- 7				
4- 4	0- 0	0- 0	HOME	0- 0	1- 1	3- 3				
3- 5	0- 0	0- 0	AWAY	0- 0	0- 1	3- 4				
0- 0	0- 0	0- 0	NEUTRAL	0- 0	0- 0	0- 0				

RPI 1-25				RPI 26-50				RPI 51-100				RPI 101+ Team's RPI: 285			
RPI	S	Opponent	Score	RPI	S	Opponent	Score	RPI	S	Opponent	Score	RPI	S	Opponent	Score
10	H	Kentucky	60 96					75	A	Duquesne	53 86	104	H	UAB	47 70
												110	A	Eastern Ill.	58 78
												110	H	Eastern Ill.	59 57
												113	H	UT Martin	61 81
												134	H	Wright St.	78 63
												150	H	Robert Morris	75 69
												166	A	SIU Edwardsville	73 70
												166	H	SIU Edwardsville	70 72
												174	H	Marshall	66 83
												187	A	Xavier	66 71
												230	A	Tennessee Tech	50 68
												230	H	Tennessee Tech	53 57
												251	H	Ohio	62 57
												266	A	Eastern Ky.	68 78
												266	H	Eastern Ky.	68 58
												272	A	East Tenn. St.	57 68
												279	N	Idaho	45 71
												282	A	Austin Peay	81 88
												282	H	Austin Peay	74 67
												294	A	New Mexico	52 69
												298	A	Kent St.	64 65
												300	A	Tennessee St.	80 86
												301	H	Murray St.	78 81
												321	A	Southeast Mo. St.	61 57
												340	A	Jacksonville St.	68 52
												340	H	Jacksonville St.	79 60
LAST 12 Division I GAMES:															
166	H	SIU Edwardsville	70 72	110	A	Eastern Ill.	58 78	301	H	Murray St.	78 81				
110	H	Eastern Ill.	59 57	230	H	Tennessee Tech	53 57	113	H	UT Martin	61 81				
282	A	Austin Peay	81 88	300	A	Tennessee St.	80 86								
340	H	Jacksonville St.	79 60	266	H	Eastern Ky.	68 58								
266	A	Eastern Ky.	68 78												
166	A	SIU Edwardsville	73 70												

Non-Div I Games:

Morehead St.

■ Loss, 
 ■ Non-Conf, 
 S Site, 
 ■ Home 
 ■ Away 
 N Neutral

Average RPI Win: 298		WON-LOST	WINNING	LAST 12	STRENGTH OF		OPP. STRENGTH	TEAM	ADJ.	CONF.	ADJ CONF.
Average RPI Loss: 158		RECORD	PCT. RANK	GAMES	SCHEDULE		OF SCHEDULE	RPI	RPI	RPI	RPI
DIV. I ONLY		6- 21	304	3- 9	244		244	292	292	29	29
DIV. I NON-CONF.		3- 10	283	0- 0	162		165	205	205	25	25
TOTALS		RPI 1-25	RPI 26-50		W-L RECORDS		RPI 51-100	RPI 101-150		RPI 150+	
6- 21	0- 1	0- 2		OVERALL		0- 4	0- 5		6- 9		
2- 6	0- 0	0- 0		HOME		0- 2	0- 1		2- 3		
4- 13	0- 1	0- 2		AWAY		0- 2	0- 3		4- 5		
0- 2	0- 0	0- 0		NEUTRAL		0- 0	0- 1		0- 1		
3- 10	0- 1	0- 2		NON-CONFERENCE		0- 1	0- 3		3- 3		
0- 0	0- 0	0- 0		HOME		0- 0	0- 0		0- 0		
3- 8	0- 1	0- 2		AWAY		0- 1	0- 2		3- 2		
0- 2	0- 0	0- 0		NEUTRAL		0- 0	0- 1		0- 1		
3- 11	0- 0	0- 0		CONFERENCE		0- 3	0- 2		3- 6		
2- 6	0- 0	0- 0		HOME		0- 2	0- 1		2- 3		
1- 5	0- 0	0- 0		AWAY		0- 1	0- 1		1- 3		
0- 0	0- 0	0- 0		NEUTRAL		0- 0	0- 0		0- 0		

RPI 1-25				RPI 26-50				RPI 51-100				RPI 101+ Team's RPI: 292			
RPI	S	Opponent	Score	RPI	S	Opponent	Score	RPI	S	Opponent	Score	RPI	S	Opponent	Score
23	A	St. Bonaventure	55 79	28	A	Arkansas	50 81	66	H	Howard	55 64	107	N	VCU	52 73
				44	A	Missouri St.	74 104	80	A	Hampton	60 74	118	A	Northwestern	74 87
								80	H	Hampton	51 83	144	A	Coppin St.	62 68
								96	A	Cincinnati	60 64	144	H	Coppin St.	77 80
												146	A	FIU	60 77
												151	A	UMBC	50 72
												169	N	Holy Cross	66 73
												215	A	Md.-East. Shore	58 74
												215	H	Md.-East. Shore	57 75
												235	A	George Washington	73 68
												261	A	South Carolina St.	71 84
												262	H	N.C. A&T	85 83
												286	A	Norfolk St.	75 68
												286	H	Norfolk St.	75 76
												315	A	Savannah St.	60 69
												319	A	Stony Brook	48 65
												320	H	Delaware St.	53 67
												328	A	Bucknell	54 52
												333	A	Columbia	70 66
												341	H	N.C. Central	64 59
LAST 12 Division I GAMES:															
215	A	Md.-East. Shore	58 74	80	A	Hampton	60 74								
144	A	Coppin St.	62 68	286	A	Norfolk St.	75 68								
320	H	Delaware St.	53 67	341	H	N.C. Central	64 59								
215	H	Md.-East. Shore	57 75	262	H	N.C. A&T	85 83								
66	H	Howard	55 64	80	H	Hampton	51 83								
144	H	Coppin St.	77 80	286	H	Norfolk St.	75 76								

Non-Div I Games:

Morgan St.

Loss, Non-Conf, S Site, H Home A Away N Neutral

Average RPI Win:	242	WON-LOST	WINNING	LAST 12	STRENGTH OF	OPP. STRENGTH	TEAM	ADJ.	CONF.	ADJ CONF.
Average RPI Loss:	146	RECORD	PCT. RANK	GAMES	SCHEDULE	OF SCHEDULE	RPI	RPI	RPI	RPI
DIV. I ONLY	14- 14	163	7- 5	213	235	193	193	15	15	
DIV. I NON-CONF.	4- 7	229	0- 0	185	216	234	234	22	22	
TOTALS	RPI 1-25	RPI 26-50	W-L RECORDS	RPI 51-100	RPI 101-150	RPI 150+				
14- 14	0- 0	0- 1	OVERALL	0- 4	2- 2	12- 7				
10- 4	0- 0	0- 0	HOME	0- 1	2- 0	8- 3				
4- 10	0- 0	0- 1	AWAY	0- 3	0- 2	4- 4				
0- 0	0- 0	0- 0	NEUTRAL	0- 0	0- 0	0- 0				
4- 7	0- 0	0- 1	NON-CONFERENCE	0- 2	0- 1	4- 3				
3- 2	0- 0	0- 0	HOME	0- 1	0- 0	3- 1				
1- 5	0- 0	0- 1	AWAY	0- 1	0- 1	1- 2				
0- 0	0- 0	0- 0	NEUTRAL	0- 0	0- 0	0- 0				
10- 7	0- 0	0- 0	CONFERENCE	0- 2	2- 1	8- 4				
7- 2	0- 0	0- 0	HOME	0- 0	2- 0	5- 2				
3- 5	0- 0	0- 0	AWAY	0- 2	0- 1	3- 2				
0- 0	0- 0	0- 0	NEUTRAL	0- 0	0- 0	0- 0				

RPI S	Opponent	Score	RPI S	Opponent	Score	RPI S	Opponent	Score	RPI S	Opponent	Score	Team's RPI: 193
41	A West Virginia	32 94	66	H Howard	55 67	119	A LIU Brooklyn	45 69				
			68	A Quinnipiac	73 89	119	H LIU Brooklyn	44 43				
			71	A Sacred Heart	54 72	122	A American	62 77				
			89	A Towson	70 71	150	H Robert Morris	80 75				
						156	A Monmouth	52 59				
						156	H Monmouth	60 56				
						161	H Saint Francis (PA)	51 59				
						181	H Loyola Maryland	59 54				
						196	A Pittsburgh	45 58				
						208	H Navy	52 45				
						215	A Md.-East. Shore	63 44				
						217	H Central Conn. St.	63 73				
						231	A Binghamton	43 52				
						235	A Fairleigh Dickinson	58 63				
						235	H Fairleigh Dickinson	62 51				
						238	A Bryant	71 63				
						238	H Bryant	66 61				
						277	H Rider	44 53				
						324	A St. Francis (NY)	49 46				
						324	H St. Francis (NY)	70 48				
						328	H Bucknell	58 46				
						334	A Wagner	71 48				
						334	H Wagner	68 60				
LAST 12 Division I GAMES:												
238	A Bryant	71 63	161	H Saint Francis (PA)	51 59							
156	H Monmouth	60 56	68	A Quinnipiac	73 89							
235	H Fairleigh Dickinson	62 51	71	A Sacred Heart	54 72							
334	H Wagner	68 60	324	A St. Francis (NY)	49 46							
334	A Wagner	71 48	119	A LIU Brooklyn	45 69							
150	H Robert Morris	80 75	217	H Central Conn. St.	63 73							

Non-Div I Games:

Mt. St. Mary's

■ Loss, 
 ■ Non-Conf, 
 ■ S Site, 
 ■ H Home 
 ■ A Away 
 N Neutral

Average RPI Win:	281	WON-LOST	WINNING	LAST 12	STRENGTH OF	OPP. STRENGTH	TEAM	ADJ.	CONF.	ADJ CONF.
Average RPI Loss:	203	RECORD	PCT. RANK	GAMES	SCHEDULE	OF SCHEDULE	RPI	RPI	RPI	RPI
DIV. I ONLY	11- 17	238	6- 6	338	266	301	301	31	31	
DIV. I NON-CONF.	3- 9	275	1- 1	341	116	338	338	31	31	
TOTALS	RPI 1-25	RPI 26-50	W-L RECORDS	RPI 51-100	RPI 101-150	RPI 150+				
11- 17	0- 1	0- 0	OVERALL	0- 0	0- 4	11- 12				
7- 4	0- 0	0- 0	HOME	0- 0	0- 2	7- 2				
4- 12	0- 1	0- 0	AWAY	0- 0	0- 2	4- 9				
0- 1	0- 0	0- 0	NEUTRAL	0- 0	0- 0	0- 1				
3- 9	0- 1	0- 0	NON-CONFERENCE	0- 0	0- 0	3- 8				
3- 0	0- 0	0- 0	HOME	0- 0	0- 0	3- 0				
0- 8	0- 1	0- 0	AWAY	0- 0	0- 0	0- 7				
0- 1	0- 0	0- 0	NEUTRAL	0- 0	0- 0	0- 1				
8- 8	0- 0	0- 0	CONFERENCE	0- 0	0- 4	8- 4				
4- 4	0- 0	0- 0	HOME	0- 0	0- 2	4- 2				
4- 4	0- 0	0- 0	AWAY	0- 0	0- 2	4- 2				
0- 0	0- 0	0- 0	NEUTRAL	0- 0	0- 0	0- 0				

RPI 1-25				RPI 26-50				RPI 51-100				RPI 101+ Team's RPI: 301			
RPI	S	Opponent	Score	RPI	S	Opponent	Score	RPI	S	Opponent	Score	RPI	S	Opponent	Score
18	A	Louisville	62 105									110	A	Eastern Ill.	51 76
												110	H	Eastern Ill.	63 80
												113	A	UT Martin	67 84
												113	H	UT Martin	67 91
												166	A	SIU Edwardsville	67 59
												184	A	Alabama A&M	71 76
												191	A	Ole Miss	59 64
												206	A	Indiana	67 70
												230	A	Tennessee Tech	51 88
												230	H	Tennessee Tech	76 72
												249	A	Saint Louis	49 59
												249	H	Saint Louis	78 64
												259	A	Southern Ill.	57 74
												266	H	Eastern Ky.	61 62
												269	N	Cleveland St.	61 68
												270	A	Ball St.	72 81
												278	H	Longwood	86 77
												282	A	Austin Peay	63 71
												282	H	Austin Peay	72 85
												285	A	Morehead St.	81 78
												300	A	Tennessee St.	87 83
												300	H	Tennessee St.	66 56
												303	A	Evansville	48 78
												303	H	Evansville	76 61
												321	A	Southeast Mo. St.	80 75
												321	H	Southeast Mo. St.	63 62
LAST 12 Division I GAMES:															
230	A	Tennessee Tech	51 88	113	A	UT Martin	67 84								
300	A	Tennessee St.	87 83	285	A	Morehead St.	81 78								
113	H	UT Martin	67 91	110	H	Eastern Ill.	63 80								
282	H	Austin Peay	72 85	259	A	Southern Ill.	57 74								
321	H	Southeast Mo. St.	63 62	278	H	Longwood	86 77								
300	H	Tennessee St.	66 56	166	A	SIU Edwardsville	67 59								

Non-Div I Games: Mid-Continent 103 48

Murray St.

■ Loss, 
 ■ Non-Conf, S Site, 
 ■ Home 
 ■ Away 
 N Neutral



RPI S Opponent Score

RPI	S	Opponent	Score
340	H	Jacksonville St.	73 57

M  
u  
r  
r  
a  
y  
S  
t  
.

M  
u  
r  
r  
a  
y  
S  
t  
.

Murray St.

Average RPI Win:	274	WON-LOST	WINNING	LAST 12	STRENGTH OF	OPP. STRENGTH	TEAM	ADJ.	CONF.	ADJ CONF.
Average RPI Loss:	162	RECORD	PCT. RANK	GAMES	SCHEDULE	OF SCHEDULE	RPI	RPI	RPI	RPI
DIV. I ONLY	11- 14	210	6- 6	321	270	262	262	29	29	
DIV. I NON-CONF.	3- 8	269	0- 0	218	110	285	285	25	25	
TOTALS	RPI 1-25	RPI 26-50	W-L RECORDS	RPI 51-100	RPI 101-150	RPI 150+				
11- 14	0- 1	0- 0	OVERALL	0- 3	1- 4	10- 6				
8- 3	0- 0	0- 0	HOME	0- 1	1- 1	7- 1				
3- 10	0- 1	0- 0	AWAY	0- 1	0- 3	3- 5				
0- 1	0- 0	0- 0	NEUTRAL	0- 1	0- 0	0- 0				
3- 8	0- 1	0- 0	NON-CONFERENCE	0- 2	1- 1	2- 4				
3- 1	0- 0	0- 0	HOME	0- 1	1- 0	2- 0				
0- 6	0- 1	0- 0	AWAY	0- 0	0- 1	0- 4				
0- 1	0- 0	0- 0	NEUTRAL	0- 1	0- 0	0- 0				
8- 6	0- 0	0- 0	CONFERENCE	0- 1	0- 3	8- 2				
5- 2	0- 0	0- 0	HOME	0- 0	0- 1	5- 1				
3- 4	0- 0	0- 0	AWAY	0- 1	0- 2	3- 1				
0- 0	0- 0	0- 0	NEUTRAL	0- 0	0- 0	0- 0				

RPI 1-25				RPI 26-50				RPI 51-100				RPI 101+ Team's RPI: 262			
RPI	S	Opponent	Score	RPI	S	Opponent	Score	RPI	S	Opponent	Score	RPI	S	Opponent	Score
21	A	Georgia Tech	57 74					54	N	Michigan St.	60 113	106	H	Liberty	81 74
								66	A	Howard	57 65	115	A	Charlotte	63 87
								82	H	UNC Wilmington	63 90	138	A	Florida A&M	63 68
												138	H	Florida A&M	68 70
												144	A	Coppin St.	63 85
												203	A	Old Dominion	58 71
												215	H	Md.-East. Shore	53 50
												220	A	William & Mary	68 74
												237	A	Iona	69 85
												241	H	Clemson	76 66
												261	A	South Carolina St.	101 61
												261	H	South Carolina St.	68 71
												263	H	Siena	67 53
												292	A	Morgan St.	83 85
												293	A	Wofford	61 68
												305	A	Bethune-Cookman	63 60
												305	H	Bethune-Cookman	69 54
												315	H	Savannah St.	69 45
												320	H	Delaware St.	57 49
												341	A	N.C. Central	84 74
												341	H	N.C. Central	66 45
LAST 12 Division I GAMES:															
261	A	South Carolina St.	101 61	320	H	Delaware St.	57 49								
341	H	N.C. Central	66 45	215	H	Md.-East. Shore	53 50								
315	H	Savannah St.	69 45	144	A	Coppin St.	63 85								
261	H	South Carolina St.	68 71	292	A	Morgan St.	83 85								
138	A	Florida A&M	63 68	66	A	Howard	57 65								
305	A	Bethune-Cookman	63 60	138	H	Florida A&M	68 70								

Non-Div I Games: Virginia Union 103 61 Johnson C. Smith 71 61

N.C. A&amp;T

■ Loss, 
 ■ Non-Conf, 
 ■ S Site, 
 ■ Home 
 ■ A Away 
 N Neutral

# N.C. Central

Through Games Of Sunday, February 26, 2012

Average RPI Win:	315	WON-LOST	WINNING	LAST 12	STRENGTH OF	OPP. STRENGTH	TEAM	ADJ.	CONF.	ADJ CONF.
Average RPI Loss:	224	RECORD	PCT. RANK	GAMES	SCHEDULE	OF SCHEDULE	RPI	RPI	RPI	RPI
DIV. I ONLY	1- 24	339	1- 11	337	295	341	341	29	29	
DIV. I NON-CONF.	0- 11	337	0- 0	328	227	342	342	25	25	
TOTALS	RPI 1-25	RPI 26-50	W-L RECORDS	RPI 51-100	RPI 101-150	RPI 150+				
1- 24	0- 0	0- 1	OVERALL	0- 2	0- 3	1- 18				
1- 10	0- 0	0- 0	HOME	0- 0	0- 1	1- 9				
0- 14	0- 0	0- 1	AWAY	0- 2	0- 2	0- 9				
0- 0	0- 0	0- 0	NEUTRAL	0- 0	0- 0	0- 0				
0- 11	0- 0	0- 1	NON-CONFERENCE	0- 1	0- 0	0- 9				
0- 4	0- 0	0- 0	HOME	0- 0	0- 0	0- 4				
0- 7	0- 0	0- 1	AWAY	0- 1	0- 0	0- 5				
0- 0	0- 0	0- 0	NEUTRAL	0- 0	0- 0	0- 0				
1- 13	0- 0	0- 0	CONFERENCE	0- 1	0- 3	1- 9				
1- 6	0- 0	0- 0	HOME	0- 0	0- 1	1- 5				
0- 7	0- 0	0- 0	AWAY	0- 1	0- 2	0- 4				
0- 0	0- 0	0- 0	NEUTRAL	0- 0	0- 0	0- 0				

RPI 1-25	RPI 26-50	RPI 51-100	RPI 101+	Team's RPI: 341
RPI S Opponent Score	RPI S Opponent Score	RPI S Opponent Score	RPI S Opponent Score	
	41 A West Virginia 24 97	66 A Howard 26 67	138 A Florida A&M 66 102	
		83 A North Carolina 42 79	138 H Florida A&M 51 78	
			144 A Coppin St. 44 84	
			186 H Campbell 41 59	
			190 A Winthrop 40 79	
			207 A Virginia Tech 52 70	
			215 H Md.-East. Shore 46 54	
			228 H Western Caro. 49 62	
			241 A Clemson 48 68	
			253 A Presbyterian 48 64	
			261 H South Carolina St. 52 78	
			262 A N.C. A&T 45 66	
			262 H N.C. A&T 74 84	
			292 A Morgan St. 59 64	
			293 A Wofford 58 73	
			297 H UNC Greensboro 53 70	
			305 A Bethune-Cookman 61 63	
			305 H Bethune-Cookman 54 64	
			315 A Savannah St. 43 59	
			315 H Savannah St. 50 38	
			320 H Delaware St. 55 66	
			329 H Gardner-Webb 45 56	
LAST 12 Division I GAMES:				
315 A Savannah St. 43 59	215 H Md.-East. Shore 46 54			
262 A N.C. A&T 45 66	320 H Delaware St. 55 66			
261 H South Carolina St. 52 78	292 A Morgan St. 59 64			
315 H Savannah St. 50 38	144 A Coppin St. 44 84			
305 A Bethune-Cookman 61 63	66 A Howard 26 67			
138 A Florida A&M 66 102	305 H Bethune-Cookman 54 64			

Non-Div I Games: Coker 65 64 Morris 66 58

N.C. Central

Loss, Non-Conf, S Site, H Home A Away N Neutral

Average RPI Win:	298	WON-LOST	WINNING	LAST 12	STRENGTH OF	OPP. STRENGTH	TEAM	ADJ.	CONF.	ADJ CONF.
Average RPI Loss:	226	RECORD	PCT. RANK	GAMES	SCHEDULE	OF SCHEDULE	RPI	RPI	RPI	RPI
DIV. I ONLY	11- 16	228	6- 6	340	337	323	323	33	33	
DIV. I NON-CONF.	6- 12	239	1- 2	335	310	322	322	33	33	
TOTALS	RPI 1-25	RPI 26-50	W-L RECORDS	RPI 51-100	RPI 101-150	RPI 150+				
11- 16	0- 0	0- 0	OVERALL	0- 1	0- 1	11- 14				
6- 7	0- 0	0- 0	HOME	0- 0	0- 0	6- 7				
5- 7	0- 0	0- 0	AWAY	0- 1	0- 1	5- 5				
0- 2	0- 0	0- 0	NEUTRAL	0- 0	0- 0	0- 2				
6- 12	0- 0	0- 0	NON-CONFERENCE	0- 1	0- 1	6- 10				
4- 5	0- 0	0- 0	HOME	0- 0	0- 0	4- 5				
2- 5	0- 0	0- 0	AWAY	0- 1	0- 1	2- 3				
0- 2	0- 0	0- 0	NEUTRAL	0- 0	0- 0	0- 2				
5- 4	0- 0	0- 0	CONFERENCE	0- 0	0- 0	5- 4				
2- 2	0- 0	0- 0	HOME	0- 0	0- 0	2- 2				
3- 2	0- 0	0- 0	AWAY	0- 0	0- 0	3- 2				
0- 0	0- 0	0- 0	NEUTRAL	0- 0	0- 0	0- 0				

RPI 1-25				RPI 26-50				RPI 51-100				RPI 101+				Team's RPI: 323	
RPI	S	Opponent	Score	RPI	S	Opponent	Score	RPI	S	Opponent	Score	RPI	S	Opponent	Score		
								66	A	Howard	31	58	126	A	Minnesota	47	71
												180	A	Lehigh	37	61	
												183	H	Manhattan	66	75	
												185	N	New Hampshire	71	79	
												208	A	Navy	51	67	
												209	H	Brown	70	66	
												213	N	Buffalo	53	66	
												225	A	North Dakota	42	68	
												225	H	North Dakota	55	65	
												235	H	Fairleigh Dickinson	57	68	
												248	A	Penn	52	48	
												264	A	Tex.-Pan American	41	40	
												264	H	Tex.-Pan American	61	52	
												277	H	Rider	50	60	
												278	A	Longwood	71	72	
												278	H	Longwood	66	69	
												304	A	Utah Valley	48	46	
												304	H	Utah Valley	54	61	
												307	H	Colgate	44	54	
												320	A	Delaware St.	65	49	
												325	H	Saint Peter's	66	59	
												328	H	Bucknell	54	53	
												331	A	Chicago St.	70	86	
												334	H	Wagner	68	65	
												342	A	Houston Baptist	69	52	
												342	H	Houston Baptist	88	28	
LAST 12 Division I GAMES:																	
278	H	Longwood	66	69	304	H	Utah Valley	54	61								
342	H	Houston Baptist	88	28	225	H	North Dakota	55	65								
264	H	Tex.-Pan American	61	52	264	A	Tex.-Pan American	41	40								
225	A	North Dakota	42	68	342	A	Houston Baptist	69	52								
304	A	Utah Valley	48	46	278	A	Longwood	71	72								
331	A	Chicago St.	70	86	248	A	Penn	52	48								

Non-Div I Games:

NJIT

■ Loss, 
 ■ Non-Conf, 
 ■ S Site, 
 ■ Home 
 ■ A Away 
 N Neutral

Average RPI Win: 271		WON-LOST	WINNING	LAST 12	STRENGTH OF		OPP. STRENGTH	TEAM	ADJ.	CONF.	ADJ CONF.
Average RPI Loss: 153		RECORD	PCT. RANK	GAMES	SCHEDULE		OF SCHEDULE	RPI	RPI	RPI	RPI
DIV. I ONLY		15- 13	151	7- 5	262		312	208	208	28	28
DIV. I NON-CONF.		7- 7	161	0- 0	230		293	223	223	29	29
TOTALS		RPI 1-25	RPI 26-50		W-L RECORDS		RPI 51-100	RPI 101-150		RPI 150+	
15- 13	0- 0	1- 1		OVERALL		0- 2	0- 2		14- 8		
10- 5	0- 0	1- 1		HOME		0- 0	0- 1		9- 3		
5- 7	0- 0	0- 0		AWAY		0- 1	0- 1		5- 5		
0- 1	0- 0	0- 0		NEUTRAL		0- 1	0- 0		0- 0		
7- 7	0- 0	1- 1		NON-CONFERENCE		0- 2	0- 0		6- 4		
6- 2	0- 0	1- 1		HOME		0- 0	0- 0		5- 1		
1- 4	0- 0	0- 0		AWAY		0- 1	0- 0		1- 3		
0- 1	0- 0	0- 0		NEUTRAL		0- 1	0- 0		0- 0		
8- 6	0- 0	0- 0		CONFERENCE		0- 0	0- 2		8- 4		
4- 3	0- 0	0- 0		HOME		0- 0	0- 1		4- 2		
4- 3	0- 0	0- 0		AWAY		0- 0	0- 1		4- 2		
0- 0	0- 0	0- 0		NEUTRAL		0- 0	0- 0		0- 0		

[illegible]

Non-Div I Games:

Navy

Loss, Non-Conf, S Site, H Home A Away N Neutral

## Nebraska

Average RPI Win: 140				Through Games Of Sunday, February 26, 2012					
Average RPI Loss: 58	WON-LOST RECORD	WINNING PCT. RANK	LAST 12 GAMES	STRENGTH OF SCHEDULE	OPP. STRENGTH OF SCHEDULE	TEAM RPI	ADJ. RPI	CONF. RPI	ADJ CONF. RPI
DIV. I ONLY	21- 7	40	6- 6	69	58	39	39	5	5
DIV. I NON-CONF.	11- 1	10	0- 0	192	108	32	32	4	4
TOTALS	RPI 1-25	RPI 26-50	W-L RECORDS	RPI 51-100	RPI 101-150	RPI 150+			
21- 7	2- 3	4- 1	OVERALL	3- 1	4- 2	8- 0			
13- 3	1- 1	2- 1	HOME	2- 0	2- 1	6- 0			
8- 4	1- 2	2- 0	AWAY	1- 1	2- 1	2- 0			
0- 0	0- 0	0- 0	NEUTRAL	0- 0	0- 0	0- 0			
11- 1	0- 1	1- 0	NON-CONFERENCE	3- 0	2- 0	5- 0			
8- 0	0- 0	1- 0	HOME	2- 0	1- 0	4- 0			
3- 1	0- 1	0- 0	AWAY	1- 0	1- 0	1- 0			
0- 0	0- 0	0- 0	NEUTRAL	0- 0	0- 0	0- 0			
10- 6	2- 2	3- 1	CONFERENCE	0- 1	2- 2	3- 0			
5- 3	1- 1	1- 1	HOME	0- 0	1- 1	2- 0			
5- 3	1- 1	2- 0	AWAY	0- 1	1- 1	1- 0			
0- 0	0- 0	0- 0	NEUTRAL	0- 0	0- 0	0- 0			

RPI 1-25				RPI 26-50				RPI 51-100				RPI 101+			
RPI	S	Opponent	Score	RPI	S	Opponent	Score	RPI	S	Opponent	Score	RPI	S	Opponent	Score
19	A	Penn St.	71 63	30	A	Purdue	93 89	54	A	Michigan St.	53 73	111	A	Illinois	67 47
19	H	Penn St.	73 93	31	H	Southern California	68 50	60	H	South Dakota St.	80 71	118	H	Northwestern	51 63
21	A	Georgia Tech	57 73	36	A	Iowa	77 72	79	H	Creighton	66 55	126	A	Minnesota	58 64
22	A	Ohio St.	68 82	36	H	Iowa	60 53	88	A	Florida St.	66 63	126	H	Minnesota	64 49
22	H	Ohio St.	71 57	45	H	Michigan	52 63					138	A	Florida A&M	72 64
												148	H	Mississippi Val.	99 53
												155	A	Wisconsin	75 69
												155	H	Wisconsin	68 59
												206	H	Indiana	62 48
												264	H	Tex.-Pan American	65 27
												274	H	Vermont	94 41
												302	A	Northern Ariz.	97 88
												315	H	Savannah St.	70 50
												337	H	Ark.-Pine Bluff	95 43
LAST 12 Division I GAMES:															
22	H	Ohio St.	71 57	30	A	Purdue	93 89								
54	A	Michigan St.	53 73	111	A	Illinois	67 47								
155	H	Wisconsin	68 59	36	H	Iowa	60 53								
118	H	Northwestern	51 63	126	H	Minnesota	64 49								
126	A	Minnesota	58 64	22	A	Ohio St.	68 82								
45	H	Michigan	52 63	19	H	Penn St.	73 93								

Non-Div I Games:

Nebraska

■ Loss, 
■ Non-Conf, S Site, 
■ Home 
■ Away 
N Neutral

Average RPI Win:	229	WON-LOST	WINNING	LAST 12	STRENGTH OF	OPP. STRENGTH	TEAM	ADJ.	CONF.	ADJ CONF.
Average RPI Loss:	182	RECORD	PCT. RANK	GAMES	SCHEDULE	OF SCHEDULE	RPI	RPI	RPI	RPI
DIV. I ONLY	4- 22	324	1- 11	180	242	317	317	25	25	
DIV. I NON-CONF.	3- 11	290	0- 0	152	230	287	287	24	24	
TOTALS	RPI 1-25	RPI 26-50	W-L RECORDS	RPI 51-100	RPI 101-150	RPI 150+				
4- 22	0- 1	0- 1	OVERALL	0- 2	1- 6	3- 12				
2- 10	0- 1	0- 0	HOME	0- 1	1- 5	1- 3				
2- 10	0- 0	0- 1	AWAY	0- 1	0- 1	2- 7				
0- 2	0- 0	0- 0	NEUTRAL	0- 0	0- 0	0- 2				
3- 11	0- 1	0- 1	NON-CONFERENCE	0- 0	1- 4	2- 5				
2- 5	0- 1	0- 0	HOME	0- 0	1- 4	1- 0				
1- 4	0- 0	0- 1	AWAY	0- 0	0- 0	1- 3				
0- 2	0- 0	0- 0	NEUTRAL	0- 0	0- 0	0- 2				
1- 11	0- 0	0- 0	CONFERENCE	0- 2	0- 2	1- 7				
0- 5	0- 0	0- 0	HOME	0- 1	0- 1	0- 3				
1- 6	0- 0	0- 0	AWAY	0- 1	0- 1	1- 4				
0- 0	0- 0	0- 0	NEUTRAL	0- 0	0- 0	0- 0				

RPI 1-25				RPI 26-50				RPI 51-100				RPI 101+				Team's RPI: 317	
RPI	S	Opponent	Score	RPI	S	Opponent	Score	RPI	S	Opponent	Score	RPI	S	Opponent	Score		
19	H	Penn St.	65 103	50	A	BYU	53 84	63	A	Fresno St.	67 85	108	H	UNLV	63 74		
								63	H	Fresno St.	67 85	119	H	LIU Brooklyn	51 67		
												128	H	Mississippi St.	63 67		
												130	H	Pacific	70 75		
												136	H	Oregon	76 74		
												142	A	Utah St.	69 91		
												142	H	Utah St.	72 84		
												194	A	Louisiana Tech	63 77		
												199	A	Portland St.	73 80		
												211	H	Butler	71 69		
												231	N	Binghamton	52 58		
												245	A	Hawaii	68 72		
												245	H	Hawaii	63 72		
												246	N	North Dakota St.	47 67		
												260	A	Long Beach St.	58 61		
												271	A	San Jose St.	63 70		
												271	H	San Jose St.	79 86		
												279	A	Idaho	76 70		
												279	H	Idaho	86 87		
												281	A	Cal St. Fullerton	74 76		
												289	A	CSU Bakersfield	85 76		
												327	A	New Mexico St.	50 70		
LAST 12 Division I GAMES:																	
245	A	Hawaii	68 72	194	A	Louisiana Tech	63 77										
271	A	San Jose St.	63 70	271	H	San Jose St.	79 86										
279	H	Idaho	86 87	245	H	Hawaii	63 72										
142	H	Utah St.	72 84	279	A	Idaho	76 70										
63	H	Fresno St.	67 85	142	A	Utah St.	69 91										
327	A	New Mexico St.	50 70	63	A	Fresno St.	67 85										

Non-Div I Games: Saint Martin's 91 74

Nevada

■ Loss, 
 ■ Non-Conf, S Site, 
 ■ Home 
 ■ Away 
 N Neutral

# New Hampshire

Average RPI Win:	261	WON-LOST	WINNING	LAST 12	STRENGTH OF	OPP. STRENGTH	TEAM	ADJ.	CONF.	ADJ CONF.
Average RPI Loss:	125	RECORD	PCT. RANK	GAMES	SCHEDULE	OF SCHEDULE	RPI	RPI	RPI	RPI
DIV. I ONLY	16- 12	126	7- 5	312	202	185	185	16	16	
DIV. I NON-CONF.	7- 5	122	0- 0	327	239	211	211	15	15	

TOTALS	RPI 1-25	RPI 26-50	W-L RECORDS	RPI 51-100	RPI 101-150	RPI 150+
16- 12	0- 0	0- 1	OVERALL	1- 5	0- 1	15- 5
6- 6	0- 0	0- 0	HOME	1- 2	0- 1	5- 3
9- 6	0- 0	0- 1	AWAY	0- 3	0- 0	9- 2
1- 0	0- 0	0- 0	NEUTRAL	0- 0	0- 0	1- 0
7- 5	0- 0	0- 1	NON-CONFERENCE	0- 0	0- 1	7- 3
1- 3	0- 0	0- 0	HOME	0- 0	0- 1	1- 2
5- 2	0- 0	0- 1	AWAY	0- 0	0- 0	5- 1
1- 0	0- 0	0- 0	NEUTRAL	0- 0	0- 0	1- 0
9- 7	0- 0	0- 0	CONFERENCE	1- 5	0- 0	8- 2
5- 3	0- 0	0- 0	HOME	1- 2	0- 0	4- 1
4- 4	0- 0	0- 0	AWAY	0- 3	0- 0	4- 1
0- 0	0- 0	0- 0	NEUTRAL	0- 0	0- 0	0- 0

RPI S	Opponent	Score	RPI S	Opponent	Score	RPI S	Opponent	Score	RPI S	Opponent	Score	Team's RPI: 185
46	A Iowa St.	57 71	67	A Boston U.	39 79	120	H Harvard	62 69				
			67	H Boston U.	52 63	151	A UMBC	65 67				
			85	A Albany (NY)	59 68	151	H UMBC	75 68				
			85	H Albany (NY)	44 60	169	H Holy Cross	50 61				
			91	A Hartford	46 64	170	H Seton Hall	38 61				
			91	H Hartford	64 45	183	H Manhattan	57 42				
						209	A Brown	62 57				
						217	A Central Conn. St.	44 83				
						231	A Binghamton	59 52				
						231	H Binghamton	55 64				
						242	A Cornell	63 62				
						274	A Vermont	69 63				
						274	H Vermont	58 48				
						276	A Dartmouth	58 53				
						312	A Rhode Island	52 33				
						318	A Maine	66 50				
						318	H Maine	65 53				
						319	A Stony Brook	63 46				
						319	H Stony Brook	63 53				
						323	N NJIT	79 71				
						334	A Wagner	73 72				
LAST 12 Division I GAMES:												
231	A Binghamton	59 52	91	A Hartford	46 64							
318	H Maine	65 53	151	H UMBC	75 68							
319	A Stony Brook	63 46	318	A Maine	66 50							
67	H Boston U.	52 63	231	H Binghamton	55 64							
274	H Vermont	58 48	67	A Boston U.	39 79							
85	A Albany (NY)	59 68	319	H Stony Brook	63 53							

Non-Div I Games:

New Hampshire

Loss, Non-Conf, S Site, H Home A Away N Neutral



## New Mexico

Average RPI Win: 290				Through Games Of Sunday, February 26, 2012					
WON-LOST	WINNING	LAST 12	STRENGTH OF	OPP. STRENGTH	TEAM	ADJ.	CONF.	ADJ CONF.	
RECORD	PCT. RANK	GAMES	SCHEDULE	OF SCHEDULE	RPI	RPI	RPI	RPI	
DIV. I ONLY	8- 18	270	3- 9	272	203	294	294	23	23
DIV. I NON-CONF.	5- 8	221	0- 0	319	182	299	299	23	23
TOTALS	RPI 1-25	RPI 26-50	W-L RECORDS	RPI 51-100	RPI 101-150	RPI 150+			
8- 18	0- 1	0- 0	OVERALL	0- 4	0- 4	8- 9			
5- 10	0- 1	0- 0	HOME	0- 2	0- 3	5- 4			
3- 8	0- 0	0- 0	AWAY	0- 2	0- 1	3- 5			
0- 0	0- 0	0- 0	NEUTRAL	0- 0	0- 0	0- 0			
5- 8	0- 1	0- 0	NON-CONFERENCE	0- 2	0- 2	5- 3			
3- 5	0- 1	0- 0	HOME	0- 1	0- 2	3- 1			
2- 3	0- 0	0- 0	AWAY	0- 1	0- 0	2- 2			
0- 0	0- 0	0- 0	NEUTRAL	0- 0	0- 0	0- 0			
3- 10	0- 0	0- 0	CONFERENCE	0- 2	0- 2	3- 6			
2- 5	0- 0	0- 0	HOME	0- 1	0- 1	2- 3			
1- 5	0- 0	0- 0	AWAY	0- 1	0- 1	1- 3			
0- 0	0- 0	0- 0	NEUTRAL	0- 0	0- 0	0- 0			

RPI 1-25				RPI 26-50				RPI 51-100				RPI 101+ Team's RPI: 294			
RPI	S	Opponent	Score	RPI	S	Opponent	Score	RPI	S	Opponent	Score	RPI	S	Opponent	Score
15	H	Oklahoma	56 58					62	A	Texas Tech	43 69	108	A	UNLV	60 65
								64	H	UTEP	43 53	108	H	UNLV	50 64
								100	A	San Diego St.	47 77	131	H	Pepperdine	56 59
								100	H	San Diego St.	44 57	139	H	Northern Colo.	54 61
												157	A	Arizona	50 59
												176	A	TCU	56 63
												176	H	TCU	52 63
												178	A	Colorado St.	54 61
												178	H	Colorado St.	53 45
												195	A	North Texas	50 63
												232	A	Wyoming	60 57
												232	H	Wyoming	50 52
												250	A	Boise St.	46 65
												250	H	Boise St.	64 68
												257	H	Loyola Marymount	54 57
												285	H	Morehead St.	69 52
												311	H	Air Force	67 44
												316	H	Houston	70 44
												327	A	New Mexico St.	59 58
												327	H	New Mexico St.	54 53
												342	A	Houston Baptist	65 38
LAST 12 Division I GAMES:															
176	H	TCU	52 63	311	H	Air Force	67 44								
178	H	Colorado St.	53 45	176	A	TCU	56 63								
108	A	UNLV	60 65	178	A	Colorado St.	54 61								
100	H	San Diego St.	44 57	108	H	UNLV	50 64								
232	A	Wyoming	60 57	100	A	San Diego St.	47 77								
250	H	Boise St.	64 68	232	H	Wyoming	50 52								

Non-Div I Games: Eastern N.M. 54 33

New Mexico

■ Loss, 
 ■ Non-Conf, S Site, 
 ■ Home 
 ■ Away 
 N Neutral

Average RPI Win:	279	WON-LOST	WINNING	LAST 12	STRENGTH OF	OPP. STRENGTH	TEAM	ADJ.	CONF.	ADJ CONF.
Average RPI Loss:	191	RECORD	PCT. RANK	GAMES	SCHEDULE	OF SCHEDULE	RPI	RPI	RPI	RPI
DIV. I ONLY	5- 21	312	3- 9	251	288	327	327	25	25	
DIV. I NON-CONF.	2- 12	313	0- 0	203	313	314	314	24	24	
TOTALS	RPI 1-25	RPI 26-50	W-L RECORDS	RPI 51-100	RPI 101-150	RPI 150+				
5- 21	0- 0	0- 0	OVERALL	0- 4	0- 4	5- 13				
4- 11	0- 0	0- 0	HOME	0- 3	0- 1	4- 7				
1- 10	0- 0	0- 0	AWAY	0- 1	0- 3	1- 6				
0- 0	0- 0	0- 0	NEUTRAL	0- 0	0- 0	0- 0				
2- 12	0- 0	0- 0	NON-CONFERENCE	0- 3	0- 2	2- 7				
1- 7	0- 0	0- 0	HOME	0- 2	0- 0	1- 5				
1- 5	0- 0	0- 0	AWAY	0- 1	0- 2	1- 2				
0- 0	0- 0	0- 0	NEUTRAL	0- 0	0- 0	0- 0				
3- 9	0- 0	0- 0	CONFERENCE	0- 1	0- 2	3- 6				
3- 4	0- 0	0- 0	HOME	0- 1	0- 1	3- 2				
0- 5	0- 0	0- 0	AWAY	0- 0	0- 1	0- 4				
0- 0	0- 0	0- 0	NEUTRAL	0- 0	0- 0	0- 0				

RPI 1-25			RPI 26-50			RPI 51-100				RPI 101+			Team's RPI: 327		
RPI	S	Opponent	Score	RPI	S	Opponent	Score	RPI	S	Opponent	Score	RPI	S	Opponent	Score
								63	H	Fresno St.	54 79	114	A	Utah	37 74
								64	A	UTEP	27 63	142	A	Utah St.	45 57
								64	H	UTEP	72 76	142	H	Utah St.	56 74
								74	H	Idaho St.	42 59	147	A	UMKC	57 68
												157	H	Arizona	67 84
												194	A	Louisiana Tech	50 64
												194	H	Louisiana Tech	42 69
												214	H	UC Santa Barbara	52 51
												225	H	North Dakota	46 63
												245	A	Hawaii	48 51
												245	H	Hawaii	51 58
												250	A	Boise St.	57 72
												250	H	Boise St.	53 56
												271	A	San Jose St.	62 67
												271	H	San Jose St.	56 55
												279	A	Idaho	59 62
												279	H	Idaho	61 47
												294	A	New Mexico	53 54
												294	H	New Mexico	58 59
												310	H	Southern Utah	57 58
												316	A	Houston	63 62
												317	H	Nevada	70 50
LAST 12 Division I GAMES:															
				194	A	Louisiana Tech	50 64					63	H	Fresno St.	54 79
				271	H	San Jose St.	56 55					194	H	Louisiana Tech	42 69
				245	H	Hawaii	51 58					245	A	Hawaii	48 51
				142	A	Utah St.	45 57					271	A	San Jose St.	62 67
				279	A	Idaho	59 62					279	H	Idaho	61 47
				317	H	Nevada	70 50					142	H	Utah St.	56 74

Non-Div I Games: Shaw 61 53

New Mexico St.

## Niagara

Average RPI Win: **255**  
 Average RPI Loss: **159**

WON-LOST  
RECORD

WINNING  
PCT. RANK

LAST 12  
GAMES

## Through Games Of Sunday, February 26, 2012

STRENGTH OF  
SCHEDULE

OPP. STRENGTH  
OF SCHEDULE

TEAM  
RPI

ADJ.  
RPI

CONF.  
RPI

ADJ CONF.  
RPI

DIV. I ONLY	12- 18	234	7- 5	188	262	223	223	22	22
DIV. I NON-CONF.	3- 9	275	0- 0	172	274	277	277	21	21
TOTALS	RPI 1-25	RPI 26-50	W-L RECORDS	RPI 51-100	RPI 101-150	RPI 150+			
12- 18	0- 1	0- 2	OVERALL	0- 2	0- 3	12- 10			
6- 7	0- 0	0- 1	HOME	0- 0	0- 1	6- 5			
6- 9	0- 1	0- 0	AWAY	0- 2	0- 0	6- 2			
0- 2	0- 0	0- 0	NEUTRAL	0- 0	0- 1	0- 1			
3- 9	0- 1	0- 0	NON-CONFERENCE	0- 2	0- 1	3- 5			
2- 2	0- 0	0- 0	HOME	0- 0	0- 0	2- 2			
1- 5	0- 1	0- 0	AWAY	0- 2	0- 0	1- 2			
0- 2	0- 0	0- 0	NEUTRAL	0- 0	0- 1	0- 1			
9- 9	0- 0	0- 2	CONFERENCE	0- 0	0- 2	9- 5			
4- 5	0- 0	0- 1	HOME	0- 0	0- 1	4- 3			
5- 4	0- 0	0- 1	AWAY	0- 0	0- 1	5- 2			
0- 0	0- 0	0- 0	NEUTRAL	0- 0	0- 0	0- 0			

RPI 1-25				RPI 26-50				RPI 51-100				RPI 101+ Team's RPI: 223			
RPI	S	Opponent	Score	RPI	S	Opponent	Score	RPI	S	Opponent	Score	RPI	S	Opponent	Score
23	A	St. Bonaventure	49 <b>63</b>	43	A	Marist	44 <b>63</b>	85	A	Albany (NY)	42 <b>55</b>	101	A	Fairfield	46 <b>57</b>
				43	H	Marist	77 <b>79</b>	94	A	Syracuse	30 <b>81</b>	101	H	Fairfield	50 <b>56</b>
												129	N	Stetson	52 <b>67</b>
												165	N	Bradley	43 <b>68</b>
												181	A	Loyola Maryland	57 54
												181	H	Loyola Maryland	48 <b>68</b>
												183	A	Manhattan	61 55
												183	H	Manhattan	56 44
												190	A	Winthrop	47 <b>82</b>
												213	H	Buffalo	54 <b>65</b>
												224	A	Canisius	66 60
												224	H	Canisius	57 <b>58</b>
												231	H	Binghamton	64 53
												237	A	Iona	68 55
												237	H	Iona	61 <b>71</b>
												248	H	Penn	41 <b>55</b>
												251	A	Ohio	40 <b>50</b>
												263	A	Siena	49 <b>62</b>
												263	H	Siena	87 66
												277	A	Rider	53 <b>60</b>
												277	H	Rider	69 53
												307	A	Colgate	61 60
												325	A	Saint Peter's	54 52
												325	H	Saint Peter's	61 52
												328	H	Bucknell	61 55
LAST 12 Division I GAMES:															
183	H	Manhattan	56 44	224	H	Canisius	57 <b>58</b>	325	A	Saint Peter's	54 52				
263	H	Siena	87 66	181	H	Loyola Maryland	48 <b>68</b>	277	H	Rider	69 53				
43	H	Marist	77 <b>79</b>	101	A	Fairfield	46 <b>57</b>	224	A	Canisius	66 60				
101	H	Fairfield	50 <b>56</b>												
237	A	Iona	68 55												
183	A	Manhattan	61 55												

Non-Div I Games:

Niagara

Loss, Non-Conf, S Site, H Home A Away N Neutral

Average RPI Win:	257	WON-LOST	WINNING	LAST 12	STRENGTH OF	OPP. STRENGTH	TEAM	ADJ.	CONF.	ADJ CONF.
Average RPI Loss:	168	RECORD	PCT. RANK	GAMES	SCHEDULE	OF SCHEDULE	RPI	RPI	RPI	RPI
DIV. I ONLY	12- 13	180	5- 7	274	294	216	216	24	24	
DIV. I NON-CONF.	5- 6	191	0- 0	324	290	255	255	27	27	
TOTALS	RPI 1-25	RPI 26-50	W-L RECORDS	RPI 51-100	RPI 101-150	RPI 150+				
12- 13	0- 0	0- 0	OVERALL	0- 4	2- 2	10- 7				
7- 3	0- 0	0- 0	HOME	0- 2	2- 0	5- 1				
4- 9	0- 0	0- 0	AWAY	0- 2	0- 2	4- 5				
1- 1	0- 0	0- 0	NEUTRAL	0- 0	0- 0	1- 1				
5- 6	0- 0	0- 0	NON-CONFERENCE	0- 0	1- 2	4- 4				
2- 1	0- 0	0- 0	HOME	0- 0	1- 0	1- 1				
2- 4	0- 0	0- 0	AWAY	0- 0	0- 2	2- 2				
1- 1	0- 0	0- 0	NEUTRAL	0- 0	0- 0	1- 1				
7- 7	0- 0	0- 0	CONFERENCE	0- 4	1- 0	6- 3				
5- 2	0- 0	0- 0	HOME	0- 2	1- 0	4- 0				
2- 5	0- 0	0- 0	AWAY	0- 2	0- 0	2- 3				
0- 0	0- 0	0- 0	NEUTRAL	0- 0	0- 0	0- 0				

RPI 1-25				RPI 26-50				RPI 51-100				RPI 101+ Team's RPI: 216					
RPI	S	Opponent	Score	RPI	S	Opponent	Score	RPI	S	Opponent	Score	RPI	S	Opponent	Score		
								78	A	Central Ark.	47	67	121	A	UALR	48	62
								78	H	Central Ark.	59	66	136	A	Oregon	76	95
								99	A	McNeese St.	53	68	138	H	Florida A&M	77	69
								99	H	McNeese St.	49	61	141	H	Stephen F. Austin	64	63
													160	A	Sam Houston St.	46	67
													171	A	Lamar	52	70
													171	H	Lamar	70	64
													175	A	Alabama	51	72
													195	H	North Texas	67	64
													222	N	UC Irvine	48	62
													226	A	Texas St.	83	74
													239	A	La.-Monroe	68	78
													275	H	Alabama St.	57	61
													291	H	UTSA	68	62
													296	H	Southeastern La.	88	79
													306	A	La.-Lafayette	72	64
													314	H	Texas-Arlington	78	59
													326	A	A&M-Corpus Christi	63	70
													330	A	Northwestern St.	83	69
													335	N	Weber St.	83	56
													339	A	Texas Southern	69	48
LAST 12 Division I GAMES:																	
				99	H	McNeese St.	49	61	326	A	A&M-Corpus Christi	63	70				
				78	A	Central Ark.	47	67	171	H	Lamar	70	64				
				291	H	UTSA	68	62	99	A	McNeese St.	53	68				
				171	A	Lamar	52	70	296	H	Southeastern La.	88	79				
				141	H	Stephen F. Austin	64	63	78	H	Central Ark.	59	66				
				226	A	Texas St.	83	74	160	A	Sam Houston St.	46	67				

Non-Div I Games: Southern-N.O. 72 52 Belhaven 78 60

Nicholls St.

■ Loss, 
 ■ Non-Conf, 
 ■ S Site, 
 ■ Home 
 ■ A Away 
 N Neutral

Average RPI Win:	282	WON-LOST	WINNING	LAST 12	STRENGTH OF	OPP. STRENGTH	TEAM	ADJ.	CONF.	ADJ CONF.
Average RPI Loss:	173	RECORD	PCT. RANK	GAMES	SCHEDULE	OF SCHEDULE	RPI	RPI	RPI	RPI
DIV. I ONLY	8- 15	256	4- 8	297	290	286	286	29	29	
DIV. I NON-CONF.	3- 6	239	0- 0	236	304	251	251	25	25	
TOTALS	RPI 1-25	RPI 26-50	W-L RECORDS	RPI 51-100	RPI 101-150	RPI 150+				
8- 15	0- 1	0- 0	OVERALL	0- 3	0- 3	8- 8				
4- 7	0- 0	0- 0	HOME	0- 2	0- 1	4- 4				
4- 7	0- 0	0- 0	AWAY	0- 1	0- 2	4- 4				
0- 1	0- 1	0- 0	NEUTRAL	0- 0	0- 0	0- 0				
3- 6	0- 1	0- 0	NON-CONFERENCE	0- 0	0- 1	3- 4				
1- 2	0- 0	0- 0	HOME	0- 0	0- 0	1- 2				
2- 3	0- 0	0- 0	AWAY	0- 0	0- 1	2- 2				
0- 1	0- 1	0- 0	NEUTRAL	0- 0	0- 0	0- 0				
5- 9	0- 0	0- 0	CONFERENCE	0- 3	0- 2	5- 4				
3- 5	0- 0	0- 0	HOME	0- 2	0- 1	3- 2				
2- 4	0- 0	0- 0	AWAY	0- 1	0- 1	2- 2				
0- 0	0- 0	0- 0	NEUTRAL	0- 0	0- 0	0- 0				

RPI 1-25			RPI 26-50			RPI 51-100			RPI 101+ Team's RPI: 286		
RPI	S	Opponent	Score	RPI	S	Opponent	Score	RPI	S	Opponent	Score
23	N	St. Bonaventure	44 58					66	H	Howard	50 73
								80	A	Hampton	43 92
								80	H	Hampton	46 68
								107	A	VCU	59 79
								144	A	Coppin St.	62 67
								144	H	Coppin St.	58 61
								156	A	Monmouth	62 69
								168	H	George Mason	60 57
								205	H	Radford	68 80
								215	A	Md.-East. Shore	58 62
								215	H	Md.-East. Shore	61 58
								220	H	William & Mary	76 79
								261	H	South Carolina St.	69 75
								287	A	S.C. Upstate	94 81
								292	A	Morgan St.	76 75
								292	H	Morgan St.	68 75
								293	A	Wofford	45 50
								305	A	Bethune-Cookman	73 83
								315	H	Savannah St.	54 49
								320	A	Delaware St.	84 66
								320	H	Delaware St.	78 73
								339	A	Texas Southern	80 58
LAST 12 Division I GAMES:											
305	A	Bethune-Cookman	73 83	292	H	Morgan St.	68 75				
320	H	Delaware St.	78 73	80	A	Hampton	43 92				
80	H	Hampton	46 68	144	A	Coppin St.	62 67				
215	A	Md.-East. Shore	58 62	292	A	Morgan St.	76 75				
320	A	Delaware St.	84 66	66	H	Howard	50 73				
144	H	Coppin St.	58 61	215	H	Md.-East. Shore	61 58				

Non-Div I Games: Virginia Union 76 58 Chowan 60 43

Norfolk St.

■ Loss, 
 ■ Non-Conf, 
 ■ S Site, 
 ■ Home 
 ■ A Away 
 N Neutral

Average RPI Win:	201	WON-LOST	WINNING	LAST 12	STRENGTH OF	OPP. STRENGTH	TEAM	ADJ.	CONF.	ADJ CONF.
Average RPI Loss:	36	RECORD	PCT. RANK	GAMES	SCHEDULE	OF SCHEDULE	RPI	RPI	RPI	RPI
DIV. I ONLY	19- 10	85	7- 5	96	72	83	83	6	6	
DIV. I NON-CONF.	10- 3	49	0- 0	326	237	160	160	6	6	
TOTALS	RPI 1-25	RPI 26-50	W-L RECORDS	RPI 51-100	RPI 101-150	RPI 150+				
19- 10	1- 8	2- 1	OVERALL	4- 0	0- 0	12- 1				
13- 4	1- 3	1- 0	HOME	1- 0	0- 0	10- 1				
5- 5	0- 5	1- 0	AWAY	3- 0	0- 0	1- 0				
1- 1	0- 0	0- 1	NEUTRAL	0- 0	0- 0	1- 0				
10- 3	0- 2	0- 1	NON-CONFERENCE	0- 0	0- 0	10- 0				
9- 0	0- 0	0- 0	HOME	0- 0	0- 0	9- 0				
0- 2	0- 2	0- 0	AWAY	0- 0	0- 0	0- 0				
1- 1	0- 0	0- 1	NEUTRAL	0- 0	0- 0	1- 0				
9- 7	1- 6	2- 0	CONFERENCE	4- 0	0- 0	2- 1				
4- 4	1- 3	1- 0	HOME	1- 0	0- 0	1- 1				
5- 3	0- 3	1- 0	AWAY	3- 0	0- 0	1- 0				
0- 0	0- 0	0- 0	NEUTRAL	0- 0	0- 0	0- 0				

RPI	S	Opponent	Score	RPI	S	Opponent	Score	RPI	S	Opponent	Score	RPI	S	Opponent	Score
3	A	Connecticut	35 86	32	N	South Carolina	48 79	88	A	Florida St.	71 66	200	H	Boston College	77 46
8	A	Maryland	64 84	49	A	Virginia	78 73	97	A	Wake Forest	75 71	207	A	Virginia Tech	56 37
8	H	Maryland	72 78	49	H	Virginia	64 56	98	A	North Carolina St.	60 50	229	N	East Carolina	65 61
9	A	Duke	56 96					98	H	North Carolina St.	68 59	241	H	Clemson	47 52
9	H	Duke	63 69									253	H	Presbyterian	61 38
11	A	Miami (FL)	37 61									272	H	East Tenn. St.	93 77
11	H	Miami (FL)	65 63									273	H	Kennesaw St.	76 62
19	A	Penn St.	84 103									287	H	S.C. Upstate	91 34
21	H	Georgia Tech	54 56									297	H	UNC Greensboro	91 35
												315	H	Savannah St.	74 21
												329	H	Gardner-Webb	109 44
												332	H	Lipscomb	95 53
												341	H	N.C. Central	79 42
LAST 12 Division I GAMES:															
9	H	Duke	63 69	9	A	Duke	56 96								
8	A	Maryland	64 84	49	H	Virginia	64 56								
98	H	North Carolina St.	68 59	97	A	Wake Forest	75 71								
88	A	Florida St.	71 66	200	H	Boston College	77 46								
21	H	Georgia Tech	54 56	98	A	North Carolina St.	60 50								
11	A	Miami (FL)	37 61	207	A	Virginia Tech	56 37								

Non-Div I Games:

North Carolina

■ Loss, 
■ Non-Conf, 
■ S Site, 
■ H Home 
■ A Away 
N Neutral

Average RPI Win:	181	WON-LOST	WINNING	LAST 12	STRENGTH OF	OPP. STRENGTH	TEAM	ADJ.	CONF.	ADJ CONF.
Average RPI Loss:	52	RECORD	PCT. RANK	GAMES	SCHEDULE	OF SCHEDULE	RPI	RPI	RPI	RPI
DIV. I ONLY	16- 14	154	4- 8	52	67	98	98	6	6	
DIV. I NON-CONF.	11- 3	45	1- 0	91	135	52	52	6	6	
TOTALS	RPI 1-25	RPI 26-50	W-L RECORDS	RPI 51-100	RPI 101-150	RPI 150+				
16- 14	1- 6	1- 2	OVERALL	3- 5	0- 1	11- 0				
8- 8	1- 3	1- 2	HOME	1- 3	0- 0	5- 0				
6- 6	0- 3	0- 0	AWAY	1- 2	0- 1	5- 0				
2- 0	0- 0	0- 0	NEUTRAL	1- 0	0- 0	1- 0				
11- 3	1- 0	1- 1	NON-CONFERENCE	2- 1	0- 1	7- 0				
7- 1	1- 0	1- 1	HOME	1- 0	0- 0	4- 0				
2- 2	0- 0	0- 0	AWAY	0- 1	0- 1	2- 0				
2- 0	0- 0	0- 0	NEUTRAL	1- 0	0- 0	1- 0				
5- 11	0- 6	0- 1	CONFERENCE	1- 4	0- 0	4- 0				
1- 7	0- 3	0- 1	HOME	0- 3	0- 0	1- 0				
4- 4	0- 3	0- 0	AWAY	1- 1	0- 0	3- 0				
0- 0	0- 0	0- 0	NEUTRAL	0- 0	0- 0	0- 0				

RPI 1-25				RPI 26-50				RPI 51-100 Team's RPI: 98				RPI 101+			
RPI	S	Opponent	Score	RPI	S	Opponent	Score	RPI	S	Opponent	Score	RPI	S	Opponent	Score
8	H	Maryland	50 65	32	H	South Carolina	55 53	65	N	Fla. Gulf Coast	69 64	118	A	Northwestern	59 76
9	A	Duke	59 83	47	H	Richmond	58 72	79	A	Creighton	67 74	175	H	Alabama	79 57
11	A	Miami (FL)	68 78	49	H	Virginia	47 55	82	H	UNC Wilmington	83 64	176	A	TCU	85 79
11	H	Miami (FL)	61 73					83	A	North Carolina	59 68	200	A	Boston College	73 69
21	A	Georgia Tech	68 75					83	H	North Carolina	50 60	200	H	Boston College	80 57
21	H	Georgia Tech	66 76					88	H	Florida St.	64 67	207	A	Virginia Tech	65 53
25	H	Vanderbilt	66 59					97	A	Wake Forest	75 66	241	A	Clemson	62 46
								97	H	Wake Forest	57 70	245	A	Hawaii	84 54
												268	N	Alcorn St.	85 70
												278	H	Longwood	74 45
												284	H	Jacksonville	80 42
												321	H	Southeast Mo. St.	66 29
LAST 12 Division I GAMES:															
8	H	Maryland	50 65	49	H	Virginia	47 55								
200	A	Boston College	73 69	21	A	Georgia Tech	68 75								
83	A	North Carolina	59 68	207	A	Virginia Tech	65 53								
11	H	Miami (FL)	61 73	88	H	Florida St.	64 67								
97	H	Wake Forest	57 70	83	H	North Carolina	50 60								
278	H	Longwood	74 45	241	A	Clemson	62 46								

Non-Div I Games:

North Carolina St.

■ Loss, 
 ■ Non-Conf, S Site, 
 ■ Home 
 ■ Away 
 N Neutral

## North Dakota

Average RPI Win:	270	WON-LOST	WINNING	LAST 12	STRENGTH OF	OPP. STRENGTH	TEAM	ADJ.	CONF.	ADJ CONF.
Average RPI Loss:	183	RECORD	PCT. RANK	GAMES	SCHEDULE	OF SCHEDULE	RPI	RPI	RPI	RPI
DIV. I ONLY	15- 10	109	9- 1	339	270	225	225	33	33	
DIV. I NON-CONF.	7- 9	206	1- 0	292	139	227	227	33	33	
TOTALS	RPI 1-25	RPI 26-50	W-L RECORDS	RPI 51-100	RPI 101-150	RPI 150+				
15- 10	0- 0	0- 0	OVERALL	1- 1	2- 3	12- 6				
7- 3	0- 0	0- 0	HOME	1- 1	1- 1	5- 1				
7- 6	0- 0	0- 0	AWAY	0- 0	1- 2	6- 4				
1- 1	0- 0	0- 0	NEUTRAL	0- 0	0- 0	1- 1				
7- 9	0- 0	0- 0	NON-CONFERENCE	1- 1	2- 3	4- 5				
3- 2	0- 0	0- 0	HOME	1- 1	1- 1	1- 0				
3- 6	0- 0	0- 0	AWAY	0- 0	1- 2	2- 4				
1- 1	0- 0	0- 0	NEUTRAL	0- 0	0- 0	1- 1				
8- 1	0- 0	0- 0	CONFERENCE	0- 0	0- 0	8- 1				
4- 1	0- 0	0- 0	HOME	0- 0	0- 0	4- 1				
4- 0	0- 0	0- 0	AWAY	0- 0	0- 0	4- 0				
0- 0	0- 0	0- 0	NEUTRAL	0- 0	0- 0	0- 0				

RPI 1-25			RPI 26-50			RPI 51-100			RPI 101+			Team's RPI: 225			
RPI	S	Opponent	Score	RPI	S	Opponent	Score	RPI	S	Opponent	Score				
								75	H	Duquesne	86 80	102	A	Missouri	52 69
								79	H	Creighton	54 72	120	A	Harvard	60 57
												132	A	Montana St.	54 70
												132	H	Montana St.	63 67
												140	H	UNI	74 70
												154	A	Drake	60 74
												158	A	Montana	39 60
												178	A	Colorado St.	52 58
												264	A	Tex.-Pan American	60 58
												264	H	Tex.-Pan American	93 60
												279	A	Idaho	78 68
												279	H	Idaho	84 54
												279	N	Idaho	50 53
												304	H	Utah Valley	54 58
												310	N	Southern Utah	62 61
												311	A	Air Force	54 65
												323	A	NJIT	65 55
												323	H	NJIT	68 42
												327	A	New Mexico St.	63 46
												331	A	Chicago St.	77 68
												331	H	Chicago St.	80 46
												342	A	Houston Baptist	57 36
												342	H	Houston Baptist	93 34
LAST 12 Division I GAMES:															
				342	A	Houston Baptist	57 36			331	A	Chicago St.	77 68		
				264	A	Tex.-Pan American	60 58			323	A	NJIT	65 55		
				323	H	NJIT	68 42			304	H	Utah Valley	54 58		
				331	H	Chicago St.	80 46			120	A	Harvard	60 57		
				264	H	Tex.-Pan American	93 60			311	A	Air Force	54 65		
				342	H	Houston Baptist	93 34			279	A	Idaho	78 68		

Non-Div I Games: Jamestown 57 47 Mayville St. 79 45 Bemidji St. 86 50

North Dakota

Loss, Non-Conf, S Site, H Home A Away N Neutral



Average RPI Win:	261	WON-LOST	WINNING	LAST 12	STRENGTH OF	OPP. STRENGTH	TEAM	ADJ.	CONF.	ADJ CONF.
Average RPI Loss:	121	RECORD	PCT. RANK	GAMES	SCHEDULE	OF SCHEDULE	RPI	RPI	RPI	RPI
DIV. I ONLY	8- 19	273	4- 8	129	136	246	246	19	19	
DIV. I NON-CONF.	1- 9	323	0- 0	54	37	257	257	11	11	
TOTALS	RPI 1-25	RPI 26-50	W-L RECORDS	RPI 51-100	RPI 101-150	RPI 150+				
8- 19	0- 1	0- 1	OVERALL	1- 5	0- 8	7- 4				
5- 6	0- 0	0- 1	HOME	1- 3	0- 2	4- 0				
2- 11	0- 0	0- 0	AWAY	0- 2	0- 5	2- 4				
1- 2	0- 1	0- 0	NEUTRAL	0- 0	0- 1	1- 0				
1- 9	0- 1	0- 1	NON-CONFERENCE	0- 2	0- 4	1- 1				
0- 3	0- 0	0- 1	HOME	0- 2	0- 0	0- 0				
0- 4	0- 0	0- 0	AWAY	0- 0	0- 3	0- 1				
1- 2	0- 1	0- 0	NEUTRAL	0- 0	0- 1	1- 0				
7- 10	0- 0	0- 0	CONFERENCE	1- 3	0- 4	6- 3				
5- 3	0- 0	0- 0	HOME	1- 1	0- 2	4- 0				
2- 7	0- 0	0- 0	AWAY	0- 2	0- 2	2- 3				
0- 0	0- 0	0- 0	NEUTRAL	0- 0	0- 0	0- 0				

RPI 1-25				RPI 26-50				RPI 51-100				RPI 101+				Team's RPI: 246	
RPI	S	Opponent	Score	RPI	S	Opponent	Score	RPI	S	Opponent	Score	RPI	S	Opponent	Score		
12	N	Kansas St.	47 70	27	H	Green Bay	59 82	60	A	South Dakota St.	43 88	103	A	Oral Roberts	66 92		
								60	H	South Dakota St.	52 88	103	H	Oral Roberts	75 84		
								75	H	Duquesne	66 74	108	A	UNLV	57 76		
								79	H	Creighton	51 71	118	N	Northwestern	55 68		
								90	A	South Dakota	40 53	126	A	Minnesota	41 80		
								90	H	South Dakota	64 50	140	A	UNI	41 60		
												147	A	UMKC	64 68		
												147	H	UMKC	58 76		
												154	A	Drake	49 57		
												233	A	Oakland	52 68		
												233	H	Oakland	78 65		
												254	A	Western Ill.	65 68		
												254	H	Western Ill.	73 53		
												258	A	IUPUI	39 49		
												288	A	IPFW	64 50		
												288	H	IPFW	77 70		
												310	A	Southern Utah	80 68		
												310	H	Southern Utah	74 56		
												317	N	Nevada	67 47		
LAST 12 Division I GAMES:																	
254	H	Western Ill.	73 53	288	A	IPFW	64 50										
60	A	South Dakota St.	43 88	233	A	Oakland	52 68										
147	A	UMKC	64 68	60	H	South Dakota St.	52 88										
90	A	South Dakota	40 53	147	H	UMKC	58 76										
310	H	Southern Utah	74 56	90	H	South Dakota	64 50										
103	H	Oral Roberts	75 84	103	A	Oral Roberts	66 92										

Non-Div I Games: Dakota St. 92 48 Valley City St. 85 64

North Dakota St.

■ Loss, 
 ■ Non-Conf, S Site, 
 ■ Home 
 ■ Away 
 N Neutral

# North Florida

Through Games Of Sunday, February 26, 2012

Average RPI Win: <b>286</b>	WON-LOST	WINNING	LAST 12	STRENGTH OF	OPP. STRENGTH	TEAM	ADJ.	CONF.	ADJ CONF.
Average RPI Loss: <b>188</b>	RECORD	PCT. RANK	GAMES	SCHEDULE	OF SCHEDULE	RPI	RPI	RPI	RPI
DIV. I ONLY	13- 16	198	7- 5	324	313	265	265	30	30
DIV. I NON-CONF.	3- 8	269	0- 0	309	249	317	317	30	30
TOTALS	RPI 1-25	RPI 26-50	W-L RECORDS	RPI 51-100	RPI 101-150	RPI 150+			
13- 16	0- 0	0- 1	OVERALL	0- 3	1- 3	12- 9			
9- 4	0- 0	0- 0	HOME	0- 1	1- 0	8- 3			
4- 12	0- 0	0- 1	AWAY	0- 2	0- 3	4- 6			
0- 0	0- 0	0- 0	NEUTRAL	0- 0	0- 0	0- 0			
3- 8	0- 0	0- 1	NON-CONFERENCE	0- 1	0- 2	3- 4			
3- 1	0- 0	0- 0	HOME	0- 0	0- 0	3- 1			
0- 7	0- 0	0- 1	AWAY	0- 1	0- 2	0- 3			
0- 0	0- 0	0- 0	NEUTRAL	0- 0	0- 0	0- 0			
10- 8	0- 0	0- 0	CONFERENCE	0- 2	1- 1	9- 5			
6- 3	0- 0	0- 0	HOME	0- 1	1- 0	5- 2			
4- 5	0- 0	0- 0	AWAY	0- 1	0- 1	4- 3			
0- 0	0- 0	0- 0	NEUTRAL	0- 0	0- 0	0- 0			

RPI S	Opponent	Score	RPI S	Opponent	Score	RPI S	Opponent	Score	RPI S	Opponent	Score	Team's RPI: 265
41	A West Virginia	30 86	65	A Fla. Gulf Coast	34 68	102	A Missouri	46 67				
			65	H Fla. Gulf Coast	61 72	129	A Stetson	55 63				
			87	A South Fla.	41 76	129	H Stetson	59 56				
						147	A UMKC	63 100				
						159	A Fla. Atlantic	52 63				
						191	A Ole Miss	59 68				
						247	A Belmont	35 57				
						247	H Belmont	37 54				
						272	A East Tenn. St.	74 69				
						272	H East Tenn. St.	70 67				
						273	A Kennesaw St.	66 57				
						273	H Kennesaw St.	64 56				
						284	A Jacksonville	46 44				
						284	H Jacksonville	51 36				
						287	A S.C. Upstate	65 71				
						287	H S.C. Upstate	57 58				
						290	H Coastal Caro.	67 37				
						305	A Bethune-Cookman	63 66				
						315	H Savannah St.	61 64				
						320	H Delaware St.	72 61				
						322	A Mercer	49 39				
						322	H Mercer	66 49				
						332	A Lipscomb	64 73				
						332	H Lipscomb	77 67				
						340	H Jacksonville St.	63 47				
LAST 12 Division I GAMES:												
284	A Jacksonville	46 44	65	H Fla. Gulf Coast	61 72							
273	H Kennesaw St.	64 56	332	A Lipscomb	64 73							
322	H Mercer	66 49	247	A Belmont	35 57							
272	A East Tenn. St.	74 69	322	A Mercer	49 39							
287	A S.C. Upstate	65 71	273	A Kennesaw St.	66 57							
129	H Stetson	59 56	287	H S.C. Upstate	57 58							

Non-Div I Games:

North Florida

Loss, Non-Conf, S Site, H Home A Away N Neutral

## North Texas

Through Games Of Sunday, February 26, 2012

Average RPI Win: <b>239</b>	WON-LOST	WINNING	LAST 12	STRENGTH OF	OPP. STRENGTH	TEAM	ADJ.	CONF.	ADJ CONF.
Average RPI Loss: <b>133</b>	RECORD	PCT. RANK	GAMES	SCHEDULE	OF SCHEDULE	RPI	RPI	RPI	RPI
DIV. I ONLY	<b>14- 15</b>	<b>173</b>	<b>5- 7</b>	<b>226</b>	<b>160</b>	<b>195</b>	<b>195</b>	<b>17</b>	<b>17</b>
DIV. I NON-CONF.	<b>7- 6</b>	<b>153</b>	<b>0- 0</b>	<b>173</b>	<b>183</b>	<b>147</b>	<b>147</b>	<b>14</b>	<b>14</b>
TOTALS	RPI 1-25	RPI 26-50	W-L RECORDS	RPI 51-100	RPI 101-150	RPI 150+			
14- 15	0- 0	0- 2	OVERALL	1- 2	1- 5	12- 6			
8- 5	0- 0	0- 1	HOME	0- 1	1- 2	7- 1			
4- 10	0- 0	0- 1	AWAY	0- 1	0- 3	4- 5			
2- 0	0- 0	0- 0	NEUTRAL	1- 0	0- 0	1- 0			
7- 6	0- 0	0- 1	NON-CONFERENCE	1- 2	0- 1	6- 2			
3- 2	0- 0	0- 0	HOME	0- 1	0- 1	3- 0			
2- 4	0- 0	0- 1	AWAY	0- 1	0- 0	2- 2			
2- 0	0- 0	0- 0	NEUTRAL	1- 0	0- 0	1- 0			
7- 9	0- 0	0- 1	CONFERENCE	0- 0	1- 4	6- 4			
5- 3	0- 0	0- 1	HOME	0- 0	1- 1	4- 1			
2- 6	0- 0	0- 0	AWAY	0- 0	0- 3	2- 3			
0- 0	0- 0	0- 0	NEUTRAL	0- 0	0- 0	0- 0			

RPI 1-25			RPI 26-50			RPI 51-100			RPI 101+ Team's RPI: 195		
RPI	S	Opponent	Score	RPI	S	Opponent	Score	RPI	S	Opponent	Score
38	H	Middle Tenn.	68 70	55	A	Texas	62 71	103	H	Oral Roberts	60 70
44	A	Missouri St.	67 78	56	N	Oregon St.	60 53	121	A	UALR	39 52
				73	H	Tulane	47 55	121	H	UALR	64 57
								124	A	Denver	36 55
								124	H	Denver	44 50
								146	A	FIU	65 68
								157	A	Arizona	62 69
								159	A	Fla. Atlantic	63 71
								175	H	Alabama	69 63
								177	A	South Ala.	60 69
								188	H	SMU	50 46
								216	A	Nicholls St.	64 67
								218	A	Arkansas St.	64 70
								218	H	Arkansas St.	68 54
								226	A	Texas St.	61 43
								234	H	Western Ky.	50 42
								239	A	La.-Monroe	56 54
								239	H	La.-Monroe	67 70
								294	H	New Mexico	63 50
								306	A	La.-Lafayette	66 45
								306	H	La.-Lafayette	78 40
								314	A	Texas-Arlington	66 47
								326	N	A&M-Corpus Christi	72 58
								336	H	Troy	57 36
LAST 12 Division I GAMES:											
124	A	Denver	36 55	38	H	Middle Tenn.	68 70				
121	A	UALR	39 52	218	H	Arkansas St.	68 54				
306	H	La.-Lafayette	78 40	306	A	La.-Lafayette	66 45				
239	H	La.-Monroe	67 70	124	H	Denver	44 50				
159	A	Fla. Atlantic	63 71	239	A	La.-Monroe	56 54				
146	A	FIU	65 68	234	H	Western Ky.	50 42				

Non-Div I Games:

North Texas

■ Loss, 
 ■ Non-Conf, 
 ■ S Site, 
 ■ H Home 
 ■ A Away 
 N Neutral

## Northeastern

Average RPI Win: **206** WON-LOST WINNING LAST 12  
 Average RPI Loss: **92** RECORD PCT. RANK GAMES STRENGTH OF OPP. STRENGTH TEAM ADJ. CONF. ADJ CONF.  
 SCHEDULE OF SCHEDULE RPI RPI RPI RPI

DIV. I ONLY 7- 21 296 4- 8 44 91 202 202 7 7  
 DIV. I NON-CONF. 2- 9 299 0- 0 21 130 188 188 7 7

TOTALS RPI 1-25 RPI 26-50 W-L RECORDS RPI 51-100 RPI 101-150 RPI 150+  
 7- 21 0- 4 1- 0 OVERALL 0- 10 0- 3 6- 4  
 5- 7 0- 1 1- 0 HOME 0- 4 0- 1 4- 1  
 2- 13 0- 2 0- 0 AWAY 0- 6 0- 2 2- 3  
 0- 1 0- 1 0- 0 NEUTRAL 0- 0 0- 0 0- 0  
 2- 9 0- 2 0- 0 NON-CONFERENCE 0- 4 0- 2 2- 1  
 1- 3 0- 0 0- 0 HOME 0- 2 0- 1 1- 0  
 1- 5 0- 1 0- 0 AWAY 0- 2 0- 1 1- 1  
 0- 1 0- 1 0- 0 NEUTRAL 0- 0 0- 0 0- 0  
 5- 12 0- 2 1- 0 CONFERENCE 0- 6 0- 1 4- 3  
 4- 4 0- 1 1- 0 HOME 0- 2 0- 0 3- 1  
 1- 8 0- 1 0- 0 AWAY 0- 4 0- 1 1- 2  
 0- 0 0- 0 0- 0 NEUTRAL 0- 0 0- 0 0- 0

RPI 1-25				RPI 26-50				RPI 51-100				RPI 101+ Team's RPI: 202			
RPI	S	Opponent	Score	RPI	S	Opponent	Score	RPI	S	Opponent	Score	RPI	S	Opponent	Score
7	A	Delaware	71 <b>89</b>	33	H	James Madison	61 50	51	H	Temple	58 <b>72</b>	107	A	VCU	60 <b>67</b>
7	H	Delaware	54 <b>70</b>					52	A	Hofstra	66 <b>72</b>	108	A	UNLV	58 <b>61</b>
10	A	Kentucky	47 <b>81</b>					58	H	Eastern Mich.	53 <b>83</b>	145	H	La Salle	60 <b>75</b>
17	N	Georgia	61 <b>81</b>					67	A	Boston U.	65 <b>75</b>	168	A	George Mason	62 <b>75</b>
								82	A	UNC Wilmington	53 <b>60</b>	168	H	George Mason	58 54
								82	H	UNC Wilmington	64 <b>69</b>	169	A	Holy Cross	68 <b>70</b>
								84	A	Drexel	39 <b>66</b>	203	A	Old Dominion	78 66
								84	H	Drexel	41 <b>63</b>	203	H	Old Dominion	70 <b>73</b>
								89	A	Towson	54 <b>58</b>	220	H	William & Mary	82 71
								93	A	Miami (OH)	55 <b>75</b>	243	A	Georgia St.	74 <b>81</b>
												243	H	Georgia St.	76 51
												274	H	Vermont	78 62
												298	A	Kent St.	73 65
LAST 12 Division I GAMES:															
7	A	Delaware	71 <b>89</b>	84	H	Drexel	41 <b>63</b>								
203	A	Old Dominion	78 66	243	A	Georgia St.	74 <b>81</b>								
33	H	James Madison	61 50	220	H	William & Mary	82 71								
243	H	Georgia St.	76 51	82	H	UNC Wilmington	64 <b>69</b>								
89	A	Towson	54 <b>58</b>	52	A	Hofstra	66 <b>72</b>								
168	A	George Mason	62 <b>75</b>	84	A	Drexel	39 <b>66</b>								

N  
o  
r  
t  
h  
e  
a  
s  
t  
e  
r  
nN  
o  
r  
t  
h  
e  
a  
s  
t  
e  
r  
n

Non-Div I Games:

Northeastern

Loss, Non-Conf, S Site, H Home A Away N Neutral

Average RPI Win:	301	WON-LOST	WINNING	LAST 12	STRENGTH OF	OPP. STRENGTH	TEAM	ADJ.	CONF.	ADJ CONF.
Average RPI Loss:	155	RECORD	PCT. RANK	GAMES	SCHEDULE	OF SCHEDULE	RPI	RPI	RPI	RPI
DIV. I ONLY	7- 19	292	3- 9	240	253	302	302	18	18	
DIV. I NON-CONF.	4- 8	239	0- 1	221	325	280	280	16	16	
TOTALS	RPI 1-25	RPI 26-50	W-L RECORDS	RPI 51-100	RPI 101-150	RPI 150+				
7- 19	0- 0	0- 2	OVERALL	0- 3	0- 7	7- 7				
6- 5	0- 0	0- 1	HOME	0- 1	0- 2	6- 1				
1- 14	0- 0	0- 1	AWAY	0- 2	0- 5	1- 6				
0- 0	0- 0	0- 0	NEUTRAL	0- 0	0- 0	0- 0				
4- 8	0- 0	0- 2	NON-CONFERENCE	0- 1	0- 2	4- 3				
4- 1	0- 0	0- 1	HOME	0- 0	0- 0	4- 0				
0- 7	0- 0	0- 1	AWAY	0- 1	0- 2	0- 3				
0- 0	0- 0	0- 0	NEUTRAL	0- 0	0- 0	0- 0				
3- 11	0- 0	0- 0	CONFERENCE	0- 2	0- 5	3- 4				
2- 4	0- 0	0- 0	HOME	0- 1	0- 2	2- 1				
1- 7	0- 0	0- 0	AWAY	0- 1	0- 3	1- 3				
0- 0	0- 0	0- 0	NEUTRAL	0- 0	0- 0	0- 0				

RPI 1-25				RPI 26-50				RPI 51-100				RPI 101+				Team's RPI: 302
RPI	S	Opponent	Score	RPI	S	Opponent	Score	RPI	S	Opponent	Score	RPI	S	Opponent	Score	
				39	H	Nebraska	88 97	74	A	Idaho St.	54 62	116	A	Colorado	60 84	
				46	A	Iowa St.	41 65	74	H	Idaho St.	44 49	132	A	Montana St.	65 77	
								90	A	South Dakota	56 73	132	H	Montana St.	78 83	
												139	A	Northern Colo.	71 77	
												142	A	Utah St.	51 70	
												149	A	Eastern Wash.	58 84	
												149	H	Eastern Wash.	56 74	
												158	A	Montana	48 60	
												199	A	Portland St.	59 73	
												199	H	Portland St.	74 84	
												244	A	Sacramento St.	85 91	
												244	H	Sacramento St.	94 56	
												271	A	San Jose St.	64 74	
												281	H	Cal St. Fullerton	64 54	
												289	A	CSU Bakersfield	77 86	
												298	H	Kent St.	72 56	
												304	A	Utah Valley	56 73	
												304	H	Utah Valley	73 59	
												309	H	UC Riverside	67 59	
												335	A	Weber St.	85 82	
												335	H	Weber St.	71 58	
LAST 12 Division I GAMES:																
				289	A	CSU Bakersfield	77 86	244	H	Sacramento St.	94 56					
				132	H	Montana St.	78 83	74	H	Idaho St.	44 49					
				335	A	Weber St.	85 82	335	H	Weber St.	71 58					
				74	A	Idaho St.	54 62	132	A	Montana St.	65 77					
				199	A	Portland St.	59 73	158	A	Montana	48 60					
				149	A	Eastern Wash.	58 84	149	H	Eastern Wash.	56 74					

Non-Div I Games: Adams St. 76 50

Northern Ariz.

■ Loss, 
 ■ Non-Conf, 
 ■ S Site, 
 ■ H Home 
 ■ A Away 
 N Neutral

## Northern Colo.

Through Games Of Sunday, February 26, 2012

Average RPI Win:	237	WON-LOST	WINNING	LAST 12	STRENGTH OF	OPP. STRENGTH	TEAM	ADJ.	CONF.	ADJ CONF.
Average RPI Loss:	123	RECORD	PCT. RANK	GAMES	SCHEDULE	OF SCHEDULE	RPI	RPI	RPI	RPI
DIV. I ONLY	15- 10	109	8- 4	214	181	139	139	18	18	
DIV. I NON-CONF.	6- 5	139	0- 0	224	233	151	151	16	16	
TOTALS	RPI 1-25	RPI 26-50	W-L RECORDS	RPI 51-100	RPI 101-150	RPI 150+				
15- 10	0- 0	0- 0	OVERALL	0- 4	2- 3	13- 3				
8- 3	0- 0	0- 0	HOME	0- 1	1- 2	7- 0				
7- 7	0- 0	0- 0	AWAY	0- 3	1- 1	6- 3				
0- 0	0- 0	0- 0	NEUTRAL	0- 0	0- 0	0- 0				
6- 5	0- 0	0- 0	NON-CONFERENCE	0- 2	0- 1	6- 2				
3- 1	0- 0	0- 0	HOME	0- 0	0- 1	3- 0				
3- 4	0- 0	0- 0	AWAY	0- 2	0- 0	3- 2				
0- 0	0- 0	0- 0	NEUTRAL	0- 0	0- 0	0- 0				
9- 5	0- 0	0- 0	CONFERENCE	0- 2	2- 2	7- 1				
5- 2	0- 0	0- 0	HOME	0- 1	1- 1	4- 0				
4- 3	0- 0	0- 0	AWAY	0- 1	1- 1	3- 1				
0- 0	0- 0	0- 0	NEUTRAL	0- 0	0- 0	0- 0				

RPI 1-25				RPI 26-50				RPI 51-100				RPI 101+ Team's RPI: 139			
RPI	S	Opponent	Score	RPI	S	Opponent	Score	RPI	S	Opponent	Score	RPI	S	Opponent	Score
								64	A	UTEP	51 74	124	H	Denver	57 66
								74	A	Idaho St.	52 57	132	A	Montana St.	50 58
								74	H	Idaho St.	50 64	132	H	Montana St.	51 52
								90	A	South Dakota	48 73	149	A	Eastern Wash.	56 53
												149	H	Eastern Wash.	56 49
												158	A	Montana	56 54
												158	H	Montana	59 42
												165	A	Bradley	49 59
												173	A	Santa Clara	37 71
												178	H	Colorado St.	66 60
												199	A	Portland St.	61 62
												214	H	UC Santa Barbara	44 39
												222	H	UC Irvine	71 56
												244	A	Sacramento St.	64 56
												244	H	Sacramento St.	68 58
												267	A	San Francisco	85 81
												294	A	New Mexico	61 54
												302	H	Northern Ariz.	77 71
												311	A	Air Force	71 51
												335	A	Weber St.	62 54
												335	H	Weber St.	70 57
LAST 12 Division I GAMES:															
				335	A	Weber St.	62 54					74	H	Idaho St.	50 64
				149	H	Eastern Wash.	56 49					132	H	Montana St.	51 52
				158	A	Montana	56 54					158	H	Montana	59 42
				132	A	Montana St.	50 58					149	A	Eastern Wash.	56 53
				335	H	Weber St.	70 57					199	A	Portland St.	61 62
				244	A	Sacramento St.	64 56					244	H	Sacramento St.	68 58

Non-Div I Games: Black Hills St. 72 35 Neb.-Kearney 69 52

Northern Colo.

Loss, Non-Conf, S Site, H Home A Away N Neutral

Average RPI Win: <b>221</b>	WON-LOST	WINNING	LAST 12	STRENGTH OF	OPP. STRENGTH	TEAM	ADJ.	CONF.	ADJ CONF.
Average RPI Loss: <b>128</b>	RECORD	PCT. RANK	GAMES	SCHEDULE	OF SCHEDULE	RPI	RPI	RPI	RPI
DIV. I ONLY	<b>12- 15</b>	<b>205</b>	<b>6- 6</b>	<b>166</b>	<b>127</b>	<b>192</b>	<b>192</b>	<b>12</b>	<b>12</b>
DIV. I NON-CONF.	<b>6- 6</b>	<b>161</b>	<b>0- 0</b>	<b>210</b>	<b>115</b>	<b>178</b>	<b>178</b>	<b>13</b>	<b>13</b>
TOTALS	RPI 1-25	RPI 26-50	W-L RECORDS	RPI 51-100	RPI 101-150	RPI 150+			
12- 15	0- 1	0- 0	OVERALL	2- 6	1- 1	9- 7			
7- 6	0- 0	0- 0	HOME	1- 2	1- 0	5- 4			
5- 9	0- 1	0- 0	AWAY	1- 4	0- 1	4- 3			
0- 0	0- 0	0- 0	NEUTRAL	0- 0	0- 0	0- 0			
6- 6	0- 1	0- 0	NON-CONFERENCE	1- 1	1- 1	4- 3			
4- 2	0- 0	0- 0	HOME	1- 0	1- 0	2- 2			
2- 4	0- 1	0- 0	AWAY	0- 1	0- 1	2- 1			
0- 0	0- 0	0- 0	NEUTRAL	0- 0	0- 0	0- 0			
6- 9	0- 0	0- 0	CONFERENCE	1- 5	0- 0	5- 4			
3- 4	0- 0	0- 0	HOME	0- 2	0- 0	3- 2			
3- 5	0- 0	0- 0	AWAY	1- 3	0- 0	2- 2			
0- 0	0- 0	0- 0	NEUTRAL	0- 0	0- 0	0- 0			

RPI 1-25				RPI 26-50				RPI 51-100				RPI 101+ Team's RPI: 192			
RPI	S	Opponent	Score	RPI	S	Opponent	Score	RPI	S	Opponent	Score	RPI	S	Opponent	Score
20	A	DePaul	46 <b>65</b>					51	H	Temple	58 52	110	A	Eastern Ill.	62 <b>72</b>
								58	A	Eastern Mich.	52 <b>64</b>	137	H	Indiana St.	47 43
								58	H	Eastern Mich.	57 <b>77</b>	163	H	Ill.-Chicago	47 <b>49</b>
								59	A	Bowling Green	47 <b>57</b>	165	H	Bradley	45 <b>50</b>
								81	A	Toledo	39 <b>49</b>	167	A	Central Mich.	50 <b>73</b>
								81	H	Toledo	47 <b>49</b>	167	H	Central Mich.	67 <b>86</b>
								92	A	Illinois St.	62 <b>81</b>	204	A	Akron	72 66
								93	A	Miami (OH)	70 58	206	A	Indiana	60 59
												213	H	Buffalo	46 <b>62</b>
												221	A	Loyola Chicago	42 <b>73</b>
												251	H	Ohio	50 46
												254	H	Western Ill.	91 84
												259	H	Southern Ill.	53 50
												270	A	Ball St.	43 <b>50</b>
												270	H	Ball St.	58 44
												298	H	Kent St.	66 55
												299	A	Western Mich.	53 41
												331	A	Chicago St.	73 40
LAST 12 Division I GAMES:															
81	A	Toledo	39 <b>49</b>	59	A	Bowling Green	47 <b>57</b>								
167	A	Central Mich.	50 <b>73</b>	298	H	Kent St.	66 55								
58	H	Eastern Mich.	57 <b>77</b>	204	A	Akron	72 66								
270	H	Ball St.	58 44	213	H	Buffalo	46 <b>62</b>								
93	A	Miami (OH)	70 58	299	A	Western Mich.	53 41								
251	H	Ohio	50 46	81	H	Toledo	47 <b>49</b>								

Non-Div I Games:

Northern Ill.

■ Loss, 
 ■ Non-Conf, 
 ■ S Site, 
 ■ Home 
 ■ A Away 
 N Neutral

## Northwestern

Through Games Of Sunday, February 26, 2012

Average RPI Win:	154	WON-LOST	WINNING	LAST 12	STRENGTH OF	OPP. STRENGTH	TEAM	ADJ.	CONF.	ADJ CONF.
Average RPI Loss:	56	RECORD	PCT. RANK	GAMES	SCHEDULE	OF SCHEDULE	RPI	RPI	RPI	RPI
DIV. I ONLY	14- 15	173	3- 9	77	20	118	118	5	5	
DIV. I NON-CONF.	10- 3	49	0- 0	98	19	55	55	4	4	
TOTALS	RPI 1-25	RPI 26-50	W-L RECORDS	RPI 51-100	RPI 101-150	RPI 150+				
14- 15	0- 4	2- 5	OVERALL	2- 3	3- 2	7- 1				
6- 8	0- 2	0- 3	HOME	2- 2	1- 1	3- 0				
7- 6	0- 1	2- 2	AWAY	0- 1	2- 1	3- 1				
1- 1	0- 1	0- 0	NEUTRAL	0- 0	0- 0	1- 0				
10- 3	0- 2	1- 0	NON-CONFERENCE	2- 1	2- 0	5- 0				
4- 2	0- 1	0- 0	HOME	2- 1	0- 0	2- 0				
5- 0	0- 0	1- 0	AWAY	0- 0	2- 0	2- 0				
1- 1	0- 1	0- 0	NEUTRAL	0- 0	0- 0	1- 0				
4- 12	0- 2	1- 5	CONFERENCE	0- 2	1- 2	2- 1				
2- 6	0- 1	0- 3	HOME	0- 1	1- 1	1- 0				
2- 6	0- 1	1- 2	AWAY	0- 1	0- 1	1- 1				
0- 0	0- 0	0- 0	NEUTRAL	0- 0	0- 0	0- 0				

RPI 1-25				RPI 26-50				RPI 51-100				RPI 101+ Team's RPI: 118			
RPI	S	Opponent	Score	RPI	S	Opponent	Score	RPI	S	Opponent	Score	RPI	S	Opponent	Score
12	N	Kansas St.	45 64	29	A	LSU	44 43	54	A	Michigan St.	58 72	102	A	Missouri	74 70
19	H	Penn St.	63 77	30	H	Purdue	70 80	54	H	Michigan St.	57 76	108	A	UNLV	79 49
20	H	DePaul	72 88	36	A	Iowa	55 86	81	H	Toledo	56 75	111	A	Illinois	57 69
22	A	Ohio St.	72 82	36	H	Iowa	63 70	92	H	Illinois St.	69 62	111	H	Illinois	59 58
				39	A	Nebraska	63 51	98	H	North Carolina St.	76 59	126	H	Minnesota	60 68
				45	A	Michigan	68 79					155	A	Wisconsin	55 75
				45	H	Michigan	48 58					167	A	Central Mich.	69 60
												206	A	Indiana	69 61
												206	H	Indiana	68 61
												221	A	Loyola Chicago	72 67
												234	H	Western Ky.	71 57
												246	N	North Dakota St.	68 55
												292	H	Morgan St.	87 74
LAST 12 Division I GAMES:															
				54	H	Michigan St.	57 76	45	A	Michigan	68 79				
				36	H	Iowa	63 70	206	H	Indiana	68 61				
				111	A	Illinois	57 69	30	H	Purdue	70 80				
				39	A	Nebraska	63 51	155	A	Wisconsin	55 75				
				19	H	Penn St.	63 77	45	H	Michigan	48 58				
				54	A	Michigan St.	58 72	111	H	Illinois	59 58				

Non-Div I Games:

Northwestern

■ Loss, 
■ Non-Conf, 
■ S Site, 
■ H Home 
■ A Away 
N Neutral



Average RPI Win:	296	WON-LOST	WINNING	LAST 12	STRENGTH OF	OPP. STRENGTH	TEAM	ADJ.	CONF.	ADJ CONF.
Average RPI Loss:	191	RECORD	PCT. RANK	GAMES	SCHEDULE	OF SCHEDULE	RPI	RPI	RPI	RPI
DIV. I ONLY	3- 20	330	2- 10	242	322	330	330	24	24	
DIV. I NON-CONF.	1- 8	321	0- 0	242	338	318	318	27	27	
TOTALS	RPI 1-25	RPI 26-50	W-L RECORDS	RPI 51-100	RPI 101-150	RPI 150+				
3- 20	0- 0	0- 0	OVERALL	0- 4	0- 2	3- 14				
2- 7	0- 0	0- 0	HOME	0- 2	0- 0	2- 5				
1- 11	0- 0	0- 0	AWAY	0- 2	0- 1	1- 8				
0- 2	0- 0	0- 0	NEUTRAL	0- 0	0- 1	0- 1				
1- 8	0- 0	0- 0	NON-CONFERENCE	0- 0	0- 2	1- 6				
0- 2	0- 0	0- 0	HOME	0- 0	0- 0	0- 2				
1- 4	0- 0	0- 0	AWAY	0- 0	0- 1	1- 3				
0- 2	0- 0	0- 0	NEUTRAL	0- 0	0- 1	0- 1				
2- 12	0- 0	0- 0	CONFERENCE	0- 4	0- 0	2- 8				
2- 5	0- 0	0- 0	HOME	0- 2	0- 0	2- 3				
0- 7	0- 0	0- 0	AWAY	0- 2	0- 0	0- 5				
0- 0	0- 0	0- 0	NEUTRAL	0- 0	0- 0	0- 0				

RPI S	Opponent	Score	RPI S	Opponent	Score	RPI S	Opponent	Score	RPI S	Opponent	Score	Team's RPI: 330
						78	A Central Ark.	43 84	105	A Wichita St.	49 77	
						78	H Central Ark.	61 67	138	N Florida A&M	53 77	
						99	A McNeese St.	54 64	160	A Sam Houston St.	64 80	
						99	H McNeese St.	62 80	171	A Lamar	56 58	
									171	H Lamar	61 82	
									175	A Alabama	52 78	
									177	A South Ala.	51 64	
									188	A SMU	41 67	
									216	H Nicholls St.	69 83	
									226	A Texas St.	68 70	
									239	H La.-Monroe	68 84	
									268	N Alcorn St.	60 70	
									283	A Prairie View	79 69	
									291	H UTSA	61 57	
									296	A Southeastern La.	66 73	
									296	H Southeastern La.	70 79	
									313	H Jackson St.	73 79	
									314	H Texas-Arlington	86 70	
									326	A A&M-Corpus Christi	86 88	
LAST 12 Division I GAMES:												
314	H	Texas-Arlington	86	70	78	H	Central Ark.	61	67			
160	A	Sam Houston St.	64	80	296	A	Southeastern La.	66	73			
99	H	McNeese St.	62	80	171	A	Lamar	56	58			
296	H	Southeastern La.	70	79	99	A	McNeese St.	54	64			
171	H	Lamar	61	82	291	H	UTSA	61	57			
326	A	A&M-Corpus Christi	86	88	78	A	Central Ark.	43	84			

Non-Div I Games: Centenary (LA) 109 72 Loyola (LA) 80 84 LSU-Shreveport 63 40 Wiley 95 69 Northwestern St.

Average RPI Win:	98	WON-LOST	WINNING	LAST 12	STRENGTH OF	OPP. STRENGTH	TEAM	ADJ.	CONF.	ADJ CONF.
Average RPI Loss:	21	RECORD	PCT. RANK	GAMES	SCHEDULE	OF SCHEDULE	RPI	RPI	RPI	RPI
DIV. I ONLY	27- 2	5	11- 1	15	8	4	4	2	2	
DIV. I NON-CONF.	13- 1	7	1- 0	25	5	7	7	2	2	
TOTALS	RPI 1-25	RPI 26-50	W-L RECORDS	RPI 51-100	RPI 101-150	RPI 150+				
27- 2	9- 1	3- 1	OVERALL	5- 0	3- 0	7- 0				
15- 1	4- 0	1- 1	HOME	2- 0	3- 0	5- 0				
10- 1	4- 1	1- 0	AWAY	3- 0	0- 0	2- 0				
2- 0	1- 0	1- 0	NEUTRAL	0- 0	0- 0	0- 0				
13- 1	3- 1	2- 0	NON-CONFERENCE	2- 0	1- 0	5- 0				
8- 0	2- 0	0- 0	HOME	1- 0	1- 0	4- 0				
3- 1	0- 1	1- 0	AWAY	1- 0	0- 0	1- 0				
2- 0	1- 0	1- 0	NEUTRAL	0- 0	0- 0	0- 0				
14- 1	6- 0	1- 1	CONFERENCE	3- 0	2- 0	2- 0				
7- 1	2- 0	1- 1	HOME	1- 0	2- 0	1- 0				
7- 0	4- 0	0- 0	AWAY	2- 0	0- 0	1- 0				
0- 0	0- 0	0- 0	NEUTRAL	0- 0	0- 0	0- 0				

RPI	S	Opponent	Score	RPI	S	Opponent	Score	RPI	S	Opponent	Score	RPI	S	Opponent	Score
1	A	Baylor	81 94	30	A	Purdue	66 38	79	A	Creighton	76 48	109	H	Providence	66 47
3	H	Connecticut	74 67	31	N	Southern California	80 58	87	H	South Fla.	80 68	135	H	Marquette	95 42
5	H	Tennessee	72 44	35	H	Villanova	76 43	91	H	Hartford	98 43	137	H	Indiana St.	99 34
9	N	Duke	56 54	41	H	West Virginia	63 65	94	A	Syracuse	74 55	170	A	Seton Hall	74 36
10	H	Kentucky	92 83					96	A	Cincinnati	76 50	188	H	UCF	90 38
13	A	Rutgers	71 41									196	H	Pittsburgh	120 44
14	A	St. John's (NY)	71 56									204	H	Akron	81 61
16	A	Georgetown	80 60									248	H	Penn	69 38
18	A	Louisville	68 52									278	H	Longwood	92 26
20	H	DePaul	90 70									322	A	Mercer	128 42
LAST 12 Division I GAMES:															
87	H	South Fla.	80 68	13	A	Rutgers	71 41								
18	A	Louisville	68 52	14	A	St. John's (NY)	71 56								
109	H	Providence	66 47	5	H	Tennessee	72 44								
41	H	West Virginia	63 65	35	H	Villanova	76 43								
94	A	Syracuse	74 55	196	H	Pittsburgh	120 44								
20	H	DePaul	90 70	96	A	Cincinnati	76 50								

Non-Div I Games:

Notre Dame

Average RPI Win: <b>234</b>	WON-LOST	WINNING	LAST 12	STRENGTH OF	OPP. STRENGTH	TEAM	ADJ.	CONF.	ADJ CONF.
Average RPI Loss: <b>142</b>	RECORD	PCT. RANK	GAMES	SCHEDULE	OF SCHEDULE	RPI	RPI	RPI	RPI
DIV. I ONLY	10- 15	234	5- 7	230	140	233	233	19	19
DIV. I NON-CONF.	3- 5	226	0- 0	106	60	170	170	11	11
TOTALS	RPI 1-25	RPI 26-50	W-L RECORDS	RPI 51-100	RPI 101-150	RPI 150+			
10- 15	0- 0	0- 1	OVERALL	0- 5	2- 3	8- 6			
7- 5	0- 0	0- 0	HOME	0- 2	1- 2	6- 1			
3- 10	0- 0	0- 1	AWAY	0- 3	1- 1	2- 5			
0- 0	0- 0	0- 0	NEUTRAL	0- 0	0- 0	0- 0			
3- 5	0- 0	0- 1	NON-CONFERENCE	0- 1	1- 1	2- 2			
2- 1	0- 0	0- 0	HOME	0- 0	0- 1	2- 0			
1- 4	0- 0	0- 1	AWAY	0- 1	1- 0	0- 2			
0- 0	0- 0	0- 0	NEUTRAL	0- 0	0- 0	0- 0			
7- 10	0- 0	0- 0	CONFERENCE	0- 4	1- 2	6- 4			
5- 4	0- 0	0- 0	HOME	0- 2	1- 1	4- 1			
2- 6	0- 0	0- 0	AWAY	0- 2	0- 1	2- 3			
0- 0	0- 0	0- 0	NEUTRAL	0- 0	0- 0	0- 0			

RPI S	Opponent	Score	RPI S	Opponent	Score	RPI S	Opponent	Score	RPI S	Opponent	Score	Team's RPI: 233
30	A Purdue	47 66	54	A Michigan St.	42 67	103	A Oral Roberts	53 62	103	H Oral Roberts	51 77	
			60	A South Dakota St.	52 62	109	H Providence	50 51	122	A American	68 62	
			60	H South Dakota St.	51 61	147	H UMKC	71 65	163	H Ill.-Chicago	48 45	
			90	A South Dakota	38 49	168	A George Mason	48 59	213	A Buffalo	65 69	
			90	H South Dakota	51 58	241	H Clemson	63 51	246	A North Dakota St.	65 78	
						246	H North Dakota St.	68 52	254	A Western Ill.	53 86	
						254	H Western Ill.	75 71	258	A IUPUI	61 64	
						258	H IUPUI	54 50	288	A IPFW	67 47	
						288	H IPFW	45 52	310	A Southern Utah	64 60	
						310	H Southern Utah	59 45				
LAST 12 Division I GAMES:												
90	A South Dakota	38 49	60	H South Dakota St.	51 61							
103	H Oral Roberts	51 77	246	H North Dakota St.	68 52							
310	H Southern Utah	59 45	310	A Southern Utah	64 60							
288	H IPFW	45 52	103	A Oral Roberts	53 62							
258	A IUPUI	61 64	288	A IPFW	67 47							
254	A Western Ill.	53 86	254	H Western Ill.	75 71							

Non-Div I Games: Rochester College 74 30

Oakland

Average RPI Win: <b>226</b>	WON-LOST	WINNING	LAST 12	STRENGTH OF	OPP. STRENGTH	TEAM	ADJ.	CONF.	ADJ CONF.
Average RPI Loss: <b>152</b>	RECORD	PCT. RANK	GAMES	SCHEDULE	OF SCHEDULE	RPI	RPI	RPI	RPI
DIV. I ONLY	<b>13- 16</b>	<b>198</b>	<b>5- 7</b>	<b>270</b>	<b>125</b>	<b>251</b>	<b>251</b>	<b>12</b>	<b>12</b>
DIV. I NON-CONF.	<b>7- 7</b>	<b>161</b>	<b>0- 0</b>	<b>286</b>	<b>137</b>	<b>253</b>	<b>253</b>	<b>13</b>	<b>13</b>
TOTALS	RPI 1-25	RPI 26-50	W-L RECORDS	RPI 51-100	RPI 101-150	RPI 150+			
13- 16	0- 1	0- 0	OVERALL	1- 7	0- 0	12- 8			
11- 5	0- 0	0- 0	HOME	1- 4	0- 0	10- 1			
1- 9	0- 0	0- 0	AWAY	0- 2	0- 0	1- 7			
1- 2	0- 1	0- 0	NEUTRAL	0- 1	0- 0	1- 0			
7- 7	0- 1	0- 0	NON-CONFERENCE	0- 3	0- 0	7- 3			
6- 2	0- 0	0- 0	HOME	0- 1	0- 0	6- 1			
0- 3	0- 0	0- 0	AWAY	0- 1	0- 0	0- 2			
1- 2	0- 1	0- 0	NEUTRAL	0- 1	0- 0	1- 0			
6- 9	0- 0	0- 0	CONFERENCE	1- 4	0- 0	5- 5			
5- 3	0- 0	0- 0	HOME	1- 3	0- 0	4- 0			
1- 6	0- 0	0- 0	AWAY	0- 1	0- 0	1- 5			
0- 0	0- 0	0- 0	NEUTRAL	0- 0	0- 0	0- 0			

RPI 1-25				RPI 26-50				RPI 51-100				RPI 101+				Team's RPI: 251	
RPI	S	Opponent	Score	RPI	S	Opponent	Score	RPI	S	Opponent	Score	RPI	S	Opponent	Score		
15	N	Oklahoma	57 89					58	H	Eastern Mich.	53 63	167	A	Central Mich.	53 67		
								59	A	Bowling Green	49 61	168	H	George Mason	75 59		
								59	H	Bowling Green	60 56	174	H	Marshall	68 56		
								75	A	Duquesne	60 83	187	N	Xavier	80 75		
								81	H	Toledo	33 52	192	A	Northern Ill.	46 50		
								82	H	UNC Wilmington	51 56	204	A	Akron	65 71		
								93	H	Miami (OH)	47 67	204	H	Akron	72 71		
								94	N	Syracuse	70 81	213	A	Buffalo	56 61		
												213	H	Buffalo	73 64		
												223	H	Niagara	50 40		
												240	H	Youngstown St.	47 55		
												247	H	Belmont	65 51		
												267	H	San Francisco	63 53		
												269	A	Cleveland St.	56 66		
												270	H	Ball St.	76 57		
												285	A	Morehead St.	57 62		
												298	A	Kent St.	65 68		
												298	H	Kent St.	51 45		
												299	A	Western Mich.	72 59		
												331	H	Chicago St.	65 37		
LAST 12 Division I GAMES:																	
213	A	Buffalo	56 61	58	H	Eastern Mich.	53 63	299	A	Western Mich.	72 59						
59	H	Bowling Green	60 56	167	A	Central Mich.	53 67	81	H	Toledo	33 52						
298	H	Kent St.	51 45	204	H	Akron	72 71	93	H	Miami (OH)	47 67						
204	A	Akron	65 71														
270	H	Ball St.	76 57														
192	A	Northern Ill.	46 50														

Non-Div I Games:

Ohio

■ Loss, 
 ■ Non-Conf, 
 S Site, 
 ■ Home 
 ■ Away 
 N Neutral

Through Games of Sunday, February 10, 1911									
Average RPI Win: 130	WON-LOST	WINNING	LAST 12	STRENGTH OF	OPP. STRENGTH	TEAM	ADJ.	CONF.	ADJ CONF.
Average RPI Loss: 68	RECORD	PCT. RANK	GAMES	SCHEDULE	OF SCHEDULE	RPI	RPI	RPI	RPI
DIV. I ONLY	24- 5	17	8- 4	110	31	22	22	5	5
DIV. I NON-CONF.	13- 0	1	0- 0	115	34	12	12	4	4
-----									
TOTALS	RPI 1-25	RPI 26-50		W-L RECORDS		RPI 51-100	RPI 101-150	RPI 150+	
24- 5	1- 1	5- 2		OVERALL		4- 0	5- 2	9- 0	
19- 0	0- 0	4- 0		HOME		3- 0	5- 0	7- 0	
5- 5	1- 1	1- 2		AWAY		1- 0	0- 2	2- 0	
0- 0	0- 0	0- 0		NEUTRAL		0- 0	0- 0	0- 0	
13- 0	1- 0	2- 0		NON-CONFERENCE		3- 0	2- 0	5- 0	
11- 0	0- 0	1- 0		HOME		3- 0	2- 0	5- 0	
2- 0	1- 0	1- 0		AWAY		0- 0	0- 0	0- 0	
0- 0	0- 0	0- 0		NEUTRAL		0- 0	0- 0	0- 0	
11- 5	0- 1	3- 2		CONFERENCE		1- 0	3- 2	4- 0	
8- 0	0- 0	3- 0		HOME		0- 0	3- 0	2- 0	
3- 5	0- 1	0- 2		AWAY		1- 0	0- 2	2- 0	
0- 0	0- 0	0- 0		NEUTRAL		0- 0	0- 0	0- 0	

RPI	S	Opponent	Score	RPI	S	Opponent	Score	RPI	S	Opponent	Score	RPI	S	Opponent	Score
15	A	Oklahoma	69 63	26	A	California	77 75	51	H	Temple	70 66	111	A	Illinois	65 66
19	A	Penn St.	66 84	29	H	LSU	77 68	54	A	Michigan St.	64 56	111	H	Illinois	96 84
				30	H	Purdue	80 71	66	H	Howard	73 50	115	H	Charlotte	88 58
				36	H	Iowa	84 71	88	H	Florida St.	78 75	118	H	Northwestern	82 72
				39	A	Nebraska	57 71					123	H	Washington St.	79 57
				39	H	Nebraska	82 68					126	A	Minnesota	65 76
				45	A	Michigan	62 73					126	H	Minnesota	81 56
												155	A	Wisconsin	77 61
												155	H	Wisconsin	72 58
												206	A	Indiana	73 55
												206	H	Indiana	75 54
												210	H	Southern U.	83 49
												224	H	Canisius	84 41
												300	H	Tennessee St.	78 51
												310	H	Southern Utah	88 50
												319	H	Stony Brook	84 37
LAST 12 Division I GAMES:															
39	A	Nebraska	57 71	155	H	Wisconsin	72 58								
126	H	Minnesota	81 56	126	A	Minnesota	65 76								
19	A	Penn St.	66 84	206	A	Indiana	73 55								
206	H	Indiana	75 54	111	H	Illinois	96 84								
30	H	Purdue	80 71	39	H	Nebraska	82 68								
111	A	Illinois	65 66	54	A	Michigan St.	64 56								

Non-Div I Games:

Ohio St.

Average RPI Win:	115	WON-LOST	WINNING	LAST 12	STRENGTH OF	OPP. STRENGTH	TEAM	ADJ.	CONF.	ADJ CONF.
Average RPI Loss:	28	RECORD	PCT. RANK	GAMES	SCHEDULE	OF SCHEDULE	RPI	RPI	RPI	RPI
DIV. I ONLY	18- 10	92	7- 5	9	7	15	15	1	1	
DIV. I NON-CONF.	8- 4	88	0- 1	40	84	63	63	1	1	
TOTALS	RPI 1-25	RPI 26-50	W-L RECORDS	RPI 51-100	RPI 101-150	RPI 150+				
18- 10	3- 6	2- 1	OVERALL	4- 3	3- 0	6- 0				
10- 3	2- 3	1- 0	HOME	3- 0	1- 0	3- 0				
4- 7	1- 3	1- 1	AWAY	0- 3	1- 0	1- 0				
4- 0	0- 0	0- 0	NEUTRAL	1- 0	1- 0	2- 0				
8- 4	0- 3	0- 0	NON-CONFERENCE	1- 1	1- 0	6- 0				
3- 2	0- 2	0- 0	HOME	0- 0	0- 0	3- 0				
1- 2	0- 1	0- 0	AWAY	0- 1	0- 0	1- 0				
4- 0	0- 0	0- 0	NEUTRAL	1- 0	1- 0	2- 0				
10- 6	3- 3	2- 1	CONFERENCE	3- 2	2- 0	0- 0				
7- 1	2- 1	1- 0	HOME	3- 0	1- 0	0- 0				
3- 5	1- 2	1- 1	AWAY	0- 2	1- 0	0- 0				
0- 0	0- 0	0- 0	NEUTRAL	0- 0	0- 0	0- 0				

RPI	S	Opponent	Score
1	A	Baylor	54 81
1	H	Baylor	58 89
3	H	Connecticut	55 73
6	A	Texas A&M	58 75
6	H	Texas A&M	64 55
12	A	Kansas St.	65 57
12	H	Kansas St.	68 62
22	H	Ohio St.	63 69
25	A	Vanderbilt	66 78

RPI	S	Opponent	Score
42	A	Kansas	74 68
46	A	Iowa St.	71 77
46	H	Iowa St.	80 51

RPI	S	Opponent	Score
55	A	Texas	62 87
55	H	Texas	73 67
57	A	Oklahoma St.	63 66
57	H	Oklahoma St.	80 71
62	H	Texas Tech	71 68
63	A	Fresno St.	66 69
94	N	Syracuse	82 63

RPI	S	Opponent	Score
102	A	Missouri	62 59
102	H	Missouri	64 60
106	N	Liberty	76 45
176	H	TCU	82 54
187	N	Xavier	73 51
227	H	Milwaukee	72 50
244	H	Sacramento St.	117 55
251	N	Ohio	89 57
294	A	New Mexico	58 56

## LAST 12 Division I GAMES:

55	A	Texas	62 87	1	A	Baylor	54 81
6	H	Texas A&M	64 55	57	H	Oklahoma St.	80 71
46	A	Iowa St.	71 77	42	A	Kansas	74 68
12	H	Kansas St.	68 62	102	A	Missouri	62 59
3	H	Connecticut	55 73	1	H	Baylor	58 89
102	H	Missouri	64 60	55	H	Texas	73 67

Non-Div I Games:

Oklahoma

■ Loss, 
 ■ Non-Conf, S Site, 
 ■ Home 
 ■ Away 
 N Neutral

Average RPI Win:	132	WON-LOST	WINNING	LAST 12	STRENGTH OF	OPP. STRENGTH	TEAM	ADJ.	CONF.	ADJ CONF.
Average RPI Loss:	34	RECORD	PCT. RANK	GAMES	SCHEDULE	OF SCHEDULE	RPI	RPI	RPI	RPI
DIV. I ONLY	14- 11	136	4- 8	21	6	57	57	1	1	
DIV. I NON-CONF.	8- 1	18	0- 0	251	200	79	79	1	1	
<hr/>										
TOTALS	RPI 1-25	RPI 26-50	W-L RECORDS	RPI 51-100	RPI 101-150	RPI 150+				
14- 11	2- 6	2- 2	OVERALL	2- 2	3- 1	5- 0				
11- 3	2- 2	2- 1	HOME	2- 0	1- 0	4- 0				
2- 7	0- 4	0- 1	AWAY	0- 2	1- 0	1- 0				
1- 1	0- 0	0- 0	NEUTRAL	0- 0	1- 1	0- 0				
8- 1	0- 0	1- 0	NON-CONFERENCE	0- 0	2- 1	5- 0				
6- 0	0- 0	1- 0	HOME	0- 0	1- 0	4- 0				
1- 0	0- 0	0- 0	AWAY	0- 0	0- 0	1- 0				
1- 1	0- 0	0- 0	NEUTRAL	0- 0	1- 1	0- 0				
6- 10	2- 6	1- 2	CONFERENCE	2- 2	1- 0	0- 0				
5- 3	2- 2	1- 1	HOME	2- 0	0- 0	0- 0				
1- 7	0- 4	0- 1	AWAY	0- 2	1- 0	0- 0				
0- 0	0- 0	0- 0	NEUTRAL	0- 0	0- 0	0- 0				

RPI 1-25				RPI 26-50				RPI 51-100				RPI 101+			
RPI	S	Opponent	Score	RPI	S	Opponent	Score	RPI	S	Opponent	Score	RPI	S	Opponent	Score
1	A	Baylor	44 71	42	H	Kansas	60 65	55	A	Texas	53 69	102	A	Missouri	62 58
1	H	Baylor	52 83	44	H	Missouri St.	80 57	55	H	Texas	70 51	119	N	LIU Brooklyn	63 64
6	A	Texas A&M	49 63	46	A	Iowa St.	52 73	62	A	Texas Tech	53 58	128	N	Mississippi St.	78 71
6	H	Texas A&M	57 53	46	H	Iowa St.	71 63	62	H	Texas Tech	53 49	144	H	Coppin St.	59 35
12	A	Kansas St.	50 53									172	H	Rice	96 60
12	H	Kansas St.	56 67									206	A	Indiana	83 72
15	A	Oklahoma	71 80									264	H	Tex.-Pan American	74 35
15	H	Oklahoma	66 63									268	H	Alcorn St.	69 36
												337	H	Ark.-Pine Bluff	98 35
<hr/>															
LAST 12 Division I GAMES:															
46	H	Iowa St.	71 63	15	A	Oklahoma	71 80								
12	A	Kansas St.	50 53	46	A	Iowa St.	52 73								
6	A	Texas A&M	49 63	12	H	Kansas St.	56 67								
1	H	Baylor	52 83	6	H	Texas A&M	57 53								
55	A	Texas	53 69	102	A	Missouri	62 58								
62	H	Texas Tech	53 49	42	H	Kansas	60 65								

Non-Div I Games:

Oklahoma St.

■ Loss, 
 ■ Non-Conf, 
 S Site, 
 ■ Home 
 ■ Away 
 N Neutral

# Old Dominion

Through Games Of Sunday, February 26, 2012

Average RPI Win:	191	WON-LOST	WINNING	LAST 12	STRENGTH OF	OPP. STRENGTH	TEAM	ADJ.	CONF.	ADJ CONF.
Average RPI Loss:	110	RECORD	PCT. RANK	GAMES	SCHEDULE	OF SCHEDULE	RPI	RPI	RPI	RPI
DIV. I ONLY	9- 20	267	4- 8	103	75	203	203	7	7	
DIV. I NON-CONF.	3- 9	275	0- 0	135	36	263	263	7	7	
TOTALS	RPI 1-25	RPI 26-50	W-L RECORDS	RPI 51-100	RPI 101-150	RPI 150+				
9- 20	0- 4	0- 3	OVERALL	2- 3	0- 2	7- 8				
4- 9	0- 0	0- 2	HOME	0- 3	0- 1	4- 3				
4- 9	0- 4	0- 1	AWAY	2- 0	0- 1	2- 3				
1- 2	0- 0	0- 0	NEUTRAL	0- 0	0- 0	1- 2				
3- 9	0- 3	0- 1	NON-CONFERENCE	0- 0	0- 0	3- 5				
2- 3	0- 0	0- 1	HOME	0- 0	0- 0	2- 2				
0- 4	0- 3	0- 0	AWAY	0- 0	0- 0	0- 1				
1- 2	0- 0	0- 0	NEUTRAL	0- 0	0- 0	1- 2				
6- 11	0- 1	0- 2	CONFERENCE	2- 3	0- 2	4- 3				
2- 6	0- 0	0- 1	HOME	0- 3	0- 1	2- 1				
4- 5	0- 1	0- 1	AWAY	2- 0	0- 1	2- 2				
0- 0	0- 0	0- 0	NEUTRAL	0- 0	0- 0	0- 0				

RPI S	Opponent	Score	RPI S	Opponent	Score	RPI S	Opponent	Score	RPI S	Opponent	Score	Team's RPI: 203
2	A Stanford	48 97	33	A James Madison	44 63	52	A Hofstra	81 79	107	A VCU	72 76	
5	A Tennessee	37 90	33	H James Madison	55 57	52	H Hofstra	68 81	107	H VCU	56 67	
7	A Delaware	63 76	47	H Richmond	63 78	82	A UNC Wilmington	59 57	168	A George Mason	69 85	
21	A Georgia Tech	56 87				82	H UNC Wilmington	54 76	168	H George Mason	71 68	
						84	H Drexel	45 53	170	N Seton Hall	49 60	
									175	N Alabama	77 76	
									194	N Louisiana Tech	71 84	
									202	A Northeastern	73 70	
									202	H Northeastern	66 78	
									207	H Virginia Tech	65 77	
									215	H Md.-East. Shore	59 63	
									220	A William & Mary	80 83	
									235	A George Washington	52 58	
									243	A Georgia St.	71 60	
									243	H Georgia St.	68 59	
									262	H N.C. A&T	71 58	
									293	H Wofford	70 58	
LAST 12 Division I GAMES:												
33	A James Madison	44 63	52	A Hofstra	81 79							
202	H Northeastern	66 78	33	H James Madison	55 57							
107	H VCU	56 67	168	H George Mason	71 68							
84	H Drexel	45 53	220	A William & Mary	80 83							
82	A UNC Wilmington	59 57	82	H UNC Wilmington	54 76							
7	A Delaware	63 76	243	A Georgia St.	71 60							

Non-Div I Games:

Old Dominion

Loss, Non-Conf, S Site, H Home A Away N Neutral



Average RPI Win:	248	WON-LOST	WINNING	LAST 12	STRENGTH OF	OPP. STRENGTH	TEAM	ADJ.	CONF.	ADJ CONF.
Average RPI Loss:	71	RECORD	PCT. RANK	GAMES	SCHEDULE	OF SCHEDULE	RPI	RPI	RPI	RPI
DIV. I ONLY	12- 17	219	1- 11	134	81	191	191	3	3	
DIV. I NON-CONF.	10- 3	49	0- 0	321	329	158	158	3	3	
TOTALS	RPI 1-25	RPI 26-50	W-L RECORDS	RPI 51-100	RPI 101-150	RPI 150+				
12- 17	0- 6	1- 4	OVERALL	0- 0	0- 4	11- 3				
8- 8	0- 2	1- 2	HOME	0- 0	0- 2	7- 2				
4- 9	0- 4	0- 2	AWAY	0- 0	0- 2	4- 1				
0- 0	0- 0	0- 0	NEUTRAL	0- 0	0- 0	0- 0				
10- 3	0- 1	0- 0	NON-CONFERENCE	0- 0	0- 0	10- 2				
7- 1	0- 0	0- 0	HOME	0- 0	0- 0	7- 1				
3- 2	0- 1	0- 0	AWAY	0- 0	0- 0	3- 1				
0- 0	0- 0	0- 0	NEUTRAL	0- 0	0- 0	0- 0				
2- 14	0- 5	1- 4	CONFERENCE	0- 0	0- 4	1- 1				
1- 7	0- 2	1- 2	HOME	0- 0	0- 2	0- 1				
1- 7	0- 3	0- 2	AWAY	0- 0	0- 2	1- 0				
0- 0	0- 0	0- 0	NEUTRAL	0- 0	0- 0	0- 0				

RPI 1-25				RPI 26-50				RPI 51-100				RPI 101+ Team's RPI: 191			
RPI	S	Opponent	Score	RPI	S	Opponent	Score	RPI	S	Opponent	Score	RPI	S	Opponent	Score
5	H	Tennessee	56 66	28	H	Arkansas	60 54					112	A	Auburn	43 46
10	A	Kentucky	41 82	29	H	LSU	44 83					112	H	Auburn	54 67
11	A	Miami (FL)	48 76	32	A	South Carolina	43 61					128	A	Mississippi St.	50 53
17	A	Georgia	52 87	37	A	Florida	55 84					128	H	Mississippi St.	46 51
17	H	Georgia	47 61	37	H	Florida	55 59					167	H	Central Mich.	75 78
25	A	Vanderbilt	52 68									171	A	Lamar	58 67
												175	A	Alabama	69 55
												175	H	Alabama	47 52
												177	H	South Ala.	54 45
												219	H	Grambling	78 53
												256	A	Massachusetts	72 67
												265	H	North Florida	68 59
												269	H	Cleveland St.	74 63
												296	H	Southeastern La.	72 52
												301	H	Murray St.	64 59
												321	A	Southeast Mo. St.	51 43
												332	A	Lipscomb	72 57
												337	H	Ark.-Pine Bluff	83 52
LAST 12 Division I GAMES:															
112	A	Auburn	43 46	10	A	Kentucky	41 82								
17	A	Georgia	52 87	112	H	Auburn	54 67								
5	H	Tennessee	56 66	32	A	South Carolina	43 61								
128	A	Mississippi St.	50 53	17	H	Georgia	47 61								
175	H	Alabama	47 52	128	H	Mississippi St.	46 51								
37	A	Florida	55 84	175	A	Alabama	69 55								

Non-Div I Games:

Ole Miss

■ Loss, 
 ■ Non-Conf, S Site, 
 ■ Home 
 ■ Away 
 N Neutral

Oral Roberts

Through Games Of Sunday, February 26, 2012

Average RPI Win:	221	WON-LOST	WINNING	LAST 12	STRENGTH OF	OPP. STRENGTH	TEAM	ADJ.	CONF.	ADJ CONF.
Average RPI Loss:	117	RECORD	PCT. RANK	GAMES	SCHEDULE	OF SCHEDULE	RPI	RPI	RPI	RPI
DIV. I ONLY	19- 9	76	10- 2	212	141	103	103	19	19	
DIV. I NON-CONF.	5- 5	161	0- 0	133	61	124	124	11	11	
TOTALS	RPI 1-25	RPI 26-50	W-L RECORDS	RPI 51-100	RPI 101-150	RPI 150+				
19- 9	0- 0	0- 3	OVERALL	2- 2	2- 1	15- 3				
10- 3	0- 0	0- 1	HOME	1- 1	2- 0	7- 1				
9- 6	0- 0	0- 2	AWAY	1- 1	0- 1	8- 2				
0- 0	0- 0	0- 0	NEUTRAL	0- 0	0- 0	0- 0				
5- 5	0- 0	0- 3	NON-CONFERENCE	0- 0	1- 0	4- 2				
2- 2	0- 0	0- 1	HOME	0- 0	1- 0	1- 1				
3- 3	0- 0	0- 2	AWAY	0- 0	0- 0	3- 1				
0- 0	0- 0	0- 0	NEUTRAL	0- 0	0- 0	0- 0				
14- 4	0- 0	0- 0	CONFERENCE	2- 2	1- 1	11- 1				
8- 1	0- 0	0- 0	HOME	1- 1	1- 0	6- 0				
6- 3	0- 0	0- 0	AWAY	1- 1	0- 1	5- 1				
0- 0	0- 0	0- 0	NEUTRAL	0- 0	0- 0	0- 0				

RPI 1-25				RPI 26-50				RPI 51-100				RPI 101+				Team's RPI: 103
RPI	S	Opponent	Score	RPI	S	Opponent	Score	RPI	S	Opponent	Score	RPI	S	Opponent	Score	
				28	A	Arkansas	37 65	60	A	South Dakota St.	51 70	121	H	UALR	78 63	
				42	A	Kansas	68 85	60	H	South Dakota St.	71 65	147	A	UMKC	79 92	
				44	H	Missouri St.	79 85	90	A	South Dakota	66 53	147	H	UMKC	83 70	
								90	H	South Dakota	57 60	155	A	Wisconsin	80 63	
												162	A	Tulsa	57 65	
												194	H	Louisiana Tech	92 71	
												195	A	North Texas	70 60	
												219	H	Grambling	80 89	
												233	A	Oakland	77 51	
												233	H	Oakland	62 53	
												246	A	North Dakota St.	84 75	
												246	H	North Dakota St.	92 66	
												254	A	Western Ill.	78 66	
												254	H	Western Ill.	84 69	
												258	A	IUPUI	48 72	
												258	H	IUPUI	67 55	
												288	A	IPFW	62 61	
												288	H	IPFW	102 62	
												310	A	Southern Utah	54 47	
												310	H	Southern Utah	109 59	
												316	A	Houston	76 60	
LAST 12 Division I GAMES:																
				310	A	Southern Utah	54 47	246	A	North Dakota St.	84 75					
				233	A	Oakland	77 51	90	H	South Dakota	57 60					
				288	A	IPFW	62 61	147	H	UMKC	83 70					
				258	H	IUPUI	67 55	288	H	IPFW	102 62					
				254	H	Western Ill.	84 69	233	H	Oakland	62 53					
				60	A	South Dakota St.	51 70	254	A	Western Ill.	78 66					

Non-Div I Games: Drury 80 53

Oral Roberts

Loss, Non-Conf, S Site, H Home A Away N Neutral

## Oregon

Average RPI Win: 160

Average RPI Loss: 75

WON-LOST

WINNING

LAST 12

Through Games Of Sunday, February 26, 2012

STRENGTH OF

OPP. STRENGTH

TEAM

ADJ.

CONF.

ADJ CONF.

RECORD

PCT. RANK

GAMES

SCHEDULE

OF SCHEDULE

RPI

RPI

RPI

RPI

DIV. I ONLY

14- 14

163

5- 7

64

66

136

136

4

4

DIV. I NON-CONF.

8- 4

88

0- 0

216

201

150

150

5

5

TOTALS

RPI 1-25

RPI 26-50

W-L RECORDS

RPI 51-100

RPI 101-150

RPI 150+

14- 14

0- 2

1- 3

OVERALL

1- 6

4- 2

8- 1

12- 6

0- 1

0- 1

HOME

1- 3

3- 1

8- 0

2- 8

0- 1

1- 2

AWAY

0- 3

1- 1

0- 1

0- 0

0- 0

0- 0

NEUTRAL

0- 0

0- 0

0- 0

8- 4

0- 0

0- 0

NON-CONFERENCE

0- 2

1- 1

7- 1

8- 1

0- 0

0- 0

HOME

0- 1

1- 0

7- 0

0- 3

0- 0

0- 0

AWAY

0- 1

0- 1

0- 1

0- 0

0- 0

0- 0

NEUTRAL

0- 0

0- 0

0- 0

6- 10

0- 2

1- 3

CONFERENCE

1- 4

3- 1

1- 0

4- 5

0- 1

0- 1

HOME

1- 2

2- 1

1- 0

2- 5

0- 1

1- 2

AWAY

0- 2

1- 0

0- 0

0- 0

0- 0

0- 0

NEUTRAL

0- 0

0- 0

0- 0

RPI 1-25

RPI 26-50

RPI 51-100

RPI 101+

Team's RPI: 136

RPI	S	Opponent	Score
2	A	Stanford	70 93
2	H	Stanford	46 81

RPI	S	Opponent	Score
26	A	California	67 90
26	H	California	71 83
31	A	Southern California	73 92
48	A	UCLA	83 62

RPI	S	Opponent	Score
53	H	St. Mary's (CA)	62 72
56	A	Oregon St.	60 67
56	H	Oregon St.	53 68
63	A	Fresno St.	71 81
70	H	Arizona St.	49 53
95	A	Washington	69 72
95	H	Washington	88 86

RPI	S	Opponent	Score
111	H	Illinois	77 74
114	H	Utah	72 67
116	H	Colorado	67 62
123	A	Washington St.	67 62
123	H	Washington St.	47 75
124	A	Denver	65 89
152	H	Cal Poly	102 93
157	H	Arizona	87 73
164	H	Cal St. Northridge	79 75
182	H	Portland	88 78
199	H	Portland St.	75 71
216	H	Nicholls St.	95 76
222	H	UC Irvine	89 77
317	A	Nevada	74 76
335	H	Weber St.	88 73

LAST 12 Division I GAMES:

56	H	Oregon St.	53	68	114	H	Utah	72	67
2	H	Stanford	46	81	56	A	Oregon St.	60	67
26	H	California	71	83	48	A	UCLA	83	62
123	A	Washington St.	67	62	31	A	Southern California	73	92
95	A	Washington	69	72	70	H	Arizona St.	49	53
116	H	Colorado	67	62	157	H	Arizona	87	73

Oregon

Oregon

Non-Div I Games:

Oregon

Loss, Non-Conf, S Site, H Home A Away N Neutral

Average RPI Win:	141	WON-LOST	WINNING	LAST 12	STRENGTH OF	OPP. STRENGTH	TEAM	ADJ.	CONF.	ADJ CONF.
Average RPI Loss:	70	RECORD	PCT. RANK	GAMES	SCHEDULE	OF SCHEDULE	RPI	RPI	RPI	RPI
DIV. I ONLY	16- 9	96	8- 4	51	52	56	56	4	4	
DIV. I NON-CONF.	7- 2	47	0- 0	197	184	87	87	5	5	
TOTALS	RPI 1-25	RPI 26-50	W-L RECORDS	RPI 51-100	RPI 101-150	RPI 150+				
16- 9	0- 2	1- 3	OVERALL	3- 1	8- 1	4- 2				
8- 5	0- 1	0- 1	HOME	2- 1	4- 1	2- 1				
8- 3	0- 1	1- 2	AWAY	1- 0	4- 0	2- 0				
0- 1	0- 0	0- 0	NEUTRAL	0- 0	0- 0	0- 1				
7- 2	0- 0	0- 0	NON-CONFERENCE	0- 1	3- 0	4- 1				
3- 1	0- 0	0- 0	HOME	0- 1	1- 0	2- 0				
4- 0	0- 0	0- 0	AWAY	0- 0	2- 0	2- 0				
0- 1	0- 0	0- 0	NEUTRAL	0- 0	0- 0	0- 1				
9- 7	0- 2	1- 3	CONFERENCE	3- 0	5- 1	0- 1				
5- 4	0- 1	0- 1	HOME	2- 0	3- 1	0- 1				
4- 3	0- 1	1- 2	AWAY	1- 0	2- 0	0- 0				
0- 0	0- 0	0- 0	NEUTRAL	0- 0	0- 0	0- 0				

RPI 1-25				RPI 26-50				RPI 51-100				RPI 101+			
RPI	S	Opponent	Score	RPI	S	Opponent	Score	RPI	S	Opponent	Score	RPI	S	Opponent	Score
2	A	Stanford	60 67	26	A	California	56 73	53	H	St. Mary's (CA)	61 81	114	H	Utah	62 49
2	H	Stanford	45 78	26	H	California	68 75	70	H	Arizona St.	56 51	116	H	Colorado	65 45
				31	A	Southern California	65 61	95	A	Washington	78 73	123	A	Washington St.	51 39
				48	A	UCLA	60 69	95	H	Washington	60 55	123	H	Washington St.	54 61
												131	A	Pepperdine	63 52
												132	H	Montana St.	83 53
												136	A	Oregon	68 53
												136	H	Oregon	67 60
												149	A	Eastern Wash.	74 60
												157	H	Arizona	56 58
												164	H	Cal St. Northridge	83 63
												172	A	Rice	63 57
												195	N	North Texas	53 60
												289	A	CSU Bakersfield	85 62
												310	H	Southern Utah	90 40
LAST 12 Division I GAMES:															
136	A	Oregon	68 53	116	H	Colorado	65 45								
26	H	California	68 75	136	H	Oregon	67 60								
2	H	Stanford	45 78	31	A	Southern California	65 61								
95	A	Washington	78 73	48	A	UCLA	60 69								
123	A	Washington St.	51 39	157	H	Arizona	56 58								
114	H	Utah	62 49	70	H	Arizona St.	56 51								

Non-Div I Games: Corban 79 47 Western Ore. 96 32

Oregon St.

Average RPI Win: <b>235</b>	WON-LOST	WINNING	LAST 12	STRENGTH OF	OPP. STRENGTH	TEAM	ADJ.	CONF.	ADJ CONF.
Average RPI Loss: <b>112</b>	RECORD	PCT. RANK	GAMES	SCHEDULE	OF SCHEDULE	RPI	RPI	RPI	RPI
DIV. I ONLY	<b>14- 11</b>	<b>136</b>	<b>7- 5</b>	<b>124</b>	<b>211</b>	<b>130</b>	<b>130</b>	<b>21</b>	<b>21</b>
DIV. I NON-CONF.	<b>7- 5</b>	<b>122</b>	<b>1- 0</b>	<b>38</b>	<b>122</b>	<b>74</b>	<b>74</b>	<b>19</b>	<b>19</b>
TOTALS	RPI 1-25	RPI 26-50	W-L RECORDS	RPI 51-100	RPI 101-150	RPI 150+			
14- 11	0- 1	1- 0	OVERALL	0- 3	2- 3	11- 4			
9- 3	0- 0	1- 0	HOME	0- 1	2- 1	6- 1			
5- 8	0- 1	0- 0	AWAY	0- 2	0- 2	5- 3			
0- 0	0- 0	0- 0	NEUTRAL	0- 0	0- 0	0- 0			
7- 5	0- 1	1- 0	NON-CONFERENCE	0- 3	2- 1	4- 0			
5- 1	0- 0	1- 0	HOME	0- 1	2- 0	2- 0			
2- 4	0- 1	0- 0	AWAY	0- 2	0- 1	2- 0			
0- 0	0- 0	0- 0	NEUTRAL	0- 0	0- 0	0- 0			
7- 6	0- 0	0- 0	CONFERENCE	0- 0	0- 2	7- 4			
4- 2	0- 0	0- 0	HOME	0- 0	0- 1	4- 1			
3- 4	0- 0	0- 0	AWAY	0- 0	0- 1	3- 3			
0- 0	0- 0	0- 0	NEUTRAL	0- 0	0- 0	0- 0			

RPI 1-25				RPI 26-50				RPI 51-100				RPI 101+ Team's RPI: 130			
RPI	S	Opponent	Score	RPI	S	Opponent	Score	RPI	S	Opponent	Score	RPI	S	Opponent	Score
3	A	Connecticut	53 <b>112</b>	37	H	Florida	78 73	53	H	St. Mary's (CA)	67 <b>68</b>	101	A	Fairfield	47 <b>56</b>
								63	A	Fresno St.	52 <b>61</b>	117	A	UC Davis	51 <b>59</b>
								72	A	San Diego	57 <b>77</b>	117	H	UC Davis	61 <b>65</b>
												143	H	Seattle	81 79
												149	H	Eastern Wash.	69 60
												152	A	Cal Poly	64 <b>74</b>
												164	A	Cal St. Northridge	56 <b>63</b>
												164	H	Cal St. Northridge	68 <b>72</b>
												166	H	SIU Edwardsville	78 68
												214	A	UC Santa Barbara	52 48
												222	A	UC Irvine	75 <b>77</b>
												222	H	UC Irvine	87 63
												260	H	Long Beach St.	93 56
												281	A	Cal St. Fullerton	69 64
												281	H	Cal St. Fullerton	72 67
												289	A	CSU Bakersfield	96 73
												309	A	UC Riverside	80 59
												309	H	UC Riverside	63 46
												311	H	Air Force	95 59
												317	A	Nevada	75 70
LAST 12 Division I GAMES:															
117	H	UC Davis	61 <b>65</b>	152	A	Cal Poly	64 <b>74</b>	117	A	UC Davis	51 <b>59</b>	143	H	Seattle	81 79
164	A	Cal St. Northridge	56 <b>63</b>	164	H	Cal St. Northridge	68 <b>72</b>	260	H	Long Beach St.	93 56	309	A	UC Riverside	80 59
222	H	UC Irvine	87 63												
309	H	UC Riverside	63 46												
281	A	Cal St. Fullerton	69 64												
214	A	UC Santa Barbara	52 48												

Non-Div I Games:

Pacific

■ Loss, 
■ Non-Conf, 
■ S Site, 
■ H Home 
■ A Away 
N Neutral

Average RPI Win: <b>271</b>	WON-LOST	WINNING	LAST 12	STRENGTH OF	OPP. STRENGTH	TEAM	ADJ.	CONF.	ADJ CONF.
Average RPI Loss: <b>129</b>	RECORD	PCT. RANK	GAMES	SCHEDULE	OF SCHEDULE	RPI	RPI	RPI	RPI
DIV. I ONLY	<b>11- 14</b>	<b>210</b>	<b>4- 8</b>	<b>283</b>	<b>161</b>	<b>248</b>	<b>248</b>	<b>20</b>	<b>20</b>
DIV. I NON-CONF.	<b>7- 7</b>	<b>161</b>	<b>0- 2</b>	<b>187</b>	<b>180</b>	<b>167</b>	<b>167</b>	<b>18</b>	<b>18</b>
TOTALS	RPI 1-25	RPI 26-50	W-L RECORDS	RPI 51-100	RPI 101-150	RPI 150+			
11- 14	0- 1	0- 2	OVERALL	1- 3	0- 4	10- 4			
7- 6	0- 0	0- 1	HOME	1- 0	0- 2	6- 3			
3- 8	0- 1	0- 1	AWAY	0- 3	0- 2	3- 1			
1- 0	0- 0	0- 0	NEUTRAL	0- 0	0- 0	1- 0			
7- 7	0- 1	0- 1	NON-CONFERENCE	1- 3	0- 1	6- 1			
5- 1	0- 0	0- 0	HOME	1- 0	0- 0	4- 1			
1- 6	0- 1	0- 1	AWAY	0- 3	0- 1	1- 0			
1- 0	0- 0	0- 0	NEUTRAL	0- 0	0- 0	1- 0			
4- 7	0- 0	0- 1	CONFERENCE	0- 0	0- 3	4- 3			
2- 5	0- 0	0- 1	HOME	0- 0	0- 2	2- 2			
2- 2	0- 0	0- 0	AWAY	0- 0	0- 1	2- 1			
0- 0	0- 0	0- 0	NEUTRAL	0- 0	0- 0	0- 0			

RPI 1-25				RPI 26-50				RPI 51-100				RPI 101+				Team's RPI: 248	
RPI	S	Opponent	Score	RPI	S	Opponent	Score	RPI	S	Opponent	Score	RPI	S	Opponent	Score		
4	A	Notre Dame	38 69	34	H	Princeton	48 83	51	A	Temple	47 72	120	A	Harvard	52 66		
				35	A	Villanova	30 52	61	A	Saint Joseph's	34 42	120	H	Harvard	53 57		
								84	H	Drexel	67 65	125	H	Yale	60 72		
								100	A	San Diego St.	37 51	145	A	La Salle	47 58		
												209	H	Brown	55 59		
												223	A	Niagara	55 41		
												242	A	Cornell	42 45		
												242	H	Cornell	53 67		
												255	H	Army	70 60		
												276	A	Dartmouth	73 63		
												276	H	Dartmouth	63 49		
												277	H	Rider	66 57		
												297	N	UNC Greensboro	47 36		
												308	H	Lafayette	49 39		
												323	H	NJIT	48 52		
												324	H	St. Francis (NY)	70 61		
												333	A	Columbia	61 41		
												333	H	Columbia	75 50		
LAST 12 Division I GAMES:																	
120	H	Harvard	53 57	209	H	Brown	55 59										
276	H	Dartmouth	63 49	125	H	Yale	60 72										
333	A	Columbia	61 41	242	H	Cornell	53 67										
242	A	Cornell	42 45	333	H	Columbia	75 50										
276	A	Dartmouth	73 63	51	A	Temple	47 72										
120	A	Harvard	52 66	35	A	Villanova	30 52										

Non-Div I Games:

Penn

■ Loss, 
 ■ Non-Conf, S Site, 
 ■ Home 
 ■ Away 
 N Neutral

Average RPI Win:	128	WON-LOST	WINNING	LAST 12	STRENGTH OF	OPP. STRENGTH	TEAM	ADJ.	CONF.	ADJ CONF.
Average RPI Loss:	43	RECORD	PCT. RANK	GAMES	SCHEDULE	OF SCHEDULE	RPI	RPI	RPI	RPI
DIV. I ONLY	23- 5	19	11- 1	75	35	19	19	5	5	
DIV. I NON-CONF.	10- 2	33	0- 0	178	30	37	37	4	4	
TOTALS	RPI 1-25	RPI 26-50	W-L RECORDS	RPI 51-100	RPI 101-150	RPI 150+				
23- 5	1- 1	8- 1	OVERALL	1- 3	5- 0	8- 0				
12- 2	1- 0	3- 1	HOME	1- 1	2- 0	5- 0				
10- 3	0- 1	4- 0	AWAY	0- 2	3- 0	3- 0				
1- 0	0- 0	1- 0	NEUTRAL	0- 0	0- 0	0- 0				
10- 2	0- 1	3- 0	NON-CONFERENCE	1- 1	1- 0	5- 0				
6- 0	0- 0	1- 0	HOME	1- 0	1- 0	3- 0				
3- 2	0- 1	1- 0	AWAY	0- 1	0- 0	2- 0				
1- 0	0- 0	1- 0	NEUTRAL	0- 0	0- 0	0- 0				
13- 3	1- 0	5- 1	CONFERENCE	0- 2	4- 0	3- 0				
6- 2	1- 0	2- 1	HOME	0- 1	1- 0	2- 0				
7- 1	0- 0	3- 0	AWAY	0- 1	3- 0	1- 0				
0- 0	0- 0	0- 0	NEUTRAL	0- 0	0- 0	0- 0				

RPI 1-25				RPI 26-50				RPI 51-100				RPI 101+			
RPI	S	Opponent	Score	RPI	S	Opponent	Score	RPI	S	Opponent	Score	RPI	S	Opponent	Score
7	A	Delaware	71 80	30	A	Purdue	74 63	54	A	Michigan St.	77 83	111	A	Illinois	71 65
22	H	Ohio St.	84 66	32	A	South Carolina	55 50	54	H	Michigan St.	65 75	118	A	Northwestern	77 63
				36	H	Iowa	68 52	62	A	Texas Tech	66 70	123	H	Washington St.	72 60
				38	H	Middle Tenn.	65 49	83	H	North Carolina	103 84	126	A	Minnesota	68 65
				39	A	Nebraska	93 73					126	H	Minnesota	74 51
				39	H	Nebraska	63 71					155	A	Wisconsin	82 49
				45	A	Michigan	77 56					155	H	Wisconsin	69 54
				45	H	Michigan	78 63					206	H	Indiana	76 44
				46	N	Iowa St.	66 59					207	H	Virginia Tech	66 28
LAST 12 Division I GAMES:															
126	H	Minnesota	74 51	206	H	Indiana	76 44								
22	H	Ohio St.	84 66	54	A	Michigan St.	77 83								
30	A	Purdue	74 63	45	A	Michigan	77 56								
118	A	Northwestern	77 63	36	H	Iowa	68 52								
155	H	Wisconsin	69 54	111	A	Illinois	71 65								
126	A	Minnesota	68 65	39	A	Nebraska	93 73								

Non-Div I Games:

Penn St.

# Pepperdine

Through Games Of Sunday, February 26, 2012

Average RPI Win:	198	WON-LOST	WINNING	LAST 12	STRENGTH OF	OPP. STRENGTH	TEAM	ADJ.	CONF.	ADJ CONF.
Average RPI Loss:	98	RECORD	PCT. RANK	GAMES	SCHEDULE	OF SCHEDULE	RPI	RPI	RPI	RPI
DIV. I ONLY	13- 14	177	5- 7	89	95	131	131	8	8	
DIV. I NON-CONF.	5- 6	191	0- 0	99	143	143	143	8	8	
TOTALS	RPI 1-25	RPI 26-50	W-L RECORDS	RPI 51-100	RPI 101-150	RPI 150+				
13- 14	0- 3	1- 2	OVERALL	1- 5	0- 0	11- 4				
7- 5	0- 1	1- 1	HOME	1- 3	0- 0	5- 0				
5- 9	0- 2	0- 1	AWAY	0- 2	0- 0	5- 4				
1- 0	0- 0	0- 0	NEUTRAL	0- 0	0- 0	1- 0				
5- 6	0- 1	0- 1	NON-CONFERENCE	1- 1	0- 0	4- 3				
2- 2	0- 0	0- 1	HOME	1- 1	0- 0	1- 0				
2- 4	0- 1	0- 0	AWAY	0- 0	0- 0	2- 3				
1- 0	0- 0	0- 0	NEUTRAL	0- 0	0- 0	1- 0				
8- 8	0- 2	1- 1	CONFERENCE	0- 4	0- 0	7- 1				
5- 3	0- 1	1- 0	HOME	0- 2	0- 0	4- 0				
3- 5	0- 1	0- 1	AWAY	0- 2	0- 0	3- 1				
0- 0	0- 0	0- 0	NEUTRAL	0- 0	0- 0	0- 0				

RPI S	Opponent	Score	RPI S	Opponent	Score	RPI S	Opponent	Score	RPI S	Opponent	Score	Team's RPI: 131
5	A Tennessee	57 89	31	H Southern California	71 75	53	A St. Mary's (CA)	43 56	152	A Cal Poly	80 78	
24	A Gonzaga	40 66	50	A BYU	56 80	53	H St. Mary's (CA)	60 63	164	H Cal St. Northridge	68 64	
24	H Gonzaga	50 79	50	H BYU	61 49	56	H Oregon St.	52 63	173	A Santa Clara	62 56	
						63	H Fresno St.	81 78	173	H Santa Clara	67 57	
						72	A San Diego	39 70	182	A Portland	56 58	
						72	H San Diego	46 56	182	H Portland	66 63	
									214	A UC Santa Barbara	44 54	
									250	A Boise St.	57 68	
									257	A Loyola Marymount	68 59	
									257	H Loyola Marymount	65 61	
									267	A San Francisco	85 69	
									267	H San Francisco	77 64	
									279	N Idaho	57 48	
									281	A Cal St. Fullerton	51 65	
									294	A New Mexico	59 56	
LAST 12 Division I GAMES:												
53	H St. Mary's (CA)	60 63	50	H BYU	61 49							
257	H Loyola Marymount	65 61	72	A San Diego	39 70							
24	A Gonzaga	40 66	53	A St. Mary's (CA)	43 56							
182	A Portland	56 58	267	H San Francisco	77 64							
72	H San Diego	46 56	173	H Santa Clara	67 57							
257	A Loyola Marymount	68 59	50	A BYU	56 80							

Non-Div I Games:

Pepperdine

Loss, Non-Conf, S Site, H Home A Away N Neutral



Average RPI Win:	194	WON-LOST	WINNING	LAST 12	STRENGTH OF	OPP. STRENGTH	TEAM	ADJ.	CONF.	ADJ CONF.
Average RPI Loss:	63	RECORD	PCT. RANK	GAMES	SCHEDULE	OF SCHEDULE	RPI	RPI	RPI	RPI
DIV. I ONLY	8- 20	283	0- 12	39	29	196	196	2	2	
DIV. I NON-CONF.	8- 5	107	0- 0	100	107	129	129	2	2	
TOTALS	RPI 1-25	RPI 26-50	W-L RECORDS	RPI 51-100	RPI 101-150	RPI 150+				
8- 20	0- 8	0- 2	OVERALL	1- 6	0- 2	7- 2				
6- 11	0- 5	0- 1	HOME	0- 4	0- 0	6- 1				
0- 9	0- 3	0- 1	AWAY	0- 2	0- 2	0- 1				
2- 0	0- 0	0- 0	NEUTRAL	1- 0	0- 0	1- 0				
8- 5	0- 1	0- 0	NON-CONFERENCE	1- 3	0- 0	7- 1				
6- 3	0- 0	0- 0	HOME	0- 3	0- 0	6- 0				
0- 2	0- 1	0- 0	AWAY	0- 0	0- 0	0- 1				
2- 0	0- 0	0- 0	NEUTRAL	1- 0	0- 0	1- 0				
0- 15	0- 7	0- 2	CONFERENCE	0- 3	0- 2	0- 1				
0- 8	0- 5	0- 1	HOME	0- 1	0- 0	0- 1				
0- 7	0- 2	0- 1	AWAY	0- 2	0- 2	0- 0				
0- 0	0- 0	0- 0	NEUTRAL	0- 0	0- 0	0- 0				

RPI	S	Opponent	Score	RPI	S	Opponent	Score	RPI	S	Opponent	Score	RPI	S	Opponent	Score	Team's RPI: 196
3	H	Connecticut	37 86	35	A	Villanova	62 70	54	N	Michigan St.	64 54	109	A	Providence	50 66	
4	A	Notre Dame	44 120	41	H	West Virginia	43 54	75	H	Duquesne	57 70	135	A	Marquette	48 72	
9	A	Duke	43 92					80	H	Hampton	37 60	153	A	High Point	75 82	
13	H	Rutgers	39 63					84	H	Drexel	50 71	161	H	Saint Francis (PA)	78 50	
14	H	St. John's (NY)	51 66					87	A	South Fla.	50 62	167	H	Central Mich.	77 70	
16	H	Georgetown	54 82					94	H	Syracuse	60 83	170	H	Seton Hall	39 63	
18	H	Louisville	66 71					96	A	Cincinnati	57 62	181	H	Loyola Maryland	65 59	
20	A	DePaul	83 86									193	H	Mt. St. Mary's	58 45	
												206	N	Indiana	77 72	
												280	H	Valparaiso	65 56	
												308	H	Lafayette	74 69	
LAST 12 Division I GAMES:																
170	H	Seton Hall	39 63	14	H	St. John's (NY)	51 66									
3	H	Connecticut	37 86	109	A	Providence	50 66									
87	A	South Fla.	50 62	41	H	West Virginia	43 54									
18	H	Louisville	66 71	4	A	Notre Dame	44 120									
96	A	Cincinnati	57 62	20	A	DePaul	83 86									
135	A	Marquette	48 72	13	H	Rutgers	39 63									

Non-Div I Games:

Pittsburgh

■ Loss, 
■ Non-Conf, 
■ S Site, 
■ H Home 
■ A Away 
N Neutral

Average RPI Win:	205	WON-LOST	WINNING	LAST 12	STRENGTH OF	OPP. STRENGTH	TEAM	ADJ.	CONF.	ADJ CONF.
Average RPI Loss:	96	RECORD	PCT. RANK	GAMES	SCHEDULE	OF SCHEDULE	RPI	RPI	RPI	RPI
DIV. I ONLY	11- 19	251	4- 8	66	98	182	182	8	8	
DIV. I NON-CONF.	7- 7	161	0- 0	52	158	128	128	8	8	
TOTALS	RPI 1-25	RPI 26-50	W-L RECORDS	RPI 51-100	RPI 101-150	RPI 150+				
11- 19	0- 4	0- 2	OVERALL	1- 5	1- 5	9- 3				
7- 9	0- 2	0- 1	HOME	0- 2	1- 2	6- 2				
3- 9	0- 1	0- 1	AWAY	0- 3	0- 3	3- 1				
1- 1	0- 1	0- 0	NEUTRAL	1- 0	0- 0	0- 0				
7- 7	0- 2	0- 0	NON-CONFERENCE	1- 1	0- 4	6- 0				
5- 3	0- 1	0- 0	HOME	0- 0	0- 2	5- 0				
1- 3	0- 0	0- 0	AWAY	0- 1	0- 2	1- 0				
1- 1	0- 1	0- 0	NEUTRAL	1- 0	0- 0	0- 0				
4- 12	0- 2	0- 2	CONFERENCE	0- 4	1- 1	3- 3				
2- 6	0- 1	0- 1	HOME	0- 2	1- 0	1- 2				
2- 6	0- 1	0- 1	AWAY	0- 2	0- 1	2- 1				
0- 0	0- 0	0- 0	NEUTRAL	0- 0	0- 0	0- 0				

RPI 1-25				RPI 26-50				RPI 51-100				RPI 101+ Team's RPI: 182			
RPI	S	Opponent	Score	RPI	S	Opponent	Score	RPI	S	Opponent	Score	RPI	S	Opponent	Score
18	H	Louisville	42 71	50	A	BYU	55 76	53	A	St. Mary's (CA)	58 75	131	A	Pepperdine	63 66
20	N	DePaul	64 99	50	H	BYU	53 79	53	H	St. Mary's (CA)	71 75	131	H	Pepperdine	58 56
24	A	Gonzaga	56 77					72	A	San Diego	66 72	132	H	Montana St.	53 66
24	H	Gonzaga	65 80					72	H	San Diego	46 51	136	A	Oregon	78 88
								95	A	Washington	49 61	143	A	Seattle	55 69
								100	N	San Diego St.	59 58	149	H	Eastern Wash.	60 76
												158	H	Montana	55 46
												164	H	Cal St. Northridge	73 66
												173	A	Santa Clara	63 78
												173	H	Santa Clara	70 71
												199	H	Portland St.	62 54
												222	H	UC Irvine	64 56
												245	A	Hawaii	82 64
												250	H	Boise St.	83 56
												257	A	Loyola Marymount	80 63
												257	H	Loyola Marymount	60 68
												267	A	San Francisco	77 63
												267	H	San Francisco	78 76
LAST 12 Division I GAMES:															
72	H	San Diego	46 51	24	A	Gonzaga	56 77								
267	A	San Francisco	77 63	257	H	Loyola Marymount	60 68								
173	H	Santa Clara	70 71	50	A	BYU	55 76								
131	H	Pepperdine	58 56	72	A	San Diego	66 72								
257	A	Loyola Marymount	80 63	267	H	San Francisco	78 76								
53	A	St. Mary's (CA)	58 75	53	H	St. Mary's (CA)	71 75								

Non-Div I Games:

Portland

■ Loss, 
■ Non-Conf, 
■ S Site, 
■ H Home 
■ A Away 
N Neutral

Average RPI Win:	234	WON-LOST	WINNING	LAST 12	STRENGTH OF	OPP. STRENGTH	TEAM	ADJ.	CONF.	ADJ CONF.
Average RPI Loss:	149	RECORD	PCT. RANK	GAMES	SCHEDULE	OF SCHEDULE	RPI	RPI	RPI	RPI
DIV. I ONLY	12- 13	180	4- 8	245	147	199	199	18	18	
DIV. I NON-CONF.	6- 5	139	0- 1	191	150	144	144	16	16	
TOTALS	RPI 1-25	RPI 26-50	W-L RECORDS	RPI 51-100	RPI 101-150	RPI 150+				
12- 13	0- 1	0- 0	OVERALL	0- 2	4- 5	8- 5				
6- 5	0- 0	0- 0	HOME	0- 1	1- 3	5- 1				
4- 8	0- 1	0- 0	AWAY	0- 1	1- 2	3- 4				
2- 0	0- 0	0- 0	NEUTRAL	0- 0	2- 0	0- 0				
6- 5	0- 1	0- 0	NON-CONFERENCE	0- 0	2- 2	4- 2				
3- 1	0- 0	0- 0	HOME	0- 0	0- 1	3- 0				
1- 4	0- 1	0- 0	AWAY	0- 0	0- 1	1- 2				
2- 0	0- 0	0- 0	NEUTRAL	0- 0	2- 0	0- 0				
6- 8	0- 0	0- 0	CONFERENCE	0- 2	2- 3	4- 3				
3- 4	0- 0	0- 0	HOME	0- 1	1- 2	2- 1				
3- 4	0- 0	0- 0	AWAY	0- 1	1- 1	2- 2				
0- 0	0- 0	0- 0	NEUTRAL	0- 0	0- 0	0- 0				

RPI 1-25				RPI 26-50				RPI 51-100				RPI 101+ Team's RPI: 199			
RPI	S	Opponent	Score	RPI	S	Opponent	Score	RPI	S	Opponent	Score	RPI	S	Opponent	Score
24	A	Gonzaga	69 99					74	A	Idaho St.	63 78	117	N	UC Davis	68 57
								74	H	Idaho St.	59 70	124	N	Denver	70 66
												132	A	Montana St.	50 70
												132	H	Montana St.	83 95
												136	A	Oregon	71 75
												139	H	Northern Colo.	62 61
												143	H	Seattle	79 90
												149	A	Eastern Wash.	76 69
												149	H	Eastern Wash.	67 75
												158	A	Montana	56 78
												182	A	Portland	54 62
												214	H	UC Santa Barbara	65 51
												222	H	UC Irvine	80 76
												244	A	Sacramento St.	67 71
												244	H	Sacramento St.	82 84
												245	A	Hawaii	66 78
												257	A	Loyola Marymount	70 55
												302	A	Northern Ariz.	84 74
												302	H	Northern Ariz.	73 59
												317	H	Nevada	80 73
												335	A	Weber St.	66 56
												335	H	Weber St.	76 63
LAST 12 Division I GAMES:															
244	H	Sacramento St.	82 84	335	H	Weber St.	76 63								
149	A	Eastern Wash.	76 69	158	A	Montana	56 78								
244	A	Sacramento St.	67 71	132	A	Montana St.	50 70								
74	H	Idaho St.	59 70	149	H	Eastern Wash.	67 75								
143	H	Seattle	79 90	74	A	Idaho St.	63 78								
302	H	Northern Ariz.	73 59	139	H	Northern Colo.	62 61								

Non-Div I Games: Corban 90 48 Western Ore. 78 58

Portland St.

Loss, Non-Conf, S Site, H Home A Away N Neutral

Average RPI Win:	271	WON-LOST	WINNING	LAST 12	STRENGTH OF	OPP. STRENGTH	TEAM	ADJ.	CONF.	ADJ CONF.
Average RPI Loss:	169	RECORD	PCT. RANK	GAMES	SCHEDULE	OF SCHEDULE	RPI	RPI	RPI	RPI
DIV. I ONLY	10- 15	234	7- 5	316	281	283	283	32	32	
DIV. I NON-CONF.	2- 8	293	0- 0	148	43	278	278	32	32	
TOTALS	RPI 1-25	RPI 26-50	W-L RECORDS	RPI 51-100	RPI 101-150	RPI 150+				
10- 15	0- 2	0- 1	OVERALL	0- 0	1- 4	9- 8				
6- 4	0- 0	0- 0	HOME	0- 0	1- 0	5- 4				
2- 6	0- 2	0- 0	AWAY	0- 0	0- 1	2- 3				
2- 5	0- 0	0- 1	NEUTRAL	0- 0	0- 3	2- 1				
2- 8	0- 2	0- 1	NON-CONFERENCE	0- 0	0- 3	2- 2				
1- 1	0- 0	0- 0	HOME	0- 0	0- 0	1- 1				
0- 2	0- 2	0- 0	AWAY	0- 0	0- 0	0- 0				
1- 5	0- 0	0- 1	NEUTRAL	0- 0	0- 3	1- 1				
8- 7	0- 0	0- 0	CONFERENCE	0- 0	1- 1	7- 6				
5- 3	0- 0	0- 0	HOME	0- 0	1- 0	4- 3				
2- 4	0- 0	0- 0	AWAY	0- 0	0- 1	2- 3				
1- 0	0- 0	0- 0	NEUTRAL	0- 0	0- 0	1- 0				

RPI 1-25				RPI 26-50				RPI 51-100				RPI 101+ Team's RPI: 283			
RPI	S	Opponent	Score	RPI	S	Opponent	Score	RPI	S	Opponent	Score	RPI	S	Opponent	Score
11	A	Miami (FL)	26 107	45	N	Michigan	53 59					108	N	UNLV	60 73
14	A	St. John's (NY)	50 66									123	N	Washington St.	52 90
												135	N	Marquette	51 71
												148	A	Mississippi Val.	56 63
												148	H	Mississippi Val.	61 56
												172	H	Rice	61 58
												184	A	Alabama A&M	53 55
												184	H	Alabama A&M	49 61
												194	N	Louisiana Tech	83 89
												210	H	Southern U.	53 58
												219	H	Grambling	73 55
												219	N	Grambling	68 55
												268	H	Alcorn St.	54 59
												275	A	Alabama St.	53 67
												289	N	CSU Bakersfield	69 64
												313	A	Jackson St.	46 48
												313	H	Jackson St.	56 55
												330	H	Northwestern St.	69 79
												337	A	Ark.-Pine Bluff	72 52
												337	H	Ark.-Pine Bluff	102 51
												339	A	Texas Southern	64 43
												339	H	Texas Southern	53 45
LAST 12 Division I GAMES:															
184	H	Alabama A&M	49 61	184	A	Alabama A&M	53 55								
337	A	Ark.-Pine Bluff	72 52	275	A	Alabama St.	53 67								
148	A	Mississippi Val.	56 63	337	H	Ark.-Pine Bluff	102 51								
219	H	Grambling	73 55	148	H	Mississippi Val.	61 56								
313	H	Jackson St.	56 55	219	N	Grambling	68 55								
339	H	Texas Southern	53 45	313	A	Jackson St.	46 48								

Non-Div I Games: Texas Wesleyan 69 57

Prairie View

Loss, Non-Conf, S Site, H Home A Away N Neutral

Presbyterian

Through Games Of Sunday, February 26, 2012

Average RPI Win:	291	WON-LOST	WINNING	LAST 12	STRENGTH OF	OPP. STRENGTH	TEAM	ADJ.	CONF.	ADJ CONF.
Average RPI Loss:	157	RECORD	PCT. RANK	GAMES	SCHEDULE	OF SCHEDULE	RPI	RPI	RPI	RPI
DIV. I ONLY	9- 14	241	6- 6	290	289	253	253	26	26	
DIV. I NON-CONF.	3- 5	226	0- 0	271	224	226	226	28	28	
TOTALS	RPI 1-25	RPI 26-50	W-L RECORDS	RPI 51-100	RPI 101-150	RPI 150+				
9- 14	0- 0	0- 1	OVERALL	0- 1	0- 3	9- 9				
4- 5	0- 0	0- 0	HOME	0- 0	0- 1	4- 4				
5- 9	0- 0	0- 1	AWAY	0- 1	0- 2	5- 5				
0- 0	0- 0	0- 0	NEUTRAL	0- 0	0- 0	0- 0				
3- 5	0- 0	0- 1	NON-CONFERENCE	0- 1	0- 1	3- 2				
1- 1	0- 0	0- 0	HOME	0- 0	0- 0	1- 1				
2- 4	0- 0	0- 1	AWAY	0- 1	0- 1	2- 1				
0- 0	0- 0	0- 0	NEUTRAL	0- 0	0- 0	0- 0				
6- 9	0- 0	0- 0	CONFERENCE	0- 0	0- 2	6- 7				
3- 4	0- 0	0- 0	HOME	0- 0	0- 1	3- 3				
3- 5	0- 0	0- 0	AWAY	0- 0	0- 1	3- 4				
0- 0	0- 0	0- 0	NEUTRAL	0- 0	0- 0	0- 0				

RPI 1-25			RPI 26-50			RPI 51-100			RPI 101+			Team's RPI: 253
RPI	S	Opponent	Score	RPI	S	Opponent	Score	RPI	S	Opponent	Score	
				32	A	South Carolina	24 52	83	A	North Carolina	38 61	
								106	A	Liberty	39 59	
								106	H	Liberty	64 69	
								115	A	Charlotte	42 58	
								153	A	High Point	53 60	
								153	H	High Point	51 63	
								175	A	Alabama	47 65	
								186	H	Campbell	44 53	
								190	A	Winthrop	63 60	
								190	H	Winthrop	62 70	
								198	H	Furman	47 63	
								205	A	Radford	29 53	
								205	H	Radford	52 49	
								212	A	Charleston So.	67 76	
								261	A	South Carolina St.	53 50	
								287	A	S.C. Upstate	72 64	
								290	A	Coastal Caro.	49 52	
								329	A	Gardner-Webb	59 57	
								329	H	Gardner-Webb	54 43	
								338	A	UNC Asheville	62 45	
								338	H	UNC Asheville	62 54	
								341	H	N.C. Central	64 48	
LAST 12 Division I GAMES:												
				153	A	High Point	53 60	153	H	High Point	51 63	
				106	H	Liberty	64 69	186	H	Campbell	44 53	
				205	H	Radford	52 49	205	A	Radford	29 53	
				329	A	Gardner-Webb	59 57	106	A	Liberty	39 59	
				338	A	UNC Asheville	62 45	338	H	UNC Asheville	62 54	
				190	A	Winthrop	63 60	329	H	Gardner-Webb	54 43	

Non-Div I Games: Columbia (SC) 92 45 Montreat 84 44 Allen 65 28

Presbyterian

Loss, Non-Conf, S Site, H Home A Away N Neutral

Average RPI Win:	181	WON-LOST	WINNING	LAST 12	STRENGTH OF	OPP. STRENGTH	TEAM	ADJ.	CONF.	ADJ CONF.
Average RPI Loss:	59	RECORD	PCT. RANK	GAMES	SCHEDULE	OF SCHEDULE	RPI	RPI	RPI	RPI
DIV. I ONLY	21- 4	15	12- 0	100	110	34	34	20	20	
DIV. I NON-CONF.	10- 4	80	1- 0	12	28	16	16	18	18	
TOTALS	RPI 1-25	RPI 26-50	W-L RECORDS	RPI 51-100	RPI 101-150	RPI 150+				
21- 4	0- 3	2- 0	OVERALL	4- 0	3- 0	12- 1				
10- 2	0- 2	2- 0	HOME	2- 0	2- 0	4- 0				
11- 2	0- 1	0- 0	AWAY	2- 0	1- 0	8- 1				
0- 0	0- 0	0- 0	NEUTRAL	0- 0	0- 0	0- 0				
10- 4	0- 3	2- 0	NON-CONFERENCE	4- 0	0- 0	4- 1				
4- 2	0- 2	2- 0	HOME	2- 0	0- 0	0- 0				
6- 2	0- 1	0- 0	AWAY	2- 0	0- 0	4- 1				
0- 0	0- 0	0- 0	NEUTRAL	0- 0	0- 0	0- 0				
11- 0	0- 0	0- 0	CONFERENCE	0- 0	3- 0	8- 0				
6- 0	0- 0	0- 0	HOME	0- 0	2- 0	4- 0				
5- 0	0- 0	0- 0	AWAY	0- 0	1- 0	4- 0				
0- 0	0- 0	0- 0	NEUTRAL	0- 0	0- 0	0- 0				

RPI 1-25				RPI 26-50				RPI 51-100				RPI 101+			
RPI	S	Opponent	Score	RPI	S	Opponent	Score	RPI	S	Opponent	Score	RPI	S	Opponent	Score
2	A	Stanford	66 85	35	H	Villanova	56 41	52	A	Hofstra	74 69	120	A	Harvard	84 56
7	H	Delaware	70 81	43	H	Marist	68 51	61	H	Saint Joseph's	79 62	120	H	Harvard	74 44
20	H	DePaul	67 78					84	A	Drexel	63 51	125	H	Yale	72 47
								86	H	Davidson	53 44	151	A	UMBC	56 41
												173	A	Santa Clara	77 61
												208	A	Navy	52 65
												209	H	Brown	57 45
												242	A	Cornell	75 39
												242	H	Cornell	64 35
												248	A	Penn	83 48
												276	A	Dartmouth	72 41
												276	H	Dartmouth	94 57
												277	A	Rider	75 55
												308	A	Lafayette	87 47
												333	A	Columbia	86 46
												333	H	Columbia	94 35
LAST 12 Division I GAMES:															
276	H	Dartmouth	94 57	125	H	Yale	72 47								
120	H	Harvard	74 44	209	H	Brown	57 45								
242	A	Cornell	75 39	333	H	Columbia	94 35								
333	A	Columbia	86 46	242	H	Cornell	64 35								
120	A	Harvard	84 56	248	A	Penn	83 48								
276	A	Dartmouth	72 41	84	A	Drexel	63 51								

Non-Div I Games:

Princeton

Average RPI Win:	160	WON-LOST	WINNING	LAST 12	STRENGTH OF	OPP. STRENGTH	TEAM	ADJ.	CONF.	ADJ CONF.
Average RPI Loss:	65	RECORD	PCT. RANK	GAMES	SCHEDULE	OF SCHEDULE	RPI	RPI	RPI	RPI
DIV. I ONLY	13- 15	186	4- 8	50	30	109	109	2	2	
DIV. I NON-CONF.	8- 5	107	0- 0	154	157	111	111	2	2	
TOTALS	RPI 1-25	RPI 26-50	W-L RECORDS	RPI 51-100	RPI 101-150	RPI 150+				
13- 15	1- 7	1- 3	OVERALL	1- 3	3- 0	7- 2				
8- 6	1- 2	1- 2	HOME	1- 2	1- 0	4- 0				
4- 9	0- 5	0- 1	AWAY	0- 1	1- 0	3- 2				
1- 0	0- 0	0- 0	NEUTRAL	0- 0	1- 0	0- 0				
8- 5	0- 1	0- 1	NON-CONFERENCE	1- 1	2- 0	5- 2				
4- 2	0- 1	0- 1	HOME	1- 0	1- 0	2- 0				
3- 3	0- 0	0- 0	AWAY	0- 1	0- 0	3- 2				
1- 0	0- 0	0- 0	NEUTRAL	0- 0	1- 0	0- 0				
5- 10	1- 6	1- 2	CONFERENCE	0- 2	1- 0	2- 0				
4- 4	1- 1	1- 1	HOME	0- 2	0- 0	2- 0				
1- 6	0- 5	0- 1	AWAY	0- 0	1- 0	0- 0				
0- 0	0- 0	0- 0	NEUTRAL	0- 0	0- 0	0- 0				

RPI	S	Opponent	Score	RPI	S	Opponent	Score	RPI	S	Opponent	Score	RPI	S	Opponent	Score	Team's RPI: 109
3	A	Connecticut	35 96	35	A	Villanova	53 59	67	A	Boston U.	62 65	101	N	Fairfield	75 43	
4	A	Notre Dame	47 66	35	H	Villanova	42 69	91	H	Hartford	63 46	120	H	Harvard	71 60	
7	H	Delaware	47 68	41	H	West Virginia	51 48	94	H	Syracuse	54 80	135	A	Marquette	52 50	
13	H	Rutgers	47 68	49	H	Virginia	38 55	96	H	Cincinnati	56 60	170	H	Seton Hall	62 47	
14	A	St. John's (NY)	41 57									196	H	Pittsburgh	66 50	
16	A	Georgetown	39 66									204	A	Akron	78 65	
18	A	Louisville	48 64									209	A	Brown	57 70	
20	H	DePaul	60 52									233	A	Oakland	51 50	
												241	H	Clemson	73 63	
												256	A	Massachusetts	66 45	
												276	H	Dartmouth	63 48	
												312	A	Rhode Island	43 52	
LAST 12 Division I GAMES:																
13	H	Rutgers	47 68	94	H	Syracuse	54 80									
16	A	Georgetown	39 66	196	H	Pittsburgh	66 50									
4	A	Notre Dame	47 66	135	A	Marquette	52 50									
170	H	Seton Hall	62 47	18	A	Louisville	48 64									
96	H	Cincinnati	56 60	41	H	West Virginia	51 48									
35	A	Villanova	53 59	3	A	Connecticut	35 96									

Non-Div I Games:

Providence

■ Loss, 
 ■ Non-Conf, 
 S Site, 
 ■ Home 
 ■ Away 
 N Neutral

Through Games Of Sunday, February 10, 1911									
Average RPI Win: 132	WON-LOST	WINNING	LAST 12	STRENGTH OF	OPP. STRENGTH	TEAM	ADJ.	CONF.	ADJ CONF.
Average RPI Loss: 44	RECORD	PCT. RANK	GAMES	SCHEDULE	OF SCHEDULE	RPI	RPI	RPI	RPI
DIV. I ONLY	21- 8	50	7- 5	41	40	30	30	5	5
DIV. I NON-CONF.	10- 3	49	0- 0	29	42	19	19	4	4
-----									
TOTALS	RPI 1-25	RPI 26-50	W-L RECORDS	RPI 51-100	RPI 101-150	RPI 150+			
21- 8	2- 4	2- 2	OVERALL	3- 1	7- 0	7- 1			
12- 3	1- 2	1- 1	HOME	1- 0	3- 0	6- 0			
7- 5	0- 2	1- 1	AWAY	1- 1	4- 0	1- 1			
2- 0	1- 0	0- 0	NEUTRAL	1- 0	0- 0	0- 0			
10- 3	2- 2	0- 0	NON-CONFERENCE	2- 0	2- 0	4- 1			
6- 1	1- 1	0- 0	HOME	0- 0	1- 0	4- 0			
2- 2	0- 1	0- 0	AWAY	1- 0	1- 0	0- 1			
2- 0	1- 0	0- 0	NEUTRAL	1- 0	0- 0	0- 0			
11- 5	0- 2	2- 2	CONFERENCE	1- 1	5- 0	3- 0			
6- 2	0- 1	1- 1	HOME	1- 0	2- 0	2- 0			
5- 3	0- 1	1- 1	AWAY	0- 1	3- 0	1- 0			
0- 0	0- 0	0- 0	NEUTRAL	0- 0	0- 0	0- 0			

RPI	S	Opponent	Score	RPI	S	Opponent	Score	Team's RPI: 30	RPI	S	Opponent	Score	RPI	S	Opponent	Score
4	H	Notre Dame	38 66	36	A	Iowa	42 59		54	A	Michigan St.	52 67	111	A	Illinois	64 63
6	H	Texas A&M	60 51	36	H	Iowa	57 55		54	H	Michigan St.	67 49	111	H	Illinois	77 66
9	A	Duke	53 64	39	H	Nebraska	89 93		59	A	Bowling Green	54 53	112	A	Auburn	62 54
12	N	Kansas St.	46 42	45	A	Michigan	60 49		73	N	Tulane	61 48	113	H	UT Martin	65 39
19	H	Penn St.	63 74										118	A	Northwestern	80 70
22	A	Ohio St.	71 80										126	A	Minnesota	72 55
													126	H	Minnesota	57 53
													155	H	Wisconsin	63 52
													167	A	Central Mich.	62 75
													206	A	Indiana	82 60
													206	H	Indiana	90 58
													233	H	Oakland	66 47
													258	H	IUPUI	75 45
													288	H	IPFW	73 36
													331	H	Chicago St.	76 49
LAST 12 Division I GAMES:																
206	H	Indiana	90 58	39	H	Nebraska	89 93									
45	A	Michigan	60 49	36	A	Iowa	42 59									
54	A	Michigan St.	52 67	118	A	Northwestern	80 70									
19	H	Penn St.	63 74	54	H	Michigan St.	67 49									
22	A	Ohio St.	71 80	206	A	Indiana	82 60									
111	H	Illinois	77 66	36	H	Iowa	57 55									

Non-Div I Games:

Purdue

■ Loss, 
 ■ Non-Conf, S Site, 
 ■ Home 
 ■ Away 
 N Neutral



Quinnipiac

Through Games Of Sunday, February 26, 2012

Average RPI Win:	195	WON-LOST	WINNING	LAST 12	STRENGTH OF	OPP. STRENGTH	TEAM	ADJ.	CONF.	ADJ CONF.
Average RPI Loss:	120	RECORD	PCT. RANK	GAMES	SCHEDULE	OF SCHEDULE	RPI	RPI	RPI	RPI
DIV. I ONLY	21- 7	40	10- 2	105	222	68	68	15	15	
DIV. I NON-CONF.	8- 3	73	0- 0	59	173	53	53	22	22	
TOTALS	RPI 1-25	RPI 26-50	W-L RECORDS	RPI 51-100	RPI 101-150	RPI 150+				
21- 7	0- 0	0- 1	OVERALL	2- 2	6- 2	13- 2				
8- 5	0- 0	0- 1	HOME	0- 2	2- 2	6- 0				
12- 2	0- 0	0- 0	AWAY	2- 0	3- 0	7- 2				
1- 0	0- 0	0- 0	NEUTRAL	0- 0	1- 0	0- 0				
8- 3	0- 0	0- 1	NON-CONFERENCE	1- 1	4- 0	3- 1				
3- 2	0- 0	0- 1	HOME	0- 1	2- 0	1- 0				
4- 1	0- 0	0- 0	AWAY	1- 0	1- 0	2- 1				
1- 0	0- 0	0- 0	NEUTRAL	0- 0	1- 0	0- 0				
13- 4	0- 0	0- 0	CONFERENCE	1- 1	2- 2	10- 1				
5- 3	0- 0	0- 0	HOME	0- 1	0- 2	5- 0				
8- 1	0- 0	0- 0	AWAY	1- 0	2- 0	5- 1				
0- 0	0- 0	0- 0	NEUTRAL	0- 0	0- 0	0- 0				

RPI S	Opponent	Score	RPI S	Opponent	Score	RPI S	Opponent	Score	RPI S	Opponent	Score
			33 H James Madison		73 81	53 A St. Mary's (CA)		69 67	101 H Fairfield		64 55
						61 H Saint Joseph's		54 71	119 A LIU Brooklyn		54 51
						71 A Sacred Heart		71 34	119 H LIU Brooklyn		64 74
						71 H Sacred Heart		65 74	122 A American		72 59
									125 H Yale		68 63
									126 N Minnesota		64 62
									150 A Robert Morris		82 74
									150 H Robert Morris		62 72
									156 A Monmouth		75 63
									161 A Saint Francis (PA)		85 73
									169 A Holy Cross		70 80
									193 H Mt. St. Mary's		89 73
									217 A Central Conn. St.		64 59
									217 H Central Conn. St.		58 49
									235 A Fairleigh Dickinson		65 74
									238 A Bryant		84 47
									238 H Bryant		67 56
									255 A Army		54 51
									256 H Massachusetts		66 63
									312 A Rhode Island		72 67
									324 A St. Francis (NY)		59 43
									324 H St. Francis (NY)		64 41
									334 H Wagner		77 60
LAST 12 Division I GAMES:											
150 H Robert Morris		62 72	156 A Monmouth		75 63						
324 H St. Francis (NY)		64 41	193 H Mt. St. Mary's		89 73						
119 A LIU Brooklyn		54 51	334 H Wagner		77 60						
217 H Central Conn. St.		58 49	71 A Sacred Heart		71 34						
217 A Central Conn. St.		64 59	238 A Bryant		84 47						
235 A Fairleigh Dickinson		65 74	150 A Robert Morris		82 74						

Non-Div I Games:

Quinnipiac

Loss, Non-Conf, S Site, H Home A Away N Neutral

Average RPI Win:	265	WON-LOST	WINNING	LAST 12	STRENGTH OF	OPP. STRENGTH	TEAM	ADJ.	CONF.	ADJ CONF.
Average RPI Loss:	178	RECORD	PCT. RANK	GAMES	SCHEDULE	OF SCHEDULE	RPI	RPI	RPI	RPI
DIV. I ONLY	13- 12	157	8- 4	291	304	205	205	26	26	
DIV. I NON-CONF.	4- 5	201	0- 0	300	228	240	240	28	28	
TOTALS	RPI 1-25	RPI 26-50	W-L RECORDS	RPI 51-100	RPI 101-150	RPI 150+				
13- 12	0- 0	0- 1	OVERALL	0- 2	0- 1	13- 8				
7- 4	0- 0	0- 0	HOME	0- 1	0- 1	7- 2				
5- 8	0- 0	0- 1	AWAY	0- 1	0- 0	5- 6				
1- 0	0- 0	0- 0	NEUTRAL	0- 0	0- 0	1- 0				
4- 5	0- 0	0- 1	NON-CONFERENCE	0- 2	0- 0	4- 2				
2- 1	0- 0	0- 0	HOME	0- 1	0- 0	2- 0				
1- 4	0- 0	0- 1	AWAY	0- 1	0- 0	1- 2				
1- 0	0- 0	0- 0	NEUTRAL	0- 0	0- 0	1- 0				
9- 7	0- 0	0- 0	CONFERENCE	0- 0	0- 1	9- 6				
5- 3	0- 0	0- 0	HOME	0- 0	0- 1	5- 2				
4- 4	0- 0	0- 0	AWAY	0- 0	0- 0	4- 4				
0- 0	0- 0	0- 0	NEUTRAL	0- 0	0- 0	0- 0				

RPI 1-25				RPI 26-50				RPI 51-100				RPI 101+				Team's RPI: 205	
RPI	S	Opponent	Score	RPI	S	Opponent	Score	RPI	S	Opponent	Score	RPI	S	Opponent	Score		
				49	A	Virginia	43 92	86	H	Davidson	68 81	106	H	Liberty	68 76		
								97	A	Wake Forest	67 90	153	A	High Point	66 61		
												153	H	High Point	65 81		
												186	A	Campbell	64 59		
												186	H	Campbell	80 70		
												190	A	Winthrop	56 67		
												190	H	Winthrop	64 66		
												212	A	Charleston So.	69 79		
												212	H	Charleston So.	73 66		
												235	A	George Washington	59 83		
												253	A	Presbyterian	49 52		
												253	H	Presbyterian	53 29		
												278	A	Longwood	59 73		
												286	A	Norfolk St.	80 68		
												287	H	S.C. Upstate	85 52		
												290	A	Coastal Caro.	56 58		
												290	H	Coastal Caro.	55 43		
												293	N	Wofford	63 46		
												297	H	UNC Greensboro	75 67		
												329	A	Gardner-Webb	63 50		
												338	A	UNC Asheville	72 62		
												338	H	UNC Asheville	79 67		
LAST 12 Division I GAMES:																	
				338	H	UNC Asheville	79 67	153	A	High Point	66 61						
				190	A	Winthrop	56 67	338	A	UNC Asheville	72 62						
				253	A	Presbyterian	49 52	329	A	Gardner-Webb	63 50						
				212	H	Charleston So.	73 66	253	H	Presbyterian	53 29						
				290	H	Coastal Caro.	55 43	190	H	Winthrop	64 66						
				186	A	Campbell	64 59	290	A	Coastal Caro.	56 58						

Non-Div I Games: East. Mennonite 100 42 Winston-Salem 69 46

Radford

Loss, Non-Conf, S Site, H Home A Away N Neutral

## Rhode Island

Through Games Of Sunday, February 26, 2012

Average RPI Win: <b>109</b>	WON-LOST	WINNING	LAST 12	STRENGTH OF	OPP. STRENGTH	TEAM	ADJ.	CONF.	ADJ CONF.
Average RPI Loss: <b>148</b>	RECORD	PCT. RANK	GAMES	SCHEDULE	OF SCHEDULE	RPI	RPI	RPI	RPI
DIV. I ONLY	1- 28	341	0- 12	71	135	312	312	9	9
DIV. I NON-CONF.	1- 14	335	0- 0	43	288	291	291	9	9
TOTALS	RPI 1-25	RPI 26-50	W-L RECORDS	RPI 51-100	RPI 101-150	RPI 150+			
1- 28	0- 2	0- 3	OVERALL	0- 5	1- 4	0- 14			
1- 11	0- 1	0- 0	HOME	0- 3	1- 1	0- 6			
0- 15	0- 1	0- 2	AWAY	0- 2	0- 2	0- 8			
0- 2	0- 0	0- 1	NEUTRAL	0- 0	0- 1	0- 0			
1- 14	0- 1	0- 1	NON-CONFERENCE	0- 2	1- 2	0- 8			
1- 4	0- 0	0- 0	HOME	0- 1	1- 0	0- 3			
0- 8	0- 1	0- 0	AWAY	0- 1	0- 1	0- 5			
0- 2	0- 0	0- 1	NEUTRAL	0- 0	0- 1	0- 0			
0- 14	0- 1	0- 2	CONFERENCE	0- 3	0- 2	0- 6			
0- 7	0- 1	0- 0	HOME	0- 2	0- 1	0- 3			
0- 7	0- 0	0- 2	AWAY	0- 1	0- 1	0- 3			
0- 0	0- 0	0- 0	NEUTRAL	0- 0	0- 0	0- 0			

RPI 1-25				RPI 26-50				RPI 51-100				RPI 101+ Team's RPI: 312			
RPI	S	Opponent	Score	RPI	S	Opponent	Score	RPI	S	Opponent	Score	RPI	S	Opponent	Score
7	A	Delaware	53 89	33	N	James Madison	42 77	51	H	Temple	41 84	101	N	Fairfield	56 66
23	H	St. Bonaventure	32 58	40	A	Dayton	46 97	61	A	Saint Joseph's	53 64	109	H	Providence	52 43
				47	A	Richmond	49 68	67	A	Boston U.	44 71	115	A	Charlotte	35 72
								68	H	Quinnipiac	67 72	120	A	Harvard	57 69
								75	H	Duquesne	42 63	145	H	La Salle	45 49
												180	A	Lehigh	56 67
												185	H	New Hampshire	33 52
												187	H	Xavier	57 67
												201	A	Fordham	49 69
												209	A	Brown	54 66
												209	H	Brown	40 53
												217	A	Central Conn. St.	45 50
												235	H	George Washington	42 63
												238	A	Bryant	62 75
												249	A	Saint Louis	55 70
												256	A	Massachusetts	57 68
												256	H	Massachusetts	39 46
												263	A	Siena	65 73
												318	H	Maine	58 62
LAST 12 Division I GAMES:															
23	H	St. Bonaventure	32 58	115	A	Charlotte	35 72								
256	A	Massachusetts	57 68	47	A	Richmond	49 68								
51	H	Temple	41 84	187	H	Xavier	57 67								
61	A	Saint Joseph's	53 64	249	A	Saint Louis	55 70								
145	H	La Salle	45 49	235	H	George Washington	42 63								
75	H	Duquesne	42 63	201	A	Fordham	49 69								

Non-Div I Games:

Rhode Island

■ Loss, 
 ■ Non-Conf, 
 ■ S Site, 
 ■ H Home 
 ■ A Away 
 N Neutral

Average RPI Win: <b>231</b>	WON-LOST	WINNING	LAST 12	STRENGTH OF	OPP. STRENGTH	TEAM	ADJ.	CONF.	ADJ CONF.
Average RPI Loss: <b>148</b>	RECORD	PCT. RANK	GAMES	SCHEDULE	OF SCHEDULE	RPI	RPI	RPI	RPI
DIV. I ONLY	15- 13	151	7- 5	253	171	172	172	11	11
DIV. I NON-CONF.	6- 7	181	0- 0	311	317	260	260	12	12
TOTALS	RPI 1-25	RPI 26-50	W-L RECORDS	RPI 51-100	RPI 101-150	RPI 150+			
15- 13	0- 0	0- 0	OVERALL	2- 4	0- 3	13- 6			
9- 4	0- 0	0- 0	HOME	1- 2	0- 1	8- 1			
6- 9	0- 0	0- 0	AWAY	1- 2	0- 2	5- 5			
0- 0	0- 0	0- 0	NEUTRAL	0- 0	0- 0	0- 0			
6- 7	0- 0	0- 0	NON-CONFERENCE	0- 2	0- 2	6- 3			
3- 3	0- 0	0- 0	HOME	0- 1	0- 1	3- 1			
3- 4	0- 0	0- 0	AWAY	0- 1	0- 1	3- 2			
0- 0	0- 0	0- 0	NEUTRAL	0- 0	0- 0	0- 0			
9- 6	0- 0	0- 0	CONFERENCE	2- 2	0- 1	7- 3			
6- 1	0- 0	0- 0	HOME	1- 1	0- 0	5- 0			
3- 5	0- 0	0- 0	AWAY	1- 1	0- 1	2- 3			
0- 0	0- 0	0- 0	NEUTRAL	0- 0	0- 0	0- 0			

RPI 1-25				RPI 26-50				RPI 51-100				RPI 101+				Team's RPI: 172	
RPI	S	Opponent	Score	RPI	S	Opponent	Score	RPI	S	Opponent	Score	RPI	S	Opponent	Score		
								56	H	Oregon St.	57	63	104	A	UAB	45	60
								57	A	Oklahoma St.	60	96	121	H	UALR	47	67
								64	A	UTEP	52	48	141	A	Stephen F. Austin	64	68
								64	H	UTEP	41	45	162	A	Tulsa	42	69
								73	A	Tulane	47	50	162	H	Tulsa	55	48
								73	H	Tulane	67	49	171	A	Lamar	54	61
													174	A	Marshall	57	65
													188	A	UCF	63	65
													188	A	SMU	69	60
													188	H	SMU	56	54
													197	H	Southern Miss.	72	43
													226	H	Texas St.	73	66
													229	H	East Carolina	66	44
													268	H	Alcorn St.	74	57
													280	A	Valparaiso	54	46
													283	A	Prairie View	58	61
													291	A	UTSA	71	46
													316	A	Houston	58	50
													316	H	Houston	68	40
													326	H	A&M-Corpus Christi	61	64
													331	A	Chicago St.	77	50
													342	H	Houston Baptist	75	42
LAST 12 Division I GAMES:																	
				64	A	UTEP	52	48		174	A	Marshall	57	65			
				316	H	Houston	68	40		316	A	Houston	58	50			
				188	A	SMU	69	60		229	H	East Carolina	66	44			
				73	A	Tulane	47	50		197	H	Southern Miss.	72	43			
				162	H	Tulsa	55	48		188	A	UCF	63	65			
				64	H	UTEP	41	45		162	A	Tulsa	42	69			

Non-Div I Games:

Rice

■ Loss, 
 ■ Non-Conf, 
 ■ S Site, 
 ■ H Home 
 ■ A Away 
 N Neutral

Average RPI Win:	179	WON-LOST	WINNING	LAST 12	STRENGTH OF	OPP. STRENGTH	TEAM	ADJ.	CONF.	ADJ CONF.
Average RPI Loss:	76	RECORD	PCT. RANK	GAMES	SCHEDULE	OF SCHEDULE	RPI	RPI	RPI	RPI
DIV. I ONLY	22- 7	32	8- 4	106	107	47	47	9	9	
DIV. I NON-CONF.	13- 2	19	1- 0	75	136	22	22	9	9	
TOTALS	RPI 1-25	RPI 26-50	W-L RECORDS	RPI 51-100	RPI 101-150	RPI 150+				
22- 7	0- 1	1- 2	OVERALL	5- 2	3- 1	13- 1				
12- 2	0- 0	0- 1	HOME	4- 1	2- 0	6- 0				
9- 5	0- 1	0- 1	AWAY	1- 1	1- 1	7- 1				
1- 0	0- 0	1- 0	NEUTRAL	0- 0	0- 0	0- 0				
13- 2	0- 0	1- 1	NON-CONFERENCE	3- 1	2- 0	7- 0				
6- 1	0- 0	0- 1	HOME	2- 0	1- 0	3- 0				
6- 1	0- 0	0- 0	AWAY	1- 1	1- 0	4- 0				
1- 0	0- 0	1- 0	NEUTRAL	0- 0	0- 0	0- 0				
9- 5	0- 1	0- 1	CONFERENCE	2- 1	1- 1	6- 1				
6- 1	0- 0	0- 0	HOME	2- 1	1- 0	3- 0				
3- 4	0- 1	0- 1	AWAY	0- 0	0- 1	3- 1				
0- 0	0- 0	0- 0	NEUTRAL	0- 0	0- 0	0- 0				

RPI 1-25				RPI 26-50				Team's RPI: 47	RPI 51-100				RPI 101+			
RPI	S	Opponent	Score	RPI	S	Opponent	Score		RPI	S	Opponent	Score	RPI	S	Opponent	Score
23	A	St. Bonaventure	59 75	33	N	James Madison	74 66		51	H	Temple	55 56	106	H	Liberty	66 54
				40	A	Dayton	78 81		61	H	Saint Joseph's	78 59	107	A	VCU	78 77
				49	H	Virginia	56 69		65	A	Fla. Gulf Coast	67 81	115	A	Charlotte	62 77
									67	H	Boston U.	72 60	145	H	La Salle	74 70
									75	H	Duquesne	59 45	180	A	Lehigh	71 49
									91	H	Hartford	69 56	187	A	Xavier	60 76
									98	A	North Carolina St.	72 58	201	H	Fordham	63 50
													203	A	Old Dominion	78 63
													208	A	Navy	56 39
													220	H	William & Mary	77 57
													235	A	George Washington	63 51
													235	H	George Washington	74 57
													249	A	Saint Louis	63 45
													256	A	Massachusetts	73 54
													272	H	East Tenn. St.	66 39
													278	A	Longwood	72 59
													297	H	UNC Greensboro	75 60
													312	H	Rhode Island	68 49
LAST 12 Division I GAMES:																
115	A	Charlotte	62 77	61	H	Saint Joseph's	78 59									
75	H	Duquesne	59 45	312	H	Rhode Island	68 49									
201	H	Fordham	63 50	249	A	Saint Louis	63 45									
187	A	Xavier	60 76	40	A	Dayton	78 81									
278	A	Longwood	72 59	145	H	La Salle	74 70									
235	A	George Washington	63 51	23	A	St. Bonaventure	59 75									

Non-Div I Games:

Richmond

■ Loss, 
 ■ Non-Conf, S Site, 
 ■ Home 
 ■ Away 
 N Neutral

Average RPI Win:	264	WON-LOST	WINNING	LAST 12	STRENGTH OF	OPP. STRENGTH	TEAM	ADJ.	CONF.	ADJ CONF.
Average RPI Loss:	179	RECORD	PCT. RANK	GAMES	SCHEDULE	OF SCHEDULE	RPI	RPI	RPI	RPI
DIV. I ONLY	11- 18	245	1- 11	298	272	277	277	22	22	
DIV. I NON-CONF.	8- 3	73	0- 0	297	320	140	140	21	21	
TOTALS	RPI 1-25	RPI 26-50	W-L RECORDS	RPI 51-100	RPI 101-150	RPI 150+				
11- 18	0- 1	0- 3	OVERALL	0- 0	0- 2	11- 12				
7- 7	0- 0	0- 2	HOME	0- 0	0- 1	7- 4				
4- 11	0- 1	0- 1	AWAY	0- 0	0- 1	4- 8				
0- 0	0- 0	0- 0	NEUTRAL	0- 0	0- 0	0- 0				
8- 3	0- 1	0- 1	NON-CONFERENCE	0- 0	0- 0	8- 1				
4- 1	0- 0	0- 1	HOME	0- 0	0- 0	4- 0				
4- 2	0- 1	0- 0	AWAY	0- 0	0- 0	4- 1				
0- 0	0- 0	0- 0	NEUTRAL	0- 0	0- 0	0- 0				
3- 15	0- 0	0- 2	CONFERENCE	0- 0	0- 2	3- 11				
3- 6	0- 0	0- 1	HOME	0- 0	0- 1	3- 4				
0- 9	0- 0	0- 1	AWAY	0- 0	0- 1	0- 7				
0- 0	0- 0	0- 0	NEUTRAL	0- 0	0- 0	0- 0				

RPI	S	Opponent	Score	RPI	S	Opponent	Score	RPI	S	Opponent	Score	RPI	S	Opponent	Score	Team's RPI: 277
16	A	Georgetown	51 58	34	H	Princeton	55 75					101	A	Fairfield	35 51	
				43	A	Marist	54 76					101	H	Fairfield	30 49	
				43	H	Marist	56 82					181	A	Loyola Maryland	57 71	
												181	H	Loyola Maryland	67 61	
												183	A	Manhattan	45 59	
												183	H	Manhattan	36 57	
												193	A	Mt. St. Mary's	53 44	
												223	A	Niagara	53 69	
												223	H	Niagara	60 53	
												224	A	Canisius	54 60	
												224	H	Canisius	58 61	
												231	A	Binghamton	66 56	
												235	H	Fairleigh Dickinson	69 68	
												237	A	Iona	50 64	
												237	H	Iona	80 76	
												248	A	Penn	57 66	
												263	A	Siena	42 61	
												263	H	Siena	56 67	
												308	H	Lafayette	64 56	
												319	H	Stony Brook	53 41	
												323	A	NJIT	60 50	
												324	A	St. Francis (NY)	68 48	
												325	A	Saint Peter's	64 65	
												325	H	Saint Peter's	54 65	
												328	H	Bucknell	63 43	
LAST 12 Division I GAMES:																
101	H	Fairfield	30 49	181	A	Loyola Maryland	57 71									
325	A	Saint Peter's	64 65	101	A	Fairfield	35 51									
263	A	Siena	42 61	224	A	Canisius	54 60									
237	H	Iona	80 76	223	A	Niagara	53 69									
183	H	Manhattan	36 57	263	H	Siena	56 67									
224	H	Canisius	58 61	43	A	Marist	54 76									

Non-Div I Games:

Rider

■ Loss, 
 ■ Non-Conf, 
 ■ S Site, 
 ■ H Home 
 ■ A Away 
 N Neutral

Average RPI Win:	203	WON-LOST	WINNING	LAST 12	STRENGTH OF	OPP. STRENGTH	TEAM	ADJ.	CONF.	ADJ CONF.
Average RPI Loss:	182	RECORD	PCT. RANK	GAMES	SCHEDULE	OF SCHEDULE	RPI	RPI	RPI	RPI
DIV. I ONLY	17- 11	104	8- 4	192	231	150	150	15	15	
DIV. I NON-CONF.	6- 5	139	0- 0	276	259	203	203	22	22	
TOTALS	RPI 1-25	RPI 26-50	W-L RECORDS	RPI 51-100	RPI 101-150	RPI 150+				
17- 11	0- 0	0- 0	OVERALL	1- 4	2- 0	14- 7				
10- 4	0- 0	0- 0	HOME	0- 3	2- 0	8- 1				
5- 7	0- 0	0- 0	AWAY	1- 1	0- 0	4- 6				
2- 0	0- 0	0- 0	NEUTRAL	0- 0	0- 0	2- 0				
6- 5	0- 0	0- 0	NON-CONFERENCE	0- 2	1- 0	5- 3				
4- 1	0- 0	0- 0	HOME	0- 1	1- 0	3- 0				
0- 4	0- 0	0- 0	AWAY	0- 1	0- 0	0- 3				
2- 0	0- 0	0- 0	NEUTRAL	0- 0	0- 0	2- 0				
11- 6	0- 0	0- 0	CONFERENCE	1- 2	1- 0	9- 4				
6- 3	0- 0	0- 0	HOME	0- 2	1- 0	5- 1				
5- 3	0- 0	0- 0	AWAY	1- 0	0- 0	4- 3				
0- 0	0- 0	0- 0	NEUTRAL	0- 0	0- 0	0- 0				

RPI 1-25			RPI 26-50			RPI 51-100			RPI 101+			Team's RPI: 150
RPI	S	Opponent	Score	RPI	S	Opponent	Score	RPI	S	Opponent	Score	
						68	A Quinnipiac	72 62	119	H LIU Brooklyn	63 57	
						68	H Quinnipiac	74 82	144	H Coppin St.	62 47	
						71	H Sacred Heart	64 71	156	A Monmouth	66 75	
						75	A Duquesne	63 66	156	H Monmouth	57 54	
						93	H Miami (OH)	50 61	161	A Saint Francis (PA)	75 63	
									161	H Saint Francis (PA)	77 65	
									167	H Central Mich.	64 55	
									179	N Elon	69 65	
									180	A Lehigh	54 68	
									193	A Mt. St. Mary's	75 80	
									204	H Akron	85 78	
									217	A Central Conn. St.	86 72	
									217	H Central Conn. St.	75 48	
									235	A Fairleigh Dickinson	73 49	
									235	H Fairleigh Dickinson	79 50	
									238	A Bryant	71 75	
									238	H Bryant	72 68	
									285	A Morehead St.	69 75	
									298	H Kent St.	78 44	
									319	A Stony Brook	40 42	
									320	N Delaware St.	75 67	
									324	H St. Francis (NY)	62 70	
									334	A Wagner	55 38	
LAST 12 Division I GAMES:												
						68	A Quinnipiac	72 62				
						238	H Bryant	72 68				
						217	H Central Conn. St.	75 48				
						161	A Saint Francis (PA)	75 63				
						161	H Saint Francis (PA)	77 65				
						193	A Mt. St. Mary's	75 80				
						334	A Wagner	55 38				
						119	H LIU Brooklyn	63 57				
						324	H St. Francis (NY)	62 70				
						235	A Fairleigh Dickinson	73 49				
						156	A Monmouth	66 75				
						68	H Quinnipiac	74 82				

Non-Div I Games:

Robert Morris

■ Loss, 
 ■ Non-Conf, 
 ■ S Site, 
 ■ Home 
 ■ A Away 
 N Neutral

REGULAR SEASON				THROUGH GAMES OF SUNDAY, FEBRUARY 10, 1911						
Average RPI Win:	111	WON-LOST	WINNING	LAST 12	STRENGTH OF	OPP. STRENGTH	TEAM	ADJ.	CONF.	ADJ CONF.
Average RPI Loss:	14	RECORD	PCT. RANK	GAMES	SCHEDULE	OF SCHEDULE	RPI	RPI	RPI	RPI
DIV. I ONLY	20- 8	58	6- 6	12	9	13	13	2	2	
DIV. I NON-CONF.	11- 2	24	0- 0	28	11	11	11	2	2	
-----										
TOTALS	RPI 1-25		RPI 26-50		W-L RECORDS		RPI 51-100		RPI 101-150	RPI 150+
20- 8	3- 7		3- 1		OVERALL		5- 0		2- 0	7- 0
11- 3	2- 3		1- 0		HOME		3- 0		0- 0	5- 0
6- 5	0- 4		1- 1		AWAY		1- 0		2- 0	2- 0
3- 0	1- 0		1- 0		NEUTRAL		1- 0		0- 0	0- 0
11- 2	1- 2		2- 0		NON-CONFERENCE		2- 0		1- 0	5- 0
6- 1	0- 1		1- 0		HOME		1- 0		0- 0	4- 0
2- 1	0- 1		0- 0		AWAY		0- 0		1- 0	1- 0
3- 0	1- 0		1- 0		NEUTRAL		1- 0		0- 0	0- 0
9- 6	2- 5		1- 1		CONFERENCE		3- 0		1- 0	2- 0
5- 2	2- 2		0- 0		HOME		2- 0		0- 0	1- 0
4- 4	0- 3		1- 1		AWAY		1- 0		1- 0	1- 0
0- 0	0- 0		0- 0		NEUTRAL		0- 0		0- 0	0- 0

RPI	S	Opponent	Score
3	A	Connecticut	34 66
4	H	Notre Dame	41 71
5	H	Tennessee	61 67
11	A	Miami (FL)	81 92
14	A	St. John's (NY)	57 62
14	H	St. John's (NY)	52 61
16	A	Georgetown	36 54
18	H	Louisville	71 68
20	H	DePaul	65 64
21	N	Georgia Tech	59 40

RPI	S	Opponent	Score
26	H	California	73 70
35	A	Villanova	61 52
37	N	Florida	63 49
41	A	West Virginia	50 60

RPI	S	Opponent	Score
51	H	Temple	71 50
70	N	Arizona St.	59 52
87	A	South Fla.	72 66
94	H	Syracuse	55 44
96	H	Cincinnati	58 47

RPI	S	Opponent	Score
109	A	Providence	68 47
145	A	La Salle	61 48
170	H	Seton Hall	62 39
180	H	Lehigh	68 40
196	A	Pittsburgh	63 39
200	H	Boston College	74 58
201	H	Fordham	68 48
235	A	George Washington	75 54
237	H	Iona	62 29

## LAST 12 Division I GAMES:

109	A	Providence	68 47	4	H	Notre Dame	41 71
170	H	Seton Hall	62 39	16	A	Georgetown	36 54
35	A	Villanova	61 52	20	H	DePaul	65 64
41	A	West Virginia	50 60	87	A	South Fla.	72 66
14	H	St. John's (NY)	52 61	14	A	St. John's (NY)	57 62
3	A	Connecticut	34 66	18	H	Louisville	71 68

Non-Div I Games:

Rutgers

■ Loss, 
 ■ Non-Conf, 
 ■ S Site, 
 ■ H Home 
 ■ A Away 
 N Neutral



## S.C. Upstate

Through Games Of Sunday, February 26, 2012

Average RPI Win:	278	WON-LOST	WINNING	LAST 12	STRENGTH OF	OPP. STRENGTH	TEAM	ADJ.	CONF.	ADJ CONF.
Average RPI Loss:	195	RECORD	PCT. RANK	GAMES	SCHEDULE	OF SCHEDULE	RPI	RPI	RPI	RPI
DIV. I ONLY	9- 19	265	7- 5	276	316	287	287	30	30	
DIV. I NON-CONF.	1- 9	323	0- 0	194	213	306	306	30	30	
TOTALS	RPI 1-25	RPI 26-50	W-L RECORDS	RPI 51-100	RPI 101-150	RPI 150+				
9- 19	0- 2	0- 0	OVERALL	0- 3	1- 2	8- 12				
6- 6	0- 0	0- 0	HOME	0- 1	1- 0	5- 5				
3- 13	0- 2	0- 0	AWAY	0- 2	0- 2	3- 7				
0- 0	0- 0	0- 0	NEUTRAL	0- 0	0- 0	0- 0				
1- 9	0- 2	0- 0	NON-CONFERENCE	0- 1	0- 1	1- 5				
0- 3	0- 0	0- 0	HOME	0- 0	0- 0	0- 3				
1- 6	0- 2	0- 0	AWAY	0- 1	0- 1	1- 2				
0- 0	0- 0	0- 0	NEUTRAL	0- 0	0- 0	0- 0				
8- 10	0- 0	0- 0	CONFERENCE	0- 2	1- 1	7- 7				
6- 3	0- 0	0- 0	HOME	0- 1	1- 0	5- 2				
2- 7	0- 0	0- 0	AWAY	0- 1	0- 1	2- 5				
0- 0	0- 0	0- 0	NEUTRAL	0- 0	0- 0	0- 0				

RPI 1-25				RPI 26-50				RPI 51-100				RPI 101+ Team's RPI: 287			
RPI	S	Opponent	Score	RPI	S	Opponent	Score	RPI	S	Opponent	Score	RPI	S	Opponent	Score
9	A	Duke	35 93					65	A	Fla. Gulf Coast	53 77	112	A	Auburn	34 75
25	A	Vanderbilt	42 88					65	H	Fla. Gulf Coast	63 76	129	A	Stetson	54 69
								83	A	North Carolina	34 91	129	H	Stetson	81 68
												205	A	Radford	52 85
												228	H	Western Caro.	58 63
												247	A	Belmont	69 74
												247	H	Belmont	61 51
												253	H	Presbyterian	64 72
												265	A	North Florida	58 57
												265	H	North Florida	71 65
												272	A	East Tenn. St.	64 67
												272	H	East Tenn. St.	74 68
												273	A	Kennesaw St.	45 54
												273	H	Kennesaw St.	63 74
												284	A	Jacksonville	72 80
												284	H	Jacksonville	64 74
												286	H	Norfolk St.	81 94
												290	A	Coastal Caro.	56 61
												322	A	Mercer	71 87
												322	H	Mercer	77 56
												332	A	Lipscomb	50 44
												332	H	Lipscomb	73 66
												338	A	UNC Asheville	73 66
LAST 12 Division I GAMES:															
129	H	Stetson	81 68	322	A	Mercer	71 87								
65	H	Fla. Gulf Coast	63 76	273	A	Kennesaw St.	45 54								
332	A	Lipscomb	50 44	272	H	East Tenn. St.	74 68								
247	A	Belmont	69 74	247	H	Belmont	61 51								
284	H	Jacksonville	64 74	332	H	Lipscomb	73 66								
265	H	North Florida	71 65	265	A	North Florida	58 57								

Non-Div I Games: North Greenville 57 75

S.C. Upstate

Loss, Non-Conf, S Site, H Home A Away N Neutral

Average RPI Win:	266	WON-LOST	WINNING	LAST 12	STRENGTH OF	OPP. STRENGTH	TEAM	ADJ.	CONF.	ADJ CONF.
Average RPI Loss:	154	RECORD	PCT. RANK	GAMES	SCHEDULE	OF SCHEDULE	RPI	RPI	RPI	RPI
DIV. I ONLY	18- 9	82	10- 2	320	284	166	166	31	31	
DIV. I NON-CONF.	6- 5	139	0- 0	266	101	171	171	31	31	
TOTALS	RPI 1-25	RPI 26-50	W-L RECORDS	RPI 51-100	RPI 101-150	RPI 150+				
18- 9	0- 2	0- 0	OVERALL	0- 0	1- 3	17- 4				
8- 4	0- 0	0- 0	HOME	0- 0	0- 1	8- 3				
9- 4	0- 1	0- 0	AWAY	0- 0	1- 2	8- 1				
1- 1	0- 1	0- 0	NEUTRAL	0- 0	0- 0	1- 0				
6- 5	0- 2	0- 0	NON-CONFERENCE	0- 0	0- 1	6- 2				
3- 1	0- 0	0- 0	HOME	0- 0	0- 0	3- 1				
2- 3	0- 1	0- 0	AWAY	0- 0	0- 1	2- 1				
1- 1	0- 1	0- 0	NEUTRAL	0- 0	0- 0	1- 0				
12- 4	0- 0	0- 0	CONFERENCE	0- 0	1- 2	11- 2				
5- 3	0- 0	0- 0	HOME	0- 0	0- 1	5- 2				
7- 1	0- 0	0- 0	AWAY	0- 0	1- 1	6- 0				
0- 0	0- 0	0- 0	NEUTRAL	0- 0	0- 0	0- 0				

RPI 1-25				RPI 26-50				RPI 51-100				RPI 101+ Team's RPI: 166			
RPI	S	Opponent	Score	RPI	S	Opponent	Score	RPI	S	Opponent	Score	RPI	S	Opponent	Score
20	A	DePaul	65 75									110	A	Eastern Ill.	59 54
21	N	Georgia Tech	38 80									110	H	Eastern Ill.	70 73
												113	A	UT Martin	59 91
												130	A	Pacific	68 78
												163	H	Ill.-Chicago	63 57
												165	H	Bradley	60 66
												230	A	Tennessee Tech	64 62
												230	H	Tennessee Tech	62 54
												243	N	Georgia St.	63 49
												244	A	Sacramento St.	66 80
												259	A	Southern Ill.	70 60
												266	A	Eastern Ky.	66 55
												266	H	Eastern Ky.	64 53
												270	H	Ball St.	68 56
												280	H	Valparaiso	67 64
												282	H	Austin Peay	72 61
												285	A	Morehead St.	72 70
												285	H	Morehead St.	70 73
												288	A	IPFW	72 57
												300	A	Tennessee St.	60 50
												301	H	Murray St.	59 67
												321	A	Southeast Mo. St.	58 43
												321	H	Southeast Mo. St.	63 48
												340	A	Jacksonville St.	78 57
												340	H	Jacksonville St.	79 39
LAST 12 Division I GAMES:															
285	A	Morehead St.	72 70	230	A	Tennessee Tech	64 62								
266	A	Eastern Ky.	66 55	340	A	Jacksonville St.	78 57								
110	A	Eastern Ill.	59 54	282	H	Austin Peay	72 61								
321	H	Southeast Mo. St.	63 48	301	H	Murray St.	59 67								
285	H	Morehead St.	70 73	321	A	Southeast Mo. St.	58 43								
266	H	Eastern Ky.	64 53	300	A	Tennessee St.	60 50								

Non-Div I Games:

SIU Edwardsville

■ Loss, 
 ■ Non-Conf, 
 ■ S Site, 
 ■ Home 
 ■ A Away 
 N Neutral

SMU				Through Games Of Sunday, February 26, 2012						
Average RPI Win:	238	WON-LOST	WINNING	LAST 12	STRENGTH OF	OPP. STRENGTH	TEAM	ADJ.	CONF.	ADJ CONF.
Average RPI Loss:	115	RECORD	PCT. RANK	GAMES	SCHEDULE	OF SCHEDULE	RPI	RPI	RPI	RPI
DIV. I ONLY	13- 15	186	5- 7	122	190	188	188	11	11	
DIV. I NON-CONF.	7- 6	153	0- 0	160	290	187	187	12	12	
-----										
TOTALS	RPI 1-25	RPI 26-50	W-L RECORDS	RPI 51-100	RPI 101-150	RPI 150+				
13- 15	0- 0	0- 1	OVERALL	1- 6	1- 3	11- 5				
9- 8	0- 0	0- 0	HOME	1- 4	0- 1	8- 3				
4- 7	0- 0	0- 1	AWAY	0- 2	1- 2	3- 2				
0- 0	0- 0	0- 0	NEUTRAL	0- 0	0- 0	0- 0				
7- 6	0- 0	0- 1	NON-CONFERENCE	0- 2	1- 2	6- 1				
6- 3	0- 0	0- 0	HOME	0- 2	0- 1	6- 0				
1- 3	0- 0	0- 1	AWAY	0- 0	1- 1	0- 1				
0- 0	0- 0	0- 0	NEUTRAL	0- 0	0- 0	0- 0				
6- 9	0- 0	0- 0	CONFERENCE	1- 4	0- 1	5- 4				
3- 5	0- 0	0- 0	HOME	1- 2	0- 0	2- 3				
3- 4	0- 0	0- 0	AWAY	0- 2	0- 1	3- 1				
0- 0	0- 0	0- 0	NEUTRAL	0- 0	0- 0	0- 0				

S  
M  
U

RPI 1-25				RPI 26-50				RPI 51-100				RPI 101+				Team's RPI: 188
RPI	S	Opponent	Score	RPI	S	Opponent	Score	RPI	S	Opponent	Score	RPI	S	Opponent	Score	
				42	A	Kansas	52 75	63	H	Fresno St.	67 88	104	A	UAB	46 50	
								64	A	UTEP	50 68	105	A	Wichita St.	43 63	
								64	H	UTEP	53 64	121	A	UALR	69 60	
								73	A	Tulane	63 75	141	H	Stephen F. Austin	60 66	
								73	H	Tulane	54 49	162	H	Tulsa	39 42	
								76	H	Memphis	55 60	172	A	Rice	54 56	
								97	H	Wake Forest	53 65	172	H	Rice	60 69	
												174	A	Marshall	55 53	
												176	H	TCU	47 38	
												188	A	UCF	60 48	
												195	A	North Texas	46 50	
												197	H	Southern Miss.	67 74	
												229	H	East Carolina	68 44	
												268	H	Alcorn St.	76 54	
												281	H	Cal St. Fullerton	75 63	
												291	H	UTSA	69 65	
												316	A	Houston	63 50	
												316	H	Houston	76 61	
												326	H	A&M-Corpus Christi	73 64	
												330	H	Northwestern St.	67 41	
LAST 12 Division I GAMES:																
				73	H	Tulane	54 49	73	A	Tulane	63 75					
				64	A	UTEP	50 68	316	A	Houston	63 50					
				172	H	Rice	60 69	162	H	Tulsa	39 42					
				104	A	UAB	46 50	188	A	UCF	60 48					
				197	H	Southern Miss.	67 74	229	H	East Carolina	68 44					
				76	H	Memphis	55 60	174	A	Marshall	55 53					

S  
M  
U

Non-Div I Games:

SMU

Loss, Non-Conf, S Site, H Home A Away N Neutral

Average RPI Win:	218	WON-LOST	WINNING	LAST 12	STRENGTH OF	OPP. STRENGTH	TEAM	ADJ.	CONF.	ADJ CONF.
Average RPI Loss:	162	RECORD	PCT. RANK	GAMES	SCHEDULE	OF SCHEDULE	RPI	RPI	RPI	RPI
DIV. I ONLY	11- 17	238	5- 7	219	174	244	244	18	18	
DIV. I NON-CONF.	4- 8	239	0- 0	227	193	281	281	16	16	
TOTALS	RPI 1-25	RPI 26-50	W-L RECORDS	RPI 51-100	RPI 101-150	RPI 150+				
11- 17	0- 1	0- 1	OVERALL	1- 1	2- 6	8- 8				
8- 6	0- 0	0- 0	HOME	1- 0	1- 3	6- 3				
3- 11	0- 1	0- 1	AWAY	0- 1	1- 3	2- 5				
0- 0	0- 0	0- 0	NEUTRAL	0- 0	0- 0	0- 0				
4- 8	0- 1	0- 1	NON-CONFERENCE	0- 0	1- 1	3- 5				
4- 2	0- 0	0- 0	HOME	0- 0	1- 0	3- 2				
0- 6	0- 1	0- 1	AWAY	0- 0	0- 1	0- 3				
0- 0	0- 0	0- 0	NEUTRAL	0- 0	0- 0	0- 0				
7- 9	0- 0	0- 0	CONFERENCE	1- 1	1- 5	5- 3				
4- 4	0- 0	0- 0	HOME	1- 0	0- 3	3- 1				
3- 5	0- 0	0- 0	AWAY	0- 1	1- 2	2- 2				
0- 0	0- 0	0- 0	NEUTRAL	0- 0	0- 0	0- 0				

RPI S	Opponent	Score	RPI S	Opponent	Score	RPI S	Opponent	Score	RPI S	Opponent	Score	Team's RPI: 244
15	A Oklahoma	55 117	26	A California	61 85	74	A Idaho St.	57 78	110	H Eastern Ill.	89 85	
						74	H Idaho St.	73 65	117	A UC Davis	57 68	
									132	A Montana St.	77 76	
									132	H Montana St.	71 76	
									139	A Northern Colo.	58 68	
									139	H Northern Colo.	56 64	
									149	A Eastern Wash.	62 78	
									149	H Eastern Wash.	84 90	
									158	A Montana	54 79	
									158	H Montana	79 88	
									166	H SIU Edwardsville	80 66	
									173	H Santa Clara	76 96	
									199	A Portland St.	84 82	
									199	H Portland St.	71 67	
									222	A UC Irvine	75 81	
									257	A Loyola Marymount	73 86	
									260	H Long Beach St.	74 67	
									267	A San Francisco	71 86	
									281	H Cal St. Fullerton	64 81	
									289	H CSU Bakersfield	87 84	
									302	A Northern Ariz.	56 94	
									302	H Northern Ariz.	91 85	
									335	A Weber St.	83 68	
									335	H Weber St.	78 60	
LAST 12 Division I GAMES:												
199	A	Portland St.	84	82	139	H	Northern Colo.	56	64			
74	H	Idaho St.	73	65	302	A	Northern Ariz.	56	94			
199	H	Portland St.	71	67	335	A	Weber St.	83	68			
132	A	Montana St.	77	76	158	H	Montana	79	88			
158	A	Montana	54	79	132	H	Montana St.	71	76			
149	H	Eastern Wash.	84	90	74	A	Idaho St.	57	78			

Non-Div I Games: Fresno Pacific 98 87

Sacramento St.

## Sacred Heart

Through Games Of Sunday, February 26, 2012

Average RPI Win:	231	WON-LOST	WINNING	LAST 12	STRENGTH OF	OPP. STRENGTH	TEAM	ADJ.	CONF.	ADJ CONF.
Average RPI Loss:	99	RECORD	PCT. RANK	GAMES	SCHEDULE	OF SCHEDULE	RPI	RPI	RPI	RPI
DIV. I ONLY	21- 7	40	9- 3	184	240	71	71	15	15	
DIV. I NON-CONF.	7- 4	99	0- 0	239	268	108	108	22	22	
TOTALS	RPI 1-25	RPI 26-50	W-L RECORDS	RPI 51-100	RPI 101-150	RPI 150+				
21- 7	0- 1	0- 0	OVERALL	1- 3	2- 1	18- 2				
11- 1	0- 0	0- 0	HOME	0- 1	1- 0	10- 0				
10- 6	0- 1	0- 0	AWAY	1- 2	1- 1	8- 2				
0- 0	0- 0	0- 0	NEUTRAL	0- 0	0- 0	0- 0				
7- 4	0- 1	0- 0	NON-CONFERENCE	0- 2	0- 0	7- 1				
4- 0	0- 0	0- 0	HOME	0- 0	0- 0	4- 0				
3- 4	0- 1	0- 0	AWAY	0- 2	0- 0	3- 1				
0- 0	0- 0	0- 0	NEUTRAL	0- 0	0- 0	0- 0				
14- 3	0- 0	0- 0	CONFERENCE	1- 1	2- 1	11- 1				
7- 1	0- 0	0- 0	HOME	0- 1	1- 0	6- 0				
7- 2	0- 0	0- 0	AWAY	1- 0	1- 1	5- 1				
0- 0	0- 0	0- 0	NEUTRAL	0- 0	0- 0	0- 0				

RPI 1-25				RPI 26-50				RPI 51-100 Team's RPI: 71				RPI 101+			
RPI	S	Opponent	Score	RPI	S	Opponent	Score	RPI	S	Opponent	Score	RPI	S	Opponent	Score
23	A	St. Bonaventure	63 67					61	A	Saint Joseph's	54 63	119	A	LIU Brooklyn	68 74
								68	A	Quinnipiac	74 65	119	H	LIU Brooklyn	74 59
								68	H	Quinnipiac	34 71	150	A	Robert Morris	71 64
								85	A	Albany (NY)	54 64	152	H	Cal Poly	89 69
												156	A	Monmouth	50 70
												161	A	Saint Francis (PA)	85 56
												161	H	Saint Francis (PA)	66 61
												180	H	Lehigh	68 51
												183	A	Manhattan	50 62
												193	H	Mt. St. Mary's	72 54
												217	A	Central Conn. St.	53 40
												217	H	Central Conn. St.	63 57
												235	A	Fairleigh Dickinson	62 47
												238	A	Bryant	74 67
												238	H	Bryant	79 64
												263	A	Siena	62 45
												307	A	Colgate	78 51
												319	H	Stony Brook	55 33
												324	A	St. Francis (NY)	57 53
												324	H	St. Francis (NY)	62 33
												325	A	Saint Peter's	80 55
												333	H	Columbia	60 42
												334	H	Wagner	67 57
LAST 12 Division I GAMES:															
161	H	Saint Francis (PA)	66 61	235	A	Fairleigh Dickinson	62 47								
119	A	LIU Brooklyn	68 74	334	H	Wagner	67 57								
324	A	St. Francis (NY)	57 53	193	H	Mt. St. Mary's	72 54								
238	A	Bryant	74 67	68	H	Quinnipiac	34 71								
238	H	Bryant	79 64	217	H	Central Conn. St.	63 57								
156	A	Monmouth	50 70	161	A	Saint Francis (PA)	85 56								

Non-Div I Games:

Sacred Heart

■ Loss, 
 ■ Non-Conf, 
 ■ S Site, 
 ■ Home 
 ■ A Away 
 N Neutral

Average RPI Win:	226	WON-LOST	WINNING	LAST 12	STRENGTH OF	OPP. STRENGTH	TEAM	ADJ.	CONF.	ADJ CONF.
Average RPI Loss:	122	RECORD	PCT. RANK	GAMES	SCHEDULE	OF SCHEDULE	RPI	RPI	RPI	RPI
DIV. I ONLY	13- 15	186	7- 5	120	187	161	161	15	15	
DIV. I NON-CONF.	3- 8	269	0- 0	125	72	207	207	22	22	
TOTALS	RPI 1-25	RPI 26-50	W-L RECORDS	RPI 51-100	RPI 101-150	RPI 150+				
13- 15	0- 1	0- 0	OVERALL	0- 7	2- 3	11- 4				
7- 5	0- 0	0- 0	HOME	0- 4	1- 1	6- 0				
6- 9	0- 1	0- 0	AWAY	0- 3	1- 2	5- 3				
0- 1	0- 0	0- 0	NEUTRAL	0- 0	0- 0	0- 1				
3- 8	0- 1	0- 0	NON-CONFERENCE	0- 4	1- 1	2- 2				
1- 2	0- 0	0- 0	HOME	0- 2	0- 0	1- 0				
2- 5	0- 1	0- 0	AWAY	0- 2	1- 1	1- 1				
0- 1	0- 0	0- 0	NEUTRAL	0- 0	0- 0	0- 1				
10- 7	0- 0	0- 0	CONFERENCE	0- 3	1- 2	9- 2				
6- 3	0- 0	0- 0	HOME	0- 2	1- 1	5- 0				
4- 4	0- 0	0- 0	AWAY	0- 1	0- 1	4- 2				
0- 0	0- 0	0- 0	NEUTRAL	0- 0	0- 0	0- 0				

RPI 1-25				RPI 26-50				RPI 51-100				RPI 101+ Team's RPI: 161			
RPI	S	Opponent	Score	RPI	S	Opponent	Score	RPI	S	Opponent	Score	RPI	S	Opponent	Score
24	A	Gonzaga	50 92					61	A	Saint Joseph's	53 83	119	H	LIU Brooklyn	67 59
								68	H	Quinnipiac	73 85	143	A	Seattle	70 74
								71	A	Sacred Heart	61 66	144	A	Coppin St.	69 67
								71	H	Sacred Heart	56 85	150	A	Robert Morris	65 77
								75	H	Duquesne	70 74	150	H	Robert Morris	63 75
								89	H	Towson	53 59	156	A	Monmouth	45 66
								94	A	Syracuse	45 88	156	H	Monmouth	82 69
												193	A	Mt. St. Mary's	59 51
												196	A	Pittsburgh	50 78
												204	A	Akron	80 79
												217	A	Central Conn. St.	57 47
												217	H	Central Conn. St.	86 83
												235	A	Fairleigh Dickinson	60 58
												235	H	Fairleigh Dickinson	69 56
												238	A	Bryant	52 57
												238	H	Bryant	85 73
												249	N	Saint Louis	63 66
												324	H	St. Francis (NY)	60 51
												328	H	Bucknell	70 53
												334	A	Wagner	85 68
LAST 12 Division I GAMES:															
71	A	Sacred Heart	61 66	193	A	Mt. St. Mary's	59 51								
217	H	Central Conn. St.	86 83	324	H	St. Francis (NY)	60 51								
238	H	Bryant	85 73	119	H	LIU Brooklyn	67 59								
150	H	Robert Morris	63 75	156	A	Monmouth	45 66								
150	A	Robert Morris	65 77	235	A	Fairleigh Dickinson	60 58								
334	A	Wagner	85 68	71	H	Sacred Heart	56 85								

Non-Div I Games:

Saint Francis (PA)

■ Loss, 
 ■ Non-Conf, 
 ■ S Site, 
 ■ Home 
 ■ A Away 
 N Neutral

## Saint Joseph's

Through Games Of Sunday, February 26, 2012

Average RPI Win:	180	WON-LOST	WINNING	LAST 12	STRENGTH OF	OPP. STRENGTH	TEAM	ADJ.	CONF.	ADJ CONF.
Average RPI Loss:	63	RECORD	PCT. RANK	GAMES	SCHEDULE	OF SCHEDULE	RPI	RPI	RPI	RPI
DIV. I ONLY	19- 9	76	8- 4	102	85	61	61	9	9	
DIV. I NON-CONF.	10- 4	80	0- 0	96	44	49	49	9	9	
TOTALS	RPI 1-25	RPI 26-50	W-L RECORDS	RPI 51-100	RPI 101-150	RPI 150+				
19- 9	0- 2	1- 4	OVERALL	4- 2	2- 0	12- 1				
12- 2	0- 0	1- 1	HOME	3- 1	0- 0	8- 0				
6- 7	0- 2	0- 3	AWAY	1- 1	2- 0	3- 1				
1- 0	0- 0	0- 0	NEUTRAL	0- 0	0- 0	1- 0				
10- 4	0- 1	1- 2	NON-CONFERENCE	3- 0	0- 0	6- 1				
7- 0	0- 0	1- 0	HOME	2- 0	0- 0	4- 0				
2- 4	0- 1	0- 2	AWAY	1- 0	0- 0	1- 1				
1- 0	0- 0	0- 0	NEUTRAL	0- 0	0- 0	1- 0				
9- 5	0- 1	0- 2	CONFERENCE	1- 2	2- 0	6- 0				
5- 2	0- 0	0- 1	HOME	1- 1	0- 0	4- 0				
4- 3	0- 1	0- 1	AWAY	0- 1	2- 0	2- 0				
0- 0	0- 0	0- 0	NEUTRAL	0- 0	0- 0	0- 0				

RPI 1-25				RPI 26-50				RPI 51-100 Team's RPI: 61				RPI 101+			
RPI	S	Opponent	Score	RPI	S	Opponent	Score	RPI	S	Opponent	Score	RPI	S	Opponent	Score
8	A	Maryland	71 94	34	A	Princeton	62 79	51	A	Temple	65 75	115	A	Charlotte	85 73
23	A	St. Bonaventure	61 68	35	A	Villanova	46 52	51	H	Temple	70 80	145	A	La Salle	57 53
				40	H	Dayton	51 65	68	A	Quinnipiac	71 54	161	H	Saint Francis (PA)	83 53
				47	A	Richmond	59 78	71	H	Sacred Heart	63 54	180	H	Lehigh	66 48
				48	H	UCLA	64 60	75	H	Duquesne	72 51	187	A	Xavier	70 67
								84	H	Drexel	59 50	200	H	Boston College	74 57
												201	H	Fordham	57 46
												235	H	George Washington	52 49
												248	H	Penn	42 34
												249	H	Saint Louis	69 50
												256	A	Massachusetts	86 58
												274	A	Vermont	67 80
												276	N	Dartmouth	85 48
												308	A	Lafayette	65 57
												312	H	Rhode Island	64 53
LAST 12 Division I GAMES:															
235	H	George Washington	52 49	47	A	Richmond	59 78								
51	A	Temple	65 75	51	H	Temple	70 80								
115	A	Charlotte	85 73	75	H	Duquesne	72 51								
312	H	Rhode Island	64 53	23	A	St. Bonaventure	61 68								
249	H	Saint Louis	69 50	187	A	Xavier	70 67								
145	A	La Salle	57 53	201	H	Fordham	57 46								

Non-Div I Games:

Saint Joseph's

■ Loss, 
 ■ Non-Conf, 
 ■ S Site, 
 ■ H Home 
 ■ A Away 
 N Neutral

## Saint Louis

Through Games Of Sunday, February 26, 2012

Average RPI Win:	213	WON-LOST	WINNING	LAST 12	STRENGTH OF	OPP. STRENGTH	TEAM	ADJ.	CONF.	ADJ CONF.
Average RPI Loss:	125	RECORD	PCT. RANK	GAMES	SCHEDULE	OF SCHEDULE	RPI	RPI	RPI	RPI
DIV. I ONLY	8- 19	273	4- 8	112	121	249	249	9	9	
DIV. I NON-CONF.	4- 9	256	0- 0	136	271	247	247	9	9	
TOTALS	RPI 1-25	RPI 26-50	W-L RECORDS	RPI 51-100	RPI 101-150	RPI 150+				
8- 19	0- 1	0- 2	OVERALL	1- 4	1- 5	6- 7				
6- 7	0- 0	0- 1	HOME	1- 1	1- 4	4- 1				
1- 11	0- 1	0- 1	AWAY	0- 2	0- 1	1- 6				
1- 1	0- 0	0- 0	NEUTRAL	0- 1	0- 0	1- 0				
4- 9	0- 0	0- 0	NON-CONFERENCE	0- 2	0- 3	4- 4				
2- 4	0- 0	0- 0	HOME	0- 0	0- 3	2- 1				
1- 4	0- 0	0- 0	AWAY	0- 1	0- 0	1- 3				
1- 1	0- 0	0- 0	NEUTRAL	0- 1	0- 0	1- 0				
4- 10	0- 1	0- 2	CONFERENCE	1- 2	1- 2	2- 3				
4- 3	0- 0	0- 1	HOME	1- 1	1- 1	2- 0				
0- 7	0- 1	0- 1	AWAY	0- 1	0- 1	0- 3				
0- 0	0- 0	0- 0	NEUTRAL	0- 0	0- 0	0- 0				

RPI 1-25				RPI 26-50				RPI 51-100				RPI 101+ Team's RPI: 249			
RPI	S	Opponent	Score	RPI	S	Opponent	Score	RPI	S	Opponent	Score	RPI	S	Opponent	Score
23	A	St. Bonaventure	52 64	40	A	Dayton	54 72	51	H	Temple	50 66	102	H	Missouri	56 68
				47	H	Richmond	45 63	58	N	Eastern Mich.	55 66	113	H	UT Martin	55 70
								61	A	Saint Joseph's	50 69	115	A	Charlotte	52 61
								75	H	Duquesne	56 55	115	H	Charlotte	70 69
								76	A	Memphis	60 63	145	H	La Salle	52 53
												147	H	UMKC	67 70
												154	H	Drake	60 62
												155	A	Wisconsin	46 48
												159	A	Fla. Atlantic	70 63
												161	N	Saint Francis (PA)	66 63
												163	A	Ill.-Chicago	60 68
												187	A	Xavier	57 67
												201	A	Fordham	61 64
												235	A	George Washington	58 68
												256	H	Massachusetts	63 59
												301	A	Murray St.	64 78
												301	H	Murray St.	59 49
												312	H	Rhode Island	70 55
												321	H	Southeast Mo. St.	54 45
LAST 12 Division I GAMES:															
201	A	Fordham	61 64	75	H	Duquesne	56 55	187	A	Xavier	57 67				
115	H	Charlotte	70 69	47	H	Richmond	45 63	235	A	George Washington	58 68				
40	A	Dayton	54 72	312	H	Rhode Island	70 55	23	A	St. Bonaventure	52 64				
256	H	Massachusetts	63 59												
61	A	Saint Joseph's	50 69												
51	H	Temple	50 66												

Non-Div I Games: Mo.-St. Louis 73 51 Neb. Omaha 81 54

Saint Louis

Loss, Non-Conf, S Site, H Home A Away N Neutral



## Saint Peter's

## Through Games Of Sunday, February 26, 2012

Average RPI Win:	240	WON-LOST	WINNING	LAST 12	STRENGTH OF	OPP. STRENGTH	TEAM	ADJ.	CONF.	ADJ CONF.
Average RPI Loss:	187	RECORD	PCT. RANK	GAMES	SCHEDULE	OF SCHEDULE	RPI	RPI	RPI	RPI
DIV. I ONLY	4- 25	328	2- 10	222	275	325	325	22	22	
DIV. I NON-CONF.	0- 11	337	0- 0	253	308	337	337	21	21	
TOTALS	RPI 1-25	RPI 26-50	W-L RECORDS	RPI 51-100	RPI 101-150	RPI 150+				
4- 25	0- 0	0- 2	OVERALL	0- 3	0- 2	4- 18				
2- 12	0- 0	0- 1	HOME	0- 3	0- 1	2- 7				
2- 13	0- 0	0- 1	AWAY	0- 0	0- 0	2- 8				
0- 0	0- 0	0- 0	NEUTRAL	0- 0	0- 0	0- 0				
0- 11	0- 0	0- 0	NON-CONFERENCE	0- 3	0- 0	0- 8				
0- 5	0- 0	0- 0	HOME	0- 3	0- 0	0- 2				
0- 6	0- 0	0- 0	AWAY	0- 0	0- 0	0- 6				
0- 0	0- 0	0- 0	NEUTRAL	0- 0	0- 0	0- 0				
4- 14	0- 0	0- 2	CONFERENCE	0- 0	0- 2	4- 10				
2- 7	0- 0	0- 1	HOME	0- 0	0- 1	2- 5				
2- 7	0- 0	0- 1	AWAY	0- 0	0- 1	2- 5				
0- 0	0- 0	0- 0	NEUTRAL	0- 0	0- 0	0- 0				

RPI S	Opponent	Score	RPI S	Opponent	Score	RPI S	Opponent	Score	RPI S	Opponent	Score	Team's RPI: 325
43	A Marist	49 87	43	H Marist	54 56	52	H Hofstra	52 66	101	A Fairfield	44 61	
						71	H Sacred Heart	55 80	101	H Fairfield	47 59	
						87	H South Fla.	52 68	156	A Monmouth	64 73	
									180	A Lehigh	48 64	
									181	A Loyola Maryland	68 51	
									181	H Loyola Maryland	54 61	
									183	A Manhattan	59 72	
									183	H Manhattan	36 62	
									204	A Akron	50 87	
									223	A Niagara	52 61	
									223	H Niagara	52 54	
									224	A Canisius	54 59	
									224	H Canisius	66 51	
									231	H Binghamton	63 70	
									235	A Fairleigh Dickinson	46 55	
									237	A Iona	49 74	
									237	H Iona	54 71	
									263	A Siena	50 62	
									263	H Siena	59 61	
									277	A Rider	65 54	
									277	H Rider	65 64	
									308	H Lafayette	50 59	
									323	A NJIT	59 66	
									328	A Bucknell	35 46	
LAST 12 Division I GAMES:												
237	A Iona	49 74	43	A Marist	49 87	101	A Fairfield	44 61				
277	H Rider	65 64	223	H Niagara	52 54	183	H Manhattan	36 62				
183	A Manhattan	59 72	263	A Siena	50 62	237	H Iona	54 71				
181	H Loyola Maryland	54 61										
224	H Canisius	66 51										
263	H Siena	59 61										

Non-Div I Games:

Saint Peter's

■ Loss, 
 ■ Non-Conf, 
 ■ S Site, 
 ■ H Home 
 ■ A Away 
 N Neutral

Average RPI Win:	281	WON-LOST	WINNING	LAST 12	STRENGTH OF	OPP. STRENGTH	TEAM	ADJ.	CONF.	ADJ CONF.
Average RPI Loss:	112	RECORD	PCT. RANK	GAMES	SCHEDULE	OF SCHEDULE	RPI	RPI	RPI	RPI
DIV. I ONLY	13- 10	135	8- 4	284	233	160	160	24	24	
DIV. I NON-CONF.	3- 6	239	0- 0	174	88	191	191	27	27	
TOTALS	RPI 1-25	RPI 26-50	W-L RECORDS	RPI 51-100	RPI 101-150	RPI 150+				
13- 10	0- 2	0- 1	OVERALL	0- 2	0- 2	13- 3				
8- 1	0- 0	0- 0	HOME	0- 0	0- 1	8- 0				
5- 9	0- 2	0- 1	AWAY	0- 2	0- 1	5- 3				
0- 0	0- 0	0- 0	NEUTRAL	0- 0	0- 0	0- 0				
3- 6	0- 2	0- 1	NON-CONFERENCE	0- 0	0- 1	3- 2				
2- 0	0- 0	0- 0	HOME	0- 0	0- 0	2- 0				
1- 6	0- 2	0- 1	AWAY	0- 0	0- 1	1- 2				
0- 0	0- 0	0- 0	NEUTRAL	0- 0	0- 0	0- 0				
10- 4	0- 0	0- 0	CONFERENCE	0- 2	0- 1	10- 1				
6- 1	0- 0	0- 0	HOME	0- 0	0- 1	6- 0				
4- 3	0- 0	0- 0	AWAY	0- 2	0- 0	4- 1				
0- 0	0- 0	0- 0	NEUTRAL	0- 0	0- 0	0- 0				

RPI 1-25				RPI 26-50				RPI 51-100				RPI 101+ Team's RPI: 160			
RPI	S	Opponent	Score	RPI	S	Opponent	Score	RPI	S	Opponent	Score	RPI	S	Opponent	Score
10	A	Kentucky	52 73	42	A	Kansas	59 87	78	A	Central Ark.	55 61	102	A	Missouri	48 66
25	A	Vanderbilt	56 79					99	A	McNeese St.	48 57	141	H	Stephen F. Austin	67 69
												171	A	Lamar	72 59
												176	A	TCU	49 60
												177	H	South Ala.	53 50
												216	H	Nicholls St.	67 46
												219	A	Grambling	52 64
												226	A	Texas St.	53 66
												264	H	Tex.-Pan American	64 56
												291	A	UTSA	63 50
												291	H	UTSA	67 55
												296	H	Southeastern La.	67 46
												314	A	Texas-Arlington	61 45
												314	H	Texas-Arlington	58 41
												326	A	A&M-Corpus Christi	65 56
												326	H	A&M-Corpus Christi	75 54
												330	H	Northwestern St.	80 64
												342	A	Houston Baptist	69 51
LAST 12 Division I GAMES:															
171	A	Lamar	72 59	99	A	McNeese St.	48 57	291	H	UTSA	67 55				
330	H	Northwestern St.	80 64					141	H	Stephen F. Austin	67 69				
78	A	Central Ark.	55 61	326	H	A&M-Corpus Christi	75 54	226	A	Texas St.	53 66				
314	A	Texas-Arlington	61 45	216	H	Nicholls St.	67 46								

Non-Div I Games: Mary Hardin-Baylor 87 53 Texas-Tyler 94 74

Sam Houston St.

■ Loss, 
 ■ Non-Conf, S Site, 
 ■ Home 
 ■ Away 
 N Neutral

Average RPI Win: <b>233</b>	WON-LOST	WINNING	LAST 12	STRENGTH OF	OPP. STRENGTH	TEAM	ADJ.	CONF.	ADJ CONF.
Average RPI Loss: <b>138</b>	RECORD	PCT. RANK	GAMES	SCHEDULE	OF SCHEDULE	RPI	RPI	RPI	RPI
DIV. I ONLY	17- 11	104	7- 5	236	193	133	133	14	14
DIV. I NON-CONF.	5- 4	134	0- 0	212	131	127	127	20	20
TOTALS	RPI 1-25	RPI 26-50	W-L RECORDS	RPI 51-100	RPI 101-150	RPI 150+			
17- 11	0- 2	0- 1	OVERALL	2- 3	0- 0	15- 5			
10- 1	0- 0	0- 0	HOME	1- 1	0- 0	9- 0			
5- 9	0- 2	0- 1	AWAY	1- 2	0- 0	4- 4			
2- 1	0- 0	0- 0	NEUTRAL	0- 0	0- 0	2- 1			
5- 4	0- 2	0- 1	NON-CONFERENCE	0- 0	0- 0	5- 1			
2- 0	0- 0	0- 0	HOME	0- 0	0- 0	2- 0			
1- 3	0- 2	0- 1	AWAY	0- 0	0- 0	1- 0			
2- 1	0- 0	0- 0	NEUTRAL	0- 0	0- 0	2- 1			
12- 7	0- 0	0- 0	CONFERENCE	2- 3	0- 0	10- 4			
8- 1	0- 0	0- 0	HOME	1- 1	0- 0	7- 0			
4- 6	0- 0	0- 0	AWAY	1- 2	0- 0	3- 4			
0- 0	0- 0	0- 0	NEUTRAL	0- 0	0- 0	0- 0			

RPI 1-25				RPI 26-50				RPI 51-100				RPI 101+ Team's RPI: 133			
RPI	S	Opponent	Score	RPI	S	Opponent	Score	RPI	S	Opponent	Score	RPI	S	Opponent	Score
10	A	Kentucky	61 <b>90</b>	37	A	Florida	56 <b>81</b>	69	A	Chattanooga	68 <b>74</b>	158	N	Montana	59 45
20	A	DePaul	57 <b>86</b>					69	H	Chattanooga	58 48	179	A	Elon	44 <b>69</b>
								77	A	Appalachian St.	49 <b>53</b>	179	H	Elon	67 53
								77	H	Appalachian St.	53 <b>57</b>	198	A	Furman	42 40
								86	A	Davidson	73 65	198	H	Furman	71 66
												228	A	Western Caro.	44 <b>52</b>
												228	H	Western Caro.	64 61
												230	H	Tennessee Tech	61 55
												234	N	Western Ky.	57 <b>58</b>
												252	A	Col. of Charleston	60 54
												252	H	Col. of Charleston	70 56
												275	A	Alabama St.	62 51
												293	A	Wofford	59 <b>73</b>
												293	H	Wofford	82 59
												294	A	Ga. Southern	53 47
												294	H	Ga. Southern	67 41
												297	A	UNC Greensboro	53 <b>61</b>
												297	H	UNC Greensboro	83 40
												321	N	Southeast Mo. St.	63 58
												340	H	Jacksonville St.	73 40
LAST 12 Division I GAMES:															
77	H	Appalachian St.	53 <b>57</b>	293	A	Wofford	59 <b>73</b>								
69	H	Chattanooga	58 48	297	H	UNC Greensboro	83 40								
228	A	Western Caro.	44 <b>52</b>	179	H	Elon	67 53								
198	A	Furman	42 40	77	A	Appalachian St.	49 <b>53</b>								
252	H	Col. of Charleston	70 56	86	A	Davidson	73 65								
294	H	Ga. Southern	67 41	69	A	Chattanooga	68 <b>74</b>								

Non-Div I Games:

Samford

■ Loss, 
 ■ Non-Conf, 
 ■ S Site, 
 ■ Home 
 ■ A Away 
 N Neutral

Average RPI Win:	194	WON-LOST	WINNING	LAST 12	STRENGTH OF	OPP. STRENGTH	TEAM	ADJ.	CONF.	ADJ CONF.
Average RPI Loss:	80	RECORD	PCT. RANK	GAMES	SCHEDULE	OF SCHEDULE	RPI	RPI	RPI	RPI
DIV. I ONLY	20- 7	45	9- 3	158	101	72	72	8	8	
DIV. I NON-CONF.	8- 3	73	0- 0	258	238	112	112	8	8	
TOTALS	RPI 1-25	RPI 26-50	W-L RECORDS	RPI 51-100	RPI 101-150	RPI 150+				
20- 7	0- 2	0- 2	OVERALL	3- 1	4- 1	13- 1				
11- 3	0- 1	0- 1	HOME	1- 1	2- 0	8- 0				
9- 4	0- 1	0- 1	AWAY	2- 0	2- 1	5- 1				
0- 0	0- 0	0- 0	NEUTRAL	0- 0	0- 0	0- 0				
8- 3	0- 0	0- 0	NON-CONFERENCE	1- 1	2- 1	5- 1				
5- 1	0- 0	0- 0	HOME	0- 1	1- 0	4- 0				
3- 2	0- 0	0- 0	AWAY	1- 0	1- 1	1- 1				
0- 0	0- 0	0- 0	NEUTRAL	0- 0	0- 0	0- 0				
12- 4	0- 2	0- 2	CONFERENCE	2- 0	2- 0	8- 0				
6- 2	0- 1	0- 1	HOME	1- 0	1- 0	4- 0				
6- 2	0- 1	0- 1	AWAY	1- 0	1- 0	4- 0				
0- 0	0- 0	0- 0	NEUTRAL	0- 0	0- 0	0- 0				

RPI 1-25				RPI 26-50				RPI 51-100 Team's RPI: 72				RPI 101+			
RPI	S	Opponent	Score	RPI	S	Opponent	Score	RPI	S	Opponent	Score	RPI	S	Opponent	Score
24	A	Gonzaga	58 69	50	A	BYU	50 64	53	A	St. Mary's (CA)	77 60	130	H	Pacific	77 57
24	H	Gonzaga	44 54	50	H	BYU	53 62	53	H	St. Mary's (CA)	74 59	131	A	Pepperdine	56 46
								62	H	Texas Tech	57 58	131	H	Pepperdine	70 39
								100	A	San Diego St.	56 45	143	A	Seattle	82 65
												149	A	Eastern Wash.	57 68
												152	H	Cal Poly	69 52
												173	A	Santa Clara	58 41
												173	H	Santa Clara	56 50
												182	A	Portland	51 46
												182	H	Portland	72 66
												201	A	Fordham	42 44
												257	A	Loyola Marymount	78 54
												257	H	Loyola Marymount	80 58
												267	A	San Francisco	68 50
												267	H	San Francisco	74 63
												289	H	CSU Bakersfield	99 70
												306	H	La.-Lafayette	103 44
												307	H	Colgate	75 73
												333	A	Columbia	54 32
LAST 12 Division I GAMES:															
182	A	Portland	51 46	24	A	Gonzaga	58 69	173	H	Santa Clara	56 50				
53	H	St. Mary's (CA)	74 59	131	H	Pepperdine	70 39	267	A	San Francisco	68 50				
50	A	BYU	50 64	24	H	Gonzaga	44 54	182	H	Portland	72 66				
257	A	Loyola Marymount	78 54												
131	A	Pepperdine	56 46												
267	H	San Francisco	74 63												

Non-Div I Games: Cal St. San Marcos 80 56

San Diego

■ Loss, 
 ■ Non-Conf, 
 ■ S Site, 
 ■ Home 
 ■ A Away 
 N Neutral

Average RPI Win: <b>223</b>	WON-LOST	WINNING	LAST 12	STRENGTH OF	OPP. STRENGTH	TEAM	ADJ.	CONF.	ADJ CONF.
Average RPI Loss: <b>130</b>	RECORD	PCT. RANK	GAMES	SCHEDULE	OF SCHEDULE	RPI	RPI	RPI	RPI
DIV. I ONLY	21- 6	29	10- 2	315	120	100	100	23	23
DIV. I NON-CONF.	10- 4	80	0- 0	306	51	142	142	23	23
TOTALS	RPI 1-25	RPI 26-50	W-L RECORDS	RPI 51-100	RPI 101-150	RPI 150+			
21- 6	1- 0	0- 1	OVERALL	1- 1	2- 1	17- 3			
12- 1	0- 0	0- 0	HOME	1- 1	1- 0	10- 0			
8- 4	0- 0	0- 1	AWAY	0- 0	1- 1	7- 2			
1- 1	1- 0	0- 0	NEUTRAL	0- 0	0- 0	0- 1			
10- 4	1- 0	0- 1	NON-CONFERENCE	1- 1	0- 1	8- 1			
6- 1	0- 0	0- 0	HOME	1- 1	0- 0	5- 0			
3- 2	0- 0	0- 1	AWAY	0- 0	0- 1	3- 0			
1- 1	1- 0	0- 0	NEUTRAL	0- 0	0- 0	0- 1			
11- 2	0- 0	0- 0	CONFERENCE	0- 0	2- 0	9- 2			
6- 0	0- 0	0- 0	HOME	0- 0	1- 0	5- 0			
5- 2	0- 0	0- 0	AWAY	0- 0	1- 0	4- 2			
0- 0	0- 0	0- 0	NEUTRAL	0- 0	0- 0	0- 0			

RPI 1-25				RPI 26-50				RPI 51-100				Team's RPI: 100		RPI 101+			
RPI	S	Opponent	Score	RPI	S	Opponent	Score	RPI	S	Opponent	Score		RPI	S	Opponent	Score	
20	N	DePaul	82 74	48	A	UCLA	71 78	72	H	San Diego	45 56		108	A	UNLV	66 62	
								95	H	Washington	63 51		108	H	UNLV	77 64	
													123	A	Washington St.	50 65	
													152	H	Cal Poly	79 78	
													176	A	TCU	39 58	
													176	H	TCU	61 46	
													178	A	Colorado St.	65 68	
													178	H	Colorado St.	66 57	
													182	N	Portland	58 59	
													222	A	UC Irvine	76 57	
													232	A	Wyoming	68 55	
													232	H	Wyoming	56 45	
													245	A	Hawaii	71 44	
													248	H	Penn	51 37	
													250	A	Boise St.	69 59	
													278	H	Longwood	79 37	
													289	A	CSU Bakersfield	74 60	
													294	A	New Mexico	57 44	
													294	H	New Mexico	77 47	
													297	H	UNC Greensboro	57 29	
													311	A	Air Force	75 62	
													311	H	Air Force	59 46	
													337	H	Ark.-Pine Bluff	86 43	
LAST 12 Division I GAMES:																	
				178	A	Colorado St.	65 68					250	A	Boise St.	69 59		
				232	A	Wyoming	68 55					178	H	Colorado St.	66 57		
				311	H	Air Force	59 46					232	H	Wyoming	56 45		
				294	A	New Mexico	57 44					311	A	Air Force	75 62		
				108	H	UNLV	77 64					294	H	New Mexico	77 47		
				176	A	TCU	39 58					108	A	UNLV	66 62		

Non-Div I Games:

San Diego St.

## San Francisco

Through Games Of Sunday, February 26, 2012

Average RPI Win:	175	WON-LOST	WINNING	LAST 12	STRENGTH OF	OPP. STRENGTH	TEAM	ADJ.	CONF.	ADJ CONF.
Average RPI Loss:	140	RECORD	PCT. RANK	GAMES	SCHEDULE	OF SCHEDULE	RPI	RPI	RPI	RPI
DIV. I ONLY	5- 24	320	2- 10	87	116	267	267	8	8	
DIV. I NON-CONF.	2- 11	309	0- 0	141	284	298	298	8	8	
TOTALS	RPI 1-25	RPI 26-50	W-L RECORDS	RPI 51-100	RPI 101-150	RPI 150+				
5- 24	0- 2	1- 2	OVERALL	1- 3	0- 6	3- 11				
2- 12	0- 1	0- 2	HOME	1- 1	0- 2	1- 6				
3- 11	0- 1	1- 0	AWAY	0- 2	0- 4	2- 4				
0- 1	0- 0	0- 0	NEUTRAL	0- 0	0- 0	0- 1				
2- 11	0- 0	0- 1	NON-CONFERENCE	0- 0	0- 4	2- 6				
1- 5	0- 0	0- 1	HOME	0- 0	0- 1	1- 3				
1- 5	0- 0	0- 0	AWAY	0- 0	0- 3	1- 2				
0- 1	0- 0	0- 0	NEUTRAL	0- 0	0- 0	0- 1				
3- 13	0- 2	1- 1	CONFERENCE	1- 3	0- 2	1- 5				
1- 7	0- 1	0- 1	HOME	1- 1	0- 1	0- 3				
2- 6	0- 1	1- 0	AWAY	0- 2	0- 1	1- 2				
0- 0	0- 0	0- 0	NEUTRAL	0- 0	0- 0	0- 0				

RPI S	Opponent	Score	RPI S	Opponent	Score	RPI S	Opponent	Score	RPI S	Opponent	Score	Team's RPI: 267
24	A Gonzaga	52 87	37	H Florida	68 91	53	A St. Mary's (CA)	42 64	116	A Colorado	66 84	
24	H Gonzaga	59 79	50	A BYU	71 64	53	H St. Mary's (CA)	66 64	117	A UC Davis	50 64	
			50	H BYU	67 76	72	A San Diego	63 74	131	A Pepperdine	64 77	
						72	H San Diego	50 68	131	H Pepperdine	69 85	
									139	H Northern Colo.	81 85	
									143	A Seattle	56 74	
									152	H Cal Poly	66 82	
									164	H Cal St. Northridge	59 67	
									173	A Santa Clara	62 69	
									173	H Santa Clara	51 59	
									182	A Portland	76 78	
									182	H Portland	63 77	
									214	A UC Santa Barbara	41 60	
									221	N Loyola Chicago	63 65	
									244	H Sacramento St.	86 71	
									251	A Ohio	53 63	
									257	A Loyola Marymount	61 59	
									257	H Loyola Marymount	49 62	
									271	A San Jose St.	88 77	
									281	H Cal St. Fullerton	50 55	
LAST 12 Division I GAMES:												
173	A Santa Clara	62 69	257	H Loyola Marymount	49 62							
182	H Portland	63 77	72	H San Diego	50 68							
50	A BYU	71 64	53	H St. Mary's (CA)	66 64							
24	H Gonzaga	59 79	131	A Pepperdine	64 77							
72	A San Diego	63 74	182	A Portland	76 78							
173	H Santa Clara	51 59	24	A Gonzaga	52 87							

Non-Div I Games:

San Francisco

■ Loss, 
 ■ Non-Conf, 
 ■ S Site, 
 ■ H Home 
 ■ A Away 
 N Neutral

Average RPI Win:	265	WON-LOST	WINNING	LAST 12	STRENGTH OF	OPP. STRENGTH	TEAM	ADJ.	CONF.	ADJ CONF.
Average RPI Loss:	192	RECORD	PCT. RANK	GAMES	SCHEDULE	OF SCHEDULE	RPI	RPI	RPI	RPI
DIV. I ONLY	11- 16	228	6- 6	300	301	271	271	25	25	
DIV. I NON-CONF.	5- 10	239	0- 0	268	330	279	279	24	24	
TOTALS	RPI 1-25	RPI 26-50	W-L RECORDS	RPI 51-100	RPI 101-150	RPI 150+				
11- 16	0- 0	0- 0	OVERALL	1- 1	0- 5	10- 10				
6- 7	0- 0	0- 0	HOME	1- 0	0- 2	5- 5				
5- 8	0- 0	0- 0	AWAY	0- 1	0- 2	5- 5				
0- 1	0- 0	0- 0	NEUTRAL	0- 0	0- 1	0- 0				
5- 10	0- 0	0- 0	NON-CONFERENCE	0- 0	0- 4	5- 6				
2- 4	0- 0	0- 0	HOME	0- 0	0- 1	2- 3				
3- 5	0- 0	0- 0	AWAY	0- 0	0- 2	3- 3				
0- 1	0- 0	0- 0	NEUTRAL	0- 0	0- 1	0- 0				
6- 6	0- 0	0- 0	CONFERENCE	1- 1	0- 1	5- 4				
4- 3	0- 0	0- 0	HOME	1- 0	0- 1	3- 2				
2- 3	0- 0	0- 0	AWAY	0- 1	0- 0	2- 2				
0- 0	0- 0	0- 0	NEUTRAL	0- 0	0- 0	0- 0				

RPI 1-25				RPI 26-50				RPI 51-100				RPI 101+ Team's RPI: 271			
RPI	S	Opponent	Score	RPI	S	Opponent	Score	RPI	S	Opponent	Score	RPI	S	Opponent	Score
								63	A	Fresno St.	49 76	108	A	UNLV	41 78
								63	H	Fresno St.	62 61				
												110	H	Eastern Ill.	71 93
												117	A	UC Davis	60 80
												122	N	American	46 49
												142	H	Utah St.	73 78
												152	A	Cal Poly	55 71
												164	A	Cal St. Northridge	55 85
												173	A	Santa Clara	74 53
												194	A	Louisiana Tech	68 73
												194	H	Louisiana Tech	64 70
												209	H	Brown	47 61
												245	A	Hawaii	67 58
												245	H	Hawaii	83 67
												267	H	San Francisco	77 88
												279	H	Idaho	63 67
												281	H	Cal St. Fullerton	65 81
												302	H	Northern Ariz.	74 64
												304	A	Utah Valley	57 45
												310	A	Southern Utah	70 68
												311	H	Air Force	68 53
												317	A	Nevada	86 79
												317	H	Nevada	70 63
												327	A	New Mexico St.	55 56
												327	H	New Mexico St.	67 62
												335	A	Weber St.	67 69
LAST 12 Division I GAMES:															
				63	H	Fresno St.	62 61					142	H	Utah St.	73 78
				317	H	Nevada	70 63					317	A	Nevada	86 79
				327	A	New Mexico St.	55 56					63	A	Fresno St.	49 76
				194	A	Louisiana Tech	68 73					194	H	Louisiana Tech	64 70
				245	A	Hawaii	67 58					327	H	New Mexico St.	67 62
				279	H	Idaho	63 67					245	H	Hawaii	83 67

Non-Div I Games:

San Jose St.

Santa Clara

Through Games Of Sunday, February 26, 2012

Average RPI Win:	223	WON-LOST	WINNING	LAST 12	STRENGTH OF	OPP. STRENGTH	TEAM	ADJ.	CONF.	ADJ CONF.
Average RPI Loss:	99	RECORD	PCT. RANK	GAMES	SCHEDULE	OF SCHEDULE	RPI	RPI	RPI	RPI
DIV. I ONLY	12- 17	219	4- 8	97	114	173	173	8	8	
DIV. I NON-CONF.	7- 6	153	0- 0	94	266	134	134	8	8	
TOTALS	RPI 1-25	RPI 26-50	W-L RECORDS	RPI 51-100	RPI 101-150	RPI 150+				
12- 17	0- 2	0- 4	OVERALL	0- 5	2- 3	10- 3				
8- 7	0- 1	0- 2	HOME	0- 2	2- 1	6- 1				
4- 10	0- 1	0- 2	AWAY	0- 3	0- 2	4- 2				
0- 0	0- 0	0- 0	NEUTRAL	0- 0	0- 0	0- 0				
7- 6	0- 0	0- 2	NON-CONFERENCE	0- 1	2- 1	5- 2				
5- 2	0- 0	0- 1	HOME	0- 0	2- 0	3- 1				
2- 4	0- 0	0- 1	AWAY	0- 1	0- 1	2- 1				
0- 0	0- 0	0- 0	NEUTRAL	0- 0	0- 0	0- 0				
5- 11	0- 2	0- 2	CONFERENCE	0- 4	0- 2	5- 1				
3- 5	0- 1	0- 1	HOME	0- 2	0- 1	3- 0				
2- 6	0- 1	0- 1	AWAY	0- 2	0- 1	2- 1				
0- 0	0- 0	0- 0	NEUTRAL	0- 0	0- 0	0- 0				

RPI	S	Opponent	Score	RPI	S	Opponent	Score	RPI	S	Opponent	Score	RPI	S	Opponent	Score	Team's RPI: 173
24	A	Gonzaga	55 87	26	A	California	58 75	53	A	St. Mary's (CA)	52 72	117	H	UC Davis	81 78	
24	H	Gonzaga	68 81	34	H	Princeton	61 77	53	H	St. Mary's (CA)	47 57	131	A	Pepperdine	57 67	
				50	A	BYU	57 84	63	A	Fresno St.	71 83	131	H	Pepperdine	56 62	
				50	H	BYU	64 74	72	A	San Diego	50 56	139	H	Northern Colo.	71 37	
								72	H	San Diego	41 58	143	A	Seattle	62 80	
												164	A	Cal St. Northridge	90 72	
												182	A	Portland	71 70	
												182	H	Portland	78 63	
												222	A	UC Irvine	82 88	
												244	A	Sacramento St.	96 76	
												257	A	Loyola Marymount	54 64	
												257	H	Loyola Marymount	61 57	
												260	H	Long Beach St.	73 63	
												267	A	San Francisco	59 51	
												267	H	San Francisco	69 62	
												271	H	San Jose St.	53 74	
												289	H	CSU Bakersfield	93 87	
												310	H	Southern Utah	79 78	
LAST 12 Division I GAMES:																
267	H	San Francisco	69 62	267	A	San Francisco	59 51									
50	A	BYU	57 84	72	A	San Diego	50 56									
182	A	Portland	71 70	50	H	BYU	64 74									
24	A	Gonzaga	55 87	53	A	St. Mary's (CA)	52 72									
53	H	St. Mary's (CA)	47 57	257	A	Loyola Marymount	54 64									
257	H	Loyola Marymount	61 57	24	H	Gonzaga	68 81									

Non-Div I Games:

Santa Clara

Loss, Non-Conf, S Site, H Home A Away N Neutral



Average RPI Win:	290	WON-LOST	WINNING	LAST 12	STRENGTH OF	OPP. STRENGTH	TEAM	ADJ.	CONF.	ADJ CONF.
Average RPI Loss:	181	RECORD	PCT. RANK	GAMES	SCHEDULE	OF SCHEDULE	RPI	RPI	RPI	RPI
DIV. I ONLY	7- 17	282	3- 8	288	318	315	315	29	29	
DIV. I NON-CONF.	4- 6	212	1- 0	214	196	216	216	25	25	
TOTALS	RPI 1-25	RPI 26-50	W-L RECORDS	RPI 51-100	RPI 101-150	RPI 150+				
7- 17	0- 0	0- 2	OVERALL	0- 3	0- 4	7- 8				
6- 5	0- 0	0- 0	HOME	0- 1	0- 3	6- 1				
1- 12	0- 0	0- 2	AWAY	0- 2	0- 1	1- 7				
0- 0	0- 0	0- 0	NEUTRAL	0- 0	0- 0	0- 0				
4- 6	0- 0	0- 2	NON-CONFERENCE	0- 1	0- 1	4- 2				
3- 1	0- 0	0- 0	HOME	0- 0	0- 1	3- 0				
1- 5	0- 0	0- 2	AWAY	0- 1	0- 0	1- 2				
0- 0	0- 0	0- 0	NEUTRAL	0- 0	0- 0	0- 0				
3- 11	0- 0	0- 0	CONFERENCE	0- 2	0- 3	3- 6				
3- 4	0- 0	0- 0	HOME	0- 1	0- 2	3- 1				
0- 7	0- 0	0- 0	AWAY	0- 1	0- 1	0- 5				
0- 0	0- 0	0- 0	NEUTRAL	0- 0	0- 0	0- 0				

RPI S	Opponent	Score	RPI S	Opponent	Score	RPI S	Opponent	Score	RPI S	Opponent	Score	Team's RPI: 315
32	A South Carolina	39 65	66	H Howard	51 64	128	H Mississippi St.	42 56				
39	A Nebraska	50 70	80	A Hampton	40 59	138	A Florida A&M	50 55				
			83	A North Carolina	21 74	138	H Florida A&M	45 58				
						144	H Coppin St.	45 71				
						188	A UCF	48 62				
						261	A South Carolina St.	48 55				
						261	H South Carolina St.	76 65				
						262	A N.C. A&T	45 69				
						265	A North Florida	64 61				
						275	A Alabama St.	45 47				
						278	H Longwood	53 41				
						284	H Jacksonville	67 64				
						286	A Norfolk St.	49 54				
						292	H Morgan St.	69 60				
						305	A Bethune-Cookman	54 58				
						305	H Bethune-Cookman	43 47				
						306	H La.-Lafayette	41 36				
						341	A N.C. Central	38 50				
						341	H N.C. Central	59 43				
LAST 12 Division I GAMES:												
341	H N.C. Central	59 43	261	A South Carolina St.	48 55							
305	H Bethune-Cookman	43 47	66	H Howard	51 64							
138	H Florida A&M	45 58	261	H South Carolina St.	76 65							
262	A N.C. A&T	45 69	305	A Bethune-Cookman	54 58							
341	A N.C. Central	38 50	138	A Florida A&M	50 55							
278	H Longwood	53 41	292	H Morgan St.	69 60							

Non-Div I Games: Paine 55 38 Columbia (SC) 68 35 Talladega 74 58

Savannah St.

Average RPI Win: <b>232</b>	WON-LOST	WINNING	LAST 12	STRENGTH OF	OPP. STRENGTH	TEAM	ADJ.	CONF.	ADJ CONF.
Average RPI Loss: <b>101</b>	RECORD	PCT. RANK	GAMES	SCHEDULE	OF SCHEDULE	RPI	RPI	RPI	RPI
DIV. I ONLY	17- 9	90	9- 3	195	180	143	143	27	27
DIV. I NON-CONF.	17- 9	97	9- 3	202	232	139	139	26	26
TOTALS	RPI 1-25	RPI 26-50	W-L RECORDS	RPI 51-100	RPI 101-150	RPI 150+			
17- 9	0- 0	0- 1	OVERALL	1- 4	0- 3	16- 1			
11- 5	0- 0	0- 1	HOME	1- 2	0- 1	10- 1			
6- 4	0- 0	0- 0	AWAY	0- 2	0- 2	6- 0			
0- 0	0- 0	0- 0	NEUTRAL	0- 0	0- 0	0- 0			
17- 9	0- 0	0- 1	NON-CONFERENCE	1- 4	0- 3	16- 1			
11- 5	0- 0	0- 1	HOME	1- 2	0- 1	10- 1			
6- 4	0- 0	0- 0	AWAY	0- 2	0- 2	6- 0			
0- 0	0- 0	0- 0	NEUTRAL	0- 0	0- 0	0- 0			
0- 0	0- 0	0- 0	CONFERENCE	0- 0	0- 0	0- 0			
0- 0	0- 0	0- 0	HOME	0- 0	0- 0	0- 0			
0- 0	0- 0	0- 0	AWAY	0- 0	0- 0	0- 0			
0- 0	0- 0	0- 0	NEUTRAL	0- 0	0- 0	0- 0			

RPI S	Opponent	Score	RPI S	Opponent	Score	RPI S	Opponent	Score	RPI S	Opponent	Score	Team's RPI: 143
			50 <b>BYU</b>		55 <b>69</b>	53 <b>St. Mary's (CA)</b>		70 <b>71</b>	117 <b>UC Davis</b>		62 <b>66</b>	
						58 <b>Eastern Mich.</b>		75 <b>72</b>	121 <b>UALR</b>		63 <b>72</b>	
						63 <b>Fresno St.</b>		61 <b>71</b>	130 <b>Pacific</b>		79 <b>81</b>	
						72 <b>San Diego</b>		65 <b>82</b>	161 <b>Saint Francis (PA)</b>		74 <b>70</b>	
						95 <b>Washington</b>		53 <b>72</b>	173 <b>Santa Clara</b>		80 <b>62</b>	
									178 <b>Colorado St.</b>		61 <b>43</b>	
									182 <b>Portland</b>		69 <b>55</b>	
									199 <b>Portland St.</b>		90 <b>79</b>	
									204 <b>Akron</b>		74 <b>85</b>	
									214 <b>UC Santa Barbara</b>		60 <b>55</b>	
									222 <b>UC Irvine</b>		86 <b>58</b>	
									227 <b>Milwaukee</b>		63 <b>56</b>	
									250 <b>Boise St.</b>		89 <b>80</b>	
									260 <b>Long Beach St.</b>		78 <b>49</b>	
									267 <b>San Francisco</b>		74 <b>56</b>	
									279 <b>Idaho</b>		80 <b>72</b>	
									304 <b>Utah Valley</b>		70 <b>41</b>	
									309 <b>UC Riverside</b>		64 <b>42</b>	
									331 <b>Chicago St.</b>		81 <b>45</b>	
									331 <b>Chicago St.</b>		80 <b>38</b>	
LAST 12 Division I GAMES:												
			309 <b>UC Riverside</b>		64 <b>42</b>	222 <b>UC Irvine</b>		86 <b>58</b>				
			331 <b>Chicago St.</b>		81 <b>45</b>	130 <b>Pacific</b>		79 <b>81</b>				
			304 <b>Utah Valley</b>		70 <b>41</b>	331 <b>Chicago St.</b>		80 <b>38</b>				
			199 <b>Portland St.</b>		90 <b>79</b>	63 <b>Fresno St.</b>		61 <b>71</b>				
			227 <b>Milwaukee</b>		63 <b>56</b>	178 <b>Colorado St.</b>		61 <b>43</b>				
			50 <b>BYU</b>		55 <b>69</b>	279 <b>Idaho</b>		80 <b>72</b>				

Non-Div I Games:

Seattle

Average RPI Win: <b>188</b>	WON-LOST	WINNING	LAST 12	STRENGTH OF	OPP. STRENGTH	TEAM	ADJ.	CONF.	ADJ CONF.
Average RPI Loss: <b>71</b>	RECORD	PCT. RANK	GAMES	SCHEDULE	OF SCHEDULE	RPI	RPI	RPI	RPI
DIV. I ONLY	8- 21	286	1- 11	34	49	170	170	2	2
DIV. I NON-CONF.	7- 7	161	0- 0	65	179	135	135	2	2
<hr/>									
TOTALS	RPI 1-25	RPI 26-50	W-L RECORDS	RPI 51-100	RPI 101-150	RPI 150+			
8- 21	0- 6	0- 3	OVERALL	2- 8	0- 2	6- 2			
3- 11	0- 4	0- 1	HOME	2- 5	0- 0	1- 1			
3- 9	0- 2	0- 1	AWAY	0- 3	0- 2	3- 0			
2- 1	0- 0	0- 0	NEUTRAL	0- 0	0- 0	2- 1			
7- 7	0- 0	0- 1	NON-CONFERENCE	2- 4	0- 0	5- 2			
3- 4	0- 0	0- 1	HOME	2- 2	0- 0	1- 1			
2- 2	0- 0	0- 0	AWAY	0- 2	0- 0	2- 0			
2- 1	0- 0	0- 0	NEUTRAL	0- 0	0- 0	2- 1			
1- 14	0- 6	0- 2	CONFERENCE	0- 4	0- 2	1- 0			
0- 7	0- 4	0- 0	HOME	0- 3	0- 0	0- 0			
1- 7	0- 2	0- 2	AWAY	0- 1	0- 2	1- 0			
0- 0	0- 0	0- 0	NEUTRAL	0- 0	0- 0	0- 0			

RPI 1-25				RPI 26-50				RPI 51-100				RPI 101+ Team's RPI: 170			
RPI	S	Opponent	Score	RPI	S	Opponent	Score	RPI	S	Opponent	Score	RPI	S	Opponent	Score
3	H	Connecticut	37 <b>70</b>	35	A	Villanova	53 <b>62</b>	52	A	Hofstra	74 <b>94</b>	109	A	Providence	47 <b>62</b>
4	H	Notre Dame	36 <b>74</b>	41	A	West Virginia	63 <b>79</b>	65	H	Fla. Gulf Coast	57 51	135	A	Marquette	60 <b>69</b>
13	A	Rutgers	39 <b>62</b>	45	H	Michigan	47 <b>51</b>	66	H	Howard	44 <b>63</b>	175	N	Alabama	56 <b>62</b>
14	H	St. John's (NY)	25 <b>55</b>					76	A	Memphis	73 <b>82</b>	185	A	New Hampshire	61 38
16	A	Georgetown	51 <b>56</b>					84	H	Drexel	77 64	194	N	Louisiana Tech	72 69
20	H	DePaul	59 <b>71</b>					87	A	South Fla.	45 <b>57</b>	196	A	Pittsburgh	63 39
								87	H	South Fla.	49 <b>68</b>	203	N	Old Dominion	60 49
								94	H	Syracuse	66 <b>70</b>	220	H	William & Mary	54 <b>61</b>
								96	H	Cincinnati	48 <b>54</b>	255	A	Army	53 50
								97	H	Wake Forest	44 <b>60</b>	319	H	Stony Brook	65 30
<hr/>															
LAST 12 Division I GAMES:															
196	A	Pittsburgh	63 39	35	A	Villanova	53 <b>62</b>	20	H	DePaul	59 <b>71</b>				
13	A	Rutgers	39 <b>62</b>	87	A	South Fla.	45 <b>57</b>	94	H	Syracuse	66 <b>70</b>				
96	H	Cincinnati	48 <b>54</b>	87	H	South Fla.	49 <b>68</b>	41	A	West Virginia	63 <b>79</b>				
109	A	Providence	47 <b>62</b>												
16	A	Georgetown	51 <b>56</b>												
14	H	St. John's (NY)	25 <b>55</b>												

Non-Div I Games:

Seton Hall

■ Loss, 
■ Non-Conf, 
■ S Site, 
■ H Home 
■ A Away 
N Neutral

Average RPI Win: <b>266</b>	WON-LOST	WINNING	LAST 12	STRENGTH OF	OPP. STRENGTH	TEAM	ADJ.	CONF.	ADJ CONF.
Average RPI Loss: <b>164</b>	RECORD	PCT. RANK	GAMES	SCHEDULE	OF SCHEDULE	RPI	RPI	RPI	RPI
DIV. I ONLY	<b>11- 16</b>	<b>228</b>	<b>7- 5</b>	<b>280</b>	<b>255</b>	<b>263</b>	<b>263</b>	<b>22</b>	<b>22</b>
DIV. I NON-CONF.	<b>2- 7</b>	<b>289</b>	<b>0- 0</b>	<b>308</b>	<b>281</b>	<b>323</b>	<b>323</b>	<b>21</b>	<b>21</b>
TOTALS	RPI 1-25	RPI 26-50	W-L RECORDS	RPI 51-100	RPI 101-150	RPI 150+			
11- 16	0- 0	0- 2	OVERALL	0- 2	0- 2	11- 10			
7- 7	0- 0	0- 1	HOME	0- 2	0- 1	7- 3			
4- 9	0- 0	0- 1	AWAY	0- 0	0- 1	4- 7			
0- 0	0- 0	0- 0	NEUTRAL	0- 0	0- 0	0- 0			
2- 7	0- 0	0- 0	NON-CONFERENCE	0- 2	0- 0	2- 5			
1- 4	0- 0	0- 0	HOME	0- 2	0- 0	1- 2			
1- 3	0- 0	0- 0	AWAY	0- 0	0- 0	1- 3			
0- 0	0- 0	0- 0	NEUTRAL	0- 0	0- 0	0- 0			
9- 9	0- 0	0- 2	CONFERENCE	0- 0	0- 2	9- 5			
6- 3	0- 0	0- 1	HOME	0- 0	0- 1	6- 1			
3- 6	0- 0	0- 1	AWAY	0- 0	0- 1	3- 4			
0- 0	0- 0	0- 0	NEUTRAL	0- 0	0- 0	0- 0			

RPI 1-25			RPI 26-50			RPI 51-100			RPI 101+			Team's RPI: 263			
RPI	S	Opponent	Score	RPI	S	Opponent	Score	RPI	S	Opponent	Score				
				43	A	Marist	51 75	71	H	Sacred Heart	45 62	101	A	Fairfield	48 52
				43	H	Marist	45 56	85	H	Albany (NY)	48 72	101	H	Fairfield	49 68
												181	A	Loyola Maryland	45 55
												181	H	Loyola Maryland	54 67
												183	A	Manhattan	53 56
												183	H	Manhattan	61 56
												208	A	Navy	50 61
												217	A	Central Conn. St.	47 51
												223	A	Niagara	66 87
												223	H	Niagara	62 49
												224	A	Canisius	69 57
												224	H	Canisius	67 61
												231	H	Binghamton	70 80
												237	A	Iona	71 87
												237	H	Iona	83 59
												256	H	Massachusetts	53 58
												262	A	N.C. A&T	53 67
												277	A	Rider	67 56
												277	H	Rider	61 42
												312	H	Rhode Island	73 65
												318	A	Maine	78 51
												325	A	Saint Peter's	61 59
												325	H	Saint Peter's	62 50
LAST 12 Division I GAMES:															
				224	A	Canisius	69 57	237	H	Iona	83 59				
				223	A	Niagara	66 87	183	A	Manhattan	53 56				
				277	H	Rider	61 42	43	H	Marist	45 56				
				183	H	Manhattan	61 56	325	H	Saint Peter's	62 50				
				43	A	Marist	51 75	277	A	Rider	67 56				
				325	A	Saint Peter's	61 59	101	H	Fairfield	49 68				

Non-Div I Games:

Siena

Average RPI Win:	234	WON-LOST	WINNING	LAST 12	STRENGTH OF	OPP. STRENGTH	TEAM	ADJ.	CONF.	ADJ CONF.
Average RPI Loss:	155	RECORD	PCT. RANK	GAMES	SCHEDULE	OF SCHEDULE	RPI	RPI	RPI	RPI
DIV. I ONLY	14- 12	149	6- 6	292	152	177	177	17	17	
DIV. I NON-CONF.	5- 5	161	0- 0	320	174	210	210	14	14	
TOTALS	RPI 1-25	RPI 26-50	W-L RECORDS	RPI 51-100	RPI 101-150	RPI 150+				
14- 12	0- 0	0- 2	OVERALL	0- 0	2- 4	12- 6				
9- 2	0- 0	0- 1	HOME	0- 0	1- 1	8- 0				
4- 10	0- 0	0- 1	AWAY	0- 0	0- 3	4- 6				
1- 0	0- 0	0- 0	NEUTRAL	0- 0	1- 0	0- 0				
5- 5	0- 0	0- 0	NON-CONFERENCE	0- 0	1- 1	4- 4				
3- 0	0- 0	0- 0	HOME	0- 0	0- 0	3- 0				
1- 5	0- 0	0- 0	AWAY	0- 0	0- 1	1- 4				
1- 0	0- 0	0- 0	NEUTRAL	0- 0	1- 0	0- 0				
9- 7	0- 0	0- 2	CONFERENCE	0- 0	1- 3	8- 2				
6- 2	0- 0	0- 1	HOME	0- 0	1- 1	5- 0				
3- 5	0- 0	0- 1	AWAY	0- 0	0- 2	3- 2				
0- 0	0- 0	0- 0	NEUTRAL	0- 0	0- 0	0- 0				

RPI 1-25				RPI 26-50				RPI 51-100				RPI 101+ Team's RPI: 177			
RPI	S	Opponent	Score	RPI	S	Opponent	Score	RPI	S	Opponent	Score	RPI	S	Opponent	Score
				38	A	Middle Tenn.	39 60					114	N	Utah	61 53
				38	H	Middle Tenn.	53 60					121	A	UALR	43 55
												124	H	Denver	57 51
												128	A	Mississippi St.	47 63
												146	A	FIU	55 58
												146	H	FIU	48 50
												159	A	Fla. Atlantic	40 41
												159	H	Fla. Atlantic	66 57
												160	A	Sam Houston St.	50 53
												188	H	UCF	89 76
												191	A	Ole Miss	45 54
												195	H	North Texas	69 60
												197	A	Southern Miss.	62 67
												210	H	Southern U.	57 44
												218	H	Arkansas St.	68 39
												234	A	Western Ky.	56 52
												234	H	Western Ky.	70 33
												239	A	La.-Monroe	52 55
												291	A	UTSA	54 42
												300	A	Tennessee St.	69 74
												306	A	La.-Lafayette	72 68
												330	H	Northwestern St.	64 51
												336	A	Troy	53 46
												336	H	Troy	63 26
LAST 12 Division I GAMES:															
				146	A	FIU	55 58					159	H	Fla. Atlantic	66 57
				159	A	Fla. Atlantic	40 41					336	H	Troy	63 26
				234	H	Western Ky.	70 33					121	A	UALR	43 55
				239	A	La.-Monroe	52 55					38	H	Middle Tenn.	53 60
				218	H	Arkansas St.	68 39					146	H	FIU	48 50
				234	A	Western Ky.	56 52					336	A	Troy	53 46

Non-Div I Games: Talladega 57 52 Spring Hill 97 46

South Ala.

Loss, Non-Conf, S Site, H Home A Away N Neutral

Average RPI Win:	143	WON-LOST	WINNING	LAST 12	STRENGTH OF	OPP. STRENGTH	TEAM	ADJ.	CONF.	ADJ CONF.
Average RPI Loss:	40	RECORD	PCT. RANK	GAMES	SCHEDULE	OF SCHEDULE	RPI	RPI	RPI	RPI
DIV. I ONLY	21- 8	50	7- 5	48	39	32	32	3	3	
DIV. I NON-CONF.	11- 2	24	0- 0	241	98	76	76	3	3	
TOTALS	RPI 1-25	RPI 26-50	W-L RECORDS	RPI 51-100	RPI 101-150	RPI 150+				
21- 8	3- 4	3- 2	OVERALL	2- 1	2- 1	11- 0				
12- 3	1- 3	2- 0	HOME	0- 0	1- 0	8- 0				
8- 5	2- 1	1- 2	AWAY	1- 1	1- 1	3- 0				
1- 0	0- 0	0- 0	NEUTRAL	1- 0	0- 0	0- 0				
11- 2	0- 1	0- 0	NON-CONFERENCE	2- 1	1- 0	8- 0				
6- 1	0- 1	0- 0	HOME	0- 0	0- 0	6- 0				
4- 1	0- 0	0- 0	AWAY	1- 1	1- 0	2- 0				
1- 0	0- 0	0- 0	NEUTRAL	1- 0	0- 0	0- 0				
10- 6	3- 3	3- 2	CONFERENCE	0- 0	1- 1	3- 0				
6- 2	1- 2	2- 0	HOME	0- 0	1- 0	2- 0				
4- 4	2- 1	1- 2	AWAY	0- 0	0- 1	1- 0				
0- 0	0- 0	0- 0	NEUTRAL	0- 0	0- 0	0- 0				

RPI 1-25				RPI 26-50				Team's RPI: 32				RPI 51-100				RPI 101+			
RPI	S	Opponent	Score	RPI	S	Opponent	Score	RPI	S	Opponent	Score	RPI	S	Opponent	Score	RPI	S	Opponent	Score
5	A	Tennessee	64 60	28	A	Arkansas	47 68	83	N	North Carolina	79 48	111	A	Illinois	71 52				
10	A	Kentucky	50 53	28	H	Arkansas	53 47	84	A	Drexel	62 58	112	A	Auburn	49 53				
10	H	Kentucky	58 66	29	A	LSU	48 58	98	A	North Carolina St.	53 55	128	H	Mississippi St.	69 43				
17	H	Georgia	59 61	37	A	Florida	49 44					175	A	Alabama	69 55				
19	H	Penn St.	50 55	37	H	Florida	62 58					175	H	Alabama	68 42				
25	A	Vanderbilt	65 60									184	H	Alabama A&M	60 53				
25	H	Vanderbilt	65 55									187	A	Xavier	67 56				
																191	H	Ole Miss	61 43
																198	H	Furman	72 33
																241	A	Clemson	65 48
																252	H	Col. of Charleston	59 40
																253	H	Presbyterian	52 24
																261	H	South Carolina St.	66 21
																315	H	Savannah St.	65 39
LAST 12 Division I GAMES:																			
28	H	Arkansas	53 47	5	A	Tennessee	64 60	128	H	Mississippi St.	69 43	191	H	Ole Miss	61 43				
10	A	Kentucky	50 53	175	A	Alabama	69 55	25	A	Vanderbilt	65 60	112	A	Auburn	49 53				
17	H	Georgia	59 61	37	H	Florida	62 58	10	H	Kentucky	58 66								
28	A	Arkansas	47 68																

Non-Div I Games:

South Carolina

■ Loss, 
 ■ Non-Conf, S Site, 
 ■ Home 
 ■ Away 
 N Neutral

Average RPI Win:	<b>293</b>	WON-LOST	WINNING	LAST 12	STRENGTH OF	OPP. STRENGTH	TEAM	ADJ.	CONF.	ADJ CONF.
Average RPI Loss:	<b>176</b>	RECORD	PCT. RANK	GAMES	SCHEDULE	OF SCHEDULE	RPI	RPI	RPI	RPI
DIV. I ONLY	<b>9- 14</b>	<b>241</b>	<b>5- 7</b>	<b>263</b>	<b>335</b>	<b>261</b>	<b>261</b>	<b>29</b>	<b>29</b>	
DIV. I NON-CONF.	<b>3- 6</b>	<b>239</b>	<b>0- 0</b>	<b>247</b>	<b>279</b>	<b>272</b>	<b>272</b>	<b>25</b>	<b>25</b>	
TOTALS	RPI 1-25	RPI 26-50	W-L RECORDS	RPI 51-100	RPI 101-150	RPI 150+				
9- 14	0- 1	0- 1	OVERALL	0- 2	0- 3	9- 7				
4- 6	0- 0	0- 0	HOME	0- 1	0- 2	4- 3				
4- 8	0- 1	0- 1	AWAY	0- 1	0- 1	4- 4				
1- 0	0- 0	0- 0	NEUTRAL	0- 0	0- 0	1- 0				
3- 6	0- 1	0- 1	NON-CONFERENCE	0- 0	0- 0	3- 4				
2- 1	0- 0	0- 0	HOME	0- 0	0- 0	2- 1				
0- 5	0- 1	0- 1	AWAY	0- 0	0- 0	0- 3				
1- 0	0- 0	0- 0	NEUTRAL	0- 0	0- 0	1- 0				
6- 8	0- 0	0- 0	CONFERENCE	0- 2	0- 3	6- 3				
2- 5	0- 0	0- 0	HOME	0- 1	0- 2	2- 2				
4- 3	0- 0	0- 0	AWAY	0- 1	0- 1	4- 1				
0- 0	0- 0	0- 0	NEUTRAL	0- 0	0- 0	0- 0				

RPI 1-25				RPI 26-50				RPI 51-100				RPI 101+ Team's RPI: 261			
RPI	S	Opponent	Score	RPI	S	Opponent	Score	RPI	S	Opponent	Score	RPI	S	Opponent	Score
17	A	Georgia	48 <b>85</b>	32	A	South Carolina	21 <b>66</b>	66	H	Howard	46 <b>69</b>	138	A	Florida A&M	62 <b>79</b>
								80	A	Hampton	41 <b>73</b>	138	H	Florida A&M	69 <b>75</b>
												144	H	Coppin St.	39 <b>57</b>
												190	A	Winthrop	59 <b>67</b>
												212	H	Charleston So.	68 65
												241	A	Clemson	38 <b>83</b>
												253	H	Presbyterian	50 <b>53</b>
												262	A	N.C. A&T	71 68
												262	H	N.C. A&T	61 <b>101</b>
												284	A	Jacksonville	67 <b>68</b>
												286	A	Norfolk St.	75 69
												290	N	Coastal Caro.	61 59
												292	H	Morgan St.	84 71
												305	A	Bethune-Cookman	71 60
												305	H	Bethune-Cookman	65 <b>69</b>
												315	A	Savannah St.	65 <b>76</b>
												315	H	Savannah St.	55 48
												338	H	UNC Asheville	92 82
												341	A	N.C. Central	78 52
LAST 12 Division I GAMES:															
262	H	N.C. A&T	61 <b>101</b>	66	H	Howard	46 <b>69</b>	315	A	Savannah St.	65 <b>76</b>	138	A	Florida A&M	62 <b>79</b>
138	H	Florida A&M	69 <b>75</b>	305	H	Bethune-Cookman	65 <b>69</b>	305	A	Bethune-Cookman	71 60	144	H	Coppin St.	39 <b>57</b>
341	A	N.C. Central	78 52	262	A	N.C. A&T	71 68	292	H	Morgan St.	84 71	286	A	Norfolk St.	75 69
262	A	N.C. A&T	71 68	315	H	Savannah St.	55 48								

Non-Div I Games: Claflin 76 59 Southern Wesleyan 78 56

South Carolina St.

Average RPI Win:	209	WON-LOST	WINNING	LAST 12	STRENGTH OF	OPP. STRENGTH	TEAM	ADJ.	CONF.	ADJ CONF.
Average RPI Loss:	177	RECORD	PCT. RANK	GAMES	SCHEDULE	OF SCHEDULE	RPI	RPI	RPI	RPI
DIV. I ONLY	17- 7	66	9- 2	206	237	90	90	19	19	
DIV. I NON-CONF.	6- 1	21	0- 0	82	305	24	24	11	11	
TOTALS	RPI 1-25	RPI 26-50	W-L RECORDS	RPI 51-100	RPI 101-150	RPI 150+				
17- 7	0- 0	0- 0	OVERALL	3- 1	3- 3	11- 3				
10- 1	0- 0	0- 0	HOME	1- 0	2- 1	7- 0				
7- 6	0- 0	0- 0	AWAY	2- 1	1- 2	4- 3				
0- 0	0- 0	0- 0	NEUTRAL	0- 0	0- 0	0- 0				
6- 1	0- 0	0- 0	NON-CONFERENCE	2- 0	1- 1	3- 0				
3- 0	0- 0	0- 0	HOME	0- 0	1- 0	2- 0				
3- 1	0- 0	0- 0	AWAY	2- 0	0- 1	1- 0				
0- 0	0- 0	0- 0	NEUTRAL	0- 0	0- 0	0- 0				
11- 6	0- 0	0- 0	CONFERENCE	1- 1	2- 2	8- 3				
7- 1	0- 0	0- 0	HOME	1- 0	1- 1	5- 0				
4- 5	0- 0	0- 0	AWAY	0- 1	1- 1	3- 3				
0- 0	0- 0	0- 0	NEUTRAL	0- 0	0- 0	0- 0				

RPI 1-25				RPI 26-50				RPI 51-100				Team's RPI: 90				RPI 101+			
RPI	S	Opponent	Score	RPI	S	Opponent	Score	RPI	S	Opponent	Score	RPI	S	Opponent	Score	RPI	S	Opponent	Score
								60	A	South Dakota St.	51 59	103	A	Oral Roberts	60 57				
								60	H	South Dakota St.	59 53	103	H	Oral Roberts	53 66				
								74	A	Idaho St.	66 54	139	H	Northern Colo.	73 48				
								79	A	Creighton	56 53	140	A	UNI	43 53				
												147	A	UMKC	49 61				
												147	H	UMKC	60 54				
												233	A	Oakland	58 51				
												233	H	Oakland	49 38				
												242	H	Cornell	79 56				
												246	A	North Dakota St.	50 64				
												246	H	North Dakota St.	53 40				
												254	A	Western Ill.	62 47				
												254	H	Western Ill.	78 57				
												258	A	IUPUI	42 52				
												258	H	IUPUI	73 65				
												288	A	IPFW	63 65				
												302	H	Northern Ariz.	73 56				
												304	A	Utah Valley	63 54				
												310	A	Southern Utah	68 40				
												310	H	Southern Utah	81 69				
LAST 12 Division I GAMES:																			
				233	H	Oakland	49 38					103	A	Oral Roberts	60 57				
				254	A	Western Ill.	62 47					310	A	Southern Utah	68 40				
				258	A	IUPUI	42 52					258	H	IUPUI	73 65				
				60	H	South Dakota St.	59 53					254	H	Western Ill.	78 57				
				246	H	North Dakota St.	53 40					60	A	South Dakota St.	51 59				
				147	H	UMKC	60 54					246	A	North Dakota St.	50 64				

Non-Div I Games:	Viterbo	82	34	Tabor	94	16	Neb. Omaha	58	38
------------------	---------	----	----	-------	----	----	------------	----	----

South Dakota

Loss, Non-Conf, S Site, H Home A Away N Neutral



Average RPI Win:	206	WON-LOST	WINNING	LAST 12	STRENGTH OF	OPP. STRENGTH	TEAM	ADJ.	CONF.	ADJ CONF.
Average RPI Loss:	70	RECORD	PCT. RANK	GAMES	SCHEDULE	OF SCHEDULE	RPI	RPI	RPI	RPI
DIV. I ONLY	19- 8	67	11- 1	108	119	60	60	19	19	
DIV. I NON-CONF.	4- 6	212	0- 0	16	13	97	97	11	11	
TOTALS	RPI 1-25	RPI 26-50	W-L RECORDS	RPI 51-100	RPI 101-150	RPI 150+				
19- 8	0- 1	0- 3	OVERALL	1- 2	7- 2	11- 0				
11- 1	0- 1	0- 0	HOME	1- 0	5- 0	5- 0				
8- 5	0- 0	0- 2	AWAY	0- 1	2- 2	6- 0				
0- 2	0- 0	0- 1	NEUTRAL	0- 1	0- 0	0- 0				
4- 6	0- 1	0- 3	NON-CONFERENCE	0- 1	4- 1	0- 0				
3- 1	0- 1	0- 0	HOME	0- 0	3- 0	0- 0				
1- 3	0- 0	0- 2	AWAY	0- 0	1- 1	0- 0				
0- 2	0- 0	0- 1	NEUTRAL	0- 1	0- 0	0- 0				
15- 2	0- 0	0- 0	CONFERENCE	1- 1	3- 1	11- 0				
8- 0	0- 0	0- 0	HOME	1- 0	2- 0	5- 0				
7- 2	0- 0	0- 0	AWAY	0- 1	1- 1	6- 0				
0- 0	0- 0	0- 0	NEUTRAL	0- 0	0- 0	0- 0				

RPI 1-25				RPI 26-50				RPI 51-100 Team's RPI: 60				RPI 101+			
RPI	S	Opponent	Score	RPI	S	Opponent	Score	RPI	S	Opponent	Score	RPI	S	Opponent	Score
12	H	Kansas St.	46 63	38	A	Middle Tenn.	49 59	90	A	South Dakota	53 59	103	A	Oral Roberts	65 71
				39	A	Nebraska	71 80	90	H	South Dakota	59 51	103	H	Oral Roberts	70 51
				43	N	Marist	49 57	96	N	Cincinnati	22 55	121	A	UALR	60 49
												121	H	UALR	64 55
												123	H	Washington St.	63 58
												135	A	Marquette	51 59
												142	H	Utah St.	84 73
												147	A	UMKC	79 73
												147	H	UMKC	75 62
												233	A	Oakland	61 51
												233	H	Oakland	62 52
												246	A	North Dakota St.	88 52
												246	H	North Dakota St.	88 43
												254	A	Western Ill.	82 56
												258	A	IUPUI	74 63
												258	H	IUPUI	66 52
												288	A	IPFW	76 66
												288	H	IPFW	81 58
												310	A	Southern Utah	66 50
												310	H	Southern Utah	65 43
LAST 12 Division I GAMES:															
				258	H	IUPUI	66 52					233	A	Oakland	61 51
				246	H	North Dakota St.	88 43					288	A	IPFW	76 66
				90	A	South Dakota	53 59					246	A	North Dakota St.	88 52
				147	A	UMKC	79 73					90	H	South Dakota	59 51
				103	H	Oral Roberts	70 51					147	H	UMKC	75 62
				310	H	Southern Utah	65 43					310	A	Southern Utah	66 50

Non-Div I Games: St. Cloud St. 74 35

South Dakota St.

Average RPI Win:	178	WON-LOST	WINNING	LAST 12	STRENGTH OF	OPP. STRENGTH	TEAM	ADJ.	CONF.	ADJ CONF.
Average RPI Loss:	40	RECORD	PCT. RANK	GAMES	SCHEDULE	OF SCHEDULE	RPI	RPI	RPI	RPI
DIV. I ONLY	15- 14	161	6- 6	49	41	87	87	2	2	
DIV. I NON-CONF.	8- 6	128	0- 0	116	129	120	120	2	2	
<hr/>										
TOTALS	RPI 1-25	RPI 26-50	W-L RECORDS	RPI 51-100	RPI 101-150	RPI 150+				
15- 14	1- 7	1- 3	OVERALL	1- 3	3- 1	9- 0				
8- 3	1- 2	1- 1	HOME	0- 0	1- 0	5- 0				
5- 6	0- 3	0- 0	AWAY	1- 1	1- 1	3- 0				
2- 5	0- 1	0- 2	NEUTRAL	0- 2	1- 0	1- 0				
8- 6	0- 1	0- 2	NON-CONFERENCE	0- 2	2- 1	6- 0				
4- 0	0- 0	0- 0	HOME	0- 0	1- 0	3- 0				
2- 1	0- 0	0- 0	AWAY	0- 0	0- 1	2- 0				
2- 5	0- 1	0- 2	NEUTRAL	0- 2	1- 0	1- 0				
7- 8	1- 6	1- 1	CONFERENCE	1- 1	1- 0	3- 0				
4- 3	1- 2	1- 1	HOME	0- 0	0- 0	2- 0				
3- 5	0- 4	0- 0	AWAY	1- 1	1- 0	1- 0				
0- 0	0- 0	0- 0	NEUTRAL	0- 0	0- 0	0- 0				

RPI 1-25				RPI 26-50				RPI 51-100 Team's RPI: 87				RPI 101+			
RPI	S	Opponent	Score	RPI	S	Opponent	Score	RPI	S	Opponent	Score	RPI	S	Opponent	Score
3	A	Connecticut	62 77	28	N	Arkansas	61 65	74	N	Idaho St.	63 76	112	A	Auburn	45 62
4	A	Notre Dame	68 80	35	H	Villanova	54 39	88	N	Florida St.	49 62	126	N	Minnesota	60 52
11	N	Miami (FL)	72 92	40	N	Dayton	63 73	94	A	Syracuse	61 76	129	H	Stetson	77 62
13	H	Rutgers	66 72	41	H	West Virginia	52 55	96	A	Cincinnati	58 55	135	A	Marquette	61 48
14	A	St. John's (NY)	57 67									167	N	Central Mich.	86 80
16	H	Georgetown	56 66									170	A	Seton Hall	68 49
18	A	Louisville	57 63									170	H	Seton Hall	57 45
20	H	DePaul	66 63									196	H	Pittsburgh	62 50
												215	H	Md.-East. Shore	71 50
												265	H	North Florida	76 41
												305	H	Bethune-Cookman	72 36
												311	A	Air Force	73 70
												325	A	Saint Peter's	68 52
<hr/>															
LAST 12 Division I GAMES:															
4	A	Notre Dame	68 80	41	H	West Virginia	52 55								
196	H	Pittsburgh	62 50	3	A	Connecticut	62 77								
135	A	Marquette	61 48	170	H	Seton Hall	57 45								
35	H	Villanova	54 39	13	H	Rutgers	66 72								
14	A	St. John's (NY)	57 67	20	H	DePaul	66 63								
94	A	Syracuse	61 76	170	A	Seton Hall	68 49								

Non-Div I Games:

South Fla.

Average RPI Win:	293	WON-LOST	WINNING	LAST 12	STRENGTH OF	OPP. STRENGTH	TEAM	ADJ.	CONF.	ADJ CONF.
Average RPI Loss:	187	RECORD	PCT. RANK	GAMES	SCHEDULE	OF SCHEDULE	RPI	RPI	RPI	RPI
DIV. I ONLY	6- 22	307	3- 9	267	323	321	321	31	31	
DIV. I NON-CONF.	2- 10	305	0- 0	231	218	311	311	31	31	
TOTALS	RPI 1-25	RPI 26-50	W-L RECORDS	RPI 51-100	RPI 101-150	RPI 150+				
6- 22	0- 0	0- 0	OVERALL	0- 1	0- 8	6- 13				
4- 6	0- 0	0- 0	HOME	0- 0	0- 2	4- 4				
1- 14	0- 0	0- 0	AWAY	0- 1	0- 5	1- 8				
1- 2	0- 0	0- 0	NEUTRAL	0- 0	0- 1	1- 1				
2- 10	0- 0	0- 0	NON-CONFERENCE	0- 1	0- 4	2- 5				
1- 1	0- 0	0- 0	HOME	0- 0	0- 0	1- 1				
0- 7	0- 0	0- 0	AWAY	0- 1	0- 3	0- 3				
1- 2	0- 0	0- 0	NEUTRAL	0- 0	0- 1	1- 1				
4- 12	0- 0	0- 0	CONFERENCE	0- 0	0- 4	4- 8				
3- 5	0- 0	0- 0	HOME	0- 0	0- 2	3- 3				
1- 7	0- 0	0- 0	AWAY	0- 0	0- 2	1- 5				
0- 0	0- 0	0- 0	NEUTRAL	0- 0	0- 0	0- 0				

RPI S	Opponent	Score	RPI S	Opponent	Score	RPI S	Opponent	Score	RPI S	Opponent	Score	Team's RPI: 321
						98 A	North Carolina St.	29 66	104 A	UAB	41 64	
									110 A	Eastern Ill.	48 74	
									110 H	Eastern Ill.	46 73	
									113 A	UT Martin	47 88	
									113 H	UT Martin	44 77	
									133 N	Samford	58 63	
									134 A	Wright St.	53 74	
									140 A	UNI	42 62	
									163 A	Ill.-Chicago	54 69	
									166 A	SIU Edwardsville	48 63	
									166 H	SIU Edwardsville	43 58	
									167 N	Central Mich.	59 100	
									191 H	Ole Miss	43 51	
									218 H	Arkansas St.	56 52	
									230 A	Tennessee Tech	57 60	
									249 A	Saint Louis	45 54	
									266 A	Eastern Ky.	37 52	
									278 N	Longwood	56 52	
									282 A	Austin Peay	84 88	
									282 H	Austin Peay	69 60	
									285 H	Morehead St.	57 61	
									299 A	Western Mich.	34 67	
									300 H	Tennessee St.	50 39	
									301 A	Murray St.	62 63	
									301 H	Murray St.	75 80	
									340 A	Jacksonville St.	54 47	
LAST 12 Division I GAMES:												
282 A	Austin Peay	84 88	110 A	Eastern Ill.	48 74							
340 A	Jacksonville St.	54 47	282 H	Austin Peay	69 60							
113 H	UT Martin	44 77	113 A	UT Martin	47 88							
166 A	SIU Edwardsville	48 63	230 A	Tennessee Tech	57 60							
301 A	Murray St.	62 63	166 H	SIU Edwardsville	43 58							
300 H	Tennessee St.	50 39	110 H	Eastern Ill.	46 73							

Non-Div I Games: Lindenwood (MO) 66 56

Southeast Mo. St.

■ Loss, 
 ■ Non-Conf, 
 ■ S Site, 
 ■ Home 
 ■ A Away 
 N Neutral

RPI S Opponent Score

RPI S Opponent Score  
340 H Jacksonville St. 66 48

Southeast Mo. St.  
S  
t  
.

S  
o  
u  
t  
h  
e  
a  
s  
t  
M  
o  
.  
S  
t  
.

S  
o  
u  
t  
h  
e  
a  
s  
t  
M  
o  
.  
S  
t  
.

Average RPI Win:	261	WON-LOST	WINNING	LAST 12	STRENGTH OF	OPP. STRENGTH	TEAM	ADJ.	CONF.	ADJ CONF.
Average RPI Loss:	183	RECORD	PCT. RANK	GAMES	SCHEDULE	OF SCHEDULE	RPI	RPI	RPI	RPI
DIV. I ONLY	7- 16	272	6- 6	255	311	296	296	24	24	
DIV. I NON-CONF.	1- 8	321	0- 0	274	316	334	334	27	27	
TOTALS	RPI 1-25	RPI 26-50	W-L RECORDS	RPI 51-100	RPI 101-150	RPI 150+				
7- 16	0- 0	0- 0	OVERALL	1- 4	0- 2	6- 10				
5- 6	0- 0	0- 0	HOME	1- 1	0- 2	4- 3				
2- 10	0- 0	0- 0	AWAY	0- 3	0- 0	2- 7				
0- 0	0- 0	0- 0	NEUTRAL	0- 0	0- 0	0- 0				
1- 8	0- 0	0- 0	NON-CONFERENCE	0- 2	0- 1	1- 5				
1- 3	0- 0	0- 0	HOME	0- 0	0- 1	1- 2				
0- 5	0- 0	0- 0	AWAY	0- 2	0- 0	0- 3				
0- 0	0- 0	0- 0	NEUTRAL	0- 0	0- 0	0- 0				
6- 8	0- 0	0- 0	CONFERENCE	1- 2	0- 1	5- 5				
4- 3	0- 0	0- 0	HOME	1- 1	0- 1	3- 1				
2- 5	0- 0	0- 0	AWAY	0- 1	0- 0	2- 4				
0- 0	0- 0	0- 0	NEUTRAL	0- 0	0- 0	0- 0				

RPI S	Opponent	Score	RPI S	Opponent	Score	RPI S	Opponent	Score	RPI S	Opponent	Score	Team's RPI: 296
						55	A Texas	65 73	138	H Florida A&M	63 85	
						76	A Memphis	44 80	141	H Stephen F. Austin	61 69	
						78	A Central Ark.	54 71	160	A Sam Houston St.	46 67	
						78	H Central Ark.	58 53	171	A Lamar	69 61	
						99	H McNeese St.	36 60	171	H Lamar	69 71	
									175	A Alabama	56 69	
									191	A Ole Miss	52 72	
									216	A Nicholls St.	79 88	
									226	A Texas St.	63 67	
									268	H Alcorn St.	54 62	
									291	H UTSA	64 63	
									306	A La.-Lafayette	54 63	
									306	H La.-Lafayette	57 69	
									313	H Jackson St.	76 49	
									314	H Texas-Arlington	71 41	
									326	A A&M-Corpus Christi	73 78	
									330	A Northwestern St.	79 70	
									330	H Northwestern St.	73 66	
LAST 12 Division I GAMES:												
						78	H Central Ark.	58 53	160	A Sam Houston St.	46 67	
						226	A Texas St.	63 67	171	A Lamar	69 61	
						314	H Texas-Arlington	71 41	330	H Northwestern St.	73 66	
						171	H Lamar	69 71	78	A Central Ark.	54 71	
						330	A Northwestern St.	79 70	216	A Nicholls St.	79 88	
						291	H UTSA	64 63	99	H McNeese St.	36 60	

Non-Div I Games: New Orleans 81 30 Centenary (LA) 83 54 Spring Hill 85 72 Mobile 54 45  
Southeastern La.

Loss, Non-Conf, S Site, H Home A Away N Neutral

Average RPI Win:	120	WON-LOST	WINNING	LAST 12	STRENGTH OF	OPP. STRENGTH	TEAM	ADJ.	CONF.	ADJ CONF.
Average RPI Loss:	61	RECORD	PCT. RANK	GAMES	SCHEDULE	OF SCHEDULE	RPI	RPI	RPI	RPI
DIV. I ONLY	16- 11	114	7- 5	10	32	31	31	4	4	
DIV. I NON-CONF.	6- 5	139	1- 0	23	29	43	43	5	5	
TOTALS	RPI 1-25	RPI 26-50	W-L RECORDS	RPI 51-100	RPI 101-150	RPI 150+				
16- 11	1- 5	4- 1	OVERALL	3- 2	3- 2	5- 1				
9- 3	0- 1	2- 0	HOME	2- 2	2- 0	3- 0				
6- 7	1- 3	2- 1	AWAY	1- 0	1- 2	1- 1				
1- 1	0- 1	0- 0	NEUTRAL	0- 0	0- 0	1- 0				
6- 5	1- 3	0- 1	NON-CONFERENCE	1- 0	1- 0	3- 1				
3- 0	0- 0	0- 0	HOME	1- 0	0- 0	2- 0				
2- 4	1- 2	0- 1	AWAY	0- 0	1- 0	0- 1				
1- 1	0- 1	0- 0	NEUTRAL	0- 0	0- 0	1- 0				
10- 6	0- 2	4- 0	CONFERENCE	2- 2	2- 2	2- 0				
6- 3	0- 1	2- 0	HOME	1- 2	2- 0	1- 0				
4- 3	0- 1	2- 0	AWAY	1- 0	0- 2	1- 0				
0- 0	0- 0	0- 0	NEUTRAL	0- 0	0- 0	0- 0				

RPI	S	Opponent	Score	RPI	S	Opponent	Score	Team's RPI: 31	RPI	S	Opponent	Score	RPI	S	Opponent	Score
2	A	Stanford	52 69	26	A	California	76 75		56	H	Oregon St.	61 65	114	A	Utah	55 63
2	H	Stanford	53 61	26	H	California	74 54		63	H	Fresno St.	65 57	116	A	Colorado	67 69
4	N	Notre Dame	58 80	39	A	Nebraska	50 68		70	A	Arizona St.	60 48	123	H	Washington St.	67 62
6	A	Texas A&M	70 71	48	A	UCLA	47 43		70	H	Arizona St.	59 53	131	A	Pepperdine	75 71
17	A	Georgia	60 67	48	H	UCLA	66 54		95	H	Washington	61 67	136	H	Oregon	92 73
24	A	Gonzaga	58 51										157	A	Arizona	72 67
													157	H	Arizona	78 62
													214	H	UC Santa Barbara	50 39
													218	A	Arkansas St.	56 58
													291	H	UTSA	74 56
													329	N	Gardner-Webb	82 41
LAST 12 Division I GAMES:																
70	H	Arizona St.	59 53	123	H	Washington St.	67 62									
157	H	Arizona	78 62	214	H	UC Santa Barbara	50 39									
48	H	UCLA	66 54	114	A	Utah	55 63									
26	A	California	76 75	116	A	Colorado	67 69									
2	A	Stanford	52 69	56	H	Oregon St.	61 65									
95	H	Washington	61 67	136	H	Oregon	92 73									

Non-Div I Games:

Southern California

■ Loss, 
 ■ Non-Conf, 
 ■ S Site, 
 ■ Home 
 ■ A Away 
 N Neutral

Average RPI Win: <b>249</b>	WON-LOST	WINNING	LAST 12	STRENGTH OF	OPP. STRENGTH	TEAM	ADJ.	CONF.	ADJ CONF.
Average RPI Loss: <b>133</b>	RECORD	PCT. RANK	GAMES	SCHEDULE	OF SCHEDULE	RPI	RPI	RPI	RPI
DIV. I ONLY	8- 19	273	5- 7	150	157	259	259	10	10
DIV. I NON-CONF.	4- 7	229	1- 0	238	323	265	265	10	10
TOTALS	RPI 1-25	RPI 26-50	W-L RECORDS	RPI 51-100	RPI 101-150	RPI 150+			
8- 19	0- 1	1- 1	OVERALL	0- 3	0- 7	7- 7			
6- 6	0- 0	1- 0	HOME	0- 1	0- 2	5- 3			
2- 13	0- 1	0- 1	AWAY	0- 2	0- 5	2- 4			
0- 0	0- 0	0- 0	NEUTRAL	0- 0	0- 0	0- 0			
4- 7	0- 1	0- 0	NON-CONFERENCE	0- 0	0- 2	4- 4			
3- 2	0- 0	0- 0	HOME	0- 0	0- 0	3- 2			
1- 5	0- 1	0- 0	AWAY	0- 0	0- 2	1- 2			
0- 0	0- 0	0- 0	NEUTRAL	0- 0	0- 0	0- 0			
4- 12	0- 0	1- 1	CONFERENCE	0- 3	0- 5	3- 3			
3- 4	0- 0	1- 0	HOME	0- 1	0- 2	2- 1			
1- 8	0- 0	0- 1	AWAY	0- 2	0- 3	1- 2			
0- 0	0- 0	0- 0	NEUTRAL	0- 0	0- 0	0- 0			

RPI 1-25				RPI 26-50				RPI 51-100				RPI 101+ Team's RPI: 259			
RPI	S	Opponent	Score	RPI	S	Opponent	Score	RPI	S	Opponent	Score	RPI	S	Opponent	Score
20	A	DePaul	67 93	44	A	Missouri St.	61 81	79	A	Creighton	59 66	105	A	Wichita St.	46 74
				44	H	Missouri St.	78 72	79	H	Creighton	64 80	105	H	Wichita St.	68 78
								92	A	Illinois St.	51 75	113	A	UT Martin	70 91
												134	A	Wright St.	59 61
												137	A	Indiana St.	66 72
												140	A	UNI	51 73
												140	H	UNI	66 70
												154	A	Drake	59 73
												154	H	Drake	63 59
												165	A	Bradley	50 66
												165	H	Bradley	59 72
												166	H	SIU Edwardsville	60 70
												192	A	Northern Ill.	50 53
												221	H	Loyola Chicago	44 66
												258	H	IUPUI	77 63
												282	A	Austin Peay	70 76
												300	A	Tennessee St.	89 68
												301	H	Murray St.	74 57
												303	A	Evansville	74 60
												303	H	Evansville	72 46
												331	H	Chicago St.	76 54
LAST 12 Division I GAMES:															
303	H	Evansville	72 46	140	A	UNI	51 73								
44	A	Missouri St.	61 81	303	A	Evansville	74 60								
105	A	Wichita St.	46 74	301	H	Murray St.	74 57								
79	H	Creighton	64 80	105	H	Wichita St.	68 78								
154	H	Drake	63 59	44	H	Missouri St.	78 72								
165	A	Bradley	50 66	79	A	Creighton	59 66								

Non-Div I Games:

Southern Ill.

■ Loss, 
 ■ Non-Conf, S Site, 
 ■ Home 
 ■ Away 
 N Neutral

Average RPI Win: <b>199</b>	WON-LOST	WINNING	LAST 12	STRENGTH OF	OPP. STRENGTH	TEAM	ADJ.	CONF.	ADJ CONF.
Average RPI Loss: <b>141</b>	RECORD	PCT. RANK	GAMES	SCHEDULE	OF SCHEDULE	RPI	RPI	RPI	RPI
DIV. I ONLY	<b>11- 16</b>	<b>228</b>	<b>6- 6</b>	<b>85</b>	<b>213</b>	<b>197</b>	<b>197</b>	<b>11</b>	<b>11</b>
DIV. I NON-CONF.	<b>5- 7</b>	<b>208</b>	<b>0- 0</b>	<b>107</b>	<b>315</b>	<b>221</b>	<b>221</b>	<b>12</b>	<b>12</b>
TOTALS	RPI 1-25	RPI 26-50	W-L RECORDS	RPI 51-100	RPI 101-150	RPI 150+			
11- 16	0- 1	0- 0	OVERALL	2- 2	1- 6	8- 7			
8- 7	0- 0	0- 0	HOME	1- 2	1- 3	6- 2			
2- 9	0- 1	0- 0	AWAY	1- 0	0- 3	1- 5			
1- 0	0- 0	0- 0	NEUTRAL	0- 0	0- 0	1- 0			
5- 7	0- 1	0- 0	NON-CONFERENCE	0- 0	0- 5	5- 1			
4- 3	0- 0	0- 0	HOME	0- 0	0- 3	4- 0			
0- 4	0- 1	0- 0	AWAY	0- 0	0- 2	0- 1			
1- 0	0- 0	0- 0	NEUTRAL	0- 0	0- 0	1- 0			
6- 9	0- 0	0- 0	CONFERENCE	2- 2	1- 1	3- 6			
4- 4	0- 0	0- 0	HOME	1- 2	1- 0	2- 2			
2- 5	0- 0	0- 0	AWAY	1- 0	0- 1	1- 4			
0- 0	0- 0	0- 0	NEUTRAL	0- 0	0- 0	0- 0			

RPI 1-25				RPI 26-50				RPI 51-100				RPI 101+ Team's RPI: 197			
RPI	S	Opponent	Score	RPI	S	Opponent	Score	RPI	S	Opponent	Score	RPI	S	Opponent	Score
10	A	Kentucky	71 <b>88</b>					64	H	UTEP	63 <b>70</b>	104	A	UAB	59 <b>65</b>
								73	H	Tulane	56 51	104	H	UAB	55 53
								76	A	Memphis	62 54	113	H	UT Martin	69 <b>88</b>
								76	H	Memphis	44 <b>85</b>	121	A	UALR	44 <b>70</b>
												128	A	Mississippi St.	57 <b>71</b>
												138	H	Florida A&M	68 <b>77</b>
												141	H	Stephen F. Austin	65 <b>66</b>
												158	A	Montana	64 <b>79</b>
												162	A	Tulsa	57 <b>68</b>
												172	A	Rice	43 <b>72</b>
												174	A	Marshall	44 <b>55</b>
												174	H	Marshall	63 55
												177	H	South Ala.	67 62
												188	A	UCF	47 <b>65</b>
												188	A	SMU	74 67
												188	H	UCF	60 <b>74</b>
												229	H	East Carolina	67 57
												239	H	La.-Monroe	77 74
												279	N	Idaho	63 62
												313	H	Jackson St.	70 55
												316	H	Houston	49 <b>56</b>
												340	H	Jacksonville St.	75 58
LAST 12 Division I GAMES:															
104	H	UAB	55 53	76	A	Memphis	62 54	104	A	UAB	59 <b>65</b>				
174	H	Marshall	63 55	64	H	UTEP	63 <b>70</b>	172	A	Rice	43 <b>72</b>				
73	H	Tulane	56 51	76	H	Memphis	44 <b>85</b>	76	H	Memphis	44 <b>85</b>				
188	H	UCF	60 <b>74</b>	188	A	UCF	47 <b>65</b>								
188	A	SMU	74 67												
229	H	East Carolina	67 57												

Non-Div I Games: William Carey 62 46

Southern Miss.

■ Loss, 
 ■ Non-Conf, S Site, 
 ■ Home 
 ■ Away 
 N Neutral



Average RPI Win:	270	WON-LOST	WINNING	LAST 12	STRENGTH OF	OPP. STRENGTH	TEAM	ADJ.	CONF.	ADJ CONF.
Average RPI Loss:	180	RECORD	PCT. RANK	GAMES	SCHEDULE	OF SCHEDULE	RPI	RPI	RPI	RPI
DIV. I ONLY	11- 11	163	8- 4	304	339	210	210	32	32	
DIV. I NON-CONF.	0- 6	337	0- 0	87	197	312	312	32	32	
TOTALS	RPI 1-25	RPI 26-50	W-L RECORDS	RPI 51-100	RPI 101-150	RPI 150+				
11- 11	0- 1	0- 0	OVERALL	0- 2	1- 1	10- 7				
6- 2	0- 0	0- 0	HOME	0- 0	1- 0	5- 2				
5- 9	0- 1	0- 0	AWAY	0- 2	0- 1	5- 5				
0- 0	0- 0	0- 0	NEUTRAL	0- 0	0- 0	0- 0				
0- 6	0- 1	0- 0	NON-CONFERENCE	0- 2	0- 0	0- 3				
0- 1	0- 0	0- 0	HOME	0- 0	0- 0	0- 1				
0- 5	0- 1	0- 0	AWAY	0- 2	0- 0	0- 2				
0- 0	0- 0	0- 0	NEUTRAL	0- 0	0- 0	0- 0				
11- 5	0- 0	0- 0	CONFERENCE	0- 0	1- 1	10- 4				
6- 1	0- 0	0- 0	HOME	0- 0	1- 0	5- 1				
5- 4	0- 0	0- 0	AWAY	0- 0	0- 1	5- 3				
0- 0	0- 0	0- 0	NEUTRAL	0- 0	0- 0	0- 0				

RPI 1-25				RPI 26-50				RPI 51-100				RPI 101+ Team's RPI: 210			
RPI	S	Opponent	Score	RPI	S	Opponent	Score	RPI	S	Opponent	Score	RPI	S	Opponent	Score
22	A	Ohio St.	49 83					73	A	Tulane	59 66	148	A	Mississippi Val.	61 78
								95	A	Washington	56 64	148	H	Mississippi Val.	63 59
												171	H	Lamar	62 70
												177	A	South Ala.	44 57
												184	A	Alabama A&M	62 67
												184	H	Alabama A&M	51 32
												219	A	Grambling	59 60
												219	H	Grambling	72 67
												268	A	Alcorn St.	35 32
												268	H	Alcorn St.	67 62
												275	A	Alabama St.	39 52
												275	H	Alabama St.	71 51
												283	A	Prairie View	58 53
												306	A	La.-Lafayette	49 60
												313	A	Jackson St.	65 60
												313	H	Jackson St.	42 49
												337	A	Ark.-Pine Bluff	81 62
												337	H	Ark.-Pine Bluff	62 48
												339	A	Texas Southern	49 39
LAST 12 Division I GAMES:															
268	A	Alcorn St.	35 32	219	A	Grambling	59 60								
275	A	Alabama St.	39 52	268	H	Alcorn St.	67 62								
184	A	Alabama A&M	62 67	275	H	Alabama St.	71 51								
148	H	Mississippi Val.	63 59	184	H	Alabama A&M	51 32								
337	H	Ark.-Pine Bluff	62 48	148	A	Mississippi Val.	61 78								
313	A	Jackson St.	65 60	337	A	Ark.-Pine Bluff	81 62								

Non-Div I Games: Dillard 66 47

Southern U.

## Southern Utah

Through Games Of Sunday, February 26, 2012

Average RPI Win:	296	WON-LOST	WINNING	LAST 12	STRENGTH OF	OPP. STRENGTH	TEAM	ADJ.	CONF.	ADJ CONF.
Average RPI Loss:	162	RECORD	PCT. RANK	GAMES	SCHEDULE	OF SCHEDULE	RPI	RPI	RPI	RPI
DIV. I ONLY	5- 23	316	2- 10	178	258	310	310	19	19	
DIV. I NON-CONF.	3- 7	262	0- 0	97	324	195	195	11	11	
TOTALS	RPI 1-25	RPI 26-50	W-L RECORDS	RPI 51-100	RPI 101-150	RPI 150+				
5- 23	0- 1	0- 1	OVERALL	0- 5	0- 5	5- 11				
3- 8	0- 0	0- 0	HOME	0- 2	0- 2	3- 4				
2- 14	0- 1	0- 1	AWAY	0- 3	0- 3	2- 6				
0- 1	0- 0	0- 0	NEUTRAL	0- 0	0- 0	0- 1				
3- 7	0- 1	0- 1	NON-CONFERENCE	0- 1	0- 1	3- 3				
1- 1	0- 0	0- 0	HOME	0- 0	0- 0	1- 1				
2- 5	0- 1	0- 1	AWAY	0- 1	0- 1	2- 1				
0- 1	0- 0	0- 0	NEUTRAL	0- 0	0- 0	0- 1				
2- 16	0- 0	0- 0	CONFERENCE	0- 4	0- 4	2- 8				
2- 7	0- 0	0- 0	HOME	0- 2	0- 2	2- 3				
0- 9	0- 0	0- 0	AWAY	0- 2	0- 2	0- 5				
0- 0	0- 0	0- 0	NEUTRAL	0- 0	0- 0	0- 0				

RPI 1-25				RPI 26-50				RPI 51-100				RPI 101+ Team's RPI: 310			
RPI	S	Opponent	Score	RPI	S	Opponent	Score	RPI	S	Opponent	Score	RPI	S	Opponent	Score
22	A	Ohio St.	50 88	50	A	BYU	49 82	56	A	Oregon St.	40 90	103	A	Oral Roberts	59 109
								60	A	South Dakota St.	43 65	103	H	Oral Roberts	47 54
								60	H	South Dakota St.	50 66	114	A	Utah	60 74
								90	A	South Dakota	69 81	147	A	UMKC	61 81
								90	H	South Dakota	40 68	147	H	UMKC	46 64
												173	A	Santa Clara	78 79
												225	N	North Dakota	61 62
												233	A	Oakland	45 59
												233	H	Oakland	60 64
												246	A	North Dakota St.	56 74
												246	H	North Dakota St.	68 80
												254	A	Western Ill.	70 82
												254	H	Western Ill.	70 76
												258	A	IUPUI	49 56
												258	H	IUPUI	58 48
												271	H	San Jose St.	68 70
												288	A	IPFW	60 70
												288	H	IPFW	80 68
												304	A	Utah Valley	60 59
												304	H	Utah Valley	80 65
												327	A	New Mexico St.	58 57
LAST 12 Division I GAMES:															
				103	H	Oral Roberts	47 54					60	A	South Dakota St.	43 65
				288	A	IPFW	60 70					147	H	UMKC	46 64
				233	A	Oakland	45 59					90	H	South Dakota	40 68
				254	H	Western Ill.	70 76					233	H	Oakland	60 64
				258	H	IUPUI	58 48					288	H	IPFW	80 68
				246	A	North Dakota St.	56 74					258	A	IUPUI	49 56

Non-Div I Games: Westminster (UT) 59 57

Southern Utah

Loss, Non-Conf, S Site, H Home A Away N Neutral

Average RPI Win:	167	WON-LOST	WINNING	LAST 12	STRENGTH OF	OPP. STRENGTH	TEAM	ADJ.	CONF.	ADJ CONF.
Average RPI Loss:	21	RECORD	PCT. RANK	GAMES	SCHEDULE	OF SCHEDULE	RPI	RPI	RPI	RPI
DIV. I ONLY	27- 2	5	12- 0	136	89	23	23	9	9	
DIV. I NON-CONF.	13- 2	19	0- 0	170	58	47	47	9	9	
TOTALS	RPI 1-25	RPI 26-50	W-L RECORDS	RPI 51-100	RPI 101-150	RPI 150+				
27- 2	1- 1	4- 1	OVERALL	5- 0	2- 0	15- 0				
13- 1	0- 1	2- 0	HOME	3- 0	0- 0	8- 0				
13- 0	1- 0	2- 0	AWAY	2- 0	2- 0	6- 0				
1- 1	0- 0	0- 1	NEUTRAL	0- 0	0- 0	1- 0				
13- 2	1- 1	2- 1	NON-CONFERENCE	1- 0	0- 0	9- 0				
6- 1	0- 1	1- 0	HOME	1- 0	0- 0	4- 0				
6- 0	1- 0	1- 0	AWAY	0- 0	0- 0	4- 0				
1- 1	0- 0	0- 1	NEUTRAL	0- 0	0- 0	1- 0				
14- 0	0- 0	2- 0	CONFERENCE	4- 0	2- 0	6- 0				
7- 0	0- 0	1- 0	HOME	2- 0	0- 0	4- 0				
7- 0	0- 0	1- 0	AWAY	2- 0	2- 0	2- 0				
0- 0	0- 0	0- 0	NEUTRAL	0- 0	0- 0	0- 0				

RPI 1-25				Team's RPI: 23		RPI 26-50				RPI 51-100				RPI 101+					
RPI	S	Opponent	Score		RPI	S	Opponent	Score		RPI	S	Opponent	Score		RPI	S	Opponent	Score	
7	H	Delaware	49	61	35	N	Villanova	44	55	51	A	Temple	74	65	115	A	Charlotte	68	63
14	A	St. John's (NY)	64	58	40	A	Dayton	56	55	61	H	Saint Joseph's	68	61	145	A	La Salle	75	57
					41	A	West Virginia	56	48	71	H	Sacred Heart	67	63	187	H	Xavier	66	48
					43	H	Marist	67	56	75	A	Duquesne	58	53	201	H	Fordham	52	45
					47	H	Richmond	75	59	75	H	Duquesne	61	53	206	H	Indiana	65	45
															213	H	Buffalo	76	45
															223	H	Niagara	63	49
															224	A	Canisius	74	58
															231	A	Binghamton	49	34
															235	H	George Washington	80	69
															249	H	Saint Louis	64	52
															256	A	Massachusetts	69	54
															286	N	Norfolk St.	58	44
															292	H	Morgan St.	79	55
															298	A	Kent St.	60	51
															307	A	Colgate	68	49
															312	A	Rhode Island	58	32
LAST 12 Division I GAMES:																			
312	A	Rhode Island	58	32	75	A	Duquesne	58	53										
201	H	Fordham	52	45	145	A	La Salle	75	57										
187	H	Xavier	66	48	61	H	Saint Joseph's	68	61										
40	A	Dayton	56	55	115	A	Charlotte	68	63										
256	A	Massachusetts	69	54	47	H	Richmond	75	59										
235	H	George Washington	80	69	249	H	Saint Louis	64	52										

Non-Div I Games:

St. Bonaventure

Average RPI Win:	263	WON-LOST	WINNING	LAST 12	STRENGTH OF	OPP. STRENGTH	TEAM	ADJ.	CONF.	ADJ CONF.
Average RPI Loss:	183	RECORD	PCT. RANK	GAMES	SCHEDULE	OF SCHEDULE	RPI	RPI	RPI	RPI
DIV. I ONLY	4- 24	327	3- 9	224	279	324	324	15	15	
DIV. I NON-CONF.	1- 10	328	0- 0	302	332	340	340	22	22	
TOTALS	RPI 1-25	RPI 26-50	W-L RECORDS	RPI 51-100	RPI 101-150	RPI 150+				
4- 24	0- 0	0- 0	OVERALL	0- 5	1- 4	3- 15				
2- 12	0- 0	0- 0	HOME	0- 2	0- 2	2- 8				
2- 12	0- 0	0- 0	AWAY	0- 3	1- 2	1- 7				
0- 0	0- 0	0- 0	NEUTRAL	0- 0	0- 0	0- 0				
1- 10	0- 0	0- 0	NON-CONFERENCE	0- 1	0- 2	1- 7				
1- 4	0- 0	0- 0	HOME	0- 0	0- 1	1- 3				
0- 6	0- 0	0- 0	AWAY	0- 1	0- 1	0- 4				
0- 0	0- 0	0- 0	NEUTRAL	0- 0	0- 0	0- 0				
3- 14	0- 0	0- 0	CONFERENCE	0- 4	1- 2	2- 8				
1- 8	0- 0	0- 0	HOME	0- 2	0- 1	1- 5				
2- 6	0- 0	0- 0	AWAY	0- 2	1- 1	1- 3				
0- 0	0- 0	0- 0	NEUTRAL	0- 0	0- 0	0- 0				

RPI 1-25			RPI 26-50			RPI 51-100			RPI 101+			Team's RPI: 324					
RPI	S	Opponent	Score	RPI	S	Opponent	Score	RPI	S	Opponent	Score	RPI	S	Opponent	Score		
								68	A	Quinnipiac	41	64	101	H	Fairfield	30	53
								68	H	Quinnipiac	43	59	119	A	LIU Brooklyn	53	66
								71	A	Sacred Heart	33	62	119	H	LIU Brooklyn	53	60
								71	H	Sacred Heart	53	57	125	A	Yale	41	72
								85	A	Albany (NY)	34	50	150	A	Robert Morris	70	62
													156	H	Monmouth	44	53
													161	A	Saint Francis (PA)	51	60
													183	A	Manhattan	37	50
													193	A	Mt. St. Mary's	48	70
													193	H	Mt. St. Mary's	46	49
													217	H	Central Conn. St.	51	67
													235	A	Fairleigh Dickinson	62	47
													235	H	Fairleigh Dickinson	60	70
													238	H	Bryant	45	55
													248	A	Penn	61	70
													255	H	Army	43	59
													258	A	IUPUI	56	75
													277	H	Rider	48	68
													308	H	Lafayette	33	46
													320	A	Delaware St.	66	73
													333	H	Columbia	48	44
													334	A	Wagner	45	49
													334	H	Wagner	48	34
LAST 12 Division I GAMES:																	
235	A	Fairleigh Dickinson	62	47	238	H	Bryant	45	55								
68	A	Quinnipiac	41	64	161	A	Saint Francis (PA)	51	60								
71	H	Sacred Heart	53	57	150	A	Robert Morris	70	62								
119	H	LIU Brooklyn	53	60	193	H	Mt. St. Mary's	46	49								
119	A	LIU Brooklyn	53	66	334	H	Wagner	48	34								
217	H	Central Conn. St.	51	67	156	H	Monmouth	44	53								

Non-Div I Games:

St. Francis (NY)

■ Loss, 
 ■ Non-Conf, 
 ■ S Site, 
 ■ H Home 
 ■ A Away 
 N Neutral

Average RPI Win:	99	WON-LOST	WINNING	LAST 12	STRENGTH OF	OPP. STRENGTH	TEAM	ADJ.	CONF.	ADJ CONF.
Average RPI Loss:	49	RECORD	PCT. RANK	GAMES	SCHEDULE	OF SCHEDULE	RPI	RPI	RPI	RPI
DIV. I ONLY	20- 8	58	10- 2	8	21	14	14	2	2	
DIV. I NON-CONF.	8- 5	107	0- 0	8	73	48	48	2	2	
TOTALS	RPI 1-25	RPI 26-50	W-L RECORDS	RPI 51-100	RPI 101-150	RPI 150+				
20- 8	4- 4	2- 1	OVERALL	8- 1	2- 2	4- 0				
13- 3	2- 2	2- 0	HOME	5- 0	2- 1	2- 0				
6- 3	2- 1	0- 0	AWAY	2- 1	0- 1	2- 0				
1- 2	0- 1	0- 1	NEUTRAL	1- 0	0- 0	0- 0				
8- 5	0- 2	0- 1	NON-CONFERENCE	5- 1	1- 1	2- 0				
7- 1	0- 1	0- 0	HOME	4- 0	1- 0	2- 0				
0- 2	0- 0	0- 0	AWAY	0- 1	0- 1	0- 0				
1- 2	0- 1	0- 1	NEUTRAL	1- 0	0- 0	0- 0				
12- 3	4- 2	2- 0	CONFERENCE	3- 0	1- 1	2- 0				
6- 2	2- 1	2- 0	HOME	1- 0	1- 1	0- 0				
6- 1	2- 1	0- 0	AWAY	2- 0	0- 0	2- 0				
0- 0	0- 0	0- 0	NEUTRAL	0- 0	0- 0	0- 0				

RPI 1-25				RPI 26-50				RPI 51-100				RPI 101+			
RPI	S	Opponent	Score	RPI	S	Opponent	Score	RPI	S	Opponent	Score	RPI	S	Opponent	Score
1	N	Baylor	59 73	35	H	Villanova	69 49	51	N	Temple	59 53	109	H	Providence	57 41
3	A	Connecticut	57 56	36	N	Iowa	52 60	52	A	Hofstra	82 93	120	A	Harvard	56 63
4	H	Notre Dame	56 71	41	H	West Virginia	63 54	66	H	Howard	63 48	135	H	Marquette	55 63
13	A	Rutgers	61 52					67	H	Boston U.	75 38	145	H	La Salle	66 45
13	H	Rutgers	62 57					76	H	Memphis	64 60	170	A	Seton Hall	55 25
18	H	Louisville	72 64					87	H	South Fla.	67 57	196	A	Pittsburgh	66 51
20	A	DePaul	52 69					91	H	Hartford	70 45	283	H	Prairie View	66 50
23	H	St. Bonaventure	58 64					94	A	Syracuse	70 58	334	H	Wagner	54 34
								96	A	Cincinnati	51 34				
LAST 12 Division I GAMES:															
				35	H	Villanova	69 49	196	A	Pittsburgh	66 51				
				41	H	West Virginia	63 54	4	H	Notre Dame	56 71				
				3	A	Connecticut	57 56	96	A	Cincinnati	51 34				
				13	A	Rutgers	61 52	13	H	Rutgers	62 57				
				87	H	South Fla.	67 57	135	H	Marquette	55 63				
				170	A	Seton Hall	55 25	94	A	Syracuse	70 58				

Non-Div I Games:

St. John's (NY)

■ Loss, 
 ■ Non-Conf, 
 ■ S Site, 
 ■ H Home 
 ■ A Away 
 N Neutral

St. Mary's (CA)

Through Games Of Sunday, February 26, 2012

Average RPI Win:	154	WON-LOST	WINNING	LAST 12	STRENGTH OF	OPP. STRENGTH	TEAM	ADJ.	CONF.	ADJ CONF.
Average RPI Loss:	90	RECORD	PCT. RANK	GAMES	SCHEDULE	OF SCHEDULE	RPI	RPI	RPI	RPI
DIV. I ONLY	19- 9	76	8- 4	63	86	53	53	8	8	
DIV. I NON-CONF.	8- 4	88	0- 0	30	54	39	39	8	8	
TOTALS	RPI 1-25	RPI 26-50	W-L RECORDS	RPI 51-100	RPI 101-150	RPI 150+				
19- 9	1- 2	1- 2	OVERALL	1- 3	6- 0	10- 2				
9- 4	0- 1	1- 1	HOME	0- 2	2- 0	6- 0				
9- 5	1- 1	0- 1	AWAY	1- 1	4- 0	3- 2				
1- 0	0- 0	0- 0	NEUTRAL	0- 0	0- 0	1- 0				
8- 4	0- 1	0- 1	NON-CONFERENCE	1- 1	4- 0	3- 1				
3- 2	0- 0	0- 1	HOME	0- 1	1- 0	2- 0				
4- 2	0- 1	0- 0	AWAY	1- 0	3- 0	0- 1				
1- 0	0- 0	0- 0	NEUTRAL	0- 0	0- 0	1- 0				
11- 5	1- 1	1- 1	CONFERENCE	0- 2	2- 0	7- 1				
6- 2	0- 1	1- 0	HOME	0- 1	1- 0	4- 0				
5- 3	1- 0	0- 1	AWAY	0- 1	1- 0	3- 1				
0- 0	0- 0	0- 0	NEUTRAL	0- 0	0- 0	0- 0				

RPI 1-25				RPI 26-50				RPI 51-100				Team's RPI: 53	RPI 101+			
RPI	S	Opponent	Score	RPI	S	Opponent	Score	RPI	S	Opponent	Score		RPI	S	Opponent	Score
20	A	DePaul	68 96	26	H	California	55 65	56	A	Oregon St.	81 61		117	H	UC Davis	75 58
24	A	Gonzaga	66 63	50	A	BYU	47 83	68	H	Quinnipiac	67 69		130	A	Pacific	68 67
24	H	Gonzaga	70 75	50	H	BYU	54 48	72	A	San Diego	59 74		131	A	Pepperdine	63 60
								72	H	San Diego	60 77		131	H	Pepperdine	56 43
													136	A	Oregon	72 62
													143	A	Seattle	71 70
													152	H	Cal Poly	65 62
													158	N	Montana	67 65
													173	A	Santa Clara	57 47
													173	H	Santa Clara	72 52
													182	A	Portland	75 71
													182	H	Portland	75 58
													207	H	Virginia Tech	60 47
													214	A	UC Santa Barbara	52 61
													257	A	Loyola Marymount	82 72
													257	H	Loyola Marymount	61 56
													267	A	San Francisco	64 66
													267	H	San Francisco	64 42
LAST 12 Division I GAMES:																
131	A	Pepperdine	63 60	24	H	Gonzaga	70 75									
72	A	San Diego	59 74	173	H	Santa Clara	72 52									
257	H	Loyola Marymount	61 56	267	A	San Francisco	64 66									
173	A	Santa Clara	57 47	131	H	Pepperdine	56 43									
182	H	Portland	75 58	24	A	Gonzaga	66 63									
50	A	BYU	47 83	182	A	Portland	75 71									

Non-Div I Games: William Jessup 82 43

St. Mary's (CA)

Loss, Non-Conf, S Site, H Home A Away N Neutral

Team Record				Through Games Of Sunday, February 10, 1911						
Average RPI Win:	94	WON-LOST	WINNING	LAST 12	STRENGTH OF	OPP. STRENGTH	TEAM	ADJ.	CONF.	ADJ CONF.
Average RPI Loss:	3	RECORD	PCT. RANK	GAMES	SCHEDULE	OF SCHEDULE	RPI	RPI	RPI	RPI
DIV. I ONLY	26- 1	2	12- 0	14	14	2	2	4	4	
DIV. I NON-CONF.	9- 1	16	0- 0	11	4	3	3	5	5	
-----										
TOTALS	RPI 1-25	RPI 26-50		W-L RECORDS		RPI 51-100	RPI 101-150	RPI 150+		
26- 1	2- 1	6- 0		OVERALL		6- 0	8- 0	4- 0		
15- 0	2- 0	4- 0		HOME		2- 0	5- 0	2- 0		
11- 1	0- 1	2- 0		AWAY		4- 0	3- 0	2- 0		
0- 0	0- 0	0- 0		NEUTRAL		0- 0	0- 0	0- 0		
9- 1	2- 1	1- 0		NON-CONFERENCE		2- 0	1- 0	3- 0		
6- 0	2- 0	1- 0		HOME		0- 0	1- 0	2- 0		
3- 1	0- 1	0- 0		AWAY		2- 0	0- 0	1- 0		
0- 0	0- 0	0- 0		NEUTRAL		0- 0	0- 0	0- 0		
17- 0	0- 0	5- 0		CONFERENCE		4- 0	7- 0	1- 0		
9- 0	0- 0	3- 0		HOME		2- 0	4- 0	0- 0		
8- 0	0- 0	2- 0		AWAY		2- 0	3- 0	1- 0		
0- 0	0- 0	0- 0		NEUTRAL		0- 0	0- 0	0- 0		

RPI	S	Opponent	Score	RPI	S	Opponent	Score	RPI	S	Opponent	Score	RPI	S	Opponent	Score
3	A	Connecticut	58 68	26	H	California	74 71	55	A	Texas	72 59	114	A	Utah	62 43
5	H	Tennessee	97 80	31	A	Southern California	61 53	56	A	Oregon St.	78 45	114	H	Utah	69 42
24	H	Gonzaga	76 61	31	H	Southern California	69 52	56	H	Oregon St.	67 60	116	A	Colorado	80 54
				34	H	Princeton	85 66	63	A	Fresno St.	93 59	116	H	Colorado	68 46
				48	A	UCLA	77 50	70	A	Arizona St.	62 49	117	H	UC Davis	93 44
				48	H	UCLA	82 59	95	H	Washington	65 47	123	H	Washington St.	75 41
												136	A	Oregon	81 46
												136	H	Oregon	93 70
												157	A	Arizona	91 51
												187	A	Xavier	80 64
												203	H	Old Dominion	97 48
												289	H	CSU Bakersfield	90 48
LAST 12 Division I GAMES:															
114	H	Utah	69 42	157	A	Arizona	91 51								
116	H	Colorado	68 46	70	A	Arizona St.	62 49								
136	A	Oregon	81 46	26	H	California	74 71								
56	A	Oregon St.	78 45	95	H	Washington	65 47								
48	H	UCLA	82 59	123	H	Washington St.	75 41								
31	H	Southern California	69 52	116	A	Colorado	80 54								

Non-Div I Games:

Stanford

Average RPI Win:	233	WON-LOST	WINNING	LAST 12	STRENGTH OF	OPP. STRENGTH	TEAM	ADJ.	CONF.	ADJ CONF.
Average RPI Loss:	208	RECORD	PCT. RANK	GAMES	SCHEDULE	OF SCHEDULE	RPI	RPI	RPI	RPI
DIV. I ONLY	18- 7	56	8- 4	326	265	141	141	24	24	
DIV. I NON-CONF.	8- 3	73	0- 0	314	191	126	126	27	27	
TOTALS	RPI 1-25	RPI 26-50	W-L RECORDS	RPI 51-100	RPI 101-150	RPI 150+				
18- 7	0- 0	0- 1	OVERALL	2- 0	0- 0	16- 6				
8- 2	0- 0	0- 0	HOME	2- 0	0- 0	6- 2				
9- 5	0- 0	0- 1	AWAY	0- 0	0- 0	9- 4				
1- 0	0- 0	0- 0	NEUTRAL	0- 0	0- 0	1- 0				
8- 3	0- 0	0- 1	NON-CONFERENCE	0- 0	0- 0	8- 2				
2- 1	0- 0	0- 0	HOME	0- 0	0- 0	2- 1				
5- 2	0- 0	0- 1	AWAY	0- 0	0- 0	5- 1				
1- 0	0- 0	0- 0	NEUTRAL	0- 0	0- 0	1- 0				
10- 4	0- 0	0- 0	CONFERENCE	2- 0	0- 0	8- 4				
6- 1	0- 0	0- 0	HOME	2- 0	0- 0	4- 1				
4- 3	0- 0	0- 0	AWAY	0- 0	0- 0	4- 3				
0- 0	0- 0	0- 0	NEUTRAL	0- 0	0- 0	0- 0				

RPI 1-25				RPI 26-50				RPI 51-100				RPI 101+				Team's RPI: 141	
RPI	S	Opponent	Score	RPI	S	Opponent	Score	RPI	S	Opponent	Score	RPI	S	Opponent	Score		
				28	A	Arkansas	46 61	78	H	Central Ark.	54 45	160	A	Sam Houston St.	69 67		
								99	H	McNeese St.	66 58	162	A	Tulsa	53 72		
												171	H	Lamar	61 51		
												172	H	Rice	68 64		
												188	A	SMU	66 60		
												197	A	Southern Miss.	66 65		
												216	A	Nicholls St.	63 64		
												218	H	Arkansas St.	64 69		
												219	H	Grambling	71 53		
												226	A	Texas St.	87 95		
												226	H	Texas St.	81 59		
												239	A	La.-Monroe	68 58		
												264	A	Tex.-Pan American	69 58		
												291	A	UTSA	46 50		
												291	H	UTSA	73 64		
												294	N	Ga. Southern	49 40		
												296	A	Southeastern La.	69 61		
												314	A	Texas-Arlington	59 54		
												314	H	Texas-Arlington	61 69		
LAST 12 Division I GAMES:																	
				326	A	A&M-Corpus Christi	72 60	99	H	McNeese St.	66 58						
				171	H	Lamar	61 51	226	A	Texas St.	87 95						
				226	H	Texas St.	81 59	326	H	A&M-Corpus Christi	69 57						
				314	A	Texas-Arlington	59 54	160	A	Sam Houston St.	69 67						
				291	H	UTSA	73 64	314	H	Texas-Arlington	61 69						
				216	A	Nicholls St.	63 64	291	A	UTSA	46 50						

Non-Div I Games: Wiley 59 57 St. Edward's 78 50

Stephen F. Austin

Loss, Non-Conf, S Site, H Home A Away N Neutral



Average RPI Win:	255	WON-LOST	WINNING	LAST 12	STRENGTH OF	OPP. STRENGTH	TEAM	ADJ.	CONF.	ADJ CONF.
Average RPI Loss:	177	RECORD	PCT. RANK	GAMES	SCHEDULE	OF SCHEDULE	RPI	RPI	RPI	RPI
DIV. I ONLY	20- 9	70	6- 6	295	309	129	129	30	30	
DIV. I NON-CONF.	8- 3	73	0- 0	167	219	65	65	30	30	
TOTALS	RPI 1-25	RPI 26-50	W-L RECORDS	RPI 51-100	RPI 101-150	RPI 150+				
20- 9	0- 0	0- 1	OVERALL	1- 3	0- 0	19- 5				
11- 1	0- 0	0- 0	HOME	1- 1	0- 0	10- 0				
7- 8	0- 0	0- 1	AWAY	0- 2	0- 0	7- 5				
2- 0	0- 0	0- 0	NEUTRAL	0- 0	0- 0	2- 0				
8- 3	0- 0	0- 1	NON-CONFERENCE	1- 1	0- 0	7- 1				
3- 0	0- 0	0- 0	HOME	1- 0	0- 0	2- 0				
3- 3	0- 0	0- 1	AWAY	0- 1	0- 0	3- 1				
2- 0	0- 0	0- 0	NEUTRAL	0- 0	0- 0	2- 0				
12- 6	0- 0	0- 0	CONFERENCE	0- 2	0- 0	12- 4				
8- 1	0- 0	0- 0	HOME	0- 1	0- 0	8- 0				
4- 5	0- 0	0- 0	AWAY	0- 1	0- 0	4- 4				
0- 0	0- 0	0- 0	NEUTRAL	0- 0	0- 0	0- 0				

[illegible]

Non-Div I Games:	Palm Beach Atl.	63	52
------------------	-----------------	----	----

Stetson

Loss, Non-Conf, S Site, H Home A Away N Neutral

Average RPI Win: <b>239</b>	WON-LOST	WINNING	LAST 12	STRENGTH OF	OPP. STRENGTH	TEAM	ADJ.	CONF.	ADJ CONF.
Average RPI Loss: <b>165</b>	RECORD	PCT. RANK	GAMES	SCHEDULE	OF SCHEDULE	RPI	RPI	RPI	RPI
DIV. I ONLY	4- 25	328	0- 12	160	247	319	319	16	16
DIV. I NON-CONF.	3- 10	283	0- 0	158	277	297	297	15	15
TOTALS	RPI 1-25	RPI 26-50	W-L RECORDS	RPI 51-100	RPI 101-150	RPI 150+			
4- 25	0- 1	0- 0	OVERALL	0- 7	1- 2	3- 15			
3- 11	0- 0	0- 0	HOME	0- 3	1- 1	2- 7			
1- 14	0- 1	0- 0	AWAY	0- 4	0- 1	1- 8			
0- 0	0- 0	0- 0	NEUTRAL	0- 0	0- 0	0- 0			
3- 10	0- 1	0- 0	NON-CONFERENCE	0- 1	1- 2	2- 6			
3- 3	0- 0	0- 0	HOME	0- 0	1- 1	2- 2			
0- 7	0- 1	0- 0	AWAY	0- 1	0- 1	0- 4			
0- 0	0- 0	0- 0	NEUTRAL	0- 0	0- 0	0- 0			
1- 15	0- 0	0- 0	CONFERENCE	0- 6	0- 0	1- 9			
0- 8	0- 0	0- 0	HOME	0- 3	0- 0	0- 5			
1- 7	0- 0	0- 0	AWAY	0- 3	0- 0	1- 4			
0- 0	0- 0	0- 0	NEUTRAL	0- 0	0- 0	0- 0			

RPI 1-25				RPI 26-50				RPI 51-100				RPI 101+ Team's RPI: 319			
RPI	S	Opponent	Score	RPI	S	Opponent	Score	RPI	S	Opponent	Score	RPI	S	Opponent	Score
22	A	Ohio St.	37 <b>84</b>					67	A	Boston U.	31 <b>56</b>	101	A	Fairfield	34 <b>42</b>
								67	H	Boston U.	34 <b>69</b>	119	H	LIU Brooklyn	59 <b>66</b>
								71	A	Sacred Heart	33 <b>55</b>	150	H	Robert Morris	42 <b>40</b>
								85	A	Albany (NY)	47 <b>57</b>	151	A	UMBC	47 <b>73</b>
								85	H	Albany (NY)	32 <b>57</b>	151	H	UMBC	51 <b>63</b>
								91	A	Hartford	44 <b>63</b>	168	H	George Mason	50 <b>54</b>
								91	H	Hartford	42 <b>49</b>	170	A	Seton Hall	30 <b>65</b>
												185	A	New Hampshire	53 <b>63</b>
												185	H	New Hampshire	46 <b>63</b>
												201	H	Fordham	37 <b>41</b>
												231	A	Binghamton	46 <b>55</b>
												231	H	Binghamton	32 <b>44</b>
												235	A	Fairleigh Dickinson	48 <b>51</b>
												237	A	Iona	48 <b>52</b>
												240	H	Youngstown St.	54 <b>47</b>
												274	A	Vermont	54 <b>47</b>
												274	H	Vermont	36 <b>63</b>
												277	A	Rider	41 <b>53</b>
												292	H	Morgan St.	65 <b>48</b>
												318	A	Maine	40 <b>45</b>
												318	H	Maine	44 <b>57</b>
LAST 12 Division I GAMES:															
318	A	Maine	40 <b>45</b>	231	A	Binghamton	46 <b>55</b>								
91	H	Hartford	42 <b>49</b>	274	H	Vermont	36 <b>63</b>								
185	H	New Hampshire	46 <b>63</b>	91	A	Hartford	44 <b>63</b>								
67	A	Boston U.	31 <b>56</b>	318	H	Maine	44 <b>57</b>								
151	H	UMBC	51 <b>63</b>	185	A	New Hampshire	53 <b>63</b>								
85	A	Albany (NY)	47 <b>57</b>	67	H	Boston U.	34 <b>69</b>								

Non-Div I Games:

Average RPI Win:	191	WON-LOST	WINNING	LAST 12	STRENGTH OF	OPP. STRENGTH	TEAM	ADJ.	CONF.	ADJ CONF.
Average RPI Loss:	37	RECORD	PCT. RANK	GAMES	SCHEDULE	OF SCHEDULE	RPI	RPI	RPI	RPI
DIV. I ONLY	17- 12	119	5- 7	72	53	94	94	2	2	
DIV. I NON-CONF.	11- 3	45	0- 0	259	186	101	101	2	2	
TOTALS	RPI 1-25	RPI 26-50	W-L RECORDS	RPI 51-100	RPI 101-150	RPI 150+				
17- 12	1- 8	0- 2	OVERALL	1- 1	3- 0	12- 1				
9- 6	0- 4	0- 1	HOME	1- 1	2- 0	6- 0				
6- 3	1- 3	0- 0	AWAY	0- 0	1- 0	4- 0				
2- 3	0- 1	0- 1	NEUTRAL	0- 0	0- 0	2- 1				
11- 3	0- 1	0- 1	NON-CONFERENCE	0- 0	1- 0	10- 1				
7- 0	0- 0	0- 0	HOME	0- 0	1- 0	6- 0				
2- 0	0- 0	0- 0	AWAY	0- 0	0- 0	2- 0				
2- 3	0- 1	0- 1	NEUTRAL	0- 0	0- 0	2- 1				
6- 9	1- 7	0- 1	CONFERENCE	1- 1	2- 0	2- 0				
2- 6	0- 4	0- 1	HOME	1- 1	1- 0	0- 0				
4- 3	1- 3	0- 0	AWAY	0- 0	1- 0	2- 0				
0- 0	0- 0	0- 0	NEUTRAL	0- 0	0- 0	0- 0				

RPI 1-25				RPI 26-50				RPI 51-100				Team's RPI: 94	RPI 101+			
RPI	S	Opponent	Score	RPI	S	Opponent	Score	RPI	S	Opponent	Score		RPI	S	Opponent	Score
3	H	Connecticut	54 <b>95</b>	41	H	West Virginia	72 <b>76</b>	87	H	South Fla.	76 61		109	A	Providence	80 54
4	H	Notre Dame	55 <b>74</b>	50	N	BYU	59 <b>83</b>	96	H	Cincinnati	54 <b>55</b>		135	H	Marquette	79 63
13	A	Rutgers	44 <b>55</b>										144	H	Coppin St.	56 50
14	H	St. John's (NY)	58 <b>70</b>										157	N	Arizona	74 <b>80</b>
15	N	Oklahoma	63 <b>82</b>										161	H	Saint Francis (PA)	88 45
16	A	Georgetown	42 <b>69</b>										170	A	Seton Hall	70 66
16	H	Georgetown	62 <b>65</b>										187	N	Xavier	70 67
18	A	Louisville	62 <b>89</b>										196	A	Pittsburgh	83 60
20	A	DePaul	81 65										213	H	Buffalo	79 59
													223	H	Niagara	81 30
													231	A	Binghamton	90 57
													250	A	Boise St.	70 47
													251	N	Ohio	81 70
													260	H	Long Beach St.	81 42
													307	H	Colgate	83 32
													308	H	Lafayette	74 54
LAST 12 Division I GAMES:																
16	H	Georgetown	62 <b>65</b>	109	A	Providence	80 54									
20	A	DePaul	81 65	96	H	Cincinnati	54 <b>55</b>									
135	H	Marquette	79 63	3	H	Connecticut	54 <b>95</b>									
18	A	Louisville	62 <b>89</b>	170	A	Seton Hall	70 66									
4	H	Notre Dame	55 <b>74</b>	16	A	Georgetown	42 <b>69</b>									
87	H	South Fla.	76 61	14	H	St. John's (NY)	58 <b>70</b>									

Non-Div I Games:

Syracuse

Average RPI Win: 242		WON-LOST	WINNING	LAST 12	STRENGTH OF	OPP. STRENGTH	TEAM	ADJ.	CONF.	ADJ CONF.
Average RPI Loss: 117		RECORD	PCT. RANK	GAMES	SCHEDULE	OF SCHEDULE	RPI	RPI	RPI	RPI
DIV. I ONLY		15- 13	151	8- 4	193	138	176	176	23	23
DIV. I NON-CONF.		7- 8	179	0- 0	213	63	218	218	23	23
TOTALS	RPI 1-25		RPI 26-50		W-L RECORDS		RPI 51-100		RPI 101-150	RPI 150+
15- 13	0- 3		0- 0		OVERALL		1- 3		0- 3	14- 4
10- 5	0- 1		0- 0		HOME		1- 1		0- 2	9- 1
4- 7	0- 2		0- 0		AWAY		0- 1		0- 1	4- 3
1- 1	0- 0		0- 0		NEUTRAL		0- 1		0- 0	1- 0
7- 8	0- 3		0- 0		NON-CONFERENCE		0- 2		0- 1	7- 2
5- 4	0- 1		0- 0		HOME		0- 1		0- 1	5- 1
1- 3	0- 2		0- 0		AWAY		0- 0		0- 0	1- 1
1- 1	0- 0		0- 0		NEUTRAL		0- 1		0- 0	1- 0
8- 5	0- 0		0- 0		CONFERENCE		1- 1		0- 2	7- 2
5- 1	0- 0		0- 0		HOME		1- 0		0- 1	4- 0
3- 4	0- 0		0- 0		AWAY		0- 1		0- 1	3- 2
0- 0	0- 0		0- 0		NEUTRAL		0- 0		0- 0	0- 0

RPI 1-25					
RPI	S	Opponent	Score		
6	H	Texas A&M	53	68	
15	A	Oklahoma	54	82	
17	A	Georgia	60	83	

RPI 26-50					
RPI	S	Opponent	Score		

RPI 51-100					
RPI	S	Opponent	Score		
91	N	Hartford	60	64	
98	H	North Carolina St.	79	85	
100	A	San Diego St.	46	61	
100	H	San Diego St.	58	39	

RPI 101+					
RPI	S	Opponent	Score		
108	A	UNLV	54	55	
108	H	UNLV	57	72	
120	H	Harvard	44	56	
160	H	Sam Houston St.	60	49	
162	H	Tulsa	60	43	
171	H	Lamar	73	59	
178	A	Colorado St.	59	61	
178	H	Colorado St.	79	71	
188	A	SMU	38	47	
201	N	Fordham	48	47	
232	A	Wyoming	54	64	
250	A	Boise St.	74	68	
250	H	Boise St.	73	69	
264	H	Tex.-Pan American	54	56	
291	H	UTSA	65	30	
294	A	New Mexico	63	52	
294	H	New Mexico	63	56	
311	A	Air Force	66	44	
311	H	Air Force	61	31	
316	A	Houston	80	35	
339	H	Texas Southern	66	38	

LAST 12 Division I GAMES:					
294	A	New Mexico	63	52	
311	H	Air Force	61	31	
250	H	Boise St.	73	69	
108	A	UNLV	54	55	
178	A	Colorado St.	59	61	
100	H	San Diego St.	58	39	
232	A	Wyoming	54	64	
294	H	New Mexico	63	56	
311	A	Air Force	66	44	
250	A	Boise St.	74	68	
108	H	UNLV	57	72	
178	H	Colorado St.	79	71	

Non-Div I Games:

TCU

■ Loss, ■ Non-Conf, S Site, H Home A Away N Neutral

Average RPI Win:	164	WON-LOST	WINNING	LAST 12	STRENGTH OF	OPP. STRENGTH	TEAM	ADJ.	CONF.	ADJ CONF.
Average RPI Loss:	39	RECORD	PCT. RANK	GAMES	SCHEDULE	OF SCHEDULE	RPI	RPI	RPI	RPI
DIV. I ONLY	20- 8	58	12- 0	76	62	51	51	9	9	
DIV. I NON-CONF.	7- 7	161	1- 0	73	3	116	116	9	9	
TOTALS	RPI 1-25	RPI 26-50	W-L RECORDS	RPI 51-100	RPI 101-150	RPI 150+				
20- 8	0- 6	3- 1	OVERALL	4- 0	3- 0	10- 1				
11- 3	0- 2	1- 1	HOME	3- 0	2- 0	5- 0				
9- 3	0- 2	2- 0	AWAY	1- 0	1- 0	5- 1				
0- 2	0- 2	0- 0	NEUTRAL	0- 0	0- 0	0- 0				
7- 7	0- 5	1- 1	NON-CONFERENCE	1- 0	1- 0	4- 1				
5- 2	0- 1	1- 1	HOME	1- 0	1- 0	2- 0				
2- 3	0- 2	0- 0	AWAY	0- 0	0- 0	2- 1				
0- 2	0- 2	0- 0	NEUTRAL	0- 0	0- 0	0- 0				
13- 1	0- 1	2- 0	CONFERENCE	3- 0	2- 0	6- 0				
6- 1	0- 1	0- 0	HOME	2- 0	1- 0	3- 0				
7- 0	0- 0	2- 0	AWAY	1- 0	1- 0	3- 0				
0- 0	0- 0	0- 0	NEUTRAL	0- 0	0- 0	0- 0				

RPI 1-25				RPI 26-50				RPI 51-100				RPI 101+			
RPI	S	Opponent	Score	RPI	S	Opponent	Score	RPI	S	Opponent	Score	RPI	S	Opponent	Score
6	N	Texas A&M	59 71	35	H	Villanova	47 56	61	A	Saint Joseph's	80 70	112	H	Auburn	73 57
9	H	Duke	54 65	40	A	Dayton	61 57	61	H	Saint Joseph's	75 65	115	H	Charlotte	65 55
13	A	Rutgers	50 71	47	A	Richmond	56 55	75	H	Duquesne	67 64	145	A	La Salle	71 44
14	N	St. John's (NY)	53 59	48	H	UCLA	59 53	93	H	Miami (OH)	70 36	187	A	Xavier	64 38
22	A	Ohio St.	66 70									192	A	Northern Ill.	52 58
23	H	St. Bonaventure	65 74									201	H	Fordham	69 51
												202	A	Northeastern	72 58
												235	H	George Washington	75 54
												248	H	Penn	72 47
												249	A	Saint Louis	66 50
												256	H	Massachusetts	77 50
												298	H	Kent St.	68 33
												299	A	Western Mich.	64 52
												312	A	Rhode Island	84 41
LAST 12 Division I GAMES:															
145	A	La Salle	71 44	201	H	Fordham	69 51								
61	H	Saint Joseph's	75 65	61	A	Saint Joseph's	80 70								
312	A	Rhode Island	84 41	115	H	Charlotte	65 55								
235	H	George Washington	75 54	187	A	Xavier	64 38								
256	H	Massachusetts	77 50	248	H	Penn	72 47								
249	A	Saint Louis	66 50	75	H	Duquesne	67 64								

Non-Div I Games:

Temple

## Tennessee

## Through Games Of Sunday, February 26, 2012

Average RPI Win:	70	WON-LOST	WINNING	LAST 12	STRENGTH OF	OPP. STRENGTH	TEAM	ADJ.	CONF.	ADJ CONF.
Average RPI Loss:	19	RECORD	PCT. RANK	GAMES	SCHEDULE	OF SCHEDULE	RPI	RPI	RPI	RPI
DIV. I ONLY	21- 8	50	8- 4	1	3	5	5	3	3	
DIV. I NON-CONF.	9- 4	87	0- 1	1	2	5	5	3	3	
TOTALS	RPI 1-25	RPI 26-50	W-L RECORDS	RPI 51-100	RPI 101-150	RPI 150+				
21- 8	7- 5	5- 3	OVERALL	2- 0	4- 0	3- 0				
12- 3	4- 1	3- 2	HOME	2- 0	2- 0	1- 0				
8- 5	2- 4	2- 1	AWAY	0- 0	2- 0	2- 0				
1- 0	1- 0	0- 0	NEUTRAL	0- 0	0- 0	0- 0				
9- 4	3- 3	2- 1	NON-CONFERENCE	2- 0	1- 0	1- 0				
6- 1	1- 1	1- 0	HOME	2- 0	1- 0	1- 0				
2- 3	1- 2	1- 1	AWAY	0- 0	0- 0	0- 0				
1- 0	1- 0	0- 0	NEUTRAL	0- 0	0- 0	0- 0				
12- 4	4- 2	3- 2	CONFERENCE	0- 0	3- 0	2- 0				
6- 2	3- 0	2- 2	HOME	0- 0	1- 0	0- 0				
6- 2	1- 2	1- 0	AWAY	0- 0	2- 0	2- 0				
0- 0	0- 0	0- 0	NEUTRAL	0- 0	0- 0	0- 0				

RPI	S	Opponent	Score	RPI	S	Opponent	Score	RPI	S	Opponent	Score	RPI	S	Opponent	Score
1	H	Baylor	67 76	28	A	Arkansas	69 38	55	H	Texas	73 57	112	A	Auburn	73 52
2	A	Stanford	80 97	28	H	Arkansas	71 72	69	H	Chattanooga	90 47	112	H	Auburn	82 61
4	A	Notre Dame	44 72	29	H	LSU	65 56					128	A	Mississippi St.	57 41
10	A	Kentucky	60 61	32	H	South Carolina	60 64					131	H	Pepperdine	89 57
10	H	Kentucky	91 54	37	H	Florida	75 59					175	A	Alabama	86 56
11	H	Miami (FL)	92 76	38	H	Middle Tenn.	82 43					191	A	Ole Miss	66 56
13	A	Rutgers	67 61	48	A	UCLA	85 64					203	H	Old Dominion	90 37
17	A	Georgia	67 50	49	A	Virginia	64 69								
17	H	Georgia	80 51												
20	N	DePaul	84 61												
25	A	Vanderbilt	79 93												
25	H	Vanderbilt	87 64												
LAST 12 Division I GAMES:															
37	H	Florida	75 59	112	H	Auburn	82 61								
28	H	Arkansas	71 72	32	H	South Carolina	60 64								
191	A	Ole Miss	66 56	17	A	Georgia	67 50								
128	A	Mississippi St.	57 41	175	A	Alabama	86 56								
10	H	Kentucky	91 54	4	A	Notre Dame	44 72								
25	A	Vanderbilt	79 93	29	H	LSU	65 56								

Non-Div I Games:

Tennessee

■ Loss, 
■ Non-Conf, S Site, 
■ Home 
■ Away 
N Neutral

## Tennessee St.

Through Games Of Sunday, February 26, 2012

Average RPI Win:	290	WON-LOST	WINNING	LAST 12	STRENGTH OF	OPP. STRENGTH	TEAM	ADJ.	CONF.	ADJ CONF.
Average RPI Loss:	189	RECORD	PCT. RANK	GAMES	SCHEDULE	OF SCHEDULE	RPI	RPI	RPI	RPI
DIV. I ONLY	8- 19	273	3- 9	232	341	300	300	31	31	
DIV. I NON-CONF.	3- 8	269	0- 0	61	340	238	238	31	31	
TOTALS	RPI 1-25	RPI 26-50	W-L RECORDS	RPI 51-100	RPI 101-150	RPI 150+				
8- 19	0- 1	0- 1	OVERALL	0- 2	0- 4	8- 11				
5- 7	0- 0	0- 0	HOME	0- 0	0- 2	5- 5				
2- 11	0- 1	0- 1	AWAY	0- 1	0- 2	2- 6				
1- 1	0- 0	0- 0	NEUTRAL	0- 1	0- 0	1- 0				
3- 8	0- 1	0- 1	NON-CONFERENCE	0- 2	0- 1	3- 3				
2- 2	0- 0	0- 0	HOME	0- 0	0- 1	2- 1				
0- 5	0- 1	0- 1	AWAY	0- 1	0- 0	0- 2				
1- 1	0- 0	0- 0	NEUTRAL	0- 1	0- 0	1- 0				
5- 11	0- 0	0- 0	CONFERENCE	0- 0	0- 3	5- 8				
3- 5	0- 0	0- 0	HOME	0- 0	0- 1	3- 4				
2- 6	0- 0	0- 0	AWAY	0- 0	0- 2	2- 4				
0- 0	0- 0	0- 0	NEUTRAL	0- 0	0- 0	0- 0				

RPI 1-25				RPI 26-50				RPI 51-100				RPI 101+ Team's RPI: 300			
RPI	S	Opponent	Score	RPI	S	Opponent	Score	RPI	S	Opponent	Score	RPI	S	Opponent	Score
22	A	Ohio St.	51 78	38	A	Middle Tenn.	53 94	63	N	Fresno St.	66 83	110	A	Eastern Ill.	73 88
								76	A	Memphis	64 88	113	A	UT Martin	90 105
												113	H	UT Martin	105 114
												138	H	Florida A&M	75 90
												166	H	SIU Edwardsville	50 60
												177	H	South Ala.	74 69
												230	A	Tennessee Tech	71 80
												230	H	Tennessee Tech	66 78
												259	H	Southern Ill.	68 89
												266	A	Eastern Ky.	59 79
												266	H	Eastern Ky.	66 73
												269	A	Cleveland St.	56 74
												281	N	Cal St. Fullerton	61 48
												282	A	Austin Peay	82 77
												282	H	Austin Peay	95 81
												285	H	Morehead St.	86 80
												301	A	Murray St.	56 66
												301	H	Murray St.	83 87
												313	A	Jackson St.	43 67
												321	A	Southeast Mo. St.	39 50
												332	H	Lipscomb	80 54
												340	A	Jacksonville St.	67 57
												340	H	Jacksonville St.	61 59
LAST 12 Division I GAMES:															
301	H	Murray St.	83 87	113	A	UT Martin	90 105								
340	H	Jacksonville St.	61 59	282	A	Austin Peay	82 77								
230	H	Tennessee Tech	66 78	110	A	Eastern Ill.	73 88								
301	A	Murray St.	56 66	285	H	Morehead St.	86 80								
321	A	Southeast Mo. St.	39 50	166	H	SIU Edwardsville	50 60								
266	H	Eastern Ky.	66 73	230	A	Tennessee Tech	71 80								

Non-Div I Games: Cumberland (TN) 78 48

Tennessee St.

■ Loss, 
 ■ Non-Conf, 
 ■ S Site, 
 ■ Home 
 ■ A Away 
 N Neutral

## Tennessee Tech

Through Games Of Sunday, February 26, 2012

Average RPI Win:	288	WON-LOST	WINNING	LAST 12	STRENGTH OF	OPP. STRENGTH	TEAM	ADJ.	CONF.	ADJ CONF.
Average RPI Loss:	169	RECORD	PCT. RANK	GAMES	SCHEDULE	OF SCHEDULE	RPI	RPI	RPI	RPI
DIV. I ONLY	14- 15	173	9- 3	310	314	230	230	31	31	
DIV. I NON-CONF.	3- 10	283	0- 1	246	205	289	289	31	31	
TOTALS	RPI 1-25	RPI 26-50	W-L RECORDS	RPI 51-100	RPI 101-150	RPI 150+				
14- 15	0- 0	0- 2	OVERALL	0- 0	0- 4	14- 9				
7- 6	0- 0	0- 0	HOME	0- 0	0- 2	7- 4				
7- 9	0- 0	0- 2	AWAY	0- 0	0- 2	7- 5				
0- 0	0- 0	0- 0	NEUTRAL	0- 0	0- 0	0- 0				
3- 10	0- 0	0- 2	NON-CONFERENCE	0- 0	0- 2	3- 6				
1- 4	0- 0	0- 0	HOME	0- 0	0- 1	1- 3				
2- 6	0- 0	0- 2	AWAY	0- 0	0- 1	2- 3				
0- 0	0- 0	0- 0	NEUTRAL	0- 0	0- 0	0- 0				
11- 5	0- 0	0- 0	CONFERENCE	0- 0	0- 2	11- 3				
6- 2	0- 0	0- 0	HOME	0- 0	0- 1	6- 1				
5- 3	0- 0	0- 0	AWAY	0- 0	0- 1	5- 2				
0- 0	0- 0	0- 0	NEUTRAL	0- 0	0- 0	0- 0				

RPI 1-25			RPI 26-50			RPI 51-100			RPI 101+ Team's RPI: 230		
RPI	S	Opponent	Score	RPI	S	Opponent	Score	RPI	S	Opponent	Score
				38	A	Middle Tenn.	55 74	110	H	Eastern Ill.	51 52
				48	A	UCLA	52 74	113	A	UT Martin	61 83
								119	H	LIU Brooklyn	60 62
								133	A	Samford	55 61
								166	A	SIU Edwardsville	54 62
								166	H	SIU Edwardsville	62 64
								174	H	Marshall	68 73
								184	A	Alabama A&M	35 61
								194	A	Louisiana Tech	64 82
								228	H	Western Caro.	58 61
								234	A	Western Ky.	58 71
								234	H	Western Ky.	69 59
								239	A	La.-Monroe	68 64
								266	A	Eastern Ky.	82 67
								266	H	Eastern Ky.	66 51
								272	A	East Tenn. St.	87 76
								282	A	Austin Peay	68 65
								285	A	Morehead St.	57 53
								285	H	Morehead St.	68 50
								300	A	Tennessee St.	78 66
								300	H	Tennessee St.	80 71
								301	A	Murray St.	72 76
								301	H	Murray St.	88 51
								321	H	Southeast Mo. St.	60 57
								332	H	Lipscomb	61 66
								340	A	Jacksonville St.	62 50
LAST 12 Division I GAMES:											
				301	H	Murray St.	88 51	166	H	SIU Edwardsville	62 64
				266	H	Eastern Ky.	66 51	285	A	Morehead St.	57 53
				110	H	Eastern Ill.	51 52	266	A	Eastern Ky.	82 67
				300	A	Tennessee St.	78 66	340	H	Jacksonville St.	65 59
				282	A	Austin Peay	68 65	321	H	Southeast Mo. St.	60 57
				340	A	Jacksonville St.	62 50	234	A	Western Ky.	58 71

Non-Div I Games: Tenn. Wesleyan 66 52

Tennessee Tech

■ Loss, 
 ■ Non-Conf, 
 ■ S Site, 
 ■ Home 
 ■ A Away 
 N Neutral



RPI	S	Opponent	Score
340	H	Jacksonville St.	65 59

Tennessee Tech

Tennessee Tech

Tennessee Tech

Average RPI Win:	306	WON-LOST	WINNING	LAST 12	STRENGTH OF	OPP. STRENGTH	TEAM	ADJ.	CONF.	ADJ CONF.
Average RPI Loss:	171	RECORD	PCT. RANK	GAMES	SCHEDULE	OF SCHEDULE	RPI	RPI	RPI	RPI
DIV. I ONLY	8- 16	260	6- 5	189	340	264	264	33	33	
DIV. I NON-CONF.	4- 11	274	2- 0	68	283	208	208	33	33	
TOTALS	RPI 1-25	RPI 26-50	W-L RECORDS	RPI 51-100	RPI 101-150	RPI 150+				
8- 16	0- 1	0- 1	OVERALL	0- 3	0- 3	8- 8				
4- 4	0- 0	0- 0	HOME	0- 0	0- 1	4- 3				
4- 9	0- 1	0- 1	AWAY	0- 2	0- 0	4- 5				
0- 3	0- 0	0- 0	NEUTRAL	0- 1	0- 2	0- 0				
4- 11	0- 1	0- 1	NON-CONFERENCE	0- 3	0- 3	4- 3				
2- 2	0- 0	0- 0	HOME	0- 0	0- 1	2- 1				
2- 6	0- 1	0- 1	AWAY	0- 2	0- 0	2- 2				
0- 3	0- 0	0- 0	NEUTRAL	0- 1	0- 2	0- 0				
4- 5	0- 0	0- 0	CONFERENCE	0- 0	0- 0	4- 5				
2- 2	0- 0	0- 0	HOME	0- 0	0- 0	2- 2				
2- 3	0- 0	0- 0	AWAY	0- 0	0- 0	2- 3				
0- 0	0- 0	0- 0	NEUTRAL	0- 0	0- 0	0- 0				

RPI 1-25			RPI 26-50			RPI 51-100			RPI 101+			Team's RPI: 264
RPI	S	Opponent	Score	RPI	S	Opponent	Score	RPI	S	Opponent	Score	
11	A	Miami (FL)	37 83	39	A	Nebraska	27 65	57	A	Oklahoma St.	35 74	116 N Colorado 49 67
								64	A	UTEP	51 62	125 N Yale 57 59
								99	N	McNeese St.	46 67	141 H Stephen F. Austin 58 69
												160 A Sam Houston St. 56 64
												176 A TCU 56 54
												225 A North Dakota 60 93
												225 H North Dakota 58 60
												226 H Texas St. 61 66
												291 A UTSA 54 68
												304 A Utah Valley 51 66
												304 H Utah Valley 71 70
												314 H Texas-Arlington 72 65
												323 A NJIT 52 61
												323 H NJIT 40 41
												326 A A&M-Corpus Christi 58 56
												326 H A&M-Corpus Christi 69 52
												331 A Chicago St. 59 52
												331 H Chicago St. 43 39
												342 A Houston Baptist 55 41
LAST 12 Division I GAMES:												
304	H	Utah Valley	71 70	342	A	Houston Baptist	55 41					
225	H	North Dakota	58 60	323	H	NJIT	40 41					
331	A	Chicago St.	59 52	331	H	Chicago St.	43 39					
323	A	NJIT	52 61	176	A	TCU	56 54					
225	A	North Dakota	60 93	314	H	Texas-Arlington	72 65					
304	A	Utah Valley	51 66	291	A	UTSA	54 68					

Non-Div I Games: Paul Quinn 72 43 Huston-Tillotson 94 51 Our Lady Of The Lak73 66

Tex.-Pan American

Loss, Non-Conf, S Site, H Home A Away N Neutral

Average RPI Win:	144	WON-LOST	WINNING	LAST 12	STRENGTH OF	OPP. STRENGTH	TEAM	ADJ.	CONF.	ADJ CONF.
Average RPI Loss:	25	RECORD	PCT. RANK	GAMES	SCHEDULE	OF SCHEDULE	RPI	RPI	RPI	RPI
DIV. I ONLY	16- 12	126	5- 7	20	5	55	55	1	1	
DIV. I NON-CONF.	10- 2	33	0- 0	142	55	54	54	1	1	
TOTALS	RPI 1-25	RPI 26-50	W-L RECORDS	RPI 51-100	RPI 101-150	RPI 150+				
16- 12	2- 7	3- 3	OVERALL	3- 2	1- 0	7- 0				
12- 4	1- 3	1- 1	HOME	3- 0	1- 0	6- 0				
2- 8	1- 4	0- 2	AWAY	0- 2	0- 0	1- 0				
2- 0	0- 0	2- 0	NEUTRAL	0- 0	0- 0	0- 0				
10- 2	0- 2	2- 0	NON-CONFERENCE	1- 0	0- 0	7- 0				
7- 1	0- 1	0- 0	HOME	1- 0	0- 0	6- 0				
1- 1	0- 1	0- 0	AWAY	0- 0	0- 0	1- 0				
2- 0	0- 0	2- 0	NEUTRAL	0- 0	0- 0	0- 0				
6- 10	2- 5	1- 3	CONFERENCE	2- 2	1- 0	0- 0				
5- 3	1- 2	1- 1	HOME	2- 0	1- 0	0- 0				
1- 7	1- 3	0- 2	AWAY	0- 2	0- 0	0- 0				
0- 0	0- 0	0- 0	NEUTRAL	0- 0	0- 0	0- 0				

RPI 1-25				RPI 26-50				RPI 51-100				RPI 101+			
RPI	S	Opponent	Score	RPI	S	Opponent	Score	RPI	S	Opponent	Score	RPI	S	Opponent	Score
1	A	Baylor	59 80	26	N	California	61 60	54	H	Michigan St.	61 53	102	H	Missouri	75 58
1	H	Baylor	59 77	42	A	Kansas	61 85	57	A	Oklahoma St.	51 70	195	H	North Texas	71 62
2	H	Stanford	59 72	42	H	Kansas	67 72	57	H	Oklahoma St.	69 53	219	H	Grambling	91 38
5	A	Tennessee	57 73	46	A	Iowa St.	56 71	62	A	Texas Tech	71 75	245	A	Hawaii	71 50
6	A	Texas A&M	76 71	46	H	Iowa St.	62 60	62	H	Texas Tech	63 54	268	H	Alcorn St.	74 42
12	A	Kansas St.	45 65	49	N	Virginia	79 53					296	H	Southeastern La.	73 65
12	H	Kansas St.	55 64									320	H	Delaware St.	89 35
15	A	Oklahoma	67 73									337	H	Ark.-Pine Bluff	79 40
15	H	Oklahoma	87 62												
LAST 12 Division I GAMES:															
15	H	Oklahoma	87 62	46	A	Iowa St.	56 71								
1	A	Baylor	59 80	12	H	Kansas St.	55 64								
12	A	Kansas St.	45 65	62	A	Texas Tech	71 75								
62	H	Texas Tech	63 54	102	H	Missouri	75 58								
57	H	Oklahoma St.	69 53	15	A	Oklahoma	67 73								
42	A	Kansas	61 85	46	H	Iowa St.	62 60								

Non-Div I Games:

Texas

■ Loss, 
 ■ Non-Conf, 
 ■ S Site, 
 ■ H Home 
 ■ A Away 
 N Neutral

Overall Team				Through Games Of Sunday, February 10, 1912						
Average RPI Win:	71	WON-LOST	WINNING	LAST 12	STRENGTH OF	OPP. STRENGTH	TEAM	ADJ.	CONF.	ADJ CONF.
Average RPI Loss:	25	RECORD	PCT. RANK	GAMES	SCHEDULE	OF SCHEDULE	RPI	RPI	RPI	RPI
DIV. I ONLY	20- 7	45	9- 3	2	1	6	6	1	1	
DIV. I NON-CONF.	9- 2	37	0- 0	5	10	4	4	1	1	
<hr/>										
TOTALS	RPI 1-25	RPI 26-50		W-L RECORDS		RPI 51-100	RPI 101-150		RPI 150+	
20- 7	3- 4	6- 1		OVERALL		5- 2	4- 0		2- 0	
12- 1	3- 0	3- 0		HOME		3- 1	2- 0		1- 0	
6- 6	0- 4	2- 1		AWAY		1- 1	2- 0		1- 0	
2- 0	0- 0	1- 0		NEUTRAL		1- 0	0- 0		0- 0	
<hr/>										
9- 2	1- 1	2- 1		NON-CONFERENCE		2- 0	2- 0		2- 0	
5- 0	1- 0	1- 0		HOME		1- 0	1- 0		1- 0	
2- 2	0- 1	0- 1		AWAY		0- 0	1- 0		1- 0	
2- 0	0- 0	1- 0		NEUTRAL		1- 0	0- 0		0- 0	
<hr/>										
11- 5	2- 3	4- 0		CONFERENCE		3- 2	2- 0		0- 0	
7- 1	2- 0	2- 0		HOME		2- 1	1- 0		0- 0	
4- 4	0- 3	2- 0		AWAY		1- 1	1- 0		0- 0	
0- 0	0- 0	0- 0		NEUTRAL		0- 0	0- 0		0- 0	

RPI 1-25				Team's RPI: 6		RPI 26-50				RPI 51-100				RPI 101+			
RPI	S	Opponent	Score	RPI	S	Opponent	Score	RPI	S	Opponent	Score	RPI	S	Opponent	Score		
1	A	Baylor	48 71	30	A	Purdue	51 60	51	N	Temple	71 59	102	A	Missouri	56 52		
3	A	Connecticut	51 81	31	H	Southern California	71 70	55	H	Texas	71 76	102	H	Missouri	78 52		
12	A	Kansas St.	69 71	36	N	Iowa	74 58	57	A	Oklahoma St.	53 57	121	A	UALR	83 54		
12	H	Kansas St.	67 36	42	A	Kansas	76 65	57	H	Oklahoma St.	63 49	128	H	Mississippi St.	93 47		
15	A	Oklahoma	55 64	42	H	Kansas	62 51	62	A	Texas Tech	67 55	171	H	Lamar	83 58		
15	H	Oklahoma	75 58	46	A	Iowa St.	59 33	62	H	Texas Tech	79 51	176	A	TCU	68 53		
18	H	Louisville	76 58	46	H	Iowa St.	66 64	99	H	McNeese St.	72 62						
LAST 12 Division I GAMES:																	
62	H	Texas Tech	79 51	42	H	Kansas	62 51										
15	A	Oklahoma	55 64	62	A	Texas Tech	67 55										
57	H	Oklahoma St.	63 49	46	H	Iowa St.	66 64										
102	A	Missouri	56 52	57	A	Oklahoma St.	53 57										
1	A	Baylor	48 71	42	A	Kansas	76 65										
12	H	Kansas St.	67 36	102	H	Missouri	78 52										

Non-Div I Games:

Texas A&amp;M

■ Loss, 
 ■ Non-Conf, S Site, 
 ■ Home 
 ■ Away 
 N Neutral

## Texas Southern

Through Games Of Sunday, February 26, 2012

Average RPI Win:	306	WON-LOST	WINNING	LAST 12	STRENGTH OF	OPP. STRENGTH	TEAM	ADJ.	CONF.	ADJ CONF.
Average RPI Loss:	216	RECORD	PCT. RANK	GAMES	SCHEDULE	OF SCHEDULE	RPI	RPI	RPI	RPI
DIV. I ONLY	4- 22	324	2- 10	331	331	339	339	32	32	
DIV. I NON-CONF.	2- 9	299	1- 0	260	246	308	308	32	32	
TOTALS	RPI 1-25	RPI 26-50	W-L RECORDS	RPI 51-100	RPI 101-150	RPI 150+				
4- 22	0- 1	0- 1	OVERALL	0- 1	0- 3	4- 16				
1- 11	0- 0	0- 0	HOME	0- 1	0- 1	1- 9				
2- 10	0- 1	0- 1	AWAY	0- 0	0- 2	2- 6				
1- 1	0- 0	0- 0	NEUTRAL	0- 0	0- 0	1- 1				
2- 9	0- 1	0- 1	NON-CONFERENCE	0- 1	0- 1	2- 5				
0- 4	0- 0	0- 0	HOME	0- 1	0- 0	0- 3				
1- 4	0- 1	0- 1	AWAY	0- 0	0- 1	1- 1				
1- 1	0- 0	0- 0	NEUTRAL	0- 0	0- 0	1- 1				
2- 13	0- 0	0- 0	CONFERENCE	0- 0	0- 2	2- 11				
1- 7	0- 0	0- 0	HOME	0- 0	0- 1	1- 6				
1- 6	0- 0	0- 0	AWAY	0- 0	0- 1	1- 5				
0- 0	0- 0	0- 0	NEUTRAL	0- 0	0- 0	0- 0				

RPI 1-25				RPI 26-50				RPI 51-100				RPI 101+ Team's RPI: 339			
RPI	S	Opponent	Score	RPI	S	Opponent	Score	RPI	S	Opponent	Score	RPI	S	Opponent	Score
1	A	Baylor	39 91	28	A	Arkansas	41 86	99	H	McNeese St.	37 70	114	A	Utah	33 75
												148	A	Mississippi Val.	48 82
												148	H	Mississippi Val.	54 68
												176	A	TCU	38 66
												184	A	Alabama A&M	36 56
												210	H	Southern U.	39 49
												216	H	Nicholls St.	48 69
												219	A	Grambling	54 51
												219	H	Grambling	50 51
												268	H	Alcorn St.	48 51
												274	N	Vermont	60 72
												275	A	Alabama St.	47 68
												275	H	Alabama St.	51 52
												283	A	Prairie View	45 53
												283	H	Prairie View	43 64
												286	H	Norfolk St.	58 80
												311	H	Air Force	54 64
												313	A	Jackson St.	38 55
												313	H	Jackson St.	50 55
												326	N	A&M-Corpus Christi	63 54
												337	A	Ark.-Pine Bluff	52 69
												337	H	Ark.-Pine Bluff	57 36
												342	A	Houston Baptist	54 44
LAST 12 Division I GAMES:															
275	H	Alabama St.	51 52	283	A	Prairie View	45 53	275	A	Alabama St.	47 68	184	A	Alabama A&M	36 56
148	A	Mississippi Val.	48 82	275	A	Alabama St.	47 68	148	H	Mississippi Val.	54 68	337	H	Ark.-Pine Bluff	57 36
337	A	Ark.-Pine Bluff	52 69	184	A	Alabama A&M	36 56	337	H	Ark.-Pine Bluff	57 36	342	A	Houston Baptist	54 44
313	H	Jackson St.	50 55	148	H	Mississippi Val.	54 68	313	A	Jackson St.	38 55				
219	H	Grambling	50 51	337	H	Ark.-Pine Bluff	57 36								
342	A	Houston Baptist	54 44	313	A	Jackson St.	38 55								

Non-Div I Games:

Texas Southern

■ Loss, 
 ■ Non-Conf, S Site, 
 ■ Home 
 ■ Away 
 N Neutral

Average RPI Win:	276	WON-LOST	WINNING	LAST 12	STRENGTH OF	OPP. STRENGTH	TEAM	ADJ.	CONF.	ADJ CONF.
Average RPI Loss:	177	RECORD	PCT. RANK	GAMES	SCHEDULE	OF SCHEDULE	RPI	RPI	RPI	RPI
DIV. I ONLY	12- 11	156	7- 5	318	324	226	226	24	24	
DIV. I NON-CONF.	4- 5	201	0- 0	287	322	230	230	27	27	
TOTALS	RPI 1-25	RPI 26-50	W-L RECORDS	RPI 51-100	RPI 101-150	RPI 150+				
12- 11	0- 0	0- 0	OVERALL	0- 4	1- 1	11- 6				
7- 4	0- 0	0- 0	HOME	0- 0	1- 0	6- 4				
5- 7	0- 0	0- 0	AWAY	0- 4	0- 1	5- 2				
0- 0	0- 0	0- 0	NEUTRAL	0- 0	0- 0	0- 0				
4- 5	0- 0	0- 0	NON-CONFERENCE	0- 2	0- 0	4- 3				
1- 2	0- 0	0- 0	HOME	0- 0	0- 0	1- 2				
3- 3	0- 0	0- 0	AWAY	0- 2	0- 0	3- 1				
0- 0	0- 0	0- 0	NEUTRAL	0- 0	0- 0	0- 0				
8- 6	0- 0	0- 0	CONFERENCE	0- 2	1- 1	7- 3				
6- 2	0- 0	0- 0	HOME	0- 0	1- 0	5- 2				
2- 4	0- 0	0- 0	AWAY	0- 2	0- 1	2- 1				
0- 0	0- 0	0- 0	NEUTRAL	0- 0	0- 0	0- 0				

RPI 1-25				RPI 26-50				RPI 51-100				RPI 101+				Team's RPI: 226	
RPI	S	Opponent	Score	RPI	S	Opponent	Score	RPI	S	Opponent	Score	RPI	S	Opponent	Score		
								62	A	Texas Tech	40	85	141	A	Stephen F. Austin	59	81
								64	A	UTEP	58	81	141	H	Stephen F. Austin	95	87
								78	A	Central Ark.	75	81	160	H	Sam Houston St.	66	53
								99	A	McNeese St.	41	72	172	A	Rice	66	73
													195	H	North Texas	43	61
													216	H	Nicholls St.	74	83
													247	A	Belmont	71	66
													264	A	Tex.-Pan American	66	61
													273	A	Kennesaw St.	72	70
													291	A	UTSA	53	67
													291	H	UTSA	87	67
													296	H	Southeastern La.	67	63
													311	H	Air Force	69	77
													314	A	Texas-Arlington	90	73
													314	H	Texas-Arlington	46	61
													326	A	A&M-Corpus Christi	74	61
													326	H	A&M-Corpus Christi	73	67
													330	H	Northwestern St.	70	68
													342	H	Houston Baptist	86	61
LAST 12 Division I GAMES:																	
				291	H	UTSA	87	67					216	H	Nicholls St.	74	83
				296	H	Southeastern La.	67	63					141	H	Stephen F. Austin	95	87
				141	A	Stephen F. Austin	59	81					314	A	Texas-Arlington	90	73
				326	A	A&M-Corpus Christi	74	61					326	H	A&M-Corpus Christi	73	67
				314	H	Texas-Arlington	46	61					291	A	UTSA	53	67
				78	A	Central Ark.	75	81					160	H	Sam Houston St.	66	53

Non-Div I Games: St. Thomas (TX) 92 50 Concordia (TX) 63 50 Texas Lutheran 85 28 Huston-Tillotson 102 69  
Texas St.

Average RPI Win:	159	WON-LOST	WINNING	LAST 12	STRENGTH OF	OPP. STRENGTH	TEAM	ADJ.	CONF.	ADJ CONF.
Average RPI Loss:	26	RECORD	PCT. RANK	GAMES	SCHEDULE	OF SCHEDULE	RPI	RPI	RPI	RPI
DIV. I ONLY	17- 11	104	3- 9	46	12	62	62	1	1	
DIV. I NON-CONF.	12- 0	1	0- 0	256	169	35	35	1	1	
TOTALS	RPI 1-25	RPI 26-50	W-L RECORDS	RPI 51-100	RPI 101-150	RPI 150+				
17- 11	1- 6	1- 3	OVERALL	4- 2	4- 0	7- 0				
12- 4	1- 3	1- 1	HOME	3- 0	2- 0	5- 0				
3- 7	0- 3	0- 2	AWAY	1- 2	1- 0	1- 0				
2- 0	0- 0	0- 0	NEUTRAL	0- 0	1- 0	1- 0				
12- 0	1- 0	0- 0	NON-CONFERENCE	2- 0	2- 0	7- 0				
8- 0	1- 0	0- 0	HOME	1- 0	1- 0	5- 0				
2- 0	0- 0	0- 0	AWAY	1- 0	0- 0	1- 0				
2- 0	0- 0	0- 0	NEUTRAL	0- 0	1- 0	1- 0				
5- 11	0- 6	1- 3	CONFERENCE	2- 2	2- 0	0- 0				
4- 4	0- 3	1- 1	HOME	2- 0	1- 0	0- 0				
1- 7	0- 3	0- 2	AWAY	0- 2	1- 0	0- 0				
0- 0	0- 0	0- 0	NEUTRAL	0- 0	0- 0	0- 0				

RPI 1-25				RPI 26-50				RPI 51-100 Team's RPI: 62				RPI 101+			
RPI	S	Opponent	Score	RPI	S	Opponent	Score	RPI	S	Opponent	Score	RPI	S	Opponent	Score
1	A	Baylor	51 56	42	A	Kansas	43 62	55	A	Texas	54 63	102	A	Missouri	69 63
1	H	Baylor	64 72	42	H	Kansas	64 69	55	H	Texas	75 71	102	H	Missouri	76 49
6	A	Texas A&M	51 79	46	A	Iowa St.	49 66	57	A	Oklahoma St.	49 53	111	N	Illinois	70 64
6	H	Texas A&M	55 67	46	H	Iowa St.	51 41	57	H	Oklahoma St.	58 53	147	H	UMKC	94 67
12	H	Kansas St.	61 62					72	A	San Diego	58 57	226	H	Texas St.	85 40
15	A	Oklahoma	68 71					78	H	Central Ark.	76 43	234	H	Western Ky.	75 38
19	H	Penn St.	70 66									239	H	La.-Monroe	94 54
												289	N	CSU Bakersfield	81 63
												294	H	New Mexico	69 43
												314	H	Texas-Arlington	88 48
												316	A	Houston	88 58
LAST 12 Division I GAMES:															
6	A	Texas A&M	51 79	102	H	Missouri	76 49								
42	H	Kansas	64 69	6	H	Texas A&M	55 67								
1	A	Baylor	51 56	55	H	Texas	75 71								
55	A	Texas	54 63	42	A	Kansas	43 62								
46	H	Iowa St.	51 41	46	A	Iowa St.	49 66								
57	A	Oklahoma St.	49 53	1	H	Baylor	64 72								

Non-Div I Games:

Texas Tech

■ Loss, 
 ■ Non-Conf, S Site, 
 ■ Home 
 ■ Away 
 N Neutral

Texas-Arlington

Through Games Of Sunday, February 26, 2012

Average RPI Win:	250	WON-LOST	WINNING	LAST 12	STRENGTH OF	OPP. STRENGTH	TEAM	ADJ.	CONF.	ADJ CONF.
Average RPI Loss:	177	RECORD	PCT. RANK	GAMES	SCHEDULE	OF SCHEDULE	RPI	RPI	RPI	RPI
DIV. I ONLY	4- 20	322	3- 8	163	307	314	314	24	24	
DIV. I NON-CONF.	1- 9	323	0- 0	183	253	319	319	27	27	
TOTALS	RPI 1-25	RPI 26-50	W-L RECORDS	RPI 51-100	RPI 101-150	RPI 150+				
4- 20	0- 0	0- 1	OVERALL	0- 5	1- 2	3- 12				
2- 10	0- 0	0- 0	HOME	0- 3	0- 1	2- 6				
2- 8	0- 0	0- 1	AWAY	0- 2	1- 0	1- 5				
0- 2	0- 0	0- 0	NEUTRAL	0- 0	0- 1	0- 1				
1- 9	0- 0	0- 1	NON-CONFERENCE	0- 3	0- 1	1- 4				
1- 3	0- 0	0- 0	HOME	0- 1	0- 0	1- 2				
0- 4	0- 0	0- 1	AWAY	0- 2	0- 0	0- 1				
0- 2	0- 0	0- 0	NEUTRAL	0- 0	0- 1	0- 1				
3- 11	0- 0	0- 0	CONFERENCE	0- 2	1- 1	2- 8				
1- 7	0- 0	0- 0	HOME	0- 2	0- 1	1- 4				
2- 4	0- 0	0- 0	AWAY	0- 0	1- 0	1- 4				
0- 0	0- 0	0- 0	NEUTRAL	0- 0	0- 0	0- 0				

RPI S	Opponent	Score	RPI S	Opponent	Score	RPI S	Opponent	Score	RPI S	Opponent	Score	Team's RPI: 314
28	A Arkansas	34 57	62	A Texas Tech	48 88	105	N Wichita St.	64 90				
			63	H Fresno St.	48 78	141	A Stephen F. Austin	69 61				
			76	A Memphis	60 77	141	H Stephen F. Austin	54 59				
			78	H Central Ark.	51 53	160	A Sam Houston St.	41 58				
			99	H McNeese St.	50 70	160	H Sam Houston St.	45 61				
						171	H Lamar	52 68				
						195	H North Texas	47 66				
						216	A Nicholls St.	59 78				
						226	A Texas St.	61 46				
						226	H Texas St.	73 90				
						235	H George Washington	41 63				
						264	A Tex.-Pan American	65 72				
						291	H UTSA	51 40				
						296	A Southeastern La.	41 71				
						299	N Western Mich.	63 67				
						326	H A&M-Corpus Christi	51 61				
						330	A Northwestern St.	70 86				
						342	H Houston Baptist	78 61				
LAST 12 Division I GAMES:												
330	A Northwestern St.	70 86	78	H Central Ark.	51 53							
99	H McNeese St.	50 70	291	H UTSA	51 40							
296	A Southeastern La.	41 71	226	H Texas St.	73 90							
141	H Stephen F. Austin	54 59	141	A Stephen F. Austin	69 61							
226	A Texas St.	61 46	326	H A&M-Corpus Christi	51 61							
160	H Sam Houston St.	45 61	171	H Lamar	52 68							

Non-Div I Games: McMurry 52 41 Neb. Omaha 52 60

Texas-Arlington

Loss, Non-Conf, S Site, H Home A Away N Neutral



Average RPI Win: <b>186</b>	WON-LOST	WINNING	LAST 12	STRENGTH OF	OPP. STRENGTH	TEAM	ADJ.	CONF.	ADJ CONF.
Average RPI Loss: <b>131</b>	RECORD	PCT. RANK	GAMES	SCHEDULE	OF SCHEDULE	RPI	RPI	RPI	RPI
DIV. I ONLY	19- 8	67	11- 1	127	126	81	81	12	12
DIV. I NON-CONF.	7- 5	122	0- 0	80	95	100	100	13	13
TOTALS	RPI 1-25	RPI 26-50	W-L RECORDS	RPI 51-100	RPI 101-150	RPI 150+			
19- 8	0- 0	1- 2	OVERALL	3- 2	1- 1	14- 3			
12- 3	0- 0	1- 1	HOME	3- 1	0- 1	8- 0			
7- 5	0- 0	0- 1	AWAY	0- 1	1- 0	6- 3			
0- 0	0- 0	0- 0	NEUTRAL	0- 0	0- 0	0- 0			
7- 5	0- 0	1- 2	NON-CONFERENCE	1- 0	1- 1	4- 2			
5- 2	0- 0	1- 1	HOME	1- 0	0- 1	3- 0			
2- 3	0- 0	0- 1	AWAY	0- 0	1- 0	1- 2			
0- 0	0- 0	0- 0	NEUTRAL	0- 0	0- 0	0- 0			
12- 3	0- 0	0- 0	CONFERENCE	2- 2	0- 0	10- 1			
7- 1	0- 0	0- 0	HOME	2- 1	0- 0	5- 0			
5- 2	0- 0	0- 0	AWAY	0- 1	0- 0	5- 1			
0- 0	0- 0	0- 0	NEUTRAL	0- 0	0- 0	0- 0			

RPI S	Opponent	Score	RPI S	Opponent	Score	RPI S	Opponent	Score	RPI S	Opponent	Score
27	A Green Bay	68 84	27	H Green Bay	65 72	58	A Eastern Mich.	33 54	118	A Northwestern	75 56
40	H Dayton	61 51	59	H Bowling Green	52 50	135	H Marquette	60 69	167	A Central Mich.	80 62
			85	H Albany (NY)	53 39	167	H Central Mich.	58 53	167	H Central Mich.	58 53
			93	H Miami (OH)	79 66	178	H Colorado St.	58 51	192	A Northern Ill.	49 47
						192	H Northern Ill.	49 39	192	H Northern Ill.	49 39
						204	H Akron	71 60	204	H Akron	71 60
						206	A Indiana	69 58	206	A Indiana	69 58
						213	A Buffalo	77 75	213	A Buffalo	77 75
						218	A Arkansas St.	56 64	218	A Arkansas St.	56 64
						227	A Milwaukee	57 60	227	A Milwaukee	57 60
						237	H Iona	54 42	237	H Iona	54 42
						251	A Ohio	52 33	251	A Ohio	52 33
						269	H Cleveland St.	81 42	269	H Cleveland St.	81 42
						270	H Ball St.	63 48	270	H Ball St.	63 48
						298	A Kent St.	66 55	298	A Kent St.	66 55
						299	A Western Mich.	67 70	299	A Western Mich.	67 70
						299	H Western Mich.	76 50	299	H Western Mich.	76 50
LAST 12 Division I GAMES:											
192	H Northern Ill.	49 39	204	H Akron	71 60						
58	A Eastern Mich.	33 54	213	A Buffalo	77 75						
299	H Western Mich.	76 50	93	H Miami (OH)	79 66						
167	A Central Mich.	80 62	251	A Ohio	52 33						
59	H Bowling Green	52 50	270	H Ball St.	63 48						
298	A Kent St.	66 55	192	A Northern Ill.	49 47						

Non-Div I Games:

Toledo

■ Loss, 
 ■ Non-Conf, S Site, 
 ■ Home 
 ■ Away 
 N Neutral

Average RPI Win: <b>197</b>	WON-LOST	WINNING	LAST 12	STRENGTH OF	OPP. STRENGTH	TEAM	ADJ.	CONF.	ADJ CONF.
Average RPI Loss: <b>60</b>	RECORD	PCT. RANK	GAMES	SCHEDULE	OF SCHEDULE	RPI	RPI	RPI	RPI
DIV. I ONLY	<b>16- 12</b>	<b>126</b>	<b>5- 7</b>	<b>80</b>	<b>79</b>	<b>89</b>	<b>89</b>	<b>7</b>	<b>7</b>
DIV. I NON-CONF.	<b>9- 2</b>	<b>37</b>	<b>0- 0</b>	<b>139</b>	<b>59</b>	<b>34</b>	<b>34</b>	<b>7</b>	<b>7</b>
TOTALS	RPI 1-25	RPI 26-50	W-L RECORDS	RPI 51-100	RPI 101-150	RPI 150+			
16- 12	0- 4	1- 1	OVERALL	0- 5	1- 1	14- 1			
10- 4	0- 1	1- 0	HOME	0- 2	0- 1	9- 0			
6- 8	0- 3	0- 1	AWAY	0- 3	1- 0	5- 1			
0- 0	0- 0	0- 0	NEUTRAL	0- 0	0- 0	0- 0			
9- 2	0- 2	0- 0	NON-CONFERENCE	0- 0	1- 0	8- 0			
5- 0	0- 0	0- 0	HOME	0- 0	0- 0	5- 0			
4- 2	0- 2	0- 0	AWAY	0- 0	1- 0	3- 0			
0- 0	0- 0	0- 0	NEUTRAL	0- 0	0- 0	0- 0			
7- 10	0- 2	1- 1	CONFERENCE	0- 5	0- 1	6- 1			
5- 4	0- 1	1- 0	HOME	0- 2	0- 1	4- 0			
2- 6	0- 1	0- 1	AWAY	0- 3	0- 0	2- 1			
0- 0	0- 0	0- 0	NEUTRAL	0- 0	0- 0	0- 0			

RPI 1-25				RPI 26-50				RPI 51-100				Team's RPI: 89	RPI 101+			
RPI	S	Opponent	Score	RPI	S	Opponent	Score	RPI	S	Opponent	Score		RPI	S	Opponent	Score
3	A	Connecticut	31 <b>92</b>	33	A	James Madison	57 <b>67</b>	52	A	Hofstra	66 <b>69</b>		107	H	VCU	59 <b>66</b>
7	A	Delaware	51 <b>74</b>	33	H	James Madison	65 58	82	A	UNC Wilmington	51 <b>53</b>		144	A	Coppin St.	61 59
7	H	Delaware	46 <b>65</b>					82	H	UNC Wilmington	61 <b>76</b>		151	H	UMBC	56 45
8	A	Maryland	46 <b>82</b>					84	A	Drexel	38 <b>66</b>		161	A	Saint Francis (PA)	59 53
								84	H	Drexel	53 <b>58</b>		168	A	George Mason	54 <b>78</b>
													168	H	George Mason	70 68
													181	H	Loyola Maryland	56 54
													193	H	Mt. St. Mary's	71 70
													202	H	Northeastern	58 54
													215	H	Md.-East. Shore	58 45
													220	A	William & Mary	56 50
													220	H	William & Mary	77 75
													224	H	Canisius	64 50
													234	A	Western Ky.	67 62
													243	A	Georgia St.	56 52
													243	H	Georgia St.	63 59
													320	A	Delaware St.	70 59
LAST 12 Division I GAMES:																
84	H	Drexel	53 <b>58</b>	243	H	Georgia St.	63 59									
82	A	UNC Wilmington	51 <b>53</b>	107	H	VCU	59 <b>66</b>									
52	A	Hofstra	66 <b>69</b>	82	H	UNC Wilmington	61 <b>76</b>									
168	H	George Mason	70 68	168	A	George Mason	54 <b>78</b>									
202	H	Northeastern	58 54	243	A	Georgia St.	56 52									
220	A	William & Mary	56 50	7	H	Delaware	46 <b>65</b>									

Non-Div I Games:

Towson

■ Loss, 
 ■ Non-Conf, 
 ■ S Site, 
 ■ H Home 
 ■ A Away 
 N Neutral

Average RPI Win:	291	WON-LOST	WINNING	LAST 12	STRENGTH OF	OPP. STRENGTH	TEAM	ADJ.	CONF.	ADJ CONF.
Average RPI Loss:	191	RECORD	PCT. RANK	GAMES	SCHEDULE	OF SCHEDULE	RPI	RPI	RPI	RPI
DIV. I ONLY	2- 24	336	1- 11	271	249	336	336	17	17	
DIV. I NON-CONF.	1- 9	323	0- 0	332	337	339	339	14	14	
TOTALS	RPI 1-25	RPI 26-50	W-L RECORDS	RPI 51-100	RPI 101-150	RPI 150+				
2- 24	0- 0	0- 2	OVERALL	0- 0	0- 6	2- 16				
1- 10	0- 0	0- 1	HOME	0- 0	0- 3	1- 6				
1- 13	0- 0	0- 1	AWAY	0- 0	0- 3	1- 9				
0- 1	0- 0	0- 0	NEUTRAL	0- 0	0- 0	0- 1				
1- 9	0- 0	0- 0	NON-CONFERENCE	0- 0	0- 2	1- 7				
0- 3	0- 0	0- 0	HOME	0- 0	0- 1	0- 2				
1- 5	0- 0	0- 0	AWAY	0- 0	0- 1	1- 4				
0- 1	0- 0	0- 0	NEUTRAL	0- 0	0- 0	0- 1				
1- 15	0- 0	0- 2	CONFERENCE	0- 0	0- 4	1- 9				
1- 7	0- 0	0- 1	HOME	0- 0	0- 2	1- 4				
0- 8	0- 0	0- 1	AWAY	0- 0	0- 2	0- 5				
0- 0	0- 0	0- 0	NEUTRAL	0- 0	0- 0	0- 0				

RPI 1-25				RPI 26-50				RPI 51-100				RPI 101+ Team's RPI: 336			
RPI	S	Opponent	Score	RPI	S	Opponent	Score	RPI	S	Opponent	Score	RPI	S	Opponent	Score
				38	A	Middle Tenn.	52 82					112	A	Auburn	47 74
				38	H	Middle Tenn.	66 72					121	H	UALR	40 59
												122	H	American	45 55
												124	A	Denver	51 73
												146	A	FIU	52 74
												146	H	FIU	41 65
												159	A	Fla. Atlantic	62 68
												159	H	Fla. Atlantic	46 66
												177	A	South Ala.	26 63
												177	H	South Ala.	46 53
												190	H	Winthrop	66 80
												195	A	North Texas	36 57
												198	A	Furman	57 75
												218	A	Arkansas St.	39 62
												234	A	Western Ky.	38 64
												234	H	Western Ky.	36 59
												239	H	La.-Monroe	46 49
												273	H	Kennesaw St.	57 66
												275	A	Alabama St.	60 53
												303	N	Evansville	49 59
												306	H	La.-Lafayette	58 52
												318	A	Maine	53 66
												322	A	Mercer	59 69
												340	A	Jacksonville St.	54 65
LAST 12 Division I GAMES:															
				159	A	Fla. Atlantic	62 68					146	H	FIU	41 65
				146	A	FIU	52 74					177	A	South Ala.	26 63
				121	H	UALR	40 59					38	A	Middle Tenn.	52 82
				218	A	Arkansas St.	39 62					239	H	La.-Monroe	46 49
				234	H	Western Ky.	36 59					159	H	Fla. Atlantic	46 66
				306	H	La.-Lafayette	58 52					177	H	South Ala.	46 53

Non-Div I Games: Belhaven

53 56

Troy

Average RPI Win: <b>183</b>	WON-LOST	WINNING	LAST 12	STRENGTH OF	OPP. STRENGTH	TEAM	ADJ.	CONF.	ADJ CONF.
Average RPI Loss: <b>120</b>	RECORD	PCT. RANK	GAMES	SCHEDULE	OF SCHEDULE	RPI	RPI	RPI	RPI
DIV. I ONLY	17- 9	90	7- 5	91	131	73	73	11	11
DIV. I NON-CONF.	9- 2	37	0- 0	83	170	33	33	12	12
TOTALS	RPI 1-25	RPI 26-50	W-L RECORDS	RPI 51-100	RPI 101-150	RPI 150+			
17- 9	0- 0	1- 1	OVERALL	2- 3	1- 1	13- 4			
10- 2	0- 0	1- 0	HOME	1- 1	1- 0	7- 1			
6- 6	0- 0	0- 0	AWAY	0- 2	0- 1	6- 3			
1- 1	0- 0	0- 1	NEUTRAL	1- 0	0- 0	0- 0			
9- 2	0- 0	1- 1	NON-CONFERENCE	2- 0	0- 1	6- 0			
5- 0	0- 0	1- 0	HOME	1- 0	0- 0	3- 0			
3- 1	0- 0	0- 0	AWAY	0- 0	0- 1	3- 0			
1- 1	0- 0	0- 1	NEUTRAL	1- 0	0- 0	0- 0			
8- 7	0- 0	0- 0	CONFERENCE	0- 3	1- 0	7- 4			
5- 2	0- 0	0- 0	HOME	0- 1	1- 0	4- 1			
3- 5	0- 0	0- 0	AWAY	0- 2	0- 0	3- 3			
0- 0	0- 0	0- 0	NEUTRAL	0- 0	0- 0	0- 0			

RPI S	Opponent	Score	RPI S	Opponent	Score	RPI S	Opponent	Score	RPI S	Opponent	Score
29	H LSU	65 62	64	A UTEP	65 80	104	H UAB	52 41			
30	N Purdue	48 61	64	H UTEP	64 65	128	A Mississippi St.	55 70			
			74	N Idaho St.	45 37	162	A Tulsa	66 51			
			76	A Memphis	59 61	162	H Tulsa	59 72			
			80	H Hampton	66 53	172	A Rice	49 67			
						172	H Rice	50 47			
						174	H Marshall	68 52			
						188	A SMU	49 54			
						188	H UCF	64 52			
						188	H SMU	75 63			
						194	A Louisiana Tech	61 52			
						195	A North Texas	55 47			
						197	A Southern Miss.	51 56			
						210	H Southern U.	66 59			
						229	A East Carolina	63 49			
						239	H La.-Monroe	62 45			
						252	H Col. of Charleston	57 42			
						306	A La.-Lafayette	75 40			
						316	A Houston	71 51			
LAST 12 Division I GAMES:											
188	A SMU	49 54	188	H SMU	75 63						
162	H Tulsa	59 72	229	A East Carolina	63 49						
197	A Southern Miss.	51 56	174	H Marshall	68 52						
172	H Rice	50 47	162	A Tulsa	66 51						
64	A UTEP	65 80	104	H UAB	52 41						
316	A Houston	71 51	64	H UTEP	64 65						

Non-Div I Games: Loyola (LA) 74 49 New Orleans 86 39

Tulane

Loss, Non-Conf, S Site, H Home A Away N Neutral

Average RPI Win: <b>197</b>	WON-LOST	WINNING	LAST 12	STRENGTH OF	OPP. STRENGTH	TEAM	ADJ.	CONF.	ADJ CONF.
Average RPI Loss: <b>140</b>	RECORD	PCT. RANK	GAMES	SCHEDULE	OF SCHEDULE	RPI	RPI	RPI	RPI
DIV. I ONLY	<b>11- 14</b>	<b>210</b>	<b>6- 6</b>	<b>81</b>	<b>197</b>	<b>162</b>	<b>162</b>	<b>11</b>	<b>11</b>
DIV. I NON-CONF.	<b>4- 6</b>	<b>212</b>	<b>0- 0</b>	<b>72</b>	<b>309</b>	<b>190</b>	<b>190</b>	<b>12</b>	<b>12</b>
TOTALS	RPI 1-25	RPI 26-50	W-L RECORDS	RPI 51-100	RPI 101-150	RPI 150+			
11- 14	0- 0	0- 1	OVERALL	1- 4	2- 2	8- 7			
8- 4	0- 0	0- 1	HOME	0- 2	2- 1	6- 0			
3- 10	0- 0	0- 0	AWAY	1- 2	0- 1	2- 7			
0- 0	0- 0	0- 0	NEUTRAL	0- 0	0- 0	0- 0			
4- 6	0- 0	0- 1	NON-CONFERENCE	0- 0	2- 1	2- 4			
4- 1	0- 0	0- 1	HOME	0- 0	2- 0	2- 0			
0- 5	0- 0	0- 0	AWAY	0- 0	0- 1	0- 4			
0- 0	0- 0	0- 0	NEUTRAL	0- 0	0- 0	0- 0			
7- 8	0- 0	0- 0	CONFERENCE	1- 4	0- 1	6- 3			
4- 3	0- 0	0- 0	HOME	0- 2	0- 1	4- 0			
3- 5	0- 0	0- 0	AWAY	1- 2	0- 0	2- 3			
0- 0	0- 0	0- 0	NEUTRAL	0- 0	0- 0	0- 0			

RPI S	Opponent	Score	RPI S	Opponent	Score	RPI S	Opponent	Score	RPI S	Opponent	Score	Team's RPI: 162
			50 <b>BYU</b>	61 <b>64</b>		64 <b>UTEP</b>	56 <b>67</b>		103 <b>Oral Roberts</b>	65 57		
						64 <b>UTEP</b>	54 <b>64</b>		104 <b>UAB</b>	40 <b>47</b>		
						73 <b>Tulane</b>	72 59		121 <b>UALR</b>	48 <b>52</b>		
						73 <b>Tulane</b>	51 <b>66</b>		141 <b>Stephen F. Austin</b>	72 53		
						76 <b>Memphis</b>	64 <b>66</b>		172 <b>Rice</b>	48 <b>55</b>		
									172 <b>Rice</b>	69 42		
									174 <b>Marshall</b>	45 <b>63</b>		
									176 <b>TCU</b>	43 <b>60</b>		
									178 <b>Colorado St.</b>	68 <b>87</b>		
									188 <b>UCF</b>	48 <b>54</b>		
									188 <b>SMU</b>	42 39		
									197 <b>Southern Miss.</b>	68 57		
									218 <b>Arkansas St.</b>	70 <b>80</b>		
									218 <b>Arkansas St.</b>	70 48		
									219 <b>Grambling</b>	61 56		
									229 <b>East Carolina</b>	75 70		
									304 <b>Utah Valley</b>	62 <b>78</b>		
									316 <b>Houston</b>	77 48		
									316 <b>Houston</b>	67 53		
LAST 12 Division I GAMES:												
			76 <b>Memphis</b>	64 <b>66</b>		188 <b>UCF</b>	48 <b>54</b>					
			73 <b>Tulane</b>	72 59		188 <b>SMU</b>	42 39					
			229 <b>East Carolina</b>	75 70		104 <b>UAB</b>	40 <b>47</b>					
			64 <b>UTEP</b>	54 <b>64</b>		73 <b>Tulane</b>	51 <b>66</b>					
			172 <b>Rice</b>	48 <b>55</b>		316 <b>Houston</b>	77 48					
			316 <b>Houston</b>	67 53		172 <b>Rice</b>	69 42					

Non-Div I Games: Neb. Omaha 68 60

Tulsa

Average RPI Win:	225	WON-LOST	WINNING	LAST 12	STRENGTH OF	OPP. STRENGTH	TEAM	ADJ.	CONF.	ADJ CONF.
Average RPI Loss:	121	RECORD	PCT. RANK	GAMES	SCHEDULE	OF SCHEDULE	RPI	RPI	RPI	RPI
DIV. I ONLY	18- 9	82	6- 6	234	142	104	104	11	11	
DIV. I NON-CONF.	9- 3	61	0- 0	255	276	86	86	12	12	
TOTALS	RPI 1-25	RPI 26-50	W-L RECORDS	RPI 51-100	RPI 101-150	RPI 150+				
18- 9	0- 0	0- 0	OVERALL	1- 5	0- 1	17- 3				
9- 2	0- 0	0- 0	HOME	1- 1	0- 0	8- 1				
8- 7	0- 0	0- 0	AWAY	0- 4	0- 1	8- 2				
1- 0	0- 0	0- 0	NEUTRAL	0- 0	0- 0	1- 0				
9- 3	0- 0	0- 0	NON-CONFERENCE	1- 2	0- 1	8- 0				
4- 0	0- 0	0- 0	HOME	1- 0	0- 0	3- 0				
4- 3	0- 0	0- 0	AWAY	0- 2	0- 1	4- 0				
1- 0	0- 0	0- 0	NEUTRAL	0- 0	0- 0	1- 0				
9- 6	0- 0	0- 0	CONFERENCE	0- 3	0- 0	9- 3				
5- 2	0- 0	0- 0	HOME	0- 1	0- 0	5- 1				
4- 4	0- 0	0- 0	AWAY	0- 2	0- 0	4- 2				
0- 0	0- 0	0- 0	NEUTRAL	0- 0	0- 0	0- 0				

RPI 1-25			RPI 26-50			RPI 51-100			RPI 101+			Team's RPI: 104			
RPI	S	Opponent	Score	RPI	S	Opponent	Score	RPI	S	Opponent	Score	RPI	S	Opponent	Score
								69	A	Chattanooga	59 65	138	A	Florida A&M	59 69
								73	A	Tulane	41 52	162	A	Tulsa	47 40
								76	A	Memphis	56 71	172	H	Rice	60 45
								76	H	Memphis	59 70	174	A	Marshall	50 45
								80	H	Hampton	43 38	174	H	Marshall	37 40
								99	A	McNeese St.	56 61	184	H	Alabama A&M	57 46
												188	A	UCF	39 41
												188	H	UCF	61 54
												188	H	SMU	50 46
												197	A	Southern Miss.	53 55
												197	H	Southern Miss.	65 59
												229	A	East Carolina	44 39
												229	H	East Carolina	58 47
												234	H	Western Ky.	58 36
												241	A	Clemson	51 36
												272	N	East Tenn. St.	59 47
												282	A	Austin Peay	49 45
												285	A	Morehead St.	70 47
												297	A	UNC Greensboro	72 42
												316	A	Houston	67 43
												321	H	Southeast Mo. St.	64 41
LAST 12 Division I GAMES:															
				197	A	Southern Miss.	53 55					174	A	Marshall	50 45
				76	A	Memphis	56 71					197	H	Southern Miss.	65 59
				174	H	Marshall	37 40					162	A	Tulsa	47 40
				188	H	SMU	50 46					76	H	Memphis	59 70
				188	A	UCF	39 41					73	A	Tulane	41 52
				229	H	East Carolina	58 47					316	A	Houston	67 43

Non-Div I Games:

UAB

■ Loss, 
 ■ Non-Conf, 
 ■ S Site, 
 ■ H Home 
 ■ A Away 
 N Neutral

Average RPI Win: <b>209</b>	WON-LOST	WINNING	LAST 12	STRENGTH OF	OPP. STRENGTH	TEAM	ADJ.	CONF.	ADJ CONF.
Average RPI Loss: <b>111</b>	RECORD	PCT. RANK	GAMES	SCHEDULE	OF SCHEDULE	RPI	RPI	RPI	RPI
DIV. I ONLY	<b>17- 12</b>	<b>119</b>	<b>10- 2</b>	<b>109</b>	<b>154</b>	<b>121</b>	<b>121</b>	<b>17</b>	<b>17</b>
DIV. I NON-CONF.	<b>5- 8</b>	<b>221</b>	<b>0- 0</b>	<b>24</b>	<b>132</b>	<b>149</b>	<b>149</b>	<b>14</b>	<b>14</b>
TOTALS	RPI 1-25	RPI 26-50	W-L RECORDS	RPI 51-100	RPI 101-150	RPI 150+			
17- 12	0- 1	0- 2	OVERALL	0- 3	3- 2	14- 4			
11- 5	0- 1	0- 0	HOME	0- 2	2- 1	9- 1			
6- 7	0- 0	0- 2	AWAY	0- 1	1- 1	5- 3			
0- 0	0- 0	0- 0	NEUTRAL	0- 0	0- 0	0- 0			
5- 8	0- 1	0- 1	NON-CONFERENCE	0- 3	1- 1	4- 2			
4- 4	0- 1	0- 0	HOME	0- 2	1- 0	3- 1			
1- 4	0- 0	0- 1	AWAY	0- 1	0- 1	1- 1			
0- 0	0- 0	0- 0	NEUTRAL	0- 0	0- 0	0- 0			
12- 4	0- 0	0- 1	CONFERENCE	0- 0	2- 1	10- 2			
7- 1	0- 0	0- 0	HOME	0- 0	1- 1	6- 0			
5- 3	0- 0	0- 1	AWAY	0- 0	1- 0	4- 2			
0- 0	0- 0	0- 0	NEUTRAL	0- 0	0- 0	0- 0			

RPI 1-25				RPI 26-50				RPI 51-100				RPI 101+ Team's RPI: 121			
RPI	S	Opponent	Score	RPI	S	Opponent	Score	RPI	S	Opponent	Score	RPI	S	Opponent	Score
6	H	Texas A&M	54 <b>83</b>	38	A	Middle Tenn.	51 <b>59</b>	60	A	South Dakota St.	55 <b>64</b>	103	A	Oral Roberts	63 <b>78</b>
				44	A	Missouri St.	50 <b>73</b>	60	H	South Dakota St.	49 <b>60</b>	124	A	Denver	53 51
								76	H	Memphis	66 <b>81</b>	124	H	Denver	50 <b>60</b>
												143	H	Seattle	72 63
												146	H	FIU	63 58
												159	H	Fla. Atlantic	60 38
												162	H	Tulsa	52 48
												172	A	Rice	67 47
												177	H	South Ala.	55 43
												188	H	SMU	60 <b>69</b>
												194	A	Louisiana Tech	48 <b>64</b>
												195	A	North Texas	57 <b>64</b>
												195	H	North Texas	52 39
												197	H	Southern Miss.	70 44
												216	H	Nicholls St.	62 48
												218	A	Arkansas St.	64 57
												218	H	Arkansas St.	59 43
												234	A	Western Ky.	61 50
												239	A	La.-Monroe	54 <b>58</b>
												239	H	La.-Monroe	52 46
												306	A	La.-Lafayette	55 41
												306	H	La.-Lafayette	56 45
												336	A	Troy	59 40
LAST 12 Division I GAMES:															
218	H	Arkansas St.	59 43	239	H	La.-Monroe	52 46								
195	H	North Texas	52 39	124	H	Denver	50 <b>60</b>								
336	A	Troy	59 40	177	H	South Ala.	55 43								
146	H	FIU	63 58	234	A	Western Ky.	61 50								
38	A	Middle Tenn.	51 <b>59</b>	306	H	La.-Lafayette	56 45								
306	A	La.-Lafayette	55 41	218	A	Arkansas St.	64 57								

Non-Div I Games:

UALR

■ Loss, 
 ■ Non-Conf, S Site, 
 ■ Home 
 ■ Away 
 N Neutral

Average RPI Win:	206	WON-LOST	WINNING	LAST 12	STRENGTH OF	OPP. STRENGTH	TEAM	ADJ.	CONF.	ADJ CONF.
Average RPI Loss:	173	RECORD	PCT. RANK	GAMES	SCHEDULE	OF SCHEDULE	RPI	RPI	RPI	RPI
DIV. I ONLY	16- 10	103	7- 5	171	208	117	117	21	21	
DIV. I NON-CONF.	8- 4	88	0- 0	84	120	62	62	19	19	
TOTALS	RPI 1-25	RPI 26-50	W-L RECORDS	RPI 51-100	RPI 101-150	RPI 150+				
16- 10	0- 1	0- 0	OVERALL	1- 1	5- 0	10- 8				
8- 2	0- 0	0- 0	HOME	0- 0	2- 0	6- 2				
7- 7	0- 1	0- 0	AWAY	1- 1	2- 0	4- 5				
1- 1	0- 0	0- 0	NEUTRAL	0- 0	1- 0	0- 1				
8- 4	0- 1	0- 0	NON-CONFERENCE	1- 1	3- 0	4- 2				
4- 0	0- 0	0- 0	HOME	0- 0	1- 0	3- 0				
3- 3	0- 1	0- 0	AWAY	1- 1	1- 0	1- 1				
1- 1	0- 0	0- 0	NEUTRAL	0- 0	1- 0	0- 1				
8- 6	0- 0	0- 0	CONFERENCE	0- 0	2- 0	6- 6				
4- 2	0- 0	0- 0	HOME	0- 0	1- 0	3- 2				
4- 4	0- 0	0- 0	AWAY	0- 0	1- 0	3- 4				
0- 0	0- 0	0- 0	NEUTRAL	0- 0	0- 0	0- 0				

RPI 1-25				RPI 26-50				RPI 51-100				RPI 101+ Team's RPI: 117			
RPI	S	Opponent	Score	RPI	S	Opponent	Score	RPI	S	Opponent	Score	RPI	S	Opponent	Score
2	A	Stanford	44 93					53	A	St. Mary's (CA)	58 75	105	H	Wichita St.	62 47
								95	A	Washington	69 68	124	N	Denver	60 51
												130	A	Pacific	65 61
												130	H	Pacific	59 51
												143	A	Seattle	66 62
												152	A	Cal Poly	65 87
												164	A	Cal St. Northridge	60 63
												164	H	Cal St. Northridge	55 53
												173	A	Santa Clara	78 81
												199	N	Portland St.	57 68
												214	A	UC Santa Barbara	51 47
												222	A	UC Irvine	54 60
												222	H	UC Irvine	59 68
												244	H	Sacramento St.	68 57
												245	A	Hawaii	62 57
												260	A	Long Beach St.	55 67
												260	H	Long Beach St.	78 62
												267	H	San Francisco	64 50
												271	H	San Jose St.	80 60
												281	A	Cal St. Fullerton	57 55
												281	H	Cal St. Fullerton	50 58
												309	A	UC Riverside	70 53
												309	H	UC Riverside	67 46
LAST 12 Division I GAMES:															
130	A	Pacific	65 61	152	A	Cal Poly	65 87								
164	A	Cal St. Northridge	60 63	214	A	UC Santa Barbara	51 47								
260	A	Long Beach St.	55 67	130	H	Pacific	59 51								
309	H	UC Riverside	67 46	260	H	Long Beach St.	78 62								
222	H	UC Irvine	59 68	164	H	Cal St. Northridge	55 53								
281	A	Cal St. Fullerton	57 55	222	A	UC Irvine	54 60								

Non-Div I Games:

UC Davis

■ Loss, 
 ■ Non-Conf, 
 ■ S Site, 
 ■ Home 
 ■ A Away 
 N Neutral



Average RPI Win:	204	WON-LOST	WINNING	LAST 12	STRENGTH OF	OPP. STRENGTH	TEAM	ADJ.	CONF.	ADJ CONF.
Average RPI Loss:	189	RECORD	PCT. RANK	GAMES	SCHEDULE	OF SCHEDULE	RPI	RPI	RPI	RPI
DIV. I ONLY	12- 16	213	6- 6	207	256	222	222	21	21	
DIV. I NON-CONF.	4- 9	256	0- 1	262	248	290	290	19	19	
TOTALS	RPI 1-25	RPI 26-50	W-L RECORDS	RPI 51-100	RPI 101-150	RPI 150+				
12- 16	0- 0	0- 0	OVERALL	0- 1	3- 5	9- 10				
7- 6	0- 0	0- 0	HOME	0- 1	2- 2	5- 3				
3- 10	0- 0	0- 0	AWAY	0- 0	1- 3	2- 6				
2- 0	0- 0	0- 0	NEUTRAL	0- 0	0- 0	2- 0				
4- 9	0- 0	0- 0	NON-CONFERENCE	0- 1	0- 4	4- 4				
2- 3	0- 0	0- 0	HOME	0- 1	0- 2	2- 0				
0- 6	0- 0	0- 0	AWAY	0- 0	0- 2	0- 4				
2- 0	0- 0	0- 0	NEUTRAL	0- 0	0- 0	2- 0				
8- 7	0- 0	0- 0	CONFERENCE	0- 0	3- 1	5- 6				
5- 3	0- 0	0- 0	HOME	0- 0	2- 0	3- 3				
3- 4	0- 0	0- 0	AWAY	0- 0	1- 1	2- 3				
0- 0	0- 0	0- 0	NEUTRAL	0- 0	0- 0	0- 0				

RPI S	Opponent	Score	RPI S	Opponent	Score	RPI S	Opponent	Score	RPI S	Opponent	Score	Team's RPI: 222
						100 H	San Diego St.	57 76	117 A	UC Davis	68 59	
									117 H	UC Davis	60 54	
									130 A	Pacific	63 87	
									130 H	Pacific	77 75	
									136 A	Oregon	77 89	
									139 A	Northern Colo.	56 71	
									142 H	Utah St.	64 69	
									143 H	Seattle	58 86	
									152 A	Cal Poly	62 60	
									152 H	Cal Poly	63 76	
									164 A	Cal St. Northridge	49 55	
									164 H	Cal St. Northridge	59 80	
									173 H	Santa Clara	88 82	
									182 A	Portland	56 64	
									199 A	Portland St.	76 80	
									214 A	UC Santa Barbara	61 53	
									214 H	UC Santa Barbara	72 65	
									216 N	Nicholls St.	62 48	
									232 A	Wyoming	42 51	
									244 H	Sacramento St.	81 75	
									260 A	Long Beach St.	51 63	
									260 H	Long Beach St.	86 61	
									281 A	Cal St. Fullerton	44 58	
									281 H	Cal St. Fullerton	73 68	
									289 A	CSU Bakersfield	92 104	
									309 H	UC Riverside	67 70	
LAST 12 Division I GAMES:												
			281 A	Cal St. Fullerton	44 58		260 H	Long Beach St.	86 61			
			214 H	UC Santa Barbara	72 65		309 H	UC Riverside	67 70			
			152 H	Cal Poly	63 76		143 H	Seattle	58 86			
			130 A	Pacific	63 87		281 H	Cal St. Fullerton	73 68			
			117 A	UC Davis	68 59		152 A	Cal Poly	62 60			
			164 H	Cal St. Northridge	59 80		214 A	UC Santa Barbara	61 53			

Non-Div I Games:

UC Irvine

■ Loss, 
 ■ Non-Conf, 
 ■ S Site, 
 ■ H Home 
 ■ A Away 
 N Neutral

RPI S Opponent Score

RPI S Opponent Score  
335 N Weber St. 57 54

U  
C  
I  
r  
v  
i  
n  
e

U  
C  
I  
r  
v  
i  
n  
e

UC Irvine

## UC Riverside

Through Games Of Sunday, February 26, 2012

Average RPI Win:	266	WON-LOST	WINNING	LAST 12	STRENGTH OF	OPP. STRENGTH	TEAM	ADJ.	CONF.	ADJ CONF.
Average RPI Loss:	170	RECORD	PCT. RANK	GAMES	SCHEDULE	OF SCHEDULE	RPI	RPI	RPI	RPI
DIV. I ONLY	5- 23	316	3- 9	196	245	309	309	21	21	
DIV. I NON-CONF.	2- 11	309	0- 2	219	214	302	302	19	19	
TOTALS	RPI 1-25	RPI 26-50	W-L RECORDS	RPI 51-100	RPI 101-150	RPI 150+				
5- 23	0- 1	0- 0	OVERALL	0- 2	0- 8	5- 12				
3- 7	0- 0	0- 0	HOME	0- 1	0- 2	3- 4				
2- 16	0- 1	0- 0	AWAY	0- 1	0- 6	2- 8				
0- 0	0- 0	0- 0	NEUTRAL	0- 0	0- 0	0- 0				
2- 11	0- 1	0- 0	NON-CONFERENCE	0- 2	0- 4	2- 4				
1- 2	0- 0	0- 0	HOME	0- 1	0- 0	1- 1				
1- 9	0- 1	0- 0	AWAY	0- 1	0- 4	1- 3				
0- 0	0- 0	0- 0	NEUTRAL	0- 0	0- 0	0- 0				
3- 12	0- 0	0- 0	CONFERENCE	0- 0	0- 4	3- 8				
2- 5	0- 0	0- 0	HOME	0- 0	0- 2	2- 3				
1- 7	0- 0	0- 0	AWAY	0- 0	0- 2	1- 5				
0- 0	0- 0	0- 0	NEUTRAL	0- 0	0- 0	0- 0				

RPI	S	Opponent	Score	RPI	S	Opponent	Score	RPI	S	Opponent	Score	RPI	S	Opponent	Score	Team's RPI: 309
24	A	Gonzaga	56 83					63	H	Fresno St.	62 67	108	A	UNLV	36 64	
								70	A	Arizona St.	46 66	117	A	UC Davis	46 67	
												117	H	UC Davis	53 70	
												123	A	Washington St.	35 74	
												130	A	Pacific	46 63	
												130	H	Pacific	59 80	
												142	A	Utah St.	68 71	
												143	A	Seattle	42 64	
												152	A	Cal Poly	43 71	
												152	H	Cal Poly	47 69	
												164	A	Cal St. Northridge	55 63	
												164	H	Cal St. Northridge	58 64	
												214	A	UC Santa Barbara	43 63	
												214	H	UC Santa Barbara	43 53	
												222	A	UC Irvine	70 67	
												250	A	Boise St.	58 68	
												260	A	Long Beach St.	59 70	
												260	H	Long Beach St.	75 71	
												279	A	Idaho	70 57	
												281	A	Cal St. Fullerton	43 66	
												281	H	Cal St. Fullerton	69 65	
												289	A	CSU Bakersfield	66 72	
												289	H	CSU Bakersfield	76 62	
												302	A	Northern Ariz.	59 67	
												306	H	La.-Lafayette	56 59	
LAST 12 Division I GAMES:																
143	A	Seattle	42 64	260	H	Long Beach St.	75 71									
281	A	Cal St. Fullerton	43 66	164	H	Cal St. Northridge	58 64									
152	H	Cal Poly	47 69	222	A	UC Irvine	70 67									
214	H	UC Santa Barbara	43 53	281	H	Cal St. Fullerton	69 65									
117	A	UC Davis	46 67	289	A	CSU Bakersfield	66 72									
130	A	Pacific	46 63	214	A	UC Santa Barbara	43 63									

Non-Div I Games:

UC Riverside

■ Loss, 
 ■ Non-Conf, 
 ■ S Site, 
 ■ Home 
 ■ A Away 
 N Neutral

Average RPI Win:	218	WON-LOST	WINNING	LAST 12	STRENGTH OF	OPP. STRENGTH	TEAM	ADJ.	CONF.	ADJ CONF.
Average RPI Loss:	164	RECORD	PCT. RANK	GAMES	SCHEDULE	OF SCHEDULE	RPI	RPI	RPI	RPI
DIV. I ONLY	13- 14	177	6- 6	225	204	214	214	21	21	
DIV. I NON-CONF.	6- 7	181	1- 1	169	113	186	186	19	19	
TOTALS	RPI 1-25	RPI 26-50	W-L RECORDS	RPI 51-100	RPI 101-150	RPI 150+				
13- 14	0- 0	0- 1	OVERALL	2- 1	1- 5	10- 7				
9- 6	0- 0	0- 0	HOME	1- 1	1- 3	7- 2				
4- 8	0- 0	0- 1	AWAY	1- 0	0- 2	3- 5				
0- 0	0- 0	0- 0	NEUTRAL	0- 0	0- 0	0- 0				
6- 7	0- 0	0- 1	NON-CONFERENCE	2- 1	1- 3	3- 2				
5- 2	0- 0	0- 0	HOME	1- 1	1- 1	3- 0				
1- 5	0- 0	0- 1	AWAY	1- 0	0- 2	0- 2				
0- 0	0- 0	0- 0	NEUTRAL	0- 0	0- 0	0- 0				
7- 7	0- 0	0- 0	CONFERENCE	0- 0	0- 2	7- 5				
4- 4	0- 0	0- 0	HOME	0- 0	0- 2	4- 2				
3- 3	0- 0	0- 0	AWAY	0- 0	0- 0	3- 3				
0- 0	0- 0	0- 0	NEUTRAL	0- 0	0- 0	0- 0				

RPI S	Opponent	Score	RPI S	Opponent	Score	RPI S	Opponent	Score	RPI S	Opponent	Score	Team's RPI: 214
			31 A	Southern California	39 50	53 H	St. Mary's (CA)	61 52	108 H	UNLV	44 46	
						64 A	UTEP	49 48	117 H	UC Davis	47 51	
						95 H	Washington	37 46	130 H	Pacific	48 52	
									131 H	Pepperdine	54 44	
									139 A	Northern Colo.	39 44	
									143 A	Seattle	55 60	
									152 A	Cal Poly	58 61	
									152 H	Cal Poly	52 67	
									164 A	Cal St. Northridge	71 67	
									164 H	Cal St. Northridge	61 44	
									199 A	Portland St.	51 65	
									222 A	UC Irvine	65 72	
									222 H	UC Irvine	53 61	
									257 H	Loyola Marymount	66 49	
									260 A	Long Beach St.	34 46	
									260 H	Long Beach St.	47 35	
									267 H	San Francisco	60 41	
									281 A	Cal St. Fullerton	39 37	
									281 H	Cal St. Fullerton	52 39	
									289 H	CSU Bakersfield	57 49	
									309 A	UC Riverside	53 43	
									309 H	UC Riverside	63 43	
									327 A	New Mexico St.	51 52	
LAST 12 Division I GAMES:												
260 H	Long Beach St.	47 35	152 H	Cal Poly	52 67							
164 H	Cal St. Northridge	61 44	31 A	Southern California	39 50							
222 A	UC Irvine	65 72	130 H	Pacific	48 52							
309 A	UC Riverside	53 43	117 H	UC Davis	47 51							
289 H	CSU Bakersfield	57 49	164 A	Cal St. Northridge	71 67							
281 H	Cal St. Fullerton	52 39	260 A	Long Beach St.	34 46							

Non-Div I Games:

UC Santa Barbara

■ Loss, 
■ Non-Conf, 
■ S Site, 
■ H Home 
■ A Away 
N Neutral

Average RPI Win:	210	WON-LOST	WINNING	LAST 12	STRENGTH OF	OPP. STRENGTH	TEAM	ADJ.	CONF.	ADJ CONF.
Average RPI Loss:	127	RECORD	PCT. RANK	GAMES	SCHEDULE	OF SCHEDULE	RPI	RPI	RPI	RPI
DIV. I ONLY	12- 15	205	6- 6	92	168	188	188	11	11	
DIV. I NON-CONF.	5- 7	208	0- 0	89	263	237	237	12	12	
TOTALS	RPI 1-25	RPI 26-50	W-L RECORDS	RPI 51-100	RPI 101-150	RPI 150+				
12- 15	0- 1	0- 0	OVERALL	0- 7	2- 2	10- 5				
10- 7	0- 0	0- 0	HOME	0- 4	2- 1	8- 2				
2- 8	0- 1	0- 0	AWAY	0- 3	0- 1	2- 3				
0- 0	0- 0	0- 0	NEUTRAL	0- 0	0- 0	0- 0				
5- 7	0- 1	0- 0	NON-CONFERENCE	0- 3	1- 1	4- 2				
5- 5	0- 0	0- 0	HOME	0- 3	1- 1	4- 1				
0- 2	0- 1	0- 0	AWAY	0- 0	0- 0	0- 1				
0- 0	0- 0	0- 0	NEUTRAL	0- 0	0- 0	0- 0				
7- 8	0- 0	0- 0	CONFERENCE	0- 4	1- 1	6- 3				
5- 2	0- 0	0- 0	HOME	0- 1	1- 0	4- 1				
2- 6	0- 0	0- 0	AWAY	0- 3	0- 1	2- 2				
0- 0	0- 0	0- 0	NEUTRAL	0- 0	0- 0	0- 0				

RPI 1-25				RPI 26-50				RPI 51-100				RPI 101+ Team's RPI: 188			
RPI	S	Opponent	Score	RPI	S	Opponent	Score	RPI	S	Opponent	Score	RPI	S	Opponent	Score
4	A	Notre Dame	38 90					64	A	UTEP	38 67	104	A	UAB	54 61
								65	H	Fla. Gulf Coast	36 75	104	H	UAB	41 39
								73	A	Tulane	52 64	138	H	Florida A&M	67 51
								76	A	Memphis	57 65	146	H	FIU	46 61
								76	H	Memphis	54 61	162	H	Tulsa	54 48
								88	H	Florida St.	47 60	172	H	Rice	65 63
								91	H	Hartford	46 55	174	A	Marshall	55 44
												177	A	South Ala.	76 89
												188	H	SMU	48 60
												197	A	Southern Miss.	74 60
												197	H	Southern Miss.	65 47
												201	H	Fordham	57 70
												207	H	Virginia Tech	41 32
												229	A	East Carolina	50 65
												229	H	East Carolina	59 53
												305	H	Bethune-Cookman	66 49
												315	H	Savannah St.	62 48
												316	A	Houston	53 66
												322	H	Mercer	72 43
LAST 12 Division I GAMES:															
316	A	Houston	53 66	162	H	Tulsa	54 48								
229	A	East Carolina	50 65	64	A	UTEP	38 67								
76	H	Memphis	54 61	188	H	SMU	48 60								
197	A	Southern Miss.	74 60	174	A	Marshall	55 44								
104	H	UAB	41 39	172	H	Rice	65 63								
76	A	Memphis	57 65	197	H	Southern Miss.	65 47								

Non-Div I Games:

UCF

Average RPI Win:	130	WON-LOST	WINNING	LAST 12	STRENGTH OF	OPP. STRENGTH	TEAM	ADJ.	CONF.	ADJ CONF.
Average RPI Loss:	44	RECORD	PCT. RANK	GAMES	SCHEDULE	OF SCHEDULE	RPI	RPI	RPI	RPI
DIV. I ONLY	14- 13	158	7- 5	7	28	48	48	4	4	
DIV. I NON-CONF.	5- 6	191	0- 0	9	24	70	70	5	5	
TOTALS	RPI 1-25	RPI 26-50	W-L RECORDS	RPI 51-100	RPI 101-150	RPI 150+				
14- 13	0- 4	1- 5	OVERALL	6- 2	3- 1	4- 1				
9- 4	0- 2	1- 1	HOME	5- 0	1- 1	2- 0				
4- 8	0- 2	0- 3	AWAY	1- 2	2- 0	1- 1				
1- 1	0- 0	0- 1	NEUTRAL	0- 0	0- 0	1- 0				
5- 6	0- 2	0- 2	NON-CONFERENCE	2- 2	0- 0	3- 0				
3- 1	0- 1	0- 0	HOME	2- 0	0- 0	1- 0				
1- 4	0- 1	0- 1	AWAY	0- 2	0- 0	1- 0				
1- 1	0- 0	0- 1	NEUTRAL	0- 0	0- 0	1- 0				
9- 7	0- 2	1- 3	CONFERENCE	4- 0	3- 1	1- 1				
6- 3	0- 1	1- 1	HOME	3- 0	1- 1	1- 0				
3- 4	0- 1	0- 2	AWAY	1- 0	2- 0	0- 1				
0- 0	0- 0	0- 0	NEUTRAL	0- 0	0- 0	0- 0				

RPI 1-25				RPI 26-50				Team's RPI: 48				RPI 51-100				RPI 101+			
RPI	S	Opponent	Score	RPI	S	Opponent	Score	RPI	S	Opponent	Score	RPI	S	Opponent	Score	RPI	S	Opponent	Score
1	A	Baylor	50 83	26	A	California	58 67	51	A	Temple	53 59	114	A	Utah	65 60				
2	A	Stanford	59 82	26	H	California	60 55	56	H	Oregon St.	69 60	116	A	Colorado	62 54				
2	H	Stanford	50 77	29	A	LSU	41 58	61	A	Saint Joseph's	60 64	123	H	Washington St.	73 52				
5	H	Tennessee	64 85	31	A	Southern California	54 66	70	A	Arizona St.	64 48	136	H	Oregon	62 83				
				31	H	Southern California	43 47	70	H	Arizona St.	53 38	157	A	Arizona	66 74				
				41	N	West Virginia	54 63	95	H	Washington	79 73	157	H	Arizona	72 58				
								99	H	McNeese St.	67 59	230	H	Tennessee Tech	74 52				
								100	H	San Diego St.	78 71	257	A	Loyola Marymount	84 43				
												307	N	Colgate	68 48				
LAST 12 Division I GAMES:																			
157	H	Arizona	72 58	95	H	Washington	79 73												
70	H	Arizona St.	53 38	116	A	Colorado	62 54												
31	A	Southern California	54 66	114	A	Utah	65 60												
2	A	Stanford	59 82	136	H	Oregon	62 83												
26	A	California	58 67	56	H	Oregon St.	69 60												
123	H	Washington St.	73 52	31	H	Southern California	43 47												

Non-Div I Games:

UCLA

■ Loss, 
 ■ Non-Conf, 
 ■ S Site, 
 ■ H Home 
 ■ A Away 
 N Neutral

Average RPI Win: <b>237</b>	WON-LOST	WINNING	LAST 12	STRENGTH OF	OPP. STRENGTH	TEAM	ADJ.	CONF.	ADJ CONF.
Average RPI Loss: <b>109</b>	RECORD	PCT. RANK	GAMES	SCHEDULE	OF SCHEDULE	RPI	RPI	RPI	RPI
DIV. I ONLY	15- 14	161	6- 6	132	198	151	151	16	16
DIV. I NON-CONF.	6- 7	181	0- 0	69	168	123	123	15	15
TOTALS	RPI 1-25	RPI 26-50	W-L RECORDS	RPI 51-100	RPI 101-150	RPI 150+			
15- 14	0- 1	0- 1	OVERALL	1- 7	0- 1	14- 4			
9- 4	0- 1	0- 1	HOME	1- 2	0- 0	8- 0			
6- 9	0- 0	0- 0	AWAY	0- 5	0- 1	6- 3			
0- 1	0- 0	0- 0	NEUTRAL	0- 0	0- 0	0- 1			
6- 7	0- 1	0- 1	NON-CONFERENCE	0- 2	0- 1	6- 2			
3- 2	0- 1	0- 1	HOME	0- 0	0- 0	3- 0			
3- 4	0- 0	0- 0	AWAY	0- 2	0- 1	3- 1			
0- 1	0- 0	0- 0	NEUTRAL	0- 0	0- 0	0- 1			
9- 7	0- 0	0- 0	CONFERENCE	1- 5	0- 0	8- 2			
6- 2	0- 0	0- 0	HOME	1- 2	0- 0	5- 0			
3- 5	0- 0	0- 0	AWAY	0- 3	0- 0	3- 2			
0- 0	0- 0	0- 0	NEUTRAL	0- 0	0- 0	0- 0			

RPI 1-25				RPI 26-50				RPI 51-100				RPI 101+ Team's RPI: 151			
RPI	S	Opponent	Score	RPI	S	Opponent	Score	RPI	S	Opponent	Score	RPI	S	Opponent	Score
8	H	Maryland	59 <b>70</b>	34	H	Princeton	41 <b>56</b>	67	A	Boston U.	56 <b>61</b>	144	A	Coppin St.	60 <b>68</b>
								67	H	Boston U.	53 <b>59</b>	153	N	High Point	51 <b>62</b>
								80	A	Hampton	47 <b>75</b>	156	A	Monmouth	68 64
								85	A	Albany (NY)	41 <b>53</b>	168	H	George Mason	65 53
								85	H	Albany (NY)	63 <b>65</b>	181	A	Loyola Maryland	60 56
								89	A	Towson	45 <b>56</b>	185	A	New Hampshire	68 <b>75</b>
								91	A	Hartford	54 <b>66</b>	185	H	New Hampshire	67 65
								91	H	Hartford	71 59	207	A	Virginia Tech	52 <b>57</b>
												208	A	Navy	54 46
												215	H	Md.-East. Shore	65 60
												231	A	Binghamton	43 <b>61</b>
												231	H	Binghamton	63 50
												274	A	Vermont	67 58
												274	H	Vermont	72 60
												292	H	Morgan St.	72 50
												318	A	Maine	75 55
												318	H	Maine	66 44
												319	A	Stony Brook	63 51
												319	H	Stony Brook	73 47
LAST 12 Division I GAMES:															
274	H	Vermont	72 60	85	H	Albany (NY)	63 <b>65</b>								
67	A	Boston U.	56 <b>61</b>	185	A	New Hampshire	68 <b>75</b>								
91	A	Hartford	54 <b>66</b>	67	H	Boston U.	53 <b>59</b>								
231	H	Binghamton	63 50	274	A	Vermont	67 58								
319	A	Stony Brook	63 51	231	A	Binghamton	43 <b>61</b>								
318	H	Maine	66 44	91	H	Hartford	71 59								

Non-Div I Games:

UMBC

■ Loss, 
 ■ Non-Conf, S Site, 
 ■ Home 
 ■ Away 
 N Neutral

Average RPI Win:	231	WON-LOST	WINNING	LAST 12	STRENGTH OF	OPP. STRENGTH	TEAM	ADJ.	CONF.	ADJ CONF.
Average RPI Loss:	130	RECORD	PCT. RANK	GAMES	SCHEDULE	OF SCHEDULE	RPI	RPI	RPI	RPI
DIV. I ONLY	17- 10	99	7- 5	265	176	147	147	19	19	
DIV. I NON-CONF.	7- 3	85	0- 0	233	175	103	103	11	11	
TOTALS	RPI 1-25	RPI 26-50	W-L RECORDS	RPI 51-100	RPI 101-150	RPI 150+				
17- 10	0- 0	0- 1	OVERALL	3- 4	1- 2	13- 3				
9- 3	0- 0	0- 0	HOME	1- 1	1- 1	7- 1				
6- 7	0- 0	0- 1	AWAY	1- 3	0- 1	5- 2				
2- 0	0- 0	0- 0	NEUTRAL	1- 0	0- 0	1- 0				
7- 3	0- 0	0- 1	NON-CONFERENCE	2- 1	0- 1	5- 0				
3- 1	0- 0	0- 0	HOME	0- 0	0- 1	3- 0				
2- 2	0- 0	0- 1	AWAY	1- 1	0- 0	1- 0				
2- 0	0- 0	0- 0	NEUTRAL	1- 0	0- 0	1- 0				
10- 7	0- 0	0- 0	CONFERENCE	1- 3	1- 1	8- 3				
6- 2	0- 0	0- 0	HOME	1- 1	1- 0	4- 1				
4- 5	0- 0	0- 0	AWAY	0- 2	0- 1	4- 2				
0- 0	0- 0	0- 0	NEUTRAL	0- 0	0- 0	0- 0				

RPI 1-25			RPI 26-50			RPI 51-100			RPI 101+			Team's RPI: 147
RPI	S	Opponent	Score	RPI	S	Opponent	Score	RPI	S	Opponent	Score	
42	A	Kansas	52 77	58	A	Eastern Mich.	70 68	103	A	Oral Roberts	70 83	
				60	A	South Dakota St.	62 75	103	H	Oral Roberts	92 79	
				60	H	South Dakota St.	73 79	107	H	VCU	70 78	
				62	A	Texas Tech	67 94	233	A	Oakland	65 71	
				78	N	Central Ark.	64 60	239	N	La.-Monroe	76 70	
				90	A	South Dakota	54 60	246	A	North Dakota St.	76 58	
				90	H	South Dakota	61 49	246	H	North Dakota St.	68 64	
								249	A	Saint Louis	70 67	
								254	A	Western Ill.	84 69	
								254	H	Western Ill.	63 66	
								258	A	IUPUI	58 56	
								258	H	IUPUI	63 55	
								265	H	North Florida	100 63	
								288	A	IPFW	76 82	
								288	H	IPFW	79 62	
								310	A	Southern Utah	64 46	
								310	H	Southern Utah	81 61	
								327	H	New Mexico St.	68 57	
								342	H	Houston Baptist	92 45	
LAST 12 Division I GAMES:												
288	H	IPFW	79 62	310	A	Southern Utah	64 46					
258	A	IUPUI	58 56	103	A	Oral Roberts	70 83					
254	A	Western Ill.	84 69	254	H	Western Ill.	63 66					
246	H	North Dakota St.	68 64	258	H	IUPUI	63 55					
60	H	South Dakota St.	73 79	246	A	North Dakota St.	76 58					
90	A	South Dakota	54 60	60	A	South Dakota St.	62 75					

Non-Div I Games: Neb. Omaha 74 64 Northwest Mo. St. 95 72

UMKC

Loss, Non-Conf, S Site, H Home A Away N Neutral



UNC Asheville

Through Games Of Sunday, February 26, 2012

Average RPI Win:	288	WON-LOST	WINNING	LAST 12	STRENGTH OF	OPP. STRENGTH	TEAM	ADJ.	CONF.	ADJ CONF.
Average RPI Loss:	214	RECORD	PCT. RANK	GAMES	SCHEDULE	OF SCHEDULE	RPI	RPI	RPI	RPI

DIV. I ONLY	4- 19	319	2- 10	296	338	338	338	26	26
DIV. I NON-CONF.	1- 7	318	0- 0	272	341	333	333	28	28

TOTALS	RPI 1-25	RPI 26-50	W-L RECORDS	RPI 51-100	RPI 101-150	RPI 150+
4- 19	0- 0	0- 0	OVERALL	0- 1	0- 1	4- 17
4- 6	0- 0	0- 0	HOME	0- 1	0- 1	4- 4
0- 13	0- 0	0- 0	AWAY	0- 0	0- 0	0- 12
0- 0	0- 0	0- 0	NEUTRAL	0- 0	0- 0	0- 0
1- 7	0- 0	0- 0	NON-CONFERENCE	0- 1	0- 0	1- 6
1- 2	0- 0	0- 0	HOME	0- 1	0- 0	1- 1
0- 5	0- 0	0- 0	AWAY	0- 0	0- 0	0- 5
0- 0	0- 0	0- 0	NEUTRAL	0- 0	0- 0	0- 0
3- 12	0- 0	0- 0	CONFERENCE	0- 0	0- 1	3- 11
3- 4	0- 0	0- 0	HOME	0- 0	0- 1	3- 3
0- 8	0- 0	0- 0	AWAY	0- 0	0- 0	0- 8
0- 0	0- 0	0- 0	NEUTRAL	0- 0	0- 0	0- 0

RPI 1-25	RPI 26-50	RPI 51-100	RPI 101+	Team's RPI: 338
RPI S Opponent Score	RPI S Opponent Score	RPI S Opponent Score	RPI S Opponent Score	Score
		77 H Appalachian St. 71 85	106 H Liberty 56 78	
			153 A High Point 49 89	
			168 A George Mason 59 88	
			186 A Campbell 62 82	
			190 A Winthrop 68 84	
			190 H Winthrop 68 79	
			198 A Furman 59 71	
			205 A Radford 67 79	
			205 H Radford 62 72	
			212 A Charleston So. 70 88	
			212 H Charleston So. 75 68	
			228 A Western Caro. 53 65	
			253 A Presbyterian 54 62	
			253 H Presbyterian 45 62	
			261 A South Carolina St. 82 92	
			273 A Kennesaw St. 79 83	
			287 H S.C. Upstate 66 73	
			290 A Coastal Caro. 58 74	
			290 H Coastal Caro. 69 60	
			322 H Mercer 76 75	
			329 A Gardner-Webb 52 69	
			329 H Gardner-Webb 74 62	
LAST 12 Division I GAMES:				
205 A Radford 67 79	205 H Radford 62 72			
329 A Gardner-Webb 52 69	106 H Liberty 56 78			
190 H Winthrop 68 79	329 H Gardner-Webb 74 62			
253 H Presbyterian 45 62	253 A Presbyterian 54 62			
290 A Coastal Caro. 58 74	190 A Winthrop 68 84			
212 A Charleston So. 70 88	212 H Charleston So. 75 68			

Non-Div I Games: Brevard 74 62 Winston-Salem 83 74 Montreat 73 64

UNC Asheville

Loss, Non-Conf, S Site, H Home A Away N Neutral

## UNC Greensboro

Through Games Of Sunday, February 26, 2012

Average RPI Win:	255	WON-LOST	WINNING	LAST 12	STRENGTH OF	OPP. STRENGTH	TEAM	ADJ.	CONF.	ADJ CONF.
Average RPI Loss:	154	RECORD	PCT. RANK	GAMES	SCHEDULE	OF SCHEDULE	RPI	RPI	RPI	RPI
DIV. I ONLY	4- 23	326	2- 10	115	274	297	297	14	14	
DIV. I NON-CONF.	1- 7	318	0- 0	66	321	259	259	20	20	
TOTALS	RPI 1-25	RPI 26-50	W-L RECORDS	RPI 51-100	RPI 101-150	RPI 150+				
4- 23	0- 0	0- 1	OVERALL	0- 8	1- 3	3- 11				
2- 9	0- 0	0- 0	HOME	0- 3	1- 2	1- 4				
2- 13	0- 0	0- 1	AWAY	0- 5	0- 1	2- 6				
0- 1	0- 0	0- 0	NEUTRAL	0- 0	0- 0	0- 1				
1- 7	0- 0	0- 1	NON-CONFERENCE	0- 2	0- 2	1- 2				
0- 2	0- 0	0- 0	HOME	0- 0	0- 2	0- 0				
1- 4	0- 0	0- 1	AWAY	0- 2	0- 0	1- 1				
0- 1	0- 0	0- 0	NEUTRAL	0- 0	0- 0	0- 1				
3- 16	0- 0	0- 0	CONFERENCE	0- 6	1- 1	2- 9				
2- 7	0- 0	0- 0	HOME	0- 3	1- 0	1- 4				
1- 9	0- 0	0- 0	AWAY	0- 3	0- 1	1- 5				
0- 0	0- 0	0- 0	NEUTRAL	0- 0	0- 0	0- 0				

RPI S	Opponent	Score	RPI S	Opponent	Score	RPI S	Opponent	Score	RPI S	Opponent	Score	Team's RPI: 297
47	A Richmond	60 75	69	A Chattanooga	44 63	104	H UAB	42 72				
			69	H Chattanooga	46 63	106	H Liberty	46 61				
			77	A Appalachian St.	60 79	133	A Samford	40 83				
			77	H Appalachian St.	66 81	133	H Samford	61 53				
			83	A North Carolina	35 91	179	A Elon	43 57				
			86	A Davidson	52 71	179	H Elon	50 69				
			86	H Davidson	49 58	198	A Furman	48 53				
			100	A San Diego St.	29 57	198	H Furman	64 66				
						205	A Radford	67 75				
						228	A Western Caro.	29 62				
						228	H Western Caro.	35 46				
						248	N Penn	36 47				
						252	A Col. of Charleston	60 54				
						252	H Col. of Charleston	42 52				
						293	A Wofford	47 62				
						294	A Ga. Southern	47 59				
						294	H Ga. Southern	55 54				
						341	A N.C. Central	70 53				
LAST 12 Division I GAMES:												
294	A Ga. Southern	47 59	228	H Western Caro.	35 46							
252	A Col. of Charleston	60 54	133	A Samford	40 83							
86	H Davidson	49 58	69	A Chattanooga	44 63							
77	A Appalachian St.	60 79	179	A Elon	43 57							
86	A Davidson	52 71	198	H Furman	64 66							
179	H Elon	50 69	294	H Ga. Southern	55 54							

Non-Div I Games:

UNC Greensboro

■ Loss, 
 ■ Non-Conf, S Site, 
 ■ Home 
 ■ Away 
 N Neutral

## UNC Wilmington

Through Games Of Sunday, February 26, 2012

Average RPI Win:	187	WON-LOST	WINNING	LAST 12	STRENGTH OF	OPP. STRENGTH	TEAM	ADJ.	CONF.	ADJ CONF.
Average RPI Loss:	69	RECORD	PCT. RANK	GAMES	SCHEDULE	OF SCHEDULE	RPI	RPI	RPI	RPI
DIV. I ONLY	17- 11	104	8- 4	101	80	82	82	7	7	
DIV. I NON-CONF.	7- 4	99	0- 0	104	89	78	78	7	7	
TOTALS	RPI 1-25	RPI 26-50	W-L RECORDS	RPI 51-100	RPI 101-150	RPI 150+				
17- 11	0- 3	0- 2	OVERALL	2- 3	2- 2	13- 1				
8- 3	0- 1	0- 0	HOME	1- 1	1- 0	6- 1				
9- 6	0- 2	0- 1	AWAY	1- 2	1- 1	7- 0				
0- 2	0- 0	0- 1	NEUTRAL	0- 0	0- 1	0- 0				
7- 4	0- 1	0- 1	NON-CONFERENCE	0- 1	1- 1	6- 0				
3- 0	0- 0	0- 0	HOME	0- 0	0- 0	3- 0				
4- 2	0- 1	0- 0	AWAY	0- 1	1- 0	3- 0				
0- 2	0- 0	0- 1	NEUTRAL	0- 0	0- 1	0- 0				
10- 7	0- 2	0- 1	CONFERENCE	2- 2	1- 1	7- 1				
5- 3	0- 1	0- 0	HOME	1- 1	1- 0	3- 1				
5- 4	0- 1	0- 1	AWAY	1- 1	0- 1	4- 0				
0- 0	0- 0	0- 0	NEUTRAL	0- 0	0- 0	0- 0				

RPI 1-25				RPI 26-50				RPI 51-100 Team's RPI: 82				RPI 101+			
RPI	S	Opponent	Score	RPI	S	Opponent	Score	RPI	S	Opponent	Score	RPI	S	Opponent	Score
7	A	Delaware	37 69	33	A	James Madison	52 63	52	A	Hofstra	55 66	107	A	VCU	53 65
7	H	Delaware	53 62	38	N	Middle Tenn.	60 79	84	H	Drexel	43 58	107	H	VCU	57 56
9	A	Duke	45 107					89	A	Towson	76 61	115	A	Charlotte	74 73
								89	H	Towson	53 51	123	N	Washington St.	60 72
								98	A	North Carolina St.	64 83	168	H	George Mason	61 53
												186	H	Campbell	79 73
												187	H	Xavier	59 52
												202	A	Northeastern	69 64
												202	H	Northeastern	60 53
												203	A	Old Dominion	76 54
												203	H	Old Dominion	57 59
												212	A	Charleston So.	72 70
												220	A	William & Mary	78 71
												220	H	William & Mary	80 77
												229	H	East Carolina	64 53
												243	A	Georgia St.	72 69
												251	A	Ohio	56 51
												262	A	N.C. A&T	90 63
LAST 12 Division I GAMES:															
52	A	Hofstra	55 66	220	H	William & Mary	80 77								
89	H	Towson	53 51	7	H	Delaware	53 62								
220	A	William & Mary	78 71	89	A	Towson	76 61								
33	A	James Madison	52 63	202	A	Northeastern	69 64								
203	H	Old Dominion	57 59	203	A	Old Dominion	76 54								
243	A	Georgia St.	72 69	107	H	VCU	57 56								

Non-Div I Games:

UNC Wilmington

■ Loss, 
 ■ Non-Conf, S Site, 
 ■ Home 
 ■ Away 
 N Neutral

Average RPI Win:	211	WON-LOST	WINNING	LAST 12	STRENGTH OF	OPP. STRENGTH	TEAM	ADJ.	CONF.	ADJ CONF.
Average RPI Loss:	103	RECORD	PCT. RANK	GAMES	SCHEDULE	OF SCHEDULE	RPI	RPI	RPI	RPI
DIV. I ONLY	16- 11	114	6- 6	167	112	140	140	10	10	
DIV. I NON-CONF.	7- 4	99	0- 0	165	221	110	110	10	10	
TOTALS	RPI 1-25	RPI 26-50	W-L RECORDS	RPI 51-100	RPI 101-150	RPI 150+				
16- 11	0- 0	1- 3	OVERALL	2- 3	0- 3	13- 2				
10- 4	0- 0	1- 1	HOME	2- 1	0- 2	7- 0				
4- 7	0- 0	0- 2	AWAY	0- 0	0- 0	4- 1				
2- 0	0- 0	0- 0	NEUTRAL	0- 0	0- 0	2- 0				
7- 4	0- 0	0- 3	NON-CONFERENCE	1- 0	0- 0	6- 1				
4- 1	0- 0	0- 1	HOME	1- 0	0- 0	3- 0				
1- 3	0- 0	0- 2	AWAY	0- 0	0- 0	1- 1				
2- 0	0- 0	0- 0	NEUTRAL	0- 0	0- 0	2- 0				
9- 7	0- 0	1- 0	CONFERENCE	1- 3	0- 3	7- 1				
6- 3	0- 0	1- 0	HOME	1- 1	0- 2	4- 0				
3- 4	0- 0	0- 0	AWAY	0- 2	0- 1	3- 1				
0- 0	0- 0	0- 0	NEUTRAL	0- 0	0- 0	0- 0				

RPI S	Opponent	Score	RPI S	Opponent	Score	RPI S	Opponent	Score	RPI S	Opponent	Score	Team's RPI: 140
27	A Green Bay	67 75	27	A Green Bay	67 75	79	A Creighton	50 65	105	H Wichita St.	40 67	
36	H Iowa	74 78	36	H Iowa	74 78	79	H Creighton	48 74	137	A Indiana St.	60 71	
44	H Missouri St.	62 54	44	H Missouri St.	62 54	90	H South Dakota	53 43	137	H Indiana St.	62 68	
46	A Iowa St.	57 84	46	A Iowa St.	57 84	92	A Illinois St.	68 84	154	A Drake	82 77	
						92	H Illinois St.	79 73	154	H Drake	68 66	
									165	A Bradley	61 75	
									165	H Bradley	71 57	
									178	H Colorado St.	61 50	
									225	A North Dakota	70 74	
									232	N Wyoming	60 46	
									240	N Youngstown St.	90 73	
									246	H North Dakota St.	60 41	
									259	A Southern Ill.	70 66	
									259	H Southern Ill.	73 51	
									303	A Evansville	61 51	
									303	H Evansville	58 53	
									321	H Southeast Mo. St.	62 42	
									331	A Chicago St.	88 54	
LAST 12 Division I GAMES:												
154	H Drake	68 66	259	H Southern Ill.	73 51							
79	H Creighton	48 74	154	A Drake	82 77							
165	A Bradley	61 75	79	A Creighton	50 65							
137	A Indiana St.	60 71	165	H Bradley	71 57							
92	A Illinois St.	68 84	92	H Illinois St.	79 73							
303	H Evansville	58 53	137	H Indiana St.	62 68							

Non-Div I Games:

UNI

Average RPI Win: <b>226</b>	WON-LOST	WINNING	LAST 12	STRENGTH OF	OPP. STRENGTH	TEAM	ADJ.	CONF.	ADJ CONF.
Average RPI Loss: <b>116</b>	RECORD	PCT. RANK	GAMES	SCHEDULE	OF SCHEDULE	RPI	RPI	RPI	RPI
DIV. I ONLY	21- 8	50	8- 4	241	156	108	108	23	23
DIV. I NON-CONF.	12- 4	61	0- 0	207	90	93	93	23	23
TOTALS	RPI 1-25	RPI 26-50	W-L RECORDS	RPI 51-100	RPI 101-150	RPI 150+			
21- 8	1- 1	1- 1	OVERALL	1- 2	0- 1	18- 3			
11- 4	1- 1	0- 0	HOME	1- 1	0- 1	9- 1			
8- 4	0- 0	1- 1	AWAY	0- 1	0- 0	7- 2			
2- 0	0- 0	0- 0	NEUTRAL	0- 0	0- 0	2- 0			
12- 4	1- 1	1- 1	NON-CONFERENCE	1- 0	0- 1	9- 1			
7- 2	1- 1	0- 0	HOME	1- 0	0- 1	5- 0			
3- 2	0- 0	1- 1	AWAY	0- 0	0- 0	2- 1			
2- 0	0- 0	0- 0	NEUTRAL	0- 0	0- 0	2- 0			
9- 4	0- 0	0- 0	CONFERENCE	0- 2	0- 0	9- 2			
4- 2	0- 0	0- 0	HOME	0- 1	0- 0	4- 1			
5- 2	0- 0	0- 0	AWAY	0- 1	0- 0	5- 1			
0- 0	0- 0	0- 0	NEUTRAL	0- 0	0- 0	0- 0			

RPI 1-25			RPI 26-50			RPI 51-100			RPI 101+			Team's RPI: 108
RPI	S	Opponent	Score	RPI	S	Opponent	Score	RPI	S	Opponent	Score	
12	H	Kansas St.	44 38	26	A	California	48 70	63	H	Fresno St.	73 71	118 H Northwestern 49 79
16	H	Georgetown	45 64	36	A	Iowa	69 59	100 A San Diego St.	64 77	157 A Arizona 58 62		
								100 H San Diego St.	62 66	176 A TCU 72 57		
										176 H TCU 55 54		
										178 A Colorado St. 62 74		
										202 H Northeastern 61 58		
										211 N Butler 62 39		
										214 A UC Santa Barbara 46 44		
										232 A Wyoming 54 51		
										232 H Wyoming 47 51		
										246 H North Dakota St. 76 57		
										250 A Boise St. 75 66		
										250 H Boise St. 66 50		
										271 H San Jose St. 78 41		
										283 N Prairie View 73 60		
										291 H UTSA 74 67		
										294 A New Mexico 64 50		
										294 H New Mexico 65 60		
										309 H UC Riverside 64 36		
										311 A Air Force 86 48		
										311 H Air Force 63 47		
										317 A Nevada 74 63		
LAST 12 Division I GAMES:												
311	A	Air Force	86 48	178	A	Colorado St.	62 74					
250	A	Boise St.	75 66	311	H	Air Force	63 47					
294	H	New Mexico	65 60	250	H	Boise St.	66 50					
176	H	TCU	55 54	294	A	New Mexico	64 50					
100	A	San Diego St.	64 77	176	A	TCU	72 57					
232	H	Wyoming	47 51	100	H	San Diego St.	62 66					

Non-Div I Games:

UNLV

■ Loss, 
■ Non-Conf, S Site, 
■ Home 
■ Away 
N Neutral

Average RPI Win:	272	WON-LOST	WINNING	LAST 12	STRENGTH OF	OPP. STRENGTH	TEAM	ADJ.	CONF.	ADJ CONF.
Average RPI Loss:	87	RECORD	PCT. RANK	GAMES	SCHEDULE	OF SCHEDULE	RPI	RPI	RPI	RPI
DIV. I ONLY	21- 8	50	12- 0	299	261	113	113	31	31	
DIV. I NON-CONF.	6- 7	181	0- 0	186	75	164	164	31	31	
TOTALS	RPI 1-25	RPI 26-50	W-L RECORDS	RPI 51-100	RPI 101-150	RPI 150+				
21- 8	0- 2	0- 1	OVERALL	0- 2	1- 2	20- 1				
12- 1	0- 1	0- 0	HOME	0- 0	1- 0	11- 0				
9- 7	0- 1	0- 1	AWAY	0- 2	0- 2	9- 1				
0- 0	0- 0	0- 0	NEUTRAL	0- 0	0- 0	0- 0				
6- 7	0- 2	0- 1	NON-CONFERENCE	0- 2	0- 1	6- 1				
4- 1	0- 1	0- 0	HOME	0- 0	0- 0	4- 0				
2- 6	0- 1	0- 1	AWAY	0- 2	0- 1	2- 1				
0- 0	0- 0	0- 0	NEUTRAL	0- 0	0- 0	0- 0				
15- 1	0- 0	0- 0	CONFERENCE	0- 0	1- 1	14- 0				
8- 0	0- 0	0- 0	HOME	0- 0	1- 0	7- 0				
7- 1	0- 0	0- 0	AWAY	0- 0	0- 1	7- 0				
0- 0	0- 0	0- 0	NEUTRAL	0- 0	0- 0	0- 0				

RPI 1-25				RPI 26-50				RPI 51-100				RPI 101+ Team's RPI: 113			
RPI	S	Opponent	Score	RPI	S	Opponent	Score	RPI	S	Opponent	Score	RPI	S	Opponent	Score
18	A	Louisville	57 70	30	A	Purdue	39 65	76	A	Memphis	69 90	110	A	Eastern Ill.	63 70
25	H	Vanderbilt	84 99					78	A	Central Ark.	65 69	110	H	Eastern Ill.	94 86
												137	A	Indiana St.	55 66
												166	H	SIU Edwardsville	91 59
												197	A	Southern Miss.	88 69
												218	A	Arkansas St.	68 83
												230	H	Tennessee Tech	83 61
												247	H	Belmont	67 48
												249	A	Saint Louis	70 55
												259	H	Southern Ill.	91 70
												266	A	Eastern Ky.	84 61
												282	A	Austin Peay	88 83
												282	H	Austin Peay	86 62
												285	A	Morehead St.	81 61
												300	A	Tennessee St.	114 105
												300	H	Tennessee St.	105 90
												301	A	Murray St.	91 67
												301	H	Murray St.	84 67
												303	H	Evansville	78 69
												311	H	Air Force	84 60
												321	A	Southeast Mo. St.	77 44
												321	H	Southeast Mo. St.	88 47
												340	A	Jacksonville St.	87 52
												340	H	Jacksonville St.	99 67
LAST 12 Division I GAMES:															
340	A	Jacksonville St.	87 52	301	H	Murray St.	84 67								
282	H	Austin Peay	86 62	282	A	Austin Peay	88 83								
321	A	Southeast Mo. St.	77 44	300	H	Tennessee St.	105 90								
301	A	Murray St.	91 67	321	H	Southeast Mo. St.	88 47								
110	H	Eastern Ill.	94 86	285	A	Morehead St.	81 61								
340	H	Jacksonville St.	99 67	266	A	Eastern Ky.	84 61								

Non-Div I Games:

UT Martin

■ Loss, 
 ■ Non-Conf, 
 ■ S Site, 
 ■ Home 
 ■ A Away 
 N Neutral

Average RPI Win:	202	WON-LOST	WINNING	LAST 12	STRENGTH OF	OPP. STRENGTH	TEAM	ADJ.	CONF.	ADJ CONF.
Average RPI Loss:	152	RECORD	PCT. RANK	GAMES	SCHEDULE	OF SCHEDULE	RPI	RPI	RPI	RPI
DIV. I ONLY	25- 3	9	11- 1	260	151	64	64	11	11	
DIV. I NON-CONF.	11- 2	24	0- 0	289	296	104	104	12	12	
TOTALS	RPI 1-25	RPI 26-50	W-L RECORDS	RPI 51-100	RPI 101-150	RPI 150+				
25- 3	0- 0	0- 0	OVERALL	4- 1	2- 0	19- 2				
15- 2	0- 0	0- 0	HOME	3- 0	2- 0	10- 2				
10- 1	0- 0	0- 0	AWAY	1- 1	0- 0	9- 0				
0- 0	0- 0	0- 0	NEUTRAL	0- 0	0- 0	0- 0				
11- 2	0- 0	0- 0	NON-CONFERENCE	1- 1	2- 0	8- 1				
8- 1	0- 0	0- 0	HOME	1- 0	2- 0	5- 1				
3- 1	0- 0	0- 0	AWAY	0- 1	0- 0	3- 0				
0- 0	0- 0	0- 0	NEUTRAL	0- 0	0- 0	0- 0				
14- 1	0- 0	0- 0	CONFERENCE	3- 0	0- 0	11- 1				
7- 1	0- 0	0- 0	HOME	2- 0	0- 0	5- 1				
7- 0	0- 0	0- 0	AWAY	1- 0	0- 0	6- 0				
0- 0	0- 0	0- 0	NEUTRAL	0- 0	0- 0	0- 0				





























































































































































[illegible]

Non-Div I Games:

UTEP





Loss, Non-Conf, S Site, H Home A Away N Neutral

Average RPI Win: <b>234</b>	WON-LOST	WINNING	LAST 12	STRENGTH OF	OPP. STRENGTH	TEAM	ADJ.	CONF.	ADJ CONF.
Average RPI Loss: <b>171</b>	RECORD	PCT. RANK	GAMES	SCHEDULE	OF SCHEDULE	RPI	RPI	RPI	RPI
DIV. I ONLY	<b>8- 19</b>	<b>273</b>	<b>3- 9</b>	<b>179</b>	<b>264</b>	<b>291</b>	<b>291</b>	<b>24</b>	<b>24</b>
DIV. I NON-CONF.	<b>4- 9</b>	<b>256</b>	<b>0- 0</b>	<b>128</b>	<b>121</b>	<b>267</b>	<b>267</b>	<b>27</b>	<b>27</b>
TOTALS	RPI 1-25	RPI 26-50	W-L RECORDS	RPI 51-100	RPI 101-150	RPI 150+			
8- 19	0- 0	0- 1	OVERALL	0- 2	3- 4	5- 12			
7- 8	0- 0	0- 0	HOME	0- 2	3- 2	4- 4			
1- 11	0- 0	0- 1	AWAY	0- 0	0- 2	1- 8			
0- 0	0- 0	0- 0	NEUTRAL	0- 0	0- 0	0- 0			
4- 9	0- 0	0- 1	NON-CONFERENCE	0- 1	2- 3	2- 4			
4- 5	0- 0	0- 0	HOME	0- 1	2- 2	2- 2			
0- 4	0- 0	0- 1	AWAY	0- 0	0- 1	0- 2			
0- 0	0- 0	0- 0	NEUTRAL	0- 0	0- 0	0- 0			
4- 10	0- 0	0- 0	CONFERENCE	0- 1	1- 1	3- 8			
3- 3	0- 0	0- 0	HOME	0- 1	1- 0	2- 2			
1- 7	0- 0	0- 0	AWAY	0- 0	0- 1	1- 6			
0- 0	0- 0	0- 0	NEUTRAL	0- 0	0- 0	0- 0			

RPI S	Opponent	Score	RPI S	Opponent	Score	RPI S	Opponent	Score	RPI S	Opponent	Score	Team's RPI: 291
			31   Southern California	56   74		79   Creighton	53   54		102   Missouri	50   70		
						99   McNeese St.	54   65		105   Wichita St.	56   69		
									108   UNLV	67   74		
									127   Detroit	59   55		
									141   Stephen F. Austin	64   73		
									141   Stephen F. Austin	50   46		
									146   FIU	61   54		
									160   Sam Houston St.	55   67		
									160   Sam Houston St.	50   63		
									171   Lamar	51   54		
									172   Rice	46   71		
									176   TCU	30   65		
									177   South Ala.	42   54		
									188   SMU	65   69		
									216   Nicholls St.	62   68		
									226   Texas St.	67   87		
									226   Texas St.	67   53		
									264   Tex.-Pan American	68   54		
									296   Southeastern La.	63   64		
									314   Texas-Arlington	40   51		
									316   Houston	70   59		
									326   A&M-Corpus Christi	58   38		
									326   A&M-Corpus Christi	72   58		
									330   Northwestern St.	57   61		
LAST 12 Division I GAMES:												
			226   Texas St.	67   87		171   Lamar	51   54					
			326   A&M-Corpus Christi	72   58		314   Texas-Arlington	40   51					
			216   Nicholls St.	62   68		160   Sam Houston St.	55   67					
			99   McNeese St.	54   65		226   Texas St.	67   53					
			141   Stephen F. Austin	64   73		330   Northwestern St.	57   61					
			296   Southeastern La.	63   64		141   Stephen F. Austin	50   46					

Non-Div I Games:

UTSA

 Loss, 
  Non-Conf, 
  S Site, 
  H Home 
  A Away 
 N Neutral



Average RPI Win:	188	WON-LOST	WINNING	LAST 12	STRENGTH OF	OPP. STRENGTH	TEAM	ADJ.	CONF.	ADJ CONF.
Average RPI Loss:	65	RECORD	PCT. RANK	GAMES	SCHEDULE	OF SCHEDULE	RPI	RPI	RPI	RPI
DIV. I ONLY	13- 14	177	5- 7	54	83	114	114	4	4	
DIV. I NON-CONF.	7- 4	99	0- 0	225	273	153	153	5	5	
TOTALS	RPI 1-25	RPI 26-50	W-L RECORDS	RPI 51-100	RPI 101-150	RPI 150+				
13- 14	0- 2	1- 6	OVERALL	3- 2	2- 3	7- 1				
9- 4	0- 1	1- 2	HOME	2- 0	0- 1	6- 0				
3- 9	0- 1	0- 4	AWAY	1- 2	1- 2	1- 0				
1- 1	0- 0	0- 0	NEUTRAL	0- 0	1- 0	0- 1				
7- 4	0- 0	0- 3	NON-CONFERENCE	1- 0	1- 0	5- 1				
6- 0	0- 0	0- 0	HOME	1- 0	0- 0	5- 0				
0- 3	0- 0	0- 3	AWAY	0- 0	0- 0	0- 0				
1- 1	0- 0	0- 0	NEUTRAL	0- 0	1- 0	0- 1				
6- 10	0- 2	1- 3	CONFERENCE	2- 2	1- 3	2- 0				
3- 4	0- 1	1- 2	HOME	1- 0	0- 1	1- 0				
3- 6	0- 1	0- 1	AWAY	1- 2	1- 2	1- 0				
0- 0	0- 0	0- 0	NEUTRAL	0- 0	0- 0	0- 0				

RPI 1-25				RPI 26-50				RPI 51-100				RPI 101+				Team's RPI: 114
RPI	S	Opponent	Score	RPI	S	Opponent	Score	RPI	S	Opponent	Score	RPI	S	Opponent	Score	
2	A	Stanford	42 69	26	A	California	46 60	56	A	Oregon St.	49 62	116	A	Colorado	61 56	
2	H	Stanford	43 62	26	H	California	56 63	70	A	Arizona St.	51 59	116	H	Colorado	52 58	
				28	A	Arkansas	56 57	70	H	Arizona St.	50 46	123	A	Washington St.	43 60	
				31	H	Southern California	63 55	74	H	Idaho St.	56 31	127	N	Detroit	64 55	
				45	A	Michigan	50 55	95	A	Washington	49 36	136	A	Oregon	67 72	
				48	H	UCLA	60 65					157	A	Arizona	65 60	
				50	A	BYU	58 63					157	H	Arizona	73 67	
												177	N	South Ala.	53 61	
												304	H	Utah Valley	82 51	
												310	H	Southern Utah	74 60	
												327	H	New Mexico St.	74 37	
												335	H	Weber St.	81 63	
												339	H	Texas Southern	75 33	
LAST 12 Division I GAMES:																
2	A	Stanford	42 69	136	A	Oregon	67 72									
26	A	California	46 60	31	H	Southern California	63 55									
116	A	Colorado	61 56	48	H	UCLA	60 65									
157	H	Arizona	73 67	70	A	Arizona St.	51 59									
70	H	Arizona St.	50 46	157	A	Arizona	65 60									
56	A	Oregon St.	49 62	26	H	California	56 63									

Non-Div I Games:

Utah

■ Loss, 
 ■ Non-Conf, 
 ■ S Site, 
 ■ H Home 
 ■ A Away 
 N Neutral

Average RPI Win:	280	WON-LOST	WINNING	LAST 12	STRENGTH OF	OPP. STRENGTH	TEAM	ADJ.	CONF.	ADJ CONF.
Average RPI Loss:	99	RECORD	PCT. RANK	GAMES	SCHEDULE	OF SCHEDULE	RPI	RPI	RPI	RPI
DIV. I ONLY	17- 8	75	9- 3	289	276	142	142	25	25	
DIV. I NON-CONF.	8- 5	107	0- 0	209	298	125	125	24	24	
TOTALS	RPI 1-25	RPI 26-50	W-L RECORDS	RPI 51-100	RPI 101-150	RPI 150+				
17- 8	0- 0	0- 1	OVERALL	0- 4	0- 1	17- 2				
8- 3	0- 0	0- 1	HOME	0- 1	0- 0	8- 1				
9- 5	0- 0	0- 0	AWAY	0- 3	0- 1	9- 1				
0- 0	0- 0	0- 0	NEUTRAL	0- 0	0- 0	0- 0				
8- 5	0- 0	0- 1	NON-CONFERENCE	0- 2	0- 1	8- 1				
5- 1	0- 0	0- 1	HOME	0- 0	0- 0	5- 0				
3- 4	0- 0	0- 0	AWAY	0- 2	0- 1	3- 1				
0- 0	0- 0	0- 0	NEUTRAL	0- 0	0- 0	0- 0				
9- 3	0- 0	0- 0	CONFERENCE	0- 2	0- 0	9- 1				
3- 2	0- 0	0- 0	HOME	0- 1	0- 0	3- 1				
6- 1	0- 0	0- 0	AWAY	0- 1	0- 0	6- 0				
0- 0	0- 0	0- 0	NEUTRAL	0- 0	0- 0	0- 0				

RPI S	Opponent	Score	RPI S	Opponent	Score	RPI S	Opponent	Score	RPI S	Opponent	Score	Team's RPI: 142
50	H BYU	65 73	60	A South Dakota St.	73 84	132	A Montana St.	61 78	132	A Montana St.	61 78	
			63	A Fresno St.	60 78	158	A Montana	60 61	158	A Montana	60 61	
			63	H Fresno St.	67 90	194	A Louisiana Tech	79 62	194	A Louisiana Tech	79 62	
			74	A Idaho St.	65 67	194	H Louisiana Tech	76 82	194	H Louisiana Tech	76 82	
						222	A UC Irvine	69 64	222	A UC Irvine	69 64	
						232	A Wyoming	62 56	232	A Wyoming	62 56	
						245	A Hawaii	69 55	245	A Hawaii	69 55	
						250	A Boise St.	64 52	250	A Boise St.	64 52	
						250	H Boise St.	97 86	250	H Boise St.	97 86	
						271	A San Jose St.	78 73	271	A San Jose St.	78 73	
						279	A Idaho	78 70	279	A Idaho	78 70	
						279	H Idaho	85 63	279	H Idaho	85 63	
						302	H Northern Ariz.	70 51	302	H Northern Ariz.	70 51	
						304	H Utah Valley	61 43	304	H Utah Valley	61 43	
						309	H UC Riverside	71 68	309	H UC Riverside	71 68	
						317	A Nevada	84 72	317	A Nevada	84 72	
						317	H Nevada	91 69	317	H Nevada	91 69	
						327	A New Mexico St.	74 56	327	A New Mexico St.	74 56	
						327	H New Mexico St.	57 45	327	H New Mexico St.	57 45	
						335	H Weber St.	73 63	335	H Weber St.	73 63	
LAST 12 Division I GAMES:												
279	H Idaho	85 63	271	A San Jose St.	78 73							
63	A Fresno St.	60 78	279	A Idaho	78 70							
317	A Nevada	84 72	317	H Nevada	91 69							
327	H New Mexico St.	57 45	63	H Fresno St.	67 90							
194	H Louisiana Tech	76 82	194	A Louisiana Tech	79 62							
245	A Hawaii	69 55	327	A New Mexico St.	74 56							

Non-Div I Games: Asbury 83 53

Utah St.

## Utah Valley

Through Games Of Sunday, February 26, 2012

Average RPI Win:	272	WON-LOST	WINNING	LAST 12	STRENGTH OF	OPP. STRENGTH	TEAM	ADJ.	CONF.	ADJ CONF.
Average RPI Loss:	239	RECORD	PCT. RANK	GAMES	SCHEDULE	OF SCHEDULE	RPI	RPI	RPI	RPI
DIV. I ONLY	12- 13	180	6- 5	341	319	304	304	33	33	
DIV. I NON-CONF.	7- 10	211	1- 2	334	269	307	307	33	33	
TOTALS	RPI 1-25	RPI 26-50	W-L RECORDS	RPI 51-100	RPI 101-150	RPI 150+				
12- 13	0- 0	0- 0	OVERALL	1- 1	0- 3	11- 9				
7- 4	0- 0	0- 0	HOME	1- 1	0- 0	6- 3				
4- 9	0- 0	0- 0	AWAY	0- 0	0- 3	4- 6				
1- 0	0- 0	0- 0	NEUTRAL	0- 0	0- 0	1- 0				
7- 10	0- 0	0- 0	NON-CONFERENCE	1- 1	0- 3	6- 6				
5- 3	0- 0	0- 0	HOME	1- 1	0- 0	4- 2				
1- 7	0- 0	0- 0	AWAY	0- 0	0- 3	1- 4				
1- 0	0- 0	0- 0	NEUTRAL	0- 0	0- 0	1- 0				
5- 3	0- 0	0- 0	CONFERENCE	0- 0	0- 0	5- 3				
2- 1	0- 0	0- 0	HOME	0- 0	0- 0	2- 1				
3- 2	0- 0	0- 0	AWAY	0- 0	0- 0	3- 2				
0- 0	0- 0	0- 0	NEUTRAL	0- 0	0- 0	0- 0				

RPI 1-25			RPI 26-50			RPI 51-100			RPI 101+ Team's RPI: 304		
RPI	S	Opponent	Score	RPI	S	Opponent	Score	RPI	S	Opponent	Score
								74	H	Idaho St.	68 59
								90	H	South Dakota	54 63
								114	A	Utah	51 82
								142	A	Utah St.	43 61
								143	A	Seattle	41 70
								162	H	Tulsa	78 62
								225	A	North Dakota	58 54
								250	A	Boise St.	64 85
								260	A	Long Beach St.	43 75
								264	A	Tex.-Pan American	70 71
								264	H	Tex.-Pan American	66 51
								271	H	San Jose St.	45 57
								278	H	Longwood	64 59
								298	N	Kent St.	46 45
								302	A	Northern Ariz.	59 73
								302	H	Northern Ariz.	73 56
								310	A	Southern Utah	65 80
								310	H	Southern Utah	59 60
								323	A	NJIT	61 54
								323	H	NJIT	46 48
								331	A	Chicago St.	42 69
								331	H	Chicago St.	74 61
								335	A	Weber St.	72 65
								335	H	Weber St.	63 59
								342	A	Houston Baptist	62 41
LAST 12 Division I GAMES:											
264	A	Tex.-Pan American	70 71	323	A	NJIT	61 54				
342	A	Houston Baptist	62 41	331	A	Chicago St.	42 69				
143	A	Seattle	41 70	225	A	North Dakota	58 54				
331	H	Chicago St.	74 61	278	H	Longwood	64 59				
323	H	NJIT	46 48	142	A	Utah St.	43 61				
264	H	Tex.-Pan American	66 51	271	H	San Jose St.	45 57				

Non-Div I Games: Walla Walla 104 46

Utah Valley

■ Loss, 
 ■ Non-Conf, 
 ■ S Site, 
 ■ H Home 
 ■ A Away 
 N Neutral

Average RPI Win: <b>183</b>	WON-LOST	WINNING	LAST 12	STRENGTH OF	OPP. STRENGTH	TEAM	ADJ.	CONF.	ADJ CONF.
Average RPI Loss: <b>93</b>	RECORD	PCT. RANK	GAMES	SCHEDULE	OF SCHEDULE	RPI	RPI	RPI	RPI
DIV. I ONLY	<b>16- 12</b>	<b>126</b>	<b>5- 7</b>	<b>98</b>	<b>100</b>	<b>107</b>	<b>107</b>	<b>7</b>	<b>7</b>
DIV. I NON-CONF.	<b>7- 4</b>	<b>99</b>	<b>0- 0</b>	<b>58</b>	<b>222</b>	<b>83</b>	<b>83</b>	<b>7</b>	<b>7</b>
TOTALS	RPI 1-25	RPI 26-50	W-L RECORDS	RPI 51-100	RPI 101-150	RPI 150+			
16- 12	0- 2	0- 3	OVERALL	3- 2	3- 1	10- 4			
7- 7	0- 0	0- 2	HOME	2- 1	1- 1	4- 3			
8- 5	0- 2	0- 1	AWAY	1- 1	2- 0	5- 1			
1- 0	0- 0	0- 0	NEUTRAL	0- 0	0- 0	1- 0			
7- 4	0- 1	0- 1	NON-CONFERENCE	0- 0	3- 1	4- 1			
2- 3	0- 0	0- 1	HOME	0- 0	1- 1	1- 1			
4- 1	0- 1	0- 0	AWAY	0- 0	2- 0	2- 0			
1- 0	0- 0	0- 0	NEUTRAL	0- 0	0- 0	1- 0			
9- 8	0- 1	0- 2	CONFERENCE	3- 2	0- 0	6- 3			
5- 4	0- 0	0- 1	HOME	2- 1	0- 0	3- 2			
4- 4	0- 1	0- 1	AWAY	1- 1	0- 0	3- 1			
0- 0	0- 0	0- 0	NEUTRAL	0- 0	0- 0	0- 0			

RPI 1-25				RPI 26-50				RPI 51-100				RPI 101+ Team's RPI: 107			
RPI	S	Opponent	Score	RPI	S	Opponent	Score	RPI	S	Opponent	Score	RPI	S	Opponent	Score
7	A	Delaware	49 <b>68</b>	33	A	James Madison	43 <b>64</b>	52	H	Hofstra	76 60	106	A	Liberty	52 47
11	A	Miami (FL)	61 <b>91</b>	33	H	James Madison	64 <b>65</b>	82	A	UNC Wilmington	56 <b>57</b>	115	H	Charlotte	58 <b>68</b>
				47	H	Richmond	77 <b>78</b>	82	H	UNC Wilmington	65 53	144	H	Coppin St.	74 66
								84	H	Drexel	41 <b>47</b>	147	A	UMKC	78 70
								89	A	Towson	66 59	153	H	High Point	67 <b>82</b>
												168	A	George Mason	58 <b>71</b>
												168	H	George Mason	59 <b>69</b>
												190	A	Winthrop	69 52
												202	H	Northeastern	67 60
												203	A	Old Dominion	67 56
												203	H	Old Dominion	76 72
												220	A	William & Mary	83 80
												220	H	William & Mary	63 <b>66</b>
												229	A	East Carolina	62 49
												243	A	Georgia St.	73 61
												243	H	Georgia St.	75 70
												286	H	Norfolk St.	79 59
												292	N	Morgan St.	73 52
LAST 12 Division I GAMES:															
168	H	George Mason	59 <b>69</b>	7	A	Delaware	49 <b>68</b>								
243	A	Georgia St.	73 61	89	A	Towson	66 59								
203	A	Old Dominion	67 56	243	H	Georgia St.	75 70								
220	H	William & Mary	63 <b>66</b>	84	H	Drexel	41 <b>47</b>								
33	H	James Madison	64 <b>65</b>	168	A	George Mason	58 <b>71</b>								
52	H	Hofstra	76 60	82	A	UNC Wilmington	56 <b>57</b>								

Non-Div I Games:

VCU

■ Loss, 
 ■ Non-Conf, S Site, 
 ■ Home 
 ■ Away 
 N Neutral

## Valparaiso

Average RPI Win:	226	WON-LOST	WINNING	LAST 12	STRENGTH OF	OPP. STRENGTH	TEAM	ADJ.	CONF.	ADJ CONF.
Average RPI Loss:	173	RECORD	PCT. RANK	GAMES	SCHEDULE	OF SCHEDULE	RPI	RPI	RPI	RPI
DIV. I ONLY	7- 19	292	4- 8	176	229	280	280	13	13	
DIV. I NON-CONF.	3- 7	262	0- 0	195	272	276	276	17	17	

TOTALS	RPI 1-25	RPI 26-50	W-L RECORDS	RPI 51-100	RPI 101-150	RPI 150+
7- 19	0- 0	0- 2	OVERALL	0- 0	1- 4	6- 13
4- 8	0- 0	0- 1	HOME	0- 0	1- 0	3- 7
3- 10	0- 0	0- 1	AWAY	0- 0	0- 3	3- 6
0- 1	0- 0	0- 0	NEUTRAL	0- 0	0- 1	0- 0
3- 7	0- 0	0- 0	NON-CONFERENCE	0- 0	1- 2	2- 5
2- 3	0- 0	0- 0	HOME	0- 0	1- 0	1- 3
1- 3	0- 0	0- 0	AWAY	0- 0	0- 1	1- 2
0- 1	0- 0	0- 0	NEUTRAL	0- 0	0- 1	0- 0
4- 12	0- 0	0- 2	CONFERENCE	0- 0	0- 2	4- 8
2- 5	0- 0	0- 1	HOME	0- 0	0- 0	2- 4
2- 7	0- 0	0- 1	AWAY	0- 0	0- 2	2- 4
0- 0	0- 0	0- 0	NEUTRAL	0- 0	0- 0	0- 0

RPI 1-25			RPI 26-50			RPI 51-100			RPI 101+			Team's RPI: 280	
RPI	S	Opponent	Score	RPI	S	Opponent	Score	RPI	S	Opponent	Score		
				27	A	Green Bay	36 72			110	H Eastern Ill.	53 50	
				27	H	Green Bay	37 65			116	A Colorado	32 60	
										127	A Detroit	52 68	
										132	N Montana St.	55 71	
										134	A Wright St.	42 58	
										163	A Ill.-Chicago	43 54	
										163	H Ill.-Chicago	43 54	
										166	A SIU Edwardsville	64 67	
										172	H Rice	46 54	
										180	H Lehigh	39 41	
										196	A Pittsburgh	56 65	
										211	A Butler	72 59	
										211	H Butler	58 53	
										221	A Loyola Chicago	56 86	
										221	H Loyola Chicago	69 46	
										227	A Milwaukee	31 50	
										227	H Milwaukee	47 55	
										240	A Youngstown St.	58 64	
										240	H Youngstown St.	48 55	
										254	H Western Ill.	55 67	
LAST 12 Division I GAMES:													
				227	A	Milwaukee	31 50			240	A	Youngstown St.	58 64
				27	A	Green Bay	36 72			27	H	Green Bay	37 65
				221	H	Loyola Chicago	69 46			227	H	Milwaukee	47 55
				163	H	Ill.-Chicago	43 54			163	A	Ill.-Chicago	43 54
				211	A	Butler	72 59			221	A	Loyola Chicago	56 86
				269	A	Cleveland St.	66 48			211	H	Butler	58 53
										269	A	Cleveland St.	45 49
										270	A	Ball St.	67 53
										288	H	IPFW	64 43

Non-Div I Games: Ind.-Northwest 80 47

Valparaiso

■ Loss, 
■ Non-Conf, S Site, 
■ Home 
■ Away 
N Neutral

# Vanderbilt

Through Games Of Sunday, February 26, 2012

Average RPI Win:	144	WON-LOST	WINNING	LAST 12	STRENGTH OF	OPP. STRENGTH	TEAM	ADJ.	CONF.	ADJ CONF.
Average RPI Loss:	31	RECORD	PCT. RANK	GAMES	SCHEDULE	OF SCHEDULE	RPI	RPI	RPI	RPI
DIV. I ONLY	21- 8	50	7- 5	32	54	25	25	3	3	
DIV. I NON-CONF.	12- 1	9	0- 0	155	241	30	30	3	3	
TOTALS	RPI 1-25	RPI 26-50	W-L RECORDS	RPI 51-100	RPI 101-150	RPI 150+				
21- 8	3- 3	2- 4	OVERALL	1- 1	5- 0	10- 0				
17- 1	3- 0	2- 1	HOME	1- 0	2- 0	9- 0				
4- 7	0- 3	0- 3	AWAY	0- 1	3- 0	1- 0				
0- 0	0- 0	0- 0	NEUTRAL	0- 0	0- 0	0- 0				
12- 1	1- 0	0- 0	NON-CONFERENCE	1- 1	2- 0	8- 0				
10- 0	1- 0	0- 0	HOME	1- 0	1- 0	7- 0				
2- 1	0- 0	0- 0	AWAY	0- 1	1- 0	1- 0				
0- 0	0- 0	0- 0	NEUTRAL	0- 0	0- 0	0- 0				
9- 7	2- 3	2- 4	CONFERENCE	0- 0	3- 0	2- 0				
7- 1	2- 0	2- 1	HOME	0- 0	1- 0	2- 0				
2- 6	0- 3	0- 3	AWAY	0- 0	2- 0	0- 0				
0- 0	0- 0	0- 0	NEUTRAL	0- 0	0- 0	0- 0				

RPI S	Opponent	Score	RPI S	Opponent	Score	RPI S	Opponent	Score	RPI S	Opponent	Score
5	A Tennessee	64 87	28	A Arkansas	47 69	88	H Florida St.	64 59	112	A Auburn	66 61
5	H Tennessee	93 79	29	A LSU	66 69	98	A North Carolina St.	59 66	112	H Auburn	66 58
10	A Kentucky	61 70	29	H LSU	81 72				113	A UT Martin	99 84
15	H Oklahoma	78 66	32	A South Carolina	55 65				124	H Denver	77 56
17	A Georgia	63 76	32	H South Carolina	60 65				128	A Mississippi St.	65 59
17	H Georgia	68 48	37	H Florida	75 69				153	H High Point	70 54
									160	H Sam Houston St.	79 56
									175	H Alabama	67 54
									184	H Alabama A&M	86 55
									191	H Ole Miss	68 52
									228	H Western Caro.	81 36
									254	H Western Ill.	95 51
									282	A Austin Peay	83 51
									287	H S.C. Upstate	88 42
									332	H Lipscomb	81 39
LAST 12 Division I GAMES:											
175	H Alabama	67 54	128	A Mississippi St.	65 59						
29	A LSU	66 69	112	A Auburn	66 61						
10	A Kentucky	61 70	29	H LSU	81 72						
37	H Florida	75 69	17	H Georgia	68 48						
17	A Georgia	63 76	32	H South Carolina	60 65						
5	H Tennessee	93 79	28	A Arkansas	47 69						

Non-Div I Games:

Vanderbilt

Loss, Non-Conf, S Site, H Home A Away N Neutral

Vermont

Through Games Of Sunday, February 26, 2012				STRENGTH OF		OPP. STRENGTH		TEAM	ADJ.	CONF.	ADJ CONF.
Average RPI Win:	244	WON-LOST	WINNING	LAST 12	SCHEDULE	OF SCHEDULE	RPI	RPI	RPI	RPI	
Average RPI Loss:	156	RECORD	PCT. RANK	GAMES							
DIV. I ONLY	10- 19	258	2- 10	285	191	274	274	16	16		
DIV. I NON-CONF.	6- 7	181	0- 0	303	202	241	241	15	15		
TOTALS	RPI 1-25	RPI 26-50	W-L RECORDS	RPI 51-100	RPI 101-150	RPI 150+					
10- 19	0- 1	0- 1	OVERALL	2- 5	1- 2	7- 10					
5- 7	0- 0	0- 0	HOME	1- 3	1- 0	3- 4					
4- 10	0- 0	0- 1	AWAY	1- 2	0- 1	3- 6					
1- 2	0- 1	0- 0	NEUTRAL	0- 0	0- 1	1- 0					
6- 7	0- 1	0- 1	NON-CONFERENCE	1- 0	1- 2	4- 3					
3- 1	0- 0	0- 0	HOME	1- 0	1- 0	1- 1					
2- 4	0- 0	0- 1	AWAY	0- 0	0- 1	2- 2					
1- 2	0- 1	0- 0	NEUTRAL	0- 0	0- 1	1- 0					
4- 12	0- 0	0- 0	CONFERENCE	1- 5	0- 0	3- 7					
2- 6	0- 0	0- 0	HOME	0- 3	0- 0	2- 3					
2- 6	0- 0	0- 0	AWAY	1- 2	0- 0	1- 4					
0- 0	0- 0	0- 0	NEUTRAL	0- 0	0- 0	0- 0					

RPI 1-25				RPI 26-50				RPI 51-100				RPI 101+ Team's RPI: 274			
RPI	S	Opponent	Score	RPI	S	Opponent	Score	RPI	S	Opponent	Score	RPI	S	Opponent	Score
16	N	Georgetown	53 65	39	A	Nebraska	41 94	61	H	Saint Joseph's	80 67	101	H	Fairfield	65 48
								67	A	Boston U.	64 72	135	A	Marquette	60 71
								67	H	Boston U.	60 61	145	N	La Salle	59 68
								85	A	Albany (NY)	47 65	151	A	UMBC	60 72
								85	H	Albany (NY)	56 59	151	H	UMBC	58 67
								91	A	Hartford	57 50	185	A	New Hampshire	48 58
								91	H	Hartford	52 63	185	H	New Hampshire	63 69
												202	A	Northeastern	62 78
												209	A	Brown	57 61
												231	A	Binghamton	43 54
												231	H	Binghamton	69 48
												276	H	Dartmouth	62 72
												307	H	Colgate	61 49
												318	A	Maine	60 70
												318	H	Maine	71 54
												319	A	Stony Brook	63 36
												319	H	Stony Brook	47 54
												333	A	Columbia	63 52
												339	N	Texas Southern	72 60
												342	A	Houston Baptist	60 47
LAST 12 Division I GAMES:															
				151	A	UMBC	60 72					67	A	Boston U.	64 72
				318	H	Maine	71 54					319	A	Stony Brook	63 36
				85	H	Albany (NY)	56 59					151	H	UMBC	58 67
				185	A	New Hampshire	48 58					85	A	Albany (NY)	47 65
				231	A	Binghamton	43 54					318	A	Maine	60 70
				91	H	Hartford	52 63					185	H	New Hampshire	63 69

V  
e  
r  
m  
o  
n  
t

V  
e  
r  
m  
o  
n  
t

Non-Div I Games:

Vermont

Loss, Non-Conf, S Site, H Home A Away N Neutral

Average RPI Win: <b>123</b>	WON-LOST	WINNING	LAST 12	STRENGTH OF	OPP. STRENGTH	TEAM	ADJ.	CONF.	ADJ CONF.
Average RPI Loss: <b>42</b>	RECORD	PCT. RANK	GAMES	SCHEDULE	OF SCHEDULE	RPI	RPI	RPI	RPI
DIV. I ONLY	<b>14- 13</b>	<b>158</b>	<b>4- 8</b>	<b>5</b>	<b>25</b>	<b>35</b>	<b>35</b>	<b>2</b>	<b>2</b>
DIV. I NON-CONF.	<b>9- 3</b>	<b>61</b>	<b>1- 0</b>	<b>2</b>	<b>104</b>	<b>8</b>	<b>8</b>	<b>2</b>	<b>2</b>
TOTALS	RPI 1-25	RPI 26-50	W-L RECORDS	RPI 51-100	RPI 101-150	RPI 150+			
14- 13	1- 8	1- 2	OVERALL	4- 1	3- 1	5- 1			
6- 4	0- 4	0- 0	HOME	2- 0	1- 0	3- 0			
6- 9	0- 4	1- 2	AWAY	1- 1	2- 1	2- 1			
2- 0	1- 0	0- 0	NEUTRAL	1- 0	0- 0	0- 0			
9- 3	1- 1	1- 1	NON-CONFERENCE	3- 0	1- 0	3- 1			
2- 1	0- 1	0- 0	HOME	1- 0	0- 0	1- 0			
5- 2	0- 0	1- 1	AWAY	1- 0	1- 0	2- 1			
2- 0	1- 0	0- 0	NEUTRAL	1- 0	0- 0	0- 0			
5- 10	0- 7	0- 1	CONFERENCE	1- 1	2- 1	2- 0			
4- 3	0- 3	0- 0	HOME	1- 0	1- 0	2- 0			
1- 7	0- 4	0- 1	AWAY	0- 1	1- 1	0- 0			
0- 0	0- 0	0- 0	NEUTRAL	0- 0	0- 0	0- 0			

RPI	S	Opponent	Score	RPI	S	Opponent	Score	RPI	S	Opponent	Score	RPI	S	Opponent	Score
3	H	Connecticut	49 <b>72</b>	34	A	Princeton	41 <b>56</b>	51	A	Temple	56 47	109	A	Providence	69 42
4	A	Notre Dame	43 <b>76</b>	41	A	West Virginia	56 <b>61</b>	54	N	Michigan St.	75 64	109	H	Providence	59 53
7	H	Delaware	56 <b>64</b>	43	A	Marist	60 53	61	H	Saint Joseph's	52 46	135	A	Marquette	50 <b>51</b>
13	H	Rutgers	52 <b>61</b>					87	A	South Fla.	39 <b>54</b>	145	A	La Salle	67 51
14	A	St. John's (NY)	49 <b>69</b>					96	H	Cincinnati	62 53	156	A	Monmouth	48 <b>49</b>
16	H	Georgetown	54 <b>60</b>									170	H	Seton Hall	62 53
18	A	Louisville	58 <b>62</b>									180	A	Lehigh	62 54
20	A	DePaul	73 <b>79</b>									196	H	Pittsburgh	70 62
23	N	St. Bonaventure	55 44									237	A	Iona	76 47
												248	H	Penn	52 30
LAST 12 Division I GAMES:															
14	A	St. John's (NY)	49 <b>69</b>	170	H	Seton Hall	62 53								
13	H	Rutgers	52 <b>61</b>	18	A	Louisville	58 <b>62</b>								
16	H	Georgetown	54 <b>60</b>	96	H	Cincinnati	62 53								
87	A	South Fla.	39 <b>54</b>	4	A	Notre Dame	43 <b>76</b>								
20	A	DePaul	73 <b>79</b>	248	H	Penn	52 30								
109	H	Providence	59 53	3	H	Connecticut	49 <b>72</b>								

Non-Div I Games: USciences 77 44

Villanova

■ Loss, 
 ■ Non-Conf, S Site, 
 ■ Home 
 ■ Away 
 N Neutral



Average RPI Win:	154	WON-LOST	WINNING	LAST 12	STRENGTH OF	OPP. STRENGTH	TEAM	ADJ.	CONF.	ADJ CONF.
Average RPI Loss:	34	RECORD	PCT. RANK	GAMES	SCHEDULE	OF SCHEDULE	RPI	RPI	RPI	RPI
DIV. I ONLY	21- 9	69	7- 5	62	43	49	49	6	6	
DIV. I NON-CONF.	12- 2	21	0- 0	62	33	20	20	6	6	
TOTALS	RPI 1-25	RPI 26-50	W-L RECORDS	RPI 51-100	RPI 101-150	RPI 150+				
21- 9	1- 5	2- 1	OVERALL	5- 3	2- 0	11- 0				
14- 3	1- 2	1- 0	HOME	3- 1	1- 0	8- 0				
7- 4	0- 3	1- 0	AWAY	2- 1	1- 0	3- 0				
0- 2	0- 0	0- 1	NEUTRAL	0- 1	0- 0	0- 0				
12- 2	1- 0	2- 1	NON-CONFERENCE	1- 1	2- 0	6- 0				
9- 0	1- 0	1- 0	HOME	1- 0	1- 0	5- 0				
3- 0	0- 0	1- 0	AWAY	0- 0	1- 0	1- 0				
0- 2	0- 0	0- 1	NEUTRAL	0- 1	0- 0	0- 0				
9- 7	0- 5	0- 0	CONFERENCE	4- 2	0- 0	5- 0				
5- 3	0- 2	0- 0	HOME	2- 1	0- 0	3- 0				
4- 4	0- 3	0- 0	AWAY	2- 1	0- 0	2- 0				
0- 0	0- 0	0- 0	NEUTRAL	0- 0	0- 0	0- 0				

RPI 1-25				RPI 26-50				Team's RPI: 49	RPI 51-100				RPI 101+			
RPI	S	Opponent	Score	RPI	S	Opponent	Score		RPI	S	Opponent	Score	RPI	S	Opponent	Score
5	H	Tennessee	69 64	26	N	California	50 59		55	N	Texas	53 79	106	H	Liberty	64 38
8	A	Maryland	61 68	33	H	James Madison	59 53		77	H	Appalachian St.	80 48	109	A	Providence	55 38
8	H	Maryland	56 73	47	A	Richmond	69 56		83	A	North Carolina	56 64	153	H	High Point	67 41
9	A	Duke	66 77						83	H	North Carolina	73 78	200	H	Boston College	69 58
11	H	Miami (FL)	53 56						88	A	Florida St.	66 57	205	H	Radford	92 43
21	A	Georgia Tech	53 63						88	H	Florida St.	62 52	206	H	Indiana	65 49
									97	H	Wake Forest	61 55	207	A	Virginia Tech	66 40
									98	A	North Carolina St.	55 47	207	H	Virginia Tech	52 39
													241	A	Clemson	54 47
													241	H	Clemson	68 36
													245	A	Hawaii	60 43
													256	H	Massachusetts	53 38
													334	H	Wagner	84 41
LAST 12 Division I GAMES:																
				88	A	Florida St.	66 57		83	A	North Carolina	56 64				
				97	H	Wake Forest	61 55		88	H	Florida St.	62 52				
				207	A	Virginia Tech	66 40		21	A	Georgia Tech	53 63				
				8	H	Maryland	56 73		200	H	Boston College	69 58				
				241	H	Clemson	68 36		11	H	Miami (FL)	53 56				
				98	A	North Carolina St.	55 47		8	A	Maryland	61 68				

Non-Div I Games:

Virginia

■ Loss, 
 ■ Non-Conf, S Site, 
 ■ Home 
 ■ Away 
 N Neutral

## Virginia Tech

Average RPI Win: 197

WON-LOST

WINNING

LAST 12

## Through Games Of Sunday, February 26, 2012

STRENGTH OF

OPP. STRENGTH

TEAM

ADJ.

CONF.

ADJ CONF.

Average RPI Loss: 89

RECORD

PCT. RANK

GAMES

SCHEDULE

OF SCHEDULE

RPI

RPI

RPI

RPI

DIV. I ONLY

7- 22

300

1- 11

82

48

207

207

6

6

DIV. I NON-CONF.

4- 9

256

0- 0

138

93

217

217

6

6

TOTALS

RPI 1-25

RPI 26-50

W-L RECORDS

RPI 51-100

RPI 101-150

RPI 150+

7- 22

1- 5

0- 3

OVERALL

0- 8

0- 2

6- 4

2- 11

0- 2

0- 1

HOME

0- 4

0- 1

2- 3

5- 10

1- 3

0- 2

AWAY

0- 3

0- 0

4- 1

0- 1

0- 0

0- 0

NEUTRAL

0- 0

0- 1

0- 0

4- 9

0- 1

0- 1

NON-CONFERENCE

0- 3

0- 2

4- 2

2- 3

0- 0

0- 0

HOME

0- 1

0- 1

2- 1

2- 5

0- 1

0- 1

AWAY

0- 2

0- 0

2- 1

0- 1

0- 0

0- 0

NEUTRAL

0- 0

0- 1

0- 0

3- 13

1- 4

0- 2

CONFERENCE

0- 5

0- 0

2- 2

0- 8

0- 2

0- 1

HOME

0- 3

0- 0

0- 2

3- 5

1- 2

0- 1

AWAY

0- 2

0- 0

2- 0

0- 0

0- 0

0- 0

NEUTRAL

0- 0

0- 0

0- 0

RPI 1-25

RPI 26-50

RPI 51-100

RPI 101+

Team's RPI: 207

RPI	S	Opponent	Score
8	A	Maryland	75 69
9	A	Duke	45 67
9	H	Duke	34 61
11	A	Miami (FL)	48 79
19	A	Penn St.	28 66
21	H	Georgia Tech	66 76

RPI	S	Opponent	Score
36	A	Iowa	47 58
49	A	Virginia	39 52
49	H	Virginia	40 66

RPI	S	Opponent	Score
53	A	St. Mary's (CA)	47 60
65	A	Fla. Gulf Coast	41 69
83	H	North Carolina	37 56
88	A	Florida St.	60 78
88	H	Florida St.	40 75
96	H	Cincinnati	55 66
97	A	Wake Forest	39 68
98	H	North Carolina St.	53 65

RPI	S	Opponent	Score
115	H	Charlotte	65 71
126	N	Minnesota	64 65
151	H	UMBC	57 52
188	A	UCF	32 41
200	A	Boston College	38 35
200	H	Boston College	60 64
203	A	Old Dominion	77 65
220	H	William & Mary	59 78
235	A	George Washington	55 48
241	A	Clemson	55 33
241	H	Clemson	51 55
341	H	N.C. Central	70 52

## LAST 12 Division I GAMES:

97	A	Wake Forest	39 68	241	H	Clemson	51 55
21	H	Georgia Tech	66 76	98	H	North Carolina St.	53 65
49	H	Virginia	40 66	8	A	Maryland	75 69
9	A	Duke	45 67	11	A	Miami (FL)	48 79
200	H	Boston College	60 64	83	H	North Carolina	37 56
88	A	Florida St.	60 78	9	H	Duke	34 61

Non-Div I Games:

Virginia Tech

■ Loss, 
 ■ Non-Conf, 
 ■ S Site, 
 ■ H Home 
 ■ A Away 
 N Neutral

Average RPI Win:	329	WON-LOST	WINNING	LAST 12	STRENGTH OF	OPP. STRENGTH	TEAM	ADJ.	CONF.	ADJ CONF.
Average RPI Loss:	180	RECORD	PCT. RANK	GAMES	SCHEDULE	OF SCHEDULE	RPI	RPI	RPI	RPI
DIV. I ONLY	2- 26	337	0- 12	201	260	334	334	15	15	
DIV. I NON-CONF.	1- 10	328	0- 0	204	282	325	325	22	22	
TOTALS	RPI 1-25	RPI 26-50	W-L RECORDS	RPI 51-100	RPI 101-150	RPI 150+				
2- 26	0- 2	0- 1	OVERALL	0- 2	0- 3	2- 18				
2- 10	0- 0	0- 0	HOME	0- 0	0- 2	2- 8				
0- 15	0- 2	0- 1	AWAY	0- 2	0- 1	0- 9				
0- 1	0- 0	0- 0	NEUTRAL	0- 0	0- 0	0- 1				
1- 10	0- 2	0- 1	NON-CONFERENCE	0- 0	0- 0	1- 7				
1- 2	0- 0	0- 0	HOME	0- 0	0- 0	1- 2				
0- 7	0- 2	0- 1	AWAY	0- 0	0- 0	0- 4				
0- 1	0- 0	0- 0	NEUTRAL	0- 0	0- 0	0- 1				
1- 16	0- 0	0- 0	CONFERENCE	0- 2	0- 3	1- 11				
1- 8	0- 0	0- 0	HOME	0- 0	0- 2	1- 6				
0- 8	0- 0	0- 0	AWAY	0- 2	0- 1	0- 5				
0- 0	0- 0	0- 0	NEUTRAL	0- 0	0- 0	0- 0				

RPI S	Opponent	Score	RPI S	Opponent	Score	RPI S	Opponent	Score	RPI S	Opponent	Score	Team's RPI: 334
14	A St. John's (NY)	34 54	49	A Virginia	41 84	68	A Quinnipiac	60 77	119	A LIU Brooklyn	41 72	
19	A Penn St.	42 103				71	A Sacred Heart	57 67	119	H LIU Brooklyn	60 67	
									150	H Robert Morris	38 55	
									156	A Monmouth	42 65	
									156	H Monmouth	54 70	
									161	H Saint Francis (PA)	68 85	
									179	N Elon	57 60	
									180	H Lehigh	44 63	
									185	H New Hampshire	72 73	
									193	A Mt. St. Mary's	60 68	
									193	H Mt. St. Mary's	48 71	
									217	A Central Conn. St.	66 79	
									217	H Central Conn. St.	57 69	
									235	A Fairleigh Dickinson	49 86	
									235	H Fairleigh Dickinson	62 66	
									238	H Bryant	67 71	
									255	A Army	46 70	
									307	A Colgate	59 71	
									308	A Lafayette	55 66	
									323	A NJIT	65 68	
									324	A St. Francis (NY)	34 48	
									324	H St. Francis (NY)	49 45	
									333	H Columbia	66 54	
LAST 12 Division I GAMES:												
217	A Central Conn. St.	66 79	150	H Robert Morris	38 55							
235	H Fairleigh Dickinson	62 66	71	A Sacred Heart	57 67							
156	H Monmouth	54 70	68	A Quinnipiac	60 77							
193	A Mt. St. Mary's	60 68	119	H LIU Brooklyn	60 67							
193	H Mt. St. Mary's	48 71	324	A St. Francis (NY)	34 48							
161	H Saint Francis (PA)	68 85	238	H Bryant	67 71							

Non-Div I Games:

Wagner

■ Loss, 
■ Non-Conf, 
■ S Site, 
■ Home 
■ A Away 
N Neutral

## Wake Forest

Through Games Of Sunday, February 26, 2012

Average RPI Win:	187	WON-LOST	WINNING	LAST 12	STRENGTH OF	OPP. STRENGTH	TEAM	ADJ.	CONF.	ADJ CONF.
Average RPI Loss:	35	RECORD	PCT. RANK	GAMES	SCHEDULE	OF SCHEDULE	RPI	RPI	RPI	RPI
DIV. I ONLY	17- 12	119	6- 6	65	56	97	97	6	6	
DIV. I NON-CONF.	10- 3	49	0- 0	81	117	84	84	6	6	
TOTALS	RPI 1-25	RPI 26-50	W-L RECORDS	RPI 51-100	RPI 101-150	RPI 150+				
17- 12	0- 7	0- 2	OVERALL	3- 3	2- 0	12- 0				
12- 7	0- 3	0- 1	HOME	2- 3	2- 0	8- 0				
5- 5	0- 4	0- 1	AWAY	1- 0	0- 0	4- 0				
0- 0	0- 0	0- 0	NEUTRAL	0- 0	0- 0	0- 0				
10- 3	0- 1	0- 1	NON-CONFERENCE	1- 1	2- 0	7- 0				
8- 3	0- 1	0- 1	HOME	1- 1	2- 0	5- 0				
2- 0	0- 0	0- 0	AWAY	0- 0	0- 0	2- 0				
0- 0	0- 0	0- 0	NEUTRAL	0- 0	0- 0	0- 0				
7- 9	0- 6	0- 1	CONFERENCE	2- 2	0- 0	5- 0				
4- 4	0- 2	0- 0	HOME	1- 2	0- 0	3- 0				
3- 5	0- 4	0- 1	AWAY	1- 0	0- 0	2- 0				
0- 0	0- 0	0- 0	NEUTRAL	0- 0	0- 0	0- 0				

RPI 1-25				RPI 26-50				RPI 51-100 Team's RPI: 97				RPI 101+			
RPI	S	Opponent	Score	RPI	S	Opponent	Score	RPI	S	Opponent	Score	RPI	S	Opponent	Score
7	H	Delaware	57 70	42	H	Kansas	73 74	66	H	Howard	59 63	126	H	Minnesota	82 65
8	A	Maryland	58 86	49	A	Virginia	55 61	83	H	North Carolina	71 75	144	H	Coppin St.	80 58
9	A	Duke	43 75					86	H	Davidson	68 66	156	H	Monmouth	88 54
9	H	Duke	58 76					88	H	Florida St.	65 55	170	A	Seton Hall	60 44
11	A	Miami (FL)	39 64					98	A	North Carolina St.	70 57	188	A	SMU	65 53
21	A	Georgia Tech	67 71					98	H	North Carolina St.	66 75	200	A	Boston College	73 60
21	H	Georgia Tech	52 67									200	H	Boston College	72 58
LAST 12 Division I GAMES:															
207	H	Virginia Tech	68 39	200	A	Boston College	73 60								
49	A	Virginia	55 61	9	A	Duke	43 75								
241	A	Clemson	63 51	83	H	North Carolina	71 75								
21	H	Georgia Tech	52 67	11	A	Miami (FL)	39 64								
98	A	North Carolina St.	70 57	241	H	Clemson	94 65								
88	H	Florida St.	65 55	8	A	Maryland	58 86								

Non-Div I Games:

Wake Forest

■ Loss, 
 ■ Non-Conf, S Site, 
 ■ Home 
 ■ Away 
 N Neutral

Average RPI Win: 174		WON-LOST	WINNING	LAST 12	STRENGTH OF		OPP. STRENGTH	TEAM	ADJ.	CONF.	ADJ CONF.
Average RPI Loss: 72		RECORD	PCT. RANK	GAMES	SCHEDULE		OF SCHEDULE	RPI	RPI	RPI	RPI
DIV. I ONLY		15- 11	123	6- 6	83		76	95	95	4	4
DIV. I NON-CONF.		8- 2	43	0- 0	190		295	89	89	5	5
<hr/>											
TOTALS	RPI 1-25	RPI 26-50		W-L RECORDS		RPI 51-100		RPI 101-150		RPI 150+	
15- 11	0- 1	1- 2		OVERALL		0- 5		5- 3		9- 0	
10- 4	0- 0	0- 0		HOME		0- 2		4- 2		6- 0	
5- 7	0- 1	1- 2		AWAY		0- 3		1- 1		3- 0	
0- 0	0- 0	0- 0		NEUTRAL		0- 0		0- 0		0- 0	
8- 2	0- 0	0- 0		NON-CONFERENCE		0- 1		1- 1		7- 0	
6- 1	0- 0	0- 0		HOME		0- 0		1- 1		5- 0	
2- 1	0- 0	0- 0		AWAY		0- 1		0- 0		2- 0	
0- 0	0- 0	0- 0		NEUTRAL		0- 0		0- 0		0- 0	
7- 9	0- 1	1- 2		CONFERENCE		0- 4		4- 2		2- 0	
4- 3	0- 0	0- 0		HOME		0- 2		3- 1		1- 0	
3- 6	0- 1	1- 2		AWAY		0- 2		1- 1		1- 0	
0- 0	0- 0	0- 0		NEUTRAL		0- 0		0- 0		0- 0	

RPI	S	Opponent	Score	RPI	S	Opponent	Score	RPI	S	Opponent	Score	RPI	S	Opponent	Score
2	A	Stanford	47 65	26	A	California	47 71	56	A	Oregon St.	55 60	114	H	Utah	36 49
				31	A	Southern California	67 61	56	H	Oregon St.	73 78	116	H	Colorado	75 67
				48	A	UCLA	73 79	70	A	Arizona St.	41 47	117	H	UC Davis	68 69
								70	H	Arizona St.	53 57	123	A	Washington St.	60 51
								100	A	San Diego St.	51 63	123	H	Washington St.	60 56
												136	A	Oregon	86 88
												136	H	Oregon	72 69
												143	H	Seattle	72 53
												157	A	Arizona	68 59
												157	H	Arizona	77 48
												164	H	Cal St. Northridge	73 67
												182	H	Portland	61 49
												210	H	Southern U.	64 56
												214	A	UC Santa Barbara	46 37
												260	H	Long Beach St.	80 46
												279	A	Idaho	66 49
												316	H	Houston	85 60
LAST 12 Division I GAMES:															
123	H	Washington St.	60 56	48	A	UCLA	73 79								
157	A	Arizona	68 59	70	H	Arizona St.	53 57								
70	A	Arizona St.	41 47	157	H	Arizona	77 48								
56	H	Oregon St.	73 78	2	A	Stanford	47 65								
136	H	Oregon	72 69	26	A	California	47 71								
31	A	Southern California	67 61	123	A	Washington St.	60 51								

Non-Div I Games:

Washington

Average RPI Win:	153	WON-LOST	WINNING	LAST 12	STRENGTH OF	OPP. STRENGTH	TEAM	ADJ.	CONF.	ADJ CONF.
Average RPI Loss:	61	RECORD	PCT. RANK	GAMES	SCHEDULE	OF SCHEDULE	RPI	RPI	RPI	RPI
DIV. I ONLY	10- 18	252	1- 11	19	51	123	123	4	4	
DIV. I NON-CONF.	6- 6	161	0- 0	20	50	81	81	5	5	
TOTALS	RPI 1-25	RPI 26-50	W-L RECORDS	RPI 51-100	RPI 101-150	RPI 150+				
10- 18	0- 5	0- 4	OVERALL	3- 6	3- 2	4- 1				
4- 7	0- 2	0- 0	HOME	1- 3	1- 2	2- 0				
3- 10	0- 3	0- 3	AWAY	1- 3	1- 0	1- 1				
3- 1	0- 0	0- 1	NEUTRAL	1- 0	1- 0	1- 0				
6- 6	0- 4	0- 1	NON-CONFERENCE	2- 1	1- 0	3- 0				
2- 2	0- 2	0- 0	HOME	1- 0	0- 0	1- 0				
1- 3	0- 2	0- 0	AWAY	0- 1	0- 0	1- 0				
3- 1	0- 0	0- 1	NEUTRAL	1- 0	1- 0	1- 0				
4- 12	0- 1	0- 3	CONFERENCE	1- 5	2- 2	1- 1				
2- 5	0- 0	0- 0	HOME	0- 3	1- 2	1- 0				
2- 7	0- 1	0- 3	AWAY	1- 2	1- 0	0- 1				
0- 0	0- 0	0- 0	NEUTRAL	0- 0	0- 0	0- 0				

RPI	S	Opponent	Score	RPI	S	Opponent	Score	RPI	S	Opponent	Score	RPI	S	Opponent	Score	Team's RPI: 123
2	A	Stanford	41 75	26	A	California	55 60	56	A	Oregon St.	61 54	114	H	Utah	60 43	
18	H	Louisville	71 75	31	A	Southern California	62 67	56	H	Oregon St.	39 51	116	H	Colorado	56 57	
19	A	Penn St.	60 72	45	N	Michigan	39 69	60	A	South Dakota St.	58 63	135	N	Marquette	65 52	
22	A	Ohio St.	57 79	48	A	UCLA	52 73	70	A	Arizona St.	42 47	136	A	Oregon	75 47	
24	H	Gonzaga	69 71					70	H	Arizona St.	46 63	136	H	Oregon	62 67	
								82	N	UNC Wilmington	72 60	155	A	Wisconsin	69 51	
								95	A	Washington	56 60	157	A	Arizona	51 90	
								95	H	Washington	51 60	157	H	Arizona	78 68	
								100	H	San Diego St.	65 50	283	N	Prairie View	90 52	
												309	H	UC Riverside	74 35	
LAST 12 Division I GAMES:																
95	A	Washington	56 60	31	A	Southern California	62 67									
70	A	Arizona St.	42 47	157	H	Arizona	78 68									
157	A	Arizona	51 90	70	H	Arizona St.	46 63									
136	H	Oregon	62 67	26	A	California	55 60									
56	H	Oregon St.	39 51	2	A	Stanford	41 75									
48	A	UCLA	52 73	95	H	Washington	51 60									

Non-Div I Games:

Washington St.

■ Loss, 
 ■ Non-Conf, 
 ■ S Site, 
 ■ H Home 
 ■ A Away 
 N Neutral

Average RPI Win: <b>280</b>	WON-LOST	WINNING	LAST 12	STRENGTH OF	OPP. STRENGTH	TEAM	ADJ.	CONF.	ADJ CONF.
Average RPI Loss: <b>183</b>	RECORD	PCT. RANK	GAMES	SCHEDULE	OF SCHEDULE	RPI	RPI	RPI	RPI
DIV. I ONLY	2- 26	337	0- 12	211	252	335	335	18	18
DIV. I NON-CONF.	2- 11	309	0- 0	223	319	320	320	16	16
TOTALS	RPI 1-25	RPI 26-50	W-L RECORDS	RPI 51-100	RPI 101-150	RPI 150+			
2- 26	0- 0	0- 1	OVERALL	0- 2	0- 9	2- 14			
2- 10	0- 0	0- 1	HOME	0- 1	0- 2	2- 6			
0- 14	0- 0	0- 0	AWAY	0- 1	0- 7	0- 6			
0- 2	0- 0	0- 0	NEUTRAL	0- 0	0- 0	0- 2			
2- 11	0- 0	0- 1	NON-CONFERENCE	0- 0	0- 4	2- 6			
2- 3	0- 0	0- 1	HOME	0- 0	0- 0	2- 2			
0- 6	0- 0	0- 0	AWAY	0- 0	0- 4	0- 2			
0- 2	0- 0	0- 0	NEUTRAL	0- 0	0- 0	0- 2			
0- 15	0- 0	0- 0	CONFERENCE	0- 2	0- 5	0- 8			
0- 7	0- 0	0- 0	HOME	0- 1	0- 2	0- 4			
0- 8	0- 0	0- 0	AWAY	0- 1	0- 3	0- 4			
0- 0	0- 0	0- 0	NEUTRAL	0- 0	0- 0	0- 0			

RPI S	Opponent	Score	RPI S	Opponent	Score	RPI S	Opponent	Score	RPI S	Opponent	Score	Team's RPI: 335
50	H BYU	67 <b>84</b>	74	A Idaho St.	53 <b>65</b>	114	A Utah	63 <b>81</b>				
			74	H Idaho St.	52 <b>54</b>	116	A Colorado	59 <b>77</b>				
						132	A Montana St.	61 <b>64</b>				
						136	A Oregon	73 <b>88</b>				
						139	A Northern Colo.	57 <b>70</b>				
						139	H Northern Colo.	54 <b>62</b>				
						142	A Utah St.	63 <b>73</b>				
						149	A Eastern Wash.	45 <b>78</b>				
						149	H Eastern Wash.	60 <b>72</b>				
						158	A Montana	70 <b>77</b>				
						158	H Montana	52 <b>62</b>				
						199	A Portland St.	63 <b>76</b>				
						199	H Portland St.	56 <b>66</b>				
						216	N Nicholls St.	56 <b>83</b>				
						222	N UC Irvine	54 <b>57</b>				
						232	H Wyoming	68 <b>76</b>				
						244	A Sacramento St.	60 <b>78</b>				
						244	H Sacramento St.	68 <b>83</b>				
						250	A Boise St.	68 <b>86</b>				
						271	H San Jose St.	69 <b>67</b>				
						289	H CSU Bakersfield	85 <b>72</b>				
						302	A Northern Ariz.	58 <b>71</b>				
						302	H Northern Ariz.	82 <b>85</b>				
						304	A Utah Valley	59 <b>63</b>				
						304	H Utah Valley	65 <b>72</b>				
LAST 12 Division I GAMES:												
139	H Northern Colo.	54 <b>62</b>	199	A Portland St.	63 <b>76</b>							
74	A Idaho St.	53 <b>65</b>	74	H Idaho St.	52 <b>54</b>							
158	H Montana	52 <b>62</b>	244	H Sacramento St.	68 <b>83</b>							
302	H Northern Ariz.	82 <b>85</b>	302	A Northern Ariz.	58 <b>71</b>							
149	A Eastern Wash.	45 <b>78</b>	158	A Montana	70 <b>77</b>							
139	A Northern Colo.	57 <b>70</b>	132	A Montana St.	61 <b>64</b>							

Non-Div I Games:

Weber St.

Average RPI Win: 141		WON-LOST	WINNING	LAST 12	STRENGTH OF		OPP. STRENGTH	TEAM	ADJ.	CONF.	ADJ CONF.
Average RPI Loss: 53		RECORD	PCT. RANK	GAMES	SCHEDULE		OF SCHEDULE	RPI	RPI	RPI	RPI
DIV. I ONLY		20- 8	58	8- 4	53		60	41	41	2	2
DIV. I NON-CONF.		10- 3	49	1- 0	151		256	88	88	2	2
<hr/>											
TOTALS	RPI 1-25	RPI 26-50		W-L RECORDS		RPI 51-100	RPI 101-150		RPI 150+		
20- 8	3- 5	2- 0		OVERALL		4- 1	2- 1		9- 1		
13- 3	2- 3	1- 0		HOME		1- 0	2- 0		7- 0		
5- 5	1- 2	0- 0		AWAY		3- 1	0- 1		1- 1		
2- 0	0- 0	1- 0		NEUTRAL		0- 0	0- 0		1- 0		
<hr/>											
10- 3	0- 1	1- 0		NON-CONFERENCE		1- 1	1- 0		7- 1		
8- 1	0- 1	0- 0		HOME		1- 0	1- 0		6- 0		
0- 2	0- 0	0- 0		AWAY		0- 1	0- 0		0- 1		
2- 0	0- 0	1- 0		NEUTRAL		0- 0	0- 0		1- 0		
<hr/>											
10- 5	3- 4	1- 0		CONFERENCE		3- 0	1- 1		2- 0		
5- 2	2- 2	1- 0		HOME		0- 0	1- 0		1- 0		
5- 3	1- 2	0- 0		AWAY		3- 0	0- 1		1- 0		
0- 0	0- 0	0- 0		NEUTRAL		0- 0	0- 0		0- 0		

RPI	S	Opponent	Score	RPI	S	Opponent	Score	Team's RPI: 41	RPI	S	Opponent	Score	RPI	S	Opponent	Score
3	A	Connecticut	60 79	35	H	Villanova	61 56		67	H	Boston U.	78 53	109	A	Providence	48 51
4	A	Notre Dame	65 63	48	N	UCLA	63 54		75	A	Duquesne	55 61	135	H	Marquette	53 32
13	H	Rutgers	60 50						87	A	South Fla.	55 52	145	H	La Salle	63 52
14	A	St. John's (NY)	54 63						94	A	Syracuse	76 72	164	A	Cal St. Northridge	47 48
16	H	Georgetown	54 64						96	A	Cincinnati	66 62	170	H	Seton Hall	79 63
18	H	Louisville	66 50										174	N	Marshall	69 57
20	H	DePaul	63 77										179	H	Elon	84 36
23	H	St. Bonaventure	48 56										193	H	Mt. St. Mary's	94 32
													196	A	Pittsburgh	54 43
													240	H	Youngstown St.	69 37
													265	H	North Florida	86 30
													328	H	Bucknell	72 30
													341	H	N.C. Central	97 24
LAST 12 Division I GAMES:																
96	A	Cincinnati	66 62	87	A	South Fla.	55 52									
14	A	St. John's (NY)	54 63	135	H	Marquette	53 32									
20	H	DePaul	63 77	16	H	Georgetown	54 64									
13	H	Rutgers	60 50	196	A	Pittsburgh	54 43									
4	A	Notre Dame	65 63	174	N	Marshall	69 57									
18	H	Louisville	66 50	109	A	Providence	48 51									

Non-Div I Games:

West Virginia

■ Loss, 
 ■ Non-Conf, S Site, 
 ■ Home 
 ■ Away 
 N Neutral



Average RPI Win:	267	WON-LOST	WINNING	LAST 12	STRENGTH OF	OPP. STRENGTH	TEAM	ADJ.	CONF.	ADJ CONF.
Average RPI Loss:	151	RECORD	PCT. RANK	GAMES	SCHEDULE	OF SCHEDULE	RPI	RPI	RPI	RPI
DIV. I ONLY	13- 15	186	7- 5	275	267	228	228	14	14	
DIV. I NON-CONF.	5- 4	134	0- 0	325	335	239	239	20	20	
TOTALS	RPI 1-25	RPI 26-50	W-L RECORDS	RPI 51-100	RPI 101-150	RPI 150+				
13- 15	0- 1	0- 0	OVERALL	0- 6	1- 1	12- 7				
7- 7	0- 0	0- 0	HOME	0- 3	1- 0	6- 4				
6- 8	0- 1	0- 0	AWAY	0- 3	0- 1	6- 3				
0- 0	0- 0	0- 0	NEUTRAL	0- 0	0- 0	0- 0				
5- 4	0- 1	0- 0	NON-CONFERENCE	0- 0	0- 0	5- 3				
2- 2	0- 0	0- 0	HOME	0- 0	0- 0	2- 2				
3- 2	0- 1	0- 0	AWAY	0- 0	0- 0	3- 1				
0- 0	0- 0	0- 0	NEUTRAL	0- 0	0- 0	0- 0				
8- 11	0- 0	0- 0	CONFERENCE	0- 6	1- 1	7- 4				
5- 5	0- 0	0- 0	HOME	0- 3	1- 0	4- 2				
3- 6	0- 0	0- 0	AWAY	0- 3	0- 1	3- 2				
0- 0	0- 0	0- 0	NEUTRAL	0- 0	0- 0	0- 0				

RPI 1-25				RPI 26-50				RPI 51-100				RPI 101+ Team's RPI: 228			
RPI	S	Opponent	Score	RPI	S	Opponent	Score	RPI	S	Opponent	Score	RPI	S	Opponent	Score
25	A	Vanderbilt	36 81					69	A	Chattanooga	58 64	133	A	Samford	61 64
								69	H	Chattanooga	40 54	133	H	Samford	52 44
								77	A	Appalachian St.	39 58	179	H	Elon	45 51
								77	H	Appalachian St.	46 82	186	A	Campbell	43 59
								86	A	Davidson	45 58	198	A	Furman	51 48
								86	H	Davidson	46 64	198	H	Furman	54 57
												212	H	Charleston So.	69 65
												230	A	Tennessee Tech	61 58
												243	H	Georgia St.	59 64
												252	A	Col. of Charleston	39 54
												252	H	Col. of Charleston	59 45
												287	A	S.C. Upstate	63 58
												290	H	Coastal Caro.	56 66
												293	A	Wofford	58 54
												293	H	Wofford	69 60
												294	A	Ga. Southern	40 41
												294	H	Ga. Southern	55 46
												297	A	UNC Greensboro	46 35
												297	H	UNC Greensboro	62 29
												338	H	UNC Asheville	65 53
												341	A	N.C. Central	62 49
LAST 12 Division I GAMES:															
294	H	Ga. Southern	55 46	252	H	Col. of Charleston	59 45								
133	H	Samford	52 44	77	A	Appalachian St.	39 58								
69	H	Chattanooga	40 54	293	H	Wofford	69 60								
198	A	Furman	51 48	252	A	Col. of Charleston	39 54								
293	A	Wofford	58 54	294	A	Ga. Southern	40 41								
297	A	UNC Greensboro	46 35	179	H	Elon	45 51								

Non-Div I Games:

Western Caro.

Average RPI Win: <b>259</b>	WON-LOST	WINNING	LAST 12	STRENGTH OF	OPP. STRENGTH	TEAM	ADJ.	CONF.	ADJ CONF.
Average RPI Loss: <b>148</b>	RECORD	PCT. RANK	GAMES	SCHEDULE	OF SCHEDULE	RPI	RPI	RPI	RPI
DIV. I ONLY	8- 16	260	4- 7	233	179	254	254	19	19
DIV. I NON-CONF.	1- 6	313	0- 0	130	99	250	250	11	11
TOTALS	RPI 1-25	RPI 26-50	W-L RECORDS	RPI 51-100	RPI 101-150	RPI 150+			
8- 16	0- 1	0- 1	OVERALL	0- 3	1- 4	7- 7			
4- 6	0- 0	0- 0	HOME	0- 2	0- 2	4- 2			
4- 10	0- 1	0- 1	AWAY	0- 1	1- 2	3- 5			
0- 0	0- 0	0- 0	NEUTRAL	0- 0	0- 0	0- 0			
1- 6	0- 1	0- 1	NON-CONFERENCE	0- 0	0- 1	1- 3			
0- 1	0- 0	0- 0	HOME	0- 0	0- 0	0- 1			
1- 5	0- 1	0- 1	AWAY	0- 0	0- 1	1- 2			
0- 0	0- 0	0- 0	NEUTRAL	0- 0	0- 0	0- 0			
7- 10	0- 0	0- 0	CONFERENCE	0- 3	1- 3	6- 4			
4- 5	0- 0	0- 0	HOME	0- 2	0- 2	4- 1			
3- 5	0- 0	0- 0	AWAY	0- 1	1- 1	2- 3			
0- 0	0- 0	0- 0	NEUTRAL	0- 0	0- 0	0- 0			

RPI 1-25				RPI 26-50				RPI 51-100				RPI 101+ Team's RPI: 254			
RPI	S	Opponent	Score	RPI	S	Opponent	Score	RPI	S	Opponent	Score	RPI	S	Opponent	Score
25	A	Vanderbilt	51 <b>95</b>	36	A	Iowa	45 <b>98</b>	60	H	South Dakota St.	56 <b>82</b>	103	A	Oral Roberts	69 <b>84</b>
								90	A	South Dakota	57 <b>78</b>	103	H	Oral Roberts	66 <b>78</b>
								90	H	South Dakota	47 <b>62</b>	110	A	Eastern Ill.	55 <b>88</b>
												147	A	UMKC	66 63
												147	H	UMKC	69 <b>84</b>
												165	A	Bradley	64 <b>93</b>
												192	A	Northern Ill.	84 <b>91</b>
												227	H	Milwaukee	66 <b>79</b>
												233	A	Oakland	71 <b>75</b>
												233	H	Oakland	86 53
												246	A	North Dakota St.	53 <b>73</b>
												246	H	North Dakota St.	68 65
												258	A	IUPUI	65 60
												258	H	IUPUI	64 <b>68</b>
												280	A	Valparaiso	67 55
												288	A	IPFW	54 <b>73</b>
												288	H	IPFW	81 75
												310	A	Southern Utah	76 70
												310	H	Southern Utah	82 70
LAST 12 Division I GAMES:															
246	A	North Dakota St.	53 <b>73</b>	233	H	Oakland	86 53								
90	H	South Dakota	47 <b>62</b>	258	H	IUPUI	64 <b>68</b>								
147	H	UMKC	69 <b>84</b>	147	A	UMKC	66 63								
310	A	Southern Utah	76 70	90	A	South Dakota	57 <b>78</b>								
103	A	Oral Roberts	69 <b>84</b>	103	H	Oral Roberts	66 <b>78</b>								
288	H	IPFW	81 75	310	H	Southern Utah	82 70								

Non-Div I Games: Hannibal-La Grange 87 65 Neb. Omaha 58 **65** William Woods 73 52 Neb. Omaha 70 59  
Western Ill.

Average RPI Win:	230	WON-LOST	WINNING	LAST 12	STRENGTH OF	OPP. STRENGTH	TEAM	ADJ.	CONF.	ADJ CONF.
Average RPI Loss:	126	RECORD	PCT. RANK	GAMES	SCHEDULE	OF SCHEDULE	RPI	RPI	RPI	RPI
DIV. I ONLY	8- 20	283	3- 9	74	201	234	234	17	17	
DIV. I NON-CONF.	3- 9	275	1- 0	22	189	184	184	14	14	
TOTALS	RPI 1-25	RPI 26-50	W-L RECORDS	RPI 51-100	RPI 101-150	RPI 150+				
8- 20	0- 1	0- 2	OVERALL	0- 4	2- 6	6- 7				
6- 7	0- 1	0- 1	HOME	0- 1	1- 2	5- 2				
1- 13	0- 0	0- 1	AWAY	0- 3	0- 4	1- 5				
1- 0	0- 0	0- 0	NEUTRAL	0- 0	1- 0	0- 0				
3- 9	0- 1	0- 0	NON-CONFERENCE	0- 4	1- 3	2- 1				
2- 3	0- 1	0- 0	HOME	0- 1	0- 1	2- 0				
0- 6	0- 0	0- 0	AWAY	0- 3	0- 2	0- 1				
1- 0	0- 0	0- 0	NEUTRAL	0- 0	1- 0	0- 0				
5- 11	0- 0	0- 2	CONFERENCE	0- 0	1- 3	4- 6				
4- 4	0- 0	0- 1	HOME	0- 0	1- 1	3- 2				
1- 7	0- 0	0- 1	AWAY	0- 0	0- 2	1- 4				
0- 0	0- 0	0- 0	NEUTRAL	0- 0	0- 0	0- 0				

RPI	S	Opponent	Score	RPI	S	Opponent	Score	RPI	S	Opponent	Score	RPI	S	Opponent	Score	Team's RPI: 234
9	H	Duke	54 80	38	A	Middle Tenn.	64 67	59	A	Bowling Green	62 86	104	A	UAB	36 58	
				38	H	Middle Tenn.	62 77	62	A	Texas Tech	38 75	118	A	Northwestern	57 71	
								89	H	Towson	62 67	121	H	UALR	50 61	
								92	A	Illinois St.	45 71	124	A	Denver	62 69	
												133	N	Samford	58 57	
												134	H	Wright St.	66 86	
												146	A	FIU	56 60	
												146	H	FIU	65 48	
												159	A	Fla. Atlantic	58 60	
												159	H	Fla. Atlantic	71 60	
												177	A	South Ala.	33 70	
												177	H	South Ala.	52 56	
												194	H	Louisiana Tech	69 54	
												195	A	North Texas	42 50	
												218	H	Arkansas St.	53 56	
												230	A	Tennessee Tech	59 69	
												230	H	Tennessee Tech	71 58	
												239	A	La.-Monroe	49 53	
												306	H	La.-Lafayette	49 45	
												336	A	Troy	59 36	
												336	H	Troy	64 38	
LAST 12 Division I GAMES:																
				38	H	Middle Tenn.	62 77					177	H	South Ala.	52 56	
				218	H	Arkansas St.	53 56					146	A	FIU	56 60	
				177	A	South Ala.	33 70					159	A	Fla. Atlantic	58 60	
				159	H	Fla. Atlantic	71 60					121	H	UALR	50 61	
				336	A	Troy	59 36					230	H	Tennessee Tech	71 58	
				38	A	Middle Tenn.	64 67					124	A	Denver	62 69	

Non-Div I Games:

Western Ky.

■ Loss, 
■ Non-Conf, 
■ S Site, 
■ H Home 
■ A Away 
N Neutral

Average RPI Win:	<b>242</b>	WON-LOST	WINNING	LAST 12	STRENGTH OF	OPP. STRENGTH	TEAM	ADJ.	CONF.	ADJ CONF.
Average RPI Loss:	<b>161</b>	RECORD	PCT. RANK	GAMES	SCHEDULE	OF SCHEDULE	RPI	RPI	RPI	RPI
DIV. I ONLY	7- 21	296	2- 10	200	167	299	299	12	12	
DIV. I NON-CONF.	3- 10	283	0- 0	278	225	316	316	13	13	
TOTALS	RPI 1-25	RPI 26-50	W-L RECORDS	RPI 51-100	RPI 101-150	RPI 150+				
7- 21	0- 0	0- 1	OVERALL	1- 7	0- 2	6- 11				
5- 9	0- 0	0- 0	HOME	1- 2	0- 1	4- 6				
1- 12	0- 0	0- 1	AWAY	0- 5	0- 1	1- 4				
1- 0	0- 0	0- 0	NEUTRAL	0- 0	0- 0	1- 0				
3- 10	0- 0	0- 1	NON-CONFERENCE	0- 2	0- 2	3- 5				
2- 4	0- 0	0- 0	HOME	0- 1	0- 1	2- 2				
0- 6	0- 0	0- 1	AWAY	0- 1	0- 1	0- 3				
1- 0	0- 0	0- 0	NEUTRAL	0- 0	0- 0	1- 0				
4- 11	0- 0	0- 0	CONFERENCE	1- 5	0- 0	3- 6				
3- 5	0- 0	0- 0	HOME	1- 1	0- 0	2- 4				
1- 6	0- 0	0- 0	AWAY	0- 4	0- 0	1- 2				
0- 0	0- 0	0- 0	NEUTRAL	0- 0	0- 0	0- 0				

RPI S	Opponent	Score	RPI S	Opponent	Score	RPI S	Opponent	Score	RPI S	Opponent	Score	Team's RPI: 299
42	A Kansas	64 76	51	H Temple	52 64	122	A American	52 77				
			54	A Michigan St.	45 80	127	H Detroit	64 73				
			58	A Eastern Mich.	59 84	167	A Central Mich.	85 93				
			58	H Eastern Mich.	56 83	167	H Central Mich.	53 66				
			59	A Bowling Green	56 67	192	H Northern Ill.	41 53				
			81	A Toledo	50 76	204	A Akron	67 81				
			81	H Toledo	70 67	213	H Buffalo	102 92				
			93	A Miami (OH)	67 82	227	H Milwaukee	69 63				
						240	A Youngstown St.	55 80				
						251	H Ohio	59 72				
						260	A Long Beach St.	56 76				
						266	H Eastern Ky.	60 71				
						269	H Cleveland St.	66 72				
						270	A Ball St.	67 65				
						270	H Ball St.	76 64				
						298	H Kent St.	61 67				
						314	N Texas-Arlington	67 63				
						321	H Southeast Mo. St.	67 34				
						331	A Chicago St.	65 70				
LAST 12 Division I GAMES:												
167	H Central Mich.	53 66	213	H Buffalo	102 92							
270	A Ball St.	67 65	251	H Ohio	59 72							
81	A Toledo	50 76	298	H Kent St.	61 67							
58	H Eastern Mich.	56 83	93	A Miami (OH)	67 82							
204	A Akron	67 81	192	H Northern Ill.	41 53							
59	A Bowling Green	56 67	58	A Eastern Mich.	59 84							

Non-Div I Games:

Western Mich.

■ Loss, 
■ Non-Conf, 
■ S Site, 
■ H Home 
■ A Away 
N Neutral

Average RPI Win:	210	WON-LOST	WINNING	LAST 12	STRENGTH OF	OPP. STRENGTH	TEAM	ADJ.	CONF.	ADJ CONF.
Average RPI Loss:	93	RECORD	PCT. RANK	GAMES	SCHEDULE	OF SCHEDULE	RPI	RPI	RPI	RPI
DIV. I ONLY	17- 10	99	7- 5	175	103	105	105	10	10	
DIV. I NON-CONF.	6- 5	139	0- 0	261	142	179	179	10	10	
TOTALS	RPI 1-25	RPI 26-50	W-L RECORDS	RPI 51-100	RPI 101-150	RPI 150+				
17- 10	0- 1	1- 2	OVERALL	1- 3	2- 2	13- 2				
9- 3	0- 0	1- 1	HOME	1- 1	1- 0	6- 1				
7- 7	0- 1	0- 1	AWAY	0- 2	1- 2	6- 1				
1- 0	0- 0	0- 0	NEUTRAL	0- 0	0- 0	1- 0				
6- 5	0- 1	0- 1	NON-CONFERENCE	0- 0	0- 1	6- 2				
3- 2	0- 0	0- 1	HOME	0- 0	0- 0	3- 1				
2- 3	0- 1	0- 0	AWAY	0- 0	0- 1	2- 1				
1- 0	0- 0	0- 0	NEUTRAL	0- 0	0- 0	1- 0				
11- 5	0- 0	1- 1	CONFERENCE	1- 3	2- 1	7- 0				
6- 1	0- 0	1- 0	HOME	1- 1	1- 0	3- 0				
5- 4	0- 0	0- 1	AWAY	0- 2	1- 1	4- 0				
0- 0	0- 0	0- 0	NEUTRAL	0- 0	0- 0	0- 0				

RPI 1-25				RPI 26-50				RPI 51-100				RPI 101+				Team's RPI: 105	
RPI	S	Opponent	Score	RPI	S	Opponent	Score	RPI	S	Opponent	Score	RPI	S	Opponent	Score		
12	A	Kansas St.	34 60	29	H	LSU	56 64	79	A	Creighton	59 61	117	A	UC Davis	47 62		
				44	A	Missouri St.	67 85	79	H	Creighton	65 58	137	A	Indiana St.	51 63		
				44	H	Missouri St.	53 51	92	A	Illinois St.	62 68	137	H	Indiana St.	74 63		
								92	H	Illinois St.	59 68	140	A	UNI	67 40		
												154	A	Drake	74 56		
												154	H	Drake	63 41		
												157	A	Arizona	60 74		
												165	A	Bradley	71 58		
												167	H	Central Mich.	49 58		
												188	H	SMU	63 43		
												190	H	Winthrop	71 69		
												259	A	Southern Ill.	78 68		
												259	H	Southern Ill.	74 46		
												260	A	Long Beach St.	73 64		
												291	A	UTSA	69 56		
												303	A	Evansville	57 51		
												303	H	Evansville	69 43		
												314	N	Texas-Arlington	90 64		
												330	H	Northwestern St.	77 49		
LAST 12 Division I GAMES:																	
137	A	Indiana St.	51 63	79	A	Creighton	59 61										
92	A	Illinois St.	62 68	137	H	Indiana St.	74 63										
303	H	Evansville	69 43	92	H	Illinois St.	59 68										
259	H	Southern Ill.	74 46	259	A	Southern Ill.	78 68										
44	A	Missouri St.	67 85	303	A	Evansville	57 51										
154	A	Drake	74 56	44	H	Missouri St.	53 51										

Non-Div I Games:

Wichita St.

Average RPI Win:	214	WON-LOST	WINNING	LAST 12	STRENGTH OF	OPP. STRENGTH	TEAM	ADJ.	CONF.	ADJ CONF.
Average RPI Loss:	110	RECORD	PCT. RANK	GAMES	SCHEDULE	OF SCHEDULE	RPI	RPI	RPI	RPI
DIV. I ONLY	9- 18	260	2- 10	141	97	220	220	7	7	
DIV. I NON-CONF.	6- 4	117	0- 0	280	247	181	181	7	7	
TOTALS	RPI 1-25	RPI 26-50	W-L RECORDS	RPI 51-100	RPI 101-150	RPI 150+				
9- 18	0- 1	0- 2	OVERALL	0- 8	1- 2	8- 5				
5- 8	0- 0	0- 1	HOME	0- 4	0- 1	5- 2				
4- 10	0- 1	0- 1	AWAY	0- 4	1- 1	3- 3				
0- 0	0- 0	0- 0	NEUTRAL	0- 0	0- 0	0- 0				
6- 4	0- 0	0- 1	NON-CONFERENCE	0- 0	0- 1	6- 2				
3- 2	0- 0	0- 0	HOME	0- 0	0- 0	3- 2				
3- 2	0- 0	0- 1	AWAY	0- 0	0- 1	3- 0				
0- 0	0- 0	0- 0	NEUTRAL	0- 0	0- 0	0- 0				
3- 14	0- 1	0- 1	CONFERENCE	0- 8	1- 1	2- 3				
2- 6	0- 0	0- 1	HOME	0- 4	0- 1	2- 0				
1- 8	0- 1	0- 0	AWAY	0- 4	1- 0	0- 3				
0- 0	0- 0	0- 0	NEUTRAL	0- 0	0- 0	0- 0				

RPI 1-25				RPI 26-50				RPI 51-100				RPI 101+				Team's RPI: 220	
RPI	S	Opponent	Score	RPI	S	Opponent	Score	RPI	S	Opponent	Score	RPI	S	Opponent	Score		
7	A	Delaware	57 73	33	H	James Madison	40 50	52	A	Hofstra	75 82	107	A	VCU	66 63		
				47	A	Richmond	57 77	52	H	Hofstra	97 100	107	H	VCU	80 83		
								82	A	UNC Wilmington	77 80	119	A	LIU Brooklyn	69 78		
								82	H	UNC Wilmington	71 78	168	A	George Mason	70 82		
								84	A	Drexel	43 72	168	H	George Mason	76 66		
								84	H	Drexel	59 78	170	A	Seton Hall	61 54		
								89	A	Towson	75 77	202	A	Northeastern	71 82		
								89	H	Towson	50 56	203	H	Old Dominion	83 80		
												207	A	Virginia Tech	78 59		
												208	H	Navy	58 61		
												235	H	George Washington	66 74		
												242	H	Cornell	85 54		
												243	A	Georgia St.	62 74		
												262	H	N.C. A&T	74 68		
												278	H	Longwood	76 43		
												286	A	Norfolk St.	79 76		
LAST 12 Division I GAMES:																	
				243	A	Georgia St.	62 74	82	A	UNC Wilmington	77 80						
				84	A	Drexel	43 72	52	A	Hofstra	75 82						
				82	H	UNC Wilmington	71 78	202	A	Northeastern	71 82						
				107	A	VCU	66 63	203	H	Old Dominion	83 80						
				84	H	Drexel	59 78	33	H	James Madison	40 50						
				89	H	Towson	50 56	168	A	George Mason	70 82						

Non-Div I Games: Elizabeth City St. 81 70

William & Mary

Loss, Non-Conf, S Site, H Home A Away N Neutral

Average RPI Win: 257				WON-LOST		WINNING		LAST 12		STRENGTH OF		OPP. STRENGTH		TEAM		ADJ.		CONF.		ADJ CONF.			
Average RPI Loss: 164				RECORD		PCT. RANK		GAMES		SCHEDULE		OF SCHEDULE		RPI		RPI		RPI		RPI			
DIV. I ONLY				16- 11		114		9- 3		306		310		190		190		26		26			
DIV. I NON-CONF.				6- 6		161		0- 0		283		311		229		229		28		28			
TOTALS		RPI 1-25				RPI 26-50				W-L RECORDS				RPI 51-100				RPI 101-150				RPI 150+	
16- 11		0- 0				0- 0				OVERALL				0- 1				1- 4				15- 6	
8- 5		0- 0				0- 0				HOME				0- 0				1- 2				7- 3	
8- 6		0- 0				0- 0				AWAY				0- 1				0- 2				8- 3	
0- 0		0- 0				0- 0				NEUTRAL				0- 0				0- 0				0- 0	
6- 6		0- 0				0- 0				NON-CONFERENCE				0- 1				0- 3				6- 2	
3- 3		0- 0				0- 0				HOME				0- 0				0- 2				3- 1	
3- 3		0- 0				0- 0				AWAY				0- 1				0- 1				3- 1	
0- 0		0- 0				0- 0				NEUTRAL				0- 0				0- 0				0- 0	
10- 5		0- 0				0- 0				CONFERENCE				0- 0				1- 1				9- 4	
5- 2		0- 0				0- 0				HOME				0- 0				1- 0				4- 2	
5- 3		0- 0				0- 0				AWAY				0- 0				0- 1				5- 2	
0- 0		0- 0				0- 0				NEUTRAL				0- 0				0- 0				0- 0	

[illegible]

Non-Div I Games:

Winthrop

Loss, Non-Conf, S Site, H Home A Away N Neutral

Average RPI Win:	147	WON-LOST	WINNING	LAST 12	STRENGTH OF	OPP. STRENGTH	TEAM	ADJ.	CONF.	ADJ CONF.
Average RPI Loss:	67	RECORD	PCT. RANK	GAMES	SCHEDULE	OF SCHEDULE	RPI	RPI	RPI	RPI
DIV. I ONLY	9- 19	265	4- 8	30	44	155	155	5	5	
DIV. I NON-CONF.	4- 8	239	0- 0	92	31	198	198	4	4	
TOTALS	RPI 1-25	RPI 26-50	W-L RECORDS	RPI 51-100	RPI 101-150	RPI 150+				
9- 19	0- 4	1- 8	OVERALL	0- 1	5- 4	3- 2				
5- 9	0- 2	1- 3	HOME	0- 1	2- 2	2- 1				
3- 10	0- 2	0- 5	AWAY	0- 0	2- 2	1- 1				
1- 0	0- 0	0- 0	NEUTRAL	0- 0	1- 0	0- 0				
4- 8	0- 0	0- 3	NON-CONFERENCE	0- 0	1- 4	3- 1				
2- 4	0- 0	0- 1	HOME	0- 0	0- 2	2- 1				
1- 4	0- 0	0- 2	AWAY	0- 0	0- 2	1- 0				
1- 0	0- 0	0- 0	NEUTRAL	0- 0	1- 0	0- 0				
5- 11	0- 4	1- 5	CONFERENCE	0- 1	4- 0	0- 1				
3- 5	0- 2	1- 2	HOME	0- 1	2- 0	0- 0				
2- 6	0- 2	0- 3	AWAY	0- 0	2- 0	0- 1				
0- 0	0- 0	0- 0	NEUTRAL	0- 0	0- 0	0- 0				

RPI	S	Opponent	Score	RPI	S	Opponent	Score	RPI	S	Opponent	Score	RPI	S	Opponent	Score	Team's RPI: 155
19	A	Penn St.	54 69	27	H	Green Bay	49 65	54	H	Michigan St.	46 62	103	H	Oral Roberts	63 80	
19	H	Penn St.	49 82	30	A	Purdue	52 63					111	A	Illinois	70 67	
22	A	Ohio St.	58 72	36	A	Iowa	57 69					111	H	Illinois	72 60	
22	H	Ohio St.	61 77	36	H	Iowa	79 85					116	A	Colorado	48 58	
				39	A	Nebraska	59 68					118	H	Northwestern	75 55	
				39	H	Nebraska	69 75					123	H	Washington St.	51 69	
				42	A	Kansas	44 73					126	A	Minnesota	78 72	
				45	H	Michigan	66 60					132	N	Montana St.	71 61	
				50	A	BYU	59 77					135	A	Marquette	52 54	
												154	H	Drake	54 65	
												200	H	Boston College	58 50	
												206	A	Indiana	60 62	
												227	A	Milwaukee	68 51	
												249	H	Saint Louis	48 46	
LAST 12 Division I GAMES:																
111	H	Illinois	72 60	36	H	Iowa	79 85									
206	A	Indiana	60 62	45	H	Michigan	66 60									
39	A	Nebraska	59 68	126	A	Minnesota	78 72									
54	H	Michigan St.	46 62	118	H	Northwestern	75 55									
19	A	Penn St.	54 69	36	A	Iowa	57 69									
22	A	Ohio St.	58 72	39	H	Nebraska	69 75									

Non-Div I Games:

Wisconsin

■ Loss, 
■ Non-Conf, 
■ S Site, 
■ H Home 
■ A Away 
N Neutral



Average RPI Win:	256	WON-LOST	WINNING	LAST 12	STRENGTH OF	OPP. STRENGTH	TEAM	ADJ.	CONF.	ADJ CONF.
Average RPI Loss:	172	RECORD	PCT. RANK	GAMES	SCHEDULE	OF SCHEDULE	RPI	RPI	RPI	RPI
DIV. I ONLY	9- 17	257	2- 10	282	287	293	293	14	14	
DIV. I NON-CONF.	5- 2	80	0- 0	340	342	236	236	20	20	
TOTALS	RPI 1-25	RPI 26-50	W-L RECORDS	RPI 51-100	RPI 101-150	RPI 150+				
9- 17	0- 0	0- 0	OVERALL	1- 5	1- 1	7- 11				
7- 6	0- 0	0- 0	HOME	1- 2	1- 0	5- 4				
2- 10	0- 0	0- 0	AWAY	0- 3	0- 1	2- 6				
0- 1	0- 0	0- 0	NEUTRAL	0- 0	0- 0	0- 1				
5- 2	0- 0	0- 0	NON-CONFERENCE	0- 0	0- 0	5- 2				
3- 0	0- 0	0- 0	HOME	0- 0	0- 0	3- 0				
2- 1	0- 0	0- 0	AWAY	0- 0	0- 0	2- 1				
0- 1	0- 0	0- 0	NEUTRAL	0- 0	0- 0	0- 1				
4- 15	0- 0	0- 0	CONFERENCE	1- 5	1- 1	2- 9				
4- 6	0- 0	0- 0	HOME	1- 2	1- 0	2- 4				
0- 9	0- 0	0- 0	AWAY	0- 3	0- 1	0- 5				
0- 0	0- 0	0- 0	NEUTRAL	0- 0	0- 0	0- 0				

RPI S	Opponent	Score	RPI S	Opponent	Score	RPI S	Opponent	Score	RPI S	Opponent	Score	Team's RPI: 293
69	A Chattanooga	67 74	69	H Chattanooga	39 51	133	A Samford	59 82	133	H Samford	73 59	
77	A Appalachian St.	46 75	77	H Appalachian St.	58 59	179	A Elon	59 72	179	H Elon	68 74	
86	A Davidson	39 63	86	H Davidson	63 59	198	A Furman	66 76	198	H Furman	53 72	
						203	A Old Dominion	58 70	205	N Radford	46 63	
						228	A Western Caro.	60 69	228	H Western Caro.	54 58	
						252	A Col. of Charleston	44 49	252	H Col. of Charleston	55 56	
						262	H N.C. A&T	68 61	273	A Kennesaw St.	66 62	
						286	H Norfolk St.	50 45	294	A Ga. Southern	48 56	
						294	H Ga. Southern	70 55	297	H UNC Greensboro	62 47	
						329	A Gardner-Webb	58 50	341	H N.C. Central	73 58	
LAST 12 Division I GAMES:												
179	A Elon	59 72	69	H Chattanooga	39 51							
198	H Furman	53 72	294	H Ga. Southern	70 55							
86	A Davidson	39 63	228	A Western Caro.	60 69							
228	H Western Caro.	54 58	198	A Furman	66 76							
77	A Appalachian St.	46 75	252	H Col. of Charleston	55 56							
133	H Samford	73 59	77	H Appalachian St.	58 59							

Non-Div I Games: Southern Va. 87 51 Bluefield Col. 60 40

Wofford

Loss, Non-Conf, S Site, H Home A Away N Neutral

Average RPI Win:	239	WON-LOST	WINNING	LAST 12	STRENGTH OF	OPP. STRENGTH	TEAM	ADJ.	CONF.	ADJ CONF.
Average RPI Loss:	121	RECORD	PCT. RANK	GAMES	SCHEDULE	OF SCHEDULE	RPI	RPI	RPI	RPI
DIV. I ONLY	19- 9	76	8- 4	279	153	134	134	13	13	
DIV. I NON-CONF.	7- 5	122	0- 0	330	133	214	214	17	17	
TOTALS	RPI 1-25	RPI 26-50	W-L RECORDS	RPI 51-100	RPI 101-150	RPI 150+				
19- 9	0- 0	0- 3	OVERALL	0- 1	1- 2	18- 3				
12- 3	0- 0	0- 1	HOME	0- 0	1- 0	11- 2				
7- 6	0- 0	0- 2	AWAY	0- 1	0- 2	7- 1				
0- 0	0- 0	0- 0	NEUTRAL	0- 0	0- 0	0- 0				
7- 5	0- 0	0- 1	NON-CONFERENCE	0- 1	0- 1	7- 2				
5- 1	0- 0	0- 0	HOME	0- 0	0- 0	5- 1				
2- 4	0- 0	0- 1	AWAY	0- 1	0- 1	2- 1				
0- 0	0- 0	0- 0	NEUTRAL	0- 0	0- 0	0- 0				
12- 4	0- 0	0- 2	CONFERENCE	0- 0	1- 1	11- 1				
7- 2	0- 0	0- 1	HOME	0- 0	1- 0	6- 1				
5- 2	0- 0	0- 1	AWAY	0- 0	0- 1	5- 0				
0- 0	0- 0	0- 0	NEUTRAL	0- 0	0- 0	0- 0				

RPI 1-25				RPI 26-50				RPI 51-100				RPI 101+				Team's RPI: 134	
RPI	S	Opponent	Score	RPI	S	Opponent	Score	RPI	S	Opponent	Score	RPI	S	Opponent	Score		
				27	A	Green Bay	59 64	93	A	Miami (OH)	63 70	102	A	Missouri	62 92		
				27	H	Green Bay	50 68					127	A	Detroit	64 75		
				40	A	Dayton	69 77					127	H	Detroit	91 82		
												163	A	Ill.-Chicago	62 60		
												163	H	Ill.-Chicago	80 70		
												167	H	Central Mich.	60 65		
												211	H	Butler	48 47		
												213	A	Buffalo	81 54		
												221	A	Loyola Chicago	64 62		
												221	H	Loyola Chicago	66 74		
												227	A	Milwaukee	64 52		
												227	H	Milwaukee	75 72		
												234	A	Western Ky.	86 66		
												240	A	Youngstown St.	71 66		
												240	H	Youngstown St.	84 62		
												259	H	Southern Ill.	61 59		
												269	A	Cleveland St.	64 54		
												269	H	Cleveland St.	100 73		
												270	H	Ball St.	74 55		
												278	H	Longwood	77 44		
												280	H	Valparaiso	58 42		
												285	A	Morehead St.	63 78		
												320	H	Delaware St.	57 53		
												321	H	Southeast Mo. St.	74 53		
LAST 12 Division I GAMES:																	
				269	H	Cleveland St.	100 73	163	H	Ill.-Chicago	80 70						
				240	H	Youngstown St.	84 62	240	A	Youngstown St.	71 66						
				127	H	Detroit	91 82	269	A	Cleveland St.	64 54						
				27	A	Green Bay	59 64	127	A	Detroit	64 75						
				227	A	Milwaukee	64 52	227	H	Milwaukee	75 72						
				221	H	Loyola Chicago	66 74	27	H	Green Bay	50 68						

Non-Div I Games:

Wright St.

■ Loss, 
 ■ Non-Conf, S Site, 
 ■ Home 
 ■ Away 
 N Neutral

## Wyoming

Average RPI Win: 243

Average RPI Loss: 155

WON-LOST

WINNING

LAST 12

Through Games Of Sunday, February 26, 2012

STRENGTH OF

OPP. STRENGTH

TEAM

ADJ.

CONF.

ADJ CONF.

RECORD

PCT. RANK

GAMES

SCHEDULE

OF SCHEDULE

RPI

RPI

RPI

RPI

DIV. I ONLY

9- 15

247

7- 5

161

250

232

232

23

23

DIV. I NON-CONF.

2- 9

299

0- 0

159

229

293

293

23

23

TOTALS

RPI 1-25

RPI 26-50

W-L RECORDS

RPI 51-100

RPI 101-150

RPI 150+

9- 15

0- 0

0- 0

OVERALL

0- 5

1- 4

8- 6

5- 7

0- 0

0- 0

HOME

0- 3

0- 2

5- 2

4- 7

0- 0

0- 0

AWAY

0- 2

1- 1

3- 4

0- 1

0- 0

0- 0

NEUTRAL

0- 0

0- 1

0- 0

2- 9

0- 0

0- 0

NON-CONFERENCE

0- 3

0- 3

2- 3

1- 4

0- 0

0- 0

HOME

0- 2

0- 1

1- 1

1- 4

0- 0

0- 0

AWAY

0- 1

0- 1

1- 2

0- 1

0- 0

0- 0

NEUTRAL

0- 0

0- 1

0- 0

7- 6

0- 0

0- 0

CONFERENCE

0- 2

1- 1

6- 3

4- 3

0- 0

0- 0

HOME

0- 1

0- 1

4- 1

3- 3

0- 0

0- 0

AWAY

0- 1

1- 0

2- 2

0- 0

0- 0

0- 0

NEUTRAL

0- 0

0- 0

0- 0

RPI 1-25

RPI 26-50

RPI 51-100

RPI 101+

Team's RPI: 232

RPI S Opponent Score

RPI S Opponent Score

RPI S Opponent Score

RPI S Opponent Score

58 A Eastern Mich. 43 65

108 A UNLV 51 47

59 H Bowling Green 53 60

108 H UNLV 51 54

79 H Creighton 50 66

124 A Denver 49 74

100 A San Diego St. 45 56

140 N UNI 46 60

100 H San Diego St. 55 68

142 H Utah St. 56 62

158 H Montana 59 69

176 H TCU 64 54

178 A Colorado St. 58 62

178 H Colorado St. 66 62

222 H UC Irvine 51 42

250 A Boise St. 53 61

250 H Boise St. 84 64

257 A Loyola Marymount 54 57

279 A Idaho 59 65

294 A New Mexico 52 50

294 H New Mexico 57 60

311 A Air Force 71 58

311 H Air Force 98 36

335 A Weber St. 76 68

LAST 12 Division I GAMES:

250 A Boise St. 53 61 176 H TCU 64 54

100 H San Diego St. 55 68 250 H Boise St. 84 64

178 H Colorado St. 66 62 100 A San Diego St. 45 56

311 A Air Force 71 58 178 A Colorado St. 58 62

294 H New Mexico 57 60 311 H Air Force 98 36

108 A UNLV 51 47 294 A New Mexico 52 50

W  
y  
o  
m  
i  
n  
gW  
y  
o  
m  
i  
n  
g

Non-Div I Games:

Maryville (MO)

68 60

Chadron St.

69 61

Wyoming

Loss, Non-Conf, S Site, H Home A Away N Neutral

Page 347

Average RPI Win:	214	WON-LOST	WINNING	LAST 12	STRENGTH OF	OPP. STRENGTH	TEAM	ADJ.	CONF.	ADJ CONF.
Average RPI Loss:	82	RECORD	PCT. RANK	GAMES	SCHEDULE	OF SCHEDULE	RPI	RPI	RPI	RPI
DIV. I ONLY	8- 19	273	5- 7	35	90	187	187	9	9	
DIV. I NON-CONF.	3- 10	283	0- 0	18	46	196	196	9	9	
TOTALS	RPI 1-25	RPI 26-50	W-L RECORDS	RPI 51-100	RPI 101-150	RPI 150+				
8- 19	0- 4	1- 4	OVERALL	1- 5	0- 4	6- 2				
6- 8	0- 1	1- 3	HOME	1- 2	0- 2	4- 0				
2- 8	0- 2	0- 1	AWAY	0- 2	0- 2	2- 1				
0- 3	0- 1	0- 0	NEUTRAL	0- 1	0- 0	0- 1				
3- 10	0- 3	0- 2	NON-CONFERENCE	1- 2	0- 2	2- 1				
3- 4	0- 1	0- 2	HOME	1- 0	0- 1	2- 0				
0- 3	0- 1	0- 0	AWAY	0- 1	0- 1	0- 0				
0- 3	0- 1	0- 0	NEUTRAL	0- 1	0- 0	0- 1				
5- 9	0- 1	1- 2	CONFERENCE	0- 3	0- 2	4- 1				
3- 4	0- 0	1- 1	HOME	0- 2	0- 1	2- 0				
2- 5	0- 1	0- 1	AWAY	0- 1	0- 1	2- 1				
0- 0	0- 0	0- 0	NEUTRAL	0- 0	0- 0	0- 0				

RPI S	Opponent	Score	RPI S	Opponent	Score	RPI S	Opponent	Score	RPI S	Opponent	Score	Team's RPI: 187
2	H Stanford	64 80	32	H South Carolina	56 67	51	H Temple	38 64	110	H Eastern Ill.	54 60	
15	N Oklahoma	51 73	38	H Middle Tenn.	49 65	61	H Saint Joseph's	67 70	115	H Charlotte	54 58	
18	A Louisville	44 62	40	A Dayton	54 83	75	A Duquesne	49 68	128	A Mississippi St.	65 71	
23	A St. Bonaventure	48 66	40	H Dayton	65 74	82	A UNC Wilmington	52 59	145	A La Salle	51 63	
			47	H Richmond	76 60	94	N Syracuse	67 70	201	A Fordham	68 57	
						96	H Cincinnati	69 60	235	A George Washington	44 54	
									249	H Saint Louis	67 57	
									251	N Ohio	75 80	
									256	H Massachusetts	70 61	
									266	H Eastern Ky.	66 61	
									285	H Morehead St.	71 66	
									312	A Rhode Island	67 57	
LAST 12 Division I GAMES:												
256	H Massachusetts	70 61	40	H Dayton	65 74							
40	A Dayton	54 83	249	H Saint Louis	67 57							
23	A St. Bonaventure	48 66	312	A Rhode Island	67 57							
47	H Richmond	76 60	51	H Temple	38 64							
201	A Fordham	68 57	61	H Saint Joseph's	67 70							
235	A George Washington	44 54	145	A La Salle	51 63							

Non-Div I Games:

Xavier

■ Loss, 
■ Non-Conf, 
■ S Site, 
■ H Home 
■ A Away 
N Neutral

Average RPI Win:	256	WON-LOST	WINNING	LAST 12	STRENGTH OF	OPP. STRENGTH	TEAM	ADJ.	CONF.	ADJ CONF.
Average RPI Loss:	97	RECORD	PCT. RANK	GAMES	SCHEDULE	OF SCHEDULE	RPI	RPI	RPI	RPI
DIV. I ONLY	15- 10	109	8- 4	191	164	125	125	20	20	
DIV. I NON-CONF.	7- 6	153	0- 0	88	124	92	92	18	18	
TOTALS	RPI 1-25	RPI 26-50	W-L RECORDS	RPI 51-100	RPI 101-150	RPI 150+				
15- 10	0- 2	0- 2	OVERALL	0- 3	1- 1	14- 2				
6- 3	0- 0	0- 0	HOME	0- 1	0- 1	6- 1				
8- 7	0- 2	0- 2	AWAY	0- 2	1- 0	7- 1				
1- 0	0- 0	0- 0	NEUTRAL	0- 0	0- 0	1- 0				
7- 6	0- 2	0- 1	NON-CONFERENCE	0- 3	0- 0	7- 0				
3- 1	0- 0	0- 0	HOME	0- 1	0- 0	3- 0				
3- 5	0- 2	0- 1	AWAY	0- 2	0- 0	3- 0				
1- 0	0- 0	0- 0	NEUTRAL	0- 0	0- 0	1- 0				
8- 4	0- 0	0- 1	CONFERENCE	0- 0	1- 1	7- 2				
3- 2	0- 0	0- 0	HOME	0- 0	0- 1	3- 1				
5- 2	0- 0	0- 1	AWAY	0- 0	1- 0	4- 1				
0- 0	0- 0	0- 0	NEUTRAL	0- 0	0- 0	0- 0				

RPI 1-25				RPI 26-50				RPI 51-100				RPI 101+ Team's RPI: 125			
RPI	S	Opponent	Score	RPI	S	Opponent	Score	RPI	S	Opponent	Score	RPI	S	Opponent	Score
1	A	Baylor	59 109	34	A	Princeton	47 72	67	H	Boston U.	54 59	120	A	Harvard	68 63
7	A	Delaware	45 77	43	A	Marist	64 78	68	A	Quinnipiac	63 68	120	H	Harvard	51 71
								88	A	Florida St.	58 92	169	H	Holy Cross	76 71
												209	A	Brown	75 65
												209	H	Brown	55 60
												235	A	Fairleigh Dickinson	80 51
												242	A	Cornell	69 58
												242	H	Cornell	86 73
												248	A	Penn	72 60
												255	H	Army	63 62
												264	N	Tex.-Pan American	59 57
												276	A	Dartmouth	89 65
												276	H	Dartmouth	66 48
												316	A	Houston	80 62
												324	H	St. Francis (NY)	72 41
												328	A	Bucknell	69 48
												333	A	Columbia	52 56
												333	H	Columbia	73 59
LAST 12 Division I GAMES:															
242	A	Cornell	69 58	34	A	Princeton	47 72								
333	A	Columbia	52 56	248	A	Penn	72 60								
120	H	Harvard	51 71	276	A	Dartmouth	89 65								
276	H	Dartmouth	66 48	120	A	Harvard	68 63								
333	H	Columbia	73 59	209	H	Brown	55 60								
242	H	Cornell	86 73	209	A	Brown	75 65								

Non-Div I Games: Baruch 80 47

Yale

■ Loss, 
 ■ Non-Conf, S Site, 
 ■ Home 
 ■ Away 
 N Neutral

Average RPI Win:	258	WON-LOST	WINNING	LAST 12	STRENGTH OF	OPP. STRENGTH	TEAM	ADJ.	CONF.	ADJ CONF.
Average RPI Loss:	154	RECORD	PCT. RANK	GAMES	SCHEDULE	OF SCHEDULE	RPI	RPI	RPI	RPI
DIV. I ONLY	10- 18	252	2- 10	210	212	240	240	13	13	
DIV. I NON-CONF.	6- 5	139	0- 0	269	250	172	172	17	17	
TOTALS	RPI 1-25	RPI 26-50	W-L RECORDS	RPI 51-100	RPI 101-150	RPI 150+				
10- 18	0- 0	0- 3	OVERALL	0- 1	1- 5	9- 9				
4- 8	0- 0	0- 1	HOME	0- 1	1- 2	3- 4				
6- 9	0- 0	0- 2	AWAY	0- 0	0- 2	6- 5				
0- 1	0- 0	0- 0	NEUTRAL	0- 0	0- 1	0- 0				
6- 5	0- 0	0- 1	NON-CONFERENCE	0- 1	0- 2	6- 1				
1- 2	0- 0	0- 0	HOME	0- 1	0- 1	1- 0				
5- 2	0- 0	0- 1	AWAY	0- 0	0- 0	5- 1				
0- 1	0- 0	0- 0	NEUTRAL	0- 0	0- 1	0- 0				
4- 13	0- 0	0- 2	CONFERENCE	0- 0	1- 3	3- 8				
3- 6	0- 0	0- 1	HOME	0- 0	1- 1	2- 4				
1- 7	0- 0	0- 1	AWAY	0- 0	0- 2	1- 4				
0- 0	0- 0	0- 0	NEUTRAL	0- 0	0- 0	0- 0				

RPI S	Opponent	Score	RPI S	Opponent	Score	RPI S	Opponent	Score	RPI S	Opponent	Score	Team's RPI: 240
27	A Green Bay	50 75	27	H Green Bay	72 77	59	H Bowling Green	61 73	122	H American	41 48	
41	A West Virginia	37 69							127	A Detroit	64 67	
									127	H Detroit	80 67	
									134	A Wright St.	62 84	
									134	H Wright St.	66 71	
									140	N UNI	73 90	
									163	A Ill.-Chicago	62 70	
									163	H Ill.-Chicago	68 77	
									204	A Akron	78 72	
									211	A Butler	64 73	
									211	H Butler	63 65	
									221	A Loyola Chicago	73 78	
									221	H Loyola Chicago	77 82	
									227	A Milwaukee	68 76	
									227	H Milwaukee	71 76	
									251	A Ohio	55 47	
									257	A Loyola Marymount	64 50	
									269	H Cleveland St.	70 48	
									280	A Valparaiso	55 48	
									280	H Valparaiso	64 58	
									288	A IPFW	91 81	
									299	H Western Mich.	80 55	
									319	A Stony Brook	47 54	
									328	A Bucknell	57 56	
LAST 12 Division I GAMES:												
127	A Detroit	64 67	211	H Butler	63 65							
134	A Wright St.	62 84	280	H Valparaiso	64 58							
27	H Green Bay	72 77	134	H Wright St.	66 71							
227	H Milwaukee	71 76	127	H Detroit	80 67							
221	A Loyola Chicago	73 78	227	A Milwaukee	68 76							
163	A Ill.-Chicago	62 70	27	A Green Bay	50 75							

Non-Div I Games:

Youngstown St.

■ Loss, 
 ■ Non-Conf, 
 ■ S Site, 
 ■ H Home 
 ■ A Away 
 N Neutral