

THROUGH GAMES OF SUNDAY, FEBRUARY 19, 1911										
Average RPI Win:	280	WON-LOST	WINNING	LAST 12	STRENGTH OF	OPP. STRENGTH	TEAM	ADJ.	CONF.	ADJ CONF.
Average RPI Loss:	201	RECORD	PCT. RANK	GAMES	SCHEDULE	OF SCHEDULE	RPI	RPI	RPI	RPI
DIV. I ONLY	8- 17	264	4- 8	338	296	323	323	24	24	
DIV. I NON-CONF.	4- 9	256	0- 0	337	289	324	324	26	26	

TOTALS	RPI 1-25	RPI 26-50		W-L RECORDS		RPI 51-100	RPI 101-150	RPI 150+		
8- 17	0- 0	0- 0		OVERALL		0- 0	0- 3	8- 14		
5- 6	0- 0	0- 0		HOME		0- 0	0- 2	5- 4		
3- 9	0- 0	0- 0		AWAY		0- 0	0- 1	3- 8		
0- 2	0- 0	0- 0		NEUTRAL		0- 0	0- 0	0- 2		
4- 9	0- 0	0- 0		NON-CONFERENCE		0- 0	0- 2	4- 7		
2- 3	0- 0	0- 0		HOME		0- 0	0- 2	2- 1		
2- 4	0- 0	0- 0		AWAY		0- 0	0- 0	2- 4		
0- 2	0- 0	0- 0		NEUTRAL		0- 0	0- 0	0- 2		
4- 8	0- 0	0- 0		CONFERENCE		0- 0	0- 1	4- 7		
3- 3	0- 0	0- 0		HOME		0- 0	0- 0	3- 3		
1- 5	0- 0	0- 0		AWAY		0- 0	0- 1	1- 4		
0- 0	0- 0	0- 0		NEUTRAL		0- 0	0- 0	0- 0		

[illegible]

Non-Div I Games:

A&M-Corpus Christi

Loss, Non-Conf, S Site, H Home A Away N Neutral

Average RPI Win:	290	WON-LOST	WINNING	LAST 12	STRENGTH OF	OPP. STRENGTH	TEAM	ADJ.	CONF.	ADJ CONF.
Average RPI Loss:	179	RECORD	PCT. RANK	GAMES	SCHEDULE	OF SCHEDULE	RPI	RPI	RPI	RPI
DIV. I ONLY	5- 21	308	0- 12	235	293	314	314	23	23	
DIV. I NON-CONF.	5- 10	240	0- 1	262	315	269	269	23	23	
TOTALS	RPI 1-25	RPI 26-50	W-L RECORDS	RPI 51-100	RPI 101-150	RPI 150+				
5- 21	0- 0	0- 0	OVERALL	0- 1	0- 8	5- 12				
2- 9	0- 0	0- 0	HOME	0- 1	0- 3	2- 5				
3- 12	0- 0	0- 0	AWAY	0- 0	0- 5	3- 7				
0- 0	0- 0	0- 0	NEUTRAL	0- 0	0- 0	0- 0				
5- 10	0- 0	0- 0	NON-CONFERENCE	0- 1	0- 5	5- 4				
2- 4	0- 0	0- 0	HOME	0- 1	0- 2	2- 1				
3- 6	0- 0	0- 0	AWAY	0- 0	0- 3	3- 3				
0- 0	0- 0	0- 0	NEUTRAL	0- 0	0- 0	0- 0				
0- 11	0- 0	0- 0	CONFERENCE	0- 0	0- 3	0- 8				
0- 5	0- 0	0- 0	HOME	0- 0	0- 1	0- 4				
0- 6	0- 0	0- 0	AWAY	0- 0	0- 2	0- 4				
0- 0	0- 0	0- 0	NEUTRAL	0- 0	0- 0	0- 0				

RPI 1-25			RPI 26-50			RPI 51-100				RPI 101+			Team's RPI: 314				
RPI	S	Opponent	Score	RPI	S	Opponent	Score	RPI	S	Opponent	Score	RPI	S	Opponent	Score		
								91	H	South Fla.	70	73	103	A	San Diego St.	46	59
													103	H	San Diego St.	62	75
													112	A	UT Martin	60	84
													118	A	Pacific	59	95
													120	A	UNLV	47	63
													125	A	Minnesota	46	81
													128	H	Denver	52	54
													133	H	Northern Colo.	51	71
													167	A	Alabama	45	80
													176	A	Colorado St.	39	73
													176	H	Colorado St.	39	77
													178	H	TCU	44	66
													203	A	Navy	59	71
													226	A	Texas St.	77	69
													232	A	Wyoming	36	98
													232	H	Wyoming	58	71
													236	H	North Dakota	65	54
													252	A	Boise St.	59	83
													252	H	Boise St.	75	81
													281	A	San Jose St.	53	68
													287	H	Longwood	48	59
													293	A	New Mexico	44	67
													312	H	Jackson St.	64	51
													335	A	Lipscomb	68	59
													339	A	Texas Southern	64	54
LAST 12 Division I GAMES:																	
103	A	San Diego St.	46	59	178	H	TCU	44	66								
232	H	Wyoming	58	71	103	H	San Diego St.	62	75								
252	A	Boise St.	59	83	232	A	Wyoming	36	98								
176	H	Colorado St.	39	77	252	H	Boise St.	75	81								
293	A	New Mexico	44	67	176	A	Colorado St.	39	73								
120	A	UNLV	47	63	287	H	Longwood	48	59								

Non-Div I Games:

Air Force

■ Loss,
 ■ Non-Conf, S Site,
 ■ Home
 ■ Away
 N Neutral

Average RPI Win: 239	WON-LOST	WINNING	LAST 12	STRENGTH OF	OPP. STRENGTH	TEAM	ADJ.	CONF.	ADJ CONF.
Average RPI Loss: 116	RECORD	PCT. RANK	GAMES	SCHEDULE	OF SCHEDULE	RPI	RPI	RPI	RPI
DIV. I ONLY	12- 15	201	6- 6	141	139	195	195	12	12
DIV. I NON-CONF.	6- 8	207	0- 0	173	125	206	206	13	13
TOTALS	RPI 1-25	RPI 26-50	W-L RECORDS	RPI 51-100	RPI 101-150	RPI 150+			
12- 15	0- 1	0- 0	OVERALL	1- 8	1- 1	10- 5			
7- 8	0- 0	0- 0	HOME	1- 4	0- 1	6- 3			
4- 7	0- 1	0- 0	AWAY	0- 4	1- 0	3- 2			
1- 0	0- 0	0- 0	NEUTRAL	0- 0	0- 0	1- 0			
6- 8	0- 1	0- 0	NON-CONFERENCE	1- 3	1- 1	4- 3			
3- 5	0- 0	0- 0	HOME	1- 2	0- 1	2- 2			
2- 3	0- 1	0- 0	AWAY	0- 1	1- 0	1- 1			
1- 0	0- 0	0- 0	NEUTRAL	0- 0	0- 0	1- 0			
6- 7	0- 0	0- 0	CONFERENCE	0- 5	0- 0	6- 2			
4- 3	0- 0	0- 0	HOME	0- 2	0- 0	4- 1			
2- 4	0- 0	0- 0	AWAY	0- 3	0- 0	2- 1			
0- 0	0- 0	0- 0	NEUTRAL	0- 0	0- 0	0- 0			

RPI 1-25				RPI 26-50				RPI 51-100				RPI 101+ Team's RPI: 195			
RPI	S	Opponent	Score	RPI	S	Opponent	Score	RPI	S	Opponent	Score	RPI	S	Opponent	Score
5	A	Notre Dame	61 81					63	A	Bowling Green	58 62	102	H	Providence	65 78
								63	H	Bowling Green	55 60	142	A	Seattle	85 74
								67	H	Howard	64 63	164	H	Saint Francis (PA)	79 80
								69	A	Eastern Mich.	46 91	169	A	Robert Morris	78 85
								71	A	Duquesne	70 77	171	H	Central Mich.	97 87
								75	H	Florida St.	64 90	181	H	Northern Ill.	66 72
								82	A	Toledo	60 71	209	A	Buffalo	91 82
								90	H	Drexel	60 67	234	N	Loyola Chicago	97 86
								98	H	Miami (OH)	85 95	244	H	Youngstown St.	72 78
												258	A	Ball St.	78 70
												260	A	Ohio	71 72
												260	H	Ohio	71 65
												268	A	Cleveland St.	84 74
												296	H	Kent St.	68 62
												305	H	Western Mich.	81 67
												322	H	Saint Peter's	87 50
												332	H	Chicago St.	82 48
LAST 12 Division I GAMES:															
63	H	Bowling Green	55 60	181	H	Northern Ill.	66 72								
260	H	Ohio	71 65	258	A	Ball St.	78 70								
305	H	Western Mich.	81 67	260	A	Ohio	71 72								
171	H	Central Mich.	97 87	296	H	Kent St.	68 62								
82	A	Toledo	60 71	209	A	Buffalo	91 82								
69	A	Eastern Mich.	46 91	63	A	Bowling Green	58 62								

Non-Div I Games:

Akron

■ Loss,
 ■ Non-Conf,
 S Site,
 ■ Home
 ■ Away
 N Neutral

Alabama

Through Games Of Sunday, February 19, 2012

Average RPI Win:	215	WON-LOST	WINNING	LAST 12	STRENGTH OF	OPP. STRENGTH	TEAM	ADJ.	CONF.	ADJ CONF.
Average RPI Loss:	73	RECORD	PCT. RANK	GAMES	SCHEDULE	OF SCHEDULE	RPI	RPI	RPI	RPI
DIV. I ONLY	12- 16	216	2- 10	92	72	167	167	3	3	
DIV. I NON-CONF.	10- 4	80	0- 0	292	235	135	135	3	3	
TOTALS	RPI 1-25	RPI 26-50	W-L RECORDS	RPI 51-100	RPI 101-150	RPI 150+				
12- 16	1- 3	1- 6	OVERALL	0- 2	0- 2	10- 3				
8- 7	1- 2	1- 2	HOME	0- 0	0- 2	6- 1				
2- 8	0- 1	0- 4	AWAY	0- 2	0- 0	2- 1				
2- 1	0- 0	0- 0	NEUTRAL	0- 0	0- 0	2- 1				
10- 4	0- 0	1- 0	NON-CONFERENCE	0- 2	0- 0	9- 2				
7- 0	0- 0	1- 0	HOME	0- 0	0- 0	6- 0				
1- 3	0- 0	0- 0	AWAY	0- 2	0- 0	1- 1				
2- 1	0- 0	0- 0	NEUTRAL	0- 0	0- 0	2- 1				
2- 12	1- 3	0- 6	CONFERENCE	0- 0	0- 2	1- 1				
1- 7	1- 2	0- 2	HOME	0- 0	0- 2	0- 1				
1- 5	0- 1	0- 4	AWAY	0- 0	0- 0	1- 0				
0- 0	0- 0	0- 0	NEUTRAL	0- 0	0- 0	0- 0				

RPI	S	Opponent	Score	RPI	S	Opponent	Score	RPI	S	Opponent	Score	RPI	S	Opponent	Score	Team's RPI: 167
4	H	Tennessee	56 86	26	A	LSU	40 84	70	A	Central Ark.	46 58	115	H	Auburn	55 65	
12	A	Kentucky	68 82	26	H	LSU	46 51	95	A	North Carolina St.	57 79	122	H	Mississippi St.	61 66	
12	H	Kentucky	77 75	31	A	Arkansas	52 70					170	N	Seton Hall	62 56	
22	H	Georgia	66 81	33	A	South Carolina	42 68					177	A	Ole Miss	52 47	
				33	H	South Carolina	55 69					177	H	Ole Miss	55 69	
				34	A	Florida	37 61					185	A	North Texas	63 69	
				46	H	Kansas	80 76					188	N	Old Dominion	76 77	
LAST 12 Division I GAMES:																
				33	H	South Carolina	55 69					12	A	Kentucky	68 82	
				12	H	Kentucky	77 75					4	H	Tennessee	56 86	
				26	H	LSU	46 51					34	A	Florida	37 61	
				177	A	Ole Miss	52 47					177	H	Ole Miss	55 69	
				22	H	Georgia	66 81					122	H	Mississippi St.	61 66	
				31	A	Arkansas	52 70					26	A	LSU	40 84	

Non-Div I Games:

Alabama

■ Loss,
 ■ Non-Conf, S Site,
 ■ Home
 ■ Away
 N Neutral

Average RPI Win:	288	WON-LOST	WINNING	LAST 12	STRENGTH OF	OPP. STRENGTH	TEAM	ADJ.	CONF.	ADJ CONF.
Average RPI Loss:	144	RECORD	PCT. RANK	GAMES	SCHEDULE	OF SCHEDULE	RPI	RPI	RPI	RPI
DIV. I ONLY	12- 10	140	8- 4	325	288	207	207	32	32	
DIV. I NON-CONF.	4- 5	201	0- 0	206	138	172	172	31	31	
TOTALS	RPI 1-25	RPI 26-50	W-L RECORDS	RPI 51-100	RPI 101-150	RPI 150+				
12- 10	0- 1	0- 1	OVERALL	0- 2	0- 1	12- 5				
8- 1	0- 0	0- 0	HOME	0- 0	0- 0	8- 1				
4- 9	0- 1	0- 1	AWAY	0- 2	0- 1	4- 4				
0- 0	0- 0	0- 0	NEUTRAL	0- 0	0- 0	0- 0				
4- 5	0- 1	0- 1	NON-CONFERENCE	0- 2	0- 1	4- 0				
3- 0	0- 0	0- 0	HOME	0- 0	0- 0	3- 0				
1- 5	0- 1	0- 1	AWAY	0- 2	0- 1	1- 0				
0- 0	0- 0	0- 0	NEUTRAL	0- 0	0- 0	0- 0				
8- 5	0- 0	0- 0	CONFERENCE	0- 0	0- 0	8- 5				
5- 1	0- 0	0- 0	HOME	0- 0	0- 0	5- 1				
3- 4	0- 0	0- 0	AWAY	0- 0	0- 0	3- 4				
0- 0	0- 0	0- 0	NEUTRAL	0- 0	0- 0	0- 0				

RPI 1-25				RPI 26-50				RPI 51-100				RPI 101+ Team's RPI: 207			
RPI	S	Opponent	Score	RPI	S	Opponent	Score	RPI	S	Opponent	Score	RPI	S	Opponent	Score
23	A	Vanderbilt	55 86	33	A	South Carolina	53 60	75	A	Florida St.	41 86	104	A	UAB	46 57
								97	A	Illinois	65 83	157	A	Mississippi Val.	44 73
												157	H	Mississippi Val.	67 69
												208	A	Grambling	76 64
												218	A	Southern U.	32 51
												218	H	Southern U.	67 62
												243	H	Tennessee Tech	61 35
												265	A	Alcorn St.	45 49
												278	A	Austin Peay	80 68
												282	H	Prairie View	55 53
												290	A	Alabama St.	65 56
												290	H	Alabama St.	63 51
												311	H	Murray St.	76 71
												312	A	Jackson St.	66 72
												331	A	Ark.-Pine Bluff	61 55
												331	H	Ark.-Pine Bluff	64 44
												335	H	Lipscomb	72 54
												339	H	Texas Southern	56 36
LAST 12 Division I GAMES:															
218	H	Southern U.	67 62	265	A	Alcorn St.	45 49								
290	H	Alabama St.	63 51	218	A	Southern U.	32 51								
157	A	Mississippi Val.	44 73	290	A	Alabama St.	65 56								
331	A	Ark.-Pine Bluff	61 55	157	H	Mississippi Val.	67 69								
282	H	Prairie View	55 53	331	H	Ark.-Pine Bluff	64 44								
339	H	Texas Southern	56 36	208	A	Grambling	76 64								

Non-Div I Games: Stillman 62 40

Alabama A&M

■ Loss,
 ■ Non-Conf, S Site,
 ■ Home
 ■ Away
 N Neutral

Average RPI Win:	281	WON-LOST	WINNING	LAST 12	STRENGTH OF	OPP. STRENGTH	TEAM	ADJ.	CONF.	ADJ CONF.
Average RPI Loss:	183	RECORD	PCT. RANK	GAMES	SCHEDULE	OF SCHEDULE	RPI	RPI	RPI	RPI
DIV. I ONLY	9- 12	216	7- 5	330	317	290	290	32	32	
DIV. I NON-CONF.	2- 6	275	0- 0	218	207	294	294	31	31	
TOTALS	RPI 1-25	RPI 26-50	W-L RECORDS	RPI 51-100	RPI 101-150	RPI 150+				
9- 12	0- 1	0- 1	OVERALL	0- 0	0- 1	9- 9				
6- 5	0- 0	0- 0	HOME	0- 0	0- 1	6- 4				
3- 7	0- 1	0- 1	AWAY	0- 0	0- 0	3- 5				
0- 0	0- 0	0- 0	NEUTRAL	0- 0	0- 0	0- 0				
2- 6	0- 1	0- 1	NON-CONFERENCE	0- 0	0- 1	2- 3				
1- 4	0- 0	0- 0	HOME	0- 0	0- 1	1- 3				
1- 2	0- 1	0- 1	AWAY	0- 0	0- 0	1- 0				
0- 0	0- 0	0- 0	NEUTRAL	0- 0	0- 0	0- 0				
7- 6	0- 0	0- 0	CONFERENCE	0- 0	0- 0	7- 6				
5- 1	0- 0	0- 0	HOME	0- 0	0- 0	5- 1				
2- 5	0- 0	0- 0	AWAY	0- 0	0- 0	2- 5				
0- 0	0- 0	0- 0	NEUTRAL	0- 0	0- 0	0- 0				

RPI 1-25				RPI 26-50				RPI 51-100				RPI 101+ Team's RPI: 290			
RPI	S	Opponent	Score	RPI	S	Opponent	Score	RPI	S	Opponent	Score	RPI	S	Opponent	Score
15	A	Georgia Tech	37 97	26	A	LSU	35 67					134	H	Samford	51 62
												157	A	Mississippi Val.	50 65
												157	H	Mississippi Val.	65 62
												167	H	Alabama	54 64
												207	A	Alabama A&M	51 63
												207	H	Alabama A&M	56 65
												208	A	Grambling	48 62
												214	A	Nicholls St.	61 57
												218	A	Southern U.	51 71
												251	H	Kennesaw St.	51 61
												265	A	Alcorn St.	49 56
												265	H	Alcorn St.	62 57
												282	H	Prairie View	67 53
												295	H	Savannah St.	47 45
												312	A	Jackson St.	52 49
												331	A	Ark.-Pine Bluff	68 57
												331	H	Ark.-Pine Bluff	66 58
												338	H	Troy	53 60
												339	H	Texas Southern	68 47
LAST 12 Division I GAMES:															
265	H	Alcorn St.	62 57	218	A	Southern U.	51 71								
207	A	Alabama A&M	51 63	265	A	Alcorn St.	49 56								
331	A	Ark.-Pine Bluff	68 57	207	H	Alabama A&M	56 65								
157	A	Mississippi Val.	50 65	331	H	Ark.-Pine Bluff	66 58								
339	H	Texas Southern	68 47	157	H	Mississippi Val.	65 62								
282	H	Prairie View	67 53	312	A	Jackson St.	52 49								

Non-Div I Games: Mobile 78 59

Alabama St.

■ Loss,
 ■ Non-Conf,
 ■ S Site,
 ■ Home
 ■ A Away
 N Neutral

Albany (NY)

Through Games Of Sunday, February 19, 2012

Average RPI Win:	219	WON-LOST	WINNING	LAST 12	STRENGTH OF	OPP. STRENGTH	TEAM	ADJ.	CONF.	ADJ CONF.
Average RPI Loss:	121	RECORD	PCT. RANK	GAMES	SCHEDULE	OF SCHEDULE	RPI	RPI	RPI	RPI
DIV. I ONLY	19- 9	83	10- 2	155	234	87	87	15	15	
DIV. I NON-CONF.	6- 7	181	0- 0	104	263	142	142	14	14	
TOTALS	RPI 1-25	RPI 26-50	W-L RECORDS	RPI 51-100	RPI 101-150	RPI 150+				
19- 9	0- 0	0- 1	OVERALL	3- 3	0- 3	16- 2				
9- 2	0- 0	0- 0	HOME	1- 2	0- 0	8- 0				
10- 6	0- 0	0- 1	AWAY	2- 1	0- 2	8- 2				
0- 1	0- 0	0- 0	NEUTRAL	0- 0	0- 1	0- 0				
6- 7	0- 0	0- 1	NON-CONFERENCE	1- 1	0- 3	5- 2				
4- 0	0- 0	0- 0	HOME	1- 0	0- 0	3- 0				
2- 6	0- 0	0- 1	AWAY	0- 1	0- 2	2- 2				
0- 1	0- 0	0- 0	NEUTRAL	0- 0	0- 1	0- 0				
13- 2	0- 0	0- 0	CONFERENCE	2- 2	0- 0	11- 0				
5- 2	0- 0	0- 0	HOME	0- 2	0- 0	5- 0				
8- 0	0- 0	0- 0	AWAY	2- 0	0- 0	6- 0				
0- 0	0- 0	0- 0	NEUTRAL	0- 0	0- 0	0- 0				

RPI 1-25			RPI 26-50			RPI 51-100			Team's RPI: 87		RPI 101+				
RPI	S	Opponent	Score	RPI	S	Opponent	Score	RPI	S	Opponent	Score	RPI	S	Opponent	Score
41	A	Iowa	60 82	76	H	Sacred Heart	64 54	119	N	Charlotte	59 61				
				77	A	Boston U.	48 41	131	A	LIU Brooklyn	52 64				
				77	H	Boston U.	54 58	147	A	FIU	56 69				
				81	A	Hartford	40 37	151	H	La Salle	81 76				
				81	H	Hartford	57 65	153	A	UMBC	65 63				
				82	A	Toledo	39 53	153	H	UMBC	53 41				
								187	A	New Hampshire	60 44				
								187	H	New Hampshire	68 59				
								201	A	Brown	53 65				
								206	A	Canisius	60 64				
								216	A	Fordham	59 42				
								229	A	Binghamton	37 36				
								237	H	Niagara	55 42				
								269	A	Siena	72 48				
								271	A	Vermont	59 56				
								271	H	Vermont	65 47				
								315	A	Stony Brook	57 32				
								315	H	Stony Brook	57 47				
								317	A	Maine	60 48				
								317	H	Maine	68 55				
								330	H	St. Francis (NY)	50 34				
LAST 12 Division I GAMES:															
				77	A	Boston U.	48 41	81	H	Hartford	57 65				
				271	A	Vermont	59 56	229	A	Binghamton	37 36				
				317	H	Maine	68 55	271	H	Vermont	65 47				
				187	H	New Hampshire	68 59	77	H	Boston U.	54 58				
				315	H	Stony Brook	57 47	317	A	Maine	60 48				
				153	A	UMBC	65 63	187	A	New Hampshire	60 44				

Non-Div I Games:

Albany (NY)

Loss, Non-Conf, S Site, H Home A Away N Neutral

Average RPI Win: 289	WON-LOST	WINNING	LAST 12	STRENGTH OF	OPP. STRENGTH	TEAM	ADJ.	CONF.	ADJ CONF.
Average RPI Loss: 170	RECORD	PCT. RANK	GAMES	SCHEDULE	OF SCHEDULE	RPI	RPI	RPI	RPI
DIV. I ONLY	10- 16	241	6- 6	317	272	265	265	32	32
DIV. I NON-CONF.	2- 10	305	0- 0	211	97	273	273	31	31
TOTALS	RPI 1-25	RPI 26-50	W-L RECORDS	RPI 51-100	RPI 101-150	RPI 150+			
10- 16	0- 0	0- 0	OVERALL	0- 4	0- 3	10- 9			
5- 1	0- 0	0- 0	HOME	0- 0	0- 0	5- 1			
4- 12	0- 0	0- 0	AWAY	0- 2	0- 2	4- 8			
1- 3	0- 0	0- 0	NEUTRAL	0- 2	0- 1	1- 0			
2- 10	0- 0	0- 0	NON-CONFERENCE	0- 4	0- 3	2- 3			
0- 0	0- 0	0- 0	HOME	0- 0	0- 0	0- 0			
1- 7	0- 0	0- 0	AWAY	0- 2	0- 2	1- 3			
1- 3	0- 0	0- 0	NEUTRAL	0- 2	0- 1	1- 0			
8- 6	0- 0	0- 0	CONFERENCE	0- 0	0- 0	8- 6			
5- 1	0- 0	0- 0	HOME	0- 0	0- 0	5- 1			
3- 5	0- 0	0- 0	AWAY	0- 0	0- 0	3- 5			
0- 0	0- 0	0- 0	NEUTRAL	0- 0	0- 0	0- 0			

RPI 1-25			RPI 26-50			RPI 51-100			RPI 101+ Team's RPI: 265		
RPI	S	Opponent	Score	RPI	S	Opponent	Score	RPI	S	Opponent	Score
								60	A	Oklahoma St.	36 69
								64	A	Texas	42 74
								66	N	Fla. Gulf Coast	38 85
								95	N	North Carolina St.	70 85
								122	A	Mississippi St.	48 66
								125	A	Minnesota	46 75
								140	N	Harvard	55 78
								157	A	Mississippi Val.	58 66
								157	H	Mississippi Val.	65 61
								193	A	Rice	57 74
								207	H	Alabama A&M	49 45
								208	A	Grambling	58 66
								208	H	Grambling	44 55
								212	A	SMU	54 76
								218	A	Southern U.	62 67
								247	A	Hawaii	63 66
								282	A	Prairie View	59 54
								290	A	Alabama St.	57 62
								290	H	Alabama St.	56 49
								312	A	Jackson St.	55 76
								312	H	Jackson St.	53 51
								313	A	Southeastern La.	62 54
								327	N	Northwestern St.	70 60
								331	A	Ark.-Pine Bluff	65 51
								331	H	Ark.-Pine Bluff	80 63
								339	A	Texas Southern	51 48
LAST 12 Division I GAMES:											
290	A	Alabama St.	57 62	207	H	Alabama A&M	49 45				
331	H	Ark.-Pine Bluff	80 63	290	H	Alabama St.	56 49				
157	H	Mississippi Val.	65 61	331	A	Ark.-Pine Bluff	65 51				
208	A	Grambling	58 66	157	A	Mississippi Val.	58 66				
312	A	Jackson St.	55 76	208	H	Grambling	44 55				
218	A	Southern U.	62 67	312	H	Jackson St.	53 51				

Non-Div I Games:

Alcorn St.

■ Loss,
 ■ Non-Conf,
 ■ S Site,
 ■ Home
 ■ A Away
 N Neutral

Average RPI Win:	246	WON-LOST	WINNING	LAST 12	STRENGTH OF	OPP. STRENGTH	TEAM	ADJ.	CONF.	ADJ CONF.
Average RPI Loss:	127	RECORD	PCT. RANK	GAMES	SCHEDULE	OF SCHEDULE	RPI	RPI	RPI	RPI
DIV. I ONLY	20- 6	28	12- 0	249	279	123	123	29	29	
DIV. I NON-CONF.	8- 6	128	0- 0	253	237	193	193	29	29	
TOTALS	RPI 1-25	RPI 26-50	W-L RECORDS	RPI 51-100	RPI 101-150	RPI 150+				
20- 6	0- 1	0- 2	OVERALL	0- 0	0- 0	20- 3				
10- 5	0- 1	0- 2	HOME	0- 0	0- 0	10- 2				
8- 1	0- 0	0- 0	AWAY	0- 0	0- 0	8- 1				
2- 0	0- 0	0- 0	NEUTRAL	0- 0	0- 0	2- 0				
8- 6	0- 1	0- 2	NON-CONFERENCE	0- 0	0- 0	8- 3				
3- 5	0- 1	0- 2	HOME	0- 0	0- 0	3- 2				
3- 1	0- 0	0- 0	AWAY	0- 0	0- 0	3- 1				
2- 0	0- 0	0- 0	NEUTRAL	0- 0	0- 0	2- 0				
12- 0	0- 0	0- 0	CONFERENCE	0- 0	0- 0	12- 0				
7- 0	0- 0	0- 0	HOME	0- 0	0- 0	7- 0				
5- 0	0- 0	0- 0	AWAY	0- 0	0- 0	5- 0				
0- 0	0- 0	0- 0	NEUTRAL	0- 0	0- 0	0- 0				

RPI 1-25				RPI 26-50				RPI 51-100				RPI 101+ Team's RPI: 123			
RPI	S	Opponent	Score	RPI	S	Opponent	Score	RPI	S	Opponent	Score	RPI	S	Opponent	Score
8	H	Maryland	42 76	35	H	James Madison	64 68					161	A	Holy Cross	61 58
				49	H	Quinnipiac	59 72					161	H	Holy Cross	67 47
												180	H	Loyola Maryland	63 48
												191	A	George Mason	55 51
												192	A	Lehigh	67 50
												192	H	Lehigh	55 49
												203	A	Navy	55 52
												203	H	Navy	49 44
												213	H	Mt. St. Mary's	77 62
												215	H	Md.-East. Shore	37 39
												223	A	George Washington	49 60
												233	H	Oakland	62 68
												244	A	Youngstown St.	48 41
												264	A	Army	40 39
												264	H	Army	54 48
												278	N	Austin Peay	55 54
												281	N	San Jose St.	49 46
												305	H	Western Mich.	77 52
												306	H	Lafayette	80 54
												308	A	Colgate	56 43
												308	H	Colgate	70 47
												329	H	Bucknell	71 45
												338	A	Troy	55 45

Non-Div I Games:

American

■ Loss,
■ Non-Conf, S Site,
■ Home
■ Away
N Neutral

Average RPI Win:	248	WON-LOST	WINNING	LAST 12	STRENGTH OF	OPP. STRENGTH	TEAM	ADJ.	CONF.	ADJ CONF.
Average RPI Loss:	61	RECORD	PCT. RANK	GAMES	SCHEDULE	OF SCHEDULE	RPI	RPI	RPI	RPI
DIV. I ONLY	21- 4	16	10- 2	322	182	93	93	14	14	
DIV. I NON-CONF.	6- 2	61	0- 0	331	169	126	126	19	19	
TOTALS	RPI 1-25	RPI 26-50	W-L RECORDS	RPI 51-100	RPI 101-150	RPI 150+				
21- 4	0- 1	0- 0	OVERALL	1- 3	1- 0	19- 0				
10- 1	0- 0	0- 0	HOME	1- 1	1- 0	8- 0				
10- 3	0- 1	0- 0	AWAY	0- 2	0- 0	10- 0				
1- 0	0- 0	0- 0	NEUTRAL	0- 0	0- 0	1- 0				
6- 2	0- 1	0- 0	NON-CONFERENCE	0- 1	0- 0	6- 0				
2- 0	0- 0	0- 0	HOME	0- 0	0- 0	2- 0				
3- 2	0- 1	0- 0	AWAY	0- 1	0- 0	3- 0				
1- 0	0- 0	0- 0	NEUTRAL	0- 0	0- 0	1- 0				
15- 2	0- 0	0- 0	CONFERENCE	1- 2	1- 0	13- 0				
8- 1	0- 0	0- 0	HOME	1- 1	1- 0	6- 0				
7- 1	0- 0	0- 0	AWAY	0- 1	0- 0	7- 0				
0- 0	0- 0	0- 0	NEUTRAL	0- 0	0- 0	0- 0				

RPI 1-25				RPI 26-50				RPI 51-100 Team's RPI: 93				RPI 101+			
RPI	S	Opponent	Score	RPI	S	Opponent	Score	RPI	S	Opponent	Score	RPI	S	Opponent	Score
22	A	Georgia	37 81					51	A	Virginia	48 80	134	H	Samford	53 49
								72	H	Chattanooga	62 51	183	A	Elon	72 58
								86	A	Davidson	54 61	183	H	Elon	84 68
								86	H	Davidson	52 55	186	A	Furman	78 63
												241	A	Georgia St.	82 58
												241	A	Western Caro.	82 46
												241	H	Western Caro.	58 39
												263	A	Col. of Charleston	50 41
												263	H	Col. of Charleston	71 52
												266	N	Eastern Ky.	64 62
												283	A	Wofford	59 58
												283	H	Wofford	75 46
												284	A	UNC Greensboro	81 66
												284	H	UNC Greensboro	79 60
												286	A	Ga. Southern	57 46
												286	H	Ga. Southern	64 45
												287	H	Longwood	64 54
												289	H	East Tenn. St.	89 65
												325	A	Gardner-Webb	69 41
												336	A	UNC Asheville	85 71
LAST 12 Division I GAMES:															
86	A	Davidson	54 61	241	H	Western Caro.	58 39								
183	H	Elon	84 68	186	A	Furman	78 63								
284	H	UNC Greensboro	79 60	134	H	Samford	53 49								
283	H	Wofford	75 46	72	H	Chattanooga	62 51								
263	A	Col. of Charleston	50 41	283	A	Wofford	59 58								
286	A	Ga. Southern	57 46	86	H	Davidson	52 55								

Non-Div I Games:

Appalachian St.

■ Loss,
 ■ Non-Conf, S Site,
 ■ Home
 ■ Away
 N Neutral

Arizona

Through Games Of Sunday, February 19, 2012

Average RPI Win:	189	WON-LOST	WINNING	LAST 12	STRENGTH OF	OPP. STRENGTH	TEAM	ADJ.	CONF.	ADJ CONF.
Average RPI Loss:	82	RECORD	PCT. RANK	GAMES	SCHEDULE	OF SCHEDULE	RPI	RPI	RPI	RPI
DIV. I ONLY	13- 13	167	2- 10	117	73	148	148	4	4	
DIV. I NON-CONF.	10- 1	14	0- 0	265	262	70	70	5	5	
TOTALS	RPI 1-25	RPI 26-50	W-L RECORDS	RPI 51-100	RPI 101-150	RPI 150+				
13- 13	0- 1	1- 3	OVERALL	1- 3	4- 6	7- 0				
7- 6	0- 1	1- 2	HOME	0- 1	3- 2	3- 0				
5- 6	0- 0	0- 0	AWAY	1- 2	0- 4	4- 0				
1- 1	0- 0	0- 1	NEUTRAL	0- 0	1- 0	0- 0				
10- 1	0- 0	0- 1	NON-CONFERENCE	0- 0	3- 0	7- 0				
5- 0	0- 0	0- 0	HOME	0- 0	2- 0	3- 0				
4- 0	0- 0	0- 0	AWAY	0- 0	0- 0	4- 0				
1- 1	0- 0	0- 1	NEUTRAL	0- 0	1- 0	0- 0				
3- 12	0- 1	1- 2	CONFERENCE	1- 3	1- 6	0- 0				
2- 6	0- 1	1- 2	HOME	0- 1	1- 2	0- 0				
1- 6	0- 0	0- 0	AWAY	1- 2	0- 4	0- 0				
0- 0	0- 0	0- 0	NEUTRAL	0- 0	0- 0	0- 0				

RPI S	Opponent	Score	RPI S	Opponent	Score	RPI S	Opponent	Score	RPI S	Opponent	Score	Team's RPI: 148
3	H Stanford	51 91	27	H California	74 78	54	A Arizona St.	45 60	101	H Wichita St.	74 60	
			36	H Southern California	67 72	61	A Oregon St.	58 56	105	N Syracuse	80 74	
			45	N BYU	73 82	94	A Washington	48 77	110	A Washington St.	68 78	
			48	H UCLA	74 66	94	H Washington	59 68	110	H Washington St.	90 51	
									116	A Utah	67 73	
									116	H Utah	60 65	
									120	H UNLV	62 58	
									121	A Oregon	73 87	
									124	A Colorado	59 69	
									124	H Colorado	54 56	
									185	H North Texas	69 62	
									241	A Georgia St.	79 66	
									250	H Long Beach St.	66 42	
									286	A Ga. Southern	88 46	
									293	H New Mexico	59 50	
									326	A New Mexico St.	84 67	
									331	A Ark.-Pine Bluff	67 37	
LAST 12 Division I GAMES:												
94	H Washington	59 68	110	A Washington St.	68 78							
110	H Washington St.	90 51	94	A Washington	48 77							
116	A Utah	67 73	124	H Colorado	54 56							
124	A Colorado	59 69	116	H Utah	60 65							
3	H Stanford	51 91	61	A Oregon St.	58 56							
27	H California	74 78	121	A Oregon	73 87							

Non-Div I Games: BYU-Hawaii 78 61

Arizona

Loss, Non-Conf, S Site, H Home A Away N Neutral

Average RPI Win:	146	WON-LOST	WINNING	LAST 12	STRENGTH OF	OPP. STRENGTH	TEAM	ADJ.	CONF.	ADJ CONF.
Average RPI Loss:	40	RECORD	PCT. RANK	GAMES	SCHEDULE	OF SCHEDULE	RPI	RPI	RPI	RPI
DIV. I ONLY	18- 8	73	8- 4	55	40	54	54	4	4	
DIV. I NON-CONF.	9- 2	37	0- 0	105	55	43	43	5	5	
TOTALS	RPI 1-25	RPI 26-50	W-L RECORDS	RPI 51-100	RPI 101-150	RPI 150+				
18- 8	0- 3	0- 3	OVERALL	5- 1	8- 1	5- 0				
12- 4	0- 1	0- 3	HOME	3- 0	5- 0	4- 0				
5- 3	0- 1	0- 0	AWAY	1- 1	3- 1	1- 0				
1- 1	0- 1	0- 0	NEUTRAL	1- 0	0- 0	0- 0				
9- 2	0- 2	0- 0	NON-CONFERENCE	3- 0	1- 0	5- 0				
7- 0	0- 0	0- 0	HOME	2- 0	1- 0	4- 0				
1- 1	0- 1	0- 0	AWAY	0- 0	0- 0	1- 0				
1- 1	0- 1	0- 0	NEUTRAL	1- 0	0- 0	0- 0				
9- 6	0- 1	0- 3	CONFERENCE	2- 1	7- 1	0- 0				
5- 4	0- 1	0- 3	HOME	1- 0	4- 0	0- 0				
4- 2	0- 0	0- 0	AWAY	1- 1	3- 1	0- 0				
0- 0	0- 0	0- 0	NEUTRAL	0- 0	0- 0	0- 0				

RPI 1-25				RPI 26-50				RPI 51-100 Team's RPI: 54				RPI 101+			
RPI	S	Opponent	Score	RPI	S	Opponent	Score	RPI	S	Opponent	Score	RPI	S	Opponent	Score
3	H	Stanford	49 62	27	H	California	62 67	56	H	UTEP	47 45	110	A	Washington St.	63 46
13	N	Rutgers	52 59	36	H	Southern California	48 60	61	A	Oregon St.	51 56	110	H	Washington St.	47 42
14	A	DePaul	55 73	48	H	UCLA	48 64	80	H	Illinois St.	77 54	116	A	Utah	46 50
								94	A	Washington	57 53	116	H	Utah	59 51
								94	H	Washington	47 41	121	A	Oregon	53 49
								97	N	Illinois	51 50	124	A	Colorado	60 47
												124	H	Colorado	64 43
												137	H	Eastern Wash.	74 43
												148	H	Arizona	60 45
												176	A	Colorado St.	56 52
												194	H	Boston College	79 54
												264	H	Army	83 46
												280	H	Cal St. Fullerton	63 49
												307	H	UC Riverside	66 46
LAST 12 Division I GAMES:															
110	H	Washington St.	47 42	94	A	Washington	57 53								
94	H	Washington	47 41	110	A	Washington St.	63 46								
124	A	Colorado	60 47	116	H	Utah	59 51								
116	A	Utah	46 50	124	H	Colorado	64 43								
27	H	California	62 67	121	A	Oregon	53 49								
3	H	Stanford	49 62	61	A	Oregon St.	51 56								

Non-Div I Games:

Arizona St.

■ Loss,
 ■ Non-Conf, S Site,
 ■ Home
 ■ Away
 N Neutral

Average RPI Win:	339	WON-LOST	WINNING	LAST 12	STRENGTH OF	OPP. STRENGTH	TEAM	ADJ.	CONF.	ADJ CONF.
Average RPI Loss:	174	RECORD	PCT. RANK	GAMES	SCHEDULE	OF SCHEDULE	RPI	RPI	RPI	RPI
DIV. I ONLY	1- 24	340	1- 11	170	284	331	331	32	32	
DIV. I NON-CONF.	0- 11	337	0- 0	10	37	240	240	31	31	
TOTALS	RPI 1-25	RPI 26-50	W-L RECORDS	RPI 51-100	RPI 101-150	RPI 150+				
1- 24	0- 1	0- 2	OVERALL	0- 4	0- 3	1- 14				
1- 7	0- 0	0- 0	HOME	0- 0	0- 1	1- 6				
0- 17	0- 1	0- 1	AWAY	0- 4	0- 2	0- 8				
0- 0	0- 0	0- 0	NEUTRAL	0- 0	0- 0	0- 0				
0- 11	0- 1	0- 2	NON-CONFERENCE	0- 4	0- 3	0- 1				
0- 1	0- 0	0- 0	HOME	0- 0	0- 1	0- 0				
0- 10	0- 1	0- 2	AWAY	0- 4	0- 2	0- 1				
0- 0	0- 0	0- 0	NEUTRAL	0- 0	0- 0	0- 0				
1- 13	0- 0	0- 0	CONFERENCE	0- 0	0- 0	1- 13				
1- 6	0- 0	0- 0	HOME	0- 0	0- 0	1- 6				
0- 7	0- 0	0- 0	AWAY	0- 0	0- 0	0- 7				
0- 0	0- 0	0- 0	NEUTRAL	0- 0	0- 0	0- 0				

RPI 1-25				RPI 26-50				RPI 51-100				RPI 101+ Team's RPI: 331			
RPI	S	Opponent	Score	RPI	S	Opponent	Score	RPI	S	Opponent	Score	RPI	S	Opponent	Score
12	A	Kentucky	43 101	26	A	LSU	28 80	60	A	Oklahoma St.	35 98	103	A	San Diego St.	43 86
				42	A	Nebraska	43 95	64	A	Texas	40 79	126	A	Marquette	36 84
								70	A	Central Ark.	38 61	148	H	Arizona	37 67
								85	A	Memphis	60 89	157	A	Mississippi Val.	50 92
												177	A	Ole Miss	52 83
												207	A	Alabama A&M	44 64
												207	H	Alabama A&M	55 61
												208	H	Grambling	56 69
												218	A	Southern U.	48 62
												218	H	Southern U.	62 81
												265	A	Alcorn St.	63 80
												265	H	Alcorn St.	51 65
												282	A	Prairie View	51 102
												290	A	Alabama St.	58 66
												290	H	Alabama St.	57 68
												312	H	Jackson St.	51 59
												339	A	Texas Southern	36 57
												339	H	Texas Southern	69 52
LAST 12 Division I GAMES:															
339	H	Texas Southern	69 52	208	H	Grambling	56 69								
265	A	Alcorn St.	63 80	282	A	Prairie View	51 102								
218	A	Southern U.	48 62	339	A	Texas Southern	36 57								
290	H	Alabama St.	57 68	265	H	Alcorn St.	51 65								
207	H	Alabama A&M	55 61	218	H	Southern U.	62 81								
312	H	Jackson St.	51 59	290	A	Alabama St.	58 66								

Non-Div I Games:

Ark.-Pine Bluff

■ Loss,
■ Non-Conf,
■ S Site,
■ H Home
■ A Away
N Neutral

Arkansas

Through Games Of Sunday, February 19, 2012

Average RPI Win:	132	WON-LOST	WINNING	LAST 12	STRENGTH OF	OPP. STRENGTH	TEAM	ADJ.	CONF.	ADJ CONF.
Average RPI Loss:	61	RECORD	PCT. RANK	GAMES	SCHEDULE	OF SCHEDULE	RPI	RPI	RPI	RPI
DIV. I ONLY	20- 6	28	9- 3	47	43	31	31	3	3	
DIV. I NON-CONF.	11- 1	10	0- 0	177	153	44	44	3	3	
TOTALS	RPI 1-25	RPI 26-50	W-L RECORDS	RPI 51-100	RPI 101-150	RPI 150+				
20- 6	1- 3	4- 1	OVERALL	2- 0	6- 1	7- 1				
14- 2	1- 1	2- 1	HOME	0- 0	4- 0	7- 0				
4- 3	0- 2	2- 0	AWAY	0- 0	2- 0	0- 1				
2- 1	0- 0	0- 0	NEUTRAL	2- 0	0- 1	0- 0				
11- 1	0- 0	1- 0	NON-CONFERENCE	2- 0	2- 1	6- 0				
8- 0	0- 0	0- 0	HOME	0- 0	2- 0	6- 0				
1- 0	0- 0	1- 0	AWAY	0- 0	0- 0	0- 0				
2- 1	0- 0	0- 0	NEUTRAL	2- 0	0- 1	0- 0				
9- 5	1- 3	3- 1	CONFERENCE	0- 0	4- 0	1- 1				
6- 2	1- 1	2- 1	HOME	0- 0	2- 0	1- 0				
3- 3	0- 2	1- 0	AWAY	0- 0	2- 0	0- 1				
0- 0	0- 0	0- 0	NEUTRAL	0- 0	0- 0	0- 0				

RPI S	Opponent	Score	RPI S	Opponent	Score	Team's RPI: 31	RPI S	Opponent	Score	RPI S	Opponent	Score
4	H Tennessee	38 69	26	A LSU	72 52		75	N Florida St.	55 52	115	A Auburn	51 48
12	A Kentucky	72 84	26	H LSU	42 50		91	N South Fla.	65 61	115	H Auburn	59 39
22	A Georgia	57 67	33	H South Carolina	68 47					116	H Utah	57 56
23	H Vanderbilt	69 47	34	H Florida	73 72					117	H Oral Roberts	65 37
			38	A Middle Tenn.	59 53					122	A Mississippi St.	51 35
										122	H Mississippi St.	67 53
										125	N Minnesota	60 68
										155	H Stephen F. Austin	61 46
										157	H Mississippi Val.	59 40
										167	H Alabama	70 52
										177	A Ole Miss	54 60
										208	H Grambling	69 49
										279	H Morgan St.	81 50
										304	H Texas-Arlington	57 34
										339	H Texas Southern	86 41
LAST 12 Division I GAMES:												
122	H Mississippi St.	67 53	122	A Mississippi St.	51 35							
26	H LSU	42 50	26	A LSU	72 52							
115	A Auburn	51 48	23	H Vanderbilt	69 47							
33	H South Carolina	68 47	115	H Auburn	59 39							
167	H Alabama	70 52	177	A Ole Miss	54 60							
34	H Florida	73 72	4	H Tennessee	38 69							

Non-Div I Games:

Arkansas

■ Loss,
 ■ Non-Conf, S Site,
 ■ Home
 ■ Away
 N Neutral

Average RPI Win:	205	WON-LOST	WINNING	LAST 12	STRENGTH OF	OPP. STRENGTH	TEAM	ADJ.	CONF.	ADJ CONF.
Average RPI Loss:	150	RECORD	PCT. RANK	GAMES	SCHEDULE	OF SCHEDULE	RPI	RPI	RPI	RPI
DIV. I ONLY	11- 16	229	6- 6	147	202	227	227	16	16	
DIV. I NON-CONF.	6- 7	181	1- 0	74	203	171	171	15	15	
TOTALS	RPI 1-25	RPI 26-50	W-L RECORDS	RPI 51-100	RPI 101-150	RPI 150+				
11- 16	0- 0	1- 1	OVERALL	1- 2	1- 6	8- 7				
9- 6	0- 0	1- 0	HOME	1- 1	1- 3	6- 2				
2- 8	0- 0	0- 1	AWAY	0- 0	0- 2	2- 5				
0- 2	0- 0	0- 0	NEUTRAL	0- 1	0- 1	0- 0				
6- 7	0- 0	1- 0	NON-CONFERENCE	1- 2	1- 2	3- 3				
5- 2	0- 0	1- 0	HOME	1- 1	1- 0	2- 1				
1- 3	0- 0	0- 0	AWAY	0- 0	0- 1	1- 2				
0- 2	0- 0	0- 0	NEUTRAL	0- 1	0- 1	0- 0				
5- 9	0- 0	0- 1	CONFERENCE	0- 0	0- 4	5- 4				
4- 4	0- 0	0- 0	HOME	0- 0	0- 3	4- 1				
1- 5	0- 0	0- 1	AWAY	0- 0	0- 1	1- 3				
0- 0	0- 0	0- 0	NEUTRAL	0- 0	0- 0	0- 0				

RPI 1-25			RPI 26-50			RPI 51-100			RPI 101+			Team's RPI: 227			
RPI	S	Opponent	Score	RPI	S	Opponent	Score	RPI	S	Opponent	Score				
				36	H	Southern California	58 56	55	H	Missouri St.	68 77	112	H	UT Martin	83 68
				38	A	Middle Tenn.	62 71	80	N	Illinois St.	50 78	119	A	Charlotte	48 78
								82	H	Toledo	64 56	128	A	Denver	61 73
												128	H	Denver	49 58
												135	H	UALR	57 64
												137	N	Eastern Wash.	51 72
												147	H	FIU	45 52
												155	A	Stephen F. Austin	69 64
												158	H	Fla. Atlantic	44 57
												172	A	South Ala.	39 68
												184	A	Tulsa	48 70
												184	H	Tulsa	80 70
												185	A	North Texas	54 68
												185	H	North Texas	70 64
												190	H	Louisiana Tech	59 69
												224	A	La.-Monroe	57 83
												224	H	La.-Monroe	76 61
												310	A	La.-Lafayette	57 50
												310	H	La.-Lafayette	55 52
												321	A	Southeast Mo. St.	52 56
												323	H	A&M-Corpus Christi	84 71
												338	H	Troy	62 39
LAST 12 Division I GAMES:															
				147	H	FIU	45 52	128	A	Denver	61 73				
				338	H	Troy	62 39	310	H	La.-Lafayette	55 52				
				310	A	La.-Lafayette	57 50	38	A	Middle Tenn.	62 71				
				172	A	South Ala.	39 68	135	H	UALR	57 64				
				224	H	La.-Monroe	76 61	112	H	UT Martin	83 68				
				185	A	North Texas	54 68	185	H	North Texas	70 64				

Non-Div I Games:

Arkansas St.

■ Loss,
■ Non-Conf,
■ S Site,
■ H Home
■ A Away
N Neutral

Average RPI Win: 283	WON-LOST	WINNING	LAST 12	STRENGTH OF	OPP. STRENGTH	TEAM	ADJ.	CONF.	ADJ CONF.
Average RPI Loss: 172	RECORD	PCT. RANK	GAMES	SCHEDULE	OF SCHEDULE	RPI	RPI	RPI	RPI
DIV. I ONLY	12- 14	190	7- 5	318	275	264	264	29	29
DIV. I NON-CONF.	5- 9	237	0- 0	307	237	302	302	29	29
TOTALS	RPI 1-25	RPI 26-50	W-L RECORDS	RPI 51-100	RPI 101-150	RPI 150+			
12- 14	0- 0	0- 1	OVERALL	0- 1	0- 3	12- 9			
8- 5	0- 0	0- 1	HOME	0- 0	0- 1	8- 3			
4- 9	0- 0	0- 0	AWAY	0- 1	0- 2	4- 6			
0- 0	0- 0	0- 0	NEUTRAL	0- 0	0- 0	0- 0			
5- 9	0- 0	0- 1	NON-CONFERENCE	0- 1	0- 1	5- 6			
4- 3	0- 0	0- 1	HOME	0- 0	0- 0	4- 2			
1- 6	0- 0	0- 0	AWAY	0- 1	0- 1	1- 4			
0- 0	0- 0	0- 0	NEUTRAL	0- 0	0- 0	0- 0			
7- 5	0- 0	0- 0	CONFERENCE	0- 0	0- 2	7- 3			
4- 2	0- 0	0- 0	HOME	0- 0	0- 1	4- 1			
3- 3	0- 0	0- 0	AWAY	0- 0	0- 1	3- 2			
0- 0	0- 0	0- 0	NEUTRAL	0- 0	0- 0	0- 0			

RPI S	Opponent	Score	RPI S	Opponent	Score	RPI S	Opponent	Score	RPI S	Opponent	Score	Team's RPI: 264
49	H Quinnipiac	51 54	54	A Arizona St.	46 83	114	A Yale	62 63				
						123	A American	48 54				
						123	H American	39 40				
						161	A Holy Cross	59 62				
						170	H Seton Hall	50 53				
						180	A Loyola Maryland	64 68				
						189	H Manhattan	58 43				
						192	H Lehigh	66 64				
						203	A Navy	56 58				
						203	H Navy	50 57				
						220	H Fairleigh Dickinson	51 37				
						222	A Bryant	54 64				
						229	H Binghamton	47 49				
						240	A Penn	60 70				
						247	H Hawaii	55 51				
						306	A Lafayette	62 47				
						306	H Lafayette	44 43				
						308	A Colgate	61 54				
						308	H Colgate	62 47				
						329	A Bucknell	67 64				
						329	H Bucknell	60 56				
						330	A St. Francis (NY)	59 43				
						334	H Wagner	70 46				
						337	A Columbia	58 63				
LAST 12 Division I GAMES:												
123	A American	48 54	161	A Holy Cross	59 62							
308	H Colgate	62 47	123	H American	39 40							
203	H Navy	50 57	308	A Colgate	61 54							
306	A Lafayette	62 47	203	A Navy	56 58							
329	H Bucknell	60 56	306	H Lafayette	44 43							
192	H Lehigh	66 64	329	A Bucknell	67 64							

Non-Div I Games: Manhattanville 71 40

Army

Average RPI Win:	204	WON-LOST	WINNING	LAST 12	STRENGTH OF	OPP. STRENGTH	TEAM	ADJ.	CONF.	ADJ CONF.
Average RPI Loss:	39	RECORD	PCT. RANK	GAMES	SCHEDULE	OF SCHEDULE	RPI	RPI	RPI	RPI
DIV. I ONLY	11- 16	229	2- 10	25	44	115	115	3	3	
DIV. I NON-CONF.	8- 5	107	0- 0	141	171	116	116	3	3	
TOTALS	RPI 1-25	RPI 26-50	W-L RECORDS	RPI 51-100	RPI 101-150	RPI 150+				
11- 16	0- 7	1- 6	OVERALL	1- 1	1- 2	8- 0				
6- 6	0- 4	1- 2	HOME	1- 0	0- 0	4- 0				
3- 9	0- 3	0- 3	AWAY	0- 1	0- 2	3- 0				
2- 1	0- 0	0- 1	NEUTRAL	0- 0	1- 0	1- 0				
8- 5	0- 1	0- 2	NON-CONFERENCE	1- 1	1- 1	6- 0				
5- 1	0- 0	0- 1	HOME	1- 0	0- 0	4- 0				
1- 3	0- 1	0- 0	AWAY	0- 1	0- 1	1- 0				
2- 1	0- 0	0- 1	NEUTRAL	0- 0	1- 0	1- 0				
3- 11	0- 6	1- 4	CONFERENCE	0- 0	0- 1	2- 0				
1- 5	0- 4	1- 1	HOME	0- 0	0- 0	0- 0				
2- 6	0- 2	0- 3	AWAY	0- 0	0- 1	2- 0				
0- 0	0- 0	0- 0	NEUTRAL	0- 0	0- 0	0- 0				

RPI 1-25				RPI 26-50				RPI 51-100				RPI 101+ Team's RPI: 115			
RPI	S	Opponent	Score	RPI	S	Opponent	Score	RPI	S	Opponent	Score	RPI	S	Opponent	Score
4	A	Tennessee	61 82	26	A	LSU	41 57	59	A	Temple	57 73	119	N	Charlotte	68 58
4	H	Tennessee	52 73	30	H	Purdue	54 62	91	H	South Fla.	62 45	122	A	Mississippi St.	57 62
10	A	Duke	50 73	31	A	Arkansas	39 59					147	A	FIU	55 64
12	H	Kentucky	48 66	31	H	Arkansas	48 51					167	A	Alabama	65 55
22	H	Georgia	45 70	33	H	South Carolina	53 49					177	A	Ole Miss	67 54
23	A	Vanderbilt	58 66	34	A	Florida	56 70					205	N	Central Conn. St.	49 40
23	H	Vanderbilt	61 66	44	N	Marist	61 69					223	H	George Washington	55 47

Non-Div I Games:

Auburn

■ Loss,
 ■ Non-Conf, S Site,
 ■ Home
 ■ Away
 N Neutral

Average RPI Win:	290	WON-LOST	WINNING	LAST 12	STRENGTH OF	OPP. STRENGTH	TEAM	ADJ.	CONF.	ADJ CONF.
Average RPI Loss:	179	RECORD	PCT. RANK	GAMES	SCHEDULE	OF SCHEDULE	RPI	RPI	RPI	RPI
DIV. I ONLY	7- 20	287	4- 8	174	334	278	278	31	31	
DIV. I NON-CONF.	3- 10	282	0- 0	45	270	198	198	32	32	
TOTALS	RPI 1-25	RPI 26-50	W-L RECORDS	RPI 51-100	RPI 101-150	RPI 150+				
7- 20	0- 2	0- 1	OVERALL	0- 1	0- 5	7- 11				
3- 9	0- 1	0- 0	HOME	0- 0	0- 3	3- 5				
4- 10	0- 1	0- 1	AWAY	0- 1	0- 1	4- 5				
0- 1	0- 0	0- 0	NEUTRAL	0- 0	0- 1	0- 0				
3- 10	0- 2	0- 1	NON-CONFERENCE	0- 1	0- 3	3- 3				
1- 4	0- 1	0- 0	HOME	0- 0	0- 2	1- 1				
2- 5	0- 1	0- 1	AWAY	0- 1	0- 0	2- 2				
0- 1	0- 0	0- 0	NEUTRAL	0- 0	0- 1	0- 0				
4- 10	0- 0	0- 0	CONFERENCE	0- 0	0- 2	4- 8				
2- 5	0- 0	0- 0	HOME	0- 0	0- 1	2- 4				
2- 5	0- 0	0- 0	AWAY	0- 0	0- 1	2- 4				
0- 0	0- 0	0- 0	NEUTRAL	0- 0	0- 0	0- 0				

RPI 1-25				RPI 26-50				RPI 51-100				RPI 101+ Team's RPI: 278			
RPI	S	Opponent	Score	RPI	S	Opponent	Score	RPI	S	Opponent	Score	RPI	S	Opponent	Score
20	A	Louisville	60 78	38	A	Middle Tenn.	63 69	63	A	Bowling Green	38 72	104	H	UAB	45 49
23	H	Vanderbilt	51 83									111	A	Eastern Ill.	46 80
												112	H	UT Martin	83 88
												123	N	American	54 55
												146	H	Florida A&M	77 86
												160	A	Cal Poly	69 79
												174	A	SIU Edwardsville	61 72
												207	H	Alabama A&M	68 80
												243	H	Tennessee Tech	65 68
												253	A	Belmont	58 56
												254	H	Southern Ill.	76 70
												258	A	Ball St.	55 59
												266	A	Eastern Ky.	66 63
												266	H	Eastern Ky.	59 61
												287	A	Tennessee St.	81 95
												287	H	Tennessee St.	77 82
												302	A	Morehead St.	67 74
												302	H	Morehead St.	88 81
												311	A	Murray St.	85 72
												311	H	Murray St.	71 63
												321	A	Southeast Mo. St.	60 69
												335	A	Lipscomb	61 58
												340	H	Jacksonville St.	73 74
LAST 12 Division I GAMES:															
302	H	Morehead St.	88 81	174	A	SIU Edwardsville	61 72								
311	A	Murray St.	85 72	111	A	Eastern Ill.	46 80								
243	H	Tennessee Tech	65 68	266	H	Eastern Ky.	59 61								
112	H	UT Martin	83 88	340	H	Jacksonville St.	73 74								
321	A	Southeast Mo. St.	60 69	311	H	Murray St.	71 63								
287	H	Tennessee St.	77 82	266	A	Eastern Ky.	66 63								

Non-Div I Games:

Austin Peay

■ Loss,
■ Non-Conf, S Site,
■ Home
■ Away
N Neutral

Average RPI Win:	169	WON-LOST	WINNING	LAST 12	STRENGTH OF	OPP. STRENGTH	TEAM	ADJ.	CONF.	ADJ CONF.
Average RPI Loss:	93	RECORD	PCT. RANK	GAMES	SCHEDULE	OF SCHEDULE	RPI	RPI	RPI	RPI
DIV. I ONLY	22- 5	20	10- 2	167	74	45	45	8	8	
DIV. I NON-CONF.	11- 2	24	1- 0	180	31	50	50	8	8	
TOTALS	RPI 1-25	RPI 26-50	W-L RECORDS	RPI 51-100	RPI 101-150	RPI 150+				
22- 5	0- 2	1- 0	OVERALL	3- 1	8- 1	10- 1				
11- 2	0- 1	1- 0	HOME	2- 0	4- 0	4- 1				
9- 3	0- 1	0- 0	AWAY	1- 1	2- 1	6- 0				
2- 0	0- 0	0- 0	NEUTRAL	0- 0	2- 0	0- 0				
11- 2	0- 2	0- 0	NON-CONFERENCE	0- 0	7- 0	4- 0				
5- 1	0- 1	0- 0	HOME	0- 0	3- 0	2- 0				
4- 1	0- 1	0- 0	AWAY	0- 0	2- 0	2- 0				
2- 0	0- 0	0- 0	NEUTRAL	0- 0	2- 0	0- 0				
11- 3	0- 0	1- 0	CONFERENCE	3- 1	1- 1	6- 1				
6- 1	0- 0	1- 0	HOME	2- 0	1- 0	2- 1				
5- 2	0- 0	0- 0	AWAY	1- 1	0- 1	4- 0				
0- 0	0- 0	0- 0	NEUTRAL	0- 0	0- 0	0- 0				

RPI 1-25			RPI 26-50			Team's RPI: 45	RPI 51-100			RPI 101+		
RPI	S	Opponent	Score	RPI	S	Opponent	Score	RPI	S	Opponent	Score	
10	H	Duke	55 61	29	H	Gonzaga	70 40	57	A	St. Mary's (CA)	48 54	105 N Syracuse 83 59
11	A	Kansas St.	46 59					57	H	St. Mary's (CA)	83 47	116 H Utah 63 58
								83	A	San Diego	62 53	127 A Pepperdine 49 61
								83	H	San Diego	64 50	127 H Pepperdine 80 56
												136 A Utah St. 73 65
												137 H Eastern Wash. 77 58
												141 H Wisconsin 77 59
												142 A Seattle 69 55
												148 N Arizona 82 73
												173 A Santa Clara 74 64
												175 A Portland 79 53
												175 H Portland 76 55
												184 A Tulsa 64 61
												255 A Loyola Marymount 72 48
												255 H Loyola Marymount 80 47
												259 A San Francisco 76 67
												259 H San Francisco 64 71
												294 H Nevada 84 53
												303 H Southern Utah 82 49
												333 A Weber St. 84 67
LAST 12 Division I GAMES:												
83	H	San Diego	64 50	142	A	Seattle	69 55					
259	H	San Francisco	64 71	175	H	Portland	76 55					
29	H	Gonzaga	70 40	255	A	Loyola Marymount	72 48					
57	H	St. Mary's (CA)	83 47	83	A	San Diego	62 53					
127	A	Pepperdine	49 61	127	H	Pepperdine	80 56					
173	A	Santa Clara	74 64	259	A	San Francisco	76 67					

Non-Div I Games: BYU-Hawaii 88 27

BYU

■ Loss,
 ■ Non-Conf, S Site,
 ■ Home
 ■ Away
 N Neutral

Average RPI Win:	213	WON-LOST	WINNING	LAST 12	STRENGTH OF	OPP. STRENGTH	TEAM	ADJ.	CONF.	ADJ CONF.
Average RPI Loss:	162	RECORD	PCT. RANK	GAMES	SCHEDULE	OF SCHEDULE	RPI	RPI	RPI	RPI
DIV. I ONLY	8- 17	264	3- 9	140	211	258	258	12	12	
DIV. I NON-CONF.	4- 8	240	0- 0	122	285	247	247	13	13	
TOTALS	RPI 1-25	RPI 26-50	W-L RECORDS	RPI 51-100	RPI 101-150	RPI 150+				
8- 17	0- 1	0- 0	OVERALL	1- 4	1- 2	6- 10				
6- 7	0- 0	0- 0	HOME	1- 2	1- 1	4- 4				
2- 10	0- 1	0- 0	AWAY	0- 2	0- 1	2- 6				
0- 0	0- 0	0- 0	NEUTRAL	0- 0	0- 0	0- 0				
4- 8	0- 1	0- 0	NON-CONFERENCE	0- 1	1- 2	3- 4				
3- 4	0- 0	0- 0	HOME	0- 1	1- 1	2- 2				
1- 4	0- 1	0- 0	AWAY	0- 0	0- 1	1- 2				
0- 0	0- 0	0- 0	NEUTRAL	0- 0	0- 0	0- 0				
4- 9	0- 0	0- 0	CONFERENCE	1- 3	0- 0	3- 6				
3- 3	0- 0	0- 0	HOME	1- 1	0- 0	2- 2				
1- 6	0- 0	0- 0	AWAY	0- 2	0- 0	1- 4				
0- 0	0- 0	0- 0	NEUTRAL	0- 0	0- 0	0- 0				

RPI	S	Opponent	Score	RPI	S	Opponent	Score	RPI	S	Opponent	Score	RPI	S	Opponent	Score	Team's RPI: 258
25	A	Green Bay	39 80					63	H	Bowling Green	52 63	113	H	Stetson	78 73	
								69	H	Eastern Mich.	54 51	129	H	Detroit	68 87	
								80	H	Illinois St.	52 63	144	A	Wright St.	55 74	
								82	A	Toledo	48 63	154	H	Marshall	58 60	
								98	A	Miami (OH)	61 72	171	A	Central Mich.	66 84	
												171	H	Central Mich.	84 76	
												174	A	SIU Edwardsville	56 68	
												181	A	Northern Ill.	44 58	
												181	H	Northern Ill.	50 43	
												195	H	Akron	70 78	
												202	A	Butler	43 55	
												209	H	Buffalo	37 61	
												260	A	Ohio	57 76	
												275	H	Valparaiso	53 67	
												278	H	Austin Peay	59 55	
												285	A	Evansville	55 50	
												296	A	Kent St.	75 56	
												305	A	Western Mich.	64 76	
												311	H	Murray St.	81 72	
LAST 12 Division I GAMES:																
171	H	Central Mich.	84 76	63	H	Bowling Green	52 63									
181	A	Northern Ill.	44 58	195	H	Akron	70 78									
260	A	Ohio	57 76	82	A	Toledo	48 63									
209	H	Buffalo	37 61	171	A	Central Mich.	66 84									
296	A	Kent St.	75 56	181	H	Northern Ill.	50 43									
98	A	Miami (OH)	61 72	305	A	Western Mich.	64 76									

Non-Div I Games: Oakland City 68 39

Ball St.

■ Loss,
 ■ Non-Conf,
 ■ S Site,
 ■ H Home
 ■ A Away
 N Neutral

Average RPI Win:	72	WON-LOST	WINNING	LAST 12	STRENGTH OF	OPP. STRENGTH	TEAM	ADJ.	CONF.	ADJ CONF.
Average RPI Loss:	0	RECORD	PCT. RANK	GAMES	SCHEDULE	OF SCHEDULE	RPI	RPI	RPI	RPI
DIV. I ONLY	27- 0	1	12- 0	5	1	1	1	1	1	1
DIV. I NON-CONF.	13- 0	1	0- 0	14	8	2	2	1	1	1
TOTALS	RPI 1-25	RPI 26-50	W-L RECORDS	RPI 51-100	RPI 101-150	RPI 150+				
27- 0	9- 0	5- 0	OVERALL	5- 0	5- 0	3- 0				
17- 0	5- 0	3- 0	HOME	3- 0	3- 0	3- 0				
9- 0	3- 0	2- 0	AWAY	2- 0	2- 0	0- 0				
1- 0	1- 0	0- 0	NEUTRAL	0- 0	0- 0	0- 0				
13- 0	4- 0	1- 0	NON-CONFERENCE	2- 0	3- 0	3- 0				
10- 0	2- 0	1- 0	HOME	2- 0	2- 0	3- 0				
2- 0	1- 0	0- 0	AWAY	0- 0	1- 0	0- 0				
1- 0	1- 0	0- 0	NEUTRAL	0- 0	0- 0	0- 0				
14- 0	5- 0	4- 0	CONFERENCE	3- 0	2- 0	0- 0				
7- 0	3- 0	2- 0	HOME	1- 0	1- 0	0- 0				
7- 0	2- 0	2- 0	AWAY	2- 0	1- 0	0- 0				
0- 0	0- 0	0- 0	NEUTRAL	0- 0	0- 0	0- 0				

RPI 1-25				Team's RPI: 1				RPI 26-50				RPI 51-100				RPI 101+			
RPI	S	Opponent	Score	RPI	S	Opponent	Score	RPI	S	Opponent	Score	RPI	S	Opponent	Score				
2	H	Connecticut	66 61	39	A	Iowa St.	57 45	60	A	Oklahoma St.	83 52	106	A	Missouri	71 41				
4	A	Tennessee	76 67	46	H	Kansas	74 46	60	H	Oklahoma St.	71 44	106	H	Missouri	90 46				
5	H	Notre Dame	94 81	48	H	UCLA	83 50	64	A	Texas	77 59	107	H	McNeese St.	90 50				
6	H	Texas A&M	71 48	50	A	Texas Tech	72 64	67	H	Howard	82 28	114	H	Yale	109 59				
11	A	Kansas St.	70 41	50	H	Texas Tech	56 51	72	H	Chattanooga	91 31	125	A	Minnesota	89 60				
11	H	Kansas St.	76 41									157	H	Mississippi Val.	93 55				
17	N	St. John's (NY)	73 59									230	H	Milwaukee	72 41				
18	A	Oklahoma	89 58									339	H	Texas Southern	91 39				
18	H	Oklahoma	81 54																
LAST 12 Division I GAMES:																			
50	H	Texas Tech	56 51	46	H	Kansas	74 46												
60	A	Oklahoma St.	83 52	18	A	Oklahoma	89 58												
6	H	Texas A&M	71 48	11	H	Kansas St.	76 41												
18	H	Oklahoma	81 54	50	A	Texas Tech	72 64												
11	A	Kansas St.	70 41	64	A	Texas	77 59												
106	A	Missouri	71 41	60	H	Oklahoma St.	71 44												

Non-Div I Games:

Baylor

Average RPI Win: 262	WON-LOST	WINNING	LAST 12	STRENGTH OF	OPP. STRENGTH	TEAM	ADJ.	CONF.	ADJ CONF.
Average RPI Loss: 175	RECORD	PCT. RANK	GAMES	SCHEDULE	OF SCHEDULE	RPI	RPI	RPI	RPI
DIV. I ONLY	11- 16	229	8- 4	245	294	253	253	30	30
DIV. I NON-CONF.	1- 10	329	0- 0	194	142	318	318	30	30
TOTALS	RPI 1-25	RPI 26-50	W-L RECORDS	RPI 51-100	RPI 101-150	RPI 150+			
11- 16	0- 0	0- 1	OVERALL	0- 4	2- 3	9- 8			
8- 5	0- 0	0- 0	HOME	0- 1	2- 0	6- 4			
3- 11	0- 0	0- 1	AWAY	0- 3	0- 3	3- 4			
0- 0	0- 0	0- 0	NEUTRAL	0- 0	0- 0	0- 0			
1- 10	0- 0	0- 1	NON-CONFERENCE	0- 2	1- 2	0- 5			
1- 3	0- 0	0- 0	HOME	0- 0	1- 0	0- 3			
0- 7	0- 0	0- 1	AWAY	0- 2	0- 2	0- 2			
0- 0	0- 0	0- 0	NEUTRAL	0- 0	0- 0	0- 0			
10- 6	0- 0	0- 0	CONFERENCE	0- 2	1- 1	9- 3			
7- 2	0- 0	0- 0	HOME	0- 1	1- 0	6- 1			
3- 4	0- 0	0- 0	AWAY	0- 1	0- 1	3- 2			
0- 0	0- 0	0- 0	NEUTRAL	0- 0	0- 0	0- 0			

RPI S	Opponent	Score	RPI S	Opponent	Score	RPI S	Opponent	Score	RPI S	Opponent	Score	Team's RPI: 253
34	A Florida	45 72	66	A Fla. Gulf Coast	34 54	112	A UT Martin	48 67				
			66	H Fla. Gulf Coast	50 57	113	A Stetson	46 68				
			72	A Chattanooga	42 75	113	H Stetson	65 58				
			85	A Memphis	40 79	115	A Auburn	53 80				
						138	H Indiana St.	69 59				
						199	H Indiana	52 63				
						226	H Texas St.	66 71				
						251	H Kennesaw St.	57 55				
						260	A Ohio	51 65				
						266	A Eastern Ky.	46 60				
						274	A North Florida	54 37				
						274	H North Florida	57 35				
						277	A Jacksonville	50 57				
						277	H Jacksonville	68 62				
						278	H Austin Peay	56 58				
						289	A East Tenn. St.	88 75				
						289	H East Tenn. St.	49 44				
						309	A S.C. Upstate	51 61				
						309	H S.C. Upstate	74 69				
						324	H Mercer	61 64				
						335	A Lipscomb	60 43				
						335	H Lipscomb	64 54				
LAST 12 Division I GAMES:												
289	H	East Tenn. St.	49	44	274	H	North Florida	57	35			
309	H	S.C. Upstate	74	69	309	A	S.C. Upstate	51	61			
66	A	Fla. Gulf Coast	34	54	289	A	East Tenn. St.	88	75			
113	A	Stetson	46	68	113	H	Stetson	65	58			
335	A	Lipscomb	60	43	66	H	Fla. Gulf Coast	50	57			
277	H	Jacksonville	68	62	335	H	Lipscomb	64	54			

Non-Div I Games:

Belmont

Average RPI Win:	303	WON-LOST	WINNING	LAST 12	STRENGTH OF	OPP. STRENGTH	TEAM	ADJ.	CONF.	ADJ CONF.
Average RPI Loss:	186	RECORD	PCT. RANK	GAMES	SCHEDULE	OF SCHEDULE	RPI	RPI	RPI	RPI
DIV. I ONLY	7- 15	266	5- 7	332	318	318	318	28	28	
DIV. I NON-CONF.	2- 8	292	0- 1	289	226	326	326	25	25	
TOTALS	RPI 1-25	RPI 26-50	W-L RECORDS	RPI 51-100	RPI 101-150	RPI 150+				
7- 15	0- 0	0- 0	OVERALL	0- 2	0- 3	7- 10				
4- 5	0- 0	0- 0	HOME	0- 0	0- 2	4- 3				
3- 8	0- 0	0- 0	AWAY	0- 2	0- 1	3- 5				
0- 2	0- 0	0- 0	NEUTRAL	0- 0	0- 0	0- 2				
2- 8	0- 0	0- 0	NON-CONFERENCE	0- 1	0- 1	2- 6				
2- 2	0- 0	0- 0	HOME	0- 0	0- 1	2- 1				
0- 4	0- 0	0- 0	AWAY	0- 1	0- 0	0- 3				
0- 2	0- 0	0- 0	NEUTRAL	0- 0	0- 0	0- 2				
5- 7	0- 0	0- 0	CONFERENCE	0- 1	0- 2	5- 4				
2- 3	0- 0	0- 0	HOME	0- 0	0- 1	2- 2				
3- 4	0- 0	0- 0	AWAY	0- 1	0- 1	3- 2				
0- 0	0- 0	0- 0	NEUTRAL	0- 0	0- 0	0- 0				

RPI 1-25				RPI 26-50				RPI 51-100				RPI 101+				Team's RPI: 318	
RPI	S	Opponent	Score	RPI	S	Opponent	Score	RPI	S	Opponent	Score	RPI	S	Opponent	Score		
								67	A	Howard	50	58	113	H	Stetson	64	82
								91	A	South Fla.	36	72	146	A	Florida A&M	51	65
												146	H	Florida A&M	57	81	
												158	A	Fla. Atlantic	46	68	
												158	N	Fla. Atlantic	70	71	
												162	A	UCF	49	66	
												196	N	Campbell	46	62	
												215	A	Md.-East. Shore	43	47	
												241	A	Georgia St.	50	66	
												248	A	South Carolina St.	69	65	
												248	H	South Carolina St.	60	71	
												272	A	N.C. A&T	54	69	
												272	H	N.C. A&T	60	63	
												274	H	North Florida	66	63	
												295	H	Savannah St.	58	54	
												296	H	Kent St.	58	49	
												310	H	La.-Lafayette	67	72	
												328	A	Delaware St.	52	50	
												341	A	N.C. Central	64	54	
												341	H	N.C. Central	63	61	
LAST 12 Division I GAMES:																	
248	A	South Carolina St.	69	65	328	A	Delaware St.	52	50								
67	A	Howard	50	58	295	H	Savannah St.	58	54								
341	H	N.C. Central	63	61	248	H	South Carolina St.	60	71								
272	H	N.C. A&T	60	63	341	A	N.C. Central	64	54								
146	A	Florida A&M	51	65	272	A	N.C. A&T	54	69								
215	A	Md.-East. Shore	43	47	241	A	Georgia St.	50	66								

Non-Div I Games: Palm Beach Atl. 56 59 Ave Maria 74 52

Bethune-Cookman

Loss, Non-Conf, S Site, H Home A Away N Neutral

Binghamton

Through Games Of Sunday, February 19, 2012

Average RPI Win:	264	WON-LOST	WINNING	LAST 12	STRENGTH OF	OPP. STRENGTH	TEAM	ADJ.	CONF.	ADJ CONF.
Average RPI Loss:	145	RECORD	PCT. RANK	GAMES	SCHEDULE	OF SCHEDULE	RPI	RPI	RPI	RPI
DIV. I ONLY	12- 15	201	4- 8	275	190	229	229	15	15	
DIV. I NON-CONF.	6- 7	181	0- 0	271	206	217	217	14	14	
TOTALS	RPI 1-25	RPI 26-50	W-L RECORDS	RPI 51-100	RPI 101-150	RPI 150+				
12- 15	0- 1	0- 1	OVERALL	0- 5	0- 2	12- 6				
5- 7	0- 1	0- 0	HOME	0- 3	0- 1	5- 2				
6- 7	0- 0	0- 0	AWAY	0- 2	0- 1	6- 4				
1- 1	0- 0	0- 1	NEUTRAL	0- 0	0- 0	1- 0				
6- 7	0- 1	0- 1	NON-CONFERENCE	0- 0	0- 2	6- 3				
1- 4	0- 1	0- 0	HOME	0- 0	0- 1	1- 2				
4- 2	0- 0	0- 0	AWAY	0- 0	0- 1	4- 1				
1- 1	0- 0	0- 1	NEUTRAL	0- 0	0- 0	1- 0				
6- 8	0- 0	0- 0	CONFERENCE	0- 5	0- 0	6- 3				
4- 3	0- 0	0- 0	HOME	0- 3	0- 0	4- 0				
2- 5	0- 0	0- 0	AWAY	0- 2	0- 0	2- 3				
0- 0	0- 0	0- 0	NEUTRAL	0- 0	0- 0	0- 0				

RPI S	Opponent	Score	RPI S	Opponent	Score	RPI S	Opponent	Score	RPI S	Opponent	Score	Team's RPI: 229
16 H	St. Bonaventure	34 49	43 N	Dayton	50 60	77 A	Boston U.	48 60	105 H	Syracuse	57 90	
						77 H	Boston U.	49 62	125 A	Minnesota	40 65	
						81 A	Hartford	58 67	153 A	UMBC	50 63	
						81 H	Hartford	41 63	153 H	UMBC	61 43	
						87 H	Albany (NY)	36 37	187 A	New Hampshire	64 55	
									213 H	Mt. St. Mary's	52 43	
									237 A	Niagara	53 64	
									238 H	Massachusetts	55 64	
									249 A	Cornell	61 48	
									264 A	Army	49 47	
									267 H	Rider	56 66	
									269 A	Siena	80 70	
									271 A	Vermont	48 69	
									271 H	Vermont	54 43	
									294 N	Nevada	58 52	
									315 A	Stony Brook	44 32	
									315 H	Stony Brook	55 46	
									317 A	Maine	47 48	
									317 H	Maine	72 54	
									322 A	Saint Peter's	70 63	
LAST 12 Division I GAMES:												
153 A	UMBC	50 63	87 H	Albany (NY)	36 37							
81 A	Hartford	58 67	187 A	New Hampshire	64 55							
271 H	Vermont	54 43	153 H	UMBC	61 43							
77 H	Boston U.	49 62	81 H	Hartford	41 63							
315 H	Stony Brook	55 46	271 A	Vermont	48 69							
317 A	Maine	47 48	77 A	Boston U.	48 60							

Non-Div I Games:

Binghamton

Loss, Non-Conf, S Site, H Home A Away N Neutral

Average RPI Win:	279	WON-LOST	WINNING	LAST 12	STRENGTH OF	OPP. STRENGTH	TEAM	ADJ.	CONF.	ADJ CONF.
Average RPI Loss:	148	RECORD	PCT. RANK	GAMES	SCHEDULE	OF SCHEDULE	RPI	RPI	RPI	RPI
DIV. I ONLY	11- 13	196	5- 7	293	233	252	252	23	23	
DIV. I NON-CONF.	7- 6	153	1- 0	262	259	213	213	23	23	
TOTALS	RPI 1-25	RPI 26-50	W-L RECORDS	RPI 51-100	RPI 101-150	RPI 150+				
11- 13	0- 0	0- 0	OVERALL	0- 1	2- 6	9- 6				
7- 6	0- 0	0- 0	HOME	0- 0	1- 4	6- 2				
4- 7	0- 0	0- 0	AWAY	0- 1	1- 2	3- 4				
0- 0	0- 0	0- 0	NEUTRAL	0- 0	0- 0	0- 0				
7- 6	0- 0	0- 0	NON-CONFERENCE	0- 1	2- 4	5- 1				
5- 3	0- 0	0- 0	HOME	0- 0	1- 3	4- 0				
2- 3	0- 0	0- 0	AWAY	0- 1	1- 1	1- 1				
0- 0	0- 0	0- 0	NEUTRAL	0- 0	0- 0	0- 0				
4- 7	0- 0	0- 0	CONFERENCE	0- 0	0- 2	4- 5				
2- 3	0- 0	0- 0	HOME	0- 0	0- 1	2- 2				
2- 4	0- 0	0- 0	AWAY	0- 0	0- 1	2- 3				
0- 0	0- 0	0- 0	NEUTRAL	0- 0	0- 0	0- 0				

RPI 1-25			RPI 26-50			RPI 51-100			RPI 101+			Team's RPI: 252
RPI	S	Opponent	Score	RPI	S	Opponent	Score	RPI	S	Opponent	Score	
						73 A Idaho St.	75 84			103 H San Diego St.	59 69	
										105 H Syracuse	47 70	
										120 A UNLV	50 66	
										127 H Pepperdine	68 57	
										136 A Utah St.	86 97	
										136 H Utah St.	52 64	
										137 A Eastern Wash.	72 63	
										142 H Seattle	80 89	
										175 A Portland	56 83	
										176 A Colorado St.	58 67	
										176 H Colorado St.	52 60	
										178 A TCU	69 73	
										178 H TCU	68 74	
										232 A Wyoming	64 84	
										293 A New Mexico	68 64	
										293 H New Mexico	65 46	
										297 H Utah Valley	85 64	
										307 H UC Riverside	68 58	
										314 A Air Force	81 75	
										314 H Air Force	83 59	
										326 A New Mexico St.	56 53	
										326 H New Mexico St.	72 57	
										333 H Weber St.	86 68	
LAST 12 Division I GAMES:												
178	A	TCU	69 73	120	A	UNLV	50 66					
176	A	Colorado St.	58 67	178	H	TCU	68 74					
314	H	Air Force	83 59	176	H	Colorado St.	52 60					
293	A	New Mexico	68 64	314	A	Air Force	81 75					
103	H	San Diego St.	59 69	293	H	New Mexico	65 46					
232	A	Wyoming	64 84	326	A	New Mexico St.	56 53					

Non-Div I Games: Montana Tech 97 61 Southern Ore. 93 55

Boise St.

Boston College

Through Games Of Sunday, February 19, 2012

Average RPI Win:	211	WON-LOST	WINNING	LAST 12	STRENGTH OF	OPP. STRENGTH	TEAM	ADJ.	CONF.	ADJ CONF.
Average RPI Loss:	64	RECORD	PCT. RANK	GAMES	SCHEDULE	OF SCHEDULE	RPI	RPI	RPI	RPI
DIV. I ONLY	7- 20	287	2- 10	37	53	194	194	6	6	
DIV. I NON-CONF.	5- 8	221	0- 0	49	104	169	169	6	6	
TOTALS	RPI 1-25	RPI 26-50	W-L RECORDS	RPI 51-100	RPI 101-150	RPI 150+				
7- 20	0- 6	0- 1	OVERALL	0- 11	0- 1	7- 1				
6- 8	0- 3	0- 0	HOME	0- 4	0- 0	6- 1				
1- 12	0- 3	0- 1	AWAY	0- 7	0- 1	1- 0				
0- 0	0- 0	0- 0	NEUTRAL	0- 0	0- 0	0- 0				
5- 8	0- 1	0- 1	NON-CONFERENCE	0- 5	0- 1	5- 0				
5- 2	0- 0	0- 0	HOME	0- 2	0- 0	5- 0				
0- 6	0- 1	0- 1	AWAY	0- 3	0- 1	0- 0				
0- 0	0- 0	0- 0	NEUTRAL	0- 0	0- 0	0- 0				
2- 12	0- 5	0- 0	CONFERENCE	0- 6	0- 0	2- 1				
1- 6	0- 3	0- 0	HOME	0- 2	0- 0	1- 1				
1- 6	0- 2	0- 0	AWAY	0- 4	0- 0	1- 0				
0- 0	0- 0	0- 0	NEUTRAL	0- 0	0- 0	0- 0				

RPI 1-25				RPI 26-50				RPI 51-100				RPI 101+ Team's RPI: 194			
RPI	S	Opponent	Score	RPI	S	Opponent	Score	RPI	S	Opponent	Score	RPI	S	Opponent	Score
8	A	Maryland	44 86	43	A	Dayton	60 69	51	A	Virginia	58 69	141	A	Wisconsin	50 58
9	H	Miami (FL)	57 88					54	A	Arizona St.	54 79	161	H	Holy Cross	67 58
10	H	Duke	62 71					62	A	Saint Joseph's	57 74	200	A	Virginia Tech	64 60
13	A	Rutgers	58 74					75	H	Florida St.	59 68	200	H	Virginia Tech	35 38
15	A	Georgia Tech	48 85					77	H	Boston U.	62 70	205	H	Central Conn. St.	57 49
15	H	Georgia Tech	58 68					78	H	Hampton	63 71	220	H	Fairleigh Dickinson	68 57
								79	A	North Carolina	46 77	222	H	Bryant	68 42
								81	A	Hartford	45 54	228	H	Clemson	56 53
								89	A	Wake Forest	58 72	238	H	Massachusetts	80 64
								89	H	Wake Forest	60 73				
								95	A	North Carolina St.	57 80				
LAST 12 Division I GAMES:															
15	A	Georgia Tech	48 85	9	H	Miami (FL)	57 88								
228	H	Clemson	56 53	79	A	North Carolina	46 77								
200	A	Virginia Tech	64 60	51	A	Virginia	58 69								
10	H	Duke	62 71	75	H	Florida St.	59 68								
89	H	Wake Forest	60 73	15	H	Georgia Tech	58 68								
8	A	Maryland	44 86	95	A	North Carolina St.	57 80								

B
o
s
t
o
n
C
o
l
l
e
g
e

B
o
s
t
o
n
C
o
l
l
e
g
e

Non-Div I Games:

Boston College

Loss, Non-Conf, S Site, H Home A Away N Neutral

Average RPI Win: 208	WON-LOST	WINNING	LAST 12	STRENGTH OF	OPP. STRENGTH	TEAM	ADJ.	CONF.	ADJ CONF.
Average RPI Loss: 102	RECORD	PCT. RANK	GAMES	SCHEDULE	OF SCHEDULE	RPI	RPI	RPI	RPI
DIV. I ONLY	20- 7	42	11- 1	219	119	77	77	15	15
DIV. I NON-CONF.	7- 6	153	0- 0	161	22	105	105	14	14
TOTALS	RPI 1-25	RPI 26-50	W-L RECORDS	RPI 51-100	RPI 101-150	RPI 150+			
20- 7	0- 1	1- 2	OVERALL	2- 1	2- 2	15- 1			
10- 1	0- 0	1- 0	HOME	1- 1	1- 0	7- 0			
9- 5	0- 1	0- 2	AWAY	1- 0	1- 1	7- 1			
1- 1	0- 0	0- 0	NEUTRAL	0- 0	0- 1	1- 0			
7- 6	0- 1	1- 2	NON-CONFERENCE	0- 0	2- 2	4- 1			
4- 0	0- 0	1- 0	HOME	0- 0	1- 0	2- 0			
2- 5	0- 1	0- 2	AWAY	0- 0	1- 1	1- 1			
1- 1	0- 0	0- 0	NEUTRAL	0- 0	0- 1	1- 0			
13- 1	0- 0	0- 0	CONFERENCE	2- 1	0- 0	11- 0			
6- 1	0- 0	0- 0	HOME	1- 1	0- 0	5- 0			
7- 0	0- 0	0- 0	AWAY	1- 0	0- 0	6- 0			
0- 0	0- 0	0- 0	NEUTRAL	0- 0	0- 0	0- 0			

RPI 1-25				RPI 26-50				RPI 51-100				Team's RPI: 77	RPI 101+			
RPI	S	Opponent	Score	RPI	S	Opponent	Score	RPI	S	Opponent	Score		RPI	S	Opponent	Score
17	A	St. John's (NY)	38 75	40	A	West Virginia	53 78	81	H	Hartford	53 46		102	H	Providence	65 62
				44	H	Marist	49 36	87	A	Albany (NY)	58 54		114	A	Yale	59 54
				47	A	Richmond	60 72	87	H	Albany (NY)	41 48		140	A	Harvard	57 62
													143	N	Coppin St.	44 59
													153	A	UMBC	59 53
													187	A	New Hampshire	63 52
													187	H	New Hampshire	79 39
													194	A	Boston College	70 62
													203	N	Navy	48 46
													229	A	Binghamton	62 49
													229	H	Binghamton	60 48
													231	H	Northeastern	75 65
													238	A	Massachusetts	49 55
													271	A	Vermont	61 60
													271	H	Vermont	72 64
													315	A	Stony Brook	69 34
													315	H	Stony Brook	56 31
													316	H	Rhode Island	71 44
													317	A	Maine	73 50
													317	H	Maine	75 34
LAST 12 Division I GAMES:																
				87	H	Albany (NY)	41 48	153	A	UMBC	59 53					
				187	A	New Hampshire	63 52	81	H	Hartford	53 46					
				315	H	Stony Brook	56 31	187	H	New Hampshire	79 39					
				317	A	Maine	73 50	87	A	Albany (NY)	58 54					
				229	A	Binghamton	62 49	315	A	Stony Brook	69 34					
				271	H	Vermont	72 64	317	H	Maine	75 34					

Non-Div I Games:

Boston U.

■ Loss,
 ■ Non-Conf, S Site,
 ■ Home
 ■ Away
 N Neutral

Bowling Green

Through Games Of Sunday, February 19, 2012

Average RPI Win:	214	WON-LOST	WINNING	LAST 12	STRENGTH OF	OPP. STRENGTH	TEAM	ADJ.	CONF.	ADJ CONF.
Average RPI Loss:	63	RECORD	PCT. RANK	GAMES	SCHEDULE	OF SCHEDULE	RPI	RPI	RPI	RPI
DIV. I ONLY	21- 4	16	11- 1	255	115	63	63	12	12	
DIV. I NON-CONF.	9- 3	61	0- 0	251	110	93	93	13	13	
TOTALS	RPI 1-25	RPI 26-50	W-L RECORDS	RPI 51-100	RPI 101-150	RPI 150+				
21- 4	0- 0	0- 2	OVERALL	2- 2	1- 0	18- 0				
12- 1	0- 0	0- 1	HOME	1- 0	0- 0	11- 0				
9- 3	0- 0	0- 1	AWAY	1- 2	1- 0	7- 0				
0- 0	0- 0	0- 0	NEUTRAL	0- 0	0- 0	0- 0				
9- 3	0- 0	0- 2	NON-CONFERENCE	0- 1	1- 0	8- 0				
5- 1	0- 0	0- 1	HOME	0- 0	0- 0	5- 0				
4- 2	0- 0	0- 1	AWAY	0- 1	1- 0	3- 0				
0- 0	0- 0	0- 0	NEUTRAL	0- 0	0- 0	0- 0				
12- 1	0- 0	0- 0	CONFERENCE	2- 1	0- 0	10- 0				
7- 0	0- 0	0- 0	HOME	1- 0	0- 0	6- 0				
5- 1	0- 0	0- 0	AWAY	1- 1	0- 0	4- 0				
0- 0	0- 0	0- 0	NEUTRAL	0- 0	0- 0	0- 0				

RPI S	Opponent	Score	RPI S	Opponent	Score	RPI S	Opponent	Score	RPI S	Opponent	Score
30	H Purdue	53 54	43	A Dayton	38 69	69	H Eastern Mich.	70 54	129	A Detroit	57 49
						82	A Toledo	50 52	171	A Central Mich.	77 72
						96	A Creighton	47 49	176	A Colorado St.	70 57
						98	A Miami (OH)	61 58	181	H Northern Ill.	57 47
									195	A Akron	60 55
									195	H Akron	62 58
									202	H Butler	71 61
									209	A Buffalo	79 59
									209	H Buffalo	62 52
									221	H Western Ky.	86 62
									232	A Wyoming	60 53
									244	A Youngstown St.	73 61
									258	A Ball St.	63 52
									260	H Ohio	61 49
									277	H Jacksonville	83 53
									278	H Austin Peay	72 38
									285	H Evansville	71 54
									296	H Kent St.	76 57
									305	H Western Mich.	67 56
LAST 12 Division I GAMES:											
195	A Akron	60 55	258	A Ball St.	63 52						
209	H Buffalo	62 52	69	H Eastern Mich.	70 54						
82	A Toledo	50 52	98	A Miami (OH)	61 58						
305	H Western Mich.	67 56	209	A Buffalo	79 59						
181	H Northern Ill.	57 47	260	H Ohio	61 49						
171	A Central Mich.	77 72	195	H Akron	62 58						

Non-Div I Games: Madonna 91 41

Bowling Green

■ Loss,
 ■ Non-Conf, S Site,
 ■ Home
 ■ Away
 N Neutral

Average RPI Win: 189	WON-LOST	WINNING	LAST 12	STRENGTH OF	OPP. STRENGTH	TEAM	ADJ.	CONF.	ADJ CONF.
Average RPI Loss: 132	RECORD	PCT. RANK	GAMES	SCHEDULE	OF SCHEDULE	RPI	RPI	RPI	RPI
DIV. I ONLY	14- 12	145	5- 7	142	130	149	149	10	10
DIV. I NON-CONF.	9- 3	61	0- 0	82	274	78	78	10	10
TOTALS	RPI 1-25	RPI 26-50	W-L RECORDS	RPI 51-100	RPI 101-150	RPI 150+			
14- 12	0- 0	1- 0	OVERALL	0- 4	3- 5	10- 3			
7- 5	0- 0	1- 0	HOME	0- 2	3- 2	3- 1			
6- 6	0- 0	0- 0	AWAY	0- 2	0- 2	6- 2			
1- 1	0- 0	0- 0	NEUTRAL	0- 0	0- 1	1- 0			
9- 3	0- 0	1- 0	NON-CONFERENCE	0- 0	1- 2	7- 1			
3- 2	0- 0	1- 0	HOME	0- 0	1- 1	1- 1			
5- 0	0- 0	0- 0	AWAY	0- 0	0- 0	5- 0			
1- 1	0- 0	0- 0	NEUTRAL	0- 0	0- 1	1- 0			
5- 9	0- 0	0- 0	CONFERENCE	0- 4	2- 3	3- 2			
4- 3	0- 0	0- 0	HOME	0- 2	2- 1	2- 0			
1- 6	0- 0	0- 0	AWAY	0- 2	0- 2	1- 2			
0- 0	0- 0	0- 0	NEUTRAL	0- 0	0- 0	0- 0			

RPI S	Opponent	Score	RPI S	Opponent	Score	RPI S	Opponent	Score	RPI S	Opponent	Score	Team's RPI: 149
41	H Iowa	96 88	55	H Missouri St.	70 79	101	H Wichita St.	58 71				
			80	A Illinois St.	63 82	111	H Eastern Ill.	58 59				
			80	H Illinois St.	65 67	113	N Stetson	63 73				
			96	A Creighton	68 72	132	A UNI	57 71				
						132	H UNI	75 61				
						133	H Northern Colo.	59 49				
						138	A Indiana St.	60 77				
						138	H Indiana St.	79 58				
						163	A Drake	62 77				
						171	A Central Mich.	86 79				
						174	A SIU Edwardsville	66 60				
						181	A Northern Ill.	50 45				
						202	A Butler	71 63				
						210	A Winthrop	71 61				
						230	H Milwaukee	67 71				
						237	N Niagara	68 43				
						239	H Western Ill.	93 64				
						254	A Southern Ill.	72 59				
						254	H Southern Ill.	66 50				
						285	A Evansville	59 71				
						285	H Evansville	82 64				
LAST 12 Division I GAMES:												
132	H UNI	75 61	163	A Drake	62 77							
80	A Illinois St.	63 82	132	A UNI	57 71							
138	A Indiana St.	60 77	138	H Indiana St.	79 58							
254	H Southern Ill.	66 50	80	H Illinois St.	65 67							
285	H Evansville	82 64	285	A Evansville	59 71							
96	A Creighton	68 72	254	A Southern Ill.	72 59							

Non-Div I Games:

Bradley

■ Loss,
 ■ Non-Conf,
 ■ S Site,
 ■ H Home
 ■ A Away
 N Neutral

Average RPI Win:	238	WON-LOST	WINNING	LAST 12	STRENGTH OF	OPP. STRENGTH	TEAM	ADJ.	CONF.	ADJ CONF.
Average RPI Loss:	173	RECORD	PCT. RANK	GAMES	SCHEDULE	OF SCHEDULE	RPI	RPI	RPI	RPI
DIV. I ONLY	14- 9	109	7- 5	323	225	201	201	20	20	
DIV. I NON-CONF.	8- 5	107	1- 1	323	301	229	229	18	18	
TOTALS	RPI 1-25	RPI 26-50	W-L RECORDS	RPI 51-100	RPI 101-150	RPI 150+				
14- 9	0- 0	0- 1	OVERALL	1- 0	3- 3	10- 5				
7- 5	0- 0	0- 0	HOME	1- 0	2- 2	4- 3				
6- 4	0- 0	0- 1	AWAY	0- 0	1- 1	5- 2				
1- 0	0- 0	0- 0	NEUTRAL	0- 0	0- 0	1- 0				
8- 5	0- 0	0- 0	NON-CONFERENCE	1- 0	1- 1	6- 4				
4- 3	0- 0	0- 0	HOME	1- 0	1- 1	2- 2				
3- 2	0- 0	0- 0	AWAY	0- 0	0- 0	3- 2				
1- 0	0- 0	0- 0	NEUTRAL	0- 0	0- 0	1- 0				
6- 4	0- 0	0- 1	CONFERENCE	0- 0	2- 2	4- 1				
3- 2	0- 0	0- 0	HOME	0- 0	1- 1	2- 1				
3- 2	0- 0	0- 1	AWAY	0- 0	1- 1	2- 0				
0- 0	0- 0	0- 0	NEUTRAL	0- 0	0- 0	0- 0				

[illegible]

Non-Div I Games:	Dominican (CA)	66	45
------------------	----------------	----	----

Brown

Loss, Non-Conf, S Site, H Home A Away N Neutral

Average RPI Win: 258	WON-LOST	WINNING	LAST 12	STRENGTH OF	OPP. STRENGTH	TEAM	ADJ.	CONF.	ADJ CONF.
Average RPI Loss: 162	RECORD	PCT. RANK	GAMES	SCHEDULE	OF SCHEDULE	RPI	RPI	RPI	RPI
DIV. I ONLY	13- 13	167	4- 8	313	222	222	222	17	17
DIV. I NON-CONF.	7- 4	98	0- 0	342	284	259	259	22	22
TOTALS	RPI 1-25	RPI 26-50	W-L RECORDS	RPI 51-100	RPI 101-150	RPI 150+			
13- 13	0- 0	0- 2	OVERALL	0- 2	0- 1	13- 8			
7- 5	0- 0	0- 1	HOME	0- 1	0- 0	7- 3			
6- 8	0- 0	0- 1	AWAY	0- 1	0- 1	6- 5			
0- 0	0- 0	0- 0	NEUTRAL	0- 0	0- 0	0- 0			
7- 4	0- 0	0- 0	NON-CONFERENCE	0- 0	0- 0	7- 4			
4- 1	0- 0	0- 0	HOME	0- 0	0- 0	4- 1			
3- 3	0- 0	0- 0	AWAY	0- 0	0- 0	3- 3			
0- 0	0- 0	0- 0	NEUTRAL	0- 0	0- 0	0- 0			
6- 9	0- 0	0- 2	CONFERENCE	0- 2	0- 1	6- 4			
3- 4	0- 0	0- 1	HOME	0- 1	0- 0	3- 2			
3- 5	0- 0	0- 1	AWAY	0- 1	0- 1	3- 2			
0- 0	0- 0	0- 0	NEUTRAL	0- 0	0- 0	0- 0			

RPI 1-25				RPI 26-50				RPI 51-100				RPI 101+ Team's RPI: 222			
RPI	S	Opponent	Score	RPI	S	Opponent	Score	RPI	S	Opponent	Score	RPI	S	Opponent	Score
				49	A	Quinnipiac	56 67	76	A	Sacred Heart	64 79	131	A	LIU Brooklyn	41 50
				49	H	Quinnipiac	47 84	76	H	Sacred Heart	67 74	161	A	Holy Cross	62 82
												164	A	Saint Francis (PA)	73 85
												164	H	Saint Francis (PA)	57 52
												165	H	Monmouth	55 49
												169	H	Robert Morris	75 71
												194	A	Boston College	42 68
												201	H	Brown	64 49
												205	A	Central Conn. St.	68 62
												205	H	Central Conn. St.	62 75
												213	A	Mt. St. Mary's	61 66
												220	H	Fairleigh Dickinson	43 54
												235	H	Iona	53 66
												264	H	Army	64 54
												273	A	Dartmouth	63 45
												306	H	Lafayette	56 48
												308	A	Colgate	76 74
												316	H	Rhode Island	75 62
												317	A	Maine	65 53
												330	A	St. Francis (NY)	55 45
												334	A	Wagner	71 67
												337	A	Columbia	74 77
LAST 12 Division I GAMES:															
164	A	Saint Francis (PA)	73 85	165	H	Monmouth	55 49	205	H	Central Conn. St.	62 75	49	H	Quinnipiac	47 84
76	H	Sacred Heart	67 74	49	A	Wagner	71 67	213	A	Mt. St. Mary's	61 66	169	H	Robert Morris	75 71
76	A	Sacred Heart	64 79												
131	A	LIU Brooklyn	41 50												
330	A	St. Francis (NY)	55 45												
220	H	Fairleigh Dickinson	43 54												

Non-Div I Games:

Bryant

Average RPI Win: 269	WON-LOST	WINNING	LAST 12	STRENGTH OF	OPP. STRENGTH	TEAM	ADJ.	CONF.	ADJ CONF.
Average RPI Loss: 207	RECORD	PCT. RANK	GAMES	SCHEDULE	OF SCHEDULE	RPI	RPI	RPI	RPI
DIV. I ONLY	5- 22	316	3- 9	310	285	329	329	29	29
DIV. I NON-CONF.	2- 13	317	0- 0	302	253	335	335	29	29
TOTALS	RPI 1-25	RPI 26-50	W-L RECORDS	RPI 51-100	RPI 101-150	RPI 150+			
5- 22	0- 1	0- 1	OVERALL	0- 0	0- 2	5- 18			
3- 10	0- 1	0- 0	HOME	0- 0	0- 1	3- 8			
2- 12	0- 0	0- 1	AWAY	0- 0	0- 1	2- 10			
0- 0	0- 0	0- 0	NEUTRAL	0- 0	0- 0	0- 0			
2- 13	0- 1	0- 1	NON-CONFERENCE	0- 0	0- 1	2- 10			
2- 5	0- 1	0- 0	HOME	0- 0	0- 1	2- 3			
0- 8	0- 0	0- 1	AWAY	0- 0	0- 0	0- 7			
0- 0	0- 0	0- 0	NEUTRAL	0- 0	0- 0	0- 0			
3- 9	0- 0	0- 0	CONFERENCE	0- 0	0- 1	3- 8			
1- 5	0- 0	0- 0	HOME	0- 0	0- 0	1- 5			
2- 4	0- 0	0- 0	AWAY	0- 0	0- 1	2- 3			
0- 0	0- 0	0- 0	NEUTRAL	0- 0	0- 0	0- 0			

RPI 1-25				RPI 26-50				RPI 51-100				RPI 101+ Team's RPI: 329			
RPI	S	Opponent	Score	RPI	S	Opponent	Score	RPI	S	Opponent	Score	RPI	S	Opponent	Score
24	H	Penn St.	54 78	40	A	West Virginia	30 72					114	H	Yale	48 69
												123	A	American	45 71
												161	A	Holy Cross	53 70
												161	H	Holy Cross	38 49
												164	A	Saint Francis (PA)	53 70
												192	A	Lehigh	62 56
												192	H	Lehigh	38 53
												203	H	Navy	49 50
												206	H	Canisius	47 55
												209	A	Buffalo	57 63
												213	A	Mt. St. Mary's	46 58
												216	H	Fordham	49 39
												237	A	Niagara	55 61
												244	H	Youngstown St.	56 57
												249	A	Cornell	45 65
												264	A	Army	56 60
												264	H	Army	64 67
												267	A	Rider	43 63
												279	H	Morgan St.	52 54
LAST 12 Division I GAMES:															
												306	A	Lafayette	65 54
												306	H	Lafayette	45 49
												308	A	Colgate	66 73
												308	H	Colgate	67 45
												320	A	NJIT	53 54
												322	H	Saint Peter's	46 35
161	H	Holy Cross	38 49	123	A	American	45 71								
192	A	Lehigh	62 56	161	A	Holy Cross	53 70								
306	A	Lafayette	65 54	192	H	Lehigh	38 53								
308	H	Colgate	67 45	306	H	Lafayette	45 49								
264	A	Army	56 60	308	A	Colgate	66 73								
203	H	Navy	49 50	264	H	Army	64 67								

Non-Div I Games:

Bucknell

■ Loss,
 ■ Non-Conf, S Site,
 ■ Home
 ■ Away
 N Neutral

Average RPI Win:	252	WON-LOST	WINNING	LAST 12	STRENGTH OF	OPP. STRENGTH	TEAM	ADJ.	CONF.	ADJ CONF.
Average RPI Loss:	120	RECORD	PCT. RANK	GAMES	SCHEDULE	OF SCHEDULE	RPI	RPI	RPI	RPI
DIV. I ONLY	7- 20	287	2- 10	56	177	209	209	12	12	
DIV. I NON-CONF.	5- 9	237	0- 0	40	182	153	153	13	13	
TOTALS	RPI 1-25	RPI 26-50	W-L RECORDS	RPI 51-100	RPI 101-150	RPI 150+				
7- 20	0- 2	0- 2	OVERALL	0- 8	0- 2	7- 6				
3- 7	0- 0	0- 0	HOME	0- 4	0- 1	3- 2				
3- 11	0- 2	0- 1	AWAY	0- 4	0- 1	3- 3				
1- 2	0- 0	0- 1	NEUTRAL	0- 0	0- 0	1- 1				
5- 9	0- 2	0- 2	NON-CONFERENCE	0- 2	0- 2	5- 1				
3- 1	0- 0	0- 0	HOME	0- 0	0- 1	3- 0				
1- 6	0- 2	0- 1	AWAY	0- 2	0- 1	1- 0				
1- 2	0- 0	0- 1	NEUTRAL	0- 0	0- 0	1- 1				
2- 11	0- 0	0- 0	CONFERENCE	0- 6	0- 0	2- 5				
0- 6	0- 0	0- 0	HOME	0- 4	0- 0	0- 2				
2- 5	0- 0	0- 0	AWAY	0- 2	0- 0	2- 3				
0- 0	0- 0	0- 0	NEUTRAL	0- 0	0- 0	0- 0				

RPI 1-25				RPI 26-50				RPI 51-100				RPI 101+ Team's RPI: 209			
RPI	S	Opponent	Score	RPI	S	Opponent	Score	RPI	S	Opponent	Score	RPI	S	Opponent	Score
2	A	Connecticut	34 90	39	A	Iowa St.	45 65	63	A	Bowling Green	52 62	105	A	Syracuse	59 79
16	A	St. Bonaventure	45 76	43	N	Dayton	74 94	63	H	Bowling Green	59 79	144	H	Wright St.	54 81
								67	A	Howard	57 81	171	H	Central Mich.	60 66
								69	H	Eastern Mich.	54 72	181	A	Northern Ill.	62 46
								71	A	Duquesne	46 90	195	H	Akron	82 91
								82	H	Toledo	75 77	206	H	Canisius	62 57
								98	A	Miami (OH)	51 72	220	N	Fairleigh Dickinson	54 63
								98	H	Miami (OH)	50 66	233	H	Oakland	69 65
												237	A	Niagara	65 54
												258	A	Ball St.	61 37
												260	A	Ohio	64 73
												296	A	Kent St.	73 85
												305	A	Western Mich.	92 102
												320	N	NJIT	66 53
												329	H	Bucknell	63 57
LAST 12 Division I GAMES:															
				98	H	Miami (OH)	50 66	69	H	Eastern Mich.	54 72				
				63	A	Bowling Green	52 62	181	A	Northern Ill.	62 46				
				171	H	Central Mich.	60 66	296	A	Kent St.	73 85				
				258	A	Ball St.	61 37	63	H	Bowling Green	59 79				
				305	A	Western Mich.	92 102	195	H	Akron	82 91				
				82	H	Toledo	75 77	98	A	Miami (OH)	51 72				

Non-Div I Games:

Buffalo

■ Loss,
■ Non-Conf,
■ S Site,
■ H Home
■ A Away
N Neutral

Average RPI Win: 229	WON-LOST	WINNING	LAST 12	STRENGTH OF	OPP. STRENGTH	TEAM	ADJ.	CONF.	ADJ CONF.
Average RPI Loss: 161	RECORD	PCT. RANK	GAMES	SCHEDULE	OF SCHEDULE	RPI	RPI	RPI	RPI
DIV. I ONLY	11- 13	196	8- 4	207	192	202	202	13	13
DIV. I NON-CONF.	3- 7	262	0- 0	188	166	261	261	16	16
TOTALS	RPI 1-25	RPI 26-50	W-L RECORDS	RPI 51-100	RPI 101-150	RPI 150+			
11- 13	0- 1	0- 1	OVERALL	0- 1	2- 6	9- 4			
7- 3	0- 1	0- 0	HOME	0- 0	1- 1	6- 1			
3- 8	0- 0	0- 0	AWAY	0- 1	0- 4	3- 3			
1- 2	0- 0	0- 1	NEUTRAL	0- 0	1- 1	0- 0			
3- 7	0- 0	0- 1	NON-CONFERENCE	0- 1	1- 3	2- 2			
2- 1	0- 0	0- 0	HOME	0- 0	0- 1	2- 0			
0- 4	0- 0	0- 0	AWAY	0- 1	0- 1	0- 2			
1- 2	0- 0	0- 1	NEUTRAL	0- 0	1- 1	0- 0			
8- 6	0- 1	0- 0	CONFERENCE	0- 0	1- 3	7- 2			
5- 2	0- 1	0- 0	HOME	0- 0	1- 0	4- 1			
3- 4	0- 0	0- 0	AWAY	0- 0	0- 3	3- 1			
0- 0	0- 0	0- 0	NEUTRAL	0- 0	0- 0	0- 0			

RPI 1-25				RPI 26-50				RPI 51-100				RPI 101+ Team's RPI: 202			
RPI	S	Opponent	Score	RPI	S	Opponent	Score	RPI	S	Opponent	Score	RPI	S	Opponent	Score
25	H	Green Bay	36 60	39	N	Iowa St.	44 64	63	A	Bowling Green	61 71	120	N	UNLV	39 62
												129	A	Detroit	60 72
												138	A	Indiana St.	46 49
												140	N	Harvard	69 68
												144	A	Wright St.	47 48
												145	A	Ill.-Chicago	42 77
												145	H	Ill.-Chicago	51 48
												149	H	Bradley	63 71
												230	H	Milwaukee	76 63
												234	A	Loyola Chicago	60 57
												234	H	Loyola Chicago	72 46
												244	A	Youngstown St.	65 63
												244	H	Youngstown St.	73 64
												257	H	IUPUI	58 50
												258	H	Ball St.	55 43
												268	A	Cleveland St.	68 62
												268	H	Cleveland St.	67 43
												275	A	Valparaiso	53 58
												275	H	Valparaiso	59 72
												291	A	IPFW	60 68
												294	A	Nevada	69 71
LAST 12 Division I GAMES:															
145	H	Ill.-Chicago	51 48	25	H	Green Bay	36 60	234	A	Loyola Chicago	60 57				
234	H	Loyola Chicago	72 46	145	A	Ill.-Chicago	42 77	275	A	Valparaiso	53 58				
275	H	Valparaiso	59 72	268	H	Cleveland St.	67 43	244	H	Youngstown St.	73 64				
244	A	Youngstown St.	65 63												
268	A	Cleveland St.	68 62												
230	H	Milwaukee	76 63												

Non-Div I Games: Marian (IN) 74 39

Butler

CSU Bakersfield

Through Games Of Sunday, February 19, 2012

Average RPI Win:	255	WON-LOST	WINNING	LAST 12	STRENGTH OF	OPP. STRENGTH	TEAM	ADJ.	CONF.	ADJ CONF.
Average RPI Loss:	158	RECORD	PCT. RANK	GAMES	SCHEDULE	OF SCHEDULE	RPI	RPI	RPI	RPI
DIV. I ONLY	5- 21	308	3- 9	159	161	292	292	27	27	
DIV. I NON-CONF.	5- 21	297	3- 9	168	200	289	289	27	27	
TOTALS	RPI 1-25	RPI 26-50	W-L RECORDS	RPI 51-100	RPI 101-150	RPI 150+				
5- 21	0- 2	0- 2	OVERALL	0- 3	0- 3	5- 11				
3- 7	0- 0	0- 0	HOME	0- 1	0- 2	3- 4				
2- 11	0- 1	0- 1	AWAY	0- 2	0- 1	2- 6				
0- 3	0- 1	0- 1	NEUTRAL	0- 0	0- 0	0- 1				
5- 21	0- 2	0- 2	NON-CONFERENCE	0- 3	0- 3	5- 11				
3- 7	0- 0	0- 0	HOME	0- 1	0- 2	3- 4				
2- 11	0- 1	0- 1	AWAY	0- 2	0- 1	2- 6				
0- 3	0- 1	0- 1	NEUTRAL	0- 0	0- 0	0- 1				
0- 0	0- 0	0- 0	CONFERENCE	0- 0	0- 0	0- 0				
0- 0	0- 0	0- 0	HOME	0- 0	0- 0	0- 0				
0- 0	0- 0	0- 0	AWAY	0- 0	0- 0	0- 0				
0- 0	0- 0	0- 0	NEUTRAL	0- 0	0- 0	0- 0				

RPI 1-25				RPI 26-50				RPI 51-100				RPI 101+ Team's RPI: 292			
RPI	S	Opponent	Score	RPI	S	Opponent	Score	RPI	S	Opponent	Score	RPI	S	Opponent	Score
3	A	Stanford	48 90	27	A	California	56 86	58	A	Fresno St.	59 88	103	H	San Diego St.	60 74
8	N	Maryland	83 114	50	N	Texas Tech	63 81	61	H	Oregon St.	62 85	118	H	Pacific	73 96
								83	A	San Diego	70 99	147	A	FIU	59 82
												156	A	Cal St. Northridge	52 54
												160	H	Cal Poly	78 95
												166	A	Montana	64 56
												173	A	Santa Clara	87 93
												176	H	Colorado St.	63 65
												219	H	UC Irvine	104 92
												225	A	UC Santa Barbara	49 57
												270	A	Sacramento St.	84 87
												280	A	Cal St. Fullerton	71 63
												280	H	Cal St. Fullerton	58 67
												282	N	Prairie View	64 69
												294	H	Nevada	76 85
												301	H	Northern Ariz.	86 77
												307	A	UC Riverside	62 76
												307	H	UC Riverside	72 66
												333	A	Weber St.	72 85
LAST 12 Division I GAMES:															
301	H	Northern Ariz.	86 77	280	H	Cal St. Fullerton	58 67								
280	A	Cal St. Fullerton	71 63	294	H	Nevada	76 85								
225	A	UC Santa Barbara	49 57	103	H	San Diego St.	60 74								
160	H	Cal Poly	78 95	176	H	Colorado St.	63 65								
156	A	Cal St. Northridge	52 54	50	N	Texas Tech	63 81								
307	H	UC Riverside	72 66	83	A	San Diego	70 99								

Non-Div I Games: Southern Ore. 111 66

CSU Bakersfield

Loss, Non-Conf, S Site, H Home A Away N Neutral

Average RPI Win:	247	WON-LOST	WINNING	LAST 12	STRENGTH OF	OPP. STRENGTH	TEAM	ADJ.	CONF.	ADJ CONF.
Average RPI Loss:	136	RECORD	PCT. RANK	GAMES	SCHEDULE	OF SCHEDULE	RPI	RPI	RPI	RPI
DIV. I ONLY	13- 12	160	9- 3	191	239	160	160	21	21	
DIV. I NON-CONF.	4- 9	256	1- 0	127	195	205	205	20	20	
TOTALS	RPI 1-25	RPI 26-50	W-L RECORDS	RPI 51-100	RPI 101-150	RPI 150+				
13- 12	0- 0	0- 0	OVERALL	0- 4	2- 4	11- 4				
7- 3	0- 0	0- 0	HOME	0- 1	2- 1	5- 1				
6- 9	0- 0	0- 0	AWAY	0- 3	0- 3	6- 3				
0- 0	0- 0	0- 0	NEUTRAL	0- 0	0- 0	0- 0				
4- 9	0- 0	0- 0	NON-CONFERENCE	0- 4	0- 4	4- 1				
2- 2	0- 0	0- 0	HOME	0- 1	0- 1	2- 0				
2- 7	0- 0	0- 0	AWAY	0- 3	0- 3	2- 1				
0- 0	0- 0	0- 0	NEUTRAL	0- 0	0- 0	0- 0				
9- 3	0- 0	0- 0	CONFERENCE	0- 0	2- 0	7- 3				
5- 1	0- 0	0- 0	HOME	0- 0	2- 0	3- 1				
4- 2	0- 0	0- 0	AWAY	0- 0	0- 0	4- 2				
0- 0	0- 0	0- 0	NEUTRAL	0- 0	0- 0	0- 0				

RPI	S	Opponent	Score	RPI	S	Opponent	Score	RPI	S	Opponent	Score	RPI	S	Opponent	Score	Team's RPI: 160
57	A	St. Mary's (CA)	62	65	103	A	San Diego St.	78	79	118	H	Pacific	74	64		
58	H	Fresno St.	76	79	121	A	Oregon	93	102	127	H	Pepperdine	78	80		
76	A	Sacred Heart	69	89	131	A	LIU Brooklyn	61	69	139	H	UC Davis	87	65		
83	A	San Diego	52	69	156	A	Cal St. Northridge	77	79	219	A	UC Irvine	76	63		
					219	H	UC Irvine	60	62	225	A	UC Santa Barbara	67	52		
					225	H	UC Santa Barbara	61	58	250	A	Long Beach St.	67	74		
					255	A	Loyola Marymount	72	73	259	A	San Francisco	82	66		
					278	H	Austin Peay	79	69	280	A	Cal St. Fullerton	76	69		
					280	H	Cal St. Fullerton	66	48	281	H	San Jose St.	71	55		
					292	A	CSU Bakersfield	95	78	292	A	CSU Bakersfield	95	78		
					307	A	UC Riverside	69	47	307	H	UC Riverside	71	43		
					307	H	UC Riverside	71	43							
LAST 12 Division I GAMES:																
307	A	UC Riverside	69	47	118	H	Pacific	74	64							
219	A	UC Irvine	76	63	250	A	Long Beach St.	67	74							
280	H	Cal St. Fullerton	66	48	156	A	Cal St. Northridge	77	79							
292	A	CSU Bakersfield	95	78	219	H	UC Irvine	60	62							
225	A	UC Santa Barbara	67	52	307	H	UC Riverside	71	43							
139	H	UC Davis	87	65	280	A	Cal St. Fullerton	76	69							

Non-Div I Games:

Cal Poly

■ Loss,
 ■ Non-Conf,
 ■ S Site,
 ■ Home
 ■ A Away
 N Neutral

Average RPI Win:	241	WON-LOST	WINNING	LAST 12	STRENGTH OF	OPP. STRENGTH	TEAM	ADJ.	CONF.	ADJ CONF.
Average RPI Loss:	188	RECORD	PCT. RANK	GAMES	SCHEDULE	OF SCHEDULE	RPI	RPI	RPI	RPI
DIV. I ONLY	9- 16	251	2- 10	321	185	280	280	21	21	
DIV. I NON-CONF.	7- 6	153	1- 1	332	174	246	246	20	20	
TOTALS	RPI 1-25	RPI 26-50	W-L RECORDS	RPI 51-100	RPI 101-150	RPI 150+				
9- 16	0- 0	0- 1	OVERALL	0- 1	2- 3	7- 11				
4- 7	0- 0	0- 1	HOME	0- 0	1- 2	3- 4				
5- 8	0- 0	0- 0	AWAY	0- 1	1- 1	4- 6				
0- 1	0- 0	0- 0	NEUTRAL	0- 0	0- 0	0- 1				
7- 6	0- 0	0- 1	NON-CONFERENCE	0- 1	1- 0	6- 4				
3- 2	0- 0	0- 1	HOME	0- 0	1- 0	2- 1				
4- 3	0- 0	0- 0	AWAY	0- 1	0- 0	4- 2				
0- 1	0- 0	0- 0	NEUTRAL	0- 0	0- 0	0- 1				
2- 10	0- 0	0- 0	CONFERENCE	0- 0	1- 3	1- 7				
1- 5	0- 0	0- 0	HOME	0- 0	0- 2	1- 3				
1- 5	0- 0	0- 0	AWAY	0- 0	1- 1	0- 4				
0- 0	0- 0	0- 0	NEUTRAL	0- 0	0- 0	0- 0				

RPI S	Opponent	Score	RPI S	Opponent	Score	RPI S	Opponent	Score	RPI S	Opponent	Score	Team's RPI: 280
29	H Gonzaga	60 73	54	A Arizona St.	49 63	118	A Pacific	67 72	118	H Pacific	64 69	
						127	H Pepperdine	65 51	139	A UC Davis	58 50	
						139	H UC Davis	55 57	156	H Cal St. Northridge	56 62	
						160	A Cal Poly	48 66	160	H Cal Poly	69 76	
						212	A SMU	63 75	219	A UC Irvine	68 73	
						225	A UC Santa Barbara	39 52	225	H UC Santa Barbara	37 39	
						250	H Long Beach St.	74 53	255	H Loyola Marymount	79 52	
						259	A San Francisco	55 50	270	A Sacramento St.	81 64	
						281	A San Jose St.	81 65	287	N Tennessee St.	48 61	
						292	A CSU Bakersfield	67 58	292	H CSU Bakersfield	63 71	
						294	H Nevada	76 74	301	A Northern Ariz.	54 64	
						307	A UC Riverside	65 69				
LAST 12 Division I GAMES:												
292	H CSU Bakersfield	63 71	156	H Cal St. Northridge	56 62							
160	A Cal Poly	48 66	307	A UC Riverside	65 69							
225	A UC Santa Barbara	39 52	219	A UC Irvine	68 73							
118	H Pacific	64 69	292	A CSU Bakersfield	67 58							
139	H UC Davis	55 57	225	H UC Santa Barbara	37 39							
250	H Long Beach St.	74 53	160	H Cal Poly	69 76							

Non-Div I Games:

Cal St. Fullerton

■ Loss,
 ■ Non-Conf,
 ■ S Site,
 ■ H Home
 ■ A Away
 N Neutral

Average RPI Win: 222	WON-LOST	WINNING	LAST 12	STRENGTH OF	OPP. STRENGTH	TEAM	ADJ.	CONF.	ADJ CONF.
Average RPI Loss: 142	RECORD	PCT. RANK	GAMES	SCHEDULE	OF SCHEDULE	RPI	RPI	RPI	RPI
DIV. I ONLY	16- 10	106	9- 3	263	139	156	156	21	21
DIV. I NON-CONF.	6- 7	181	1- 0	273	58	211	211	20	20
TOTALS	RPI 1-25	RPI 26-50	W-L RECORDS	RPI 51-100	RPI 101-150	RPI 150+			
16- 10	0- 0	1- 0	OVERALL	0- 3	3- 3	12- 4			
9- 4	0- 0	1- 0	HOME	0- 1	2- 0	6- 3			
7- 6	0- 0	0- 0	AWAY	0- 2	1- 3	6- 1			
0- 0	0- 0	0- 0	NEUTRAL	0- 0	0- 0	0- 0			
6- 7	0- 0	1- 0	NON-CONFERENCE	0- 3	0- 2	5- 2			
4- 2	0- 0	1- 0	HOME	0- 1	0- 0	3- 1			
2- 5	0- 0	0- 0	AWAY	0- 2	0- 2	2- 1			
0- 0	0- 0	0- 0	NEUTRAL	0- 0	0- 0	0- 0			
10- 3	0- 0	0- 0	CONFERENCE	0- 0	3- 1	7- 2			
5- 2	0- 0	0- 0	HOME	0- 0	2- 0	3- 2			
5- 1	0- 0	0- 0	AWAY	0- 0	1- 1	4- 0			
0- 0	0- 0	0- 0	NEUTRAL	0- 0	0- 0	0- 0			

RPI 1-25			RPI 26-50			RPI 51-100			RPI 101+ Team's RPI: 156		
RPI	S	Opponent	Score	RPI	S	Opponent	Score	RPI	S	Opponent	Score
				40	H	West Virginia	48 47	58	H	Fresno St.	61 70
								61	A	Oregon St.	63 83
								94	A	Washington	67 73
								118	A	Pacific	72 68
								118	H	Pacific	63 56
								121	A	Oregon	75 79
								127	A	Pepperdine	64 68
								139	A	UC Davis	53 55
								139	H	UC Davis	63 60
								160	H	Cal Poly	79 77
								173	H	Santa Clara	72 90
								175	A	Portland	66 73
								219	A	UC Irvine	80 59
								219	H	UC Irvine	55 49
								225	H	UC Santa Barbara	67 71
								250	A	Long Beach St.	57 50
								250	H	Long Beach St.	72 75
								255	A	Loyola Marymount	79 62
								259	A	San Francisco	67 59
								280	A	Cal St. Fullerton	62 56
								281	H	San Jose St.	85 55
								292	H	CSU Bakersfield	54 52
								307	A	UC Riverside	64 58
								307	H	UC Riverside	63 55
								308	H	Colgate	71 60
LAST 12 Division I GAMES:											
139	H	UC Davis	63 60	280	A	Cal St. Fullerton	62 56				
118	H	Pacific	63 56	225	H	UC Santa Barbara	67 71				
250	H	Long Beach St.	72 75	160	H	Cal Poly	79 77				
219	A	UC Irvine	80 59	118	A	Pacific	72 68				
307	A	UC Riverside	64 58	139	A	UC Davis	53 55				
292	H	CSU Bakersfield	54 52	250	A	Long Beach St.	57 50				

Non-Div I Games:

Cal St. Northridge

■ Loss,
■ Non-Conf, S Site,
■ Home
■ Away
N Neutral

California

Through Games Of Sunday, February 19, 2012

Average RPI Win:	132	WON-LOST	WINNING	LAST 12	STRENGTH OF	OPP. STRENGTH	TEAM	ADJ.	CONF.	ADJ CONF.
Average RPI Loss:	31	RECORD	PCT. RANK	GAMES	SCHEDULE	OF SCHEDULE	RPI	RPI	RPI	RPI
DIV. I ONLY	20- 7	42	10- 2	62	16	27	27	4	4	
DIV. I NON-CONF.	9- 3	61	0- 0	118	21	71	71	5	5	
TOTALS	RPI 1-25	RPI 26-50	W-L RECORDS	RPI 51-100	RPI 101-150	RPI 150+				
20- 7	0- 3	1- 3	OVERALL	7- 1	7- 0	5- 0				
11- 2	0- 1	1- 1	HOME	3- 0	3- 0	4- 0				
8- 4	0- 2	0- 2	AWAY	3- 0	4- 0	1- 0				
1- 1	0- 0	0- 0	NEUTRAL	1- 1	0- 0	0- 0				
9- 3	0- 2	0- 0	NON-CONFERENCE	3- 1	1- 0	5- 0				
6- 1	0- 1	0- 0	HOME	1- 0	1- 0	4- 0				
2- 1	0- 1	0- 0	AWAY	1- 0	0- 0	1- 0				
1- 1	0- 0	0- 0	NEUTRAL	1- 1	0- 0	0- 0				
11- 4	0- 1	1- 3	CONFERENCE	4- 0	6- 0	0- 0				
5- 1	0- 0	1- 1	HOME	2- 0	2- 0	0- 0				
6- 3	0- 1	0- 2	AWAY	2- 0	4- 0	0- 0				
0- 0	0- 0	0- 0	NEUTRAL	0- 0	0- 0	0- 0				

RPI	S	Opponent	Score	RPI	S	Opponent	Score	Team's RPI: 27	RPI	S	Opponent	Score	RPI	S	Opponent	Score
3	A	Stanford	71 74	36	A	Southern California	54 74		51	N	Virginia	59 50	110	H	Washington St.	60 55
13	A	Rutgers	70 73	36	H	Southern California	75 76		54	A	Arizona St.	67 62	116	A	Utah	63 56
19	H	Ohio St.	75 77	48	A	UCLA	55 60		57	A	St. Mary's (CA)	65 55	120	H	UNLV	70 48
				48	H	UCLA	67 58		61	A	Oregon St.	75 68	121	A	Oregon	83 71
									61	H	Oregon St.	73 56	121	H	Oregon	90 67
									64	N	Texas	60 61	124	A	Colorado	68 55
									94	H	Washington	71 47	148	A	Arizona	78 74
									97	H	Illinois	80 56	173	H	Santa Clara	75 58
													247	A	Hawaii	69 54
													270	H	Sacramento St.	85 61
													273	H	Dartmouth	80 39
													292	H	CSU Bakersfield	86 56
LAST 12 Division I GAMES:																
61	A	Oregon St.	75 68	3	A	Stanford	71 74		110	H	Washington St.	60 55				
121	A	Oregon	83 71	94	H	Washington	71 47		116	A	Utah	63 56				
36	H	Southern California	75 76	124	A	Colorado	68 55		121	H	Oregon	90 67				
48	H	UCLA	67 58													
54	A	Arizona St.	67 62													
148	A	Arizona	78 74													

Non-Div I Games:

California

Loss, Non-Conf, S Site, H Home A Away N Neutral

Average RPI Win:	276	WON-LOST	WINNING	LAST 12	STRENGTH OF	OPP. STRENGTH	TEAM	ADJ.	CONF.	ADJ CONF.
Average RPI Loss:	159	RECORD	PCT. RANK	GAMES	SCHEDULE	OF SCHEDULE	RPI	RPI	RPI	RPI
DIV. I ONLY	12- 10	140	6- 6	288	323	196	196	26	26	
DIV. I NON-CONF.	5- 4	134	0- 0	327	328	200	200	28	28	
TOTALS	RPI 1-25	RPI 26-50	W-L RECORDS	RPI 51-100	RPI 101-150	RPI 150+				
12- 10	0- 0	0- 0	OVERALL	0- 1	1- 4	11- 5				
7- 2	0- 0	0- 0	HOME	0- 0	1- 1	6- 1				
3- 8	0- 0	0- 0	AWAY	0- 1	0- 3	3- 4				
2- 0	0- 0	0- 0	NEUTRAL	0- 0	0- 0	2- 0				
5- 4	0- 0	0- 0	NON-CONFERENCE	0- 1	0- 1	5- 2				
2- 0	0- 0	0- 0	HOME	0- 0	0- 0	2- 0				
1- 4	0- 0	0- 0	AWAY	0- 1	0- 1	1- 2				
2- 0	0- 0	0- 0	NEUTRAL	0- 0	0- 0	2- 0				
7- 6	0- 0	0- 0	CONFERENCE	0- 0	1- 3	6- 3				
5- 2	0- 0	0- 0	HOME	0- 0	1- 1	4- 1				
2- 4	0- 0	0- 0	AWAY	0- 0	0- 2	2- 2				
0- 0	0- 0	0- 0	NEUTRAL	0- 0	0- 0	0- 0				

RPI 1-25			RPI 26-50			RPI 51-100			RPI 101+			Team's RPI: 196
RPI	S	Opponent	Score	RPI	S	Opponent	Score	RPI	S	Opponent	Score	
						84 A UNC Wilmington	73 79	108 A Liberty			61 90	
								108 H Liberty			45 58	
								113 A Stetson			55 70	
								150 A High Point			65 77	
								150 H High Point			89 68	
								183 A Elon			88 89	
								198 A Radford			70 80	
								198 H Radford			59 64	
								210 A Winthrop			73 83	
								211 H Charleston So.			70 56	
								241 A Georgia St.			56 70	
								241 H Western Caro.			59 43	
								245 A Presbyterian			53 44	
								266 N Eastern Ky.			64 52	
								287 H Longwood			48 33	
								297 A Coastal Caro.			47 38	
								297 H Coastal Caro.			58 55	
								318 N Bethune-Cookman			62 46	
								325 H Gardner-Webb			62 52	
								336 H UNC Asheville			82 62	
								341 A N.C. Central			59 41	
LAST 12 Division I GAMES:												
297 A Coastal Caro.			47 38	297 H Coastal Caro.			58 55					
150 H High Point			89 68	211 H Charleston So.			70 56					
198 H Radford			59 64	150 A High Point			65 77					
108 H Liberty			45 58	108 A Liberty			61 90					
210 A Winthrop			73 83	198 A Radford			70 80					
245 A Presbyterian			53 44	336 H UNC Asheville			82 62					

Non-Div I Games: Montreat 75 58 Winston-Salem 72 60

Campbell

Loss, Non-Conf, S Site, H Home A Away N Neutral

Average RPI Win:	249	WON-LOST	WINNING	LAST 12	STRENGTH OF	OPP. STRENGTH	TEAM	ADJ.	CONF.	ADJ CONF.
Average RPI Loss:	142	RECORD	PCT. RANK	GAMES	SCHEDULE	OF SCHEDULE	RPI	RPI	RPI	RPI
DIV. I ONLY	12- 15	201	4- 8	213	216	206	206	22	22	
DIV. I NON-CONF.	6- 5	139	0- 0	157	183	136	136	21	21	
TOTALS	RPI 1-25	RPI 26-50	W-L RECORDS	RPI 51-100	RPI 101-150	RPI 150+				
12- 15	0- 2	0- 2	OVERALL	1- 2	0- 2	11- 7				
7- 5	0- 1	0- 1	HOME	1- 1	0- 1	6- 1				
5- 10	0- 1	0- 1	AWAY	0- 1	0- 1	5- 6				
0- 0	0- 0	0- 0	NEUTRAL	0- 0	0- 0	0- 0				
6- 5	0- 2	0- 0	NON-CONFERENCE	1- 2	0- 0	5- 1				
3- 2	0- 1	0- 0	HOME	1- 1	0- 0	2- 0				
3- 3	0- 1	0- 0	AWAY	0- 1	0- 0	3- 1				
0- 0	0- 0	0- 0	NEUTRAL	0- 0	0- 0	0- 0				
6- 10	0- 0	0- 2	CONFERENCE	0- 0	0- 2	6- 6				
4- 3	0- 0	0- 1	HOME	0- 0	0- 1	4- 1				
2- 7	0- 0	0- 1	AWAY	0- 0	0- 1	2- 5				
0- 0	0- 0	0- 0	NEUTRAL	0- 0	0- 0	0- 0				

RPI 1-25				RPI 26-50				RPI 51-100				RPI 101+ Team's RPI: 206			
RPI	S	Opponent	Score	RPI	S	Opponent	Score	RPI	S	Opponent	Score	RPI	S	Opponent	Score
16	H	St. Bonaventure	58 74	44	A	Marist	57 69	69	H	Eastern Mich.	53 65	109	A	Fairfield	43 55
19	A	Ohio St.	41 84	44	H	Marist	52 81	74	A	Towson	50 64	109	H	Fairfield	51 63
								87	H	Albany (NY)	64 60	180	A	Loyola Maryland	62 70
												180	H	Loyola Maryland	65 55
												189	A	Manhattan	51 73
												209	A	Buffalo	57 62
												215	A	Md.-East. Shore	45 43
												235	A	Iona	67 77
												235	H	Iona	85 74
												237	A	Niagara	58 57
												237	H	Niagara	60 66
												249	H	Cornell	62 45
												267	A	Rider	61 58
												267	H	Rider	60 54
												269	A	Siena	61 67
												296	A	Kent St.	81 64
												308	H	Colgate	63 42
												322	A	Saint Peter's	51 66
												322	H	Saint Peter's	59 54
												329	A	Bucknell	55 47
LAST 12 Division I GAMES:															
109	H	Fairfield	51 63	267	H	Rider	60 54								
44	H	Marist	52 81	180	H	Loyola Maryland	65 55								
322	A	Saint Peter's	51 66	235	A	Iona	67 77								
267	A	Rider	61 58	237	H	Niagara	60 66								
237	A	Niagara	58 57	109	A	Fairfield	43 55								
180	A	Loyola Maryland	62 70	189	A	Manhattan	51 73								

Non-Div I Games:

Canisius

■ Loss,
 ■ Non-Conf,
 S Site,
 ■ Home
 ■ Away
 N Neutral

Average RPI Win:	211	WON-LOST	WINNING	LAST 12	STRENGTH OF	OPP. STRENGTH	TEAM	ADJ.	CONF.	ADJ CONF.
Average RPI Loss:	93	RECORD	PCT. RANK	GAMES	SCHEDULE	OF SCHEDULE	RPI	RPI	RPI	RPI
DIV. I ONLY	17- 4	22	11- 1	203	183	70	70	24	24	
DIV. I NON-CONF.	6- 3	88	0- 0	209	51	118	118	26	26	
TOTALS	RPI 1-25	RPI 26-50	W-L RECORDS	RPI 51-100	RPI 101-150	RPI 150+				
17- 4	0- 1	0- 1	OVERALL	0- 0	4- 0	13- 2				
10- 0	0- 0	0- 0	HOME	0- 0	2- 0	8- 0				
5- 2	0- 0	0- 1	AWAY	0- 0	1- 0	4- 1				
2- 2	0- 1	0- 0	NEUTRAL	0- 0	1- 0	1- 1				
6- 3	0- 1	0- 1	NON-CONFERENCE	0- 0	2- 0	4- 1				
4- 0	0- 0	0- 0	HOME	0- 0	1- 0	3- 0				
0- 1	0- 0	0- 1	AWAY	0- 0	0- 0	0- 0				
2- 2	0- 1	0- 0	NEUTRAL	0- 0	1- 0	1- 1				
11- 1	0- 0	0- 0	CONFERENCE	0- 0	2- 0	9- 1				
6- 0	0- 0	0- 0	HOME	0- 0	1- 0	5- 0				
5- 1	0- 0	0- 0	AWAY	0- 0	1- 0	4- 1				
0- 0	0- 0	0- 0	NEUTRAL	0- 0	0- 0	0- 0				

RPI 1-25				RPI 26-50				RPI 51-100				Team's RPI: 70	RPI 101+			
RPI	S	Opponent	Score	RPI	S	Opponent	Score	RPI	S	Opponent	Score		RPI	S	Opponent	Score
15	N	Georgia Tech	61 67	50	A	Texas Tech	43 76						107	A	McNeese St.	64 53
													107	H	McNeese St.	71 70
													112	H	UT Martin	69 65
													150	N	High Point	69 56
													152	N	UMKC	60 64
													155	A	Stephen F. Austin	45 54
													159	A	Lamar	62 37
													159	H	Lamar	63 53
													167	H	Alabama	58 46
													168	H	Sam Houston St.	61 55
													199	H	Indiana	58 46
													214	A	Nicholls St.	66 59
													224	N	La.-Monroe	73 55
													226	H	Texas St.	81 75
													304	A	Texas-Arlington	53 51
													313	H	Southeastern La.	71 54
													327	A	Northwestern St.	67 61
													327	H	Northwestern St.	84 43
													331	H	Ark.-Pine Bluff	61 38
LAST 12 Division I GAMES:																
				168	H	Sam Houston St.	61 55						313	H	Southeastern La.	71 54
				107	A	McNeese St.	64 53						159	H	Lamar	63 53
				226	H	Texas St.	81 75						214	A	Nicholls St.	66 59
				304	A	Texas-Arlington	53 51						327	H	Northwestern St.	84 43
				327	A	Northwestern St.	67 61						155	A	Stephen F. Austin	45 54
				107	H	McNeese St.	71 70						159	A	Lamar	62 37

Non-Div I Games: Paul Quinn 92 35 Philander Smith 94 25 Central Baptist 79 48 Ecclesia 90 36 Central Ark.

Average RPI Win:	255	WON-LOST	WINNING	LAST 12	STRENGTH OF	OPP. STRENGTH	TEAM	ADJ.	CONF.	ADJ CONF.
Average RPI Loss:	117	RECORD	PCT. RANK	GAMES	SCHEDULE	OF SCHEDULE	RPI	RPI	RPI	RPI
DIV. I ONLY	11- 15	222	5- 7	175	167	205	205	17	17	
DIV. I NON-CONF.	6- 5	139	0- 0	282	75	184	184	22	22	
TOTALS	RPI 1-25	RPI 26-50	W-L RECORDS	RPI 51-100	RPI 101-150	RPI 150+				
11- 15	0- 0	0- 3	OVERALL	0- 4	0- 2	11- 6				
6- 6	0- 0	0- 1	HOME	0- 1	0- 0	6- 4				
5- 8	0- 0	0- 2	AWAY	0- 2	0- 1	5- 2				
0- 1	0- 0	0- 0	NEUTRAL	0- 0	0- 1	0- 0				
6- 5	0- 0	0- 1	NON-CONFERENCE	0- 2	0- 1	6- 1				
5- 0	0- 0	0- 0	HOME	0- 0	0- 0	5- 0				
1- 4	0- 0	0- 1	AWAY	0- 2	0- 0	1- 1				
0- 1	0- 0	0- 0	NEUTRAL	0- 0	0- 1	0- 0				
5- 10	0- 0	0- 2	CONFERENCE	0- 2	0- 1	5- 5				
1- 6	0- 0	0- 1	HOME	0- 1	0- 0	1- 4				
4- 4	0- 0	0- 1	AWAY	0- 1	0- 1	4- 1				
0- 0	0- 0	0- 0	NEUTRAL	0- 0	0- 0	0- 0				

RPI S	Opponent	Score	RPI S	Opponent	Score	RPI S	Opponent	Score	RPI S	Opponent	Score	Team's RPI: 205
35	A James Madison	64 71	53	A Hofstra	60 67	115	N Auburn	40 49				
49	A Quinnipiac	49 58	76	A Sacred Heart	57 63	131	A LIU Brooklyn	43 57				
49	H Quinnipiac	59 64	76	H Sacred Heart	40 53	161	H Holy Cross	63 54				
			81	A Hartford	56 65	164	H Saint Francis (PA)	47 57				
						165	H Monmouth	56 59				
						169	A Robert Morris	48 75				
						169	H Robert Morris	72 86				
						187	H New Hampshire	83 44				
						194	A Boston College	49 57				
						213	A Mt. St. Mary's	73 63				
						220	H Fairleigh Dickinson	51 49				
						222	A Bryant	75 62				
						222	H Bryant	62 68				
						238	A Massachusetts	58 55				
						269	H Siena	51 47				
						316	H Rhode Island	50 45				
						317	H Maine	53 48				
						330	A St. Francis (NY)	67 51				
						334	A Wagner	69 57				
LAST 12 Division I GAMES:												
169	A Robert Morris	48 75	220	H Fairleigh Dickinson	51 49							
49	A Quinnipiac	49 58	222	A Bryant	75 62							
49	H Quinnipiac	59 64	76	A Sacred Heart	57 63							
330	A St. Francis (NY)	67 51	213	A Mt. St. Mary's	73 63							
131	A LIU Brooklyn	43 57	334	A Wagner	69 57							
165	H Monmouth	56 59	164	H Saint Francis (PA)	47 57							

Non-Div I Games:

Central Conn. St.

■ Loss,
 ■ Non-Conf,
 ■ S Site,
 ■ H Home
 ■ A Away
 N Neutral

Average RPI Win:	211	WON-LOST	WINNING	LAST 12	STRENGTH OF	OPP. STRENGTH	TEAM	ADJ.	CONF.	ADJ CONF.
Average RPI Loss:	136	RECORD	PCT. RANK	GAMES	SCHEDULE	OF SCHEDULE	RPI	RPI	RPI	RPI
DIV. I ONLY	12- 14	190	4- 8	169	126	171	171	12	12	
DIV. I NON-CONF.	7- 6	153	0- 0	172	119	139	139	13	13	
TOTALS	RPI 1-25	RPI 26-50	W-L RECORDS	RPI 51-100	RPI 101-150	RPI 150+				
12- 14	0- 0	1- 0	OVERALL	0- 8	2- 1	9- 5				
4- 5	0- 0	1- 0	HOME	0- 4	0- 1	3- 0				
5- 7	0- 0	0- 0	AWAY	0- 2	2- 0	3- 5				
3- 2	0- 0	0- 0	NEUTRAL	0- 2	0- 0	3- 0				
7- 6	0- 0	1- 0	NON-CONFERENCE	0- 3	2- 1	4- 2				
1- 2	0- 0	1- 0	HOME	0- 1	0- 1	0- 0				
3- 2	0- 0	0- 0	AWAY	0- 0	2- 0	1- 2				
3- 2	0- 0	0- 0	NEUTRAL	0- 2	0- 0	3- 0				
5- 8	0- 0	0- 0	CONFERENCE	0- 5	0- 0	5- 3				
3- 3	0- 0	0- 0	HOME	0- 3	0- 0	3- 0				
2- 5	0- 0	0- 0	AWAY	0- 2	0- 0	2- 3				
0- 0	0- 0	0- 0	NEUTRAL	0- 0	0- 0	0- 0				

RPI S	Opponent	Score	RPI S	Opponent	Score	RPI S	Opponent	Score	RPI S	Opponent	Score	Team's RPI: 171
30	H Purdue	75 62	63	H Bowling Green	72 77	101	A Wichita St.	58 49				
			69	A Eastern Mich.	60 73	144	A Wright St.	65 60				
			78	N Hampton	51 77	149	H Bradley	79 86				
			82	A Toledo	53 58	169	A Robert Morris	55 64				
			82	H Toledo	62 80	177	A Ole Miss	78 75				
			91	N South Fla.	80 86	179	A Pittsburgh	70 77				
			92	H Northwestern	60 69	181	A Northern Ill.	86 67				
			98	H Miami (OH)	57 79	195	A Akron	87 97				
						209	A Buffalo	66 60				
						258	A Ball St.	76 84				
						258	H Ball St.	84 66				
						260	H Ohio	67 53				
						263	N Col. of Charleston	72 69				
						287	N Longwood	70 59				
						296	A Kent St.	64 67				
						305	H Western Mich.	93 85				
						321	N Southeast Mo. St.	100 59				
LAST 12 Division I GAMES:												
258	A Ball St.	76 84	260	H Ohio	67 53							
82	H Toledo	62 80	296	A Kent St.	64 67							
209	A Buffalo	66 60	69	A Eastern Mich.	60 73							
195	A Akron	87 97	258	H Ball St.	84 66							
98	H Miami (OH)	57 79	305	H Western Mich.	93 85							
63	H Bowling Green	72 77	82	A Toledo	53 58							

Non-Div I Games: Alas. Anchorage 90 84

Central Mich.

Charleston So.

Through Games Of Sunday, February 19, 2012

Average RPI Win:	257	WON-LOST	WINNING	LAST 12	STRENGTH OF	OPP. STRENGTH	TEAM	ADJ.	CONF.	ADJ CONF.
Average RPI Loss:	170	RECORD	PCT. RANK	GAMES	SCHEDULE	OF SCHEDULE	RPI	RPI	RPI	RPI
DIV. I ONLY	12- 10	140	6- 6	319	247	211	211	26	26	
DIV. I NON-CONF.	4- 4	161	0- 0	314	127	204	204	28	28	
TOTALS	RPI 1-25	RPI 26-50	W-L RECORDS	RPI 51-100	RPI 101-150	RPI 150+				
12- 10	0- 0	0- 1	OVERALL	0- 1	1- 3	11- 5				
8- 2	0- 0	0- 0	HOME	0- 1	1- 1	7- 0				
3- 8	0- 0	0- 0	AWAY	0- 0	0- 2	3- 5				
1- 0	0- 0	0- 0	NEUTRAL	0- 0	0- 0	1- 0				
4- 4	0- 0	0- 1	NON-CONFERENCE	0- 1	0- 0	4- 2				
1- 1	0- 0	0- 0	HOME	0- 1	0- 0	1- 0				
2- 3	0- 0	0- 1	AWAY	0- 0	0- 0	2- 2				
1- 0	0- 0	0- 0	NEUTRAL	0- 0	0- 0	1- 0				
8- 6	0- 0	0- 0	CONFERENCE	0- 0	1- 3	7- 3				
7- 1	0- 0	0- 0	HOME	0- 0	1- 1	6- 0				
1- 5	0- 0	0- 0	AWAY	0- 0	0- 2	1- 3				
0- 0	0- 0	0- 0	NEUTRAL	0- 0	0- 0	0- 0				

RPI 1-25			RPI 26-50			RPI 51-100			RPI 101+			Team's RPI: 211
RPI	S	Opponent	Score	RPI	S	Opponent	Score	RPI	S	Opponent	Score	
				34	A	Florida	59 83	84	H	UNC Wilmington	70 72	
								108	A	Liberty	69 77	
								108	H	Liberty	64 79	
								150	A	High Point	58 84	
								150	H	High Point	77 72	
								186	H	Furman	80 78	
								196	A	Campbell	56 70	
								198	A	Radford	66 73	
								198	H	Radford	79 69	
								210	H	Winthrop	83 78	
								228	A	Clemson	82 77	
								241	A	Western Caro.	65 69	
								245	H	Presbyterian	76 67	
								248	A	South Carolina St.	65 68	
								263	A	Col. of Charleston	64 45	
								297	H	Coastal Caro.	69 66	
								317	N	Maine	78 63	
								325	A	Gardner-Webb	63 53	
								325	H	Gardner-Webb	86 66	
								336	A	UNC Asheville	68 75	
								336	H	UNC Asheville	88 70	
LAST 12 Division I GAMES:												
150	H	High Point	77 72	150	A	High Point	58 84					
198	A	Radford	66 73	196	A	Campbell	56 70					
108	A	Liberty	69 77	108	H	Liberty	64 79					
325	H	Gardner-Webb	86 66	198	H	Radford	79 69					
336	H	UNC Asheville	88 70	336	A	UNC Asheville	68 75					
297	H	Coastal Caro.	69 66	325	A	Gardner-Webb	63 53					

Non-Div I Games: Southern Wesleyan 115 57 Voorhees 67 39 Bluefield Col. 81 43

Charleston So.

Loss, Non-Conf, S Site, H Home A Away N Neutral

Average RPI Win:	205	WON-LOST	WINNING	LAST 12	STRENGTH OF	OPP. STRENGTH	TEAM	ADJ.	CONF.	ADJ CONF.
Average RPI Loss:	64	RECORD	PCT. RANK	GAMES	SCHEDULE	OF SCHEDULE	RPI	RPI	RPI	RPI
DIV. I ONLY	15- 11	123	7- 5	121	93	119	119	9	9	
DIV. I NON-CONF.	8- 6	128	0- 0	91	95	104	104	9	9	
TOTALS	RPI 1-25	RPI 26-50	W-L RECORDS	RPI 51-100	RPI 101-150	RPI 150+				
15- 11	0- 2	0- 2	OVERALL	2- 5	0- 2	13- 0				
9- 3	0- 1	0- 0	HOME	0- 2	0- 0	9- 0				
5- 6	0- 1	0- 1	AWAY	1- 3	0- 0	4- 0				
1- 2	0- 0	0- 1	NEUTRAL	1- 0	0- 1	0- 0				
8- 6	0- 1	0- 1	NON-CONFERENCE	2- 2	0- 2	6- 0				
5- 1	0- 0	0- 0	HOME	0- 1	0- 0	5- 0				
2- 3	0- 1	0- 0	AWAY	1- 1	0- 1	1- 0				
1- 2	0- 0	0- 1	NEUTRAL	1- 0	0- 1	0- 0				
7- 5	0- 1	0- 1	CONFERENCE	0- 3	0- 0	7- 0				
4- 2	0- 1	0- 0	HOME	0- 1	0- 0	4- 0				
3- 3	0- 0	0- 1	AWAY	0- 2	0- 0	3- 0				
0- 0	0- 0	0- 0	NEUTRAL	0- 0	0- 0	0- 0				

RPI S	Opponent	Score	RPI S	Opponent	Score	RPI S	Opponent	Score	RPI S	Opponent	Score	Team's RPI: 119
16	H St. Bonaventure	63 68	34	N Florida	73 82	59	A Temple	55 65	115	N Auburn	58 68	
19	A Ohio St.	58 88	43	A Dayton	68 91	62	H Saint Joseph's	73 85	131	A LIU Brooklyn	72 81	
						71	A Duquesne	53 81	151	H La Salle	77 66	
						75	A Florida St.	62 64	182	A Xavier	58 54	
						84	H UNC Wilmington	73 74	183	H Elon	89 58	
						87	N Albany (NY)	61 59	186	H Furman	89 53	
						99	A VCU	68 58	200	A Virginia Tech	71 65	
									216	A Fordham	61 41	
									223	A George Washington	61 60	
									227	H Arkansas St.	78 48	
									238	H Massachusetts	80 58	
									245	H Presbyterian	58 42	
									256	H Saint Louis	61 52	
									272	H N.C. A&T	87 63	
									316	H Rhode Island	72 35	
LAST 12 Division I GAMES:												
62	H Saint Joseph's	73 85	216	A Fordham	61 41							
71	A Duquesne	53 81	16	H St. Bonaventure	63 68							
43	A Dayton	68 91	151	H La Salle	77 66							
316	H Rhode Island	72 35	223	A George Washington	61 60							
238	H Massachusetts	80 58	256	H Saint Louis	61 52							
59	A Temple	55 65	182	A Xavier	58 54							

Non-Div I Games:

Charlotte

Chattanooga

Through Games Of Sunday, February 19, 2012

Average RPI Win:	233	WON-LOST	WINNING	LAST 12	STRENGTH OF	OPP. STRENGTH	TEAM	ADJ.	CONF.	ADJ CONF.
Average RPI Loss:	76	RECORD	PCT. RANK	GAMES	SCHEDULE	OF SCHEDULE	RPI	RPI	RPI	RPI
DIV. I ONLY	19- 7	53	9- 3	173	141	72	72	14	14	
DIV. I NON-CONF.	5- 4	134	0- 0	24	35	58	58	19	19	
TOTALS	RPI 1-25	RPI 26-50	W-L RECORDS	RPI 51-100	RPI 101-150	RPI 150+				
19- 7	0- 2	0- 0	OVERALL	0- 4	3- 0	16- 1				
11- 0	0- 0	0- 0	HOME	0- 0	2- 0	9- 0				
8- 5	0- 2	0- 0	AWAY	0- 2	1- 0	7- 1				
0- 2	0- 0	0- 0	NEUTRAL	0- 2	0- 0	0- 0				
5- 4	0- 2	0- 0	NON-CONFERENCE	0- 2	2- 0	3- 0				
3- 0	0- 0	0- 0	HOME	0- 0	1- 0	2- 0				
2- 2	0- 2	0- 0	AWAY	0- 0	1- 0	1- 0				
0- 2	0- 0	0- 0	NEUTRAL	0- 2	0- 0	0- 0				
14- 3	0- 0	0- 0	CONFERENCE	0- 2	1- 0	13- 1				
8- 0	0- 0	0- 0	HOME	0- 0	1- 0	7- 0				
6- 3	0- 0	0- 0	AWAY	0- 2	0- 0	6- 1				
0- 0	0- 0	0- 0	NEUTRAL	0- 0	0- 0	0- 0				

RPI 1-25				RPI 26-50				RPI 51-100 Team's RPI: 72				RPI 101+			
RPI	S	Opponent	Score	RPI	S	Opponent	Score	RPI	S	Opponent	Score	RPI	S	Opponent	Score
1	A	Baylor	31 91					73	N	Idaho St.	62 65	104	H	UAB	65 59
4	A	Tennessee	47 90					86	A	Davidson	52 56	134	H	Samford	74 68
								88	N	Cincinnati	50 51	138	A	Indiana St.	75 54
								93	A	Appalachian St.	51 62	183	A	Elon	59 46
												183	H	Elon	80 65
												186	A	Furman	61 75
												186	H	Furman	71 53
												241	A	Western Caro.	54 40
												241	H	Western Caro.	64 58
												251	H	Kennesaw St.	76 39
												253	H	Belmont	75 42
												263	A	Col. of Charleston	58 44
												263	H	Col. of Charleston	57 31
												283	A	Wofford	51 39
												283	H	Wofford	74 67
												284	A	UNC Greensboro	63 46
												284	H	UNC Greensboro	63 44
												286	A	Ga. Southern	66 60
												286	H	Ga. Southern	67 52
												289	A	East Tenn. St.	88 80
LAST 12 Division I GAMES:															
241	A	Western Caro.	54 40	284	H	UNC Greensboro	63 44								
286	H	Ga. Southern	67 52	86	A	Davidson	52 56								
263	H	Col. of Charleston	57 31	93	A	Appalachian St.	51 62								
186	A	Furman	61 75	134	H	Samford	74 68								
283	A	Wofford	51 39	186	H	Furman	71 53								
183	H	Elon	80 65	283	H	Wofford	74 67								

Non-Div I Games:

Chattanooga

■ Loss,
 ■ Non-Conf, S Site,
 ■ Home
 ■ Away
 N Neutral

Average RPI Win:	321	WON-LOST	WINNING	LAST 12	STRENGTH OF	OPP. STRENGTH	TEAM	ADJ.	CONF.	ADJ CONF.
Average RPI Loss:	194	RECORD	PCT. RANK	GAMES	SCHEDULE	OF SCHEDULE	RPI	RPI	RPI	RPI
DIV. I ONLY	5- 20	306	4- 6	308	329	332	332	33	33	
DIV. I NON-CONF.	1- 15	336	0- 1	203	239	323	323	33	33	
TOTALS	RPI 1-25	RPI 26-50	W-L RECORDS	RPI 51-100	RPI 101-150	RPI 150+				
5- 20	0- 0	0- 1	OVERALL	0- 2	0- 3	5- 14				
4- 8	0- 0	0- 0	HOME	0- 1	0- 2	4- 5				
1- 10	0- 0	0- 1	AWAY	0- 1	0- 1	1- 7				
0- 2	0- 0	0- 0	NEUTRAL	0- 0	0- 0	0- 2				
1- 15	0- 0	0- 1	NON-CONFERENCE	0- 2	0- 3	1- 9				
1- 6	0- 0	0- 0	HOME	0- 1	0- 2	1- 3				
0- 7	0- 0	0- 1	AWAY	0- 1	0- 1	0- 4				
0- 2	0- 0	0- 0	NEUTRAL	0- 0	0- 0	0- 2				
4- 5	0- 0	0- 0	CONFERENCE	0- 0	0- 0	4- 5				
3- 2	0- 0	0- 0	HOME	0- 0	0- 0	3- 2				
1- 3	0- 0	0- 0	AWAY	0- 0	0- 0	1- 3				
0- 0	0- 0	0- 0	NEUTRAL	0- 0	0- 0	0- 0				

RPI 1-25	RPI 26-50	RPI 51-100	RPI 101+	Team's RPI: 332
RPI S Opponent Score	RPI S Opponent Score	RPI S Opponent Score	RPI S Opponent Score	Score
	30 A Purdue 49 76	78 H Hampton 39 66	132 H UNI 54 88	
		98 A Miami (OH) 60 74	138 H Indiana St. 59 67	
			142 A Seattle 38 80	
			154 N Marshall 48 72	
			181 H Northern Ill. 40 73	
			193 H Rice 50 77	
			195 A Akron 48 82	
			230 A Milwaukee 48 79	
			234 H Loyola Chicago 34 77	
			236 A North Dakota 46 80	
			236 H North Dakota 68 77	
			254 A Southern Ill. 54 76	
			260 A Ohio 37 65	
			262 A Tex.-Pan American 39 43	
			262 H Tex.-Pan American 52 59	
			266 N Eastern Ky. 56 67	
			297 A Utah Valley 61 74	
			297 H Utah Valley 69 42	
			305 H Western Mich. 70 65	
			320 H NJIT 86 70	
			342 A Houston Baptist 79 66	
			342 H Houston Baptist 63 41	
LAST 12 Division I GAMES:				
	262 H Tex.-Pan American 52 59	297 H Utah Valley 69 42		
	342 H Houston Baptist 63 41	342 A Houston Baptist 79 66		
	297 A Utah Valley 61 74	262 A Tex.-Pan American 39 43		
	236 A North Dakota 46 80	142 A Seattle 38 80		
	320 H NJIT 86 70	195 A Akron 48 82		
	236 H North Dakota 68 77	98 A Miami (OH) 60 74		

Non-Div I Games: Ind.-Northwest 77 78 Trinity Int'l 85 54

Chicago St.

Loss, Non-Conf, S Site, H Home A Away N Neutral

Average RPI Win:	168	WON-LOST	WINNING	LAST 12	STRENGTH OF	OPP. STRENGTH	TEAM	ADJ.	CONF.	ADJ CONF.
Average RPI Loss:	58	RECORD	PCT. RANK	GAMES	SCHEDULE	OF SCHEDULE	RPI	RPI	RPI	RPI
DIV. I ONLY	14- 11	132	5- 7	85	29	88	88	2	2	
DIV. I NON-CONF.	9- 3	61	0- 0	232	124	83	83	2	2	
TOTALS	RPI 1-25	RPI 26-50	W-L RECORDS	RPI 51-100	RPI 101-150	RPI 150+				
14- 11	0- 6	1- 1	OVERALL	2- 2	4- 0	7- 2				
6- 5	0- 4	1- 0	HOME	0- 1	0- 0	5- 0				
5- 6	0- 2	0- 1	AWAY	0- 1	3- 0	2- 2				
3- 0	0- 0	0- 0	NEUTRAL	2- 0	1- 0	0- 0				
9- 3	0- 0	1- 0	NON-CONFERENCE	2- 1	1- 0	5- 2				
5- 0	0- 0	1- 0	HOME	0- 0	0- 0	4- 0				
1- 3	0- 0	0- 0	AWAY	0- 1	0- 0	1- 2				
3- 0	0- 0	0- 0	NEUTRAL	2- 0	1- 0	0- 0				
5- 8	0- 6	0- 1	CONFERENCE	0- 1	3- 0	2- 0				
1- 5	0- 4	0- 0	HOME	0- 1	0- 0	1- 0				
4- 3	0- 2	0- 1	AWAY	0- 0	3- 0	1- 0				
0- 0	0- 0	0- 0	NEUTRAL	0- 0	0- 0	0- 0				

RPI 1-25				RPI 26-50				RPI 51-100 Team's RPI: 88				RPI 101+			
RPI	S	Opponent	Score	RPI	S	Opponent	Score	RPI	S	Opponent	Score	RPI	S	Opponent	Score
2	A	Connecticut	37 80	32	A	Villanova	53 62	65	N	South Dakota St.	55 22	102	A	Providence	60 56
5	H	Notre Dame	50 76	43	H	Dayton	75 64	72	N	Chattanooga	51 50	105	A	Syracuse	55 54
13	A	Rutgers	47 58					91	H	South Fla.	55 58	126	A	Marquette	64 52
17	H	St. John's (NY)	34 51					98	A	Miami (OH)	69 74	150	N	High Point	62 40
20	H	Louisville	59 64									154	A	Marshall	47 55
21	H	Georgetown	54 65									170	A	Seton Hall	54 48
												179	H	Pittsburgh	62 57
												182	A	Xavier	60 69
												200	A	Virginia Tech	66 55
												279	H	Morgan St.	64 60
												285	H	Evansville	64 34
												287	H	Longwood	70 54
												291	H	IPFW	74 42
LAST 12 Division I GAMES:															
170	A	Seton Hall	54 48	32	A	Villanova	53 62	17	H	St. John's (NY)	34 51				
179	H	Pittsburgh	62 57					2	A	Connecticut	37 80				
102	A	Providence	60 56					5	H	Notre Dame	50 76				
21	H	Georgetown	54 65					13	A	Rutgers	47 58				
126	A	Marquette	64 52					91	H	South Fla.	55 58				
105	A	Syracuse	55 54												

Non-Div I Games: Indianapolis 43 50

Cincinnati

Average RPI Win: 190	WON-LOST	WINNING	LAST 12	STRENGTH OF	OPP. STRENGTH	TEAM	ADJ.	CONF.	ADJ CONF.
Average RPI Loss: 102	RECORD	PCT. RANK	GAMES	SCHEDULE	OF SCHEDULE	RPI	RPI	RPI	RPI
DIV. I ONLY	6- 19	297	2- 10	87	76	228	228	6	6
DIV. I NON-CONF.	4- 7	229	0- 0	200	265	262	262	6	6
TOTALS	RPI 1-25	RPI 26-50	W-L RECORDS	RPI 51-100	RPI 101-150	RPI 150+			
6- 19	0- 4	0- 1	OVERALL	2- 7	0- 2	4- 5			
3- 11	0- 3	0- 1	HOME	1- 4	0- 1	2- 2			
3- 8	0- 1	0- 0	AWAY	1- 3	0- 1	2- 3			
0- 0	0- 0	0- 0	NEUTRAL	0- 0	0- 0	0- 0			
4- 7	0- 0	0- 1	NON-CONFERENCE	1- 1	0- 2	3- 3			
3- 4	0- 0	0- 1	HOME	1- 1	0- 1	2- 1			
1- 3	0- 0	0- 0	AWAY	0- 0	0- 1	1- 2			
0- 0	0- 0	0- 0	NEUTRAL	0- 0	0- 0	0- 0			
2- 12	0- 4	0- 0	CONFERENCE	1- 6	0- 0	1- 2			
0- 7	0- 3	0- 0	HOME	0- 3	0- 0	0- 1			
2- 5	0- 1	0- 0	AWAY	1- 3	0- 0	1- 1			
0- 0	0- 0	0- 0	NEUTRAL	0- 0	0- 0	0- 0			

RPI	S	Opponent	Score	RPI	S	Opponent	Score	RPI	S	Opponent	Score	RPI	S	Opponent	Score	Team's RPI: 228
8	H	Maryland	61 91	33	H	South Carolina	48 65	51	A	Virginia	36 68	102	A	Providence	63 73	
9	A	Miami (FL)	47 68					51	H	Virginia	47 54	104	H	UAB	36 51	
10	H	Duke	37 81					75	A	Florida St.	47 59	186	A	Furman	68 67	
15	H	Georgia Tech	54 63					79	A	North Carolina	52 47	194	A	Boston College	53 56	
								86	H	Davidson	72 62	200	A	Virginia Tech	55 51	
								89	A	Wake Forest	65 94	200	H	Virginia Tech	33 55	
								89	H	Wake Forest	51 63	211	H	Charleston So.	77 82	
								95	H	North Carolina St.	46 62	233	A	Oakland	51 63	
								97	H	Illinois	50 61	248	H	South Carolina St.	83 38	
												272	A	N.C. A&T	66 76	
												341	H	N.C. Central	68 48	
LAST 12 Division I GAMES:																
89	H	Wake Forest	51 63	15	H	Georgia Tech	54 63									
194	A	Boston College	53 56	10	H	Duke	37 81									
51	A	Virginia	36 68	89	A	Wake Forest	65 94									
8	H	Maryland	61 91	95	H	North Carolina St.	46 62									
9	A	Miami (FL)	47 68	79	A	North Carolina	52 47									
200	A	Virginia Tech	55 51	51	H	Virginia	47 54									

Non-Div I Games:

Clemson

■ Loss,
 ■ Non-Conf,
 ■ S Site,
 ■ H Home
 ■ A Away
 N Neutral

Average RPI Win:	253	WON-LOST	WINNING	LAST 12	STRENGTH OF	OPP. STRENGTH	TEAM	ADJ.	CONF.	ADJ CONF.
Average RPI Loss:	165	RECORD	PCT. RANK	GAMES	SCHEDULE	OF SCHEDULE	RPI	RPI	RPI	RPI
DIV. I ONLY	9- 16	251	4- 8	256	203	268	268	13	13	
DIV. I NON-CONF.	4- 6	212	0- 0	308	245	290	290	16	16	
TOTALS	RPI 1-25	RPI 26-50	W-L RECORDS	RPI 51-100	RPI 101-150	RPI 150+				
9- 16	0- 2	0- 0	OVERALL	0- 2	1- 3	8- 9				
4- 9	0- 1	0- 0	HOME	0- 1	1- 2	3- 5				
4- 7	0- 1	0- 0	AWAY	0- 1	0- 1	4- 4				
1- 0	0- 0	0- 0	NEUTRAL	0- 0	0- 0	1- 0				
4- 6	0- 0	0- 0	NON-CONFERENCE	0- 2	0- 0	4- 4				
2- 3	0- 0	0- 0	HOME	0- 1	0- 0	2- 2				
1- 3	0- 0	0- 0	AWAY	0- 1	0- 0	1- 2				
1- 0	0- 0	0- 0	NEUTRAL	0- 0	0- 0	1- 0				
5- 10	0- 2	0- 0	CONFERENCE	0- 0	1- 3	4- 5				
2- 6	0- 1	0- 0	HOME	0- 0	1- 2	1- 3				
3- 4	0- 1	0- 0	AWAY	0- 0	0- 1	3- 2				
0- 0	0- 0	0- 0	NEUTRAL	0- 0	0- 0	0- 0				

RPI 1-25				RPI 26-50				RPI 51-100				RPI 101+ Team's RPI: 268			
RPI	S	Opponent	Score	RPI	S	Opponent	Score	RPI	S	Opponent	Score	RPI	S	Opponent	Score
25	A	Green Bay	58 80					82	A	Toledo	42 81	129	H	Detroit	43 50
25	H	Green Bay	59 90					97	H	Illinois	42 72	144	H	Wright St.	54 64
												145	A	Ill.-Chicago	50 72
												145	H	Ill.-Chicago	83 80
												177	A	Ole Miss	63 74
												195	H	Akron	74 84
												202	A	Butler	43 67
												202	H	Butler	62 68
												216	A	Fordham	43 52
												230	A	Milwaukee	68 58
												230	H	Milwaukee	70 68
												234	A	Loyola Chicago	67 65
												234	H	Loyola Chicago	67 85
												244	A	Youngstown St.	48 70
												249	H	Cornell	59 79
												260	H	Ohio	66 56
												275	A	Valparaiso	49 45
												275	H	Valparaiso	48 66
												287	H	Tennessee St.	74 56
												305	A	Western Mich.	72 66
												311	N	Murray St.	68 61
LAST 12 Division I GAMES:															
230	H	Milwaukee	70 68	129	H	Detroit	43 50								
25	H	Green Bay	59 90	144	H	Wright St.	54 64								
145	A	Ill.-Chicago	50 72	25	A	Green Bay	58 80								
234	A	Loyola Chicago	67 65	230	A	Milwaukee	68 58								
275	H	Valparaiso	48 66	234	H	Loyola Chicago	67 85								
202	H	Butler	62 68	145	H	Ill.-Chicago	83 80								

Non-Div I Games: Lake Erie 62 48

Cleveland St.

■ Loss,
 ■ Non-Conf,
 ■ S Site,
 ■ Home
 ■ A Away
 N Neutral

Average RPI Win: 266		WON-LOST	WINNING	LAST 12	STRENGTH OF	OPP. STRENGTH	TEAM	ADJ.	CONF.	ADJ CONF.
Average RPI Loss: 214		RECORD	PCT. RANK	GAMES	SCHEDULE	OF SCHEDULE	RPI	RPI	RPI	RPI
DIV. I ONLY		8- 11	226	3- 9	331	331	297	297	26	26
DIV. I NON-CONF.		3- 2	117	0- 0	335	338	249	249	28	28
TOTALS		RPI 1-25	RPI 26-50	W-L RECORDS	RPI 51-100	RPI 101-150	RPI 150+			
8- 11	0- 0		0- 0	OVERALL	0- 0	0- 3	8- 8			
7- 2	0- 0		0- 0	HOME	0- 0	0- 1	7- 1			
1- 8	0- 0		0- 0	AWAY	0- 0	0- 2	1- 6			
0- 1	0- 0		0- 0	NEUTRAL	0- 0	0- 0	0- 1			
3- 2	0- 0		0- 0	NON-CONFERENCE	0- 0	0- 0	3- 2			
2- 0	0- 0		0- 0	HOME	0- 0	0- 0	2- 0			
1- 1	0- 0		0- 0	AWAY	0- 0	0- 0	1- 1			
0- 1	0- 0		0- 0	NEUTRAL	0- 0	0- 0	0- 1			
5- 9	0- 0		0- 0	CONFERENCE	0- 0	0- 3	5- 6			
5- 2	0- 0		0- 0	HOME	0- 0	0- 1	5- 1			
0- 7	0- 0		0- 0	AWAY	0- 0	0- 2	0- 5			
0- 0	0- 0		0- 0	NEUTRAL	0- 0	0- 0	0- 0			

RPI 1-25				RPI 26-50				RPI 51-100				RPI 101+				Team's RPI: 297	
RPI	S	Opponent	Score	RPI	S	Opponent	Score	RPI	S	Opponent	Score	RPI	S	Opponent	Score		
												108	A	Liberty	54	66	
												108	H	Liberty	45	82	
												150	A	High Point	65	80	
												196	A	Campbell	55	58	
												196	H	Campbell	38	47	
												198	A	Radford	43	55	
												198	H	Radford	58	56	
												210	H	Winthrop	58	54	
												211	A	Charleston So.	66	69	
												241	A	Western Caro.	66	56	
												245	H	Presbyterian	52	49	
												248	N	South Carolina St.	59	61	
												263	H	Col. of Charleston	59	36	
												274	A	North Florida	37	67	
												309	H	S.C. Upstate	61	56	
												325	A	Gardner-Webb	63	73	
												325	H	Gardner-Webb	54	40	
												336	A	UNC Asheville	60	69	
												336	H	UNC Asheville	74	58	
LAST 12 Division I GAMES:																	
				196	H	Campbell	38	47	196	A	Campbell	55	58				
				108	A	Liberty	54	66	150	A	High Point	65	80				
				198	A	Radford	43	55	198	H	Radford	58	56				
				336	H	UNC Asheville	74	58	108	H	Liberty	45	82				
				325	H	Gardner-Webb	54	40	325	A	Gardner-Webb	63	73				
				211	A	Charleston So.	66	69	336	A	UNC Asheville	60	69				

[illegible]

Loss, Non-Conf, S Site, H Home A Away N Neutral

Average RPI Win:	273	WON-LOST	WINNING	LAST 12	STRENGTH OF	OPP. STRENGTH	TEAM	ADJ.	CONF.	ADJ CONF.
Average RPI Loss:	137	RECORD	PCT. RANK	GAMES	SCHEDULE	OF SCHEDULE	RPI	RPI	RPI	RPI
DIV. I ONLY	6- 20	301	4- 8	106	197	263	263	14	14	
DIV. I NON-CONF.	1- 7	318	0- 0	42	47	254	254	19	19	
TOTALS	RPI 1-25	RPI 26-50	W-L RECORDS	RPI 51-100	RPI 101-150	RPI 150+				
6- 20	0- 2	0- 1	OVERALL	0- 7	0- 2	6- 8				
3- 9	0- 1	0- 0	HOME	0- 3	0- 1	3- 4				
3- 10	0- 1	0- 1	AWAY	0- 4	0- 1	3- 3				
0- 1	0- 0	0- 0	NEUTRAL	0- 0	0- 0	0- 1				
1- 7	0- 2	0- 1	NON-CONFERENCE	0- 1	0- 0	1- 3				
1- 2	0- 1	0- 0	HOME	0- 0	0- 0	1- 1				
0- 4	0- 1	0- 1	AWAY	0- 1	0- 0	0- 1				
0- 1	0- 0	0- 0	NEUTRAL	0- 0	0- 0	0- 1				
5- 13	0- 0	0- 0	CONFERENCE	0- 6	0- 2	5- 5				
2- 7	0- 0	0- 0	HOME	0- 3	0- 1	2- 3				
3- 6	0- 0	0- 0	AWAY	0- 3	0- 1	3- 2				
0- 0	0- 0	0- 0	NEUTRAL	0- 0	0- 0	0- 0				

RPI 1-25				RPI 26-50				RPI 51-100				RPI 101+ Team's RPI: 263			
RPI	S	Opponent	Score	RPI	S	Opponent	Score	RPI	S	Opponent	Score	RPI	S	Opponent	Score
2	H	Connecticut	24 72	33	A	South Carolina	40 59	52	A	Tulane	42 57	134	A	Samford	56 70
22	A	Georgia	48 73					72	A	Chattanooga	31 57	134	H	Samford	54 60
								72	H	Chattanooga	44 58	171	N	Central Mich.	69 72
								86	A	Davidson	39 56	183	A	Elon	46 51
								86	H	Davidson	23 46	186	H	Furman	51 60
								93	A	Appalachian St.	52 71	211	H	Charleston So.	45 64
								93	H	Appalachian St.	41 50	241	A	Western Caro.	45 59
												241	H	Western Caro.	54 39
												261	H	East Carolina	58 43
												283	A	Wofford	56 55
												283	H	Wofford	49 44
												284	A	UNC Greensboro	52 42
												284	H	UNC Greensboro	54 60
												286	A	Ga. Southern	47 44
												286	H	Ga. Southern	34 35
												297	A	Coastal Caro.	36 59
LAST 12 Division I GAMES:															
284	H	UNC Greensboro	54 60	286	A	Ga. Southern	47 44								
134	A	Samford	56 70	241	H	Western Caro.	54 39								
72	A	Chattanooga	31 57	283	A	Wofford	56 55								
93	H	Appalachian St.	41 50	286	H	Ga. Southern	34 35								
86	H	Davidson	23 46	183	A	Elon	46 51								
241	A	Western Caro.	45 59	284	A	UNC Greensboro	52 42								

Non-Div I Games: Wingate

60 69

Col. of Charleston

■ Loss,
 ■ Non-Conf,
 ■ S Site,
 ■ H Home
 ■ A Away
 N Neutral

Average RPI Win: 253	WON-LOST	WINNING	LAST 12	STRENGTH OF	OPP. STRENGTH	TEAM	ADJ.	CONF.	ADJ CONF.
Average RPI Loss: 187	RECORD	PCT. RANK	GAMES	SCHEDULE	OF SCHEDULE	RPI	RPI	RPI	RPI
DIV. I ONLY	7- 20	287	4- 8	220	301	308	308	29	29
DIV. I NON-CONF.	3- 12	292	0- 0	227	268	309	309	29	29
TOTALS	RPI 1-25	RPI 26-50	W-L RECORDS	RPI 51-100	RPI 101-150	RPI 150+			
7- 20	0- 1	0- 1	OVERALL	0- 2	0- 3	7- 13			
6- 6	0- 1	0- 0	HOME	0- 1	0- 1	6- 3			
1- 12	0- 0	0- 0	AWAY	0- 1	0- 2	1- 9			
0- 2	0- 0	0- 1	NEUTRAL	0- 0	0- 0	0- 1			
3- 12	0- 1	0- 1	NON-CONFERENCE	0- 2	0- 1	3- 7			
2- 4	0- 1	0- 0	HOME	0- 1	0- 0	2- 2			
1- 6	0- 0	0- 0	AWAY	0- 1	0- 1	1- 4			
0- 2	0- 0	0- 1	NEUTRAL	0- 0	0- 0	0- 1			
4- 8	0- 0	0- 0	CONFERENCE	0- 0	0- 2	4- 6			
4- 2	0- 0	0- 0	HOME	0- 0	0- 1	4- 1			
0- 6	0- 0	0- 0	AWAY	0- 0	0- 1	0- 5			
0- 0	0- 0	0- 0	NEUTRAL	0- 0	0- 0	0- 0			

RPI 1-25				RPI 26-50				RPI 51-100				RPI 101+ Team's RPI: 308			
RPI	S	Opponent	Score	RPI	S	Opponent	Score	RPI	S	Opponent	Score	RPI	S	Opponent	Score
16	H	St. Bonaventure	49 68	48	N	UCLA	48 68	76	H	Sacred Heart	51 78	105	A	Syracuse	32 83
								83	A	San Diego	73 75	123	A	American	47 70
												123	H	American	43 56
												156	A	Cal St. Northridge	60 71
												161	H	Holy Cross	74 69
												192	A	Lehigh	82 85
												192	H	Lehigh	77 71
												203	A	Navy	52 61
												203	H	Navy	62 60
												206	A	Canisius	42 63
												222	H	Bryant	74 76
												235	H	Iona	75 50
												237	H	Niagara	60 61
												249	A	Cornell	56 59
												264	A	Army	47 62
												264	H	Army	54 61
												271	A	Vermont	49 61
												273	N	Dartmouth	50 56
												306	A	Lafayette	58 66
												320	A	NJIT	54 44
												329	A	Bucknell	45 67
												329	H	Bucknell	73 66
												334	H	Wagner	71 59
LAST 12 Division I GAMES:															
203	H	Navy	62 60	306	A	Lafayette	58 66	203	A	Navy	52 61				
264	A	Army	47 62	264	H	Army	54 61	192	A	Lehigh	82 85				
192	H	Lehigh	77 71	329	H	Bucknell	73 66	123	H	American	43 56				
329	A	Bucknell	45 67												
123	A	American	47 70												
161	H	Holy Cross	74 69												

Non-Div I Games:

Colgate

■ Loss,
 ■ Non-Conf, S Site,
 ■ Home
 ■ Away
 N Neutral

Average RPI Win:	197	WON-LOST	WINNING	LAST 12	STRENGTH OF	OPP. STRENGTH	TEAM	ADJ.	CONF.	ADJ CONF.
Average RPI Loss:	64	RECORD	PCT. RANK	GAMES	SCHEDULE	OF SCHEDULE	RPI	RPI	RPI	RPI
DIV. I ONLY	16- 9	94	4- 8	186	66	124	124	4	4	
DIV. I NON-CONF.	11- 0	1	0- 0	338	187	96	96	5	5	
TOTALS	RPI 1-25	RPI 26-50	W-L RECORDS	RPI 51-100	RPI 101-150	RPI 150+				
16- 9	0- 1	1- 2	OVERALL	1- 4	6- 2	8- 0				
9- 5	0- 1	1- 2	HOME	0- 1	3- 1	5- 0				
5- 4	0- 0	0- 0	AWAY	0- 3	3- 1	2- 0				
2- 0	0- 0	0- 0	NEUTRAL	1- 0	0- 0	1- 0				
11- 0	0- 0	0- 0	NON-CONFERENCE	1- 0	2- 0	8- 0				
7- 0	0- 0	0- 0	HOME	0- 0	2- 0	5- 0				
2- 0	0- 0	0- 0	AWAY	0- 0	0- 0	2- 0				
2- 0	0- 0	0- 0	NEUTRAL	1- 0	0- 0	1- 0				
5- 9	0- 1	1- 2	CONFERENCE	0- 4	4- 2	0- 0				
2- 5	0- 1	1- 2	HOME	0- 1	1- 1	0- 0				
3- 4	0- 0	0- 0	AWAY	0- 3	3- 1	0- 0				
0- 0	0- 0	0- 0	NEUTRAL	0- 0	0- 0	0- 0				

RPI 1-25				RPI 26-50				RPI 51-100				RPI 101+ Team's RPI: 124			
RPI	S	Opponent	Score	RPI	S	Opponent	Score	RPI	S	Opponent	Score	RPI	S	Opponent	Score
3	H	Stanford	54 80	27	H	California	55 68	54	A	Arizona St.	43 64	110	A	Washington St.	57 56
				36	H	Southern California	69 67	54	H	Arizona St.	47 60	116	A	Utah	58 52
				48	H	UCLA	54 62	61	A	Oregon St.	45 65	116	H	Utah	56 61
								94	A	Washington	67 75	121	A	Oregon	62 67
								96	N	Creighton	52 49	128	H	Denver	71 36
												141	H	Wisconsin	58 48
												148	A	Arizona	56 54
												148	H	Arizona	69 59
												176	A	Colorado St.	72 53
												259	H	San Francisco	84 66
												262	N	Tex.-Pan American	67 49
												275	H	Valparaiso	60 32
												299	H	Idaho	68 59
												301	H	Northern Ariz.	84 60
												323	A	A&M-Corpus Christi	71 58
												333	H	Weber St.	77 59
LAST 12 Division I GAMES:															
116	H	Utah	56 61	36	H	Southern California	69 67								
54	H	Arizona St.	47 60	148	A	Arizona	56 54								
148	H	Arizona	69 59	54	A	Arizona St.	43 64								
121	A	Oregon	62 67	3	H	Stanford	54 80								
61	A	Oregon St.	45 65	27	H	California	55 68								
48	H	UCLA	54 62	110	A	Washington St.	57 56								

Non-Div I Games:

Colorado

■ Loss,
 ■ Non-Conf, S Site,
 ■ Home
 ■ Away
 N Neutral

Average RPI Win:	242	WON-LOST	WINNING	LAST 12	STRENGTH OF	OPP. STRENGTH	TEAM	ADJ.	CONF.	ADJ CONF.
Average RPI Loss:	126	RECORD	PCT. RANK	GAMES	SCHEDULE	OF SCHEDULE	RPI	RPI	RPI	RPI
DIV. I ONLY	11- 14	209	8- 4	122	208	176	176	23	23	
DIV. I NON-CONF.	3- 11	289	0- 1	63	170	234	234	23	23	
TOTALS	RPI 1-25	RPI 26-50	W-L RECORDS	RPI 51-100	RPI 101-150	RPI 150+				
11- 14	0- 0	0- 0	OVERALL	0- 4	1- 7	10- 3				
8- 3	0- 0	0- 0	HOME	0- 2	1- 1	7- 0				
3- 9	0- 0	0- 0	AWAY	0- 1	0- 6	3- 2				
0- 2	0- 0	0- 0	NEUTRAL	0- 1	0- 0	0- 1				
3- 11	0- 0	0- 0	NON-CONFERENCE	0- 4	0- 6	3- 1				
2- 3	0- 0	0- 0	HOME	0- 2	0- 1	2- 0				
1- 6	0- 0	0- 0	AWAY	0- 1	0- 5	1- 0				
0- 2	0- 0	0- 0	NEUTRAL	0- 1	0- 0	0- 1				
8- 3	0- 0	0- 0	CONFERENCE	0- 0	1- 1	7- 2				
6- 0	0- 0	0- 0	HOME	0- 0	1- 0	5- 0				
2- 3	0- 0	0- 0	AWAY	0- 0	0- 1	2- 2				
0- 0	0- 0	0- 0	NEUTRAL	0- 0	0- 0	0- 0				

RPI 1-25			RPI 26-50			RPI 51-100			RPI 101+			Team's RPI: 176
RPI	S	Opponent	Score	RPI	S	Opponent	Score	RPI	S	Opponent	Score	
						54 H Arizona St.	52 56	103 A San Diego St.			57 66	
						63 H Bowling Green	57 70	120 H UNLV			74 62	
						68 N Michigan St.	45 72	124 H Colorado			53 72	
						82 A Toledo	51 58	128 A Denver			61 64	
								130 A Montana St.			69 87	
								132 A UNI			50 61	
								133 A Northern Colo.			60 66	
								142 A Seattle			43 61	
								178 A TCU			71 79	
								178 H TCU			61 59	
								184 H Tulsa			87 68	
								199 N Indiana			39 47	
								232 A Wyoming			62 66	
								232 H Wyoming			62 58	
								236 H North Dakota			58 52	
								252 A Boise St.			60 52	
								252 H Boise St.			67 58	
								292 A CSU Bakersfield			65 63	
								293 H New Mexico			61 54	
								314 A Air Force			77 39	
								314 H Air Force			73 39	
LAST 12 Division I GAMES:												
						232 A Wyoming	62 66	293 H New Mexico			61 54	
						252 H Boise St.	67 58	232 H Wyoming			62 58	
						178 H TCU	61 59	252 A Boise St.			60 52	
						314 A Air Force	77 39	178 A TCU			71 79	
						120 H UNLV	74 62	314 H Air Force			73 39	
						103 A San Diego St.	57 66	142 A Seattle			43 61	

Non-Div I Games: Maryville (MO) 73 35

Colorado St.

Average RPI Win:	243	WON-LOST	WINNING	LAST 12	STRENGTH OF	OPP. STRENGTH	TEAM	ADJ.	CONF.	ADJ CONF.
Average RPI Loss:	198	RECORD	PCT. RANK	GAMES	SCHEDULE	OF SCHEDULE	RPI	RPI	RPI	RPI
DIV. I ONLY	2- 21	334	1- 11	247	297	337	337	20	20	
DIV. I NON-CONF.	2- 12	313	1- 2	286	336	334	334	18	18	
TOTALS	RPI 1-25	RPI 26-50	W-L RECORDS	RPI 51-100	RPI 101-150	RPI 150+				
2- 21	0- 0	0- 2	OVERALL	0- 2	0- 4	2- 13				
2- 10	0- 0	0- 1	HOME	0- 1	0- 1	2- 7				
0- 11	0- 0	0- 1	AWAY	0- 1	0- 3	0- 6				
0- 0	0- 0	0- 0	NEUTRAL	0- 0	0- 0	0- 0				
2- 12	0- 0	0- 0	NON-CONFERENCE	0- 2	0- 2	2- 8				
2- 5	0- 0	0- 0	HOME	0- 1	0- 0	2- 4				
0- 7	0- 0	0- 0	AWAY	0- 1	0- 2	0- 4				
0- 0	0- 0	0- 0	NEUTRAL	0- 0	0- 0	0- 0				
0- 9	0- 0	0- 2	CONFERENCE	0- 0	0- 2	0- 5				
0- 5	0- 0	0- 1	HOME	0- 0	0- 1	0- 3				
0- 4	0- 0	0- 1	AWAY	0- 0	0- 1	0- 2				
0- 0	0- 0	0- 0	NEUTRAL	0- 0	0- 0	0- 0				

RPI S	Opponent	Score	RPI S	Opponent	Score	RPI S	Opponent	Score	RPI S	Opponent	Score	Team's RPI: 337
28	A Princeton	35 94	28	H Princeton	46 86	76	A Sacred Heart	42 60	109	A Fairfield	44 54	
						83	H San Diego	32 54	114	A Yale	59 73	
									131	A LIU Brooklyn	50 58	
									140	H Harvard	56 68	
									201	A Brown	63 72	
									220	A Fairleigh Dickinson	51 71	
									222	H Bryant	77 74	
									240	A Penn	50 75	
									240	H Penn	41 61	
									247	H Hawaii	55 66	
									249	H Cornell	44 54	
									250	H Long Beach St.	61 70	
									264	H Army	63 58	
									271	H Vermont	52 63	
									273	H Dartmouth	44 59	
									279	H Morgan St.	66 70	
									306	A Lafayette	45 53	
									330	A St. Francis (NY)	44 48	
									334	A Wagner	54 66	
LAST 12 Division I GAMES:												
240	H Penn	41 61	240	A Penn	50 75							
28	H Princeton	46 86	249	H Cornell	44 54							
114	A Yale	59 73	28	A Princeton	35 94							
201	A Brown	63 72	279	H Morgan St.	66 70							
140	H Harvard	56 68	306	A Lafayette	45 53							
273	H Dartmouth	44 59	222	H Bryant	77 74							

Non-Div I Games:

Columbia

Connecticut

Through Games Of Sunday, February 19, 2012

Average RPI Win:	84	WON-LOST	WINNING	LAST 12	STRENGTH OF	OPP. STRENGTH	TEAM	ADJ.	CONF.	ADJ CONF.
Average RPI Loss:	8	RECORD	PCT. RANK	GAMES	SCHEDULE	OF SCHEDULE	RPI	RPI	RPI	RPI
DIV. I ONLY	24- 3	9	11- 1	3	11	2	2	2	2	2
DIV. I NON-CONF.	13- 1	7	3- 0	3	14	1	1	2	2	2
TOTALS	RPI 1-25	RPI 26-50	W-L RECORDS	RPI 51-100	RPI 101-150	RPI 150+				
24- 3	8- 3	3- 0	OVERALL	4- 0	4- 0	5- 0				
16- 1	4- 1	2- 0	HOME	4- 0	3- 0	3- 0				
8- 2	4- 2	1- 0	AWAY	0- 0	1- 0	2- 0				
0- 0	0- 0	0- 0	NEUTRAL	0- 0	0- 0	0- 0				
13- 1	4- 1	1- 0	NON-CONFERENCE	2- 0	2- 0	4- 0				
10- 0	2- 0	1- 0	HOME	2- 0	2- 0	3- 0				
3- 1	2- 1	0- 0	AWAY	0- 0	0- 0	1- 0				
0- 0	0- 0	0- 0	NEUTRAL	0- 0	0- 0	0- 0				
11- 2	4- 2	2- 0	CONFERENCE	2- 0	2- 0	1- 0				
6- 1	2- 1	1- 0	HOME	2- 0	1- 0	0- 0				
5- 1	2- 1	1- 0	AWAY	0- 0	1- 0	1- 0				
0- 0	0- 0	0- 0	NEUTRAL	0- 0	0- 0	0- 0				

RPI	S	Opponent	Score	RPI	S	Opponent	Score	RPI	S	Opponent	Score	RPI	S	Opponent	Score
1	A	Baylor	61 66	32	A	Villanova	72 49	74	H	Towson	92 31	102	H	Providence	96 35
3	H	Stanford	68 58	40	H	West Virginia	79 60	79	H	North Carolina	86 35	105	A	Syracuse	95 54
5	A	Notre Dame	67 74	43	H	Dayton	78 38	88	H	Cincinnati	80 37	109	H	Fairfield	93 40
6	H	Texas A&M	81 51					91	H	South Fla.	77 62	118	H	Pacific	112 53
10	A	Duke	61 45									161	H	Holy Cross	77 37
13	H	Rutgers	66 34									170	A	Seton Hall	70 37
14	A	DePaul	88 44									209	H	Buffalo	90 34
17	H	St. John's (NY)	56 57									220	H	Fairleigh Dickinson	74 28
18	A	Oklahoma	73 55									263	A	Col. of Charleston	72 24
20	A	Louisville	56 46												
21	H	Georgetown	80 38												
LAST 12 Division I GAMES:															
17	H	St. John's (NY)	56 57	91	H	South Fla.	77 62	105	A	Syracuse	95 54	14	A	DePaul	88 44
18	A	Oklahoma	73 55	88	H	Cincinnati	80 37	79	H	North Carolina	86 35	32	A	Villanova	72 49
21	H	Georgetown	80 38												
20	A	Louisville	56 46												
13	H	Rutgers	66 34												
10	A	Duke	61 45												

Non-Div I Games:

Connecticut

■ Loss,
 ■ Non-Conf, S Site,
 ■ Home
 ■ Away
 N Neutral

Average RPI Win:	239	WON-LOST	WINNING	LAST 12	STRENGTH OF	OPP. STRENGTH	TEAM	ADJ.	CONF.	ADJ CONF.
Average RPI Loss:	90	RECORD	PCT. RANK	GAMES	SCHEDULE	OF SCHEDULE	RPI	RPI	RPI	RPI
DIV. I ONLY	14- 11	132	10- 2	149	186	143	143	28	28	
DIV. I NON-CONF.	4- 8	240	0- 0	77	52	166	166	25	25	
TOTALS	RPI 1-25	RPI 26-50	W-L RECORDS	RPI 51-100	RPI 101-150	RPI 150+				
14- 11	0- 1	0- 0	OVERALL	2- 7	0- 1	12- 2				
6- 5	0- 1	0- 0	HOME	0- 3	0- 0	6- 1				
7- 6	0- 0	0- 0	AWAY	1- 4	0- 1	6- 1				
1- 0	0- 0	0- 0	NEUTRAL	1- 0	0- 0	0- 0				
4- 8	0- 1	0- 0	NON-CONFERENCE	1- 4	0- 1	3- 2				
1- 3	0- 1	0- 0	HOME	0- 1	0- 0	1- 1				
2- 5	0- 0	0- 0	AWAY	0- 3	0- 1	2- 1				
1- 0	0- 0	0- 0	NEUTRAL	1- 0	0- 0	0- 0				
10- 3	0- 0	0- 0	CONFERENCE	1- 3	0- 0	9- 0				
5- 2	0- 0	0- 0	HOME	0- 2	0- 0	5- 0				
5- 1	0- 0	0- 0	AWAY	1- 1	0- 0	4- 0				
0- 0	0- 0	0- 0	NEUTRAL	0- 0	0- 0	0- 0				

RPI	S	Opponent	Score	RPI	S	Opponent	Score	RPI	S	Opponent	Score	RPI	S	Opponent	Score	Team's RPI: 143
21	H	Georgetown	54 70					60	A	Oklahoma St.	35 59	105	A	Syracuse	50 56	
								67	A	Howard	52 63	153	H	UMBC	68 60	
								67	H	Howard	49 50	164	H	Saint Francis (PA)	67 69	
								74	H	Towson	59 61	169	A	Robert Morris	47 62	
								77	N	Boston U.	59 44	215	H	Md.-East. Shore	54 47	
								78	A	Hampton	69 66	216	A	Fordham	61 60	
								78	H	Hampton	50 76	248	A	South Carolina St.	57 39	
								89	A	Wake Forest	58 80	272	H	N.C. A&T	85 63	
								99	A	VCU	66 74	276	A	Norfolk St.	61 58	
												276	H	Norfolk St.	67 62	
												279	A	Morgan St.	80 77	
												287	A	Longwood	73 51	
												295	A	Savannah St.	71 45	
												328	H	Delaware St.	76 58	
												341	H	N.C. Central	84 44	
LAST 12 Division I GAMES:																
67	H	Howard	49 50	272	H	N.C. A&T	85 63									
215	H	Md.-East. Shore	54 47	341	H	N.C. Central	84 44									
328	H	Delaware St.	76 58	276	H	Norfolk St.	67 62									
279	A	Morgan St.	80 77	78	H	Hampton	50 76									
276	A	Norfolk St.	61 58	248	A	South Carolina St.	57 39									
78	A	Hampton	69 66	295	A	Savannah St.	71 45									

Non-Div I Games: Cheyney 94 39

Coppin St.

■ Loss,
 ■ Non-Conf,
 ■ S Site,
 ■ H Home
 ■ A Away
 N Neutral

Average RPI Win:	276	WON-LOST	WINNING	LAST 12	STRENGTH OF	OPP. STRENGTH	TEAM	ADJ.	CONF.	ADJ CONF.
Average RPI Loss:	152	RECORD	PCT. RANK	GAMES	SCHEDULE	OF SCHEDULE	RPI	RPI	RPI	RPI
DIV. I ONLY	8- 13	244	4- 6	261	250	249	249	20	20	
DIV. I NON-CONF.	4- 8	240	0- 1	298	303	297	297	18	18	
TOTALS	RPI 1-25	RPI 26-50	W-L RECORDS	RPI 51-100	RPI 101-150	RPI 150+				
8- 13	0- 0	0- 2	OVERALL	0- 2	0- 2	8- 7				
4- 5	0- 0	0- 1	HOME	0- 1	0- 1	4- 2				
4- 8	0- 0	0- 1	AWAY	0- 1	0- 1	4- 5				
0- 0	0- 0	0- 0	NEUTRAL	0- 0	0- 0	0- 0				
4- 8	0- 0	0- 0	NON-CONFERENCE	0- 2	0- 0	4- 6				
2- 3	0- 0	0- 0	HOME	0- 1	0- 0	2- 2				
2- 5	0- 0	0- 0	AWAY	0- 1	0- 0	2- 4				
0- 0	0- 0	0- 0	NEUTRAL	0- 0	0- 0	0- 0				
4- 5	0- 0	0- 2	CONFERENCE	0- 0	0- 2	4- 1				
2- 2	0- 0	0- 1	HOME	0- 0	0- 1	2- 0				
2- 3	0- 0	0- 1	AWAY	0- 0	0- 1	2- 1				
0- 0	0- 0	0- 0	NEUTRAL	0- 0	0- 0	0- 0				

RPI S	Opponent	Score	RPI S	Opponent	Score	RPI S	Opponent	Score	RPI S	Opponent	Score	Team's RPI: 249
28	A Princeton	35 64	28	H Princeton	39 75	69	H Eastern Mich.	52 54	114	A Yale	73 86	
						100	A South Dakota	56 79	140	H Harvard	57 67	
									187	H New Hampshire	62 63	
									189	A Manhattan	49 73	
									201	A Brown	49 60	
									204	A William & Mary	54 85	
									206	A Canisius	45 62	
									216	A Fordham	40 39	
									229	H Binghamton	48 61	
									240	A Penn	67 53	
									240	H Penn	45 42	
									268	A Cleveland St.	79 59	
									273	H Dartmouth	49 45	
									287	A Longwood	61 68	
									308	H Colgate	59 56	
									329	H Bucknell	65 45	
									337	A Columbia	54 44	
LAST 12 Division I GAMES:												
28	H Princeton	39 75	240	A Penn	67 53							
240	H Penn	45 42	337	A Columbia	54 44							
201	A Brown	49 60	28	A Princeton	35 64							
114	A Yale	73 86	100	A South Dakota	56 79							
273	H Dartmouth	49 45	216	A Fordham	40 39							
140	H Harvard	57 67	206	A Canisius	45 62							

Non-Div I Games: Neb. Omaha 63 51 Ithaca 60 40

Cornell

■ Loss,
 ■ Non-Conf, S Site,
 ■ Home
 ■ Away
 N Neutral

Creighton

Through Games Of Sunday, February 19, 2012

Average RPI Win: 180	WON-LOST	WINNING	LAST 12	STRENGTH OF	OPP. STRENGTH	TEAM	ADJ.	CONF.	ADJ CONF.
Average RPI Loss: 96	RECORD	PCT. RANK	GAMES	SCHEDULE	OF SCHEDULE	RPI	RPI	RPI	RPI
DIV. I ONLY	15- 11	123	9- 3	69	107	96	96	10	10
DIV. I NON-CONF.	6- 5	139	0- 0	25	136	67	67	10	10
TOTALS	RPI 1-25	RPI 26-50	W-L RECORDS	RPI 51-100	RPI 101-150	RPI 150+			
15- 11	0- 1	0- 2	OVERALL	3- 4	5- 2	7- 2			
9- 4	0- 1	0- 0	HOME	3- 2	4- 0	2- 1			
6- 6	0- 0	0- 2	AWAY	0- 2	1- 1	5- 1			
0- 1	0- 0	0- 0	NEUTRAL	0- 0	0- 1	0- 0			
6- 5	0- 1	0- 2	NON-CONFERENCE	2- 1	0- 1	4- 0			
2- 2	0- 1	0- 0	HOME	2- 1	0- 0	0- 0			
4- 2	0- 0	0- 2	AWAY	0- 0	0- 0	4- 0			
0- 1	0- 0	0- 0	NEUTRAL	0- 0	0- 1	0- 0			
9- 6	0- 0	0- 0	CONFERENCE	1- 3	5- 1	3- 2			
7- 2	0- 0	0- 0	HOME	1- 1	4- 0	2- 1			
2- 4	0- 0	0- 0	AWAY	0- 2	1- 1	1- 1			
0- 0	0- 0	0- 0	NEUTRAL	0- 0	0- 0	0- 0			

RPI 1-25				RPI 26-50				RPI 51-100				Team's RPI: 96	RPI 101+			
RPI	S	Opponent	Score	RPI	S	Opponent	Score	RPI	S	Opponent	Score		RPI	S	Opponent	Score
5	H	Notre Dame	48 76	42	A	Nebraska	55 66	55	A	Missouri St.	60 70		101	A	Wichita St.	58 65
				46	A	Kansas	59 73	55	H	Missouri St.	55 63		101	H	Wichita St.	61 59
								63	H	Bowling Green	49 47		124	N	Colorado	49 52
								80	A	Illinois St.	66 79		132	H	UNI	65 50
								80	H	Illinois St.	68 59		138	A	Indiana St.	64 62
								95	H	North Carolina St.	74 67		138	H	Indiana St.	63 48
								100	H	South Dakota	53 56		149	H	Bradley	72 68
													163	H	Drake	44 47
													232	A	Wyoming	66 50
													236	A	North Dakota	72 54
													246	A	North Dakota St.	71 51
													254	A	Southern Ill.	80 64
													254	H	Southern Ill.	66 59
													285	A	Evansville	45 48
													285	H	Evansville	65 33
													300	A	UTSA	54 53
LAST 12 Division I GAMES:																
138	H	Indiana St.	63 48	149	H	Bradley	72 68									
80	H	Illinois St.	68 59	132	H	UNI	65 50									
254	A	Southern Ill.	80 64	80	A	Illinois St.	66 79									
285	A	Evansville	45 48	138	A	Indiana St.	64 62									
55	H	Missouri St.	55 63	254	H	Southern Ill.	66 59									
101	H	Wichita St.	61 59	285	H	Evansville	65 33									

Non-Div I Games:

Creighton

Loss, Non-Conf, S Site, H Home A Away N Neutral

Average RPI Win:	279	WON-LOST	WINNING	LAST 12	STRENGTH OF	OPP. STRENGTH	TEAM	ADJ.	CONF.	ADJ CONF.
Average RPI Loss:	139	RECORD	PCT. RANK	GAMES	SCHEDULE	OF SCHEDULE	RPI	RPI	RPI	RPI
DIV. I ONLY	4- 19	323	2- 10	134	157	273	273	20	20	
DIV. I NON-CONF.	2- 12	313	0- 3	146	117	284	284	18	18	
TOTALS	RPI 1-25	RPI 26-50	W-L RECORDS	RPI 51-100	RPI 101-150	RPI 150+				
4- 19	0- 2	0- 2	OVERALL	0- 2	0- 4	4- 9				
0- 10	0- 1	0- 1	HOME	0- 1	0- 2	0- 5				
3- 8	0- 1	0- 1	AWAY	0- 0	0- 2	3- 4				
1- 1	0- 0	0- 0	NEUTRAL	0- 1	0- 0	1- 0				
2- 12	0- 2	0- 1	NON-CONFERENCE	0- 2	0- 1	2- 6				
0- 5	0- 1	0- 0	HOME	0- 1	0- 0	0- 3				
1- 6	0- 1	0- 1	AWAY	0- 0	0- 1	1- 3				
1- 1	0- 0	0- 0	NEUTRAL	0- 1	0- 0	1- 0				
2- 7	0- 0	0- 1	CONFERENCE	0- 0	0- 3	2- 3				
0- 5	0- 0	0- 1	HOME	0- 0	0- 2	0- 2				
2- 2	0- 0	0- 0	AWAY	0- 0	0- 1	2- 1				
0- 0	0- 0	0- 0	NEUTRAL	0- 0	0- 0	0- 0				

RPI S	Opponent	Score	RPI S	Opponent	Score	RPI S	Opponent	Score	RPI S	Opponent	Score	Team's RPI: 273
11	A Kansas St.	20 54	27	A California	39 80	62	N Saint Joseph's	48 85	102	A Providence	48 63	
21	H Georgetown	38 77	28	H Princeton	41 72	81	H Hartford	42 60	114	A Yale	48 66	
									114	H Yale	65 89	
									140	H Harvard	63 71	
									151	H La Salle	47 60	
									161	A Holy Cross	63 65	
									187	H New Hampshire	53 58	
									201	A Brown	57 52	
									201	H Brown	50 74	
									222	H Bryant	45 63	
									240	H Penn	63 73	
									249	A Cornell	45 49	
									250	A Long Beach St.	52 66	
									271	A Vermont	72 62	
									287	A Longwood	76 86	
									308	N Colgate	56 50	
									337	A Columbia	59 44	
LAST 12 Division I GAMES:												
201	A Brown	57 52	114	H Yale	65 89							
114	A Yale	48 66	201	H Brown	50 74							
240	H Penn	63 73	287	A Longwood	76 86							
28	H Princeton	41 72	140	H Harvard	63 71							
249	A Cornell	45 49	161	A Holy Cross	63 65							
337	A Columbia	59 44	21	H Georgetown	38 77							

Non-Div I Games:

Dartmouth

■ Loss,
■ Non-Conf, S Site,
■ Home
■ Away
N Neutral

Davidson

Average RPI Win: 221	WON-LOST	WINNING	LAST 12	STRENGTH OF	OPP. STRENGTH	TEAM	ADJ.	CONF.	ADJ CONF.
Average RPI Loss: 140	RECORD	PCT. RANK	GAMES	SCHEDULE	OF SCHEDULE	RPI	RPI	RPI	RPI
DIV. I ONLY	19- 7	53	10- 2	224	204	86	86	14	14
DIV. I NON-CONF.	4- 5	201	0- 0	215	185	178	178	19	19

TOTALS	RPI 1-25	RPI 26-50	W-L RECORDS	RPI 51-100	RPI 101-150	RPI 150+
19- 7	0- 0	0- 1	OVERALL	3- 2	0- 2	16- 2
11- 1	0- 0	0- 0	HOME	2- 0	0- 1	9- 0
8- 6	0- 0	0- 1	AWAY	1- 2	0- 1	7- 2
0- 0	0- 0	0- 0	NEUTRAL	0- 0	0- 0	0- 0
4- 5	0- 0	0- 1	NON-CONFERENCE	0- 2	0- 1	4- 1
3- 0	0- 0	0- 0	HOME	0- 0	0- 0	3- 0
1- 5	0- 0	0- 1	AWAY	0- 2	0- 1	1- 1
0- 0	0- 0	0- 0	NEUTRAL	0- 0	0- 0	0- 0
15- 2	0- 0	0- 0	CONFERENCE	3- 0	0- 1	12- 1
8- 1	0- 0	0- 0	HOME	2- 0	0- 1	6- 0
7- 1	0- 0	0- 0	AWAY	1- 0	0- 0	6- 1
0- 0	0- 0	0- 0	NEUTRAL	0- 0	0- 0	0- 0

RPI S	Opponent	Score	RPI S	Opponent	Score	RPI S	Opponent	Score	RPI S	Opponent	Score
			28 A	Princeton	44 53	71 A	Duquesne	53 84	134 H	Samford	65 73
						72 H	Chattanooga	56 52	150 A	High Point	69 82
						89 A	Wake Forest	66 68	183 A	Elon	78 51
						93 A	Appalachian St.	55 52	183 H	Elon	75 66
						93 H	Appalachian St.	61 54	186 A	Furman	61 50
									186 H	Furman	78 57
									198 A	Radford	81 68
									210 H	Winthrop	80 65
									228 A	Clemson	62 72
									241 A	Western Caro.	64 46
									241 H	Western Caro.	58 45
									263 A	Col. of Charleston	46 23
									263 H	Col. of Charleston	56 39
									283 A	Wofford	59 63
									284 A	UNC Greensboro	58 49
									284 H	UNC Greensboro	71 52
									286 A	Ga. Southern	69 62
									286 H	Ga. Southern	72 48
									324 H	Mercer	75 60
									325 H	Gardner-Webb	67 46
LAST 12 Division I GAMES:											
			93 H	Appalachian St.	61 54	186 H	Furman	78 57			
			284 A	UNC Greensboro	58 49	72 H	Chattanooga	56 52			
			183 A	Elon	78 51	134 H	Samford	65 73			
			284 H	UNC Greensboro	71 52	93 A	Appalachian St.	55 52			
			286 A	Ga. Southern	69 62	241 H	Western Caro.	58 45			
			263 A	Col. of Charleston	46 23	283 A	Wofford	59 63			

Non-Div I Games:

Davidson

■ Loss,
■ Non-Conf, S Site,
■ Home
■ Away
N Neutral

Average RPI Win: 170

Average RPI Loss: 46

WON-LOST

WINNING

LAST 12

STRENGTH OF

OPP. STRENGTH

TEAM

ADJ.

CONF.

ADJ CONF.

RECORD

PCT. RANK

GAMES

SCHEDULE

OF SCHEDULE

RPI

RPI

RPI

RPI

DIV. I ONLY

18- 6

38

10- 2

89

82

43

43

9

9

DIV. I NON-CONF.

8- 4

88

0- 0

46

34

38

38

9

9

TOTALS

RPI 1-25

RPI 26-50

W-L RECORDS

RPI 51-100

RPI 101-150

RPI 150+

18- 6

0- 2

1- 1

OVERALL

4- 3

2- 0

11- 0

7- 2

0- 1

1- 0

HOME

1- 1

2- 0

3- 0

6- 3

0- 1

0- 0

AWAY

1- 2

0- 0

5- 0

5- 1

0- 0

0- 1

NEUTRAL

2- 0

0- 0

3- 0

8- 4

0- 1

0- 1

NON-CONFERENCE

3- 2

1- 0

4- 0

3- 0

0- 0

0- 0

HOME

1- 0

1- 0

1- 0

0- 3

0- 1

0- 0

AWAY

0- 2

0- 0

0- 0

5- 1

0- 0

0- 1

NEUTRAL

2- 0

0- 0

3- 0

10- 2

0- 1

1- 0

CONFERENCE

1- 1

1- 0

7- 0

4- 2

0- 1

1- 0

HOME

0- 1

1- 0

2- 0

6- 0

0- 0

0- 0

AWAY

1- 0

0- 0

5- 0

0- 0

0- 0

0- 0

NEUTRAL

0- 0

0- 0

0- 0

RPI 1-25

RPI 26-50

Team's RPI: 43

RPI 51-100

RPI 101+

RPI	S	Opponent	Score
2	A	Connecticut	38 78
16	H	St. Bonaventure	55 56

RPI	S	Opponent	Score
29	N	Gonzaga	76 82
47	H	Richmond	81 78

RPI	S	Opponent	Score
59	H	Temple	57 61
62	A	Saint Joseph's	65 51
63	H	Bowling Green	69 38
82	A	Toledo	51 61
88	A	Cincinnati	64 75
91	N	South Fla.	73 63
97	N	Illinois	80 66

RPI	S	Opponent	Score
119	H	Charlotte	91 68
144	H	Wright St.	77 69
151	A	La Salle	58 49
182	A	Xavier	74 65
194	H	Boston College	69 60
209	N	Buffalo	94 74
216	A	Fordham	62 37
220	N	Fairleigh Dickinson	84 48
223	A	George Washington	74 56
229	N	Binghamton	60 50
238	A	Massachusetts	80 55
256	H	Saint Louis	72 54
316	H	Rhode Island	97 46

LAST 12 Division I GAMES:

256	H	Saint Louis	72 54	47	H	Richmond	81 78
151	A	La Salle	58 49	216	A	Fordham	62 37
16	H	St. Bonaventure	55 56	238	A	Massachusetts	80 55
119	H	Charlotte	91 68	59	H	Temple	57 61
182	A	Xavier	74 65	62	A	Saint Joseph's	65 51
223	A	George Washington	74 56	316	H	Rhode Island	97 46

Dayton

Dayton

Non-Div I Games:

Dayton

■ Loss,
 ■ Non-Conf, S Site,
 ■ Home
 ■ Away
 N Neutral

Average RPI Win: 116	WON-LOST	WINNING	LAST 12	STRENGTH OF	OPP. STRENGTH	TEAM	ADJ.	CONF.	ADJ CONF.
Average RPI Loss: 46	RECORD	PCT. RANK	GAMES	SCHEDULE	OF SCHEDULE	RPI	RPI	RPI	RPI
DIV. I ONLY	20- 7	42	7- 5	20	21	14	14	2	2
DIV. I NON-CONF.	12- 2	21	0- 0	31	72	14	14	2	2
TOTALS	RPI 1-25	RPI 26-50	W-L RECORDS	RPI 51-100	RPI 101-150	RPI 150+			
20- 7	3- 4	3- 0	OVERALL	4- 1	2- 2	8- 0			
12- 1	2- 1	1- 0	HOME	2- 0	2- 0	5- 0			
7- 4	1- 2	2- 0	AWAY	2- 1	0- 1	2- 0			
1- 2	0- 1	0- 0	NEUTRAL	0- 0	0- 1	1- 0			
12- 2	0- 1	1- 0	NON-CONFERENCE	4- 0	1- 1	6- 0			
7- 0	0- 0	0- 0	HOME	2- 0	1- 0	4- 0			
4- 0	0- 0	1- 0	AWAY	2- 0	0- 0	1- 0			
1- 2	0- 1	0- 0	NEUTRAL	0- 0	0- 1	1- 0			
8- 5	3- 3	2- 0	CONFERENCE	0- 1	1- 1	2- 0			
5- 1	2- 1	1- 0	HOME	0- 0	1- 0	1- 0			
3- 4	1- 2	1- 0	AWAY	0- 1	0- 1	1- 0			
0- 0	0- 0	0- 0	NEUTRAL	0- 0	0- 0	0- 0			

RPI	S	Opponent	Score	RPI	S	Opponent	Score	RPI	S	Opponent	Score	RPI	S	Opponent	Score
2	H	Connecticut	44 88	28	A	Princeton	78 67	54	H	Arizona St.	73 55	102	A	Providence	52 60
4	N	Tennessee	61 84	32	H	Villanova	79 73	57	H	St. Mary's (CA)	96 68	103	N	San Diego St.	74 82
5	A	Notre Dame	70 90	40	A	West Virginia	77 63	80	A	Illinois St.	73 54	126	H	Marquette	71 59
13	A	Rutgers	64 65					91	A	South Fla.	63 66	134	H	Samford	86 57
17	H	St. John's (NY)	69 52					92	A	Northwestern	88 72	170	A	Seton Hall	71 59
20	H	Louisville	86 61									174	H	SIU Edwardsville	75 65
21	A	Georgetown	59 50									175	N	Portland	99 64
												179	H	Pittsburgh	86 83
												181	H	Northern Ill.	65 46
												234	H	Loyola Chicago	70 65
												247	A	Hawaii	90 65
												254	H	Southern Ill.	93 67
LAST 12 Division I GAMES:															
40	A	West Virginia	77 63	13	A	Rutgers	64 65								
126	H	Marquette	71 59	2	H	Connecticut	44 88								
32	H	Villanova	79 73	91	A	South Fla.	63 66								
5	A	Notre Dame	70 90	179	H	Pittsburgh	86 83								
20	H	Louisville	86 61	102	A	Providence	52 60								
170	A	Seton Hall	71 59	21	A	Georgetown	59 50								

Non-Div I Games:

DePaul

■ Loss,
 ■ Non-Conf, S Site,
 ■ Home
 ■ Away
 N Neutral

Delaware

Average RPI Win:	116	WON-LOST	WINNING	LAST 12	STRENGTH OF	OPP. STRENGTH	TEAM	ADJ.	CONF.	ADJ CONF.
Average RPI Loss:	8	RECORD	PCT. RANK	GAMES	SCHEDULE	OF SCHEDULE	RPI	RPI	RPI	RPI
DIV. I ONLY	24- 1	2	12- 0	34	49	7	7	7	7	7
DIV. I NON-CONF.	9- 1	16	0- 0	22	4	6	6	7	7	7

TOTALS	RPI 1-25	RPI 26-50	W-L RECORDS	RPI 51-100	RPI 101-150	RPI 150+
24- 1	2- 1	3- 0	OVERALL	10- 0	2- 0	7- 0
10- 0	1- 0	0- 0	HOME	5- 0	1- 0	3- 0
13- 1	1- 1	3- 0	AWAY	5- 0	1- 0	3- 0
1- 0	0- 0	0- 0	NEUTRAL	0- 0	0- 0	1- 0
9- 1	2- 1	2- 0	NON-CONFERENCE	1- 0	2- 0	2- 0
3- 0	1- 0	0- 0	HOME	0- 0	1- 0	1- 0
5- 1	1- 1	2- 0	AWAY	1- 0	1- 0	0- 0
1- 0	0- 0	0- 0	NEUTRAL	0- 0	0- 0	1- 0
15- 0	0- 0	1- 0	CONFERENCE	9- 0	0- 0	5- 0
7- 0	0- 0	0- 0	HOME	5- 0	0- 0	2- 0
8- 0	0- 0	1- 0	AWAY	4- 0	0- 0	3- 0
0- 0	0- 0	0- 0	NEUTRAL	0- 0	0- 0	0- 0

RPI S	Opponent	Score	RPI S	Opponent	Score	RPI S	Opponent	Score	RPI S	Opponent	Score
8	A Maryland	76 85	28	A Princeton	81 70	53	A Hofstra	89 79	102	A Providence	68 47
16	A St. Bonaventure	61 49	32	A Villanova	64 56	53	H Hofstra	84 66	114	H Yale	77 45
24	H Penn St.	80 71	35	A James Madison	72 65	74	A Towson	65 46	188	H Old Dominion	76 63
						74	H Towson	74 51	191	A George Mason	66 54
						84	A UNC Wilmington	62 53	204	H William & Mary	73 57
						84	H UNC Wilmington	69 37	231	A Northeastern	70 54
						89	A Wake Forest	70 57	241	A Georgia St.	94 56
						90	A Drexel	40 39	261	N East Carolina	60 40
						90	H Drexel	60 49	316	H Rhode Island	89 53
						99	H VCU	68 49			
LAST 12 Division I GAMES:											
90	A Drexel	40 39	35	A James Madison	72 65						
53	A Hofstra	89 79	53	H Hofstra	84 66						
241	A Georgia St.	94 56	90	H Drexel	60 49						
188	H Old Dominion	76 63	74	A Towson	65 46						
99	H VCU	68 49	231	A Northeastern	70 54						
84	A UNC Wilmington	62 53	84	H UNC Wilmington	69 37						

Non-Div I Games:

Delaware

Loss, Non-Conf, S Site, H Home A Away N Neutral

Average RPI Win:	317	WON-LOST	WINNING	LAST 12	STRENGTH OF	OPP. STRENGTH	TEAM	ADJ.	CONF.	ADJ CONF.
Average RPI Loss:	184	RECORD	PCT. RANK	GAMES	SCHEDULE	OF SCHEDULE	RPI	RPI	RPI	RPI
DIV. I ONLY	3- 20	328	2- 10	267	289	328	328	28	28	
DIV. I NON-CONF.	1- 10	329	0- 2	187	225	320	320	25	25	
TOTALS	RPI 1-25	RPI 26-50	W-L RECORDS	RPI 51-100	RPI 101-150	RPI 150+				
3- 20	0- 1	0- 0	OVERALL	0- 4	0- 4	3- 11				
1- 8	0- 0	0- 0	HOME	0- 2	0- 1	1- 5				
2- 10	0- 1	0- 0	AWAY	0- 2	0- 2	2- 5				
0- 2	0- 0	0- 0	NEUTRAL	0- 0	0- 1	0- 1				
1- 10	0- 1	0- 0	NON-CONFERENCE	0- 2	0- 2	1- 5				
1- 3	0- 0	0- 0	HOME	0- 1	0- 0	1- 2				
0- 5	0- 1	0- 0	AWAY	0- 1	0- 1	0- 2				
0- 2	0- 0	0- 0	NEUTRAL	0- 0	0- 1	0- 1				
2- 10	0- 0	0- 0	CONFERENCE	0- 2	0- 2	2- 6				
0- 5	0- 0	0- 0	HOME	0- 1	0- 1	0- 3				
2- 5	0- 0	0- 0	AWAY	0- 1	0- 1	2- 3				
0- 0	0- 0	0- 0	NEUTRAL	0- 0	0- 0	0- 0				

RPI S	Opponent	Score	RPI S	Opponent	Score	RPI S	Opponent	Score	RPI S	Opponent	Score	Team's RPI: 328
8	A Maryland	33 108				64	A Texas	35 89	143	A Coppin St.	58 76	
						67	A Howard	49 59	144	A Wright St.	53 57	
						74	H Towson	59 70	146	H Florida A&M	65 84	
						78	H Hampton	33 72	147	N FIU	57 73	
									169	N Robert Morris	67 75	
									215	A Md.-East. Shore	32 60	
									215	H Md.-East. Shore	56 69	
									216	H Fordham	48 63	
									261	A East Carolina	47 54	
									272	A N.C. A&T	49 57	
									274	A North Florida	61 72	
									276	A Norfolk St.	73 78	
									276	H Norfolk St.	66 84	
									279	A Morgan St.	67 53	
									318	H Bethune-Cookman	50 52	
									320	H NJIT	49 65	
									330	H St. Francis (NY)	73 66	
									341	A N.C. Central	66 55	
LAST 12 Division I GAMES:												
276	A Norfolk St.	73 78	341	A N.C. Central	66 55							
279	A Morgan St.	67 53	146	H Florida A&M	65 84							
143	A Coppin St.	58 76	318	H Bethune-Cookman	50 52							
78	H Hampton	33 72	215	H Md.-East. Shore	56 69							
276	H Norfolk St.	66 84	216	H Fordham	48 63							
272	A N.C. A&T	49 57	64	A Texas	35 89							

Non-Div I Games: Wilmington (DE) 80 32 Wesley 85 53

Delaware St.

■ Loss,
 ■ Non-Conf,
 ■ S Site,
 ■ Home
 ■ A Away
 N Neutral

Denver				Through Games Of Sunday, February 19, 2012						
Average RPI Win:	218	WON-LOST	WINNING	LAST 12	STRENGTH OF	OPP. STRENGTH	TEAM	ADJ.	CONF.	ADJ CONF.
Average RPI Loss:	131	RECORD	PCT. RANK	GAMES	SCHEDULE	OF SCHEDULE	RPI	RPI	RPI	RPI
DIV. I ONLY	18- 11	105	8- 4	197	143	128	128	16	16	
DIV. I NON-CONF.	8- 6	128	0- 0	114	159	110	110	15	15	

TOTALS	RPI 1-25	RPI 26-50	W-L RECORDS	RPI 51-100	RPI 101-150	RPI 150+				
18- 11	0- 1	0- 1	OVERALL	0- 1	4- 4	14- 4				
11- 2	0- 0	0- 1	HOME	0- 0	2- 1	9- 0				
7- 7	0- 1	0- 0	AWAY	0- 1	2- 2	5- 3				
0- 2	0- 0	0- 0	NEUTRAL	0- 0	0- 1	0- 1				
8- 6	0- 1	0- 0	NON-CONFERENCE	0- 1	3- 2	5- 2				
6- 0	0- 0	0- 0	HOME	0- 0	2- 0	4- 0				
2- 4	0- 1	0- 0	AWAY	0- 1	1- 1	1- 1				
0- 2	0- 0	0- 0	NEUTRAL	0- 0	0- 1	0- 1				
10- 5	0- 0	0- 1	CONFERENCE	0- 0	1- 2	9- 2				
5- 2	0- 0	0- 1	HOME	0- 0	0- 1	5- 0				
5- 3	0- 0	0- 0	AWAY	0- 0	1- 1	4- 2				
0- 0	0- 0	0- 0	NEUTRAL	0- 0	0- 0	0- 0				

D
e
n
v
e
r

RPI 1-25				RPI 26-50				RPI 51-100				RPI 101+ Team's RPI: 128			
RPI	S	Opponent	Score	RPI	S	Opponent	Score	RPI	S	Opponent	Score	RPI	S	Opponent	Score
23	A	Vanderbilt	56 77	38	H	Middle Tenn.	63 75	56	A	UTEP	49 80	121	H	Oregon	89 65
												124	A	Colorado	36 71
												125	H	Minnesota	72 63
												133	A	Northern Colo.	66 57
												135	A	UALR	60 50
												135	H	UALR	51 53
												139	N	UC Davis	51 60
												147	A	FIU	42 58
												158	A	Fla. Atlantic	50 51
												166	H	Montana	53 52
												172	A	South Ala.	51 57
												176	H	Colorado St.	64 61
												185	A	North Texas	50 44
												197	N	Portland St.	66 70
												221	H	Western Ky.	69 62
												224	A	La.-Monroe	52 49
												224	H	La.-Monroe	57 53
												227	A	Arkansas St.	58 49
												227	H	Arkansas St.	73 61
												232	H	Wyoming	74 49
												247	A	Hawaii	64 78
												255	H	Loyola Marymount	71 55
												310	A	La.-Lafayette	76 39
												310	H	La.-Lafayette	71 47
												314	A	Air Force	54 52
												338	H	Troy	73 51

LAST 12 Division I GAMES:															
				224	H	La.-Monroe	57 53					135	A	UALR	60 50
				310	H	La.-Lafayette	71 47					227	H	Arkansas St.	73 61
				147	A	FIU	42 58					185	A	North Texas	50 44
				158	A	Fla. Atlantic	50 51					224	A	La.-Monroe	52 49
				38	H	Middle Tenn.	63 75					221	H	Western Ky.	69 62
				310	A	La.-Lafayette	76 39					172	A	South Ala.	51 57

Non-Div I Games:

Denver

Loss, Non-Conf, S Site, H Home A Away N Neutral

Average RPI Win:	208	WON-LOST	WINNING	LAST 12	STRENGTH OF	OPP. STRENGTH	TEAM	ADJ.	CONF.	ADJ CONF.
Average RPI Loss:	120	RECORD	PCT. RANK	GAMES	SCHEDULE	OF SCHEDULE	RPI	RPI	RPI	RPI
DIV. I ONLY	14- 12	145	8- 4	103	150	129	129	13	13	
DIV. I NON-CONF.	4- 8	240	0- 0	128	98	202	202	16	16	
TOTALS	RPI 1-25	RPI 26-50	W-L RECORDS	RPI 51-100	RPI 101-150	RPI 150+				
14- 12	1- 1	0- 1	OVERALL	1- 4	2- 4	10- 2				
8- 3	0- 1	0- 1	HOME	1- 1	2- 0	5- 0				
6- 6	1- 0	0- 0	AWAY	0- 1	0- 3	5- 2				
0- 3	0- 0	0- 0	NEUTRAL	0- 2	0- 1	0- 0				
4- 8	0- 0	0- 1	NON-CONFERENCE	1- 4	0- 2	3- 1				
2- 2	0- 0	0- 1	HOME	1- 1	0- 0	1- 0				
2- 3	0- 0	0- 0	AWAY	0- 1	0- 1	2- 1				
0- 3	0- 0	0- 0	NEUTRAL	0- 2	0- 1	0- 0				
10- 4	1- 1	0- 0	CONFERENCE	0- 0	2- 2	7- 1				
6- 1	0- 1	0- 0	HOME	0- 0	2- 0	4- 0				
4- 3	1- 0	0- 0	AWAY	0- 0	0- 2	3- 1				
0- 0	0- 0	0- 0	NEUTRAL	0- 0	0- 0	0- 0				

RPI 1-25				RPI 26-50				RPI 51-100				RPI 101+ Team's RPI: 129			
RPI	S	Opponent	Score	RPI	S	Opponent	Score	RPI	S	Opponent	Score	RPI	S	Opponent	Score
25	A	Green Bay	70 58	37	H	Michigan	51 61	63	H	Bowling Green	49 57	116	N	Utah	55 64
25	H	Green Bay	59 68					67	N	Howard	58 60	138	A	Indiana St.	62 64
								68	A	Michigan St.	41 64	144	A	Wright St.	82 91
								69	H	Eastern Mich.	70 69	144	H	Wright St.	75 64
								90	N	Drexel	56 61	145	A	Ill.-Chicago	59 66
												145	H	Ill.-Chicago	62 57
												202	H	Butler	72 60
												230	A	Milwaukee	62 48
												230	H	Milwaukee	71 48
												234	A	Loyola Chicago	76 66
												234	H	Loyola Chicago	83 59
												244	A	Youngstown St.	67 80
												258	A	Ball St.	87 68
												268	A	Cleveland St.	50 43
												275	H	Valparaiso	68 52
												291	H	IPFW	90 60
												300	A	UTSA	55 59
												305	A	Western Mich.	73 64
LAST 12 Division I GAMES:															
144	A	Wright St.	82 91	244	A	Youngstown St.	67 80								
230	A	Milwaukee	62 48	144	H	Wright St.	75 64								
25	A	Green Bay	70 58	25	H	Green Bay	59 68								
145	H	Ill.-Chicago	62 57	230	H	Milwaukee	71 48								
234	H	Loyola Chicago	83 59	234	A	Loyola Chicago	76 66								
268	A	Cleveland St.	50 43	145	A	Ill.-Chicago	59 66								

Non-Div I Games:

Detroit

■ Loss,
 ■ Non-Conf,
 ■ S Site,
 ■ H Home
 ■ A Away
 N Neutral

Average RPI Win:	207	WON-LOST	WINNING	LAST 12	STRENGTH OF	OPP. STRENGTH	TEAM	ADJ.	CONF.	ADJ CONF.
Average RPI Loss:	91	RECORD	PCT. RANK	GAMES	SCHEDULE	OF SCHEDULE	RPI	RPI	RPI	RPI
DIV. I ONLY	13- 13	167	6- 6	153	91	163	163	10	10	
DIV. I NON-CONF.	6- 5	139	0- 0	178	56	150	150	10	10	
TOTALS	RPI 1-25	RPI 26-50	W-L RECORDS	RPI 51-100	RPI 101-150	RPI 150+				
13- 13	0- 0	0- 3	OVERALL	1- 5	4- 4	8- 1				
8- 5	0- 0	0- 1	HOME	0- 2	2- 2	6- 0				
5- 6	0- 0	0- 1	AWAY	1- 2	2- 2	2- 1				
0- 2	0- 0	0- 1	NEUTRAL	0- 1	0- 0	0- 0				
6- 5	0- 0	0- 3	NON-CONFERENCE	0- 1	1- 1	5- 0				
4- 1	0- 0	0- 1	HOME	0- 0	0- 0	4- 0				
2- 2	0- 0	0- 1	AWAY	0- 0	1- 1	1- 0				
0- 2	0- 0	0- 1	NEUTRAL	0- 1	0- 0	0- 0				
7- 8	0- 0	0- 0	CONFERENCE	1- 4	3- 3	3- 1				
4- 4	0- 0	0- 0	HOME	0- 2	2- 2	2- 0				
3- 4	0- 0	0- 0	AWAY	1- 2	1- 1	1- 1				
0- 0	0- 0	0- 0	NEUTRAL	0- 0	0- 0	0- 0				

RPI S	Opponent	Score	RPI S	Opponent	Score	RPI S	Opponent	Score	RPI S	Opponent	Score	Team's RPI: 163
39	H Iowa St.	64 71	53	N Hofstra	60 70	101	A Wichita St.	41 63				
41	A Iowa	46 71	55	A Missouri St.	46 78	101	H Wichita St.	56 74				
44	N Marist	47 50	55	H Missouri St.	66 69	132	H UNI	77 82				
			80	A Illinois St.	67 71	138	A Indiana St.	67 59				
			80	H Illinois St.	51 66	138	H Indiana St.	60 43				
			96	A Creighton	47 44	141	A Wisconsin	65 54				
						145	A Ill.-Chicago	48 61				
						149	H Bradley	77 62				
						230	H Milwaukee	63 51				
						234	H Loyola Chicago	65 50				
						236	H North Dakota	74 60				
						246	H North Dakota St.	57 49				
						254	A Southern Ill.	59 63				
						254	H Southern Ill.	73 59				
						256	A Saint Louis	62 60				
						285	A Evansville	55 51				
						285	H Evansville	67 53				
LAST 12 Division I GAMES:												
80	H Illinois St.	51 66	132	H UNI	77 82							
138	H Indiana St.	60 43	149	H Bradley	77 62							
285	A Evansville	55 51	138	A Indiana St.	67 59							
254	A Southern Ill.	59 63	80	A Illinois St.	67 71							
101	H Wichita St.	56 74	285	H Evansville	67 53							
55	H Missouri St.	66 69	254	H Southern Ill.	73 59							

Drake

Drake

Non-Div I Games:

Drake

■ Loss,
 ■ Non-Conf,
 ■ S Site,
 ■ H Home
 ■ A Away
 N Neutral

Average RPI Win:	157	WON-LOST	WINNING	LAST 12	STRENGTH OF	OPP. STRENGTH	TEAM	ADJ.	CONF.	ADJ CONF.
Average RPI Loss:	84	RECORD	PCT. RANK	GAMES	SCHEDULE	OF SCHEDULE	RPI	RPI	RPI	RPI
DIV. I ONLY	13- 12	160	7- 5	52	70	90	90	7	7	
DIV. I NON-CONF.	4- 6	212	0- 0	88	50	157	157	7	7	
TOTALS	RPI 1-25	RPI 26-50	W-L RECORDS	RPI 51-100	RPI 101-150	RPI 150+				
13- 12	0- 2	1- 3	OVERALL	3- 3	1- 1	8- 3				
4- 7	0- 1	0- 3	HOME	1- 1	0- 1	3- 1				
8- 5	0- 1	1- 0	AWAY	2- 2	0- 0	5- 2				
1- 0	0- 0	0- 0	NEUTRAL	0- 0	1- 0	0- 0				
4- 6	0- 0	0- 2	NON-CONFERENCE	0- 1	1- 1	3- 2				
1- 3	0- 0	0- 2	HOME	0- 0	0- 1	1- 0				
2- 3	0- 0	0- 0	AWAY	0- 1	0- 0	2- 2				
1- 0	0- 0	0- 0	NEUTRAL	0- 0	1- 0	0- 0				
9- 6	0- 2	1- 1	CONFERENCE	3- 2	0- 0	5- 1				
3- 4	0- 1	0- 1	HOME	1- 1	0- 0	2- 1				
6- 2	0- 1	1- 0	AWAY	2- 1	0- 0	3- 0				
0- 0	0- 0	0- 0	NEUTRAL	0- 0	0- 0	0- 0				

RPI 1-25				RPI 26-50				RPI 51-100				RPI 101+			
RPI	S	Opponent	Score	RPI	S	Opponent	Score	RPI	S	Opponent	Score	RPI	S	Opponent	Score
7	A	Delaware	49 60	28	H	Princeton	51 63	53	A	Hofstra	65 76	129	N	Detroit	61 56
7	H	Delaware	39 40	33	H	South Carolina	58 62	53	H	Hofstra	61 68	131	H	LIU Brooklyn	52 60
				35	A	James Madison	60 43	62	A	Saint Joseph's	50 59	151	H	La Salle	72 59
				35	H	James Madison	51 56	74	H	Towson	66 38	170	A	Seton Hall	64 77
								84	A	UNC Wilmington	58 43	179	A	Pittsburgh	71 50
								99	A	VCU	47 41	188	A	Old Dominion	53 45
												191	H	George Mason	51 56
												195	A	Akron	67 60
												204	A	William & Mary	78 59
												231	A	Northeastern	63 41
												231	H	Northeastern	66 39
												240	A	Penn	65 67
												241	H	Georgia St.	65 38
LAST 12 Division I GAMES:															
7	H	Delaware	39 40	53	H	Hofstra	61 68								
188	A	Old Dominion	53 45	99	A	VCU	47 41								
204	A	William & Mary	78 59	7	A	Delaware	49 60								
35	H	James Madison	51 56	231	H	Northeastern	66 39								
231	A	Northeastern	63 41	241	H	Georgia St.	65 38								
191	H	George Mason	51 56	35	A	James Madison	60 43								

Non-Div I Games:

Drexel

Average RPI Win:	126	WON-LOST	WINNING	LAST 12	STRENGTH OF	OPP. STRENGTH	TEAM	ADJ.	CONF.	ADJ CONF.
Average RPI Loss:	7	RECORD	PCT. RANK	GAMES	SCHEDULE	OF SCHEDULE	RPI	RPI	RPI	RPI
DIV. I ONLY	22- 4	14	10- 2	39	15	10	10	6	6	
DIV. I NON-CONF.	9- 3	61	0- 1	34	10	22	22	6	6	
TOTALS	RPI 1-25	RPI 26-50	W-L RECORDS	RPI 51-100	RPI 101-150	RPI 150+				
22- 4	2- 4	2- 0	OVERALL	9- 0	1- 0	8- 0				
12- 1	1- 1	1- 0	HOME	6- 0	1- 0	3- 0				
9- 2	1- 2	1- 0	AWAY	3- 0	0- 0	4- 0				
1- 1	0- 1	0- 0	NEUTRAL	0- 0	0- 0	1- 0				
9- 3	0- 3	2- 0	NON-CONFERENCE	2- 0	1- 0	4- 0				
5- 1	0- 1	1- 0	HOME	1- 0	1- 0	2- 0				
3- 1	0- 1	1- 0	AWAY	1- 0	0- 0	1- 0				
1- 1	0- 1	0- 0	NEUTRAL	0- 0	0- 0	1- 0				
13- 1	2- 1	0- 0	CONFERENCE	7- 0	0- 0	4- 0				
7- 0	1- 0	0- 0	HOME	5- 0	0- 0	1- 0				
6- 1	1- 1	0- 0	AWAY	2- 0	0- 0	3- 0				
0- 0	0- 0	0- 0	NEUTRAL	0- 0	0- 0	0- 0				

RPI	S	Opponent	Score	RPI	S	Opponent	Score	RPI	S	Opponent	Score	RPI	S	Opponent	Score
2	H	Connecticut	45 61	30	H	Purdue	64 53	51	H	Virginia	77 66	115	H	Auburn	73 50
5	N	Notre Dame	54 56	45	A	BYU	61 55	59	A	Temple	65 54	179	H	Pittsburgh	92 43
8	A	Maryland	61 63					75	A	Florida St.	67 57	194	A	Boston College	71 62
8	H	Maryland	80 72					75	H	Florida St.	73 66	200	A	Virginia Tech	61 34
12	A	Kentucky	65 72					79	H	North Carolina	96 56	200	H	Virginia Tech	67 45
15	A	Georgia Tech	79 62					84	H	UNC Wilmington	107 45	221	A	Western Ky.	80 54
								89	A	Wake Forest	76 58	228	A	Clemson	81 37
								89	H	Wake Forest	75 43	309	H	S.C. Upstate	93 35
								95	H	North Carolina St.	83 59	325	N	Gardner-Webb	97 31
LAST 12 Division I GAMES:															
8	A	Maryland	61 63	2	H	Connecticut	45 61								
200	H	Virginia Tech	67 45	228	A	Clemson	81 37								
75	A	Florida St.	67 57	8	H	Maryland	80 72								
194	A	Boston College	71 62	15	A	Georgia Tech	79 62								
79	H	North Carolina	96 56	200	A	Virginia Tech	61 34								
89	H	Wake Forest	75 43	75	H	Florida St.	73 66								

Non-Div I Games:

Duke

Average RPI Win:	195	WON-LOST	WINNING	LAST 12	STRENGTH OF	OPP. STRENGTH	TEAM	ADJ.	CONF.	ADJ CONF.
Average RPI Loss:	89	RECORD	PCT. RANK	GAMES	SCHEDULE	OF SCHEDULE	RPI	RPI	RPI	RPI
DIV. I ONLY	19- 8	63	7- 5	138	105	71	71	9	9	
DIV. I NON-CONF.	12- 3	43	0- 0	138	149	45	45	9	9	
TOTALS	RPI 1-25	RPI 26-50	W-L RECORDS	RPI 51-100	RPI 101-150	RPI 150+				
19- 8	0- 2	1- 2	OVERALL	2- 2	1- 0	15- 2				
13- 1	0- 1	1- 0	HOME	2- 0	1- 0	9- 0				
5- 7	0- 1	0- 2	AWAY	0- 2	0- 0	5- 2				
1- 0	0- 0	0- 0	NEUTRAL	0- 0	0- 0	1- 0				
12- 3	0- 0	1- 2	NON-CONFERENCE	2- 0	0- 0	9- 1				
8- 0	0- 0	1- 0	HOME	2- 0	0- 0	5- 0				
3- 3	0- 0	0- 2	AWAY	0- 0	0- 0	3- 1				
1- 0	0- 0	0- 0	NEUTRAL	0- 0	0- 0	1- 0				
7- 5	0- 2	0- 0	CONFERENCE	0- 2	1- 0	6- 1				
5- 1	0- 1	0- 0	HOME	0- 0	1- 0	4- 0				
2- 4	0- 1	0- 0	AWAY	0- 2	0- 0	2- 1				
0- 0	0- 0	0- 0	NEUTRAL	0- 0	0- 0	0- 0				

RPI S	Opponent	Score	RPI S	Opponent	Score	RPI S	Opponent	Score	RPI S	Opponent	Score
16 A	St. Bonaventure	53 61	34 A	Florida	49 62	59 A	Temple	64 67	119 H	Charlotte	81 53
16 H	St. Bonaventure	53 58	35 A	James Madison	49 56	62 A	Saint Joseph's	51 72	151 H	La Salle	82 52
			40 H	West Virginia	61 55	86 H	Davidson	84 53	164 A	Saint Francis (PA)	74 70
						98 H	Miami (OH)	64 63	169 H	Robert Morris	66 63
									179 A	Pittsburgh	70 57
									182 H	Xavier	68 49
									195 H	Akron	77 70
									209 H	Buffalo	90 46
									216 A	Fordham	56 50
									223 H	George Washington	76 50
									236 A	North Dakota	80 86
									238 H	Massachusetts	76 62
									246 A	North Dakota St.	74 66
									256 A	Saint Louis	55 56
									260 H	Ohio	83 60
									302 H	Morehead St.	86 53
									316 A	Rhode Island	63 42
									317 N	Maine	76 38
LAST 12 Division I GAMES:											
151 H	La Salle	82 52	62 A	Saint Joseph's	51 72						
216 A	Fordham	56 50	238 H	Massachusetts	76 62						
119 H	Charlotte	81 53	223 H	George Washington	76 50						
316 A	Rhode Island	63 42	59 A	Temple	64 67						
256 A	Saint Louis	55 56	182 H	Xavier	68 49						
16 H	St. Bonaventure	53 58	16 A	St. Bonaventure	53 61						

Non-Div I Games:

Duquesne

■ Loss,
 ■ Non-Conf,
 S Site,
 ■ Home
 ■ Away
 N Neutral

East Carolina

Through Games Of Sunday, February 19, 2012

Average RPI Win: 238	WON-LOST	WINNING	LAST 12	STRENGTH OF	OPP. STRENGTH	TEAM	ADJ.	CONF.	ADJ CONF.
Average RPI Loss: 132	RECORD	PCT. RANK	GAMES	SCHEDULE	OF SCHEDULE	RPI	RPI	RPI	RPI
DIV. I ONLY	6- 18	296	2- 10	82	176	261	261	11	11
DIV. I NON-CONF.	4- 7	229	0- 0	124	217	232	232	12	12
TOTALS	RPI 1-25	RPI 26-50	W-L RECORDS	RPI 51-100	RPI 101-150	RPI 150+			
6- 18	0- 1	0- 0	OVERALL	0- 8	0- 2	6- 7			
5- 5	0- 0	0- 0	HOME	0- 4	0- 1	5- 0			
0- 10	0- 0	0- 0	AWAY	0- 3	0- 1	0- 6			
1- 3	0- 1	0- 0	NEUTRAL	0- 1	0- 0	1- 1			
4- 7	0- 1	0- 0	NON-CONFERENCE	0- 4	0- 0	4- 2			
3- 1	0- 0	0- 0	HOME	0- 1	0- 0	3- 0			
0- 3	0- 0	0- 0	AWAY	0- 2	0- 0	0- 1			
1- 3	0- 1	0- 0	NEUTRAL	0- 1	0- 0	1- 1			
2- 11	0- 0	0- 0	CONFERENCE	0- 4	0- 2	2- 5			
2- 4	0- 0	0- 0	HOME	0- 3	0- 1	2- 0			
0- 7	0- 0	0- 0	AWAY	0- 1	0- 1	0- 5			
0- 0	0- 0	0- 0	NEUTRAL	0- 0	0- 0	0- 0			

RPI S	Opponent	Score	RPI S	Opponent	Score	RPI S	Opponent	Score	RPI S	Opponent	Score	Team's RPI: 261
7 N	Delaware	40 60				52 H	Tulane	49 63	104 A	UAB	47 58	
						56 H	UTEP	56 66	104 H	UAB	39 44	
						78 A	Hampton	48 76	154 H	Marshall	61 57	
						79 N	North Carolina	61 65	162 A	UCF	53 59	
						84 A	UNC Wilmington	53 64	165 H	Monmouth	75 52	
						85 A	Memphis	59 62	183 H	Elon	60 46	
						85 H	Memphis	56 69	184 A	Tulsa	70 75	
						99 H	VCU	49 62	193 A	Rice	44 66	
									212 A	SMU	44 68	
									217 A	Southern Miss.	57 67	
									263 A	Col. of Charleston	43 58	
									277 N	Jacksonville	70 64	
									306 N	Lafayette	57 64	
									319 H	Houston	83 77	
									328 H	Delaware St.	54 47	
LAST 12 Division I GAMES:												
184 A	Tulsa	70 75	85 H	Memphis	56 69							
319 H	Houston	83 77	193 A	Rice	44 66							
154 H	Marshall	61 57	212 A	SMU	44 68							
104 A	UAB	47 58	56 H	UTEP	56 66							
217 A	Southern Miss.	57 67	85 A	Memphis	59 62							
52 H	Tulane	49 63	104 H	UAB	39 44							

Non-Div I Games: St. Andrews 109 30 Virginia Intermont 82 33

East Carolina

Loss, Non-Conf, S Site, H Home A Away N Neutral

Average RPI Win:	311	WON-LOST	WINNING	LAST 12	STRENGTH OF	OPP. STRENGTH	TEAM	ADJ.	CONF.	ADJ CONF.
Average RPI Loss:	165	RECORD	PCT. RANK	GAMES	SCHEDULE	OF SCHEDULE	RPI	RPI	RPI	RPI
DIV. I ONLY	7- 20	287	3- 9	166	330	289	289	30	30	
DIV. I NON-CONF.	1- 10	329	0- 1	5	248	215	215	30	30	
TOTALS	RPI 1-25	RPI 26-50	W-L RECORDS	RPI 51-100	RPI 101-150	RPI 150+				
7- 20	0- 0	0- 3	OVERALL	0- 5	0- 2	7- 10				
5- 7	0- 0	0- 2	HOME	0- 1	0- 0	5- 4				
2- 11	0- 0	0- 1	AWAY	0- 3	0- 1	2- 5				
0- 2	0- 0	0- 0	NEUTRAL	0- 0	0- 1	0- 1				
1- 10	0- 0	0- 3	NON-CONFERENCE	0- 4	0- 1	1- 2				
1- 4	0- 0	0- 2	HOME	0- 1	0- 0	1- 1				
0- 4	0- 0	0- 1	AWAY	0- 3	0- 0	0- 0				
0- 2	0- 0	0- 0	NEUTRAL	0- 0	0- 1	0- 1				
6- 10	0- 0	0- 0	CONFERENCE	0- 1	0- 1	6- 8				
4- 3	0- 0	0- 0	HOME	0- 0	0- 0	4- 3				
2- 7	0- 0	0- 0	AWAY	0- 1	0- 1	2- 5				
0- 0	0- 0	0- 0	NEUTRAL	0- 0	0- 0	0- 0				

RPI S	Opponent	Score	RPI S	Opponent	Score	RPI S	Opponent	Score	RPI S	Opponent	Score	Team's RPI: 289
26	H LSU	68 71	55	A Missouri St.	70 81	104	N UAB	47 59				
38	H Middle Tenn.	63 78	66	A Fla. Gulf Coast	60 88	113	A Stetson	60 68				
47	A Richmond	39 66	72	H Chattanooga	80 88	189	N Manhattan	53 86				
			79	A North Carolina	77 93	243	H Tennessee Tech	76 87				
			93	A Appalachian St.	65 89	251	A Kennesaw St.	68 78				
						251	H Kennesaw St.	77 61				
						253	A Belmont	44 49				
						253	H Belmont	75 88				
						274	A North Florida	67 70				
						274	H North Florida	69 74				
						277	A Jacksonville	44 70				
						277	H Jacksonville	82 88				
						302	H Morehead St.	68 57				
						309	A S.C. Upstate	68 74				
						309	H S.C. Upstate	67 64				
						324	A Mercer	75 59				
						324	H Mercer	72 46				
						335	A Lipscomb	59 39				
						335	H Lipscomb	89 52				
LAST 12 Division I GAMES:												
253	A Belmont	44 49	309	A S.C. Upstate	68 74							
335	A Lipscomb	59 39	26	H LSU	68 71							
274	H North Florida	69 74	335	H Lipscomb	89 52							
277	H Jacksonville	82 88	253	H Belmont	75 88							
251	A Kennesaw St.	68 78	277	A Jacksonville	44 70							
324	A Mercer	75 59	274	A North Florida	67 70							

Non-Div I Games:

East Tenn. St.

■ Loss,
 ■ Non-Conf,
 ■ S Site,
 ■ Home
 ■ A Away
 N Neutral

Average RPI Win: 239	WON-LOST	WINNING	LAST 12	STRENGTH OF	OPP. STRENGTH	TEAM	ADJ.	CONF.	ADJ CONF.
Average RPI Loss: 180	RECORD	PCT. RANK	GAMES	SCHEDULE	OF SCHEDULE	RPI	RPI	RPI	RPI
DIV. I ONLY	20- 6	28	10- 2	302	292	111	111	31	31
DIV. I NON-CONF.	8- 4	88	0- 0	280	147	108	108	32	32
TOTALS	RPI 1-25	RPI 26-50	W-L RECORDS	RPI 51-100	RPI 101-150	RPI 150+			
20- 6	0- 0	0- 0	OVERALL	1- 0	3- 3	16- 3			
11- 1	0- 0	0- 0	HOME	1- 0	2- 0	8- 1			
9- 5	0- 0	0- 0	AWAY	0- 0	1- 3	8- 2			
0- 0	0- 0	0- 0	NEUTRAL	0- 0	0- 0	0- 0			
8- 4	0- 0	0- 0	NON-CONFERENCE	1- 0	2- 2	5- 2			
4- 0	0- 0	0- 0	HOME	1- 0	1- 0	2- 0			
4- 4	0- 0	0- 0	AWAY	0- 0	1- 2	3- 2			
0- 0	0- 0	0- 0	NEUTRAL	0- 0	0- 0	0- 0			
12- 2	0- 0	0- 0	CONFERENCE	0- 0	1- 1	11- 1			
7- 1	0- 0	0- 0	HOME	0- 0	1- 0	6- 1			
5- 1	0- 0	0- 0	AWAY	0- 0	0- 1	5- 0			
0- 0	0- 0	0- 0	NEUTRAL	0- 0	0- 0	0- 0			

RPI 1-25			RPI 26-50			RPI 51-100			RPI 101+			Team's RPI: 111
RPI	S	Opponent	Score	RPI	S	Opponent	Score	RPI	S	Opponent	Score	
						80 H Illinois St.	83 69			106 A Missouri	54 56	
										112 A UT Martin	86 94	
										112 H UT Martin	70 63	
										138 H Indiana St.	75 60	
										145 A Ill.-Chicago	50 66	
										149 A Bradley	59 58	
										174 A SIU Edwardsville	73 70	
										174 H SIU Edwardsville	54 59	
										181 H Northern Ill.	72 62	
										182 A Xavier	60 54	
										239 H Western Ill.	88 55	
										243 A Tennessee Tech	52 51	
										257 A IUPUI	64 49	
										266 H Eastern Ky.	64 51	
										270 A Sacramento St.	85 89	
										275 A Valparaiso	50 53	
										278 H Austin Peay	80 46	
										281 A San Jose St.	93 71	
										287 H Tennessee St.	88 73	
										302 H Morehead St.	78 58	
										311 A Murray St.	80 63	
										311 H Murray St.	76 51	
										321 A Southeast Mo. St.	73 46	
										321 H Southeast Mo. St.	74 48	
										340 A Jacksonville St.	71 55	
LAST 12 Division I GAMES:												
						174 H SIU Edwardsville	54 59			311 A Murray St.	80 63	
						243 A Tennessee Tech	52 51			340 A Jacksonville St.	71 55	
						112 A UT Martin	86 94			287 H Tennessee St.	88 73	
						266 H Eastern Ky.	64 51			278 H Austin Peay	80 46	
						302 H Morehead St.	78 58			112 H UT Martin	70 63	
						321 H Southeast Mo. St.	74 48			321 A Southeast Mo. St.	73 46	

Non-Div I Games: Oakland City 93 32

Eastern Ill.

Average RPI Win:	300	WON-LOST	WINNING	LAST 12	STRENGTH OF	OPP. STRENGTH	TEAM	ADJ.	CONF.	ADJ CONF.
Average RPI Loss:	180	RECORD	PCT. RANK	GAMES	SCHEDULE	OF SCHEDULE	RPI	RPI	RPI	RPI
DIV. I ONLY	11- 13	196	6- 6	329	306	266	266	31	31	
DIV. I NON-CONF.	4- 6	212	1- 0	287	224	260	260	32	32	
TOTALS	RPI 1-25	RPI 26-50	W-L RECORDS	RPI 51-100	RPI 101-150	RPI 150+				
11- 13	0- 1	0- 0	OVERALL	0- 2	0- 2	11- 8				
5- 4	0- 1	0- 0	HOME	0- 0	0- 1	5- 2				
5- 7	0- 0	0- 0	AWAY	0- 1	0- 1	5- 5				
1- 2	0- 0	0- 0	NEUTRAL	0- 1	0- 0	1- 1				
4- 6	0- 1	0- 0	NON-CONFERENCE	0- 2	0- 0	4- 3				
2- 1	0- 1	0- 0	HOME	0- 0	0- 0	2- 0				
1- 3	0- 0	0- 0	AWAY	0- 1	0- 0	1- 2				
1- 2	0- 0	0- 0	NEUTRAL	0- 1	0- 0	1- 1				
7- 7	0- 0	0- 0	CONFERENCE	0- 0	0- 2	7- 5				
3- 3	0- 0	0- 0	HOME	0- 0	0- 1	3- 2				
4- 4	0- 0	0- 0	AWAY	0- 0	0- 1	4- 3				
0- 0	0- 0	0- 0	NEUTRAL	0- 0	0- 0	0- 0				

RPI 1-25				RPI 26-50				RPI 51-100				RPI 101+ Team's RPI: 266			
RPI	S	Opponent	Score	RPI	S	Opponent	Score	RPI	S	Opponent	Score	RPI	S	Opponent	Score
20	H	Louisville	53 77					93	N	Appalachian St.	62 64	111	A	Eastern Ill.	51 64
								98	A	Miami (OH)	55 60	112	H	UT Martin	61 84
												174	A	SIU Edwardsville	53 64
												182	A	Xavier	61 66
												196	N	Campbell	52 64
												243	A	Tennessee Tech	51 66
												243	H	Tennessee Tech	67 82
												253	H	Belmont	60 46
												278	A	Austin Peay	61 59
												278	H	Austin Peay	63 66
												285	A	Evansville	56 63
												287	A	Tennessee St.	73 66
												287	H	Longwood	80 62
												287	H	Tennessee St.	79 59
												302	A	Morehead St.	58 68
												302	H	Morehead St.	78 68
												305	A	Western Mich.	71 60
												311	A	Murray St.	62 61
												321	H	Southeast Mo. St.	52 37
												332	N	Chicago St.	67 56
												340	A	Jacksonville St.	80 76
LAST 12 Division I GAMES:															
243	A	Tennessee Tech	51 66	287	H	Longwood	80 62								
302	H	Morehead St.	78 68	112	H	UT Martin	61 84								
111	A	Eastern Ill.	51 64	278	A	Austin Peay	61 59								
174	A	SIU Edwardsville	53 64	302	A	Morehead St.	58 68								
287	A	Tennessee St.	73 66	311	A	Murray St.	62 61								
243	H	Tennessee Tech	67 82	321	H	Southeast Mo. St.	52 37								

Non-Div I Games: Ky. Christian 97 61

Eastern Ky.

■ Loss,
 ■ Non-Conf,
 ■ S Site,
 ■ Home
 ■ A Away
 N Neutral

Average RPI Win:	207	WON-LOST	WINNING	LAST 12	STRENGTH OF	OPP. STRENGTH	TEAM	ADJ.	CONF.	ADJ CONF.
Average RPI Loss:	120	RECORD	PCT. RANK	GAMES	SCHEDULE	OF SCHEDULE	RPI	RPI	RPI	RPI
DIV. I ONLY	18- 7	58	11- 1	163	141	69	69	12	12	
DIV. I NON-CONF.	7- 5	122	0- 0	110	148	86	86	13	13	
TOTALS	RPI 1-25	RPI 26-50	W-L RECORDS	RPI 51-100	RPI 101-150	RPI 150+				
18- 7	0- 1	1- 0	OVERALL	2- 2	0- 2	15- 2				
8- 1	0- 0	1- 0	HOME	1- 0	0- 0	6- 1				
9- 6	0- 1	0- 0	AWAY	1- 2	0- 2	8- 1				
1- 0	0- 0	0- 0	NEUTRAL	0- 0	0- 0	1- 0				
7- 5	0- 1	1- 0	NON-CONFERENCE	0- 1	0- 2	6- 1				
2- 1	0- 0	1- 0	HOME	0- 0	0- 0	1- 1				
4- 4	0- 1	0- 0	AWAY	0- 1	0- 2	4- 0				
1- 0	0- 0	0- 0	NEUTRAL	0- 0	0- 0	1- 0				
11- 2	0- 0	0- 0	CONFERENCE	2- 1	0- 0	9- 1				
6- 0	0- 0	0- 0	HOME	1- 0	0- 0	5- 0				
5- 2	0- 0	0- 0	AWAY	1- 1	0- 0	4- 1				
0- 0	0- 0	0- 0	NEUTRAL	0- 0	0- 0	0- 0				

RPI 1-25				RPI 26-50				RPI 51-100 Team's RPI: 69				RPI 101+			
RPI	S	Opponent	Score	RPI	S	Opponent	Score	RPI	S	Opponent	Score	RPI	S	Opponent	Score
25	A	Green Bay	53 84	37	H	Michigan	77 64	63	A	Bowling Green	54 70	129	A	Detroit	69 70
								68	A	Michigan St.	59 60	142	A	Seattle	72 75
								82	A	Toledo	70 66	152	H	UMKC	68 70
								98	H	Miami (OH)	77 66	171	H	Central Mich.	73 60
												181	A	Northern Ill.	77 57
												181	H	Northern Ill.	64 52
												195	H	Akron	91 46
												206	A	Canisius	65 53
												209	A	Buffalo	72 54
												231	A	Northeastern	83 53
												232	H	Wyoming	65 43
												234	A	Loyola Chicago	63 55
												249	A	Cornell	54 52
												256	N	Saint Louis	66 55
												258	A	Ball St.	51 54
												260	A	Ohio	63 53
												296	H	Kent St.	83 47
												305	A	Western Mich.	83 56
												305	H	Western Mich.	84 59
LAST 12 Division I GAMES:															
181	A	Northern Ill.	77 57	209	A	Buffalo	72 54								
305	A	Western Mich.	83 56	63	A	Bowling Green	54 70								
296	H	Kent St.	83 47	171	H	Central Mich.	73 60								
98	H	Miami (OH)	77 66	305	H	Western Mich.	84 59								
260	A	Ohio	63 53	82	A	Toledo	70 66								
195	H	Akron	91 46	181	H	Northern Ill.	64 52								

Non-Div I Games: Marygrove 110 31

Eastern Mich.

Average RPI Win:	230	WON-LOST	WINNING	LAST 12	STRENGTH OF	OPP. STRENGTH	TEAM	ADJ.	CONF.	ADJ CONF.
Average RPI Loss:	104	RECORD	PCT. RANK	GAMES	SCHEDULE	OF SCHEDULE	RPI	RPI	RPI	RPI
DIV. I ONLY	14- 10	117	9- 3	152	147	137	137	18	18	
DIV. I NON-CONF.	4- 7	229	0- 0	38	89	152	152	17	17	
TOTALS	RPI 1-25	RPI 26-50	W-L RECORDS	RPI 51-100	RPI 101-150	RPI 150+				
14- 10	0- 0	0- 2	OVERALL	1- 3	2- 3	11- 2				
6- 5	0- 0	0- 0	HOME	1- 2	1- 1	4- 2				
7- 5	0- 0	0- 2	AWAY	0- 1	1- 2	6- 0				
1- 0	0- 0	0- 0	NEUTRAL	0- 0	0- 0	1- 0				
4- 7	0- 0	0- 2	NON-CONFERENCE	1- 3	0- 1	3- 1				
2- 3	0- 0	0- 0	HOME	1- 2	0- 0	1- 1				
1- 4	0- 0	0- 2	AWAY	0- 1	0- 1	1- 0				
1- 0	0- 0	0- 0	NEUTRAL	0- 0	0- 0	1- 0				
10- 3	0- 0	0- 0	CONFERENCE	0- 0	2- 2	8- 1				
4- 2	0- 0	0- 0	HOME	0- 0	1- 1	3- 1				
6- 1	0- 0	0- 0	AWAY	0- 0	1- 1	5- 0				
0- 0	0- 0	0- 0	NEUTRAL	0- 0	0- 0	0- 0				

RPI S	Opponent	Score	RPI S	Opponent	Score	RPI S	Opponent	Score	RPI S	Opponent	Score	Team's RPI: 137
29	A Gonzaga	69 75	53	H Hofstra	69 90	118	A Pacific	60 69				
45	A BYU	58 77	54	A Arizona St.	43 74	130	A Montana St.	66 52				
			61	H Oregon St.	60 74	130	H Montana St.	79 73				
			83	H San Diego	68 57	133	A Northern Colo.	49 56				
						133	H Northern Colo.	53 56				
						166	A Montana	67 57				
						166	H Montana	46 53				
						175	A Portland	76 60				
						197	A Portland St.	75 67				
						227	N Arkansas St.	72 51				
						252	H Boise St.	63 72				
						270	A Sacramento St.	90 84				
						270	H Sacramento St.	78 62				
						299	H Idaho	76 61				
						301	A Northern Ariz.	74 56				
						301	H Northern Ariz.	84 58				
						333	A Weber St.	72 60				
						333	H Weber St.	78 45				
LAST 12 Division I GAMES:												
133	A Northern Colo.	49 56	197	A Portland St.	75 67							
333	H Weber St.	78 45	133	H Northern Colo.	53 56							
270	A Sacramento St.	90 84	270	H Sacramento St.	78 62							
301	H Northern Ariz.	84 58	301	A Northern Ariz.	74 56							
130	A Montana St.	66 52	333	A Weber St.	72 60							
166	A Montana	67 57	166	H Montana	46 53							

Non-Div I Games: Eastern Ore. 68 55 Corban 89 54

Eastern Wash.

Average RPI Win:	252	WON-LOST	WINNING	LAST 12	STRENGTH OF	OPP. STRENGTH	TEAM	ADJ.	CONF.	ADJ CONF.
Average RPI Loss:	127	RECORD	PCT. RANK	GAMES	SCHEDULE	OF SCHEDULE	RPI	RPI	RPI	RPI
DIV. I ONLY	11- 13	196	7- 5	179	212	183	183	14	14	
DIV. I NON-CONF.	2- 5	266	0- 0	296	152	301	301	19	19	
TOTALS	RPI 1-25	RPI 26-50	W-L RECORDS	RPI 51-100	RPI 101-150	RPI 150+				
11- 13	0- 0	0- 1	OVERALL	0- 6	1- 2	10- 4				
6- 3	0- 0	0- 0	HOME	0- 3	1- 0	5- 0				
4- 8	0- 0	0- 1	AWAY	0- 3	0- 2	4- 2				
1- 2	0- 0	0- 0	NEUTRAL	0- 0	0- 0	1- 2				
2- 5	0- 0	0- 1	NON-CONFERENCE	0- 0	0- 1	2- 3				
1- 0	0- 0	0- 0	HOME	0- 0	0- 0	1- 0				
0- 3	0- 0	0- 1	AWAY	0- 0	0- 1	0- 1				
1- 2	0- 0	0- 0	NEUTRAL	0- 0	0- 0	1- 2				
9- 8	0- 0	0- 0	CONFERENCE	0- 6	1- 1	8- 1				
5- 3	0- 0	0- 0	HOME	0- 3	1- 0	4- 0				
4- 5	0- 0	0- 0	AWAY	0- 3	0- 1	4- 1				
0- 0	0- 0	0- 0	NEUTRAL	0- 0	0- 0	0- 0				

RPI 1-25				RPI 26-50				RPI 51-100				RPI 101+ Team's RPI: 183			
RPI	S	Opponent	Score	RPI	S	Opponent	Score	RPI	S	Opponent	Score	RPI	S	Opponent	Score
				40	A	West Virginia	36 84	72	A	Chattanooga	65 80	119	A	Charlotte	58 89
								72	H	Chattanooga	46 59	134	A	Samford	53 67
								86	A	Davidson	66 75	134	H	Samford	69 44
								86	H	Davidson	51 78	169	N	Robert Morris	65 69
								93	A	Appalachian St.	68 84	186	A	Furman	60 75
								93	H	Appalachian St.	58 72	186	H	Furman	76 58
												196	H	Campbell	89 88
												238	N	Massachusetts	56 76
												241	A	Western Caro.	51 45
												261	A	East Carolina	46 60
												263	H	Col. of Charleston	51 46
												283	A	Wofford	74 68
												284	A	UNC Greensboro	69 50
												284	H	UNC Greensboro	57 43
												286	A	Ga. Southern	83 53
												286	H	Ga. Southern	61 60
												334	N	Wagner	60 57
LAST 12 Division I GAMES:															
				286	A	Ga. Southern	83 53	134	A	Samford	53 67				
				93	A	Appalachian St.	68 84	284	H	UNC Greensboro	57 43				
				86	H	Davidson	51 78	241	A	Western Caro.	51 45				
				284	A	UNC Greensboro	69 50	263	H	Col. of Charleston	51 46				
				186	H	Furman	76 58	286	H	Ga. Southern	61 60				
				72	A	Chattanooga	65 80	93	H	Appalachian St.	58 72				

Non-Div I Games: Virginia Intermont 105 53 Virginia Union 70 46

Elon

Average RPI Win: 232	WON-LOST	WINNING	LAST 12	STRENGTH OF	OPP. STRENGTH	TEAM	ADJ.	CONF.	ADJ CONF.
Average RPI Loss: 139	RECORD	PCT. RANK	GAMES	SCHEDULE	OF SCHEDULE	RPI	RPI	RPI	RPI
DIV. I ONLY	5- 21	308	2- 10	110	181	285	285	10	10
DIV. I NON-CONF.	3- 8	269	0- 0	216	332	299	299	10	10
TOTALS	RPI 1-25	RPI 26-50	W-L RECORDS	RPI 51-100	RPI 101-150	RPI 150+			
5- 21	0- 0	0- 0	OVERALL	1- 6	1- 8	3- 7			
4- 7	0- 0	0- 0	HOME	1- 1	1- 2	2- 4			
0- 13	0- 0	0- 0	AWAY	0- 5	0- 6	0- 2			
1- 1	0- 0	0- 0	NEUTRAL	0- 0	0- 0	1- 1			
3- 8	0- 0	0- 0	NON-CONFERENCE	0- 2	0- 2	3- 4			
2- 2	0- 0	0- 0	HOME	0- 0	0- 0	2- 2			
0- 5	0- 0	0- 0	AWAY	0- 2	0- 2	0- 1			
1- 1	0- 0	0- 0	NEUTRAL	0- 0	0- 0	1- 1			
2- 13	0- 0	0- 0	CONFERENCE	1- 4	1- 6	0- 3			
2- 5	0- 0	0- 0	HOME	1- 1	1- 2	0- 2			
0- 8	0- 0	0- 0	AWAY	0- 3	0- 4	0- 1			
0- 0	0- 0	0- 0	NEUTRAL	0- 0	0- 0	0- 0			

RPI S	Opponent	Score	RPI S	Opponent	Score	RPI S	Opponent	Score	RPI S	Opponent	Score	Team's RPI: 285
						55	A Missouri St.	62 76	101	A Wichita St.	43 69	
						55	H Missouri St.	49 74	101	H Wichita St.	51 57	
						63	A Bowling Green	54 71	106	A Missouri	51 74	
						80	A Illinois St.	49 62	112	A UT Martin	69 78	
						88	A Cincinnati	34 64	132	A UNI	53 58	
						96	A Creighton	33 65	132	H UNI	51 61	
						96	H Creighton	48 45	138	A Indiana St.	54 73	
									149	A Bradley	64 82	
									149	H Bradley	71 59	
									154	H Marshall	48 60	
									163	A Drake	53 67	
									163	H Drake	51 55	
									201	N Brown	47 55	
									254	H Southern Ill.	60 74	
									258	H Ball St.	50 55	
									266	H Eastern Ky.	63 56	
									311	A Murray St.	61 76	
									311	H Murray St.	78 48	
									338	N Troy	59 49	
LAST 12 Division I GAMES:												
101	A	Wichita St.	43	69	254	H	Southern Ill.	60	74			
55	A	Missouri St.	62	76	55	H	Missouri St.	49	74			
163	H	Drake	51	55	101	H	Wichita St.	51	57			
96	H	Creighton	48	45	163	A	Drake	53	67			
132	A	UNI	53	58	96	A	Creighton	33	65			
149	A	Bradley	64	82	149	H	Bradley	71	59			

Non-Div I Games:

Evansville

Average RPI Win: 225		WON-LOST	WINNING	LAST 12	STRENGTH OF	OPP. STRENGTH	TEAM	ADJ.	CONF.	ADJ CONF.
Average RPI Loss: 125		RECORD	PCT. RANK	GAMES	SCHEDULE	OF SCHEDULE	RPI	RPI	RPI	RPI
DIV. I ONLY		17- 9	86	8- 4	240	165	147	147	16	16
DIV. I NON-CONF.		9- 3	61	0- 0	248	227	125	125	15	15
TOTALS	RPI 1-25		RPI 26-50		W-L RECORDS		RPI 51-100		RPI 101-150	RPI 150+
17- 9	0- 1		0- 2		OVERALL		1- 1		3- 1	13- 4
10- 4	0- 1		0- 1		HOME		1- 1		3- 0	6- 1
5- 5	0- 0		0- 1		AWAY		0- 0		0- 1	5- 3
2- 0	0- 0		0- 0		NEUTRAL		0- 0		0- 0	2- 0
9- 3	0- 1		0- 0		NON-CONFERENCE		1- 1		2- 0	6- 1
6- 2	0- 1		0- 0		HOME		1- 1		2- 0	3- 0
1- 1	0- 0		0- 0		AWAY		0- 0		0- 0	1- 1
2- 0	0- 0		0- 0		NEUTRAL		0- 0		0- 0	2- 0
8- 6	0- 0		0- 2		CONFERENCE		0- 0		1- 1	7- 3
4- 2	0- 0		0- 1		HOME		0- 0		1- 0	3- 1
4- 4	0- 0		0- 1		AWAY		0- 0		0- 1	4- 2
0- 0	0- 0		0- 0		NEUTRAL		0- 0		0- 0	0- 0

RPI 1-25					
RPI	S	Opponent	Score		
8	H	Maryland	52	84	
RPI 26-50					
RPI	S	Opponent	Score		
38	A	Middle Tenn.	53	58	
38	H	Middle Tenn.	60	74	
RPI 51-100					
RPI	S	Opponent	Score		
66	H	Fla. Gulf Coast	72	80	
87	H	Albany (NY)	69	56	
RPI 101+					
RPI	S	Opponent	Team's RPI: Score		
115	H	Auburn	64	55	
128	H	Denver	58	42	
135	A	UALR	58	63	
146	H	Florida A&M	79	64	
158	A	Fla. Atlantic	49	51	
158	H	Fla. Atlantic	49	50	
162	A	UCF	61	46	
172	A	South Ala.	50	48	
185	H	North Texas	68	65	
221	A	Western Ky.	48	65	
221	H	Western Ky.	60	56	
224	H	La.-Monroe	65	55	
227	A	Arkansas St.	52	45	
277	H	Jacksonville	63	37	
279	H	Morgan St.	77	60	
292	H	CSU Bakersfield	82	59	
300	A	UTSA	54	61	
310	A	La.-Lafayette	78	48	
328	N	Delaware St.	73	57	
338	A	Troy	65	41	
340	N	Jacksonville St.	79	52	
LAST 12 Division I GAMES:					
227	A	Arkansas St.	52	45	
135	A	UALR	58	63	
128	H	Denver	58	42	
185	H	North Texas	68	65	
158	A	Fla. Atlantic	49	51	
338	A	Troy	65	41	
221	H	Western Ky.	60	56	
158	H	Fla. Atlantic	49	50	
172	A	South Ala.	50	48	
310	A	La.-Lafayette	78	48	
38	H	Middle Tenn.	60	74	
224	H	La.-Monroe	65	55	

Non-Div I Games: Lynn

68 30

FIU

Loss, Non-Conf, S Site, H Home A Away N Neutral

Fairfield

Through Games Of Sunday, February 19, 2012

Average RPI Win:	248	WON-LOST	WINNING	LAST 12	STRENGTH OF	OPP. STRENGTH	TEAM	ADJ.	CONF.	ADJ CONF.
Average RPI Loss:	99	RECORD	PCT. RANK	GAMES	SCHEDULE	OF SCHEDULE	RPI	RPI	RPI	RPI
DIV. I ONLY	20- 7	42	9- 3	294	168	109	109	22	22	
DIV. I NON-CONF.	7- 4	98	0- 0	303	107	146	146	21	21	
TOTALS	RPI 1-25	RPI 26-50	W-L RECORDS	RPI 51-100	RPI 101-150	RPI 150+				
20- 7	0- 1	0- 3	OVERALL	0- 0	1- 1	19- 2				
10- 1	0- 0	0- 1	HOME	0- 0	1- 0	9- 0				
9- 5	0- 1	0- 2	AWAY	0- 0	0- 0	9- 2				
1- 1	0- 0	0- 0	NEUTRAL	0- 0	0- 1	1- 0				
7- 4	0- 1	0- 1	NON-CONFERENCE	0- 0	1- 1	6- 1				
3- 0	0- 0	0- 0	HOME	0- 0	1- 0	2- 0				
3- 3	0- 1	0- 1	AWAY	0- 0	0- 0	3- 1				
1- 1	0- 0	0- 0	NEUTRAL	0- 0	0- 1	1- 0				
13- 3	0- 0	0- 2	CONFERENCE	0- 0	0- 0	13- 1				
7- 1	0- 0	0- 1	HOME	0- 0	0- 0	7- 0				
6- 2	0- 0	0- 1	AWAY	0- 0	0- 0	6- 1				
0- 0	0- 0	0- 0	NEUTRAL	0- 0	0- 0	0- 0				

RPI 1-25				RPI 26-50				RPI 51-100				RPI 101+ Team's RPI: 109			
RPI	S	Opponent	Score	RPI	S	Opponent	Score	RPI	S	Opponent	Score	RPI	S	Opponent	Score
2	A	Connecticut	40 93	44	A	Marist	54 60					102	N	Providence	43 75
				44	H	Marist	47 59					118	H	Pacific	56 47
				49	A	Quinnipiac	55 64					151	A	La Salle	55 52
												180	A	Loyola Maryland	48 55
												189	A	Manhattan	63 59
												189	H	Manhattan	58 49
												201	A	Brown	63 55
												206	A	Canisius	63 51
												206	H	Canisius	55 43
												235	A	Iona	78 64
												235	H	Iona	62 58
												237	A	Niagara	56 50
												237	H	Niagara	57 46
												267	H	Rider	51 35
												269	A	Siena	68 49
												269	H	Siena	52 48
												271	A	Vermont	48 65
												315	H	Stony Brook	42 34
												316	N	Rhode Island	66 56
												322	A	Saint Peter's	59 47
												322	H	Saint Peter's	61 44
												330	A	St. Francis (NY)	53 30
												337	H	Columbia	54 44
LAST 12 Division I GAMES:															
206	A	Canisius	63 51	235	A	Iona	78 64								
237	A	Niagara	56 50	189	H	Manhattan	58 49								
180	A	Loyola Maryland	48 55	237	H	Niagara	57 46								
44	A	Marist	54 60	269	A	Siena	68 49								
322	H	Saint Peter's	61 44	206	H	Canisius	55 43								
267	H	Rider	51 35	44	H	Marist	47 59								

Non-Div I Games:

Fairfield

■ Loss,
■ Non-Conf, S Site,
■ Home
■ Away
N Neutral

Average RPI Win:	246	WON-LOST	WINNING	LAST 12	STRENGTH OF	OPP. STRENGTH	TEAM	ADJ.	CONF.	ADJ CONF.
Average RPI Loss:	152	RECORD	PCT. RANK	GAMES	SCHEDULE	OF SCHEDULE	RPI	RPI	RPI	RPI
DIV. I ONLY	12- 15	201	6- 6	241	198	220	220	17	17	
DIV. I NON-CONF.	5- 7	208	0- 0	294	173	263	263	22	22	
TOTALS	RPI 1-25	RPI 26-50	W-L RECORDS	RPI 51-100	RPI 101-150	RPI 150+				
12- 15	0- 1	1- 1	OVERALL	0- 2	1- 1	10- 10				
6- 6	0- 0	1- 0	HOME	0- 2	0- 1	5- 3				
5- 8	0- 0	0- 0	AWAY	0- 0	1- 0	4- 7				
1- 1	0- 0	0- 1	NEUTRAL	0- 0	0- 0	1- 0				
5- 7	0- 1	0- 1	NON-CONFERENCE	0- 1	0- 1	5- 3				
3- 2	0- 0	0- 0	HOME	0- 1	0- 1	3- 0				
1- 4	0- 1	0- 0	AWAY	0- 0	0- 0	1- 3				
1- 1	0- 0	0- 1	NEUTRAL	0- 0	0- 0	1- 0				
7- 8	0- 0	1- 0	CONFERENCE	0- 1	1- 0	5- 7				
3- 4	0- 0	1- 0	HOME	0- 1	0- 0	2- 3				
4- 4	0- 0	0- 0	AWAY	0- 0	1- 0	3- 4				
0- 0	0- 0	0- 0	NEUTRAL	0- 0	0- 0	0- 0				

RPI 1-25				RPI 26-50				RPI 51-100				RPI 101+ Team's RPI: 220			
RPI	S	Opponent	Score	RPI	S	Opponent	Score	RPI	S	Opponent	Score	RPI	S	Opponent	Score
2	A	Connecticut	28 74	43	N	Dayton	48 84	67	H	Howard	56 66	114	H	Yale	51 80
				49	H	Quinnipiac	74 65	76	H	Sacred Heart	47 62	131	A	LIU Brooklyn	71 65
												164	A	Saint Francis (PA)	56 69
												164	H	Saint Francis (PA)	58 60
												165	A	Monmouth	72 64
												165	H	Monmouth	60 64
												169	A	Robert Morris	50 79
												169	H	Robert Morris	49 73
												194	A	Boston College	57 68
												205	A	Central Conn. St.	49 51
												209	N	Buffalo	63 54
												213	A	Mt. St. Mary's	51 62
												213	H	Mt. St. Mary's	63 58
												222	A	Bryant	54 43
												264	A	Army	37 51
												267	A	Rider	68 69
												315	H	Stony Brook	51 48
												320	A	NJIT	68 57
												322	H	Saint Peter's	55 46
												330	A	St. Francis (NY)	70 60
												334	H	Wagner	86 49
												337	H	Columbia	71 51
LAST 12 Division I GAMES:															
213	A	Mt. St. Mary's	51 62	205	A	Central Conn. St.	49 51								
165	H	Monmouth	60 64	169	H	Robert Morris	49 73								
165	A	Monmouth	72 64	164	H	Saint Francis (PA)	58 60								
49	H	Quinnipiac	74 65	131	A	LIU Brooklyn	71 65								
76	H	Sacred Heart	47 62	330	A	St. Francis (NY)	70 60								
222	A	Bryant	54 43	334	H	Wagner	86 49								

Non-Div I Games:

Fairleigh Dickinson

■ Loss,
 ■ Non-Conf,
 ■ S Site,
 ■ H Home
 ■ A Away
 N Neutral

Average RPI Win:	236	WON-LOST	WINNING	LAST 12	STRENGTH OF	OPP. STRENGTH	TEAM	ADJ.	CONF.	ADJ CONF.
Average RPI Loss:	134	RECORD	PCT. RANK	GAMES	SCHEDULE	OF SCHEDULE	RPI	RPI	RPI	RPI
DIV. I ONLY	12- 11	157	7- 5	168	210	158	158	16	16	
DIV. I NON-CONF.	3- 6	240	0- 0	201	306	270	270	15	15	
TOTALS	RPI 1-25	RPI 26-50	W-L RECORDS	RPI 51-100	RPI 101-150	RPI 150+				
12- 11	0- 0	0- 4	OVERALL	0- 0	3- 2	9- 5				
7- 2	0- 0	0- 1	HOME	0- 0	2- 0	5- 1				
4- 7	0- 0	0- 2	AWAY	0- 0	1- 1	3- 2				
1- 2	0- 0	0- 0	NEUTRAL	0- 0	0- 0	1- 2				
3- 6	0- 0	0- 2	NON-CONFERENCE	0- 0	0- 1	3- 3				
2- 1	0- 0	0- 0	HOME	0- 0	0- 0	2- 1				
0- 3	0- 0	0- 2	AWAY	0- 0	0- 1	0- 0				
1- 2	0- 0	0- 0	NEUTRAL	0- 0	0- 0	1- 2				
9- 5	0- 0	0- 2	CONFERENCE	0- 0	3- 1	6- 2				
5- 1	0- 0	0- 1	HOME	0- 0	2- 0	3- 0				
4- 4	0- 0	0- 1	AWAY	0- 0	1- 1	3- 2				
0- 0	0- 0	0- 0	NEUTRAL	0- 0	0- 0	0- 0				

RPI S	Opponent	Score	RPI S	Opponent	Score	RPI S	Opponent	Score	RPI S	Opponent	Score
37	A Michigan	51 73	38	A Middle Tenn.	41 65	113	A Stetson	37 52	128	H Denver	51 50
38	H Middle Tenn.	37 55	46	A Kansas	63 82	135	A UALR	38 60	147	A FIU	50 49
						147	H FIU	51 49	159	N Lamar	61 66
						172	A South Ala.	57 66	185	H North Texas	71 63
						221	A Western Ky.	60 71	221	H Western Ky.	60 58
						224	H La.-Monroe	65 58	227	A Arkansas St.	57 44
						256	H Saint Louis	63 70	257	N IUPUI	64 74
						274	H North Florida	63 52	310	A La.-Lafayette	66 52
						318	H Bethune-Cookman	68 46	318	N Bethune-Cookman	71 70
						338	A Troy	66 46			
LAST 12 Division I GAMES:											
38	A Middle Tenn.	41 65	221	H Western Ky.	60 58						
221	A Western Ky.	60 71	147	A FIU	50 49						
185	H North Texas	71 63	338	A Troy	66 46						
128	H Denver	51 50	38	H Middle Tenn.	37 55						
147	H FIU	51 49	135	A UALR	38 60						
172	A South Ala.	57 66	224	H La.-Monroe	65 58						

Non-Div I Games: Webber Int'l 77 52 Warner 76 50

Fla. Atlantic

Loss, Non-Conf, S Site, H Home A Away N Neutral

Average RPI Win:	234	WON-LOST	WINNING	LAST 12	STRENGTH OF	OPP. STRENGTH	TEAM	ADJ.	CONF.	ADJ CONF.
Average RPI Loss:	133	RECORD	PCT. RANK	GAMES	SCHEDULE	OF SCHEDULE	RPI	RPI	RPI	RPI
DIV. I ONLY	23- 2	8	12- 0	287	277	66	66	30	30	
DIV. I NON-CONF.	7- 2	47	0- 0	171	57	59	59	30	30	
TOTALS	RPI 1-25	RPI 26-50	W-L RECORDS	RPI 51-100	RPI 101-150	RPI 150+				
23- 2	0- 0	1- 0	OVERALL	1- 1	3- 0	18- 1				
12- 0	0- 0	1- 0	HOME	1- 0	1- 0	9- 0				
10- 1	0- 0	0- 0	AWAY	0- 0	2- 0	8- 1				
1- 1	0- 0	0- 0	NEUTRAL	0- 1	0- 0	1- 0				
7- 2	0- 0	1- 0	NON-CONFERENCE	1- 1	1- 0	4- 1				
3- 0	0- 0	1- 0	HOME	1- 0	0- 0	1- 0				
3- 1	0- 0	0- 0	AWAY	0- 0	1- 0	2- 1				
1- 1	0- 0	0- 0	NEUTRAL	0- 1	0- 0	1- 0				
16- 0	0- 0	0- 0	CONFERENCE	0- 0	2- 0	14- 0				
9- 0	0- 0	0- 0	HOME	0- 0	1- 0	8- 0				
7- 0	0- 0	0- 0	AWAY	0- 0	1- 0	6- 0				
0- 0	0- 0	0- 0	NEUTRAL	0- 0	0- 0	0- 0				

RPI 1-25				RPI 26-50				RPI 51-100				Team's RPI: 66	RPI 101+				
RPI	S	Opponent	Score	RPI	S	Opponent	Score	RPI	S	Opponent	Score		RPI	S	Opponent	Score	
				47	H	Richmond	81 67	68	H	Michigan St.	59 58		113	A	Stetson	59 55	
								95	N	North Carolina St.	64 69		113	H	Stetson	79 56	
													147	A	FIU	80 72	
													162	A	UCF	75 36	
													170	A	Seton Hall	51 57	
													200	H	Virginia Tech	69 41	
													247	A	Hawaii	72 52	
													251	A	Kennesaw St.	87 50	
													251	H	Kennesaw St.	58 51	
													253	A	Belmont	57 50	
													253	H	Belmont	54 34	
													265	N	Alcorn St.	85 38	
													274	A	North Florida	72 61	
													274	H	North Florida	68 34	
													277	A	Jacksonville	70 60	
													277	H	Jacksonville	74 51	
													289	H	East Tenn. St.	88 60	
													309	H	S.C. Upstate	77 53	
													324	A	Mercer	98 50	
													324	H	Mercer	92 55	
													335	A	Lipscomb	76 59	
													335	H	Lipscomb	97 54	
LAST 12 Division I GAMES:																	
				113	H	Stetson	79 56					324	H	Mercer	92 55		
				253	H	Belmont	54 34					113	A	Stetson	59 55		
				335	H	Lipscomb	97 54					335	A	Lipscomb	76 59		
				277	A	Jacksonville	70 60					253	A	Belmont	57 50		
				274	A	North Florida	72 61					277	H	Jacksonville	74 51		
				251	H	Kennesaw St.	58 51					274	H	North Florida	68 34		

F
l
a
·
G
u
l
f
C
o
a
s
t

F
l
a
·
G
u
l
f
C
o
a
s
t

Non-Div I Games: Webber Int'l 106 27

Fla. Gulf Coast

Average RPI Win:	128	WON-LOST	WINNING	LAST 12	STRENGTH OF	OPP. STRENGTH	TEAM	ADJ.	CONF.	ADJ CONF.
Average RPI Loss:	33	RECORD	PCT. RANK	GAMES	SCHEDULE	OF SCHEDULE	RPI	RPI	RPI	RPI
DIV. I ONLY	17- 10	99	6- 6	10	65	34	34	3	3	
DIV. I NON-CONF.	10- 3	49	0- 0	32	123	33	33	3	3	
TOTALS	RPI 1-25	RPI 26-50	W-L RECORDS	RPI 51-100	RPI 101-150	RPI 150+				
17- 10	1- 5	2- 4	OVERALL	3- 0	4- 1	7- 0				
12- 3	1- 1	1- 2	HOME	3- 0	3- 0	4- 0				
3- 6	0- 3	1- 2	AWAY	0- 0	0- 1	2- 0				
2- 1	0- 1	0- 0	NEUTRAL	0- 0	1- 0	1- 0				
10- 3	0- 1	0- 1	NON-CONFERENCE	3- 0	3- 1	4- 0				
7- 1	0- 0	0- 1	HOME	3- 0	2- 0	2- 0				
1- 1	0- 0	0- 0	AWAY	0- 0	0- 1	1- 0				
2- 1	0- 1	0- 0	NEUTRAL	0- 0	1- 0	1- 0				
7- 7	1- 4	2- 3	CONFERENCE	0- 0	1- 0	3- 0				
5- 2	1- 1	1- 1	HOME	0- 0	1- 0	2- 0				
2- 5	0- 3	1- 2	AWAY	0- 0	0- 0	1- 0				
0- 0	0- 0	0- 0	NEUTRAL	0- 0	0- 0	0- 0				

[illegible]

Non-Div I Games:

Florida

Loss, Non-Conf, S Site, H Home A Away N Neutral

Average RPI Win:	280	WON-LOST	WINNING	LAST 12	STRENGTH OF	OPP. STRENGTH	TEAM	ADJ.	CONF.	ADJ CONF.
Average RPI Loss:	109	RECORD	PCT. RANK	GAMES	SCHEDULE	OF SCHEDULE	RPI	RPI	RPI	RPI
DIV. I ONLY	18- 6	38	11- 1	334	302	146	146	28	28	
DIV. I NON-CONF.	7- 5	122	1- 0	236	220	133	133	25	25	
TOTALS	RPI 1-25	RPI 26-50	W-L RECORDS	RPI 51-100	RPI 101-150	RPI 150+				
18- 6	0- 1	0- 1	OVERALL	0- 1	1- 1	17- 2				
6- 2	0- 1	0- 1	HOME	0- 0	1- 0	5- 0				
11- 4	0- 0	0- 0	AWAY	0- 1	0- 1	11- 1				
1- 0	0- 0	0- 0	NEUTRAL	0- 0	0- 0	1- 0				
7- 5	0- 1	0- 1	NON-CONFERENCE	0- 0	1- 1	6- 2				
1- 2	0- 1	0- 1	HOME	0- 0	1- 0	0- 0				
5- 3	0- 0	0- 0	AWAY	0- 0	0- 1	5- 2				
1- 0	0- 0	0- 0	NEUTRAL	0- 0	0- 0	1- 0				
11- 1	0- 0	0- 0	CONFERENCE	0- 1	0- 0	11- 0				
5- 0	0- 0	0- 0	HOME	0- 0	0- 0	5- 0				
6- 1	0- 0	0- 0	AWAY	0- 1	0- 0	6- 0				
0- 0	0- 0	0- 0	NEUTRAL	0- 0	0- 0	0- 0				

RPI 1-25				RPI 26-50				RPI 51-100				RPI 101+ Team's RPI: 146			
RPI	S	Opponent	Score	RPI	S	Opponent	Score	RPI	S	Opponent	Score	RPI	S	Opponent	Score
20	H	Louisville	66 86	42	H	Nebraska	64 72	67	A	Howard	61 68	104	H	UAB	69 59
												147	A	FIU	64 79
												162	A	UCF	51 67
												214	A	Nicholls St.	69 77
												215	A	Md.-East. Shore	54 49
												217	A	Southern Miss.	77 68
												248	H	South Carolina St.	79 62
												272	A	N.C. A&T	70 68
												272	H	N.C. A&T	68 63
												277	A	Jacksonville	78 59
												278	A	Austin Peay	86 77
												287	A	Tennessee St.	90 75
												295	A	Savannah St.	58 45
												295	H	Savannah St.	55 50
												313	A	Southeastern La.	85 63
												318	A	Bethune-Cookman	81 57
												318	H	Bethune-Cookman	65 51
												327	N	Northwestern St.	77 53
												328	A	Delaware St.	84 65
												341	A	N.C. Central	78 51
												341	H	N.C. Central	102 66
LAST 12 Division I GAMES:															
295	A	Savannah St.	58 45	215	A	Md.-East. Shore	54 49	248	H	South Carolina St.	79 62				
67	A	Howard	61 68	295	H	Savannah St.	55 50	272	A	N.C. A&T	70 68				
272	H	N.C. A&T	68 63	341	H	N.C. Central	102 66	341	A	N.C. Central	78 51				
341	H	N.C. Central	102 66	318	H	Bethune-Cookman	65 51	104	H	UAB	69 59				
318	H	Bethune-Cookman	65 51												
328	A	Delaware St.	84 65												

Non-Div I Games:

Florida A&M

■ Loss,
 ■ Non-Conf, S Site,
 ■ Home
 ■ Away
 N Neutral

Average RPI Win: 167		WON-LOST	WINNING	LAST 12	STRENGTH OF	OPP. STRENGTH	TEAM	ADJ.	CONF.	ADJ CONF.
Average RPI Loss: 30		RECORD	PCT. RANK	GAMES	SCHEDULE	OF SCHEDULE	RPI	RPI	RPI	RPI
DIV. I ONLY		13- 15	188	4- 8	18	37	75	75	6	6
DIV. I NON-CONF.		8- 6	128	0- 0	21	23	56	56	6	6
TOTALS	RPI 1-25	RPI 26-50		W-L RECORDS		RPI 51-100	RPI 101-150	RPI 150+		
13- 15	0- 9	0- 3		OVERALL		2- 3	3- 0	8- 0		
6- 7	0- 5	0- 1		HOME		0- 1	2- 0	4- 0		
5- 7	0- 4	0- 1		AWAY		1- 2	0- 0	4- 0		
2- 1	0- 0	0- 1		NEUTRAL		1- 0	1- 0	0- 0		
8- 6	0- 3	0- 3		NON-CONFERENCE		1- 0	3- 0	4- 0		
4- 2	0- 1	0- 1		HOME		0- 0	2- 0	2- 0		
2- 3	0- 2	0- 1		AWAY		0- 0	0- 0	2- 0		
2- 1	0- 0	0- 1		NEUTRAL		1- 0	1- 0	0- 0		
5- 9	0- 6	0- 0		CONFERENCE		1- 3	0- 0	4- 0		
2- 5	0- 4	0- 0		HOME		0- 1	0- 0	2- 0		
3- 4	0- 2	0- 0		AWAY		1- 2	0- 0	2- 0		
0- 0	0- 0	0- 0		NEUTRAL		0- 0	0- 0	0- 0		

RPI 1-25				RPI 26-50				RPI 51-100				Team's RPI: 75		RPI 101+			
RPI	S	Opponent	Score	RPI	S	Opponent	Score	RPI	S	Opponent	Score			RPI	S	Opponent	Score
8	H	Maryland	70 91	31	N	Arkansas	52 55	51	A	Virginia	52 62			114	H	Yale	92 58
9	A	Miami (FL)	60 67	34	A	Florida	58 72	79	H	North Carolina	66 71			119	H	Charlotte	64 62
9	H	Miami (FL)	57 60	42	H	Nebraska	63 66	89	A	Wake Forest	55 65			125	N	Minnesota	68 56
10	A	Duke	66 73					91	N	South Fla.	62 49			162	A	UCF	60 47
10	H	Duke	57 67					95	A	North Carolina St.	67 64			194	A	Boston College	68 59
15	H	Georgia Tech	55 79											195	A	Akron	90 64
19	A	Ohio St.	75 78											200	A	Virginia Tech	75 40
20	H	Louisville	76 85											200	H	Virginia Tech	78 60
23	A	Vanderbilt	59 64											207	H	Alabama A&M	86 41
														228	H	Clemson	59 47
														241	H	Georgia St.	94 74
LAST 12 Division I GAMES:																	
				9	A	Miami (FL)	60 67	95	A	North Carolina St.	67 64						
				79	H	North Carolina	66 71	15	H	Georgia Tech	55 79						
				10	H	Duke	57 67	194	A	Boston College	68 59						
				89	A	Wake Forest	55 65	9	H	Miami (FL)	57 60						
				200	H	Virginia Tech	78 60	10	A	Duke	66 73						
				51	A	Virginia	52 62	200	A	Virginia Tech	75 40						

Non-Div I Games:

Florida St.

Loss, Non-Conf, S Site, H Home A Away N Neutral

Average RPI Win: 225	WON-LOST	WINNING	LAST 12	STRENGTH OF	OPP. STRENGTH	TEAM	ADJ.	CONF.	ADJ CONF.
Average RPI Loss: 132	RECORD	PCT. RANK	GAMES	SCHEDULE	OF SCHEDULE	RPI	RPI	RPI	RPI
DIV. I ONLY	11- 16	229	2- 10	193	120	216	216	9	9
DIV. I NON-CONF.	9- 6	117	0- 0	223	242	156	156	9	9
TOTALS	RPI 1-25	RPI 26-50	W-L RECORDS	RPI 51-100	RPI 101-150	RPI 150+			
11- 16	0- 1	0- 2	OVERALL	1- 4	0- 2	10- 7			
5- 8	0- 0	0- 1	HOME	1- 2	0- 2	4- 3			
6- 7	0- 1	0- 1	AWAY	0- 2	0- 0	6- 3			
0- 1	0- 0	0- 0	NEUTRAL	0- 0	0- 0	0- 1			
9- 6	0- 1	0- 0	NON-CONFERENCE	1- 1	0- 1	8- 3			
4- 3	0- 0	0- 0	HOME	1- 1	0- 1	3- 1			
5- 2	0- 1	0- 0	AWAY	0- 0	0- 0	5- 1			
0- 1	0- 0	0- 0	NEUTRAL	0- 0	0- 0	0- 1			
2- 10	0- 0	0- 2	CONFERENCE	0- 3	0- 1	2- 4			
1- 5	0- 0	0- 1	HOME	0- 1	0- 1	1- 2			
1- 5	0- 0	0- 1	AWAY	0- 2	0- 0	1- 2			
0- 0	0- 0	0- 0	NEUTRAL	0- 0	0- 0	0- 0			

RPI 1-25				RPI 26-50				RPI 51-100				RPI 101+ Team's RPI: 216			
RPI	S	Opponent	Score	RPI	S	Opponent	Score	RPI	S	Opponent	Score	RPI	S	Opponent	Score
13	A	Rutgers	48 68	43	H	Dayton	37 62	59	A	Temple	51 69	119	H	Charlotte	41 61
				47	A	Richmond	50 63	62	A	Saint Joseph's	46 57	143	H	Coppin St.	60 61
								71	H	Duquesne	50 56	151	A	La Salle	62 68
								83	H	San Diego	44 42	151	H	La Salle	55 56
								87	H	Albany (NY)	42 59	161	A	Holy Cross	54 43
												162	A	UCF	70 57
												178	N	TCU	47 48
												182	H	Xavier	57 68
												189	A	Manhattan	59 49
												203	H	Navy	47 43
												210	H	Winthrop	76 53
												223	A	George Washington	43 54
												238	A	Massachusetts	56 54
												249	H	Cornell	39 40
												268	H	Cleveland St.	52 43
												315	A	Stony Brook	41 37
												316	H	Rhode Island	69 49
												328	A	Delaware St.	63 48
												329	A	Bucknell	39 49
LAST 12 Division I GAMES:															
47	A	Richmond	50 63	119	H	Charlotte	41 61								
71	H	Duquesne	50 56	43	H	Dayton	37 62								
182	H	Xavier	57 68	62	A	Saint Joseph's	46 57								
59	A	Temple	51 69	316	H	Rhode Island	69 49								
151	H	La Salle	55 56	151	A	La Salle	62 68								
238	A	Massachusetts	56 54	223	A	George Washington	43 54								

Non-Div I Games:

Fordham

■ Loss,
 ■ Non-Conf, S Site,
 ■ Home
 ■ Away
 N Neutral

Average RPI Win: 218	WON-LOST	WINNING	LAST 12	STRENGTH OF	OPP. STRENGTH	TEAM	ADJ.	CONF.	ADJ CONF.
Average RPI Loss: 72	RECORD	PCT. RANK	GAMES	SCHEDULE	OF SCHEDULE	RPI	RPI	RPI	RPI
DIV. I ONLY	22- 4	14	11- 1	229	123	58	58	25	25
DIV. I NON-CONF.	12- 4	61	1- 1	142	62	60	60	24	24
TOTALS	RPI 1-25	RPI 26-50	W-L RECORDS	RPI 51-100	RPI 101-150	RPI 150+			
22- 4	1- 1	0- 1	OVERALL	0- 0	5- 2	16- 0			
11- 1	1- 1	0- 0	HOME	0- 0	4- 0	6- 0			
10- 3	0- 0	0- 1	AWAY	0- 0	1- 2	9- 0			
1- 0	0- 0	0- 0	NEUTRAL	0- 0	0- 0	1- 0			
12- 4	1- 1	0- 1	NON-CONFERENCE	0- 0	3- 2	8- 0			
6- 1	1- 1	0- 0	HOME	0- 0	3- 0	2- 0			
5- 3	0- 0	0- 1	AWAY	0- 0	0- 2	5- 0			
1- 0	0- 0	0- 0	NEUTRAL	0- 0	0- 0	1- 0			
10- 0	0- 0	0- 0	CONFERENCE	0- 0	2- 0	8- 0			
5- 0	0- 0	0- 0	HOME	0- 0	1- 0	4- 0			
5- 0	0- 0	0- 0	AWAY	0- 0	1- 0	4- 0			
0- 0	0- 0	0- 0	NEUTRAL	0- 0	0- 0	0- 0			

RPI 1-25				RPI 26-50				RPI 51-100 Team's RPI: 58				RPI 101+			
RPI	S	Opponent	Score	RPI	S	Opponent	Score	RPI	S	Opponent	Score	RPI	S	Opponent	Score
3	H	Stanford	59 93	36	A	Southern California	57 65					118	H	Pacific	61 52
18	H	Oklahoma	69 66									120	A	UNLV	71 73
												121	H	Oregon	81 71
												127	A	Pepperdine	78 81
												136	A	Utah St.	90 67
												136	H	Utah St.	78 60
												142	H	Seattle	71 61
												156	A	Cal St. Northridge	70 61
												160	A	Cal Poly	79 76
												173	H	Santa Clara	83 71
												190	A	Louisiana Tech	61 59
												212	A	SMU	88 67
												247	H	Hawaii	83 48
												281	H	San Jose St.	76 49
												287	N	Tennessee St.	83 66
												292	H	CSU Bakersfield	88 59
												294	A	Nevada	85 67
												294	H	Nevada	85 67
												299	A	Idaho	72 49
												299	H	Idaho	76 68
												304	A	Texas-Arlington	78 48
												307	A	UC Riverside	67 62
												326	A	New Mexico St.	79 54
LAST 12 Division I GAMES:															
136	H	Utah St.	78 60	281	H	San Jose St.	76 49								
299	H	Idaho	76 68	299	A	Idaho	72 49								
294	A	Nevada	85 67	136	A	Utah St.	90 67								
190	A	Louisiana Tech	61 59	294	H	Nevada	85 67								
326	A	New Mexico St.	79 54	142	H	Seattle	71 61								
247	H	Hawaii	83 48	120	A	UNLV	71 73								

Non-Div I Games:

Fresno St.

■ Loss,
 ■ Non-Conf,
 ■ S Site,
 ■ Home
 ■ Away
 N Neutral

Average RPI Win: 247	WON-LOST	WINNING	LAST 12	STRENGTH OF	OPP. STRENGTH	TEAM	ADJ.	CONF.	ADJ CONF.
Average RPI Loss: 126	RECORD	PCT. RANK	GAMES	SCHEDULE	OF SCHEDULE	RPI	RPI	RPI	RPI
DIV. I ONLY	12- 13	178	4- 8	189	219	186	186	14	14
DIV. I NON-CONF.	4- 5	201	0- 0	258	212	221	221	19	19
TOTALS	RPI 1-25	RPI 26-50	W-L RECORDS	RPI 51-100	RPI 101-150	RPI 150+			
12- 13	0- 1	0- 1	OVERALL	1- 4	0- 3	11- 4			
7- 5	0- 0	0- 0	HOME	1- 2	0- 1	6- 2			
5- 8	0- 1	0- 1	AWAY	0- 2	0- 2	5- 2			
0- 0	0- 0	0- 0	NEUTRAL	0- 0	0- 0	0- 0			
4- 5	0- 1	0- 1	NON-CONFERENCE	0- 0	0- 1	4- 2			
3- 1	0- 0	0- 0	HOME	0- 0	0- 0	3- 1			
1- 4	0- 1	0- 1	AWAY	0- 0	0- 1	1- 1			
0- 0	0- 0	0- 0	NEUTRAL	0- 0	0- 0	0- 0			
8- 8	0- 0	0- 0	CONFERENCE	1- 4	0- 2	7- 2			
4- 4	0- 0	0- 0	HOME	1- 2	0- 1	3- 1			
4- 4	0- 0	0- 0	AWAY	0- 2	0- 1	4- 1			
0- 0	0- 0	0- 0	NEUTRAL	0- 0	0- 0	0- 0			

RPI 1-25				RPI 26-50				RPI 51-100				RPI 101+ Team's RPI: 186			
RPI	S	Opponent	Score	RPI	S	Opponent	Score	RPI	S	Opponent	Score	RPI	S	Opponent	Score
22	A	Georgia	58 83	33	A	South Carolina	33 72	72	A	Chattanooga	53 71	119	A	Charlotte	53 89
								72	H	Chattanooga	75 61	134	A	Samford	66 71
								86	A	Davidson	57 78	134	H	Samford	40 42
								86	H	Davidson	50 61	154	H	Marshall	62 54
								93	H	Appalachian St.	63 78	183	A	Elon	58 76
												183	H	Elon	75 60
												211	A	Charleston So.	78 80
												228	H	Clemson	67 68
												241	A	Western Caro.	57 54
												241	H	Western Caro.	48 51
												245	A	Presbyterian	63 47
												263	A	Col. of Charleston	60 51
												283	H	Wofford	76 66
												284	A	UNC Greensboro	66 64
												284	H	UNC Greensboro	53 48
												286	A	Ga. Southern	66 60
												336	H	UNC Asheville	71 59
												338	H	Troy	75 57
LAST 12 Division I GAMES:															
134	H	Samford	40 42	283	H	Wofford	76 66								
241	H	Western Caro.	48 51	284	A	UNC Greensboro	66 64								
72	H	Chattanooga	75 61	72	A	Chattanooga	53 71								
183	A	Elon	58 76	134	A	Samford	66 71								
86	A	Davidson	57 78	241	A	Western Caro.	57 54								
93	H	Appalachian St.	63 78	86	H	Davidson	50 61								

Non-Div I Games:

Furman

■ Loss,
 ■ Non-Conf,
 S Site,
 ■ Home
 ■ Away
 N Neutral

Ga. Southern

Through Games Of Sunday, February 19, 2012

Average RPI Win:	288	WON-LOST	WINNING	LAST 12	STRENGTH OF	OPP. STRENGTH	TEAM	ADJ.	CONF.	ADJ CONF.
Average RPI Loss:	145	RECORD	PCT. RANK	GAMES	SCHEDULE	OF SCHEDULE	RPI	RPI	RPI	RPI
DIV. I ONLY	6- 19	297	2- 10	157	271	286	286	14	14	
DIV. I NON-CONF.	3- 5	226	0- 0	244	277	268	268	19	19	
TOTALS	RPI 1-25	RPI 26-50	W-L RECORDS	RPI 51-100	RPI 101-150	RPI 150+				
6- 19	0- 1	0- 0	OVERALL	0- 6	0- 4	6- 8				
3- 10	0- 1	0- 0	HOME	0- 3	0- 3	3- 3				
2- 8	0- 0	0- 0	AWAY	0- 3	0- 1	2- 4				
1- 1	0- 0	0- 0	NEUTRAL	0- 0	0- 0	1- 1				
3- 5	0- 1	0- 0	NON-CONFERENCE	0- 0	0- 2	3- 2				
1- 3	0- 1	0- 0	HOME	0- 0	0- 2	1- 0				
1- 1	0- 0	0- 0	AWAY	0- 0	0- 0	1- 1				
1- 1	0- 0	0- 0	NEUTRAL	0- 0	0- 0	1- 1				
3- 14	0- 0	0- 0	CONFERENCE	0- 6	0- 2	3- 6				
2- 7	0- 0	0- 0	HOME	0- 3	0- 1	2- 3				
1- 7	0- 0	0- 0	AWAY	0- 3	0- 1	1- 3				
0- 0	0- 0	0- 0	NEUTRAL	0- 0	0- 0	0- 0				

RPI S	Opponent	Score	RPI S	Opponent	Score	RPI S	Opponent	Score	RPI S	Opponent	Score	Team's RPI: 286
22	H Georgia	49 68				72	A Chattanooga	52 67	113	H Stetson	51 61	
						72	H Chattanooga	60 66	134	A Samford	41 67	
						86	A Davidson	48 72	134	H Samford	47 53	
						86	H Davidson	62 69	148	H Arizona	46 88	
						93	A Appalachian St.	45 64	155	N Stephen F. Austin	40 49	
						93	H Appalachian St.	46 57	167	A Alabama	34 67	
									183	A Elon	60 61	
									183	H Elon	53 83	
									186	H Furman	60 66	
									241	H Western Caro.	41 40	
									263	A Col. of Charleston	35 34	
									263	H Col. of Charleston	44 47	
									277	H Jacksonville	52 46	
									283	A Wofford	55 70	
									283	H Wofford	56 48	
									284	A UNC Greensboro	54 55	
									324	A Mercer	57 55	
									340	N Jacksonville St.	72 49	
LAST 12 Division I GAMES:												
183	H Elon	53 83	263	H Col. of Charleston	44 47							
72	A Chattanooga	52 67	241	H Western Caro.	41 40							
134	A Samford	41 67	263	A Col. of Charleston	35 34							
86	H Davidson	62 69	284	A UNC Greensboro	54 55							
93	H Appalachian St.	46 57	183	A Elon	60 61							
283	A Wofford	55 70	72	H Chattanooga	60 66							

Non-Div I Games: Southern Wesleyan 75 40

Ga. Southern

■ Loss,
 ■ Non-Conf, S Site,
 ■ Home
 ■ Away
 N Neutral

Average RPI Win:	325	WON-LOST	WINNING	LAST 12	STRENGTH OF	OPP. STRENGTH	TEAM	ADJ.	CONF.	ADJ CONF.
Average RPI Loss:	181	RECORD	PCT. RANK	GAMES	SCHEDULE	OF SCHEDULE	RPI	RPI	RPI	RPI
DIV. I ONLY	3- 21	329	2- 10	196	324	325	325	26	26	
DIV. I NON-CONF.	1- 9	323	0- 0	87	255	280	280	28	28	
TOTALS	RPI 1-25	RPI 26-50	W-L RECORDS	RPI 51-100	RPI 101-150	RPI 150+				
3- 21	0- 2	0- 1	OVERALL	0- 3	0- 2	3- 13				
2- 8	0- 0	0- 0	HOME	0- 1	0- 1	2- 6				
1- 11	0- 1	0- 0	AWAY	0- 2	0- 1	1- 7				
0- 2	0- 1	0- 1	NEUTRAL	0- 0	0- 0	0- 0				
1- 9	0- 2	0- 1	NON-CONFERENCE	0- 3	0- 0	1- 3				
0- 3	0- 0	0- 0	HOME	0- 1	0- 0	0- 2				
1- 4	0- 1	0- 0	AWAY	0- 2	0- 0	1- 1				
0- 2	0- 1	0- 1	NEUTRAL	0- 0	0- 0	0- 0				
2- 12	0- 0	0- 0	CONFERENCE	0- 0	0- 2	2- 10				
2- 5	0- 0	0- 0	HOME	0- 0	0- 1	2- 4				
0- 7	0- 0	0- 0	AWAY	0- 0	0- 1	0- 6				
0- 0	0- 0	0- 0	NEUTRAL	0- 0	0- 0	0- 0				

RPI 1-25				RPI 26-50				RPI 51-100				RPI 101+ Team's RPI: 325			
RPI	S	Opponent	Score	RPI	S	Opponent	Score	RPI	S	Opponent	Score	RPI	S	Opponent	Score
10	N	Duke	31 97	36	N	Southern California	41 82	79	A	North Carolina	44 109	108	H	Liberty	51 78
20	A	Louisville	27 92					86	A	Davidson	46 67	150	A	High Point	41 63
								93	H	Appalachian St.	41 69	196	A	Campbell	52 62
												198	H	Radford	50 63
												210	A	Winthrop	48 86
												210	H	Winthrop	55 65
												211	A	Charleston So.	66 86
												211	H	Charleston So.	53 63
												245	A	Presbyterian	43 54
												245	H	Presbyterian	57 59
												251	H	Kennesaw St.	48 68
												283	H	Wofford	50 58
												297	A	Coastal Caro.	40 54
												297	H	Coastal Caro.	73 63
												335	A	Lipscomb	65 76
												336	A	UNC Asheville	62 74
												336	H	UNC Asheville	69 52
												341	A	N.C. Central	56 45
LAST 12 Division I GAMES:															
336	H	UNC Asheville	69 52	198	H	Radford	50 63								
245	H	Presbyterian	57 59	336	A	UNC Asheville	62 74								
210	H	Winthrop	55 65	210	A	Winthrop	48 86								
211	A	Charleston So.	66 86	245	A	Presbyterian	43 54								
297	A	Coastal Caro.	40 54	297	H	Coastal Caro.	73 63								
108	H	Liberty	51 78	211	H	Charleston So.	53 63								

Non-Div I Games:

Gardner-Webb

■ Loss,
 ■ Non-Conf, S Site,
 ■ Home
 ■ Away
 N Neutral

George Mason

Through Games Of Sunday, February 19, 2012

Average RPI Win:	212	WON-LOST	WINNING	LAST 12	STRENGTH OF	OPP. STRENGTH	TEAM	ADJ.	CONF.	ADJ CONF.
Average RPI Loss:	130	RECORD	PCT. RANK	GAMES	SCHEDULE	OF SCHEDULE	RPI	RPI	RPI	RPI
DIV. I ONLY	13- 13	167	6- 6	248	94	191	191	7	7	
DIV. I NON-CONF.	6- 5	139	0- 0	301	234	225	225	7	7	
TOTALS	RPI 1-25	RPI 26-50	W-L RECORDS	RPI 51-100	RPI 101-150	RPI 150+				
13- 13	0- 2	0- 1	OVERALL	3- 3	0- 1	10- 6				
10- 4	0- 2	0- 0	HOME	2- 1	0- 1	8- 0				
3- 9	0- 0	0- 1	AWAY	1- 2	0- 0	2- 6				
0- 0	0- 0	0- 0	NEUTRAL	0- 0	0- 0	0- 0				
6- 5	0- 1	0- 0	NON-CONFERENCE	0- 0	0- 1	6- 3				
4- 2	0- 1	0- 0	HOME	0- 0	0- 1	4- 0				
2- 3	0- 0	0- 0	AWAY	0- 0	0- 0	2- 3				
0- 0	0- 0	0- 0	NEUTRAL	0- 0	0- 0	0- 0				
7- 8	0- 1	0- 1	CONFERENCE	3- 3	0- 0	4- 3				
6- 2	0- 1	0- 0	HOME	2- 1	0- 0	4- 0				
1- 6	0- 0	0- 1	AWAY	1- 2	0- 0	0- 3				
0- 0	0- 0	0- 0	NEUTRAL	0- 0	0- 0	0- 0				

RPI	S	Opponent	Score	RPI	S	Opponent	Score	RPI	S	Opponent	Score	RPI	S	Opponent	Score	Team's RPI: 191
7	H	Delaware	54 66	35	A	James Madison	45 49	53	H	Hofstra	70 82	123	H	American	51 55	
8	H	Maryland	50 78					74	A	Towson	68 70	153	A	UMBC	53 65	
								74	H	Towson	78 54	188	A	Old Dominion	68 71	
								84	A	UNC Wilmington	53 61	188	H	Old Dominion	85 69	
								90	A	Drexel	56 51	204	A	William & Mary	66 76	
								99	H	VCU	71 58	204	H	William & Mary	82 70	
												223	H	George Washington	58 55	
												231	A	Northeastern	54 58	
												231	H	Northeastern	75 62	
												233	H	Oakland	59 48	
												238	H	Massachusetts	55 52	
												241	H	Georgia St.	70 68	
												260	A	Ohio	59 75	
												276	A	Norfolk St.	57 60	
												287	A	Longwood	80 58	
												315	A	Stony Brook	54 50	
												336	H	UNC Asheville	88 59	
LAST 12 Division I GAMES:																
241	H	Georgia St.	70 68	188	A	Old Dominion	68 71									
74	A	Towson	68 70	74	H	Towson	78 54									
53	H	Hofstra	70 82	99	H	VCU	71 58									
231	H	Northeastern	75 62	204	H	William & Mary	82 70									
35	A	James Madison	45 49	84	A	UNC Wilmington	53 61									
90	A	Drexel	56 51	231	A	Northeastern	54 58									

Non-Div I Games:

George Mason

■ Loss,
 ■ Non-Conf, S Site,
 ■ Home
 ■ Away
 N Neutral

Average RPI Win:	241	WON-LOST	WINNING	LAST 12	STRENGTH OF	OPP. STRENGTH	TEAM	ADJ.	CONF.	ADJ CONF.
Average RPI Loss:	109	RECORD	PCT. RANK	GAMES	SCHEDULE	OF SCHEDULE	RPI	RPI	RPI	RPI
DIV. I ONLY	11- 15	222	4- 8	234	100	223	223	9	9	
DIV. I NON-CONF.	7- 7	161	0- 0	309	135	250	250	9	9	
TOTALS	RPI 1-25	RPI 26-50	W-L RECORDS	RPI 51-100	RPI 101-150	RPI 150+				
11- 15	0- 3	0- 3	OVERALL	0- 2	1- 2	10- 5				
6- 7	0- 1	0- 2	HOME	0- 0	1- 1	5- 3				
3- 8	0- 2	0- 1	AWAY	0- 2	0- 1	3- 2				
2- 0	0- 0	0- 0	NEUTRAL	0- 0	0- 0	2- 0				
7- 7	0- 2	0- 0	NON-CONFERENCE	0- 0	1- 1	6- 4				
3- 4	0- 1	0- 0	HOME	0- 0	1- 0	2- 3				
2- 3	0- 1	0- 0	AWAY	0- 0	0- 1	2- 1				
2- 0	0- 0	0- 0	NEUTRAL	0- 0	0- 0	2- 0				
4- 8	0- 1	0- 3	CONFERENCE	0- 2	0- 1	4- 1				
3- 3	0- 0	0- 2	HOME	0- 0	0- 1	3- 0				
1- 5	0- 1	0- 1	AWAY	0- 2	0- 0	1- 1				
0- 0	0- 0	0- 0	NEUTRAL	0- 0	0- 0	0- 0				

RPI 1-25				RPI 26-50				RPI 51-100				RPI 101+ Team's RPI: 223			
RPI	S	Opponent	Score	RPI	S	Opponent	Score	RPI	S	Opponent	Score	RPI	S	Opponent	Score
13	H	Rutgers	54 75	43	H	Dayton	56 74	59	A	Temple	54 75	115	A	Auburn	47 55
16	A	St. Bonaventure	69 80	47	A	Richmond	57 74	71	A	Duquesne	50 76	119	H	Charlotte	60 61
21	A	Georgetown	50 59	47	H	Richmond	51 63					123	H	American	60 49
												180	H	Loyola Maryland	62 70
												182	H	Xavier	54 44
												188	H	Old Dominion	58 52
												191	A	George Mason	55 58
												198	H	Radford	83 59
												200	H	Virginia Tech	48 55
												204	A	William & Mary	74 66
												216	H	Fordham	54 43
												238	A	Massachusetts	53 56
												256	H	Saint Louis	68 58
												279	H	Morgan St.	68 73
												304	A	Texas-Arlington	63 41
												316	A	Rhode Island	63 42
												317	N	Maine	54 46
												342	N	Houston Baptist	80 44
LAST 12 Division I GAMES:															
238	A	Massachusetts	53 56	256	H	Saint Louis	68 58								
59	A	Temple	54 75	71	A	Duquesne	50 76								
47	H	Richmond	51 63	316	A	Rhode Island	63 42								
182	H	Xavier	54 44	119	H	Charlotte	60 61								
16	A	St. Bonaventure	69 80	47	A	Richmond	57 74								
43	H	Dayton	56 74	216	H	Fordham	54 43								

Non-Div I Games:

George Washington

■ Loss,
 ■ Non-Conf,
 S Site,
 ■ Home
 ■ Away
 N Neutral

Georgetown

Through Games Of Sunday, February 19, 2012

Average RPI Win: 145				WON-LOST		WINNING		LAST 12		STRENGTH OF		OPP. STRENGTH		TEAM		ADJ.		CONF.		ADJ CONF.	
Average RPI Loss: 13				RECORD		PCT. RANK		GAMES		SCHEDULE		OF SCHEDULE		RPI		RPI		RPI		RPI	
DIV. I ONLY				21- 6		26		9- 3		41		33		21		21		2		2	
DIV. I NON-CONF.				11- 2		24		0- 0		101		103		24		24		2		2	
TOTALS				RPI 1-25		RPI 26-50		W-L RECORDS		RPI 51-100		RPI 101-150		RPI 150+							
21- 6				3- 5		2- 1		OVERALL		2- 0		5- 0		9- 0							
10- 3				2- 3		0- 0		HOME		0- 0		2- 0		6- 0							
9- 3				0- 2		2- 1		AWAY		2- 0		3- 0		2- 0							
2- 0				1- 0		0- 0		NEUTRAL		0- 0		0- 0		1- 0							
11- 2				2- 1		0- 1		NON-CONFERENCE		0- 0		2- 0		7- 0							
6- 0				1- 0		0- 0		HOME		0- 0		0- 0		5- 0							
3- 2				0- 1		0- 1		AWAY		0- 0		2- 0		1- 0							
2- 0				1- 0		0- 0		NEUTRAL		0- 0		0- 0		1- 0							
10- 4				1- 4		2- 0		CONFERENCE		2- 0		3- 0		2- 0							
4- 3				1- 3		0- 0		HOME		0- 0		2- 0		1- 0							
6- 1				0- 1		2- 0		AWAY		2- 0		1- 0		1- 0							
0- 0				0- 0		0- 0		NEUTRAL		0- 0		0- 0		0- 0							

RPI	S	Opponent	Score	RPI	S	Opponent	Score	RPI	S	Opponent	Score	RPI	S	Opponent	Score
2	A	Connecticut	38 80	26	A	LSU	40 51	88	A	Cincinnati	65 54	102	H	Providence	66 39
5	H	Notre Dame	60 80	32	A	Villanova	60 54	91	A	South Fla.	66 56	105	H	Syracuse	69 42
8	A	Maryland	53 72	40	A	West Virginia	64 54					120	A	UNLV	64 45
9	H	Miami (FL)	71 46									126	A	Marquette	67 39
13	H	Rutgers	54 36									143	A	Coppin St.	70 54
14	H	DePaul	50 59									165	H	Monmouth	64 44
20	H	Louisville	61 64									170	H	Seton Hall	56 51
22	N	Georgia	64 56									179	A	Pittsburgh	82 54
												223	H	George Washington	59 50
												267	H	Rider	58 51
												271	N	Vermont	65 53
												273	A	Dartmouth	77 38
												287	H	Longwood	56 45
												319	H	Houston	66 36
LAST 12 Division I GAMES:															
102	H	Providence	66 39	40	A	West Virginia	64 54								
32	A	Villanova	60 54	20	H	Louisville	61 64								
2	A	Connecticut	38 80	126	A	Marquette	67 39								
170	H	Seton Hall	56 51	105	H	Syracuse	69 42								
88	A	Cincinnati	65 54	5	H	Notre Dame	60 80								
13	H	Rutgers	54 36	91	A	South Fla.	66 56								

Non-Div I Games:

Georgetown

■ Loss,
 ■ Non-Conf, S Site,
 ■ Home
 ■ Away
 N Neutral

Average RPI Win:	141	WON-LOST	WINNING	LAST 12	STRENGTH OF	OPP. STRENGTH	TEAM	ADJ.	CONF.	ADJ CONF.
Average RPI Loss:	18	RECORD	PCT. RANK	GAMES	SCHEDULE	OF SCHEDULE	RPI	RPI	RPI	RPI
DIV. I ONLY	20- 7	42	8- 4	29	27	22	22	3	3	
DIV. I NON-CONF.	11- 2	24	0- 0	99	91	41	41	3	3	
TOTALS	RPI 1-25	RPI 26-50	W-L RECORDS	RPI 51-100	RPI 101-150	RPI 150+				
20- 7	2- 5	4- 2	OVERALL	1- 0	4- 0	9- 0				
11- 2	2- 2	3- 0	HOME	1- 0	1- 0	4- 0				
7- 3	0- 2	1- 1	AWAY	0- 0	2- 0	4- 0				
2- 2	0- 1	0- 1	NEUTRAL	0- 0	1- 0	1- 0				
11- 2	1- 1	1- 1	NON-CONFERENCE	1- 0	1- 0	7- 0				
7- 0	1- 0	1- 0	HOME	1- 0	0- 0	4- 0				
2- 0	0- 0	0- 0	AWAY	0- 0	0- 0	2- 0				
2- 2	0- 1	0- 1	NEUTRAL	0- 0	1- 0	1- 0				
9- 5	1- 4	3- 1	CONFERENCE	0- 0	3- 0	2- 0				
4- 2	1- 2	2- 0	HOME	0- 0	1- 0	0- 0				
5- 3	0- 2	1- 1	AWAY	0- 0	2- 0	2- 0				
0- 0	0- 0	0- 0	NEUTRAL	0- 0	0- 0	0- 0				

RPI	S	Opponent	Score	RPI	S	Opponent	Score	RPI	S	Opponent	Score	RPI	S	Opponent	Score
4	A	Tennessee	51 80	29	N	Gonzaga	68 71	93	H	Appalachian St.	81 37	115	A	Auburn	70 45
4	H	Tennessee	50 67	31	H	Arkansas	67 57					122	A	Mississippi St.	68 51
12	H	Kentucky	64 69	33	A	South Carolina	61 59					122	H	Mississippi St.	70 60
15	H	Georgia Tech	75 68	34	A	Florida	57 61					130	N	Montana St.	63 49
21	N	Georgetown	56 64	34	H	Florida	61 55					167	A	Alabama	81 66
23	A	Vanderbilt	48 68	36	H	Southern California	67 60					177	A	Ole Miss	61 47
23	H	Vanderbilt	76 63									178	H	TCU	83 60
												186	H	Furman	83 58
												231	N	Northeastern	81 61
												248	H	South Carolina St.	85 48
												263	H	Col. of Charleston	73 48
												286	A	Ga. Southern	68 49
												324	A	Mercer	80 43
LAST 12 Division I GAMES:															
34	A	Florida	57 61	23	A	Vanderbilt	48 68								
33	A	South Carolina	61 59	177	A	Ole Miss	61 47								
23	H	Vanderbilt	76 63	12	H	Kentucky	64 69								
167	A	Alabama	81 66	122	A	Mississippi St.	68 51								
122	H	Mississippi St.	70 60	34	H	Florida	61 55								
4	H	Tennessee	50 67	115	A	Auburn	70 45								

Non-Div I Games:

Georgia

Average RPI Win:	247	WON-LOST	WINNING	LAST 12	STRENGTH OF	OPP. STRENGTH	TEAM	ADJ.	CONF.	ADJ CONF.
Average RPI Loss:	100	RECORD	PCT. RANK	GAMES	SCHEDULE	OF SCHEDULE	RPI	RPI	RPI	RPI
DIV. I ONLY	7- 19	283	1- 11	102	106	241	241	7	7	
DIV. I NON-CONF.	6- 5	139	0- 0	121	298	165	165	7	7	
TOTALS	RPI 1-25	RPI 26-50	W-L RECORDS	RPI 51-100	RPI 101-150	RPI 150+				
7- 19	0- 2	0- 2	OVERALL	0- 9	1- 1	6- 5				
4- 9	0- 2	0- 1	HOME	0- 4	0- 1	4- 1				
2- 9	0- 0	0- 1	AWAY	0- 5	0- 0	2- 2				
1- 1	0- 0	0- 0	NEUTRAL	0- 0	1- 0	0- 1				
6- 5	0- 1	0- 0	NON-CONFERENCE	0- 2	1- 1	5- 1				
3- 3	0- 1	0- 0	HOME	0- 1	0- 1	3- 0				
2- 1	0- 0	0- 0	AWAY	0- 1	0- 0	2- 0				
1- 1	0- 0	0- 0	NEUTRAL	0- 0	1- 0	0- 1				
1- 14	0- 1	0- 2	CONFERENCE	0- 7	0- 0	1- 4				
1- 6	0- 1	0- 1	HOME	0- 3	0- 0	1- 1				
0- 8	0- 0	0- 1	AWAY	0- 4	0- 0	0- 3				
0- 0	0- 0	0- 0	NEUTRAL	0- 0	0- 0	0- 0				

RPI 1-25				RPI 26-50				RPI 51-100				RPI 101+ Team's RPI: 241			
RPI	S	Opponent	Score	RPI	S	Opponent	Score	RPI	S	Opponent	Score	RPI	S	Opponent	Score
7	H	Delaware	56 94	35	A	James Madison	45 76	53	A	Hofstra	67 80	148	H	Arizona	66 79
15	H	Georgia Tech	50 85	35	H	James Madison	50 62	53	H	Hofstra	71 86	150	N	High Point	79 68
								74	A	Towson	59 63	174	N	SIU Edwardsville	49 63
								74	H	Towson	52 56	188	A	Old Dominion	59 68
								75	A	Florida St.	74 94	188	H	Old Dominion	60 71
								84	H	UNC Wilmington	69 72	191	A	George Mason	68 70
								90	A	Drexel	38 65	196	H	Campbell	70 56
								93	H	Appalachian St.	58 82	231	A	Northeastern	51 76
								99	A	VCU	70 75	231	H	Northeastern	81 74
												241	A	Western Caro.	64 59
												251	H	Kennesaw St.	65 59
												318	H	Bethune-Cookman	66 50
												340	A	Jacksonville St.	68 60
LAST 12 Division I GAMES:															
191	A	George Mason	68 70	99	A	VCU	70 75								
231	A	Northeastern	51 76	35	A	James Madison	45 76								
7	H	Delaware	56 94	74	H	Towson	52 56								
84	H	UNC Wilmington	69 72	188	H	Old Dominion	60 71								
74	A	Towson	59 63	90	A	Drexel	38 65								
231	H	Northeastern	81 74	53	A	Hofstra	67 80								

Non-Div I Games:

Georgia St.

Georgia Tech

Through Games Of Sunday, February 19, 2012

Average RPI Win:	144	WON-LOST	WINNING	LAST 12	STRENGTH OF	OPP. STRENGTH	TEAM	ADJ.	CONF.	ADJ CONF.
Average RPI Loss:	14	RECORD	PCT. RANK	GAMES	SCHEDULE	OF SCHEDULE	RPI	RPI	RPI	RPI
DIV. I ONLY	20- 7	42	9- 3	16	63	15	15	6	6	
DIV. I NON-CONF.	10- 3	49	0- 0	20	144	17	17	6	6	
TOTALS	RPI 1-25	RPI 26-50	W-L RECORDS	RPI 51-100	RPI 101-150	RPI 150+				
20- 7	0- 7	2- 0	OVERALL	8- 0	1- 0	9- 0				
9- 3	0- 3	1- 0	HOME	3- 0	0- 0	5- 0				
9- 2	0- 2	1- 0	AWAY	4- 0	1- 0	3- 0				
2- 2	0- 2	0- 0	NEUTRAL	1- 0	0- 0	1- 0				
10- 3	0- 3	2- 0	NON-CONFERENCE	1- 0	1- 0	6- 0				
5- 0	0- 0	1- 0	HOME	0- 0	0- 0	4- 0				
3- 1	0- 1	1- 0	AWAY	0- 0	1- 0	1- 0				
2- 2	0- 2	0- 0	NEUTRAL	1- 0	0- 0	1- 0				
10- 4	0- 4	0- 0	CONFERENCE	7- 0	0- 0	3- 0				
4- 3	0- 3	0- 0	HOME	3- 0	0- 0	1- 0				
6- 1	0- 1	0- 0	AWAY	4- 0	0- 0	2- 0				
0- 0	0- 0	0- 0	NEUTRAL	0- 0	0- 0	0- 0				

RPI	S	Opponent	Score	RPI	S	Opponent	Score	RPI	S	Opponent	Score	RPI	S	Opponent	Score
8	A	Maryland	74 77	38	A	Middle Tenn.	58 47	51	H	Virginia	63 53	126	A	Marquette	74 63
8	H	Maryland	56 64	42	H	Nebraska	73 57	70	N	Central Ark.	67 61	174	N	SIU Edwardsville	80 38
9	H	Miami (FL)	65 77					75	A	Florida St.	79 55	188	H	Old Dominion	87 56
10	H	Duke	62 79					79	A	North Carolina	56 54	194	A	Boston College	68 58
13	N	Rutgers	40 59					89	A	Wake Forest	67 52	194	H	Boston College	85 48
22	A	Georgia	68 75					89	H	Wake Forest	71 67	228	A	Clemson	63 54
25	N	Green Bay	62 67					95	A	North Carolina St.	76 66	241	A	Georgia St.	85 50
								95	H	North Carolina St.	75 68	251	H	Kennesaw St.	94 51
												272	H	N.C. A&T	74 57
												290	H	Alabama St.	97 37
LAST 12 Division I GAMES:															
194	H	Boston College	85 48	51	H	Virginia	63 53								
89	A	Wake Forest	67 52	75	A	Florida St.	79 55								
79	A	North Carolina	56 54	10	H	Duke	62 79								
8	H	Maryland	56 64	194	A	Boston College	68 58								
95	H	North Carolina St.	75 68	89	H	Wake Forest	71 67								
228	A	Clemson	63 54	9	H	Miami (FL)	65 77								

Non-Div I Games:

Georgia Tech

■ Loss,
 ■ Non-Conf, S Site,
 ■ Home
 ■ Away
 N Neutral

Gonzaga

Through Games Of Sunday, February 19, 2012

Average RPI Win: 166	WON-LOST	WINNING	LAST 12	STRENGTH OF	OPP. STRENGTH	TEAM	ADJ.	CONF.	ADJ CONF.
Average RPI Loss: 35	RECORD	PCT. RANK	GAMES	SCHEDULE	OF SCHEDULE	RPI	RPI	RPI	RPI
DIV. I ONLY	24- 4	12	10- 2	111	79	29	29	8	8
DIV. I NON-CONF.	11- 2	24	0- 0	72	44	25	25	8	8
TOTALS	RPI 1-25	RPI 26-50	W-L RECORDS	RPI 51-100	RPI 101-150	RPI 150+			
24- 4	1- 1	1- 2	OVERALL	4- 1	4- 0	14- 0			
12- 2	0- 0	0- 1	HOME	2- 1	2- 0	8- 0			
10- 2	0- 1	0- 1	AWAY	2- 0	2- 0	6- 0			
2- 0	1- 0	1- 0	NEUTRAL	0- 0	0- 0	0- 0			
11- 2	1- 1	1- 1	NON-CONFERENCE	1- 0	2- 0	6- 0			
6- 1	0- 0	0- 1	HOME	1- 0	1- 0	4- 0			
3- 1	0- 1	0- 0	AWAY	0- 0	1- 0	2- 0			
2- 0	1- 0	1- 0	NEUTRAL	0- 0	0- 0	0- 0			
13- 2	0- 0	0- 1	CONFERENCE	3- 1	2- 0	8- 0			
6- 1	0- 0	0- 0	HOME	1- 1	1- 0	4- 0			
7- 1	0- 0	0- 1	AWAY	2- 0	1- 0	4- 0			
0- 0	0- 0	0- 0	NEUTRAL	0- 0	0- 0	0- 0			

RPI 1-25				RPI 26-50				Team's RPI: 29				RPI 51-100				RPI 101+			
RPI	S	Opponent	Score	RPI	S	Opponent	Score	RPI	S	Opponent	Score	RPI	S	Opponent	Score	RPI	S	Opponent	Score
3	A	Stanford	61 76	36	H	Southern California	51 58	53	H	Hofstra	101 88	110	A	Washington St.	71 69				
22	N	Georgia	71 68	43	N	Dayton	82 76	57	A	St. Mary's (CA)	75 70	127	A	Pepperdine	79 50				
				45	A	BYU	40 70	57	H	St. Mary's (CA)	63 66	127	H	Pepperdine	66 40				
								83	A	San Diego	54 44	137	H	Eastern Wash.	75 69				
								83	H	San Diego	69 58	164	H	Saint Francis (PA)	92 50				
												166	H	Montana	70 54				
												173	A	Santa Clara	81 68				
												173	H	Santa Clara	87 55				
												175	A	Portland	80 65				
												175	H	Portland	77 56				
												197	H	Portland St.	99 69				
												255	A	Loyola Marymount	80 54				
												255	H	Loyola Marymount	79 61				
												259	A	San Francisco	79 59				
												259	H	San Francisco	87 52				
												280	A	Cal St. Fullerton	73 60				
												299	A	Idaho	91 42				
												307	H	UC Riverside	83 56				
LAST 12 Division I GAMES:																			
127	H	Pepperdine	66 40	57	A	St. Mary's (CA)	75 70												
173	H	Santa Clara	87 55	255	H	Loyola Marymount	79 61												
259	A	San Francisco	79 59	83	A	San Diego	54 44												
45	A	BYU	40 70	173	A	Santa Clara	81 68												
83	H	San Diego	69 58	57	H	St. Mary's (CA)	63 66												
175	H	Portland	77 56	259	H	San Francisco	87 52												

Non-Div I Games:

Gonzaga

■ Loss,
 ■ Non-Conf, S Site,
 ■ Home
 ■ Away
 N Neutral

Grambling

Through Games Of Sunday, February 19, 2012

Average RPI Win:	258	WON-LOST	WINNING	LAST 12	STRENGTH OF	OPP. STRENGTH	TEAM	ADJ.	CONF.	ADJ CONF.
Average RPI Loss:	177	RECORD	PCT. RANK	GAMES	SCHEDULE	OF SCHEDULE	RPI	RPI	RPI	RPI
DIV. I ONLY	11- 12	184	7- 5	277	320	208	208	32	32	
DIV. I NON-CONF.	3- 6	240	0- 0	55	86	130	130	31	31	
TOTALS	RPI 1-25	RPI 26-50	W-L RECORDS	RPI 51-100	RPI 101-150	RPI 150+				
11- 12	0- 0	0- 2	OVERALL	0- 1	1- 0	10- 9				
6- 2	0- 0	0- 0	HOME	0- 0	0- 0	6- 2				
5- 9	0- 0	0- 2	AWAY	0- 1	1- 0	4- 6				
0- 1	0- 0	0- 0	NEUTRAL	0- 0	0- 0	0- 1				
3- 6	0- 0	0- 2	NON-CONFERENCE	0- 1	1- 0	2- 3				
2- 0	0- 0	0- 0	HOME	0- 0	0- 0	2- 0				
1- 6	0- 0	0- 2	AWAY	0- 1	1- 0	0- 3				
0- 0	0- 0	0- 0	NEUTRAL	0- 0	0- 0	0- 0				
8- 6	0- 0	0- 0	CONFERENCE	0- 0	0- 0	8- 6				
4- 2	0- 0	0- 0	HOME	0- 0	0- 0	4- 2				
4- 3	0- 0	0- 0	AWAY	0- 0	0- 0	4- 3				
0- 1	0- 0	0- 0	NEUTRAL	0- 0	0- 0	0- 1				

RPI 1-25			RPI 26-50			RPI 51-100			RPI 101+ Team's RPI: 208		
RPI	S	Opponent	Score	RPI	S	Opponent	Score	RPI	S	Opponent	Score
26	A	LSU	47 62	26	A	Texas	38 91	117	A	Oral Roberts	89 80
31	A	Arkansas	49 69					155	A	Stephen F. Austin	53 71
								157	A	Mississippi Val.	55 63
								168	H	Sam Houston St.	64 52
								177	A	Ole Miss	53 78
								184	A	Tulsa	56 61
								207	H	Alabama A&M	64 76
								218	A	Southern U.	67 72
								218	H	Southern U.	60 59
								224	H	La.-Monroe	75 71
								265	A	Alcorn St.	55 44
								265	H	Alcorn St.	66 58
								282	A	Prairie View	55 73
								282	N	Prairie View	55 68
								290	H	Alabama St.	62 48
								312	A	Jackson St.	59 55
								312	H	Jackson St.	64 56
								331	A	Ark.-Pine Bluff	69 56
								339	A	Texas Southern	51 50
								339	H	Texas Southern	51 54
LAST 12 Division I GAMES:											
312	H	Jackson St.	64 56	331	A	Ark.-Pine Bluff	69 56				
282	A	Prairie View	55 73	312	A	Jackson St.	59 55				
339	A	Texas Southern	51 50	282	N	Prairie View	55 68				
265	H	Alcorn St.	66 58	339	H	Texas Southern	51 54				
218	H	Southern U.	60 59	265	A	Alcorn St.	55 44				
157	A	Mississippi Val.	55 63	218	A	Southern U.	67 72				

Non-Div I Games: Paul Quinn 92 31

Grambling

Loss, Non-Conf, S Site, H Home A Away N Neutral

Average RPI Win:	174	WON-LOST	WINNING	LAST 12	STRENGTH OF	OPP. STRENGTH	TEAM	ADJ.	CONF.	ADJ CONF.
Average RPI Loss:	129	RECORD	PCT. RANK	GAMES	SCHEDULE	OF SCHEDULE	RPI	RPI	RPI	RPI
DIV. I ONLY	23- 1	4	11- 1	144	113	25	25	13	13	
DIV. I NON-CONF.	10- 0	1	0- 0	71	17	10	10	16	16	
TOTALS	RPI 1-25	RPI 26-50	W-L RECORDS	RPI 51-100	RPI 101-150	RPI 150+				
23- 1	1- 0	0- 0	OVERALL	4- 0	7- 1	11- 0				
11- 1	0- 0	0- 0	HOME	2- 0	4- 1	5- 0				
10- 0	0- 0	0- 0	AWAY	1- 0	3- 0	6- 0				
2- 0	1- 0	0- 0	NEUTRAL	1- 0	0- 0	0- 0				
10- 0	1- 0	0- 0	NON-CONFERENCE	4- 0	3- 0	2- 0				
5- 0	0- 0	0- 0	HOME	2- 0	2- 0	1- 0				
3- 0	0- 0	0- 0	AWAY	1- 0	1- 0	1- 0				
2- 0	1- 0	0- 0	NEUTRAL	1- 0	0- 0	0- 0				
13- 1	0- 0	0- 0	CONFERENCE	0- 0	4- 1	9- 0				
6- 1	0- 0	0- 0	HOME	0- 0	2- 1	4- 0				
7- 0	0- 0	0- 0	AWAY	0- 0	2- 0	5- 0				
0- 0	0- 0	0- 0	NEUTRAL	0- 0	0- 0	0- 0				

RPI S	Opponent	Score	RPI S	Opponent	Score	RPI S	Opponent	Score	RPI S	Opponent	Score
15 N	Georgia Tech	67 62				69 H	Eastern Mich.	84 53	126 H	Marquette	66 50
						82 A	Toledo	72 65	129 A	Detroit	68 59
						82 H	Toledo	84 68	129 H	Detroit	58 70
						97 N	Illinois	82 62	132 H	UNI	75 67
									141 A	Wisconsin	65 49
									144 A	Wright St.	68 50
									144 H	Wright St.	64 59
									145 H	Ill.-Chicago	80 63
									202 A	Butler	60 36
									230 A	Milwaukee	88 53
									230 H	Milwaukee	85 39
									234 H	Loyola Chicago	76 49
									244 A	Youngstown St.	77 72
									244 H	Youngstown St.	75 50
									246 A	North Dakota St.	82 59
									258 H	Ball St.	80 39
									268 A	Cleveland St.	90 59
									268 H	Cleveland St.	80 58
									275 A	Valparaiso	65 37
LAST 12 Division I GAMES:											
244 A	Youngstown St.	77 72	202 A	Butler	60 36						
268 A	Cleveland St.	90 59	268 H	Cleveland St.	80 58						
144 H	Wright St.	64 59	244 H	Youngstown St.	75 50						
129 H	Detroit	58 70	129 A	Detroit	68 59						
230 H	Milwaukee	85 39	144 A	Wright St.	68 50						
275 A	Valparaiso	65 37	230 A	Milwaukee	88 53						

Non-Div I Games:

Green Bay

Average RPI Win:	228	WON-LOST	WINNING	LAST 12	STRENGTH OF	OPP. STRENGTH	TEAM	ADJ.	CONF.	ADJ CONF.
Average RPI Loss:	83	RECORD	PCT. RANK	GAMES	SCHEDULE	OF SCHEDULE	RPI	RPI	RPI	RPI
DIV. I ONLY	19- 4	18	10- 2	291	158	78	78	28	28	
DIV. I NON-CONF.	8- 3	73	1- 1	281	77	86	86	25	25	
TOTALS	RPI 1-25	RPI 26-50	W-L RECORDS	RPI 51-100	RPI 101-150	RPI 150+				
19- 4	0- 0	0- 1	OVERALL	2- 1	1- 2	16- 0				
8- 1	0- 0	0- 0	HOME	1- 0	0- 1	7- 0				
10- 3	0- 0	0- 1	AWAY	1- 1	1- 1	8- 0				
1- 0	0- 0	0- 0	NEUTRAL	0- 0	0- 0	1- 0				
8- 3	0- 0	0- 1	NON-CONFERENCE	0- 1	0- 1	8- 0				
2- 0	0- 0	0- 0	HOME	0- 0	0- 0	2- 0				
5- 3	0- 0	0- 1	AWAY	0- 1	0- 1	5- 0				
1- 0	0- 0	0- 0	NEUTRAL	0- 0	0- 0	1- 0				
11- 1	0- 0	0- 0	CONFERENCE	2- 0	1- 1	8- 0				
6- 1	0- 0	0- 0	HOME	1- 0	0- 1	5- 0				
5- 0	0- 0	0- 0	AWAY	1- 0	1- 0	3- 0				
0- 0	0- 0	0- 0	NEUTRAL	0- 0	0- 0	0- 0				

RPI S	Opponent	Score	RPI S	Opponent	Score	RPI S	Opponent	Score	RPI S	Opponent	Score
34	A Florida	46 63	52	A Tulane	53 66	104	A UAB	38 43			
			67	A Howard	52 39	143	A Coppin St.	76 50			
			67	H Howard	63 40	143	H Coppin St.	66 69			
						153	H UMBC	75 47			
						171	N Central Mich.	77 51			
						179	A Pittsburgh	60 37			
						194	A Boston College	71 63			
						215	H Md.-East. Shore	47 29			
						248	H South Carolina St.	73 41			
						261	H East Carolina	76 48			
						276	A Norfolk St.	68 46			
						276	H Norfolk St.	92 43			
						277	A Jacksonville	68 55			
						279	A Morgan St.	83 51			
						279	H Morgan St.	74 60			
						291	A IPFW	79 62			
						295	H Savannah St.	59 40			
						328	A Delaware St.	72 33			
						332	A Chicago St.	66 39			
LAST 12 Division I GAMES:											
215	H Md.-East. Shore	47 29	276	H Norfolk St.	92 43						
276	A Norfolk St.	68 46	279	A Morgan St.	83 51						
328	A Delaware St.	72 33	143	A Coppin St.	76 50						
279	H Morgan St.	74 60	67	H Howard	63 40						
143	H Coppin St.	66 69	261	H East Carolina	76 48						
67	A Howard	52 39	52	A Tulane	53 66						

Non-Div I Games:

Hampton

■ Loss,
 ■ Non-Conf, S Site,
 ■ Home
 ■ Away
 N Neutral

Average RPI Win:	202	WON-LOST	WINNING	LAST 12	STRENGTH OF	OPP. STRENGTH	TEAM	ADJ.	CONF.	ADJ CONF.
Average RPI Loss:	99	RECORD	PCT. RANK	GAMES	SCHEDULE	OF SCHEDULE	RPI	RPI	RPI	RPI
DIV. I ONLY	18- 10	93	9- 3	115	124	81	81	15	15	
DIV. I NON-CONF.	9- 5	97	0- 0	50	28	37	37	14	14	
TOTALS	RPI 1-25	RPI 26-50	W-L RECORDS	RPI 51-100	RPI 101-150	RPI 150+				
18- 10	0- 2	0- 2	OVERALL	2- 2	2- 1	14- 3				
11- 2	0- 0	0- 0	HOME	1- 1	2- 0	8- 1				
6- 8	0- 2	0- 2	AWAY	1- 1	0- 1	5- 2				
1- 0	0- 0	0- 0	NEUTRAL	0- 0	0- 0	1- 0				
9- 5	0- 2	0- 2	NON-CONFERENCE	1- 0	2- 1	6- 0				
6- 0	0- 0	0- 0	HOME	1- 0	2- 0	3- 0				
2- 5	0- 2	0- 2	AWAY	0- 0	0- 1	2- 0				
1- 0	0- 0	0- 0	NEUTRAL	0- 0	0- 0	1- 0				
9- 5	0- 0	0- 0	CONFERENCE	1- 2	0- 0	8- 3				
5- 2	0- 0	0- 0	HOME	0- 1	0- 0	5- 1				
4- 3	0- 0	0- 0	AWAY	1- 1	0- 0	3- 2				
0- 0	0- 0	0- 0	NEUTRAL	0- 0	0- 0	0- 0				

RPI 1-25				RPI 26-50				RPI 51-100 Team's RPI: 81				RPI 101+			
RPI	S	Opponent	Score	RPI	S	Opponent	Score	RPI	S	Opponent	Score	RPI	S	Opponent	Score
5	A	Notre Dame	43 98	44	A	Marist	51 57	53	H	Hofstra	61 59	102	A	Providence	46 63
17	A	St. John's (NY)	45 70	47	A	Richmond	56 69	77	A	Boston U.	46 53	131	H	LIU Brooklyn	54 45
								87	A	Albany (NY)	65 57	140	H	Harvard	72 61
								87	H	Albany (NY)	37 40	153	A	UMBC	59 71
												153	H	UMBC	66 54
												162	A	UCF	55 46
												178	N	TCU	64 60
												187	A	New Hampshire	45 64
												187	H	New Hampshire	64 46
												189	H	Manhattan	64 45
												194	H	Boston College	54 45
												205	H	Central Conn. St.	65 56
												229	A	Binghamton	63 41
												229	H	Binghamton	67 58
												271	A	Vermont	63 52
												271	H	Vermont	50 57
												273	A	Dartmouth	60 42
												315	H	Stony Brook	63 44
												317	A	Maine	59 40
												317	H	Maine	64 52
LAST 12 Division I GAMES:															
153	H	UMBC	66 54	315	H	Stony Brook	63 44								
317	A	Maine	59 40	77	A	Boston U.	46 53								
229	H	Binghamton	67 58	317	H	Maine	64 52								
271	A	Vermont	63 52	153	A	UMBC	59 71								
187	H	New Hampshire	64 46	229	A	Binghamton	63 41								
87	A	Albany (NY)	65 57	271	H	Vermont	50 57								

Non-Div I Games:

Hartford

Harvard

Through Games Of Sunday, February 19, 2012

Average RPI Win:	207	WON-LOST	WINNING	LAST 12	STRENGTH OF	OPP. STRENGTH	TEAM	ADJ.	CONF.	ADJ CONF.
Average RPI Loss:	129	RECORD	PCT. RANK	GAMES	SCHEDULE	OF SCHEDULE	RPI	RPI	RPI	RPI
DIV. I ONLY	13- 10	129	8- 4	156	159	140	140	20	20	
DIV. I NON-CONF.	7- 7	161	2- 1	163	128	154	154	18	18	
TOTALS	RPI 1-25	RPI 26-50	W-L RECORDS	RPI 51-100	RPI 101-150	RPI 150+				
13- 10	1- 0	0- 2	OVERALL	1- 1	1- 3	10- 4				
5- 4	1- 0	0- 1	HOME	1- 0	0- 1	3- 2				
7- 5	0- 0	0- 1	AWAY	0- 1	1- 2	6- 1				
1- 1	0- 0	0- 0	NEUTRAL	0- 0	0- 0	1- 1				
7- 7	1- 0	0- 1	NON-CONFERENCE	1- 1	0- 2	5- 3				
3- 2	1- 0	0- 0	HOME	1- 0	0- 0	1- 2				
3- 4	0- 0	0- 1	AWAY	0- 1	0- 2	3- 0				
1- 1	0- 0	0- 0	NEUTRAL	0- 0	0- 0	1- 1				
6- 3	0- 0	0- 1	CONFERENCE	0- 0	1- 1	5- 1				
2- 2	0- 0	0- 1	HOME	0- 0	0- 1	2- 0				
4- 1	0- 0	0- 0	AWAY	0- 0	1- 0	3- 1				
0- 0	0- 0	0- 0	NEUTRAL	0- 0	0- 0	0- 0				

RPI S	Opponent	Score	RPI S	Opponent	Score	RPI S	Opponent	Score	RPI S	Opponent	Score	Team's RPI: 140
17	H St. John's (NY)	63 56	28	H Princeton	56 84	77	H Boston U.	62 57	102	A Providence	60 71	
			41	A Iowa	81 90	81	A Hartford	61 72	114	A Yale	71 51	
									114	H Yale	63 68	
									125	A Minnesota	53 79	
									161	H Holy Cross	68 73	
									178	A TCU	56 44	
									187	A New Hampshire	69 62	
									201	A Brown	55 58	
									201	H Brown	65 57	
									202	N Butler	68 69	
									236	H North Dakota	57 60	
									238	A Massachusetts	68 47	
									240	H Penn	66 52	
									249	A Cornell	67 57	
									265	N Alcorn St.	78 55	
									273	A Dartmouth	71 63	
									316	H Rhode Island	69 57	
									337	A Columbia	68 56	
LAST 12 Division I GAMES:												
114	A Yale	71 51	201	H Brown	65 57							
201	A Brown	55 58	114	H Yale	63 68							
28	H Princeton	56 84	236	H North Dakota	57 60							
240	H Penn	66 52	273	A Dartmouth	71 63							
337	A Columbia	68 56	178	A TCU	56 44							
249	A Cornell	67 57	238	A Massachusetts	68 47							

Non-Div I Games:

Harvard

Loss, Non-Conf, S Site, H Home A Away N Neutral

Average RPI Win: 250	WON-LOST	WINNING	LAST 12	STRENGTH OF	OPP. STRENGTH	TEAM	ADJ.	CONF.	ADJ CONF.
Average RPI Loss: 137	RECORD	PCT. RANK	GAMES	SCHEDULE	OF SCHEDULE	RPI	RPI	RPI	RPI
DIV. I ONLY	9- 15	245	5- 7	145	209	247	247	25	25
DIV. I NON-CONF.	4- 10	266	0- 2	58	155	235	235	24	24
TOTALS	RPI 1-25	RPI 26-50	W-L RECORDS	RPI 51-100	RPI 101-150	RPI 150+			
9- 15	0- 1	0- 1	OVERALL	0- 5	1- 3	8- 5			
5- 12	0- 1	0- 1	HOME	0- 4	1- 3	4- 3			
4- 3	0- 0	0- 0	AWAY	0- 1	0- 0	4- 2			
0- 0	0- 0	0- 0	NEUTRAL	0- 0	0- 0	0- 0			
4- 10	0- 1	0- 1	NON-CONFERENCE	0- 4	1- 2	3- 2			
3- 9	0- 1	0- 1	HOME	0- 4	1- 2	2- 1			
1- 1	0- 0	0- 0	AWAY	0- 0	0- 0	1- 1			
0- 0	0- 0	0- 0	NEUTRAL	0- 0	0- 0	0- 0			
5- 5	0- 0	0- 0	CONFERENCE	0- 1	0- 1	5- 3			
2- 3	0- 0	0- 0	HOME	0- 0	0- 1	2- 2			
3- 2	0- 0	0- 0	AWAY	0- 1	0- 0	3- 1			
0- 0	0- 0	0- 0	NEUTRAL	0- 0	0- 0	0- 0			

RPI 1-25				RPI 26-50				RPI 51-100				RPI 101+ Team's RPI: 247			
RPI	S	Opponent	Score	RPI	S	Opponent	Score	RPI	S	Opponent	Score	RPI	S	Opponent	Score
14	H	DePaul	65 90	27	H	California	54 69	51	H	Virginia	43 60	103	H	San Diego St.	44 71
								58	A	Fresno St.	48 83	128	H	Denver	78 64
								64	H	Texas	50 71	136	H	Utah St.	55 69
								66	H	Fla. Gulf Coast	52 72	139	H	UC Davis	57 62
								95	H	North Carolina St.	54 84	175	H	Portland	64 82
												190	A	Louisiana Tech	61 49
												190	H	Louisiana Tech	61 46
												197	H	Portland St.	78 66
												264	A	Army	51 55
												265	H	Alcorn St.	66 63
												281	A	San Jose St.	67 83
												281	H	San Jose St.	58 67
												294	A	Nevada	72 63
												299	H	Idaho	61 69
												326	A	New Mexico St.	58 51
												326	H	New Mexico St.	51 48
												337	A	Columbia	66 55
LAST 12 Division I GAMES:															
190	A	Louisiana Tech	61 49	294	A	Nevada	72 63								
326	A	New Mexico St.	58 51	326	H	New Mexico St.	51 48								
281	H	San Jose St.	58 67	190	H	Louisiana Tech	61 46								
136	H	Utah St.	55 69	281	A	San Jose St.	67 83								
299	H	Idaho	61 69	95	H	North Carolina St.	54 84								
58	A	Fresno St.	48 83	66	H	Fla. Gulf Coast	52 72								

Non-Div I Games: Hawaii Hilo 60 51

Hawaii

High Point

Through Games Of Sunday, February 19, 2012

Average RPI Win:	209	WON-LOST	WINNING	LAST 12	STRENGTH OF	OPP. STRENGTH	TEAM	ADJ.	CONF.	ADJ CONF.
Average RPI Loss:	151	RECORD	PCT. RANK	GAMES	SCHEDULE	OF SCHEDULE	RPI	RPI	RPI	RPI
DIV. I ONLY	14- 10	117	8- 4	160	217	150	150	26	26	
DIV. I NON-CONF.	5- 6	191	0- 0	154	60	179	179	28	28	
TOTALS	RPI 1-25	RPI 26-50	W-L RECORDS	RPI 51-100	RPI 101-150	RPI 150+				
14- 10	0- 1	0- 0	OVERALL	2- 3	1- 1	11- 5				
8- 3	0- 0	0- 0	HOME	1- 0	0- 1	7- 2				
5- 4	0- 1	0- 0	AWAY	1- 1	1- 0	3- 2				
1- 3	0- 0	0- 0	NEUTRAL	0- 2	0- 0	1- 1				
5- 6	0- 1	0- 0	NON-CONFERENCE	2- 3	0- 0	3- 2				
3- 1	0- 0	0- 0	HOME	1- 0	0- 0	2- 1				
1- 2	0- 1	0- 0	AWAY	1- 1	0- 0	0- 0				
1- 3	0- 0	0- 0	NEUTRAL	0- 2	0- 0	1- 1				
9- 4	0- 0	0- 0	CONFERENCE	0- 0	1- 1	8- 3				
5- 2	0- 0	0- 0	HOME	0- 0	0- 1	5- 1				
4- 2	0- 0	0- 0	AWAY	0- 0	1- 0	3- 2				
0- 0	0- 0	0- 0	NEUTRAL	0- 0	0- 0	0- 0				

RPI S	Opponent	Score	RPI S	Opponent	Score	RPI S	Opponent	Score	RPI S	Opponent	Score	Team's RPI: 150
23	A Vanderbilt	54 70				51	A Virginia	41 67	108	A Liberty	73 69	
						70	N Central Ark.	56 69	108	H Liberty	65 73	
						86	H Davidson	82 69	153	N UMBC	62 51	
						88	N Cincinnati	40 62	179	H Pittsburgh	82 75	
						99	A VCU	82 67	196	A Campbell	68 89	
									196	H Campbell	77 65	
									198	A Radford	81 65	
									198	H Radford	61 66	
									210	A Winthrop	58 53	
									211	A Charleston So.	72 77	
									211	H Charleston So.	84 58	
									241	N Georgia St.	68 79	
									245	A Presbyterian	63 51	
									287	H Longwood	73 51	
									297	H Coastal Caro.	80 65	
									324	H Mercer	67 75	
									325	H Gardner-Webb	63 41	
									336	H UNC Asheville	89 49	
LAST 12 Division I GAMES:												
211	A Charleston So.	72 77	211	H Charleston So.	84 58							
196	A Campbell	68 89	297	H Coastal Caro.	80 65							
108	H Liberty	65 73	196	H Campbell	77 65							
198	H Radford	61 66	198	A Radford	81 65							
245	A Presbyterian	63 51	108	A Liberty	73 69							
210	A Winthrop	58 53	325	H Gardner-Webb	63 41							

Non-Div I Games:

High Point

Loss, Non-Conf, S Site, H Home A Away N Neutral

Average RPI Win:	157	WON-LOST	WINNING	LAST 12	STRENGTH OF	OPP. STRENGTH	TEAM	ADJ.	CONF.	ADJ CONF.
Average RPI Loss:	59	RECORD	PCT. RANK	GAMES	SCHEDULE	OF SCHEDULE	RPI	RPI	RPI	RPI
DIV. I ONLY	18- 8	73	7- 5	73	57	53	53	7	7	
DIV. I NON-CONF.	8- 3	73	0- 0	37	15	27	27	7	7	
TOTALS	RPI 1-25	RPI 26-50	W-L RECORDS	RPI 51-100	RPI 101-150	RPI 150+				
18- 8	2- 2	1- 3	OVERALL	3- 2	1- 0	11- 1				
9- 4	1- 1	1- 2	HOME	2- 0	0- 0	5- 1				
7- 4	0- 1	0- 1	AWAY	1- 2	1- 0	5- 0				
2- 0	1- 0	0- 0	NEUTRAL	0- 0	0- 0	1- 0				
8- 3	2- 0	1- 2	NON-CONFERENCE	0- 1	1- 0	4- 0				
4- 1	1- 0	1- 1	HOME	0- 0	0- 0	2- 0				
2- 2	0- 0	0- 1	AWAY	0- 1	1- 0	1- 0				
2- 0	1- 0	0- 0	NEUTRAL	0- 0	0- 0	1- 0				
10- 5	0- 2	0- 1	CONFERENCE	3- 1	0- 0	7- 1				
5- 3	0- 1	0- 1	HOME	2- 0	0- 0	3- 1				
5- 2	0- 1	0- 0	AWAY	1- 1	0- 0	4- 0				
0- 0	0- 0	0- 0	NEUTRAL	0- 0	0- 0	0- 0				

RPI 1-25				RPI 26-50				RPI 51-100 Team's RPI: 53				RPI 101+			
RPI	S	Opponent	Score	RPI	S	Opponent	Score	RPI	S	Opponent	Score	RPI	S	Opponent	Score
7	A	Delaware	66 84	28	H	Princeton	69 74	74	H	Towson	69 66	137	A	Eastern Wash.	90 69
7	H	Delaware	79 89	29	A	Gonzaga	88 101	81	A	Hartford	59 61	163	N	Drake	70 60
11	N	Kansas St.	64 54	35	H	James Madison	63 81	90	A	Drexel	68 61	170	H	Seton Hall	94 74
17	H	St. John's (NY)	93 82	44	H	Marist	71 69	90	H	Drexel	76 65	188	A	Old Dominion	81 68
								99	A	VCU	60 76	188	H	Old Dominion	79 81
												191	A	George Mason	82 70
												204	A	William & Mary	100 97
												204	H	William & Mary	82 75
												205	H	Central Conn. St.	67 60
												231	H	Northeastern	72 66
												241	A	Georgia St.	86 71
												241	H	Georgia St.	80 67
												322	A	Saint Peter's	66 52
LAST 12 Division I GAMES:															
74	H	Towson	69 66	90	A	Drexel	68 61								
7	H	Delaware	79 89	7	A	Delaware	66 84								
191	A	George Mason	82 70	231	H	Northeastern	72 66								
99	A	VCU	60 76	35	H	James Madison	63 81								
188	H	Old Dominion	79 81	188	A	Old Dominion	81 68								
204	H	William & Mary	82 75	241	H	Georgia St.	80 67								

Non-Div I Games:

Hofstra

■ Loss,
 ■ Non-Conf, S Site,
 ■ Home
 ■ Away
 N Neutral

Holy Cross

Through Games Of Sunday, February 19, 2012

Average RPI Win:	237	WON-LOST	WINNING	LAST 12	STRENGTH OF	OPP. STRENGTH	TEAM	ADJ.	CONF.	ADJ CONF.
Average RPI Loss:	157	RECORD	PCT. RANK	GAMES	SCHEDULE	OF SCHEDULE	RPI	RPI	RPI	RPI
DIV. I ONLY	15- 12	138	7- 5	217	224	161	161	29	29	
DIV. I NON-CONF.	9- 6	117	1- 0	170	114	103	103	29	29	
TOTALS	RPI 1-25	RPI 26-50	W-L RECORDS	RPI 51-100	RPI 101-150	RPI 150+				
15- 12	0- 2	1- 0	OVERALL	0- 0	1- 3	13- 7				
8- 4	0- 0	1- 0	HOME	0- 0	0- 1	7- 3				
6- 8	0- 1	0- 0	AWAY	0- 0	1- 2	5- 4				
1- 0	0- 0	0- 0	NEUTRAL	0- 0	0- 0	1- 0				
9- 6	0- 2	1- 0	NON-CONFERENCE	0- 0	1- 1	7- 3				
5- 1	0- 0	1- 0	HOME	0- 0	0- 0	4- 1				
3- 5	0- 2	0- 0	AWAY	0- 0	1- 1	2- 2				
1- 0	0- 0	0- 0	NEUTRAL	0- 0	0- 0	1- 0				
6- 6	0- 0	0- 0	CONFERENCE	0- 0	0- 2	6- 4				
3- 3	0- 0	0- 0	HOME	0- 0	0- 1	3- 2				
3- 3	0- 0	0- 0	AWAY	0- 0	0- 1	3- 2				
0- 0	0- 0	0- 0	NEUTRAL	0- 0	0- 0	3- 0				

RPI	S	Opponent	Score	RPI	S	Opponent	Score	RPI	S	Opponent	Score	RPI	S	Opponent	Score	Team's RPI: 161
2	A	Connecticut	37 77	49	H	Quinnipiac	80 70					114	A	Yale	71 76	
9	A	Miami (FL)	49 89									123	A	American	47 67	
												123	H	American	58 61	
												140	A	Harvard	73 68	
												187	A	New Hampshire	61 50	
												192	A	Lehigh	60 75	
												192	H	Lehigh	73 75	
												194	A	Boston College	58 67	
												201	A	Brown	81 74	
												203	A	Navy	55 38	
												203	H	Navy	56 73	
												205	A	Central Conn. St.	54 63	
												216	H	Fordham	43 54	
												222	H	Bryant	82 62	
												231	H	Northeastern	70 68	
												238	H	Massachusetts	76 64	
												264	H	Army	62 59	
												273	H	Dartmouth	65 63	
												279	N	Morgan St.	73 66	
												306	A	Lafayette	75 61	
												306	H	Lafayette	61 52	
												308	A	Colgate	69 74	
												329	A	Bucknell	49 38	
												329	H	Bucknell	70 53	
LAST 12 Division I GAMES:																
329	A	Bucknell	49 38	264	H	Army	62 59									
306	H	Lafayette	61 52	329	H	Bucknell	70 53									
123	A	American	47 67	306	A	Lafayette	75 61									
203	H	Navy	56 73	201	A	Brown	81 74									
192	H	Lehigh	73 75	123	H	American	58 61									
308	A	Colgate	69 74	203	A	Navy	55 38									

Non-Div I Games:

Holy Cross

■ Loss,
 ■ Non-Conf,
 ■ S Site,
 ■ H Home
 ■ A Away
 N Neutral

H
o
u
s
t
o
n

Houston				Through Games Of Sunday, February 19, 2012						
Average RPI Win:	280	WON-LOST	WINNING	LAST 12	STRENGTH OF	OPP. STRENGTH	TEAM	ADJ.	CONF.	ADJ CONF.
Average RPI Loss:	154	RECORD	PCT. RANK	GAMES	SCHEDULE	OF SCHEDULE	RPI	RPI	RPI	RPI
DIV. I ONLY		2- 23	336	1- 11	131	172	319	319	11	11
DIV. I NON-CONF.		1- 11	334	0- 0	242	219	331	331	12	12

TOTALS	RPI 1-25	RPI 26-50		W-L RECORDS		RPI 51-100		RPI 101-150		RPI 150+
2- 23	0- 1	0- 1		OVERALL		0- 5		0- 4		2- 12
1- 14	0- 0	0- 1		HOME		0- 2		0- 4		1- 7
1- 9	0- 1	0- 0		AWAY		0- 3		0- 0		1- 5
0- 0	0- 0	0- 0		NEUTRAL		0- 0		0- 0		0- 0
1- 11	0- 1	0- 1		NON-CONFERENCE		0- 1		0- 3		1- 5
1- 7	0- 0	0- 1		HOME		0- 0		0- 3		1- 3
0- 4	0- 1	0- 0		AWAY		0- 1		0- 0		0- 2
0- 0	0- 0	0- 0		NEUTRAL		0- 0		0- 0		0- 0
1- 12	0- 0	0- 0		CONFERENCE		0- 4		0- 1		1- 7
0- 7	0- 0	0- 0		HOME		0- 2		0- 1		0- 4
1- 5	0- 0	0- 0		AWAY		0- 2		0- 0		1- 3
0- 0	0- 0	0- 0		NEUTRAL		0- 0		0- 0		0- 0

RPI 1-25				RPI 26-50				RPI 51-100				RPI 101+ Team's RPI: 319			
RPI	S	Opponent	Score	RPI	S	Opponent	Score	RPI	S	Opponent	Score	RPI	S	Opponent	Score
21	A	Georgetown	36 66	50	H	Texas Tech	58 88	52	H	Tulane	51 71	104	H	UAB	43 67
								56	A	UTEP	43 87	107	H	McNeese St.	59 72
								56	H	UTEP	51 71	114	H	Yale	62 80
								85	A	Memphis	41 69	117	H	Oral Roberts	60 76
								94	A	Washington	60 85	154	H	Marshall	41 65
												178	H	TCU	35 80
												184	A	Tulsa	53 67
												184	H	Tulsa	48 77
												190	H	Louisiana Tech	53 79
												193	H	Rice	50 58
												212	A	SMU	61 76
												212	H	SMU	50 63
												217	A	Southern Miss.	56 49
												261	A	East Carolina	77 83
												293	A	New Mexico	44 70
												300	A	UTSA	59 70
												326	H	New Mexico St.	62 63
												342	H	Houston Baptist	83 60
LAST 12 Division I GAMES:															
56	H	UTEP	51 71	193	H	Rice	50 58	56	A	UTEP	43 87				
261	A	East Carolina	77 83	184	H	Tulsa	48 77	104	H	UAB	43 67				
85	A	Memphis	41 69	212	A	SMU	61 76	217	A	Southern Miss.	56 49				
52	H	Tulane	51 71												
184	A	Tulsa	53 67												
212	H	SMU	50 63												

Non-Div I Games:

Houston

Houston Baptist

Through Games Of Sunday, February 19, 2012

Average RPI Win:	0	WON-LOST	WINNING	LAST 12	STRENGTH OF	OPP. STRENGTH	TEAM	ADJ.	CONF.	ADJ CONF.
Average RPI Loss:	238	RECORD	PCT. RANK	GAMES	SCHEDULE	OF SCHEDULE	RPI	RPI	RPI	RPI
DIV. I ONLY	0- 22	342	0- 11	336	340	342	342	33	33	
DIV. I NON-CONF.	0- 16	337	0- 5	285	331	341	341	33	33	
TOTALS	RPI 1-25	RPI 26-50	W-L RECORDS	RPI 51-100	RPI 101-150	RPI 150+				
0- 22	0- 0	0- 1	OVERALL	0- 1	0- 0	0- 20				
0- 10	0- 0	0- 0	HOME	0- 0	0- 0	0- 10				
0- 11	0- 0	0- 1	AWAY	0- 1	0- 0	0- 9				
0- 1	0- 0	0- 0	NEUTRAL	0- 0	0- 0	0- 1				
0- 16	0- 0	0- 1	NON-CONFERENCE	0- 1	0- 0	0- 14				
0- 7	0- 0	0- 0	HOME	0- 0	0- 0	0- 7				
0- 8	0- 0	0- 1	AWAY	0- 1	0- 0	0- 6				
0- 1	0- 0	0- 0	NEUTRAL	0- 0	0- 0	0- 1				
0- 6	0- 0	0- 0	CONFERENCE	0- 0	0- 0	0- 6				
0- 3	0- 0	0- 0	HOME	0- 0	0- 0	0- 3				
0- 3	0- 0	0- 0	AWAY	0- 0	0- 0	0- 3				
0- 0	0- 0	0- 0	NEUTRAL	0- 0	0- 0	0- 0				

RPI S	Opponent	Score	RPI S	Opponent	Score	RPI S	Opponent	Score	RPI S	Opponent	Score	Team's RPI: 342
39	A Iowa St.	33 73	56	A UTEP	53 82	152	A UMKC	45 92	155	H Stephen F. Austin	39 53	
						159	H Lamar	40 73	168	H Sam Houston St.	51 69	
						193	A Rice	42 75	203	A Navy	31 67	
						223	N George Washington	44 80	226	A Texas St.	61 86	
						236	A North Dakota	34 93	262	H Tex.-Pan American	41 55	
						271	H Vermont	47 60	293	H New Mexico	38 65	
						304	A Texas-Arlington	61 78	319	A Houston	60 83	
						320	A NJIT	28 88	320	H NJIT	52 69	
						323	H A&M-Corpus Christi	45 65	332	A Chicago St.	41 63	
						332	H Chicago St.	66 79	339	H Texas Southern	44 54	
LAST 12 Division I GAMES:												
320	A NJIT	28 88	320	H NJIT	52 69							
332	A Chicago St.	41 63	168	H Sam Houston St.	51 69							
339	H Texas Southern	44 54	304	A Texas-Arlington	61 78							
236	A North Dakota	34 93	226	A Texas St.	61 86							
262	H Tex.-Pan American	41 55	159	H Lamar	40 73							
332	H Chicago St.	66 79	293	H New Mexico	38 65							

Non-Div I Games: Huston-Tillotson 87 70

Houston Baptist

■ Loss,
 ■ Non-Conf,
 ■ S Site,
 ■ Home
 ■ A Away
 N Neutral

Average RPI Win: 228	WON-LOST	WINNING	LAST 12	STRENGTH OF	OPP. STRENGTH	TEAM	ADJ.	CONF.	ADJ CONF.
Average RPI Loss: 81	RECORD	PCT. RANK	GAMES	SCHEDULE	OF SCHEDULE	RPI	RPI	RPI	RPI
DIV. I ONLY	20- 7	42	10- 2	154	215	67	67	28	28
DIV. I NON-CONF.	8- 5	107	0- 0	76	66	52	52	25	25
TOTALS	RPI 1-25	RPI 26-50	W-L RECORDS	RPI 51-100	RPI 101-150	RPI 150+			
20- 7	0- 3	0- 0	OVERALL	1- 2	4- 0	15- 2			
9- 1	0- 0	0- 0	HOME	0- 1	2- 0	7- 0			
10- 6	0- 3	0- 0	AWAY	1- 1	1- 0	8- 2			
1- 0	0- 0	0- 0	NEUTRAL	0- 0	1- 0	0- 0			
8- 5	0- 3	0- 0	NON-CONFERENCE	1- 0	1- 0	6- 2			
3- 0	0- 0	0- 0	HOME	0- 0	0- 0	3- 0			
4- 5	0- 3	0- 0	AWAY	1- 0	0- 0	3- 2			
1- 0	0- 0	0- 0	NEUTRAL	0- 0	1- 0	0- 0			
12- 2	0- 0	0- 0	CONFERENCE	0- 2	3- 0	9- 0			
6- 1	0- 0	0- 0	HOME	0- 1	2- 0	4- 0			
6- 1	0- 0	0- 0	AWAY	0- 1	1- 0	5- 0			
0- 0	0- 0	0- 0	NEUTRAL	0- 0	0- 0	0- 0			

RPI	S	Opponent	Score	RPI	S	Opponent	Score	RPI	S	Opponent	Score	RPI	S	Opponent	Score
1	A	Baylor	28 82					78	A	Hampton	40 63	129	N	Detroit	60 58
17	A	St. John's (NY)	48 63					78	H	Hampton	39 52	143	A	Coppin St.	50 49
19	A	Ohio St.	50 73					89	A	Wake Forest	63 59	143	H	Coppin St.	63 52
												146	H	Florida A&M	68 61
												170	A	Seton Hall	63 44
												180	A	Loyola Maryland	56 62
												195	A	Akron	63 64
												203	H	Navy	60 50
												209	H	Buffalo	81 57
												213	A	Mt. St. Mary's	67 55
												215	A	Md.-East. Shore	49 36
												220	A	Fairleigh Dickinson	66 56
												248	A	South Carolina St.	69 46
												272	H	N.C. A&T	65 57
												276	A	Norfolk St.	73 50
												279	A	Morgan St.	64 55
												295	A	Savannah St.	64 51
												318	H	Bethune-Cookman	58 50
												320	H	NJIT	58 31
												328	H	Delaware St.	59 49
												341	H	N.C. Central	67 26
LAST 12 Division I GAMES:															
143	A	Coppin St.	50 49	295	A	Savannah St.	64 51								
318	H	Bethune-Cookman	58 50	78	H	Hampton	39 52								
146	H	Florida A&M	68 61	341	H	N.C. Central	67 26								
279	A	Morgan St.	64 55	272	H	N.C. A&T	65 57								
215	A	Md.-East. Shore	49 36	276	A	Norfolk St.	73 50								
248	A	South Carolina St.	69 46	78	A	Hampton	40 63								

Non-Div I Games:

Howard

■ Loss,
 ■ Non-Conf,
 ■ S Site,
 ■ Home
 ■ A Away
 N Neutral

Average RPI Win: 210		WON-LOST	WINNING	LAST 12	STRENGTH OF		OPP. STRENGTH	TEAM	ADJ.	CONF.	ADJ CONF.
Average RPI Loss: 165		RECORD	PCT. RANK	GAMES	SCHEDULE		OF SCHEDULE	RPI	RPI	RPI	RPI
DIV. I ONLY		7- 18	277	4- 8	199		179	291	291	19	19
DIV. I NON-CONF.		2- 8	292	1- 0	133		172	296	296	11	11
TOTALS		RPI 1-25	RPI 26-50		W-L RECORDS		RPI 51-100	RPI 101-150		RPI 150+	
7- 18	0- 0	0- 1		OVERALL		1- 5	0- 3		6- 9		
6- 7	0- 0	0- 0		HOME		1- 2	0- 1		5- 4		
1- 11	0- 0	0- 1		AWAY		0- 3	0- 2		1- 5		
0- 0	0- 0	0- 0		NEUTRAL		0- 0	0- 0		0- 0		
2- 8	0- 0	0- 1		NON-CONFERENCE		0- 3	0- 1		2- 3		
2- 3	0- 0	0- 0		HOME		0- 1	0- 0		2- 2		
0- 5	0- 0	0- 1		AWAY		0- 2	0- 1		0- 1		
0- 0	0- 0	0- 0		NEUTRAL		0- 0	0- 0		0- 0		
5- 10	0- 0	0- 0		CONFERENCE		1- 2	0- 2		4- 6		
4- 4	0- 0	0- 0		HOME		1- 1	0- 1		3- 2		
1- 6	0- 0	0- 0		AWAY		0- 1	0- 1		1- 4		
0- 0	0- 0	0- 0		NEUTRAL		0- 0	0- 0		0- 0		

RPI 1-25				RPI 26-50				RPI 51-100				RPI 101+				Team's RPI:	291
RPI	S	Opponent	Score	RPI	S	Opponent	Score	RPI	S	Opponent	Score	RPI	S	Opponent	Score		
				30	A	Purdue	36 73	65	A	South Dakota St.	58 81	117	A	Oral Roberts	62 102		
								65	H	South Dakota St.	66 76	117	H	Oral Roberts	61 62		
								68	A	Michigan St.	56 62	129	A	Detroit	60 90		
								78	H	Hampton	62 79	152	H	UMKC	82 76		
								88	A	Cincinnati	42 74	174	H	SIU Edwardsville	57 72		
								100	H	South Dakota	65 63	202	H	Butler	68 60		
												233	A	Oakland	52 45		
												233	H	Oakland	47 67		
												239	A	Western Ill.	75 81		
												239	H	Western Ill.	73 54		
												244	H	Youngstown St.	81 91		
												246	A	North Dakota St.	70 77		
												246	H	North Dakota St.	50 64		
												257	A	IUPUI	62 76		
												257	H	IUPUI	59 50		
												275	A	Valparaiso	43 64		
												287	H	Longwood	73 54		
												303	A	Southern Utah	68 80		
LAST 12 Division I GAMES:																	
				117	H	Oral Roberts	61 62	117	A	Oral Roberts	62 102						
				233	A	Oakland	52 45	303	A	Southern Utah	68 80						
				239	A	Western Ill.	75 81	287	H	Longwood	73 54						
				257	A	IUPUI	62 76	233	H	Oakland	47 67						
				246	H	North Dakota St.	50 64	257	H	IUPUI	59 50						
				65	H	South Dakota St.	66 76	239	H	Western Ill.	73 54						

Non-Div I Games:	Grace (IN)	71	54
------------------	------------	----	----

IPFW

Loss, Non-Conf, S Site, H Home A Away N Neutral

Average RPI Win: 218	WON-LOST	WINNING	LAST 12	STRENGTH OF	OPP. STRENGTH	TEAM	ADJ.	CONF.	ADJ CONF.
Average RPI Loss: 165	RECORD	PCT. RANK	GAMES	SCHEDULE	OF SCHEDULE	RPI	RPI	RPI	RPI
DIV. I ONLY	10- 15	236	6- 6	266	154	257	257	19	19
DIV. I NON-CONF.	3- 7	262	0- 0	246	87	266	266	11	11
TOTALS	RPI 1-25	RPI 26-50	W-L RECORDS	RPI 51-100	RPI 101-150	RPI 150+			
10- 15	0- 0	0- 2	OVERALL	1- 2	1- 3	8- 8			
7- 4	0- 0	0- 0	HOME	1- 1	1- 1	5- 2			
1- 11	0- 0	0- 2	AWAY	0- 1	0- 2	1- 6			
2- 0	0- 0	0- 0	NEUTRAL	0- 0	0- 0	2- 0			
3- 7	0- 0	0- 2	NON-CONFERENCE	0- 0	0- 2	3- 3			
1- 2	0- 0	0- 0	HOME	0- 0	0- 1	1- 1			
0- 5	0- 0	0- 2	AWAY	0- 0	0- 1	0- 2			
2- 0	0- 0	0- 0	NEUTRAL	0- 0	0- 0	2- 0			
7- 8	0- 0	0- 0	CONFERENCE	1- 2	1- 1	5- 5			
6- 2	0- 0	0- 0	HOME	1- 1	1- 0	4- 1			
1- 6	0- 0	0- 0	AWAY	0- 1	0- 1	1- 4			
0- 0	0- 0	0- 0	NEUTRAL	0- 0	0- 0	0- 0			

RPI S	Opponent	Score	RPI S	Opponent	Score	RPI S	Opponent	Score	RPI S	Opponent	Score	Team's RPI: 257
30	A Purdue	45 75	65	H South Dakota St.	63 74	111	H Eastern Ill.	49 64				
46	A Kansas	50 71	100	A South Dakota	65 73	117	A Oral Roberts	55 67				
			100	H South Dakota	52 42	117	H Oral Roberts	72 48				
						138	A Indiana St.	40 65				
						152	A UMKC	55 63				
						158	N Fla. Atlantic	74 64				
						159	N Lamar	61 34				
						199	H Indiana	64 65				
						202	A Butler	50 58				
						233	A Oakland	50 54				
						233	H Oakland	64 61				
						239	A Western Ill.	68 64				
						239	H Western Ill.	60 65				
						246	H North Dakota St.	49 39				
						254	A Southern Ill.	63 77				
						291	A IPFW	50 59				
						291	H IPFW	76 62				
						303	A Southern Utah	48 58				
						303	H Southern Utah	56 49				
						330	H St. Francis (NY)	75 56				
LAST 12 Division I GAMES:												
100	H South Dakota	52 42	100	A South Dakota	65 73							
117	A Oral Roberts	55 67	152	A UMKC	55 63							
303	A Southern Utah	48 58	303	H Southern Utah	56 49							
233	H Oakland	64 61	117	H Oral Roberts	72 48							
291	H IPFW	76 62	291	A IPFW	50 59							
239	A Western Ill.	68 64	233	A Oakland	50 54							

Non-Div I Games: Marygrove 82 43 Trine 79 24

IUPUI

■ Loss,
 ■ Non-Conf, S Site,
 ■ Home
 ■ Away
 N Neutral

Average RPI Win:	271	WON-LOST	WINNING	LAST 12	STRENGTH OF	OPP. STRENGTH	TEAM	ADJ.	CONF.	ADJ CONF.
Average RPI Loss:	177	RECORD	PCT. RANK	GAMES	SCHEDULE	OF SCHEDULE	RPI	RPI	RPI	RPI
DIV. I ONLY	6- 19	297	3- 9	216	274	299	299	25	25	
DIV. I NON-CONF.	3- 11	289	0- 1	144	290	288	288	24	24	
TOTALS	RPI 1-25	RPI 26-50	W-L RECORDS	RPI 51-100	RPI 101-150	RPI 150+				
6- 19	0- 0	0- 1	OVERALL	0- 3	0- 5	6- 10				
2- 9	0- 0	0- 1	HOME	0- 2	0- 2	2- 4				
2- 8	0- 0	0- 0	AWAY	0- 1	0- 2	2- 5				
2- 2	0- 0	0- 0	NEUTRAL	0- 0	0- 1	2- 1				
3- 11	0- 0	0- 1	NON-CONFERENCE	0- 1	0- 4	3- 5				
1- 5	0- 0	0- 1	HOME	0- 1	0- 1	1- 2				
0- 4	0- 0	0- 0	AWAY	0- 0	0- 2	0- 2				
2- 2	0- 0	0- 0	NEUTRAL	0- 0	0- 1	2- 1				
3- 8	0- 0	0- 0	CONFERENCE	0- 2	0- 1	3- 5				
1- 4	0- 0	0- 0	HOME	0- 1	0- 1	1- 2				
2- 4	0- 0	0- 0	AWAY	0- 1	0- 0	2- 3				
0- 0	0- 0	0- 0	NEUTRAL	0- 0	0- 0	2- 0				

RPI S	Opponent	Score	RPI S	Opponent	Score	RPI S	Opponent	Score	RPI S	Opponent	Score	Team's RPI: 299
29	H Gonzaga	42 91	58	A Fresno St.	68 76	124	A Colorado	59 68				
			58	H Fresno St.	49 72	127	N Pepperdine	48 57				
			94	H Washington	49 66	136	H Utah St.	70 78				
						137	A Eastern Wash.	61 76				
						142	H Seattle	72 80				
						166	A Montana	57 64				
						190	A Louisiana Tech	54 66				
						190	H Louisiana Tech	57 61				
						217	N Southern Miss.	62 63				
						232	H Wyoming	65 59				
						236	A North Dakota	54 84				
						236	H North Dakota	68 78				
						236	N North Dakota	53 50				
						247	A Hawaii	69 61				
						281	A San Jose St.	67 63				
						294	A Nevada	60 64				
						294	H Nevada	70 76				
						302	N Morehead St.	71 45				
						307	H UC Riverside	57 70				
						326	A New Mexico St.	47 61				
						326	H New Mexico St.	62 59				
LAST 12 Division I GAMES:												
294	A Nevada	60 64	136	H Utah St.	70 78							
58	A Fresno St.	68 76	294	H Nevada	70 76							
190	H Louisiana Tech	57 61	58	H Fresno St.	49 72							
326	H New Mexico St.	62 59	326	A New Mexico St.	47 61							
281	A San Jose St.	67 63	190	A Louisiana Tech	54 66							
247	A Hawaii	69 61	142	H Seattle	72 80							

Non-Div I Games: Carroll (MT) 63 40 Corban 77 74

Idaho

Loss, Non-Conf, S Site, H Home A Away N Neutral

Average RPI Win:	214	WON-LOST	WINNING	LAST 12	STRENGTH OF	OPP. STRENGTH	TEAM	ADJ.	CONF.	ADJ CONF.
Average RPI Loss:	125	RECORD	PCT. RANK	GAMES	SCHEDULE	OF SCHEDULE	RPI	RPI	RPI	RPI
DIV. I ONLY	18- 6	38	11- 1	129	267	73	73	18	18	
DIV. I NON-CONF.	6- 5	139	0- 0	44	313	90	90	17	17	
TOTALS	RPI 1-25	RPI 26-50	W-L RECORDS	RPI 51-100	RPI 101-150	RPI 150+				
18- 6	0- 0	0- 0	OVERALL	2- 3	4- 2	12- 1				
8- 2	0- 0	0- 0	HOME	0- 1	2- 1	6- 0				
7- 3	0- 0	0- 0	AWAY	0- 1	2- 1	5- 1				
3- 1	0- 0	0- 0	NEUTRAL	2- 1	0- 0	1- 0				
6- 5	0- 0	0- 0	NON-CONFERENCE	2- 3	1- 1	3- 1				
2- 1	0- 0	0- 0	HOME	0- 1	1- 0	1- 0				
1- 3	0- 0	0- 0	AWAY	0- 1	0- 1	1- 1				
3- 1	0- 0	0- 0	NEUTRAL	2- 1	0- 0	1- 0				
12- 1	0- 0	0- 0	CONFERENCE	0- 0	3- 1	9- 0				
6- 1	0- 0	0- 0	HOME	0- 0	1- 1	5- 0				
6- 0	0- 0	0- 0	AWAY	0- 0	2- 0	4- 0				
0- 0	0- 0	0- 0	NEUTRAL	0- 0	0- 0	0- 0				

RPI 1-25			RPI 26-50			RPI 51-100			Team's RPI: 73	RPI 101+		
RPI	S	Opponent	Score	RPI	S	Opponent	Score	RPI	S	Opponent	Score	RPI
								52	N	Tulane	37 45	116
								56	A	UTEP	63 79	130
								72	N	Chattanooga	65 62	130
								91	N	South Fla.	76 63	133
								100	H	South Dakota	54 66	133
												136
												166
												166
												197
												197
												252
												270
												297
												301
												301
												312
												326
												333
												333
LAST 12 Division I GAMES:												

Non-Div I Games: Okla. Panhandle 90 48 Great Falls 86 42

Idaho St.

Loss, Non-Conf, S Site, H Home A Away N Neutral

Ill.-Chicago

Through Games Of Sunday, February 19, 2012

Average RPI Win:	224	WON-LOST	WINNING	LAST 12	STRENGTH OF	OPP. STRENGTH	TEAM	ADJ.	CONF.	ADJ CONF.
Average RPI Loss:	154	RECORD	PCT. RANK	GAMES	SCHEDULE	OF SCHEDULE	RPI	RPI	RPI	RPI
DIV. I ONLY	14- 10	117	7- 5	202	218	145	145	13	13	
DIV. I NON-CONF.	5- 4	134	0- 0	196	246	164	164	16	16	
TOTALS	RPI 1-25	RPI 26-50	W-L RECORDS	RPI 51-100	RPI 101-150	RPI 150+				
14- 10	0- 1	0- 0	OVERALL	0- 1	2- 4	12- 4				
9- 2	0- 0	0- 0	HOME	0- 0	2- 2	7- 0				
5- 8	0- 1	0- 0	AWAY	0- 1	0- 2	5- 4				
0- 0	0- 0	0- 0	NEUTRAL	0- 0	0- 0	0- 0				
5- 4	0- 0	0- 0	NON-CONFERENCE	0- 1	1- 1	4- 2				
4- 1	0- 0	0- 0	HOME	0- 0	1- 1	3- 0				
1- 3	0- 0	0- 0	AWAY	0- 1	0- 0	1- 2				
0- 0	0- 0	0- 0	NEUTRAL	0- 0	0- 0	0- 0				
9- 6	0- 1	0- 0	CONFERENCE	0- 0	1- 3	8- 2				
5- 1	0- 0	0- 0	HOME	0- 0	1- 1	4- 0				
4- 5	0- 1	0- 0	AWAY	0- 0	0- 2	4- 2				
0- 0	0- 0	0- 0	NEUTRAL	0- 0	0- 0	0- 0				

RPI 1-25				RPI 26-50				RPI 51-100				RPI 101+ Team's RPI: 145			
RPI	S	Opponent	Score	RPI	S	Opponent	Score	RPI	S	Opponent	Score	RPI	S	Opponent	Score
25	A	Green Bay	63 80					80	A	Illinois St.	56 77	111	H	Eastern Ill.	66 50
												129	A	Detroit	57 62
												129	H	Detroit	66 59
												138	H	Indiana St.	59 75
												144	A	Wright St.	70 80
												144	H	Wright St.	60 62
												163	H	Drake	61 48
												174	A	SIU Edwardsville	57 63
												181	A	Northern Ill.	49 47
												202	A	Butler	48 51
												202	H	Butler	77 42
												230	A	Milwaukee	67 41
												233	A	Oakland	45 48
												234	A	Loyola Chicago	57 56
												244	A	Youngstown St.	77 68
												244	H	Youngstown St.	70 62
												256	H	Saint Louis	68 60
												268	A	Cleveland St.	80 83
												268	H	Cleveland St.	72 50
												275	A	Valparaiso	54 43
												275	H	Valparaiso	54 43
												321	H	Southeast Mo. St.	69 54
LAST 12 Division I GAMES:															
202	A	Butler	48 51	234	A	Loyola Chicago	57 56								
275	A	Valparaiso	54 43	275	H	Valparaiso	54 43								
268	H	Cleveland St.	72 50	202	H	Butler	77 42								
244	H	Youngstown St.	70 62	244	A	Youngstown St.	77 68								
129	A	Detroit	57 62	268	A	Cleveland St.	80 83								
144	A	Wright St.	70 80	144	H	Wright St.	60 62								

Non-Div I Games: Roosevelt 78 58 Central Methodist 67 46

Ill.-Chicago

Loss, Non-Conf, S Site, H Home A Away N Neutral

Average RPI Win: 141		WON-LOST	WINNING	LAST 12	STRENGTH OF	OPP. STRENGTH	TEAM	ADJ.	CONF.	ADJ CONF.
Average RPI Loss: 55		RECORD	PCT. RANK	GAMES	SCHEDULE	OF SCHEDULE	RPI	RPI	RPI	RPI
DIV. I ONLY		10- 17	246	4- 8	12	64	97	97	5	5
DIV. I NON-CONF.		6- 7	181	0- 0	13	78	76	76	4	4
TOTALS	RPI 1-25	RPI 26-50		W-L RECORDS		RPI 51-100	RPI 101-150	RPI 150+		
10- 17	1- 3	0- 9		OVERALL		3- 2	2- 3	4- 0		
4- 6	1- 1	0- 4		HOME		1- 0	1- 1	1- 0		
5- 7	0- 1	0- 3		AWAY		2- 1	0- 2	3- 0		
1- 4	0- 1	0- 2		NEUTRAL		0- 1	1- 0	0- 0		
6- 7	0- 1	0- 4		NON-CONFERENCE		2- 1	1- 1	3- 0		
2- 1	0- 0	0- 1		HOME		1- 0	0- 0	1- 0		
3- 2	0- 0	0- 1		AWAY		1- 0	0- 1	2- 0		
1- 4	0- 1	0- 2		NEUTRAL		0- 1	1- 0	0- 0		
4- 10	1- 2	0- 5		CONFERENCE		1- 1	1- 2	1- 0		
2- 5	1- 1	0- 3		HOME		0- 0	1- 1	0- 0		
2- 5	0- 1	0- 2		AWAY		1- 1	0- 1	1- 0		
0- 0	0- 0	0- 0		NEUTRAL		0- 0	0- 0	0- 0		

RPI 1-25				RPI 26-50				RPI 51-100				Team's RPI: 97		RPI 101+			
RPI	S	Opponent	Score	RPI	S	Opponent	Score	RPI	S	Opponent	Score		RPI	S	Opponent	Score	
19	A	Ohio St.	84 96	27	A	California	56 80	54	N	Arizona St.	50 51		121	A	Oregon	74 77	
19	H	Ohio St.	66 65	30	A	Purdue	66 77	68	A	Michigan St.	71 62		125	A	Minnesota	53 60	
24	H	Penn St.	65 71	30	H	Purdue	63 64	80	A	Illinois St.	66 56		125	H	Minnesota	72 67	
25	N	Green Bay	62 82	33	H	South Carolina	52 71	85	H	Memphis	62 54		130	N	Montana St.	68 56	
				37	H	Michigan	50 70	92	A	Northwestern	58 59		141	H	Wisconsin	67 70	
				41	A	Iowa	62 69						199	A	Indiana	61 60	
				42	H	Nebraska	47 67						207	H	Alabama A&M	83 65	
				43	N	Dayton	66 80						228	A	Clemson	61 50	
				50	N	Texas Tech	64 70						268	A	Cleveland St.	72 42	
LAST 12 Division I GAMES:																	
				125	A	Minnesota	53 60	68	A	Michigan St.	71 62						
				199	A	Indiana	61 60	19	A	Ohio St.	84 96						
				19	H	Ohio St.	66 65	24	H	Penn St.	65 71						
				30	A	Purdue	66 77	92	A	Northwestern	58 59						
				125	H	Minnesota	72 67	141	H	Wisconsin	67 70						
				42	H	Nebraska	47 67	41	A	Iowa	62 69						

Non-Div I Games:

Illinois

Loss, Non-Conf, S Site, H Home A Away N Neutral

Average RPI Win: 177	WON-LOST	WINNING	LAST 12	STRENGTH OF	OPP. STRENGTH	TEAM	ADJ.	CONF.	ADJ CONF.
Average RPI Loss: 83	RECORD	PCT. RANK	GAMES	SCHEDULE	OF SCHEDULE	RPI	RPI	RPI	RPI
DIV. I ONLY	15- 10	111	8- 4	91	90	80	80	10	10
DIV. I NON-CONF.	5- 6	191	0- 0	86	27	145	145	10	10
TOTALS	RPI 1-25	RPI 26-50	W-L RECORDS	RPI 51-100	RPI 101-150	RPI 150+			
15- 10	0- 1	0- 1	OVERALL	1- 5	6- 3	8- 0			
10- 2	0- 1	0- 0	HOME	1- 1	4- 0	5- 0			
4- 8	0- 0	0- 1	AWAY	0- 4	2- 3	2- 0			
1- 0	0- 0	0- 0	NEUTRAL	0- 0	0- 0	1- 0			
5- 6	0- 1	0- 1	NON-CONFERENCE	0- 3	1- 1	4- 0			
3- 2	0- 1	0- 0	HOME	0- 1	1- 0	2- 0			
1- 4	0- 0	0- 1	AWAY	0- 2	0- 1	1- 0			
1- 0	0- 0	0- 0	NEUTRAL	0- 0	0- 0	1- 0			
10- 4	0- 0	0- 0	CONFERENCE	1- 2	5- 2	4- 0			
7- 0	0- 0	0- 0	HOME	1- 0	3- 0	3- 0			
3- 4	0- 0	0- 0	AWAY	0- 2	2- 2	1- 0			
0- 0	0- 0	0- 0	NEUTRAL	0- 0	0- 0	0- 0			

RPI 1-25				RPI 26-50				RPI 51-100 Team's RPI: 80				RPI 101+			
RPI	S	Opponent	Score	RPI	S	Opponent	Score	RPI	S	Opponent	Score	RPI	S	Opponent	Score
14	H	DePaul	54 73	37	A	Michigan	59 76	54	A	Arizona St.	54 77	101	A	Wichita St.	68 59
								55	A	Missouri St.	68 83	111	A	Eastern Ill.	69 83
								92	A	Northwestern	62 69	132	A	UNI	73 79
								96	A	Creighton	59 68	132	H	UNI	84 68
								96	H	Creighton	79 66	138	A	Indiana St.	53 67
								97	H	Illinois	56 66	138	H	Indiana St.	78 67
												145	H	Ill.-Chicago	77 56
												149	A	Bradley	67 65
												149	H	Bradley	82 63
												163	A	Drake	66 51
												163	H	Drake	71 67
												181	H	Northern Ill.	81 62
												221	H	Western Ky.	71 45
												227	N	Arkansas St.	78 50
												254	H	Southern Ill.	75 51
												258	A	Ball St.	63 52
												285	H	Evansville	62 49
LAST 12 Division I GAMES:															
163	A	Drake	66 51	101	A	Wichita St.	68 59								
96	A	Creighton	59 68	96	H	Creighton	79 66								
149	H	Bradley	82 63	163	H	Drake	71 67								
132	H	UNI	84 68	132	A	UNI	73 79								
138	H	Indiana St.	78 67	149	A	Bradley	67 65								
55	A	Missouri St.	68 83	138	A	Indiana St.	53 67								

Non-Div I Games:

Illinois St.

Indiana

Average RPI Win: 264

Average RPI Loss: 69

WON-LOST

WINNING

LAST 12

Through Games Of Sunday, February 19, 2012

STRENGTH OF

OPP. STRENGTH

TEAM

ADJ.

CONF.

ADJ CONF.

RECORD

PCT. RANK

GAMES

SCHEDULE

OF SCHEDULE

RPI

RPI

RPI

RPI

DIV. I ONLY

5- 22

316

0- 12

24

87

199

199

5

5

DIV. I NON-CONF.

5- 8

221

0- 0

73

204

170

170

4

4

TOTALS

RPI 1-25

RPI 26-50

W-L RECORDS

RPI 51-100

RPI 101-150

RPI 150+

5- 22

0- 4

0- 5

OVERALL

0- 10

0- 1

5- 2

2- 10

0- 1

0- 3

HOME

0- 5

0- 0

2- 1

2- 11

0- 3

0- 2

AWAY

0- 5

0- 1

2- 0

1- 1

0- 0

0- 0

NEUTRAL

0- 0

0- 0

1- 1

5- 8

0- 1

0- 0

NON-CONFERENCE

0- 5

0- 0

5- 2

2- 3

0- 0

0- 0

HOME

0- 2

0- 0

2- 1

2- 4

0- 1

0- 0

AWAY

0- 3

0- 0

2- 0

1- 1

0- 0

0- 0

NEUTRAL

0- 0

0- 0

1- 1

0- 14

0- 3

0- 5

CONFERENCE

0- 5

0- 1

0- 0

0- 7

0- 1

0- 3

HOME

0- 3

0- 0

0- 0

0- 7

0- 2

0- 2

AWAY

0- 2

0- 1

0- 0

0- 0

0- 0

0- 0

NEUTRAL

0- 0

0- 0

0- 0

RPI 1-25

RPI 26-50

RPI 51-100

RPI 101+

Team's RPI: 199

RPI	S	Opponent	Score
16	A	St. Bonaventure	45 65
19	A	Ohio St.	54 75
19	H	Ohio St.	55 73
24	A	Penn St.	44 76

RPI	S	Opponent	Score
30	H	Purdue	60 82
37	A	Michigan	48 66
37	H	Michigan	48 61
41	H	Iowa	64 83
42	A	Nebraska	48 62

RPI	S	Opponent	Score
51	A	Virginia	49 65
60	H	Oklahoma St.	72 83
68	A	Michigan St.	47 67
68	H	Michigan St.	49 63
70	A	Central Ark.	46 58
82	H	Toledo	58 69
92	A	Northwestern	61 68
92	H	Northwestern	61 69
97	H	Illinois	60 61
98	A	Miami (OH)	72 77

RPI	S	Opponent	Score
125	A	Minnesota	43 84
176	N	Colorado St.	47 39
179	N	Pittsburgh	72 77
181	H	Northern Ill.	59 60
253	A	Belmont	63 52
257	A	IUPUI	65 64
311	H	Murray St.	70 67
323	H	A&M-Corpus Christi	80 58

LAST 12 Division I GAMES:

37	H	Michigan	48	61	19	H	Ohio St.	55	73
19	A	Ohio St.	54	75	37	A	Michigan	48	66
97	H	Illinois	60	61	30	H	Purdue	60	82
41	H	Iowa	64	83	68	A	Michigan St.	47	67
24	A	Penn St.	44	76	92	H	Northwestern	61	69
92	A	Northwestern	61	68	42	A	Nebraska	48	62

Non-Div I Games:

Indiana

■ Loss,
 ■ Non-Conf,
 ■ S Site,
 ■ H Home
 ■ A Away
 N Neutral

Average RPI Win:	184	WON-LOST	WINNING	LAST 12	STRENGTH OF	OPP. STRENGTH	TEAM	ADJ.	CONF.	ADJ CONF.
Average RPI Loss:	112	RECORD	PCT. RANK	GAMES	SCHEDULE	OF SCHEDULE	RPI	RPI	RPI	RPI
DIV. I ONLY	12- 14	190	4- 8	65	129	138	138	10	10	
DIV. I NON-CONF.	6- 6	161	0- 0	47	240	95	95	10	10	
TOTALS	RPI 1-25	RPI 26-50	W-L RECORDS	RPI 51-100	RPI 101-150	RPI 150+				
12- 14	0- 1	0- 1	OVERALL	1- 5	6- 3	5- 4				
9- 3	0- 0	0- 0	HOME	1- 2	4- 0	4- 1				
3- 11	0- 1	0- 1	AWAY	0- 3	2- 3	1- 3				
0- 0	0- 0	0- 0	NEUTRAL	0- 0	0- 0	0- 0				
6- 6	0- 1	0- 1	NON-CONFERENCE	0- 1	3- 1	3- 2				
4- 1	0- 0	0- 0	HOME	0- 1	2- 0	2- 0				
2- 5	0- 1	0- 1	AWAY	0- 0	1- 1	1- 2				
0- 0	0- 0	0- 0	NEUTRAL	0- 0	0- 0	0- 0				
6- 8	0- 0	0- 0	CONFERENCE	1- 4	3- 2	2- 2				
5- 2	0- 0	0- 0	HOME	1- 1	2- 0	2- 1				
1- 6	0- 0	0- 0	AWAY	0- 3	1- 2	0- 1				
0- 0	0- 0	0- 0	NEUTRAL	0- 0	0- 0	0- 0				

RPI 1-25				RPI 26-50				RPI 51-100				RPI 101+ Team's RPI: 138			
RPI	S	Opponent	Score	RPI	S	Opponent	Score	RPI	S	Opponent	Score	RPI	S	Opponent	Score
5	A	Notre Dame	34 99	37	A	Michigan	44 72	55	A	Missouri St.	70 84	101	A	Wichita St.	63 74
								72	H	Chattanooga	54 75	111	A	Eastern Ill.	60 75
								80	A	Illinois St.	67 78	112	H	UT Martin	66 55
								80	H	Illinois St.	67 53	129	H	Detroit	64 62
								96	A	Creighton	48 63	132	A	UNI	68 62
								96	H	Creighton	62 64	132	H	UNI	71 60
												145	A	Ill.-Chicago	75 59
												149	A	Bradley	58 79
												149	H	Bradley	77 60
												163	A	Drake	43 60
												163	H	Drake	59 67
												181	A	Northern Ill.	43 47
												202	H	Butler	49 46
												253	A	Belmont	59 69
												254	H	Southern Ill.	72 66
												257	H	IUPUI	65 40
												285	H	Evansville	73 54
												332	A	Chicago St.	67 59
LAST 12 Division I GAMES:															
		96	A	Creighton	48	63				55	A	Missouri St.	70	84	
		163	A	Drake	43	60				163	H	Drake	59	67	
		132	H	UNI	71	60				96	H	Creighton	62	64	
		149	H	Bradley	77	60				149	A	Bradley	58	79	
		80	A	Illinois St.	67	78				132	A	UNI	68	62	
		101	A	Wichita St.	63	74				80	H	Illinois St.	67	53	

Non-Div I Games:

Indiana St.

Average RPI Win:	248	WON-LOST	WINNING	LAST 12	STRENGTH OF	OPP. STRENGTH	TEAM	ADJ.	CONF.	ADJ CONF.
Average RPI Loss:	162	RECORD	PCT. RANK	GAMES	SCHEDULE	OF SCHEDULE	RPI	RPI	RPI	RPI
DIV. I ONLY	11- 16	229	5- 7	223	240	235	235	22	22	
DIV. I NON-CONF.	4- 7	229	0- 0	224	189	236	236	21	21	
TOTALS	RPI 1-25	RPI 26-50	W-L RECORDS	RPI 51-100	RPI 101-150	RPI 150+				
11- 16	0- 1	0- 2	OVERALL	0- 2	0- 3	11- 8				
8- 4	0- 0	0- 2	HOME	0- 0	0- 1	8- 1				
3- 12	0- 1	0- 0	AWAY	0- 2	0- 2	3- 7				
0- 0	0- 0	0- 0	NEUTRAL	0- 0	0- 0	0- 0				
4- 7	0- 1	0- 1	NON-CONFERENCE	0- 2	0- 1	4- 2				
3- 1	0- 0	0- 1	HOME	0- 0	0- 0	3- 0				
1- 6	0- 1	0- 0	AWAY	0- 2	0- 1	1- 2				
0- 0	0- 0	0- 0	NEUTRAL	0- 0	0- 0	0- 0				
7- 9	0- 0	0- 1	CONFERENCE	0- 0	0- 2	7- 6				
5- 3	0- 0	0- 1	HOME	0- 0	0- 1	5- 1				
2- 6	0- 0	0- 0	AWAY	0- 0	0- 1	2- 5				
0- 0	0- 0	0- 0	NEUTRAL	0- 0	0- 0	0- 0				

RPI 1-25				RPI 26-50				RPI 51-100				RPI 101+ Team's RPI: 235			
RPI	S	Opponent	Score	RPI	S	Opponent	Score	RPI	S	Opponent	Score	RPI	S	Opponent	Score
13	A	Rutgers	29 62	32	H	Villanova	47 76	82	A	Toledo	42 54	109	A	Fairfield	58 62
				44	H	Marist	61 73	98	A	Miami (OH)	77 92	109	H	Fairfield	64 78
												126	A	Marquette	44 93
												180	A	Loyola Maryland	60 66
												180	H	Loyola Maryland	72 65
												189	A	Manhattan	54 59
												189	H	Manhattan	65 60
												206	A	Canisius	74 85
												206	H	Canisius	77 67
												222	A	Bryant	66 53
												237	A	Niagara	71 61
												237	H	Niagara	55 68
												250	H	Long Beach St.	78 73
												267	A	Rider	76 80
												267	H	Rider	64 50
												269	A	Siena	59 83
												269	H	Siena	87 71
												272	H	N.C. A&T	85 69
												308	A	Colgate	50 75
												315	H	Stony Brook	52 48
												322	A	Saint Peter's	71 54
												323	A	A&M-Corpus Christi	68 77
LAST 12 Division I GAMES:															
180	H	Loyola Maryland	72 65	109	H	Fairfield	64 78								
267	A	Rider	76 80	44	H	Marist	61 73								
189	A	Manhattan	54 59	206	H	Canisius	77 67								
237	H	Niagara	55 68	322	A	Saint Peter's	71 54								
180	A	Loyola Maryland	60 66	189	H	Manhattan	65 60								
269	A	Siena	59 83	267	H	Rider	64 50								

Non-Div I Games:

Iona

■ Loss,
■ Non-Conf, S Site,
■ Home
■ Away
N Neutral

Iowa				Through Games Of Sunday, February 19, 1911						
Average RPI Win:	121	WON-LOST	WINNING	LAST 12	STRENGTH OF	OPP. STRENGTH	TEAM	ADJ.	CONF.	ADJ CONF.
Average RPI Loss:	48	RECORD	PCT. RANK	GAMES	SCHEDULE	OF SCHEDULE	RPI	RPI	RPI	RPI
DIV. I ONLY		17- 10	99	8- 4	32	23	41	41	5	5
DIV. I NON-CONF.		8- 5	107	0- 0	48	19	72	72	4	4
TOTALS		RPI 1-25	RPI 26-50		W-L RECORDS		RPI 51-100	RPI 101-150	RPI 150+	
17- 10	1- 4	2- 4		OVERALL		4- 0	5- 2	5- 0		
12- 2	0- 0	1- 1		HOME		4- 0	3- 1	4- 0		
4- 7	0- 3	1- 3		AWAY		0- 0	2- 1	1- 0		
1- 1	1- 1	0- 0		NEUTRAL		0- 0	0- 0	0- 0		
8- 5	1- 2	0- 1		NON-CONFERENCE		1- 0	2- 2	4- 0		
6- 1	0- 0	0- 0		HOME		1- 0	1- 1	4- 0		
1- 3	0- 1	0- 1		AWAY		0- 0	1- 1	0- 0		
1- 1	1- 1	0- 0		NEUTRAL		0- 0	0- 0	0- 0		
9- 5	0- 2	2- 3		CONFERENCE		3- 0	3- 0	1- 0		
6- 1	0- 0	1- 1		HOME		3- 0	2- 0	0- 0		
3- 4	0- 2	1- 2		AWAY		0- 0	1- 0	1- 0		
0- 0	0- 0	0- 0		NEUTRAL		0- 0	0- 0	0- 0		

RPI 1-25					RPI 26-50					Team's RPI: 41					RPI 51-100					RPI 101+				
RPI	S	Opponent	Score		RPI	S	Opponent	Score		RPI	S	Opponent	Score		RPI	S	Opponent	Score						
6	N	Texas A&M	58	74	30	A	Purdue	55	57	68	H	Michigan St.	74	57	120	H	UNLV	59	69					
11	A	Kansas St.	78	81	30	H	Purdue	59	42	87	H	Albany (NY)	82	60	125	H	Minnesota	75	58					
17	N	St. John's (NY)	60	52	37	A	Michigan	58	57	92	H	Northwestern	86	55	132	A	UNI	78	74					
19	A	Ohio St.	71	84	39	A	Iowa St.	54	62	97	H	Illinois	69	62	140	H	Harvard	90	81					
24	A	Penn St.	52	68	42	A	Nebraska	53	60						141	A	Wisconsin	85	79					
					42	H	Nebraska	72	77						141	H	Wisconsin	69	57					
															149	A	Bradley	88	96					
															157	H	Mississippi Val.	86	80					
															163	H	Drake	71	46					
															199	A	Indiana	83	64					
															200	H	Virginia Tech	58	47					
															239	H	Western Ill.	98	45					
LAST 12 Division I GAMES:																								
					37	A	Michigan	58	57	42	A	Nebraska	53	60										
					68	H	Michigan St.	74	57	24	A	Penn St.	52	68										
					125	H	Minnesota	75	58	141	H	Wisconsin	69	57										
					199	A	Indiana	83	64	30	A	Purdue	55	57										
					141	A	Wisconsin	85	79	42	H	Nebraska	72	77										
					30	H	Purdue	59	42	97	H	Illinois	69	62										

Non-Div I Games:

Iowa

Loss, Non-Conf, S Site, H Home A Away N Neutral

Average RPI Win: 131		WON-LOST	WINNING	LAST 12	STRENGTH OF		OPP. STRENGTH	TEAM	ADJ.	CONF.	ADJ CONF.
Average RPI Loss: 28		RECORD	PCT. RANK	GAMES	SCHEDULE		OF SCHEDULE	RPI	RPI	RPI	RPI
DIV. I ONLY		16- 9	94	7- 5	30		14	39	39	1	1
DIV. I NON-CONF.		9- 2	37	0- 0	192		160	73	73	1	1
TOTALS		RPI 1-25	RPI 26-50		W-L RECORDS		RPI 51-100	RPI 101-150		RPI 150+	
16- 9	2- 5	3- 3		OVERALL		2- 1	2- 0		7- 0		
12- 2	1- 2	3- 0		HOME		2- 0	1- 0		5- 0		
3- 6	1- 2	0- 3		AWAY		0- 1	1- 0		1- 0		
1- 1	0- 1	0- 0		NEUTRAL		0- 0	0- 0		1- 0		
9- 2	0- 1	1- 1		NON-CONFERENCE		0- 0	1- 0		7- 0		
7- 0	0- 0	1- 0		HOME		0- 0	1- 0		5- 0		
1- 1	0- 0	0- 1		AWAY		0- 0	0- 0		1- 0		
1- 1	0- 1	0- 0		NEUTRAL		0- 0	0- 0		1- 0		
7- 7	2- 4	2- 2		CONFERENCE		2- 1	1- 0		0- 0		
5- 2	1- 2	2- 0		HOME		2- 0	0- 0		0- 0		
2- 5	1- 2	0- 2		AWAY		0- 1	1- 0		0- 0		
0- 0	0- 0	0- 0		NEUTRAL		0- 0	0- 0		0- 0		

RPI S	Opponent	Score	RPI S	Opponent	Score	Team's RPI: 39	RPI S	Opponent	Score	RPI S	Opponent	Score
1	H Baylor	45 57	37	A Michigan	49 56		60	H Oklahoma St.	73 52	106	A Missouri	65 52
6	A Texas A&M	64 66	41	H Iowa	62 54		64	A Texas	60 62	132	H UNI	84 57
6	H Texas A&M	33 59	46	A Kansas	67 74		64	H Texas	71 56	157	H Mississippi Val.	77 47
11	A Kansas St.	66 57	46	H Kansas	66 47					163	A Drake	71 64
18	A Oklahoma	51 80	50	A Texas Tech	41 51					187	H New Hampshire	71 57
18	H Oklahoma	77 71	50	H Texas Tech	66 49					202	N Butler	64 44
24	N Penn St.	59 66								209	H Buffalo	65 45
LAST 12 Division I GAMES:												
18	H Oklahoma	77 71	6	A Texas A&M	64 66							
46	H Kansas	66 47	11	A Kansas St.	66 57							
50	A Texas Tech	41 51	50	H Texas Tech	66 49							
106	A Missouri	65 52	64	A Texas	60 62							
64	H Texas	71 56	6	H Texas A&M	33 59							
60	H Oklahoma St.	73 52	46	A Kansas	67 74							

Non-Div I Games:

Iowa St.

■ Loss,
 ■ Non-Conf, S Site,
 ■ Home
 ■ Away
 N Neutral

Average RPI Win:	288	WON-LOST	WINNING	LAST 12	STRENGTH OF	OPP. STRENGTH	TEAM	ADJ.	CONF.	ADJ CONF.
Average RPI Loss:	239	RECORD	PCT. RANK	GAMES	SCHEDULE	OF SCHEDULE	RPI	RPI	RPI	RPI
DIV. I ONLY	9- 12	216	6- 6	342	339	312	312	32	32	
DIV. I NON-CONF.	2- 5	266	0- 0	340	310	329	329	31	31	
TOTALS	RPI 1-25	RPI 26-50	W-L RECORDS	RPI 51-100	RPI 101-150	RPI 150+				
9- 12	0- 0	0- 0	OVERALL	0- 1	0- 0	9- 11				
5- 3	0- 0	0- 0	HOME	0- 0	0- 0	5- 3				
4- 8	0- 0	0- 0	AWAY	0- 0	0- 0	4- 8				
0- 1	0- 0	0- 0	NEUTRAL	0- 1	0- 0	0- 0				
2- 5	0- 0	0- 0	NON-CONFERENCE	0- 1	0- 0	2- 4				
1- 0	0- 0	0- 0	HOME	0- 0	0- 0	1- 0				
1- 4	0- 0	0- 0	AWAY	0- 0	0- 0	1- 4				
0- 1	0- 0	0- 0	NEUTRAL	0- 1	0- 0	0- 0				
7- 7	0- 0	0- 0	CONFERENCE	0- 0	0- 0	7- 7				
4- 3	0- 0	0- 0	HOME	0- 0	0- 0	4- 3				
3- 4	0- 0	0- 0	AWAY	0- 0	0- 0	3- 4				
0- 0	0- 0	0- 0	NEUTRAL	0- 0	0- 0	0- 0				

RPI 1-25			RPI 26-50			RPI 51-100			RPI 101+ Team's RPI: 312		
RPI	S	Opponent	Score	RPI	S	Opponent	Score	RPI	S	Opponent	Score
						73 N Idaho St.	36 47	157 A	Mississippi Val.	56 66	
								207 H	Alabama A&M	72 66	
								208 A	Grambling	56 64	
								208 H	Grambling	55 59	
								217 A	Southern Miss.	55 70	
								218 A	Southern U.	49 42	
								218 H	Southern U.	60 65	
								265 A	Alcorn St.	51 53	
								265 H	Alcorn St.	76 55	
								282 A	Prairie View	55 56	
								282 H	Prairie View	48 46	
								287 H	Tennessee St.	67 43	
								290 H	Alabama St.	49 52	
								313 A	Southeastern La.	49 76	
								314 A	Air Force	51 64	
								323 A	A&M-Corpus Christi	61 64	
								327 A	Northwestern St.	79 73	
								331 A	Ark.-Pine Bluff	59 51	
								339 A	Texas Southern	55 50	
								339 H	Texas Southern	55 38	
LAST 12 Division I GAMES:											
208 A	Grambling	56 64	157 A	Mississippi Val.	56 66						
339 A	Texas Southern	55 50	208 H	Grambling	55 59						
282 A	Prairie View	55 56	339 H	Texas Southern	55 38						
218 H	Southern U.	60 65	282 H	Prairie View	48 46						
265 H	Alcorn St.	76 55	218 A	Southern U.	49 42						
331 A	Ark.-Pine Bluff	59 51	265 A	Alcorn St.	51 53						

Non-Div I Games: Tougaloo 63 54 Tougaloo 62 67

Jackson St.

Loss, Non-Conf, S Site, H Home A Away N Neutral

Jacksonville

Through Games Of Sunday, February 19, 2012

Average RPI Win:	302	WON-LOST	WINNING	LAST 12	STRENGTH OF	OPP. STRENGTH	TEAM	ADJ.	CONF.	ADJ CONF.
Average RPI Loss:	177	RECORD	PCT. RANK	GAMES	SCHEDULE	OF SCHEDULE	RPI	RPI	RPI	RPI
DIV. I ONLY	10- 18	256	6- 6	271	327	277	277	30	30	
DIV. I NON-CONF.	2- 9	299	0- 0	189	278	312	312	30	30	
TOTALS	RPI 1-25	RPI 26-50	W-L RECORDS	RPI 51-100	RPI 101-150	RPI 150+				
10- 18	0- 0	0- 0	OVERALL	0- 6	0- 4	10- 8				
7- 5	0- 0	0- 0	HOME	0- 2	0- 2	7- 1				
3- 12	0- 0	0- 0	AWAY	0- 4	0- 2	3- 6				
0- 1	0- 0	0- 0	NEUTRAL	0- 0	0- 0	0- 1				
2- 9	0- 0	0- 0	NON-CONFERENCE	0- 4	0- 2	2- 3				
2- 2	0- 0	0- 0	HOME	0- 1	0- 1	2- 0				
0- 6	0- 0	0- 0	AWAY	0- 3	0- 1	0- 2				
0- 1	0- 0	0- 0	NEUTRAL	0- 0	0- 0	0- 1				
8- 9	0- 0	0- 0	CONFERENCE	0- 2	0- 2	8- 5				
5- 3	0- 0	0- 0	HOME	0- 1	0- 1	5- 1				
3- 6	0- 0	0- 0	AWAY	0- 1	0- 1	3- 4				
0- 0	0- 0	0- 0	NEUTRAL	0- 0	0- 0	0- 0				

RPI 1-25				RPI 26-50				RPI 51-100				RPI 101+ Team's RPI: 277					
RPI	S	Opponent	Score	RPI	S	Opponent	Score	RPI	S	Opponent	Score	RPI	S	Opponent	Score		
								63	A	Bowling Green	53	83	113	A	Stetson	86	93
								66	A	Fla. Gulf Coast	51	74	113	H	Stetson	63	73
								66	H	Fla. Gulf Coast	60	70	146	H	Florida A&M	59	78
								78	H	Hampton	55	68	147	A	FIU	37	63
								89	A	Wake Forest	54	83	248	H	South Carolina St.	68	67
								95	A	North Carolina St.	42	80	251	A	Kennesaw St.	64	78
													251	H	Kennesaw St.	62	66
													253	A	Belmont	62	68
													253	H	Belmont	57	50
													261	N	East Carolina	64	70
													274	A	North Florida	36	51
													286	A	Ga. Southern	46	52
													289	A	East Tenn. St.	88	82
													289	H	East Tenn. St.	70	44
													295	A	Savannah St.	64	67
													309	A	S.C. Upstate	74	64
													309	H	S.C. Upstate	80	72
													324	A	Mercer	76	65
													324	H	Mercer	84	78
													335	A	Lipscomb	64	68
													335	H	Lipscomb	81	75
													340	H	Jacksonville St.	87	74
LAST 12 Division I GAMES:																	
				324	H	Mercer	84	78					253	A	Belmont	62	68
				251	H	Kennesaw St.	62	66					335	A	Lipscomb	64	68
				309	A	S.C. Upstate	74	64					251	A	Kennesaw St.	64	78
				289	A	East Tenn. St.	88	82					324	A	Mercer	76	65
				66	H	Fla. Gulf Coast	60	70					289	H	East Tenn. St.	70	44
				113	H	Stetson	63	73					309	H	S.C. Upstate	80	72

Non-Div I Games:

Jacksonville

■ Loss,
 ■ Non-Conf,
 ■ S Site,
 ■ Home
 ■ A Away
 N Neutral

Average RPI Win:	317	WON-LOST	WINNING	LAST 12	STRENGTH OF	OPP. STRENGTH	TEAM	ADJ.	CONF.	ADJ CONF.
Average RPI Loss:	221	RECORD	PCT. RANK	GAMES	SCHEDULE	OF SCHEDULE	RPI	RPI	RPI	RPI
DIV. I ONLY	3- 23	330	1- 11	326	328	340	340	31	31	
DIV. I NON-CONF.	2- 10	305	0- 0	313	286	333	333	32	32	
TOTALS	RPI 1-25	RPI 26-50	W-L RECORDS	RPI 51-100	RPI 101-150	RPI 150+				
3- 23	0- 1	0- 0	OVERALL	0- 0	0- 5	3- 17				
2- 7	0- 0	0- 0	HOME	0- 0	0- 1	2- 6				
1- 14	0- 1	0- 0	AWAY	0- 0	0- 3	1- 10				
0- 2	0- 0	0- 0	NEUTRAL	0- 0	0- 1	0- 1				
2- 10	0- 1	0- 0	NON-CONFERENCE	0- 0	0- 3	2- 6				
2- 1	0- 0	0- 0	HOME	0- 0	0- 0	2- 1				
0- 7	0- 1	0- 0	AWAY	0- 0	0- 2	0- 4				
0- 2	0- 0	0- 0	NEUTRAL	0- 0	0- 1	0- 1				
1- 13	0- 0	0- 0	CONFERENCE	0- 0	0- 2	1- 11				
0- 6	0- 0	0- 0	HOME	0- 0	0- 1	0- 5				
1- 7	0- 0	0- 0	AWAY	0- 0	0- 1	1- 6				
0- 0	0- 0	0- 0	NEUTRAL	0- 0	0- 0	0- 0				

RPI 1-25				RPI 26-50				RPI 51-100				RPI 101+ Team's RPI: 340			
RPI	S	Opponent	Score	RPI	S	Opponent	Score	RPI	S	Opponent	Score	RPI	S	Opponent	Score
12	A	Kentucky	25 100									111	H	Eastern Ill.	55 71
												112	A	UT Martin	67 99
												122	A	Mississippi St.	41 78
												134	A	Samford	40 73
												147	N	FIU	52 79
												174	A	SIU Edwardsville	39 79
												174	H	SIU Edwardsville	57 78
												217	A	Southern Miss.	58 75
												241	H	Georgia St.	60 68
												243	A	Tennessee Tech	59 65
												243	H	Tennessee Tech	50 62
												251	A	Kennesaw St.	67 81
												266	H	Eastern Ky.	76 80
												274	A	North Florida	47 63
												277	A	Jacksonville	74 87
												278	A	Austin Peay	74 73
												286	N	Ga. Southern	49 72
												287	A	Tennessee St.	59 61
												287	H	Tennessee St.	57 67
												302	A	Morehead St.	60 79
												302	H	Morehead St.	52 68
												311	A	Murray St.	57 73
												321	A	Southeast Mo. St.	48 66
												335	H	Lipscomb	81 72
												338	H	Troy	65 54
LAST 12 Division I GAMES:															
287	A	Tennessee St.	59 61	243	A	Tennessee Tech	59 65								
302	A	Morehead St.	60 79	311	A	Murray St.	57 73								
112	A	UT Martin	67 99	278	A	Austin Peay	74 73								
243	H	Tennessee Tech	50 62	302	H	Morehead St.	52 68								
174	H	SIU Edwardsville	57 78	287	H	Tennessee St.	57 67								
111	H	Eastern Ill.	55 71	321	A	Southeast Mo. St.	48 66								

Non-Div I Games: LeMoyne-Owen 83 67

Jacksonville St.

■ Loss,
 ■ Non-Conf, S Site,
 ■ Home
 ■ Away
 N Neutral

Average RPI Win:	150	WON-LOST	WINNING	LAST 12	STRENGTH OF	OPP. STRENGTH	TEAM	ADJ.	CONF.	ADJ CONF.
Average RPI Loss:	83	RECORD	PCT. RANK	GAMES	SCHEDULE	OF SCHEDULE	RPI	RPI	RPI	RPI
DIV. I ONLY	20- 6	28	9- 3	72	84	35	35	7	7	
DIV. I NON-CONF.	9- 2	37	0- 0	52	121	18	18	7	7	
TOTALS	RPI 1-25	RPI 26-50	W-L RECORDS	RPI 51-100	RPI 101-150	RPI 150+				
20- 6	0- 1	2- 1	OVERALL	7- 3	2- 0	9- 1				
9- 2	0- 1	1- 0	HOME	4- 1	0- 0	4- 0				
10- 3	0- 0	1- 0	AWAY	3- 2	2- 0	4- 1				
1- 1	0- 0	0- 1	NEUTRAL	0- 0	0- 0	1- 0				
9- 2	0- 0	2- 1	NON-CONFERENCE	1- 1	2- 0	4- 0				
4- 0	0- 0	1- 0	HOME	1- 0	0- 0	2- 0				
4- 1	0- 0	1- 0	AWAY	0- 1	2- 0	1- 0				
1- 1	0- 0	0- 1	NEUTRAL	0- 0	0- 0	1- 0				
11- 4	0- 1	0- 0	CONFERENCE	6- 2	0- 0	5- 1				
5- 2	0- 1	0- 0	HOME	3- 1	0- 0	2- 0				
6- 2	0- 0	0- 0	AWAY	3- 1	0- 0	3- 1				
0- 0	0- 0	0- 0	NEUTRAL	0- 0	0- 0	0- 0				

RPI 1-25				RPI 26-50				Team's RPI: 35				RPI 51-100				RPI 101+			
RPI	S	Opponent	Score	RPI	S	Opponent	Score	RPI	S	Opponent	Score	RPI	S	Opponent	Score	RPI	S	Opponent	Score
7	H	Delaware	65 72	38	H	Middle Tenn.	60 46	51	A	Virginia	53 59	108	A	Liberty	62 58				
				47	N	Richmond	66 74	53	A	Hofstra	81 63	123	A	American	68 64				
				49	A	Quinnipiac	81 73	71	H	Duquesne	56 49	188	A	Old Dominion	57 55				
								74	A	Towson	58 65	191	H	George Mason	49 45				
								74	H	Towson	67 57	204	A	William & Mary	50 40				
								84	H	UNC Wilmington	63 52	205	H	Central Conn. St.	71 64				
								90	A	Drexel	56 51	215	H	Md.-East. Shore	61 53				
								90	H	Drexel	43 60	231	A	Northeastern	50 61				
								99	A	VCU	65 64	241	A	Georgia St.	62 50				
								99	H	VCU	64 43	241	H	Georgia St.	76 45				
												316	N	Rhode Island	77 42				
												317	A	Maine	64 47				
LAST 12 Division I GAMES:																			
231	A	Northeastern	50 61	7	H	Delaware	65 72												
84	H	UNC Wilmington	63 52	241	H	Georgia St.	76 45												
99	A	VCU	65 64	204	A	William & Mary	50 40												
90	A	Drexel	56 51	53	A	Hofstra	81 63												
191	H	George Mason	49 45	74	H	Towson	67 57												
188	A	Old Dominion	57 55	90	H	Drexel	43 60												

Non-Div I Games:

James Madison

Kansas

Average RPI Win:	132	WON-LOST	WINNING	LAST 12	STRENGTH OF	OPP. STRENGTH	TEAM	ADJ.	CONF.	ADJ CONF.
Average RPI Loss:	41	RECORD	PCT. RANK	GAMES	SCHEDULE	OF SCHEDULE	RPI	RPI	RPI	RPI
DIV. I ONLY	17- 9	86	5- 7	36	12	46	46	1	1	
DIV. I NON-CONF.	11- 1	10	0- 0	151	146	29	29	1	1	

TOTALS	RPI 1-25	RPI 26-50	W-L RECORDS	RPI 51-100	RPI 101-150	RPI 150+
17- 9	0- 6	2- 1	OVERALL	5- 0	3- 1	7- 1
13- 4	0- 3	2- 0	HOME	2- 0	2- 1	7- 0
4- 5	0- 3	0- 1	AWAY	3- 0	1- 0	0- 1
0- 0	0- 0	0- 0	NEUTRAL	0- 0	0- 0	0- 0
11- 1	0- 0	0- 0	NON-CONFERENCE	2- 0	2- 0	7- 1
10- 0	0- 0	0- 0	HOME	1- 0	2- 0	7- 0
1- 1	0- 0	0- 0	AWAY	1- 0	0- 0	0- 1
0- 0	0- 0	0- 0	NEUTRAL	0- 0	0- 0	0- 0
6- 8	0- 6	2- 1	CONFERENCE	3- 0	1- 1	0- 0
3- 4	0- 3	2- 0	HOME	1- 0	0- 1	0- 0
3- 4	0- 3	0- 1	AWAY	2- 0	1- 0	0- 0
0- 0	0- 0	0- 0	NEUTRAL	0- 0	0- 0	0- 0

RPI S Opponent	Score	RPI S Opponent	Score	Team's RPI: 46	RPI S Opponent	Score	RPI S Opponent	Score
1 A Baylor	46 74	39 A Iowa St.	47 66		60 A Oklahoma St.	65 60	106 A Missouri	72 63
6 A Texas A&M	51 62	39 H Iowa St.	74 67		64 A Texas	72 67	106 H Missouri	65 70
6 H Texas A&M	65 76	50 H Texas Tech	62 43		64 H Texas	85 61	117 H Oral Roberts	85 68
11 A Kansas St.	43 47				89 A Wake Forest	74 73	141 H Wisconsin	73 44
11 H Kansas St.	57 63				96 H Creighton	73 59	152 H UMKC	77 52
18 H Oklahoma	68 74						158 H Fla. Atlantic	82 63
							159 H Lamar	90 40
							167 A Alabama	76 80
							168 H Sam Houston St.	87 59
							212 H SMU	75 52
							257 H IUPUI	71 50
							305 H Western Mich.	76 64

LAST 12 Division I GAMES:

106 H Missouri	65 70	1 A Baylor	46 74
39 A Iowa St.	47 66	50 H Texas Tech	62 43
11 A Kansas St.	43 47	6 H Texas A&M	65 76
64 H Texas	85 61	60 A Oklahoma St.	65 60
6 A Texas A&M	51 62	106 A Missouri	72 63
18 H Oklahoma	68 74	39 H Iowa St.	74 67

Non-Div I Games:

Kansas

Loss, Non-Conf, S Site, H Home A Away N Neutral

Average RPI Win:	83	WON-LOST	WINNING	LAST 12	STRENGTH OF	OPP. STRENGTH	TEAM	ADJ.	CONF.	ADJ CONF.
Average RPI Loss:	32	RECORD	PCT. RANK	GAMES	SCHEDULE	OF SCHEDULE	RPI	RPI	RPI	RPI
DIV. I ONLY	17- 9	86	6- 6	2	5	11	11	1	1	
DIV. I NON-CONF.	9- 3	61	0- 0	15	48	16	16	1	1	
TOTALS	RPI 1-25	RPI 26-50	W-L RECORDS	RPI 51-100	RPI 101-150	RPI 150+				
17- 9	1- 5	6- 2	OVERALL	6- 1	2- 1	2- 0				
9- 3	1- 2	3- 1	HOME	2- 0	2- 0	1- 0				
6- 4	0- 3	3- 0	AWAY	3- 0	0- 1	0- 0				
2- 2	0- 0	0- 1	NEUTRAL	1- 1	0- 0	1- 0				
9- 3	0- 0	3- 1	NON-CONFERENCE	3- 1	1- 1	2- 0				
5- 0	0- 0	2- 0	HOME	1- 0	1- 0	1- 0				
2- 1	0- 0	1- 0	AWAY	1- 0	0- 1	0- 0				
2- 2	0- 0	0- 1	NEUTRAL	1- 1	0- 0	1- 0				
8- 6	1- 5	3- 1	CONFERENCE	3- 0	1- 0	0- 0				
4- 3	1- 2	1- 1	HOME	1- 0	1- 0	0- 0				
4- 3	0- 3	2- 0	AWAY	2- 0	0- 0	0- 0				
0- 0	0- 0	0- 0	NEUTRAL	0- 0	0- 0	0- 0				

RPI	S	Opponent	Score	RPI	S	Opponent	Score	RPI	S	Opponent	Score	RPI	S	Opponent	Score
1	A	Baylor	41 76	30	N	Purdue	42 46	53	N	Hofstra	54 64	101	H	Wichita St.	60 34
1	H	Baylor	41 70	39	H	Iowa St.	57 66	55	H	Missouri St.	65 63	106	H	Missouri	72 46
6	A	Texas A&M	36 67	41	H	Iowa	81 78	60	A	Oklahoma St.	67 56	120	A	UNLV	38 44
6	H	Texas A&M	71 69	44	A	Marist	57 56	64	A	Texas	64 55	246	N	North Dakota St.	70 47
18	A	Oklahoma	62 68	45	H	BYU	59 46	64	H	Texas	65 45	273	H	Dartmouth	54 20
18	H	Oklahoma	57 65	46	A	Kansas	63 57	65	A	South Dakota St.	63 46				
				46	H	Kansas	47 43	92	N	Northwestern	64 45				
				50	A	Texas Tech	62 61								
LAST 12 Division I GAMES:															
64	H	Texas	65 45	60	A	Oklahoma St.	67 56								
18	A	Oklahoma	62 68	39	H	Iowa St.	57 66								
46	H	Kansas	47 43	1	A	Baylor	41 76								
6	A	Texas A&M	36 67	18	H	Oklahoma	57 65								
1	H	Baylor	41 70	50	A	Texas Tech	62 61								
64	A	Texas	64 55	106	H	Missouri	72 46								

Non-Div I Games:

Kansas St.

Average RPI Win:	313	WON-LOST	WINNING	LAST 12	STRENGTH OF	OPP. STRENGTH	TEAM	ADJ.	CONF.	ADJ CONF.
Average RPI Loss:	169	RECORD	PCT. RANK	GAMES	SCHEDULE	OF SCHEDULE	RPI	RPI	RPI	RPI
DIV. I ONLY	13- 14	175	7- 5	327	326	251	251	30	30	
DIV. I NON-CONF.	5- 6	191	0- 0	329	304	267	267	30	30	
TOTALS	RPI 1-25	RPI 26-50	W-L RECORDS	RPI 51-100	RPI 101-150	RPI 150+				
13- 14	0- 1	0- 0	OVERALL	0- 4	0- 2	13- 7				
6- 5	0- 0	0- 0	HOME	0- 1	0- 1	6- 3				
7- 9	0- 1	0- 0	AWAY	0- 3	0- 1	7- 4				
0- 0	0- 0	0- 0	NEUTRAL	0- 0	0- 0	0- 0				
5- 6	0- 1	0- 0	NON-CONFERENCE	0- 2	0- 0	5- 3				
2- 2	0- 0	0- 0	HOME	0- 0	0- 0	2- 2				
3- 4	0- 1	0- 0	AWAY	0- 2	0- 0	3- 1				
0- 0	0- 0	0- 0	NEUTRAL	0- 0	0- 0	0- 0				
8- 8	0- 0	0- 0	CONFERENCE	0- 2	0- 2	8- 4				
4- 3	0- 0	0- 0	HOME	0- 1	0- 1	4- 1				
4- 5	0- 0	0- 0	AWAY	0- 1	0- 1	4- 3				
0- 0	0- 0	0- 0	NEUTRAL	0- 0	0- 0	0- 0				

RPI 1-25				RPI 26-50				RPI 51-100				RPI 101+ Team's RPI: 251			
RPI	S	Opponent	Score	RPI	S	Opponent	Score	RPI	S	Opponent	Score	RPI	S	Opponent	Score
15	A	Georgia Tech	51 94					66	A	Fla. Gulf Coast	51 58	113	A	Stetson	68 73
								66	H	Fla. Gulf Coast	50 87	113	H	Stetson	55 65
								72	A	Chattanooga	39 76	226	H	Texas St.	70 72
								79	A	North Carolina	62 76	241	A	Georgia St.	59 65
												253	A	Belmont	55 57
												274	A	North Florida	56 64
												274	H	North Florida	57 66
												277	A	Jacksonville	66 62
												277	H	Jacksonville	78 64
												283	H	Wofford	62 66
												289	A	East Tenn. St.	61 77
												289	H	East Tenn. St.	78 68
												290	A	Alabama St.	61 51
												309	A	S.C. Upstate	74 63
												309	H	S.C. Upstate	54 45
												324	A	Mercer	75 51
												324	H	Mercer	70 68
												325	A	Gardner-Webb	68 48
												335	A	Lipscomb	74 55
												336	H	UNC Asheville	83 79
												338	A	Troy	66 57
												340	H	Jacksonville St.	81 67
LAST 12 Division I GAMES:															
274	A	North Florida	56 64	113	A	Stetson	68 73								
277	A	Jacksonville	66 62	277	H	Jacksonville	78 64								
324	H	Mercer	70 68	274	H	North Florida	57 66								
289	H	East Tenn. St.	78 68	324	A	Mercer	75 51								
309	H	S.C. Upstate	54 45	289	A	East Tenn. St.	61 77								
66	A	Fla. Gulf Coast	51 58	309	A	S.C. Upstate	74 63								

Non-Div I Games:

Kennesaw St.

■ Loss,
 ■ Non-Conf,
 ■ S Site,
 ■ Home
 ■ Away
 N Neutral

Average RPI Win:	249	WON-LOST	WINNING	LAST 12	STRENGTH OF	OPP. STRENGTH	TEAM	ADJ.	CONF.	ADJ CONF.
Average RPI Loss:	170	RECORD	PCT. RANK	GAMES	SCHEDULE	OF SCHEDULE	RPI	RPI	RPI	RPI
DIV. I ONLY	5- 18	304	4- 8	161	236	296	296	12	12	
DIV. I NON-CONF.	1- 9	323	0- 0	230	307	327	327	13	13	
TOTALS	RPI 1-25	RPI 26-50	W-L RECORDS	RPI 51-100	RPI 101-150	RPI 150+				
5- 18	0- 1	0- 0	OVERALL	0- 6	0- 0	5- 11				
4- 6	0- 1	0- 0	HOME	0- 2	0- 0	4- 3				
1- 11	0- 0	0- 0	AWAY	0- 4	0- 0	1- 7				
0- 1	0- 0	0- 0	NEUTRAL	0- 0	0- 0	0- 1				
1- 9	0- 1	0- 0	NON-CONFERENCE	0- 1	0- 0	1- 7				
1- 3	0- 1	0- 0	HOME	0- 0	0- 0	1- 2				
0- 5	0- 0	0- 0	AWAY	0- 1	0- 0	0- 4				
0- 1	0- 0	0- 0	NEUTRAL	0- 0	0- 0	0- 1				
4- 9	0- 0	0- 0	CONFERENCE	0- 5	0- 0	4- 4				
3- 3	0- 0	0- 0	HOME	0- 2	0- 0	3- 1				
1- 6	0- 0	0- 0	AWAY	0- 3	0- 0	1- 3				
0- 0	0- 0	0- 0	NEUTRAL	0- 0	0- 0	0- 0				

RPI S	Opponent	Score	RPI S	Opponent	Score	RPI S	Opponent	Score	RPI S	Opponent	Score	Team's RPI: 296
16	H St. Bonaventure	51 60				59	A Temple	33 68	154	A Marshall	55 93	
						63	A Bowling Green	57 76	169	A Robert Morris	44 78	
						69	A Eastern Mich.	47 83	171	H Central Mich.	67 64	
						82	H Toledo	55 66	181	A Northern Ill.	55 66	
						98	A Miami (OH)	55 73	195	A Akron	62 68	
						98	H Miami (OH)	65 69	206	H Canisius	64 81	
									209	H Buffalo	85 73	
									231	H Northeastern	65 73	
									258	H Ball St.	56 75	
									260	A Ohio	45 51	
									260	H Ohio	68 65	
									297	N Utah Valley	45 46	
									301	A Northern Ariz.	56 72	
									302	H Morehead St.	65 64	
									305	A Western Mich.	67 61	
									318	A Bethune-Cookman	49 58	
LAST 12 Division I GAMES:												
260	A Ohio	45 51	305	A Western Mich.	67 61							
98	H Miami (OH)	65 69	171	H Central Mich.	67 64							
69	A Eastern Mich.	47 83	209	H Buffalo	85 73							
82	H Toledo	55 66	195	A Akron	62 68							
258	H Ball St.	56 75	98	A Miami (OH)	55 73							
181	A Northern Ill.	55 66	260	H Ohio	68 65							

Non-Div I Games:

Kent St.

Kentucky

Average RPI Win: 132

Average RPI Loss: 48

WON-LOST

WINNING

LAST 12

RECORD

PCT. RANK

GAMES

Through Games Of Sunday, February 19, 2012

STRENGTH OF

SCHEDULE

OPP. STRENGTH

OF SCHEDULE

TEAM

RPI

ADJ.

RPI

CONF.

RPI

ADJ CONF.

RPI

DIV. I ONLY

20- 5

24

9- 3

38

32

12

12

3

3

DIV. I NON-CONF.

10- 2

33

0- 0

123

122

40

40

3

3

TOTALS

RPI 1-25

RPI 26-50

W-L RECORDS

RPI 51-100

RPI 101-150

RPI 150+

20- 5

4- 2

4- 2

OVERALL

0- 0

3- 0

9- 1

15- 0

3- 0

2- 0

HOME

0- 0

2- 0

8- 0

5- 5

1- 2

2- 2

AWAY

0- 0

1- 0

1- 1

0- 0

0- 0

0- 0

NEUTRAL

0- 0

0- 0

0- 0

10- 2

2- 1

0- 1

NON-CONFERENCE

0- 0

1- 0

7- 0

9- 0

2- 0

0- 0

HOME

0- 0

1- 0

6- 0

1- 2

0- 1

0- 1

AWAY

0- 0

0- 0

1- 0

0- 0

0- 0

0- 0

NEUTRAL

0- 0

0- 0

0- 0

10- 3

2- 1

4- 1

CONFERENCE

0- 0

2- 0

2- 1

6- 0

1- 0

2- 0

HOME

0- 0

1- 0

2- 0

4- 3

1- 1

2- 1

AWAY

0- 0

1- 0

0- 1

0- 0

0- 0

0- 0

NEUTRAL

0- 0

0- 0

0- 0

RPI 1-25

Team's RPI: 12

RPI 26-50

RPI 51-100

RPI 101+

RPI	S	Opponent	Score
4	A	Tennessee	54 91
4	H	Tennessee	61 60
5	A	Notre Dame	83 92
10	H	Duke	72 65
20	H	Louisville	74 54
22	A	Georgia	69 64

RPI	S	Opponent	Score
26	A	LSU	51 61
31	H	Arkansas	84 72
33	A	South Carolina	66 58
34	A	Florida	59 56
34	H	Florida	57 52
38	A	Middle Tenn.	58 70

RPI	S	Opponent	Score
115	A	Auburn	66 48
122	H	Mississippi St.	88 40
134	H	Samford	90 61
157	H	Mississippi Val.	90 51
167	A	Alabama	75 77
167	H	Alabama	82 68
168	H	Sam Houston St.	73 52
177	H	Ole Miss	82 41
217	H	Southern Miss.	88 71
231	H	Northeastern	81 47
302	A	Morehead St.	96 60
331	H	Ark.-Pine Bluff	101 43
340	H	Jacksonville St.	100 25

LAST 12 Division I GAMES:

167	A	Alabama	75 77	34	H	Florida	57 52
4	A	Tennessee	54 91	22	A	Georgia	69 64
26	A	LSU	51 61	33	A	South Carolina	66 58
177	H	Ole Miss	82 41	4	H	Tennessee	61 60
167	H	Alabama	82 68	122	H	Mississippi St.	88 40
115	A	Auburn	66 48	31	H	Arkansas	84 72

Non-Div I Games:

Neb. Omaha

81 48

Kentucky

Loss, Non-Conf, S Site, H Home A Away N Neutral

LIU Brooklyn

Through Games Of Sunday, February 19, 2012

Average RPI Win:	215	WON-LOST	WINNING	LAST 12	STRENGTH OF	OPP. STRENGTH	TEAM	ADJ.	CONF.	ADJ CONF.
Average RPI Loss:	142	RECORD	PCT. RANK	GAMES	SCHEDULE	OF SCHEDULE	RPI	RPI	RPI	RPI
DIV. I ONLY	19- 8	63	7- 5	279	163	131	131	17	17	
DIV. I NON-CONF.	11- 1	10	0- 0	267	115	51	51	22	22	
TOTALS	RPI 1-25	RPI 26-50	W-L RECORDS	RPI 51-100	RPI 101-150	RPI 150+				
19- 8	0- 0	1- 1	OVERALL	3- 2	1- 0	14- 5				
11- 3	0- 0	0- 1	HOME	1- 0	1- 0	9- 2				
7- 5	0- 0	1- 0	AWAY	1- 2	0- 0	5- 3				
1- 0	0- 0	0- 0	NEUTRAL	1- 0	0- 0	0- 0				
11- 1	0- 0	0- 0	NON-CONFERENCE	3- 1	1- 0	7- 0				
6- 0	0- 0	0- 0	HOME	1- 0	1- 0	4- 0				
4- 1	0- 0	0- 0	AWAY	1- 1	0- 0	3- 0				
1- 0	0- 0	0- 0	NEUTRAL	1- 0	0- 0	0- 0				
8- 7	0- 0	1- 1	CONFERENCE	0- 1	0- 0	7- 5				
5- 3	0- 0	0- 1	HOME	0- 0	0- 0	5- 2				
3- 4	0- 0	1- 0	AWAY	0- 1	0- 0	2- 3				
0- 0	0- 0	0- 0	NEUTRAL	0- 0	0- 0	0- 0				

RPI S	Opponent	Score	RPI S	Opponent	Score	RPI S	Opponent	Score	RPI S	Opponent	Score	Team's RPI: 131
49	A Quinnipiac	74 64	49	H Quinnipiac	51 54	60	N Oklahoma St.	64 63	119	H Charlotte	81 72	
						76	A Sacred Heart	59 74	151	H La Salle	69 53	
						81	A Hartford	45 54	160	H Cal Poly	69 61	
						87	H Albany (NY)	64 52	164	A Saint Francis (PA)	59 67	
						90	A Drexel	60 52	165	H Monmouth	57 67	
									169	A Robert Morris	57 63	
									204	H William & Mary	78 69	
									205	H Central Conn. St.	57 43	
									213	A Mt. St. Mary's	43 44	
									213	H Mt. St. Mary's	69 45	
									220	H Fairleigh Dickinson	65 71	
									222	H Bryant	50 41	
									243	A Tennessee Tech	62 60	
									294	A Nevada	67 51	
									315	A Stony Brook	66 59	
									330	A St. Francis (NY)	60 53	
									330	H St. Francis (NY)	66 53	
									334	A Wagner	67 60	
									334	H Wagner	72 41	
									337	H Columbia	58 50	
LAST 12 Division I GAMES:												
49	H Quinnipiac	51 54	164	A Saint Francis (PA)	59 67							
330	A St. Francis (NY)	60 53	334	A Wagner	67 60							
330	H St. Francis (NY)	66 53	213	H Mt. St. Mary's	69 45							
222	H Bryant	50 41	220	H Fairleigh Dickinson	65 71							
205	H Central Conn. St.	57 43	165	H Monmouth	57 67							
169	A Robert Morris	57 63	49	A Quinnipiac	74 64							

Non-Div I Games:

LIU Brooklyn

■ Loss,
 ■ Non-Conf,
 ■ S Site,
 ■ H Home
 ■ A Away
 N Neutral

Average RPI Win:	142	WON-LOST	WINNING	LAST 12	STRENGTH OF	OPP. STRENGTH	TEAM	ADJ.	CONF.	ADJ CONF.
Average RPI Loss:	36	RECORD	PCT. RANK	GAMES	SCHEDULE	OF SCHEDULE	RPI	RPI	RPI	RPI
DIV. I ONLY	19- 8	63	7- 5	27	62	26	26	3	3	
DIV. I NON-CONF.	10- 3	49	1- 0	67	163	39	39	3	3	
TOTALS	RPI 1-25	RPI 26-50	W-L RECORDS	RPI 51-100	RPI 101-150	RPI 150+				
19- 8	2- 3	3- 3	OVERALL	0- 2	5- 0	9- 0				
11- 3	2- 0	2- 2	HOME	0- 1	2- 0	5- 0				
8- 5	0- 3	1- 1	AWAY	0- 1	3- 0	4- 0				
0- 0	0- 0	0- 0	NEUTRAL	0- 0	0- 0	0- 0				
10- 3	1- 1	1- 0	NON-CONFERENCE	0- 2	2- 0	6- 0				
6- 1	1- 0	1- 0	HOME	0- 1	0- 0	4- 0				
4- 2	0- 1	0- 0	AWAY	0- 1	2- 0	2- 0				
0- 0	0- 0	0- 0	NEUTRAL	0- 0	0- 0	0- 0				
9- 5	1- 2	2- 3	CONFERENCE	0- 0	3- 0	3- 0				
5- 2	1- 0	1- 2	HOME	0- 0	2- 0	1- 0				
4- 3	0- 2	1- 1	AWAY	0- 0	1- 0	2- 0				
0- 0	0- 0	0- 0	NEUTRAL	0- 0	0- 0	0- 0				

RPI 1-25				RPI 26-50				Team's RPI: 26	RPI 51-100				RPI 101+			
RPI	S	Opponent	Score	RPI	S	Opponent	Score		RPI	S	Opponent	Score	RPI	S	Opponent	Score
4	A	Tennessee	56 65	31	A	Arkansas	50 42		52	A	Tulane	62 65	101	A	Wichita St.	64 56
12	H	Kentucky	61 51	31	H	Arkansas	52 72		92	H	Northwestern	43 44	107	A	McNeese St.	64 43
19	A	Ohio St.	68 77	33	H	South Carolina	58 48						115	H	Auburn	57 41
21	H	Georgetown	51 40	34	A	Florida	58 62						122	A	Mississippi St.	53 48
23	A	Vanderbilt	72 81	34	H	Florida	64 73						122	H	Mississippi St.	53 49
				48	H	UCLA	58 41						159	H	Lamar	77 35
													167	A	Alabama	51 46
													167	H	Alabama	84 40
													177	A	Ole Miss	83 44
													190	A	Louisiana Tech	66 55
													208	H	Grambling	62 47
													289	A	East Tenn. St.	71 68
													290	H	Alabama St.	67 35
													331	H	Ark.-Pine Bluff	80 28
LAST 12 Division I GAMES:																
115	H	Auburn	57 41	23	A	Vanderbilt	72 81									
31	A	Arkansas	50 42	289	A	East Tenn. St.	71 68									
167	A	Alabama	51 46	31	H	Arkansas	52 72									
122	H	Mississippi St.	53 49	4	A	Tennessee	56 65									
12	H	Kentucky	61 51	34	A	Florida	58 62									
34	H	Florida	64 73	33	H	South Carolina	58 48									

Non-Div I Games:

LSU

■ Loss,
 ■ Non-Conf,
 ■ S Site,
 ■ Home
 ■ A Away
 N Neutral

Average RPI Win:	239	WON-LOST	WINNING	LAST 12	STRENGTH OF	OPP. STRENGTH	TEAM	ADJ.	CONF.	ADJ CONF.
Average RPI Loss:	61	RECORD	PCT. RANK	GAMES	SCHEDULE	OF SCHEDULE	RPI	RPI	RPI	RPI
DIV. I ONLY	12- 15	201	6- 6	104	85	151	151	9	9	
DIV. I NON-CONF.	6- 9	212	0- 0	90	42	151	151	9	9	
TOTALS	RPI 1-25	RPI 26-50	W-L RECORDS	RPI 51-100	RPI 101-150	RPI 150+				
12- 15	0- 3	0- 5	OVERALL	0- 4	0- 3	12- 0				
5- 6	0- 2	0- 2	HOME	0- 1	0- 1	5- 0				
6- 8	0- 1	0- 2	AWAY	0- 3	0- 2	6- 0				
1- 1	0- 0	0- 1	NEUTRAL	0- 0	0- 0	1- 0				
6- 9	0- 2	0- 3	NON-CONFERENCE	0- 2	0- 2	6- 0				
2- 3	0- 1	0- 1	HOME	0- 0	0- 1	2- 0				
3- 5	0- 1	0- 1	AWAY	0- 2	0- 1	3- 0				
1- 1	0- 0	0- 1	NEUTRAL	0- 0	0- 0	1- 0				
6- 6	0- 1	0- 2	CONFERENCE	0- 2	0- 1	6- 0				
3- 3	0- 1	0- 1	HOME	0- 1	0- 0	3- 0				
3- 3	0- 0	0- 1	AWAY	0- 1	0- 1	3- 0				
0- 0	0- 0	0- 0	NEUTRAL	0- 0	0- 0	0- 0				

RPI	S	Opponent	Score	RPI	S	Opponent	Score	RPI	S	Opponent	Score	RPI	S	Opponent	Score	Team's RPI: 151
13	H	Rutgers	48 61	32	H	Villanova	51 67	62	H	Saint Joseph's	53 57	109	H	Fairfield	52 55	
16	H	St. Bonaventure	57 75	34	N	Florida	74 85	71	A	Duquesne	52 82	119	A	Charlotte	66 77	
17	A	St. John's (NY)	45 66	40	A	West Virginia	52 63	87	A	Albany (NY)	76 81	131	A	LIU Brooklyn	53 69	
				43	H	Dayton	49 58	90	A	Drexel	59 72	182	H	Xavier	63 51	
				47	A	Richmond	70 74					192	H	Lehigh	63 43	
												216	A	Fordham	56 55	
												216	H	Fordham	68 62	
												231	A	Northeastern	75 60	
												234	A	Loyola Chicago	48 45	
												238	H	Massachusetts	81 67	
												240	H	Penn	58 47	
												256	A	Saint Louis	53 52	
												271	N	Vermont	68 59	
												273	A	Dartmouth	60 47	
												316	A	Rhode Island	49 45	
LAST 12 Division I GAMES:																
71	A	Duquesne	52 82	16	H	St. Bonaventure	57 75									
43	H	Dayton	49 58	47	A	Richmond	70 74									
316	A	Rhode Island	49 45	119	A	Charlotte	66 77									
62	H	Saint Joseph's	53 57	182	H	Xavier	63 51									
238	H	Massachusetts	81 67	216	H	Fordham	68 62									
216	A	Fordham	56 55	256	A	Saint Louis	53 52									

Non-Div I Games:

La Salle

■ Loss,
■ Non-Conf,
■ S Site,
■ H Home
■ A Away
N Neutral

La.-Lafayette

Through Games Of Sunday, February 19, 2012

Average RPI Win:	294	WON-LOST	WINNING	LAST 12	STRENGTH OF	OPP. STRENGTH	TEAM	ADJ.	CONF.	ADJ CONF.
Average RPI Loss:	168	RECORD	PCT. RANK	GAMES	SCHEDULE	OF SCHEDULE	RPI	RPI	RPI	RPI
DIV. I ONLY	5- 21	308	0- 12	233	232	310	310	16	16	
DIV. I NON-CONF.	5- 6	191	0- 0	252	312	203	203	15	15	
TOTALS	RPI 1-25	RPI 26-50	W-L RECORDS	RPI 51-100	RPI 101-150	RPI 150+				
5- 21	0- 0	0- 1	OVERALL	0- 2	0- 7	5- 11				
2- 9	0- 0	0- 0	HOME	0- 1	0- 3	2- 5				
3- 12	0- 0	0- 1	AWAY	0- 1	0- 4	3- 6				
0- 0	0- 0	0- 0	NEUTRAL	0- 0	0- 0	0- 0				
5- 6	0- 0	0- 0	NON-CONFERENCE	0- 2	0- 2	5- 2				
2- 2	0- 0	0- 0	HOME	0- 1	0- 0	2- 1				
3- 4	0- 0	0- 0	AWAY	0- 1	0- 2	3- 1				
0- 0	0- 0	0- 0	NEUTRAL	0- 0	0- 0	0- 0				
0- 15	0- 0	0- 1	CONFERENCE	0- 0	0- 5	0- 9				
0- 7	0- 0	0- 0	HOME	0- 0	0- 3	0- 4				
0- 8	0- 0	0- 1	AWAY	0- 0	0- 2	0- 5				
0- 0	0- 0	0- 0	NEUTRAL	0- 0	0- 0	0- 0				

RPI 1-25				RPI 26-50				RPI 51-100				RPI 101+				Team's RPI: 310	
RPI	S	Opponent	Score	RPI	S	Opponent	Score	RPI	S	Opponent	Score	RPI	S	Opponent	Score		
				38	A	Middle Tenn.	53 104	52	H	Tulane	40 75	107	A	McNeese St.	59 80		
								83	A	San Diego	44 103	122	A	Mississippi St.	38 72		
												128	A	Denver	47 71		
												128	H	Denver	39 76		
												135	A	UALR	45 56		
												135	H	UALR	41 55		
												147	H	FIU	48 78		
												158	H	Fla. Atlantic	52 66		
												172	H	South Ala.	68 72		
												185	A	North Texas	40 78		
												185	H	North Texas	45 66		
												214	H	Nicholls St.	64 72		
												218	H	Southern U.	60 49		
												221	A	Western Ky.	45 49		
												224	A	La.-Monroe	35 66		
												227	A	Arkansas St.	52 55		
												227	H	Arkansas St.	50 57		
												295	A	Savannah St.	36 41		
												307	A	UC Riverside	59 56		
												313	A	Southeastern La.	69 57		
												313	H	Southeastern La.	63 54		
												318	A	Bethune-Cookman	72 67		
												338	A	Troy	52 58		
LAST 12 Division I GAMES:																	
				185	A	North Texas	40 78	224	A	La.-Monroe	35 66						
				128	A	Denver	47 71	185	H	North Texas	45 66						
				227	H	Arkansas St.	50 57	227	A	Arkansas St.	52 55						
				135	H	UALR	41 55	135	A	UALR	45 56						
				338	A	Troy	52 58	147	H	FIU	48 78						
				128	H	Denver	39 76	172	H	South Ala.	68 72						

Non-Div I Games: LSU-Shreveport 50 63

La.-Lafayette

Loss, Non-Conf, S Site, H Home A Away N Neutral

Average RPI Win:	237	WON-LOST	WINNING	LAST 12	STRENGTH OF	OPP. STRENGTH	TEAM	ADJ.	CONF.	ADJ CONF.
Average RPI Loss:	141	RECORD	PCT. RANK	GAMES	SCHEDULE	OF SCHEDULE	RPI	RPI	RPI	RPI
DIV. I ONLY	9- 18	262	5- 7	125	214	224	224	16	16	
DIV. I NON-CONF.	2- 11	310	0- 0	57	256	251	251	15	15	
TOTALS	RPI 1-25	RPI 26-50	W-L RECORDS	RPI 51-100	RPI 101-150	RPI 150+				
9- 18	0- 1	0- 1	OVERALL	0- 2	1- 5	8- 9				
6- 5	0- 0	0- 0	HOME	0- 0	1- 2	5- 3				
3- 11	0- 1	0- 1	AWAY	0- 1	0- 3	3- 5				
0- 2	0- 0	0- 0	NEUTRAL	0- 1	0- 0	0- 1				
2- 11	0- 1	0- 1	NON-CONFERENCE	0- 2	0- 1	2- 6				
1- 3	0- 0	0- 0	HOME	0- 0	0- 1	1- 2				
1- 6	0- 1	0- 1	AWAY	0- 1	0- 0	1- 3				
0- 2	0- 0	0- 0	NEUTRAL	0- 1	0- 0	0- 1				
7- 7	0- 0	0- 0	CONFERENCE	0- 0	1- 4	6- 3				
5- 2	0- 0	0- 0	HOME	0- 0	1- 1	4- 1				
2- 5	0- 0	0- 0	AWAY	0- 0	0- 3	2- 2				
0- 0	0- 0	0- 0	NEUTRAL	0- 0	0- 0	0- 0				

RPI 1-25				RPI 26-50				RPI 51-100				RPI 101+ Team's RPI: 224			
RPI	S	Opponent	Score	RPI	S	Opponent	Score	RPI	S	Opponent	Score	RPI	S	Opponent	Score
9	A	Miami (FL)	39 103	50	A	Texas Tech	54 94	52	A	Tulane	45 62	107	H	McNeese St.	60 68
								70	N	Central Ark.	55 73	128	A	Denver	53 57
												128	H	Denver	49 52
												135	A	UALR	46 52
												135	H	UALR	58 54
												147	A	FIU	55 65
												152	N	UMKC	70 76
												155	H	Stephen F. Austin	58 68
												158	A	Fla. Atlantic	58 65
												159	A	Lamar	68 70
												172	H	South Ala.	55 52
												185	A	North Texas	70 67
												185	H	North Texas	54 56
												208	A	Grambling	71 75
												214	H	Nicholls St.	78 68
												217	A	Southern Miss.	74 77
												221	H	Western Ky.	53 49
												227	A	Arkansas St.	61 76
												227	H	Arkansas St.	83 57
												243	H	Tennessee Tech	64 68
												310	H	La.-Lafayette	66 35
												327	A	Northwestern St.	84 68
												338	A	Troy	49 46
LAST 12 Division I GAMES:															
128	A	Denver	53 57	338	A	Troy	49 46								
185	A	North Texas	70 67	128	H	Denver	49 52								
172	H	South Ala.	55 52	185	H	North Texas	54 56								
135	A	UALR	46 52	135	H	UALR	58 54								
227	A	Arkansas St.	61 76	147	A	FIU	55 65								
310	H	La.-Lafayette	66 35	158	A	Fla. Atlantic	58 65								

Non-Div I Games:

La.-Monroe

■ Loss,
 ■ Non-Conf, S Site,
 ■ Home
 ■ Away
 N Neutral

Lafayette

Through Games Of Sunday, February 19, 2012

Average RPI Win:	301	WON-LOST	WINNING	LAST 12	STRENGTH OF	OPP. STRENGTH	TEAM	ADJ.	CONF.	ADJ CONF.
Average RPI Loss:	177	RECORD	PCT. RANK	GAMES	SCHEDULE	OF SCHEDULE	RPI	RPI	RPI	RPI
DIV. I ONLY	8- 19	273	2- 10	311	257	306	306	29	29	
DIV. I NON-CONF.	6- 9	212	0- 0	299	179	258	258	29	29	
TOTALS	RPI 1-25	RPI 26-50	W-L RECORDS	RPI 51-100	RPI 101-150	RPI 150+				
8- 19	0- 1	0- 1	OVERALL	0- 1	0- 2	8- 14				
4- 7	0- 0	0- 1	HOME	0- 1	0- 0	4- 5				
3- 11	0- 1	0- 0	AWAY	0- 0	0- 2	3- 8				
1- 1	0- 0	0- 0	NEUTRAL	0- 0	0- 0	1- 1				
6- 9	0- 1	0- 1	NON-CONFERENCE	0- 1	0- 1	6- 5				
3- 2	0- 0	0- 1	HOME	0- 1	0- 0	3- 0				
2- 6	0- 1	0- 0	AWAY	0- 0	0- 1	2- 4				
1- 1	0- 0	0- 0	NEUTRAL	0- 0	0- 0	1- 1				
2- 10	0- 0	0- 0	CONFERENCE	0- 0	0- 1	2- 9				
1- 5	0- 0	0- 0	HOME	0- 0	0- 0	1- 5				
1- 5	0- 0	0- 0	AWAY	0- 0	0- 1	1- 4				
0- 0	0- 0	0- 0	NEUTRAL	0- 0	0- 0	0- 0				

RPI 1-25				RPI 26-50				RPI 51-100				RPI 101+ Team's RPI: 306			
RPI	S	Opponent	Score	RPI	S	Opponent	Score	RPI	S	Opponent	Score	RPI	S	Opponent	Score
8	A	Maryland	36 84	28	H	Princeton	47 87	62	H	Saint Joseph's	57 65	105	A	Syracuse	54 74
												123	A	American	54 80
												161	A	Holy Cross	52 61
												161	H	Holy Cross	61 75
												165	N	Monmouth	54 58
												179	A	Pittsburgh	69 74
												189	H	Manhattan	48 43
												192	A	Lehigh	55 68
												192	H	Lehigh	47 57
												203	A	Navy	47 63
												203	H	Navy	55 60
												222	A	Bryant	48 56
												240	A	Penn	39 49
												261	N	East Carolina	64 57
												264	A	Army	43 44
												264	H	Army	47 62
												267	A	Rider	56 64
												308	H	Colgate	66 58
												322	A	Saint Peter's	59 50
												329	A	Bucknell	49 45
												329	H	Bucknell	54 65
												330	A	St. Francis (NY)	46 33
												334	H	Wagner	66 55
												337	H	Columbia	53 45
LAST 12 Division I GAMES:															
192	H	Lehigh	47 57	308	H	Colgate	66 58								
161	A	Holy Cross	52 61	192	A	Lehigh	55 68								
329	H	Bucknell	54 65	161	H	Holy Cross	61 75								
264	H	Army	47 62	329	A	Bucknell	49 45								
203	A	Navy	47 63	264	A	Army	43 44								
123	A	American	54 80	203	H	Navy	55 60								

Non-Div I Games:

Lafayette

Loss, Non-Conf, S Site, H Home A Away N Neutral

Average RPI Win: 263	WON-LOST	WINNING	LAST 12	STRENGTH OF	OPP. STRENGTH	TEAM	ADJ.	CONF.	ADJ CONF.
Average RPI Loss: 122	RECORD	PCT. RANK	GAMES	SCHEDULE	OF SCHEDULE	RPI	RPI	RPI	RPI
DIV. I ONLY	13- 11	143	7- 5	237	228	159	159	24	24
DIV. I NON-CONF.	6- 6	161	0- 0	109	156	112	112	26	26
TOTALS	RPI 1-25	RPI 26-50	W-L RECORDS	RPI 51-100	RPI 101-150	RPI 150+			
13- 11	0- 1	0- 2	OVERALL	0- 3	0- 1	13- 4			
6- 2	0- 0	0- 0	HOME	0- 1	0- 0	6- 1			
6- 8	0- 1	0- 2	AWAY	0- 2	0- 1	6- 2			
1- 1	0- 0	0- 0	NEUTRAL	0- 0	0- 0	1- 1			
6- 6	0- 1	0- 2	NON-CONFERENCE	0- 1	0- 0	6- 2			
3- 0	0- 0	0- 0	HOME	0- 0	0- 0	3- 0			
2- 5	0- 1	0- 2	AWAY	0- 1	0- 0	2- 1			
1- 1	0- 0	0- 0	NEUTRAL	0- 0	0- 0	1- 1			
7- 5	0- 0	0- 0	CONFERENCE	0- 2	0- 1	7- 2			
3- 2	0- 0	0- 0	HOME	0- 1	0- 0	3- 1			
4- 3	0- 0	0- 0	AWAY	0- 1	0- 1	4- 1			
0- 0	0- 0	0- 0	NEUTRAL	0- 0	0- 0	0- 0			

RPI 1-25				RPI 26-50				RPI 51-100				RPI 101+ Team's RPI: 159			
RPI	S	Opponent	Score	RPI	S	Opponent	Score	RPI	S	Opponent	Score	RPI	S	Opponent	Score
6	A	Texas A&M	58 83	26	A	LSU	35 77	56	A	UTEP	52 81	107	A	McNeese St.	45 58
				46	A	Kansas	40 90	70	A	Central Ark.	53 63	158	N	Fla. Atlantic	66 61
								70	H	Central Ark.	37 62	177	H	Ole Miss	67 58
												178	A	TCU	59 73
												193	H	Rice	61 54
												214	A	Nicholls St.	64 70
												214	H	Nicholls St.	70 52
												218	A	Southern U.	70 62
												224	H	La.-Monroe	70 68
												257	N	IUPUI	34 61
												300	A	UTSA	54 51
												304	A	Texas-Arlington	68 52
												313	A	Southeastern La.	71 69
												313	H	Southeastern La.	61 69
												323	H	A&M-Corpus Christi	63 49
												327	A	Northwestern St.	82 61
												327	H	Northwestern St.	58 56
												342	A	Houston Baptist	73 40
LAST 12 Division I GAMES:															
323	H	A&M-Corpus Christi	63 49	214	A	Nicholls St.	64 70								
313	A	Southeastern La.	71 69	327	H	Northwestern St.	58 56								
214	H	Nicholls St.	70 52	70	A	Central Ark.	53 63								
327	A	Northwestern St.	82 61	304	A	Texas-Arlington	68 52								
300	A	UTSA	54 51	107	A	McNeese St.	45 58								
313	H	Southeastern La.	61 69	70	H	Central Ark.	37 62								

Non-Div I Games: Centenary (LA) 73 44 Our Lady Of The Lak82 62

Lamar

■ Loss,
 ■ Non-Conf, S Site,
 ■ Home
 ■ Away
 N Neutral

Average RPI Win: 264	WON-LOST	WINNING	LAST 12	STRENGTH OF	OPP. STRENGTH	TEAM	ADJ.	CONF.	ADJ CONF.
Average RPI Loss: 141	RECORD	PCT. RANK	GAMES	SCHEDULE	OF SCHEDULE	RPI	RPI	RPI	RPI
DIV. I ONLY	14- 12	145	7- 5	276	238	192	192	29	29
DIV. I NON-CONF.	7- 7	161	0- 0	240	151	194	194	29	29
TOTALS	RPI 1-25	RPI 26-50	W-L RECORDS	RPI 51-100	RPI 101-150	RPI 150+			
14- 12	0- 1	0- 2	OVERALL	0- 2	0- 2	14- 5			
8- 4	0- 0	0- 2	HOME	0- 0	0- 1	8- 1			
6- 7	0- 1	0- 0	AWAY	0- 2	0- 1	6- 3			
0- 1	0- 0	0- 0	NEUTRAL	0- 0	0- 0	0- 1			
7- 7	0- 1	0- 2	NON-CONFERENCE	0- 2	0- 0	7- 2			
5- 2	0- 0	0- 2	HOME	0- 0	0- 0	5- 0			
2- 4	0- 1	0- 0	AWAY	0- 2	0- 0	2- 1			
0- 1	0- 0	0- 0	NEUTRAL	0- 0	0- 0	0- 1			
7- 5	0- 0	0- 0	CONFERENCE	0- 0	0- 2	7- 3			
3- 2	0- 0	0- 0	HOME	0- 0	0- 1	3- 1			
4- 3	0- 0	0- 0	AWAY	0- 0	0- 1	4- 2			
0- 0	0- 0	0- 0	NEUTRAL	0- 0	0- 0	0- 0			

RPI 1-25				RPI 26-50				RPI 51-100				RPI 101+ Team's RPI: 192			
RPI	S	Opponent	Score	RPI	S	Opponent	Score	RPI	S	Opponent	Score	RPI	S	Opponent	Score
13	A	Rutgers	40 68	32	H	Villanova	54 62	62	A	Saint Joseph's	48 66	123	A	American	49 55
				47	H	Richmond	49 71	76	A	Sacred Heart	51 68	123	H	American	50 67
												151	A	La Salle	43 63
												161	A	Holy Cross	75 73
												161	H	Holy Cross	75 60
												165	N	Monmouth	73 75
												169	H	Robert Morris	68 54
												180	H	Loyola Maryland	70 60
												203	A	Navy	50 46
												264	A	Army	64 66
												275	A	Valparaiso	41 39
												306	A	Lafayette	57 47
												306	H	Lafayette	68 55
												308	A	Colgate	71 77
												308	H	Colgate	85 82
												316	H	Rhode Island	67 56
												320	H	NJIT	61 37
												322	H	Saint Peter's	64 48
												329	A	Bucknell	53 38
												329	H	Bucknell	56 62
												334	A	Wagner	63 44
LAST 12 Division I GAMES:															
306	A	Lafayette	57 47	203	A	Navy	50 46								
329	H	Bucknell	56 62	306	H	Lafayette	68 55								
308	A	Colgate	71 77	329	A	Bucknell	53 38								
123	H	American	50 67	308	H	Colgate	85 82								
161	A	Holy Cross	75 73	123	A	American	49 55								
264	A	Army	64 66	161	H	Holy Cross	75 60								

Non-Div I Games:

Lehigh

■ Loss,
 ■ Non-Conf,
 S Site,
 ■ Home
 ■ Away
 N Neutral

Liberty

Through Games Of Sunday, February 19, 2012

Average RPI Win:	249	WON-LOST	WINNING	LAST 12	STRENGTH OF	OPP. STRENGTH	TEAM	ADJ.	CONF.	ADJ CONF.
Average RPI Loss:	110	RECORD	PCT. RANK	GAMES	SCHEDULE	OF SCHEDULE	RPI	RPI	RPI	RPI
DIV. I ONLY	14- 8	98	11- 1	137	276	108	108	26	26	
DIV. I NON-CONF.	2- 6	275	0- 0	119	64	219	219	28	28	
TOTALS	RPI 1-25	RPI 26-50	W-L RECORDS	RPI 51-100	RPI 101-150	RPI 150+				
14- 8	0- 1	0- 2	OVERALL	0- 2	1- 1	13- 2				
5- 3	0- 0	0- 1	HOME	0- 1	0- 1	5- 0				
8- 4	0- 0	0- 1	AWAY	0- 1	1- 0	7- 2				
1- 1	0- 1	0- 0	NEUTRAL	0- 0	0- 0	1- 0				
2- 6	0- 1	0- 2	NON-CONFERENCE	0- 2	0- 0	2- 1				
0- 2	0- 0	0- 1	HOME	0- 1	0- 0	0- 0				
1- 3	0- 0	0- 1	AWAY	0- 1	0- 0	1- 1				
1- 1	0- 1	0- 0	NEUTRAL	0- 0	0- 0	1- 0				
12- 2	0- 0	0- 0	CONFERENCE	0- 0	1- 1	11- 1				
5- 1	0- 0	0- 0	HOME	0- 0	0- 1	5- 0				
7- 1	0- 0	0- 0	AWAY	0- 0	1- 0	6- 1				
0- 0	0- 0	0- 0	NEUTRAL	0- 0	0- 0	0- 0				

RPI S	Opponent	Score	RPI S	Opponent	Score	RPI S	Opponent	Score	RPI S	Opponent	Score	Team's RPI: 108
18 N	Oklahoma	45 76	35 H	James Madison	58 62	51 A	Virginia	38 64	150 A	High Point	73 65	
			47 A	Richmond	54 66	99 H	VCU	47 52	150 H	High Point	69 73	
									196 A	Campbell	58 45	
									196 H	Campbell	90 61	
									198 A	Radford	76 68	
									210 A	Winthrop	69 71	
									210 H	Winthrop	74 49	
									211 A	Charleston So.	79 64	
									211 H	Charleston So.	77 69	
									245 H	Presbyterian	59 39	
									272 A	N.C. A&T	74 81	
									284 A	UNC Greensboro	61 46	
									297 A	Coastal Caro.	82 45	
									297 H	Coastal Caro.	66 54	
									325 A	Gardner-Webb	78 51	
									335 N	Lipscomb	70 27	
									336 A	UNC Asheville	78 56	
LAST 12 Division I GAMES:												
210 A	Winthrop	69 71	336 A	UNC Asheville	78 56							
297 H	Coastal Caro.	66 54	210 H	Winthrop	74 49							
211 H	Charleston So.	77 69	245 H	Presbyterian	59 39							
150 A	High Point	73 65	211 A	Charleston So.	79 64							
196 A	Campbell	58 45	297 A	Coastal Caro.	82 45							
325 A	Gardner-Webb	78 51	196 H	Campbell	90 61							

Non-Div I Games: Virginia-Wise 82 39 Virginia Union 82 37 Glenville St. 116 65

Liberty

Loss, Non-Conf, S Site, H Home A Away N Neutral

Average RPI Win: 289	WON-LOST	WINNING	LAST 12	STRENGTH OF	OPP. STRENGTH	TEAM	ADJ.	CONF.	ADJ CONF.
Average RPI Loss: 213	RECORD	PCT. RANK	GAMES	SCHEDULE	OF SCHEDULE	RPI	RPI	RPI	RPI
DIV. I ONLY	5- 22	316	2- 10	316	321	335	335	30	30
DIV. I NON-CONF.	2- 9	299	0- 0	318	275	328	328	30	30
TOTALS	RPI 1-25	RPI 26-50	W-L RECORDS	RPI 51-100	RPI 101-150	RPI 150+			
5- 22	0- 1	0- 0	OVERALL	0- 3	0- 3	5- 15			
4- 9	0- 0	0- 0	HOME	0- 1	0- 1	4- 7			
1- 12	0- 1	0- 0	AWAY	0- 2	0- 1	1- 8			
0- 1	0- 0	0- 0	NEUTRAL	0- 0	0- 1	0- 0			
2- 9	0- 1	0- 0	NON-CONFERENCE	0- 1	0- 1	2- 6			
1- 3	0- 0	0- 0	HOME	0- 0	0- 0	1- 3			
1- 5	0- 1	0- 0	AWAY	0- 1	0- 0	1- 3			
0- 1	0- 0	0- 0	NEUTRAL	0- 0	0- 1	0- 0			
3- 13	0- 0	0- 0	CONFERENCE	0- 2	0- 2	3- 9			
3- 6	0- 0	0- 0	HOME	0- 1	0- 1	3- 4			
0- 7	0- 0	0- 0	AWAY	0- 1	0- 1	0- 5			
0- 0	0- 0	0- 0	NEUTRAL	0- 0	0- 0	0- 0			

RPI 1-25				RPI 26-50				RPI 51-100				RPI 101+ Team's RPI: 335			
RPI	S	Opponent	Score	RPI	S	Opponent	Score	RPI	S	Opponent	Score	RPI	S	Opponent	Score
23	A	Vanderbilt	39 81					66	A	Fla. Gulf Coast	54 97	108	N	Liberty	27 70
								66	H	Fla. Gulf Coast	59 76	113	A	Stetson	59 74
								79	A	North Carolina	53 95	113	H	Stetson	63 74
												177	H	Ole Miss	57 72
												207	A	Alabama A&M	54 72
												243	A	Tennessee Tech	66 61
												251	H	Kennesaw St.	55 74
												253	A	Belmont	54 64
												253	H	Belmont	43 60
												274	A	North Florida	67 77
												274	H	North Florida	73 64
												277	A	Jacksonville	75 81
												277	H	Jacksonville	68 64
												278	H	Austin Peay	58 61
												287	A	Tennessee St.	54 80
												289	A	East Tenn. St.	52 89
												289	H	East Tenn. St.	39 59
												309	A	S.C. Upstate	66 73
												309	H	S.C. Upstate	44 50
												314	H	Air Force	59 68
												324	H	Mercer	80 70
												325	H	Gardner-Webb	76 65
												340	A	Jacksonville St.	72 81
LAST 12 Division I GAMES:															
309	H	S.C. Upstate	44 50	277	H	Jacksonville	68 64								
289	H	East Tenn. St.	39 59	289	A	East Tenn. St.	52 89								
113	A	Stetson	59 74	309	A	S.C. Upstate	66 73								
66	A	Fla. Gulf Coast	54 97	66	H	Fla. Gulf Coast	59 76								
253	H	Belmont	43 60	113	H	Stetson	63 74								
274	H	North Florida	73 64	253	A	Belmont	54 64								

Non-Div I Games:

Lipscomb

■ Loss,
 ■ Non-Conf, S Site,
 ■ Home
 ■ Away
 N Neutral

Average RPI Win:	247	WON-LOST	WINNING	LAST 12	STRENGTH OF	OPP. STRENGTH	TEAM	ADJ.	CONF.	ADJ CONF.
Average RPI Loss:	178	RECORD	PCT. RANK	GAMES	SCHEDULE	OF SCHEDULE	RPI	RPI	RPI	RPI
DIV. I ONLY	11- 14	209	6- 6	303	229	250	250	21	21	
DIV. I NON-CONF.	5- 8	221	0- 0	316	222	285	285	20	20	
TOTALS	RPI 1-25	RPI 26-50	W-L RECORDS	RPI 51-100	RPI 101-150	RPI 150+				
11- 14	0- 0	0- 0	OVERALL	0- 1	1- 6	10- 7				
9- 2	0- 0	0- 0	HOME	0- 0	1- 1	8- 1				
2- 12	0- 0	0- 0	AWAY	0- 1	0- 5	2- 6				
0- 0	0- 0	0- 0	NEUTRAL	0- 0	0- 0	0- 0				
5- 8	0- 0	0- 0	NON-CONFERENCE	0- 1	0- 4	5- 3				
4- 1	0- 0	0- 0	HOME	0- 0	0- 1	4- 0				
1- 7	0- 0	0- 0	AWAY	0- 1	0- 3	1- 3				
0- 0	0- 0	0- 0	NEUTRAL	0- 0	0- 0	0- 0				
6- 6	0- 0	0- 0	CONFERENCE	0- 0	1- 2	5- 4				
5- 1	0- 0	0- 0	HOME	0- 0	1- 0	4- 1				
1- 5	0- 0	0- 0	AWAY	0- 0	0- 2	1- 3				
0- 0	0- 0	0- 0	NEUTRAL	0- 0	0- 0	0- 0				

RPI S	Opponent	Score	RPI S	Opponent	Score	RPI S	Opponent	Score	RPI S	Opponent	Score	Team's RPI: 250
						94	A Washington	46 80	101	H Wichita St.	64 73	
									105	A Syracuse	42 81	
									118	A Pacific	56 93	
									139	A UC Davis	62 78	
									139	H UC Davis	67 55	
									142	A Seattle	49 78	
									148	A Arizona	42 66	
									156	A Cal St. Northridge	75 72	
									156	H Cal St. Northridge	50 57	
									160	H Cal Poly	74 67	
									173	A Santa Clara	63 73	
									219	A UC Irvine	61 86	
									219	H UC Irvine	63 51	
									225	H UC Santa Barbara	46 34	
									235	A Iona	73 78	
									270	A Sacramento St.	67 74	
									273	H Dartmouth	66 52	
									280	A Cal St. Fullerton	53 74	
									294	H Nevada	61 58	
									297	H Utah Valley	75 43	
									305	H Western Mich.	76 56	
									307	A UC Riverside	71 75	
									307	H UC Riverside	70 59	
									337	A Columbia	70 61	
LAST 12 Division I GAMES:												
139	H UC Davis	67 55	225	H UC Santa Barbara	46 34							
156	A Cal St. Northridge	75 72	139	A UC Davis	62 78							
307	A UC Riverside	71 75	118	A Pacific	56 93							
219	A UC Irvine	61 86	156	H Cal St. Northridge	50 57							
280	A Cal St. Fullerton	53 74	219	H UC Irvine	63 51							
160	H Cal Poly	74 67	307	H UC Riverside	70 59							

Non-Div I Games:

Long Beach St.

Average RPI Win:	271	WON-LOST	WINNING	LAST 12	STRENGTH OF	OPP. STRENGTH	TEAM	ADJ.	CONF.	ADJ CONF.
Average RPI Loss:	163	RECORD	PCT. RANK	GAMES	SCHEDULE	OF SCHEDULE	RPI	RPI	RPI	RPI
DIV. I ONLY	5- 22	316	3- 9	132	256	287	287	27	27	
DIV. I NON-CONF.	5- 22	298	3- 9	137	287	286	286	27	27	
TOTALS	RPI 1-25	RPI 26-50	W-L RECORDS	RPI 51-100	RPI 101-150	RPI 150+				
5- 22	0- 3	0- 1	OVERALL	0- 3	0- 4	5- 11				
4- 3	0- 0	0- 1	HOME	0- 0	0- 1	4- 1				
1- 17	0- 3	0- 0	AWAY	0- 3	0- 3	1- 8				
0- 2	0- 0	0- 0	NEUTRAL	0- 0	0- 0	0- 2				
5- 22	0- 3	0- 1	NON-CONFERENCE	0- 3	0- 4	5- 11				
4- 3	0- 0	0- 1	HOME	0- 0	0- 1	4- 1				
1- 17	0- 3	0- 0	AWAY	0- 3	0- 3	1- 8				
0- 2	0- 0	0- 0	NEUTRAL	0- 0	0- 0	0- 2				
0- 0	0- 0	0- 0	CONFERENCE	0- 0	0- 0	0- 0				
0- 0	0- 0	0- 0	HOME	0- 0	0- 0	0- 0				
0- 0	0- 0	0- 0	AWAY	0- 0	0- 0	0- 0				
0- 0	0- 0	0- 0	NEUTRAL	0- 0	0- 0	0- 0				

RPI	S	Opponent	Score	RPI	S	Opponent	Score	RPI	S	Opponent	Score	RPI	S	Opponent	Score	Team's RPI: 287
5	A	Notre Dame	26 92	47	H	Richmond	59 72	88	A	Cincinnati	54 70	103	A	San Diego St.	37 79	
9	A	Miami (FL)	43 92					93	A	Appalachian St.	54 64	143	H	Coppin St.	51 73	
21	A	Georgetown	45 56					95	A	North Carolina St.	45 74	144	A	Wright St.	44 77	
												150	A	High Point	51 73	
												154	A	Marshall	48 62	
												171	N	Central Mich.	59 70	
												191	H	George Mason	58 80	
												196	A	Campbell	33 48	
												198	H	Radford	73 59	
												204	A	William & Mary	43 76	
												249	H	Cornell	68 61	
												266	A	Eastern Ky.	62 80	
												273	H	Dartmouth	86 76	
												291	A	IPFW	54 73	
												295	A	Savannah St.	41 53	
												297	A	Utah Valley	59 64	
												311	A	Murray St.	77 86	
												314	A	Air Force	59 48	
												320	H	NJIT	72 71	
												321	N	Southeast Mo. St.	52 56	
LAST 12 Division I GAMES:																
47	H	Richmond	59 72	291	A	IPFW	54 73									
95	A	North Carolina St.	45 74	320	H	NJIT	72 71									
295	A	Savannah St.	41 53	297	A	Utah Valley	59 64									
266	A	Eastern Ky.	62 80	314	A	Air Force	59 48									
311	A	Murray St.	77 86	103	A	San Diego St.	37 79									
273	H	Dartmouth	86 76	143	H	Coppin St.	51 73									

Non-Div I Games:

Longwood

■ Loss,
 ■ Non-Conf, S Site,
 ■ Home
 ■ Away
 N Neutral

Average RPI Win:	245	WON-LOST	WINNING	LAST 12	STRENGTH OF	OPP. STRENGTH	TEAM	ADJ.	CONF.	ADJ CONF.
Average RPI Loss:	132	RECORD	PCT. RANK	GAMES	SCHEDULE	OF SCHEDULE	RPI	RPI	RPI	RPI
DIV. I ONLY	14- 12	145	7- 5	257	153	190	190	25	25	
DIV. I NON-CONF.	7- 8	179	0- 1	191	99	188	188	24	24	
TOTALS	RPI 1-25	RPI 26-50	W-L RECORDS	RPI 51-100	RPI 101-150	RPI 150+				
14- 12	0- 0	0- 1	OVERALL	0- 4	3- 2	11- 5				
6- 6	0- 0	0- 1	HOME	0- 3	2- 1	4- 1				
6- 3	0- 0	0- 0	AWAY	0- 0	1- 1	5- 2				
2- 3	0- 0	0- 0	NEUTRAL	0- 1	0- 0	2- 2				
7- 8	0- 0	0- 1	NON-CONFERENCE	0- 3	2- 1	5- 3				
3- 3	0- 0	0- 1	HOME	0- 2	2- 0	1- 0				
2- 2	0- 0	0- 0	AWAY	0- 0	0- 1	2- 1				
2- 3	0- 0	0- 0	NEUTRAL	0- 1	0- 0	2- 2				
7- 4	0- 0	0- 0	CONFERENCE	0- 1	1- 1	6- 2				
3- 3	0- 0	0- 0	HOME	0- 1	0- 1	3- 1				
4- 1	0- 0	0- 0	AWAY	0- 0	1- 0	3- 1				
0- 0	0- 0	0- 0	NEUTRAL	0- 0	0- 0	3- 0				

RPI S	Opponent	Score	RPI S	Opponent	Score	RPI S	Opponent	Score	RPI S	Opponent	Score	Team's RPI: 190
26	H LSU	55 66	52	H Tulane	52 61	117	A Oral Roberts	71 92				
			55	H Missouri St.	65 78	122	H Mississippi St.	63 62				
			58	H Fresno St.	59 61	135	H UALR	64 48				
			85	N Memphis	67 86	136	A Utah St.	82 76				
						136	H Utah St.	62 79				
						167	N Alabama	59 67				
						170	N Seton Hall	69 72				
						188	N Old Dominion	84 71				
						221	A Western Ky.	54 69				
						227	A Arkansas St.	69 59				
						243	H Tennessee Tech	82 64				
						247	A Hawaii	46 61				
						247	H Hawaii	49 61				
						281	A San Jose St.	70 64				
						281	H San Jose St.	73 68				
						282	N Prairie View	89 83				
						294	H Nevada	77 63				
						299	A Idaho	61 57				
						299	H Idaho	66 54				
						319	A Houston	79 53				
						326	A New Mexico St.	69 42				
LAST 12 Division I GAMES:												
247	H Hawaii	49 61	326	A New Mexico St.	69 42							
281	H San Jose St.	73 68	281	A San Jose St.	70 64							
299	A Idaho	61 57	247	A Hawaii	46 61							
136	A Utah St.	82 76	136	H Utah St.	62 79							
58	H Fresno St.	59 61	299	H Idaho	66 54							
294	H Nevada	77 63	26	H LSU	55 66							

Non-Div I Games:

Louisiana Tech

■ Loss,
 ■ Non-Conf,
 ■ S Site,
 ■ Home
 ■ A Away
 N Neutral

2015-2016				Through Games Of Sunday, February 15, 2016						
Average RPI Win:	146	WON-LOST	WINNING	LAST 12	STRENGTH OF	OPP. STRENGTH	TEAM	ADJ.	CONF.	ADJ CONF.
Average RPI Loss:	15	RECORD	PCT. RANK	GAMES	SCHEDULE	OF SCHEDULE	RPI	RPI	RPI	RPI
DIV. I ONLY	19- 7	53	7- 5	44	26	20	20	2	2	
DIV. I NON-CONF.	11- 2	24	0- 0	131	76	28	28	2	2	

TOTALS	RPI 1-25	RPI 26-50		W-L RECORDS		RPI 51-100	RPI 101-150	RPI 150+		
19- 7	1- 6	1- 1		OVERALL		4- 0	6- 0	7- 0		
10- 1	0- 1	1- 0		HOME		1- 0	4- 0	4- 0		
9- 6	1- 5	0- 1		AWAY		3- 0	2- 0	3- 0		
0- 0	0- 0	0- 0		NEUTRAL		0- 0	0- 0	0- 0		
11- 2	0- 2	0- 0		NON-CONFERENCE		2- 0	3- 0	6- 0		
5- 0	0- 0	0- 0		HOME		0- 0	1- 0	4- 0		
6- 2	0- 2	0- 0		AWAY		2- 0	2- 0	2- 0		
0- 0	0- 0	0- 0		NEUTRAL		0- 0	0- 0	0- 0		
8- 5	1- 4	1- 1		CONFERENCE		2- 0	3- 0	1- 0		
5- 1	0- 1	1- 0		HOME		1- 0	3- 0	0- 0		
3- 4	1- 3	0- 1		AWAY		1- 0	0- 0	1- 0		
0- 0	0- 0	0- 0		NEUTRAL		0- 0	0- 0	0- 0		

RPI	S	Opponent	Score	RPI	S	Opponent	Score	RPI	S	Opponent	Score	RPI	S	Opponent	Score
2	H	Connecticut	46 56	32	H	Villanova	62 58	55	A	Missouri St.	73 64	102	H	Providence	64 48
6	A	Texas A&M	58 76	40	A	West Virginia	50 66	75	A	Florida St.	85 76	105	H	Syracuse	89 62
12	A	Kentucky	54 74					88	A	Cincinnati	64 59	110	A	Washington St.	75 71
13	A	Rutgers	68 71					91	H	South Fla.	63 57	112	H	UT Martin	70 57
14	A	DePaul	61 86									126	H	Marquette	70 53
17	A	St. John's (NY)	64 72									146	A	Florida A&M	86 66
21	A	Georgetown	64 61									175	A	Portland	71 42
LAST 12 Division I GAMES:															
179	A	Pittsburgh	71 66	21	A	Georgetown	64 61								
105	H	Syracuse	89 62	102	H	Providence	64 48								
2	H	Connecticut	46 56	13	A	Rutgers	68 71								
40	A	West Virginia	50 66	91	H	South Fla.	63 57								
14	A	DePaul	61 86	17	A	St. John's (NY)	64 72								
32	H	Villanova	62 58	126	H	Marquette	70 53								

Non-Div I Games:

Louisville

Loyola Chicago

Through Games Of Sunday, February 19, 2012

Average RPI Win:	243	WON-LOST	WINNING	LAST 12	STRENGTH OF	OPP. STRENGTH	TEAM	ADJ.	CONF.	ADJ CONF.
Average RPI Loss:	147	RECORD	PCT. RANK	GAMES	SCHEDULE	OF SCHEDULE	RPI	RPI	RPI	RPI
DIV. I ONLY	10- 15	236	5- 7	250	155	234	234	13	13	
DIV. I NON-CONF.	4- 6	212	0- 0	270	96	239	239	16	16	
TOTALS	RPI 1-25	RPI 26-50	W-L RECORDS	RPI 51-100	RPI 101-150	RPI 150+				
10- 15	0- 2	0- 0	OVERALL	0- 2	1- 4	9- 7				
3- 8	0- 0	0- 0	HOME	0- 2	0- 3	3- 3				
6- 6	0- 2	0- 0	AWAY	0- 0	1- 1	5- 3				
1- 1	0- 0	0- 0	NEUTRAL	0- 0	0- 0	1- 1				
4- 6	0- 1	0- 0	NON-CONFERENCE	0- 2	0- 0	4- 3				
1- 3	0- 0	0- 0	HOME	0- 2	0- 0	1- 1				
2- 2	0- 1	0- 0	AWAY	0- 0	0- 0	2- 1				
1- 1	0- 0	0- 0	NEUTRAL	0- 0	0- 0	1- 1				
6- 9	0- 1	0- 0	CONFERENCE	0- 0	1- 4	5- 4				
2- 5	0- 0	0- 0	HOME	0- 0	0- 3	2- 2				
4- 4	0- 1	0- 0	AWAY	0- 0	1- 1	3- 2				
0- 0	0- 0	0- 0	NEUTRAL	0- 0	0- 0	3- 0				

RPI 1-25				RPI 26-50				RPI 51-100				RPI 101+ Team's RPI: 234			
RPI	S	Opponent	Score	RPI	S	Opponent	Score	RPI	S	Opponent	Score	RPI	S	Opponent	Score
14	A	DePaul	65 70					69	H	Eastern Mich.	55 63	129	A	Detroit	59 83
25	A	Green Bay	49 76					92	H	Northwestern	67 72	129	H	Detroit	66 76
												144	A	Wright St.	74 66
												144	H	Wright St.	62 64
												145	H	Ill.-Chicago	56 57
												151	H	La Salle	45 48
												163	A	Drake	50 65
												181	H	Northern Ill.	73 42
												195	N	Akron	86 97
												202	A	Butler	46 72
												202	H	Butler	57 60
												230	A	Milwaukee	81 73
												244	A	Youngstown St.	82 77
												244	H	Youngstown St.	78 73
												254	A	Southern Ill.	66 44
												259	N	San Francisco	65 63
												268	A	Cleveland St.	85 67
												268	H	Cleveland St.	65 67
												275	A	Valparaiso	46 69
												275	H	Valparaiso	86 56
												332	A	Chicago St.	77 34
LAST 12 Division I GAMES:															
275	A	Valparaiso	46 69	145	H	Ill.-Chicago	56 57								
202	A	Butler	46 72	202	H	Butler	57 60								
244	H	Youngstown St.	78 73	275	H	Valparaiso	86 56								
268	H	Cleveland St.	65 67	268	A	Cleveland St.	85 67								
144	A	Wright St.	74 66	244	A	Youngstown St.	82 77								
129	A	Detroit	59 83	129	H	Detroit	66 76								

Non-Div I Games: Neb. Omaha 69 57

Loyola Chicago

Loss, Non-Conf, S Site, H Home A Away N Neutral

Average RPI Win:	220	WON-LOST	WINNING	LAST 12	STRENGTH OF	OPP. STRENGTH	TEAM	ADJ.	CONF.	ADJ CONF.
Average RPI Loss:	174	RECORD	PCT. RANK	GAMES	SCHEDULE	OF SCHEDULE	RPI	RPI	RPI	RPI
DIV. I ONLY	13- 14	175	8- 4	187	230	180	180	22	22	
DIV. I NON-CONF.	4- 7	229	0- 0	60	180	159	159	21	21	
TOTALS	RPI 1-25	RPI 26-50	W-L RECORDS	RPI 51-100	RPI 101-150	RPI 150+				
13- 14	0- 1	0- 1	OVERALL	1- 1	1- 1	11- 10				
8- 4	0- 0	0- 0	HOME	1- 0	1- 0	6- 4				
5- 10	0- 1	0- 1	AWAY	0- 1	0- 1	5- 6				
0- 0	0- 0	0- 0	NEUTRAL	0- 0	0- 0	0- 0				
4- 7	0- 1	0- 0	NON-CONFERENCE	1- 1	0- 1	3- 4				
3- 1	0- 0	0- 0	HOME	1- 0	0- 0	2- 1				
1- 6	0- 1	0- 0	AWAY	0- 1	0- 1	1- 3				
0- 0	0- 0	0- 0	NEUTRAL	0- 0	0- 0	0- 0				
9- 7	0- 0	0- 1	CONFERENCE	0- 0	1- 0	8- 6				
5- 3	0- 0	0- 0	HOME	0- 0	1- 0	4- 3				
4- 4	0- 0	0- 1	AWAY	0- 0	0- 0	4- 3				
0- 0	0- 0	0- 0	NEUTRAL	0- 0	0- 0	0- 0				

RPI 1-25				RPI 26-50				RPI 51-100				RPI 101+ Team's RPI: 180			
RPI	S	Opponent	Score	RPI	S	Opponent	Score	RPI	S	Opponent	Score	RPI	S	Opponent	Score
8	A	Maryland	46 84	44	A	Marist	62 70	67	H	Howard	62 56	109	H	Fairfield	55 48
								74	A	Towson	54 56	123	A	American	48 63
												153	H	UMBC	56 60
												179	A	Pittsburgh	59 65
												189	A	Manhattan	59 45
												189	H	Manhattan	46 61
												192	A	Lehigh	60 70
												203	H	Navy	42 38
												206	A	Canisius	55 65
												206	H	Canisius	70 62
												213	A	Mt. St. Mary's	54 59
												223	A	George Washington	70 62
												235	A	Iona	65 72
												235	H	Iona	66 60
												237	A	Niagara	68 48
												237	H	Niagara	54 57
												264	H	Army	68 64
												267	A	Rider	61 67
												267	H	Rider	71 57
												269	A	Siena	67 54
												269	H	Siena	55 45
												322	A	Saint Peter's	61 54
												322	H	Saint Peter's	51 68
LAST 12 Division I GAMES:															
235	A	Iona	65 72	237	A	Niagara	68 48								
322	A	Saint Peter's	61 54	206	A	Canisius	55 65								
109	H	Fairfield	55 48	189	A	Manhattan	59 45								
235	H	Iona	66 60	44	A	Marist	62 70								
267	H	Rider	71 57	269	H	Siena	55 45								
206	H	Canisius	70 62	322	H	Saint Peter's	51 68								

Non-Div I Games:

Loyola Maryland

■ Loss,
 ■ Non-Conf, S Site,
 ■ Home
 ■ Away
 N Neutral

Average RPI Win:	223	WON-LOST	WINNING	LAST 12	STRENGTH OF	OPP. STRENGTH	TEAM	ADJ.	CONF.	ADJ CONF.
Average RPI Loss:	125	RECORD	PCT. RANK	GAMES	SCHEDULE	OF SCHEDULE	RPI	RPI	RPI	RPI
DIV. I ONLY	7- 20	287	3- 9	109	116	255	255	8	8	
DIV. I NON-CONF.	4- 8	240	0- 0	205	283	277	277	8	8	
TOTALS	RPI 1-25	RPI 26-50	W-L RECORDS	RPI 51-100	RPI 101-150	RPI 150+				
7- 20	0- 0	0- 5	OVERALL	0- 5	0- 2	7- 8				
4- 12	0- 0	0- 3	HOME	0- 3	0- 1	4- 5				
3- 8	0- 0	0- 2	AWAY	0- 2	0- 1	3- 3				
0- 0	0- 0	0- 0	NEUTRAL	0- 0	0- 0	0- 0				
4- 8	0- 0	0- 1	NON-CONFERENCE	0- 1	0- 1	4- 5				
3- 5	0- 0	0- 1	HOME	0- 1	0- 0	3- 3				
1- 3	0- 0	0- 0	AWAY	0- 0	0- 1	1- 2				
0- 0	0- 0	0- 0	NEUTRAL	0- 0	0- 0	0- 0				
3- 12	0- 0	0- 4	CONFERENCE	0- 4	0- 1	3- 3				
1- 7	0- 0	0- 2	HOME	0- 2	0- 1	1- 2				
2- 5	0- 0	0- 2	AWAY	0- 2	0- 0	2- 1				
0- 0	0- 0	0- 0	NEUTRAL	0- 0	0- 0	0- 0				

RPI S	Opponent	Score	RPI S	Opponent	Score	RPI S	Opponent	Score	RPI S	Opponent	Score	Team's RPI: 255
29	A Gonzaga	61 79	29	H Gonzaga	54 80	56	H UTEP	48 68	127	H Pepperdine	59 68	
45	A BYU	47 80	45	H BYU	48 72	57	A St. Mary's (CA)	56 61	128	A Denver	55 71	
48	H UCLA	43 84	48	H UCLA	43 84	57	H St. Mary's (CA)	72 82	156	H Cal St. Northridge	62 79	
						83	A San Diego	58 80	160	H Cal Poly	73 72	
						83	H San Diego	54 78	173	A Santa Clara	57 61	
									173	H Santa Clara	64 54	
									175	A Portland	68 60	
									175	H Portland	63 80	
									197	H Portland St.	55 70	
									225	A UC Santa Barbara	49 66	
									232	H Wyoming	57 54	
									244	H Youngstown St.	50 64	
									259	A San Francisco	62 49	
									259	H San Francisco	59 61	
									270	H Sacramento St.	86 73	
									280	A Cal St. Fullerton	52 79	
									293	A New Mexico	57 54	
LAST 12 Division I GAMES:												
57	A St. Mary's (CA)	56 61	175	A Portland	68 60							
83	H San Diego	54 78	29	A Gonzaga	61 79							
175	H Portland	63 80	173	H Santa Clara	64 54							
173	A Santa Clara	57 61	45	H BYU	48 72							
127	H Pepperdine	59 68	83	A San Diego	58 80							
259	A San Francisco	62 49	29	H Gonzaga	54 80							

Non-Div I Games:

Loyola Marymount

 Loss,
 Non-Conf,
 S Site,
H Home
A Away
N Neutral

Maine

Average RPI Win: **294**
 Average RPI Loss: **160**

WON-LOST
 RECORD

WINNING
 PCT. RANK

LAST 12
 GAMES

Through Games Of Sunday, February 19, 2012

STRENGTH OF
 SCHEDULE

OPP. STRENGTH
 OF SCHEDULE

TEAM
 RPI

ADJ.
 RPI

CONF.
 RPI

ADJ CONF.
 RPI

DIV. I ONLY	5- 21	308	3- 9	215	254	317	317	15	15
DIV. I NON-CONF.	2- 10	305	0- 0	291	299	325	325	14	14
TOTALS	RPI 1-25	RPI 26-50	W-L RECORDS	RPI 51-100	RPI 101-150	RPI 150+			
5- 21	0- 0	0- 1	OVERALL	0- 7	0- 0	5- 13			
3- 9	0- 0	0- 1	HOME	0- 3	0- 0	3- 5			
2- 9	0- 0	0- 0	AWAY	0- 3	0- 0	2- 6			
0- 3	0- 0	0- 0	NEUTRAL	0- 1	0- 0	0- 2			
2- 10	0- 0	0- 1	NON-CONFERENCE	0- 1	0- 0	2- 8			
1- 4	0- 0	0- 1	HOME	0- 0	0- 0	1- 3			
1- 3	0- 0	0- 0	AWAY	0- 0	0- 0	1- 3			
0- 3	0- 0	0- 0	NEUTRAL	0- 1	0- 0	0- 2			
3- 11	0- 0	0- 0	CONFERENCE	0- 6	0- 0	3- 5			
2- 5	0- 0	0- 0	HOME	0- 3	0- 0	2- 2			
1- 6	0- 0	0- 0	AWAY	0- 3	0- 0	1- 3			
0- 0	0- 0	0- 0	NEUTRAL	0- 0	0- 0	0- 0			

RPI S	Opponent	Score	RPI S	Opponent	Score	RPI S	Opponent	Score	RPI S	Opponent	Score	Team's RPI: 317
			35 H	James Madison	47 64	71 N	Duquesne	38 76	153 A	UMBC	44 66	
						77 A	Boston U.	34 75	153 H	UMBC	55 75	
						77 H	Boston U.	50 73	187 H	New Hampshire	50 66	
						81 A	Hartford	52 64	201 H	Brown	59 61	
						81 H	Hartford	40 59	203 A	Navy	56 73	
						87 A	Albany (NY)	55 68	205 A	Central Conn. St.	48 53	
						87 H	Albany (NY)	48 60	211 N	Charleston So.	63 78	
									222 H	Bryant	53 65	
									223 N	George Washington	46 54	
									229 A	Binghamton	54 72	
									229 H	Binghamton	48 47	
									238 A	Massachusetts	54 63	
									269 H	Siena	51 78	
									271 A	Vermont	54 71	
									271 H	Vermont	70 60	
									315 A	Stony Brook	57 44	
									316 A	Rhode Island	62 58	
									338 H	Troy	66 53	
LAST 12 Division I GAMES:												
271 A	Vermont	54 71	187 H	New Hampshire	50 66							
81 H	Hartford	40 59	315 A	Stony Brook	57 44							
87 A	Albany (NY)	55 68	81 A	Hartford	52 64							
77 H	Boston U.	50 73	271 H	Vermont	70 60							
153 A	UMBC	44 66	87 H	Albany (NY)	48 60							
229 H	Binghamton	48 47	77 A	Boston U.	34 75							

Non-Div I Games: Maine Maritime 73 37

Maine

Loss, Non-Conf, S Site, H Home A Away N Neutral

Average RPI Win:	236	WON-LOST	WINNING	LAST 12	STRENGTH OF	OPP. STRENGTH	TEAM	ADJ.	CONF.	ADJ CONF.
Average RPI Loss:	180	RECORD	PCT. RANK	GAMES	SCHEDULE	OF SCHEDULE	RPI	RPI	RPI	RPI
DIV. I ONLY	15- 13	153	7- 5	236	299	189	189	22	22	
DIV. I NON-CONF.	6- 6	161	0- 0	238	334	197	197	21	21	
TOTALS	RPI 1-25	RPI 26-50	W-L RECORDS	RPI 51-100	RPI 101-150	RPI 150+				
15- 13	0- 0	1- 1	OVERALL	1- 1	0- 3	13- 8				
10- 4	0- 0	1- 0	HOME	1- 0	0- 1	8- 3				
4- 9	0- 0	0- 1	AWAY	0- 1	0- 2	4- 5				
1- 0	0- 0	0- 0	NEUTRAL	0- 0	0- 0	1- 0				
6- 6	0- 0	0- 0	NON-CONFERENCE	1- 1	0- 1	5- 4				
4- 1	0- 0	0- 0	HOME	1- 0	0- 0	3- 1				
1- 5	0- 0	0- 0	AWAY	0- 1	0- 1	1- 3				
1- 0	0- 0	0- 0	NEUTRAL	0- 0	0- 0	1- 0				
9- 7	0- 0	1- 1	CONFERENCE	0- 0	0- 2	8- 4				
6- 3	0- 0	1- 0	HOME	0- 0	0- 1	5- 2				
3- 4	0- 0	0- 1	AWAY	0- 0	0- 1	3- 2				
0- 0	0- 0	0- 0	NEUTRAL	0- 0	0- 0	0- 0				

RPI 1-25				RPI 26-50				RPI 51-100				RPI 101+ Team's RPI: 189			
RPI	S	Opponent	Score	RPI	S	Opponent	Score	RPI	S	Opponent	Score	RPI	S	Opponent	Score
				44	A	Marist	41 61	76	H	Sacred Heart	62 50	107	A	McNeese St.	52 69
				44	H	Marist	48 44	81	A	Hartford	45 64	109	A	Fairfield	49 58
												109	H	Fairfield	59 63
												165	H	Monmouth	71 59
												180	A	Loyola Maryland	61 46
												180	H	Loyola Maryland	45 59
												187	A	New Hampshire	42 57
												206	H	Canisius	73 51
												216	H	Fordham	49 59
												235	A	Iona	60 65
												235	H	Iona	59 54
												237	H	Niagara	55 61
												249	H	Cornell	73 49
												264	A	Army	43 58
												267	A	Rider	57 36
												267	H	Rider	59 45
												269	A	Siena	56 61
												269	H	Siena	56 53
												289	N	East Tenn. St.	86 53
												306	A	Lafayette	43 48
												320	A	NJIT	75 66
												322	A	Saint Peter's	62 36
												322	H	Saint Peter's	72 59
												330	H	St. Francis (NY)	50 37
LAST 12 Division I GAMES:															
				322	H	Saint Peter's	72 59	269	H	Siena	56 53				
				269	A	Siena	56 61	322	A	Saint Peter's	62 36				
				235	H	Iona	59 54	109	A	Fairfield	49 58				
				267	A	Rider	57 36	180	H	Loyola Maryland	45 59				
				237	H	Niagara	55 61	235	A	Iona	60 65				
				44	H	Marist	48 44	206	H	Canisius	73 51				

Non-Div I Games:

Manhattan

■ Loss,
 ■ Non-Conf,
 S Site,
 ■ Home
 ■ Away
 N Neutral

Average RPI Win:	198	WON-LOST	WINNING	LAST 12	STRENGTH OF	OPP. STRENGTH	TEAM	ADJ.	CONF.	ADJ CONF.
Average RPI Loss:	58	RECORD	PCT. RANK	GAMES	SCHEDULE	OF SCHEDULE	RPI	RPI	RPI	RPI
DIV. I ONLY	20- 7	42	11- 1	83	138	44	44	22	22	
DIV. I NON-CONF.	5- 6	191	0- 0	6	12	61	61	21	21	
TOTALS	RPI 1-25	RPI 26-50	W-L RECORDS	RPI 51-100	RPI 101-150	RPI 150+				
20- 7	0- 2	0- 2	OVERALL	2- 2	4- 0	14- 1				
10- 2	0- 1	0- 1	HOME	1- 0	2- 0	7- 0				
7- 5	0- 1	0- 1	AWAY	0- 2	1- 0	6- 1				
3- 0	0- 0	0- 0	NEUTRAL	1- 0	1- 0	1- 0				
5- 6	0- 2	0- 2	NON-CONFERENCE	2- 2	2- 0	1- 0				
2- 2	0- 1	0- 1	HOME	1- 0	1- 0	0- 0				
0- 4	0- 1	0- 1	AWAY	0- 2	0- 0	0- 0				
3- 0	0- 0	0- 0	NEUTRAL	1- 0	1- 0	1- 0				
15- 1	0- 0	0- 0	CONFERENCE	0- 0	2- 0	13- 1				
8- 0	0- 0	0- 0	HOME	0- 0	1- 0	7- 0				
7- 1	0- 0	0- 0	AWAY	0- 0	1- 0	6- 1				
0- 0	0- 0	0- 0	NEUTRAL	0- 0	0- 0	0- 0				

RPI 1-25				RPI 26-50				Team's RPI: 44		RPI 51-100				RPI 101+			
RPI	S	Opponent	Score	RPI	S	Opponent	Score		RPI	S	Opponent	Score	RPI	S	Opponent	Score	
11	H	Kansas St.	56 57	28	A	Princeton	51 68		53	A	Hofstra	69 71	109	A	Fairfield	59 47	
16	A	St. Bonaventure	56 67	32	H	Villanova	53 60		65	N	South Dakota St.	57 49	109	H	Fairfield	60 54	
									77	A	Boston U.	36 49	114	H	Yale	78 64	
									81	H	Hartford	57 51	115	N	Auburn	69 61	
													163	N	Drake	50 47	
													180	H	Loyola Maryland	70 62	
													189	A	Manhattan	44 48	
													189	H	Manhattan	61 41	
													206	A	Canisius	81 52	
													206	H	Canisius	69 57	
													235	A	Iona	73 61	
													237	A	Niagara	79 77	
													237	H	Niagara	63 44	
													267	A	Rider	82 56	
													267	H	Rider	76 54	
													269	A	Siena	56 45	
													269	H	Siena	75 51	
													322	A	Saint Peter's	56 54	
													322	H	Saint Peter's	87 49	
LAST 12 Division I GAMES:																	
237	A	Niagara	79 77	269	A	Siena	56 45										
206	A	Canisius	81 52	235	A	Iona	73 61										
269	H	Siena	75 51	180	H	Loyola Maryland	70 62										
109	H	Fairfield	60 54	267	H	Rider	76 54										
322	H	Saint Peter's	87 49	237	H	Niagara	63 44										
189	A	Manhattan	44 48	109	A	Fairfield	59 47										

Non-Div I Games:

Marist

Average RPI Win:	164	WON-LOST	WINNING	LAST 12	STRENGTH OF	OPP. STRENGTH	TEAM	ADJ.	CONF.	ADJ CONF.
Average RPI Loss:	52	RECORD	PCT. RANK	GAMES	SCHEDULE	OF SCHEDULE	RPI	RPI	RPI	RPI
DIV. I ONLY	12- 13	178	4- 8	51	25	126	126	2	2	
DIV. I NON-CONF.	8- 4	88	0- 0	115	59	99	99	2	2	
TOTALS	RPI 1-25	RPI 26-50	W-L RECORDS	RPI 51-100	RPI 101-150	RPI 150+				
12- 13	1- 6	1- 2	OVERALL	2- 2	1- 3	7- 0				
9- 5	0- 2	1- 0	HOME	1- 2	1- 1	6- 0				
2- 6	1- 4	0- 1	AWAY	1- 0	0- 1	0- 0				
1- 2	0- 0	0- 1	NEUTRAL	0- 0	0- 1	1- 0				
8- 4	0- 2	0- 1	NON-CONFERENCE	2- 0	1- 1	5- 0				
6- 1	0- 1	0- 0	HOME	1- 0	1- 0	4- 0				
1- 1	0- 1	0- 0	AWAY	1- 0	0- 0	0- 0				
1- 2	0- 0	0- 1	NEUTRAL	0- 0	0- 1	1- 0				
4- 9	1- 4	1- 1	CONFERENCE	0- 2	0- 2	2- 0				
3- 4	0- 1	1- 0	HOME	0- 2	0- 1	2- 0				
1- 5	1- 3	0- 1	AWAY	0- 0	0- 1	0- 0				
0- 0	0- 0	0- 0	NEUTRAL	0- 0	0- 0	0- 0				

RPI 1-25				RPI 26-50				RPI 51-100				RPI 101+ Team's RPI: 126			
RPI	S	Opponent	Score	RPI	S	Opponent	Score	RPI	S	Opponent	Score	RPI	S	Opponent	Score
5	A	Notre Dame	42 95	32	H	Villanova	51 50	65	H	South Dakota St.	59 51	102	H	Providence	50 52
14	A	DePaul	59 71	37	N	Michigan	51 71	82	A	Toledo	69 60	105	A	Syracuse	63 79
15	H	Georgia Tech	63 74	40	A	West Virginia	32 53	88	H	Cincinnati	52 64	110	N	Washington St.	52 65
17	A	St. John's (NY)	63 55					91	H	South Fla.	48 61	141	H	Wisconsin	54 52
20	A	Louisville	53 70									157	H	Mississippi Val.	69 61
21	H	Georgetown	39 67									170	H	Seton Hall	69 60
25	A	Green Bay	50 66									179	H	Pittsburgh	72 48
												235	H	Iona	93 44
												271	H	Vermont	71 60
												282	N	Prairie View	71 51
												331	H	Ark.-Pine Bluff	84 36
LAST 12 Division I GAMES:															
105	A	Syracuse	63 79	102	H	Providence	50 52								
91	H	South Fla.	48 61	21	H	Georgetown	39 67								
14	A	DePaul	59 71	17	A	St. John's (NY)	63 55								
179	H	Pittsburgh	72 48	32	H	Villanova	51 50								
88	H	Cincinnati	52 64	170	H	Seton Hall	69 60								
40	A	West Virginia	32 53	20	A	Louisville	53 70								

Non-Div I Games: New Orleans 96 35

Marquette

■ Loss,
 ■ Non-Conf, S Site,
 ■ Home
 ■ Away
 N Neutral

Average RPI Win: 228	WON-LOST	WINNING	LAST 12	STRENGTH OF	OPP. STRENGTH	TEAM	ADJ.	CONF.	ADJ CONF.
Average RPI Loss: 138	RECORD	PCT. RANK	GAMES	SCHEDULE	OF SCHEDULE	RPI	RPI	RPI	RPI
DIV. I ONLY	14- 11	132	4- 8	178	180	154	154	11	11
DIV. I NON-CONF.	8- 4	88	0- 1	305	252	162	162	12	12
TOTALS	RPI 1-25	RPI 26-50	W-L RECORDS	RPI 51-100	RPI 101-150	RPI 150+			
14- 11	0- 0	0- 1	OVERALL	2- 4	1- 1	11- 5			
7- 4	0- 0	0- 0	HOME	2- 1	0- 1	5- 2			
6- 6	0- 0	0- 0	AWAY	0- 3	1- 0	5- 3			
1- 1	0- 0	0- 1	NEUTRAL	0- 0	0- 0	1- 0			
8- 4	0- 0	0- 1	NON-CONFERENCE	1- 1	0- 0	7- 2			
3- 1	0- 0	0- 0	HOME	1- 1	0- 0	2- 0			
4- 2	0- 0	0- 0	AWAY	0- 0	0- 0	4- 2			
1- 1	0- 0	0- 1	NEUTRAL	0- 0	0- 0	1- 0			
6- 7	0- 0	0- 0	CONFERENCE	1- 3	1- 1	4- 3			
4- 3	0- 0	0- 0	HOME	1- 0	0- 1	3- 2			
2- 4	0- 0	0- 0	AWAY	0- 3	1- 0	1- 1			
0- 0	0- 0	0- 0	NEUTRAL	0- 0	0- 0	0- 0			

RPI 1-25				RPI 26-50				RPI 51-100				RPI 101+				Team's RPI: 154	
RPI	S	Opponent	Score	RPI	S	Opponent	Score	RPI	S	Opponent	Score	RPI	S	Opponent	Score		
				40	N	West Virginia	57 69	52	A	Tulane	52 68	104	A	UAB	40 37		
								56	A	UTEP	56 64	104	H	UAB	45 50		
								85	A	Memphis	58 71	162	H	UCF	44 55		
								85	H	Memphis	65 54	184	H	Tulsa	63 45		
								88	H	Cincinnati	55 47	186	A	Furman	54 62		
								98	H	Miami (OH)	49 56	193	H	Rice	65 57		
												212	H	SMU	53 55		
												217	H	Southern Miss.	55 44		
												243	A	Tennessee Tech	73 68		
												258	A	Ball St.	60 58		
												260	A	Ohio	56 68		
												261	A	East Carolina	57 61		
												285	A	Evansville	60 48		
												287	H	Longwood	62 48		
												296	H	Kent St.	93 55		
												302	A	Morehead St.	83 66		
												319	A	Houston	65 41		
												332	N	Chicago St.	72 48		
LAST 12 Division I GAMES:																	
				104	A	UAB	40 37					52	A	Tulane	52 68		
				85	H	Memphis	65 54					85	A	Memphis	58 71		
				261	A	East Carolina	57 61					162	H	UCF	44 55		
				56	A	UTEP	56 64					40	N	West Virginia	57 69		
				104	H	UAB	45 50					212	H	SMU	53 55		
				193	H	Rice	65 57					217	H	Southern Miss.	55 44		

Non-Div I Games: Neb. Omaha 54 48

Marshall

■ Loss,
 ■ Non-Conf,
 ■ S Site,
 ■ H Home
 ■ A Away
 N Neutral

Maryland

Through Games Of Sunday, February 19, 2012				STRENGTH OF		OPP. STRENGTH	TEAM	ADJ.	CONF.	ADJ CONF.
Average RPI Win:	119	WON-LOST	WINNING	LAST 12	SCHEDULE	OF SCHEDULE	RPI	RPI	RPI	RPI
Average RPI Loss:	57	RECORD	PCT. RANK	GAMES						
DIV. I ONLY	23- 4	13	8- 4	14	68	8	8	6	6	
DIV. I NON-CONF.	13- 0	1	0- 0	39	162	8	8	6	6	
TOTALS	RPI 1-25	RPI 26-50	W-L RECORDS	RPI 51-100	RPI 101-150	RPI 150+				
23- 4	5- 3	1- 0	OVERALL	7- 0	2- 0	8- 1				
13- 2	4- 1	1- 0	HOME	4- 0	0- 0	4- 1				
9- 2	1- 2	0- 0	AWAY	3- 0	2- 0	3- 0				
1- 0	0- 0	0- 0	NEUTRAL	0- 0	0- 0	1- 0				
13- 0	2- 0	1- 0	NON-CONFERENCE	2- 0	2- 0	6- 0				
8- 0	2- 0	1- 0	HOME	2- 0	0- 0	3- 0				
4- 0	0- 0	0- 0	AWAY	0- 0	2- 0	2- 0				
1- 0	0- 0	0- 0	NEUTRAL	0- 0	0- 0	1- 0				
10- 4	3- 3	0- 0	CONFERENCE	5- 0	0- 0	2- 1				
5- 2	2- 1	0- 0	HOME	2- 0	0- 0	1- 1				
5- 2	1- 2	0- 0	AWAY	3- 0	0- 0	1- 0				
0- 0	0- 0	0- 0	NEUTRAL	0- 0	0- 0	0- 0				

RPI 1-25				Team's RPI: 8		RPI 26-50				RPI 51-100				RPI 101+					
RPI	S	Opponent	Score		RPI	S	Opponent	Score		RPI	S	Opponent	Score		RPI	S	Opponent	Score	
7	H	Delaware	85	76	37	H	Michigan	74	65	51	A	Virginia	73	56	123	A	American	76	42
9	A	Miami (FL)	63	75						51	H	Virginia	68	61	147	A	FIU	84	52
9	H	Miami (FL)	74	76						62	H	Saint Joseph's	94	71	153	A	UMBC	70	59
10	A	Duke	72	80						74	H	Towson	82	46	180	H	Loyola Maryland	84	46
10	H	Duke	63	61						75	A	Florida St.	91	70	191	A	George Mason	78	50
15	A	Georgia Tech	64	56						79	A	North Carolina	78	72	194	H	Boston College	86	44
15	H	Georgia Tech	77	74						89	H	Wake Forest	86	58	200	H	Virginia Tech	69	75
21	H	Georgetown	72	53											228	A	Clemson	91	61
LAST 12 Division I GAMES:																			
10	H	Duke	63	61	200	H	Virginia Tech	69	75										
51	A	Virginia	73	56	10	A	Duke	72	80										
9	H	Miami (FL)	74	76	89	H	Wake Forest	86	58										
228	A	Clemson	91	61	51	H	Virginia	68	61										
15	A	Georgia Tech	64	56	9	A	Miami (FL)	63	75										
194	H	Boston College	86	44	79	A	North Carolina	78	72										

M
a
r
y
l
a
n
d

M
a
r
y
l
a
n
d

Non-Div I Games:

Maryland

Loss, Non-Conf, S Site, H Home A Away N Neutral

Massachusetts

Through Games Of Sunday, February 19, 2012

Average RPI Win:	231	WON-LOST	WINNING	LAST 12	STRENGTH OF	OPP. STRENGTH	TEAM	ADJ.	CONF.	ADJ CONF.
Average RPI Loss:	120	RECORD	PCT. RANK	GAMES	SCHEDULE	OF SCHEDULE	RPI	RPI	RPI	RPI
DIV. I ONLY	7- 20	287	2- 10	108	114	238	238	9	9	
DIV. I NON-CONF.	5- 10	240	0- 0	152	177	218	218	9	9	
TOTALS	RPI 1-25	RPI 26-50	W-L RECORDS	RPI 51-100	RPI 101-150	RPI 150+				
7- 20	0- 1	0- 3	OVERALL	1- 5	0- 3	6- 8				
3- 9	0- 1	0- 2	HOME	1- 1	0- 2	2- 3				
3- 11	0- 0	0- 1	AWAY	0- 4	0- 1	3- 5				
1- 0	0- 0	0- 0	NEUTRAL	0- 0	0- 0	1- 0				
5- 10	0- 0	0- 1	NON-CONFERENCE	1- 2	0- 2	4- 5				
2- 4	0- 0	0- 0	HOME	1- 0	0- 2	1- 2				
2- 6	0- 0	0- 1	AWAY	0- 2	0- 0	2- 3				
1- 0	0- 0	0- 0	NEUTRAL	0- 0	0- 0	1- 0				
2- 10	0- 1	0- 2	CONFERENCE	0- 3	0- 1	2- 3				
1- 5	0- 1	0- 2	HOME	0- 1	0- 0	1- 1				
1- 5	0- 0	0- 0	AWAY	0- 2	0- 1	1- 2				
0- 0	0- 0	0- 0	NEUTRAL	0- 0	0- 0	0- 0				

RPI S	Opponent	Score	RPI S	Opponent	Score	RPI S	Opponent	Score	RPI S	Opponent	Score	Team's RPI: 238
16	H St. Bonaventure	54 69	43	H Dayton	55 80	51	A Virginia	38 53	102	H Providence	45 66	
			47	H Richmond	54 73	59	A Temple	50 77	119	A Charlotte	58 80	
			49	A Quinnipiac	63 66	62	H Saint Joseph's	58 86	140	H Harvard	47 68	
						71	A Duquesne	62 76	151	A La Salle	67 81	
						77	H Boston U.	55 49	161	A Holy Cross	64 76	
						98	A Miami (OH)	56 81	177	H Ole Miss	67 72	
									183	N Elon	76 56	
									191	A George Mason	52 55	
									194	A Boston College	64 80	
									205	H Central Conn. St.	55 58	
									216	H Fordham	54 56	
									223	H George Washington	56 53	
									229	A Binghamton	64 55	
									256	A Saint Louis	59 63	
									269	A Siena	58 53	
									316	A Rhode Island	46 39	
									317	H Maine	63 54	
LAST 12 Division I GAMES:												
223	H George Washington	56 53	216	H Fordham	54 56							
256	A Saint Louis	59 63	71	A Duquesne	62 76							
59	A Temple	50 77	43	H Dayton	55 80							
16	H St. Bonaventure	54 69	47	H Richmond	54 73							
151	A La Salle	67 81	316	A Rhode Island	46 39							
119	A Charlotte	58 80	62	H Saint Joseph's	58 86							

Non-Div I Games:

Massachusetts

Loss, Non-Conf, S Site, H Home A Away N Neutral

Average RPI Win:	257	WON-LOST	WINNING	LAST 12	STRENGTH OF	OPP. STRENGTH	TEAM	ADJ.	CONF.	ADJ CONF.
Average RPI Loss:	54	RECORD	PCT. RANK	GAMES	SCHEDULE	OF SCHEDULE	RPI	RPI	RPI	RPI
DIV. I ONLY	16- 7	71	9- 3	209	178	107	107	24	24	
DIV. I NON-CONF.	7- 4	98	0- 0	195	38	94	94	26	26	
TOTALS	RPI 1-25	RPI 26-50	W-L RECORDS	RPI 51-100	RPI 101-150	RPI 150+				
16- 7	0- 2	0- 2	OVERALL	0- 2	1- 0	15- 1				
9- 2	0- 0	0- 1	HOME	0- 1	1- 0	8- 0				
6- 5	0- 2	0- 1	AWAY	0- 1	0- 0	6- 1				
1- 0	0- 0	0- 0	NEUTRAL	0- 0	0- 0	1- 0				
7- 4	0- 2	0- 2	NON-CONFERENCE	0- 0	1- 0	6- 0				
3- 1	0- 0	0- 1	HOME	0- 0	1- 0	2- 0				
3- 3	0- 2	0- 1	AWAY	0- 0	0- 0	3- 0				
1- 0	0- 0	0- 0	NEUTRAL	0- 0	0- 0	1- 0				
9- 3	0- 0	0- 0	CONFERENCE	0- 2	0- 0	9- 1				
6- 1	0- 0	0- 0	HOME	0- 1	0- 0	6- 0				
3- 2	0- 0	0- 0	AWAY	0- 1	0- 0	3- 1				
0- 0	0- 0	0- 0	NEUTRAL	0- 0	0- 0	0- 0				

RPI 1-25				RPI 26-50				RPI 51-100				RPI 101+ Team's RPI: 107			
RPI	S	Opponent	Score	RPI	S	Opponent	Score	RPI	S	Opponent	Score	RPI	S	Opponent	Score
1	A	Baylor	50 90	26	H	LSU	43 64	70	A	Central Ark.	70 71	104	H	UAB	61 56
6	A	Texas A&M	62 72	48	A	UCLA	59 67	70	H	Central Ark.	53 64	155	A	Stephen F. Austin	58 66
												159	H	Lamar	58 45
												168	H	Sam Houston St.	57 48
												189	H	Manhattan	69 52
												214	H	Nicholls St.	68 53
												224	A	La.-Monroe	68 60
												226	H	Texas St.	72 41
												262	N	Tex.-Pan American	67 46
												300	A	UTSA	65 54
												310	H	La.-Lafayette	80 59
												313	A	Southeastern La.	60 36
												319	A	Houston	72 59
												323	H	A&M-Corpus Christi	66 51
												327	A	Northwestern St.	80 62
												327	H	Northwestern St.	64 54
												339	A	Texas Southern	70 37
LAST 12 Division I GAMES:															
327	A	Northwestern St.	80 62	214	H	Nicholls St.	68 53								
300	A	UTSA	65 54	327	H	Northwestern St.	64 54								
70	H	Central Ark.	53 64	313	A	Southeastern La.	60 36								
155	A	Stephen F. Austin	58 66	226	H	Texas St.	72 41								
168	H	Sam Houston St.	57 48	159	H	Lamar	58 45								
70	A	Central Ark.	70 71	323	H	A&M-Corpus Christi	66 51								

Non-Div I Games: Centenary (LA) 89 32 Southern-N.O. 78 23 Wiley 82 54

McNeese St.

Loss, Non-Conf, S Site, H Home A Away N Neutral

Average RPI Win:	273	WON-LOST	WINNING	LAST 12	STRENGTH OF	OPP. STRENGTH	TEAM	ADJ.	CONF.	ADJ CONF.
Average RPI Loss:	133	RECORD	PCT. RANK	GAMES	SCHEDULE	OF SCHEDULE	RPI	RPI	RPI	RPI
DIV. I ONLY	8- 14	248	5- 6	185	244	215	215	28	28	
DIV. I NON-CONF.	2- 8	292	0- 0	51	68	174	174	25	25	
TOTALS	RPI 1-25	RPI 26-50	W-L RECORDS	RPI 51-100	RPI 101-150	RPI 150+				
8- 14	0- 1	0- 1	OVERALL	0- 5	1- 2	7- 5				
3- 4	0- 0	0- 0	HOME	0- 1	0- 1	3- 2				
5- 10	0- 1	0- 1	AWAY	0- 4	1- 1	4- 3				
0- 0	0- 0	0- 0	NEUTRAL	0- 0	0- 0	0- 0				
2- 8	0- 1	0- 1	NON-CONFERENCE	0- 3	1- 0	1- 3				
0- 2	0- 0	0- 0	HOME	0- 0	0- 0	0- 2				
2- 6	0- 1	0- 1	AWAY	0- 3	1- 0	1- 1				
0- 0	0- 0	0- 0	NEUTRAL	0- 0	0- 0	0- 0				
6- 6	0- 0	0- 0	CONFERENCE	0- 2	0- 2	6- 2				
3- 2	0- 0	0- 0	HOME	0- 1	0- 1	3- 0				
3- 4	0- 0	0- 0	AWAY	0- 1	0- 1	3- 2				
0- 0	0- 0	0- 0	NEUTRAL	0- 0	0- 0	0- 0				

RPI 1-25				RPI 26-50				RPI 51-100				RPI 101+ Team's RPI: 215			
RPI	S	Opponent	Score	RPI	S	Opponent	Score	RPI	S	Opponent	Score	RPI	S	Opponent	Score
24	A	Penn St.	51 76	35	A	James Madison	53 61	67	H	Howard	36 49	123	A	American	39 37
								74	A	Towson	45 58	143	A	Coppin St.	47 54
								78	A	Hampton	29 47	146	H	Florida A&M	49 54
								89	A	Wake Forest	45 77	153	A	UMBC	60 65
								91	A	South Fla.	50 71	188	A	Old Dominion	63 59
												206	H	Canisius	43 45
												213	H	Mt. St. Mary's	44 63
												272	A	N.C. A&T	50 53
												276	A	Norfolk St.	58 61
												276	H	Norfolk St.	62 58
												279	A	Morgan St.	75 57
												318	H	Bethune-Cookman	47 43
												328	A	Delaware St.	69 56
												328	H	Delaware St.	60 32
												341	A	N.C. Central	54 46
LAST 12 Division I GAMES:															
78	A	Hampton	29 47	272	A	N.C. A&T	50 53								
143	A	Coppin St.	47 54	318	H	Bethune-Cookman	47 43								
279	A	Morgan St.	75 57	146	H	Florida A&M	49 54								
276	H	Norfolk St.	62 58	328	A	Delaware St.	69 56								
67	H	Howard	36 49	276	A	Norfolk St.	58 61								
341	A	N.C. Central	54 46	89	A	Wake Forest	45 77								

Non-Div I Games: Lincoln (PA) 59 45 Elizabeth City St. 55 62

Md.-East. Shore

Loss, Non-Conf, S Site, H Home A Away N Neutral

Average RPI Win: 213		WON-LOST	WINNING	LAST 12	STRENGTH OF		OPP. STRENGTH	TEAM	ADJ.	CONF.	ADJ CONF.
Average RPI Loss: 108		RECORD	PCT. RANK	GAMES	SCHEDULE		OF SCHEDULE	RPI	RPI	RPI	RPI
DIV. I ONLY		20- 6	28	9- 3	281		96	85	85	11	11
DIV. I NON-CONF.		10- 3	49	0- 0	321		63	119	119	12	12
TOTALS		RPI 1-25	RPI 26-50		W-L RECORDS		RPI 51-100	RPI 101-150		RPI 150+	
20- 6	0- 1	0- 0		OVERALL		1- 2	3- 1		16- 2		
13- 1	0- 0	0- 0		HOME		1- 0	1- 0		11- 1		
6- 5	0- 1	0- 0		AWAY		0- 2	2- 1		4- 1		
1- 0	0- 0	0- 0		NEUTRAL		0- 0	0- 0		1- 0		
10- 3	0- 1	0- 0		NON-CONFERENCE		0- 1	2- 1		8- 0		
8- 0	0- 0	0- 0		HOME		0- 0	1- 0		7- 0		
1- 3	0- 1	0- 0		AWAY		0- 1	1- 1		0- 0		
1- 0	0- 0	0- 0		NEUTRAL		0- 0	0- 0		1- 0		
10- 3	0- 0	0- 0		CONFERENCE		1- 1	1- 0		8- 2		
5- 1	0- 0	0- 0		HOME		1- 0	0- 0		4- 1		
5- 2	0- 0	0- 0		AWAY		0- 1	1- 0		4- 1		
0- 0	0- 0	0- 0		NEUTRAL		0- 0	0- 0		0- 0		

RPI 1-25			
RPI	S	Opponent	Score
17	A	St. John's (NY)	60 64

RPI 26-50			
RPI	S	Opponent	Score

RPI 51-100				Team's RPI: 85	
RPI	S	Opponent	Score		
52	H	Tulane	61	59	
56	A	UTEP	60	66	
97	A	Illinois	54	62	

RPI 101+			
RPI	S	Opponent	Score
104	A	UAB	70 59
106	A	Missouri	48 58
112	H	UT Martin	90 69
135	A	UALR	81 66
154	A	Marshall	54 65
154	H	Marshall	71 58
162	A	UCF	61 54
162	H	UCF	65 57
170	H	Seton Hall	82 73
190	N	Louisiana Tech	86 67
212	A	SMU	60 55
217	A	Southern Miss.	85 44
217	H	Southern Miss.	54 62
253	H	Belmont	79 40
256	H	Saint Louis	63 60
261	A	East Carolina	69 56
261	H	East Carolina	62 59
287	H	Tennessee St.	88 64
304	H	Texas-Arlington	77 60
313	H	Southeastern La.	80 44
319	H	Houston	69 41
331	H	Ark.-Pine Bluff	89 60

LAST 12 Division I GAMES:					
162	A	UCF	61	54	
154	A	Marshall	54	65	
319	H	Houston	69	41	
212	A	SMU	60	55	
162	H	UCF	65	57	
217	H	Southern Miss.	54	62	
261	A	East Carolina	69	56	
154	H	Marshall	71	58	
104	A	UAB	70	59	
217	A	Southern Miss.	85	44	
261	H	East Carolina	62	59	
56	A	UTEP	60	66	

Non-Div I Games:

Memphis

■ Loss, ■ Non-Conf, S Site, H Home A Away N Neutral

Average RPI Win: 263	WON-LOST	WINNING	LAST 12	STRENGTH OF	OPP. STRENGTH	TEAM	ADJ.	CONF.	ADJ CONF.
Average RPI Loss: 195	RECORD	PCT. RANK	GAMES	SCHEDULE	OF SCHEDULE	RPI	RPI	RPI	RPI
DIV. I ONLY	4- 23	326	1- 11	243	278	324	324	30	30
DIV. I NON-CONF.	2- 9	299	0- 0	184	94	293	293	30	30
TOTALS	RPI 1-25	RPI 26-50	W-L RECORDS	RPI 51-100	RPI 101-150	RPI 150+			
4- 23	0- 2	0- 0	OVERALL	0- 4	1- 3	3- 14			
2- 11	0- 2	0- 0	HOME	0- 1	0- 2	2- 6			
2- 12	0- 0	0- 0	AWAY	0- 3	1- 1	1- 8			
0- 0	0- 0	0- 0	NEUTRAL	0- 0	0- 0	0- 0			
2- 9	0- 2	0- 0	NON-CONFERENCE	0- 2	1- 1	1- 4			
1- 5	0- 2	0- 0	HOME	0- 0	0- 1	1- 2			
1- 4	0- 0	0- 0	AWAY	0- 2	1- 0	0- 2			
0- 0	0- 0	0- 0	NEUTRAL	0- 0	0- 0	0- 0			
2- 14	0- 0	0- 0	CONFERENCE	0- 2	0- 2	2- 10			
1- 6	0- 0	0- 0	HOME	0- 1	0- 1	1- 4			
1- 8	0- 0	0- 0	AWAY	0- 1	0- 1	1- 6			
0- 0	0- 0	0- 0	NEUTRAL	0- 0	0- 0	0- 0			

RPI 1-25				RPI 26-50				RPI 51-100				RPI 101+ Team's RPI: 324			
RPI	S	Opponent	Score	RPI	S	Opponent	Score	RPI	S	Opponent	Score	RPI	S	Opponent	Score
5	H	Notre Dame	42 128					66	A	Fla. Gulf Coast	55 92	113	A	Stetson	46 68
22	H	Georgia	43 80					66	H	Fla. Gulf Coast	50 98	113	H	Stetson	84 89
								86	A	Davidson	60 75	115	H	Auburn	43 77
								89	A	Wake Forest	44 90	150	A	High Point	75 67
												162	A	UCF	43 72
												210	H	Winthrop	74 88
												251	A	Kennesaw St.	68 70
												251	H	Kennesaw St.	51 75
												253	A	Belmont	64 61
												274	A	North Florida	49 66
												274	H	North Florida	39 49
												277	A	Jacksonville	78 84
												277	H	Jacksonville	65 76
												286	H	Ga. Southern	55 57
												289	A	East Tenn. St.	46 72
												289	H	East Tenn. St.	59 75
												309	A	S.C. Upstate	56 77
												309	H	S.C. Upstate	87 71
												335	A	Lipscomb	70 80
												336	A	UNC Asheville	75 76
												338	H	Troy	69 59
LAST 12 Division I GAMES:															
277	A	Jacksonville	78 84	66	A	Fla. Gulf Coast	55 92								
274	A	North Florida	49 66	274	H	North Florida	39 49								
251	A	Kennesaw St.	68 70	277	H	Jacksonville	65 76								
309	H	S.C. Upstate	87 71	251	H	Kennesaw St.	51 75								
289	H	East Tenn. St.	59 75	309	A	S.C. Upstate	56 77								
113	A	Stetson	46 68	289	A	East Tenn. St.	46 72								

Non-Div I Games:

Mercer

■ Loss,
 ■ Non-Conf, S Site,
 ■ Home
 ■ Away
 N Neutral

Average RPI Win:	125	WON-LOST	WINNING	LAST 12	STRENGTH OF	OPP. STRENGTH	TEAM	ADJ.	CONF.	ADJ CONF.
Average RPI Loss:	35	RECORD	PCT. RANK	GAMES	SCHEDULE	OF SCHEDULE	RPI	RPI	RPI	RPI
DIV. I ONLY	23- 3	10	12- 0	49	19	9	9	6	6	
DIV. I NON-CONF.	10- 2	33	0- 0	96	20	26	26	6	6	
TOTALS	RPI 1-25	RPI 26-50	W-L RECORDS	RPI 51-100	RPI 101-150	RPI 150+				
23- 3	4- 2	0- 0	OVERALL	10- 1	0- 0	9- 0				
15- 0	2- 0	0- 0	HOME	5- 0	0- 0	8- 0				
7- 3	2- 2	0- 0	AWAY	4- 1	0- 0	1- 0				
1- 0	0- 0	0- 0	NEUTRAL	1- 0	0- 0	0- 0				
10- 2	1- 2	0- 0	NON-CONFERENCE	3- 0	0- 0	6- 0				
8- 0	1- 0	0- 0	HOME	1- 0	0- 0	6- 0				
1- 2	0- 2	0- 0	AWAY	1- 0	0- 0	0- 0				
1- 0	0- 0	0- 0	NEUTRAL	1- 0	0- 0	0- 0				
13- 1	3- 0	0- 0	CONFERENCE	7- 1	0- 0	3- 0				
7- 0	1- 0	0- 0	HOME	4- 0	0- 0	2- 0				
6- 1	2- 0	0- 0	AWAY	3- 1	0- 0	1- 0				
0- 0	0- 0	0- 0	NEUTRAL	0- 0	0- 0	0- 0				

RPI	S	Opponent	Score	RPI	S	Opponent	Score	RPI	S	Opponent	Score	RPI	S	Opponent	Score
4	A	Tennessee	76 92					51	A	Virginia	56 53	161	H	Holy Cross	89 49
8	A	Maryland	76 74					68	A	Michigan St.	76 60	177	H	Ole Miss	76 48
8	H	Maryland	75 63					75	A	Florida St.	60 57	194	A	Boston College	88 57
13	H	Rutgers	92 81					75	H	Florida St.	67 60	200	H	Virginia Tech	79 48
15	A	Georgia Tech	77 65					79	A	North Carolina	63 65	224	H	La.-Monroe	103 39
21	A	Georgetown	46 71					79	H	North Carolina	61 37	228	H	Clemson	68 47
								89	H	Wake Forest	64 39	262	H	Tex.-Pan American	83 37
								91	N	South Fla.	92 72	282	H	Prairie View	107 26
								95	A	North Carolina St.	73 61	287	H	Longwood	92 43
								95	H	North Carolina St.	78 68				
								99	H	VCU	91 61				
LAST 12 Division I GAMES:															
75	H	Florida St.	67 60	89	H	Wake Forest	64 39								
95	A	North Carolina St.	73 61	200	H	Virginia Tech	79 48								
8	A	Maryland	76 74	51	A	Virginia	56 53								
79	H	North Carolina	61 37	75	A	Florida St.	60 57								
228	H	Clemson	68 47	8	H	Maryland	75 63								
194	A	Boston College	88 57	15	A	Georgia Tech	77 65								

Non-Div I Games: Alas. Anchorage 72 55

Miami (FL)

■ Loss,
■ Non-Conf, S Site,
■ Home
■ Away
N Neutral

Average RPI Win:	224	WON-LOST	WINNING	LAST 12	STRENGTH OF	OPP. STRENGTH	TEAM	ADJ.	CONF.	ADJ CONF.
Average RPI Loss:	91	RECORD	PCT. RANK	GAMES	SCHEDULE	OF SCHEDULE	RPI	RPI	RPI	RPI
DIV. I ONLY	19- 7	53	8- 4	231	144	98	98	12	12	
DIV. I NON-CONF.	10- 3	49	0- 0	184	199	75	75	13	13	
TOTALS	RPI 1-25	RPI 26-50	W-L RECORDS	RPI 51-100	RPI 101-150	RPI 150+				
19- 7	0- 0	0- 0	OVERALL	1- 5	1- 1	17- 1				
12- 2	0- 0	0- 0	HOME	1- 1	1- 0	10- 1				
7- 5	0- 0	0- 0	AWAY	0- 4	0- 1	7- 0				
0- 0	0- 0	0- 0	NEUTRAL	0- 0	0- 0	0- 0				
10- 3	0- 0	0- 0	NON-CONFERENCE	1- 2	1- 1	8- 0				
8- 0	0- 0	0- 0	HOME	1- 0	1- 0	6- 0				
2- 3	0- 0	0- 0	AWAY	0- 2	0- 1	2- 0				
0- 0	0- 0	0- 0	NEUTRAL	0- 0	0- 0	0- 0				
9- 4	0- 0	0- 0	CONFERENCE	0- 3	0- 0	9- 1				
4- 2	0- 0	0- 0	HOME	0- 1	0- 0	4- 1				
5- 2	0- 0	0- 0	AWAY	0- 2	0- 0	5- 0				
0- 0	0- 0	0- 0	NEUTRAL	0- 0	0- 0	0- 0				

RPI 1-25				RPI 26-50				RPI 51-100				Team's RPI: 98		RPI 101+			
RPI	S	Opponent	Score	RPI	S	Opponent	Score	RPI	S	Opponent	Score		RPI	S	Opponent	Score	
								59	A	Temple	36	70	113	A	Stetson	62	71
								63	H	Bowling Green	58	61	144	H	Wright St.	70	63
								69	A	Eastern Mich.	66	77	154	A	Marshall	56	49
								71	A	Duquesne	63	64	169	A	Robert Morris	61	50
								82	A	Toledo	66	79	171	A	Central Mich.	79	57
								88	H	Cincinnati	74	69	181	H	Northern Ill.	58	70
													195	A	Akron	95	85
													199	H	Indiana	77	72
													209	A	Buffalo	66	50
													209	H	Buffalo	72	51
													231	H	Northeastern	75	55
													235	H	Iona	92	77
													238	H	Massachusetts	81	56
													258	H	Ball St.	72	61
													260	A	Ohio	67	47
													266	H	Eastern Ky.	60	55
													296	A	Kent St.	69	65
													296	H	Kent St.	73	55
													305	H	Western Mich.	82	67
													332	H	Chicago St.	74	60
LAST 12 Division I GAMES:																	
				209	A	Buffalo	66	50					82	A	Toledo	66	79
				296	A	Kent St.	69	65					305	H	Western Mich.	82	67
				181	H	Northern Ill.	58	70					63	H	Bowling Green	58	61
				69	A	Eastern Mich.	66	77					260	A	Ohio	67	47
				171	A	Central Mich.	79	57					296	H	Kent St.	73	55
				258	H	Ball St.	72	61					209	H	Buffalo	72	51

Non-Div I Games:

Miami (OH)

■ Loss,
 ■ Non-Conf,
 ■ S Site,
 ■ H Home
 ■ A Away
 N Neutral

Michigan

Average RPI Win: 118

Average RPI Loss: 55

WON-LOST

WINNING

LAST 12

Through Games Of Sunday, February 19, 2012

STRENGTH OF

OPP. STRENGTH

TEAM

ADJ.

CONF.

ADJ CONF.

RECORD

PCT. RANK

GAMES

SCHEDULE

OF SCHEDULE

RPI

RPI

RPI

RPI

DIV. I ONLY

19- 8

63

7- 5

63

17

37

37

5

5

DIV. I NON-CONF.

11- 2

24

0- 0

69

7

13

13

4

4

TOTALS

RPI 1-25

RPI 26-50

W-L RECORDS

RPI 51-100

RPI 101-150

RPI 150+

19- 8

1- 3

3- 1

OVERALL

4- 3

6- 1

5- 0

9- 3

1- 1

1- 1

HOME

2- 1

3- 0

2- 0

7- 5

0- 2

2- 0

AWAY

2- 2

1- 1

2- 0

3- 0

0- 0

0- 0

NEUTRAL

0- 0

2- 0

1- 0

11- 2

0- 1

2- 0

NON-CONFERENCE

1- 1

5- 0

3- 0

5- 0

0- 0

1- 0

HOME

1- 0

2- 0

1- 0

3- 2

0- 1

1- 0

AWAY

0- 1

1- 0

1- 0

3- 0

0- 0

0- 0

NEUTRAL

0- 0

2- 0

1- 0

8- 6

1- 2

1- 1

CONFERENCE

3- 2

1- 1

2- 0

4- 3

1- 1

0- 1

HOME

1- 1

1- 0

1- 0

4- 3

0- 1

1- 0

AWAY

2- 1

0- 1

1- 0

0- 0

0- 0

0- 0

NEUTRAL

0- 0

0- 0

0- 0

RPI 1-25

RPI 26-50

Team's RPI: 37

RPI 51-100

RPI 101+

RPI	S	Opponent	Score
8	A	Maryland	65 74
19	H	Ohio St.	73 62
24	A	Penn St.	63 78
24	H	Penn St.	56 77

RPI	S	Opponent	Score
34	A	Florida	69 66
39	H	Iowa St.	56 49
41	H	Iowa	57 58
42	A	Nebraska	63 52

RPI	S	Opponent	Score
68	A	Michigan St.	55 60
68	H	Michigan St.	63 65
69	A	Eastern Mich.	64 77
80	H	Illinois St.	76 59
92	A	Northwestern	58 48
92	H	Northwestern	79 68
97	A	Illinois	70 50

RPI	S	Opponent	Score
110	N	Washington St.	69 39
116	H	Utah	55 50
125	H	Minnesota	61 57
126	N	Marquette	71 51
129	A	Detroit	61 51
138	H	Indiana St.	72 44
141	A	Wisconsin	60 66
158	H	Fla. Atlantic	73 51
170	A	Seton Hall	51 47
199	A	Indiana	61 48
199	H	Indiana	66 48
282	N	Prairie View	59 53

LAST 12 Division I GAMES:

199	A	Indiana	61 48	24	H	Penn St.	56 77
41	H	Iowa	57 58	199	H	Indiana	66 48
42	A	Nebraska	63 52	92	A	Northwestern	58 48
68	H	Michigan St.	63 65	125	H	Minnesota	61 57
92	H	Northwestern	79 68	24	A	Penn St.	63 78
141	A	Wisconsin	60 66	19	H	Ohio St.	73 62

Non-Div I Games:

Michigan

Loss, Non-Conf, S Site, H Home A Away N Neutral

Page 165

Average RPI Win:	146	WON-LOST	WINNING	LAST 12	STRENGTH OF	OPP. STRENGTH	TEAM	ADJ.	CONF.	ADJ CONF.
Average RPI Loss:	66	RECORD	PCT. RANK	GAMES	SCHEDULE	OF SCHEDULE	RPI	RPI	RPI	RPI
DIV. I ONLY	17- 10	99	7- 5	67	45	68	68	5	5	
DIV. I NON-CONF.	8- 5	107	0- 0	132	88	117	117	4	4	
TOTALS	RPI 1-25	RPI 26-50	W-L RECORDS	RPI 51-100	RPI 101-150	RPI 150+				
17- 10	2- 2	3- 3	OVERALL	2- 3	2- 1	8- 1				
10- 3	1- 2	2- 0	HOME	2- 1	1- 0	4- 0				
5- 5	1- 0	1- 2	AWAY	0- 2	1- 1	2- 0				
2- 2	0- 0	0- 1	NEUTRAL	0- 0	0- 0	2- 1				
8- 5	0- 1	0- 1	NON-CONFERENCE	1- 2	1- 0	6- 1				
5- 1	0- 1	0- 0	HOME	1- 0	1- 0	3- 0				
1- 2	0- 0	0- 0	AWAY	0- 2	0- 0	1- 0				
2- 2	0- 0	0- 1	NEUTRAL	0- 0	0- 0	2- 1				
9- 5	2- 1	3- 2	CONFERENCE	1- 1	1- 1	2- 0				
5- 2	1- 1	2- 0	HOME	1- 1	0- 0	1- 0				
4- 3	1- 0	1- 2	AWAY	0- 0	1- 1	1- 0				
0- 0	0- 0	0- 0	NEUTRAL	0- 0	0- 0	0- 0				

RPI 1-25				RPI 26-50				RPI 51-100 Team's RPI: 68				RPI 101+			
RPI	S	Opponent	Score	RPI	S	Opponent	Score	RPI	S	Opponent	Score	RPI	S	Opponent	Score
9	H	Miami (FL)	60 76	30	A	Purdue	49 67	64	A	Texas	53 61	125	A	Minnesota	65 71
19	H	Ohio St.	56 64	30	H	Purdue	67 52	66	A	Fla. Gulf Coast	58 59	129	H	Detroit	64 41
24	A	Penn St.	75 65	32	N	Villanova	64 75	69	H	Eastern Mich.	60 59	141	A	Wisconsin	62 46
24	H	Penn St.	83 77	37	A	Michigan	65 63	92	H	Northwestern	72 58	176	N	Colorado St.	72 45
				37	H	Michigan	60 55	97	H	Illinois	62 71	179	N	Pittsburgh	54 64
				41	A	Iowa	57 74					199	A	Indiana	63 49
												199	H	Indiana	67 47
												230	A	Milwaukee	70 57
												233	H	Oakland	67 42
												272	N	N.C. A&T	113 60
												291	H	IPFW	62 56
												305	H	Western Mich.	80 45
LAST 12 Division I GAMES:															
30	H	Purdue	67 52	97	H	Illinois	62 71								
141	A	Wisconsin	62 46	30	A	Purdue	49 67								
41	A	Iowa	57 74	125	A	Minnesota	65 71								
92	H	Northwestern	72 58	19	H	Ohio St.	56 64								
37	A	Michigan	65 63	199	H	Indiana	67 47								
24	H	Penn St.	83 77	24	A	Penn St.	75 65								

Non-Div I Games:

Michigan St.

Average RPI Win:	194	WON-LOST	WINNING	LAST 12	STRENGTH OF	OPP. STRENGTH	TEAM	ADJ.	CONF.	ADJ CONF.
Average RPI Loss:	22	RECORD	PCT. RANK	GAMES	SCHEDULE	OF SCHEDULE	RPI	RPI	RPI	RPI
DIV. I ONLY	22- 5	20	12- 0	97	111	38	38	16	16	
DIV. I NON-CONF.	8- 5	107	0- 0	36	16	63	63	15	15	
TOTALS	RPI 1-25	RPI 26-50	W-L RECORDS	RPI 51-100	RPI 101-150	RPI 150+				
22- 5	1- 3	0- 2	OVERALL	2- 0	4- 0	15- 0				
13- 2	1- 1	0- 1	HOME	1- 0	2- 0	9- 0				
8- 3	0- 2	0- 1	AWAY	0- 0	2- 0	6- 0				
1- 0	0- 0	0- 0	NEUTRAL	1- 0	0- 0	0- 0				
8- 5	1- 3	0- 2	NON-CONFERENCE	2- 0	0- 0	5- 0				
5- 2	1- 1	0- 1	HOME	1- 0	0- 0	3- 0				
2- 3	0- 2	0- 1	AWAY	0- 0	0- 0	2- 0				
1- 0	0- 0	0- 0	NEUTRAL	1- 0	0- 0	0- 0				
14- 0	0- 0	0- 0	CONFERENCE	0- 0	4- 0	10- 0				
8- 0	0- 0	0- 0	HOME	0- 0	2- 0	6- 0				
6- 0	0- 0	0- 0	AWAY	0- 0	2- 0	4- 0				
0- 0	0- 0	0- 0	NEUTRAL	0- 0	0- 0	0- 0				

RPI 1-25				RPI 26-50				Team's RPI: 38				RPI 51-100				RPI 101+			
RPI	S	Opponent	Score	RPI	S	Opponent	Score	RPI	S	Opponent	Score	RPI	S	Opponent	Score	RPI	S	Opponent	Score
4	A	Tennessee	43 82	31	H	Arkansas	53 59	65	H	South Dakota St.	59 49	128	A	Denver	75 63				
12	H	Kentucky	70 58	35	A	James Madison	46 60	84	N	UNC Wilmington	79 60	135	H	UALR	59 51				
15	H	Georgia Tech	47 58									147	A	FIU	74 60				
24	A	Penn St.	49 65									147	H	FIU	58 53				
												158	A	Fla. Atlantic	55 37				
												158	H	Fla. Atlantic	65 41				
												172	A	South Ala.	60 53				
												172	H	South Ala.	60 39				
												182	A	Xavier	65 49				
												185	A	North Texas	70 68				
												221	H	Western Ky.	67 64				
												227	H	Arkansas St.	71 62				
												243	H	Tennessee Tech	74 55				
												278	H	Austin Peay	69 63				
												287	H	Tennessee St.	94 53				
												289	A	East Tenn. St.	78 63				
												310	H	La.-Lafayette	104 53				
												338	A	Troy	72 66				
												338	H	Troy	82 52				
LAST 12 Division I GAMES:																			
158	H	Fla. Atlantic	65 41	172	A	South Ala.	60 53												
135	H	UALR	59 51	227	H	Arkansas St.	71 62												
221	H	Western Ky.	67 64	158	A	Fla. Atlantic	55 37												
128	A	Denver	75 63	147	A	FIU	74 60												
185	A	North Texas	70 68	310	H	La.-Lafayette	104 53												
338	H	Troy	82 52	338	A	Troy	72 66												

Non-Div I Games:

Middle Tenn.

■ Loss,
 ■ Non-Conf, S Site,
 ■ Home
 ■ Away
 N Neutral

Average RPI Win: 224	WON-LOST	WINNING	LAST 12	STRENGTH OF	OPP. STRENGTH	TEAM	ADJ.	CONF.	ADJ CONF.
Average RPI Loss: 142	RECORD	PCT. RANK	GAMES	SCHEDULE	OF SCHEDULE	RPI	RPI	RPI	RPI
DIV. I ONLY	7- 18	277	3- 9	113	127	230	230	13	13
DIV. I NON-CONF.	4- 7	229	0- 1	112	36	183	183	16	16
TOTALS	RPI 1-25	RPI 26-50	W-L RECORDS	RPI 51-100	RPI 101-150	RPI 150+			
7- 18	0- 4	0- 0	OVERALL	1- 1	1- 7	5- 6			
3- 9	0- 1	0- 0	HOME	1- 1	0- 5	2- 2			
4- 9	0- 3	0- 0	AWAY	0- 0	1- 2	3- 4			
0- 0	0- 0	0- 0	NEUTRAL	0- 0	0- 0	0- 0			
4- 7	0- 2	0- 0	NON-CONFERENCE	1- 1	1- 2	2- 2			
2- 3	0- 0	0- 0	HOME	1- 1	0- 2	1- 0			
2- 4	0- 2	0- 0	AWAY	0- 0	1- 0	1- 2			
0- 0	0- 0	0- 0	NEUTRAL	0- 0	0- 0	0- 0			
3- 11	0- 2	0- 0	CONFERENCE	0- 0	0- 5	3- 4			
1- 6	0- 1	0- 0	HOME	0- 0	0- 3	1- 2			
2- 5	0- 1	0- 0	AWAY	0- 0	0- 2	2- 2			
0- 0	0- 0	0- 0	NEUTRAL	0- 0	0- 0	0- 0			

RPI 1-25				RPI 26-50				RPI 51-100				RPI 101+ Team's RPI: 230			
RPI	S	Opponent	Score	RPI	S	Opponent	Score	RPI	S	Opponent	Score	RPI	S	Opponent	Score
1	A	Baylor	41 72					68	H	Michigan St.	57 70	129	A	Detroit	48 71
18	A	Oklahoma	50 72					82	H	Toledo	60 57	129	H	Detroit	48 62
25	A	Green Bay	39 85									141	H	Wisconsin	51 68
25	H	Green Bay	53 88									142	H	Seattle	56 63
												144	A	Wright St.	72 75
												144	H	Wright St.	52 64
												145	H	Ill.-Chicago	41 67
												149	A	Bradley	71 67
												163	A	Drake	51 63
												202	A	Butler	63 76
												234	H	Loyola Chicago	73 81
												239	A	Western Ill.	79 66
												244	A	Youngstown St.	76 71
												244	H	Youngstown St.	76 68
												268	A	Cleveland St.	68 70
												268	H	Cleveland St.	58 68
												275	A	Valparaiso	55 47
												305	A	Western Mich.	63 69
												332	H	Chicago St.	79 48
LAST 12 Division I GAMES:															
268	A	Cleveland St.	68 70	202	A	Butler	63 76								
244	A	Youngstown St.	76 71	275	A	Valparaiso	55 47								
129	H	Detroit	48 62	244	H	Youngstown St.	76 68								
144	H	Wright St.	52 64	268	H	Cleveland St.	58 68								
25	A	Green Bay	39 85	144	A	Wright St.	72 75								
142	H	Seattle	56 63	129	A	Detroit	48 71								

Non-Div I Games:

Milwaukee

■ Loss,
 ■ Non-Conf,
 ■ S Site,
 ■ Home
 ■ A Away
 N Neutral

Average RPI Win:	162	WON-LOST	WINNING	LAST 12	STRENGTH OF	OPP. STRENGTH	TEAM	ADJ.	CONF.	ADJ CONF.
Average RPI Loss:	63	RECORD	PCT. RANK	GAMES	SCHEDULE	OF SCHEDULE	RPI	RPI	RPI	RPI
DIV. I ONLY	14- 14	167	5- 7	53	55	125	125	5	5	
DIV. I NON-CONF.	8- 6	128	0- 0	103	100	138	138	4	4	
TOTALS	RPI 1-25	RPI 26-50	W-L RECORDS	RPI 51-100	RPI 101-150	RPI 150+				
14- 14	1- 2	2- 6	OVERALL	3- 4	1- 2	7- 0				
11- 4	1- 2	1- 1	HOME	2- 0	1- 1	6- 0				
1- 7	0- 0	0- 4	AWAY	1- 2	0- 1	0- 0				
2- 3	0- 0	1- 1	NEUTRAL	0- 2	0- 0	1- 0				
8- 6	0- 1	1- 1	NON-CONFERENCE	0- 3	1- 1	6- 0				
6- 1	0- 1	0- 0	HOME	0- 0	1- 0	5- 0				
0- 2	0- 0	0- 0	AWAY	0- 1	0- 1	0- 0				
2- 3	0- 0	1- 1	NEUTRAL	0- 2	0- 0	1- 0				
6- 8	1- 1	1- 5	CONFERENCE	3- 1	0- 1	1- 0				
5- 3	1- 1	1- 1	HOME	2- 0	0- 1	1- 0				
1- 5	0- 0	0- 4	AWAY	1- 1	0- 0	0- 0				
0- 0	0- 0	0- 0	NEUTRAL	0- 0	0- 0	0- 0				

RPI 1-25				RPI 26-50				RPI 51-100				RPI 101+ Team's RPI: 125			
RPI	S	Opponent	Score	RPI	S	Opponent	Score	RPI	S	Opponent	Score	RPI	S	Opponent	Score
1	H	Baylor	60 89	30	A	Purdue	53 57	68	H	Michigan St.	71 65	128	A	Denver	63 72
19	H	Ohio St.	76 65	30	H	Purdue	55 72	75	N	Florida St.	56 68	140	H	Harvard	79 53
24	H	Penn St.	65 68	31	N	Arkansas	68 60	89	A	Wake Forest	65 82	141	H	Wisconsin	72 78
				37	A	Michigan	57 61	91	N	South Fla.	52 60	199	H	Indiana	84 43
				41	A	Iowa	58 75	92	A	Northwestern	68 60	200	N	Virginia Tech	65 64
				42	A	Nebraska	49 64	97	A	Illinois	67 72	229	H	Binghamton	65 40
				42	H	Nebraska	64 58	97	H	Illinois	60 53	246	H	North Dakota St.	80 41
				49	N	Quinnipiac	62 64					265	H	Alcorn St.	75 46
LAST 12 Division I GAMES:															
97	H	Illinois	60 53	141	H	Wisconsin	72 78								
42	H	Nebraska	64 58	42	A	Nebraska	49 64								
41	A	Iowa	58 75	68	H	Michigan St.	71 65								
24	H	Penn St.	65 68	37	A	Michigan	57 61								
97	A	Illinois	67 72	30	H	Purdue	55 72								
19	H	Ohio St.	76 65	92	A	Northwestern	68 60								

Non-Div I Games:

Minnesota

■ Loss,
■ Non-Conf, S Site,
■ Home
■ Away
N Neutral

Average RPI Win:	209	WON-LOST	WINNING	LAST 12	STRENGTH OF	OPP. STRENGTH	TEAM	ADJ.	CONF.	ADJ CONF.
Average RPI Loss:	37	RECORD	PCT. RANK	GAMES	SCHEDULE	OF SCHEDULE	RPI	RPI	RPI	RPI
DIV. I ONLY	14- 13	163	4- 8	76	54	122	122	3	3	
DIV. I NON-CONF.	10- 3	49	0- 0	290	134	111	111	3	3	
TOTALS	RPI 1-25	RPI 26-50	W-L RECORDS	RPI 51-100	RPI 101-150	RPI 150+				
14- 13	0- 6	0- 5	OVERALL	1- 1	1- 0	12- 1				
10- 5	0- 3	0- 2	HOME	1- 0	1- 0	8- 0				
4- 7	0- 3	0- 3	AWAY	0- 0	0- 0	4- 1				
0- 1	0- 0	0- 0	NEUTRAL	0- 1	0- 0	0- 0				
10- 3	0- 1	0- 0	NON-CONFERENCE	1- 1	0- 0	9- 1				
8- 0	0- 0	0- 0	HOME	1- 0	0- 0	7- 0				
2- 2	0- 1	0- 0	AWAY	0- 0	0- 0	2- 1				
0- 1	0- 0	0- 0	NEUTRAL	0- 1	0- 0	0- 0				
4- 10	0- 5	0- 5	CONFERENCE	0- 0	1- 0	3- 0				
2- 5	0- 3	0- 2	HOME	0- 0	1- 0	1- 0				
2- 5	0- 2	0- 3	AWAY	0- 0	0- 0	2- 0				
0- 0	0- 0	0- 0	NEUTRAL	0- 0	0- 0	0- 0				

RPI	S	Opponent	Score	RPI	S	Opponent	Score	RPI	S	Opponent	Score	RPI	S	Opponent	Score	Team's RPI: 122
4	H	Tennessee	41 57	26	A	LSU	49 53	52	H	Tulane	70 55	115	H	Auburn	62 57	
6	A	Texas A&M	47 93	26	H	LSU	48 53	60	N	Oklahoma St.	71 78	157	H	Mississippi Val.	64 47	
12	A	Kentucky	40 88	31	A	Arkansas	53 67					167	A	Alabama	66 61	
22	A	Georgia	60 70	31	H	Arkansas	35 51					172	H	South Ala.	63 47	
22	H	Georgia	51 68	33	A	South Carolina	43 69					177	A	Ole Miss	51 46	
23	H	Vanderbilt	59 65									177	H	Ole Miss	53 50	
												182	H	Xavier	71 65	
												190	A	Louisiana Tech	62 63	
												217	H	Southern Miss.	71 57	
												265	H	Alcorn St.	66 48	
												294	A	Nevada	67 63	
												295	A	Savannah St.	56 42	
												310	H	La.-Lafayette	72 38	
												340	H	Jacksonville St.	78 41	
LAST 12 Division I GAMES:																
31	A	Arkansas	53 67	33	A	South Carolina	43 69									
4	H	Tennessee	41 57	31	H	Arkansas	35 51									
177	H	Ole Miss	53 50	115	H	Auburn	62 57									
26	A	LSU	49 53	177	A	Ole Miss	51 46									
23	H	Vanderbilt	59 65	22	H	Georgia	51 68									
22	A	Georgia	60 70	167	A	Alabama	66 61									

Non-Div I Games:

Mississippi St.

■ Loss,
 ■ Non-Conf, S Site,
 ■ Home
 ■ Away
 N Neutral

Average RPI Win:	266	WON-LOST	WINNING	LAST 12	STRENGTH OF	OPP. STRENGTH	TEAM	ADJ.	CONF.	ADJ CONF.
Average RPI Loss:	122	RECORD	PCT. RANK	GAMES	SCHEDULE	OF SCHEDULE	RPI	RPI	RPI	RPI
DIV. I ONLY	10- 12	200	9- 3	130	251	157	157	32	32	
DIV. I NON-CONF.	0- 8	337	0- 0	2	2	181	181	31	31	
TOTALS	RPI 1-25	RPI 26-50	W-L RECORDS	RPI 51-100	RPI 101-150	RPI 150+				
10- 12	0- 2	0- 4	OVERALL	0- 0	0- 2	10- 4				
8- 0	0- 0	0- 0	HOME	0- 0	0- 0	8- 0				
2- 12	0- 2	0- 4	AWAY	0- 0	0- 2	2- 4				
0- 0	0- 0	0- 0	NEUTRAL	0- 0	0- 0	0- 0				
0- 8	0- 2	0- 4	NON-CONFERENCE	0- 0	0- 2	0- 0				
0- 0	0- 0	0- 0	HOME	0- 0	0- 0	0- 0				
0- 8	0- 2	0- 4	AWAY	0- 0	0- 2	0- 0				
0- 0	0- 0	0- 0	NEUTRAL	0- 0	0- 0	0- 0				
10- 4	0- 0	0- 0	CONFERENCE	0- 0	0- 0	10- 4				
8- 0	0- 0	0- 0	HOME	0- 0	0- 0	8- 0				
2- 4	0- 0	0- 0	AWAY	0- 0	0- 0	2- 4				
0- 0	0- 0	0- 0	NEUTRAL	0- 0	0- 0	0- 0				

RPI 1-25				RPI 26-50				RPI 51-100				RPI 101+ Team's RPI: 157			
RPI	S	Opponent	Score	RPI	S	Opponent	Score	RPI	S	Opponent	Score	RPI	S	Opponent	Score
1	A	Baylor	55 93	31	A	Arkansas	40 59					122	A	Mississippi St.	47 64
12	A	Kentucky	51 90	39	A	Iowa St.	47 77					126	A	Marquette	61 69
				41	A	Iowa	80 86					207	A	Alabama A&M	69 67
				42	A	Nebraska	53 99					207	H	Alabama A&M	73 44

Average RPI Win:	203	WON-LOST	WINNING	LAST 12	STRENGTH OF	OPP. STRENGTH	TEAM	ADJ.	CONF.	ADJ CONF.
Average RPI Loss:	33	RECORD	PCT. RANK	GAMES	SCHEDULE	OF SCHEDULE	RPI	RPI	RPI	RPI
DIV. I ONLY	11- 14	209	1- 11	21	46	106	106	1	1	
DIV. I NON-CONF.	10- 1	14	0- 0	158	333	62	62	1	1	
TOTALS	RPI 1-25	RPI 26-50	W-L RECORDS	RPI 51-100	RPI 101-150	RPI 150+				
11- 14	0- 7	1- 4	OVERALL	1- 3	2- 0	7- 0				
7- 8	0- 3	0- 3	HOME	1- 2	2- 0	4- 0				
4- 6	0- 4	1- 1	AWAY	0- 1	0- 0	3- 0				
0- 0	0- 0	0- 0	NEUTRAL	0- 0	0- 0	0- 0				
10- 1	0- 0	0- 0	NON-CONFERENCE	1- 1	2- 0	7- 0				
7- 1	0- 0	0- 0	HOME	1- 1	2- 0	4- 0				
3- 0	0- 0	0- 0	AWAY	0- 0	0- 0	3- 0				
0- 0	0- 0	0- 0	NEUTRAL	0- 0	0- 0	0- 0				
1- 13	0- 7	1- 4	CONFERENCE	0- 2	0- 0	0- 0				
0- 7	0- 3	0- 3	HOME	0- 1	0- 0	0- 0				
1- 6	0- 4	1- 1	AWAY	0- 1	0- 0	0- 0				
0- 0	0- 0	0- 0	NEUTRAL	0- 0	0- 0	0- 0				

RPI 1-25				RPI 26-50				RPI 51-100				RPI 101+ Team's RPI: 106			
RPI	S	Opponent	Score	RPI	S	Opponent	Score	RPI	S	Opponent	Score	RPI	S	Opponent	Score
1	A	Baylor	46 90	39	H	Iowa St.	52 65	60	H	Oklahoma St.	58 62	111	H	Eastern Ill.	56 54
1	H	Baylor	41 71	46	A	Kansas	70 65	64	A	Texas	58 75	144	H	Wright St.	92 62
6	A	Texas A&M	52 78	46	H	Kansas	63 72	85	H	Memphis	58 48	168	H	Sam Houston St.	66 48
6	H	Texas A&M	52 56	50	A	Texas Tech	49 76	92	H	Northwestern	70 74	236	H	North Dakota	69 52
11	A	Kansas St.	46 72	50	H	Texas Tech	63 69					256	A	Saint Louis	68 56
18	A	Oklahoma	60 64									274	H	North Florida	67 46
18	H	Oklahoma	59 62									285	H	Evansville	74 51
												300	A	UTSA	70 50
												323	A	A&M-Corpus Christi	75 58
LAST 12 Division I GAMES:															
46	A	Kansas	70 65	18	H	Oklahoma	59 62								
6	H	Texas A&M	52 56	64	A	Texas	58 75								
18	A	Oklahoma	60 64	60	H	Oklahoma St.	58 62								
39	H	Iowa St.	52 65	6	A	Texas A&M	52 78								
50	A	Texas Tech	49 76	46	H	Kansas	63 72								
1	H	Baylor	41 71	11	A	Kansas St.	46 72								

Non-Div I Games:

Missouri

■ Loss,
 ■ Non-Conf, S Site,
 ■ Home
 ■ Away
 N Neutral

Average RPI Win:	180	WON-LOST	WINNING	LAST 12	STRENGTH OF	OPP. STRENGTH	TEAM	ADJ.	CONF.	ADJ CONF.
Average RPI Loss:	96	RECORD	PCT. RANK	GAMES	SCHEDULE	OF SCHEDULE	RPI	RPI	RPI	RPI
DIV. I ONLY	18- 6	38	10- 2	139	95	55	55	10	10	
DIV. I NON-CONF.	7- 3	85	0- 0	111	61	74	74	10	10	
TOTALS	RPI 1-25	RPI 26-50	W-L RECORDS	RPI 51-100	RPI 101-150	RPI 150+				
18- 6	0- 2	0- 0	OVERALL	3- 1	5- 2	10- 1				
11- 1	0- 1	0- 0	HOME	2- 0	3- 0	6- 0				
7- 5	0- 1	0- 0	AWAY	1- 1	2- 2	4- 1				
0- 0	0- 0	0- 0	NEUTRAL	0- 0	0- 0	0- 0				
7- 3	0- 2	0- 0	NON-CONFERENCE	0- 1	2- 0	5- 0				
4- 1	0- 1	0- 0	HOME	0- 0	1- 0	3- 0				
3- 2	0- 1	0- 0	AWAY	0- 1	1- 0	2- 0				
0- 0	0- 0	0- 0	NEUTRAL	0- 0	0- 0	0- 0				
11- 3	0- 0	0- 0	CONFERENCE	3- 0	3- 2	5- 1				
7- 0	0- 0	0- 0	HOME	2- 0	2- 0	3- 0				
4- 3	0- 0	0- 0	AWAY	1- 0	1- 2	2- 1				
0- 0	0- 0	0- 0	NEUTRAL	0- 0	0- 0	0- 0				

RPI 1-25				RPI 26-50				RPI 51-100 Team's RPI: 55				RPI 101+			
RPI	S	Opponent	Score	RPI	S	Opponent	Score	RPI	S	Opponent	Score	RPI	S	Opponent	Score
11	A	Kansas St.	63 65					60	A	Oklahoma St.	57 80	101	A	Wichita St.	51 53
20	H	Louisville	64 73					80	H	Illinois St.	83 68	101	H	Wichita St.	85 67
								96	A	Creighton	63 55	117	A	Oral Roberts	85 79
								96	H	Creighton	70 60	132	A	UNI	54 62
												135	H	UALR	73 50
												138	H	Indiana St.	84 70
												149	A	Bradley	79 70
												163	A	Drake	69 66
												163	H	Drake	78 46
												185	H	North Texas	78 67
												190	A	Louisiana Tech	78 65
												227	A	Arkansas St.	77 68
												254	A	Southern Ill.	72 78
												254	H	Southern Ill.	81 61
												279	H	Morgan St.	104 74
												285	A	Evansville	74 49
												285	H	Evansville	76 62
												289	H	East Tenn. St.	81 70
LAST 12 Division I GAMES:															
254	H	Southern Ill.	81 61	138	H	Indiana St.	84 70								
285	H	Evansville	76 62	285	A	Evansville	74 49								
101	H	Wichita St.	85 67	254	A	Southern Ill.	72 78								
96	A	Creighton	63 55	101	A	Wichita St.	51 53								
163	A	Drake	69 66	163	H	Drake	78 46								
80	H	Illinois St.	83 68	96	H	Creighton	70 60								

Non-Div I Games:

Missouri St.

■ Loss,
 ■ Non-Conf, S Site,
 ■ Home
 ■ Away
 N Neutral

Average RPI Win:	220	WON-LOST	WINNING	LAST 12	STRENGTH OF	OPP. STRENGTH	TEAM	ADJ.	CONF.	ADJ CONF.
Average RPI Loss:	159	RECORD	PCT. RANK	GAMES	SCHEDULE	OF SCHEDULE	RPI	RPI	RPI	RPI
DIV. I ONLY	15- 11	123	9- 3	246	195	165	165	17	17	
DIV. I NON-CONF.	5- 6	191	0- 0	247	167	230	230	22	22	
TOTALS	RPI 1-25	RPI 26-50	W-L RECORDS	RPI 51-100	RPI 101-150	RPI 150+				
15- 11	0- 1	1- 1	OVERALL	1- 1	1- 0	12- 8				
8- 4	0- 0	1- 1	HOME	1- 0	0- 0	6- 3				
5- 7	0- 1	0- 0	AWAY	0- 1	1- 0	4- 5				
2- 0	0- 0	0- 0	NEUTRAL	0- 0	0- 0	2- 0				
5- 6	0- 1	1- 0	NON-CONFERENCE	0- 1	0- 0	4- 4				
3- 2	0- 0	1- 0	HOME	0- 0	0- 0	2- 2				
0- 4	0- 1	0- 0	AWAY	0- 1	0- 0	0- 2				
2- 0	0- 0	0- 0	NEUTRAL	0- 0	0- 0	2- 0				
10- 5	0- 0	0- 1	CONFERENCE	1- 0	1- 0	8- 4				
5- 2	0- 0	0- 1	HOME	1- 0	0- 0	4- 1				
5- 3	0- 0	0- 0	AWAY	0- 0	1- 0	4- 3				
0- 0	0- 0	0- 0	NEUTRAL	0- 0	0- 0	0- 0				

RPI 1-25				RPI 26-50				RPI 51-100				RPI 101+ Team's RPI: 165			
RPI	S	Opponent	Score	RPI	S	Opponent	Score	RPI	S	Opponent	Score	RPI	S	Opponent	Score
21	A	Georgetown	44 64	32	H	Villanova	49 48	76	H	Sacred Heart	70 50	131	A	LIU Brooklyn	67 57
				49	H	Quinnipiac	63 75	89	A	Wake Forest	54 88	153	H	UMBC	64 68
												164	A	Saint Francis (PA)	69 82
												164	H	Saint Francis (PA)	66 45
												169	A	Robert Morris	54 57
												169	H	Robert Morris	75 66
												189	A	Manhattan	59 71
												192	N	Lehigh	75 73
												205	A	Central Conn. St.	59 56
												210	H	Winthrop	54 88
												213	H	Mt. St. Mary's	59 52
												220	A	Fairleigh Dickinson	64 60
												220	H	Fairleigh Dickinson	64 72
												222	A	Bryant	49 55
												261	A	East Carolina	52 75
												276	H	Norfolk St.	69 62
												306	N	Lafayette	58 54
												322	H	Saint Peter's	73 64
												330	A	St. Francis (NY)	53 44
												334	A	Wagner	70 54
												334	H	Wagner	65 42
LAST 12 Division I GAMES:															
334	A	Wagner	70 54	222	A	Bryant	49 55	164	H	Saint Francis (PA)	66 45				
220	A	Fairleigh Dickinson	64 60	169	H	Robert Morris	75 66	330	A	St. Francis (NY)	53 44				
220	H	Fairleigh Dickinson	64 72	131	A	LIU Brooklyn	67 57	213	H	Mt. St. Mary's	59 52				
76	H	Sacred Heart	70 50												
49	H	Quinnipiac	63 75												
205	A	Central Conn. St.	59 56												

Non-Div I Games:

Monmouth

■ Loss,
 ■ Non-Conf, S Site,
 ■ Home
 ■ Away
 N Neutral

Average RPI Win: 238	WON-LOST	WINNING	LAST 12	STRENGTH OF	OPP. STRENGTH	TEAM	ADJ.	CONF.	ADJ CONF.
Average RPI Loss: 124	RECORD	PCT. RANK	GAMES	SCHEDULE	OF SCHEDULE	RPI	RPI	RPI	RPI
DIV. I ONLY	13- 11	143	7- 5	177	194	166	166	18	18
DIV. I NON-CONF.	5- 6	191	0- 0	139	223	186	186	17	17
TOTALS	RPI 1-25	RPI 26-50	W-L RECORDS	RPI 51-100	RPI 101-150	RPI 150+			
13- 11	0- 0	0- 1	OVERALL	0- 3	3- 5	10- 2			
8- 4	0- 0	0- 0	HOME	0- 1	1- 2	7- 1			
5- 5	0- 0	0- 1	AWAY	0- 1	2- 2	3- 1			
0- 2	0- 0	0- 0	NEUTRAL	0- 1	0- 1	0- 0			
5- 6	0- 0	0- 1	NON-CONFERENCE	0- 1	1- 2	4- 2			
4- 1	0- 0	0- 0	HOME	0- 0	1- 0	3- 1			
1- 3	0- 0	0- 1	AWAY	0- 0	0- 1	1- 1			
0- 2	0- 0	0- 0	NEUTRAL	0- 1	0- 1	0- 0			
8- 5	0- 0	0- 0	CONFERENCE	0- 2	2- 3	6- 0			
4- 3	0- 0	0- 0	HOME	0- 1	0- 2	4- 0			
4- 2	0- 0	0- 0	AWAY	0- 1	2- 1	2- 0			
0- 0	0- 0	0- 0	NEUTRAL	0- 0	0- 0	0- 0			

RPI S	Opponent	Score	RPI S	Opponent	Score	RPI S	Opponent	Score	RPI S	Opponent	Score	Team's RPI: 166
29	A Gonzaga	54 70	57	N St. Mary's (CA)	65 67	128	A Denver	52 53				
			73	A Idaho St.	48 54	130	A Montana St.	61 54				
			73	H Idaho St.	51 58	133	A Northern Colo.	42 59				
						133	H Northern Colo.	54 56				
						134	N Samford	45 59				
						136	H Utah St.	61 60				
						137	A Eastern Wash.	53 46				
						137	H Eastern Wash.	57 67				
						175	A Portland	46 55				
						197	H Portland St.	78 56				
						217	H Southern Miss.	79 64				
						232	A Wyoming	69 59				
						236	H North Dakota	60 39				
						270	A Sacramento St.	88 79				
						270	H Sacramento St.	79 54				
						292	H CSU Bakersfield	56 64				
						299	H Idaho	64 57				
						301	H Northern Ariz.	60 48				
						333	A Weber St.	62 52				
						333	H Weber St.	77 70				
LAST 12 Division I GAMES:												
333	A Weber St.	62 52	137	H Eastern Wash.	57 67							
133	H Northern Colo.	54 56	270	A Sacramento St.	88 79							
270	H Sacramento St.	79 54	133	A Northern Colo.	42 59							
73	A Idaho St.	48 54	333	H Weber St.	77 70							
130	A Montana St.	61 54	301	H Northern Ariz.	60 48							
197	H Portland St.	78 56	73	H Idaho St.	51 58							

Non-Div I Games: Montana Western 70 50 Montana Tech 76 45

Montana

Loss, Non-Conf, S Site, H Home A Away N Neutral

Average RPI Win: 211	WON-LOST	WINNING	LAST 12	STRENGTH OF	OPP. STRENGTH	TEAM	ADJ.	CONF.	ADJ CONF.
Average RPI Loss: 123	RECORD	PCT. RANK	GAMES	SCHEDULE	OF SCHEDULE	RPI	RPI	RPI	RPI
DIV. I ONLY	15- 9	102	8- 4	163	132	130	130	18	18
DIV. I NON-CONF.	6- 4	117	0- 0	153	67	109	109	17	17
TOTALS	RPI 1-25	RPI 26-50	W-L RECORDS	RPI 51-100	RPI 101-150	RPI 150+			
15- 9	0- 1	0- 0	OVERALL	1- 3	3- 3	11- 2			
7- 4	0- 0	0- 0	HOME	0- 1	2- 1	5- 2			
7- 2	0- 0	0- 0	AWAY	1- 1	1- 1	5- 0			
1- 3	0- 1	0- 0	NEUTRAL	0- 1	0- 1	1- 0			
6- 4	0- 1	0- 0	NON-CONFERENCE	0- 2	1- 1	5- 0			
3- 0	0- 0	0- 0	HOME	0- 0	1- 0	2- 0			
2- 1	0- 0	0- 0	AWAY	0- 1	0- 0	2- 0			
1- 3	0- 1	0- 0	NEUTRAL	0- 1	0- 1	1- 0			
9- 5	0- 0	0- 0	CONFERENCE	1- 1	2- 2	6- 2			
4- 4	0- 0	0- 0	HOME	0- 1	1- 1	3- 2			
5- 1	0- 0	0- 0	AWAY	1- 0	1- 1	3- 0			
0- 0	0- 0	0- 0	NEUTRAL	0- 0	0- 0	0- 0			

RPI 1-25				RPI 26-50				RPI 51-100				RPI 101+				Team's RPI: 130	
RPI	S	Opponent	Score	RPI	S	Opponent	Score	RPI	S	Opponent	Score	RPI	S	Opponent	Score		
22	N	Georgia	49 63					61	A	Oregon St.	53 83	133	A	Northern Colo.	52 51		
								73	A	Idaho St.	79 67	133	H	Northern Colo.	58 50		
								73	H	Idaho St.	58 59	136	H	Utah St.	78 61		
								97	N	Illinois	56 68	137	A	Eastern Wash.	73 79		
												137	H	Eastern Wash.	52 66		
												141	N	Wisconsin	61 71		
												166	H	Montana	54 61		
												175	A	Portland	66 53		
												176	H	Colorado St.	87 69		
												197	A	Portland St.	95 83		
												197	H	Portland St.	70 50		
												236	A	North Dakota	67 63		
												236	H	North Dakota	70 54		
												270	A	Sacramento St.	76 71		
												270	H	Sacramento St.	76 77		
												275	N	Valparaiso	71 55		
												301	A	Northern Ariz.	83 78		
												301	H	Northern Ariz.	77 65		
												333	H	Weber St.	64 61		
LAST 12 Division I GAMES:																	
				301	A	Northern Ariz.	83 78					197	H	Portland St.	70 50		
				270	H	Sacramento St.	76 77					133	A	Northern Colo.	52 51		
				133	H	Northern Colo.	58 50					270	A	Sacramento St.	76 71		
				166	H	Montana	54 61					301	H	Northern Ariz.	77 65		
				73	A	Idaho St.	79 67					333	H	Weber St.	64 61		
				137	H	Eastern Wash.	52 66					73	H	Idaho St.	58 59		

Non-Div I Games: Col. of Idaho 99 50 Montana Western 83 50

Montana St.

Loss, Non-Conf, S Site, H Home A Away N Neutral

Average RPI Win:	255	WON-LOST	WINNING	LAST 12	STRENGTH OF	OPP. STRENGTH	TEAM	ADJ.	CONF.	ADJ CONF.
Average RPI Loss:	209	RECORD	PCT. RANK	GAMES	SCHEDULE	OF SCHEDULE	RPI	RPI	RPI	RPI
DIV. I ONLY	9- 17	260	4- 8	312	308	302	302	31	31	
DIV. I NON-CONF.	3- 9	275	0- 0	228	208	308	308	32	32	
TOTALS	RPI 1-25	RPI 26-50	W-L RECORDS	RPI 51-100	RPI 101-150	RPI 150+				
9- 17	0- 1	0- 0	OVERALL	0- 1	1- 3	8- 12				
6- 6	0- 1	0- 0	HOME	0- 0	1- 2	5- 3				
3- 10	0- 0	0- 0	AWAY	0- 1	0- 1	3- 8				
0- 1	0- 0	0- 0	NEUTRAL	0- 0	0- 0	0- 1				
3- 9	0- 1	0- 0	NON-CONFERENCE	0- 1	1- 1	2- 6				
3- 3	0- 1	0- 0	HOME	0- 0	1- 1	2- 1				
0- 5	0- 0	0- 0	AWAY	0- 1	0- 0	0- 4				
0- 1	0- 0	0- 0	NEUTRAL	0- 0	0- 0	0- 1				
6- 8	0- 0	0- 0	CONFERENCE	0- 0	0- 2	6- 6				
3- 3	0- 0	0- 0	HOME	0- 0	0- 1	3- 2				
3- 5	0- 0	0- 0	AWAY	0- 0	0- 1	3- 4				
0- 0	0- 0	0- 0	NEUTRAL	0- 0	0- 0	0- 0				

RPI 1-25				RPI 26-50				RPI 51-100				RPI 101+ Team's RPI: 302			
RPI	S	Opponent	Score	RPI	S	Opponent	Score	RPI	S	Opponent	Score	RPI	S	Opponent	Score
12	H	Kentucky	60 96					71	A	Duquesne	53 86	104	H	UAB	47 70
												111	A	Eastern Ill.	58 78
												112	H	UT Martin	61 81
												144	H	Wright St.	78 63
												154	H	Marshall	66 83
												169	H	Robert Morris	75 69
												174	A	SIU Edwardsville	73 70
												182	A	Xavier	66 71
												243	A	Tennessee Tech	50 68
												243	H	Tennessee Tech	53 57
												260	H	Ohio	62 57
												266	A	Eastern Ky.	68 78
												266	H	Eastern Ky.	68 58
												278	A	Austin Peay	81 88
												278	H	Austin Peay	74 67
												287	A	Tennessee St.	80 86
												289	A	East Tenn. St.	57 68
												293	A	New Mexico	52 69
												296	A	Kent St.	64 65
												299	N	Idaho	45 71
												311	H	Murray St.	78 81
												321	A	Southeast Mo. St.	61 57
												340	A	Jacksonville St.	68 52
												340	H	Jacksonville St.	79 60
LAST 12 Division I GAMES:															
278	A	Austin Peay	81 88	243	H	Tennessee Tech	53 57								
340	H	Jacksonville St.	79 60	112	H	UT Martin	61 81								
266	A	Eastern Ky.	68 78	287	A	Tennessee St.	80 86								
174	A	SIU Edwardsville	73 70	266	H	Eastern Ky.	68 58								
111	A	Eastern Ill.	58 78	340	A	Jacksonville St.	68 52								
311	H	Murray St.	78 81	243	A	Tennessee Tech	50 68								

Non-Div I Games:

Morehead St.

■ Loss,
■ Non-Conf,
■ S Site,
■ H Home
■ A Away
N Neutral

Average RPI Win:	296	WON-LOST	WINNING	LAST 12	STRENGTH OF	OPP. STRENGTH	TEAM	ADJ.	CONF.	ADJ CONF.
Average RPI Loss:	152	RECORD	PCT. RANK	GAMES	SCHEDULE	OF SCHEDULE	RPI	RPI	RPI	RPI
DIV. I ONLY	6- 19	297	4- 8	226	240	279	279	28	28	
DIV. I NON-CONF.	3- 10	282	1- 0	149	161	201	201	25	25	
TOTALS	RPI 1-25	RPI 26-50	W-L RECORDS	RPI 51-100	RPI 101-150	RPI 150+				
6- 19	0- 1	0- 1	OVERALL	0- 7	0- 2	6- 8				
2- 6	0- 0	0- 0	HOME	0- 2	0- 1	2- 3				
4- 11	0- 1	0- 1	AWAY	0- 4	0- 1	4- 4				
0- 2	0- 0	0- 0	NEUTRAL	0- 1	0- 0	0- 1				
3- 10	0- 1	0- 1	NON-CONFERENCE	0- 4	0- 1	3- 3				
0- 0	0- 0	0- 0	HOME	0- 0	0- 0	0- 0				
3- 8	0- 1	0- 1	AWAY	0- 3	0- 1	3- 2				
0- 2	0- 0	0- 0	NEUTRAL	0- 1	0- 0	0- 1				
3- 9	0- 0	0- 0	CONFERENCE	0- 3	0- 1	3- 5				
2- 6	0- 0	0- 0	HOME	0- 2	0- 1	2- 3				
1- 3	0- 0	0- 0	AWAY	0- 1	0- 0	1- 2				
0- 0	0- 0	0- 0	NEUTRAL	0- 0	0- 0	0- 0				

RPI 1-25				RPI 26-50				RPI 51-100				RPI 101+				Team's RPI: 279	
RPI	S	Opponent	Score	RPI	S	Opponent	Score	RPI	S	Opponent	Score	RPI	S	Opponent	Score		
16	A	St. Bonaventure	55 79	31	A	Arkansas	50 81	55	A	Missouri St.	74 104	143	H	Coppin St.	77 80		
								67	H	Howard	55 64	147	A	FIU	60 77		
								78	A	Hampton	60 74	153	A	UMBC	50 72		
								78	H	Hampton	51 83	161	N	Holy Cross	66 73		
								88	A	Cincinnati	60 64	215	H	Md.-East. Shore	57 75		
								92	A	Northwestern	74 87	223	A	George Washington	73 68		
								99	N	VCU	52 73	248	A	South Carolina St.	71 84		
												272	H	N.C. A&T	85 83		
												276	A	Norfolk St.	75 68		
												276	H	Norfolk St.	75 76		
												295	A	Savannah St.	60 69		
												315	A	Stony Brook	48 65		
												328	H	Delaware St.	53 67		
												329	A	Bucknell	54 52		
												337	A	Columbia	70 66		
												341	H	N.C. Central	64 59		
LAST 12 Division I GAMES:																	
328	H	Delaware St.	53 67	341	H	N.C. Central	64 59										
215	H	Md.-East. Shore	57 75	272	H	N.C. A&T	85 83										
67	H	Howard	55 64	78	H	Hampton	51 83										
143	H	Coppin St.	77 80	276	H	Norfolk St.	75 76										
78	A	Hampton	60 74	337	A	Columbia	70 66										
276	A	Norfolk St.	75 68	295	A	Savannah St.	60 69										

Non-Div I Games:

Morgan St.

■ Loss,
■ Non-Conf,
■ S Site,
■ H Home
■ A Away
N Neutral

Average RPI Win:	250	WON-LOST	WINNING	LAST 12	STRENGTH OF	OPP. STRENGTH	TEAM	ADJ.	CONF.	ADJ CONF.
Average RPI Loss:	142	RECORD	PCT. RANK	GAMES	SCHEDULE	OF SCHEDULE	RPI	RPI	RPI	RPI
DIV. I ONLY	12- 14	190	6- 6	212	243	213	213	17	17	
DIV. I NON-CONF.	4- 7	229	0- 0	155	221	222	222	22	22	
TOTALS	RPI 1-25	RPI 26-50	W-L RECORDS	RPI 51-100	RPI 101-150	RPI 150+				
12- 14	0- 0	0- 2	OVERALL	0- 3	1- 2	11- 7				
9- 4	0- 0	0- 0	HOME	0- 1	1- 0	8- 3				
3- 10	0- 0	0- 2	AWAY	0- 2	0- 2	3- 4				
0- 0	0- 0	0- 0	NEUTRAL	0- 0	0- 0	0- 0				
4- 7	0- 0	0- 1	NON-CONFERENCE	0- 2	0- 1	4- 3				
3- 2	0- 0	0- 0	HOME	0- 1	0- 0	3- 1				
1- 5	0- 0	0- 1	AWAY	0- 1	0- 1	1- 2				
0- 0	0- 0	0- 0	NEUTRAL	0- 0	0- 0	0- 0				
8- 7	0- 0	0- 1	CONFERENCE	0- 1	1- 1	7- 4				
6- 2	0- 0	0- 0	HOME	0- 0	1- 0	5- 2				
2- 5	0- 0	0- 1	AWAY	0- 1	0- 1	2- 2				
0- 0	0- 0	0- 0	NEUTRAL	0- 0	0- 0	0- 0				

RPI S	Opponent	Score	RPI S	Opponent	Score	RPI S	Opponent	Score	RPI S	Opponent	Score	Team's RPI: 213
40	A West Virginia	32 94	67	H Howard	55 67	123	A American	62 77				
49	A Quinnipiac	73 89	74	A Towson	70 71	131	A LIU Brooklyn	45 69				
			76	A Sacred Heart	54 72	131	H LIU Brooklyn	44 43				
						164	H Saint Francis (PA)	51 59				
						165	A Monmouth	52 59				
						169	H Robert Morris	80 75				
						179	A Pittsburgh	45 58				
						180	H Loyola Maryland	59 54				
						203	H Navy	52 45				
						205	H Central Conn. St.	63 73				
						215	A Md.-East. Shore	63 44				
						220	A Fairleigh Dickinson	58 63				
						220	H Fairleigh Dickinson	62 51				
						222	H Bryant	66 61				
						229	A Binghamton	43 52				
						267	H Rider	44 53				
						329	H Bucknell	58 46				
						330	A St. Francis (NY)	49 46				
						330	H St. Francis (NY)	70 48				
						334	A Wagner	71 48				
						334	H Wagner	68 60				
LAST 12 Division I GAMES:												
220	H Fairleigh Dickinson	62 51	76	A Sacred Heart	54 72							
334	H Wagner	68 60	330	A St. Francis (NY)	49 46							
334	A Wagner	71 48	131	A LIU Brooklyn	45 69							
169	H Robert Morris	80 75	205	H Central Conn. St.	63 73							
164	H Saint Francis (PA)	51 59	222	H Bryant	66 61							
49	A Quinnipiac	73 89	165	A Monmouth	52 59							

Non-Div I Games:

Mt. St. Mary's

Average RPI Win:	282	WON-LOST	WINNING	LAST 12	STRENGTH OF	OPP. STRENGTH	TEAM	ADJ.	CONF.	ADJ CONF.
Average RPI Loss:	200	RECORD	PCT. RANK	GAMES	SCHEDULE	OF SCHEDULE	RPI	RPI	RPI	RPI
DIV. I ONLY	10- 16	241	7- 5	339	246	311	311	31	31	
DIV. I NON-CONF.	3- 9	275	1- 1	341	106	338	338	32	32	
TOTALS	RPI 1-25	RPI 26-50	W-L RECORDS	RPI 51-100	RPI 101-150	RPI 150+				
10- 16	0- 1	0- 0	OVERALL	0- 0	0- 4	10- 11				
7- 4	0- 0	0- 0	HOME	0- 0	0- 2	7- 2				
3- 11	0- 1	0- 0	AWAY	0- 0	0- 2	3- 8				
0- 1	0- 0	0- 0	NEUTRAL	0- 0	0- 0	0- 1				
3- 9	0- 1	0- 0	NON-CONFERENCE	0- 0	0- 0	3- 8				
3- 0	0- 0	0- 0	HOME	0- 0	0- 0	3- 0				
0- 8	0- 1	0- 0	AWAY	0- 0	0- 0	0- 7				
0- 1	0- 0	0- 0	NEUTRAL	0- 0	0- 0	0- 1				
7- 7	0- 0	0- 0	CONFERENCE	0- 0	0- 4	7- 3				
4- 4	0- 0	0- 0	HOME	0- 0	0- 2	4- 2				
3- 3	0- 0	0- 0	AWAY	0- 0	0- 2	3- 1				
0- 0	0- 0	0- 0	NEUTRAL	0- 0	0- 0	0- 0				

RPI 1-25					
RPI	S	Opponent	Score		
20	A	Louisville	62	105	
RPI 26-50					
RPI	S	Opponent	Score		
RPI 51-100					
RPI	S	Opponent	Score		
Team's RPI:					
RPI	S	Opponent	Score		
111	A	Eastern Ill.	51	76	
111	H	Eastern Ill.	63	80	
112	A	UT Martin	67	84	
112	H	UT Martin	67	91	
174	A	SIU Edwardsville	67	59	
177	A	Ole Miss	59	64	
199	A	Indiana	67	70	
207	A	Alabama A&M	71	76	
243	H	Tennessee Tech	76	72	
254	A	Southern Ill.	57	74	
256	A	Saint Louis	49	59	
256	H	Saint Louis	78	64	
258	A	Ball St.	72	81	
266	H	Eastern Ky.	61	62	
268	N	Cleveland St.	61	68	
278	A	Austin Peay	63	71	
278	H	Austin Peay	72	85	
285	A	Evansville	48	78	
285	H	Evansville	76	61	
287	H	Tennessee St.	66	56	
287	H	Longwood	86	77	
302	A	Morehead St.	81	78	
321	A	Southeast Mo. St.	80	75	
321	H	Southeast Mo. St.	63	62	
340	H	Jacksonville St.	73	57	
LAST 12 Division I GAMES:					
112	H	UT Martin	67	91	
278	H	Austin Peay	72	85	
321	H	Southeast Mo. St.	63	62	
287	H	Tennessee St.	66	56	
112	A	UT Martin	67	84	
302	A	Morehead St.	81	78	
111	H	Eastern Ill.	63	80	
254	A	Southern Ill.	57	74	
287	H	Longwood	86	77	
174	A	SIU Edwardsville	67	59	
340	H	Jacksonville St.	73	57	
243	H	Tennessee Tech	76	72	

Non-Div I Games:	Mid-Continent	103	48
------------------	---------------	-----	----

Murray St.

Loss, Non-Conf, S Site, H Home A Away N Neutral

Average RPI Win:	276	WON-LOST	WINNING	LAST 12	STRENGTH OF	OPP. STRENGTH	TEAM	ADJ.	CONF.	ADJ CONF.
Average RPI Loss:	159	RECORD	PCT. RANK	GAMES	SCHEDULE	OF SCHEDULE	RPI	RPI	RPI	RPI
DIV. I ONLY	10- 14	227	6- 6	314	265	272	272	28	28	
DIV. I NON-CONF.	3- 8	269	0- 0	214	105	281	281	25	25	
TOTALS	RPI 1-25	RPI 26-50	W-L RECORDS	RPI 51-100	RPI 101-150	RPI 150+				
10- 14	0- 1	0- 0	OVERALL	0- 3	1- 4	9- 6				
8- 3	0- 0	0- 0	HOME	0- 1	1- 1	7- 1				
2- 10	0- 1	0- 0	AWAY	0- 1	0- 3	2- 5				
0- 1	0- 0	0- 0	NEUTRAL	0- 1	0- 0	0- 0				
3- 8	0- 1	0- 0	NON-CONFERENCE	0- 2	1- 1	2- 4				
3- 1	0- 0	0- 0	HOME	0- 1	1- 0	2- 0				
0- 6	0- 1	0- 0	AWAY	0- 0	0- 1	0- 4				
0- 1	0- 0	0- 0	NEUTRAL	0- 1	0- 0	0- 0				
7- 6	0- 0	0- 0	CONFERENCE	0- 1	0- 3	7- 2				
5- 2	0- 0	0- 0	HOME	0- 0	0- 1	5- 1				
2- 4	0- 0	0- 0	AWAY	0- 1	0- 2	2- 1				
0- 0	0- 0	0- 0	NEUTRAL	0- 0	0- 0	0- 0				

RPI 1-25				RPI 26-50				RPI 51-100				RPI 101+ Team's RPI: 272			
RPI	S	Opponent	Score	RPI	S	Opponent	Score	RPI	S	Opponent	Score	RPI	S	Opponent	Score
15	A	Georgia Tech	57 74					67	A	Howard	57 65	108	H	Liberty	81 74
								68	N	Michigan St.	60 113	119	A	Charlotte	63 87
								84	H	UNC Wilmington	63 90	143	A	Coppin St.	63 85
												146	A	Florida A&M	63 68
												146	H	Florida A&M	68 70
												188	A	Old Dominion	58 71
												204	A	William & Mary	68 74
												215	H	Md.-East. Shore	53 50
												228	H	Clemson	76 66
												235	A	Iona	69 85
												248	H	South Carolina St.	68 71
												269	H	Siena	67 53
												279	A	Morgan St.	83 85
												283	A	Wofford	61 68
												295	H	Savannah St.	69 45
												318	A	Bethune-Cookman	63 60
												318	H	Bethune-Cookman	69 54
												328	H	Delaware St.	57 49
												341	A	N.C. Central	84 74
												341	H	N.C. Central	66 45
LAST 12 Division I GAMES:															
341	H	N.C. Central	66 45	215	H	Md.-East. Shore	53 50	143	A	Coppin St.	63 85				
295	H	Savannah St.	69 45	279	A	Morgan St.	83 85	67	A	Howard	57 65				
248	H	South Carolina St.	68 71	146	H	Florida A&M	68 70	318	H	Bethune-Cookman	69 54				
146	A	Florida A&M	63 68												
318	A	Bethune-Cookman	63 60												
328	H	Delaware St.	57 49												

Non-Div I Games: Virginia Union 103 61 Johnson C. Smith 71 61

N.C. A&T

Loss, Non-Conf, S Site, H Home A Away N Neutral

N.C. Central

Through Games Of Sunday, February 19, 2012

Average RPI Win:	295	WON-LOST	WINNING	LAST 12	STRENGTH OF	OPP. STRENGTH	TEAM	ADJ.	CONF.	ADJ CONF.
Average RPI Loss:	221	RECORD	PCT. RANK	GAMES	SCHEDULE	OF SCHEDULE	RPI	RPI	RPI	RPI
DIV. I ONLY	1- 23	339	1- 11	335	304	341	341	28	28	
DIV. I NON-CONF.	0- 11	337	0- 0	325	243	342	342	25	25	
TOTALS	RPI 1-25	RPI 26-50	W-L RECORDS	RPI 51-100	RPI 101-150	RPI 150+				
1- 23	0- 0	0- 1	OVERALL	0- 2	0- 3	1- 17				
1- 10	0- 0	0- 0	HOME	0- 0	0- 1	1- 9				
0- 13	0- 0	0- 1	AWAY	0- 2	0- 2	0- 8				
0- 0	0- 0	0- 0	NEUTRAL	0- 0	0- 0	0- 0				
0- 11	0- 0	0- 1	NON-CONFERENCE	0- 1	0- 0	0- 9				
0- 4	0- 0	0- 0	HOME	0- 0	0- 0	0- 4				
0- 7	0- 0	0- 1	AWAY	0- 1	0- 0	0- 5				
0- 0	0- 0	0- 0	NEUTRAL	0- 0	0- 0	0- 0				
1- 12	0- 0	0- 0	CONFERENCE	0- 1	0- 3	1- 8				
1- 6	0- 0	0- 0	HOME	0- 0	0- 1	1- 5				
0- 6	0- 0	0- 0	AWAY	0- 1	0- 2	0- 3				
0- 0	0- 0	0- 0	NEUTRAL	0- 0	0- 0	0- 0				

RPI 1-25			RPI 26-50			RPI 51-100			RPI 101+			Team's RPI: 341			
RPI	S	Opponent	Score	RPI	S	Opponent	Score	RPI	S	Opponent	Score	RPI	S	Opponent	Score
				40	A	West Virginia	24 97					143	A	Coppin St.	44 84
								67	A	Howard	26 67	146	A	Florida A&M	66 102
								79	A	North Carolina	42 79	146	H	Florida A&M	51 78
												196	H	Campbell	41 59
												200	A	Virginia Tech	52 70
												210	A	Winthrop	40 79
												215	H	Md.-East. Shore	46 54
												228	A	Clemson	48 68
												241	H	Western Caro.	49 62
												245	A	Presbyterian	48 64
												248	H	South Carolina St.	52 78
												272	A	N.C. A&T	45 66
												272	H	N.C. A&T	74 84
												279	A	Morgan St.	59 64
												283	A	Wofford	58 73
												284	H	UNC Greensboro	53 70
												295	H	Savannah St.	50 38
												318	A	Bethune-Cookman	61 63
												318	H	Bethune-Cookman	54 64
												325	H	Gardner-Webb	45 56
												328	H	Delaware St.	55 66
LAST 12 Division I GAMES:															
				272	A	N.C. A&T	45 66					328	H	Delaware St.	55 66
				248	H	South Carolina St.	52 78					279	A	Morgan St.	59 64
				295	H	Savannah St.	50 38					143	A	Coppin St.	44 84
				318	A	Bethune-Cookman	61 63					67	A	Howard	26 67
				146	A	Florida A&M	66 102					318	H	Bethune-Cookman	54 64
				215	H	Md.-East. Shore	46 54					146	H	Florida A&M	51 78

Non-Div I Games: Coker 65 64 Morris 66 58

N.C. Central

Loss, Non-Conf, S Site, H Home A Away N Neutral

Average RPI Win:	296	WON-LOST	WINNING	LAST 12	STRENGTH OF	OPP. STRENGTH	TEAM	ADJ.	CONF.	ADJ CONF.
Average RPI Loss:	224	RECORD	PCT. RANK	GAMES	SCHEDULE	OF SCHEDULE	RPI	RPI	RPI	RPI
DIV. I ONLY	11- 15	222	6- 6	341	337	320	320	33	33	
DIV. I NON-CONF.	6- 11	239	1- 2	330	304	316	316	33	33	
TOTALS	RPI 1-25	RPI 26-50	W-L RECORDS	RPI 51-100	RPI 101-150	RPI 150+				
11- 15	0- 0	0- 0	OVERALL	0- 1	0- 1	11- 13				
6- 6	0- 0	0- 0	HOME	0- 0	0- 0	6- 6				
5- 7	0- 0	0- 0	AWAY	0- 1	0- 1	5- 5				
0- 2	0- 0	0- 0	NEUTRAL	0- 0	0- 0	0- 2				
6- 11	0- 0	0- 0	NON-CONFERENCE	0- 1	0- 1	6- 9				
4- 4	0- 0	0- 0	HOME	0- 0	0- 0	4- 4				
2- 5	0- 0	0- 0	AWAY	0- 1	0- 1	2- 3				
0- 2	0- 0	0- 0	NEUTRAL	0- 0	0- 0	0- 2				
5- 4	0- 0	0- 0	CONFERENCE	0- 0	0- 0	5- 4				
2- 2	0- 0	0- 0	HOME	0- 0	0- 0	2- 2				
3- 2	0- 0	0- 0	AWAY	0- 0	0- 0	3- 2				
0- 0	0- 0	0- 0	NEUTRAL	0- 0	0- 0	0- 0				

RPI 1-25				RPI 26-50				RPI 51-100				RPI 101+				Team's RPI: 320		
RPI	S	Opponent	Score	RPI	S	Opponent	Score	RPI	S	Opponent	Score	RPI	S	Opponent	Score			
								67	A	Howard	31	58	125	A	Minnesota	47	71	
														187	N	New Hampshire	71	79
														189	H	Manhattan	66	75
														192	A	Lehigh	37	61
														201	H	Brown	70	66
														203	A	Navy	51	67
														209	N	Buffalo	53	66
														220	H	Fairleigh Dickinson	57	68
														236	A	North Dakota	42	68
														236	H	North Dakota	55	65
														240	A	Penn	52	48
														262	A	Tex.-Pan American	41	40
														262	H	Tex.-Pan American	61	52
														267	H	Rider	50	60
														287	A	Longwood	71	72
														297	A	Utah Valley	48	46
														297	H	Utah Valley	54	61
														308	H	Colgate	44	54
														322	H	Saint Peter's	66	59
														328	A	Delaware St.	65	49
														329	H	Bucknell	54	53
														332	A	Chicago St.	70	86
														334	H	Wagner	68	65
														342	A	Houston Baptist	69	52
														342	H	Houston Baptist	88	28
LAST 12 Division I GAMES:																		
342	H	Houston Baptist	88	28	236	H	North Dakota	55	65									
262	H	Tex.-Pan American	61	52	262	A	Tex.-Pan American	41	40									
236	A	North Dakota	42	68	342	A	Houston Baptist	69	52									
297	A	Utah Valley	48	46	287	A	Longwood	71	72									
332	A	Chicago St.	70	86	240	A	Penn	52	48									
297	H	Utah Valley	54	61	67	A	Howard	31	58									

Non-Div I Games:

NJIT

■ Loss,
 ■ Non-Conf,
 ■ S Site,
 ■ H Home
 ■ A Away
 N Neutral

Average RPI Win: 267	WON-LOST	WINNING	LAST 12	STRENGTH OF	OPP. STRENGTH	TEAM	ADJ.	CONF.	ADJ CONF.
Average RPI Loss: 155	RECORD	PCT. RANK	GAMES	SCHEDULE	OF SCHEDULE	RPI	RPI	RPI	RPI
DIV. I ONLY	14- 12	145	7- 5	251	309	203	203	29	29
DIV. I NON-CONF.	7- 7	161	0- 0	233	300	224	224	29	29
TOTALS	RPI 1-25	RPI 26-50	W-L RECORDS	RPI 51-100	RPI 101-150	RPI 150+			
14- 12	0- 0	1- 1	OVERALL	0- 2	0- 2	13- 7			
9- 5	0- 0	1- 1	HOME	0- 0	0- 1	8- 3			
5- 6	0- 0	0- 0	AWAY	0- 1	0- 1	5- 4			
0- 1	0- 0	0- 0	NEUTRAL	0- 1	0- 0	0- 0			
7- 7	0- 0	1- 1	NON-CONFERENCE	0- 2	0- 0	6- 4			
6- 2	0- 0	1- 1	HOME	0- 0	0- 0	5- 1			
1- 4	0- 0	0- 0	AWAY	0- 1	0- 0	1- 3			
0- 1	0- 0	0- 0	NEUTRAL	0- 1	0- 0	0- 0			
7- 5	0- 0	0- 0	CONFERENCE	0- 0	0- 2	7- 3			
3- 3	0- 0	0- 0	HOME	0- 0	0- 1	3- 2			
4- 2	0- 0	0- 0	AWAY	0- 0	0- 1	4- 1			
0- 0	0- 0	0- 0	NEUTRAL	0- 0	0- 0	0- 0			

RPI S	Opponent	Score	RPI S	Opponent	Score	RPI S	Opponent	Score	RPI S	Opponent	Score	Team's RPI: 203
28	H Princeton	65 52	67	A Howard	50 60	123	A American	44 49				
47	H Richmond	39 56	77	N Boston U.	46 48	123	H American	52 55				
						153	H UMBC	46 54				
						161	A Holy Cross	73 56				
						161	H Holy Cross	38 55				
						180	A Loyola Maryland	38 42				
						192	H Lehigh	46 50				
						204	A William & Mary	61 58				
						213	A Mt. St. Mary's	45 52				
						216	A Fordham	43 47				
						264	A Army	57 50				
						264	H Army	58 56				
						269	H Siena	61 50				
						306	A Lafayette	60 55				
						306	H Lafayette	63 47				
						308	A Colgate	60 62				
						308	H Colgate	61 52				
						314	H Air Force	71 59				
						317	H Maine	73 56				
						320	H NJIT	67 51				
						329	A Bucknell	50 49				
						342	H Houston Baptist	67 31				
LAST 12 Division I GAMES:												
308	A Colgate	60 62	192	H Lehigh	46 50							
123	H American	52 55	308	H Colgate	61 52							
264	A Army	57 50	123	A American	44 49							
161	A Holy Cross	73 56	264	H Army	58 56							
306	H Lafayette	63 47	161	H Holy Cross	38 55							
329	A Bucknell	50 49	306	A Lafayette	60 55							

Non-Div I Games:

Navy

Nebraska

Average RPI Win: 144		WON-LOST	WINNING	LAST 12	STRENGTH OF	OPP. STRENGTH	TEAM	ADJ.	CONF.	ADJ CONF.
Average RPI Loss: 52		RECORD	PCT. RANK	GAMES	SCHEDULE	OF SCHEDULE	RPI	RPI	RPI	RPI
DIV. I ONLY		20- 6	28	7- 5	101	41	42	42	5	5
DIV. I NON-CONF.		11- 1	10	0- 0	219	90	36	36	4	4
TOTALS		RPI 1-25	RPI 26-50	W-L RECORDS		RPI 51-100	RPI 101-150	RPI 150+		
20- 6	1- 3	4- 1		OVERALL		4- 1	4- 1	7- 0		
12- 3	0- 1	2- 1		HOME		2- 1	2- 0	6- 0		
8- 3	1- 2	2- 0		AWAY		2- 0	2- 1	1- 0		
0- 0	0- 0	0- 0		NEUTRAL		0- 0	0- 0	0- 0		
11- 1	0- 1	1- 0		NON-CONFERENCE		3- 0	1- 0	6- 0		
8- 0	0- 0	1- 0		HOME		2- 0	0- 0	5- 0		
3- 1	0- 1	0- 0		AWAY		1- 0	1- 0	1- 0		
0- 0	0- 0	0- 0		NEUTRAL		0- 0	0- 0	0- 0		
9- 5	1- 2	3- 1		CONFERENCE		1- 1	3- 1	1- 0		
4- 3	0- 1	1- 1		HOME		0- 1	2- 0	1- 0		
5- 2	1- 1	2- 0		AWAY		1- 0	1- 1	0- 0		
0- 0	0- 0	0- 0		NEUTRAL		0- 0	0- 0	0- 0		

RPI	S	Opponent	Score	RPI	S	Opponent	Score	Team's RPI: 42	RPI	S	Opponent	Score	RPI	S	Opponent	Score
15	A	Georgia Tech	57 73	30	A	Purdue	93 89		65	H	South Dakota St.	80 71	125	A	Minnesota	58 64
19	A	Ohio St.	68 82	36	H	Southern California	68 50		75	A	Florida St.	66 63	125	H	Minnesota	64 49
24	A	Penn St.	71 63	37	H	Michigan	52 63		92	H	Northwestern	51 63	141	A	Wisconsin	75 69
24	H	Penn St.	73 93	41	A	Iowa	77 72		96	H	Creighton	66 55	141	H	Wisconsin	68 59
				41	H	Iowa	60 53		97	A	Illinois	67 47	146	A	Florida A&M	72 64
													157	H	Mississippi Val.	99 53
													199	H	Indiana	62 48
													262	H	Tex.-Pan American	65 27
													271	H	Vermont	94 41
													295	H	Savannah St.	70 50
													301	A	Northern Ariz.	97 88
													331	H	Ark.-Pine Bluff	95 43
LAST 12 Division I GAMES:																
141	H	Wisconsin	68 59	41	H	Iowa	60 53		125	H	Minnesota	64 49				
92	H	Northwestern	51 63	19	A	Ohio St.	68 82		24	H	Penn St.	73 93				
125	A	Minnesota	58 64	141	A	Wisconsin	75 69		41	A	Iowa	77 72				
37	H	Michigan	52 63													
30	A	Purdue	93 89													
97	A	Illinois	67 47													

Non-Div I Games:

Nebraska

■ Loss,
■ Non-Conf,
■ S Site,
■ H Home
■ A Away
N Neutral

Nevada

Average RPI Win: **243**
 Average RPI Loss: **168**

WON-LOST
 RECORD

WINNING
 PCT. RANK

LAST 12
 GAMES

Through Games Of Sunday, February 19, 2012

STRENGTH OF
 SCHEDULE

OPP. STRENGTH
 OF SCHEDULE

TEAM
 RPI

ADJ.
 RPI

CONF.
 RPI

ADJ CONF.
 RPI

DIV. I ONLY	5- 19	305	3- 9	150	247	294	294	25	25
DIV. I NON-CONF.	3- 11	289	1- 1	135	233	282	282	24	24
TOTALS	RPI 1-25	RPI 26-50	W-L RECORDS	RPI 51-100	RPI 101-150	RPI 150+			
5- 19	0- 1	0- 1	OVERALL	0- 2	1- 6	4- 9			
3- 9	0- 1	0- 0	HOME	0- 1	1- 5	2- 2			
2- 8	0- 0	0- 1	AWAY	0- 1	0- 1	2- 5			
0- 2	0- 0	0- 0	NEUTRAL	0- 0	0- 0	0- 2			
3- 11	0- 1	0- 1	NON-CONFERENCE	0- 0	1- 4	2- 5			
2- 5	0- 1	0- 0	HOME	0- 0	1- 4	1- 0			
1- 4	0- 0	0- 1	AWAY	0- 0	0- 0	1- 3			
0- 2	0- 0	0- 0	NEUTRAL	0- 0	0- 0	0- 2			
2- 8	0- 0	0- 0	CONFERENCE	0- 2	0- 2	2- 4			
1- 4	0- 0	0- 0	HOME	0- 1	0- 1	1- 2			
1- 4	0- 0	0- 0	AWAY	0- 1	0- 1	1- 2			
0- 0	0- 0	0- 0	NEUTRAL	0- 0	0- 0	0- 0			

RPI 1-25				RPI 26-50				RPI 51-100				RPI 101+				Team's RPI: 294	
RPI	S	Opponent	Score	RPI	S	Opponent	Score	RPI	S	Opponent	Score	RPI	S	Opponent	Score		
24	H	Penn St.	65 103	45	A	BYU	53 84	58	A	Fresno St.	67 85	118	H	Pacific	70 75		
								58	H	Fresno St.	67 85	120	H	UNLV	63 74		
												121	H	Oregon	76 74		
												122	H	Mississippi St.	63 67		
												131	H	LIU Brooklyn	51 67		
												136	A	Utah St.	69 91		
												136	H	Utah St.	72 84		
												190	A	Louisiana Tech	63 77		
												197	A	Portland St.	73 80		
												202	H	Butler	71 69		
												229	N	Binghamton	52 58		
												246	N	North Dakota St.	47 67		
												247	H	Hawaii	63 72		
												250	A	Long Beach St.	58 61		
												280	A	Cal St. Fullerton	74 76		
												281	H	San Jose St.	79 86		
												292	A	CSU Bakersfield	85 76		
												299	A	Idaho	76 70		
												299	H	Idaho	64 60		
												326	A	New Mexico St.	50 70		
LAST 12 Division I GAMES:																	
299	H	Idaho	64 60	247	H	Hawaii	63 72										
136	H	Utah St.	72 84	299	A	Idaho	76 70										
58	H	Fresno St.	67 85	136	A	Utah St.	69 91										
326	A	New Mexico St.	50 70	58	A	Fresno St.	67 85										
190	A	Louisiana Tech	63 77	292	A	CSU Bakersfield	85 76										
281	H	San Jose St.	79 86	120	H	UNLV	63 74										

Non-Div I Games: Saint Martin's 91 74

Nevada

Loss, Non-Conf, S Site, H Home A Away N Neutral

New Hampshire

Through Games Of Sunday, February 19, 2012

Average RPI Win:	258	WON-LOST	WINNING	LAST 12	STRENGTH OF	OPP. STRENGTH	TEAM	ADJ.	CONF.	ADJ CONF.
Average RPI Loss:	126	RECORD	PCT. RANK	GAMES	SCHEDULE	OF SCHEDULE	RPI	RPI	RPI	RPI
DIV. I ONLY	14- 12	145	6- 6	284	193	187	187	15	15	
DIV. I NON-CONF.	7- 5	122	0- 0	326	229	209	209	14	14	
TOTALS	RPI 1-25	RPI 26-50	W-L RECORDS	RPI 51-100	RPI 101-150	RPI 150+				
14- 12	0- 0	0- 1	OVERALL	1- 5	0- 1	13- 5				
5- 6	0- 0	0- 0	HOME	1- 2	0- 1	4- 3				
8- 6	0- 0	0- 1	AWAY	0- 3	0- 0	8- 2				
1- 0	0- 0	0- 0	NEUTRAL	0- 0	0- 0	1- 0				
7- 5	0- 0	0- 1	NON-CONFERENCE	0- 0	0- 1	7- 3				
1- 3	0- 0	0- 0	HOME	0- 0	0- 1	1- 2				
5- 2	0- 0	0- 1	AWAY	0- 0	0- 0	5- 1				
1- 0	0- 0	0- 0	NEUTRAL	0- 0	0- 0	1- 0				
7- 7	0- 0	0- 0	CONFERENCE	1- 5	0- 0	6- 2				
4- 3	0- 0	0- 0	HOME	1- 2	0- 0	3- 1				
3- 4	0- 0	0- 0	AWAY	0- 3	0- 0	3- 1				
0- 0	0- 0	0- 0	NEUTRAL	0- 0	0- 0	0- 0				

RPI S	Opponent	Score	RPI S	Opponent	Score	RPI S	Opponent	Score	RPI S	Opponent	Score	Team's RPI: 187
39	A Iowa St.	57 71	77	A Boston U.	39 79	140	H Harvard	62 69				
			77	H Boston U.	52 63	153	A UMBC	65 67				
			81	A Hartford	46 64	153	H UMBC	75 68				
			81	H Hartford	64 45	161	H Holy Cross	50 61				
			87	A Albany (NY)	59 68	170	H Seton Hall	38 61				
			87	H Albany (NY)	44 60	189	H Manhattan	57 42				
						201	A Brown	62 57				
						205	A Central Conn. St.	44 83				
						229	H Binghamton	55 64				
						249	A Cornell	63 62				
						271	A Vermont	69 63				
						271	H Vermont	58 48				
						273	A Dartmouth	58 53				
						315	A Stony Brook	63 46				
						315	H Stony Brook	63 53				
						316	A Rhode Island	52 33				
						317	A Maine	66 50				
						320	N NJIT	79 71				
						334	A Wagner	73 72				
LAST 12 Division I GAMES:												
315	A Stony Brook	63 46	317	A Maine	66 50							
77	H Boston U.	52 63	229	H Binghamton	55 64							
271	H Vermont	58 48	77	A Boston U.	39 79							
87	A Albany (NY)	59 68	315	H Stony Brook	63 53							
81	A Hartford	46 64	271	A Vermont	69 63							
153	H UMBC	75 68	87	H Albany (NY)	44 60							

Non-Div I Games:

New Hampshire

Loss, Non-Conf, S Site, H Home A Away N Neutral

New Mexico

Through Games Of Sunday, February 19, 2012

Average RPI Win:	309	WON-LOST	WINNING	LAST 12	STRENGTH OF	OPP. STRENGTH	TEAM	ADJ.	CONF.	ADJ CONF.
Average RPI Loss:	148	RECORD	PCT. RANK	GAMES	SCHEDULE	OF SCHEDULE	RPI	RPI	RPI	RPI
DIV. I ONLY	7- 17	274	3- 9	259	231	293	293	23	23	
DIV. I NON-CONF.	5- 8	221	1- 0	306	196	300	300	23	23	
TOTALS	RPI 1-25	RPI 26-50	W-L RECORDS	RPI 51-100	RPI 101-150	RPI 150+				
7- 17	0- 1	0- 1	OVERALL	0- 1	0- 7	7- 7				
4- 9	0- 1	0- 0	HOME	0- 1	0- 4	4- 3				
3- 8	0- 0	0- 1	AWAY	0- 0	0- 3	3- 4				
0- 0	0- 0	0- 0	NEUTRAL	0- 0	0- 0	0- 0				
5- 8	0- 1	0- 1	NON-CONFERENCE	0- 1	0- 3	5- 2				
3- 5	0- 1	0- 0	HOME	0- 1	0- 2	3- 1				
2- 3	0- 0	0- 1	AWAY	0- 0	0- 1	2- 1				
0- 0	0- 0	0- 0	NEUTRAL	0- 0	0- 0	0- 0				
2- 9	0- 0	0- 0	CONFERENCE	0- 0	0- 4	2- 5				
1- 4	0- 0	0- 0	HOME	0- 0	0- 2	1- 2				
1- 5	0- 0	0- 0	AWAY	0- 0	0- 2	1- 3				
0- 0	0- 0	0- 0	NEUTRAL	0- 0	0- 0	0- 0				

RPI 1-25				RPI 26-50				RPI 51-100				RPI 101+ Team's RPI: 293			
RPI	S	Opponent	Score	RPI	S	Opponent	Score	RPI	S	Opponent	Score	RPI	S	Opponent	Score
18	H	Oklahoma	56 58	50	A	Texas Tech	43 69	56	H	UTEP	43 53	103	A	San Diego St.	47 77
												103	H	San Diego St.	44 57
												120	A	UNLV	60 65
												120	H	UNLV	50 64
												127	H	Pepperdine	56 59
												133	H	Northern Colo.	54 61
												148	A	Arizona	50 59
												176	A	Colorado St.	54 61
												178	A	TCU	56 63
												185	A	North Texas	50 63
												232	A	Wyoming	60 57
												232	H	Wyoming	50 52
												252	A	Boise St.	46 65
												252	H	Boise St.	64 68
												255	H	Loyola Marymount	54 57
												302	H	Morehead St.	69 52
												314	H	Air Force	67 44
												319	H	Houston	70 44
												326	A	New Mexico St.	59 58
												326	H	New Mexico St.	54 53
												342	A	Houston Baptist	65 38
LAST 12 Division I GAMES:															
120	A	UNLV	60 65	176	A	Colorado St.	54 61								
103	H	San Diego St.	44 57	120	H	UNLV	50 64								
232	A	Wyoming	60 57	103	A	San Diego St.	47 77								
252	H	Boise St.	64 68	232	H	Wyoming	50 52								
314	H	Air Force	67 44	252	A	Boise St.	46 65								
178	A	TCU	56 63	319	H	Houston	70 44								

Non-Div I Games: Eastern N.M. 54 33

New Mexico

■ Loss,
 ■ Non-Conf, S Site,
 ■ Home
 ■ Away
 N Neutral

Average RPI Win:	284	WON-LOST	WINNING	LAST 12	STRENGTH OF	OPP. STRENGTH	TEAM	ADJ.	CONF.	ADJ CONF.
Average RPI Loss:	191	RECORD	PCT. RANK	GAMES	SCHEDULE	OF SCHEDULE	RPI	RPI	RPI	RPI
DIV. I ONLY	5- 20	306	3- 9	269	281	326	326	25	25	
DIV. I NON-CONF.	2- 12	313	0- 1	213	308	314	314	24	24	
TOTALS	RPI 1-25	RPI 26-50	W-L RECORDS	RPI 51-100	RPI 101-150	RPI 150+				
5- 20	0- 0	0- 0	OVERALL	0- 4	0- 4	5- 12				
4- 11	0- 0	0- 0	HOME	0- 3	0- 2	4- 6				
1- 9	0- 0	0- 0	AWAY	0- 1	0- 2	1- 6				
0- 0	0- 0	0- 0	NEUTRAL	0- 0	0- 0	0- 0				
2- 12	0- 0	0- 0	NON-CONFERENCE	0- 3	0- 2	2- 7				
1- 7	0- 0	0- 0	HOME	0- 2	0- 1	1- 4				
1- 5	0- 0	0- 0	AWAY	0- 1	0- 1	1- 3				
0- 0	0- 0	0- 0	NEUTRAL	0- 0	0- 0	0- 0				
3- 8	0- 0	0- 0	CONFERENCE	0- 1	0- 2	3- 5				
3- 4	0- 0	0- 0	HOME	0- 1	0- 1	3- 2				
0- 4	0- 0	0- 0	AWAY	0- 0	0- 1	0- 3				
0- 0	0- 0	0- 0	NEUTRAL	0- 0	0- 0	0- 0				

RPI 1-25			RPI 26-50			RPI 51-100			RPI 101+			Team's RPI: 326
RPI	S	Opponent	Score	RPI	S	Opponent	Score	RPI	S	Opponent	Score	
								56	A	UTEP	27	63
								56	H	UTEP	72	76
								58	H	Fresno St.	54	79
								73	H	Idaho St.	42	59

Non-Div I Games: Shaw

61 53

New Mexico St.

Niagara

Through Games Of Sunday, February 19, 2012

Average RPI Win: 259	WON-LOST	WINNING	LAST 12	STRENGTH OF	OPP. STRENGTH	TEAM	ADJ.	CONF.	ADJ CONF.
Average RPI Loss: 158	RECORD	PCT. RANK	GAMES	SCHEDULE	OF SCHEDULE	RPI	RPI	RPI	RPI
DIV. I ONLY	10- 18	256	5- 7	190	260	237	237	22	22
DIV. I NON-CONF.	3- 9	275	0- 0	167	273	274	274	21	21
TOTALS	RPI 1-25	RPI 26-50	W-L RECORDS	RPI 51-100	RPI 101-150	RPI 150+			
10- 18	0- 1	0- 2	OVERALL	0- 1	0- 5	10- 9			
4- 7	0- 0	0- 1	HOME	0- 0	0- 1	4- 5			
6- 9	0- 1	0- 0	AWAY	0- 1	0- 1	6- 2			
0- 2	0- 0	0- 0	NEUTRAL	0- 0	0- 2	0- 0			
3- 9	0- 1	0- 0	NON-CONFERENCE	0- 1	0- 3	3- 4			
2- 2	0- 0	0- 0	HOME	0- 0	0- 0	2- 2			
1- 5	0- 1	0- 0	AWAY	0- 1	0- 1	1- 2			
0- 2	0- 0	0- 0	NEUTRAL	0- 0	0- 2	0- 0			
7- 9	0- 0	0- 2	CONFERENCE	0- 0	0- 2	7- 5			
2- 5	0- 0	0- 1	HOME	0- 0	0- 1	2- 3			
5- 4	0- 0	0- 1	AWAY	0- 0	0- 1	5- 2			
0- 0	0- 0	0- 0	NEUTRAL	0- 0	0- 0	0- 0			

RPI 1-25				RPI 26-50				RPI 51-100				RPI 101+ Team's RPI: 237			
RPI	S	Opponent	Score	RPI	S	Opponent	Score	RPI	S	Opponent	Score	RPI	S	Opponent	Score
16	A	St. Bonaventure	49 63	44	A	Marist	44 63	87	A	Albany (NY)	42 55	105	A	Syracuse	30 81
				44	H	Marist	77 79					109	A	Fairfield	46 57
												109	H	Fairfield	50 56
												113	N	Stetson	52 67
												149	N	Bradley	43 68
												180	A	Loyola Maryland	57 54
												180	H	Loyola Maryland	48 68
												189	A	Manhattan	61 55
												206	A	Canisius	66 60
												206	H	Canisius	57 58
												209	H	Buffalo	54 65
												210	A	Winthrop	47 82
												229	H	Binghamton	64 53
												235	A	Iona	68 55
												235	H	Iona	61 71
												240	H	Penn	41 55
												260	A	Ohio	40 50
												267	A	Rider	53 60
												267	H	Rider	69 53
												269	A	Siena	49 62
												308	A	Colgate	61 60
												322	A	Saint Peter's	54 52
												322	H	Saint Peter's	61 52
												329	H	Bucknell	61 55
LAST 12 Division I GAMES:															
				44	H	Marist	77 79	180	H	Loyola Maryland	48 68				
				109	H	Fairfield	50 56	267	H	Rider	69 53				
				235	A	Iona	68 55	109	A	Fairfield	46 57				
				189	A	Manhattan	61 55	206	A	Canisius	66 60				
				206	H	Canisius	57 58	44	A	Marist	44 63				
				322	A	Saint Peter's	54 52	269	A	Siena	49 62				

Non-Div I Games:

Niagara

■ Loss,
 ■ Non-Conf,
 ■ S Site,
 ■ H Home
 ■ A Away
 N Neutral

Average RPI Win:	258	WON-LOST	WINNING	LAST 12	STRENGTH OF	OPP. STRENGTH	TEAM	ADJ.	CONF.	ADJ CONF.
Average RPI Loss:	180	RECORD	PCT. RANK	GAMES	SCHEDULE	OF SCHEDULE	RPI	RPI	RPI	RPI
DIV. I ONLY	12- 11	157	7- 5	307	298	214	214	24	24	
DIV. I NON-CONF.	5- 6	191	0- 0	322	293	255	255	26	26	
TOTALS	RPI 1-25	RPI 26-50	W-L RECORDS	RPI 51-100	RPI 101-150	RPI 150+				
12- 11	0- 0	0- 0	OVERALL	0- 1	1- 3	11- 7				
7- 2	0- 0	0- 0	HOME	0- 1	1- 0	6- 1				
4- 8	0- 0	0- 0	AWAY	0- 0	0- 3	4- 5				
1- 1	0- 0	0- 0	NEUTRAL	0- 0	0- 0	1- 1				
5- 6	0- 0	0- 0	NON-CONFERENCE	0- 0	1- 2	4- 4				
2- 1	0- 0	0- 0	HOME	0- 0	1- 0	1- 1				
2- 4	0- 0	0- 0	AWAY	0- 0	0- 2	2- 2				
1- 1	0- 0	0- 0	NEUTRAL	0- 0	0- 0	1- 1				
7- 5	0- 0	0- 0	CONFERENCE	0- 1	0- 1	7- 3				
5- 1	0- 0	0- 0	HOME	0- 1	0- 0	5- 0				
2- 4	0- 0	0- 0	AWAY	0- 0	0- 1	2- 3				
0- 0	0- 0	0- 0	NEUTRAL	0- 0	0- 0	0- 0				

RPI 1-25			RPI 26-50			RPI 51-100			RPI 101+			Team's RPI: 214
RPI	S	Opponent	Score	RPI	S	Opponent	Score	RPI	S	Opponent	Score	
						70 H Central Ark.	59 66	107 A McNeese St.			53 68	
								121 A Oregon			76 95	
								135 A UALR			48 62	
								146 H Florida A&M			77 69	
								155 H Stephen F. Austin			64 63	
								159 A Lamar			52 70	
								159 H Lamar			70 64	
								167 A Alabama			51 72	
								168 A Sam Houston St.			46 67	
								185 H North Texas			67 64	
								219 N UC Irvine			48 62	
								224 A La.-Monroe			68 78	
								226 A Texas St.			83 74	
								290 H Alabama St.			57 61	
								300 H UTSA			68 62	
								304 H Texas-Arlington			78 59	
								310 A La.-Lafayette			72 64	
								313 H Southeastern La.			88 79	
								323 A A&M-Corpus Christi			63 70	
								327 A Northwestern St.			83 69	
								333 N Weber St.			83 56	
								339 A Texas Southern			69 48	
LAST 12 Division I GAMES:												
300 H UTSA			68 62	107 A McNeese St.			53 68					
159 A Lamar			52 70	313 H Southeastern La.			88 79					
155 H Stephen F. Austin			64 63	70 H Central Ark.			59 66					
226 A Texas St.			83 74	168 A Sam Houston St.			46 67					
323 A A&M-Corpus Christi			63 70	327 A Northwestern St.			83 69					
159 H Lamar			70 64	304 H Texas-Arlington			78 59					

Non-Div I Games: Southern-N.O. 72 52 Belhaven 78 60

Nicholls St.

■ Loss,
 ■ Non-Conf,
 ■ S Site,
 ■ H Home
 ■ A Away
 N Neutral

Average RPI Win: 286		WON-LOST	WINNING	LAST 12	STRENGTH OF	OPP. STRENGTH	TEAM	ADJ.	CONF.	ADJ CONF.
Average RPI Loss: 158		RECORD	PCT. RANK	GAMES	SCHEDULE	OF SCHEDULE	RPI	RPI	RPI	RPI
DIV. I ONLY		8- 14	248	5- 7	282	282	276	276	28	28
DIV. I NON-CONF.		3- 6	240	1- 0	221	311	248	248	25	25
TOTALS		RPI 1-25	RPI 26-50	W-L RECORDS		RPI 51-100	RPI 101-150	RPI 150+		
8- 14	0- 1		0- 0	OVERALL		0- 4	0- 2	8- 7		
4- 7	0- 0		0- 0	HOME		0- 2	0- 1	4- 4		
4- 6	0- 0		0- 0	AWAY		0- 2	0- 1	4- 3		
0- 1	0- 1		0- 0	NEUTRAL		0- 0	0- 0	0- 0		
3- 6	0- 1		0- 0	NON-CONFERENCE		0- 1	0- 0	3- 4		
1- 2	0- 0		0- 0	HOME		0- 0	0- 0	1- 2		
2- 3	0- 0		0- 0	AWAY		0- 1	0- 0	2- 2		
0- 1	0- 1		0- 0	NEUTRAL		0- 0	0- 0	0- 0		
5- 8	0- 0		0- 0	CONFERENCE		0- 3	0- 2	5- 3		
3- 5	0- 0		0- 0	HOME		0- 2	0- 1	3- 2		
2- 3	0- 0		0- 0	AWAY		0- 1	0- 1	2- 1		
0- 0	0- 0		0- 0	NEUTRAL		0- 0	0- 0	0- 0		

RPI 1-25			
RPI	S	Opponent	Score
16	N	St. Bonaventure	44 58

RPI 26-50			
RPI	S	Opponent	Score

RPI 51-100			
RPI	S	Opponent	Score
67	H	Howard	50 73
78	A	Hampton	43 92
78	H	Hampton	46 68
99	A	VCU	59 79

RPI 101+			
RPI	S	Opponent	Score
143	A	Coppin St.	62 67
143	H	Coppin St.	58 61
165	A	Monmouth	62 69
191	H	George Mason	60 57
198	H	Radford	68 80
204	H	William & Mary	76 79
215	A	Md.-East. Shore	58 62
215	H	Md.-East. Shore	61 58
248	H	South Carolina St.	69 75
279	A	Morgan St.	76 75
279	H	Morgan St.	68 75
283	A	Wofford	45 50
295	H	Savannah St.	54 49
309	A	S.C. Upstate	94 81
328	A	Delaware St.	84 66
328	H	Delaware St.	78 73
339	A	Texas Southern	80 58

Team's RPI: 276			
-----------------	--	--	--

LAST 12 Division I GAMES:			
328	H	Delaware St.	78 73
78	H	Hampton	46 68
215	A	Md.-East. Shore	58 62
328	A	Delaware St.	84 66
143	H	Coppin St.	58 61
279	H	Morgan St.	68 75
78	A	Hampton	43 92
143	A	Coppin St.	62 67
279	A	Morgan St.	76 75
67	H	Howard	50 73
215	H	Md.-East. Shore	61 58
191	H	George Mason	60 57

Non-Div I Games:	Virginia Union	76	58	Chowan	60	43
------------------	----------------	----	----	--------	----	----

Norfolk St.

Loss, Non-Conf, S Site, H Home A Away N Neutral

North Carolina

Through Games Of Sunday, February 19, 2012

Average RPI Win:	200	WON-LOST	WINNING	LAST 12	STRENGTH OF	OPP. STRENGTH	TEAM	ADJ.	CONF.	ADJ CONF.
Average RPI Loss:	41	RECORD	PCT. RANK	GAMES	SCHEDULE	OF SCHEDULE	RPI	RPI	RPI	RPI
DIV. I ONLY	19- 8	63	7- 5	133	71	79	79	6	6	
DIV. I NON-CONF.	10- 3	49	0- 1	328	216	161	161	6	6	
TOTALS	RPI 1-25	RPI 26-50	W-L RECORDS	RPI 51-100	RPI 101-150	RPI 150+				
19- 8	1- 6	0- 1	OVERALL	6- 0	0- 0	12- 1				
13- 3	1- 2	0- 0	HOME	2- 0	0- 0	10- 1				
5- 4	0- 4	0- 0	AWAY	4- 0	0- 0	1- 0				
1- 1	0- 0	0- 1	NEUTRAL	0- 0	0- 0	1- 0				
10- 3	0- 2	0- 1	NON-CONFERENCE	0- 0	0- 0	10- 0				
9- 0	0- 0	0- 0	HOME	0- 0	0- 0	9- 0				
0- 2	0- 2	0- 0	AWAY	0- 0	0- 0	0- 0				
1- 1	0- 0	0- 1	NEUTRAL	0- 0	0- 0	1- 0				
9- 5	1- 4	0- 0	CONFERENCE	6- 0	0- 0	2- 1				
4- 3	1- 2	0- 0	HOME	2- 0	0- 0	1- 1				
5- 2	0- 2	0- 0	AWAY	4- 0	0- 0	1- 0				
0- 0	0- 0	0- 0	NEUTRAL	0- 0	0- 0	0- 0				

RPI 1-25				RPI 26-50				RPI 51-100				RPI 101+			
RPI	S	Opponent	Score	RPI	S	Opponent	Score	RPI	S	Opponent	Score	RPI	S	Opponent	Score
2	A	Connecticut	35 86	33	N	South Carolina	48 79	51	A	Virginia	78 73	194	H	Boston College	77 46
8	H	Maryland	72 78					51	H	Virginia	64 56	200	A	Virginia Tech	56 37
9	A	Miami (FL)	37 61					75	A	Florida St.	71 66	228	H	Clemson	47 52
9	H	Miami (FL)	65 63					89	A	Wake Forest	75 71	245	H	Presbyterian	61 38
10	A	Duke	56 96					95	A	North Carolina St.	60 50	251	H	Kennesaw St.	76 62
15	H	Georgia Tech	54 56					95	H	North Carolina St.	68 59	261	N	East Carolina	65 61
24	A	Penn St.	84 103									284	H	UNC Greensboro	91 35
												289	H	East Tenn. St.	93 77
												295	H	Savannah St.	74 21
												309	H	S.C. Upstate	91 34
												325	H	Gardner-Webb	109 44
												335	H	Lipscomb	95 53
												341	H	N.C. Central	79 42
LAST 12 Division I GAMES:															
95	H	North Carolina St.	68 59	89	A	Wake Forest	75 71								
75	A	Florida St.	71 66	194	H	Boston College	77 46								
15	H	Georgia Tech	54 56	95	A	North Carolina St.	60 50								
9	A	Miami (FL)	37 61	200	A	Virginia Tech	56 37								
10	A	Duke	56 96	2	A	Connecticut	35 86								
51	H	Virginia	64 56	228	H	Clemson	47 52								

Non-Div I Games:

North Carolina

■ Loss,
■ Non-Conf, S Site,
■ Home
■ Away
N Neutral

Average RPI Win:	177	WON-LOST	WINNING	LAST 12	STRENGTH OF	OPP. STRENGTH	TEAM	ADJ.	CONF.	ADJ CONF.
Average RPI Loss:	51	RECORD	PCT. RANK	GAMES	SCHEDULE	OF SCHEDULE	RPI	RPI	RPI	RPI
DIV. I ONLY	15- 13	153	5- 7	43	69	95	95	6	6	
DIV. I NON-CONF.	11- 3	45	1- 0	83	140	47	47	6	6	
TOTALS	RPI 1-25	RPI 26-50	W-L RECORDS	RPI 51-100	RPI 101-150	RPI 150+				
15- 13	1- 5	1- 1	OVERALL	3- 7	0- 0	10- 0				
8- 7	1- 2	1- 1	HOME	1- 4	0- 0	5- 0				
5- 6	0- 3	0- 0	AWAY	1- 3	0- 0	4- 0				
2- 0	0- 0	0- 0	NEUTRAL	1- 0	0- 0	1- 0				
11- 3	1- 0	1- 1	NON-CONFERENCE	2- 2	0- 0	7- 0				
7- 1	1- 0	1- 1	HOME	1- 0	0- 0	4- 0				
2- 2	0- 0	0- 0	AWAY	0- 2	0- 0	2- 0				
2- 0	0- 0	0- 0	NEUTRAL	1- 0	0- 0	1- 0				
4- 10	0- 5	0- 0	CONFERENCE	1- 5	0- 0	3- 0				
1- 6	0- 2	0- 0	HOME	0- 4	0- 0	1- 0				
3- 4	0- 3	0- 0	AWAY	1- 1	0- 0	2- 0				
0- 0	0- 0	0- 0	NEUTRAL	0- 0	0- 0	0- 0				

RPI 1-25				RPI 26-50				RPI 51-100 Team's RPI: 95				RPI 101+			
RPI	S	Opponent	Score	RPI	S	Opponent	Score	RPI	S	Opponent	Score	RPI	S	Opponent	Score
9	A	Miami (FL)	68 78	33	H	South Carolina	55 53	51	H	Virginia	47 55	167	H	Alabama	79 57
9	H	Miami (FL)	61 73	47	H	Richmond	58 72	66	N	Fla. Gulf Coast	69 64	178	A	TCU	85 79
10	A	Duke	59 83					75	H	Florida St.	64 67	194	H	Boston College	80 57
15	A	Georgia Tech	68 75					79	A	North Carolina	59 68	200	A	Virginia Tech	65 53
15	H	Georgia Tech	66 76					79	H	North Carolina	50 60	228	A	Clemson	62 46
23	H	Vanderbilt	66 59					84	H	UNC Wilmington	83 64	247	A	Hawaii	84 54
								89	A	Wake Forest	75 66	265	N	Alcorn St.	85 70
								89	H	Wake Forest	57 70	277	H	Jacksonville	80 42
								92	A	Northwestern	59 76	287	H	Longwood	74 45
								96	A	Creighton	67 74	321	H	Southeast Mo. St.	66 29
LAST 12 Division I GAMES:															
79	A	North Carolina	59 68	200	A	Virginia Tech	65 53								
9	H	Miami (FL)	61 73	75	H	Florida St.	64 67								
89	H	Wake Forest	57 70	79	H	North Carolina	50 60								
287	H	Longwood	74 45	228	A	Clemson	62 46								
51	H	Virginia	47 55	89	A	Wake Forest	75 66								
15	A	Georgia Tech	68 75	194	H	Boston College	80 57								

Non-Div I Games:

North Carolina St.

■ Loss,
 ■ Non-Conf, S Site,
 ■ Home
 ■ Away
 N Neutral

Average RPI Win: 268	WON-LOST	WINNING	LAST 12	STRENGTH OF	OPP. STRENGTH	TEAM	ADJ.	CONF.	ADJ CONF.
Average RPI Loss: 188	RECORD	PCT. RANK	GAMES	SCHEDULE	OF SCHEDULE	RPI	RPI	RPI	RPI
DIV. I ONLY	13- 10	129	8- 2	337	291	236	236	33	33
DIV. I NON-CONF.	7- 9	206	2- 1	293	181	233	233	33	33
TOTALS	RPI 1-25	RPI 26-50	W-L RECORDS	RPI 51-100	RPI 101-150	RPI 150+			
13- 10	0- 0	0- 0	OVERALL	1- 1	2- 3	10- 6			
7- 3	0- 0	0- 0	HOME	1- 1	1- 1	5- 1			
5- 6	0- 0	0- 0	AWAY	0- 0	1- 2	4- 4			
1- 1	0- 0	0- 0	NEUTRAL	0- 0	0- 0	1- 1			
7- 9	0- 0	0- 0	NON-CONFERENCE	1- 1	2- 3	4- 5			
3- 2	0- 0	0- 0	HOME	1- 1	1- 1	1- 0			
3- 6	0- 0	0- 0	AWAY	0- 0	1- 2	2- 4			
1- 1	0- 0	0- 0	NEUTRAL	0- 0	0- 0	1- 1			
6- 1	0- 0	0- 0	CONFERENCE	0- 0	0- 0	6- 1			
4- 1	0- 0	0- 0	HOME	0- 0	0- 0	4- 1			
2- 0	0- 0	0- 0	AWAY	0- 0	0- 0	2- 0			
0- 0	0- 0	0- 0	NEUTRAL	0- 0	0- 0	0- 0			

RPI S	Opponent	Score	RPI S	Opponent	Score	RPI S	Opponent	Score	RPI S	Opponent	Score	Team's RPI: 236
						71	H Duquesne	86 80	106	A Missouri	52 69	
						96	H Creighton	54 72	130	A Montana St.	54 70	
									130	H Montana St.	63 67	
									132	H UNI	74 70	
									140	A Harvard	60 57	
									163	A Drake	60 74	
									166	A Montana	39 60	
									176	A Colorado St.	52 58	
									262	H Tex.-Pan American	93 60	
									297	H Utah Valley	54 58	
									299	A Idaho	78 68	
									299	H Idaho	84 54	
									299	N Idaho	50 53	
									303	N Southern Utah	62 61	
									314	A Air Force	54 65	
									320	A NJIT	65 55	
									320	H NJIT	68 42	
									326	A New Mexico St.	63 46	
									332	A Chicago St.	77 68	
									332	H Chicago St.	80 46	
									342	H Houston Baptist	93 34	
LAST 12 Division I GAMES:												
320	H NJIT	68 42	297	H Utah Valley	54 58							
332	H Chicago St.	80 46	140	A Harvard	60 57							
262	H Tex.-Pan American	93 60	314	A Air Force	54 65							
342	H Houston Baptist	93 34	299	A Idaho	78 68							
332	A Chicago St.	77 68	166	A Montana	39 60							
320	A NJIT	65 55	299	N Idaho	50 53							

Non-Div I Games: Jamestown 57 47 Mayville St. 79 45 Bemidji St. 86 50

North Dakota

Loss, Non-Conf, S Site, H Home A Away N Neutral

Average RPI Win:	259	WON-LOST	WINNING	LAST 12	STRENGTH OF	OPP. STRENGTH	TEAM	ADJ.	CONF.	ADJ CONF.
Average RPI Loss:	123	RECORD	PCT. RANK	GAMES	SCHEDULE	OF SCHEDULE	RPI	RPI	RPI	RPI
DIV. I ONLY	7- 19	283	4- 8	112	135	246	246	19	19	
DIV. I NON-CONF.	1- 9	323	0- 0	41	40	245	245	11	11	
TOTALS	RPI 1-25	RPI 26-50	W-L RECORDS	RPI 51-100	RPI 101-150	RPI 150+				
7- 19	0- 2	0- 0	OVERALL	1- 6	0- 5	6- 6				
4- 6	0- 1	0- 0	HOME	1- 3	0- 1	3- 1				
2- 11	0- 0	0- 0	AWAY	0- 2	0- 4	2- 5				
1- 2	0- 1	0- 0	NEUTRAL	0- 1	0- 0	1- 0				
1- 9	0- 2	0- 0	NON-CONFERENCE	0- 3	0- 3	1- 1				
0- 3	0- 1	0- 0	HOME	0- 2	0- 0	0- 0				
0- 4	0- 0	0- 0	AWAY	0- 0	0- 3	0- 1				
1- 2	0- 1	0- 0	NEUTRAL	0- 1	0- 0	1- 0				
6- 10	0- 0	0- 0	CONFERENCE	1- 3	0- 2	5- 5				
4- 3	0- 0	0- 0	HOME	1- 1	0- 1	3- 1				
2- 7	0- 0	0- 0	AWAY	0- 2	0- 1	2- 4				
0- 0	0- 0	0- 0	NEUTRAL	0- 0	0- 0	0- 0				

RPI 1-25				RPI 26-50				RPI 51-100				RPI 101+ Team's RPI: 246			
RPI	S	Opponent	Score	RPI	S	Opponent	Score	RPI	S	Opponent	Score	RPI	S	Opponent	Score
11	N	Kansas St.	47 70					65	A	South Dakota St.	43 88	117	A	Oral Roberts	66 92
25	H	Green Bay	59 82					65	H	South Dakota St.	52 88	117	H	Oral Roberts	75 84
								71	H	Duquesne	66 74	120	A	UNLV	57 76
								92	N	Northwestern	55 68	125	A	Minnesota	41 80
								96	H	Creighton	51 71	132	A	UNI	41 60
								100	A	South Dakota	40 53	152	A	UMKC	64 68
								100	H	South Dakota	64 50	152	H	UMKC	58 76
												163	A	Drake	49 57
												233	A	Oakland	52 68
												233	H	Oakland	78 65
												239	A	Western Ill.	65 68
												257	A	IUPUI	39 49
												291	A	IPFW	64 50
												291	H	IPFW	77 70
												294	N	Nevada	67 47
												303	A	Southern Utah	80 68
												303	H	Southern Utah	74 56
LAST 12 Division I GAMES:															
				65	A	South Dakota St.	43 88					233	A	Oakland	52 68
				152	A	UMKC	64 68					65	H	South Dakota St.	52 88
				100	A	South Dakota	40 53					152	H	UMKC	58 76
				303	H	Southern Utah	74 56					100	H	South Dakota	64 50
				117	H	Oral Roberts	75 84					117	A	Oral Roberts	66 92
				291	A	IPFW	64 50					303	A	Southern Utah	80 68

Non-Div I Games: Dakota St. 92 48 Valley City St. 85 64

North Dakota St.

Average RPI Win: 285		WON-LOST	WINNING	LAST 12	STRENGTH OF	OPP. STRENGTH	TEAM	ADJ.	CONF.	ADJ CONF.
Average RPI Loss: 190		RECORD	PCT. RANK	GAMES	SCHEDULE	OF SCHEDULE	RPI	RPI	RPI	RPI
DIV. I ONLY		12- 16	216	7- 5	324	315	274	274	30	30
DIV. I NON-CONF.		3- 8	269	0- 0	317	249	321	321	30	30
TOTALS	RPI 1-25		RPI 26-50		W-L RECORDS		RPI 51-100		RPI 101-150	RPI 150+
12- 16	0- 0		0- 1		OVERALL		0- 3		1- 2	11- 10
9- 4	0- 0		0- 0		HOME		0- 1		1- 0	8- 3
3- 12	0- 0		0- 1		AWAY		0- 2		0- 2	3- 7
0- 0	0- 0		0- 0		NEUTRAL		0- 0		0- 0	0- 0
3- 8	0- 0		0- 1		NON-CONFERENCE		0- 1		0- 1	3- 5
3- 1	0- 0		0- 0		HOME		0- 0		0- 0	3- 1
0- 7	0- 0		0- 1		AWAY		0- 1		0- 1	0- 4
0- 0	0- 0		0- 0		NEUTRAL		0- 0		0- 0	0- 0
9- 8	0- 0		0- 0		CONFERENCE		0- 2		1- 1	8- 5
6- 3	0- 0		0- 0		HOME		0- 1		1- 0	5- 2
3- 5	0- 0		0- 0		AWAY		0- 1		0- 1	3- 3
0- 0	0- 0		0- 0		NEUTRAL		0- 0		0- 0	0- 0

RPI 1-25			
RPI	S	Opponent	Score
RPI 26-50			
RPI	S	Opponent	Score
40	A	West Virginia	30 86
RPI 51-100			
RPI	S	Opponent	Score
66	A	Fla. Gulf Coast	34 68
66	H	Fla. Gulf Coast	61 72
91	A	South Fla.	41 76
RPI 101+			
RPI	S	Opponent	Score
106	A	Missouri	46 67
113	A	Stetson	55 63
113	H	Stetson	59 56
152	A	UMKC	63 100
158	A	Fla. Atlantic	52 63
177	A	Ole Miss	59 68
251	A	Kennesaw St.	66 57
251	H	Kennesaw St.	64 56
253	A	Belmont	35 57
253	H	Belmont	37 54
277	H	Jacksonville	51 36
289	A	East Tenn. St.	74 69
289	H	East Tenn. St.	70 67
295	H	Savannah St.	61 64
297	H	Coastal Caro.	67 37
309	A	S.C. Upstate	65 71
309	H	S.C. Upstate	57 58
318	A	Bethune-Cookman	63 66
324	A	Mercer	49 39
324	H	Mercer	66 49
328	H	Delaware St.	72 61
335	A	Lipscomb	64 73
335	H	Lipscomb	77 67
340	H	Jacksonville St.	63 47

Non-Div I Games:

North Florida

Loss, Non-Conf, S Site, H Home A Away N Neutral

North Texas

Through Games Of Sunday, February 19, 2012

Average RPI Win:	239	WON-LOST	WINNING	LAST 12	STRENGTH OF	OPP. STRENGTH	TEAM	ADJ.	CONF.	ADJ CONF.
Average RPI Loss:	134	RECORD	PCT. RANK	GAMES	SCHEDULE	OF SCHEDULE	RPI	RPI	RPI	RPI
DIV. I ONLY	14- 13	163	5- 7	242	162	185	185	16	16	
DIV. I NON-CONF.	7- 6	153	0- 0	156	185	144	144	15	15	
TOTALS	RPI 1-25	RPI 26-50	W-L RECORDS	RPI 51-100	RPI 101-150	RPI 150+				
14- 13	0- 0	0- 1	OVERALL	1- 3	1- 4	12- 5				
8- 5	0- 0	0- 1	HOME	0- 1	1- 2	7- 1				
4- 8	0- 0	0- 0	AWAY	0- 2	0- 2	4- 4				
2- 0	0- 0	0- 0	NEUTRAL	1- 0	0- 0	1- 0				
7- 6	0- 0	0- 0	NON-CONFERENCE	1- 3	0- 2	6- 1				
3- 2	0- 0	0- 0	HOME	0- 1	0- 1	3- 0				
2- 4	0- 0	0- 0	AWAY	0- 2	0- 1	2- 1				
2- 0	0- 0	0- 0	NEUTRAL	1- 0	0- 0	1- 0				
7- 7	0- 0	0- 1	CONFERENCE	0- 0	1- 2	6- 4				
5- 3	0- 0	0- 1	HOME	0- 0	1- 1	4- 1				
2- 4	0- 0	0- 0	AWAY	0- 0	0- 1	2- 3				
0- 0	0- 0	0- 0	NEUTRAL	0- 0	0- 0	0- 0				

RPI 1-25			RPI 26-50			RPI 51-100			RPI 101+ Team's RPI: 185		
RPI	S	Opponent	Score	RPI	S	Opponent	Score	RPI	S	Opponent	Score
				38	H	Middle Tenn.	68 70	52	H	Tulane	47 55
								55	A	Missouri St.	67 78
								61	N	Oregon St.	60 53
								64	A	Texas	62 71
								117	H	Oral Roberts	60 70
								128	H	Denver	44 50
								135	H	UALR	64 57
								147	A	FIU	65 68
								148	A	Arizona	62 69
								158	A	Fla. Atlantic	63 71
								167	H	Alabama	69 63
								172	A	South Ala.	60 69
								212	H	SMU	50 46
								214	A	Nicholls St.	64 67
								221	H	Western Ky.	50 42
								224	A	La.-Monroe	56 54
								224	H	La.-Monroe	67 70
								226	A	Texas St.	61 43
								227	A	Arkansas St.	64 70
								227	H	Arkansas St.	68 54
								293	H	New Mexico	63 50
								304	A	Texas-Arlington	66 47
								310	A	La.-Lafayette	66 45
								310	H	La.-Lafayette	78 40
								323	N	A&M-Corpus Christi	72 58
								338	H	Troy	57 36
LAST 12 Division I GAMES:											
310	H	La.-Lafayette	78 40	310	A	La.-Lafayette	66 45				
224	H	La.-Monroe	67 70	128	H	Denver	44 50				
158	A	Fla. Atlantic	63 71	224	A	La.-Monroe	56 54				
147	A	FIU	65 68	221	H	Western Ky.	50 42				
38	H	Middle Tenn.	68 70	227	A	Arkansas St.	64 70				
227	H	Arkansas St.	68 54	172	A	South Ala.	60 69				

Non-Div I Games:

North Texas

■ Loss,
 ■ Non-Conf, S Site,
 ■ Home
 ■ Away
 N Neutral

Northeastern

Non-Conference				Through Games Of Sunday, February 19, 2012						
Average RPI Win:	206	WON-LOST	WINNING	LAST 12	STRENGTH OF	OPP. STRENGTH	TEAM	ADJ.	CONF.	ADJ CONF.
Average RPI Loss:	99	RECORD	PCT. RANK	GAMES	SCHEDULE	OF SCHEDULE	RPI	RPI	RPI	RPI
DIV. I ONLY	6- 20	301	4- 8	61	92	231	231	7	7	
DIV. I NON-CONF.	2- 9	299	0- 0	27	145	196	196	7	7	
TOTALS	RPI 1-25	RPI 26-50	W-L RECORDS	RPI 51-100	RPI 101-150	RPI 150+				
6- 20	0- 3	1- 0	OVERALL	0- 11	0- 1	5- 5				
5- 7	0- 1	1- 0	HOME	0- 4	0- 0	4- 2				
1- 12	0- 1	0- 0	AWAY	0- 7	0- 1	1- 3				
0- 1	0- 1	0- 0	NEUTRAL	0- 0	0- 0	0- 0				
2- 9	0- 2	0- 0	NON-CONFERENCE	0- 4	0- 1	2- 2				
1- 3	0- 0	0- 0	HOME	0- 2	0- 0	1- 1				
1- 5	0- 1	0- 0	AWAY	0- 2	0- 1	1- 1				
0- 1	0- 1	0- 0	NEUTRAL	0- 0	0- 0	0- 0				
4- 11	0- 1	1- 0	CONFERENCE	0- 7	0- 0	3- 3				
4- 4	0- 1	1- 0	HOME	0- 2	0- 0	3- 1				
0- 7	0- 0	0- 0	AWAY	0- 5	0- 0	0- 2				
0- 0	0- 0	0- 0	NEUTRAL	0- 0	0- 0	0- 0				

RPI 1-25				RPI 26-50				RPI 51-100				RPI 101+ Team's RPI: 231			
RPI	S	Opponent	Score	RPI	S	Opponent	Score	RPI	S	Opponent	Score	RPI	S	Opponent	Score
7	H	Delaware	54 70	35	H	James Madison	61 50	53	A	Hofstra	66 72	120	A	UNLV	58 61
12	A	Kentucky	47 81					59	H	Temple	58 72	151	H	La Salle	60 75
22	N	Georgia	61 81					69	H	Eastern Mich.	53 83	161	A	Holy Cross	68 70
								74	A	Towson	54 58	188	H	Old Dominion	70 73
								77	A	Boston U.	65 75	191	A	George Mason	62 75
								84	A	UNC Wilmington	53 60	191	H	George Mason	58 54
								84	H	UNC Wilmington	64 69	204	H	William & Mary	82 71
								90	A	Drexel	39 66	241	A	Georgia St.	74 81
								90	H	Drexel	41 63	241	H	Georgia St.	76 51
								98	A	Miami (OH)	55 75	271	H	Vermont	78 62
								99	A	VCU	60 67	296	A	Kent St.	73 65
LAST 12 Division I GAMES:															
35	H	James Madison	61 50	204	H	William & Mary	82 71								
241	H	Georgia St.	76 51	84	H	UNC Wilmington	64 69								
74	A	Towson	54 58	53	A	Hofstra	66 72								
191	A	George Mason	62 75	90	A	Drexel	39 66								
90	H	Drexel	41 63	7	H	Delaware	54 70								
241	A	Georgia St.	74 81	191	H	George Mason	58 54								

Non-Div I Games:

Northeastern

■ Loss,
 ■ Non-Conf, S Site,
 ■ Home
 ■ Away
 N Neutral

Average RPI Win:	302	WON-LOST	WINNING	LAST 12	STRENGTH OF	OPP. STRENGTH	TEAM	ADJ.	CONF.	ADJ CONF.
Average RPI Loss:	155	RECORD	PCT. RANK	GAMES	SCHEDULE	OF SCHEDULE	RPI	RPI	RPI	RPI
DIV. I ONLY	7- 19	283	3- 9	232	258	301	301	18	18	
DIV. I NON-CONF.	4- 8	240	0- 1	234	320	283	283	17	17	
TOTALS	RPI 1-25	RPI 26-50	W-L RECORDS	RPI 51-100	RPI 101-150	RPI 150+				
7- 19	0- 0	0- 2	OVERALL	0- 3	0- 7	7- 7				
6- 5	0- 0	0- 1	HOME	0- 1	0- 2	6- 1				
1- 14	0- 0	0- 1	AWAY	0- 2	0- 5	1- 6				
0- 0	0- 0	0- 0	NEUTRAL	0- 0	0- 0	0- 0				
4- 8	0- 0	0- 2	NON-CONFERENCE	0- 1	0- 2	4- 3				
4- 1	0- 0	0- 1	HOME	0- 0	0- 0	4- 0				
0- 7	0- 0	0- 1	AWAY	0- 1	0- 2	0- 3				
0- 0	0- 0	0- 0	NEUTRAL	0- 0	0- 0	0- 0				
3- 11	0- 0	0- 0	CONFERENCE	0- 2	0- 5	3- 4				
2- 4	0- 0	0- 0	HOME	0- 1	0- 2	2- 1				
1- 7	0- 0	0- 0	AWAY	0- 1	0- 3	1- 3				
0- 0	0- 0	0- 0	NEUTRAL	0- 0	0- 0	0- 0				

RPI 1-25				RPI 26-50				RPI 51-100				RPI 101+				Team's RPI: 301
RPI	S	Opponent	Score	RPI	S	Opponent	Score	RPI	S	Opponent	Score	RPI	S	Opponent	Score	
				39	A	Iowa St.	41 65	73	A	Idaho St.	54 62	124	A	Colorado	60 84	
				42	H	Nebraska	88 97	73	H	Idaho St.	44 49	130	A	Montana St.	65 77	
								100	A	South Dakota	56 73	130	H	Montana St.	78 83	
												133	A	Northern Colo.	71 77	
												136	A	Utah St.	51 70	
												137	A	Eastern Wash.	58 84	
												137	H	Eastern Wash.	56 74	
												166	A	Montana	48 60	
												197	A	Portland St.	59 73	
												197	H	Portland St.	74 84	
												270	A	Sacramento St.	85 91	
												270	H	Sacramento St.	94 56	
												280	H	Cal St. Fullerton	64 54	
												281	A	San Jose St.	64 74	
												292	A	CSU Bakersfield	77 86	
												296	H	Kent St.	72 56	
												297	A	Utah Valley	56 73	
												297	H	Utah Valley	73 59	
												307	H	UC Riverside	67 59	
												333	A	Weber St.	85 82	
												333	H	Weber St.	71 58	
LAST 12 Division I GAMES:																
				292	A	CSU Bakersfield	77 86	270	H	Sacramento St.	94 56					
				130	H	Montana St.	78 83	73	H	Idaho St.	44 49					
				333	A	Weber St.	85 82	333	H	Weber St.	71 58					
				73	A	Idaho St.	54 62	130	A	Montana St.	65 77					
				197	A	Portland St.	59 73	166	A	Montana	48 60					
				137	A	Eastern Wash.	58 84	137	H	Eastern Wash.	56 74					

Non-Div I Games: Adams St. 76 50

Northern Ariz.

■ Loss,
 ■ Non-Conf,
 ■ S Site,
 ■ Home
 ■ A Away
 N Neutral

Average RPI Win: 233	WON-LOST	WINNING	LAST 12	STRENGTH OF	OPP. STRENGTH	TEAM	ADJ.	CONF.	ADJ CONF.
Average RPI Loss: 121	RECORD	PCT. RANK	GAMES	SCHEDULE	OF SCHEDULE	RPI	RPI	RPI	RPI
DIV. I ONLY	14- 10	117	7- 5	165	196	133	133	18	18
DIV. I NON-CONF.	6- 5	139	0- 0	226	231	149	149	17	17
TOTALS	RPI 1-25	RPI 26-50	W-L RECORDS	RPI 51-100	RPI 101-150	RPI 150+			
14- 10	0- 0	0- 0	OVERALL	0- 4	2- 4	12- 2			
8- 3	0- 0	0- 0	HOME	0- 1	1- 2	7- 0			
6- 7	0- 0	0- 0	AWAY	0- 3	1- 2	5- 2			
0- 0	0- 0	0- 0	NEUTRAL	0- 0	0- 0	0- 0			
6- 5	0- 0	0- 0	NON-CONFERENCE	0- 2	0- 2	6- 1			
3- 1	0- 0	0- 0	HOME	0- 0	0- 1	3- 0			
3- 4	0- 0	0- 0	AWAY	0- 2	0- 1	3- 1			
0- 0	0- 0	0- 0	NEUTRAL	0- 0	0- 0	0- 0			
8- 5	0- 0	0- 0	CONFERENCE	0- 2	2- 2	6- 1			
5- 2	0- 0	0- 0	HOME	0- 1	1- 1	4- 0			
3- 3	0- 0	0- 0	AWAY	0- 1	1- 1	2- 1			
0- 0	0- 0	0- 0	NEUTRAL	0- 0	0- 0	0- 0			

RPI 1-25				RPI 26-50				RPI 51-100				RPI 101+ Team's RPI: 133			
RPI	S	Opponent	Score	RPI	S	Opponent	Score	RPI	S	Opponent	Score	RPI	S	Opponent	Score
								56	A	UTEP	51 74	128	H	Denver	57 66
								73	A	Idaho St.	52 57	130	A	Montana St.	50 58
								73	H	Idaho St.	50 64	130	H	Montana St.	51 52
								100	A	South Dakota	48 73	137	A	Eastern Wash.	56 53
												137	H	Eastern Wash.	56 49
												149	A	Bradley	49 59
												166	A	Montana	56 54
												166	H	Montana	59 42
												173	A	Santa Clara	37 71
												176	H	Colorado St.	66 60
												197	A	Portland St.	61 62
												219	H	UC Irvine	71 56
												225	H	UC Santa Barbara	44 39
												259	A	San Francisco	85 81
												270	A	Sacramento St.	64 56
												270	H	Sacramento St.	68 58
												293	A	New Mexico	61 54
												301	H	Northern Ariz.	77 71
												314	A	Air Force	71 51
												333	H	Weber St.	70 57
LAST 12 Division I GAMES:															
				137	H	Eastern Wash.	56 49					130	H	Montana St.	51 52
				166	A	Montana	56 54					166	H	Montana	59 42
				130	A	Montana St.	50 58					137	A	Eastern Wash.	56 53
				333	H	Weber St.	70 57					197	A	Portland St.	61 62
				270	A	Sacramento St.	64 56					270	H	Sacramento St.	68 58
				73	H	Idaho St.	50 64					73	A	Idaho St.	52 57

Non-Div I Games: Black Hills St. 72 35 Neb.-Kearney 69 52

Northern Colo.

Loss, Non-Conf, S Site, H Home A Away N Neutral

Average RPI Win: 219	WON-LOST	WINNING	LAST 12	STRENGTH OF	OPP. STRENGTH	TEAM	ADJ.	CONF.	ADJ CONF.
Average RPI Loss: 127	RECORD	PCT. RANK	GAMES	SCHEDULE	OF SCHEDULE	RPI	RPI	RPI	RPI
DIV. I ONLY	12- 13	178	6- 6	176	125	181	181	12	12
DIV. I NON-CONF.	6- 6	161	0- 0	204	111	175	175	13	13
TOTALS	RPI 1-25	RPI 26-50	W-L RECORDS	RPI 51-100	RPI 101-150	RPI 150+			
12- 13	0- 1	0- 0	OVERALL	2- 5	1- 3	9- 4			
7- 6	0- 0	0- 0	HOME	1- 2	1- 2	5- 2			
5- 7	0- 1	0- 0	AWAY	1- 3	0- 1	4- 2			
0- 0	0- 0	0- 0	NEUTRAL	0- 0	0- 0	0- 0			
6- 6	0- 1	0- 0	NON-CONFERENCE	1- 1	1- 3	4- 1			
4- 2	0- 0	0- 0	HOME	1- 0	1- 2	2- 0			
2- 4	0- 1	0- 0	AWAY	0- 1	0- 1	2- 1			
0- 0	0- 0	0- 0	NEUTRAL	0- 0	0- 0	0- 0			
6- 7	0- 0	0- 0	CONFERENCE	1- 4	0- 0	5- 3			
3- 4	0- 0	0- 0	HOME	0- 2	0- 0	3- 2			
3- 3	0- 0	0- 0	AWAY	1- 2	0- 0	2- 1			
0- 0	0- 0	0- 0	NEUTRAL	0- 0	0- 0	0- 0			

RPI 1-25				RPI 26-50				RPI 51-100				RPI 101+ Team's RPI: 181			
RPI	S	Opponent	Score	RPI	S	Opponent	Score	RPI	S	Opponent	Score	RPI	S	Opponent	Score
14	A	DePaul	46 65					59	H	Temple	58 52	111	A	Eastern Ill.	62 72
								63	A	Bowling Green	47 57	138	H	Indiana St.	47 43
								69	A	Eastern Mich.	52 64	145	H	Ill.-Chicago	47 49
								69	H	Eastern Mich.	57 77	149	H	Bradley	45 50
								80	A	Illinois St.	62 81	171	H	Central Mich.	67 86
								82	H	Toledo	47 49	195	A	Akron	72 66
								98	A	Miami (OH)	70 58	199	A	Indiana	60 59
												209	H	Buffalo	46 62
												234	A	Loyola Chicago	42 73
												239	H	Western Ill.	91 84
												254	H	Southern Ill.	53 50
												258	A	Ball St.	43 50
												258	H	Ball St.	58 44
												260	H	Ohio	50 46
												296	H	Kent St.	66 55
												305	A	Western Mich.	53 41
												332	A	Chicago St.	73 40
LAST 12 Division I GAMES:															
69	H	Eastern Mich.	57 77	195	A	Akron	72 66								
258	H	Ball St.	58 44	209	H	Buffalo	46 62								
98	A	Miami (OH)	70 58	305	A	Western Mich.	53 41								
260	H	Ohio	50 46	82	H	Toledo	47 49								
63	A	Bowling Green	47 57	258	A	Ball St.	43 50								
296	H	Kent St.	66 55	69	A	Eastern Mich.	52 64								

Non-Div I Games:

Northern Ill.

Northwestern

Through Games Of Sunday, February 19, 2012

Average RPI Win:	151	WON-LOST	WINNING	LAST 12	STRENGTH OF	OPP. STRENGTH	TEAM	ADJ.	CONF.	ADJ CONF.
Average RPI Loss:	52	RECORD	PCT. RANK	GAMES	SCHEDULE	OF SCHEDULE	RPI	RPI	RPI	RPI
DIV. I ONLY	14- 12	145	4- 8	71	20	92	92	5	5	
DIV. I NON-CONF.	10- 3	49	0- 0	92	18	55	55	4	4	
TOTALS	RPI 1-25	RPI 26-50	W-L RECORDS	RPI 51-100	RPI 101-150	RPI 150+				
14- 12	0- 4	2- 4	OVERALL	3- 2	2- 2	7- 0				
6- 6	0- 2	0- 2	HOME	3- 1	0- 1	3- 0				
7- 5	0- 1	2- 2	AWAY	0- 1	2- 1	3- 0				
1- 1	0- 1	0- 0	NEUTRAL	0- 0	0- 0	1- 0				
10- 3	0- 2	1- 0	NON-CONFERENCE	2- 1	2- 0	5- 0				
4- 2	0- 1	0- 0	HOME	2- 1	0- 0	2- 0				
5- 0	0- 0	1- 0	AWAY	0- 0	2- 0	2- 0				
1- 1	0- 1	0- 0	NEUTRAL	0- 0	0- 0	1- 0				
4- 9	0- 2	1- 4	CONFERENCE	1- 1	0- 2	2- 0				
2- 4	0- 1	0- 2	HOME	1- 0	0- 1	1- 0				
2- 5	0- 1	1- 2	AWAY	0- 1	0- 1	1- 0				
0- 0	0- 0	0- 0	NEUTRAL	0- 0	0- 0	0- 0				

RPI 1-25			RPI 26-50			RPI 51-100			Team's RPI: 92	RPI 101+		
RPI	S	Opponent	Score	RPI	S	Opponent	Score	RPI	S	Opponent	Score	
11	N	Kansas St.	45 64	26	A	LSU	44 43	68	A	Michigan St.	58 72	106 A Missouri 74 70
14	H	DePaul	72 88	30	H	Purdue	70 80	80	H	Illinois St.	69 62	120 A UNLV 79 49
19	A	Ohio St.	72 82	37	A	Michigan	68 79	82	H	Toledo	56 75	125 H Minnesota 60 68
24	H	Penn St.	63 77	37	H	Michigan	48 58	95	H	North Carolina St.	76 59	141 A Wisconsin 55 75
				41	A	Iowa	55 86	97	H	Illinois	59 58	171 A Central Mich. 69 60
				42	A	Nebraska	63 51					199 A Indiana 69 61
												199 H Indiana 68 61
												221 H Western Ky. 71 57
												234 A Loyola Chicago 72 67
												246 N North Dakota St. 68 55
												279 H Morgan St. 87 74
LAST 12 Division I GAMES:												
42	A	Nebraska	63 51	141	A	Wisconsin	55 75					
24	H	Penn St.	63 77	37	H	Michigan	48 58					
68	A	Michigan St.	58 72	97	H	Illinois	59 58					
37	A	Michigan	68 79	19	A	Ohio St.	72 82					
199	H	Indiana	68 61	199	A	Indiana	69 61					
30	H	Purdue	70 80	125	H	Minnesota	60 68					

Non-Div I Games:

Northwestern

■ Loss,
 ■ Non-Conf, S Site,
 ■ Home
 ■ Away
 N Neutral

Average RPI Win:	291	WON-LOST	WINNING	LAST 12	STRENGTH OF	OPP. STRENGTH	TEAM	ADJ.	CONF.	ADJ CONF.
Average RPI Loss:	193	RECORD	PCT. RANK	GAMES	SCHEDULE	OF SCHEDULE	RPI	RPI	RPI	RPI
DIV. I ONLY	2- 19	333	1- 11	180	336	327	327	24	24	
DIV. I NON-CONF.	1- 8	321	0- 0	212	337	313	313	26	26	
TOTALS	RPI 1-25	RPI 26-50	W-L RECORDS	RPI 51-100	RPI 101-150	RPI 150+				
2- 19	0- 0	0- 0	OVERALL	0- 2	0- 4	2- 13				
1- 7	0- 0	0- 0	HOME	0- 1	0- 1	1- 5				
1- 10	0- 0	0- 0	AWAY	0- 1	0- 2	1- 7				
0- 2	0- 0	0- 0	NEUTRAL	0- 0	0- 1	0- 1				
1- 8	0- 0	0- 0	NON-CONFERENCE	0- 0	0- 2	1- 6				
0- 2	0- 0	0- 0	HOME	0- 0	0- 0	0- 2				
1- 4	0- 0	0- 0	AWAY	0- 0	0- 1	1- 3				
0- 2	0- 0	0- 0	NEUTRAL	0- 0	0- 1	0- 1				
1- 11	0- 0	0- 0	CONFERENCE	0- 2	0- 2	1- 7				
1- 5	0- 0	0- 0	HOME	0- 1	0- 1	1- 3				
0- 6	0- 0	0- 0	AWAY	0- 1	0- 1	0- 4				
0- 0	0- 0	0- 0	NEUTRAL	0- 0	0- 0	0- 0				

RPI 1-25				RPI 26-50				RPI 51-100				RPI 101+				Team's RPI: 327	
RPI	S	Opponent	Score	RPI	S	Opponent	Score	RPI	S	Opponent	Score	RPI	S	Opponent	Score		
								70	A	Central Ark.	43	84	101	A	Wichita St.	49	77
								70	H	Central Ark.	61	67	107	A	McNeese St.	54	64
													107	H	McNeese St.	62	80
													146	N	Florida A&M	53	77
													159	A	Lamar	56	58
													159	H	Lamar	61	82
													167	A	Alabama	52	78
													172	A	South Ala.	51	64
													212	A	SMU	41	67
													214	H	Nicholls St.	69	83
													224	H	La.-Monroe	68	84
													226	A	Texas St.	68	70
													265	N	Alcorn St.	60	70
													282	A	Prairie View	79	69
													300	H	UTSA	61	57
													312	H	Jackson St.	73	79
													313	A	Southeastern La.	66	73
													313	H	Southeastern La.	70	79
													323	A	A&M-Corpus Christi	86	88
LAST 12 Division I GAMES:																	
				107	H	McNeese St.	62	80		159	A	Lamar	56	58			
				313	H	Southeastern La.	70	79		107	A	McNeese St.	54	64			
				159	H	Lamar	61	82		300	H	UTSA	61	57			
				323	A	A&M-Corpus Christi	86	88		70	A	Central Ark.	43	84			
				70	H	Central Ark.	61	67		214	H	Nicholls St.	69	83			
				313	A	Southeastern La.	66	73		226	A	Texas St.	68	70			

Non-Div I Games: Centenary (LA) 109 72 Loyola (LA) 80 84 LSU-Shreveport 63 40 Wiley 95 69 Northwestern St.

Average RPI Win:	99	WON-LOST	WINNING	LAST 12	STRENGTH OF	OPP. STRENGTH	TEAM	ADJ.	CONF.	ADJ CONF.
Average RPI Loss:	21	RECORD	PCT. RANK	GAMES	SCHEDULE	OF SCHEDULE	RPI	RPI	RPI	RPI
DIV. I ONLY	25- 2	5	11- 1	22	4	5	5	2	2	
DIV. I NON-CONF.	13- 1	7	1- 0	30	5	7	7	2	2	
TOTALS	RPI 1-25	RPI 26-50	W-L RECORDS	RPI 51-100	RPI 101-150	RPI 150+				
25- 2	8- 1	3- 1	OVERALL	3- 0	4- 0	7- 0				
14- 1	4- 0	1- 1	HOME	1- 0	3- 0	5- 0				
9- 1	3- 1	1- 0	AWAY	2- 0	1- 0	2- 0				
2- 0	1- 0	1- 0	NEUTRAL	0- 0	0- 0	0- 0				
13- 1	3- 1	2- 0	NON-CONFERENCE	2- 0	1- 0	5- 0				
8- 0	2- 0	0- 0	HOME	1- 0	1- 0	4- 0				
3- 1	0- 1	1- 0	AWAY	1- 0	0- 0	1- 0				
2- 0	1- 0	1- 0	NEUTRAL	0- 0	0- 0	0- 0				
12- 1	5- 0	1- 1	CONFERENCE	1- 0	3- 0	2- 0				
6- 1	2- 0	1- 1	HOME	0- 0	2- 0	1- 0				
6- 0	3- 0	0- 0	AWAY	1- 0	1- 0	1- 0				
0- 0	0- 0	0- 0	NEUTRAL	0- 0	0- 0	0- 0				

RPI	S	Opponent	Score	RPI	S	Opponent	Score	RPI	S	Opponent	Score	RPI	S	Opponent	Score
1	A	Baylor	81 94	30	A	Purdue	66 38	81	H	Hartford	98 43	102	H	Providence	66 47
2	H	Connecticut	74 67	32	H	Villanova	76 43	88	A	Cincinnati	76 50	105	A	Syracuse	74 55
4	H	Tennessee	72 44	36	N	Southern California	80 58	96	A	Creighton	76 48	126	H	Marquette	95 42
10	N	Duke	56 54	40	H	West Virginia	63 65					138	H	Indiana St.	99 34
12	H	Kentucky	92 83									162	H	UCF	90 38
13	A	Rutgers	71 41									170	A	Seton Hall	74 36
14	H	DePaul	90 70									179	H	Pittsburgh	120 44
17	A	St. John's (NY)	71 56									195	H	Akron	81 61
21	A	Georgetown	80 60									240	H	Penn	69 38
												287	H	Longwood	92 26
												324	A	Mercer	128 42
LAST 12 Division I GAMES:															
102	H	Providence	66 47	4	H	Tennessee	72 44								
40	H	West Virginia	63 65	32	H	Villanova	76 43								
105	A	Syracuse	74 55	179	H	Pittsburgh	120 44								
14	H	DePaul	90 70	88	A	Cincinnati	76 50								
13	A	Rutgers	71 41	21	A	Georgetown	80 60								
17	A	St. John's (NY)	71 56	2	H	Connecticut	74 67								

Non-Div I Games:

Notre Dame

Average RPI Win: 229	WON-LOST	WINNING	LAST 12	STRENGTH OF	OPP. STRENGTH	TEAM	ADJ.	CONF.	ADJ CONF.
Average RPI Loss: 152	RECORD	PCT. RANK	GAMES	SCHEDULE	OF SCHEDULE	RPI	RPI	RPI	RPI
DIV. I ONLY	10- 13	213	6- 6	272	131	233	233	19	19
DIV. I NON-CONF.	3- 5	226	0- 0	120	49	176	176	11	11
TOTALS	RPI 1-25	RPI 26-50	W-L RECORDS	RPI 51-100	RPI 101-150	RPI 150+			
10- 13	0- 0	0- 1	OVERALL	0- 4	2- 2	8- 6			
7- 4	0- 0	0- 0	HOME	0- 2	1- 1	6- 1			
3- 9	0- 0	0- 1	AWAY	0- 2	1- 1	2- 5			
0- 0	0- 0	0- 0	NEUTRAL	0- 0	0- 0	0- 0			
3- 5	0- 0	0- 1	NON-CONFERENCE	0- 1	2- 1	1- 2			
2- 1	0- 0	0- 0	HOME	0- 0	1- 1	1- 0			
1- 4	0- 0	0- 1	AWAY	0- 1	1- 0	0- 2			
0- 0	0- 0	0- 0	NEUTRAL	0- 0	0- 0	0- 0			
7- 8	0- 0	0- 0	CONFERENCE	0- 3	0- 1	7- 4			
5- 3	0- 0	0- 0	HOME	0- 2	0- 0	5- 1			
2- 5	0- 0	0- 0	AWAY	0- 1	0- 1	2- 3			
0- 0	0- 0	0- 0	NEUTRAL	0- 0	0- 0	0- 0			

RPI S	Opponent	Score	RPI S	Opponent	Score	RPI S	Opponent	Score	RPI S	Opponent	Score	Team's RPI: 233
30	A Purdue	47 66	65	A South Dakota St.	52 62	102	H Providence	50 51	117	A Oral Roberts	53 62	
			65	H South Dakota St.	51 61	123	A American	68 62	145	H Ill.-Chicago	48 45	
			68	A Michigan St.	42 67	152	H UMKC	71 65	191	A George Mason	48 59	
			100	H South Dakota	51 58	209	A Buffalo	65 69	228	H Clemson	63 51	
						239	A Western Ill.	53 86	239	H Western Ill.	75 71	
						246	A North Dakota St.	65 78	246	H North Dakota St.	68 52	
						257	A IUPUI	61 64	257	H IUPUI	54 50	
						291	A IPFW	67 47	291	H IPFW	45 52	
						303	A Southern Utah	64 60	303	H Southern Utah	59 45	
LAST 12 Division I GAMES:												
303	H Southern Utah	59 45	303	A Southern Utah	64 60							
291	H IPFW	45 52	117	A Oral Roberts	53 62							
257	A IUPUI	61 64	291	A IPFW	67 47							
239	A Western Ill.	53 86	239	H Western Ill.	75 71							
65	H South Dakota St.	51 61	257	H IUPUI	54 50							
246	H North Dakota St.	68 52	246	A North Dakota St.	65 78							

Non-Div I Games: Rochester College 74 30

Oakland

■ Loss,
■ Non-Conf,
■ S Site,
■ H Home
■ A Away
N Neutral

Average RPI Win:	239	WON-LOST	WINNING	LAST 12	STRENGTH OF	OPP. STRENGTH	TEAM	ADJ.	CONF.	ADJ CONF.
Average RPI Loss:	150	RECORD	PCT. RANK	GAMES	SCHEDULE	OF SCHEDULE	RPI	RPI	RPI	RPI
DIV. I ONLY	12- 15	201	4- 8	274	136	260	260	12	12	
DIV. I NON-CONF.	7- 7	161	0- 0	277	176	252	252	13	13	
TOTALS	RPI 1-25	RPI 26-50	W-L RECORDS	RPI 51-100	RPI 101-150	RPI 150+				
12- 15	0- 1	0- 0	OVERALL	0- 6	0- 1	12- 7				
10- 5	0- 0	0- 0	HOME	0- 4	0- 0	10- 1				
1- 8	0- 0	0- 0	AWAY	0- 2	0- 0	1- 6				
1- 2	0- 1	0- 0	NEUTRAL	0- 0	0- 1	1- 0				
7- 7	0- 1	0- 0	NON-CONFERENCE	0- 2	0- 1	7- 3				
6- 2	0- 0	0- 0	HOME	0- 1	0- 0	6- 1				
0- 3	0- 0	0- 0	AWAY	0- 1	0- 0	0- 2				
1- 2	0- 1	0- 0	NEUTRAL	0- 0	0- 1	1- 0				
5- 8	0- 0	0- 0	CONFERENCE	0- 4	0- 0	5- 4				
4- 3	0- 0	0- 0	HOME	0- 3	0- 0	4- 0				
1- 5	0- 0	0- 0	AWAY	0- 1	0- 0	1- 4				
0- 0	0- 0	0- 0	NEUTRAL	0- 0	0- 0	0- 0				

RPI S	Opponent	Score	RPI S	Opponent	Score	RPI S	Opponent	Score	RPI S	Opponent	Score	Team's RPI: 260
18 N	Oklahoma	57 89				63 A	Bowling Green	49 61	105 N	Syracuse	70 81	
						69 H	Eastern Mich.	53 63	154 H	Marshall	68 56	
						71 A	Duquesne	60 83	171 A	Central Mich.	53 67	
						82 H	Toledo	33 52	181 A	Northern Ill.	46 50	
						84 H	UNC Wilmington	51 56	182 N	Xavier	80 75	
						98 H	Miami (OH)	47 67	191 H	George Mason	75 59	
									195 A	Akron	65 71	
									195 H	Akron	72 71	
									209 H	Buffalo	73 64	
									237 H	Niagara	50 40	
									244 H	Youngstown St.	47 55	
									253 H	Belmont	65 51	
									258 H	Ball St.	76 57	
									259 H	San Francisco	63 53	
									268 A	Cleveland St.	56 66	
									296 A	Kent St.	65 68	
									296 H	Kent St.	51 45	
									302 A	Morehead St.	57 62	
									305 A	Western Mich.	72 59	
									332 H	Chicago St.	65 37	
LAST 12 Division I GAMES:												
296 H	Kent St.	51 45	171 A	Central Mich.	53 67							
195 A	Akron	65 71	82 H	Toledo	33 52							
258 H	Ball St.	76 57	195 H	Akron	72 71							
181 A	Northern Ill.	46 50	98 H	Miami (OH)	47 67							
69 H	Eastern Mich.	53 63	63 A	Bowling Green	49 61							
305 A	Western Mich.	72 59	296 A	Kent St.	65 68							

Non-Div I Games:

Ohio

■ Loss,
 ■ Non-Conf,
 S Site,
 ■ Home
 ■ Away
 N Neutral

Average RPI Win: 125		WON-LOST	WINNING	LAST 12	STRENGTH OF		OPP. STRENGTH	TEAM	ADJ.	CONF.	ADJ CONF.
Average RPI Loss: 86		RECORD	PCT. RANK	GAMES	SCHEDULE		OF SCHEDULE	RPI	RPI	RPI	RPI
DIV. I ONLY		23- 3	10	9- 3	135		18	19	19	5	5
DIV. I NON-CONF.		13- 0	1	0- 0	108		25	11	11	4	4
TOTALS		RPI 1-25	RPI 26-50		W-L RECORDS		RPI 51-100	RPI 101-150		RPI 150+	
23- 3		1- 0	5- 1		OVERALL		6- 1	4- 1		7- 0	
18- 0		0- 0	4- 0		HOME		5- 0	3- 0		6- 0	
5- 3		1- 0	1- 1		AWAY		1- 1	1- 1		1- 0	
0- 0		0- 0	0- 0		NEUTRAL		0- 0	0- 0		0- 0	
13- 0		1- 0	2- 0		NON-CONFERENCE		3- 0	2- 0		5- 0	
11- 0		0- 0	1- 0		HOME		3- 0	2- 0		5- 0	
2- 0		1- 0	1- 0		AWAY		0- 0	0- 0		0- 0	
0- 0		0- 0	0- 0		NEUTRAL		0- 0	0- 0		0- 0	
10- 3		0- 0	3- 1		CONFERENCE		3- 1	2- 1		2- 0	
7- 0		0- 0	3- 0		HOME		2- 0	1- 0		1- 0	
3- 3		0- 0	0- 1		AWAY		1- 1	1- 1		1- 0	
0- 0		0- 0	0- 0		NEUTRAL		0- 0	0- 0		0- 0	

RPI	S	Opponent	Score	RPI	S	Opponent	Score	RPI	S	Opponent	Score	RPI	S	Opponent	Score
18	A	Oklahoma	69 63	26	H	LSU	77 68	59	H	Temple	70 66	110	H	Washington St.	79 57
				27	A	California	77 75	67	H	Howard	73 50	119	H	Charlotte	88 58
				30	H	Purdue	80 71	68	A	Michigan St.	64 56	125	A	Minnesota	65 76
				37	A	Michigan	62 73	75	H	Florida St.	78 75	141	A	Wisconsin	77 61
				41	H	Iowa	84 71	92	H	Northwestern	82 72	141	H	Wisconsin	72 58
				42	H	Nebraska	82 68	97	A	Illinois	65 66	199	A	Indiana	73 55
								97	H	Illinois	96 84	199	H	Indiana	75 54
												206	H	Canisius	84 41
												218	H	Southern U.	83 49
												287	H	Tennessee St.	78 51
												303	H	Southern Utah	88 50
												315	H	Stony Brook	84 37
LAST 12 Division I GAMES:															
199	H	Indiana	75 54	97	H	Illinois	96 84								
30	H	Purdue	80 71	42	H	Nebraska	82 68								
97	A	Illinois	65 66	68	A	Michigan St.	64 56								
141	H	Wisconsin	72 58	92	H	Northwestern	82 72								
125	A	Minnesota	65 76	37	A	Michigan	62 73								
199	A	Indiana	73 55	41	H	Iowa	84 71								

Non-Div I Games:

Ohio St.

Average RPI Win:	125	WON-LOST	WINNING	LAST 12	STRENGTH OF	OPP. STRENGTH	TEAM	ADJ.	CONF.	ADJ CONF.
Average RPI Loss:	23	RECORD	PCT. RANK	GAMES	SCHEDULE	OF SCHEDULE	RPI	RPI	RPI	RPI
DIV. I ONLY	17- 9	86	7- 5	11	7	18	18	1	1	
DIV. I NON-CONF.	8- 4	88	0- 1	53	71	64	64	1	1	
TOTALS	RPI 1-25	RPI 26-50	W-L RECORDS	RPI 51-100	RPI 101-150	RPI 150+				
17- 9	2- 6	3- 1	OVERALL	2- 2	4- 0	6- 0				
9- 3	1- 3	2- 0	HOME	2- 0	1- 0	3- 0				
4- 6	1- 3	1- 1	AWAY	0- 2	1- 0	1- 0				
4- 0	0- 0	0- 0	NEUTRAL	0- 0	2- 0	2- 0				
8- 4	0- 3	0- 0	NON-CONFERENCE	0- 1	2- 0	6- 0				
3- 2	0- 2	0- 0	HOME	0- 0	0- 0	3- 0				
1- 2	0- 1	0- 0	AWAY	0- 1	0- 0	1- 0				
4- 0	0- 0	0- 0	NEUTRAL	0- 0	2- 0	2- 0				
9- 5	2- 3	3- 1	CONFERENCE	2- 1	2- 0	0- 0				
6- 1	1- 1	2- 0	HOME	2- 0	1- 0	0- 0				
3- 4	1- 2	1- 1	AWAY	0- 1	1- 0	0- 0				
0- 0	0- 0	0- 0	NEUTRAL	0- 0	0- 0	0- 0				

RPI	S	Opponent	Score	RPI	S	Opponent	Score	RPI	S	Opponent	Score	RPI	S	Opponent	Score
1	A	Baylor	54 81	39	A	Iowa St.	71 77	58	A	Fresno St.	66 69	105	N	Syracuse	82 63
1	H	Baylor	58 89	39	H	Iowa St.	80 51	60	A	Oklahoma St.	63 66	106	A	Missouri	62 59
2	H	Connecticut	55 73	46	A	Kansas	74 68	60	H	Oklahoma St.	80 71	106	H	Missouri	64 60
6	A	Texas A&M	58 75	50	H	Texas Tech	71 68	64	H	Texas	73 67	108	N	Liberty	76 45
11	A	Kansas St.	65 57									178	H	TCU	82 54
11	H	Kansas St.	68 62									182	N	Xavier	73 51
19	H	Ohio St.	63 69									230	H	Milwaukee	72 50
23	A	Vanderbilt	66 78									260	N	Ohio	89 57
												270	H	Sacramento St.	117 55
												293	A	New Mexico	58 56
LAST 12 Division I GAMES:															
39	A	Iowa St.	71 77	46	A	Kansas	74 68								
11	H	Kansas St.	68 62	106	A	Missouri	62 59								
2	H	Connecticut	55 73	1	H	Baylor	58 89								
106	H	Missouri	64 60	64	H	Texas	73 67								
1	A	Baylor	54 81	11	A	Kansas St.	65 57								
60	H	Oklahoma St.	80 71	60	A	Oklahoma St.	63 66								

Non-Div I Games:

Oklahoma

■ Loss,
 ■ Non-Conf, S Site,
 ■ Home
 ■ Away
 N Neutral

Average RPI Win:	140	WON-LOST	WINNING	LAST 12	STRENGTH OF	OPP. STRENGTH	TEAM	ADJ.	CONF.	ADJ CONF.
Average RPI Loss:	37	RECORD	PCT. RANK	GAMES	SCHEDULE	OF SCHEDULE	RPI	RPI	RPI	RPI
DIV. I ONLY	13- 10	129	4- 8	23	9	60	60	1	1	
DIV. I NON-CONF.	8- 1	18	0- 0	256	197	80	80	1	1	
<hr/>										
TOTALS	RPI 1-25	RPI 26-50	W-L RECORDS	RPI 51-100	RPI 101-150	RPI 150+				
13- 10	2- 5	1- 3	OVERALL	2- 1	3- 1	5- 0				
10- 3	2- 2	1- 1	HOME	2- 0	1- 0	4- 0				
2- 6	0- 3	0- 2	AWAY	0- 1	1- 0	1- 0				
1- 1	0- 0	0- 0	NEUTRAL	0- 0	1- 1	0- 0				
8- 1	0- 0	0- 0	NON-CONFERENCE	1- 0	2- 1	5- 0				
6- 0	0- 0	0- 0	HOME	1- 0	1- 0	4- 0				
1- 0	0- 0	0- 0	AWAY	0- 0	0- 0	1- 0				
1- 1	0- 0	0- 0	NEUTRAL	0- 0	1- 1	0- 0				
5- 9	2- 5	1- 3	CONFERENCE	1- 1	1- 0	0- 0				
4- 3	2- 2	1- 1	HOME	1- 0	0- 0	0- 0				
1- 6	0- 3	0- 2	AWAY	0- 1	1- 0	0- 0				
0- 0	0- 0	0- 0	NEUTRAL	0- 0	0- 0	0- 0				

RPI 1-25				RPI 26-50				RPI 51-100				RPI 101+			
RPI	S	Opponent	Score	RPI	S	Opponent	Score	RPI	S	Opponent	Score	RPI	S	Opponent	Score
1	A	Baylor	44 71	39	A	Iowa St.	52 73	55	H	Missouri St.	80 57	106	A	Missouri	62 58
1	H	Baylor	52 83	46	H	Kansas	60 65	64	A	Texas	53 69	122	N	Mississippi St.	78 71
6	A	Texas A&M	49 63	50	A	Texas Tech	53 58	64	H	Texas	70 51	131	N	LIU Brooklyn	63 64
6	H	Texas A&M	57 53	50	H	Texas Tech	53 49					143	H	Coppin St.	59 35
11	H	Kansas St.	56 67									193	H	Rice	96 60
18	A	Oklahoma	71 80									199	A	Indiana	83 72
18	H	Oklahoma	66 63									262	H	Tex.-Pan American	74 35
												265	H	Alcorn St.	69 36
												331	H	Ark.-Pine Bluff	98 35
<hr/>															
LAST 12 Division I GAMES:															
6	A	Texas A&M	49 63	11	H	Kansas St.	56 67								
1	H	Baylor	52 83	6	H	Texas A&M	57 53								
64	A	Texas	53 69	106	A	Missouri	62 58								
50	H	Texas Tech	53 49	46	H	Kansas	60 65								
18	A	Oklahoma	71 80	18	H	Oklahoma	66 63								
39	A	Iowa St.	52 73	1	A	Baylor	44 71								

Non-Div I Games:

Oklahoma St.

■ Loss,
 ■ Non-Conf,
 ■ S Site,
 ■ H Home
 ■ A Away
 N Neutral

Average RPI Win:	196	WON-LOST	WINNING	LAST 12	STRENGTH OF	OPP. STRENGTH	TEAM	ADJ.	CONF.	ADJ CONF.
Average RPI Loss:	107	RECORD	PCT. RANK	GAMES	SCHEDULE	OF SCHEDULE	RPI	RPI	RPI	RPI
DIV. I ONLY	9- 18	262	4- 8	99	75	188	188	7	7	
DIV. I NON-CONF.	3- 9	275	0- 0	126	32	256	256	7	7	
TOTALS	RPI 1-25	RPI 26-50	W-L RECORDS	RPI 51-100	RPI 101-150	RPI 150+				
9- 18	0- 4	0- 2	OVERALL	2- 5	0- 0	7- 7				
4- 8	0- 0	0- 2	HOME	0- 4	0- 0	4- 2				
4- 8	0- 4	0- 0	AWAY	2- 1	0- 0	2- 3				
1- 2	0- 0	0- 0	NEUTRAL	0- 0	0- 0	1- 2				
3- 9	0- 3	0- 1	NON-CONFERENCE	0- 0	0- 0	3- 5				
2- 3	0- 0	0- 1	HOME	0- 0	0- 0	2- 2				
0- 4	0- 3	0- 0	AWAY	0- 0	0- 0	0- 1				
1- 2	0- 0	0- 0	NEUTRAL	0- 0	0- 0	1- 2				
6- 9	0- 1	0- 1	CONFERENCE	2- 5	0- 0	4- 2				
2- 5	0- 0	0- 1	HOME	0- 4	0- 0	2- 0				
4- 4	0- 1	0- 0	AWAY	2- 1	0- 0	2- 2				
0- 0	0- 0	0- 0	NEUTRAL	0- 0	0- 0	0- 0				

RPI 1-25				RPI 26-50				RPI 51-100				RPI 101+ Team's RPI: 188			
RPI	S	Opponent	Score	RPI	S	Opponent	Score	RPI	S	Opponent	Score	RPI	S	Opponent	Score
3	A	Stanford	48 97	35	H	James Madison	55 57	53	A	Hofstra	81 79	167	N	Alabama	77 76
4	A	Tennessee	37 90	47	H	Richmond	63 78	53	H	Hofstra	68 81	170	N	Seton Hall	49 60
7	A	Delaware	63 76					84	A	UNC Wilmington	59 57	190	N	Louisiana Tech	71 84
15	A	Georgia Tech	56 87					84	H	UNC Wilmington	54 76	191	A	George Mason	69 85
								90	H	Drexel	45 53	191	H	George Mason	71 68
								99	A	VCU	72 76	200	H	Virginia Tech	65 77
								99	H	VCU	56 67	204	A	William & Mary	80 83
												215	H	Md.-East. Shore	59 63
												223	A	George Washington	52 58
												231	A	Northeastern	73 70
												241	A	Georgia St.	71 60
												241	H	Georgia St.	68 59
												272	H	N.C. A&T	71 58
												283	H	Wofford	70 58
LAST 12 Division I GAMES:															
99	H	VCU	56 67	191	H	George Mason	71 68								
90	H	Drexel	45 53	204	A	William & Mary	80 83								
84	A	UNC Wilmington	59 57	84	H	UNC Wilmington	54 76								
7	A	Delaware	63 76	241	A	Georgia St.	71 60								
53	A	Hofstra	81 79	53	H	Hofstra	68 81								
35	H	James Madison	55 57	99	A	VCU	72 76								

Non-Div I Games:

Old Dominion

■ Loss,
 ■ Non-Conf,
 ■ S Site,
 ■ H Home
 ■ A Away
 N Neutral

Average RPI Win:	247	WON-LOST	WINNING	LAST 12	STRENGTH OF	OPP. STRENGTH	TEAM	ADJ.	CONF.	ADJ CONF.
Average RPI Loss:	70	RECORD	PCT. RANK	GAMES	SCHEDULE	OF SCHEDULE	RPI	RPI	RPI	RPI
DIV. I ONLY	12- 15	201	2- 10	128	86	177	177	3	3	
DIV. I NON-CONF.	10- 3	49	0- 0	319	329	158	158	3	3	
TOTALS	RPI 1-25	RPI 26-50	W-L RECORDS	RPI 51-100	RPI 101-150	RPI 150+				
12- 15	0- 5	1- 4	OVERALL	0- 0	0- 3	11- 3				
8- 8	0- 2	1- 2	HOME	0- 0	0- 2	7- 2				
4- 7	0- 3	0- 2	AWAY	0- 0	0- 1	4- 1				
0- 0	0- 0	0- 0	NEUTRAL	0- 0	0- 0	0- 0				
10- 3	0- 1	0- 0	NON-CONFERENCE	0- 0	0- 0	10- 2				
7- 1	0- 0	0- 0	HOME	0- 0	0- 0	7- 1				
3- 2	0- 1	0- 0	AWAY	0- 0	0- 0	3- 1				
0- 0	0- 0	0- 0	NEUTRAL	0- 0	0- 0	0- 0				
2- 12	0- 4	1- 4	CONFERENCE	0- 0	0- 3	1- 1				
1- 7	0- 2	1- 2	HOME	0- 0	0- 2	0- 1				
1- 5	0- 2	0- 2	AWAY	0- 0	0- 1	1- 0				
0- 0	0- 0	0- 0	NEUTRAL	0- 0	0- 0	0- 0				

RPI 1-25				RPI 26-50				RPI 51-100				RPI 101+ Team's RPI: 177			
RPI	S	Opponent	Score	RPI	S	Opponent	Score	RPI	S	Opponent	Score	RPI	S	Opponent	Score
4	H	Tennessee	56 66	26	H	LSU	44 83					115	H	Auburn	54 67
9	A	Miami (FL)	48 76	31	H	Arkansas	60 54					122	A	Mississippi St.	50 53
12	A	Kentucky	41 82	33	A	South Carolina	43 61					122	H	Mississippi St.	46 51
22	H	Georgia	47 61	34	A	Florida	55 84					159	A	Lamar	58 67
23	A	Vanderbilt	52 68	34	H	Florida	55 59					167	A	Alabama	69 55
												167	H	Alabama	47 52
												171	H	Central Mich.	75 78
												172	H	South Ala.	54 45
												208	H	Grambling	78 53
												238	A	Massachusetts	72 67
												268	H	Cleveland St.	74 63
												274	H	North Florida	68 59
												311	H	Murray St.	64 59
												313	H	Southeastern La.	72 52
												321	A	Southeast Mo. St.	51 43
												331	H	Ark.-Pine Bluff	83 52
												335	A	Lipscomb	72 57
LAST 12 Division I GAMES:															
4	H	Tennessee	56 66	33	A	South Carolina	43 61								
122	A	Mississippi St.	50 53	22	H	Georgia	47 61								
167	H	Alabama	47 52	122	H	Mississippi St.	46 51								
34	A	Florida	55 84	167	A	Alabama	69 55								
12	A	Kentucky	41 82	31	H	Arkansas	60 54								
115	H	Auburn	54 67	23	A	Vanderbilt	52 68								

Non-Div I Games:

Ole Miss

■ Loss,
 ■ Non-Conf,
 ■ S Site,
 ■ H Home
 ■ A Away
 N Neutral

Oral Roberts

Through Games Of Sunday, February 19, 2012

Average RPI Win:	214	WON-LOST	WINNING	LAST 12	STRENGTH OF	OPP. STRENGTH	TEAM	ADJ.	CONF.	ADJ CONF.
Average RPI Loss:	122	RECORD	PCT. RANK	GAMES	SCHEDULE	OF SCHEDULE	RPI	RPI	RPI	RPI
DIV. I ONLY	17- 9	86	9- 3	184	145	117	117	19	19	
DIV. I NON-CONF.	5- 5	161	0- 0	140	73	127	127	11	11	
TOTALS	RPI 1-25	RPI 26-50	W-L RECORDS	RPI 51-100	RPI 101-150	RPI 150+				
17- 9	0- 0	0- 2	OVERALL	2- 3	2- 0	13- 4				
10- 3	0- 0	0- 0	HOME	1- 2	1- 0	8- 1				
7- 6	0- 0	0- 2	AWAY	1- 1	1- 0	5- 3				
0- 0	0- 0	0- 0	NEUTRAL	0- 0	0- 0	0- 0				
5- 5	0- 0	0- 2	NON-CONFERENCE	0- 1	2- 0	3- 2				
2- 2	0- 0	0- 0	HOME	0- 1	1- 0	1- 1				
3- 3	0- 0	0- 2	AWAY	0- 0	1- 0	2- 1				
0- 0	0- 0	0- 0	NEUTRAL	0- 0	0- 0	0- 0				
12- 4	0- 0	0- 0	CONFERENCE	2- 2	0- 0	10- 2				
8- 1	0- 0	0- 0	HOME	1- 1	0- 0	7- 0				
4- 3	0- 0	0- 0	AWAY	1- 1	0- 0	3- 2				
0- 0	0- 0	0- 0	NEUTRAL	0- 0	0- 0	0- 0				

RPI S	Opponent	Score	RPI S	Opponent	Score	RPI S	Opponent	Score	RPI S	Opponent	Score	Team's RPI: 117
31	A Arkansas	37 65	55	H Missouri St.	79 85	135	H UALR	78 63				
46	A Kansas	68 85	65	A South Dakota St.	51 70	141	A Wisconsin	80 63				
			65	H South Dakota St.	71 65	152	A UMKC	79 92				
			100	A South Dakota	66 53	152	H UMKC	83 70				
			100	H South Dakota	57 60	184	A Tulsa	57 65				
						185	A North Texas	70 60				
						190	H Louisiana Tech	92 71				
						208	H Grambling	80 89				
						233	H Oakland	62 53				
						239	A Western Ill.	78 66				
						239	H Western Ill.	84 69				
						246	A North Dakota St.	84 75				
						246	H North Dakota St.	92 66				
						257	A IUPUI	48 72				
						257	H IUPUI	67 55				
						291	A IPFW	62 61				
						291	H IPFW	102 62				
						303	H Southern Utah	109 59				
						319	A Houston	76 60				
LAST 12 Division I GAMES:												
291	A IPFW	62 61	152	H UMKC	83 70							
257	H IUPUI	67 55	291	H IPFW	102 62							
239	H Western Ill.	84 69	233	H Oakland	62 53							
65	A South Dakota St.	51 70	239	A Western Ill.	78 66							
246	A North Dakota St.	84 75	257	A IUPUI	48 72							
100	H South Dakota	57 60	246	H North Dakota St.	92 66							

Non-Div I Games: Drury 80 53

Oral Roberts

Loss, Non-Conf, S Site, H Home A Away N Neutral

Oregon

Average RPI Win: 157

Average RPI Loss: 73

WON-LOST

WINNING

LAST 12

Through Games Of Sunday, February 19, 2012

STRENGTH OF

OPP. STRENGTH

TEAM

ADJ.

CONF.

ADJ CONF.

RECORD

PCT. RANK

GAMES

SCHEDULE

OF SCHEDULE

RPI

RPI

RPI

RPI

DIV. I ONLY

14- 13

163

5- 7

59

61

121

121

4

4

DIV. I NON-CONF.

8- 4

88

0- 0

197

178

134

134

5

5

TOTALS

RPI 1-25

RPI 26-50

W-L RECORDS

RPI 51-100

RPI 101-150

RPI 150+

14- 13

0- 2

1- 3

OVERALL

2- 5

4- 2

7- 1

12- 5

0- 1

0- 1

HOME

2- 2

3- 1

7- 0

2- 8

0- 1

1- 2

AWAY

0- 3

1- 1

0- 1

0- 0

0- 0

0- 0

NEUTRAL

0- 0

0- 0

0- 0

8- 4

0- 0

0- 0

NON-CONFERENCE

1- 2

0- 1

7- 1

8- 1

0- 0

0- 0

HOME

1- 1

0- 0

7- 0

0- 3

0- 0

0- 0

AWAY

0- 1

0- 1

0- 1

0- 0

0- 0

0- 0

NEUTRAL

0- 0

0- 0

0- 0

6- 9

0- 2

1- 3

CONFERENCE

1- 3

4- 1

0- 0

4- 4

0- 1

0- 1

HOME

1- 1

3- 1

0- 0

2- 5

0- 1

1- 2

AWAY

0- 2

1- 0

0- 0

0- 0

0- 0

0- 0

NEUTRAL

0- 0

0- 0

0- 0

RPI 1-25

RPI 26-50

RPI 51-100

RPI 101+

Team's RPI: 121

RPI	S	Opponent	Score
3	A	Stanford	70 93
3	H	Stanford	46 81

RPI	S	Opponent	Score
27	A	California	67 90
27	H	California	71 83
36	A	Southern California	73 92
48	A	UCLA	83 62

RPI	S	Opponent	Score
54	H	Arizona St.	49 53
57	H	St. Mary's (CA)	62 72
58	A	Fresno St.	71 81
61	A	Oregon St.	60 67
94	A	Washington	69 72
94	H	Washington	88 86
97	H	Illinois	77 74

RPI	S	Opponent	Score
110	A	Washington St.	67 62
110	H	Washington St.	47 75
116	H	Utah	72 67
124	H	Colorado	67 62
128	A	Denver	65 89
148	H	Arizona	87 73
156	H	Cal St. Northridge	79 75
160	H	Cal Poly	102 93
175	H	Portland	88 78
197	H	Portland St.	75 71
214	H	Nicholls St.	95 76
219	H	UC Irvine	89 77
294	A	Nevada	74 76
333	H	Weber St.	88 73

LAST 12 Division I GAMES:

3	H	Stanford	46 81	61	A	Oregon St.	60 67
27	H	California	71 83	48	A	UCLA	83 62
110	A	Washington St.	67 62	36	A	Southern California	73 92
94	A	Washington	69 72	54	H	Arizona St.	49 53
124	H	Colorado	67 62	148	H	Arizona	87 73
116	H	Utah	72 67	27	A	California	67 90

Non-Div I Games:

Oregon

Loss, Non-Conf, S Site, H Home A Away N Neutral

Page 214

Average RPI Win: 139	WON-LOST	WINNING	LAST 12	STRENGTH OF	OPP. STRENGTH	TEAM	ADJ.	CONF.	ADJ CONF.
Average RPI Loss: 68	RECORD	PCT. RANK	GAMES	SCHEDULE	OF SCHEDULE	RPI	RPI	RPI	RPI
DIV. I ONLY	15- 9	102	7- 5	40	50	61	61	4	4
DIV. I NON-CONF.	7- 2	47	0- 0	160	202	82	82	5	5
TOTALS	RPI 1-25	RPI 26-50	W-L RECORDS	RPI 51-100	RPI 101-150	RPI 150+			
15- 9	0- 2	1- 3	OVERALL	3- 1	7- 2	4- 1			
8- 5	0- 1	0- 1	HOME	2- 1	4- 2	2- 0			
7- 3	0- 1	1- 2	AWAY	1- 0	3- 0	2- 0			
0- 1	0- 0	0- 0	NEUTRAL	0- 0	0- 0	0- 1			
7- 2	0- 0	0- 0	NON-CONFERENCE	0- 1	3- 0	4- 1			
3- 1	0- 0	0- 0	HOME	0- 1	1- 0	2- 0			
4- 0	0- 0	0- 0	AWAY	0- 0	2- 0	2- 0			
0- 1	0- 0	0- 0	NEUTRAL	0- 0	0- 0	0- 1			
8- 7	0- 2	1- 3	CONFERENCE	3- 0	4- 2	0- 0			
5- 4	0- 1	0- 1	HOME	2- 0	3- 2	0- 0			
3- 3	0- 1	1- 2	AWAY	1- 0	1- 0	0- 0			
0- 0	0- 0	0- 0	NEUTRAL	0- 0	0- 0	0- 0			

RPI 1-25				RPI 26-50				RPI 51-100				Team's RPI: 61	RPI 101+			
RPI	S	Opponent	Score	RPI	S	Opponent	Score	RPI	S	Opponent	Score		RPI	S	Opponent	Score
3	A	Stanford	60 67	27	A	California	56 73	54	H	Arizona St.	56 51		110	A	Washington St.	51 39
3	H	Stanford	45 78	27	H	California	68 75	57	H	St. Mary's (CA)	61 81		110	H	Washington St.	54 61
				36	A	Southern California	65 61	94	A	Washington	78 73		116	H	Utah	62 49
				48	A	UCLA	60 69	94	H	Washington	60 55		121	H	Oregon	67 60
													124	H	Colorado	65 45
													127	A	Pepperdine	63 52
													130	H	Montana St.	83 53
													137	A	Eastern Wash.	74 60
													148	H	Arizona	56 58
													156	H	Cal St. Northridge	83 63
													185	N	North Texas	53 60
													193	A	Rice	63 57
													292	A	CSU Bakersfield	85 62
													303	H	Southern Utah	90 40
LAST 12 Division I GAMES:																
27	H	California	68 75	121	H	Oregon	67 60									
3	H	Stanford	45 78	36	A	Southern California	65 61									
94	A	Washington	78 73	48	A	UCLA	60 69									
110	A	Washington St.	51 39	148	H	Arizona	56 58									
116	H	Utah	62 49	54	H	Arizona St.	56 51									
124	H	Colorado	65 45	3	A	Stanford	60 67									

Non-Div I Games: Corban 79 47 Western Ore. 96 32

Oregon St.

Average RPI Win: 233	WON-LOST	WINNING	LAST 12	STRENGTH OF	OPP. STRENGTH	TEAM	ADJ.	CONF.	ADJ CONF.
Average RPI Loss: 114	RECORD	PCT. RANK	GAMES	SCHEDULE	OF SCHEDULE	RPI	RPI	RPI	RPI
DIV. I ONLY	14- 10	117	7- 5	126	207	118	118	21	21
DIV. I NON-CONF.	7- 5	122	1- 0	35	112	69	69	20	20
TOTALS	RPI 1-25	RPI 26-50	W-L RECORDS	RPI 51-100	RPI 101-150	RPI 150+			
14- 10	0- 1	1- 0	OVERALL	0- 3	2- 2	11- 4			
9- 2	0- 0	1- 0	HOME	0- 1	2- 0	6- 1			
5- 8	0- 1	0- 0	AWAY	0- 2	0- 2	5- 3			
0- 0	0- 0	0- 0	NEUTRAL	0- 0	0- 0	0- 0			
7- 5	0- 1	1- 0	NON-CONFERENCE	0- 3	2- 1	4- 0			
5- 1	0- 0	1- 0	HOME	0- 1	2- 0	2- 0			
2- 4	0- 1	0- 0	AWAY	0- 2	0- 1	2- 0			
0- 0	0- 0	0- 0	NEUTRAL	0- 0	0- 0	0- 0			
7- 5	0- 0	0- 0	CONFERENCE	0- 0	0- 1	7- 4			
4- 1	0- 0	0- 0	HOME	0- 0	0- 0	4- 1			
3- 4	0- 0	0- 0	AWAY	0- 0	0- 1	3- 3			
0- 0	0- 0	0- 0	NEUTRAL	0- 0	0- 0	0- 0			

RPI 1-25				RPI 26-50				RPI 51-100				RPI 101+ Team's RPI: 118			
RPI	S	Opponent	Score	RPI	S	Opponent	Score	RPI	S	Opponent	Score	RPI	S	Opponent	Score
2	A	Connecticut	53 112	34	H	Florida	78 73	57	H	St. Mary's (CA)	67 68	109	A	Fairfield	47 56
								58	A	Fresno St.	52 61	137	H	Eastern Wash.	69 60
								83	A	San Diego	57 77	139	A	UC Davis	51 59
												142	H	Seattle	81 79
												156	A	Cal St. Northridge	56 63
												156	H	Cal St. Northridge	68 72
												160	A	Cal Poly	64 74
												174	H	SIU Edwardsville	78 68
												219	A	UC Irvine	75 77
												219	H	UC Irvine	87 63
												225	A	UC Santa Barbara	52 48
												250	H	Long Beach St.	93 56
												280	A	Cal St. Fullerton	69 64
												280	H	Cal St. Fullerton	72 67
												292	A	CSU Bakersfield	96 73
												294	A	Nevada	75 70
												307	A	UC Riverside	80 59
												307	H	UC Riverside	63 46
												314	H	Air Force	95 59
LAST 12 Division I GAMES:															
156	A	Cal St. Northridge	56 63	139	A	UC Davis	51 59								
219	H	UC Irvine	87 63	142	H	Seattle	81 79								
307	H	UC Riverside	63 46	156	H	Cal St. Northridge	68 72								
280	A	Cal St. Fullerton	69 64	250	H	Long Beach St.	93 56								
225	A	UC Santa Barbara	52 48	307	A	UC Riverside	80 59								
160	A	Cal Poly	64 74	219	A	UC Irvine	75 77								

Non-Div I Games:

Pacific

■ Loss,
■ Non-Conf,
■ S Site,
■ H Home
■ A Away
N Neutral

Average RPI Win: 273	WON-LOST	WINNING	LAST 12	STRENGTH OF	OPP. STRENGTH	TEAM	ADJ.	CONF.	ADJ CONF.
Average RPI Loss: 132	RECORD	PCT. RANK	GAMES	SCHEDULE	OF SCHEDULE	RPI	RPI	RPI	RPI
DIV. I ONLY	10- 13	213	3- 9	270	184	240	240	20	20
DIV. I NON-CONF.	7- 7	161	0- 4	190	191	168	168	18	18

TOTALS	RPI 1-25	RPI 26-50	W-L RECORDS	RPI 51-100	RPI 101-150	RPI 150+			
10- 13	0- 1	0- 2	OVERALL	1- 2	0- 3	9- 5			
6- 5	0- 0	0- 1	HOME	1- 0	0- 1	5- 3			
3- 8	0- 1	0- 1	AWAY	0- 2	0- 2	3- 2			
1- 0	0- 0	0- 0	NEUTRAL	0- 0	0- 0	1- 0			
7- 7	0- 1	0- 1	NON-CONFERENCE	1- 2	0- 1	6- 2			
5- 1	0- 0	0- 0	HOME	1- 0	0- 0	4- 1			
1- 6	0- 1	0- 1	AWAY	0- 2	0- 1	1- 1			
1- 0	0- 0	0- 0	NEUTRAL	0- 0	0- 0	1- 0			
3- 6	0- 0	0- 1	CONFERENCE	0- 0	0- 2	3- 3			
1- 4	0- 0	0- 1	HOME	0- 0	0- 1	1- 2			
2- 2	0- 0	0- 0	AWAY	0- 0	0- 1	2- 1			
0- 0	0- 0	0- 0	NEUTRAL	0- 0	0- 0	0- 0			

RPI 1-25				RPI 26-50				RPI 51-100				RPI 101+ Team's RPI: 240			
RPI	S	Opponent	Score	RPI	S	Opponent	Score	RPI	S	Opponent	Score	RPI	S	Opponent	Score
5	A	Notre Dame	38 69	28	H	Princeton	48 83	59	A	Temple	47 72	103	A	San Diego St.	37 51
				32	A	Villanova	30 52	62	A	Saint Joseph's	34 42	114	H	Yale	60 72
								90	H	Drexel	67 65	140	A	Harvard	52 66
												151	A	La Salle	47 58
												201	H	Brown	55 59
												237	A	Niagara	55 41
												249	A	Cornell	42 45
												249	H	Cornell	53 67
												264	H	Army	70 60
												267	H	Rider	66 57
												273	A	Dartmouth	73 63
												284	N	UNC Greensboro	47 36
												306	H	Lafayette	49 39
												320	H	NJIT	48 52
												330	H	St. Francis (NY)	70 61
												337	A	Columbia	61 41
												337	H	Columbia	75 50
LAST 12 Division I GAMES:															
337	A	Columbia	61 41	249	H	Cornell	53 67								
249	A	Cornell	42 45	337	H	Columbia	75 50								
273	A	Dartmouth	73 63	59	A	Temple	47 72								
140	A	Harvard	52 66	32	A	Villanova	30 52								
201	H	Brown	55 59	62	A	Saint Joseph's	34 42								
114	H	Yale	60 72	320	H	NJIT	48 52								

Non-Div I Games:

Penn

■ Loss,
 ■ Non-Conf, S Site,
 ■ Home
 ■ Away
 N Neutral

Average RPI Win:	126	WON-LOST	WINNING	LAST 12	STRENGTH OF	OPP. STRENGTH	TEAM	ADJ.	CONF.	ADJ CONF.
Average RPI Loss:	47	RECORD	PCT. RANK	GAMES	SCHEDULE	OF SCHEDULE	RPI	RPI	RPI	RPI
DIV. I ONLY	21- 5	23	10- 2	74	28	24	24	5	5	
DIV. I NON-CONF.	10- 2	33	0- 0	130	33	30	30	4	4	
TOTALS	RPI 1-25	RPI 26-50	W-L RECORDS	RPI 51-100	RPI 101-150	RPI 150+				
21- 5	0- 1	8- 2	OVERALL	3- 2	4- 0	6- 0				
10- 2	0- 0	3- 1	HOME	1- 1	2- 0	4- 0				
10- 3	0- 1	4- 1	AWAY	2- 1	2- 0	2- 0				
1- 0	0- 0	1- 0	NEUTRAL	0- 0	0- 0	0- 0				
10- 2	0- 1	3- 1	NON-CONFERENCE	1- 0	1- 0	5- 0				
6- 0	0- 0	1- 0	HOME	1- 0	1- 0	3- 0				
3- 2	0- 1	1- 1	AWAY	0- 0	0- 0	2- 0				
1- 0	0- 0	1- 0	NEUTRAL	0- 0	0- 0	0- 0				
11- 3	0- 0	5- 1	CONFERENCE	2- 2	3- 0	1- 0				
4- 2	0- 0	2- 1	HOME	0- 1	1- 0	1- 0				
7- 1	0- 0	3- 0	AWAY	2- 1	2- 0	0- 0				
0- 0	0- 0	0- 0	NEUTRAL	0- 0	0- 0	0- 0				

RPI 1-25				RPI 26-50				RPI 51-100				RPI 101+			
RPI	S	Opponent	Score	RPI	S	Opponent	Score	RPI	S	Opponent	Score	RPI	S	Opponent	Score
7	A	Delaware	71 80	30	A	Purdue	74 63	68	A	Michigan St.	77 83	110	H	Washington St.	72 60
				33	A	South Carolina	55 50	68	H	Michigan St.	65 75	125	A	Minnesota	68 65
				37	A	Michigan	77 56	79	H	North Carolina	103 84	141	A	Wisconsin	82 49
				37	H	Michigan	78 63	92	A	Northwestern	77 63	141	H	Wisconsin	69 54
				38	H	Middle Tenn.	65 49	97	A	Illinois	71 65	199	H	Indiana	76 44
				39	N	Iowa St.	66 59					200	H	Virginia Tech	66 28
				41	H	Iowa	68 52					215	H	Md.-East. Shore	76 51
				42	A	Nebraska	93 73					294	A	Nevada	103 65
				42	H	Nebraska	63 71					329	A	Bucknell	78 54
				50	A	Texas Tech	66 70					334	H	Wagner	103 42
LAST 12 Division I GAMES:															
				30	A	Purdue	74 63	37	A	Michigan	77 56				
				92	A	Northwestern	77 63	41	H	Iowa	68 52				
				141	H	Wisconsin	69 54	97	A	Illinois	71 65				
				125	A	Minnesota	68 65	42	A	Nebraska	93 73				
				199	H	Indiana	76 44	37	H	Michigan	78 63				
				68	A	Michigan St.	77 83	68	H	Michigan St.	65 75				

Non-Div I Games:

Penn St.

Pepperdine

Through Games Of Sunday, February 19, 2012

Average RPI Win:	192	WON-LOST	WINNING	LAST 12	STRENGTH OF	OPP. STRENGTH	TEAM	ADJ.	CONF.	ADJ CONF.
Average RPI Loss:	105	RECORD	PCT. RANK	GAMES	SCHEDULE	OF SCHEDULE	RPI	RPI	RPI	RPI
DIV. I ONLY	12- 13	178	5- 7	93	99	127	127	8	8	
DIV. I NON-CONF.	5- 6	191	0- 0	125	143	155	155	8	8	
TOTALS	RPI 1-25	RPI 26-50	W-L RECORDS	RPI 51-100	RPI 101-150	RPI 150+				
12- 13	0- 1	1- 4	OVERALL	1- 4	0- 0	10- 4				
6- 4	0- 0	1- 2	HOME	1- 2	0- 0	4- 0				
5- 9	0- 1	0- 2	AWAY	0- 2	0- 0	5- 4				
1- 0	0- 0	0- 0	NEUTRAL	0- 0	0- 0	1- 0				
5- 6	0- 1	0- 1	NON-CONFERENCE	1- 1	0- 0	4- 3				
2- 2	0- 0	0- 1	HOME	1- 1	0- 0	1- 0				
2- 4	0- 1	0- 0	AWAY	0- 0	0- 0	2- 3				
1- 0	0- 0	0- 0	NEUTRAL	0- 0	0- 0	1- 0				
7- 7	0- 0	1- 3	CONFERENCE	0- 3	0- 0	6- 1				
4- 2	0- 0	1- 1	HOME	0- 1	0- 0	3- 0				
3- 5	0- 0	0- 2	AWAY	0- 2	0- 0	3- 1				
0- 0	0- 0	0- 0	NEUTRAL	0- 0	0- 0	0- 0				

RPI 1-25				RPI 26-50				RPI 51-100				RPI 101+ Team's RPI: 127			
RPI	S	Opponent	Score	RPI	S	Opponent	Score	RPI	S	Opponent	Score	RPI	S	Opponent	Score
4	A	Tennessee	57 89	29	A	Gonzaga	40 66	57	A	St. Mary's (CA)	43 56	156	H	Cal St. Northridge	68 64
				29	H	Gonzaga	50 79	58	H	Fresno St.	81 78	160	A	Cal Poly	80 78
				36	H	Southern California	71 75	61	H	Oregon St.	52 63	173	A	Santa Clara	62 56
				45	A	BYU	56 80	83	A	San Diego	39 70	173	H	Santa Clara	67 57
				45	H	BYU	61 49	83	H	San Diego	46 56	175	A	Portland	56 58
												175	H	Portland	66 63
												225	A	UC Santa Barbara	44 54
												252	A	Boise St.	57 68
												255	A	Loyola Marymount	68 59
												259	A	San Francisco	85 69
												259	H	San Francisco	77 64
												280	A	Cal St. Fullerton	51 65
												293	A	New Mexico	59 56
												299	N	Idaho	57 48
LAST 12 Division I GAMES:															
29	A	Gonzaga	40 66	57	A	St. Mary's (CA)	43 56								
175	A	Portland	56 58	259	H	San Francisco	77 64								
83	H	San Diego	46 56	173	H	Santa Clara	67 57								
255	A	Loyola Marymount	68 59	45	A	BYU	56 80								
45	H	BYU	61 49	175	H	Portland	66 63								
83	A	San Diego	39 70	29	H	Gonzaga	50 79								

Non-Div I Games:

Pepperdine

Loss, Non-Conf, S Site, H Home A Away N Neutral

Average RPI Win:	197	WON-LOST	WINNING	LAST 12	STRENGTH OF	OPP. STRENGTH	TEAM	ADJ.	CONF.	ADJ CONF.
Average RPI Loss:	60	RECORD	PCT. RANK	GAMES	SCHEDULE	OF SCHEDULE	RPI	RPI	RPI	RPI
DIV. I ONLY	8- 18	268	0- 12	35	42	179	179	2	2	
DIV. I NON-CONF.	8- 5	107	0- 0	106	130	137	137	2	2	
TOTALS	RPI 1-25	RPI 26-50	W-L RECORDS	RPI 51-100	RPI 101-150	RPI 150+				
8- 18	0- 7	0- 2	OVERALL	1- 5	0- 4	7- 0				
6- 9	0- 4	0- 1	HOME	0- 3	0- 1	6- 0				
0- 9	0- 3	0- 1	AWAY	0- 2	0- 3	0- 0				
2- 0	0- 0	0- 0	NEUTRAL	1- 0	0- 0	1- 0				
8- 5	0- 1	0- 0	NON-CONFERENCE	1- 3	0- 1	7- 0				
6- 3	0- 0	0- 0	HOME	0- 3	0- 0	6- 0				
0- 2	0- 1	0- 0	AWAY	0- 0	0- 1	0- 0				
2- 0	0- 0	0- 0	NEUTRAL	1- 0	0- 0	1- 0				
0- 13	0- 6	0- 2	CONFERENCE	0- 2	0- 3	0- 0				
0- 6	0- 4	0- 1	HOME	0- 0	0- 1	0- 0				
0- 7	0- 2	0- 1	AWAY	0- 2	0- 2	0- 0				
0- 0	0- 0	0- 0	NEUTRAL	0- 0	0- 0	0- 0				

RPI	S	Opponent	Score	RPI	S	Opponent	Score	RPI	S	Opponent	Score	RPI	S	Opponent	Score	Team's RPI: 179
5	A	Notre Dame	44 120	32	A	Villanova	62 70	68	N	Michigan St.	64 54	102	A	Providence	50 66	
10	A	Duke	43 92	40	H	West Virginia	43 54	71	H	Duquesne	57 70	105	H	Syracuse	60 83	
13	H	Rutgers	39 63					78	H	Hampton	37 60	126	A	Marquette	48 72	
14	A	DePaul	83 86					88	A	Cincinnati	57 62	150	A	High Point	75 82	
17	H	St. John's (NY)	51 66					90	H	Drexel	50 71	164	H	Saint Francis (PA)	78 50	
20	H	Louisville	66 71					91	A	South Fla.	50 62	171	H	Central Mich.	77 70	
21	H	Georgetown	54 82									180	H	Loyola Maryland	65 59	
												199	N	Indiana	77 72	
												213	H	Mt. St. Mary's	58 45	
												275	H	Valparaiso	65 56	
												306	H	Lafayette	74 69	
LAST 12 Division I GAMES:																
91	A	South Fla.	50 62	40	H	West Virginia	43 54	5	A	Notre Dame	44 120	14	A	DePaul	83 86	
20	H	Louisville	66 71	5	A	Notre Dame	44 120	13	H	Rutgers	39 63	105	H	Syracuse	60 83	
88	A	Cincinnati	57 62	13	H	Rutgers	39 63	102	A	Providence	50 66	32	A	Villanova	62 70	
126	A	Marquette	48 72	105	H	Syracuse	60 83									
17	H	St. John's (NY)	51 66													
102	A	Providence	50 66													

Non-Div I Games:

Pittsburgh

■ Loss,
■ Non-Conf, S Site,
■ Home
■ Away
N Neutral

Average RPI Win:	198	WON-LOST	WINNING	LAST 12	STRENGTH OF	OPP. STRENGTH	TEAM	ADJ.	CONF.	ADJ CONF.
Average RPI Loss:	96	RECORD	PCT. RANK	GAMES	SCHEDULE	OF SCHEDULE	RPI	RPI	RPI	RPI
DIV. I ONLY	10- 18	256	3- 9	46	103	175	175	8	8	
DIV. I NON-CONF.	7- 7	161	0- 0	43	164	122	122	8	8	
TOTALS	RPI 1-25	RPI 26-50	W-L RECORDS	RPI 51-100	RPI 101-150	RPI 150+				
10- 18	0- 2	0- 4	OVERALL	0- 4	2- 5	8- 3				
7- 8	0- 1	0- 2	HOME	0- 1	1- 2	6- 2				
2- 9	0- 0	0- 2	AWAY	0- 3	0- 3	2- 1				
1- 1	0- 1	0- 0	NEUTRAL	0- 0	1- 0	0- 0				
7- 7	0- 2	0- 0	NON-CONFERENCE	0- 1	1- 4	6- 0				
5- 3	0- 1	0- 0	HOME	0- 0	0- 2	5- 0				
1- 3	0- 0	0- 0	AWAY	0- 1	0- 2	1- 0				
1- 1	0- 1	0- 0	NEUTRAL	0- 0	1- 0	0- 0				
3- 11	0- 0	0- 4	CONFERENCE	0- 3	1- 1	2- 3				
2- 5	0- 0	0- 2	HOME	0- 1	1- 0	1- 2				
1- 6	0- 0	0- 2	AWAY	0- 2	0- 1	1- 1				
0- 0	0- 0	0- 0	NEUTRAL	0- 0	0- 0	0- 0				

RPI 1-25			RPI 26-50			RPI 51-100			RPI 101+ Team's RPI: 175		
RPI	S	Opponent	Score	RPI	S	Opponent	Score	RPI	S	Opponent	Score
14	N	DePaul	64 99	29	A	Gonzaga	56 77	57	A	St. Mary's (CA)	58 75
20	H	Louisville	42 71	29	H	Gonzaga	65 80	57	H	St. Mary's (CA)	71 75
				45	A	BYU	55 76	83	A	San Diego	66 72
				45	H	BYU	53 79	94	A	Washington	49 61
LAST 12 Division I GAMES:											
173	H	Santa Clara	70 71	45	A	BYU	55 76	103	N	San Diego St.	59 58
127	H	Pepperdine	58 56	83	A	San Diego	66 72	121	A	Oregon	78 88
255	A	Loyola Marymount	80 63	259	H	San Francisco	78 76	127	A	Pepperdine	63 66
57	A	St. Mary's (CA)	58 75	57	H	St. Mary's (CA)	71 75	127	H	Pepperdine	58 56
29	A	Gonzaga	56 77	127	A	Pepperdine	63 66	130	H	Montana St.	53 66
255	H	Loyola Marymount	60 68	173	A	Santa Clara	63 78	137	H	Eastern Wash.	60 76
								142	A	Seattle	55 69
								156	H	Cal St. Northridge	73 66
								166	H	Montana	55 46
								173	A	Santa Clara	63 78
								173	H	Santa Clara	70 71
								197	H	Portland St.	62 54
								219	H	UC Irvine	64 56
								247	A	Hawaii	82 64
								252	H	Boise St.	83 56
								255	A	Loyola Marymount	80 63
								255	H	Loyola Marymount	60 68
								259	H	San Francisco	78 76

Non-Div I Games:

Portland

■ Loss,
 ■ Non-Conf,
 S Site,
 ■ Home
 ■ Away
 N Neutral

Average RPI Win:	242	WON-LOST	WINNING	LAST 12	STRENGTH OF	OPP. STRENGTH	TEAM	ADJ.	CONF.	ADJ CONF.
Average RPI Loss:	141	RECORD	PCT. RANK	GAMES	SCHEDULE	OF SCHEDULE	RPI	RPI	RPI	RPI
DIV. I ONLY	11- 12	184	5- 7	227	146	197	197	18	18	
DIV. I NON-CONF.	6- 5	139	0- 1	202	137	147	147	17	17	
TOTALS	RPI 1-25	RPI 26-50	W-L RECORDS	RPI 51-100	RPI 101-150	RPI 150+				
11- 12	0- 0	0- 1	OVERALL	0- 2	3- 5	8- 4				
6- 4	0- 0	0- 0	HOME	0- 1	1- 3	5- 0				
3- 8	0- 0	0- 1	AWAY	0- 1	0- 2	3- 4				
2- 0	0- 0	0- 0	NEUTRAL	0- 0	2- 0	0- 0				
6- 5	0- 0	0- 1	NON-CONFERENCE	0- 0	2- 2	4- 2				
3- 1	0- 0	0- 0	HOME	0- 0	0- 1	3- 0				
1- 4	0- 0	0- 1	AWAY	0- 0	0- 1	1- 2				
2- 0	0- 0	0- 0	NEUTRAL	0- 0	2- 0	0- 0				
5- 7	0- 0	0- 0	CONFERENCE	0- 2	1- 3	4- 2				
3- 3	0- 0	0- 0	HOME	0- 1	1- 2	2- 0				
2- 4	0- 0	0- 0	AWAY	0- 1	0- 1	2- 2				
0- 0	0- 0	0- 0	NEUTRAL	0- 0	0- 0	0- 0				

RPI S	Opponent	Score	RPI S	Opponent	Score	RPI S	Opponent	Score	RPI S	Opponent	Score	Team's RPI: 197
29	A Gonzaga	69 99	73	A Idaho St.	63 78	121	A Oregon	71 75	128	N Denver	70 66	
			73	H Idaho St.	59 70	130	A Montana St.	50 70	130	H Montana St.	83 95	
						133	H Northern Colo.	62 61	137	H Eastern Wash.	67 75	
						139	N UC Davis	68 57	142	H Seattle	79 90	
						166	A Montana	56 78	175	A Portland	54 62	
						219	H UC Irvine	80 76	225	H UC Santa Barbara	65 51	
						247	A Hawaii	66 78	255	A Loyola Marymount	70 55	
						270	A Sacramento St.	67 71	294	H Nevada	80 73	
						301	A Northern Ariz.	84 74	301	H Northern Ariz.	73 59	
						333	A Weber St.	66 56	333	H Weber St.	76 63	
LAST 12 Division I GAMES:												
270	A Sacramento St.	67 71	130	A Montana St.	50 70							
73	H Idaho St.	59 70	137	H Eastern Wash.	67 75							
142	H Seattle	79 90	73	A Idaho St.	63 78							
301	H Northern Ariz.	73 59	133	H Northern Colo.	62 61							
333	H Weber St.	76 63	333	A Weber St.	66 56							
166	A Montana	56 78	301	A Northern Ariz.	84 74							

Non-Div I Games: Corban 90 48 Western Ore. 78 58

Portland St.

Average RPI Win:	264	WON-LOST	WINNING	LAST 12	STRENGTH OF	OPP. STRENGTH	TEAM	ADJ.	CONF.	ADJ CONF.
Average RPI Loss:	170	RECORD	PCT. RANK	GAMES	SCHEDULE	OF SCHEDULE	RPI	RPI	RPI	RPI
DIV. I ONLY	9- 14	239	7- 5	299	264	282	282	32	32	
DIV. I NON-CONF.	2- 8	292	0- 0	150	30	275	275	31	31	
TOTALS	RPI 1-25	RPI 26-50	W-L RECORDS	RPI 51-100	RPI 101-150	RPI 150+				
9- 14	0- 2	0- 1	OVERALL	0- 0	0- 3	9- 8				
6- 3	0- 0	0- 0	HOME	0- 0	0- 0	6- 3				
1- 6	0- 2	0- 0	AWAY	0- 0	0- 0	1- 4				
2- 5	0- 0	0- 1	NEUTRAL	0- 0	0- 3	2- 1				
2- 8	0- 2	0- 1	NON-CONFERENCE	0- 0	0- 3	2- 2				
1- 1	0- 0	0- 0	HOME	0- 0	0- 0	1- 1				
0- 2	0- 2	0- 0	AWAY	0- 0	0- 0	0- 0				
1- 5	0- 0	0- 1	NEUTRAL	0- 0	0- 3	1- 1				
7- 6	0- 0	0- 0	CONFERENCE	0- 0	0- 0	7- 6				
5- 2	0- 0	0- 0	HOME	0- 0	0- 0	5- 2				
1- 4	0- 0	0- 0	AWAY	0- 0	0- 0	1- 4				
1- 0	0- 0	0- 0	NEUTRAL	0- 0	0- 0	1- 0				

RPI 1-25				RPI 26-50				RPI 51-100				RPI 101+ Team's RPI: 282			
RPI	S	Opponent	Score	RPI	S	Opponent	Score	RPI	S	Opponent	Score	RPI	S	Opponent	Score
9	A	Miami (FL)	26 107	37	N	Michigan	53 59					110	N	Washington St.	52 90
17	A	St. John's (NY)	50 66									120	N	UNLV	60 73
												126	N	Marquette	51 71
												157	A	Mississippi Val.	56 63
												157	H	Mississippi Val.	61 56
												190	N	Louisiana Tech	83 89
												193	H	Rice	61 58
												207	A	Alabama A&M	53 55
												208	H	Grambling	73 55
												208	N	Grambling	68 55
												218	H	Southern U.	53 58
												265	H	Alcorn St.	54 59
												290	A	Alabama St.	53 67
												292	N	CSU Bakersfield	69 64
												312	A	Jackson St.	46 48
												312	H	Jackson St.	56 55
												327	H	Northwestern St.	69 79
												331	H	Ark.-Pine Bluff	102 51
												339	A	Texas Southern	64 43
												339	H	Texas Southern	53 45
LAST 12 Division I GAMES:															
157	A	Mississippi Val.	56 63	331	H	Ark.-Pine Bluff	102 51								
208	H	Grambling	73 55	157	H	Mississippi Val.	61 56								
312	H	Jackson St.	56 55	208	N	Grambling	68 55								
339	H	Texas Southern	53 45	312	A	Jackson St.	46 48								
207	A	Alabama A&M	53 55	339	A	Texas Southern	64 43								
290	A	Alabama St.	53 67	265	H	Alcorn St.	54 59								

Non-Div I Games: Texas Wesleyan 69 57

Prairie View

Loss, Non-Conf, S Site, H Home A Away N Neutral

Presbyterian

Through Games Of Sunday, February 19, 2012

Average RPI Win:	292	WON-LOST	WINNING	LAST 12	STRENGTH OF	OPP. STRENGTH	TEAM	ADJ.	CONF.	ADJ CONF.
Average RPI Loss:	163	RECORD	PCT. RANK	GAMES	SCHEDULE	OF SCHEDULE	RPI	RPI	RPI	RPI
DIV. I ONLY	9- 12	216	6- 6	296	305	245	245	26	26	
DIV. I NON-CONF.	3- 5	226	0- 0	249	261	214	214	28	28	
TOTALS	RPI 1-25	RPI 26-50	W-L RECORDS	RPI 51-100	RPI 101-150	RPI 150+				
9- 12	0- 0	0- 1	OVERALL	0- 1	0- 3	9- 7				
4- 4	0- 0	0- 0	HOME	0- 0	0- 1	4- 3				
5- 8	0- 0	0- 1	AWAY	0- 1	0- 2	5- 4				
0- 0	0- 0	0- 0	NEUTRAL	0- 0	0- 0	0- 0				
3- 5	0- 0	0- 1	NON-CONFERENCE	0- 1	0- 1	3- 2				
1- 1	0- 0	0- 0	HOME	0- 0	0- 0	1- 1				
2- 4	0- 0	0- 1	AWAY	0- 1	0- 1	2- 1				
0- 0	0- 0	0- 0	NEUTRAL	0- 0	0- 0	0- 0				
6- 7	0- 0	0- 0	CONFERENCE	0- 0	0- 2	6- 5				
3- 3	0- 0	0- 0	HOME	0- 0	0- 1	3- 2				
3- 4	0- 0	0- 0	AWAY	0- 0	0- 1	3- 3				
0- 0	0- 0	0- 0	NEUTRAL	0- 0	0- 0	0- 0				

RPI 1-25			RPI 26-50			RPI 51-100			RPI 101+			Team's RPI: 245
RPI	S	Opponent	Score	RPI	S	Opponent	Score	RPI	S	Opponent	Score	
				33	A	South Carolina	24 52	79	A	North Carolina	38 61	
								108	A	Liberty	39 59	
								119	A	Charlotte	42 58	
								150	H	High Point	51 63	
								167	A	Alabama	47 65	
								186	H	Furman	47 63	
								196	H	Campbell	44 53	
								198	A	Radford	29 53	
								198	H	Radford	52 49	
								210	A	Winthrop	63 60	
								210	H	Winthrop	62 70	
								211	A	Charleston So.	67 76	
								248	A	South Carolina St.	53 50	
								297	A	Coastal Caro.	49 52	
								309	A	S.C. Upstate	72 64	
								325	A	Gardner-Webb	59 57	
								325	H	Gardner-Webb	54 43	
								336	A	UNC Asheville	62 45	
								336	H	UNC Asheville	62 54	
								341	H	N.C. Central	64 48	
LAST 12 Division I GAMES:												
				198	H	Radford	52 49	198	A	Radford	29 53	
				325	A	Gardner-Webb	59 57	108	A	Liberty	39 59	
				336	A	UNC Asheville	62 45	336	H	UNC Asheville	62 54	
				210	A	Winthrop	63 60	325	H	Gardner-Webb	54 43	
				150	H	High Point	51 63	210	H	Winthrop	62 70	
				196	H	Campbell	44 53	297	A	Coastal Caro.	49 52	

Non-Div I Games: Columbia (SC) 92 45 Montreat 84 44 Allen 65 28

Presbyterian

Loss, Non-Conf, S Site, H Home A Away N Neutral

Average RPI Win:	179	WON-LOST	WINNING	LAST 12	STRENGTH OF	OPP. STRENGTH	TEAM	ADJ.	CONF.	ADJ CONF.
Average RPI Loss:	57	RECORD	PCT. RANK	GAMES	SCHEDULE	OF SCHEDULE	RPI	RPI	RPI	RPI
DIV. I ONLY	19- 4	18	12- 0	80	110	28	28	20	20	
DIV. I NON-CONF.	10- 4	80	3- 0	11	26	15	15	18	18	
TOTALS	RPI 1-25	RPI 26-50	W-L RECORDS	RPI 51-100	RPI 101-150	RPI 150+				
19- 4	0- 3	2- 0	OVERALL	4- 0	2- 0	11- 1				
8- 2	0- 2	2- 0	HOME	2- 0	1- 0	3- 0				
11- 2	0- 1	0- 0	AWAY	2- 0	1- 0	8- 1				
0- 0	0- 0	0- 0	NEUTRAL	0- 0	0- 0	0- 0				
10- 4	0- 3	2- 0	NON-CONFERENCE	4- 0	0- 0	4- 1				
4- 2	0- 2	2- 0	HOME	2- 0	0- 0	0- 0				
6- 2	0- 1	0- 0	AWAY	2- 0	0- 0	4- 1				
0- 0	0- 0	0- 0	NEUTRAL	0- 0	0- 0	0- 0				
9- 0	0- 0	0- 0	CONFERENCE	0- 0	2- 0	7- 0				
4- 0	0- 0	0- 0	HOME	0- 0	1- 0	3- 0				
5- 0	0- 0	0- 0	AWAY	0- 0	1- 0	4- 0				
0- 0	0- 0	0- 0	NEUTRAL	0- 0	0- 0	0- 0				

RPI 1-25				RPI 26-50				Team's RPI: 28				RPI 51-100				RPI 101+			
RPI	S	Opponent	Score	RPI	S	Opponent	Score	RPI	S	Opponent	Score	RPI	S	Opponent	Score	RPI	S	Opponent	Score
3	A	Stanford	66 85	32	H	Villanova	56 41	53	A	Hofstra	74 69	114	H	Yale	72 47				
7	H	Delaware	70 81	44	H	Marist	68 51	62	H	Saint Joseph's	79 62	140	A	Harvard	84 56				
14	H	DePaul	67 78					86	H	Davidson	53 44	153	A	UMBC	56 41				
								90	A	Drexel	63 51	173	A	Santa Clara	77 61				
												201	H	Brown	57 45				
												203	A	Navy	52 65				
												240	A	Penn	83 48				
												249	A	Cornell	75 39				
												249	H	Cornell	64 35				
												267	A	Rider	75 55				
												273	A	Dartmouth	72 41				
												306	A	Lafayette	87 47				
												337	A	Columbia	86 46				
												337	H	Columbia	94 35				
LAST 12 Division I GAMES:																			
249	A	Cornell	75 39	337	H	Columbia	94 35												
337	A	Columbia	86 46	249	H	Cornell	64 35												
140	A	Harvard	84 56	240	A	Penn	83 48												
273	A	Dartmouth	72 41	90	A	Drexel	63 51												
114	H	Yale	72 47	53	A	Hofstra	74 69												
201	H	Brown	57 45	173	A	Santa Clara	77 61												

Non-Div I Games:

Princeton

Average RPI Win:	156	WON-LOST	WINNING	LAST 12	STRENGTH OF	OPP. STRENGTH	TEAM	ADJ.	CONF.	ADJ CONF.
Average RPI Loss:	70	RECORD	PCT. RANK	GAMES	SCHEDULE	OF SCHEDULE	RPI	RPI	RPI	RPI
DIV. I ONLY	13- 14	175	5- 7	45	36	102	102	2	2	
DIV. I NON-CONF.	8- 5	107	0- 0	145	150	107	107	2	2	
TOTALS	RPI 1-25	RPI 26-50	W-L RECORDS	RPI 51-100	RPI 101-150	RPI 150+				
13- 14	1- 6	1- 2	OVERALL	1- 3	3- 1	7- 2				
8- 5	1- 1	1- 1	HOME	1- 2	1- 1	4- 0				
4- 9	0- 5	0- 1	AWAY	0- 1	1- 0	3- 2				
1- 0	0- 0	0- 0	NEUTRAL	0- 0	1- 0	0- 0				
8- 5	0- 1	0- 0	NON-CONFERENCE	1- 2	2- 0	5- 2				
4- 2	0- 1	0- 0	HOME	1- 1	1- 0	2- 0				
3- 3	0- 0	0- 0	AWAY	0- 1	0- 0	3- 2				
1- 0	0- 0	0- 0	NEUTRAL	0- 0	1- 0	0- 0				
5- 9	1- 5	1- 2	CONFERENCE	0- 1	1- 1	2- 0				
4- 3	1- 0	1- 1	HOME	0- 1	0- 1	2- 0				
1- 6	0- 5	0- 1	AWAY	0- 0	1- 0	0- 0				
0- 0	0- 0	0- 0	NEUTRAL	0- 0	0- 0	0- 0				

RPI S	Opponent	Score	RPI S	Opponent	Score	RPI S	Opponent	Score	RPI S	Opponent	Score	Team's RPI: 102
2	A Connecticut	35 96	32	A Villanova	53 59	51	H Virginia	38 55	105	H Syracuse	54 80	
5	A Notre Dame	47 66	32	H Villanova	42 69	77	A Boston U.	62 65	109	N Fairfield	75 43	
7	H Delaware	47 68	40	H West Virginia	51 48	81	H Hartford	63 46	126	A Marquette	52 50	
14	H DePaul	60 52				88	H Cincinnati	56 60	140	H Harvard	71 60	
17	A St. John's (NY)	41 57							170	H Seton Hall	62 47	
20	A Louisville	48 64							179	H Pittsburgh	66 50	
21	A Georgetown	39 66							195	A Akron	78 65	
									201	A Brown	57 70	
									228	H Clemson	73 63	
									233	A Oakland	51 50	
									238	A Massachusetts	66 45	
									273	H Dartmouth	63 48	
									316	A Rhode Island	43 52	
LAST 12 Division I GAMES:												
21	A Georgetown	39 66	179	H Pittsburgh	66 50							
5	A Notre Dame	47 66	126	A Marquette	52 50							
170	H Seton Hall	62 47	20	A Louisville	48 64							
88	H Cincinnati	56 60	40	H West Virginia	51 48							
32	A Villanova	53 59	2	A Connecticut	35 96							
105	H Syracuse	54 80	14	H DePaul	60 52							

Non-Div I Games:

Providence

■ Loss,
■ Non-Conf,
■ S Site,
■ H Home
■ A Away
N Neutral

Average RPI Win:	129	WON-LOST	WINNING	LAST 12	STRENGTH OF	OPP. STRENGTH	TEAM	ADJ.	CONF.	ADJ CONF.
Average RPI Loss:	48	RECORD	PCT. RANK	GAMES	SCHEDULE	OF SCHEDULE	RPI	RPI	RPI	RPI
DIV. I ONLY	19- 8	63	7- 5	33	38	30	30	5	5	
DIV. I NON-CONF.	10- 3	49	0- 0	28	46	19	19	4	4	
TOTALS	RPI 1-25	RPI 26-50	W-L RECORDS	RPI 51-100	RPI 101-150	RPI 150+				
19- 8	2- 4	1- 2	OVERALL	6- 1	5- 0	5- 1				
11- 3	1- 2	1- 1	HOME	2- 0	3- 0	4- 0				
6- 5	0- 2	0- 1	AWAY	3- 1	2- 0	1- 1				
2- 0	1- 0	0- 0	NEUTRAL	1- 0	0- 0	0- 0				
10- 3	2- 2	0- 0	NON-CONFERENCE	2- 0	2- 0	4- 1				
6- 1	1- 1	0- 0	HOME	0- 0	1- 0	4- 0				
2- 2	0- 1	0- 0	AWAY	1- 0	1- 0	0- 1				
2- 0	1- 0	0- 0	NEUTRAL	1- 0	0- 0	0- 0				
9- 5	0- 2	1- 2	CONFERENCE	4- 1	3- 0	1- 0				
5- 2	0- 1	1- 1	HOME	2- 0	2- 0	0- 0				
4- 3	0- 1	0- 1	AWAY	2- 1	1- 0	1- 0				
0- 0	0- 0	0- 0	NEUTRAL	0- 0	0- 0	0- 0				

RPI 1-25				RPI 26-50				Team's RPI: 30	RPI 51-100				RPI 101+			
RPI	S	Opponent	Score	RPI	S	Opponent	Score		RPI	S	Opponent	Score	RPI	S	Opponent	Score
5	H	Notre Dame	38 66	41	A	Iowa	42 59		52	N	Tulane	61 48	112	H	UT Martin	65 39
6	H	Texas A&M	60 51	41	H	Iowa	57 55		63	A	Bowling Green	54 53	115	A	Auburn	62 54
10	A	Duke	53 64	42	H	Nebraska	89 93		68	A	Michigan St.	52 67	125	A	Minnesota	72 55
11	N	Kansas St.	46 42						68	H	Michigan St.	67 49	125	H	Minnesota	57 53
19	A	Ohio St.	71 80						92	A	Northwestern	80 70	141	H	Wisconsin	63 52
24	H	Penn St.	63 74						97	A	Illinois	64 63	171	A	Central Mich.	62 75
									97	H	Illinois	77 66	199	A	Indiana	82 60
													233	H	Oakland	66 47
													257	H	IUPUI	75 45
													291	H	IPFW	73 36
													332	H	Chicago St.	76 49
LAST 12 Division I GAMES:																
68	A	Michigan St.	52 67	92	A	Northwestern	80 70									
24	H	Penn St.	63 74	68	H	Michigan St.	67 49									
19	A	Ohio St.	71 80	199	A	Indiana	82 60									
97	H	Illinois	77 66	41	H	Iowa	57 55									
42	H	Nebraska	89 93	125	A	Minnesota	72 55									
41	A	Iowa	42 59	141	H	Wisconsin	63 52									

Non-Div I Games:

Purdue

■ Loss,
 ■ Non-Conf, S Site,
 ■ Home
 ■ Away
 N Neutral

Average RPI Win:	259	WON-LOST	WINNING	LAST 12	STRENGTH OF	OPP. STRENGTH	TEAM	ADJ.	CONF.	ADJ CONF.
Average RPI Loss:	178	RECORD	PCT. RANK	GAMES	SCHEDULE	OF SCHEDULE	RPI	RPI	RPI	RPI
DIV. I ONLY	12- 11	157	7- 5	264	307	198	198	26	26	
DIV. I NON-CONF.	4- 5	201	0- 0	295	228	238	238	28	28	
TOTALS	RPI 1-25	RPI 26-50	W-L RECORDS	RPI 51-100	RPI 101-150	RPI 150+				
12- 11	0- 0	0- 0	OVERALL	0- 3	1- 2	11- 6				
6- 4	0- 0	0- 0	HOME	0- 1	0- 2	6- 1				
5- 7	0- 0	0- 0	AWAY	0- 2	1- 0	4- 5				
1- 0	0- 0	0- 0	NEUTRAL	0- 0	0- 0	1- 0				
4- 5	0- 0	0- 0	NON-CONFERENCE	0- 3	0- 0	4- 2				
2- 1	0- 0	0- 0	HOME	0- 1	0- 0	2- 0				
1- 4	0- 0	0- 0	AWAY	0- 2	0- 0	1- 2				
1- 0	0- 0	0- 0	NEUTRAL	0- 0	0- 0	1- 0				
8- 6	0- 0	0- 0	CONFERENCE	0- 0	1- 2	7- 4				
4- 3	0- 0	0- 0	HOME	0- 0	0- 2	4- 1				
4- 3	0- 0	0- 0	AWAY	0- 0	1- 0	3- 3				
0- 0	0- 0	0- 0	NEUTRAL	0- 0	0- 0	0- 0				

RPI 1-25				RPI 26-50				RPI 51-100				RPI 101+ Team's RPI: 198			
RPI	S	Opponent	Score	RPI	S	Opponent	Score	RPI	S	Opponent	Score	RPI	S	Opponent	Score
								51	A	Virginia	43 92	108	H	Liberty	68 76
								86	H	Davidson	68 81	150	A	High Point	66 61
								89	A	Wake Forest	67 90	150	H	High Point	65 81
												196	A	Campbell	64 59
												196	H	Campbell	80 70
												210	H	Winthrop	64 66
												211	A	Charleston So.	69 79
												211	H	Charleston So.	73 66
												223	A	George Washington	59 83
												245	A	Presbyterian	49 52
												245	H	Presbyterian	53 29
												276	A	Norfolk St.	80 68
												283	N	Wofford	63 46
												284	H	UNC Greensboro	75 67
												287	A	Longwood	59 73
												297	A	Coastal Caro.	56 58
												297	H	Coastal Caro.	55 43
												309	H	S.C. Upstate	85 52
												325	A	Gardner-Webb	63 50
												336	A	UNC Asheville	72 62
LAST 12 Division I GAMES:															
				245	A	Presbyterian	49 52					325	A	Gardner-Webb	63 50
				211	H	Charleston So.	73 66					245	H	Presbyterian	53 29
				297	H	Coastal Caro.	55 43					210	H	Winthrop	64 66
				196	A	Campbell	64 59					297	A	Coastal Caro.	56 58
				150	A	High Point	66 61					211	A	Charleston So.	69 79
				336	A	UNC Asheville	72 62					150	H	High Point	65 81

Non-Div I Games: East. Mennonite 100 42 Winston-Salem 69 46

Radford

Loss, Non-Conf, S Site, H Home A Away N Neutral

Rhode Island

Through Games Of Sunday, February 19, 2012

Average RPI Win:	102	WON-LOST	WINNING	LAST 12	STRENGTH OF	OPP. STRENGTH	TEAM	ADJ.	CONF.	ADJ CONF.
Average RPI Loss:	149	RECORD	PCT. RANK	GAMES	SCHEDULE	OF SCHEDULE	RPI	RPI	RPI	RPI
DIV. I ONLY	1- 26	341	0- 12	79	137	316	316	9	9	
DIV. I NON-CONF.	1- 14	335	0- 0	54	271	292	292	9	9	
TOTALS	RPI 1-25	RPI 26-50	W-L RECORDS	RPI 51-100	RPI 101-150	RPI 150+				
1- 26	0- 1	0- 4	OVERALL	0- 4	1- 3	0- 14				
1- 10	0- 0	0- 1	HOME	0- 2	1- 0	0- 7				
0- 14	0- 1	0- 2	AWAY	0- 2	0- 2	0- 7				
0- 2	0- 0	0- 1	NEUTRAL	0- 0	0- 1	0- 0				
1- 14	0- 1	0- 2	NON-CONFERENCE	0- 1	1- 2	0- 8				
1- 4	0- 0	0- 1	HOME	0- 0	1- 0	0- 3				
0- 8	0- 1	0- 0	AWAY	0- 1	0- 1	0- 5				
0- 2	0- 0	0- 1	NEUTRAL	0- 0	0- 1	0- 0				
0- 12	0- 0	0- 2	CONFERENCE	0- 3	0- 1	0- 6				
0- 6	0- 0	0- 0	HOME	0- 2	0- 0	0- 4				
0- 6	0- 0	0- 2	AWAY	0- 1	0- 1	0- 2				
0- 0	0- 0	0- 0	NEUTRAL	0- 0	0- 0	0- 0				

























































RPI 1-25				RPI 26-50				RPI 51-100				RPI 101+				Team's RPI: 316	
RPI	S	Opponent	Score	RPI	S	Opponent	Score	RPI	S	Opponent	Score	RPI	S	Opponent	Score		
7	A	Delaware	53 89	35	N	James Madison	42 77	59	H	Temple	41 84	102	H	Providence	52 43		
				43	A	Dayton	46 97	62	A	Saint Joseph's	53 64	109	N	Fairfield	56 66		
				47	A	Richmond	49 68	71	H	Duquesne	42 63	119	A	Charlotte	35 72		
				49	H	Quinnipiac	67 72	77	A	Boston U.	44 71	140	A	Harvard	57 69		
												151	H	La Salle	45 49		
												182	H	Xavier	57 67		
												187	H	New Hampshire	33 52		
												192	A	Lehigh	56 67		
												201	A	Brown	54 66		
												201	H	Brown	40 53		
												205	A	Central Conn. St.	45 50		
												216	A	Fordham	49 69		
												222	A	Bryant	62 75		
												223	H	George Washington	42 63		
												238	H	Massachusetts	39 46		
												256	A	Saint Louis	55 70		
												269	A	Siena	65 73		
												317	H	Maine	58 62		
LAST 12 Division I GAMES:																	
				59	H	Temple	41 84	182	H	Xavier	57 67						
				62	A	Saint Joseph's	53 64	256	A	Saint Louis	55 70						
				151	H	La Salle	45 49	223	H	George Washington	42 63						
				71	H	Duquesne	42 63	216	A	Fordham	49 69						
				119	A	Charlotte	35 72	238	H	Massachusetts	39 46						
				47	A	Richmond	49 68	43	A	Dayton	46 97						

Non-Div I Games:

Rhode Island

■ Loss,
■ Non-Conf,
■ S Site,
■ H Home
■ A Away
N Neutral

Average RPI Win: 246	WON-LOST	WINNING	LAST 12	STRENGTH OF	OPP. STRENGTH	TEAM	ADJ.	CONF.	ADJ CONF.
Average RPI Loss: 145	RECORD	PCT. RANK	GAMES	SCHEDULE	OF SCHEDULE	RPI	RPI	RPI	RPI
DIV. I ONLY	13- 13	167	7- 5	254	189	193	193	11	11
DIV. I NON-CONF.	6- 7	181	0- 0	310	323	263	263	12	12
TOTALS	RPI 1-25	RPI 26-50	W-L RECORDS	RPI 51-100	RPI 101-150	RPI 150+			
13- 13	0- 0	0- 0	OVERALL	1- 4	0- 2	12- 7			
8- 4	0- 0	0- 0	HOME	1- 2	0- 1	7- 1			
5- 9	0- 0	0- 0	AWAY	0- 2	0- 1	5- 6			
0- 0	0- 0	0- 0	NEUTRAL	0- 0	0- 0	0- 0			
6- 7	0- 0	0- 0	NON-CONFERENCE	0- 2	0- 1	6- 4			
3- 3	0- 0	0- 0	HOME	0- 1	0- 1	3- 1			
3- 4	0- 0	0- 0	AWAY	0- 1	0- 0	3- 3			
0- 0	0- 0	0- 0	NEUTRAL	0- 0	0- 0	0- 0			
7- 6	0- 0	0- 0	CONFERENCE	1- 2	0- 1	6- 3			
5- 1	0- 0	0- 0	HOME	1- 1	0- 0	4- 0			
2- 5	0- 0	0- 0	AWAY	0- 1	0- 1	2- 3			
0- 0	0- 0	0- 0	NEUTRAL	0- 0	0- 0	0- 0			

RPI 1-25			RPI 26-50			RPI 51-100			RPI 101+			Team's RPI: 193
RPI	S	Opponent	Score	RPI	S	Opponent	Score	RPI	S	Opponent	Score	
						52  Tulane	47  50	104  UAB		45  60		
						52  Tulane	67 49	135  UALR		47  67		
						56  UTEP	41  45	154  Marshall		57  65		
						60  Oklahoma St.	60  96	155  Stephen F. Austin		64  68		
						61  Oregon St.	57  63	159  Lamar		54  61		
								162  UCF		63  65		
								184  Tulsa		42  69		
								184  Tulsa		55 48		
								212  SMU		69 60		
								212  SMU		56 54		
								217  Southern Miss.		72 43		
								226  Texas St.		73 66		
								261  East Carolina		66 44		
								265  Alcorn St.		74 57		
								275  Valparaiso		54 46		
								282  Prairie View		58  61		
								300  UTSA		71 46		
								319  Houston		58 50		
								323  A&M-Corpus Christi		61  64		
								332  Chicago St.		77 50		
								342  Houston Baptist		75 42		
LAST 12 Division I GAMES:												
212  SMU		69 60	261  East Carolina		66 44							
52  Tulane		47  50	217  Southern Miss.		72 43							
184  Tulsa		55 48	162  UCF		63  65							
56  UTEP		41  45	184  Tulsa		42  69							
154  Marshall		57  65	52  Tulane		67 49							
319  Houston		58 50	212  SMU		56 54							

Non-Div I Games:

Rice

 Loss,
  Non-Conf, S Site,
  Home
  Away
 N Neutral

RICHMOND				THROUGH GAMES OF SUNDAY, FEBRUARY 19, 1911						
Average RPI Win:	182	WON-LOST	WINNING	LAST 12	STRENGTH OF	OPP. STRENGTH	TEAM	ADJ.	CONF.	ADJ CONF.
Average RPI Loss:	70	RECORD	PCT. RANK	GAMES	SCHEDULE	OF SCHEDULE	RPI	RPI	RPI	RPI
DIV. I ONLY	21- 6	26	9- 3	127	101	47	47	9	9	
DIV. I NON-CONF.	13- 2	19	1- 0	81	113	21	21	9	9	

TOTALS	RPI 1-25	RPI 26-50		W-L RECORDS		RPI 51-100	RPI 101-150	RPI 150+		
21- 6	0- 1	1- 1		OVERALL		5- 3	1- 0	14- 1		
11- 2	0- 0	0- 0		HOME		3- 2	1- 0	7- 0		
9- 4	0- 1	0- 1		AWAY		2- 1	0- 0	7- 1		
1- 0	0- 0	1- 0		NEUTRAL		0- 0	0- 0	0- 0		
13- 2	0- 0	1- 0		NON-CONFERENCE		4- 2	1- 0	7- 0		
6- 1	0- 0	0- 0		HOME		2- 1	1- 0	3- 0		
6- 1	0- 0	0- 0		AWAY		2- 1	0- 0	4- 0		
1- 0	0- 0	1- 0		NEUTRAL		0- 0	0- 0	0- 0		
8- 4	0- 1	0- 1		CONFERENCE		1- 1	0- 0	7- 1		
5- 1	0- 0	0- 0		HOME		1- 1	0- 0	4- 0		
3- 3	0- 1	0- 1		AWAY		0- 0	0- 0	3- 1		
0- 0	0- 0	0- 0		NEUTRAL		0- 0	0- 0	0- 0		

RPI 1-25				RPI 26-50				Team's RPI: 47	RPI 51-100				RPI 101+			
RPI	S	Opponent	Score	RPI	S	Opponent	Score		RPI	S	Opponent	Score	RPI	S	Opponent	Score
16	A	St. Bonaventure	59 75	35	N	James Madison	74 66		51	H	Virginia	56 69	108	H	Liberty	66 54
				43	A	Dayton	78 81		59	H	Temple	55 56	151	H	La Salle	74 70
									62	H	Saint Joseph's	78 59	182	A	Xavier	60 76
									66	A	Fla. Gulf Coast	67 81	188	A	Old Dominion	78 63
									77	H	Boston U.	72 60	192	A	Lehigh	71 49
									81	H	Hartford	69 56	203	A	Navy	56 39
									95	A	North Carolina St.	72 58	204	H	William & Mary	77 57
									99	A	VCU	78 77	216	H	Fordham	63 50
													223	A	George Washington	63 51
													223	H	George Washington	74 57
													238	A	Massachusetts	73 54
													256	A	Saint Louis	63 45
													284	H	UNC Greensboro	75 60
													287	A	Longwood	72 59
													289	H	East Tenn. St.	66 39
													316	H	Rhode Island	68 49
LAST 12 Division I GAMES:																
216	H	Fordham	63 50	256	A	Saint Louis	63 45		43	A	Dayton	78 81				
182	A	Xavier	60 76	151	H	La Salle	74 70		16	A	St. Bonaventure	59 75				
287	A	Longwood	72 59	238	A	Massachusetts	73 54		223	H	George Washington	74 57				
223	A	George Washington	63 51													
62	H	Saint Joseph's	78 59													
316	H	Rhode Island	68 49													

Non-Div I Games:

Richmond

■ Loss,
 ■ Non-Conf,
 ■ S Site,
 ■ H Home
 ■ A Away
 N Neutral

Rider

Average RPI Win: 265	WON-LOST	WINNING	LAST 12	STRENGTH OF	OPP. STRENGTH	TEAM	ADJ.	CONF.	ADJ CONF.
Average RPI Loss: 174	RECORD	PCT. RANK	GAMES	SCHEDULE	OF SCHEDULE	RPI	RPI	RPI	RPI
DIV. I ONLY	11- 16	229	1- 11	292	270	267	267	22	22
DIV. I NON-CONF.	8- 3	73	0- 0	297	316	143	143	21	21

TOTALS	RPI 1-25	RPI 26-50	W-L RECORDS	RPI 51-100	RPI 101-150	RPI 150+
11- 16	0- 1	0- 3	OVERALL	0- 0	0- 1	11- 11
7- 6	0- 0	0- 2	HOME	0- 0	0- 0	7- 4
4- 10	0- 1	0- 1	AWAY	0- 0	0- 1	4- 7
0- 0	0- 0	0- 0	NEUTRAL	0- 0	0- 0	0- 0
8- 3	0- 1	0- 1	NON-CONFERENCE	0- 0	0- 0	8- 1
4- 1	0- 0	0- 1	HOME	0- 0	0- 0	4- 0
4- 2	0- 1	0- 0	AWAY	0- 0	0- 0	4- 1
0- 0	0- 0	0- 0	NEUTRAL	0- 0	0- 0	0- 0
3- 13	0- 0	0- 2	CONFERENCE	0- 0	0- 1	3- 10
3- 5	0- 0	0- 1	HOME	0- 0	0- 0	3- 4
0- 8	0- 0	0- 1	AWAY	0- 0	0- 1	0- 6
0- 0	0- 0	0- 0	NEUTRAL	0- 0	0- 0	0- 0

RPI S Opponent Score	RPI S Opponent Score	RPI S Opponent Score	RPI S Opponent Score
21 A Georgetown 51 58	28 H Princeton 55 75		109 A Fairfield 35 51
	44 A Marist 54 76		180 A Loyola Maryland 57 71
	44 H Marist 56 82		180 H Loyola Maryland 67 61
			189 A Manhattan 45 59
			189 H Manhattan 36 57
			206 A Canisius 54 60
			206 H Canisius 58 61
			213 A Mt. St. Mary's 53 44
			220 H Fairleigh Dickinson 69 68
			229 A Binghamton 66 56
			235 A Iona 50 64
			235 H Iona 80 76
			237 A Niagara 53 69
			237 H Niagara 60 53
			240 A Penn 57 66
			269 A Siena 42 61
			269 H Siena 56 67
			306 H Lafayette 64 56
			315 H Stony Brook 53 41
			320 A NJIT 60 50
			322 H Saint Peter's 54 65
			329 H Bucknell 63 43
			330 A St. Francis (NY) 68 48

LAST 12 Division I GAMES:

269 A Siena 42 61	206 A Canisius 54 60
235 H Iona 80 76	237 A Niagara 53 69
189 H Manhattan 36 57	269 H Siena 56 67
206 H Canisius 58 61	44 A Marist 54 76
180 A Loyola Maryland 57 71	322 H Saint Peter's 54 65
109 A Fairfield 35 51	235 A Iona 50 64

Non-Div I Games:

Rider

Loss, **Non-Conf**, **S Site**, **H Home** **A Away** **N Neutral**

Average RPI Win: 208		WON-LOST	WINNING	LAST 12	STRENGTH OF	OPP. STRENGTH	TEAM	ADJ.	CONF.	ADJ CONF.
Average RPI Loss: 185		RECORD	PCT. RANK	GAMES	SCHEDULE	OF SCHEDULE	RPI	RPI	RPI	RPI
DIV. I ONLY		15- 11	123	6- 6	227	247	169	169	17	17
DIV. I NON-CONF.		6- 5	139	0- 0	284	272	212	212	22	22
TOTALS		RPI 1-25	RPI 26-50	W-L RECORDS	RPI 51-100	RPI 101-150	RPI 150+			
15- 11	0- 0		0- 1	OVERALL	0- 3	2- 0	13- 7			
9- 4	0- 0		0- 1	HOME	0- 2	2- 0	7- 1			
4- 7	0- 0		0- 0	AWAY	0- 1	0- 0	4- 6			
2- 0	0- 0		0- 0	NEUTRAL	0- 0	0- 0	2- 0			
6- 5		0- 0	0- 0	NON-CONFERENCE	0- 2	1- 0	5- 3			
4- 1		0- 0	0- 0	HOME	0- 1	1- 0	3- 0			
0- 4		0- 0	0- 0	AWAY	0- 1	0- 0	0- 3			
2- 0		0- 0	0- 0	NEUTRAL	0- 0	0- 0	2- 0			
9- 6		0- 0	0- 1	CONFERENCE	0- 1	1- 0	8- 4			
5- 3		0- 0	0- 1	HOME	0- 1	1- 0	4- 1			
4- 3		0- 0	0- 0	AWAY	0- 0	0- 0	4- 3			
0- 0		0- 0	0- 0	NEUTRAL	0- 0	0- 0	0- 0			

[illegible]

Non-Div I Games:

Robert Morris

Loss, Non-Conf, S Site, H Home A Away N Neutral

REGULAR SEASON				THROUGH GAMES OF SUNDAY, FEBRUARY 19, 1911						
Average RPI Win:	107	WON-LOST	WINNING	LAST 12	STRENGTH OF	OPP. STRENGTH	TEAM	ADJ.	CONF.	ADJ CONF.
Average RPI Loss:	14	RECORD	PCT. RANK	GAMES	SCHEDULE	OF SCHEDULE	RPI	RPI	RPI	RPI
DIV. I ONLY	18- 8	73	6- 6	8	6	13	13	2	2	
DIV. I NON-CONF.	11- 2	24	0- 0	26	11	12	12	2	2	

TOTALS	RPI 1-25	RPI 26-50		W-L RECORDS		RPI 51-100	RPI 101-150	RPI 150+		
18- 8	3- 7	3- 1		OVERALL		4- 0	1- 0	7- 0		
10- 3	2- 3	1- 0		HOME		2- 0	1- 0	4- 0		
5- 5	0- 4	1- 1		AWAY		1- 0	0- 0	3- 0		
3- 0	1- 0	1- 0		NEUTRAL		1- 0	0- 0	0- 0		
11- 2	1- 2	2- 0		NON-CONFERENCE		2- 0	0- 0	6- 0		
6- 1	0- 1	1- 0		HOME		1- 0	0- 0	4- 0		
2- 1	0- 1	0- 0		AWAY		0- 0	0- 0	2- 0		
3- 0	1- 0	1- 0		NEUTRAL		1- 0	0- 0	0- 0		
7- 6	2- 5	1- 1		CONFERENCE		2- 0	1- 0	1- 0		
4- 2	2- 2	0- 0		HOME		1- 0	1- 0	0- 0		
3- 4	0- 3	1- 1		AWAY		1- 0	0- 0	1- 0		
0- 0	0- 0	0- 0		NEUTRAL		0- 0	0- 0	0- 0		

RPI 1-25				Team's RPI: 13		RPI 26-50				RPI 51-100				RPI 101+			
RPI	S	Opponent	Score	RPI	S	Opponent	Score	RPI	S	Opponent	Score	RPI	S	Opponent	Score		
2	A	Connecticut	34 66	27	H	California	73 70	54	N	Arizona St.	59 52	105	H	Syracuse	55 44		
4	H	Tennessee	61 67	32	A	Villanova	61 52	59	H	Temple	71 50	151	A	La Salle	61 48		
5	H	Notre Dame	41 71	34	N	Florida	63 49	88	H	Cincinnati	58 47	179	A	Pittsburgh	63 39		
9	A	Miami (FL)	81 92	40	A	West Virginia	50 60	91	A	South Fla.	72 66	192	H	Lehigh	68 40		
14	H	DePaul	65 64									194	H	Boston College	74 58		
15	N	Georgia Tech	59 40									216	H	Fordham	68 48		
17	A	St. John's (NY)	57 62									223	A	George Washington	75 54		
17	H	St. John's (NY)	52 61									235	H	Iona	62 29		
20	H	Louisville	71 68														
21	A	Georgetown	36 54														
LAST 12 Division I GAMES:																	
32	A	Villanova	61 52	14	H	DePaul	65 64										
40	A	West Virginia	50 60	91	A	South Fla.	72 66										
17	H	St. John's (NY)	52 61	17	A	St. John's (NY)	57 62										
2	A	Connecticut	34 66	20	H	Louisville	71 68										
5	H	Notre Dame	41 71	179	A	Pittsburgh	63 39										
21	A	Georgetown	36 54	88	H	Cincinnati	58 47										

Non-Div I Games:

Rutgers

■ Loss,
 ■ Non-Conf,
 ■ S Site,
 ■ H Home
 ■ A Away
 N Neutral

S.C. Upstate

Through Games Of Sunday, February 19, 2012

Average RPI Win:	303	WON-LOST	WINNING	LAST 12	STRENGTH OF	OPP. STRENGTH	TEAM	ADJ.	CONF.	ADJ CONF.
Average RPI Loss:	199	RECORD	PCT. RANK	GAMES	SCHEDULE	OF SCHEDULE	RPI	RPI	RPI	RPI
DIV. I ONLY	8- 18	268	7- 5	320	310	309	309	30	30	
DIV. I NON-CONF.	1- 9	323	0- 0	186	230	303	303	30	30	
TOTALS	RPI 1-25	RPI 26-50	W-L RECORDS	RPI 51-100	RPI 101-150	RPI 150+				
8- 18	0- 2	0- 0	OVERALL	0- 2	0- 2	8- 12				
5- 5	0- 0	0- 0	HOME	0- 0	0- 0	5- 5				
3- 13	0- 2	0- 0	AWAY	0- 2	0- 2	3- 7				
0- 0	0- 0	0- 0	NEUTRAL	0- 0	0- 0	0- 0				
1- 9	0- 2	0- 0	NON-CONFERENCE	0- 1	0- 1	1- 5				
0- 3	0- 0	0- 0	HOME	0- 0	0- 0	0- 3				
1- 6	0- 2	0- 0	AWAY	0- 1	0- 1	1- 2				
0- 0	0- 0	0- 0	NEUTRAL	0- 0	0- 0	0- 0				
7- 9	0- 0	0- 0	CONFERENCE	0- 1	0- 1	7- 7				
5- 2	0- 0	0- 0	HOME	0- 0	0- 0	5- 2				
2- 7	0- 0	0- 0	AWAY	0- 1	0- 1	2- 5				
0- 0	0- 0	0- 0	NEUTRAL	0- 0	0- 0	0- 0				

RPI 1-25				RPI 26-50				RPI 51-100				RPI 101+ Team's RPI: 309			
RPI	S	Opponent	Score	RPI	S	Opponent	Score	RPI	S	Opponent	Score	RPI	S	Opponent	Score
10	A	Duke	35 93					66	A	Fla. Gulf Coast	53 77	113	A	Stetson	54 69
23	A	Vanderbilt	42 88					79	A	North Carolina	34 91	115	A	Auburn	34 75
												198	A	Radford	52 85
												241	H	Western Caro.	58 63
												245	H	Presbyterian	64 72
												251	A	Kennesaw St.	45 54
												251	H	Kennesaw St.	63 74
												253	A	Belmont	69 74
												253	H	Belmont	61 51
												274	A	North Florida	58 57
												274	H	North Florida	71 65
												276	H	Norfolk St.	81 94
												277	A	Jacksonville	72 80
												277	H	Jacksonville	64 74
												289	A	East Tenn. St.	64 67
												289	H	East Tenn. St.	74 68
												297	A	Coastal Caro.	56 61
												324	A	Mercer	71 87
												324	H	Mercer	77 56
												335	A	Lipscomb	50 44
												335	H	Lipscomb	73 66
												336	A	UNC Asheville	73 66
LAST 12 Division I GAMES:															
335	A	Lipscomb	50 44	289	H	East Tenn. St.	74 68								
253	A	Belmont	69 74	253	H	Belmont	61 51								
277	H	Jacksonville	64 74	335	H	Lipscomb	73 66								
274	H	North Florida	71 65	274	A	North Florida	58 57								
324	A	Mercer	71 87	277	A	Jacksonville	72 80								
251	A	Kennesaw St.	45 54	324	H	Mercer	77 56								

Non-Div I Games: North Greenville 57 75

S.C. Upstate

Loss, Non-Conf, S Site, H Home A Away N Neutral

Average RPI Win:	263	WON-LOST	WINNING	LAST 12	STRENGTH OF	OPP. STRENGTH	TEAM	ADJ.	CONF.	ADJ CONF.
Average RPI Loss:	156	RECORD	PCT. RANK	GAMES	SCHEDULE	OF SCHEDULE	RPI	RPI	RPI	RPI
DIV. I ONLY	16- 9	94	8- 4	309	273	174	174	31	31	
DIV. I NON-CONF.	6- 5	139	0- 0	259	79	167	167	32	32	
TOTALS	RPI 1-25	RPI 26-50	W-L RECORDS	RPI 51-100	RPI 101-150	RPI 150+				
16- 9	0- 2	0- 0	OVERALL	0- 0	2- 4	14- 3				
8- 4	0- 0	0- 0	HOME	0- 0	1- 2	7- 2				
7- 4	0- 1	0- 0	AWAY	0- 0	1- 2	6- 1				
1- 1	0- 1	0- 0	NEUTRAL	0- 0	0- 0	1- 0				
6- 5	0- 2	0- 0	NON-CONFERENCE	0- 0	1- 2	5- 1				
3- 1	0- 0	0- 0	HOME	0- 0	1- 1	2- 0				
2- 3	0- 1	0- 0	AWAY	0- 0	0- 1	2- 1				
1- 1	0- 1	0- 0	NEUTRAL	0- 0	0- 0	1- 0				
10- 4	0- 0	0- 0	CONFERENCE	0- 0	1- 2	9- 2				
5- 3	0- 0	0- 0	HOME	0- 0	0- 1	5- 2				
5- 1	0- 0	0- 0	AWAY	0- 0	1- 1	4- 0				
0- 0	0- 0	0- 0	NEUTRAL	0- 0	0- 0	0- 0				

RPI 1-25				RPI 26-50				RPI 51-100				RPI 101+ Team's RPI: 174			
RPI	S	Opponent	Score	RPI	S	Opponent	Score	RPI	S	Opponent	Score	RPI	S	Opponent	Score
14	A	DePaul	65 75									111	A	Eastern Ill.	59 54
15	N	Georgia Tech	38 80									111	H	Eastern Ill.	70 73
												112	A	UT Martin	59 91
												118	A	Pacific	68 78
												145	H	Ill.-Chicago	63 57
												149	H	Bradley	60 66
												241	N	Georgia St.	63 49
												243	A	Tennessee Tech	64 62
												243	H	Tennessee Tech	62 54
												254	A	Southern Ill.	70 60
												258	H	Ball St.	68 56
												266	H	Eastern Ky.	64 53
												270	A	Sacramento St.	66 80
												275	H	Valparaiso	67 64
												278	H	Austin Peay	72 61
												287	A	Tennessee St.	60 50
												291	A	IPFW	72 57
												302	H	Morehead St.	70 73
												311	H	Murray St.	59 67
												321	A	Southeast Mo. St.	58 43
												321	H	Southeast Mo. St.	63 48
												340	A	Jacksonville St.	78 57
												340	H	Jacksonville St.	79 39
LAST 12 Division I GAMES:															
				111	A	Eastern Ill.	59 54					278	H	Austin Peay	72 61
				321	H	Southeast Mo. St.	63 48					311	H	Murray St.	59 67
				302	H	Morehead St.	70 73					321	A	Southeast Mo. St.	58 43
				266	H	Eastern Ky.	64 53					287	A	Tennessee St.	60 50
				243	A	Tennessee Tech	64 62					111	H	Eastern Ill.	70 73
				340	A	Jacksonville St.	78 57					112	A	UT Martin	59 91

Non-Div I Games:

SIU Edwardsville

■ Loss,
 ■ Non-Conf,
 ■ S Site,
 ■ Home
 ■ A Away
 N Neutral

SMU

S
M
U

SMU

Page 238

Average RPI Win:	236	WON-LOST	WINNING	LAST 12	STRENGTH OF	OPP. STRENGTH	TEAM	ADJ.	CONF.	ADJ CONF.
Average RPI Loss:	162	RECORD	PCT. RANK	GAMES	SCHEDULE	OF SCHEDULE	RPI	RPI	RPI	RPI
DIV. I ONLY	9- 17	260	3- 9	252	171	270	270	18	18	
DIV. I NON-CONF.	4- 8	240	0- 0	229	188	279	279	17	17	
TOTALS	RPI 1-25	RPI 26-50	W-L RECORDS	RPI 51-100	RPI 101-150	RPI 150+				
9- 17	0- 1	0- 1	OVERALL	0- 1	2- 6	7- 8				
7- 6	0- 0	0- 0	HOME	0- 0	1- 3	6- 3				
2- 11	0- 1	0- 1	AWAY	0- 1	1- 3	1- 5				
0- 0	0- 0	0- 0	NEUTRAL	0- 0	0- 0	0- 0				
4- 8	0- 1	0- 1	NON-CONFERENCE	0- 0	1- 1	3- 5				
4- 2	0- 0	0- 0	HOME	0- 0	1- 0	3- 2				
0- 6	0- 1	0- 1	AWAY	0- 0	0- 1	0- 3				
0- 0	0- 0	0- 0	NEUTRAL	0- 0	0- 0	0- 0				
5- 9	0- 0	0- 0	CONFERENCE	0- 1	1- 5	4- 3				
3- 4	0- 0	0- 0	HOME	0- 0	0- 3	3- 1				
2- 5	0- 0	0- 0	AWAY	0- 1	1- 2	1- 2				
0- 0	0- 0	0- 0	NEUTRAL	0- 0	0- 0	0- 0				

RPI 1-25				RPI 26-50				RPI 51-100				RPI 101+ Team's RPI: 270			
RPI	S	Opponent	Score	RPI	S	Opponent	Score	RPI	S	Opponent	Score	RPI	S	Opponent	Score
18	A	Oklahoma	55 117	27	A	California	61 85	73	A	Idaho St.	57 78	111	H	Eastern Ill.	89 85
												130	A	Montana St.	77 76
												130	H	Montana St.	71 76
												133	A	Northern Colo.	58 68
												133	H	Northern Colo.	56 64
												137	A	Eastern Wash.	62 78
												137	H	Eastern Wash.	84 90
												139	A	UC Davis	57 68
												166	A	Montana	54 79
												166	H	Montana	79 88
												173	H	Santa Clara	76 96
												174	H	SIU Edwardsville	80 66
												197	H	Portland St.	71 67
												219	A	UC Irvine	75 81
												250	H	Long Beach St.	74 67
												255	A	Loyola Marymount	73 86
												259	A	San Francisco	71 86
												280	H	Cal St. Fullerton	64 81
												292	H	CSU Bakersfield	87 84
												301	A	Northern Ariz.	56 94
												301	H	Northern Ariz.	91 85
												333	A	Weber St.	83 68
												333	H	Weber St.	78 60
LAST 12 Division I GAMES:															
197	H	Portland St.	71 67	333	A	Weber St.	83 68								
130	A	Montana St.	77 76	166	H	Montana	79 88								
166	A	Montana	54 79	130	H	Montana St.	71 76								
137	H	Eastern Wash.	84 90	73	A	Idaho St.	57 78								
133	H	Northern Colo.	56 64	137	A	Eastern Wash.	62 78								
301	A	Northern Ariz.	56 94	133	A	Northern Colo.	58 68								

Non-Div I Games: Fresno Pacific 98 87

Sacramento St.

■ Loss,
 ■ Non-Conf,
 ■ S Site,
 ■ Home
 ■ A Away
 N Neutral

Sacred Heart

Through Games Of Sunday, February 19, 2012

Average RPI Win:	235	WON-LOST	WINNING	LAST 12	STRENGTH OF	OPP. STRENGTH	TEAM	ADJ.	CONF.	ADJ CONF.
Average RPI Loss:	95	RECORD	PCT. RANK	GAMES	SCHEDULE	OF SCHEDULE	RPI	RPI	RPI	RPI
DIV. I ONLY	20- 6	28	10- 2	225	242	76	76	17	17	
DIV. I NON-CONF.	7- 4	98	0- 0	268	258	120	120	22	22	
TOTALS	RPI 1-25	RPI 26-50	W-L RECORDS	RPI 51-100	RPI 101-150	RPI 150+				
20- 6	0- 1	1- 1	OVERALL	0- 2	1- 0	18- 2				
10- 1	0- 0	0- 1	HOME	0- 0	1- 0	9- 0				
10- 5	0- 1	1- 0	AWAY	0- 2	0- 0	9- 2				
0- 0	0- 0	0- 0	NEUTRAL	0- 0	0- 0	0- 0				
7- 4	0- 1	0- 0	NON-CONFERENCE	0- 2	0- 0	7- 1				
4- 0	0- 0	0- 0	HOME	0- 0	0- 0	4- 0				
3- 4	0- 1	0- 0	AWAY	0- 2	0- 0	3- 1				
0- 0	0- 0	0- 0	NEUTRAL	0- 0	0- 0	0- 0				
13- 2	0- 0	1- 1	CONFERENCE	0- 0	1- 0	11- 1				
6- 1	0- 0	0- 1	HOME	0- 0	1- 0	5- 0				
7- 1	0- 0	1- 0	AWAY	0- 0	0- 0	6- 1				
0- 0	0- 0	0- 0	NEUTRAL	0- 0	0- 0	0- 0				

RPI 1-25				RPI 26-50				RPI 51-100 Team's RPI: 76				RPI 101+			
RPI	S	Opponent	Score	RPI	S	Opponent	Score	RPI	S	Opponent	Score	RPI	S	Opponent	Score
16	A	St. Bonaventure	63 67	49	A	Quinnipiac	74 65	62	A	Saint Joseph's	54 63	131	H	LIU Brooklyn	74 59
				49	H	Quinnipiac	34 71	87	A	Albany (NY)	54 64	160	H	Cal Poly	89 69
												164	A	Saint Francis (PA)	85 56
												165	A	Monmouth	50 70
												169	A	Robert Morris	71 64
												189	A	Manhattan	50 62
												192	H	Lehigh	68 51
												205	A	Central Conn. St.	53 40
												205	H	Central Conn. St.	63 57
												213	H	Mt. St. Mary's	72 54
												220	A	Fairleigh Dickinson	62 47
												222	A	Bryant	74 67
												222	H	Bryant	79 64
												269	A	Siena	62 45
												308	A	Colgate	78 51
												315	H	Stony Brook	55 33
												322	A	Saint Peter's	80 55
												330	A	St. Francis (NY)	57 53
												330	H	St. Francis (NY)	62 33
												334	H	Wagner	67 57
												337	H	Columbia	60 42
LAST 12 Division I GAMES:															
330	A	St. Francis (NY)	57 53	213	H	Mt. St. Mary's	72 54								
222	A	Bryant	74 67	49	H	Quinnipiac	34 71								
222	H	Bryant	79 64	205	H	Central Conn. St.	63 57								
165	A	Monmouth	50 70	164	A	Saint Francis (PA)	85 56								
220	A	Fairleigh Dickinson	62 47	169	A	Robert Morris	71 64								
334	H	Wagner	67 57	330	H	St. Francis (NY)	62 33								

Non-Div I Games:

Sacred Heart

■ Loss,
 ■ Non-Conf,
 ■ S Site,
 ■ Home
 ■ Away
 N Neutral

Saint Francis (PA)

Through Games Of Sunday, February 19, 2012

Average RPI Win:	226	WON-LOST	WINNING	LAST 12	STRENGTH OF	OPP. STRENGTH	TEAM	ADJ.	CONF.	ADJ CONF.
Average RPI Loss:	126	RECORD	PCT. RANK	GAMES	SCHEDULE	OF SCHEDULE	RPI	RPI	RPI	RPI
DIV. I ONLY	12- 14	190	7- 5	124	199	164	164	17	17	
DIV. I NON-CONF.	3- 8	269	0- 0	102	102	199	199	22	22	
TOTALS	RPI 1-25	RPI 26-50	W-L RECORDS	RPI 51-100	RPI 101-150	RPI 150+				
12- 14	0- 0	0- 2	OVERALL	0- 4	2- 2	10- 6				
6- 5	0- 0	0- 1	HOME	0- 3	1- 0	5- 1				
6- 8	0- 0	0- 1	AWAY	0- 1	1- 2	5- 4				
0- 1	0- 0	0- 0	NEUTRAL	0- 0	0- 0	0- 1				
3- 8	0- 0	0- 1	NON-CONFERENCE	0- 3	1- 2	2- 2				
1- 2	0- 0	0- 0	HOME	0- 2	0- 0	1- 0				
2- 5	0- 0	0- 1	AWAY	0- 1	1- 2	1- 1				
0- 1	0- 0	0- 0	NEUTRAL	0- 0	0- 0	0- 1				
9- 6	0- 0	0- 1	CONFERENCE	0- 1	1- 0	8- 4				
5- 3	0- 0	0- 1	HOME	0- 1	1- 0	4- 1				
4- 3	0- 0	0- 0	AWAY	0- 0	0- 0	4- 3				
0- 0	0- 0	0- 0	NEUTRAL	0- 0	0- 0	0- 0				

RPI S	Opponent	Score	RPI S	Opponent	Score	RPI S	Opponent	Score	RPI S	Opponent	Score	Team's RPI: 164
29	A Gonzaga	50 92	62	A Saint Joseph's	53 83	105	A Syracuse	45 88				
49	H Quinnipiac	73 85	71	H Duquesne	70 74	131	H LIU Brooklyn	67 59				
			74	H Towson	53 59	142	A Seattle	70 74				
			76	H Sacred Heart	56 85	143	A Coppin St.	69 67				
						165	A Monmouth	45 66				
						165	H Monmouth	82 69				
						169	A Robert Morris	65 77				
						169	H Robert Morris	63 75				
						179	A Pittsburgh	50 78				
						195	A Akron	80 79				
						205	A Central Conn. St.	57 47				
						213	A Mt. St. Mary's	59 51				
						220	A Fairleigh Dickinson	60 58				
						220	H Fairleigh Dickinson	69 56				
						222	A Bryant	52 57				
						222	H Bryant	85 73				
						256	N Saint Louis	63 66				
						329	H Bucknell	70 53				
						330	H St. Francis (NY)	60 51				
						334	A Wagner	85 68				
LAST 12 Division I GAMES:												
222	H Bryant	85 73	131	H LIU Brooklyn	67 59							
169	H Robert Morris	63 75	165	A Monmouth	45 66							
169	A Robert Morris	65 77	220	A Fairleigh Dickinson	60 58							
334	A Wagner	85 68	76	H Sacred Heart	56 85							
213	A Mt. St. Mary's	59 51	49	H Quinnipiac	73 85							
330	H St. Francis (NY)	60 51	205	A Central Conn. St.	57 47							

Non-Div I Games:

Saint Francis (PA)

■ Loss,
 ■ Non-Conf,
 ■ S Site,
 ■ H Home
 ■ A Away
 N Neutral

Saint Joseph's

Through Games Of Sunday, February 19, 2012

Average RPI Win:	177	WON-LOST	WINNING	LAST 12	STRENGTH OF	OPP. STRENGTH	TEAM	ADJ.	CONF.	ADJ CONF.
Average RPI Loss:	63	RECORD	PCT. RANK	GAMES	SCHEDULE	OF SCHEDULE	RPI	RPI	RPI	RPI
DIV. I ONLY	18- 8	73	8- 4	105	81	62	62	9	9	
DIV. I NON-CONF.	10- 4	80	1- 0	95	43	49	49	9	9	
TOTALS	RPI 1-25	RPI 26-50	W-L RECORDS	RPI 51-100	RPI 101-150	RPI 150+				
18- 8	0- 2	2- 4	OVERALL	3- 1	1- 0	12- 1				
11- 2	0- 0	1- 1	HOME	3- 1	0- 0	7- 0				
6- 6	0- 2	1- 3	AWAY	0- 0	1- 0	4- 1				
1- 0	0- 0	0- 0	NEUTRAL	0- 0	0- 0	1- 0				
10- 4	0- 1	2- 2	NON-CONFERENCE	2- 0	0- 0	6- 1				
7- 0	0- 0	1- 0	HOME	2- 0	0- 0	4- 0				
2- 4	0- 1	1- 2	AWAY	0- 0	0- 0	1- 1				
1- 0	0- 0	0- 0	NEUTRAL	0- 0	0- 0	1- 0				
8- 4	0- 1	0- 2	CONFERENCE	1- 1	1- 0	6- 0				
4- 2	0- 0	0- 1	HOME	1- 1	0- 0	3- 0				
4- 2	0- 1	0- 1	AWAY	0- 0	1- 0	3- 0				
0- 0	0- 0	0- 0	NEUTRAL	0- 0	0- 0	0- 0				

RPI 1-25				RPI 26-50				RPI 51-100 Team's RPI: 62				RPI 101+			
RPI	S	Opponent	Score	RPI	S	Opponent	Score	RPI	S	Opponent	Score	RPI	S	Opponent	Score
8	A	Maryland	71 94	28	A	Princeton	62 79	59	H	Temple	70 80	119	A	Charlotte	85 73
16	A	St. Bonaventure	61 68	32	A	Villanova	46 52	71	H	Duquesne	72 51	151	A	La Salle	57 53
				43	H	Dayton	51 65	76	H	Sacred Heart	63 54	164	H	Saint Francis (PA)	83 53
				47	A	Richmond	59 78	90	H	Drexel	59 50	182	A	Xavier	70 67
				48	H	UCLA	64 60					192	H	Lehigh	66 48
				49	A	Quinnipiac	71 54					194	H	Boston College	74 57
												216	H	Fordham	57 46
												238	A	Massachusetts	86 58
												240	H	Penn	42 34
												256	H	Saint Louis	69 50
												271	A	Vermont	67 80
												273	N	Dartmouth	85 48
												306	A	Lafayette	65 57
												316	H	Rhode Island	64 53
LAST 12 Division I GAMES:															
119	A	Charlotte	85 73	71	H	Duquesne	72 51								
316	H	Rhode Island	64 53	16	A	St. Bonaventure	61 68								
256	H	Saint Louis	69 50	182	A	Xavier	70 67								
151	A	La Salle	57 53	216	H	Fordham	57 46								
47	A	Richmond	59 78	240	H	Penn	42 34								
59	H	Temple	70 80	43	H	Dayton	51 65								

Non-Div I Games:

Saint Joseph's

■ Loss,
 ■ Non-Conf,
 ■ S Site,
 ■ Home
 ■ A Away
 N Neutral

Saint Louis

Through Games Of Sunday, February 19, 2012

Average RPI Win: 226	WON-LOST	WINNING	LAST 12	STRENGTH OF	OPP. STRENGTH	TEAM	ADJ.	CONF.	ADJ CONF.
Average RPI Loss: 121	RECORD	PCT. RANK	GAMES	SCHEDULE	OF SCHEDULE	RPI	RPI	RPI	RPI
DIV. I ONLY	7- 18	277	3- 9	119	121	256	256	9	9
DIV. I NON-CONF.	4- 9	256	0- 0	166	254	257	257	9	9
TOTALS	RPI 1-25	RPI 26-50	W-L RECORDS	RPI 51-100	RPI 101-150	RPI 150+			
7- 18	0- 1	0- 2	OVERALL	1- 4	0- 5	6- 6			
5- 7	0- 0	0- 1	HOME	1- 1	0- 2	4- 3			
1- 10	0- 1	0- 1	AWAY	0- 2	0- 3	1- 3			
1- 1	0- 0	0- 0	NEUTRAL	0- 1	0- 0	1- 0			
4- 9	0- 0	0- 0	NON-CONFERENCE	0- 2	0- 4	4- 3			
2- 4	0- 0	0- 0	HOME	0- 0	0- 2	2- 2			
1- 4	0- 0	0- 0	AWAY	0- 1	0- 2	1- 1			
1- 1	0- 0	0- 0	NEUTRAL	0- 1	0- 0	1- 0			
3- 9	0- 1	0- 2	CONFERENCE	1- 2	0- 1	2- 3			
3- 3	0- 0	0- 1	HOME	1- 1	0- 0	2- 1			
0- 6	0- 1	0- 1	AWAY	0- 1	0- 1	0- 2			
0- 0	0- 0	0- 0	NEUTRAL	0- 0	0- 0	0- 0			

RPI S	Opponent	Score	RPI S	Opponent	Score	RPI S	Opponent	Score	RPI S	Opponent	Score	Team's RPI: 256
16	A St. Bonaventure	52 64	43	A Dayton	54 72	59	H Temple	50 66	106	H Missouri	56 68	
			47	H Richmond	45 63	62	A Saint Joseph's	50 69	112	H UT Martin	55 70	
						69	N Eastern Mich.	55 66	119	A Charlotte	52 61	
						71	H Duquesne	56 55	141	A Wisconsin	46 48	
						85	A Memphis	60 63	145	A Ill.-Chicago	60 68	
									151	H La Salle	52 53	
									152	H UMKC	67 70	
									158	A Fla. Atlantic	70 63	
									163	H Drake	60 62	
									164	N Saint Francis (PA)	66 63	
									182	A Xavier	57 67	
									223	A George Washington	58 68	
									238	H Massachusetts	63 59	
									311	A Murray St.	64 78	
									311	H Murray St.	59 49	
									316	H Rhode Island	70 55	
									321	H Southeast Mo. St.	54 45	
LAST 12 Division I GAMES:												
43	A Dayton	54 72	47	H Richmond	45 63							
238	H Massachusetts	63 59	223	A George Washington	58 68							
62	A Saint Joseph's	50 69	316	H Rhode Island	70 55							
59	H Temple	50 66	16	A St. Bonaventure	52 64							
71	H Duquesne	56 55	119	A Charlotte	52 61							
182	A Xavier	57 67	151	H La Salle	52 53							

Non-Div I Games: Mo.-St. Louis 73 51 Neb. Omaha 81 54

Saint Louis

Loss, Non-Conf, S Site, H Home A Away N Neutral

Saint Peter's

Through Games Of Sunday, February 19, 2012

Average RPI Win: 218	WON-LOST	WINNING	LAST 12	STRENGTH OF	OPP. STRENGTH	TEAM	ADJ.	CONF.	ADJ CONF.
Average RPI Loss: 187	RECORD	PCT. RANK	GAMES	SCHEDULE	OF SCHEDULE	RPI	RPI	RPI	RPI
DIV. I ONLY	3- 24	332	3- 9	188	283	322	322	22	22
DIV. I NON-CONF.	0- 11	337	0- 0	231	325	337	337	21	21
TOTALS	RPI 1-25	RPI 26-50	W-L RECORDS	RPI 51-100	RPI 101-150	RPI 150+			
3- 24	0- 0	0- 2	OVERALL	0- 3	0- 2	3- 17			
1- 12	0- 0	0- 1	HOME	0- 3	0- 1	1- 7			
2- 12	0- 0	0- 1	AWAY	0- 0	0- 0	2- 8			
0- 0	0- 0	0- 0	NEUTRAL	0- 0	0- 0	0- 0			
0- 11	0- 0	0- 0	NON-CONFERENCE	0- 3	0- 0	0- 8			
0- 5	0- 0	0- 0	HOME	0- 3	0- 0	0- 2			
0- 6	0- 0	0- 0	AWAY	0- 0	0- 0	0- 6			
0- 0	0- 0	0- 0	NEUTRAL	0- 0	0- 0	0- 0			
3- 13	0- 0	0- 2	CONFERENCE	0- 0	0- 2	3- 9			
1- 7	0- 0	0- 1	HOME	0- 0	0- 1	1- 5			
2- 6	0- 0	0- 1	AWAY	0- 0	0- 1	2- 4			
0- 0	0- 0	0- 0	NEUTRAL	0- 0	0- 0	0- 0			

RPI S	Opponent	Score	RPI S	Opponent	Score	RPI S	Opponent	Score	RPI S	Opponent	Score	Team's RPI: 322
44	A Marist	49 87	44	H Marist	54 56	53	H Hofstra	52 66	109	A Fairfield	44 61	
						76	H Sacred Heart	55 80	109	H Fairfield	47 59	
						91	H South Fla.	52 68	165	A Monmouth	64 73	
									180	A Loyola Maryland	68 51	
									180	H Loyola Maryland	54 61	
									189	A Manhattan	59 72	
									189	H Manhattan	36 62	
									192	A Lehigh	48 64	
									195	A Akron	50 87	
									206	A Canisius	54 59	
									206	H Canisius	66 51	
									220	A Fairleigh Dickinson	46 55	
									229	H Binghamton	63 70	
									235	H Iona	54 71	
									237	A Niagara	52 61	
									237	H Niagara	52 54	
									267	A Rider	65 54	
									269	A Siena	50 62	
									269	H Siena	59 61	
									306	H Lafayette	50 59	
									320	A NJIT	59 66	
									329	A Bucknell	35 46	
LAST 12 Division I GAMES:												
189	A Manhattan	59 72	237	H Niagara	52 54							
180	H Loyola Maryland	54 61	189	H Manhattan	36 62							
206	H Canisius	66 51	269	A Siena	50 62							
269	H Siena	59 61	235	H Iona	54 71							
44	A Marist	49 87	267	A Rider	65 54							
109	A Fairfield	44 61	180	A Loyola Maryland	68 51							

Non-Div I Games:

Saint Peter's

■ Loss,
 ■ Non-Conf,
 ■ S Site,
 ■ H Home
 ■ A Away
 N Neutral

Average RPI Win:	287	WON-LOST	WINNING	LAST 12	STRENGTH OF	OPP. STRENGTH	TEAM	ADJ.	CONF.	ADJ CONF.
Average RPI Loss:	113	RECORD	PCT. RANK	GAMES	SCHEDULE	OF SCHEDULE	RPI	RPI	RPI	RPI
DIV. I ONLY	11- 10	156	8- 4	253	259	168	168	24	24	
DIV. I NON-CONF.	3- 6	240	0- 0	165	120	189	189	26	26	
TOTALS	RPI 1-25	RPI 26-50	W-L RECORDS	RPI 51-100	RPI 101-150	RPI 150+				
11- 10	0- 2	0- 1	OVERALL	0- 1	0- 2	11- 4				
7- 1	0- 0	0- 0	HOME	0- 0	0- 0	7- 1				
4- 9	0- 2	0- 1	AWAY	0- 1	0- 2	4- 3				
0- 0	0- 0	0- 0	NEUTRAL	0- 0	0- 0	0- 0				
3- 6	0- 2	0- 1	NON-CONFERENCE	0- 0	0- 1	3- 2				
2- 0	0- 0	0- 0	HOME	0- 0	0- 0	2- 0				
1- 6	0- 2	0- 1	AWAY	0- 0	0- 1	1- 2				
0- 0	0- 0	0- 0	NEUTRAL	0- 0	0- 0	0- 0				
8- 4	0- 0	0- 0	CONFERENCE	0- 1	0- 1	8- 2				
5- 1	0- 0	0- 0	HOME	0- 0	0- 0	5- 1				
3- 3	0- 0	0- 0	AWAY	0- 1	0- 1	3- 1				
0- 0	0- 0	0- 0	NEUTRAL	0- 0	0- 0	0- 0				

RPI 1-25				RPI 26-50				RPI 51-100				RPI 101+ Team's RPI: 168			
RPI	S	Opponent	Score	RPI	S	Opponent	Score	RPI	S	Opponent	Score	RPI	S	Opponent	Score
12	A	Kentucky	52 73	46	A	Kansas	59 87	70	A	Central Ark.	55 61	106	A	Missouri	48 66
23	A	Vanderbilt	56 79									107	A	McNeese St.	48 57
												155	H	Stephen F. Austin	67 69
												172	H	South Ala.	53 50
												178	A	TCU	49 60
												208	A	Grambling	52 64
												214	H	Nicholls St.	67 46
												226	A	Texas St.	53 66
												262	H	Tex.-Pan American	64 56
												300	A	UTSA	63 50
												300	H	UTSA	67 55
												304	A	Texas-Arlington	61 45
												304	H	Texas-Arlington	58 41
												313	H	Southeastern La.	67 46
												323	A	A&M-Corpus Christi	65 56
												323	H	A&M-Corpus Christi	75 54
												342	A	Houston Baptist	69 51
LAST 12 Division I GAMES:															
70	A	Central Ark.	55 61	155	H	Stephen F. Austin	67 69								
323	H	A&M-Corpus Christi	75 54	323	A	A&M-Corpus Christi	65 56								
304	A	Texas-Arlington	61 45	226	A	Texas St.	53 66								
313	H	Southeastern La.	67 46	214	H	Nicholls St.	67 46								
107	A	McNeese St.	48 57	304	H	Texas-Arlington	58 41								
300	H	UTSA	67 55	300	A	UTSA	63 50								

Non-Div I Games: Mary Hardin-Baylor 87 53 Texas-Tyler 94 74

Sam Houston St.

Average RPI Win:	244	WON-LOST	WINNING	LAST 12	STRENGTH OF	OPP. STRENGTH	TEAM	ADJ.	CONF.	ADJ CONF.
Average RPI Loss:	133	RECORD	PCT. RANK	GAMES	SCHEDULE	OF SCHEDULE	RPI	RPI	RPI	RPI
DIV. I ONLY	16- 9	94	9- 3	286	166	134	134	14	14	
DIV. I NON-CONF.	5- 4	134	0- 0	225	129	129	129	19	19	
TOTALS	RPI 1-25	RPI 26-50	W-L RECORDS	RPI 51-100	RPI 101-150	RPI 150+				
16- 9	0- 2	0- 1	OVERALL	1- 2	0- 0	15- 4				
9- 0	0- 0	0- 0	HOME	0- 0	0- 0	9- 0				
5- 8	0- 2	0- 1	AWAY	1- 2	0- 0	4- 3				
2- 1	0- 0	0- 0	NEUTRAL	0- 0	0- 0	2- 1				
5- 4	0- 2	0- 1	NON-CONFERENCE	0- 0	0- 0	5- 1				
2- 0	0- 0	0- 0	HOME	0- 0	0- 0	2- 0				
1- 3	0- 2	0- 1	AWAY	0- 0	0- 0	1- 0				
2- 1	0- 0	0- 0	NEUTRAL	0- 0	0- 0	2- 1				
11- 5	0- 0	0- 0	CONFERENCE	1- 2	0- 0	10- 3				
7- 0	0- 0	0- 0	HOME	0- 0	0- 0	7- 0				
4- 5	0- 0	0- 0	AWAY	1- 2	0- 0	3- 3				
0- 0	0- 0	0- 0	NEUTRAL	0- 0	0- 0	0- 0				

RPI 1-25				RPI 26-50				RPI 51-100				RPI 101+ Team's RPI: 134			
RPI	S	Opponent	Score	RPI	S	Opponent	Score	RPI	S	Opponent	Score	RPI	S	Opponent	Score
12	A	Kentucky	61 90	34	A	Florida	56 81	72	A	Chattanooga	68 74	166	N	Montana	59 45
14	A	DePaul	57 86					86	A	Davidson	73 65	183	A	Elon	44 69
								93	A	Appalachian St.	49 53	183	H	Elon	67 53
												186	A	Furman	42 40
												186	H	Furman	71 66
												221	N	Western Ky.	57 58
												241	H	Western Caro.	64 61
												243	H	Tennessee Tech	61 55
												263	A	Col. of Charleston	60 54
												263	H	Col. of Charleston	70 56
												283	A	Wofford	59 73
												283	H	Wofford	82 59
												284	A	UNC Greensboro	53 61
												284	H	UNC Greensboro	83 40
												286	A	Ga. Southern	53 47
												286	H	Ga. Southern	67 41
												290	A	Alabama St.	62 51
												321	N	Southeast Mo. St.	63 58
												340	H	Jacksonville St.	73 40
LAST 12 Division I GAMES:															
186	A	Furman	42 40	93	A	Appalachian St.	49 53								
263	H	Col. of Charleston	70 56	86	A	Davidson	73 65								
286	H	Ga. Southern	67 41	72	A	Chattanooga	68 74								
283	A	Wofford	59 73	283	H	Wofford	82 59								
284	H	UNC Greensboro	83 40	186	H	Furman	71 66								
183	H	Elon	67 53	263	A	Col. of Charleston	60 54								

Non-Div I Games:

Samford

Average RPI Win:	202	WON-LOST	WINNING	LAST 12	STRENGTH OF	OPP. STRENGTH	TEAM	ADJ.	CONF.	ADJ CONF.
Average RPI Loss:	79	RECORD	PCT. RANK	GAMES	SCHEDULE	OF SCHEDULE	RPI	RPI	RPI	RPI
DIV. I ONLY	18- 7	58	8- 4	172	108	83	83	8	8	
DIV. I NON-CONF.	8- 3	73	0- 0	257	244	113	113	8	8	
TOTALS	RPI 1-25	RPI 26-50	W-L RECORDS	RPI 51-100	RPI 101-150	RPI 150+				
18- 7	0- 0	0- 5	OVERALL	1- 0	5- 1	12- 1				
10- 3	0- 0	0- 3	HOME	0- 0	2- 0	8- 0				
8- 4	0- 0	0- 2	AWAY	1- 0	3- 1	4- 1				
0- 0	0- 0	0- 0	NEUTRAL	0- 0	0- 0	0- 0				
8- 3	0- 0	0- 1	NON-CONFERENCE	0- 0	3- 1	5- 1				
5- 1	0- 0	0- 1	HOME	0- 0	1- 0	4- 0				
3- 2	0- 0	0- 0	AWAY	0- 0	2- 1	1- 1				
0- 0	0- 0	0- 0	NEUTRAL	0- 0	0- 0	0- 0				
10- 4	0- 0	0- 4	CONFERENCE	1- 0	2- 0	7- 0				
5- 2	0- 0	0- 2	HOME	0- 0	1- 0	4- 0				
5- 2	0- 0	0- 2	AWAY	1- 0	1- 0	3- 0				
0- 0	0- 0	0- 0	NEUTRAL	0- 0	0- 0	0- 0				

RPI S	Opponent	Score	RPI S	Opponent	Score	RPI S	Opponent	Score	RPI S	Opponent	Score
29	A Gonzaga	58 69	29	H Gonzaga	44 54	57	A St. Mary's (CA)	77 60	103	A San Diego St.	56 45
45	A BYU	50 64	45	H BYU	53 62				118	H Pacific	77 57
50	H Texas Tech	57 58							127	A Pepperdine	56 46
									127	H Pepperdine	70 39
									137	A Eastern Wash.	57 68
									142	A Seattle	82 65
									160	H Cal Poly	69 52
									173	A Santa Clara	58 41
									173	H Santa Clara	56 50
									175	H Portland	72 66
									216	A Fordham	42 44
									255	A Loyola Marymount	78 54
									255	H Loyola Marymount	80 58
									259	A San Francisco	68 50
									259	H San Francisco	74 63
									292	H CSU Bakersfield	99 70
									308	H Colgate	75 73
									310	H La.-Lafayette	103 44
									337	A Columbia	54 32
LAST 12 Division I GAMES:											
45	A BYU	50 64	127	H Pepperdine	70 39						
255	A Loyola Marymount	78 54	259	A San Francisco	68 50						
127	A Pepperdine	56 46	29	H Gonzaga	44 54						
259	H San Francisco	74 63	175	H Portland	72 66						
29	A Gonzaga	58 69	45	H BYU	53 62						
173	H Santa Clara	56 50	255	H Loyola Marymount	80 58						

Non-Div I Games: Cal St. San Marcos 80 56

San Diego

■ Loss,
 ■ Non-Conf,
 ■ S Site,
 ■ Home
 ■ A Away
 N Neutral

Average RPI Win:	223	WON-LOST	WINNING	LAST 12	STRENGTH OF	OPP. STRENGTH	TEAM	ADJ.	CONF.	ADJ CONF.
Average RPI Loss:	119	RECORD	PCT. RANK	GAMES	SCHEDULE	OF SCHEDULE	RPI	RPI	RPI	RPI
DIV. I ONLY	20- 5	24	11- 1	315	117	103	103	23	23	
DIV. I NON-CONF.	10- 4	80	1- 0	312	39	148	148	23	23	
TOTALS	RPI 1-25	RPI 26-50	W-L RECORDS	RPI 51-100	RPI 101-150	RPI 150+				
20- 5	1- 0	0- 1	OVERALL	1- 1	2- 1	16- 2				
12- 1	0- 0	0- 0	HOME	1- 1	1- 0	10- 0				
7- 3	0- 0	0- 1	AWAY	0- 0	1- 1	6- 1				
1- 1	1- 0	0- 0	NEUTRAL	0- 0	0- 0	0- 1				
10- 4	1- 0	0- 1	NON-CONFERENCE	1- 1	0- 1	8- 1				
6- 1	0- 0	0- 0	HOME	1- 1	0- 0	5- 0				
3- 2	0- 0	0- 1	AWAY	0- 0	0- 1	3- 0				
1- 1	1- 0	0- 0	NEUTRAL	0- 0	0- 0	0- 1				
10- 1	0- 0	0- 0	CONFERENCE	0- 0	2- 0	8- 1				
6- 0	0- 0	0- 0	HOME	0- 0	1- 0	5- 0				
4- 1	0- 0	0- 0	AWAY	0- 0	1- 0	3- 1				
0- 0	0- 0	0- 0	NEUTRAL	0- 0	0- 0	0- 0				

RPI 1-25				RPI 26-50				RPI 51-100				RPI 101+ Team's RPI: 103			
RPI	S	Opponent	Score	RPI	S	Opponent	Score	RPI	S	Opponent	Score	RPI	S	Opponent	Score
14	N	DePaul	82 74	48	A	UCLA	71 78	83	H	San Diego	45 56	110	A	Washington St.	50 65
								94	H	Washington	63 51	120	A	UNLV	66 62
												120	H	UNLV	77 64
												160	H	Cal Poly	79 78
												175	N	Portland	58 59
												176	H	Colorado St.	66 57
												178	A	TCU	39 58
												178	H	TCU	61 46
												219	A	UC Irvine	76 57
												232	H	Wyoming	56 45
												240	H	Penn	51 37
												247	A	Hawaii	71 44
												252	A	Boise St.	69 59
												284	H	UNC Greensboro	57 29
												287	H	Longwood	79 37
												292	A	CSU Bakersfield	74 60
												293	A	New Mexico	57 44
												293	H	New Mexico	77 47
												314	A	Air Force	75 62
												314	H	Air Force	59 46
												331	H	Ark.-Pine Bluff	86 43
LAST 12 Division I GAMES:															
314	H	Air Force	59 46	232	H	Wyoming	56 45								
293	A	New Mexico	57 44	314	A	Air Force	75 62								
120	H	UNLV	77 64	293	H	New Mexico	77 47								
178	A	TCU	39 58	120	A	UNLV	66 62								
252	A	Boise St.	69 59	178	H	TCU	61 46								
176	H	Colorado St.	66 57	292	A	CSU Bakersfield	74 60								

Non-Div I Games:

San Diego St.

■ Loss,
 ■ Non-Conf,
 ■ S Site,
 ■ H Home
 ■ A Away
 N Neutral

San Francisco

Through Games Of Sunday, February 19, 2012

Average RPI Win:	182	WON-LOST	WINNING	LAST 12	STRENGTH OF	OPP. STRENGTH	TEAM	ADJ.	CONF.	ADJ CONF.
Average RPI Loss:	140	RECORD	PCT. RANK	GAMES	SCHEDULE	OF SCHEDULE	RPI	RPI	RPI	RPI
DIV. I ONLY	5- 22	316	2- 10	81	128	259	259	8	8	
DIV. I NON-CONF.	2- 11	310	0- 0	182	281	307	307	8	8	
TOTALS	RPI 1-25	RPI 26-50	W-L RECORDS	RPI 51-100	RPI 101-150	RPI 150+				
5- 22	0- 0	1- 4	OVERALL	1- 3	0- 6	3- 9				
2- 11	0- 0	0- 3	HOME	1- 1	0- 2	1- 5				
3- 10	0- 0	1- 1	AWAY	0- 2	0- 4	2- 3				
0- 1	0- 0	0- 0	NEUTRAL	0- 0	0- 0	0- 1				
2- 11	0- 0	0- 1	NON-CONFERENCE	0- 0	0- 4	2- 6				
1- 5	0- 0	0- 1	HOME	0- 0	0- 1	1- 3				
1- 5	0- 0	0- 0	AWAY	0- 0	0- 3	1- 2				
0- 1	0- 0	0- 0	NEUTRAL	0- 0	0- 0	0- 1				
3- 11	0- 0	1- 3	CONFERENCE	1- 3	0- 2	1- 3				
1- 6	0- 0	0- 2	HOME	1- 1	0- 1	0- 2				
2- 5	0- 0	1- 1	AWAY	0- 2	0- 1	1- 1				
0- 0	0- 0	0- 0	NEUTRAL	0- 0	0- 0	0- 0				

RPI	S	Opponent	Score	RPI	S	Opponent	Score	RPI	S	Opponent	Score	RPI	S	Opponent	Score	Team's RPI: 259
29	A	Gonzaga	52 87	57	A	St. Mary's (CA)	42 64	124	A	Colorado	66 84					
29	H	Gonzaga	59 79	57	H	St. Mary's (CA)	66 64	127	A	Pepperdine	64 77					
34	H	Florida	68 91	83	A	San Diego	63 74	127	H	Pepperdine	69 85					
45	A	BYU	71 64	83	H	San Diego	50 68	133	H	Northern Colo.	81 85					
45	H	BYU	67 76					139	A	UC Davis	50 64					
								142	A	Seattle	56 74					
								156	H	Cal St. Northridge	59 67					
								160	H	Cal Poly	66 82					
								173	H	Santa Clara	51 59					
								175	A	Portland	76 78					
								225	A	UC Santa Barbara	41 60					
								234	N	Loyola Chicago	63 65					
								255	A	Loyola Marymount	61 59					
								255	H	Loyola Marymount	49 62					
								260	A	Ohio	53 63					
								270	H	Sacramento St.	86 71					
								280	H	Cal St. Fullerton	50 55					
								281	A	San Jose St.	88 77					
LAST 12 Division I GAMES:																
45	A	BYU	71 64	57	H	St. Mary's (CA)	66 64									
29	H	Gonzaga	59 79	127	A	Pepperdine	64 77									
83	A	San Diego	63 74	175	A	Portland	76 78									
173	H	Santa Clara	51 59	29	A	Gonzaga	52 87									
255	H	Loyola Marymount	49 62	45	H	BYU	67 76									
83	H	San Diego	50 68	57	A	St. Mary's (CA)	42 64									

Non-Div I Games:

San Francisco

■ Loss,
 ■ Non-Conf,
 ■ S Site,
 ■ Home
 ■ A Away
 N Neutral

Average RPI Win:	278	WON-LOST	WINNING	LAST 12	STRENGTH OF	OPP. STRENGTH	TEAM	ADJ.	CONF.	ADJ CONF.
Average RPI Loss:	193	RECORD	PCT. RANK	GAMES	SCHEDULE	OF SCHEDULE	RPI	RPI	RPI	RPI
DIV. I ONLY	9- 16	251	6- 6	305	295	281	281	25	25	
DIV. I NON-CONF.	5- 10	240	2- 0	272	326	278	278	24	24	
TOTALS	RPI 1-25	RPI 26-50	W-L RECORDS	RPI 51-100	RPI 101-150	RPI 150+				
9- 16	0- 0	0- 0	OVERALL	0- 1	0- 5	9- 10				
4- 7	0- 0	0- 0	HOME	0- 0	0- 2	4- 5				
5- 8	0- 0	0- 0	AWAY	0- 1	0- 2	5- 5				
0- 1	0- 0	0- 0	NEUTRAL	0- 0	0- 1	0- 0				
5- 10	0- 0	0- 0	NON-CONFERENCE	0- 0	0- 4	5- 6				
2- 4	0- 0	0- 0	HOME	0- 0	0- 1	2- 3				
3- 5	0- 0	0- 0	AWAY	0- 0	0- 2	3- 3				
0- 1	0- 0	0- 0	NEUTRAL	0- 0	0- 1	0- 0				
4- 6	0- 0	0- 0	CONFERENCE	0- 1	0- 1	4- 4				
2- 3	0- 0	0- 0	HOME	0- 0	0- 1	2- 2				
2- 3	0- 0	0- 0	AWAY	0- 1	0- 0	2- 2				
0- 0	0- 0	0- 0	NEUTRAL	0- 0	0- 0	0- 0				

RPI 1-25				RPI 26-50				RPI 51-100				RPI 101+ Team's RPI: 281					
RPI	S	Opponent	Score	RPI	S	Opponent	Score	RPI	S	Opponent	Score	RPI	S	Opponent	Score		
								58	A	Fresno St.	49	76	111	H	Eastern Ill.	71	93
													120	A	UNLV	41	78
													123	N	American	46	49
													136	H	Utah St.	73	78
													139	A	UC Davis	60	80
													156	A	Cal St. Northridge	55	85
													160	A	Cal Poly	55	71
													173	A	Santa Clara	74	53
													190	A	Louisiana Tech	68	73
													190	H	Louisiana Tech	64	70
													201	H	Brown	47	61
													247	A	Hawaii	67	58
													247	H	Hawaii	83	67
													259	H	San Francisco	77	88
													280	H	Cal St. Fullerton	65	81
													294	A	Nevada	86	79
													297	A	Utah Valley	57	45
													299	H	Idaho	63	67
													301	H	Northern Ariz.	74	64
													303	A	Southern Utah	70	68
													314	H	Air Force	68	53
													326	A	New Mexico St.	55	56
													326	H	New Mexico St.	67	62
													333	A	Weber St.	67	69
LAST 12 Division I GAMES:																	
				326	A	New Mexico St.	55	56	58	A	Fresno St.	49	76				
				190	A	Louisiana Tech	68	73	190	H	Louisiana Tech	64	70				
				247	A	Hawaii	67	58	326	H	New Mexico St.	67	62				
				299	H	Idaho	63	67	247	H	Hawaii	83	67				
				136	H	Utah St.	73	78	297	A	Utah Valley	57	45				
				294	A	Nevada	86	79	303	A	Southern Utah	70	68				

Non-Div I Games:

San Jose St.

Santa Clara

Through Games Of Sunday, February 19, 2012

Average RPI Win:	219	WON-LOST	WINNING	LAST 12	STRENGTH OF	OPP. STRENGTH	TEAM	ADJ.	CONF.	ADJ CONF.
Average RPI Loss:	103	RECORD	PCT. RANK	GAMES	SCHEDULE	OF SCHEDULE	RPI	RPI	RPI	RPI
DIV. I ONLY	11- 16	229	3- 9	95	112	173	173	8	8	
DIV. I NON-CONF.	7- 6	153	0- 0	100	260	140	140	8	8	
TOTALS	RPI 1-25	RPI 26-50	W-L RECORDS	RPI 51-100	RPI 101-150	RPI 150+				
11- 16	0- 0	0- 5	OVERALL	0- 5	2- 3	9- 3				
7- 7	0- 0	0- 3	HOME	0- 2	2- 1	5- 1				
4- 9	0- 0	0- 2	AWAY	0- 3	0- 2	4- 2				
0- 0	0- 0	0- 0	NEUTRAL	0- 0	0- 0	0- 0				
7- 6	0- 0	0- 2	NON-CONFERENCE	0- 1	2- 1	5- 2				
5- 2	0- 0	0- 1	HOME	0- 0	2- 0	3- 1				
2- 4	0- 0	0- 1	AWAY	0- 1	0- 1	2- 1				
0- 0	0- 0	0- 0	NEUTRAL	0- 0	0- 0	0- 0				
4- 10	0- 0	0- 3	CONFERENCE	0- 4	0- 2	4- 1				
2- 5	0- 0	0- 2	HOME	0- 2	0- 1	2- 0				
2- 5	0- 0	0- 1	AWAY	0- 2	0- 1	2- 1				
0- 0	0- 0	0- 0	NEUTRAL	0- 0	0- 0	0- 0				

RPI S	Opponent	Score	RPI S	Opponent	Score	RPI S	Opponent	Score	RPI S	Opponent	Score	Team's RPI: 173
27	A California	58 75	27	A St. Mary's (CA)	52 72	127	A Pepperdine	57 67				
28	H Princeton	61 77	57	H St. Mary's (CA)	47 57	127	H Pepperdine	56 62				
29	A Gonzaga	55 87	58	A Fresno St.	71 83	133	H Northern Colo.	71 37				
29	H Gonzaga	68 81	83	A San Diego	50 56	139	H UC Davis	81 78				
45	H BYU	64 74	83	H San Diego	41 58	142	A Seattle	62 80				
						156	A Cal St. Northridge	90 72				
						175	A Portland	71 70				
						175	H Portland	78 63				
						219	A UC Irvine	82 88				
						250	H Long Beach St.	73 63				
						255	A Loyola Marymount	54 64				
						255	H Loyola Marymount	61 57				
						259	A San Francisco	59 51				
						270	A Sacramento St.	96 76				
						281	H San Jose St.	53 74				
						292	H CSU Bakersfield	93 87				
						303	H Southern Utah	79 78				
LAST 12 Division I GAMES:												
175	A Portland	71 70	45	H BYU	64 74							
29	A Gonzaga	55 87	57	A St. Mary's (CA)	52 72							
57	H St. Mary's (CA)	47 57	255	A Loyola Marymount	54 64							
255	H Loyola Marymount	61 57	29	H Gonzaga	68 81							
259	A San Francisco	59 51	127	A Pepperdine	57 67							
83	A San Diego	50 56	83	H San Diego	41 58							

Non-Div I Games:

Santa Clara

Loss, Non-Conf, S Site, H Home A Away N Neutral

Average RPI Win:	279	WON-LOST	WINNING	LAST 12	STRENGTH OF	OPP. STRENGTH	TEAM	ADJ.	CONF.	ADJ CONF.
Average RPI Loss:	173	RECORD	PCT. RANK	GAMES	SCHEDULE	OF SCHEDULE	RPI	RPI	RPI	RPI
DIV. I ONLY	6- 16	282	3- 8	214	303	295	295	28	28	
DIV. I NON-CONF.	4- 6	212	1- 0	217	192	216	216	25	25	
TOTALS	RPI 1-25	RPI 26-50	W-L RECORDS	RPI 51-100	RPI 101-150	RPI 150+				
6- 16	0- 0	0- 2	OVERALL	0- 3	0- 4	6- 7				
5- 4	0- 0	0- 0	HOME	0- 1	0- 3	5- 0				
1- 12	0- 0	0- 2	AWAY	0- 2	0- 1	1- 7				
0- 0	0- 0	0- 0	NEUTRAL	0- 0	0- 0	0- 0				
4- 6	0- 0	0- 2	NON-CONFERENCE	0- 1	0- 1	4- 2				
3- 1	0- 0	0- 0	HOME	0- 0	0- 1	3- 0				
1- 5	0- 0	0- 2	AWAY	0- 1	0- 0	1- 2				
0- 0	0- 0	0- 0	NEUTRAL	0- 0	0- 0	0- 0				
2- 10	0- 0	0- 0	CONFERENCE	0- 2	0- 3	2- 5				
2- 3	0- 0	0- 0	HOME	0- 1	0- 2	2- 0				
0- 7	0- 0	0- 0	AWAY	0- 1	0- 1	0- 5				
0- 0	0- 0	0- 0	NEUTRAL	0- 0	0- 0	0- 0				

RPI S	Opponent	Score	RPI S	Opponent	Score	RPI S	Opponent	Score	RPI S	Opponent	Score	Team's RPI: 295
33	A South Carolina	39 65	67	H Howard	51 64	122	H Mississippi St.	42 56				
42	A Nebraska	50 70	78	A Hampton	40 59	143	H Coppin St.	45 71				
			79	A North Carolina	21 74	146	A Florida A&M	50 55				
						146	H Florida A&M	45 58				
						162	A UCF	48 62				
						248	A South Carolina St.	48 55				
						248	H South Carolina St.	76 65				
						272	A N.C. A&T	45 69				
						274	A North Florida	64 61				
						276	A Norfolk St.	49 54				
						277	H Jacksonville	67 64				
						279	H Morgan St.	69 60				
						287	H Longwood	53 41				
						290	A Alabama St.	45 47				
						310	H La.-Lafayette	41 36				
						318	A Bethune-Cookman	54 58				
						341	A N.C. Central	38 50				
LAST 12 Division I GAMES:												
146	H Florida A&M	45 58	248	H South Carolina St.	76 65							
272	A N.C. A&T	45 69	318	A Bethune-Cookman	54 58							
341	A N.C. Central	38 50	146	A Florida A&M	50 55							
287	H Longwood	53 41	279	H Morgan St.	69 60							
248	A South Carolina St.	48 55	143	H Coppin St.	45 71							
67	H Howard	51 64	79	A North Carolina	21 74							

Non-Div I Games: Paine 55 38 Columbia (SC) 68 35 Talladega 74 58

Savannah St.

Average RPI Win: 221	WON-LOST	WINNING	LAST 12	STRENGTH OF	OPP. STRENGTH	TEAM	ADJ.	CONF.	ADJ CONF.
Average RPI Loss: 103	RECORD	PCT. RANK	GAMES	SCHEDULE	OF SCHEDULE	RPI	RPI	RPI	RPI
DIV. I ONLY	15- 9	102	9- 3	151	169	142	142	27	27
DIV. I NON-CONF.	15- 9	106	9- 3	164	208	131	131	27	27
TOTALS	RPI 1-25	RPI 26-50	W-L RECORDS	RPI 51-100	RPI 101-150	RPI 150+			
15- 9	0- 0	0- 1	OVERALL	1- 4	0- 3	14- 1			
10- 5	0- 0	0- 1	HOME	1- 2	0- 1	9- 1			
5- 4	0- 0	0- 0	AWAY	0- 2	0- 2	5- 0			
0- 0	0- 0	0- 0	NEUTRAL	0- 0	0- 0	0- 0			
15- 9	0- 0	0- 1	NON-CONFERENCE	1- 4	0- 3	14- 1			
10- 5	0- 0	0- 1	HOME	1- 2	0- 1	9- 1			
5- 4	0- 0	0- 0	AWAY	0- 2	0- 2	5- 0			
0- 0	0- 0	0- 0	NEUTRAL	0- 0	0- 0	0- 0			
0- 0	0- 0	0- 0	CONFERENCE	0- 0	0- 0	0- 0			
0- 0	0- 0	0- 0	HOME	0- 0	0- 0	0- 0			
0- 0	0- 0	0- 0	AWAY	0- 0	0- 0	0- 0			
0- 0	0- 0	0- 0	NEUTRAL	0- 0	0- 0	0- 0			

RPI S	Opponent	Score	RPI S	Opponent	Score	RPI S	Opponent	Score	RPI S	Opponent	Score	Team's RPI: 142
45	H BYU	55 69	57	H St. Mary's (CA)	70 71	118	A Pacific	79 81				
			58	A Fresno St.	61 71	135	A UALR	63 72				
			69	H Eastern Mich.	75 72	139	H UC Davis	62 66				
			83	H San Diego	65 82	164	H Saint Francis (PA)	74 70				
			94	A Washington	53 72	173	H Santa Clara	80 62				
						175	H Portland	69 55				
						176	H Colorado St.	61 43				
						195	H Akron	74 85				
						197	A Portland St.	90 79				
						219	A UC Irvine	86 58				
						225	H UC Santa Barbara	60 55				
						230	A Milwaukee	63 56				
						250	H Long Beach St.	78 49				
						252	A Boise St.	89 80				
						259	H San Francisco	74 56				
						297	H Utah Valley	70 41				
						299	A Idaho	80 72				
						332	H Chicago St.	80 38				
LAST 12 Division I GAMES:												
297	H Utah Valley	70 41	332	H Chicago St.	80 38							
197	A Portland St.	90 79	58	A Fresno St.	61 71							
230	A Milwaukee	63 56	176	H Colorado St.	61 43							
45	H BYU	55 69	299	A Idaho	80 72							
219	A UC Irvine	86 58	69	H Eastern Mich.	75 72							
118	A Pacific	79 81	164	H Saint Francis (PA)	74 70							

Non-Div I Games:

Seattle

Average RPI Win:	186	WON-LOST	WINNING	LAST 12	STRENGTH OF	OPP. STRENGTH	TEAM	ADJ.	CONF.	ADJ CONF.
Average RPI Loss:	72	RECORD	PCT. RANK	GAMES	SCHEDULE	OF SCHEDULE	RPI	RPI	RPI	RPI
DIV. I ONLY	7- 20	287	0- 12	26	58	170	170	2	2	
DIV. I NON-CONF.	7- 7	161	0- 0	68	168	128	128	2	2	
TOTALS	RPI 1-25	RPI 26-50	W-L RECORDS	RPI 51-100	RPI 101-150	RPI 150+				
7- 20	0- 5	0- 3	OVERALL	2- 7	0- 3	5- 2				
3- 11	0- 4	0- 1	HOME	2- 4	0- 1	1- 1				
2- 8	0- 1	0- 1	AWAY	0- 3	0- 2	2- 0				
2- 1	0- 0	0- 0	NEUTRAL	0- 0	0- 0	2- 1				
7- 7	0- 0	0- 1	NON-CONFERENCE	2- 4	0- 0	5- 2				
3- 4	0- 0	0- 1	HOME	2- 2	0- 0	1- 1				
2- 2	0- 0	0- 0	AWAY	0- 2	0- 0	2- 0				
2- 1	0- 0	0- 0	NEUTRAL	0- 0	0- 0	2- 1				
0- 13	0- 5	0- 2	CONFERENCE	0- 3	0- 3	0- 0				
0- 7	0- 4	0- 0	HOME	0- 2	0- 1	0- 0				
0- 6	0- 1	0- 2	AWAY	0- 1	0- 2	0- 0				
0- 0	0- 0	0- 0	NEUTRAL	0- 0	0- 0	0- 0				

RPI 1-25				RPI 26-50				RPI 51-100				RPI 101+ Team's RPI: 170			
RPI	S	Opponent	Score	RPI	S	Opponent	Score	RPI	S	Opponent	Score	RPI	S	Opponent	Score
2	H	Connecticut	37 70	32	A	Villanova	53 62	53	A	Hofstra	74 94	102	A	Providence	47 62
5	H	Notre Dame	36 74	37	H	Michigan	47 51	66	H	Fla. Gulf Coast	57 51	105	H	Syracuse	66 70
14	H	DePaul	59 71	40	A	West Virginia	63 79	67	H	Howard	44 63	126	A	Marquette	60 69
17	H	St. John's (NY)	25 55					85	A	Memphis	73 82	167	N	Alabama	56 62
21	A	Georgetown	51 56					88	H	Cincinnati	48 54	187	A	New Hampshire	61 38
								89	H	Wake Forest	44 60	188	N	Old Dominion	60 49
								90	H	Drexel	77 64	190	N	Louisiana Tech	72 69
								91	A	South Fla.	45 57	204	H	William & Mary	54 61
								91	H	South Fla.	49 68	264	A	Army	53 50
												315	H	Stony Brook	65 30
LAST 12 Division I GAMES:															
88	H	Cincinnati	48 54	91	A	South Fla.	45 57								
102	A	Providence	47 62	105	H	Syracuse	66 70								
21	A	Georgetown	51 56	91	H	South Fla.	49 68								
17	H	St. John's (NY)	25 55	40	A	West Virginia	63 79								
32	A	Villanova	53 62	126	A	Marquette	60 69								
14	H	DePaul	59 71	5	H	Notre Dame	36 74								

Non-Div I Games:

Seton Hall

■ Loss,
■ Non-Conf,
■ S Site,
■ H Home
■ A Away
N Neutral

Average RPI Win:	268	WON-LOST	WINNING	LAST 12	STRENGTH OF	OPP. STRENGTH	TEAM	ADJ.	CONF.	ADJ CONF.
Average RPI Loss:	160	RECORD	PCT. RANK	GAMES	SCHEDULE	OF SCHEDULE	RPI	RPI	RPI	RPI
DIV. I ONLY	10- 15	236	7- 5	273	255	269	269	22	22	
DIV. I NON-CONF.	2- 7	288	0- 0	311	267	322	322	21	21	
TOTALS	RPI 1-25	RPI 26-50	W-L RECORDS	RPI 51-100	RPI 101-150	RPI 150+				
10- 15	0- 0	0- 2	OVERALL	0- 2	0- 2	10- 9				
7- 7	0- 0	0- 1	HOME	0- 2	0- 1	7- 3				
3- 8	0- 0	0- 1	AWAY	0- 0	0- 1	3- 6				
0- 0	0- 0	0- 0	NEUTRAL	0- 0	0- 0	0- 0				
2- 7	0- 0	0- 0	NON-CONFERENCE	0- 2	0- 0	2- 5				
1- 4	0- 0	0- 0	HOME	0- 2	0- 0	1- 2				
1- 3	0- 0	0- 0	AWAY	0- 0	0- 0	1- 3				
0- 0	0- 0	0- 0	NEUTRAL	0- 0	0- 0	0- 0				
8- 8	0- 0	0- 2	CONFERENCE	0- 0	0- 2	8- 4				
6- 3	0- 0	0- 1	HOME	0- 0	0- 1	6- 1				
2- 5	0- 0	0- 1	AWAY	0- 0	0- 1	2- 3				
0- 0	0- 0	0- 0	NEUTRAL	0- 0	0- 0	0- 0				

RPI	S	Opponent	Score	RPI	S	Opponent	Score	RPI	S	Opponent	Score	RPI	S	Opponent	Score	Team's RPI: 269
44	A	Marist	51 75	76	H	Sacred Heart	45 62	109	A	Fairfield	48 52	109	H	Fairfield	49 68	
44	H	Marist	45 56	87	H	Albany (NY)	48 72	180	A	Loyola Maryland	45 55	180	H	Loyola Maryland	54 67	
								189	A	Manhattan	53 56	189	H	Manhattan	61 56	
								203	A	Navy	50 61	206	H	Canisius	67 61	
								205	A	Central Conn. St.	47 51	229	H	Binghamton	70 80	
								235	A	Iona	71 87	235	H	Iona	83 59	
								237	H	Niagara	62 49	238	H	Massachusetts	53 58	
								267	A	Rider	67 56	267	H	Rider	61 42	
								272	A	N.C. A&T	53 67	316	H	Rhode Island	73 65	
								317	A	Maine	78 51	322	A	Saint Peter's	61 59	
								322	H	Saint Peter's	62 50					
LAST 12 Division I GAMES:																
267	H	Rider	61 42	44	H	Marist	45 56	322	H	Saint Peter's	62 50	267	A	Rider	67 56	
189	H	Manhattan	61 56	267	A	Rider	67 56	109	H	Fairfield	49 68	180	A	Loyola Maryland	45 55	
44	A	Marist	51 75	109	H	Fairfield	49 68	237	H	Niagara	62 49					
322	A	Saint Peter's	61 59	180	A	Loyola Maryland	45 55									
235	H	Iona	83 59	237	H	Niagara	62 49									
189	A	Manhattan	53 56													

Non-Div I Games:

Siena

■ Loss,
 ■ Non-Conf,
 ■ S Site,
 ■ H Home
 ■ A Away
 N Neutral

Average RPI Win:	232	WON-LOST	WINNING	LAST 12	STRENGTH OF	OPP. STRENGTH	TEAM	ADJ.	CONF.	ADJ CONF.
Average RPI Loss:	155	RECORD	PCT. RANK	GAMES	SCHEDULE	OF SCHEDULE	RPI	RPI	RPI	RPI
DIV. I ONLY	14- 10	117	8- 4	304	133	172	172	16	16	
DIV. I NON-CONF.	5- 5	161	0- 0	315	157	207	207	15	15	
TOTALS	RPI 1-25	RPI 26-50	W-L RECORDS	RPI 51-100	RPI 101-150	RPI 150+				
14- 10	0- 0	0- 2	OVERALL	0- 0	2- 3	12- 5				
9- 2	0- 0	0- 1	HOME	0- 0	1- 1	8- 0				
4- 8	0- 0	0- 1	AWAY	0- 0	0- 2	4- 5				
1- 0	0- 0	0- 0	NEUTRAL	0- 0	1- 0	0- 0				
5- 5	0- 0	0- 0	NON-CONFERENCE	0- 0	1- 1	4- 4				
3- 0	0- 0	0- 0	HOME	0- 0	0- 0	3- 0				
1- 5	0- 0	0- 0	AWAY	0- 0	0- 1	1- 4				
1- 0	0- 0	0- 0	NEUTRAL	0- 0	1- 0	0- 0				
9- 5	0- 0	0- 2	CONFERENCE	0- 0	1- 2	8- 1				
6- 2	0- 0	0- 1	HOME	0- 0	1- 1	5- 0				
3- 3	0- 0	0- 1	AWAY	0- 0	0- 1	3- 1				
0- 0	0- 0	0- 0	NEUTRAL	0- 0	0- 0	0- 0				

RPI 1-25				RPI 26-50				RPI 51-100				RPI 101+ Team's RPI: 172			
RPI	S	Opponent	Score	RPI	S	Opponent	Score	RPI	S	Opponent	Score	RPI	S	Opponent	Score
				38	A	Middle Tenn.	39 60					116	N	Utah	61 53
				38	H	Middle Tenn.	53 60					122	A	Mississippi St.	47 63
												128	H	Denver	57 51
												135	A	UALR	43 55
												147	H	FIU	48 50
												158	H	Fla. Atlantic	66 57
												162	H	UCF	89 76
												168	A	Sam Houston St.	50 53
												177	A	Ole Miss	45 54
												185	H	North Texas	69 60
												217	A	Southern Miss.	62 67
												218	H	Southern U.	57 44
												221	A	Western Ky.	56 52
												221	H	Western Ky.	70 33
												224	A	La.-Monroe	52 55
												227	H	Arkansas St.	68 39
												287	A	Tennessee St.	69 74
												300	A	UTSA	54 42
												310	A	La.-Lafayette	72 68
												327	H	Northwestern St.	64 51
												338	A	Troy	53 46
												338	H	Troy	63 26
LAST 12 Division I GAMES:															
				221	H	Western Ky.	70 33					135	A	UALR	43 55
				224	A	La.-Monroe	52 55					38	H	Middle Tenn.	53 60
				227	H	Arkansas St.	68 39					147	H	FIU	48 50
				221	A	Western Ky.	56 52					338	A	Troy	53 46
				158	H	Fla. Atlantic	66 57					310	A	La.-Lafayette	72 68
				338	H	Troy	63 26					128	H	Denver	57 51

Non-Div I Games: Talladega 57 52 Spring Hill 97 46

South Ala.

Loss, Non-Conf, S Site, H Home A Away N Neutral

South Carolina

Through Games Of Sunday, February 19, 2012

Average RPI Win:	144	WON-LOST	WINNING	LAST 12	STRENGTH OF	OPP. STRENGTH	TEAM	ADJ.	CONF.	ADJ CONF.
Average RPI Loss:	46	RECORD	PCT. RANK	GAMES	SCHEDULE	OF SCHEDULE	RPI	RPI	RPI	RPI
DIV. I ONLY	20- 7	42	7- 5	58	35	33	33	3	3	
DIV. I NON-CONF.	11- 2	24	0- 0	239	84	77	77	3	3	
TOTALS	RPI 1-25	RPI 26-50	W-L RECORDS	RPI 51-100	RPI 101-150	RPI 150+				
20- 7	3- 3	2- 2	OVERALL	3- 1	1- 1	11- 0				
11- 3	1- 3	1- 0	HOME	0- 0	1- 0	8- 0				
8- 4	2- 0	1- 2	AWAY	2- 1	0- 1	3- 0				
1- 0	0- 0	0- 0	NEUTRAL	1- 0	0- 0	0- 0				
11- 2	0- 1	0- 0	NON-CONFERENCE	3- 1	0- 0	8- 0				
6- 1	0- 1	0- 0	HOME	0- 0	0- 0	6- 0				
4- 1	0- 0	0- 0	AWAY	2- 1	0- 0	2- 0				
1- 0	0- 0	0- 0	NEUTRAL	1- 0	0- 0	0- 0				
9- 5	3- 2	2- 2	CONFERENCE	0- 0	1- 1	3- 0				
5- 2	1- 2	1- 0	HOME	0- 0	1- 0	2- 0				
4- 3	2- 0	1- 2	AWAY	0- 0	0- 1	1- 0				
0- 0	0- 0	0- 0	NEUTRAL	0- 0	0- 0	0- 0				

RPI S	Opponent	Score	RPI S	Opponent	Score	Team's RPI: 33	RPI S	Opponent	Score	RPI S	Opponent	Score
4	A Tennessee	64 60	26	A LSU	48 58		79	N North Carolina	79 48	115	A Auburn	49 53
12	H Kentucky	58 66	31	A Arkansas	47 68		90	A Drexel	62 58	122	H Mississippi St.	69 43
22	H Georgia	59 61	34	A Florida	49 44		95	A North Carolina St.	53 55	167	A Alabama	69 55
23	A Vanderbilt	65 60	34	H Florida	62 58		97	A Illinois	71 52	167	H Alabama	68 42
23	H Vanderbilt	65 55								177	H Ole Miss	61 43
24	H Penn St.	50 55								182	A Xavier	67 56
										186	H Furman	72 33
										207	H Alabama A&M	60 53
										228	A Clemson	65 48
										245	H Presbyterian	52 24
										248	H South Carolina St.	66 21
										263	H Col. of Charleston	59 40
										295	H Savannah St.	65 39
LAST 12 Division I GAMES:												
167	A Alabama	69 55	177	H Ole Miss	61 43							
22	H Georgia	59 61	23	A Vanderbilt	65 60							
34	H Florida	62 58	115	A Auburn	49 53							
31	A Arkansas	47 68	12	H Kentucky	58 66							
4	A Tennessee	64 60	26	A LSU	48 58							
122	H Mississippi St.	69 43	34	A Florida	49 44							

Non-Div I Games:

South Carolina

Loss, Non-Conf, S Site, H Home A Away N Neutral

Average RPI Win:	292	WON-LOST	WINNING	LAST 12	STRENGTH OF	OPP. STRENGTH	TEAM	ADJ.	CONF.	ADJ CONF.
Average RPI Loss:	172	RECORD	PCT. RANK	GAMES	SCHEDULE	OF SCHEDULE	RPI	RPI	RPI	RPI
DIV. I ONLY	9- 12	216	5- 6	289	325	248	248	28	28	
DIV. I NON-CONF.	3- 6	240	0- 1	243	296	271	271	25	25	
TOTALS	RPI 1-25	RPI 26-50	W-L RECORDS	RPI 51-100	RPI 101-150	RPI 150+				
9- 12	0- 1	0- 1	OVERALL	0- 2	0- 2	9- 6				
4- 4	0- 0	0- 0	HOME	0- 1	0- 1	4- 2				
4- 8	0- 1	0- 1	AWAY	0- 1	0- 1	4- 4				
1- 0	0- 0	0- 0	NEUTRAL	0- 0	0- 0	1- 0				
3- 6	0- 1	0- 1	NON-CONFERENCE	0- 0	0- 0	3- 4				
2- 1	0- 0	0- 0	HOME	0- 0	0- 0	2- 1				
0- 5	0- 1	0- 1	AWAY	0- 0	0- 0	0- 3				
1- 0	0- 0	0- 0	NEUTRAL	0- 0	0- 0	1- 0				
6- 6	0- 0	0- 0	CONFERENCE	0- 2	0- 2	6- 2				
2- 3	0- 0	0- 0	HOME	0- 1	0- 1	2- 1				
4- 3	0- 0	0- 0	AWAY	0- 1	0- 1	4- 1				
0- 0	0- 0	0- 0	NEUTRAL	0- 0	0- 0	0- 0				

RPI	S	Opponent	Score	RPI	S	Opponent	Score	RPI	S	Opponent	Score	RPI	S	Opponent	Score	Team's RPI: 248
22	A	Georgia	48 85	33	A	South Carolina	21 66	67	H	Howard	46 69	143	H	Coppin St.	39 57	
								78	A	Hampton	41 73	146	A	Florida A&M	62 79	
												210	A	Winthrop	59 67	
												211	H	Charleston So.	68 65	
												228	A	Clemson	38 83	
												245	H	Presbyterian	50 53	
												272	A	N.C. A&T	71 68	
												276	A	Norfolk St.	75 69	
												277	A	Jacksonville	67 68	
												279	H	Morgan St.	84 71	
												295	A	Savannah St.	65 76	
												295	H	Savannah St.	55 48	
												297	N	Coastal Caro.	61 59	
												318	A	Bethune-Cookman	71 60	
												318	H	Bethune-Cookman	65 69	
												336	H	UNC Asheville	92 82	
												341	A	N.C. Central	78 52	
LAST 12 Division I GAMES:																
318	H	Bethune-Cookman	65 69	146	A	Florida A&M	62 79									
341	A	N.C. Central	78 52	318	A	Bethune-Cookman	71 60									
272	A	N.C. A&T	71 68	143	H	Coppin St.	39 57									
295	H	Savannah St.	55 48	279	H	Morgan St.	84 71									
67	H	Howard	46 69	277	A	Jacksonville	67 68									
295	A	Savannah St.	65 76	336	H	UNC Asheville	92 82									

Non-Div I Games: Claflin 76 59 Southern Wesleyan 78 56

South Carolina St.

Average RPI Win:	204	WON-LOST	WINNING	LAST 12	STRENGTH OF	OPP. STRENGTH	TEAM	ADJ.	CONF.	ADJ CONF.
Average RPI Loss:	180	RECORD	PCT. RANK	GAMES	SCHEDULE	OF SCHEDULE	RPI	RPI	RPI	RPI
DIV. I ONLY	15- 7	81	8- 3	200	226	100	100	19	19	
DIV. I NON-CONF.	6- 1	21	1- 0	89	292	23	23	11	11	
TOTALS	RPI 1-25	RPI 26-50	W-L RECORDS	RPI 51-100	RPI 101-150	RPI 150+				
15- 7	0- 0	0- 0	OVERALL	3- 1	2- 2	10- 4				
9- 1	0- 0	0- 0	HOME	1- 0	1- 1	7- 0				
6- 6	0- 0	0- 0	AWAY	2- 1	1- 1	3- 4				
0- 0	0- 0	0- 0	NEUTRAL	0- 0	0- 0	0- 0				
6- 1	0- 0	0- 0	NON-CONFERENCE	2- 0	1- 1	3- 0				
3- 0	0- 0	0- 0	HOME	0- 0	1- 0	2- 0				
3- 1	0- 0	0- 0	AWAY	2- 0	0- 1	1- 0				
0- 0	0- 0	0- 0	NEUTRAL	0- 0	0- 0	0- 0				
9- 6	0- 0	0- 0	CONFERENCE	1- 1	1- 1	7- 4				
6- 1	0- 0	0- 0	HOME	1- 0	0- 1	5- 0				
3- 5	0- 0	0- 0	AWAY	0- 1	1- 0	2- 4				
0- 0	0- 0	0- 0	NEUTRAL	0- 0	0- 0	0- 0				

RPI 1-25			RPI 26-50			RPI 51-100			Team's RPI: 100	RPI 101+		
RPI	S	Opponent	Score	RPI	S	Opponent	Score	RPI	S	Opponent	Score	
						65	A South Dakota St.	51	59	117	A Oral Roberts	60 57
						65	H South Dakota St.	59	53	117	H Oral Roberts	53 66
						73	A Idaho St.	66	54	132	A UNI	43 53
						96	A Creighton	56	53	133	H Northern Colo.	73 48
										152	A UMKC	49 61
										152	H UMKC	60 54
										233	A Oakland	58 51
										239	H Western Ill.	78 57
										246	A North Dakota St.	50 64
										246	H North Dakota St.	53 40
										249	H Cornell	79 56
										257	A IUPUI	42 52
										257	H IUPUI	73 65
										291	A IPFW	63 65
										297	A Utah Valley	63 54
										301	H Northern Ariz.	73 56
										303	A Southern Utah	68 40
										303	H Southern Utah	81 69
LAST 12 Division I GAMES:												
257	A	IUPUI	42	52	257	H	IUPUI	73	65			
65	H	South Dakota St.	59	53	239	H	Western Ill.	78	57			
246	H	North Dakota St.	53	40	65	A	South Dakota St.	51	59			
152	H	UMKC	60	54	246	A	North Dakota St.	50	64			
117	A	Oral Roberts	60	57	249	H	Cornell	79	56			
303	A	Southern Utah	68	40	152	A	UMKC	49	61			

Non-Div I Games: Viterbo 82 34 Tabor 94 16 Neb. Omaha 58 38

South Dakota

Average RPI Win:	204	WON-LOST	WINNING	LAST 12	STRENGTH OF	OPP. STRENGTH	TEAM	ADJ.	CONF.	ADJ CONF.
Average RPI Loss:	71	RECORD	PCT. RANK	GAMES	SCHEDULE	OF SCHEDULE	RPI	RPI	RPI	RPI
DIV. I ONLY	18- 8	73	10- 2	107	118	65	65	19	19	
DIV. I NON-CONF.	4- 6	212	0- 0	19	13	98	98	11	11	
TOTALS	RPI 1-25	RPI 26-50	W-L RECORDS	RPI 51-100	RPI 101-150	RPI 150+				
18- 8	0- 1	0- 3	OVERALL	1- 2	5- 2	12- 0				
10- 1	0- 1	0- 0	HOME	1- 0	4- 0	5- 0				
8- 5	0- 0	0- 2	AWAY	0- 1	1- 2	7- 0				
0- 2	0- 0	0- 1	NEUTRAL	0- 1	0- 0	0- 0				
4- 6	0- 1	0- 3	NON-CONFERENCE	0- 1	4- 1	0- 0				
3- 1	0- 1	0- 0	HOME	0- 0	3- 0	0- 0				
1- 3	0- 0	0- 2	AWAY	0- 0	1- 1	0- 0				
0- 2	0- 0	0- 1	NEUTRAL	0- 1	0- 0	0- 0				
14- 2	0- 0	0- 0	CONFERENCE	1- 1	1- 1	12- 0				
7- 0	0- 0	0- 0	HOME	1- 0	1- 0	5- 0				
7- 2	0- 0	0- 0	AWAY	0- 1	0- 1	7- 0				
0- 0	0- 0	0- 0	NEUTRAL	0- 0	0- 0	0- 0				

RPI 1-25				RPI 26-50				RPI 51-100				Team's RPI: 65		RPI 101+			
RPI	S	Opponent	Score	RPI	S	Opponent	Score	RPI	S	Opponent	Score			RPI	S	Opponent	Score
11	H	Kansas St.	46 63	38	A	Middle Tenn.	49 59	88	N	Cincinnati	22 55			110	H	Washington St.	63 58
				42	A	Nebraska	71 80	100	A	South Dakota	53 59			117	A	Oral Roberts	65 71
				44	N	Marist	49 57	100	H	South Dakota	59 51			117	H	Oral Roberts	70 51
														126	A	Marquette	51 59
														135	A	UALR	60 49
														135	H	UALR	64 55
														136	H	Utah St.	84 73
														152	A	UMKC	79 73
														152	H	UMKC	75 62
														233	A	Oakland	61 51
														233	H	Oakland	62 52
														239	A	Western Ill.	82 56
														246	A	North Dakota St.	88 52
														246	H	North Dakota St.	88 43
														257	A	IUPUI	74 63
														291	A	IPFW	76 66
														291	H	IPFW	81 58
														303	A	Southern Utah	66 50
														303	H	Southern Utah	65 43
LAST 12 Division I GAMES:																	
				246	H	North Dakota St.	88 43					291	A	IPFW	76 66		
				100	A	South Dakota	53 59					246	A	North Dakota St.	88 52		
				152	A	UMKC	79 73					100	H	South Dakota	59 51		
				117	H	Oral Roberts	70 51					152	H	UMKC	75 62		
				303	H	Southern Utah	65 43					303	A	Southern Utah	66 50		
				233	A	Oakland	61 51					117	A	Oral Roberts	65 71		

Non-Div I Games: St. Cloud St. 74 35

South Dakota St.

■ Loss,
 ■ Non-Conf,
 ■ S Site,
 ■ Home
 ■ Away
 N Neutral

Average RPI Win:	175	WON-LOST	WINNING	LAST 12	STRENGTH OF	OPP. STRENGTH	TEAM	ADJ.	CONF.	ADJ CONF.
Average RPI Loss:	43	RECORD	PCT. RANK	GAMES	SCHEDULE	OF SCHEDULE	RPI	RPI	RPI	RPI
DIV. I ONLY	15- 13	153	6- 6	66	34	91	91	2	2	
DIV. I NON-CONF.	8- 6	128	0- 0	129	118	123	123	2	2	
<hr/>										
TOTALS	RPI 1-25	RPI 26-50	W-L RECORDS	RPI 51-100	RPI 101-150	RPI 150+				
15- 13	1- 6	1- 3	OVERALL	1- 2	3- 2	9- 0				
8- 3	1- 2	1- 1	HOME	0- 0	1- 0	5- 0				
5- 5	0- 2	0- 0	AWAY	1- 0	1- 2	3- 0				
2- 5	0- 1	0- 2	NEUTRAL	0- 2	1- 0	1- 0				
8- 6	0- 1	0- 2	NON-CONFERENCE	0- 2	2- 1	6- 0				
4- 0	0- 0	0- 0	HOME	0- 0	1- 0	3- 0				
2- 1	0- 0	0- 0	AWAY	0- 0	0- 1	2- 0				
2- 5	0- 1	0- 2	NEUTRAL	0- 2	1- 0	1- 0				
7- 7	1- 5	1- 1	CONFERENCE	1- 0	1- 1	3- 0				
4- 3	1- 2	1- 1	HOME	0- 0	0- 0	2- 0				
3- 4	0- 3	0- 0	AWAY	1- 0	1- 1	1- 0				
0- 0	0- 0	0- 0	NEUTRAL	0- 0	0- 0	0- 0				

RPI 1-25				RPI 26-50				RPI 51-100				Team's RPI: 91				RPI 101+			
RPI	S	Opponent	Score	RPI	S	Opponent	Score	RPI	S	Opponent	Score			RPI	S	Opponent	Score		
2	A	Connecticut	62 77	31	N	Arkansas	61 65	73	N	Idaho St.	63 76			105	A	Syracuse	61 76		
9	N	Miami (FL)	72 92	32	H	Villanova	54 39	75	N	Florida St.	49 62			113	H	Stetson	77 62		
13	H	Rutgers	66 72	40	H	West Virginia	52 55	88	A	Cincinnati	58 55			115	A	Auburn	45 62		
14	H	DePaul	66 63	43	N	Dayton	63 73							125	N	Minnesota	60 52		
17	A	St. John's (NY)	57 67											126	A	Marquette	61 48		
20	A	Louisville	57 63											170	A	Seton Hall	68 49		
21	H	Georgetown	56 66											170	H	Seton Hall	57 45		

Average RPI Win:	284	WON-LOST	WINNING	LAST 12	STRENGTH OF	OPP. STRENGTH	TEAM	ADJ.	CONF.	ADJ CONF.
Average RPI Loss:	185	RECORD	PCT. RANK	GAMES	SCHEDULE	OF SCHEDULE	RPI	RPI	RPI	RPI
DIV. I ONLY	5- 21	308	3- 9	221	322	321	321	31	31	
DIV. I NON-CONF.	2- 10	305	0- 0	235	210	311	311	32	32	
TOTALS	RPI 1-25	RPI 26-50	W-L RECORDS	RPI 51-100	RPI 101-150	RPI 150+				
5- 21	0- 0	0- 0	OVERALL	0- 1	0- 9	5- 11				
4- 6	0- 0	0- 0	HOME	0- 0	0- 2	4- 4				
0- 13	0- 0	0- 0	AWAY	0- 1	0- 6	0- 6				
1- 2	0- 0	0- 0	NEUTRAL	0- 0	0- 1	1- 1				
2- 10	0- 0	0- 0	NON-CONFERENCE	0- 1	0- 5	2- 4				
1- 1	0- 0	0- 0	HOME	0- 0	0- 0	1- 1				
0- 7	0- 0	0- 0	AWAY	0- 1	0- 4	0- 2				
1- 2	0- 0	0- 0	NEUTRAL	0- 0	0- 1	1- 1				
3- 11	0- 0	0- 0	CONFERENCE	0- 0	0- 4	3- 7				
3- 5	0- 0	0- 0	HOME	0- 0	0- 2	3- 3				
0- 6	0- 0	0- 0	AWAY	0- 0	0- 2	0- 4				
0- 0	0- 0	0- 0	NEUTRAL	0- 0	0- 0	0- 0				

RPI	S	Opponent	Score	RPI	S	Opponent	Score	RPI	S	Opponent	Score	RPI	S	Opponent	Score	Team's RPI: 321
								95	A	North Carolina St.	29	66				
												104	A	UAB	41	64
												111	A	Eastern Ill.	48	74
												111	H	Eastern Ill.	46	73
												112	A	UT Martin	47	88
												112	H	UT Martin	44	77
												132	A	UNI	42	62
												134	N	Samford	58	63
												144	A	Wright St.	53	74
												145	A	Ill.-Chicago	54	69
												171	N	Central Mich.	59	100
												174	A	SIU Edwardsville	48	63
												174	H	SIU Edwardsville	43	58
												177	H	Ole Miss	43	51
												227	H	Arkansas St.	56	52
												243	A	Tennessee Tech	57	60
												256	A	Saint Louis	45	54
												266	A	Eastern Ky.	37	52
												278	H	Austin Peay	69	60
												287	H	Tennessee St.	50	39
												287	N	Longwood	56	52
												302	H	Morehead St.	57	61
												305	A	Western Mich.	34	67
												311	A	Murray St.	62	63
												311	H	Murray St.	75	80
												340	H	Jacksonville St.	66	48
LAST 12 Division I GAMES:																

Non-Div I Games: Lindenwood (MO) 66 56

Southeast Mo. St.

■ Loss,
 ■ Non-Conf,
 ■ S Site,
 ■ Home
 ■ A Away
 N Neutral

Average RPI Win:	288	WON-LOST	WINNING	LAST 12	STRENGTH OF	OPP. STRENGTH	TEAM	ADJ.	CONF.	ADJ CONF.
Average RPI Loss:	181	RECORD	PCT. RANK	GAMES	SCHEDULE	OF SCHEDULE	RPI	RPI	RPI	RPI
DIV. I ONLY	6- 15	276	5- 7	290	310	313	313	24	24	
DIV. I NON-CONF.	1- 8	321	0- 0	276	319	332	332	26	26	
TOTALS	RPI 1-25	RPI 26-50	W-L RECORDS	RPI 51-100	RPI 101-150	RPI 150+				
6- 15	0- 0	0- 0	OVERALL	0- 3	0- 2	6- 10				
4- 6	0- 0	0- 0	HOME	0- 0	0- 2	4- 4				
2- 9	0- 0	0- 0	AWAY	0- 3	0- 0	2- 6				
0- 0	0- 0	0- 0	NEUTRAL	0- 0	0- 0	0- 0				
1- 8	0- 0	0- 0	NON-CONFERENCE	0- 2	0- 1	1- 5				
1- 3	0- 0	0- 0	HOME	0- 0	0- 1	1- 2				
0- 5	0- 0	0- 0	AWAY	0- 2	0- 0	0- 3				
0- 0	0- 0	0- 0	NEUTRAL	0- 0	0- 0	0- 0				
5- 7	0- 0	0- 0	CONFERENCE	0- 1	0- 1	5- 5				
3- 3	0- 0	0- 0	HOME	0- 0	0- 1	3- 2				
2- 4	0- 0	0- 0	AWAY	0- 1	0- 0	2- 3				
0- 0	0- 0	0- 0	NEUTRAL	0- 0	0- 0	0- 0				

RPI 1-25				RPI 26-50				RPI 51-100				RPI 101+				Team's RPI: 313	
RPI	S	Opponent	Score	RPI	S	Opponent	Score	RPI	S	Opponent	Score	RPI	S	Opponent	Score		
								64	A	Texas	65	73	107	H	McNeese St.	36	60
								70	A	Central Ark.	54	71	146	H	Florida A&M	63	85
								85	A	Memphis	44	80	155	H	Stephen F. Austin	61	69
												159	A	Lamar	69	61	
												159	H	Lamar	69	71	
												167	A	Alabama	56	69	
												168	A	Sam Houston St.	46	67	
												177	A	Ole Miss	52	72	
												214	A	Nicholls St.	79	88	
												265	H	Alcorn St.	54	62	
												300	H	UTSA	64	63	
												304	H	Texas-Arlington	71	41	
												310	A	La.-Lafayette	54	63	
												310	H	La.-Lafayette	57	69	
												312	H	Jackson St.	76	49	
												323	A	A&M-Corpus Christi	73	78	
												327	A	Northwestern St.	79	70	
												327	H	Northwestern St.	73	66	
LAST 12 Division I GAMES:																	
304	H	Texas-Arlington	71	41	327	H	Northwestern St.	73	66								
159	H	Lamar	69	71	70	A	Central Ark.	54	71								
327	A	Northwestern St.	79	70	214	A	Nicholls St.	79	88								
300	H	UTSA	64	63	107	H	McNeese St.	36	60								
168	A	Sam Houston St.	46	67	323	A	A&M-Corpus Christi	73	78								
159	A	Lamar	69	61	155	H	Stephen F. Austin	61	69								

Non-Div I Games: New Orleans 81 30 Centenary (LA) 83 54 Spring Hill 85 72 Mobile 54 45
Southeastern La.

Average RPI Win:	118	WON-LOST	WINNING	LAST 12	STRENGTH OF	OPP. STRENGTH	TEAM	ADJ.	CONF.	ADJ CONF.
Average RPI Loss:	64	RECORD	PCT. RANK	GAMES	SCHEDULE	OF SCHEDULE	RPI	RPI	RPI	RPI
DIV. I ONLY	14- 11	132	7- 5	13	24	36	36	4	4	
DIV. I NON-CONF.	6- 5	139	1- 0	23	41	45	45	5	5	
TOTALS	RPI 1-25	RPI 26-50	W-L RECORDS	RPI 51-100	RPI 101-150	RPI 150+				
14- 11	0- 5	5- 1	OVERALL	2- 2	4- 2	3- 1				
7- 3	0- 1	2- 0	HOME	1- 2	2- 0	2- 0				
6- 7	0- 3	3- 1	AWAY	1- 0	2- 2	0- 1				
1- 1	0- 1	0- 0	NEUTRAL	0- 0	0- 0	1- 0				
6- 5	0- 3	1- 1	NON-CONFERENCE	1- 0	1- 0	3- 1				
3- 0	0- 0	0- 0	HOME	1- 0	0- 0	2- 0				
2- 4	0- 2	1- 1	AWAY	0- 0	1- 0	0- 1				
1- 1	0- 1	0- 0	NEUTRAL	0- 0	0- 0	1- 0				
8- 6	0- 2	4- 0	CONFERENCE	1- 2	3- 2	0- 0				
4- 3	0- 1	2- 0	HOME	0- 2	2- 0	0- 0				
4- 3	0- 1	2- 0	AWAY	1- 0	1- 2	0- 0				
0- 0	0- 0	0- 0	NEUTRAL	0- 0	0- 0	0- 0				

RPI 1-25				RPI 26-50				Team's RPI: 36	RPI 51-100				RPI 101+			
RPI	S	Opponent	Score	RPI	S	Opponent	Score		RPI	S	Opponent	Score	RPI	S	Opponent	Score
3	A	Stanford	52 69	27	A	California	76 75		54	A	Arizona St.	60 48	110	H	Washington St.	67 62
3	H	Stanford	53 61	27	H	California	74 54		58	H	Fresno St.	65 57	116	A	Utah	55 63
5	N	Notre Dame	58 80	29	A	Gonzaga	58 51		61	H	Oregon St.	61 65	121	H	Oregon	92 73
6	A	Texas A&M	70 71	42	A	Nebraska	50 68		94	H	Washington	61 67	124	A	Colorado	67 69
22	A	Georgia	60 67	48	A	UCLA	47 43						127	A	Pepperdine	75 71
				48	H	UCLA	66 54						148	A	Arizona	72 67
LAST 12 Division I GAMES:																
				48	H	UCLA	66 54		116	A	Utah	55 63				
				27	A	California	76 75		124	A	Colorado	67 69				
				3	A	Stanford	52 69		61	H	Oregon St.	61 65				
				94	H	Washington	61 67		121	H	Oregon	92 73				
				110	H	Washington St.	67 62		48	A	UCLA	47 43				
				225	H	UC Santa Barbara	50 39		148	A	Arizona	72 67				

Non-Div I Games:

Southern California

■ Loss,
 ■ Non-Conf,
 ■ S Site,
 ■ Home
 ■ Away
 N Neutral

Average RPI Win:	241	WON-LOST	WINNING	LAST 12	STRENGTH OF	OPP. STRENGTH	TEAM	ADJ.	CONF.	ADJ CONF.
Average RPI Loss:	133	RECORD	PCT. RANK	GAMES	SCHEDULE	OF SCHEDULE	RPI	RPI	RPI	RPI
DIV. I ONLY	7- 19	283	4- 8	123	170	254	254	10	10	
DIV. I NON-CONF.	4- 7	229	1- 0	237	322	265	265	10	10	
TOTALS	RPI 1-25	RPI 26-50	W-L RECORDS	RPI 51-100	RPI 101-150	RPI 150+				
7- 19	0- 1	0- 0	OVERALL	1- 4	0- 9	6- 5				
5- 6	0- 0	0- 0	HOME	1- 1	0- 3	4- 2				
2- 13	0- 1	0- 0	AWAY	0- 3	0- 6	2- 3				
0- 0	0- 0	0- 0	NEUTRAL	0- 0	0- 0	0- 0				
4- 7	0- 1	0- 0	NON-CONFERENCE	0- 0	0- 2	4- 4				
3- 2	0- 0	0- 0	HOME	0- 0	0- 0	3- 2				
1- 5	0- 1	0- 0	AWAY	0- 0	0- 2	1- 2				
0- 0	0- 0	0- 0	NEUTRAL	0- 0	0- 0	0- 0				
3- 12	0- 0	0- 0	CONFERENCE	1- 4	0- 7	2- 1				
2- 4	0- 0	0- 0	HOME	1- 1	0- 3	1- 0				
1- 8	0- 0	0- 0	AWAY	0- 3	0- 4	1- 1				
0- 0	0- 0	0- 0	NEUTRAL	0- 0	0- 0	0- 0				

RPI 1-25				RPI 26-50				RPI 51-100				RPI 101+ Team's RPI: 254			
RPI	S	Opponent	Score	RPI	S	Opponent	Score	RPI	S	Opponent	Score	RPI	S	Opponent	Score
14	A	DePaul	67 93					55	A	Missouri St.	61 81	101	A	Wichita St.	46 74
								55	H	Missouri St.	78 72	101	H	Wichita St.	68 78
								80	A	Illinois St.	51 75	112	A	UT Martin	70 91
								96	A	Creighton	59 66	132	A	UNI	51 73
								96	H	Creighton	64 80	132	H	UNI	66 70
												138	A	Indiana St.	66 72
												144	A	Wright St.	59 61
												149	A	Bradley	50 66
												149	H	Bradley	59 72
												163	A	Drake	59 73
												163	H	Drake	63 59
												174	H	SIU Edwardsville	60 70
												181	A	Northern Ill.	50 53
												234	H	Loyola Chicago	44 66
												257	H	IUPUI	77 63
												278	A	Austin Peay	70 76
												285	A	Evansville	74 60
												287	A	Tennessee St.	89 68
												311	H	Murray St.	74 57
												332	H	Chicago St.	76 54
LAST 12 Division I GAMES:															
55	A	Missouri St.	61 81	285	A	Evansville	74 60								
101	A	Wichita St.	46 74	311	H	Murray St.	74 57								
96	H	Creighton	64 80	101	H	Wichita St.	68 78								
163	H	Drake	63 59	55	H	Missouri St.	78 72								
149	A	Bradley	50 66	96	A	Creighton	59 66								
132	A	UNI	51 73	163	A	Drake	59 73								

Non-Div I Games:

Southern Ill.

■ Loss,
 ■ Non-Conf,
 ■ S Site,
 ■ Home
 ■ A Away
 N Neutral

Average RPI Win: 217	WON-LOST	WINNING	LAST 12	STRENGTH OF	OPP. STRENGTH	TEAM	ADJ.	CONF.	ADJ CONF.
Average RPI Loss: 142	RECORD	PCT. RANK	GAMES	SCHEDULE	OF SCHEDULE	RPI	RPI	RPI	RPI
DIV. I ONLY	9- 16	251	4- 8	96	221	217	217	11	11
DIV. I NON-CONF.	5- 7	208	0- 0	113	324	228	228	12	12
TOTALS	RPI 1-25	RPI 26-50	W-L RECORDS	RPI 51-100	RPI 101-150	RPI 150+			
9- 16	0- 1	0- 0	OVERALL	2- 2	0- 5	7- 8			
6- 7	0- 0	0- 0	HOME	1- 2	0- 2	5- 3			
2- 9	0- 1	0- 0	AWAY	1- 0	0- 3	1- 5			
1- 0	0- 0	0- 0	NEUTRAL	0- 0	0- 0	1- 0			
5- 7	0- 1	0- 0	NON-CONFERENCE	0- 0	0- 4	5- 2			
4- 3	0- 0	0- 0	HOME	0- 0	0- 2	4- 1			
0- 4	0- 1	0- 0	AWAY	0- 0	0- 2	0- 1			
1- 0	0- 0	0- 0	NEUTRAL	0- 0	0- 0	1- 0			
4- 9	0- 0	0- 0	CONFERENCE	2- 2	0- 1	2- 6			
2- 4	0- 0	0- 0	HOME	1- 2	0- 0	1- 2			
2- 5	0- 0	0- 0	AWAY	1- 0	0- 1	1- 4			
0- 0	0- 0	0- 0	NEUTRAL	0- 0	0- 0	0- 0			

RPI 1-25				RPI 26-50				RPI 51-100				RPI 101+ Team's RPI: 217			
RPI	S	Opponent	Score	RPI	S	Opponent	Score	RPI	S	Opponent	Score	RPI	S	Opponent	Score
12	A	Kentucky	71 88					52	H	Tulane	56 51	104	A	UAB	59 65
								56	H	UTEP	63 70	112	H	UT Martin	69 88
								85	A	Memphis	62 54	122	A	Mississippi St.	57 71
								85	H	Memphis	44 85	135	A	UALR	44 70
												146	H	Florida A&M	68 77
												154	A	Marshall	44 55
												155	H	Stephen F. Austin	65 66
												162	A	UCF	47 65
												162	H	UCF	60 74
												166	A	Montana	64 79
												172	H	South Ala.	67 62
												184	A	Tulsa	57 68
												193	A	Rice	43 72
												212	A	SMU	74 67
												224	H	La.-Monroe	77 74
												261	H	East Carolina	67 57
												299	N	Idaho	63 62
												312	H	Jackson St.	70 55
												319	H	Houston	49 56
												340	H	Jacksonville St.	75 58
LAST 12 Division I GAMES:															
52	H	Tulane	56 51	56	H	UTEP	63 70								
162	H	UCF	60 74	193	A	Rice	43 72								
212	A	SMU	74 67	85	H	Memphis	44 85								
261	H	East Carolina	67 57	162	A	UCF	47 65								
85	A	Memphis	62 54	154	A	Marshall	44 55								
104	A	UAB	59 65	319	H	Houston	49 56								

Non-Div I Games: William Carey 62 46

Southern Miss.

■ Loss,
 ■ Non-Conf, S Site,
 ■ Home
 ■ Away
 N Neutral

Average RPI Win:	272	WON-LOST	WINNING	LAST 12	STRENGTH OF	OPP. STRENGTH	TEAM	ADJ.	CONF.	ADJ CONF.
Average RPI Loss:	169	RECORD	PCT. RANK	GAMES	SCHEDULE	OF SCHEDULE	RPI	RPI	RPI	RPI
DIV. I ONLY	10- 10	167	8- 4	300	335	218	218	32	32	
DIV. I NON-CONF.	0- 6	337	0- 0	62	201	306	306	31	31	
TOTALS	RPI 1-25	RPI 26-50	W-L RECORDS	RPI 51-100	RPI 101-150	RPI 150+				
10- 10	0- 1	0- 0	OVERALL	0- 2	0- 0	10- 7				
6- 2	0- 0	0- 0	HOME	0- 0	0- 0	6- 2				
4- 8	0- 1	0- 0	AWAY	0- 2	0- 0	4- 5				
0- 0	0- 0	0- 0	NEUTRAL	0- 0	0- 0	0- 0				
0- 6	0- 1	0- 0	NON-CONFERENCE	0- 2	0- 0	0- 3				
0- 1	0- 0	0- 0	HOME	0- 0	0- 0	0- 1				
0- 5	0- 1	0- 0	AWAY	0- 2	0- 0	0- 2				
0- 0	0- 0	0- 0	NEUTRAL	0- 0	0- 0	0- 0				
10- 4	0- 0	0- 0	CONFERENCE	0- 0	0- 0	10- 4				
6- 1	0- 0	0- 0	HOME	0- 0	0- 0	6- 1				
4- 3	0- 0	0- 0	AWAY	0- 0	0- 0	4- 3				
0- 0	0- 0	0- 0	NEUTRAL	0- 0	0- 0	0- 0				

RPI 1-25				RPI 26-50				RPI 51-100				RPI 101+ Team's RPI: 218			
RPI	S	Opponent	Score	RPI	S	Opponent	Score	RPI	S	Opponent	Score	RPI	S	Opponent	Score
19	A	Ohio St.	49 83					52	A	Tulane	59 66	157	A	Mississippi Val.	61 78
								94	A	Washington	56 64	157	H	Mississippi Val.	63 59
												159	H	Lamar	62 70
												172	A	South Ala.	44 57
												207	A	Alabama A&M	62 67
												207	H	Alabama A&M	51 32
												208	A	Grambling	59 60
												208	H	Grambling	72 67
												265	H	Alcorn St.	67 62
												282	A	Prairie View	58 53
												290	H	Alabama St.	71 51
												310	A	La.-Lafayette	49 60
												312	A	Jackson St.	65 60
												312	H	Jackson St.	42 49
												331	A	Ark.-Pine Bluff	81 62
												331	H	Ark.-Pine Bluff	62 48
												339	A	Texas Southern	49 39
LAST 12 Division I GAMES:															
207	A	Alabama A&M	62 67	290	H	Alabama St.	71 51								
157	H	Mississippi Val.	63 59	207	H	Alabama A&M	51 32								
331	H	Ark.-Pine Bluff	62 48	157	A	Mississippi Val.	61 78								
312	A	Jackson St.	65 60	331	A	Ark.-Pine Bluff	81 62								
208	A	Grambling	59 60	312	H	Jackson St.	42 49								
265	H	Alcorn St.	67 62	208	H	Grambling	72 67								

Non-Div I Games: Dillard 66 47

Southern U.

■ Loss,
 ■ Non-Conf,
 ■ S Site,
 ■ Home
 ■ A Away
 N Neutral

Southern Utah

Through Games Of Sunday, February 19, 2012

Average RPI Win:	294	WON-LOST	WINNING	LAST 12	STRENGTH OF	OPP. STRENGTH	TEAM	ADJ.	CONF.	ADJ CONF.
Average RPI Loss:	161	RECORD	PCT. RANK	GAMES	SCHEDULE	OF SCHEDULE	RPI	RPI	RPI	RPI
DIV. I ONLY	5- 21	308	2- 10	182	262	303	303	19	19	
DIV. I NON-CONF.	3- 7	262	0- 0	94	317	191	191	11	11	
TOTALS	RPI 1-25	RPI 26-50	W-L RECORDS	RPI 51-100	RPI 101-150	RPI 150+				
5- 21	0- 1	0- 1	OVERALL	0- 5	0- 2	5- 12				
3- 7	0- 0	0- 0	HOME	0- 2	0- 0	3- 5				
2- 13	0- 1	0- 1	AWAY	0- 3	0- 2	2- 6				
0- 1	0- 0	0- 0	NEUTRAL	0- 0	0- 0	0- 1				
3- 7	0- 1	0- 1	NON-CONFERENCE	0- 1	0- 1	3- 3				
1- 1	0- 0	0- 0	HOME	0- 0	0- 0	1- 1				
2- 5	0- 1	0- 1	AWAY	0- 1	0- 1	2- 1				
0- 1	0- 0	0- 0	NEUTRAL	0- 0	0- 0	0- 1				
2- 14	0- 0	0- 0	CONFERENCE	0- 4	0- 1	2- 9				
2- 6	0- 0	0- 0	HOME	0- 2	0- 0	2- 4				
0- 8	0- 0	0- 0	AWAY	0- 2	0- 1	0- 5				
0- 0	0- 0	0- 0	NEUTRAL	0- 0	0- 0	0- 0				

RPI 1-25				RPI 26-50				RPI 51-100				RPI 101+ Team's RPI: 303			
RPI	S	Opponent	Score	RPI	S	Opponent	Score	RPI	S	Opponent	Score	RPI	S	Opponent	Score
19	A	Ohio St.	50 88	45	A	BYU	49 82	61	A	Oregon St.	40 90	116	A	Utah	60 74
								65	A	South Dakota St.	43 65	117	A	Oral Roberts	59 109
								65	H	South Dakota St.	50 66	152	A	UMKC	61 81
								100	A	South Dakota	69 81	152	H	UMKC	46 64
								100	H	South Dakota	40 68	173	A	Santa Clara	78 79
												233	A	Oakland	45 59
												233	H	Oakland	60 64
												236	N	North Dakota	61 62
												239	A	Western Ill.	70 82
												239	H	Western Ill.	70 76
												246	A	North Dakota St.	56 74
												246	H	North Dakota St.	68 80
												257	A	IUPUI	49 56
												257	H	IUPUI	58 48
												281	H	San Jose St.	68 70
												291	H	IPFW	80 68
												297	A	Utah Valley	60 59
												297	H	Utah Valley	80 65
												326	A	New Mexico St.	58 57
LAST 12 Division I GAMES:															
233	A	Oakland	45 59	100	H	South Dakota	40 68								
239	H	Western Ill.	70 76	233	H	Oakland	60 64								
257	H	IUPUI	58 48	291	H	IPFW	80 68								
246	A	North Dakota St.	56 74	257	A	IUPUI	49 56								
65	A	South Dakota St.	43 65	239	A	Western Ill.	70 82								
152	H	UMKC	46 64	65	H	South Dakota St.	50 66								

Non-Div I Games: Westminster (UT) 59 57

Southern Utah

■ Loss,
 ■ Non-Conf,
 ■ S Site,
 ■ Home
 ■ A Away
 N Neutral

St. Bonaventure

Through Games Of Sunday, February 19, 2012

Average RPI Win:	158	WON-LOST	WINNING	LAST 12	STRENGTH OF	OPP. STRENGTH	TEAM	ADJ.	CONF.	ADJ CONF.
Average RPI Loss:	20	RECORD	PCT. RANK	GAMES	SCHEDULE	OF SCHEDULE	RPI	RPI	RPI	RPI
DIV. I ONLY	25- 2	5	12- 0	100	89	16	16	9	9	
DIV. I NON-CONF.	13- 2	19	0- 0	174	53	48	48	9	9	
TOTALS	RPI 1-25	RPI 26-50	W-L RECORDS	RPI 51-100	RPI 101-150	RPI 150+				
25- 2	1- 1	4- 1	OVERALL	5- 0	1- 0	14- 0				
12- 1	0- 1	2- 0	HOME	3- 0	0- 0	7- 0				
12- 0	1- 0	2- 0	AWAY	2- 0	1- 0	6- 0				
1- 1	0- 0	0- 1	NEUTRAL	0- 0	0- 0	1- 0				
13- 2	1- 1	2- 1	NON-CONFERENCE	1- 0	0- 0	9- 0				
6- 1	0- 1	1- 0	HOME	1- 0	0- 0	4- 0				
6- 0	1- 0	1- 0	AWAY	0- 0	0- 0	4- 0				
1- 1	0- 0	0- 1	NEUTRAL	0- 0	0- 0	1- 0				
12- 0	0- 0	2- 0	CONFERENCE	4- 0	1- 0	5- 0				
6- 0	0- 0	1- 0	HOME	2- 0	0- 0	3- 0				
6- 0	0- 0	1- 0	AWAY	2- 0	1- 0	2- 0				
0- 0	0- 0	0- 0	NEUTRAL	0- 0	0- 0	0- 0				

RPI 1-25				Team's RPI: 16		RPI 26-50				RPI 51-100				RPI 101+					
RPI	S	Opponent	Score		RPI	S	Opponent	Score		RPI	S	Opponent	Score		RPI	S	Opponent	Score	
7	H	Delaware	49	61	32	N	Villanova	44	55	59	A	Temple	74	65	119	A	Charlotte	68	63
17	A	St. John's (NY)	64	58	40	A	West Virginia	56	48	62	H	Saint Joseph's	68	61	151	A	La Salle	75	57
					43	A	Dayton	56	55	71	A	Duquesne	58	53	182	H	Xavier	66	48
					44	H	Marist	67	56	71	H	Duquesne	61	53	199	H	Indiana	65	45
					47	H	Richmond	75	59	76	H	Sacred Heart	67	63	206	A	Canisius	74	58
															209	H	Buffalo	76	45
															223	H	George Washington	80	69
															229	A	Binghamton	49	34
															237	H	Niagara	63	49
															238	A	Massachusetts	69	54
															256	H	Saint Louis	64	52
															276	N	Norfolk St.	58	44
															279	H	Morgan St.	79	55
															296	A	Kent St.	60	51
															308	A	Colgate	68	49
LAST 12 Division I GAMES:																			
182	H	Xavier	66	48	62	H	Saint Joseph's	68	61										
43	A	Dayton	56	55	119	A	Charlotte	68	63										
238	A	Massachusetts	69	54	47	H	Richmond	75	59										
223	H	George Washington	80	69	256	H	Saint Louis	64	52										
71	A	Duquesne	58	53	59	A	Temple	74	65										
151	A	La Salle	75	57	71	H	Duquesne	61	53										

Non-Div I Games:

St. Bonaventure

■ Loss,
 ■ Non-Conf,
 ■ S Site,
 ■ Home
 ■ A Away
 N Neutral

St. Francis (NY)

Through Games Of Sunday, February 19, 2012

Average RPI Win:	280	WON-LOST	WINNING	LAST 12	STRENGTH OF	OPP. STRENGTH	TEAM	ADJ.	CONF.	ADJ CONF.
Average RPI Loss:	190	RECORD	PCT. RANK	GAMES	SCHEDULE	OF SCHEDULE	RPI	RPI	RPI	RPI
DIV. I ONLY	3- 23	330	2- 10	244	300	330	330	17	17	
DIV. I NON-CONF.	1- 10	329	0- 0	300	335	339	339	22	22	
TOTALS	RPI 1-25	RPI 26-50	W-L RECORDS	RPI 51-100	RPI 101-150	RPI 150+				
3- 23	0- 0	0- 1	OVERALL	0- 3	0- 4	3- 15				
2- 12	0- 0	0- 1	HOME	0- 1	0- 2	2- 8				
1- 11	0- 0	0- 0	AWAY	0- 2	0- 2	1- 7				
0- 0	0- 0	0- 0	NEUTRAL	0- 0	0- 0	0- 0				
1- 10	0- 0	0- 0	NON-CONFERENCE	0- 1	0- 2	1- 7				
1- 4	0- 0	0- 0	HOME	0- 0	0- 1	1- 3				
0- 6	0- 0	0- 0	AWAY	0- 1	0- 1	0- 4				
0- 0	0- 0	0- 0	NEUTRAL	0- 0	0- 0	0- 0				
2- 13	0- 0	0- 1	CONFERENCE	0- 2	0- 2	2- 8				
1- 8	0- 0	0- 1	HOME	0- 1	0- 1	1- 5				
1- 5	0- 0	0- 0	AWAY	0- 1	0- 1	1- 3				
0- 0	0- 0	0- 0	NEUTRAL	0- 0	0- 0	0- 0				

RPI S	Opponent	Score	RPI S	Opponent	Score	RPI S	Opponent	Score	RPI S	Opponent	Score	Team's RPI: 330
49	H Quinnipiac	43 59	76	A Sacred Heart	33 62	109	H Fairfield	30 53				
			76	H Sacred Heart	53 57	114	A Yale	41 72				
			87	A Albany (NY)	34 50	131	A LIU Brooklyn	53 66				
						131	H LIU Brooklyn	53 60				
						164	A Saint Francis (PA)	51 60				
						165	H Monmouth	44 53				
						169	A Robert Morris	70 62				
						189	A Manhattan	37 50				
						205	H Central Conn. St.	51 67				
						213	A Mt. St. Mary's	48 70				
						213	H Mt. St. Mary's	46 49				
						220	H Fairleigh Dickinson	60 70				
						222	H Bryant	45 55				
						240	A Penn	61 70				
						257	A IUPUI	56 75				
						264	H Army	43 59				
						267	H Rider	48 68				
						306	H Lafayette	33 46				
						328	A Delaware St.	66 73				
						334	A Wagner	45 49				
						334	H Wagner	48 34				
						337	H Columbia	48 44				
LAST 12 Division I GAMES:												
76	H Sacred Heart	53 57	169	A Robert Morris	70 62							
131	H LIU Brooklyn	53 60	213	H Mt. St. Mary's	46 49							
131	A LIU Brooklyn	53 66	334	H Wagner	48 34							
205	H Central Conn. St.	51 67	165	H Monmouth	44 53							
222	H Bryant	45 55	220	H Fairleigh Dickinson	60 70							
164	A Saint Francis (PA)	51 60	76	A Sacred Heart	33 62							

Non-Div I Games:

St. Francis (NY)

■ Loss,
 ■ Non-Conf,
 ■ S Site,
 ■ H Home
 ■ A Away
 N Neutral

Average RPI Win:	107	WON-LOST	WINNING	LAST 12	STRENGTH OF	OPP. STRENGTH	TEAM	ADJ.	CONF.	ADJ CONF.
Average RPI Loss:	50	RECORD	PCT. RANK	GAMES	SCHEDULE	OF SCHEDULE	RPI	RPI	RPI	RPI
DIV. I ONLY	18- 8	73	10- 2	9	30	17	17	2	2	
DIV. I NON-CONF.	8- 5	107	0- 0	8	85	53	53	2	2	
TOTALS	RPI 1-25	RPI 26-50	W-L RECORDS	RPI 51-100	RPI 101-150	RPI 150+				
18- 8	4- 4	0- 1	OVERALL	7- 1	2- 2	5- 0				
11- 3	2- 2	0- 0	HOME	5- 0	1- 1	3- 0				
6- 3	2- 1	0- 0	AWAY	1- 1	1- 1	2- 0				
1- 2	0- 1	0- 1	NEUTRAL	1- 0	0- 0	0- 0				
8- 5	0- 2	0- 1	NON-CONFERENCE	5- 1	0- 1	3- 0				
7- 1	0- 1	0- 0	HOME	4- 0	0- 0	3- 0				
0- 2	0- 0	0- 0	AWAY	0- 1	0- 1	0- 0				
1- 2	0- 1	0- 1	NEUTRAL	1- 0	0- 0	0- 0				
10- 3	4- 2	0- 0	CONFERENCE	2- 0	2- 1	2- 0				
4- 2	2- 1	0- 0	HOME	1- 0	1- 1	0- 0				
6- 1	2- 1	0- 0	AWAY	1- 0	1- 0	2- 0				
0- 0	0- 0	0- 0	NEUTRAL	0- 0	0- 0	0- 0				

RPI 1-25				Team's RPI: 17	RPI 26-50				RPI 51-100				RPI 101+					
RPI	S	Opponent	Score		RPI	S	Opponent	Score		RPI	S	Opponent	Score		RPI	S	Opponent	Score
1	N	Baylor	59	73	41	N	Iowa	52	60	53	A	Hofstra	82	93	102	H	Providence	57 41
2	A	Connecticut	57	56						59	N	Temple	59	53	105	A	Syracuse	70 58
5	H	Notre Dame	56	71						67	H	Howard	63	48	126	H	Marquette	55 63
13	A	Rutgers	61	52						77	H	Boston U.	75	38	140	A	Harvard	56 63
13	H	Rutgers	62	57						81	H	Hartford	70	45	151	H	La Salle	66 45
14	A	DePaul	52	69						85	H	Memphis	64	60	170	A	Seton Hall	55 25
16	H	St. Bonaventure	58	64						88	A	Cincinnati	51	34	179	A	Pittsburgh	66 51
20	H	Louisville	72	64						91	H	South Fla.	67	57	282	H	Prairie View	66 50
													334	H	Wagner	54	34	
LAST 12 Division I GAMES:																		
		2	A	Connecticut	57	56				88	A	Cincinnati	51	34				
		13	A	Rutgers	61	52				13	H	Rutgers	62	57				
		91	H	South Fla.	67	57				126	H	Marquette	55	63				
		170	A	Seton Hall	55	25				105	A	Syracuse	70	58				
		179	A	Pittsburgh	66	51				20	H	Louisville	72	64				
		5	H	Notre Dame	56	71				102	H	Providence	57	41				

Non-Div I Games:

St. John's (NY)

St. Mary's (CA)

Through Games Of Sunday, February 19, 2012

Average RPI Win:	154	WON-LOST	WINNING	LAST 12	STRENGTH OF	OPP. STRENGTH	TEAM	ADJ.	CONF.	ADJ CONF.
Average RPI Loss:	91	RECORD	PCT. RANK	GAMES	SCHEDULE	OF SCHEDULE	RPI	RPI	RPI	RPI
DIV. I ONLY	18- 8	73	8- 4	70	83	57	57	8	8	
DIV. I NON-CONF.	8- 4	88	0- 0	33	54	42	42	8	8	
TOTALS	RPI 1-25	RPI 26-50	W-L RECORDS	RPI 51-100	RPI 101-150	RPI 150+				
18- 8	0- 1	2- 4	OVERALL	1- 1	5- 0	10- 2				
9- 4	0- 0	1- 3	HOME	0- 1	2- 0	6- 0				
8- 4	0- 1	1- 1	AWAY	1- 0	3- 0	3- 2				
1- 0	0- 0	0- 0	NEUTRAL	0- 0	0- 0	1- 0				
8- 4	0- 1	0- 2	NON-CONFERENCE	1- 0	4- 0	3- 1				
3- 2	0- 0	0- 2	HOME	0- 0	1- 0	2- 0				
4- 2	0- 1	0- 0	AWAY	1- 0	3- 0	0- 1				
1- 0	0- 0	0- 0	NEUTRAL	0- 0	0- 0	1- 0				
10- 4	0- 0	2- 2	CONFERENCE	0- 1	1- 0	7- 1				
6- 2	0- 0	1- 1	HOME	0- 1	1- 0	4- 0				
4- 2	0- 0	1- 1	AWAY	0- 0	0- 0	3- 1				
0- 0	0- 0	0- 0	NEUTRAL	0- 0	0- 0	0- 0				

RPI 1-25				RPI 26-50				RPI 51-100				RPI 101+			
RPI	S	Opponent	Score	RPI	S	Opponent	Score	RPI	S	Opponent	Score	RPI	S	Opponent	Score
14	A	DePaul	68 96	27	H	California	55 65	61	A	Oregon St.	81 61	118	A	Pacific	68 67
				29	A	Gonzaga	66 63	83	H	San Diego	60 77	121	A	Oregon	72 62
				29	H	Gonzaga	70 75					127	H	Pepperdine	56 43
				45	A	BYU	47 83					139	H	UC Davis	75 58
				45	H	BYU	54 48					142	A	Seattle	71 70
				49	H	Quinnipiac	67 69					160	H	Cal Poly	65 62
												166	N	Montana	67 65
												173	A	Santa Clara	57 47
												173	H	Santa Clara	72 52
												175	A	Portland	75 71
												175	H	Portland	75 58
												200	H	Virginia Tech	60 47
												225	A	UC Santa Barbara	52 61
												255	A	Loyola Marymount	82 72
												255	H	Loyola Marymount	61 56
												259	A	San Francisco	64 66
												259	H	San Francisco	64 42
LAST 12 Division I GAMES:															
255	H	Loyola Marymount	61 56	259	A	San Francisco	64 66								
173	A	Santa Clara	57 47	127	H	Pepperdine	56 43								
175	H	Portland	75 58	29	A	Gonzaga	66 63								
45	A	BYU	47 83	175	A	Portland	75 71								
29	H	Gonzaga	70 75	83	H	San Diego	60 77								
173	H	Santa Clara	72 52	259	H	San Francisco	64 42								

Non-Div I Games: William Jessup 82 43

St. Mary's (CA)

Loss, Non-Conf, S Site, H Home A Away N Neutral

Team Record				Through Games Of Sunday, February 19, 1911						
Average RPI Win:	91	WON-LOST	WINNING	LAST 12	STRENGTH OF	OPP. STRENGTH	TEAM	ADJ.	CONF.	ADJ CONF.
Average RPI Loss:	2	RECORD	PCT. RANK	GAMES	SCHEDULE	OF SCHEDULE	RPI	RPI	RPI	RPI
DIV. I ONLY	24- 1	2	12- 0	19	8	3	3	4	4	
DIV. I NON-CONF.	9- 1	16	0- 0	12	6	3	3	5	5	
TOTALS	RPI 1-25	RPI 26-50		W-L RECORDS		RPI 51-100	RPI 101-150	RPI 150+		
24- 1	1- 1	7- 0		OVERALL		6- 0	7- 0	3- 0		
13- 0	1- 0	5- 0		HOME		2- 0	3- 0	2- 0		
11- 1	0- 1	2- 0		AWAY		4- 0	4- 0	1- 0		
0- 0	0- 0	0- 0		NEUTRAL		0- 0	0- 0	0- 0		
9- 1	1- 1	2- 0		NON-CONFERENCE		2- 0	1- 0	3- 0		
6- 0	1- 0	2- 0		HOME		0- 0	1- 0	2- 0		
3- 1	0- 1	0- 0		AWAY		2- 0	0- 0	1- 0		
0- 0	0- 0	0- 0		NEUTRAL		0- 0	0- 0	0- 0		
15- 0	0- 0	5- 0		CONFERENCE		4- 0	6- 0	0- 0		
7- 0	0- 0	3- 0		HOME		2- 0	2- 0	0- 0		
8- 0	0- 0	2- 0		AWAY		2- 0	4- 0	0- 0		
0- 0	0- 0	0- 0		NEUTRAL		0- 0	0- 0	0- 0		

RPI	S	Opponent	Score	RPI	S	Opponent	Score	RPI	S	Opponent	Score	RPI	S	Opponent	Score
2	A	Connecticut	58 68	27	H	California	74 71	54	A	Arizona St.	62 49	110	H	Washington St.	75 41
4	H	Tennessee	97 80	28	H	Princeton	85 66	58	A	Fresno St.	93 59	116	A	Utah	62 43
				29	H	Gonzaga	76 61	61	A	Oregon St.	78 45	121	A	Oregon	81 46
				36	A	Southern California	61 53	61	H	Oregon St.	67 60	121	H	Oregon	93 70
				36	H	Southern California	69 52	64	A	Texas	72 59	124	A	Colorado	80 54
				48	A	UCLA	77 50	94	H	Washington	65 47	139	H	UC Davis	93 44
				48	H	UCLA	82 59					148	A	Arizona	91 51
												182	A	Xavier	80 64
												188	H	Old Dominion	97 48
												292	H	CSU Bakersfield	90 48
LAST 12 Division I GAMES:															
121	A	Oregon	81 46	27	H	California	74 71								
61	A	Oregon St.	78 45	94	H	Washington	65 47								
48	H	UCLA	82 59	110	H	Washington St.	75 41								
36	H	Southern California	69 52	124	A	Colorado	80 54								
148	A	Arizona	91 51	116	A	Utah	62 43								
54	A	Arizona St.	62 49	61	H	Oregon St.	67 60								

Non-Div I Games:

Stanford

Average RPI Win:	235	WON-LOST	WINNING	LAST 12	STRENGTH OF	OPP. STRENGTH	TEAM	ADJ.	CONF.	ADJ CONF.
Average RPI Loss:	212	RECORD	PCT. RANK	GAMES	SCHEDULE	OF SCHEDULE	RPI	RPI	RPI	RPI
DIV. I ONLY	16- 7	71	8- 4	328	263	155	155	24	24	
DIV. I NON-CONF.	8- 3	73	0- 0	320	212	141	141	26	26	
TOTALS	RPI 1-25	RPI 26-50	W-L RECORDS	RPI 51-100	RPI 101-150	RPI 150+				
16- 7	0- 0	0- 1	OVERALL	1- 0	1- 0	14- 6				
7- 2	0- 0	0- 0	HOME	1- 0	1- 0	5- 2				
8- 5	0- 0	0- 1	AWAY	0- 0	0- 0	8- 4				
1- 0	0- 0	0- 0	NEUTRAL	0- 0	0- 0	1- 0				
8- 3	0- 0	0- 1	NON-CONFERENCE	0- 0	0- 0	8- 2				
2- 1	0- 0	0- 0	HOME	0- 0	0- 0	2- 1				
5- 2	0- 0	0- 1	AWAY	0- 0	0- 0	5- 1				
1- 0	0- 0	0- 0	NEUTRAL	0- 0	0- 0	1- 0				
8- 4	0- 0	0- 0	CONFERENCE	1- 0	1- 0	6- 4				
5- 1	0- 0	0- 0	HOME	1- 0	1- 0	3- 1				
3- 3	0- 0	0- 0	AWAY	0- 0	0- 0	3- 3				
0- 0	0- 0	0- 0	NEUTRAL	0- 0	0- 0	0- 0				

RPI 1-25			RPI 26-50			RPI 51-100			RPI 101+ Team's RPI: 155		
RPI	S	Opponent	Score	RPI	S	Opponent	Score	RPI	S	Opponent	Score
				31	A	Arkansas	46 61	70	H	Central Ark.	54 45
								107	H	McNeese St.	66 58
								168	A	Sam Houston St.	69 67
								184	A	Tulsa	53 72
								193	H	Rice	68 64
								208	H	Grambling	71 53
								212	A	SMU	66 60
								214	A	Nicholls St.	63 64
								217	A	Southern Miss.	66 65
								224	A	La.-Monroe	68 58
								226	A	Texas St.	87 95
								226	H	Texas St.	81 59
								227	H	Arkansas St.	64 69
								262	A	Tex.-Pan American	69 58
								286	N	Ga. Southern	49 40
								300	A	UTSA	46 50
								300	H	UTSA	73 64
								304	A	Texas-Arlington	59 54
								304	H	Texas-Arlington	61 69
								313	A	Southeastern La.	69 61
								323	H	A&M-Corpus Christi	69 57
								342	A	Houston Baptist	53 39
LAST 12 Division I GAMES:											
226	H	Texas St.	81 59	323	H	A&M-Corpus Christi	69 57				
304	A	Texas-Arlington	59 54	168	A	Sam Houston St.	69 67				
300	H	UTSA	73 64	304	H	Texas-Arlington	61 69				
214	A	Nicholls St.	63 64	300	A	UTSA	46 50				
107	H	McNeese St.	66 58	70	H	Central Ark.	54 45				
226	A	Texas St.	87 95	313	A	Southeastern La.	69 61				

Non-Div I Games: Wiley 59 57 St. Edward's 78 50

Stephen F. Austin

Loss, Non-Conf, S Site, H Home A Away N Neutral

Average RPI Win: 258	WON-LOST	WINNING	LAST 12	STRENGTH OF	OPP. STRENGTH	TEAM	ADJ.	CONF.	ADJ CONF.
Average RPI Loss: 149	RECORD	PCT. RANK	GAMES	SCHEDULE	OF SCHEDULE	RPI	RPI	RPI	RPI
DIV. I ONLY	20- 7	42	8- 4	280	314	113	113	30	30
DIV. I NON-CONF.	8- 3	73	0- 0	181	211	68	68	30	30
TOTALS	RPI 1-25	RPI 26-50	W-L RECORDS	RPI 51-100	RPI 101-150	RPI 150+			
20- 7	0- 0	0- 1	OVERALL	1- 3	1- 0	18- 3			
11- 1	0- 0	0- 0	HOME	1- 1	0- 0	10- 0			
7- 6	0- 0	0- 1	AWAY	0- 2	0- 0	7- 3			
2- 0	0- 0	0- 0	NEUTRAL	0- 0	1- 0	1- 0			
8- 3	0- 0	0- 1	NON-CONFERENCE	1- 1	1- 0	6- 1			
3- 0	0- 0	0- 0	HOME	1- 0	0- 0	2- 0			
3- 3	0- 0	0- 1	AWAY	0- 1	0- 0	3- 1			
2- 0	0- 0	0- 0	NEUTRAL	0- 0	1- 0	1- 0			
12- 4	0- 0	0- 0	CONFERENCE	0- 2	0- 0	12- 2			
8- 1	0- 0	0- 0	HOME	0- 1	0- 0	8- 0			
4- 3	0- 0	0- 0	AWAY	0- 1	0- 0	4- 2			
0- 0	0- 0	0- 0	NEUTRAL	0- 0	0- 0	0- 0			

RPI S	Opponent	Score	RPI S	Opponent	Score	RPI S	Opponent	Score	RPI S	Opponent	Score	Team's RPI: 113
34	A Florida	57 71	66	A Fla. Gulf Coast	56 79	149	N Bradley	73 63				
			66	H Fla. Gulf Coast	55 59	158	H Fla. Atlantic	52 37				
			91	A South Fla.	62 77	196	H Campbell	70 55				
			98	H Miami (OH)	71 62	210	A Winthrop	74 72				
						237	N Niagara	67 52				
						251	A Kennesaw St.	65 55				
						251	H Kennesaw St.	73 68				
						253	A Belmont	58 65				
						253	H Belmont	68 46				
						258	A Ball St.	73 78				
						274	A North Florida	56 59				
						274	H North Florida	63 55				
						277	A Jacksonville	73 63				
						277	H Jacksonville	93 86				
						286	A Ga. Southern	61 51				
						289	H East Tenn. St.	68 60				
						309	H S.C. Upstate	69 54				
						318	A Bethune-Cookman	82 64				
						324	A Mercer	89 84				
						324	H Mercer	68 46				
						335	A Lipscomb	74 63				
						335	H Lipscomb	74 59				
LAST 12 Division I GAMES:												
66	A Fla. Gulf Coast	56 79	251	H Kennesaw St.	73 68							
335	H Lipscomb	74 59	66	H Fla. Gulf Coast	55 59							
253	H Belmont	68 46	253	A Belmont	58 65							
274	A North Florida	56 59	335	A Lipscomb	74 63							
277	A Jacksonville	73 63	274	H North Florida	63 55							
324	H Mercer	68 46	277	H Jacksonville	93 86							

Non-Div I Games: Palm Beach Atl. 63 52

Stetson

Average RPI Win: 241	WON-LOST	WINNING	LAST 12	STRENGTH OF	OPP. STRENGTH	TEAM	ADJ.	CONF.	ADJ CONF.
Average RPI Loss: 164	RECORD	PCT. RANK	GAMES	SCHEDULE	OF SCHEDULE	RPI	RPI	RPI	RPI
DIV. I ONLY	4- 23	326	0- 12	143	269	315	315	15	15
DIV. I NON-CONF.	3- 10	282	0- 0	143	294	295	295	14	14
TOTALS	RPI 1-25	RPI 26-50	W-L RECORDS	RPI 51-100	RPI 101-150	RPI 150+			
4- 23	0- 1	0- 0	OVERALL	0- 6	0- 2	4- 14			
3- 10	0- 0	0- 0	HOME	0- 2	0- 1	3- 7			
1- 13	0- 1	0- 0	AWAY	0- 4	0- 1	1- 7			
0- 0	0- 0	0- 0	NEUTRAL	0- 0	0- 0	0- 0			
3- 10	0- 1	0- 0	NON-CONFERENCE	0- 1	0- 2	3- 6			
3- 3	0- 0	0- 0	HOME	0- 0	0- 1	3- 2			
0- 7	0- 1	0- 0	AWAY	0- 1	0- 1	0- 4			
0- 0	0- 0	0- 0	NEUTRAL	0- 0	0- 0	0- 0			
1- 13	0- 0	0- 0	CONFERENCE	0- 5	0- 0	1- 8			
0- 7	0- 0	0- 0	HOME	0- 2	0- 0	0- 5			
1- 6	0- 0	0- 0	AWAY	0- 3	0- 0	1- 3			
0- 0	0- 0	0- 0	NEUTRAL	0- 0	0- 0	0- 0			

RPI 1-25				RPI 26-50				RPI 51-100				RPI 101+ Team's RPI: 315			
RPI	S	Opponent	Score	RPI	S	Opponent	Score	RPI	S	Opponent	Score	RPI	S	Opponent	Score
19	A	Ohio St.	37 84					76	A	Sacred Heart	33 55	109	A	Fairfield	34 42
								77	A	Boston U.	31 56	131	H	LIU Brooklyn	59 66
								77	H	Boston U.	34 69	153	A	UMBC	47 73
								81	A	Hartford	44 63	153	H	UMBC	51 63
								87	A	Albany (NY)	47 57	169	H	Robert Morris	42 40
								87	H	Albany (NY)	32 57	170	A	Seton Hall	30 65
												187	A	New Hampshire	53 63
												187	H	New Hampshire	46 63
												191	H	George Mason	50 54
												216	H	Fordham	37 41
												220	A	Fairleigh Dickinson	48 51
												229	A	Binghamton	46 55
												229	H	Binghamton	32 44
												235	A	Iona	48 52
												244	H	Youngstown St.	54 47
												267	A	Rider	41 53
												271	A	Vermont	54 47
												271	H	Vermont	36 63
												279	H	Morgan St.	65 48
												317	H	Maine	44 57
LAST 12 Division I GAMES:															
187	H	New Hampshire	46 63	81	A	Hartford	44 63								
77	A	Boston U.	31 56	317	H	Maine	44 57								
153	H	UMBC	51 63	187	A	New Hampshire	53 63								
87	A	Albany (NY)	47 57	77	H	Boston U.	34 69								
229	A	Binghamton	46 55	153	A	UMBC	47 73								
271	H	Vermont	36 63	87	H	Albany (NY)	32 57								

Non-Div I Games:

Stony Brook

Average RPI Win:	201	WON-LOST	WINNING	LAST 12	STRENGTH OF	OPP. STRENGTH	TEAM	ADJ.	CONF.	ADJ CONF.
Average RPI Loss:	38	RECORD	PCT. RANK	GAMES	SCHEDULE	OF SCHEDULE	RPI	RPI	RPI	RPI
DIV. I ONLY	16- 11	115	5- 7	94	60	105	105	2	2	
DIV. I NON-CONF.	11- 3	45	0- 0	255	184	102	102	2	2	
TOTALS	RPI 1-25	RPI 26-50	W-L RECORDS	RPI 51-100	RPI 101-150	RPI 150+				
16- 11	0- 7	0- 2	OVERALL	1- 1	3- 1	12- 0				
9- 5	0- 3	0- 1	HOME	1- 1	2- 0	6- 0				
5- 3	0- 3	0- 0	AWAY	0- 0	1- 0	4- 0				
2- 3	0- 1	0- 1	NEUTRAL	0- 0	0- 1	2- 0				
11- 3	0- 1	0- 1	NON-CONFERENCE	0- 0	1- 1	10- 0				
7- 0	0- 0	0- 0	HOME	0- 0	1- 0	6- 0				
2- 0	0- 0	0- 0	AWAY	0- 0	0- 0	2- 0				
2- 3	0- 1	0- 1	NEUTRAL	0- 0	0- 1	2- 0				
5- 8	0- 6	0- 1	CONFERENCE	1- 1	2- 0	2- 0				
2- 5	0- 3	0- 1	HOME	1- 1	1- 0	0- 0				
3- 3	0- 3	0- 0	AWAY	0- 0	1- 0	2- 0				
0- 0	0- 0	0- 0	NEUTRAL	0- 0	0- 0	0- 0				

RPI 1-25				RPI 26-50				RPI 51-100				RPI 101+ Team's RPI: 105			
RPI	S	Opponent	Score	RPI	S	Opponent	Score	RPI	S	Opponent	Score	RPI	S	Opponent	Score
2	H	Connecticut	54 95	40	H	West Virginia	72 76	88	H	Cincinnati	54 55	102	A	Providence	80 54
5	H	Notre Dame	55 74	45	N	BYU	59 83	91	H	South Fla.	76 61	126	H	Marquette	79 63
13	A	Rutgers	44 55									143	H	Coppin St.	56 50
17	H	St. John's (NY)	58 70									148	N	Arizona	74 80
18	N	Oklahoma	63 82									164	H	Saint Francis (PA)	88 45
20	A	Louisville	62 89									170	A	Seton Hall	70 66
21	A	Georgetown	42 69									179	A	Pittsburgh	83 60
												182	N	Xavier	70 67
												209	H	Buffalo	79 59
												229	A	Binghamton	90 57
												237	H	Niagara	81 30
												250	H	Long Beach St.	81 42
												252	A	Boise St.	70 47
												260	N	Ohio	81 70
												306	H	Lafayette	74 54
												308	H	Colgate	83 32
LAST 12 Division I GAMES:															
126	H	Marquette	79 63	2	H	Connecticut	54 95								
20	A	Louisville	62 89	170	A	Seton Hall	70 66								
5	H	Notre Dame	55 74	21	A	Georgetown	42 69								
91	H	South Fla.	76 61	17	H	St. John's (NY)	58 70								
102	A	Providence	80 54	179	A	Pittsburgh	83 60								
88	H	Cincinnati	54 55	13	A	Rutgers	44 55								

Non-Div I Games:

Syracuse

■ Loss,
 ■ Non-Conf,
 ■ S Site,
 ■ H Home
 ■ A Away
 N Neutral

TCU

Average RPI Win: 237

WON-LOST

WINNING

LAST 12

STRENGTH OF

OPP. STRENGTH

TEAM

ADJ.

CONF.

ADJ CONF.

Average RPI Loss: 122

RECORD

PCT. RANK

GAMES

SCHEDULE

OF SCHEDULE

RPI

RPI

RPI

RPI

DIV. I ONLY

13- 13

167

6- 6

162

156

178

178

23

23

DIV. I NON-CONF.

7- 8

179

0- 1

222

83

220

220

23

23

TOTALS

RPI 1-25

RPI 26-50

W-L RECORDS

RPI 51-100

RPI 101-150

RPI 150+

13- 13

0- 3

0- 0

OVERALL

0- 2

1- 4

12- 4

9- 5

0- 1

0- 0

HOME

0- 1

1- 2

8- 1

3- 7

0- 2

0- 0

AWAY

0- 0

0- 2

3- 3

1- 1

0- 0

NEUTRAL

0- 1

0- 0

1- 0

7- 8

0- 3

0- 0

NON-CONFERENCE

0- 2

0- 1

7- 2

5- 4

0- 1

0- 0

HOME

0- 1

0- 1

5- 1

1- 3

0- 2

0- 0

AWAY

0- 0

0- 0

1- 1

1- 1

0- 0

NEUTRAL

0- 1

0- 0

1- 0

6- 5

0- 0

0- 0

CONFERENCE

0- 0

1- 3

5- 2

4- 1

0- 0

0- 0

HOME

0- 0

1- 1

3- 0

2- 4

0- 0

0- 0

AWAY

0- 0

0- 2

2- 2

0- 0

0- 0

NEUTRAL

0- 0

0- 0

0- 0

RPI 1-25

RPI 26-50

RPI 51-100

RPI 101+

Team's RPI: 178

RPI S Opponent Score

RPI S Opponent Score

RPI S Opponent Score

RPI S Opponent Score

6 H Texas A&M 53 68

18 A Oklahoma 54 82

22 A Georgia 60 83

81 N Hartford 60 64

95 H North Carolina St. 79 85

103 A San Diego St. 46 61

103 H San Diego St. 58 39

120 A UNLV 54 55

120 H UNLV 57 72

140 H Harvard 44 56

159 H Lamar 73 59

168 H Sam Houston St. 60 49

176 A Colorado St. 59 61

176 H Colorado St. 79 71

184 H Tulsa 60 43

212 A SMU 38 47

216 N Fordham 48 47

232 A Wyoming 54 64

252 A Boise St. 74 68

252 H Boise St. 73 69

262 H Tex.-Pan American 54 56

293 H New Mexico 63 56

300 H UTSA 65 30

314 A Air Force 66 44

319 A Houston 80 35

339 H Texas Southern 66 38

LAST 12 Division I GAMES:

252 H Boise St. 73 69

314 A Air Force 66 44

120 A UNLV 54 55

252 A Boise St. 74 68

176 A Colorado St. 59 61

120 H UNLV 57 72

103 H San Diego St. 58 39

176 H Colorado St. 79 71

232 A Wyoming 54 64

103 A San Diego St. 46 61

293 H New Mexico 63 56

140 H Harvard 44 56

Non-Div I Games:

TCU

Loss, Non-Conf, S Site, H Home A Away N Neutral

Page 278

Non-Div I Games:

TCU

Average RPI Win:	173	WON-LOST	WINNING	LAST 12	STRENGTH OF	OPP. STRENGTH	TEAM	ADJ.	CONF.	ADJ CONF.
Average RPI Loss:	37	RECORD	PCT. RANK	GAMES	SCHEDULE	OF SCHEDULE	RPI	RPI	RPI	RPI
DIV. I ONLY	18- 8	73	11- 1	88	59	59	59	9	9	
DIV. I NON-CONF.	7- 7	161	1- 0	75	3	115	115	9	9	
TOTALS	RPI 1-25	RPI 26-50	W-L RECORDS	RPI 51-100	RPI 101-150	RPI 150+				
18- 8	0- 6	3- 1	OVERALL	3- 0	2- 0	10- 1				
10- 3	0- 2	1- 1	HOME	2- 0	2- 0	5- 0				
8- 3	0- 2	2- 0	AWAY	1- 0	0- 0	5- 1				
0- 2	0- 2	0- 0	NEUTRAL	0- 0	0- 0	0- 0				
7- 7	0- 5	1- 1	NON-CONFERENCE	1- 0	1- 0	4- 1				
5- 2	0- 1	1- 1	HOME	1- 0	1- 0	2- 0				
2- 3	0- 2	0- 0	AWAY	0- 0	0- 0	2- 1				
0- 2	0- 2	0- 0	NEUTRAL	0- 0	0- 0	0- 0				
11- 1	0- 1	2- 0	CONFERENCE	2- 0	1- 0	6- 0				
5- 1	0- 1	0- 0	HOME	1- 0	1- 0	3- 0				
6- 0	0- 0	2- 0	AWAY	1- 0	0- 0	3- 0				
0- 0	0- 0	0- 0	NEUTRAL	0- 0	0- 0	0- 0				

RPI 1-25				RPI 26-50				RPI 51-100				RPI 101+			
RPI	S	Opponent	Score	RPI	S	Opponent	Score	RPI	S	Opponent	Score	RPI	S	Opponent	Score
6	N	Texas A&M	59 71	32	H	Villanova	47 56	62	A	Saint Joseph's	80 70	115	H	Auburn	73 57
10	H	Duke	54 65	43	A	Dayton	61 57	71	H	Duquesne	67 64	119	H	Charlotte	65 55
13	A	Rutgers	50 71	47	A	Richmond	56 55	98	H	Miami (OH)	70 36	181	A	Northern Ill.	52 58
16	H	St. Bonaventure	65 74	48	H	UCLA	59 53					182	A	Xavier	64 38
17	N	St. John's (NY)	53 59									216	H	Fordham	69 51
19	A	Ohio St.	66 70									223	H	George Washington	75 54
												231	A	Northeastern	72 58
												238	H	Massachusetts	77 50
												240	H	Penn	72 47
												256	A	Saint Louis	66 50
												296	H	Kent St.	68 33
												305	A	Western Mich.	64 52
												316	A	Rhode Island	84 41
LAST 12 Division I GAMES:															
316	A	Rhode Island	84 41	119	H	Charlotte	65 55								
223	H	George Washington	75 54	182	A	Xavier	64 38								
238	H	Massachusetts	77 50	240	H	Penn	72 47								
256	A	Saint Louis	66 50	71	H	Duquesne	67 64								
216	H	Fordham	69 51	43	A	Dayton	61 57								
62	A	Saint Joseph's	80 70	16	H	St. Bonaventure	65 74								

Non-Div I Games:

Temple

Tennessee

Through Games Of Sunday, February 19, 2012

THROUGH GAMES OF SUNDAY, FEBRUARY 19, 1911									
Average RPI Win: 70	WON-LOST	WINNING	LAST 12	STRENGTH OF	OPP. STRENGTH	TEAM	ADJ.	CONF.	ADJ CONF.
Average RPI Loss: 18	RECORD	PCT. RANK	GAMES	SCHEDULE	OF SCHEDULE	RPI	RPI	RPI	RPI
DIV. I ONLY	20- 7	42	8- 4	1	3	4	4	3	3
DIV. I NON-CONF.	9- 4	87	0- 1	1	1	4	4	3	3

TOTALS	RPI 1-25	RPI 26-50	W-L RECORDS	RPI 51-100	RPI 101-150	RPI 150+			
20- 7	7- 5	4- 1	OVERALL	2- 1	4- 0	3- 0			
11- 2	4- 1	2- 1	HOME	2- 0	2- 0	1- 0			
8- 5	2- 4	2- 0	AWAY	0- 1	2- 0	2- 0			
1- 0	1- 0	0- 0	NEUTRAL	0- 0	0- 0	0- 0			
9- 4	3- 3	2- 0	NON-CONFERENCE	2- 1	1- 0	1- 0			
6- 1	1- 1	1- 0	HOME	2- 0	1- 0	1- 0			
2- 3	1- 2	1- 0	AWAY	0- 1	0- 0	0- 0			
1- 0	1- 0	0- 0	NEUTRAL	0- 0	0- 0	0- 0			
11- 3	4- 2	2- 1	CONFERENCE	0- 0	3- 0	2- 0			
5- 1	3- 0	1- 1	HOME	0- 0	1- 0	0- 0			
6- 2	1- 2	1- 0	AWAY	0- 0	2- 0	2- 0			
0- 0	0- 0	0- 0	NEUTRAL	0- 0	0- 0	0- 0			

RPI	S	Opponent	Score	RPI	S	Opponent	Score	RPI	S	Opponent	Score	RPI	S	Opponent	Score
1	H	Baylor	67 76	26	H	LSU	65 56	51	A	Virginia	64 69	115	A	Auburn	73 52
3	A	Stanford	80 97	31	A	Arkansas	69 38	64	H	Texas	73 57	115	H	Auburn	82 61
5	A	Notre Dame	44 72	33	H	South Carolina	60 64	72	H	Chattanooga	90 47	122	A	Mississippi St.	57 41
9	H	Miami (FL)	92 76	38	H	Middle Tenn.	82 43					127	H	Pepperdine	89 57
12	A	Kentucky	60 61	48	A	UCLA	85 64					167	A	Alabama	86 56
12	H	Kentucky	91 54									177	A	Ole Miss	66 56
13	A	Rutgers	67 61									188	H	Old Dominion	90 37
14	N	DePaul	84 61												
22	A	Georgia	67 50												
22	H	Georgia	80 51												
23	A	Vanderbilt	79 93												
23	H	Vanderbilt	87 64												
LAST 12 Division I GAMES:															
177	A	Ole Miss	66 56	22	A	Georgia	67 50								
122	A	Mississippi St.	57 41	167	A	Alabama	86 56								
12	H	Kentucky	91 54	5	A	Notre Dame	44 72								
23	A	Vanderbilt	79 93	26	H	LSU	65 56								
115	H	Auburn	82 61	23	H	Vanderbilt	87 64								
33	H	South Carolina	60 64	12	A	Kentucky	60 61								

Non-Div I Games:

Tennessee

■ Loss,
 ■ Non-Conf, S Site,
 ■ Home
 ■ Away
 N Neutral

Tennessee St.

Through Games Of Sunday, February 19, 2012

Average RPI Win:	291	WON-LOST	WINNING	LAST 12	STRENGTH OF	OPP. STRENGTH	TEAM	ADJ.	CONF.	ADJ CONF.
Average RPI Loss:	186	RECORD	PCT. RANK	GAMES	SCHEDULE	OF SCHEDULE	RPI	RPI	RPI	RPI
DIV. I ONLY	8- 18	268	4- 8	218	342	287	287	31	31	
DIV. I NON-CONF.	3- 8	269	0- 0	61	340	237	237	32	32	
TOTALS	RPI 1-25	RPI 26-50	W-L RECORDS	RPI 51-100	RPI 101-150	RPI 150+				
8- 18	0- 1	0- 1	OVERALL	0- 2	0- 4	8- 10				
5- 6	0- 0	0- 0	HOME	0- 0	0- 2	5- 4				
2- 11	0- 1	0- 1	AWAY	0- 1	0- 2	2- 6				
1- 1	0- 0	0- 0	NEUTRAL	0- 1	0- 0	1- 0				
3- 8	0- 1	0- 1	NON-CONFERENCE	0- 2	0- 1	3- 3				
2- 2	0- 0	0- 0	HOME	0- 0	0- 1	2- 1				
0- 5	0- 1	0- 1	AWAY	0- 1	0- 0	0- 2				
1- 1	0- 0	0- 0	NEUTRAL	0- 1	0- 0	1- 0				
5- 10	0- 0	0- 0	CONFERENCE	0- 0	0- 3	5- 7				
3- 4	0- 0	0- 0	HOME	0- 0	0- 1	3- 3				
2- 6	0- 0	0- 0	AWAY	0- 0	0- 2	2- 4				
0- 0	0- 0	0- 0	NEUTRAL	0- 0	0- 0	0- 0				

RPI 1-25				RPI 26-50				RPI 51-100				RPI 101+				Team's RPI: 287
RPI	S	Opponent	Score	RPI	S	Opponent	Score	RPI	S	Opponent	Score	RPI	S	Opponent	Score	
19	A	Ohio St.	51 78	38	A	Middle Tenn.	53 94	58	N	Fresno St.	66 83	111	A	Eastern Ill.	73 88	
								85	A	Memphis	64 88	112	A	UT Martin	90 105	
												112	H	UT Martin	105 114	
												146	H	Florida A&M	75 90	
												172	H	South Ala.	74 69	
												174	H	SIU Edwardsville	50 60	
												243	A	Tennessee Tech	71 80	
												243	H	Tennessee Tech	66 78	
												254	H	Southern Ill.	68 89	
												266	A	Eastern Ky.	59 79	
												266	H	Eastern Ky.	66 73	
												268	A	Cleveland St.	56 74	
												278	A	Austin Peay	82 77	
												278	H	Austin Peay	95 81	
												280	N	Cal St. Fullerton	61 48	
												302	H	Morehead St.	86 80	
												311	A	Murray St.	56 66	
												312	A	Jackson St.	43 67	
												321	A	Southeast Mo. St.	39 50	
												335	H	Lipscomb	80 54	
												340	A	Jacksonville St.	67 57	
												340	H	Jacksonville St.	61 59	
LAST 12 Division I GAMES:																
340	H	Jacksonville St.	61 59	278	A	Austin Peay	82 77									
243	H	Tennessee Tech	66 78	111	A	Eastern Ill.	73 88									
311	A	Murray St.	56 66	302	H	Morehead St.	86 80									
321	A	Southeast Mo. St.	39 50	174	H	SIU Edwardsville	50 60									
266	H	Eastern Ky.	66 73	243	A	Tennessee Tech	71 80									
112	A	UT Martin	90 105	340	A	Jacksonville St.	67 57									

Non-Div I Games: Cumberland (TN) 78 48

Tennessee St.

■ Loss,
 ■ Non-Conf,
 ■ S Site,
 ■ Home
 ■ A Away
 N Neutral

Tennessee Tech

Through Games Of Sunday, February 19, 2012

Average RPI Win:	286	WON-LOST	WINNING	LAST 12	STRENGTH OF	OPP. STRENGTH	TEAM	ADJ.	CONF.	ADJ CONF.
Average RPI Loss:	172	RECORD	PCT. RANK	GAMES	SCHEDULE	OF SCHEDULE	RPI	RPI	RPI	RPI
DIV. I ONLY	13- 15	188	8- 4	301	316	243	243	31	31	
DIV. I NON-CONF.	3- 10	282	0- 1	254	205	291	291	32	32	
TOTALS	RPI 1-25	RPI 26-50	W-L RECORDS	RPI 51-100	RPI 101-150	RPI 150+				
13- 15	0- 0	0- 2	OVERALL	0- 0	0- 4	13- 9				
6- 6	0- 0	0- 0	HOME	0- 0	0- 2	6- 4				
7- 9	0- 0	0- 2	AWAY	0- 0	0- 2	7- 5				
0- 0	0- 0	0- 0	NEUTRAL	0- 0	0- 0	0- 0				
3- 10	0- 0	0- 2	NON-CONFERENCE	0- 0	0- 2	3- 6				
1- 4	0- 0	0- 0	HOME	0- 0	0- 1	1- 3				
2- 6	0- 0	0- 2	AWAY	0- 0	0- 1	2- 3				
0- 0	0- 0	0- 0	NEUTRAL	0- 0	0- 0	0- 0				
10- 5	0- 0	0- 0	CONFERENCE	0- 0	0- 2	10- 3				
5- 2	0- 0	0- 0	HOME	0- 0	0- 1	5- 1				
5- 3	0- 0	0- 0	AWAY	0- 0	0- 1	5- 2				
0- 0	0- 0	0- 0	NEUTRAL	0- 0	0- 0	0- 0				

RPI 1-25			RPI 26-50			RPI 51-100			RPI 101+			Team's RPI: 243
RPI	S	Opponent	Score	RPI	S	Opponent	Score	RPI	S	Opponent	Score	
				38	A	Middle Tenn.	55 74					
				48	A	UCLA	52 74					
LAST 12 Division I GAMES:												
				266	H	Eastern Ky.	66 51					
				111	H	Eastern Ill.	51 52					
				287	A	Tennessee St.	78 66					
				278	A	Austin Peay	68 65					
				340	A	Jacksonville St.	62 50					
				174	H	SIU Edwardsville	62 64					
				302	A	Morehead St.	57 53					
				302	H	Morehead St.	68 50					
				311	A	Murray St.	72 76					
				321	H	Southeast Mo. St.	60 57					
				335	H	Lipscomb	61 66					
				340	A	Jacksonville St.	62 50					
				340	H	Jacksonville St.	65 59					

Non-Div I Games: Tenn. Wesleyan 66 52

Tennessee Tech

■ Loss,
 ■ Non-Conf,
 ■ S Site,
 ■ Home
 ■ A Away
 N Neutral

Average RPI Win:	305	WON-LOST	WINNING	LAST 12	STRENGTH OF	OPP. STRENGTH	TEAM	ADJ.	CONF.	ADJ CONF.
Average RPI Loss:	169	RECORD	PCT. RANK	GAMES	SCHEDULE	OF SCHEDULE	RPI	RPI	RPI	RPI
DIV. I ONLY	7- 15	266	5- 6	204	338	262	262	33	33	
DIV. I NON-CONF.	4- 11	274	2- 2	70	282	210	210	33	33	
TOTALS	RPI 1-25	RPI 26-50	W-L RECORDS	RPI 51-100	RPI 101-150	RPI 150+				
7- 15	0- 1	0- 1	OVERALL	0- 2	0- 3	7- 8				
3- 3	0- 0	0- 0	HOME	0- 0	0- 0	3- 3				
4- 9	0- 1	0- 1	AWAY	0- 2	0- 0	4- 5				
0- 3	0- 0	0- 0	NEUTRAL	0- 0	0- 3	0- 0				
4- 11	0- 1	0- 1	NON-CONFERENCE	0- 2	0- 3	4- 4				
2- 2	0- 0	0- 0	HOME	0- 0	0- 0	2- 2				
2- 6	0- 1	0- 1	AWAY	0- 2	0- 0	2- 2				
0- 3	0- 0	0- 0	NEUTRAL	0- 0	0- 3	0- 0				
3- 4	0- 0	0- 0	CONFERENCE	0- 0	0- 0	3- 4				
1- 1	0- 0	0- 0	HOME	0- 0	0- 0	1- 1				
2- 3	0- 0	0- 0	AWAY	0- 0	0- 0	2- 3				
0- 0	0- 0	0- 0	NEUTRAL	0- 0	0- 0	0- 0				

RPI 1-25			RPI 26-50			RPI 51-100			RPI 101+ Team's RPI: 262		
RPI	S	Opponent	Score	RPI	S	Opponent	Score	RPI	S	Opponent	Score
9	A	Miami (FL)	37 83	42	A	Nebraska	27 65	56	A	UTEP	51 62
								60	A	Oklahoma St.	35 74
								107	N	McNeese St.	46 67
								114	N	Yale	57 59
								124	N	Colorado	49 67
								155	H	Stephen F. Austin	58 69
								168	A	Sam Houston St.	56 64
								178	A	TCU	56 54
								226	H	Texas St.	61 66
								236	A	North Dakota	60 93
								297	A	Utah Valley	51 66
								300	A	UTSA	54 68
								304	H	Texas-Arlington	72 65
								320	A	NJIT	52 61
								320	H	NJIT	40 41
								323	A	A&M-Corpus Christi	58 56
								323	H	A&M-Corpus Christi	69 52
								332	A	Chicago St.	59 52
								332	H	Chicago St.	43 39
								342	A	Houston Baptist	55 41
LAST 12 Division I GAMES:											
332	A	Chicago St.	59 52	332	H	Chicago St.	43 39				
320	A	NJIT	52 61	178	A	TCU	56 54				
236	A	North Dakota	60 93	304	H	Texas-Arlington	72 65				
297	A	Utah Valley	51 66	300	A	UTSA	54 68				
342	A	Houston Baptist	55 41	124	N	Colorado	49 67				
320	H	NJIT	40 41	60	A	Oklahoma St.	35 74				

Non-Div I Games: Paul Quinn 72 43 Huston-Tillotson 94 51 Our Lady Of The Lak73 66

Tex.-Pan American

Loss, Non-Conf, S Site, H Home A Away N Neutral

Average RPI Win:	152	WON-LOST	WINNING	LAST 12	STRENGTH OF	OPP. STRENGTH	TEAM	ADJ.	CONF.	ADJ CONF.
Average RPI Loss:	26	RECORD	PCT. RANK	GAMES	SCHEDULE	OF SCHEDULE	RPI	RPI	RPI	RPI
DIV. I ONLY	15- 11	123	5- 7	31	10	64	64	1	1	
DIV. I NON-CONF.	10- 2	33	0- 0	134	82	57	57	1	1	
TOTALS	RPI 1-25	RPI 26-50	W-L RECORDS	RPI 51-100	RPI 101-150	RPI 150+				
15- 11	1- 6	3- 4	OVERALL	3- 1	1- 0	7- 0				
11- 4	0- 3	2- 1	HOME	2- 0	1- 0	6- 0				
2- 7	1- 3	0- 3	AWAY	0- 1	0- 0	1- 0				
2- 0	0- 0	1- 0	NEUTRAL	1- 0	0- 0	0- 0				
10- 2	0- 2	1- 0	NON-CONFERENCE	2- 0	0- 0	7- 0				
7- 1	0- 1	0- 0	HOME	1- 0	0- 0	6- 0				
1- 1	0- 1	0- 0	AWAY	0- 0	0- 0	1- 0				
2- 0	0- 0	1- 0	NEUTRAL	1- 0	0- 0	0- 0				
5- 9	1- 4	2- 4	CONFERENCE	1- 1	1- 0	0- 0				
4- 3	0- 2	2- 1	HOME	1- 0	1- 0	0- 0				
1- 6	1- 2	0- 3	AWAY	0- 1	0- 0	0- 0				
0- 0	0- 0	0- 0	NEUTRAL	0- 0	0- 0	0- 0				

RPI 1-25				RPI 26-50				RPI 51-100 Team's RPI: 64				RPI 101+			
RPI	S	Opponent	Score	RPI	S	Opponent	Score	RPI	S	Opponent	Score	RPI	S	Opponent	Score
1	H	Baylor	59 77	27	N	California	61 60	51	N	Virginia	79 53	106	H	Missouri	75 58
3	H	Stanford	59 72	39	A	Iowa St.	56 71	60	A	Oklahoma St.	51 70	185	H	North Texas	71 62
4	A	Tennessee	57 73	39	H	Iowa St.	62 60	60	H	Oklahoma St.	69 53	208	H	Grambling	91 38
6	A	Texas A&M	76 71	46	A	Kansas	61 85	68	H	Michigan St.	61 53	247	A	Hawaii	71 50
11	A	Kansas St.	45 65	46	H	Kansas	67 72					265	H	Alcorn St.	74 42
11	H	Kansas St.	55 64	50	A	Texas Tech	71 75					313	H	Southeastern La.	73 65
18	A	Oklahoma	67 73	50	H	Texas Tech	63 54					328	H	Delaware St.	89 35
												331	H	Ark.-Pine Bluff	79 40
LAST 12 Division I GAMES:															
				11	A	Kansas St.	45 65	50	A	Texas Tech	71 75				
				50	H	Texas Tech	63 54	106	H	Missouri	75 58				
				60	H	Oklahoma St.	69 53	18	A	Oklahoma	67 73				
				46	A	Kansas	61 85	39	H	Iowa St.	62 60				
				39	A	Iowa St.	56 71	1	H	Baylor	59 77				
				11	H	Kansas St.	55 64	6	A	Texas A&M	76 71				

Non-Div I Games:

Texas

■ Loss,
 ■ Non-Conf, S Site,
 ■ Home
 ■ Away
 N Neutral

Average RPI Win:	73	WON-LOST	WINNING	LAST 12	STRENGTH OF	OPP. STRENGTH	TEAM	ADJ.	CONF.	ADJ CONF.
Average RPI Loss:	28	RECORD	PCT. RANK	GAMES	SCHEDULE	OF SCHEDULE	RPI	RPI	RPI	RPI
DIV. I ONLY	19- 6	37	9- 3	4	2	6	6	1	1	
DIV. I NON-CONF.	9- 2	37	0- 0	7	9	5	5	1	1	
TOTALS	RPI 1-25	RPI 26-50	W-L RECORDS	RPI 51-100	RPI 101-150	RPI 150+				
19- 6	3- 3	7- 1	OVERALL	2- 2	5- 0	2- 0				
11- 1	3- 0	3- 0	HOME	1- 1	3- 0	1- 0				
6- 5	0- 3	3- 1	AWAY	0- 1	2- 0	1- 0				
2- 0	0- 0	1- 0	NEUTRAL	1- 0	0- 0	0- 0				
9- 2	1- 1	2- 1	NON-CONFERENCE	1- 0	3- 0	2- 0				
5- 0	1- 0	1- 0	HOME	0- 0	2- 0	1- 0				
2- 2	0- 1	0- 1	AWAY	0- 0	1- 0	1- 0				
2- 0	0- 0	1- 0	NEUTRAL	1- 0	0- 0	0- 0				
10- 4	2- 2	5- 0	CONFERENCE	1- 2	2- 0	0- 0				
6- 1	2- 0	2- 0	HOME	1- 1	1- 0	0- 0				
4- 3	0- 2	3- 0	AWAY	0- 1	1- 0	0- 0				
0- 0	0- 0	0- 0	NEUTRAL	0- 0	0- 0	0- 0				

RPI	S	Opponent	Score	RPI	S	Opponent	Score	RPI	S	Opponent	Score	RPI	S	Opponent	Score
1	A	Baylor	48 71	30	A	Purdue	51 60	59	N	Temple	71 59	106	A	Missouri	56 52
2	A	Connecticut	51 81	36	H	Southern California	71 70	60	A	Oklahoma St.	53 57	106	H	Missouri	78 52
11	A	Kansas St.	69 71	39	A	Iowa St.	59 33	60	H	Oklahoma St.	63 49	107	H	McNeese St.	72 62
11	H	Kansas St.	67 36	39	H	Iowa St.	66 64	64	H	Texas	71 76	122	H	Mississippi St.	93 47
18	H	Oklahoma	75 58	41	N	Iowa	74 58					135	A	UALR	83 54
20	H	Louisville	76 58	46	A	Kansas	76 65					159	H	Lamar	83 58
				46	H	Kansas	62 51					178	A	TCU	68 53
				50	A	Texas Tech	67 55								
LAST 12 Division I GAMES:															
60	H	Oklahoma St.	63 49	39	H	Iowa St.	66 64								
106	A	Missouri	56 52	60	A	Oklahoma St.	53 57								
1	A	Baylor	48 71	46	A	Kansas	76 65								
11	H	Kansas St.	67 36	106	H	Missouri	78 52								
46	H	Kansas	62 51	39	A	Iowa St.	59 33								
50	A	Texas Tech	67 55	64	H	Texas	71 76								

Non-Div I Games:

Texas A&M

Average RPI Win:	301	WON-LOST	WINNING	LAST 12	STRENGTH OF	OPP. STRENGTH	TEAM	ADJ.	CONF.	ADJ CONF.
Average RPI Loss:	219	RECORD	PCT. RANK	GAMES	SCHEDULE	OF SCHEDULE	RPI	RPI	RPI	RPI
DIV. I ONLY	4- 20	324	3- 9	333	332	339	339	32	32	
DIV. I NON-CONF.	2- 9	299	1- 0	241	264	304	304	31	31	
TOTALS	RPI 1-25	RPI 26-50	W-L RECORDS	RPI 51-100	RPI 101-150	RPI 150+				
4- 20	0- 1	0- 1	OVERALL	0- 0	0- 2	4- 16				
1- 10	0- 0	0- 0	HOME	0- 0	0- 1	1- 9				
2- 9	0- 1	0- 1	AWAY	0- 0	0- 1	2- 6				
1- 1	0- 0	0- 0	NEUTRAL	0- 0	0- 0	1- 1				
2- 9	0- 1	0- 1	NON-CONFERENCE	0- 0	0- 2	2- 5				
0- 4	0- 0	0- 0	HOME	0- 0	0- 1	0- 3				
1- 4	0- 1	0- 1	AWAY	0- 0	0- 1	1- 1				
1- 1	0- 0	0- 0	NEUTRAL	0- 0	0- 0	1- 1				
2- 11	0- 0	0- 0	CONFERENCE	0- 0	0- 0	2- 11				
1- 6	0- 0	0- 0	HOME	0- 0	0- 0	1- 6				
1- 5	0- 0	0- 0	AWAY	0- 0	0- 0	1- 5				
0- 0	0- 0	0- 0	NEUTRAL	0- 0	0- 0	0- 0				

RPI 1-25				RPI 26-50				RPI 51-100				RPI 101+ Team's RPI: 339			
RPI	S	Opponent	Score	RPI	S	Opponent	Score	RPI	S	Opponent	Score	RPI	S	Opponent	Score
1	A	Baylor	39 91	31	A	Arkansas	41 86					107	H	McNeese St.	37 70
												116	A	Utah	33 75
												157	H	Mississippi Val.	54 68
												178	A	TCU	38 66
												207	A	Alabama A&M	36 56
												208	A	Grambling	54 51
												208	H	Grambling	50 51
												214	H	Nicholls St.	48 69
												218	H	Southern U.	39 49
												265	H	Alcorn St.	48 51
												271	N	Vermont	60 72
												276	H	Norfolk St.	58 80
												282	A	Prairie View	45 53
												282	H	Prairie View	43 64
												290	A	Alabama St.	47 68
												312	A	Jackson St.	38 55
												312	H	Jackson St.	50 55
												314	H	Air Force	54 64
												323	N	A&M-Corpus Christi	63 54
												331	A	Ark.-Pine Bluff	52 69
												331	H	Ark.-Pine Bluff	57 36
												342	A	Houston Baptist	54 44
LAST 12 Division I GAMES:															
331	A	Ark.-Pine Bluff	52 69	207	A	Alabama A&M	36 56								
312	H	Jackson St.	50 55	157	H	Mississippi Val.	54 68								
208	H	Grambling	50 51	331	H	Ark.-Pine Bluff	57 36								
342	A	Houston Baptist	54 44	312	A	Jackson St.	38 55								
282	A	Prairie View	45 53	208	A	Grambling	54 51								
290	A	Alabama St.	47 68	282	H	Prairie View	43 64								

Non-Div I Games:

Texas Southern

■ Loss,
 ■ Non-Conf, S Site,
 ■ Home
 ■ Away
 N Neutral

Average RPI Win:	271	WON-LOST	WINNING	LAST 12	STRENGTH OF	OPP. STRENGTH	TEAM	ADJ.	CONF.	ADJ CONF.
Average RPI Loss:	177	RECORD	PCT. RANK	GAMES	SCHEDULE	OF SCHEDULE	RPI	RPI	RPI	RPI
DIV. I ONLY	10- 11	187	6- 6	285	333	226	226	24	24	
DIV. I NON-CONF.	4- 5	201	0- 0	275	330	223	223	26	26	
TOTALS	RPI 1-25	RPI 26-50	W-L RECORDS	RPI 51-100	RPI 101-150	RPI 150+				
10- 11	0- 0	0- 1	OVERALL	0- 2	0- 1	10- 7				
5- 4	0- 0	0- 0	HOME	0- 0	0- 0	5- 4				
5- 7	0- 0	0- 1	AWAY	0- 2	0- 1	5- 3				
0- 0	0- 0	0- 0	NEUTRAL	0- 0	0- 0	0- 0				
4- 5	0- 0	0- 1	NON-CONFERENCE	0- 1	0- 0	4- 3				
1- 2	0- 0	0- 0	HOME	0- 0	0- 0	1- 2				
3- 3	0- 0	0- 1	AWAY	0- 1	0- 0	3- 1				
0- 0	0- 0	0- 0	NEUTRAL	0- 0	0- 0	0- 0				
6- 6	0- 0	0- 0	CONFERENCE	0- 1	0- 1	6- 4				
4- 2	0- 0	0- 0	HOME	0- 0	0- 0	4- 2				
2- 4	0- 0	0- 0	AWAY	0- 1	0- 1	2- 2				
0- 0	0- 0	0- 0	NEUTRAL	0- 0	0- 0	0- 0				

RPI 1-25			RPI 26-50			RPI 51-100			RPI 101+ Team's RPI: 226		
RPI	S	Opponent	Score	RPI	S	Opponent	Score	RPI	S	Opponent	Score
				50	A	Texas Tech	40 85	56	A	UTEP	58 81
								70	A	Central Ark.	75 81
								107	A	McNeese St.	41 72
								155	A	Stephen F. Austin	59 81
								155	H	Stephen F. Austin	95 87
								168	H	Sam Houston St.	66 53
								185	H	North Texas	43 61
								193	A	Rice	66 73
								214	H	Nicholls St.	74 83
								251	A	Kennesaw St.	72 70
								253	A	Belmont	71 66
								262	A	Tex.-Pan American	66 61
								300	A	UTSA	53 67
								304	A	Texas-Arlington	90 73
								304	H	Texas-Arlington	46 61
								314	H	Air Force	69 77
								323	A	A&M-Corpus Christi	74 61
								323	H	A&M-Corpus Christi	73 67
								327	H	Northwestern St.	70 68
								342	H	Houston Baptist	86 61
LAST 12 Division I GAMES:											
155	A	Stephen F. Austin	59 81	304	A	Texas-Arlington	90 73				
323	A	A&M-Corpus Christi	74 61	323	H	A&M-Corpus Christi	73 67				
304	H	Texas-Arlington	46 61	300	A	UTSA	53 67				
70	A	Central Ark.	75 81	168	H	Sam Houston St.	66 53				
214	H	Nicholls St.	74 83	107	A	McNeese St.	41 72				
155	H	Stephen F. Austin	95 87	327	H	Northwestern St.	70 68				

Non-Div I Games: St. Thomas (TX) 92 50 Concordia (TX) 63 50 Texas Lutheran 85 28 Huston-Tillotson 102 69
Texas St.

Average RPI Win:	158	WON-LOST	WINNING	LAST 12	STRENGTH OF	OPP. STRENGTH	TEAM	ADJ.	CONF.	ADJ CONF.
Average RPI Loss:	27	RECORD	PCT. RANK	GAMES	SCHEDULE	OF SCHEDULE	RPI	RPI	RPI	RPI
DIV. I ONLY	17- 9	86	3- 9	50	13	50	50	1	1	
DIV. I NON-CONF.	12- 0	1	0- 0	264	141	35	35	1	1	
TOTALS	RPI 1-25	RPI 26-50	W-L RECORDS	RPI 51-100	RPI 101-150	RPI 150+				
17- 9	1- 5	1- 2	OVERALL	5- 2	2- 0	8- 0				
12- 3	1- 3	1- 0	HOME	3- 0	1- 0	6- 0				
3- 6	0- 2	0- 2	AWAY	1- 2	1- 0	1- 0				
2- 0	0- 0	0- 0	NEUTRAL	1- 0	0- 0	1- 0				
12- 0	1- 0	0- 0	NON-CONFERENCE	3- 0	0- 0	8- 0				
8- 0	1- 0	0- 0	HOME	1- 0	0- 0	6- 0				
2- 0	0- 0	0- 0	AWAY	1- 0	0- 0	1- 0				
2- 0	0- 0	0- 0	NEUTRAL	1- 0	0- 0	1- 0				
5- 9	0- 5	1- 2	CONFERENCE	2- 2	2- 0	0- 0				
4- 3	0- 3	1- 0	HOME	2- 0	1- 0	0- 0				
1- 6	0- 2	0- 2	AWAY	0- 2	1- 0	0- 0				
0- 0	0- 0	0- 0	NEUTRAL	0- 0	0- 0	0- 0				

RPI 1-25				RPI 26-50				Team's RPI: 50	RPI 51-100				RPI 101+			
RPI	S	Opponent	Score	RPI	S	Opponent	Score		RPI	S	Opponent	Score	RPI	S	Opponent	Score
1	A	Baylor	51 56	39	A	Iowa St.	49 66		60	A	Oklahoma St.	49 53	106	A	Missouri	69 63
1	H	Baylor	64 72	39	H	Iowa St.	51 41		60	H	Oklahoma St.	58 53	106	H	Missouri	76 49
6	H	Texas A&M	55 67	46	A	Kansas	43 62		64	A	Texas	54 63	152	H	UMKC	94 67
11	H	Kansas St.	61 62						64	H	Texas	75 71	221	H	Western Ky.	75 38
18	A	Oklahoma	68 71						70	H	Central Ark.	76 43	224	H	La.-Monroe	94 54
24	H	Penn St.	70 66						83	A	San Diego	58 57	226	H	Texas St.	85 40
									97	N	Illinois	70 64	292	N	CSU Bakersfield	81 63
													293	H	New Mexico	69 43
													304	H	Texas-Arlington	88 48
													319	A	Houston	88 58
LAST 12 Division I GAMES:																
1	A	Baylor	51 56	64	H	Texas	75 71									
64	A	Texas	54 63	46	A	Kansas	43 62									
39	H	Iowa St.	51 41	39	A	Iowa St.	49 66									
60	A	Oklahoma St.	49 53	1	H	Baylor	64 72									
106	H	Missouri	76 49	11	H	Kansas St.	61 62									
6	H	Texas A&M	55 67	18	A	Oklahoma	68 71									

Non-Div I Games:

Texas Tech

■ Loss,
■ Non-Conf, S Site,
■ Home
■ Away
N Neutral

Texas-Arlington

Through Games Of Sunday, February 19, 2012

Average RPI Win:	256	WON-LOST	WINNING	LAST 12	STRENGTH OF	OPP. STRENGTH	TEAM	ADJ.	CONF.	ADJ CONF.
Average RPI Loss:	172	RECORD	PCT. RANK	GAMES	SCHEDULE	OF SCHEDULE	RPI	RPI	RPI	RPI
DIV. I ONLY	4- 18	321	3- 8	145	319	304	304	24	24	
DIV. I NON-CONF.	1- 9	323	0- 0	147	269	315	315	26	26	
TOTALS	RPI 1-25	RPI 26-50	W-L RECORDS	RPI 51-100	RPI 101-150	RPI 150+				
4- 18	0- 0	0- 2	OVERALL	0- 3	0- 1	4- 12				
2- 9	0- 0	0- 0	HOME	0- 2	0- 0	2- 7				
2- 7	0- 0	0- 2	AWAY	0- 1	0- 0	2- 4				
0- 2	0- 0	0- 0	NEUTRAL	0- 0	0- 1	0- 1				
1- 9	0- 0	0- 2	NON-CONFERENCE	0- 2	0- 1	1- 4				
1- 3	0- 0	0- 0	HOME	0- 1	0- 0	1- 2				
0- 4	0- 0	0- 2	AWAY	0- 1	0- 0	0- 1				
0- 2	0- 0	0- 0	NEUTRAL	0- 0	0- 1	0- 1				
3- 9	0- 0	0- 0	CONFERENCE	0- 1	0- 0	3- 8				
1- 6	0- 0	0- 0	HOME	0- 1	0- 0	1- 5				
2- 3	0- 0	0- 0	AWAY	0- 0	0- 0	2- 3				
0- 0	0- 0	0- 0	NEUTRAL	0- 0	0- 0	0- 0				

RPI S	Opponent	Score	RPI S	Opponent	Score	RPI S	Opponent	Score	RPI S	Opponent	Score
31	A Arkansas	34 57	58	H Fresno St.	48 78	101	N Wichita St.	64 90			
50	A Texas Tech	48 88	70	H Central Ark.	51 53	155	A Stephen F. Austin	69 61			
			85	A Memphis	60 77	155	H Stephen F. Austin	54 59			
						159	H Lamar	52 68			
						168	A Sam Houston St.	41 58			
						168	H Sam Houston St.	45 61			
						185	H North Texas	47 66			
						214	A Nicholls St.	59 78			
						223	H George Washington	41 63			
						226	A Texas St.	61 46			
						226	H Texas St.	73 90			
						262	A Tex.-Pan American	65 72			
						300	H UTSA	51 40			
						305	N Western Mich.	63 67			
						313	A Southeastern La.	41 71			
						323	H A&M-Corpus Christi	51 61			
						342	H Houston Baptist	78 61			
LAST 12 Division I GAMES:											
313	A Southeastern La.	41 71	226	H Texas St.	73 90						
155	H Stephen F. Austin	54 59	155	A Stephen F. Austin	69 61						
226	A Texas St.	61 46	323	H A&M-Corpus Christi	51 61						
168	H Sam Houston St.	45 61	159	H Lamar	52 68						
70	H Central Ark.	51 53	168	A Sam Houston St.	41 58						
300	H UTSA	51 40	214	A Nicholls St.	59 78						

Non-Div I Games: McMurry 52 41 Neb. Omaha 52 60

Texas-Arlington

Loss, Non-Conf, S Site, H Home A Away N Neutral

Average RPI Win: 184	WON-LOST	WINNING	LAST 12	STRENGTH OF	OPP. STRENGTH	TEAM	ADJ.	CONF.	ADJ CONF.
Average RPI Loss: 144	RECORD	PCT. RANK	GAMES	SCHEDULE	OF SCHEDULE	RPI	RPI	RPI	RPI
DIV. I ONLY	18- 7	58	11- 1	148	122	82	82	12	12
DIV. I NON-CONF.	7- 5	122	0- 0	79	74	101	101	13	13
TOTALS	RPI 1-25	RPI 26-50	W-L RECORDS	RPI 51-100	RPI 101-150	RPI 150+			
18- 7	0- 2	1- 0	OVERALL	4- 1	0- 1	13- 3			
11- 3	0- 1	1- 0	HOME	3- 1	0- 1	7- 0			
7- 4	0- 1	0- 0	AWAY	1- 0	0- 0	6- 3			
0- 0	0- 0	0- 0	NEUTRAL	0- 0	0- 0	0- 0			
7- 5	0- 2	1- 0	NON-CONFERENCE	2- 0	0- 1	4- 2			
5- 2	0- 1	1- 0	HOME	1- 0	0- 1	3- 0			
2- 3	0- 1	0- 0	AWAY	1- 0	0- 0	1- 2			
0- 0	0- 0	0- 0	NEUTRAL	0- 0	0- 0	0- 0			
11- 2	0- 0	0- 0	CONFERENCE	2- 1	0- 0	9- 1			
6- 1	0- 0	0- 0	HOME	2- 1	0- 0	4- 0			
5- 1	0- 0	0- 0	AWAY	0- 0	0- 0	5- 1			
0- 0	0- 0	0- 0	NEUTRAL	0- 0	0- 0	0- 0			

RPI 1-25				RPI 26-50				RPI 51-100 Team's RPI: 82				RPI 101+			
RPI	S	Opponent	Score	RPI	S	Opponent	Score	RPI	S	Opponent	Score	RPI	S	Opponent	Score
25	A	Green Bay	68 84	43	H	Dayton	61 51	63	H	Bowling Green	52 50	126	H	Marquette	60 69
25	H	Green Bay	65 72					69	H	Eastern Mich.	66 70	171	A	Central Mich.	80 62
								87	H	Albany (NY)	53 39	171	H	Central Mich.	58 53
								92	A	Northwestern	75 56	176	H	Colorado St.	58 51
								98	H	Miami (OH)	79 66	181	A	Northern Ill.	49 47
												195	H	Akron	71 60
												199	A	Indiana	69 58
												209	A	Buffalo	77 75
												227	A	Arkansas St.	56 64
												230	A	Milwaukee	57 60
												235	H	Iona	54 42
												258	H	Ball St.	63 48
												260	A	Ohio	52 33
												268	H	Cleveland St.	81 42
												296	A	Kent St.	66 55
												305	A	Western Mich.	67 70
												305	H	Western Mich.	76 50
LAST 12 Division I GAMES:															
305	H	Western Mich.	76 50	98	H	Miami (OH)	79 66								
171	A	Central Mich.	80 62	260	A	Ohio	52 33								
63	H	Bowling Green	52 50	258	H	Ball St.	63 48								
296	A	Kent St.	66 55	181	A	Northern Ill.	49 47								
195	H	Akron	71 60	69	H	Eastern Mich.	66 70								
209	A	Buffalo	77 75	171	H	Central Mich.	58 53								

Non-Div I Games:

Toledo

Average RPI Win:	198	WON-LOST	WINNING	LAST 12	STRENGTH OF	OPP. STRENGTH	TEAM	ADJ.	CONF.	ADJ CONF.
Average RPI Loss:	58	RECORD	PCT. RANK	GAMES	SCHEDULE	OF SCHEDULE	RPI	RPI	RPI	RPI
DIV. I ONLY	16- 10	106	6- 6	84	80	74	74	7	7	
DIV. I NON-CONF.	9- 2	37	0- 0	135	69	32	32	7	7	
TOTALS	RPI 1-25	RPI 26-50	W-L RECORDS	RPI 51-100	RPI 101-150	RPI 150+				
16- 10	0- 4	1- 1	OVERALL	0- 4	1- 0	14- 1				
10- 3	0- 1	1- 0	HOME	0- 2	0- 0	9- 0				
6- 7	0- 3	0- 1	AWAY	0- 2	1- 0	5- 1				
0- 0	0- 0	0- 0	NEUTRAL	0- 0	0- 0	0- 0				
9- 2	0- 2	0- 0	NON-CONFERENCE	0- 0	1- 0	8- 0				
5- 0	0- 0	0- 0	HOME	0- 0	0- 0	5- 0				
4- 2	0- 2	0- 0	AWAY	0- 0	1- 0	3- 0				
0- 0	0- 0	0- 0	NEUTRAL	0- 0	0- 0	0- 0				
7- 8	0- 2	1- 1	CONFERENCE	0- 4	0- 0	6- 1				
5- 3	0- 1	1- 0	HOME	0- 2	0- 0	4- 0				
2- 5	0- 1	0- 1	AWAY	0- 2	0- 0	2- 1				
0- 0	0- 0	0- 0	NEUTRAL	0- 0	0- 0	0- 0				

RPI 1-25				RPI 26-50				RPI 51-100				Team's RPI: 74				RPI 101+			
RPI	S	Opponent	Score	RPI	S	Opponent	Score	RPI	S	Opponent	Score		RPI	S	Opponent	Score			
2	A	Connecticut	31 92	35	A	James Madison	57 67	53	A	Hofstra	66 69		143	A	Coppin St.	61 59			
7	A	Delaware	51 74	35	H	James Madison	65 58	84	H	UNC Wilmington	61 76		153	H	UMBC	56 45			
7	H	Delaware	46 65					90	A	Drexel	38 66		164	A	Saint Francis (PA)	59 53			
8	A	Maryland	46 82					99	H	VCU	59 66		180	H	Loyola Maryland	56 54			
													191	A	George Mason	54 78			
													191	H	George Mason	70 68			
													204	A	William & Mary	56 50			
													204	H	William & Mary	77 75			
													206	H	Canisius	64 50			
													213	H	Mt. St. Mary's	71 70			
													215	H	Md.-East. Shore	58 45			
													221	A	Western Ky.	67 62			
													231	H	Northeastern	58 54			
													241	A	Georgia St.	56 52			
													241	H	Georgia St.	63 59			
													328	A	Delaware St.	70 59			
LAST 12 Division I GAMES:																			
				53	A	Hofstra	66 69	84	H	UNC Wilmington	61 76								
				191	H	George Mason	70 68	191	A	George Mason	54 78								
				231	H	Northeastern	58 54	241	A	Georgia St.	56 52								
				204	A	William & Mary	56 50	7	H	Delaware	46 65								
				241	H	Georgia St.	63 59	35	A	James Madison	57 67								
				99	H	VCU	59 66	204	H	William & Mary	77 75								

Non-Div I Games:

Towson

Average RPI Win:	300	WON-LOST	WINNING	LAST 12	STRENGTH OF	OPP. STRENGTH	TEAM	ADJ.	CONF.	ADJ CONF.
Average RPI Loss:	192	RECORD	PCT. RANK	GAMES	SCHEDULE	OF SCHEDULE	RPI	RPI	RPI	RPI
DIV. I ONLY	2- 22	335	1- 11	295	220	338	338	16	16	
DIV. I NON-CONF.	1- 9	323	0- 0	336	318	340	340	15	15	
TOTALS	RPI 1-25	RPI 26-50	W-L RECORDS	RPI 51-100	RPI 101-150	RPI 150+				
2- 22	0- 0	0- 2	OVERALL	0- 0	0- 5	2- 15				
1- 10	0- 0	0- 1	HOME	0- 0	0- 3	1- 6				
1- 11	0- 0	0- 1	AWAY	0- 0	0- 2	1- 8				
0- 1	0- 0	0- 0	NEUTRAL	0- 0	0- 0	0- 1				
1- 9	0- 0	0- 0	NON-CONFERENCE	0- 0	0- 2	1- 7				
0- 3	0- 0	0- 0	HOME	0- 0	0- 1	0- 2				
1- 5	0- 0	0- 0	AWAY	0- 0	0- 1	1- 4				
0- 1	0- 0	0- 0	NEUTRAL	0- 0	0- 0	0- 1				
1- 13	0- 0	0- 2	CONFERENCE	0- 0	0- 3	1- 8				
1- 7	0- 0	0- 1	HOME	0- 0	0- 2	1- 4				
0- 6	0- 0	0- 1	AWAY	0- 0	0- 1	0- 4				
0- 0	0- 0	0- 0	NEUTRAL	0- 0	0- 0	0- 0				

RPI S	Opponent	Score	RPI S	Opponent	Score	RPI S	Opponent	Score	RPI S	Opponent	Score	Team's RPI: 338
38	A Middle Tenn.	52	82	38	H Middle Tenn.	66	72	115	A Auburn	47	74	
								123	H American	45	55	
								128	A Denver	51	73	
								135	H UALR	40	59	
								147	H FIU	41	65	
								158	H Fla. Atlantic	46	66	
								172	A South Ala.	26	63	
								172	H South Ala.	46	53	
								185	A North Texas	36	57	
								186	A Furman	57	75	
								210	H Winthrop	66	80	
								221	A Western Ky.	38	64	
								221	H Western Ky.	36	59	
								224	H La.-Monroe	46	49	
								227	A Arkansas St.	39	62	
								251	H Kennesaw St.	57	66	
								285	N Evansville	49	59	
								290	A Alabama St.	60	53	
								310	H La.-Lafayette	58	52	
								317	A Maine	53	66	
								324	A Mercer	59	69	
								340	A Jacksonville St.	54	65	
LAST 12 Division I GAMES:												
135	H UALR	40	59	38	A Middle Tenn.	52	82					
227	A Arkansas St.	39	62	224	H La.-Monroe	46	49					
221	H Western Ky.	36	59	158	H Fla. Atlantic	46	66					
310	H La.-Lafayette	58	52	172	H South Ala.	46	53					
147	H FIU	41	65	221	A Western Ky.	38	64					
172	A South Ala.	26	63	38	H Middle Tenn.	66	72					

Non-Div I Games: Belhaven

53 56

Troy

Average RPI Win: 186	WON-LOST	WINNING	LAST 12	STRENGTH OF	OPP. STRENGTH	TEAM	ADJ.	CONF.	ADJ CONF.
Average RPI Loss: 108	RECORD	PCT. RANK	GAMES	SCHEDULE	OF SCHEDULE	RPI	RPI	RPI	RPI
DIV. I ONLY	17- 7	62	8- 4	78	148	52	52	11	11
DIV. I NON-CONF.	9- 2	37	0- 0	78	158	31	31	12	12
TOTALS	RPI 1-25	RPI 26-50	W-L RECORDS	RPI 51-100	RPI 101-150	RPI 150+			
17- 7	0- 0	1- 1	OVERALL	2- 3	1- 1	13- 2			
10- 1	0- 0	1- 0	HOME	1- 1	1- 0	7- 0			
6- 5	0- 0	0- 0	AWAY	0- 2	0- 1	6- 2			
1- 1	0- 0	0- 1	NEUTRAL	1- 0	0- 0	0- 0			
9- 2	0- 0	1- 1	NON-CONFERENCE	2- 0	0- 1	6- 0			
5- 0	0- 0	1- 0	HOME	1- 0	0- 0	3- 0			
3- 1	0- 0	0- 0	AWAY	0- 0	0- 1	3- 0			
1- 1	0- 0	0- 1	NEUTRAL	1- 0	0- 0	0- 0			
8- 5	0- 0	0- 0	CONFERENCE	0- 3	1- 0	7- 2			
5- 1	0- 0	0- 0	HOME	0- 1	1- 0	4- 0			
3- 4	0- 0	0- 0	AWAY	0- 2	0- 0	3- 2			
0- 0	0- 0	0- 0	NEUTRAL	0- 0	0- 0	0- 0			

RPI S	Opponent	Score	RPI S	Opponent	Score	RPI S	Opponent	Score	RPI S	Opponent	Score
26	H LSU	65 62	26	H LSU	65 62	56	A UTEP	65 80	104	H UAB	52 41
30	N Purdue	48 61	30	N Purdue	48 61	56	H UTEP	64 65	122	A Mississippi St.	55 70
						73	N Idaho St.	45 37	154	H Marshall	68 52
						78	H Hampton	66 53	162	H UCF	64 52
						85	A Memphis	59 61	184	A Tulsa	66 51
									185	A North Texas	55 47
									190	A Louisiana Tech	61 52
									193	A Rice	49 67
									193	H Rice	50 47
									212	H SMU	75 63
									217	A Southern Miss.	51 56
									218	H Southern U.	66 59
									224	H La.-Monroe	62 45
									261	A East Carolina	63 49
									263	H Col. of Charleston	57 42
									310	A La.-Lafayette	75 40
									319	A Houston	71 51
LAST 12 Division I GAMES:											
217	A Southern Miss.	51 56	154	H Marshall	68 52						
193	H Rice	50 47	184	A Tulsa	66 51						
56	A UTEP	65 80	104	H UAB	52 41						
319	A Houston	71 51	56	H UTEP	64 65						
212	H SMU	75 63	193	A Rice	49 67						
261	A East Carolina	63 49	162	H UCF	64 52						

Non-Div I Games: Loyola (LA) 74 49 New Orleans 86 39

Tulane

Average RPI Win: 223	WON-LOST	WINNING	LAST 12	STRENGTH OF	OPP. STRENGTH	TEAM	ADJ.	CONF.	ADJ CONF.
Average RPI Loss: 141	RECORD	PCT. RANK	GAMES	SCHEDULE	OF SCHEDULE	RPI	RPI	RPI	RPI
DIV. I ONLY	10- 13	213	5- 7	116	200	184	184	11	11
DIV. I NON-CONF.	4- 6	212	0- 0	80	302	195	195	12	12
TOTALS	RPI 1-25	RPI 26-50	W-L RECORDS	RPI 51-100	RPI 101-150	RPI 150+			
10- 13	0- 0	0- 1	OVERALL	0- 3	1- 2	9- 7			
8- 4	0- 0	0- 1	HOME	0- 2	1- 1	7- 0			
2- 9	0- 0	0- 0	AWAY	0- 1	0- 1	2- 7			
0- 0	0- 0	0- 0	NEUTRAL	0- 0	0- 0	0- 0			
4- 6	0- 0	0- 1	NON-CONFERENCE	0- 0	1- 1	3- 4			
4- 1	0- 0	0- 1	HOME	0- 0	1- 0	3- 0			
0- 5	0- 0	0- 0	AWAY	0- 0	0- 1	0- 4			
0- 0	0- 0	0- 0	NEUTRAL	0- 0	0- 0	0- 0			
6- 7	0- 0	0- 0	CONFERENCE	0- 3	0- 1	6- 3			
4- 3	0- 0	0- 0	HOME	0- 2	0- 1	4- 0			
2- 4	0- 0	0- 0	AWAY	0- 1	0- 0	2- 3			
0- 0	0- 0	0- 0	NEUTRAL	0- 0	0- 0	0- 0			

RPI S	Opponent	Score	RPI S	Opponent	Score	RPI S	Opponent	Score	RPI S	Opponent	Score	Team's RPI: 184
45	H BYU	61 64	52	H Tulane	51 66	104	H UAB	40 47	117	H Oral Roberts	65 57	
			56	A UTEP	56 67	135	A UALR	48 52	154	A Marshall	45 63	
			56	H UTEP	54 64	155	H Stephen F. Austin	72 53	162	A UCF	48 54	
						176	A Colorado St.	68 87	178	A TCU	43 60	
						193	A Rice	48 55	193	H Rice	69 42	
						208	H Grambling	61 56	212	A SMU	42 39	
						217	H Southern Miss.	68 57	227	A Arkansas St.	70 80	
						227	H Arkansas St.	70 48	261	H East Carolina	75 70	
						297	A Utah Valley	62 78	319	A Houston	77 48	
						319	H Houston	67 53				
LAST 12 Division I GAMES:												
261	H East Carolina	75 70	104	H UAB	40 47							
56	H UTEP	54 64	52	H Tulane	51 66							
193	A Rice	48 55	319	A Houston	77 48							
319	H Houston	67 53	193	H Rice	69 42							
162	A UCF	48 54	56	A UTEP	56 67							
212	A SMU	42 39	154	A Marshall	45 63							

Non-Div I Games: Neb. Omaha 68 60

Tulsa

Average RPI Win:	232	WON-LOST	WINNING	LAST 12	STRENGTH OF	OPP. STRENGTH	TEAM	ADJ.	CONF.	ADJ CONF.
Average RPI Loss:	111	RECORD	PCT. RANK	GAMES	SCHEDULE	OF SCHEDULE	RPI	RPI	RPI	RPI
DIV. I ONLY	18- 7	58	8- 4	260	151	104	104	11	11	
DIV. I NON-CONF.	9- 3	61	0- 0	260	288	89	89	12	12	
TOTALS	RPI 1-25	RPI 26-50	W-L RECORDS	RPI 51-100	RPI 101-150	RPI 150+				
18- 7	0- 0	0- 0	OVERALL	1- 3	0- 2	17- 2				
9- 2	0- 0	0- 0	HOME	1- 1	0- 0	8- 1				
8- 5	0- 0	0- 0	AWAY	0- 2	0- 2	8- 1				
1- 0	0- 0	0- 0	NEUTRAL	0- 0	0- 0	1- 0				
9- 3	0- 0	0- 0	NON-CONFERENCE	1- 1	0- 2	8- 0				
4- 0	0- 0	0- 0	HOME	1- 0	0- 0	3- 0				
4- 3	0- 0	0- 0	AWAY	0- 1	0- 2	4- 0				
1- 0	0- 0	0- 0	NEUTRAL	0- 0	0- 0	1- 0				
9- 4	0- 0	0- 0	CONFERENCE	0- 2	0- 0	9- 2				
5- 2	0- 0	0- 0	HOME	0- 1	0- 0	5- 1				
4- 2	0- 0	0- 0	AWAY	0- 1	0- 0	4- 1				
0- 0	0- 0	0- 0	NEUTRAL	0- 0	0- 0	0- 0				

RPI	S	Opponent	Score	RPI	S	Opponent	Score	RPI	S	Opponent	Score	RPI	S	Opponent	Score	Team's RPI: 104
52	A	Tulane	41	52	107	A	McNeese St.	56	61							
72	A	Chattanooga	59	65	146	A	Florida A&M	59	69							
78	H	Hampton	43	38	154	A	Marshall	50	45							
85	H	Memphis	59	70	154	H	Marshall	37	40							
					162	A	UCF	39	41							
					162	H	UCF	61	54							
					184	A	Tulsa	47	40							
					193	H	Rice	60	45							
					207	H	Alabama A&M	57	46							
					212	H	SMU	50	46							
					217	H	Southern Miss.	65	59							
					221	H	Western Ky.	58	36							
					228	A	Clemson	51	36							
					261	A	East Carolina	44	39							
					261	H	East Carolina	58	47							
					278	A	Austin Peay	49	45							
					284	A	UNC Greensboro	72	42							
					289	N	East Tenn. St.	59	47							
					302	A	Morehead St.	70	47							
					319	A	Houston	67	43							
					321	H	Southeast Mo. St.	64	41							
LAST 12 Division I GAMES:																
154	H	Marshall	37	40	184	A	Tulsa	47	40							
212	H	SMU	50	46	85	H	Memphis	59	70							
162	A	UCF	39	41	52	A	Tulane	41	52							
261	H	East Carolina	58	47	319	A	Houston	67	43							
154	A	Marshall	50	45	162	H	UCF	61	54							
217	H	Southern Miss.	65	59	261	A	East Carolina	44	39							

Non-Div I Games:

UAB

■ Loss,
 ■ Non-Conf,
 ■ S Site,
 ■ Home
 ■ A Away
 N Neutral

Average RPI Win: 212	WON-LOST	WINNING	LAST 12	STRENGTH OF	OPP. STRENGTH	TEAM	ADJ.	CONF.	ADJ CONF.
Average RPI Loss: 114	RECORD	PCT. RANK	GAMES	SCHEDULE	OF SCHEDULE	RPI	RPI	RPI	RPI
DIV. I ONLY	15- 12	138	9- 3	114	164	135	135	16	16
DIV. I NON-CONF.	5- 8	221	0- 0	29	165	160	160	15	15
TOTALS	RPI 1-25	RPI 26-50	W-L RECORDS	RPI 51-100	RPI 101-150	RPI 150+			
15- 12	0- 1	0- 1	OVERALL	0- 4	3- 2	12- 4			
9- 5	0- 1	0- 0	HOME	0- 2	2- 1	7- 1			
6- 7	0- 0	0- 1	AWAY	0- 2	1- 1	5- 3			
0- 0	0- 0	0- 0	NEUTRAL	0- 0	0- 0	0- 0			
5- 8	0- 1	0- 0	NON-CONFERENCE	0- 4	1- 1	4- 2			
4- 4	0- 1	0- 0	HOME	0- 2	1- 0	3- 1			
1- 4	0- 0	0- 0	AWAY	0- 2	0- 1	1- 1			
0- 0	0- 0	0- 0	NEUTRAL	0- 0	0- 0	0- 0			
10- 4	0- 0	0- 1	CONFERENCE	0- 0	2- 1	8- 2			
5- 1	0- 0	0- 0	HOME	0- 0	1- 1	4- 0			
5- 3	0- 0	0- 1	AWAY	0- 0	1- 0	4- 2			
0- 0	0- 0	0- 0	NEUTRAL	0- 0	0- 0	0- 0			

RPI 1-25				RPI 26-50				RPI 51-100				RPI 101+				Team's RPI: 135	
RPI	S	Opponent	Score	RPI	S	Opponent	Score	RPI	S	Opponent	Score	RPI	S	Opponent	Score		
6	H	Texas A&M	54 83	38	A	Middle Tenn.	51 59	55	A	Missouri St.	50 73	117	A	Oral Roberts	63 78		
								65	A	South Dakota St.	55 64	128	A	Denver	53 51		
								65	H	South Dakota St.	49 60	128	H	Denver	50 60		
								85	H	Memphis	66 81	142	H	Seattle	72 63		
												147	H	FIU	63 58		
												158	H	Fla. Atlantic	60 38		
												172	H	South Ala.	55 43		
												184	H	Tulsa	52 48		
												185	A	North Texas	57 64		
												190	A	Louisiana Tech	48 64		
												193	A	Rice	67 47		
												212	H	SMU	60 69		
												214	H	Nicholls St.	62 48		
												217	H	Southern Miss.	70 44		
												221	A	Western Ky.	61 50		
												224	A	La.-Monroe	54 58		
												224	H	La.-Monroe	52 46		
												227	A	Arkansas St.	64 57		
												310	A	La.-Lafayette	55 41		
												310	H	La.-Lafayette	56 45		
												338	A	Troy	59 40		
LAST 12 Division I GAMES:																	
				338	A	Troy	59 40					172	H	South Ala.	55 43		
				147	H	FIU	63 58					221	A	Western Ky.	61 50		
				38	A	Middle Tenn.	51 59					310	H	La.-Lafayette	56 45		
				310	A	La.-Lafayette	55 41					227	A	Arkansas St.	64 57		
				224	H	La.-Monroe	52 46					224	A	La.-Monroe	54 58		
				128	H	Denver	50 60					158	H	Fla. Atlantic	60 38		

Non-Div I Games:

UALR

■ Loss,
 ■ Non-Conf, S Site,
 ■ Home
 ■ Away
 N Neutral

U
C
D
a
v
i
s

UC Davis				Through Games Of Sunday, February 19, 2012						
Average RPI Win:	211	WON-LOST	WINNING	LAST 12	STRENGTH OF	OPP. STRENGTH	TEAM	ADJ.	CONF.	ADJ CONF.
Average RPI Loss:	171	RECORD	PCT. RANK	GAMES	SCHEDULE	OF SCHEDULE	RPI	RPI	RPI	RPI
DIV. I ONLY		15- 10	111	7- 5	194	213	139	139	21	21
DIV. I NON-CONF.		8- 4	88	0- 0	93	126	65	65	20	20

TOTALS	RPI 1-25	RPI 26-50		W-L RECORDS	RPI 51-100		RPI 101-150		RPI 150+	
15- 10	0- 1	0- 0		OVERALL	1- 1		4- 0		10- 8	
8- 2	0- 0	0- 0		HOME	0- 0		2- 0		6- 2	
6- 7	0- 1	0- 0		AWAY	1- 1		1- 0		4- 5	
1- 1	0- 0	0- 0		NEUTRAL	0- 0		1- 0		0- 1	
8- 4	0- 1	0- 0		NON-CONFERENCE	1- 1		3- 0		4- 2	
4- 0	0- 0	0- 0		HOME	0- 0		1- 0		3- 0	
3- 3	0- 1	0- 0		AWAY	1- 1		1- 0		1- 1	
1- 1	0- 0	0- 0		NEUTRAL	0- 0		1- 0		0- 1	
7- 6	0- 0	0- 0		CONFERENCE	0- 0		1- 0		6- 6	
4- 2	0- 0	0- 0		HOME	0- 0		1- 0		3- 2	
3- 4	0- 0	0- 0		AWAY	0- 0		0- 0		3- 4	
0- 0	0- 0	0- 0		NEUTRAL	0- 0		0- 0		0- 0	

RPI 1-25				RPI 26-50				RPI 51-100				RPI 101+ Team's RPI: 139			
RPI	S	Opponent	Score	RPI	S	Opponent	Score	RPI	S	Opponent	Score	RPI	S	Opponent	Score
3	A	Stanford	44 93					57	A	St. Mary's (CA)	58 75	101	H	Wichita St.	62 47
								94	A	Washington	69 68	118	H	Pacific	59 51
												128	N	Denver	60 51
												142	A	Seattle	66 62
												156	A	Cal St. Northridge	60 63
												156	H	Cal St. Northridge	55 53
												160	A	Cal Poly	65 87
												173	A	Santa Clara	78 81
												197	N	Portland St.	57 68
												219	A	UC Irvine	54 60
												219	H	UC Irvine	59 68
												225	A	UC Santa Barbara	51 47
												247	A	Hawaii	62 57
												250	A	Long Beach St.	55 67
												250	H	Long Beach St.	78 62
												259	H	San Francisco	64 50
												270	H	Sacramento St.	68 57
												280	A	Cal St. Fullerton	57 55
												280	H	Cal St. Fullerton	50 58
												281	H	San Jose St.	80 60
												307	A	UC Riverside	70 53
												307	H	UC Riverside	67 46
LAST 12 Division I GAMES:															
156	A	Cal St. Northridge	60 63	225	A	UC Santa Barbara	51 47								
250	A	Long Beach St.	55 67	118	H	Pacific	59 51								
307	H	UC Riverside	67 46	250	H	Long Beach St.	78 62								
219	H	UC Irvine	59 68	156	H	Cal St. Northridge	55 53								
280	A	Cal St. Fullerton	57 55	219	A	UC Irvine	54 60								
160	A	Cal Poly	65 87	307	A	UC Riverside	70 53								

Non-Div I Games:

UC Davis

U
C
D
a
v
i
s

Average RPI Win:	211	WON-LOST	WINNING	LAST 12	STRENGTH OF	OPP. STRENGTH	TEAM	ADJ.	CONF.	ADJ CONF.
Average RPI Loss:	179	RECORD	PCT. RANK	GAMES	SCHEDULE	OF SCHEDULE	RPI	RPI	RPI	RPI
DIV. I ONLY	12- 15	201	7- 5	198	253	219	219	21	21	
DIV. I NON-CONF.	4- 9	256	0- 1	261	236	287	287	20	20	
TOTALS	RPI 1-25	RPI 26-50	W-L RECORDS	RPI 51-100	RPI 101-150	RPI 150+				
12- 15	0- 0	0- 0	OVERALL	0- 0	3- 6	9- 9				
7- 6	0- 0	0- 0	HOME	0- 0	2- 3	5- 3				
3- 9	0- 0	0- 0	AWAY	0- 0	1- 3	2- 5				
2- 0	0- 0	0- 0	NEUTRAL	0- 0	0- 0	2- 0				
4- 9	0- 0	0- 0	NON-CONFERENCE	0- 0	0- 5	4- 4				
2- 3	0- 0	0- 0	HOME	0- 0	0- 3	2- 0				
0- 6	0- 0	0- 0	AWAY	0- 0	0- 2	0- 4				
2- 0	0- 0	0- 0	NEUTRAL	0- 0	0- 0	2- 0				
8- 6	0- 0	0- 0	CONFERENCE	0- 0	3- 1	5- 5				
5- 3	0- 0	0- 0	HOME	0- 0	2- 0	3- 3				
3- 3	0- 0	0- 0	AWAY	0- 0	1- 1	2- 2				
0- 0	0- 0	0- 0	NEUTRAL	0- 0	0- 0	0- 0				

RPI 1-25			RPI 26-50			RPI 51-100			RPI 101+			Team's RPI: 219
RPI	S	Opponent	Score	RPI	S	Opponent	Score	RPI	S	Opponent	Score	
								103	H	San Diego St.	57	76
								118	A	Pacific	63	87
								118	H	Pacific	77	75
								121	A	Oregon	77	89
								133	A	Northern Colo.	56	71
								136	H	Utah St.	64	69
								139	A	UC Davis	68	59
								139	H	UC Davis	60	54
								142	H	Seattle	58	86
								156	A	Cal St. Northridge	49	55
								156	H	Cal St. Northridge	59	80
								160	A	Cal Poly	62	60
								160	H	Cal Poly	63	76
								173	H	Santa Clara	88	82
								175	A	Portland	56	64
								197	A	Portland St.	76	80
								214	N	Nicholls St.	62	48
								225	A	UC Santa Barbara	61	53
								225	H	UC Santa Barbara	72	65
								232	A	Wyoming	42	51
								250	A	Long Beach St.	51	63
								250	H	Long Beach St.	86	61
								270	H	Sacramento St.	81	75
								280	H	Cal St. Fullerton	73	68
								292	A	CSU Bakersfield	92	104
								307	H	UC Riverside	67	70
LAST 12 Division I GAMES:												
				225	H	UC Santa Barbara	72 65					
				160	H	Cal Poly	63 76					
				118	A	Pacific	63 87					
				139	A	UC Davis	68 59					
				156	H	Cal St. Northridge	59 80					
				250	H	Long Beach St.	86 61					
				307	H	UC Riverside	67 70					
				142	H	Seattle	58 86					
				280	H	Cal St. Fullerton	73 68					
				160	A	Cal Poly	62 60					
				225	A	UC Santa Barbara	61 53					
				139	H	UC Davis	60 54					

Non-Div I Games:

UC Irvine

■ Loss,
 ■ Non-Conf,
 ■ S Site,
 ■ Home
 ■ A Away
 N Neutral

RPI S Opponent Score

RPI S Opponent Score
333 N Weber St. 57 54

U
C
I
r
v
i
n
e

U
C
I
r
v
i
n
e

UC Irvine

UC Riverside

Through Games Of Sunday, February 19, 2012

Average RPI Win:	268	WON-LOST	WINNING	LAST 12	STRENGTH OF	OPP. STRENGTH	TEAM	ADJ.	CONF.	ADJ CONF.
Average RPI Loss:	167	RECORD	PCT. RANK	GAMES	SCHEDULE	OF SCHEDULE	RPI	RPI	RPI	RPI
DIV. I ONLY	5- 21	308	3- 9	211	235	307	307	21	21	
DIV. I NON-CONF.	2- 10	305	0- 1	250	194	305	305	20	20	
TOTALS	RPI 1-25	RPI 26-50	W-L RECORDS	RPI 51-100	RPI 101-150	RPI 150+				
5- 21	0- 0	0- 1	OVERALL	0- 2	0- 7	5- 11				
3- 7	0- 0	0- 0	HOME	0- 1	0- 2	3- 4				
2- 14	0- 0	0- 1	AWAY	0- 1	0- 5	2- 7				
0- 0	0- 0	0- 0	NEUTRAL	0- 0	0- 0	0- 0				
2- 10	0- 0	0- 1	NON-CONFERENCE	0- 2	0- 3	2- 4				
1- 2	0- 0	0- 0	HOME	0- 1	0- 0	1- 1				
1- 8	0- 0	0- 1	AWAY	0- 1	0- 3	1- 3				
0- 0	0- 0	0- 0	NEUTRAL	0- 0	0- 0	0- 0				
3- 11	0- 0	0- 0	CONFERENCE	0- 0	0- 4	3- 7				
2- 5	0- 0	0- 0	HOME	0- 0	0- 2	2- 3				
1- 6	0- 0	0- 0	AWAY	0- 0	0- 2	1- 4				
0- 0	0- 0	0- 0	NEUTRAL	0- 0	0- 0	0- 0				

RPI S	Opponent	Score	RPI S	Opponent	Score	RPI S	Opponent	Score	RPI S	Opponent	Score	Team's RPI: 307
29	A Gonzaga	56 83	54	A Arizona St.	46 66	110	A Washington St.	35 74				
			58	H Fresno St.	62 67	118	A Pacific	46 63				
						118	H Pacific	59 80				
						120	A UNLV	36 64				
						136	A Utah St.	68 71				
						139	A UC Davis	46 67				
						139	H UC Davis	53 70				
						156	A Cal St. Northridge	55 63				
						156	H Cal St. Northridge	58 64				
						160	A Cal Poly	43 71				
						160	H Cal Poly	47 69				
						219	A UC Irvine	70 67				
						225	A UC Santa Barbara	43 63				
						225	H UC Santa Barbara	43 53				
						250	A Long Beach St.	59 70				
						250	H Long Beach St.	75 71				
						252	A Boise St.	58 68				
						280	H Cal St. Fullerton	69 65				
						292	A CSU Bakersfield	66 72				
						292	H CSU Bakersfield	76 62				
						299	A Idaho	70 57				
						301	A Northern Ariz.	59 67				
						310	H La.-Lafayette	56 59				
LAST 12 Division I GAMES:												
160	H	Cal Poly	47	69	219	A	UC Irvine	70	67			
225	H	UC Santa Barbara	43	53	280	H	Cal St. Fullerton	69	65			
139	A	UC Davis	46	67	292	A	CSU Bakersfield	66	72			
118	A	Pacific	46	63	225	A	UC Santa Barbara	43	63			
250	H	Long Beach St.	75	71	160	A	Cal Poly	43	71			
156	H	Cal St. Northridge	58	64	118	H	Pacific	59	80			

Non-Div I Games:

UC Riverside

■ Loss,
■ Non-Conf,
■ S Site,
■ H Home
■ A Away
N Neutral

Average RPI Win:	216	WON-LOST	WINNING	LAST 12	STRENGTH OF	OPP. STRENGTH	TEAM	ADJ.	CONF.	ADJ CONF.
Average RPI Loss:	165	RECORD	PCT. RANK	GAMES	SCHEDULE	OF SCHEDULE	RPI	RPI	RPI	RPI
DIV. I ONLY	11- 14	209	5- 7	238	175	225	225	21	21	
DIV. I NON-CONF.	6- 7	181	1- 1	176	108	185	185	20	20	
TOTALS	RPI 1-25	RPI 26-50	W-L RECORDS	RPI 51-100	RPI 101-150	RPI 150+				
11- 14	0- 0	0- 1	OVERALL	2- 1	1- 5	8- 7				
7- 6	0- 0	0- 0	HOME	1- 1	1- 3	5- 2				
4- 8	0- 0	0- 1	AWAY	1- 0	0- 2	3- 5				
0- 0	0- 0	0- 0	NEUTRAL	0- 0	0- 0	0- 0				
6- 7	0- 0	0- 1	NON-CONFERENCE	2- 1	1- 3	3- 2				
5- 2	0- 0	0- 0	HOME	1- 1	1- 1	3- 0				
1- 5	0- 0	0- 1	AWAY	1- 0	0- 2	0- 2				
0- 0	0- 0	0- 0	NEUTRAL	0- 0	0- 0	0- 0				
5- 7	0- 0	0- 0	CONFERENCE	0- 0	0- 2	5- 5				
2- 4	0- 0	0- 0	HOME	0- 0	0- 2	2- 2				
3- 3	0- 0	0- 0	AWAY	0- 0	0- 0	3- 3				
0- 0	0- 0	0- 0	NEUTRAL	0- 0	0- 0	0- 0				

RPI S	Opponent	Score	RPI S	Opponent	Score	RPI S	Opponent	Score	RPI S	Opponent	Score	Team's RPI: 225
36	A Southern California	39 50	56	A UTEP	49 48	118	H Pacific	48 52	120	H UNLV	44 46	
			57	H St. Mary's (CA)	61 52	127	H Pepperdine	54 44	133	A Northern Colo.	39 44	
			94	H Washington	37 46	139	H UC Davis	47 51	142	A Seattle	55 60	
						156	A Cal St. Northridge	71 67	160	A Cal Poly	58 61	
						160	H Cal Poly	52 67	197	A Portland St.	51 65	
						219	A UC Irvine	65 72	219	H UC Irvine	53 61	
						250	A Long Beach St.	34 46	255	H Loyola Marymount	66 49	
						259	H San Francisco	60 41	280	A Cal St. Fullerton	39 37	
						280	H Cal St. Fullerton	52 39	292	H CSU Bakersfield	57 49	
						307	A UC Riverside	53 43	307	H UC Riverside	63 43	
						326	A New Mexico St.	51 52				
LAST 12 Division I GAMES:												
219	A UC Irvine	65 72	118	H Pacific	48 52							
307	A UC Riverside	53 43	139	H UC Davis	47 51							
292	H CSU Bakersfield	57 49	156	A Cal St. Northridge	71 67							
280	H Cal St. Fullerton	52 39	250	A Long Beach St.	34 46							
160	H Cal Poly	52 67	307	H UC Riverside	63 43							
36	A Southern California	39 50	219	H UC Irvine	53 61							

Non-Div I Games:

UC Santa Barbara

■ Loss,
 ■ Non-Conf,
 ■ S Site,
 ■ H Home
 ■ A Away
 N Neutral

Average RPI Win:	218	WON-LOST	WINNING	LAST 12	STRENGTH OF	OPP. STRENGTH	TEAM	ADJ.	CONF.	ADJ CONF.
Average RPI Loss:	104	RECORD	PCT. RANK	GAMES	SCHEDULE	OF SCHEDULE	RPI	RPI	RPI	RPI
DIV. I ONLY	12- 13	178	6- 6	60	191	162	162	11	11	
DIV. I NON-CONF.	5- 7	208	0- 0	98	247	241	241	12	12	
TOTALS	RPI 1-25	RPI 26-50	W-L RECORDS	RPI 51-100	RPI 101-150	RPI 150+				
12- 13	0- 1	0- 0	OVERALL	0- 7	2- 2	10- 3				
10- 7	0- 0	0- 0	HOME	0- 4	2- 1	8- 2				
2- 6	0- 1	0- 0	AWAY	0- 3	0- 1	2- 1				
0- 0	0- 0	0- 0	NEUTRAL	0- 0	0- 0	0- 0				
5- 7	0- 1	0- 0	NON-CONFERENCE	0- 3	1- 1	4- 2				
5- 5	0- 0	0- 0	HOME	0- 3	1- 1	4- 1				
0- 2	0- 1	0- 0	AWAY	0- 0	0- 0	0- 1				
0- 0	0- 0	0- 0	NEUTRAL	0- 0	0- 0	0- 0				
7- 6	0- 0	0- 0	CONFERENCE	0- 4	1- 1	6- 1				
5- 2	0- 0	0- 0	HOME	0- 1	1- 0	4- 1				
2- 4	0- 0	0- 0	AWAY	0- 3	0- 1	2- 0				
0- 0	0- 0	0- 0	NEUTRAL	0- 0	0- 0	0- 0				

RPI 1-25				RPI 26-50				RPI 51-100				RPI 101+ Team's RPI: 162			
RPI	S	Opponent	Score	RPI	S	Opponent	Score	RPI	S	Opponent	Score	RPI	S	Opponent	Score
5	A	Notre Dame	38 90					52	A	Tulane	52 64	104	A	UAB	54 61
								56	A	UTEP	38 67	104	H	UAB	41 39
								66	H	Fla. Gulf Coast	36 75	146	H	Florida A&M	67 51
								75	H	Florida St.	47 60	147	H	FIU	46 61
								81	H	Hartford	46 55	154	A	Marshall	55 44
								85	A	Memphis	57 65	172	A	South Ala.	76 89
								85	H	Memphis	54 61	184	H	Tulsa	54 48
												193	H	Rice	65 63
												200	H	Virginia Tech	41 32
												212	H	SMU	48 60
												216	H	Fordham	57 70
												217	A	Southern Miss.	74 60
												217	H	Southern Miss.	65 47
												261	H	East Carolina	59 53
												295	H	Savannah St.	62 48
												318	H	Bethune-Cookman	66 49
												324	H	Mercer	72 43
LAST 12 Division I GAMES:															
				85	H	Memphis	54 61	212	H	SMU	48 60				
				217	A	Southern Miss.	74 60	154	A	Marshall	55 44				
				104	H	UAB	41 39	193	H	Rice	65 63				
				85	A	Memphis	57 65	217	H	Southern Miss.	65 47				
				184	H	Tulsa	54 48	104	A	UAB	54 61				
				56	A	UTEP	38 67	52	A	Tulane	52 64				

Non-Div I Games:

UCF

■ Loss,
 ■ Non-Conf, S Site,
 ■ Home
 ■ Away
 N Neutral

Average RPI Win:	134	WON-LOST	WINNING	LAST 12	STRENGTH OF	OPP. STRENGTH	TEAM	ADJ.	CONF.	ADJ CONF.
Average RPI Loss:	44	RECORD	PCT. RANK	GAMES	SCHEDULE	OF SCHEDULE	RPI	RPI	RPI	RPI
DIV. I ONLY	12- 13	178	6- 6	6	22	48	48	4	4	
DIV. I NON-CONF.	5- 6	191	0- 0	9	24	66	66	5	5	
TOTALS	RPI 1-25	RPI 26-50	W-L RECORDS	RPI 51-100	RPI 101-150	RPI 150+				
12- 13	0- 4	1- 5	OVERALL	3- 2	5- 2	3- 0				
7- 4	0- 2	1- 1	HOME	2- 0	3- 1	1- 0				
4- 8	0- 2	0- 3	AWAY	1- 2	2- 1	1- 0				
1- 1	0- 0	0- 1	NEUTRAL	0- 0	0- 0	1- 0				
5- 6	0- 2	0- 2	NON-CONFERENCE	0- 2	2- 0	3- 0				
3- 1	0- 1	0- 0	HOME	0- 0	2- 0	1- 0				
1- 4	0- 1	0- 1	AWAY	0- 2	0- 0	1- 0				
1- 1	0- 0	0- 1	NEUTRAL	0- 0	0- 0	1- 0				
7- 7	0- 2	1- 3	CONFERENCE	3- 0	3- 2	0- 0				
4- 3	0- 1	1- 1	HOME	2- 0	1- 1	0- 0				
3- 4	0- 1	0- 2	AWAY	1- 0	2- 1	0- 0				
0- 0	0- 0	0- 0	NEUTRAL	0- 0	0- 0	0- 0				

RPI 1-25				RPI 26-50				RPI 51-100				RPI 101+			
RPI	S	Opponent	Score	RPI	S	Opponent	Score	RPI	S	Opponent	Score	RPI	S	Opponent	Score
1	A	Baylor	50 83	26	A	LSU	41 58	54	A	Arizona St.	64 48	103	H	San Diego St.	78 71
3	A	Stanford	59 82	27	A	California	58 67	59	A	Temple	53 59	107	H	McNeese St.	67 59
3	H	Stanford	50 77	27	H	California	60 55	61	H	Oregon St.	69 60	110	H	Washington St.	73 52
4	H	Tennessee	64 85	36	A	Southern California	54 66	62	A	Saint Joseph's	60 64	116	A	Utah	65 60
				36	H	Southern California	43 47	94	H	Washington	79 73	121	H	Oregon	62 83
				40	N	West Virginia	54 63					124	A	Colorado	62 54
												148	A	Arizona	66 74
												243	H	Tennessee Tech	74 52
												255	A	Loyola Marymount	84 43
												308	N	Colgate	68 48
LAST 12 Division I GAMES:															
36	A	Southern California	54 66	116	A	Utah	65 60								
3	A	Stanford	59 82	121	H	Oregon	62 83								
27	A	California	58 67	61	H	Oregon St.	69 60								
110	H	Washington St.	73 52	36	H	Southern California	43 47								
94	H	Washington	79 73	54	A	Arizona St.	64 48								
124	A	Colorado	62 54	148	A	Arizona	66 74								

Non-Div I Games:

UCLA

■ Loss,
 ■ Non-Conf,
 ■ S Site,
 ■ Home
 ■ A Away
 N Neutral

Average RPI Win: 233	WON-LOST	WINNING	LAST 12	STRENGTH OF	OPP. STRENGTH	TEAM	ADJ.	CONF.	ADJ CONF.
Average RPI Loss: 110	RECORD	PCT. RANK	GAMES	SCHEDULE	OF SCHEDULE	RPI	RPI	RPI	RPI
DIV. I ONLY	14- 13	163	7- 5	136	187	153	153	15	15
DIV. I NON-CONF.	6- 7	181	0- 0	66	175	121	121	14	14
TOTALS	RPI 1-25	RPI 26-50	W-L RECORDS	RPI 51-100	RPI 101-150	RPI 150+			
14- 13	0- 1	0- 1	OVERALL	1- 6	0- 2	13- 3			
8- 4	0- 1	0- 1	HOME	1- 2	0- 0	7- 0			
6- 8	0- 0	0- 0	AWAY	0- 4	0- 1	6- 3			
0- 1	0- 0	0- 0	NEUTRAL	0- 0	0- 1	0- 0			
6- 7	0- 1	0- 1	NON-CONFERENCE	0- 2	0- 2	6- 1			
3- 2	0- 1	0- 1	HOME	0- 0	0- 0	3- 0			
3- 4	0- 0	0- 0	AWAY	0- 2	0- 1	3- 1			
0- 1	0- 0	0- 0	NEUTRAL	0- 0	0- 1	0- 0			
8- 6	0- 0	0- 0	CONFERENCE	1- 4	0- 0	7- 2			
5- 2	0- 0	0- 0	HOME	1- 2	0- 0	4- 0			
3- 4	0- 0	0- 0	AWAY	0- 2	0- 0	3- 2			
0- 0	0- 0	0- 0	NEUTRAL	0- 0	0- 0	0- 0			

RPI	S	Opponent	Score	RPI	S	Opponent	Score	RPI	S	Opponent	Score	RPI	S	Opponent	Score	Team's RPI: 153
8	H	Maryland	59 70	28	H	Princeton	41 56	74	A	Towson	45 56	143	A	Coppin St.	60 68	
								77	H	Boston U.	53 59	150	N	High Point	51 62	
								78	A	Hampton	47 75	165	A	Monmouth	68 64	
								81	A	Hartford	54 66	180	A	Loyola Maryland	60 56	
								81	H	Hartford	71 59	187	A	New Hampshire	68 75	
								87	A	Albany (NY)	41 53	187	H	New Hampshire	67 65	
								87	H	Albany (NY)	63 65	191	H	George Mason	65 53	
												200	A	Virginia Tech	52 57	
												203	A	Navy	54 46	
												215	H	Md.-East. Shore	65 60	
												229	A	Binghamton	43 61	
												229	H	Binghamton	63 50	
												271	A	Vermont	67 58	
												279	H	Morgan St.	72 50	
												315	A	Stony Brook	63 51	
												315	H	Stony Brook	73 47	
												317	A	Maine	75 55	
												317	H	Maine	66 44	
LAST 12 Division I GAMES:																
		81	A	Hartford	54 66			77	H	Boston U.	53 59					
		229	H	Binghamton	63 50			271	A	Vermont	67 58					
		315	A	Stony Brook	63 51			229	A	Binghamton	43 61					
		317	H	Maine	66 44			81	H	Hartford	71 59					
		87	H	Albany (NY)	63 65			315	H	Stony Brook	73 47					
		187	A	New Hampshire	68 75			317	A	Maine	75 55					

Non-Div I Games:

UMBC

■ Loss,
 ■ Non-Conf, S Site,
 ■ Home
 ■ Away
 N Neutral

Average RPI Win: 225		WON-LOST	WINNING	LAST 12	STRENGTH OF	OPP. STRENGTH	TEAM	ADJ.	CONF.	ADJ CONF.
Average RPI Loss: 131		RECORD	PCT. RANK	GAMES	SCHEDULE	OF SCHEDULE	RPI	RPI	RPI	RPI
DIV. I ONLY		15- 10	111	6- 5	238	174	152	152	19	19
DIV. I NON-CONF.		7- 3	85	0- 0	220	190	100	100	11	11
TOTALS	RPI 1-25	RPI 26-50		W-L RECORDS		RPI 51-100	RPI 101-150	RPI 150+		
15- 10	0- 0	0- 2		OVERALL		3- 4	1- 1	11- 3		
8- 3	0- 0	0- 0		HOME		1- 2	1- 0	6- 1		
5- 7	0- 0	0- 2		AWAY		1- 2	0- 1	4- 2		
2- 0	0- 0	0- 0		NEUTRAL		1- 0	0- 0	1- 0		
7- 3	0- 0	0- 2		NON-CONFERENCE		2- 1	0- 0	5- 0		
3- 1	0- 0	0- 0		HOME		0- 1	0- 0	3- 0		
2- 2	0- 0	0- 2		AWAY		1- 0	0- 0	1- 0		
2- 0	0- 0	0- 0		NEUTRAL		1- 0	0- 0	1- 0		
8- 7	0- 0	0- 0		CONFERENCE		1- 3	1- 1	6- 3		
5- 2	0- 0	0- 0		HOME		1- 1	1- 0	3- 1		
3- 5	0- 0	0- 0		AWAY		0- 2	0- 1	3- 2		
0- 0	0- 0	0- 0		NEUTRAL		0- 0	0- 0	0- 0		

RPI 1-25				RPI 26-50				RPI 51-100				RPI 101+				Team's RPI: 152	
RPI	S	Opponent	Score	RPI	S	Opponent	Score	RPI	S	Opponent	Score	RPI	S	Opponent	Score		
				46	A	Kansas	52 77	65	A	South Dakota St.	62 75	117	A	Oral Roberts	70 83		
				50	A	Texas Tech	67 94	65	H	South Dakota St.	73 79	117	H	Oral Roberts	92 79		
								69	A	Eastern Mich.	70 68	224	N	La.-Monroe	76 70		
								70	N	Central Ark.	64 60	233	A	Oakland	65 71		
								99	H	VCU	70 78	239	A	Western Ill.	84 69		
								100	A	South Dakota	54 60	239	H	Western Ill.	63 66		
								100	H	South Dakota	61 49	246	A	North Dakota St.	76 58		
												246	H	North Dakota St.	68 64		
												256	A	Saint Louis	70 67		
												257	H	IUPUI	63 55		
												274	H	North Florida	100 63		
												291	A	IPFW	76 82		
												303	A	Southern Utah	64 46		
												303	H	Southern Utah	81 61		
												326	H	New Mexico St.	68 57		
												342	H	Houston Baptist	92 45		
LAST 12 Division I GAMES:																	
				239	A	Western Ill.	84 69	239	H	Western Ill.	63 66						
				246	H	North Dakota St.	68 64	257	H	IUPUI	63 55						
				65	H	South Dakota St.	73 79	246	A	North Dakota St.	76 58						
				100	A	South Dakota	54 60	65	A	South Dakota St.	62 75						
				303	A	Southern Utah	64 46	100	H	South Dakota	61 49						
				117	A	Oral Roberts	70 83	326	H	New Mexico St.	68 57						

Non-Div I Games:	Neb. Omaha	74	64	Northwest Mo. St.	95	72
------------------	------------	----	----	-------------------	----	----

UMKC

Loss, Non-Conf, S Site, H Home A Away N Neutral

UNC Asheville

Through Games Of Sunday, February 19, 2012

Average RPI Win:	289	WON-LOST	WINNING	LAST 12	STRENGTH OF	OPP. STRENGTH	TEAM	ADJ.	CONF.	ADJ CONF.
Average RPI Loss:	217	RECORD	PCT. RANK	GAMES	SCHEDULE	OF SCHEDULE	RPI	RPI	RPI	RPI
DIV. I ONLY	4- 18	321	3- 9	298	341	336	336	26	26	
DIV. I NON-CONF.	1- 7	318	0- 0	278	342	336	336	28	28	
TOTALS	RPI 1-25	RPI 26-50	W-L RECORDS	RPI 51-100	RPI 101-150	RPI 150+				
4- 18	0- 0	0- 0	OVERALL	0- 1	0- 2	4- 15				
4- 6	0- 0	0- 0	HOME	0- 1	0- 1	4- 4				
0- 12	0- 0	0- 0	AWAY	0- 0	0- 1	0- 10				
0- 0	0- 0	0- 0	NEUTRAL	0- 0	0- 0	0- 0				
1- 7	0- 0	0- 0	NON-CONFERENCE	0- 1	0- 0	1- 6				
1- 2	0- 0	0- 0	HOME	0- 1	0- 0	1- 1				
0- 5	0- 0	0- 0	AWAY	0- 0	0- 0	0- 5				
0- 0	0- 0	0- 0	NEUTRAL	0- 0	0- 0	0- 0				
3- 11	0- 0	0- 0	CONFERENCE	0- 0	0- 2	3- 9				
3- 4	0- 0	0- 0	HOME	0- 0	0- 1	3- 3				
0- 7	0- 0	0- 0	AWAY	0- 0	0- 1	0- 6				
0- 0	0- 0	0- 0	NEUTRAL	0- 0	0- 0	0- 0				

RPI 1-25			RPI 26-50			RPI 51-100			RPI 101+			Team's RPI: 336				
RPI	S	Opponent	Score	RPI	S	Opponent	Score	RPI	S	Opponent	Score	RPI	S	Opponent	Score	
								93	H	Appalachian St.	71	85				
												108	H	Liberty	56	78
												150	A	High Point	49	89
												186	A	Furman	59	71
												191	A	George Mason	59	88
												196	A	Campbell	62	82
												198	H	Radford	62	72
												210	A	Winthrop	68	84
												210	H	Winthrop	68	79
												211	A	Charleston So.	70	88
												211	H	Charleston So.	75	68
												241	A	Western Caro.	53	65
												245	A	Presbyterian	54	62
												245	H	Presbyterian	45	62
												248	A	South Carolina St.	82	92
												251	A	Kennesaw St.	79	83
												297	A	Coastal Caro.	58	74
												297	H	Coastal Caro.	69	60
												309	H	S.C. Upstate	66	73
												324	H	Mercer	76	75
												325	A	Gardner-Webb	52	69
												325	H	Gardner-Webb	74	62
LAST 12 Division I GAMES:																
				325	A	Gardner-Webb	52	69				108	H	Liberty	56	78
				210	H	Winthrop	68	79				325	H	Gardner-Webb	74	62
				245	H	Presbyterian	45	62				245	A	Presbyterian	54	62
				297	A	Coastal Caro.	58	74				210	A	Winthrop	68	84
				211	A	Charleston So.	70	88				211	H	Charleston So.	75	68
				198	H	Radford	62	72				297	H	Coastal Caro.	69	60

Non-Div I Games: Brevard 74 62 Winston-Salem 83 74 Montreat 73 64

UNC Asheville

Loss, Non-Conf, S Site, H Home A Away N Neutral

UNC Greensboro

Through Games Of Sunday, February 19, 2012

Average RPI Win:	256	WON-LOST	WINNING	LAST 12	STRENGTH OF	OPP. STRENGTH	TEAM	ADJ.	CONF.	ADJ CONF.
Average RPI Loss:	149	RECORD	PCT. RANK	GAMES	SCHEDULE	OF SCHEDULE	RPI	RPI	RPI	RPI
DIV. I ONLY	4- 22	325	2- 10	98	286	284	284	14	14	
DIV. I NON-CONF.	1- 7	318	0- 0	56	321	253	253	19	19	
TOTALS	RPI 1-25	RPI 26-50	W-L RECORDS	RPI 51-100	RPI 101-150	RPI 150+				
4- 22	0- 0	0- 1	OVERALL	0- 7	1- 4	3- 10				
2- 9	0- 0	0- 0	HOME	0- 3	1- 2	1- 4				
2- 12	0- 0	0- 1	AWAY	0- 4	0- 2	2- 5				
0- 1	0- 0	0- 0	NEUTRAL	0- 0	0- 0	0- 1				
1- 7	0- 0	0- 1	NON-CONFERENCE	0- 1	0- 3	1- 2				
0- 2	0- 0	0- 0	HOME	0- 0	0- 2	0- 0				
1- 4	0- 0	0- 1	AWAY	0- 1	0- 1	1- 1				
0- 1	0- 0	0- 0	NEUTRAL	0- 0	0- 0	0- 1				
3- 15	0- 0	0- 0	CONFERENCE	0- 6	1- 1	2- 8				
2- 7	0- 0	0- 0	HOME	0- 3	1- 0	1- 4				
1- 8	0- 0	0- 0	AWAY	0- 3	0- 1	1- 4				
0- 0	0- 0	0- 0	NEUTRAL	0- 0	0- 0	0- 0				

RPI S	Opponent	Score	RPI S	Opponent	Score	RPI S	Opponent	Score	RPI S	Opponent	Score	Team's RPI: 284
47	A Richmond	60 75	72	A Chattanooga	44 63	103	A San Diego St.	29 57				
			72	H Chattanooga	46 63	104	H UAB	42 72				
			79	A North Carolina	35 91	108	H Liberty	46 61				
			86	A Davidson	52 71	134	A Samford	40 83				
			86	H Davidson	49 58	134	H Samford	61 53				
			93	A Appalachian St.	60 79	183	A Elon	43 57				
			93	H Appalachian St.	66 81	183	H Elon	50 69				
						186	A Furman	48 53				
						186	H Furman	64 66				
						198	A Radford	67 75				
						240	N Penn	36 47				
						241	A Western Caro.	29 62				
						241	H Western Caro.	35 46				
						263	A Col. of Charleston	60 54				
						263	H Col. of Charleston	42 52				
						283	A Wofford	47 62				
						286	H Ga. Southern	55 54				
						341	A N.C. Central	70 53				
LAST 12 Division I GAMES:												
263	A Col. of Charleston	60 54	134	A Samford	40 83							
86	H Davidson	49 58	72	A Chattanooga	44 63							
93	A Appalachian St.	60 79	183	A Elon	43 57							
86	A Davidson	52 71	186	H Furman	64 66							
183	H Elon	50 69	286	H Ga. Southern	55 54							
241	H Western Caro.	35 46	263	H Col. of Charleston	42 52							

Non-Div I Games:

UNC Greensboro

Loss, Non-Conf, S Site, H Home A Away N Neutral

UNC Wilmington

Through Games Of Sunday, February 19, 2012

Average RPI Win:	198	WON-LOST	WINNING	LAST 12	STRENGTH OF	OPP. STRENGTH	TEAM	ADJ.	CONF.	ADJ CONF.
Average RPI Loss:	68	RECORD	PCT. RANK	GAMES	SCHEDULE	OF SCHEDULE	RPI	RPI	RPI	RPI
DIV. I ONLY	16- 10	106	8- 4	120	78	84	84	7	7	
DIV. I NON-CONF.	7- 4	98	0- 0	117	92	81	81	7	7	
TOTALS	RPI 1-25	RPI 26-50	W-L RECORDS	RPI 51-100	RPI 101-150	RPI 150+				
16- 10	0- 3	0- 2	OVERALL	2- 3	1- 1	13- 1				
7- 3	0- 1	0- 0	HOME	1- 1	0- 0	6- 1				
9- 5	0- 2	0- 1	AWAY	1- 2	1- 0	7- 0				
0- 2	0- 0	0- 1	NEUTRAL	0- 0	0- 1	0- 0				
7- 4	0- 1	0- 1	NON-CONFERENCE	0- 1	1- 1	6- 0				
3- 0	0- 0	0- 0	HOME	0- 0	0- 0	3- 0				
4- 2	0- 1	0- 0	AWAY	0- 1	1- 0	3- 0				
0- 2	0- 0	0- 1	NEUTRAL	0- 0	0- 1	0- 0				
9- 6	0- 2	0- 1	CONFERENCE	2- 2	0- 0	7- 1				
4- 3	0- 1	0- 0	HOME	1- 1	0- 0	3- 1				
5- 3	0- 1	0- 1	AWAY	1- 1	0- 0	4- 0				
0- 0	0- 0	0- 0	NEUTRAL	0- 0	0- 0	0- 0				

RPI 1-25				RPI 26-50				RPI 51-100 Team's RPI: 84				RPI 101+			
RPI	S	Opponent	Score	RPI	S	Opponent	Score	RPI	S	Opponent	Score	RPI	S	Opponent	Score
7	A	Delaware	37 69	35	A	James Madison	52 63	74	A	Towson	76 61	110	N	Washington St.	60 72
7	H	Delaware	53 62	38	N	Middle Tenn.	60 79	90	H	Drexel	43 58	119	A	Charlotte	74 73
10	A	Duke	45 107					95	A	North Carolina St.	64 83	182	H	Xavier	59 52
								99	A	VCU	53 65	188	A	Old Dominion	76 54
								99	H	VCU	57 56	188	H	Old Dominion	57 59
												191	H	George Mason	61 53
												196	H	Campbell	79 73
												204	A	William & Mary	78 71
												204	H	William & Mary	80 77
												211	A	Charleston So.	72 70
												231	A	Northeastern	69 64
												231	H	Northeastern	60 53
												241	A	Georgia St.	72 69
												260	A	Ohio	56 51
												261	H	East Carolina	64 53
												272	A	N.C. A&T	90 63
LAST 12 Division I GAMES:															
204	A	William & Mary	78 71	74	A	Towson	76 61								
35	A	James Madison	52 63	231	A	Northeastern	69 64								
188	H	Old Dominion	57 59	188	A	Old Dominion	76 54								
241	A	Georgia St.	72 69	99	H	VCU	57 56								
204	H	William & Mary	80 77	191	H	George Mason	61 53								
7	H	Delaware	53 62	7	A	Delaware	37 69								

Non-Div I Games:

UNC Wilmington

■ Loss,
 ■ Non-Conf, S Site,
 ■ Home
 ■ Away
 N Neutral

Average RPI Win:	212	WON-LOST	WINNING	LAST 12	STRENGTH OF	OPP. STRENGTH	TEAM	ADJ.	CONF.	ADJ CONF.
Average RPI Loss:	104	RECORD	PCT. RANK	GAMES	SCHEDULE	OF SCHEDULE	RPI	RPI	RPI	RPI
DIV. I ONLY	15- 10	111	7- 5	181	109	132	132	10	10	
DIV. I NON-CONF.	7- 4	98	0- 0	175	198	114	114	10	10	
TOTALS	RPI 1-25	RPI 26-50	W-L RECORDS	RPI 51-100	RPI 101-150	RPI 150+				
15- 10	0- 1	0- 2	OVERALL	3- 2	1- 4	11- 1				
9- 3	0- 0	0- 1	HOME	3- 0	1- 2	5- 0				
4- 7	0- 1	0- 1	AWAY	0- 0	0- 0	4- 1				
2- 0	0- 0	0- 0	NEUTRAL	0- 0	0- 0	2- 0				
7- 4	0- 1	0- 2	NON-CONFERENCE	1- 0	0- 0	6- 1				
4- 1	0- 0	0- 1	HOME	1- 0	0- 0	3- 0				
1- 3	0- 1	0- 1	AWAY	0- 0	0- 0	1- 1				
2- 0	0- 0	0- 0	NEUTRAL	0- 0	0- 0	2- 0				
8- 6	0- 0	0- 0	CONFERENCE	2- 2	1- 4	5- 0				
5- 2	0- 0	0- 0	HOME	2- 0	1- 2	2- 0				
3- 4	0- 0	0- 0	AWAY	0- 2	0- 2	3- 0				
0- 0	0- 0	0- 0	NEUTRAL	0- 0	0- 0	0- 0				

RPI 1-25				RPI 26-50				RPI 51-100				RPI 101+ Team's RPI: 132			
RPI	S	Opponent	Score	RPI	S	Opponent	Score	RPI	S	Opponent	Score	RPI	S	Opponent	Score
25	A	Green Bay	67 75	39	A	Iowa St.	57 84	55	H	Missouri St.	62 54	101	H	Wichita St.	40 67
				41	H	Iowa	74 78	80	A	Illinois St.	68 84	138	A	Indiana St.	60 71
								80	H	Illinois St.	79 73	138	H	Indiana St.	62 68
								96	A	Creighton	50 65	149	A	Bradley	61 75
								100	H	South Dakota	53 43	149	H	Bradley	71 57
												163	A	Drake	82 77
												176	H	Colorado St.	61 50
												232	N	Wyoming	60 46
												236	A	North Dakota	70 74
												244	N	Youngstown St.	90 73
												246	H	North Dakota St.	60 41
												254	A	Southern Ill.	70 66
												254	H	Southern Ill.	73 51
												285	A	Evansville	61 51
												285	H	Evansville	58 53
												321	H	Southeast Mo. St.	62 42
												332	A	Chicago St.	88 54
LAST 12 Division I GAMES:															
149	A	Bradley	61 75	96	A	Creighton	50 65								
138	A	Indiana St.	60 71	149	H	Bradley	71 57								
80	A	Illinois St.	68 84	80	H	Illinois St.	79 73								
285	H	Evansville	58 53	138	H	Indiana St.	62 68								
254	H	Southern Ill.	73 51	254	A	Southern Ill.	70 66								
163	A	Drake	82 77	285	A	Evansville	61 51								

Non-Div I Games:

UNI

Average RPI Win: 222	WON-LOST	WINNING	LAST 12	STRENGTH OF	OPP. STRENGTH	TEAM	ADJ.	CONF.	ADJ CONF.
Average RPI Loss: 113	RECORD	PCT. RANK	GAMES	SCHEDULE	OF SCHEDULE	RPI	RPI	RPI	RPI
DIV. I ONLY	19- 8	63	8- 4	205	149	120	120	23	23
DIV. I NON-CONF.	12- 4	61	1- 0	210	92	92	92	23	23
TOTALS	RPI 1-25	RPI 26-50	W-L RECORDS	RPI 51-100	RPI 101-150	RPI 150+			
19- 8	1- 1	1- 1	OVERALL	1- 1	0- 3	16- 2			
11- 4	1- 1	0- 0	HOME	1- 1	0- 1	9- 1			
6- 4	0- 0	1- 1	AWAY	0- 0	0- 2	5- 1			
2- 0	0- 0	0- 0	NEUTRAL	0- 0	0- 0	2- 0			
12- 4	1- 1	1- 1	NON-CONFERENCE	1- 1	0- 1	9- 0			
7- 2	1- 1	0- 0	HOME	1- 1	0- 0	5- 0			
3- 2	0- 0	1- 1	AWAY	0- 0	0- 1	2- 0			
2- 0	0- 0	0- 0	NEUTRAL	0- 0	0- 0	2- 0			
7- 4	0- 0	0- 0	CONFERENCE	0- 0	0- 2	7- 2			
4- 2	0- 0	0- 0	HOME	0- 0	0- 1	4- 1			
3- 2	0- 0	0- 0	AWAY	0- 0	0- 1	3- 1			
0- 0	0- 0	0- 0	NEUTRAL	0- 0	0- 0	0- 0			

RPI 1-25				RPI 26-50				RPI 51-100				RPI 101+ Team's RPI: 120			
RPI	S	Opponent	Score	RPI	S	Opponent	Score	RPI	S	Opponent	Score	RPI	S	Opponent	Score
11	H	Kansas St.	44 38	27	A	California	48 70	58	H	Fresno St.	73 71	103	A	San Diego St.	64 77
21	H	Georgetown	45 64	41	A	Iowa	69 59	92	H	Northwestern	49 79	103	H	San Diego St.	62 66
												148	A	Arizona	58 62
												176	A	Colorado St.	62 74
												178	A	TCU	72 57
												178	H	TCU	55 54
												202	N	Butler	62 39
												225	A	UC Santa Barbara	46 44
												231	H	Northeastern	61 58
												232	A	Wyoming	54 51
												232	H	Wyoming	47 51
												246	H	North Dakota St.	76 57
												252	H	Boise St.	66 50
												281	H	San Jose St.	78 41
												282	N	Prairie View	73 60
												293	A	New Mexico	64 50
												293	H	New Mexico	65 60
												294	A	Nevada	74 63
												300	H	UTSA	74 67
												307	H	UC Riverside	64 36
												314	H	Air Force	63 47
LAST 12 Division I GAMES:															
293	H	New Mexico	65 60	252	H	Boise St.	66 50								
178	H	TCU	55 54	293	A	New Mexico	64 50								
103	A	San Diego St.	64 77	178	A	TCU	72 57								
232	H	Wyoming	47 51	103	H	San Diego St.	62 66								
176	A	Colorado St.	62 74	232	A	Wyoming	54 51								
314	H	Air Force	63 47	58	H	Fresno St.	73 71								

Non-Div I Games:

UNLV

■ Loss,
 ■ Non-Conf, S Site,
 ■ Home
 ■ Away
 N Neutral

Average RPI Win:	270	WON-LOST	WINNING	LAST 12	STRENGTH OF	OPP. STRENGTH	TEAM	ADJ.	CONF.	ADJ CONF.
Average RPI Loss:	88	RECORD	PCT. RANK	GAMES	SCHEDULE	OF SCHEDULE	RPI	RPI	RPI	RPI
DIV. I ONLY	19- 8	63	10- 2	265	261	112	112	31	31	
DIV. I NON-CONF.	6- 7	181	0- 1	193	80	163	163	32	32	
TOTALS	RPI 1-25	RPI 26-50	W-L RECORDS	RPI 51-100	RPI 101-150	RPI 150+				
19- 8	0- 2	0- 1	OVERALL	0- 2	1- 2	18- 1				
11- 1	0- 1	0- 0	HOME	0- 0	1- 0	10- 0				
8- 7	0- 1	0- 1	AWAY	0- 2	0- 2	8- 1				
0- 0	0- 0	0- 0	NEUTRAL	0- 0	0- 0	0- 0				
6- 7	0- 2	0- 1	NON-CONFERENCE	0- 2	0- 1	6- 1				
4- 1	0- 1	0- 0	HOME	0- 0	0- 0	4- 0				
2- 6	0- 1	0- 1	AWAY	0- 2	0- 1	2- 1				
0- 0	0- 0	0- 0	NEUTRAL	0- 0	0- 0	0- 0				
13- 1	0- 0	0- 0	CONFERENCE	0- 0	1- 1	12- 0				
7- 0	0- 0	0- 0	HOME	0- 0	1- 0	6- 0				
6- 1	0- 0	0- 0	AWAY	0- 0	0- 1	6- 0				
0- 0	0- 0	0- 0	NEUTRAL	0- 0	0- 0	0- 0				

RPI 1-25				RPI 26-50				RPI 51-100				RPI 101+ Team's RPI: 112			
RPI	S	Opponent	Score	RPI	S	Opponent	Score	RPI	S	Opponent	Score	RPI	S	Opponent	Score
20	A	Louisville	57 70	30	A	Purdue	39 65	70	A	Central Ark.	65 69	111	A	Eastern Ill.	63 70
23	H	Vanderbilt	84 99					85	A	Memphis	69 90	111	H	Eastern Ill.	94 86
												138	A	Indiana St.	55 66
												174	H	SIU Edwardsville	91 59
												217	A	Southern Miss.	88 69
												227	A	Arkansas St.	68 83
												243	H	Tennessee Tech	83 61
												253	H	Belmont	67 48
												254	H	Southern Ill.	91 70
												256	A	Saint Louis	70 55
												266	A	Eastern Ky.	84 61
												278	A	Austin Peay	88 83
												285	H	Evansville	78 69
												287	A	Tennessee St.	114 105
												287	H	Tennessee St.	105 90
												302	A	Morehead St.	81 61
												311	A	Murray St.	91 67
												311	H	Murray St.	84 67
												314	H	Air Force	84 60
												321	A	Southeast Mo. St.	77 44
												321	H	Southeast Mo. St.	88 47
												340	H	Jacksonville St.	99 67
LAST 12 Division I GAMES:															
321	A	Southeast Mo. St.	77 44	287	H	Tennessee St.	105 90								
311	A	Murray St.	91 67	321	H	Southeast Mo. St.	88 47								
111	H	Eastern Ill.	94 86	302	A	Morehead St.	81 61								
340	H	Jacksonville St.	99 67	266	A	Eastern Ky.	84 61								
311	H	Murray St.	84 67	111	A	Eastern Ill.	63 70								
278	A	Austin Peay	88 83	227	A	Arkansas St.	68 83								

Non-Div I Games:

UT Martin

■ Loss,
 ■ Non-Conf, S Site,
 ■ Home
 ■ Away
 N Neutral

Average RPI Win:	205	WON-LOST	WINNING	LAST 12	STRENGTH OF	OPP. STRENGTH	TEAM	ADJ.	CONF.	ADJ CONF.
Average RPI Loss:	140	RECORD	PCT. RANK	GAMES	SCHEDULE	OF SCHEDULE	RPI	RPI	RPI	RPI
DIV. I ONLY	24- 2	7	12- 0	268	160	56	56	11	11	
DIV. I NON-CONF.	11- 2	24	0- 0	288	291	106	106	12	12	
TOTALS	RPI 1-25	RPI 26-50	W-L RECORDS	RPI 51-100	RPI 101-150	RPI 150+				
24- 2	0- 0	0- 0	OVERALL	4- 1	2- 0	18- 1				
14- 1	0- 0	0- 0	HOME	3- 0	2- 0	9- 1				
10- 1	0- 0	0- 0	AWAY	1- 1	0- 0	9- 0				
0- 0	0- 0	0- 0	NEUTRAL	0- 0	0- 0	0- 0				
11- 2	0- 0	0- 0	NON-CONFERENCE	1- 1	2- 0	8- 1				
8- 1	0- 0	0- 0	HOME	1- 0	2- 0	5- 1				
3- 1	0- 0	0- 0	AWAY	0- 1	0- 0	3- 0				
0- 0	0- 0	0- 0	NEUTRAL	0- 0	0- 0	0- 0				
13- 0	0- 0	0- 0	CONFERENCE	3- 0	0- 0	10- 0				
6- 0	0- 0	0- 0	HOME	2- 0	0- 0	4- 0				
7- 0	0- 0	0- 0	AWAY	1- 0	0- 0	6- 0				
0- 0	0- 0	0- 0	NEUTRAL	0- 0	0- 0	0- 0				

RPI 1-25			RPI 26-50			RPI 51-100			Team's RPI: 56	RPI 101+					
RPI	S	Opponent	Score	RPI	S	Opponent	Score	RPI	S	Opponent	Score	RPI	S	Opponent	Score
								52	A	Tulane	65 64	128	H	Denver	80 49
								52	H	Tulane	80 65	133	H	Northern Colo.	74 51
								54	A	Arizona St.	45 47	154	H	Marshall	64 56
								73	H	Idaho St.	79 63	159	H	Lamar	81 52
								85	H	Memphis	66 60	162	H	UCF	67 38
												184	A	Tulsa	64 54
												184	H	Tulsa	67 56
												193	A	Rice	45 41
												212	A	SMU	64 53
												217	A	Southern Miss.	70 63
												225	H	UC Santa Barbara	48 49
												226	H	Texas St.	81 58
												255	A	Loyola Marymount	68 48
												261	A	East Carolina	66 56
												262	H	Tex.-Pan American	62 51
												293	A	New Mexico	53 43
												319	A	Houston	71 51
												319	H	Houston	87 43
												326	A	New Mexico St.	76 72
												326	H	New Mexico St.	63 27
												342	H	Houston Baptist	82 53
LAST 12 Division I GAMES:															
				319	A	Houston	71 51					217	A	Southern Miss.	70 63
				184	A	Tulsa	64 54					319	H	Houston	87 43
				52	H	Tulane	80 65					261	A	East Carolina	66 56
				154	H	Marshall	64 56					52	A	Tulane	65 64
				193	A	Rice	45 41					184	H	Tulsa	67 56
				162	H	UCF	67 38					85	H	Memphis	66 60

Non-Div I Games:

UTEP

■ Loss,
 ■ Non-Conf, S Site,
 ■ Home
 ■ Away
 N Neutral

Average RPI Win: 223	WON-LOST	WINNING	LAST 12	STRENGTH OF	OPP. STRENGTH	TEAM	ADJ.	CONF.	ADJ CONF.
Average RPI Loss: 174	RECORD	PCT. RANK	GAMES	SCHEDULE	OF SCHEDULE	RPI	RPI	RPI	RPI
DIV. I ONLY	7- 18	277	3- 9	208	245	300	300	24	24
DIV. I NON-CONF.	4- 9	256	0- 0	162	131	276	276	26	26
TOTALS	RPI 1-25	RPI 26-50	W-L RECORDS	RPI 51-100	RPI 101-150	RPI 150+			
7- 18	0- 0	0- 1	OVERALL	0- 1	2- 4	5- 12			
6- 8	0- 0	0- 0	HOME	0- 1	2- 3	4- 4			
1- 10	0- 0	0- 1	AWAY	0- 0	0- 1	1- 8			
0- 0	0- 0	0- 0	NEUTRAL	0- 0	0- 0	0- 0			
4- 9	0- 0	0- 1	NON-CONFERENCE	0- 1	2- 3	2- 4			
4- 5	0- 0	0- 0	HOME	0- 1	2- 2	2- 2			
0- 4	0- 0	0- 1	AWAY	0- 0	0- 1	0- 2			
0- 0	0- 0	0- 0	NEUTRAL	0- 0	0- 0	0- 0			
3- 9	0- 0	0- 0	CONFERENCE	0- 0	0- 1	3- 8			
2- 3	0- 0	0- 0	HOME	0- 0	0- 1	2- 2			
1- 6	0- 0	0- 0	AWAY	0- 0	0- 0	1- 6			
0- 0	0- 0	0- 0	NEUTRAL	0- 0	0- 0	0- 0			

RPI S	Opponent	Score	RPI S	Opponent	Score	RPI S	Opponent	Score	RPI S	Opponent	Score	Team's RPI: 300
36	A Southern California	56 74	96	H Creighton	53 54	101	H Wichita St.	56 69	106	H Missouri	50 70	
						107	H McNeese St.	54 65	120	A UNLV	67 74	
						129	H Detroit	59 55	147	H FIU	61 54	
						155	A Stephen F. Austin	64 73	155	H Stephen F. Austin	50 46	
						159	H Lamar	51 54	168	A Sam Houston St.	55 67	
						168	H Sam Houston St.	50 63	172	H South Ala.	42 54	
						178	A TCU	30 65	193	H Rice	46 71	
						212	A SMU	65 69	214	A Nicholls St.	62 68	
						226	H Texas St.	67 53	262	H Tex.-Pan American	68 54	
						304	A Texas-Arlington	40 51	313	A Southeastern La.	63 64	
						319	H Houston	70 59	323	A A&M-Corpus Christi	58 38	
						327	A Northwestern St.	57 61				
LAST 12 Division I GAMES:												
214	A Nicholls St.	62 68	168	A Sam Houston St.	55 67							
107	H McNeese St.	54 65	226	H Texas St.	67 53							
155	A Stephen F. Austin	64 73	327	A Northwestern St.	57 61							
313	A Southeastern La.	63 64	155	H Stephen F. Austin	50 46							
159	H Lamar	51 54	323	A A&M-Corpus Christi	58 38							
304	A Texas-Arlington	40 51	168	H Sam Houston St.	50 63							

Non-Div I Games:

UTSA

■ Loss,
 ■ Non-Conf,
 ■ S Site,
 ■ H Home
 ■ A Away
 N Neutral

Utah

Average RPI Win: **185**
 Average RPI Loss: **69**

WON-LOST
 RECORD

WINNING
 PCT. RANK

LAST 12
 GAMES

Through Games Of Sunday, February 19, 2012

STRENGTH OF
 SCHEDULE

OPP. STRENGTH
 OF SCHEDULE

TEAM
 RPI

ADJ.
 RPI

CONF.
 RPI

ADJ CONF.
 RPI

DIV. I ONLY	13- 12	160	6- 6	64	88	116	116	4	4
DIV. I NON-CONF.	7- 4	98	0- 0	199	276	132	132	5	5
TOTALS	RPI 1-25	RPI 26-50	W-L RECORDS	RPI 51-100	RPI 101-150	RPI 150+			
13- 12	0- 1	1- 5	OVERALL	3- 2	4- 3	5- 1			
9- 4	0- 1	1- 2	HOME	2- 0	1- 1	5- 0			
3- 7	0- 0	0- 3	AWAY	1- 2	2- 2	0- 0			
1- 1	0- 0	0- 0	NEUTRAL	0- 0	1- 0	0- 1			
7- 4	0- 0	0- 3	NON-CONFERENCE	1- 0	1- 0	5- 1			
6- 0	0- 0	0- 0	HOME	1- 0	0- 0	5- 0			
0- 3	0- 0	0- 3	AWAY	0- 0	0- 0	0- 0			
1- 1	0- 0	0- 0	NEUTRAL	0- 0	1- 0	0- 1			
6- 8	0- 1	1- 2	CONFERENCE	2- 2	3- 3	0- 0			
3- 4	0- 1	1- 2	HOME	1- 0	1- 1	0- 0			
3- 4	0- 0	0- 0	AWAY	1- 2	2- 2	0- 0			
0- 0	0- 0	0- 0	NEUTRAL	0- 0	0- 0	0- 0			

RPI 1-25				RPI 26-50				RPI 51-100				RPI 101+ Team's RPI: 116			
RPI	S	Opponent	Score	RPI	S	Opponent	Score	RPI	S	Opponent	Score	RPI	S	Opponent	Score
3	H	Stanford	43 62	27	H	California	56 63	54	A	Arizona St.	51 59	110	A	Washington St.	43 60
				31	A	Arkansas	56 57	54	H	Arizona St.	50 46	121	A	Oregon	67 72
				36	H	Southern California	63 55	61	A	Oregon St.	49 62	124	A	Colorado	61 56
				37	A	Michigan	50 55	73	H	Idaho St.	56 31	124	H	Colorado	52 58
				45	A	BYU	58 63	94	A	Washington	49 36	129	N	Detroit	64 55
				48	H	UCLA	60 65					148	A	Arizona	65 60
												148	H	Arizona	73 67
												172	N	South Ala.	53 61
												297	H	Utah Valley	82 51
												303	H	Southern Utah	74 60
												326	H	New Mexico St.	74 37
												333	H	Weber St.	81 63
												339	H	Texas Southern	75 33
LAST 12 Division I GAMES:															
124	A	Colorado	61 56	48	H	UCLA	60 65	54	A	Arizona St.	51 59				
148	H	Arizona	73 67					148	A	Arizona	65 60				
				54	H	Arizona St.	50 46	27	H	California	56 63				
				61	A	Oregon St.	49 62	3	H	Stanford	43 62				
				121	A	Oregon	67 72	94	A	Washington	49 36				
				36	H	Southern California	63 55								

U
t
a
hU
t
a
h

Non-Div I Games:

Utah

Loss, Non-Conf, S Site, H Home A Away N Neutral

Average RPI Win:	278	WON-LOST	WINNING	LAST 12	STRENGTH OF	OPP. STRENGTH	TEAM	ADJ.	CONF.	ADJ CONF.
Average RPI Loss:	98	RECORD	PCT. RANK	GAMES	SCHEDULE	OF SCHEDULE	RPI	RPI	RPI	RPI
DIV. I ONLY	16- 8	85	9- 3	258	280	136	136	25	25	
DIV. I NON-CONF.	8- 5	107	1- 0	198	309	124	124	24	24	
TOTALS	RPI 1-25	RPI 26-50	W-L RECORDS	RPI 51-100	RPI 101-150	RPI 150+				
16- 8	0- 0	0- 1	OVERALL	0- 4	0- 1	16- 2				
7- 3	0- 0	0- 1	HOME	0- 1	0- 0	7- 1				
9- 5	0- 0	0- 0	AWAY	0- 3	0- 1	9- 1				
0- 0	0- 0	0- 0	NEUTRAL	0- 0	0- 0	0- 0				
8- 5	0- 0	0- 1	NON-CONFERENCE	0- 2	0- 1	8- 1				
5- 1	0- 0	0- 1	HOME	0- 0	0- 0	5- 0				
3- 4	0- 0	0- 0	AWAY	0- 2	0- 1	3- 1				
0- 0	0- 0	0- 0	NEUTRAL	0- 0	0- 0	0- 0				
8- 3	0- 0	0- 0	CONFERENCE	0- 2	0- 0	8- 1				
2- 2	0- 0	0- 0	HOME	0- 1	0- 0	2- 1				
6- 1	0- 0	0- 0	AWAY	0- 1	0- 0	6- 0				
0- 0	0- 0	0- 0	NEUTRAL	0- 0	0- 0	0- 0				

RPI S	Opponent	Score	RPI S	Opponent	Score	RPI S	Opponent	Score	RPI S	Opponent	Score	Team's RPI: 136
45	H BYU	65 73	58	A Fresno St.	60 78	130	A Montana St.	61 78	166	A Montana	60 61	
			58	H Fresno St.	67 90	190	A Louisiana Tech	79 62	190	H Louisiana Tech	76 82	
			65	A South Dakota St.	73 84	219	A UC Irvine	69 64	232	A Wyoming	62 56	
			73	A Idaho St.	65 67	247	A Hawaii	69 55	252	A Boise St.	64 52	
						252	H Boise St.	97 86	281	A San Jose St.	78 73	
						294	A Nevada	84 72	294	H Nevada	91 69	
						297	H Utah Valley	61 43	299	A Idaho	78 70	
						301	H Northern Ariz.	70 51	307	H UC Riverside	71 68	
						326	A New Mexico St.	74 56	326	H New Mexico St.	57 45	
						333	H Weber St.	73 63				
LAST 12 Division I GAMES:												
58	A Fresno St.	60 78	299	A Idaho	78 70							
294	A Nevada	84 72	294	H Nevada	91 69							
326	H New Mexico St.	57 45	58	H Fresno St.	67 90							
190	H Louisiana Tech	76 82	190	A Louisiana Tech	79 62							
247	A Hawaii	69 55	326	A New Mexico St.	74 56							
281	A San Jose St.	78 73	297	H Utah Valley	61 43							

Non-Div I Games: Asbury 83 53

Utah St.

Utah Valley

Through Games Of Sunday, February 19, 2012

Average RPI Win:	269	WON-LOST	WINNING	LAST 12	STRENGTH OF	OPP. STRENGTH	TEAM	ADJ.	CONF.	ADJ CONF.
Average RPI Loss:	236	RECORD	PCT. RANK	GAMES	SCHEDULE	OF SCHEDULE	RPI	RPI	RPI	RPI
DIV. I ONLY	11- 12	184	5- 6	340	312	297	297	33	33	
DIV. I NON-CONF.	7- 10	211	1- 4	334	266	310	310	33	33	
TOTALS	RPI 1-25	RPI 26-50	W-L RECORDS	RPI 51-100	RPI 101-150	RPI 150+				
11- 12	0- 0	0- 0	OVERALL	1- 1	0- 3	10- 8				
7- 4	0- 0	0- 0	HOME	1- 1	0- 0	6- 3				
3- 8	0- 0	0- 0	AWAY	0- 0	0- 3	3- 5				
1- 0	0- 0	0- 0	NEUTRAL	0- 0	0- 0	1- 0				
7- 10	0- 0	0- 0	NON-CONFERENCE	1- 1	0- 3	6- 6				
5- 3	0- 0	0- 0	HOME	1- 1	0- 0	4- 2				
1- 7	0- 0	0- 0	AWAY	0- 0	0- 3	1- 4				
1- 0	0- 0	0- 0	NEUTRAL	0- 0	0- 0	1- 0				
4- 2	0- 0	0- 0	CONFERENCE	0- 0	0- 0	4- 2				
2- 1	0- 0	0- 0	HOME	0- 0	0- 0	2- 1				
2- 1	0- 0	0- 0	AWAY	0- 0	0- 0	2- 1				
0- 0	0- 0	0- 0	NEUTRAL	0- 0	0- 0	0- 0				

RPI 1-25			RPI 26-50			RPI 51-100			RPI 101+ Team's RPI: 297		
RPI	S	Opponent	Score	RPI	S	Opponent	Score	RPI	S	Opponent	Score
						73 H Idaho St.	68 59	116 A Utah		51 82	
						100 H South Dakota	54 63	136 A Utah St.		43 61	
								142 A Seattle		41 70	
								184 H Tulsa		78 62	
								236 A North Dakota		58 54	
								250 A Long Beach St.		43 75	
								252 A Boise St.		64 85	
								262 H Tex.-Pan American		66 51	
								281 H San Jose St.		45 57	
								287 H Longwood		64 59	
								296 N Kent St.		46 45	
								301 A Northern Ariz.		59 73	
								301 H Northern Ariz.		73 56	
								303 A Southern Utah		65 80	
								303 H Southern Utah		59 60	
								320 A NJIT		61 54	
								320 H NJIT		46 48	
								332 A Chicago St.		42 69	
								332 H Chicago St.		74 61	
								333 A Weber St.		72 65	
								333 H Weber St.		63 59	
LAST 12 Division I GAMES:											
142 A		Seattle	41 70	236 A		North Dakota	58 54				
332 H		Chicago St.	74 61	287 H		Longwood	64 59				
320 H		NJIT	46 48	136 A		Utah St.	43 61				
262 H		Tex.-Pan American	66 51	281 H		San Jose St.	45 57				
320 A		NJIT	61 54	252 A		Boise St.	64 85				
332 A		Chicago St.	42 69	116 A		Utah	51 82				

Non-Div I Games: Walla Walla 104 46

Utah Valley

Loss, Non-Conf, S Site, H Home A Away N Neutral

Average RPI Win:	179	WON-LOST	WINNING	LAST 12	STRENGTH OF	OPP. STRENGTH	TEAM	ADJ.	CONF.	ADJ CONF.
Average RPI Loss:	88	RECORD	PCT. RANK	GAMES	SCHEDULE	OF SCHEDULE	RPI	RPI	RPI	RPI
DIV. I ONLY	15- 11	123	6- 6	77	98	99	99	7	7	
DIV. I NON-CONF.	7- 4	98	0- 0	65	193	84	84	7	7	
TOTALS	RPI 1-25	RPI 26-50	W-L RECORDS	RPI 51-100	RPI 101-150	RPI 150+				
15- 11	0- 2	0- 3	OVERALL	3- 2	2- 2	10- 2				
7- 6	0- 0	0- 2	HOME	2- 1	1- 2	4- 1				
7- 5	0- 2	0- 1	AWAY	1- 1	1- 0	5- 1				
1- 0	0- 0	0- 0	NEUTRAL	0- 0	0- 0	1- 0				
7- 4	0- 1	0- 1	NON-CONFERENCE	0- 0	2- 2	5- 0				
2- 3	0- 0	0- 1	HOME	0- 0	1- 2	1- 0				
4- 1	0- 1	0- 0	AWAY	0- 0	1- 0	3- 0				
1- 0	0- 0	0- 0	NEUTRAL	0- 0	0- 0	1- 0				
8- 7	0- 1	0- 2	CONFERENCE	3- 2	0- 0	5- 2				
5- 3	0- 0	0- 1	HOME	2- 1	0- 0	3- 1				
3- 4	0- 1	0- 1	AWAY	1- 1	0- 0	2- 1				
0- 0	0- 0	0- 0	NEUTRAL	0- 0	0- 0	0- 0				

RPI	S	Opponent	Score	RPI	S	Opponent	Score	RPI	S	Opponent	Score	RPI	S	Opponent	Score
7	A	Delaware	49 68	35	A	James Madison	43 64	53	H	Hofstra	76 60	108	A	Liberty	52 47
9	A	Miami (FL)	61 91	35	H	James Madison	64 65	74	A	Towson	66 59	119	H	Charlotte	58 68
				47	H	Richmond	77 78	84	A	UNC Wilmington	56 57	143	H	Coppin St.	74 66
								84	H	UNC Wilmington	65 53	150	H	High Point	67 82
								90	H	Drexel	41 47	152	A	UMKC	78 70
												188	A	Old Dominion	67 56
												188	H	Old Dominion	76 72
												191	A	George Mason	58 71
												204	A	William & Mary	83 80
												204	H	William & Mary	63 66
												210	A	Winthrop	69 52
												231	H	Northeastern	67 60
												241	H	Georgia St.	75 70
												261	A	East Carolina	62 49
												276	H	Norfolk St.	79 59
												279	N	Morgan St.	73 52
LAST 12 Division I GAMES:															
188	A	Old Dominion	67 56	241	H	Georgia St.	75 70								
204	H	William & Mary	63 66	90	H	Drexel	41 47								
35	H	James Madison	64 65	191	A	George Mason	58 71								
53	H	Hofstra	76 60	84	A	UNC Wilmington	56 57								
7	A	Delaware	49 68	204	A	William & Mary	83 80								
74	A	Towson	66 59	188	H	Old Dominion	76 72								

Non-Div I Games:

VCU

■ Loss,
 ■ Non-Conf, S Site,
 ■ Home
 ■ Away
 N Neutral

Valparaiso

Through Games Of Sunday, February 19, 2012

Average RPI Win:	224	WON-LOST	WINNING	LAST 12	STRENGTH OF	OPP. STRENGTH	TEAM	ADJ.	CONF.	ADJ CONF.
Average RPI Loss:	179	RECORD	PCT. RANK	GAMES	SCHEDULE	OF SCHEDULE	RPI	RPI	RPI	RPI
DIV. I ONLY	7- 17	274	4- 8	195	252	275	275	13	13	
DIV. I NON-CONF.	3- 7	262	0- 0	183	279	272	272	16	16	
TOTALS	RPI 1-25	RPI 26-50	W-L RECORDS	RPI 51-100	RPI 101-150	RPI 150+				
7- 17	0- 1	0- 0	OVERALL	0- 0	1- 6	6- 10				
4- 8	0- 1	0- 0	HOME	0- 0	1- 1	3- 6				
3- 8	0- 0	0- 0	AWAY	0- 0	0- 4	3- 4				
0- 1	0- 0	0- 0	NEUTRAL	0- 0	0- 1	0- 0				
3- 7	0- 0	0- 0	NON-CONFERENCE	0- 0	1- 2	2- 5				
2- 3	0- 0	0- 0	HOME	0- 0	1- 0	1- 3				
1- 3	0- 0	0- 0	AWAY	0- 0	0- 1	1- 2				
0- 1	0- 0	0- 0	NEUTRAL	0- 0	0- 1	0- 0				
4- 10	0- 1	0- 0	CONFERENCE	0- 0	0- 4	4- 5				
2- 5	0- 1	0- 0	HOME	0- 0	0- 1	2- 3				
2- 5	0- 0	0- 0	AWAY	0- 0	0- 3	2- 2				
0- 0	0- 0	0- 0	NEUTRAL	0- 0	0- 0	0- 0				

RPI 1-25				RPI 26-50				RPI 51-100				RPI 101+ Team's RPI: 275			
RPI	S	Opponent	Score	RPI	S	Opponent	Score	RPI	S	Opponent	Score	RPI	S	Opponent	Score
25	H	Green Bay	37 65									111	H	Eastern Ill.	53 50
												124	A	Colorado	32 60
												129	A	Detroit	52 68
												130	N	Montana St.	55 71
												144	A	Wright St.	42 58
												145	A	Ill.-Chicago	43 54
												145	H	Ill.-Chicago	43 54
												174	A	SIU Edwardsville	64 67
												179	A	Pittsburgh	56 65
												192	H	Lehigh	39 41
												193	H	Rice	46 54
												202	A	Butler	72 59
												202	H	Butler	58 53
												230	H	Milwaukee	47 55
												234	A	Loyola Chicago	56 86
												234	H	Loyola Chicago	69 46
												239	H	Western Ill.	55 67
												244	A	Youngstown St.	58 64
												244	H	Youngstown St.	48 55
												258	A	Ball St.	67 53
												268	A	Cleveland St.	66 48
												268	H	Cleveland St.	45 49
												291	H	IPFW	64 43
LAST 12 Division I GAMES:															
234	H	Loyola Chicago	69 46	230	H	Milwaukee	47 55								
145	H	Ill.-Chicago	43 54	145	A	Ill.-Chicago	43 54								
202	A	Butler	72 59	234	A	Loyola Chicago	56 86								
268	A	Cleveland St.	66 48	202	H	Butler	58 53								
244	A	Youngstown St.	58 64	244	H	Youngstown St.	48 55								
25	H	Green Bay	37 65	268	H	Cleveland St.	45 49								

Non-Div I Games: Ind.-Northwest 80 47

Valparaiso

■ Loss,
 ■ Non-Conf, S Site,
 ■ Home
 ■ Away
 N Neutral

Vanderbilt

Through Games Of Sunday, February 19, 2012

Average RPI Win:	144	WON-LOST	WINNING	LAST 12	STRENGTH OF	OPP. STRENGTH	TEAM	ADJ.	CONF.	ADJ CONF.
Average RPI Loss:	36	RECORD	PCT. RANK	GAMES	SCHEDULE	OF SCHEDULE	RPI	RPI	RPI	RPI
DIV. I ONLY	20- 6	28	8- 4	42	52	23	23	3	3	
DIV. I NON-CONF.	12- 1	9	0- 0	179	215	34	34	3	3	
TOTALS	RPI 1-25	RPI 26-50	W-L RECORDS	RPI 51-100	RPI 101-150	RPI 150+				
20- 6	3- 2	2- 3	OVERALL	1- 1	6- 0	8- 0				
16- 1	3- 0	2- 1	HOME	1- 0	3- 0	7- 0				
4- 5	0- 2	0- 2	AWAY	0- 1	3- 0	1- 0				
0- 0	0- 0	0- 0	NEUTRAL	0- 0	0- 0	0- 0				
12- 1	1- 0	0- 0	NON-CONFERENCE	1- 1	3- 0	7- 0				
10- 0	1- 0	0- 0	HOME	1- 0	2- 0	6- 0				
2- 1	0- 0	0- 0	AWAY	0- 1	1- 0	1- 0				
0- 0	0- 0	0- 0	NEUTRAL	0- 0	0- 0	0- 0				
8- 5	2- 2	2- 3	CONFERENCE	0- 0	3- 0	1- 0				
6- 1	2- 0	2- 1	HOME	0- 0	1- 0	1- 0				
2- 4	0- 2	0- 2	AWAY	0- 0	2- 0	0- 0				
0- 0	0- 0	0- 0	NEUTRAL	0- 0	0- 0	0- 0				

RPI 1-25				Team's RPI: 23				RPI 26-50				RPI 51-100				RPI 101+			
RPI	S	Opponent	Score	RPI	S	Opponent	Score	RPI	S	Opponent	Score	RPI	S	Opponent	Score	RPI	S	Opponent	Score
4	A	Tennessee	64 87	26	H	LSU	81 72	75	H	Florida St.	64 59	112	A	UT Martin	99 84				
4	H	Tennessee	93 79	31	A	Arkansas	47 69	95	A	North Carolina St.	59 66	115	A	Auburn	66 61				
18	H	Oklahoma	78 66	33	A	South Carolina	55 65					115	H	Auburn	66 58				
22	A	Georgia	63 76	33	H	South Carolina	60 65					122	A	Mississippi St.	65 59				
22	H	Georgia	68 48	34	H	Florida	75 69					128	H	Denver	77 56				
</																			

Average RPI Win:	244	WON-LOST	WINNING	LAST 12	STRENGTH OF	OPP. STRENGTH	TEAM	ADJ.	CONF.	ADJ CONF.
Average RPI Loss:	158	RECORD	PCT. RANK	GAMES	SCHEDULE	OF SCHEDULE	RPI	RPI	RPI	RPI
DIV. I ONLY	10- 18	256	3- 9	283	205	271	271	15	15	
DIV. I NON-CONF.	6- 7	181	0- 0	304	218	243	243	14	14	
TOTALS	RPI 1-25	RPI 26-50	W-L RECORDS	RPI 51-100	RPI 101-150	RPI 150+				
10- 18	0- 1	0- 1	OVERALL	2- 5	1- 1	7- 10				
5- 7	0- 0	0- 0	HOME	1- 3	1- 0	3- 4				
4- 9	0- 0	0- 1	AWAY	1- 2	0- 1	3- 5				
1- 2	0- 1	0- 0	NEUTRAL	0- 0	0- 0	1- 1				
6- 7	0- 1	0- 1	NON-CONFERENCE	1- 0	1- 1	4- 4				
3- 1	0- 0	0- 0	HOME	1- 0	1- 0	1- 1				
2- 4	0- 0	0- 1	AWAY	0- 0	0- 1	2- 2				
1- 2	0- 1	0- 0	NEUTRAL	0- 0	0- 0	1- 1				
4- 11	0- 0	0- 0	CONFERENCE	1- 5	0- 0	3- 6				
2- 6	0- 0	0- 0	HOME	0- 3	0- 0	2- 3				
2- 5	0- 0	0- 0	AWAY	1- 2	0- 0	1- 3				
0- 0	0- 0	0- 0	NEUTRAL	0- 0	0- 0	0- 0				

RPI S	Opponent	Score	RPI S	Opponent	Score	RPI S	Opponent	Score	RPI S	Opponent	Score	Team's RPI: 271
21 N	Georgetown	53 65	42 A	Nebraska	41 94	62 H	Saint Joseph's	80 67	109 H	Fairfield	65 48	
						77 A	Boston U.	64 72	126 A	Marquette	60 71	
						77 H	Boston U.	60 61	151 N	La Salle	59 68	
						81 A	Hartford	57 50	153 H	UMBC	58 67	
						81 H	Hartford	52 63	187 A	New Hampshire	48 58	
						87 A	Albany (NY)	47 65	187 H	New Hampshire	63 69	
						87 H	Albany (NY)	56 59	201 A	Brown	57 61	
									229 A	Binghamton	43 54	
									229 H	Binghamton	69 48	
									231 A	Northeastern	62 78	
									273 H	Dartmouth	62 72	
									308 H	Colgate	61 49	
									315 A	Stony Brook	63 36	
									315 H	Stony Brook	47 54	
									317 A	Maine	60 70	
									317 H	Maine	71 54	
									337 A	Columbia	63 52	
									339 N	Texas Southern	72 60	
									342 A	Houston Baptist	60 47	
LAST 12 Division I GAMES:												
317 H	Maine	71 54	315 A	Stony Brook	63 36							
87 H	Albany (NY)	56 59	153 H	UMBC	58 67							
187 A	New Hampshire	48 58	87 A	Albany (NY)	47 65							
229 A	Binghamton	43 54	317 A	Maine	60 70							
81 H	Hartford	52 63	187 H	New Hampshire	63 69							
77 A	Boston U.	64 72	229 H	Binghamton	69 48							

Non-Div I Games:

Vermont

■ Loss,
 ■ Non-Conf, S Site,
 ■ Home
 ■ Away
 N Neutral

Average RPI Win:	122	WON-LOST	WINNING	LAST 12	STRENGTH OF	OPP. STRENGTH	TEAM	ADJ.	CONF.	ADJ CONF.
Average RPI Loss:	44	RECORD	PCT. RANK	GAMES	SCHEDULE	OF SCHEDULE	RPI	RPI	RPI	RPI
DIV. I ONLY	14- 12	145	4- 8	7	31	32	32	2	2	
DIV. I NON-CONF.	9- 3	61	1- 0	4	101	9	9	2	2	
TOTALS	RPI 1-25	RPI 26-50	W-L RECORDS	RPI 51-100	RPI 101-150	RPI 150+				
14- 12	1- 7	1- 2	OVERALL	4- 1	2- 1	6- 1				
6- 4	0- 4	0- 0	HOME	2- 0	1- 0	3- 0				
6- 8	0- 3	1- 2	AWAY	1- 1	1- 1	3- 1				
2- 0	1- 0	0- 0	NEUTRAL	1- 0	0- 0	0- 0				
9- 3	1- 1	1- 1	NON-CONFERENCE	3- 0	0- 0	4- 1				
2- 1	0- 1	0- 0	HOME	1- 0	0- 0	1- 0				
5- 2	0- 0	1- 1	AWAY	1- 0	0- 0	3- 1				
2- 0	1- 0	0- 0	NEUTRAL	1- 0	0- 0	0- 0				
5- 9	0- 6	0- 1	CONFERENCE	1- 1	2- 1	2- 0				
4- 3	0- 3	0- 0	HOME	1- 0	1- 0	2- 0				
1- 6	0- 3	0- 1	AWAY	0- 1	1- 1	0- 0				
0- 0	0- 0	0- 0	NEUTRAL	0- 0	0- 0	0- 0				

RPI S	Opponent	Score	RPI S	Opponent	Score	Team's RPI: 32	RPI S	Opponent	Score	RPI S	Opponent	Score
2	H Connecticut	49 72	28	A Princeton	41 56		59	A Temple	56 47	102	A Providence	69 42
5	A Notre Dame	43 76	40	A West Virginia	56 61		62	H Saint Joseph's	52 46	102	H Providence	59 53
7	H Delaware	56 64	44	A Marist	60 53		68	N Michigan St.	75 64	126	A Marquette	50 51
13	H Rutgers	52 61					88	H Cincinnati	62 53	151	A La Salle	67 51
14	A DePaul	73 79					91	A South Fla.	39 54	165	A Monmouth	48 49
16	N St. Bonaventure	55 44								170	H Seton Hall	62 53
20	A Louisville	58 62								179	H Pittsburgh	70 62
21	H Georgetown	54 60								192	A Lehigh	62 54
										235	A Iona	76 47
										240	H Penn	52 30
LAST 12 Division I GAMES:												
13	H Rutgers	52 61	20	A Louisville	58 62							
21	H Georgetown	54 60	88	H Cincinnati	62 53							
91	A South Fla.	39 54	5	A Notre Dame	43 76							
14	A DePaul	73 79	240	H Penn	52 30							
102	H Providence	59 53	2	H Connecticut	49 72							
170	H Seton Hall	62 53	126	A Marquette	50 51							

Non-Div I Games: USciences 77 44

Villanova

■ Loss,
 ■ Non-Conf,
 ■ S Site,
 ■ H Home
 ■ A Away
 N Neutral

Virginia

Average RPI Win: 157

Average RPI Loss: 33

WON-LOST

WINNING

LAST 12

Through Games Of Sunday, February 19, 2012

STRENGTH OF

OPP. STRENGTH

TEAM

ADJ.

CONF.

ADJ CONF.

RECORD

PCT. RANK

GAMES

SCHEDULE

OF SCHEDULE

RPI

RPI

RPI

RPI

DIV. I ONLY

19- 9

83

7- 5

57

39

51

51

6

6

DIV. I NON-CONF.

12- 2

21

0- 0

64

29

20

20

6

6

TOTALS

RPI 1-25

RPI 26-50

W-L RECORDS

RPI 51-100

RPI 101-150

RPI 150+

19- 9

1- 5

2- 1

OVERALL

3- 3

3- 0

10- 0

13- 3

1- 2

1- 0

HOME

2- 1

2- 0

7- 0

6- 4

0- 3

1- 0

AWAY

1- 1

1- 0

3- 0

0- 2

0- 0

0- 1

NEUTRAL

0- 1

0- 0

0- 0

12- 2

1- 0

2- 1

NON-CONFERENCE

1- 1

3- 0

5- 0

9- 0

1- 0

1- 0

HOME

1- 0

2- 0

4- 0

3- 0

0- 0

1- 0

AWAY

0- 0

1- 0

1- 0

0- 2

0- 0

0- 1

NEUTRAL

0- 1

0- 0

0- 0

7- 7

0- 5

0- 0

CONFERENCE

2- 2

0- 0

5- 0

4- 3

0- 2

0- 0

HOME

1- 1

0- 0

3- 0

3- 4

0- 3

0- 0

AWAY

1- 1

0- 0

2- 0

0- 0

0- 0

0- 0

NEUTRAL

0- 0

0- 0

0- 0

RPI 1-25

RPI 26-50

RPI 51-100

Team's RPI: 51

RPI 101+

RPI	S	Opponent	Score
4	H	Tennessee	69 64
8	A	Maryland	61 68
8	H	Maryland	56 73
9	H	Miami (FL)	53 56
10	A	Duke	66 77
15	A	Georgia Tech	53 63

RPI	S	Opponent	Score
27	N	California	50 59
35	H	James Madison	59 53
47	A	Richmond	69 56

RPI	S	Opponent	Score
64	N	Texas	53 79
75	H	Florida St.	62 52
79	A	North Carolina	56 64
79	H	North Carolina	73 78
93	H	Appalachian St.	80 48
95	A	North Carolina St.	55 47

RPI	S	Opponent	Score
102	A	Providence	55 38
108	H	Liberty	64 38
150	H	High Point	67 41
194	H	Boston College	69 58
198	H	Radford	92 43
199	H	Indiana	65 49
200	A	Virginia Tech	66 40
200	H	Virginia Tech	52 39
228	A	Clemson	54 47
228	H	Clemson	68 36
238	H	Massachusetts	53 38
247	A	Hawaii	60 43
334	H	Wagner	84 41

LAST 12 Division I GAMES:

200	A	Virginia Tech	66 40	15	A	Georgia Tech	53 63
8	H	Maryland	56 73	194	H	Boston College	69 58
228	H	Clemson	68 36	9	H	Miami (FL)	53 56
95	A	North Carolina St.	55 47	8	A	Maryland	61 68
79	A	North Carolina	56 64	200	H	Virginia Tech	52 39
75	H	Florida St.	62 52	228	A	Clemson	54 47

Non-Div I Games:

Virginia

Loss, Non-Conf, S Site, H Home A Away N Neutral

Page 322

Average RPI Win:	191	WON-LOST	WINNING	LAST 12	STRENGTH OF	OPP. STRENGTH	TEAM	ADJ.	CONF.	ADJ CONF.
Average RPI Loss:	88	RECORD	PCT. RANK	GAMES	SCHEDULE	OF SCHEDULE	RPI	RPI	RPI	RPI
DIV. I ONLY	7- 20	287	1- 11	90	47	200	200	6	6	
DIV. I NON-CONF.	4- 9	256	0- 0	116	81	208	208	6	6	
TOTALS	RPI 1-25	RPI 26-50	W-L RECORDS	RPI 51-100	RPI 101-150	RPI 150+				
7- 20	1- 4	0- 1	OVERALL	0- 9	0- 2	6- 4				
2- 10	0- 1	0- 0	HOME	0- 5	0- 1	2- 3				
5- 9	1- 3	0- 1	AWAY	0- 3	0- 0	4- 1				
0- 1	0- 0	0- 0	NEUTRAL	0- 0	0- 1	0- 0				
4- 9	0- 1	0- 1	NON-CONFERENCE	0- 3	0- 2	4- 2				
2- 3	0- 0	0- 0	HOME	0- 1	0- 1	2- 1				
2- 5	0- 1	0- 1	AWAY	0- 2	0- 0	2- 1				
0- 1	0- 0	0- 0	NEUTRAL	0- 0	0- 1	0- 0				
3- 11	1- 3	0- 0	CONFERENCE	0- 6	0- 0	2- 2				
0- 7	0- 1	0- 0	HOME	0- 4	0- 0	0- 2				
3- 4	1- 2	0- 0	AWAY	0- 2	0- 0	2- 0				
0- 0	0- 0	0- 0	NEUTRAL	0- 0	0- 0	0- 0				

RPI 1-25				RPI 26-50				RPI 51-100				RPI 101+ Team's RPI: 200			
RPI	S	Opponent	Score	RPI	S	Opponent	Score	RPI	S	Opponent	Score	RPI	S	Opponent	Score
8	A	Maryland	75 69	41	A	Iowa	47 58	51	A	Virginia	39 52	119	H	Charlotte	65 71
9	A	Miami (FL)	48 79					51	H	Virginia	40 66	125	N	Minnesota	64 65
10	A	Duke	45 67					57	A	St. Mary's (CA)	47 60	153	H	UMBC	57 52
10	H	Duke	34 61					66	A	Fla. Gulf Coast	41 69	162	A	UCF	32 41
24	A	Penn St.	28 66					75	A	Florida St.	60 78	188	A	Old Dominion	77 65
								75	H	Florida St.	40 75	194	A	Boston College	38 35
								79	H	North Carolina	37 56	194	H	Boston College	60 64
								88	H	Cincinnati	55 66	204	H	William & Mary	59 78
								95	H	North Carolina St.	53 65	223	A	George Washington	55 48
												228	A	Clemson	55 33
												228	H	Clemson	51 55
												341	H	N.C. Central	70 52
LAST 12 Division I GAMES:															
51	H	Virginia	40 66	8	A	Maryland	75 69								
10	A	Duke	45 67	9	A	Miami (FL)	48 79								
194	H	Boston College	60 64	79	H	North Carolina	37 56								
75	A	Florida St.	60 78	10	H	Duke	34 61								
228	H	Clemson	51 55	51	A	Virginia	39 52								
95	H	North Carolina St.	53 65	75	H	Florida St.	40 75								

Non-Div I Games:

Virginia Tech

■ Loss,
 ■ Non-Conf,
 ■ S Site,
 ■ H Home
 ■ A Away
 N Neutral

Average RPI Win:	334	WON-LOST	WINNING	LAST 12	STRENGTH OF	OPP. STRENGTH	TEAM	ADJ.	CONF.	ADJ CONF.
Average RPI Loss:	179	RECORD	PCT. RANK	GAMES	SCHEDULE	OF SCHEDULE	RPI	RPI	RPI	RPI
DIV. I ONLY	2- 24	337	0- 12	210	268	334	334	17	17	
DIV. I NON-CONF.	1- 10	329	0- 0	245	280	330	330	22	22	
TOTALS	RPI 1-25	RPI 26-50	W-L RECORDS	RPI 51-100	RPI 101-150	RPI 150+				
2- 24	0- 2	0- 1	OVERALL	0- 2	0- 2	2- 17				
2- 9	0- 0	0- 0	HOME	0- 0	0- 1	2- 8				
0- 14	0- 2	0- 1	AWAY	0- 2	0- 1	0- 8				
0- 1	0- 0	0- 0	NEUTRAL	0- 0	0- 0	0- 1				
1- 10	0- 2	0- 0	NON-CONFERENCE	0- 1	0- 0	1- 7				
1- 2	0- 0	0- 0	HOME	0- 0	0- 0	1- 2				
0- 7	0- 2	0- 0	AWAY	0- 1	0- 0	0- 4				
0- 1	0- 0	0- 0	NEUTRAL	0- 0	0- 0	0- 1				
1- 14	0- 0	0- 1	CONFERENCE	0- 1	0- 2	1- 10				
1- 7	0- 0	0- 0	HOME	0- 0	0- 1	1- 6				
0- 7	0- 0	0- 1	AWAY	0- 1	0- 1	0- 4				
0- 0	0- 0	0- 0	NEUTRAL	0- 0	0- 0	0- 0				

RPI S	Opponent	Score	RPI S	Opponent	Score	RPI S	Opponent	Score	RPI S	Opponent	Score	Team's RPI: 334
17	A St. John's (NY)	34 54	49	A Quinnipiac	60 77	51	A Virginia	41 84	131	A LIU Brooklyn	41 72	
24	A Penn St.	42 103				76	A Sacred Heart	57 67	131	H LIU Brooklyn	60 67	
									164	H Saint Francis (PA)	68 85	
									165	A Monmouth	42 65	
									165	H Monmouth	54 70	
									169	H Robert Morris	38 55	
									183	N Elon	57 60	
									187	H New Hampshire	72 73	
									192	H Lehigh	44 63	
									205	H Central Conn. St.	57 69	
									213	A Mt. St. Mary's	60 68	
									213	H Mt. St. Mary's	48 71	
									220	A Fairleigh Dickinson	49 86	
									222	H Bryant	67 71	
									264	A Army	46 70	
									306	A Lafayette	55 66	
									308	A Colgate	59 71	
									320	A NJIT	65 68	
									330	A St. Francis (NY)	34 48	
									330	H St. Francis (NY)	49 45	
									337	H Columbia	66 54	
LAST 12 Division I GAMES:												
165	H Monmouth	54 70	49	A Quinnipiac	60 77							
213	A Mt. St. Mary's	60 68	131	H LIU Brooklyn	60 67							
213	H Mt. St. Mary's	48 71	330	A St. Francis (NY)	34 48							
164	H Saint Francis (PA)	68 85	222	H Bryant	67 71							
169	H Robert Morris	38 55	205	H Central Conn. St.	57 69							
76	A Sacred Heart	57 67	220	A Fairleigh Dickinson	49 86							

Non-Div I Games:

Wagner

Wake Forest

Through Games Of Sunday, February 19, 2012

Average RPI Win:	183	WON-LOST	WINNING	LAST 12	STRENGTH OF	OPP. STRENGTH	TEAM	ADJ.	CONF.	ADJ CONF.
Average RPI Loss:	33	RECORD	PCT. RANK	GAMES	SCHEDULE	OF SCHEDULE	RPI	RPI	RPI	RPI
DIV. I ONLY	16- 11	115	5- 7	54	51	89	89	6	6	
DIV. I NON-CONF.	10- 3	49	0- 0	85	133	85	85	6	6	
TOTALS	RPI 1-25	RPI 26-50	W-L RECORDS	RPI 51-100	RPI 101-150	RPI 150+				
16- 11	0- 7	0- 1	OVERALL	3- 3	2- 0	11- 0				
11- 7	0- 3	0- 1	HOME	2- 3	2- 0	7- 0				
5- 4	0- 4	0- 0	AWAY	1- 0	0- 0	4- 0				
0- 0	0- 0	0- 0	NEUTRAL	0- 0	0- 0	0- 0				
10- 3	0- 1	0- 1	NON-CONFERENCE	1- 1	2- 0	7- 0				
8- 3	0- 1	0- 1	HOME	1- 1	2- 0	5- 0				
2- 0	0- 0	0- 0	AWAY	0- 0	0- 0	2- 0				
0- 0	0- 0	0- 0	NEUTRAL	0- 0	0- 0	0- 0				
6- 8	0- 6	0- 0	CONFERENCE	2- 2	0- 0	4- 0				
3- 4	0- 2	0- 0	HOME	1- 2	0- 0	2- 0				
3- 4	0- 4	0- 0	AWAY	1- 0	0- 0	2- 0				
0- 0	0- 0	0- 0	NEUTRAL	0- 0	0- 0	0- 0				

RPI 1-25				RPI 26-50				RPI 51-100 Team's RPI: 89				RPI 101+			
RPI	S	Opponent	Score	RPI	S	Opponent	Score	RPI	S	Opponent	Score	RPI	S	Opponent	Score
7	H	Delaware	57 70	46	H	Kansas	73 74	67	H	Howard	59 63	125	H	Minnesota	82 65
8	A	Maryland	58 86					75	H	Florida St.	65 55	143	H	Coppin St.	80 58
9	A	Miami (FL)	39 64					79	H	North Carolina	71 75	165	H	Monmouth	88 54
10	A	Duke	43 75					86	H	Davidson	68 66	170	A	Seton Hall	60 44
10	H	Duke	58 76					95	A	North Carolina St.	70 57	194	A	Boston College	73 60
15	A	Georgia Tech	67 71					95	H	North Carolina St.	66 75	194	H	Boston College	72 58
15	H	Georgia Tech	52 67									198	H	Radford	90 67
												212	A	SMU	65 53
												215	H	Md.-East. Shore	77 45
												228	A	Clemson	63 51
												228	H	Clemson	94 65
												277	H	Jacksonville	83 54
												324	H	Mercer	90 44
LAST 12 Division I GAMES:															
228	A	Clemson	63 51	79	H	North Carolina	71 75								
15	H	Georgia Tech	52 67	9	A	Miami (FL)	39 64								
95	A	North Carolina St.	70 57	228	H	Clemson	94 65								
75	H	Florida St.	65 55	8	A	Maryland	58 86								
194	A	Boston College	73 60	95	H	North Carolina St.	66 75								
10	A	Duke	43 75	15	A	Georgia Tech	67 71								

Non-Div I Games:

Wake Forest

■ Loss,
■ Non-Conf, S Site,
■ Home
■ Away
N Neutral

Average RPI Win: 177	WON-LOST	WINNING	LAST 12	STRENGTH OF	OPP. STRENGTH	TEAM	ADJ.	CONF.	ADJ CONF.
Average RPI Loss: 72	RECORD	PCT. RANK	GAMES	SCHEDULE	OF SCHEDULE	RPI	RPI	RPI	RPI
DIV. I ONLY	14- 11	132	5- 7	68	77	94	94	4	4
DIV. I NON-CONF.	8- 2	43	0- 0	207	295	91	91	5	5
TOTALS	RPI 1-25	RPI 26-50	W-L RECORDS	RPI 51-100	RPI 101-150	RPI 150+			
14- 11	0- 1	1- 2	OVERALL	0- 4	6- 4	7- 0			
9- 4	0- 0	0- 0	HOME	0- 2	4- 2	5- 0			
5- 7	0- 1	1- 2	AWAY	0- 2	2- 2	2- 0			
0- 0	0- 0	0- 0	NEUTRAL	0- 0	0- 0	0- 0			
8- 2	0- 0	0- 0	NON-CONFERENCE	0- 0	1- 2	7- 0			
6- 1	0- 0	0- 0	HOME	0- 0	1- 1	5- 0			
2- 1	0- 0	0- 0	AWAY	0- 0	0- 1	2- 0			
0- 0	0- 0	0- 0	NEUTRAL	0- 0	0- 0	0- 0			
6- 9	0- 1	1- 2	CONFERENCE	0- 4	5- 2	0- 0			
3- 3	0- 0	0- 0	HOME	0- 2	3- 1	0- 0			
3- 6	0- 1	1- 2	AWAY	0- 2	2- 1	0- 0			
0- 0	0- 0	0- 0	NEUTRAL	0- 0	0- 0	0- 0			

RPI 1-25				RPI 26-50				RPI 51-100				Team's RPI: 94	RPI 101+			
RPI	S	Opponent	Score	RPI	S	Opponent	Score	RPI	S	Opponent	Score		RPI	S	Opponent	Score
3	A	Stanford	47 65	27	A	California	47 71	54	A	Arizona St.	41 47		103	A	San Diego St.	51 63
				36	A	Southern California	67 61	54	H	Arizona St.	53 57		110	A	Washington St.	60 51
				48	A	UCLA	73 79	61	A	Oregon St.	55 60		116	H	Utah	36 49
								61	H	Oregon St.	73 78		121	A	Oregon	86 88
													121	H	Oregon	72 69
													124	H	Colorado	75 67
													139	H	UC Davis	68 69
													142	H	Seattle	72 53
													148	A	Arizona	68 59
													148	H	Arizona	77 48
													156	H	Cal St. Northridge	73 67
													175	H	Portland	61 49
													218	H	Southern U.	64 56
													225	A	UC Santa Barbara	46 37
													250	H	Long Beach St.	80 46
													299	A	Idaho	66 49
													319	H	Houston	85 60
LAST 12 Division I GAMES:																
148	A	Arizona	68 59	54	H	Arizona St.	53 57									
54	A	Arizona St.	41 47	148	H	Arizona	77 48									
61	H	Oregon St.	73 78	3	A	Stanford	47 65									
121	H	Oregon	72 69	27	A	California	47 71									
36	A	Southern California	67 61	110	A	Washington St.	60 51									
48	A	UCLA	73 79	116	H	Utah	36 49									

Non-Div I Games:

Washington

■ Loss,
 ■ Non-Conf, S Site,
 ■ Home
 ■ Away
 N Neutral

Average RPI Win:	149	WON-LOST	WINNING	LAST 12	STRENGTH OF	OPP. STRENGTH	TEAM	ADJ.	CONF.	ADJ CONF.
Average RPI Loss:	57	RECORD	PCT. RANK	GAMES	SCHEDULE	OF SCHEDULE	RPI	RPI	RPI	RPI
DIV. I ONLY	10- 17	246	1- 11	17	48	110	110	4	4	
DIV. I NON-CONF.	6- 6	161	0- 0	16	65	79	79	5	5	
TOTALS	RPI 1-25	RPI 26-50	W-L RECORDS	RPI 51-100	RPI 101-150	RPI 150+				
10- 17	0- 4	0- 5	OVERALL	2- 5	6- 3	2- 0				
4- 7	0- 1	0- 1	HOME	0- 3	3- 2	1- 0				
3- 9	0- 3	0- 3	AWAY	1- 2	2- 1	0- 0				
3- 1	0- 0	0- 1	NEUTRAL	1- 0	1- 0	1- 0				
6- 6	0- 3	0- 2	NON-CONFERENCE	1- 1	3- 0	2- 0				
2- 2	0- 1	0- 1	HOME	0- 0	1- 0	1- 0				
1- 3	0- 2	0- 0	AWAY	0- 1	1- 0	0- 0				
3- 1	0- 0	0- 1	NEUTRAL	1- 0	1- 0	1- 0				
4- 11	0- 1	0- 3	CONFERENCE	1- 4	3- 3	0- 0				
2- 5	0- 0	0- 0	HOME	0- 3	2- 2	0- 0				
2- 6	0- 1	0- 3	AWAY	1- 1	1- 1	0- 0				
0- 0	0- 0	0- 0	NEUTRAL	0- 0	0- 0	0- 0				

RPI 1-25				RPI 26-50				RPI 51-100				RPI 101+ Team's RPI: 110			
RPI	S	Opponent	Score	RPI	S	Opponent	Score	RPI	S	Opponent	Score	RPI	S	Opponent	Score
3	A	Stanford	41 75	27	A	California	55 60	54	A	Arizona St.	42 47	103	H	San Diego St.	65 50
19	A	Ohio St.	57 79	29	H	Gonzaga	69 71	54	H	Arizona St.	46 63	116	H	Utah	60 43
20	H	Louisville	71 75	36	A	Southern California	62 67	61	A	Oregon St.	61 54	121	A	Oregon	75 47
24	A	Penn St.	60 72	37	N	Michigan	39 69	61	H	Oregon St.	39 51	121	H	Oregon	62 67
				48	A	UCLA	52 73	65	A	South Dakota St.	58 63	124	H	Colorado	56 57
								84	N	UNC Wilmington	72 60	126	N	Marquette	65 52
								94	H	Washington	51 60	141	A	Wisconsin	69 51
												148	A	Arizona	51 90
												148	H	Arizona	78 68
												282	N	Prairie View	90 52
												307	H	UC Riverside	74 35
LAST 12 Division I GAMES:															
54	A	Arizona St.	42 47	148	H	Arizona	78 68								
148	A	Arizona	51 90	54	H	Arizona St.	46 63								
121	H	Oregon	62 67	27	A	California	55 60								
61	H	Oregon St.	39 51	3	A	Stanford	41 75								
48	A	UCLA	52 73	94	H	Washington	51 60								
36	A	Southern California	62 67	124	H	Colorado	56 57								

Non-Div I Games:

Washington St.

■ Loss,
 ■ Non-Conf,
 ■ S Site,
 ■ H Home
 ■ A Away
 N Neutral

Average RPI Win:	287	WON-LOST	WINNING	LAST 12	STRENGTH OF	OPP. STRENGTH	TEAM	ADJ.	CONF.	ADJ CONF.
Average RPI Loss:	184	RECORD	PCT. RANK	GAMES	SCHEDULE	OF SCHEDULE	RPI	RPI	RPI	RPI
DIV. I ONLY	2- 25	338	0- 12	206	266	333	333	18	18	
DIV. I NON-CONF.	2- 11	310	0- 0	208	327	319	319	17	17	
TOTALS	RPI 1-25	RPI 26-50	W-L RECORDS	RPI 51-100	RPI 101-150	RPI 150+				
2- 25	0- 0	0- 1	OVERALL	0- 2	0- 8	2- 14				
2- 9	0- 0	0- 1	HOME	0- 1	0- 1	2- 6				
0- 14	0- 0	0- 0	AWAY	0- 1	0- 7	0- 6				
0- 2	0- 0	0- 0	NEUTRAL	0- 0	0- 0	0- 2				
2- 11	0- 0	0- 1	NON-CONFERENCE	0- 0	0- 4	2- 6				
2- 3	0- 0	0- 1	HOME	0- 0	0- 0	2- 2				
0- 6	0- 0	0- 0	AWAY	0- 0	0- 4	0- 2				
0- 2	0- 0	0- 0	NEUTRAL	0- 0	0- 0	0- 2				
0- 14	0- 0	0- 0	CONFERENCE	0- 2	0- 4	0- 8				
0- 6	0- 0	0- 0	HOME	0- 1	0- 1	0- 4				
0- 8	0- 0	0- 0	AWAY	0- 1	0- 3	0- 4				
0- 0	0- 0	0- 0	NEUTRAL	0- 0	0- 0	0- 0				

[illegible]

Non-Div I Games:

Weber St.

■ Loss, ■ Non-Conf, S Site, H Home A Away N Neutral

Average RPI Win:	145	WON-LOST	WINNING	LAST 12	STRENGTH OF	OPP. STRENGTH	TEAM	ADJ.	CONF.	ADJ CONF.
Average RPI Loss:	55	RECORD	PCT. RANK	GAMES	SCHEDULE	OF SCHEDULE	RPI	RPI	RPI	RPI
DIV. I ONLY	19- 7	53	9- 3	48	67	40	40	2	2	
DIV. I NON-CONF.	10- 3	49	1- 0	148	257	88	88	2	2	
TOTALS	RPI 1-25	RPI 26-50	W-L RECORDS	RPI 51-100	RPI 101-150	RPI 150+				
19- 7	3- 4	2- 0	OVERALL	2- 1	2- 1	10- 1				
13- 3	2- 3	1- 0	HOME	1- 0	1- 0	8- 0				
4- 4	1- 1	0- 0	AWAY	1- 1	1- 1	1- 1				
2- 0	0- 0	1- 0	NEUTRAL	0- 0	0- 0	1- 0				
10- 3	0- 1	1- 0	NON-CONFERENCE	1- 1	0- 0	8- 1				
8- 1	0- 1	0- 0	HOME	1- 0	0- 0	7- 0				
0- 2	0- 0	0- 0	AWAY	0- 1	0- 0	0- 1				
2- 0	0- 0	1- 0	NEUTRAL	0- 0	0- 0	1- 0				
9- 4	3- 3	1- 0	CONFERENCE	1- 0	2- 1	2- 0				
5- 2	2- 2	1- 0	HOME	0- 0	1- 0	1- 0				
4- 2	1- 1	0- 0	AWAY	1- 0	1- 1	1- 0				
0- 0	0- 0	0- 0	NEUTRAL	0- 0	0- 0	0- 0				

RPI	S	Opponent	Score	RPI	S	Opponent	Score	Team's RPI: 40	RPI	S	Opponent	Score	RPI	S	Opponent	Score
2	A	Connecticut	60 79	32	H	Villanova	61 56		71	A	Duquesne	55 61	102	A	Providence	48 51
5	A	Notre Dame	65 63	48	N	UCLA	63 54		77	H	Boston U.	78 53	105	A	Syracuse	76 72
13	H	Rutgers	60 50						91	A	South Fla.	55 52	126	H	Marquette	53 32
14	H	DePaul	63 77										151	H	La Salle	63 52
16	H	St. Bonaventure	48 56										154	N	Marshall	69 57
20	H	Louisville	66 50										156	A	Cal St. Northridge	47 48
21	H	Georgetown	54 64										170	H	Seton Hall	79 63
													179	A	Pittsburgh	54 43
													183	H	Elon	84 36
													213	H	Mt. St. Mary's	94 32
													244	H	Youngstown St.	69 37
													274	H	North Florida	86 30
													329	H	Bucknell	72 30
													341	H	N.C. Central	97 24
LAST 12 Division I GAMES:																
14	H	DePaul	63 77	21	H	Georgetown	54 64									
13	H	Rutgers	60 50	179	A	Pittsburgh	54 43									
5	A	Notre Dame	65 63	154	N	Marshall	69 57									
20	H	Louisville	66 50	102	A	Providence	48 51									
91	A	South Fla.	55 52	170	H	Seton Hall	79 63									
126	H	Marquette	53 32	32	H	Villanova	61 56									

Non-Div I Games:

West Virginia

Average RPI Win:	275	WON-LOST	WINNING	LAST 12	STRENGTH OF	OPP. STRENGTH	TEAM	ADJ.	CONF.	ADJ CONF.
Average RPI Loss:	154	RECORD	PCT. RANK	GAMES	SCHEDULE	OF SCHEDULE	RPI	RPI	RPI	RPI
DIV. I ONLY	11- 15	222	5- 7	262	286	241	241	14	14	
DIV. I NON-CONF.	5- 4	134	0- 0	324	339	242	242	19	19	
TOTALS	RPI 1-25	RPI 26-50	W-L RECORDS	RPI 51-100	RPI 101-150	RPI 150+				
11- 15	0- 1	0- 0	OVERALL	0- 6	0- 1	11- 7				
5- 7	0- 0	0- 0	HOME	0- 3	0- 0	5- 4				
6- 8	0- 1	0- 0	AWAY	0- 3	0- 1	6- 3				
0- 0	0- 0	0- 0	NEUTRAL	0- 0	0- 0	0- 0				
5- 4	0- 1	0- 0	NON-CONFERENCE	0- 0	0- 0	5- 3				
2- 2	0- 0	0- 0	HOME	0- 0	0- 0	2- 2				
3- 2	0- 1	0- 0	AWAY	0- 0	0- 0	3- 1				
0- 0	0- 0	0- 0	NEUTRAL	0- 0	0- 0	0- 0				
6- 11	0- 0	0- 0	CONFERENCE	0- 6	0- 1	6- 4				
3- 5	0- 0	0- 0	HOME	0- 3	0- 0	3- 2				
3- 6	0- 0	0- 0	AWAY	0- 3	0- 1	3- 2				
0- 0	0- 0	0- 0	NEUTRAL	0- 0	0- 0	0- 0				

RPI 1-25				RPI 26-50				RPI 51-100				RPI 101+ Team's RPI: 241			
RPI	S	Opponent	Score	RPI	S	Opponent	Score	RPI	S	Opponent	Score	RPI	S	Opponent	Score
23	A	Vanderbilt	36 81					72	A	Chattanooga	58 64	134	A	Samford	61 64
								72	H	Chattanooga	40 54	183	H	Elon	45 51
								86	A	Davidson	45 58	186	A	Furman	51 48
								86	H	Davidson	46 64	186	H	Furman	54 57
								93	A	Appalachian St.	39 58	196	A	Campbell	43 59
								93	H	Appalachian St.	46 82	211	H	Charleston So.	69 65
												241	H	Georgia St.	59 64
												243	A	Tennessee Tech	61 58
												263	A	Col. of Charleston	39 54
												263	H	Col. of Charleston	59 45
												283	A	Wofford	58 54
												283	H	Wofford	69 60
												284	A	UNC Greensboro	46 35
												284	H	UNC Greensboro	62 29
												286	A	Ga. Southern	40 41
												297	H	Coastal Caro.	56 66
												309	A	S.C. Upstate	63 58
												336	H	UNC Asheville	65 53
												341	A	N.C. Central	62 49
LAST 12 Division I GAMES:															
72	H	Chattanooga	40 54	283	H	Wofford	69 60								
186	A	Furman	51 48	263	A	Col. of Charleston	39 54								
283	A	Wofford	58 54	286	A	Ga. Southern	40 41								
284	A	UNC Greensboro	46 35	183	H	Elon	45 51								
263	H	Col. of Charleston	59 45	86	A	Davidson	45 58								
93	A	Appalachian St.	39 58	186	H	Furman	54 57								

Non-Div I Games:

Western Caro.

■ Loss,
 ■ Non-Conf, S Site,
 ■ Home
 ■ Away
 N Neutral

Average RPI Win:	258	WON-LOST	WINNING	LAST 12	STRENGTH OF	OPP. STRENGTH	TEAM	ADJ.	CONF.	ADJ CONF.
Average RPI Loss:	148	RECORD	PCT. RANK	GAMES	SCHEDULE	OF SCHEDULE	RPI	RPI	RPI	RPI
DIV. I ONLY	8- 14	248	5- 6	222	188	239	239	19	19	
DIV. I NON-CONF.	1- 6	313	0- 0	107	109	244	244	11	11	
TOTALS	RPI 1-25	RPI 26-50	W-L RECORDS	RPI 51-100	RPI 101-150	RPI 150+				
8- 14	0- 1	0- 1	OVERALL	0- 2	0- 4	8- 6				
4- 5	0- 0	0- 0	HOME	0- 1	0- 1	4- 3				
4- 9	0- 1	0- 1	AWAY	0- 1	0- 3	4- 3				
0- 0	0- 0	0- 0	NEUTRAL	0- 0	0- 0	0- 0				
1- 6	0- 1	0- 1	NON-CONFERENCE	0- 0	0- 2	1- 2				
0- 1	0- 0	0- 0	HOME	0- 0	0- 0	0- 1				
1- 5	0- 1	0- 1	AWAY	0- 0	0- 2	1- 1				
0- 0	0- 0	0- 0	NEUTRAL	0- 0	0- 0	0- 0				
7- 8	0- 0	0- 0	CONFERENCE	0- 2	0- 2	7- 4				
4- 4	0- 0	0- 0	HOME	0- 1	0- 1	4- 2				
3- 4	0- 0	0- 0	AWAY	0- 1	0- 1	3- 2				
0- 0	0- 0	0- 0	NEUTRAL	0- 0	0- 0	0- 0				

RPI 1-25				RPI 26-50				RPI 51-100				RPI 101+ Team's RPI: 239			
RPI	S	Opponent	Score	RPI	S	Opponent	Score	RPI	S	Opponent	Score	RPI	S	Opponent	Score
23	A	Vanderbilt	51 95	41	A	Iowa	45 98	65	H	South Dakota St.	56 82	111	A	Eastern Ill.	55 88
								100	A	South Dakota	57 78	117	A	Oral Roberts	69 84
												117	H	Oral Roberts	66 78
												149	A	Bradley	64 93
												152	A	UMKC	66 63
												152	H	UMKC	69 84
												181	A	Northern Ill.	84 91
												230	H	Milwaukee	66 79
												233	A	Oakland	71 75
												233	H	Oakland	86 53
												246	H	North Dakota St.	68 65
												257	A	IUPUI	65 60
												257	H	IUPUI	64 68
												275	A	Valparaiso	67 55
												291	A	IPFW	54 73
												291	H	IPFW	81 75
												303	A	Southern Utah	76 70
												303	H	Southern Utah	82 70
LAST 12 Division I GAMES:															
152	H	UMKC	69 84	152	A	UMKC	66 63								
303	A	Southern Utah	76 70	100	A	South Dakota	57 78								
117	A	Oral Roberts	69 84	117	H	Oral Roberts	66 78								
291	H	IPFW	81 75	303	H	Southern Utah	82 70								
233	H	Oakland	86 53	233	A	Oakland	71 75								
257	H	IUPUI	64 68	291	A	IPFW	54 73								

Non-Div I Games: Hannibal-La Grange 87 65 Neb. Omaha 58 65 William Woods 73 52 Neb. Omaha 70 59
Western Ill.

Loss, Non-Conf, S Site, H Home A Away N Neutral

Average RPI Win:	232	WON-LOST	WINNING	LAST 12	STRENGTH OF	OPP. STRENGTH	TEAM	ADJ.	CONF.	ADJ CONF.
Average RPI Loss:	123	RECORD	PCT. RANK	GAMES	SCHEDULE	OF SCHEDULE	RPI	RPI	RPI	RPI
DIV. I ONLY	8- 18	268	4- 8	75	227	221	221	16	16	
DIV. I NON-CONF.	3- 9	275	1- 0	17	214	177	177	15	15	
TOTALS	RPI 1-25	RPI 26-50	W-L RECORDS	RPI 51-100	RPI 101-150	RPI 150+				
8- 18	0- 1	0- 2	OVERALL	0- 4	2- 5	6- 6				
6- 5	0- 1	0- 0	HOME	0- 1	1- 2	5- 1				
1- 13	0- 0	0- 2	AWAY	0- 3	0- 3	1- 5				
1- 0	0- 0	0- 0	NEUTRAL	0- 0	1- 0	0- 0				
3- 9	0- 1	0- 1	NON-CONFERENCE	0- 4	1- 2	2- 1				
2- 3	0- 1	0- 0	HOME	0- 1	0- 1	2- 0				
0- 6	0- 0	0- 1	AWAY	0- 3	0- 1	0- 1				
1- 0	0- 0	0- 0	NEUTRAL	0- 0	1- 0	0- 0				
5- 9	0- 0	0- 1	CONFERENCE	0- 0	1- 3	4- 5				
4- 2	0- 0	0- 0	HOME	0- 0	1- 1	3- 1				
1- 7	0- 0	0- 1	AWAY	0- 0	0- 2	1- 4				
0- 0	0- 0	0- 0	NEUTRAL	0- 0	0- 0	0- 0				

RPI	S	Opponent	Score	RPI	S	Opponent	Score	RPI	S	Opponent	Score	RPI	S	Opponent	Score	Team's RPI: 221
10	H	Duke	54 80	38	A	Middle Tenn.	64 67	63	A	Bowling Green	62 86	104	A	UAB	36 58	
				50	A	Texas Tech	38 75	74	H	Towson	62 67	128	A	Denver	62 69	
								80	A	Illinois St.	45 71	134	N	Samford	58 57	
								92	A	Northwestern	57 71	135	H	UALR	50 61	
												144	H	Wright St.	66 86	
												147	A	FIU	56 60	
												147	H	FIU	65 48	
												158	A	Fla. Atlantic	58 60	
												158	H	Fla. Atlantic	71 60	
												172	A	South Ala.	33 70	
												172	H	South Ala.	52 56	
												185	A	North Texas	42 50	
												190	H	Louisiana Tech	69 54	
												224	A	La.-Monroe	49 53	
												243	A	Tennessee Tech	59 69	
												243	H	Tennessee Tech	71 58	
												310	H	La.-Lafayette	49 45	
												338	A	Troy	59 36	
												338	H	Troy	64 38	
LAST 12 Division I GAMES:																
172	A	South Ala.	33 70	158	A	Fla. Atlantic	58 60									
158	H	Fla. Atlantic	71 60	135	H	UALR	50 61									
338	A	Troy	59 36	243	H	Tennessee Tech	71 58									
38	A	Middle Tenn.	64 67	128	A	Denver	62 69									
172	H	South Ala.	52 56	185	A	North Texas	42 50									
147	A	FIU	56 60	338	H	Troy	64 38									

Non-Div I Games:

Western Ky.

■ Loss,
■ Non-Conf,
■ S Site,
■ H Home
■ A Away
N Neutral

Average RPI Win:	234	WON-LOST	WINNING	LAST 12	STRENGTH OF	OPP. STRENGTH	TEAM	ADJ.	CONF.	ADJ CONF.
Average RPI Loss:	163	RECORD	PCT. RANK	GAMES	SCHEDULE	OF SCHEDULE	RPI	RPI	RPI	RPI
DIV. I ONLY	6- 20	301	2- 10	183	173	305	305	12	12	
DIV. I NON-CONF.	3- 10	282	0- 0	283	232	317	317	13	13	
TOTALS	RPI 1-25	RPI 26-50	W-L RECORDS	RPI 51-100	RPI 101-150	RPI 150+				
6- 20	0- 0	0- 1	OVERALL	1- 7	0- 2	5- 10				
5- 8	0- 0	0- 0	HOME	1- 2	0- 1	4- 5				
0- 12	0- 0	0- 1	AWAY	0- 5	0- 1	0- 4				
1- 0	0- 0	0- 0	NEUTRAL	0- 0	0- 0	1- 0				
3- 10	0- 0	0- 1	NON-CONFERENCE	0- 2	0- 2	3- 5				
2- 4	0- 0	0- 0	HOME	0- 1	0- 1	2- 2				
0- 6	0- 0	0- 1	AWAY	0- 1	0- 1	0- 3				
1- 0	0- 0	0- 0	NEUTRAL	0- 0	0- 0	1- 0				
3- 10	0- 0	0- 0	CONFERENCE	1- 5	0- 0	2- 5				
3- 4	0- 0	0- 0	HOME	1- 1	0- 0	2- 3				
0- 6	0- 0	0- 0	AWAY	0- 4	0- 0	0- 2				
0- 0	0- 0	0- 0	NEUTRAL	0- 0	0- 0	0- 0				

RPI 1-25				RPI 26-50				RPI 51-100				RPI 101+				Team's RPI: 305	
RPI	S	Opponent	Score	RPI	S	Opponent	Score	RPI	S	Opponent	Score	RPI	S	Opponent	Score		
				46	A	Kansas	64 76	59	H	Temple	52 64	123	A	American	52 77		
								63	A	Bowling Green	56 67	129	H	Detroit	64 73		
								68	A	Michigan St.	45 80	171	A	Central Mich.	85 93		
								69	A	Eastern Mich.	59 84	181	H	Northern Ill.	41 53		
								69	H	Eastern Mich.	56 83	195	A	Akron	67 81		
								82	A	Toledo	50 76	209	H	Buffalo	102 92		
								82	H	Toledo	70 67	230	H	Milwaukee	69 63		
								98	A	Miami (OH)	67 82	244	A	Youngstown St.	55 80		
												250	A	Long Beach St.	56 76		
												258	H	Ball St.	76 64		
												260	H	Ohio	59 72		
												266	H	Eastern Ky.	60 71		
												268	H	Cleveland St.	66 72		
												296	H	Kent St.	61 67		
												304	N	Texas-Arlington	67 63		
												321	H	Southeast Mo. St.	67 34		
												332	A	Chicago St.	65 70		
LAST 12 Division I GAMES:																	
				82	A	Toledo	50 76	296	H	Kent St.	61 67						
				69	H	Eastern Mich.	56 83	98	A	Miami (OH)	67 82						
				195	A	Akron	67 81	181	H	Northern Ill.	41 53						
				63	A	Bowling Green	56 67	69	A	Eastern Mich.	59 84						
				209	H	Buffalo	102 92	171	A	Central Mich.	85 93						
				260	H	Ohio	59 72	258	H	Ball St.	76 64						

Non-Div I Games:

Western Mich.

■ Loss,
■ Non-Conf,
■ S Site,
■ H Home
■ A Away
N Neutral

Average RPI Win:	210	WON-LOST	WINNING	LAST 12	STRENGTH OF	OPP. STRENGTH	TEAM	ADJ.	CONF.	ADJ CONF.
Average RPI Loss:	91	RECORD	PCT. RANK	GAMES	SCHEDULE	OF SCHEDULE	RPI	RPI	RPI	RPI
DIV. I ONLY	17- 8	82	9- 3	192	104	101	101	10	10	
DIV. I NON-CONF.	6- 5	139	0- 0	266	139	180	180	10	10	
TOTALS	RPI 1-25	RPI 26-50	W-L RECORDS	RPI 51-100	RPI 101-150	RPI 150+				
17- 8	0- 1	0- 1	OVERALL	2- 3	3- 2	12- 1				
9- 3	0- 0	0- 1	HOME	2- 1	1- 0	6- 1				
7- 5	0- 1	0- 0	AWAY	0- 2	2- 2	5- 0				
1- 0	0- 0	0- 0	NEUTRAL	0- 0	0- 0	1- 0				
6- 5	0- 1	0- 1	NON-CONFERENCE	0- 0	0- 2	6- 1				
3- 2	0- 0	0- 1	HOME	0- 0	0- 0	3- 1				
2- 3	0- 1	0- 0	AWAY	0- 0	0- 2	2- 0				
1- 0	0- 0	0- 0	NEUTRAL	0- 0	0- 0	1- 0				
11- 3	0- 0	0- 0	CONFERENCE	2- 3	3- 0	6- 0				
6- 1	0- 0	0- 0	HOME	2- 1	1- 0	3- 0				
5- 2	0- 0	0- 0	AWAY	0- 2	2- 0	3- 0				
0- 0	0- 0	0- 0	NEUTRAL	0- 0	0- 0	0- 0				

RPI 1-25				RPI 26-50				RPI 51-100				RPI 101+ Team's RPI: 101			
RPI	S	Opponent	Score	RPI	S	Opponent	Score	RPI	S	Opponent	Score	RPI	S	Opponent	Score
11	A	Kansas St.	34 60	26	H	LSU	56 64	55	A	Missouri St.	67 85	132	A	UNI	67 40
								55	H	Missouri St.	53 51	138	H	Indiana St.	74 63
								80	H	Illinois St.	59 68	139	A	UC Davis	47 62
								96	A	Creighton	59 61	148	A	Arizona	60 74
								96	H	Creighton	65 58	149	A	Bradley	71 58
												163	A	Drake	74 56
												163	H	Drake	63 41
												171	H	Central Mich.	49 58
												210	H	Winthrop	71 69
												212	H	SMU	63 43
												250	A	Long Beach St.	73 64
												254	A	Southern Ill.	78 68
												254	H	Southern Ill.	74 46
												285	A	Evansville	57 51
												285	H	Evansville	69 43
												300	A	UTSA	69 56
												304	N	Texas-Arlington	90 64
												327	H	Northwestern St.	77 49
LAST 12 Division I GAMES:															
285	H	Evansville	69 43	80	H	Illinois St.	59 68								
254	H	Southern Ill.	74 46	254	A	Southern Ill.	78 68								
55	A	Missouri St.	67 85	285	A	Evansville	57 51								
163	A	Drake	74 56	55	H	Missouri St.	53 51								
96	A	Creighton	59 61	96	H	Creighton	65 58								
138	H	Indiana St.	74 63	163	H	Drake	63 41								

Non-Div I Games:

Wichita St.

William & Mary

Through Games Of Sunday, February 19, 2012

Average RPI Win:	215	WON-LOST	WINNING	LAST 12	STRENGTH OF	OPP. STRENGTH	TEAM	ADJ.	CONF.	ADJ CONF.
Average RPI Loss:	105	RECORD	PCT. RANK	GAMES	SCHEDULE	OF SCHEDULE	RPI	RPI	RPI	RPI
DIV. I ONLY	9- 16	251	2- 10	118	102	204	204	7	7	
DIV. I NON-CONF.	6- 4	117	0- 0	279	251	182	182	7	7	
TOTALS	RPI 1-25	RPI 26-50	W-L RECORDS	RPI 51-100	RPI 101-150	RPI 150+				
9- 16	0- 1	0- 2	OVERALL	1- 8	0- 1	8- 4				
5- 8	0- 0	0- 1	HOME	0- 5	0- 0	5- 2				
4- 8	0- 1	0- 1	AWAY	1- 3	0- 1	3- 2				
0- 0	0- 0	0- 0	NEUTRAL	0- 0	0- 0	0- 0				
6- 4	0- 0	0- 1	NON-CONFERENCE	0- 0	0- 1	6- 2				
3- 2	0- 0	0- 0	HOME	0- 0	0- 0	3- 2				
3- 2	0- 0	0- 1	AWAY	0- 0	0- 1	3- 0				
0- 0	0- 0	0- 0	NEUTRAL	0- 0	0- 0	0- 0				
3- 12	0- 1	0- 1	CONFERENCE	1- 8	0- 0	2- 2				
2- 6	0- 0	0- 1	HOME	0- 5	0- 0	2- 0				
1- 6	0- 1	0- 0	AWAY	1- 3	0- 0	0- 2				
0- 0	0- 0	0- 0	NEUTRAL	0- 0	0- 0	0- 0				

RPI 1-25				RPI 26-50				RPI 51-100				RPI 101+ Team's RPI: 204			
RPI	S	Opponent	Score	RPI	S	Opponent	Score	RPI	S	Opponent	Score	RPI	S	Opponent	Score
7	A	Delaware	57 73	35	H	James Madison	40 50	53	A	Hofstra	75 82	131	A	LIU Brooklyn	69 78
				47	A	Richmond	57 77	53	H	Hofstra	97 100	170	A	Seton Hall	61 54
								74	A	Towson	75 77	188	H	Old Dominion	83 80
								74	H	Towson	50 56	191	A	George Mason	70 82
								84	A	UNC Wilmington	77 80	191	H	George Mason	76 66
								84	H	UNC Wilmington	71 78	200	A	Virginia Tech	78 59
								90	H	Drexel	59 78	203	H	Navy	58 61
								99	A	VCU	66 63	223	H	George Washington	66 74
								99	H	VCU	80 83	231	A	Northeastern	71 82
												249	H	Cornell	85 54
												272	H	N.C. A&T	74 68
												276	A	Norfolk St.	79 76
												287	H	Longwood	76 43
LAST 12 Division I GAMES:															
				84	H	UNC Wilmington	71 78	231	A	Northeastern	71 82				
				99	A	VCU	66 63	188	H	Old Dominion	83 80				
				90	H	Drexel	59 78	35	H	James Madison	40 50				
				74	H	Towson	50 56	191	A	George Mason	70 82				
				84	A	UNC Wilmington	77 80	99	H	VCU	80 83				
				53	A	Hofstra	75 82	74	A	Towson	75 77				

Non-Div I Games: Elizabeth City St. 81 70

William & Mary

Loss, Non-Conf, S Site, H Home A Away N Neutral

Average RPI Win: 266	WON-LOST	WINNING	LAST 12	STRENGTH OF	OPP. STRENGTH	TEAM	ADJ.	CONF.	ADJ CONF.
Average RPI Loss: 161	RECORD	PCT. RANK	GAMES	SCHEDULE	OF SCHEDULE	RPI	RPI	RPI	RPI
DIV. I ONLY	14- 11	132	8- 4	306	313	210	210	26	26
DIV. I NON-CONF.	6- 6	161	0- 0	274	314	226	226	28	28
TOTALS	RPI 1-25	RPI 26-50	W-L RECORDS	RPI 51-100	RPI 101-150	RPI 150+			
14- 11	0- 0	0- 0	OVERALL	0- 2	1- 5	13- 4			
7- 5	0- 0	0- 0	HOME	0- 1	1- 3	6- 1			
7- 6	0- 0	0- 0	AWAY	0- 1	0- 2	7- 3			
0- 0	0- 0	0- 0	NEUTRAL	0- 0	0- 0	0- 0			
6- 6	0- 0	0- 0	NON-CONFERENCE	0- 2	0- 3	6- 1			
3- 3	0- 0	0- 0	HOME	0- 1	0- 2	3- 0			
3- 3	0- 0	0- 0	AWAY	0- 1	0- 1	3- 1			
0- 0	0- 0	0- 0	NEUTRAL	0- 0	0- 0	0- 0			
8- 5	0- 0	0- 0	CONFERENCE	0- 0	1- 2	7- 3			
4- 2	0- 0	0- 0	HOME	0- 0	1- 1	3- 1			
4- 3	0- 0	0- 0	AWAY	0- 0	0- 1	4- 2			
0- 0	0- 0	0- 0	NEUTRAL	0- 0	0- 0	0- 0			

RPI 1-25			RPI 26-50			RPI 51-100				RPI 101+			Team's RPI: 210				
RPI	S	Opponent	Score	RPI	S	Opponent	Score	RPI	S	Opponent	Score	RPI	S	Opponent	Score		
								86	A	Davidson	65	80	101	A	Wichita St.	69	71
								99	H	VCU	52	69	108	A	Liberty	49	74
													108	H	Liberty	71	69
													113	H	Stetson	72	74
													149	H	Bradley	61	71
													150	H	High Point	53	58
													165	A	Monmouth	88	54
													196	H	Campbell	83	73
													198	A	Radford	66	64
													211	A	Charleston So.	78	83
													216	A	Fordham	53	76
													237	H	Niagara	82	47
													245	A	Presbyterian	70	62
													245	H	Presbyterian	60	63
													248	H	South Carolina St.	67	59
													297	A	Coastal Caro.	54	58
													324	A	Mercer	88	74
													325	A	Gardner-Webb	65	55
													325	H	Gardner-Webb	86	48
													336	A	UNC Asheville	79	68
													336	H	UNC Asheville	84	68
													338	A	Troy	80	66
													341	H	N.C. Central	79	40
LAST 12 Division I GAMES:																	
				108	H	Liberty	71	69					108	A	Liberty	49	74
				336	A	UNC Asheville	79	68					198	A	Radford	66	64
				325	A	Gardner-Webb	65	55					325	H	Gardner-Webb	86	48
				245	H	Presbyterian	60	63					336	H	UNC Asheville	84	68
				196	H	Campbell	83	73					245	A	Presbyterian	70	62
				150	H	High Point	53	58					211	A	Charleston So.	78	83

Non-Div I Games:

Winthrop

Average RPI Win:	145	WON-LOST	WINNING	LAST 12	STRENGTH OF	OPP. STRENGTH	TEAM	ADJ.	CONF.	ADJ CONF.
Average RPI Loss:	61	RECORD	PCT. RANK	GAMES	SCHEDULE	OF SCHEDULE	RPI	RPI	RPI	RPI
DIV. I ONLY	8- 18	268	4- 8	15	56	141	141	5	5	
DIV. I NON-CONF.	4- 8	240	0- 0	84	45	192	192	4	4	
TOTALS	RPI 1-25	RPI 26-50	W-L RECORDS	RPI 51-100	RPI 101-150	RPI 150+				
8- 18	0- 5	1- 7	OVERALL	2- 1	2- 4	3- 1				
4- 9	0- 3	1- 2	HOME	1- 1	0- 2	2- 1				
3- 9	0- 2	0- 5	AWAY	1- 0	1- 2	1- 0				
1- 0	0- 0	0- 0	NEUTRAL	0- 0	1- 0	0- 0				
4- 8	0- 1	0- 2	NON-CONFERENCE	0- 0	1- 4	3- 1				
2- 4	0- 1	0- 0	HOME	0- 0	0- 2	2- 1				
1- 4	0- 0	0- 2	AWAY	0- 0	0- 2	1- 0				
1- 0	0- 0	0- 0	NEUTRAL	0- 0	1- 0	0- 0				
4- 10	0- 4	1- 5	CONFERENCE	2- 1	1- 0	0- 0				
2- 5	0- 2	1- 2	HOME	1- 1	0- 0	0- 0				
2- 5	0- 2	0- 3	AWAY	1- 0	1- 0	0- 0				
0- 0	0- 0	0- 0	NEUTRAL	0- 0	0- 0	0- 0				

RPI 1-25				RPI 26-50				RPI 51-100				RPI 101+ Team's RPI: 141			
RPI	S	Opponent	Score	RPI	S	Opponent	Score	RPI	S	Opponent	Score	RPI	S	Opponent	Score
19	A	Ohio St.	58 72	30	A	Purdue	52 63	68	H	Michigan St.	46 62	110	H	Washington St.	51 69
19	H	Ohio St.	61 77	37	H	Michigan	66 60	92	H	Northwestern	75 55	117	H	Oral Roberts	63 80
24	A	Penn St.	54 69	41	A	Iowa	57 69	97	A	Illinois	70 67	124	A	Colorado	48 58
24	H	Penn St.	49 82	41	H	Iowa	79 85					125	A	Minnesota	78 72
25	H	Green Bay	49 65	42	A	Nebraska	59 68					126	A	Marquette	52 54
				42	H	Nebraska	69 75					130	N	Montana St.	71 61
				45	A	BYU	59 77					163	H	Drake	54 65
				46	A	Kansas	44 73					194	H	Boston College	58 50
LAST 12 Division I GAMES:															
42	A	Nebraska	59 68	125	A	Minnesota	78 72	230	A	Milwaukee	68 51	256	H	Saint Louis	48 46
68	H	Michigan St.	46 62	92	H	Northwestern	75 55								
24	A	Penn St.	54 69	41	A	Iowa	57 69								
19	A	Ohio St.	58 72	42	H	Nebraska	69 75								
41	H	Iowa	79 85	97	A	Illinois	70 67								
37	H	Michigan	66 60	30	A	Purdue	52 63								

Non-Div I Games:

Wisconsin

■ Loss,
■ Non-Conf,
■ S Site,
■ H Home
■ A Away
N Neutral

Average RPI Win: 251	WON-LOST	WINNING	LAST 12	STRENGTH OF	OPP. STRENGTH	TEAM	ADJ.	CONF.	ADJ CONF.
Average RPI Loss: 180	RECORD	PCT. RANK	GAMES	SCHEDULE	OF SCHEDULE	RPI	RPI	RPI	RPI
DIV. I ONLY	9- 14	239	3- 9	297	290	283	283	14	14
DIV. I NON-CONF.	5- 2	80	0- 0	339	341	227	227	19	19
TOTALS	RPI 1-25	RPI 26-50	W-L RECORDS	RPI 51-100	RPI 101-150	RPI 150+			
9- 14	0- 0	0- 0	OVERALL	1- 4	1- 1	7- 9			
7- 5	0- 0	0- 0	HOME	1- 2	1- 0	5- 3			
2- 8	0- 0	0- 0	AWAY	0- 2	0- 1	2- 5			
0- 1	0- 0	0- 0	NEUTRAL	0- 0	0- 0	0- 1			
5- 2	0- 0	0- 0	NON-CONFERENCE	0- 0	0- 0	5- 2			
3- 0	0- 0	0- 0	HOME	0- 0	0- 0	3- 0			
2- 1	0- 0	0- 0	AWAY	0- 0	0- 0	2- 1			
0- 1	0- 0	0- 0	NEUTRAL	0- 0	0- 0	0- 1			
4- 12	0- 0	0- 0	CONFERENCE	1- 4	1- 1	2- 7			
4- 5	0- 0	0- 0	HOME	1- 2	1- 0	2- 3			
0- 7	0- 0	0- 0	AWAY	0- 2	0- 1	0- 4			
0- 0	0- 0	0- 0	NEUTRAL	0- 0	0- 0	0- 0			

RPI S	Opponent	Score	RPI S	Opponent	Score	RPI S	Opponent	Score	RPI S	Opponent	Score	Team's RPI: 283
						72	A Chattanooga	67 74	134	A Samford	59 82	
						72	H Chattanooga	39 51	134	H Samford	73 59	
						86	H Davidson	63 59	183	H Elon	68 74	
						93	A Appalachian St.	46 75	186	A Furman	66 76	
						93	H Appalachian St.	58 59	188	A Old Dominion	58 70	
									198	N Radford	46 63	
									241	A Western Caro.	60 69	
									241	H Western Caro.	54 58	
									251	A Kennesaw St.	66 62	
									263	A Col. of Charleston	44 49	
									263	H Col. of Charleston	55 56	
									272	H N.C. A&T	68 61	
									276	H Norfolk St.	50 45	
									284	H UNC Greensboro	62 47	
									286	A Ga. Southern	48 56	
									286	H Ga. Southern	70 55	
									325	A Gardner-Webb	58 50	
									341	H N.C. Central	73 58	
LAST 12 Division I GAMES:												
241	H Western Caro.	54 58	186	A Furman	66 76							
93	A Appalachian St.	46 75	263	H Col. of Charleston	55 56							
134	H Samford	73 59	93	H Appalachian St.	58 59							
72	H Chattanooga	39 51	134	A Samford	59 82							
286	H Ga. Southern	70 55	72	A Chattanooga	67 74							
241	A Western Caro.	60 69	86	H Davidson	63 59							

Non-Div I Games: Southern Va. 87 51 Bluefield Col. 60 40

Wofford

■ Loss,
 ■ Non-Conf, S Site,
 ■ Home
 ■ Away
 N Neutral

Average RPI Win:	234	WON-LOST	WINNING	LAST 12	STRENGTH OF	OPP. STRENGTH	TEAM	ADJ.	CONF.	ADJ CONF.
Average RPI Loss:	126	RECORD	PCT. RANK	GAMES	SCHEDULE	OF SCHEDULE	RPI	RPI	RPI	RPI
DIV. I ONLY	17- 9	86	8- 4	278	134	144	144	13	13	
DIV. I NON-CONF.	7- 5	122	0- 0	333	132	231	231	16	16	
TOTALS	RPI 1-25	RPI 26-50	W-L RECORDS	RPI 51-100	RPI 101-150	RPI 150+				
17- 9	0- 2	0- 1	OVERALL	0- 1	3- 2	14- 3				
10- 3	0- 1	0- 0	HOME	0- 0	2- 0	8- 2				
7- 6	0- 1	0- 1	AWAY	0- 1	1- 2	6- 1				
0- 0	0- 0	0- 0	NEUTRAL	0- 0	0- 0	0- 0				
7- 5	0- 0	0- 1	NON-CONFERENCE	0- 1	0- 1	7- 2				
5- 1	0- 0	0- 0	HOME	0- 0	0- 0	5- 1				
2- 4	0- 0	0- 1	AWAY	0- 1	0- 1	2- 1				
0- 0	0- 0	0- 0	NEUTRAL	0- 0	0- 0	0- 0				
10- 4	0- 2	0- 0	CONFERENCE	0- 0	3- 1	7- 1				
5- 2	0- 1	0- 0	HOME	0- 0	2- 0	3- 1				
5- 2	0- 1	0- 0	AWAY	0- 0	1- 1	4- 0				
0- 0	0- 0	0- 0	NEUTRAL	0- 0	0- 0	0- 0				

RPI 1-25				RPI 26-50				RPI 51-100				RPI 101+ Team's RPI: 144			
RPI	S	Opponent	Score	RPI	S	Opponent	Score	RPI	S	Opponent	Score	RPI	S	Opponent	Score
25	A	Green Bay	59 64	43	A	Dayton	69 77	98	A	Miami (OH)	63 70	106	A	Missouri	62 92
25	H	Green Bay	50 68									129	A	Detroit	64 75
												129	H	Detroit	91 82
												145	A	Ill.-Chicago	62 60
												145	H	Ill.-Chicago	80 70
												171	H	Central Mich.	60 65
												202	H	Butler	48 47
												209	A	Buffalo	81 54
												221	A	Western Ky.	86 66
												230	A	Milwaukee	64 52
												230	H	Milwaukee	75 72
												234	A	Loyola Chicago	64 62
												234	H	Loyola Chicago	66 74
												244	A	Youngstown St.	71 66
												254	H	Southern Ill.	61 59
												258	H	Ball St.	74 55
												268	A	Cleveland St.	64 54
												275	H	Valparaiso	58 42
												287	H	Longwood	77 44
												302	A	Morehead St.	63 78
												321	H	Southeast Mo. St.	74 53
												328	H	Delaware St.	57 53
LAST 12 Division I GAMES:															
129	H	Detroit	91 82	268	A	Cleveland St.	64 54	129	A	Detroit	64 75				
25	A	Green Bay	59 64	230	A	Milwaukee	64 52	230	H	Milwaukee	75 72				
230	A	Milwaukee	64 52	25	H	Green Bay	50 68	25	H	Green Bay	50 68				
234	H	Loyola Chicago	66 74	145	A	Ill.-Chicago	80 70	145	A	Ill.-Chicago	62 60				
145	H	Ill.-Chicago	80 70	244	A	Youngstown St.	71 66	244	A	Loyola Chicago	64 62				

Non-Div I Games:

Wright St.

■ Loss,
 ■ Non-Conf, S Site,
 ■ Home
 ■ Away
 N Neutral

Wyoming

Average RPI Win: 244

Average RPI Loss: 157

WON-LOST

WINNING

LAST 12

Through Games Of Sunday, February 19, 2012

STRENGTH OF

OPP. STRENGTH

TEAM

ADJ.

CONF.

ADJ CONF.

RECORD

PCT. RANK

GAMES

SCHEDULE

OF SCHEDULE

RPI

RPI

RPI

RPI

DIV. I ONLY

9- 13

228

7- 5

201

237

232

232

23

23

DIV. I NON-CONF.

2- 9

299

0- 1

169

241

298

298

23

23

TOTALS

RPI 1-25

RPI 26-50

W-L RECORDS

RPI 51-100

RPI 101-150

RPI 150+

9- 13

0- 0

0- 0

OVERALL

0- 3

1- 5

8- 5

5- 6

0- 0

0- 0

HOME

0- 2

0- 2

5- 2

4- 6

0- 0

0- 0

AWAY

0- 1

1- 2

3- 3

0- 1

0- 0

0- 0

NEUTRAL

0- 0

0- 1

0- 0

2- 9

0- 0

0- 0

NON-CONFERENCE

0- 3

0- 3

2- 3

1- 4

0- 0

0- 0

HOME

0- 2

0- 1

1- 1

1- 4

0- 0

0- 0

AWAY

0- 1

0- 1

1- 2

0- 1

0- 0

0- 0

NEUTRAL

0- 0

0- 1

0- 0

7- 4

0- 0

0- 0

CONFERENCE

0- 0

1- 2

6- 2

4- 2

0- 0

0- 0

HOME

0- 0

0- 1

4- 1

3- 2

0- 0

0- 0

AWAY

0- 0

1- 1

2- 1

0- 0

0- 0

0- 0

NEUTRAL

0- 0

0- 0

0- 0

RPI 1-25

RPI 26-50

RPI 51-100

RPI 101+

Team's RPI: 232

RPI S Opponent Score

RPI S Opponent Score

RPI S Opponent Score

RPI S Opponent Score

63 H Bowling Green 53 60

103 A San Diego St. 45 56

69 A Eastern Mich. 43 65

120 A UNLV 51 47

96 H Creighton 50 66

120 H UNLV 51 54

128 A Denver 49 74

132 N UNI 46 60

136 H Utah St. 56 62

166 H Montana 59 69

176 A Colorado St. 58 62

176 H Colorado St. 66 62

178 H TCU 64 54

219 H UC Irvine 51 42

252 H Boise St. 84 64

255 A Loyola Marymount 54 57

293 A New Mexico 52 50

293 H New Mexico 57 60

299 A Idaho 59 65

314 A Air Force 71 58

314 H Air Force 98 36

333 A Weber St. 76 68

LAST 12 Division I GAMES:

176 H Colorado St. 66 62

103 A San Diego St. 45 56

314 A Air Force 71 58

176 A Colorado St. 58 62

293 H New Mexico 57 60

314 H Air Force 98 36

120 A UNLV 51 47

293 A New Mexico 52 50

178 H TCU 64 54

120 H UNLV 51 54

252 H Boise St. 84 64

69 A Eastern Mich. 43 65

W
Y
o
m
i
n
gW
Y
o
m
i
n
g

Non-Div I Games:

Maryville (MO)

68 60

Chadron St.

69 61

Wyoming

Loss, Non-Conf, S Site, H Home A Away N Neutral

Page 340

Average RPI Win:	213	WON-LOST	WINNING	LAST 12	STRENGTH OF	OPP. STRENGTH	TEAM	ADJ.	CONF.	ADJ CONF.
Average RPI Loss:	85	RECORD	PCT. RANK	GAMES	SCHEDULE	OF SCHEDULE	RPI	RPI	RPI	RPI
DIV. I ONLY	7- 18	277	4- 8	28	97	182	182	9	9	
DIV. I NON-CONF.	3- 10	282	0- 0	18	70	190	190	9	9	
TOTALS	RPI 1-25	RPI 26-50	W-L RECORDS	RPI 51-100	RPI 101-150	RPI 150+				
7- 18	0- 4	1- 3	OVERALL	1- 4	0- 4	5- 3				
5- 8	0- 1	1- 3	HOME	1- 2	0- 2	3- 0				
2- 7	0- 2	0- 0	AWAY	0- 2	0- 1	2- 2				
0- 3	0- 1	0- 0	NEUTRAL	0- 0	0- 1	0- 1				
3- 10	0- 3	0- 2	NON-CONFERENCE	1- 1	0- 3	2- 1				
3- 4	0- 1	0- 2	HOME	1- 0	0- 1	2- 0				
0- 3	0- 1	0- 0	AWAY	0- 1	0- 1	0- 0				
0- 3	0- 1	0- 0	NEUTRAL	0- 0	0- 1	0- 1				
4- 8	0- 1	1- 1	CONFERENCE	0- 3	0- 1	3- 2				
2- 4	0- 0	1- 1	HOME	0- 2	0- 1	1- 0				
2- 4	0- 1	0- 0	AWAY	0- 1	0- 0	2- 2				
0- 0	0- 0	0- 0	NEUTRAL	0- 0	0- 0	0- 0				

RPI 1-25				RPI 26-50				RPI 51-100				RPI 101+ Team's RPI: 182			
RPI	S	Opponent	Score	RPI	S	Opponent	Score	RPI	S	Opponent	Score	RPI	S	Opponent	Score
3	H	Stanford	64 80	33	H	South Carolina	56 67	59	H	Temple	38 64	105	N	Syracuse	67 70
16	A	St. Bonaventure	48 66	38	H	Middle Tenn.	49 65	62	H	Saint Joseph's	67 70	111	H	Eastern Ill.	54 60
18	N	Oklahoma	51 73	43	H	Dayton	65 74	71	A	Duquesne	49 68	119	H	Charlotte	54 58
20	A	Louisville	44 62	47	H	Richmond	76 60	84	A	UNC Wilmington	52 59	122	A	Mississippi St.	65 71
								88	H	Cincinnati	69 60	151	A	La Salle	51 63
												216	A	Fordham	68 57
												223	A	George Washington	44 54
												256	H	Saint Louis	67 57
												260	N	Ohio	75 80
												266	H	Eastern Ky.	66 61
												302	H	Morehead St.	71 66
												316	A	Rhode Island	67 57
LAST 12 Division I GAMES:															
16	A	St. Bonaventure	48 66	316	A	Rhode Island	67 57								
47	H	Richmond	76 60	59	H	Temple	38 64								
216	A	Fordham	68 57	62	H	Saint Joseph's	67 70								
223	A	George Washington	44 54	151	A	La Salle	51 63								
43	H	Dayton	65 74	71	A	Duquesne	49 68								
256	H	Saint Louis	67 57	119	H	Charlotte	54 58								

Non-Div I Games:

Xavier

■ Loss,
■ Non-Conf,
■ S Site,
■ H Home
■ A Away
N Neutral

Average RPI Win:	257	WON-LOST	WINNING	LAST 12	STRENGTH OF	OPP. STRENGTH	TEAM	ADJ.	CONF.	ADJ CONF.
Average RPI Loss:	69	RECORD	PCT. RANK	GAMES	SCHEDULE	OF SCHEDULE	RPI	RPI	RPI	RPI
DIV. I ONLY	14- 9	109	8- 3	158	152	114	114	20	20	
DIV. I NON-CONF.	7- 6	153	1- 0	97	116	97	97	18	18	
TOTALS	RPI 1-25	RPI 26-50	W-L RECORDS	RPI 51-100	RPI 101-150	RPI 150+				
14- 9	0- 2	0- 3	OVERALL	0- 2	1- 1	13- 1				
6- 3	0- 0	0- 0	HOME	0- 1	0- 1	6- 1				
7- 6	0- 2	0- 3	AWAY	0- 1	1- 0	6- 0				
1- 0	0- 0	0- 0	NEUTRAL	0- 0	0- 0	1- 0				
7- 6	0- 2	0- 2	NON-CONFERENCE	0- 2	0- 0	7- 0				
3- 1	0- 0	0- 0	HOME	0- 1	0- 0	3- 0				
3- 5	0- 2	0- 2	AWAY	0- 1	0- 0	3- 0				
1- 0	0- 0	0- 0	NEUTRAL	0- 0	0- 0	1- 0				
7- 3	0- 0	0- 1	CONFERENCE	0- 0	1- 1	6- 1				
3- 2	0- 0	0- 0	HOME	0- 0	0- 1	3- 1				
4- 1	0- 0	0- 1	AWAY	0- 0	1- 0	3- 0				
0- 0	0- 0	0- 0	NEUTRAL	0- 0	0- 0	0- 0				

RPI 1-25				RPI 26-50				RPI 51-100				RPI 101+ Team's RPI: 114			
RPI	S	Opponent	Score	RPI	S	Opponent	Score	RPI	S	Opponent	Score	RPI	S	Opponent	Score
1	A	Baylor	59 109	28	A	Princeton	47 72	75	A	Florida St.	58 92	140	A	Harvard	68 63
7	A	Delaware	45 77	44	A	Marist	64 78	77	H	Boston U.	54 59	140	H	Harvard	51 71
				49	A	Quinnipiac	63 68					161	H	Holy Cross	76 71
												201	A	Brown	75 65
												201	H	Brown	55 60
												220	A	Fairleigh Dickinson	80 51
												240	A	Penn	72 60
												249	H	Cornell	86 73
												262	N	Tex.-Pan American	59 57
												264	H	Army	63 62
												273	A	Dartmouth	89 65
												273	H	Dartmouth	66 48
												319	A	Houston	80 62
												329	A	Bucknell	69 48
												330	H	St. Francis (NY)	72 41
												337	H	Columbia	73 59
LAST 12 Division I GAMES:															
140	H	Harvard	51 71	273	A	Dartmouth	89 65								
273	H	Dartmouth	66 48	140	A	Harvard	68 63								
337	H	Columbia	73 59	201	H	Brown	55 60								
249	H	Cornell	86 73	201	A	Brown	75 65								
28	A	Princeton	47 72	329	A	Bucknell	69 48								
240	A	Penn	72 60	264	H	Army	63 62								

Non-Div I Games: Baruch 80 47

Yale

■ Loss,
 ■ Non-Conf,
 ■ S Site,
 ■ Home
 ■ A Away
 N Neutral

Average RPI Win:	258	WON-LOST	WINNING	LAST 12	STRENGTH OF	OPP. STRENGTH	TEAM	ADJ.	CONF.	ADJ CONF.
Average RPI Loss:	156	RECORD	PCT. RANK	GAMES	SCHEDULE	OF SCHEDULE	RPI	RPI	RPI	RPI
DIV. I ONLY	10- 16	241	2- 10	230	206	244	244	13	13	
DIV. I NON-CONF.	6- 5	139	0- 0	269	250	173	173	16	16	
TOTALS	RPI 1-25	RPI 26-50	W-L RECORDS	RPI 51-100	RPI 101-150	RPI 150+				
10- 16	0- 2	0- 1	OVERALL	0- 1	1- 5	9- 7				
4- 8	0- 1	0- 0	HOME	0- 1	1- 3	3- 3				
6- 7	0- 1	0- 1	AWAY	0- 0	0- 1	6- 4				
0- 1	0- 0	0- 0	NEUTRAL	0- 0	0- 1	0- 0				
6- 5	0- 0	0- 1	NON-CONFERENCE	0- 1	0- 2	6- 1				
1- 2	0- 0	0- 0	HOME	0- 1	0- 1	1- 0				
5- 2	0- 0	0- 1	AWAY	0- 0	0- 0	5- 1				
0- 1	0- 0	0- 0	NEUTRAL	0- 0	0- 1	0- 0				
4- 11	0- 2	0- 0	CONFERENCE	0- 0	1- 3	3- 6				
3- 6	0- 1	0- 0	HOME	0- 0	1- 2	2- 3				
1- 5	0- 1	0- 0	AWAY	0- 0	0- 1	1- 3				
0- 0	0- 0	0- 0	NEUTRAL	0- 0	0- 0	0- 0				

RPI 1-25				RPI 26-50				RPI 51-100				RPI 101+ Team's RPI: 244			
RPI	S	Opponent	Score	RPI	S	Opponent	Score	RPI	S	Opponent	Score	RPI	S	Opponent	Score
25	A	Green Bay	50 75	40	A	West Virginia	37 69	63	H	Bowling Green	61 73	123	H	American	41 48
25	H	Green Bay	72 77									129	H	Detroit	80 67
												132	N	UNI	73 90
												144	H	Wright St.	66 71
												145	A	Ill.-Chicago	62 70
												145	H	Ill.-Chicago	68 77
												195	A	Akron	78 72
												202	A	Butler	64 73
												202	H	Butler	63 65
												230	A	Milwaukee	68 76
												230	H	Milwaukee	71 76
												234	A	Loyola Chicago	73 78
												234	H	Loyola Chicago	77 82
												255	A	Loyola Marymount	64 50
												260	A	Ohio	55 47
												268	H	Cleveland St.	70 48
												275	A	Valparaiso	55 48
												275	H	Valparaiso	64 58
												291	A	IPFW	91 81
												305	H	Western Mich.	80 55
												315	A	Stony Brook	47 54
												329	A	Bucknell	57 56
LAST 12 Division I GAMES:															
25	H	Green Bay	72 77	144	H	Wright St.	66 71								
230	H	Milwaukee	71 76	129	H	Detroit	80 67								
234	A	Loyola Chicago	73 78	230	A	Milwaukee	68 76								
145	A	Ill.-Chicago	62 70	25	A	Green Bay	50 75								
202	H	Butler	63 65	145	H	Ill.-Chicago	68 77								
275	H	Valparaiso	64 58	234	H	Loyola Chicago	77 82								

Non-Div I Games:

Youngstown St.

■ Loss,
 ■ Non-Conf, S Site,
 ■ Home
 ■ Away
 N Neutral