

Non-Conference				Through Games Of Sunday, February 11, 1911						
Average RPI Win:	281	WON-LOST	WINNING	LAST 12	STRENGTH OF	OPP. STRENGTH	TEAM	ADJ.	CONF.	ADJ CONF.
Average RPI Loss:	198	RECORD	PCT. RANK	GAMES	SCHEDULE	OF SCHEDULE	RPI	RPI	RPI	RPI
DIV. I ONLY	8- 15	252	4- 8	337	284	320	320	24	24	
DIV. I NON-CONF.	4- 9	256	0- 2	336	266	326	326	27	27	

TOTALS	RPI 1-25		RPI 26-50	W-L RECORDS	RPI 51-100	RPI 101-150		RPI 150+		
8- 15	0- 0		0- 0	OVERALL	0- 0	0- 3		8- 12		
5- 5	0- 0		0- 0	HOME	0- 0	0- 2		5- 3		
3- 8	0- 0		0- 0	AWAY	0- 0	0- 1		3- 7		
0- 2	0- 0		0- 0	NEUTRAL	0- 0	0- 0		0- 2		
4- 9	0- 0		0- 0	NON-CONFERENCE	0- 0	0- 2		4- 7		
2- 3	0- 0		0- 0	HOME	0- 0	0- 2		2- 1		
2- 4	0- 0		0- 0	AWAY	0- 0	0- 0		2- 4		
0- 2	0- 0		0- 0	NEUTRAL	0- 0	0- 0		0- 2		
4- 6	0- 0		0- 0	CONFERENCE	0- 0	0- 1		4- 5		
3- 2	0- 0		0- 0	HOME	0- 0	0- 0		3- 2		
1- 4	0- 0		0- 0	AWAY	0- 0	0- 1		1- 3		
0- 0	0- 0		0- 0	NEUTRAL	0- 0	0- 0		0- 0		

RPI 1-25				RPI 26-50				RPI 51-100				RPI 101+ Team's RPI: 320			
RPI	S	Opponent	Score	RPI	S	Opponent	Score	RPI	S	Opponent	Score	RPI	S	Opponent	Score
												109	A	McNeese St.	51 66
												114	H	Missouri	58 75
												115	H	Colorado	58 71
												155	A	Stephen F. Austin	57 69
												164	A	Sam Houston St.	54 75
												164	H	Sam Houston St.	56 65
												165	N	North Texas	58 72
												198	A	SMU	64 73
												200	A	Indiana	58 80
												211	A	Rice	64 61
												216	A	Arkansas St.	71 84
												217	H	Nicholls St.	70 63
												232	H	Iona	77 68
												241	A	Texas St.	67 73
												246	A	Tex.-Pan American	52 69
												246	H	Tex.-Pan American	56 58
												290	A	Texas-Arlington	61 51
												304	H	UTSA	38 58
												311	H	Southeastern La.	78 73
												318	H	Jackson St.	64 61
												331	H	Northwestern St.	88 86
												333	N	Texas Southern	54 63
												341	A	Houston Baptist	65 45
LAST 12 Division I GAMES:															
				164	A	Sam Houston St.	54 75					290	A	Texas-Arlington	61 51
				331	H	Northwestern St.	88 86					311	H	Southeastern La.	78 73
				217	H	Nicholls St.	70 63					304	H	UTSA	38 58
				155	A	Stephen F. Austin	57 69					109	A	McNeese St.	51 66
				241	A	Texas St.	67 73					200	A	Indiana	58 80
				164	H	Sam Houston St.	56 65					198	A	SMU	64 73

Non-Div I Games:

A&M-Corpus Christi

Loss, Non-Conf, S Site, H Home A Away N Neutral

Average RPI Win:	292	WON-LOST	WINNING	LAST 12	STRENGTH OF	OPP. STRENGTH	TEAM	ADJ.	CONF.	ADJ CONF.
Average RPI Loss:	183	RECORD	PCT. RANK	GAMES	SCHEDULE	OF SCHEDULE	RPI	RPI	RPI	RPI
DIV. I ONLY	5- 19	302	1- 11	256	290	313	313	23	23	
DIV. I NON-CONF.	5- 10	241	1- 2	262	315	317	317	25	25	
TOTALS	RPI 1-25	RPI 26-50	W-L RECORDS	RPI 51-100	RPI 101-150	RPI 150+				
5- 19	0- 0	0- 0	OVERALL	0- 1	0- 7	5- 11				
2- 8	0- 0	0- 0	HOME	0- 1	0- 3	2- 4				
3- 11	0- 0	0- 0	AWAY	0- 0	0- 4	3- 7				
0- 0	0- 0	0- 0	NEUTRAL	0- 0	0- 0	0- 0				
5- 10	0- 0	0- 0	NON-CONFERENCE	0- 1	0- 5	5- 4				
2- 4	0- 0	0- 0	HOME	0- 1	0- 2	2- 1				
3- 6	0- 0	0- 0	AWAY	0- 0	0- 3	3- 3				
0- 0	0- 0	0- 0	NEUTRAL	0- 0	0- 0	0- 0				
0- 9	0- 0	0- 0	CONFERENCE	0- 0	0- 2	0- 7				
0- 4	0- 0	0- 0	HOME	0- 0	0- 1	0- 3				
0- 5	0- 0	0- 0	AWAY	0- 0	0- 1	0- 4				
0- 0	0- 0	0- 0	NEUTRAL	0- 0	0- 0	0- 0				

RPI 1-25				RPI 26-50				RPI 51-100				RPI 101+				Team's RPI: 313	
RPI	S	Opponent	Score	RPI	S	Opponent	Score	RPI	S	Opponent	Score	RPI	S	Opponent	Score		
								96	H	South Fla.	70 73	105	H	San Diego St.	62 75		
												116	A	Pacific	59 95		
												120	A	UT Martin	60 84		
												129	H	Denver	52 54		
												132	A	UNLV	47 63		
												136	A	Minnesota	46 81		
												146	H	Northern Colo.	51 71		
												173	A	Alabama	45 80		
												182	A	Colorado St.	39 73		
												182	H	Colorado St.	39 77		
												185	H	TCU	44 66		
												188	A	Navy	59 71		
												238	A	Boise St.	59 83		
												238	H	Boise St.	75 81		
												240	H	North Dakota	65 54		
												241	A	Texas St.	77 69		
												245	A	Wyoming	36 98		
												271	A	San Jose St.	53 68		
												288	H	Longwood	48 59		
												303	A	New Mexico	44 67		
												318	H	Jackson St.	64 51		
												330	A	Lipscomb	68 59		
												333	A	Texas Southern	64 54		
LAST 12 Division I GAMES:																	
238	A	Boise St.	59 83	245	A	Wyoming	36 98										
182	H	Colorado St.	39 77	238	H	Boise St.	75 81										
303	A	New Mexico	44 67	182	A	Colorado St.	39 73										
132	A	UNLV	47 63	288	H	Longwood	48 59										
185	H	TCU	44 66	240	H	North Dakota	65 54										
105	H	San Diego St.	62 75	173	A	Alabama	45 80										

Non-Div I Games:

Air Force

■ Loss,
■ Non-Conf, S Site,
■ Home
■ Away
N Neutral

Average RPI Win: 235	WON-LOST	WINNING	LAST 12	STRENGTH OF	OPP. STRENGTH	TEAM	ADJ.	CONF.	ADJ CONF.
Average RPI Loss: 121	RECORD	PCT. RANK	GAMES	SCHEDULE	OF SCHEDULE	RPI	RPI	RPI	RPI
DIV. I ONLY	11- 14	207	6- 6	170	137	197	197	12	12
DIV. I NON-CONF.	6- 8	208	1- 0	168	122	194	194	14	14
TOTALS	RPI 1-25	RPI 26-50	W-L RECORDS	RPI 51-100	RPI 101-150	RPI 150+			
11- 14	0- 1	0- 0	OVERALL	1- 6	1- 2	9- 5			
6- 7	0- 0	0- 0	HOME	1- 2	0- 2	5- 3			
4- 7	0- 1	0- 0	AWAY	0- 4	1- 0	3- 2			
1- 0	0- 0	0- 0	NEUTRAL	0- 0	0- 0	1- 0			
6- 8	0- 1	0- 0	NON-CONFERENCE	1- 3	1- 1	4- 3			
3- 5	0- 0	0- 0	HOME	1- 2	0- 1	2- 2			
2- 3	0- 1	0- 0	AWAY	0- 1	1- 0	1- 1			
1- 0	0- 0	0- 0	NEUTRAL	0- 0	0- 0	1- 0			
5- 6	0- 0	0- 0	CONFERENCE	0- 3	0- 1	5- 2			
3- 2	0- 0	0- 0	HOME	0- 0	0- 1	3- 1			
2- 4	0- 0	0- 0	AWAY	0- 3	0- 0	2- 1			
0- 0	0- 0	0- 0	NEUTRAL	0- 0	0- 0	0- 0			

RPI	S	Opponent	Score	RPI	S	Opponent	Score	RPI	S	Opponent	Score	RPI	S	Opponent	Score	Team's RPI: 197
5	A	Notre Dame	61 81					66	A	Bowling Green	58 62	112	H	Providence	65 78	
								67	H	Howard	64 63	113	H	Miami (OH)	85 95	
								68	H	Florida St.	64 90	140	A	Seattle	85 74	
								70	A	Eastern Mich.	46 91	158	H	Saint Francis (PA)	79 80	
								72	A	Duquesne	70 77	159	H	Central Mich.	97 87	
								82	A	Toledo	60 71	176	H	Northern Ill.	66 72	
								92	H	Drexel	60 67	189	A	Robert Morris	78 85	
												214	A	Buffalo	91 82	
												215	N	Loyola Chicago	97 86	
												234	H	Youngstown St.	72 78	
												254	A	Ohio	71 72	
												258	A	Ball St.	78 70	
												275	A	Cleveland St.	84 74	
												299	H	Kent St.	68 62	
												312	H	Western Mich.	81 67	
												324	H	Saint Peter's	87 50	
												326	H	Chicago St.	82 48	
LAST 12 Division I GAMES:																
312	H	Western Mich.	81 67	254	A	Ohio	71 72									
159	H	Central Mich.	97 87	299	H	Kent St.	68 62									
82	A	Toledo	60 71	214	A	Buffalo	91 82									
70	A	Eastern Mich.	46 91	66	A	Bowling Green	58 62									
176	H	Northern Ill.	66 72	113	H	Miami (OH)	85 95									
258	A	Ball St.	78 70	326	H	Chicago St.	82 48									

Non-Div I Games:

Akron

■ Loss,
 ■ Non-Conf,
 S Site,
 ■ Home
 ■ Away
 N Neutral

Alabama

Through Games Of Sunday, February 12, 2012

Average RPI Win:	233	WON-LOST	WINNING	LAST 12	STRENGTH OF	OPP. STRENGTH	TEAM	ADJ.	CONF.	ADJ CONF.
Average RPI Loss:	74	RECORD	PCT. RANK	GAMES	SCHEDULE	OF SCHEDULE	RPI	RPI	RPI	RPI
DIV. I ONLY	11- 15	217	1- 11	115	77	173	173	3	3	
DIV. I NON-CONF.	10- 4	81	0- 0	290	233	272	272	5	5	
TOTALS	RPI 1-25	RPI 26-50	W-L RECORDS	RPI 51-100	RPI 101-150	RPI 150+				
11- 15	0- 3	1- 5	OVERALL	0- 2	0- 2	10- 3				
7- 6	0- 2	1- 1	HOME	0- 0	0- 2	6- 1				
2- 8	0- 1	0- 4	AWAY	0- 2	0- 0	2- 1				
2- 1	0- 0	0- 0	NEUTRAL	0- 0	0- 0	2- 1				
10- 4	0- 0	1- 0	NON-CONFERENCE	0- 2	0- 0	9- 2				
7- 0	0- 0	1- 0	HOME	0- 0	0- 0	6- 0				
1- 3	0- 0	0- 0	AWAY	0- 2	0- 0	1- 1				
2- 1	0- 0	0- 0	NEUTRAL	0- 0	0- 0	2- 1				
1- 11	0- 3	0- 5	CONFERENCE	0- 0	0- 2	1- 1				
0- 6	0- 2	0- 1	HOME	0- 0	0- 2	0- 1				
1- 5	0- 1	0- 4	AWAY	0- 0	0- 0	1- 0				
0- 0	0- 0	0- 0	NEUTRAL	0- 0	0- 0	0- 0				

RPI 1-25				RPI 26-50				RPI 51-100				RPI 101+ Team's RPI: 173			
RPI	S	Opponent	Score	RPI	S	Opponent	Score	RPI	S	Opponent	Score	RPI	S	Opponent	Score
4	H	Tennessee	56 86	28	A	Arkansas	52 70	76	A	Central Ark.	46 58	111	H	Auburn	55 65
9	A	Kentucky	68 82	33	A	South Carolina	42 68	86	A	North Carolina St.	57 79	117	H	Mississippi St.	61 66
21	H	Georgia	66 81	35	H	Kansas	80 76					162	N	Seton Hall	62 56
				36	A	LSU	40 84					165	A	North Texas	63 69
				36	H	LSU	46 51					170	N	Old Dominion	76 77
				37	A	Florida	37 61					178	N	Louisiana Tech	67 59
												179	A	Ole Miss	52 47
												179	H	Ole Miss	55 69
												217	H	Nicholls St.	72 51
												256	H	Presbyterian	65 47
												280	H	Ga. Southern	67 34
												305	A	Alabama St.	64 54
												311	H	Southeastern La.	69 56
												313	H	Air Force	80 45
												331	H	Northwestern St.	78 52
LAST 12 Division I GAMES:															
36	H	LSU	46 51	37	A	Florida	37 61								
179	A	Ole Miss	52 47	179	H	Ole Miss	55 69								
21	H	Georgia	66 81	117	H	Mississippi St.	61 66								
28	A	Arkansas	52 70	36	A	LSU	40 84								
9	A	Kentucky	68 82	111	H	Auburn	55 65								
4	H	Tennessee	56 86	33	A	South Carolina	42 68								

Non-Div I Games:

Alabama

■ Loss,
■ Non-Conf, S Site,
■ Home
■ Away
N Neutral

Average RPI Win: 297	WON-LOST	WINNING	LAST 12	STRENGTH OF	OPP. STRENGTH	TEAM	ADJ.	CONF.	ADJ CONF.
Average RPI Loss: 140	RECORD	PCT. RANK	GAMES	SCHEDULE	OF SCHEDULE	RPI	RPI	RPI	RPI
DIV. I ONLY	11- 10	149	7- 5	330	280	220	220	32	32
DIV. I NON-CONF.	4- 5	201	0- 0	186	162	134	134	15	15
TOTALS	RPI 1-25	RPI 26-50	W-L RECORDS	RPI 51-100	RPI 101-150	RPI 150+			
11- 10	0- 1	0- 1	OVERALL	0- 3	0- 2	11- 3			
7- 1	0- 0	0- 0	HOME	0- 0	0- 1	7- 0			
4- 9	0- 1	0- 1	AWAY	0- 3	0- 1	4- 3			
0- 0	0- 0	0- 0	NEUTRAL	0- 0	0- 0	0- 0			
4- 5	0- 1	0- 1	NON-CONFERENCE	0- 3	0- 0	4- 0			
3- 0	0- 0	0- 0	HOME	0- 0	0- 0	3- 0			
1- 5	0- 1	0- 1	AWAY	0- 3	0- 0	1- 0			
0- 0	0- 0	0- 0	NEUTRAL	0- 0	0- 0	0- 0			
7- 5	0- 0	0- 0	CONFERENCE	0- 0	0- 2	7- 3			
4- 1	0- 0	0- 0	HOME	0- 0	0- 1	4- 0			
3- 4	0- 0	0- 0	AWAY	0- 0	0- 1	3- 3			
0- 0	0- 0	0- 0	NEUTRAL	0- 0	0- 0	0- 0			

RPI 1-25				RPI 26-50				RPI 51-100				RPI 101+ Team's RPI: 220			
RPI	S	Opponent	Score	RPI	S	Opponent	Score	RPI	S	Opponent	Score	RPI	S	Opponent	Score
25	A	Vanderbilt	55 86	33	A	South Carolina	53 60	68	A	Florida St.	41 86	150	A	Mississippi Val.	44 73
								80	A	Illinois	65 83	150	H	Mississippi Val.	67 69
								99	A	UAB	46 57	203	A	Grambling	76 64
												228	A	Southern U.	32 51
												250	A	Alcorn St.	45 49
												251	H	Tennessee Tech	61 35
												291	H	Prairie View	55 53
												294	H	Murray St.	76 71
												301	A	Austin Peay	80 68
												305	A	Alabama St.	65 56
												305	H	Alabama St.	63 51
												318	A	Jackson St.	66 72
												328	A	Ark.-Pine Bluff	61 55
												328	H	Ark.-Pine Bluff	64 44
												330	H	Lipscomb	72 54
												333	H	Texas Southern	56 36
LAST 12 Division I GAMES:															
305	H	Alabama St.	63 51	228	A	Southern U.	32 51	305	A	Alabama St.	65 56				
150	A	Mississippi Val.	44 73	150	H	Mississippi Val.	67 69	328	H	Ark.-Pine Bluff	64 44				
328	A	Ark.-Pine Bluff	61 55	203	A	Grambling	76 64	250	A	Alcorn St.	45 49				
291	H	Prairie View	55 53	318	A	Jackson St.	66 72								
333	H	Texas Southern	56 36												
250	A	Alcorn St.	45 49												

Non-Div I Games: Stillman

62 40

Alabama A&M

■ Loss,
 ■ Non-Conf, S Site,
 ■ Home
 ■ Away
 N Neutral

Average RPI Win:	281	WON-LOST	WINNING	LAST 12	STRENGTH OF	OPP. STRENGTH	TEAM	ADJ.	CONF.	ADJ CONF.
Average RPI Loss:	186	RECORD	PCT. RANK	GAMES	SCHEDULE	OF SCHEDULE	RPI	RPI	RPI	RPI
DIV. I ONLY	8- 12	229	6- 6	333	306	305	305	32	32	
DIV. I NON-CONF.	2- 6	275	0- 0	233	216	247	247	15	15	
TOTALS	RPI 1-25	RPI 26-50	W-L RECORDS	RPI 51-100	RPI 101-150	RPI 150+				
8- 12	0- 1	0- 1	OVERALL	0- 0	1- 2	7- 8				
5- 5	0- 0	0- 0	HOME	0- 0	1- 1	4- 4				
3- 7	0- 1	0- 1	AWAY	0- 0	0- 1	3- 4				
0- 0	0- 0	0- 0	NEUTRAL	0- 0	0- 0	0- 0				
2- 6	0- 1	0- 1	NON-CONFERENCE	0- 0	0- 1	2- 3				
1- 4	0- 0	0- 0	HOME	0- 0	0- 1	1- 3				
1- 2	0- 1	0- 1	AWAY	0- 0	0- 0	1- 0				
0- 0	0- 0	0- 0	NEUTRAL	0- 0	0- 0	0- 0				
6- 6	0- 0	0- 0	CONFERENCE	0- 0	1- 1	5- 5				
4- 1	0- 0	0- 0	HOME	0- 0	1- 0	3- 1				
2- 5	0- 0	0- 0	AWAY	0- 0	0- 1	2- 4				
0- 0	0- 0	0- 0	NEUTRAL	0- 0	0- 0	0- 0				

RPI 1-25				RPI 26-50				RPI 51-100				RPI 101+ Team's RPI: 305			
RPI	S	Opponent	Score	RPI	S	Opponent	Score	RPI	S	Opponent	Score	RPI	S	Opponent	Score
17	A	Georgia Tech	37 97	36	A	LSU	35 67					143	H	Samford	51 62
												150	A	Mississippi Val.	50 65
												150	H	Mississippi Val.	65 62
												173	H	Alabama	54 64
												203	A	Grambling	48 62
												217	A	Nicholls St.	61 57
												220	A	Alabama A&M	51 63
												220	H	Alabama A&M	56 65
												228	A	Southern U.	51 71
												250	A	Alcorn St.	49 56
												255	H	Kennesaw St.	51 61
												284	H	Savannah St.	47 45
												291	H	Prairie View	67 53
												318	A	Jackson St.	52 49
												328	A	Ark.-Pine Bluff	68 57
												328	H	Ark.-Pine Bluff	66 58
												333	H	Texas Southern	68 47
												338	H	Troy	53 60
LAST 12 Division I GAMES:															
220	A	Alabama A&M	51 63	250	A	Alcorn St.	49 56								
328	A	Ark.-Pine Bluff	68 57	220	H	Alabama A&M	56 65								
150	A	Mississippi Val.	50 65	328	H	Ark.-Pine Bluff	66 58								
333	H	Texas Southern	68 47	150	H	Mississippi Val.	65 62								
291	H	Prairie View	67 53	318	A	Jackson St.	52 49								
228	A	Southern U.	51 71	203	A	Grambling	48 62								

Non-Div I Games: Mobile 78 59

Alabama St.

■ Loss,
 ■ Non-Conf,
 ■ S Site,
 ■ Home
 ■ A Away
 N Neutral

Albany (NY)

Through Games Of Sunday, February 12, 2012

Average RPI Win: 223	WON-LOST	WINNING	LAST 12	STRENGTH OF	OPP. STRENGTH	TEAM	ADJ.	CONF.	ADJ CONF.
Average RPI Loss: 117	RECORD	PCT. RANK	GAMES	SCHEDULE	OF SCHEDULE	RPI	RPI	RPI	RPI
DIV. I ONLY	17- 9	91	10- 2	168	243	106	106	14	14
DIV. I NON-CONF.	6- 7	181	0- 0	95	295	76	76	16	16
TOTALS	RPI 1-25	RPI 26-50	W-L RECORDS	RPI 51-100	RPI 101-150	RPI 150+			
17- 9	0- 0	0- 1	OVERALL	2- 3	3- 3	12- 2			
9- 2	0- 0	0- 0	HOME	1- 2	2- 0	6- 0			
8- 6	0- 0	0- 1	AWAY	1- 1	1- 2	6- 2			
0- 1	0- 0	0- 0	NEUTRAL	0- 0	0- 1	0- 0			
6- 7	0- 0	0- 1	NON-CONFERENCE	1- 1	1- 3	4- 2			
4- 0	0- 0	0- 0	HOME	1- 0	1- 0	2- 0			
2- 6	0- 0	0- 1	AWAY	0- 1	0- 2	2- 2			
0- 1	0- 0	0- 0	NEUTRAL	0- 0	0- 1	0- 0			
11- 2	0- 0	0- 0	CONFERENCE	1- 2	2- 0	8- 0			
5- 2	0- 0	0- 0	HOME	0- 2	1- 0	4- 0			
6- 0	0- 0	0- 0	AWAY	1- 0	1- 0	4- 0			
0- 0	0- 0	0- 0	NEUTRAL	0- 0	0- 0	0- 0			

RPI S	Opponent	Score	RPI S	Opponent	Score	RPI S	Opponent	Score	RPI S	Opponent	Score	Team's RPI: 106
50	A Iowa	60 82	73	H Boston U.	54 58	110	N Charlotte	59 61				
			78	H Sacred Heart	64 54	126	A LIU Brooklyn	52 64				
			82	A Toledo	39 53	145	H La Salle	81 76				
			83	A Hartford	40 37	148	A UMBC	65 63				
			83	H Hartford	57 65	148	H UMBC	53 41				
						149	A FIU	56 69				
						186	A Brown	53 65				
						191	A New Hampshire	60 44				
						191	H New Hampshire	68 59				
						196	A Canisius	60 64				
						221	A Fordham	59 42				
						237	A Binghamton	37 36				
						239	H Niagara	55 42				
						269	H Vermont	65 47				
						279	A Siena	72 48				
						308	A Maine	60 48				
						308	H Maine	68 55				
						309	A Stony Brook	57 32				
						309	H Stony Brook	57 47				
						336	H St. Francis (NY)	50 34				
LAST 12 Division I GAMES:												
308	H Maine	68 55	269	H Vermont	65 47							
191	H New Hampshire	68 59	73	H Boston U.	54 58							
309	H Stony Brook	57 47	308	A Maine	60 48							
148	A UMBC	65 63	191	A New Hampshire	60 44							
83	H Hartford	57 65	309	A Stony Brook	57 32							
237	A Binghamton	37 36	148	H UMBC	53 41							

Non-Div I Games:

Albany (NY)

Loss, Non-Conf, S Site, H Home A Away N Neutral

Average RPI Win: 287	WON-LOST	WINNING	LAST 12	STRENGTH OF	OPP. STRENGTH	TEAM	ADJ.	CONF.	ADJ CONF.
Average RPI Loss: 164	RECORD	PCT. RANK	GAMES	SCHEDULE	OF SCHEDULE	RPI	RPI	RPI	RPI
DIV. I ONLY	9- 15	242	7- 5	297	285	250	250	32	32
DIV. I NON-CONF.	2- 10	304	0- 0	201	135	193	193	15	15
TOTALS	RPI 1-25	RPI 26-50	W-L RECORDS	RPI 51-100	RPI 101-150	RPI 150+			
9- 15	0- 0	0- 0	OVERALL	0- 4	1- 3	8- 8			
4- 1	0- 0	0- 0	HOME	0- 0	1- 0	3- 1			
4- 11	0- 0	0- 0	AWAY	0- 2	0- 3	4- 6			
1- 3	0- 0	0- 0	NEUTRAL	0- 2	0- 0	1- 1			
2- 10	0- 0	0- 0	NON-CONFERENCE	0- 4	0- 2	2- 4			
0- 0	0- 0	0- 0	HOME	0- 0	0- 0	0- 0			
1- 7	0- 0	0- 0	AWAY	0- 2	0- 2	1- 3			
1- 3	0- 0	0- 0	NEUTRAL	0- 2	0- 0	1- 1			
7- 5	0- 0	0- 0	CONFERENCE	0- 0	1- 1	6- 4			
4- 1	0- 0	0- 0	HOME	0- 0	1- 0	3- 1			
3- 4	0- 0	0- 0	AWAY	0- 0	0- 1	3- 3			
0- 0	0- 0	0- 0	NEUTRAL	0- 0	0- 0	3- 0			

RPI 1-25			RPI 26-50			RPI 51-100			RPI 101+			Team's RPI: 250
RPI	S	Opponent	Score	RPI	S	Opponent	Score	RPI	S	Opponent	Score	
						56 A Oklahoma St.	36 69	117 A Mississippi St.		48 66		
						65 A Texas	42 74	136 A Minnesota		46 75		
						75 N Fla. Gulf Coast	38 85	150 A Mississippi Val.		58 66		
						86 N North Carolina St.	70 85	150 H Mississippi Val.		65 61		
								152 N Harvard		55 78		
								198 A SMU		54 76		
								203 A Grambling		58 66		
								203 H Grambling		44 55		
								211 A Rice		57 74		
								220 H Alabama A&M		49 45		
								228 A Southern U.		62 67		
								262 A Hawaii		63 66		
								291 A Prairie View		59 54		
								305 H Alabama St.		56 49		
								311 A Southeastern La.		62 54		
								318 A Jackson St.		55 76		
								318 H Jackson St.		53 51		
								328 A Ark.-Pine Bluff		65 51		
								331 N Northwestern St.		70 60		
								333 A Texas Southern		51 48		
LAST 12 Division I GAMES:												
150 H Mississippi Val.		65 61	328 A Ark.-Pine Bluff		65 51	150 A Mississippi Val.		58 66				
203 A Grambling		58 66	203 H Grambling		44 55	318 H Jackson St.		53 51				
318 A Jackson St.		55 76	318 H Jackson St.		53 51	291 A Prairie View		59 54				
228 A Southern U.		62 67	291 A Prairie View		59 54	333 A Texas Southern		51 48				
220 H Alabama A&M		49 45										
305 H Alabama St.		56 49										

Non-Div I Games:

Alcorn St.

■ Loss,
 ■ Non-Conf,
 ■ S Site,
 ■ Home
 ■ A Away
 N Neutral

Average RPI Win: 246	WON-LOST	WINNING	LAST 12	STRENGTH OF	OPP. STRENGTH	TEAM	ADJ.	CONF.	ADJ CONF.
Average RPI Loss: 127	RECORD	PCT. RANK	GAMES	SCHEDULE	OF SCHEDULE	RPI	RPI	RPI	RPI
DIV. I ONLY	18- 6	39	11- 1	263	270	139	139	28	28
DIV. I NON-CONF.	8- 6	129	1- 1	244	234	131	131	31	31
<hr/>									
TOTALS	RPI 1-25	RPI 26-50	W-L RECORDS	RPI 51-100	RPI 101-150	RPI 150+			
18- 6	0- 1	0- 1	OVERALL	0- 1	0- 0	18- 3			
9- 5	0- 1	0- 1	HOME	0- 1	0- 0	9- 2			
7- 1	0- 0	0- 0	AWAY	0- 0	0- 0	7- 1			
2- 0	0- 0	0- 0	NEUTRAL	0- 0	0- 0	2- 0			
8- 6	0- 1	0- 1	NON-CONFERENCE	0- 1	0- 0	8- 3			
3- 5	0- 1	0- 1	HOME	0- 1	0- 0	3- 2			
3- 1	0- 0	0- 0	AWAY	0- 0	0- 0	3- 1			
2- 0	0- 0	0- 0	NEUTRAL	0- 0	0- 0	2- 0			
10- 0	0- 0	0- 0	CONFERENCE	0- 0	0- 0	10- 0			
6- 0	0- 0	0- 0	HOME	0- 0	0- 0	6- 0			
4- 0	0- 0	0- 0	AWAY	0- 0	0- 0	4- 0			
0- 0	0- 0	0- 0	NEUTRAL	0- 0	0- 0	0- 0			

RPI 1-25				RPI 26-50				RPI 51-100				RPI 101+ Team's RPI: 139			
RPI	S	Opponent	Score	RPI	S	Opponent	Score	RPI	S	Opponent	Score	RPI	S	Opponent	Score
12	H	Maryland	42 76	27	H	James Madison	64 68	62	H	Quinnipiac	59 72	160	A	Holy Cross	61 58
												160	H	Holy Cross	67 47
												175	H	Loyola Maryland	63 48
												180	A	Lehigh	67 50
												180	H	Lehigh	55 49
												188	H	Navy	49 44
												193	A	George Mason	55 51
												205	H	Mt. St. Mary's	77 62
												209	A	George Washington	49 60
												226	H	Oakland	62 68
												227	H	Md.-East. Shore	37 39
												234	A	Youngstown St.	48 41
												264	A	Army	40 39
												271	N	San Jose St.	49 46
												301	N	Austin Peay	55 54
												306	H	Lafayette	80 54
												312	H	Western Mich.	77 52
												314	A	Colgate	56 43
												314	H	Colgate	70 47
												337	H	Bucknell	71 45
												338	A	Troy	55 45
<hr/>															
LAST 12 Division I GAMES:															
160	H	Holy Cross	67 47	188	H	Navy	49 44	160	A	Holy Cross	61 58				
180	A	Lehigh	67 50	180	H	Lehigh	55 49	180	H	Lehigh	55 49				
314	H	Colgate	70 47	314	A	Colgate	56 43	209	A	George Washington	49 60				
306	H	Lafayette	80 54	312	H	Western Mich.	77 52								
337	H	Bucknell	71 45												
264	A	Army	40 39												

Non-Div I Games:

American

■ Loss,
■ Non-Conf, S Site,
■ Home
■ Away
N Neutral

Average RPI Win:	249	WON-LOST	WINNING	LAST 12	STRENGTH OF	OPP. STRENGTH	TEAM	ADJ.	CONF.	ADJ CONF.
Average RPI Loss:	55	RECORD	PCT. RANK	GAMES	SCHEDULE	OF SCHEDULE	RPI	RPI	RPI	RPI
DIV. I ONLY	20- 3	13	11- 1	329	169	95	95	15	15	
DIV. I NON-CONF.	6- 2	61	0- 0	330	136	108	108	21	21	
TOTALS	RPI 1-25	RPI 26-50	W-L RECORDS	RPI 51-100	RPI 101-150	RPI 150+				
20- 3	0- 1	0- 1	OVERALL	1- 1	1- 0	18- 0				
9- 1	0- 0	0- 0	HOME	1- 1	1- 0	7- 0				
10- 2	0- 1	0- 1	AWAY	0- 0	0- 0	10- 0				
1- 0	0- 0	0- 0	NEUTRAL	0- 0	0- 0	1- 0				
6- 2	0- 1	0- 1	NON-CONFERENCE	0- 0	0- 0	6- 0				
2- 0	0- 0	0- 0	HOME	0- 0	0- 0	2- 0				
3- 2	0- 1	0- 1	AWAY	0- 0	0- 0	3- 0				
1- 0	0- 0	0- 0	NEUTRAL	0- 0	0- 0	1- 0				
14- 1	0- 0	0- 0	CONFERENCE	1- 1	1- 0	12- 0				
7- 1	0- 0	0- 0	HOME	1- 1	1- 0	5- 0				
7- 0	0- 0	0- 0	AWAY	0- 0	0- 0	7- 0				
0- 0	0- 0	0- 0	NEUTRAL	0- 0	0- 0	0- 0				

RPI 1-25				RPI 26-50				RPI 51-100				RPI 101+ Team's RPI: 95			
RPI	S	Opponent	Score	RPI	S	Opponent	Score	RPI	S	Opponent	Score	RPI	S	Opponent	Score
21	A	Georgia	37 81	47	A	Virginia	48 80	69	H	Chattanooga	62 51	143	H	Samford	53 49
								97	H	Davidson	52 55	166	A	Furman	78 63
												202	A	Elon	72 58
												213	A	Georgia St.	82 58
												235	A	Col. of Charleston	50 41
												235	H	Col. of Charleston	71 52
												249	A	Western Caro.	82 46
												249	H	Western Caro.	58 39
												265	N	Eastern Ky.	64 62
												280	A	Ga. Southern	57 46
												280	H	Ga. Southern	64 45
												283	A	Wofford	59 58
												283	H	Wofford	75 46
												288	H	Longwood	64 54
												296	H	East Tenn. St.	89 65
												297	A	UNC Greensboro	81 66
												297	H	UNC Greensboro	79 60
												322	A	Gardner-Webb	69 41
												329	A	UNC Asheville	85 71
LAST 12 Division I GAMES:															
297	H	UNC Greensboro	79 60	143	H	Samford	53 49								
283	H	Wofford	75 46	69	H	Chattanooga	62 51								
235	A	Col. of Charleston	50 41	283	A	Wofford	59 58								
280	A	Ga. Southern	57 46	97	H	Davidson	52 55								
249	H	Western Caro.	58 39	297	A	UNC Greensboro	81 66								
166	A	Furman	78 63	202	A	Elon	72 58								

Non-Div I Games:

Appalachian St.

■ Loss,
 ■ Non-Conf, S Site,
 ■ Home
 ■ Away
 N Neutral

Average RPI Win: 192	WON-LOST	WINNING	LAST 12	STRENGTH OF	OPP. STRENGTH	TEAM	ADJ.	CONF.	ADJ CONF.
Average RPI Loss: 80	RECORD	PCT. RANK	GAMES	SCHEDULE	OF SCHEDULE	RPI	RPI	RPI	RPI
DIV. I ONLY	12- 12	167	2- 10	112	75	135	135	4	4
DIV. I NON-CONF.	10- 1	14	0- 0	267	223	210	210	6	6
TOTALS	RPI 1-25	RPI 26-50	W-L RECORDS	RPI 51-100	RPI 101-150	RPI 150+			
12- 12	0- 1	1- 3	OVERALL	2- 3	2- 5	7- 0			
6- 5	0- 1	1- 2	HOME	1- 0	1- 2	3- 0			
5- 6	0- 0	0- 0	AWAY	1- 3	0- 3	4- 0			
1- 1	0- 0	0- 1	NEUTRAL	0- 0	1- 0	0- 0			
10- 1	0- 0	0- 1	NON-CONFERENCE	1- 0	2- 0	7- 0			
5- 0	0- 0	0- 0	HOME	1- 0	1- 0	3- 0			
4- 0	0- 0	0- 0	AWAY	0- 0	0- 0	4- 0			
1- 1	0- 0	0- 1	NEUTRAL	0- 0	1- 0	0- 0			
2- 11	0- 1	1- 2	CONFERENCE	1- 3	0- 5	0- 0			
1- 5	0- 1	1- 2	HOME	0- 0	0- 2	0- 0			
1- 6	0- 0	0- 0	AWAY	1- 3	0- 3	0- 0			
0- 0	0- 0	0- 0	NEUTRAL	0- 0	0- 0	0- 0			

RPI 1-25				RPI 26-50				RPI 51-100				RPI 101+				Team's RPI: 135
RPI	S	Opponent	Score	RPI	S	Opponent	Score	RPI	S	Opponent	Score	RPI	S	Opponent	Score	
3	H	Stanford	51 91	38	H	Southern California	67 72	55	A	Oregon St.	58 56	103	N	Syracuse	80 74	
				40	N	BYU	73 82	59	A	Arizona St.	45 60	115	A	Colorado	59 69	
				41	H	California	74 78	88	H	Wichita St.	74 60	115	H	Colorado	54 56	
				49	H	UCLA	74 66	90	A	Washington St.	68 78	118	A	Oregon	73 87	
								98	A	Washington	48 77	124	A	Utah	67 73	
												124	H	Utah	60 65	
												132	H	UNLV	62 58	
												165	H	North Texas	69 62	
												213	A	Georgia St.	79 66	
												263	H	Long Beach St.	66 42	
												280	A	Ga. Southern	88 46	
												303	H	New Mexico	59 50	
												325	A	New Mexico St.	84 67	
												328	A	Ark.-Pine Bluff	67 37	
LAST 12 Division I GAMES:																
124	A	Utah	67 73	115	H	Colorado	54 56									
115	A	Colorado	59 69	124	H	Utah	60 65									
3	H	Stanford	51 91	55	A	Oregon St.	58 56									
41	H	California	74 78	118	A	Oregon	73 87									
90	A	Washington St.	68 78	38	H	Southern California	67 72									
98	A	Washington	48 77	49	H	UCLA	74 66									

Non-Div I Games: BYU-Hawaii 78 61

Arizona

■ Loss,
 ■ Non-Conf, S Site,
 ■ Home
 ■ Away
 N Neutral

Average RPI Win:	147	WON-LOST	WINNING	LAST 12	STRENGTH OF	OPP. STRENGTH	TEAM	ADJ.	CONF.	ADJ CONF.
Average RPI Loss:	43	RECORD	PCT. RANK	GAMES	SCHEDULE	OF SCHEDULE	RPI	RPI	RPI	RPI
DIV. I ONLY	16- 8	83	6- 6	45	43	59	59	4	4	
DIV. I NON-CONF.	9- 2	37	0- 0	98	51	85	85	6	6	
TOTALS	RPI 1-25	RPI 26-50	W-L RECORDS	RPI 51-100	RPI 101-150	RPI 150+				
16- 8	0- 3	0- 3	OVERALL	5- 1	6- 1	5- 0				
10- 4	0- 1	0- 3	HOME	2- 0	4- 0	4- 0				
5- 3	0- 1	0- 0	AWAY	2- 1	2- 1	1- 0				
1- 1	0- 1	0- 0	NEUTRAL	1- 0	0- 0	0- 0				
9- 2	0- 2	0- 0	NON-CONFERENCE	3- 0	1- 0	5- 0				
7- 0	0- 0	0- 0	HOME	2- 0	1- 0	4- 0				
1- 1	0- 1	0- 0	AWAY	0- 0	0- 0	1- 0				
1- 1	0- 1	0- 0	NEUTRAL	1- 0	0- 0	0- 0				
7- 6	0- 1	0- 3	CONFERENCE	2- 1	5- 1	0- 0				
3- 4	0- 1	0- 3	HOME	0- 0	3- 0	0- 0				
4- 2	0- 0	0- 0	AWAY	2- 1	2- 1	0- 0				
0- 0	0- 0	0- 0	NEUTRAL	0- 0	0- 0	0- 0				

RPI 1-25				RPI 26-50				RPI 51-100				RPI 101+			
RPI	S	Opponent	Score	RPI	S	Opponent	Score	RPI	S	Opponent	Score	RPI	S	Opponent	Score
3	H	Stanford	49 62	38	H	Southern California	48 60	55	A	Oregon St.	51 56	115	A	Colorado	60 47
13	N	Rutgers	52 59	41	H	California	62 67	57	H	UTEP	47 45	115	H	Colorado	64 43
18	A	DePaul	55 73	49	H	UCLA	48 64	80	N	Illinois	51 50	118	A	Oregon	53 49
								84	H	Illinois St.	77 54	124	A	Utah	46 50
								90	A	Washington St.	63 46	124	H	Utah	59 51
								98	A	Washington	57 53	125	H	Eastern Wash.	74 43
												135	H	Arizona	60 45
												182	A	Colorado St.	56 52
												199	H	Boston College	79 54
												264	H	Army	83 46
												268	H	Cal St. Fullerton	63 49
												295	H	UC Riverside	66 46
LAST 12 Division I GAMES:															
115	A	Colorado	60 47	124	H	Utah	59 51								
124	A	Utah	46 50	115	H	Colorado	64 43								
41	H	California	62 67	118	A	Oregon	53 49								
3	H	Stanford	49 62	55	A	Oregon St.	51 56								
98	A	Washington	57 53	49	H	UCLA	48 64								
90	A	Washington St.	63 46	38	H	Southern California	48 60								

Non-Div I Games:

Arizona St.

■ Loss,
 ■ Non-Conf, S Site,
 ■ Home
 ■ Away
 N Neutral

Average RPI Win:	0	WON-LOST	WINNING	LAST 12	STRENGTH OF	OPP. STRENGTH	TEAM	ADJ.	CONF.	ADJ CONF.
Average RPI Loss:	172	RECORD	PCT. RANK	GAMES	SCHEDULE	OF SCHEDULE	RPI	RPI	RPI	RPI
DIV. I ONLY	0- 23	341	0- 12	119	281	328	328	32	32	
DIV. I NON-CONF.	0- 11	337	0- 0	6	54	223	223	15	15	
TOTALS	RPI 1-25	RPI 26-50	W-L RECORDS	RPI 51-100	RPI 101-150	RPI 150+				
0- 23	0- 1	0- 2	OVERALL	0- 4	0- 4	0- 12				
0- 7	0- 0	0- 0	HOME	0- 0	0- 1	0- 6				
0- 16	0- 1	0- 1	AWAY	0- 4	0- 3	0- 6				
0- 0	0- 0	0- 0	NEUTRAL	0- 0	0- 0	0- 0				
0- 11	0- 1	0- 2	NON-CONFERENCE	0- 4	0- 3	0- 1				
0- 1	0- 0	0- 0	HOME	0- 0	0- 1	0- 0				
0- 10	0- 1	0- 2	AWAY	0- 4	0- 2	0- 1				
0- 0	0- 0	0- 0	NEUTRAL	0- 0	0- 0	0- 0				
0- 12	0- 0	0- 0	CONFERENCE	0- 0	0- 1	0- 11				
0- 6	0- 0	0- 0	HOME	0- 0	0- 0	0- 6				
0- 6	0- 0	0- 0	AWAY	0- 0	0- 1	0- 5				
0- 0	0- 0	0- 0	NEUTRAL	0- 0	0- 0	0- 0				

RPI 1-25				RPI 26-50				RPI 51-100				RPI 101+ Team's RPI: 328			
RPI	S	Opponent	Score	RPI	S	Opponent	Score	RPI	S	Opponent	Score	RPI	S	Opponent	Score
9	A	Kentucky	43 101	32	A	Nebraska	43 95	56	A	Oklahoma St.	35 98	105	A	San Diego St.	43 86
				36	A	LSU	28 80	65	A	Texas	40 79	108	A	Marquette	36 84
								76	A	Central Ark.	38 61	135	H	Arizona	37 67
								94	A	Memphis	60 89	150	A	Mississippi Val.	50 92
												179	A	Ole Miss	52 83
												203	H	Grambling	56 69
												220	A	Alabama A&M	44 64
												220	H	Alabama A&M	55 61
												228	A	Southern U.	48 62
												228	H	Southern U.	62 81
												250	H	Alcorn St.	51 65
												291	A	Prairie View	51 102
												305	A	Alabama St.	58 66
												305	H	Alabama St.	57 68
												318	H	Jackson St.	51 59
												333	A	Texas Southern	36 57
LAST 12 Division I GAMES:															
228	A	Southern U.	48 62	333	A	Texas Southern	36 57								
305	H	Alabama St.	57 68	250	H	Alcorn St.	51 65								
220	H	Alabama A&M	55 61	228	H	Southern U.	62 81								
318	H	Jackson St.	51 59	305	A	Alabama St.	58 66								
203	H	Grambling	56 69	220	A	Alabama A&M	44 64								
291	A	Prairie View	51 102	150	A	Mississippi Val.	50 92								

Non-Div I Games:

Ark.-Pine Bluff

Arkansas

Through Games Of Sunday, February 12, 2012

Average RPI Win: 131	WON-LOST	WINNING	LAST 12	STRENGTH OF	OPP. STRENGTH	TEAM	ADJ.	CONF.	ADJ CONF.
Average RPI Loss: 70	RECORD	PCT. RANK	GAMES	SCHEDULE	OF SCHEDULE	RPI	RPI	RPI	RPI
DIV. I ONLY	19- 5	26	8- 4	59	44	28	28	3	3
DIV. I NON-CONF.	11- 1	10	0- 0	195	118	67	67	5	5
TOTALS	RPI 1-25	RPI 26-50	W-L RECORDS	RPI 51-100	RPI 101-150	RPI 150+			
19- 5	1- 3	4- 0	OVERALL	2- 0	6- 1	6- 1			
13- 1	1- 1	2- 0	HOME	0- 0	4- 0	6- 0			
4- 3	0- 2	2- 0	AWAY	0- 0	2- 0	0- 1			
2- 1	0- 0	0- 0	NEUTRAL	2- 0	0- 1	0- 0			
11- 1	0- 0	1- 0	NON-CONFERENCE	2- 0	3- 1	5- 0			
8- 0	0- 0	0- 0	HOME	0- 0	3- 0	5- 0			
1- 0	0- 0	1- 0	AWAY	0- 0	0- 0	0- 0			
2- 1	0- 0	0- 0	NEUTRAL	2- 0	0- 1	0- 0			
8- 4	1- 3	3- 0	CONFERENCE	0- 0	3- 0	1- 1			
5- 1	1- 1	2- 0	HOME	0- 0	1- 0	1- 0			
3- 3	0- 2	1- 0	AWAY	0- 0	2- 0	0- 1			
0- 0	0- 0	0- 0	NEUTRAL	0- 0	0- 0	0- 0			

RPI 1-25				RPI 26-50				Team's RPI: 28				RPI 51-100				RPI 101+			
RPI	S	Opponent	Score	RPI	S	Opponent	Score	RPI	S	Opponent	Score	RPI	S	Opponent	Score	RPI	S	Opponent	Score
4	H	Tennessee	38 69	33	H	South Carolina	68 47	68	N	Florida St.	55 52	111	A	Auburn	51 48				
9	A	Kentucky	72 84	36	A	LSU	72 52	96	N	South Fla.	65 61	111	H	Auburn	59 39				
21	A	Georgia	57 67	37	H	Florida	73 72					117	A	Mississippi St.	51 35				
25	H	Vanderbilt	69 47	43	A	Middle Tenn.	59 53					119	H	Oral Roberts	65 37				
												124	H	Utah	57 56				
												136	N	Minnesota	60 68				
												150	H	Mississippi Val.	59 40				
												155	H	Stephen F. Austin	61 46				
												173	H	Alabama	70 52				
												179	A	Ole Miss	54 60				
												203	H	Grambling	69 49				
												267	H	Morgan St.	81 50				
												290	H	Texas-Arlington	57 34				
												333	H	Texas Southern	86 41				
LAST 12 Division I GAMES:																			
111	A	Auburn	51 48	25	H	Vanderbilt	69 47												
33	H	South Carolina	68 47	111	H	Auburn	59 39												
173	H	Alabama	70 52	179	A	Ole Miss	54 60												
37	H	Florida	73 72	4	H	Tennessee	38 69												
117	A	Mississippi St.	51 35	9	A	Kentucky	72 84												
36	A	LSU	72 52	21	A	Georgia	57 67												

Non-Div I Games:

Arkansas

■ Loss,
 ■ Non-Conf, S Site,
 ■ Home
 ■ Away
 N Neutral

Average RPI Win:	194	WON-LOST	WINNING	LAST 12	STRENGTH OF	OPP. STRENGTH	TEAM	ADJ.	CONF.	ADJ CONF.
Average RPI Loss:	150	RECORD	PCT. RANK	GAMES	SCHEDULE	OF SCHEDULE	RPI	RPI	RPI	RPI
DIV. I ONLY	10- 15	229	5- 7	131	174	216	216	17	17	
DIV. I NON-CONF.	6- 7	181	1- 0	77	193	186	186	13	13	
TOTALS	RPI 1-25	RPI 26-50	W-L RECORDS	RPI 51-100	RPI 101-150	RPI 150+				
10- 15	0- 0	1- 2	OVERALL	1- 1	1- 5	7- 7				
8- 5	0- 0	1- 1	HOME	1- 0	1- 2	5- 2				
2- 8	0- 0	0- 1	AWAY	0- 0	0- 2	2- 5				
0- 2	0- 0	0- 0	NEUTRAL	0- 1	0- 1	0- 0				
6- 7	0- 0	1- 1	NON-CONFERENCE	1- 1	1- 2	3- 3				
5- 2	0- 0	1- 1	HOME	1- 0	1- 0	2- 1				
1- 3	0- 0	0- 0	AWAY	0- 0	0- 1	1- 2				
0- 2	0- 0	0- 0	NEUTRAL	0- 1	0- 1	0- 0				
4- 8	0- 0	0- 1	CONFERENCE	0- 0	0- 3	4- 4				
3- 3	0- 0	0- 0	HOME	0- 0	0- 2	3- 1				
1- 5	0- 0	0- 1	AWAY	0- 0	0- 1	1- 3				
0- 0	0- 0	0- 0	NEUTRAL	0- 0	0- 0	0- 0				

RPI S	Opponent	Score	RPI S	Opponent	Score	RPI S	Opponent	Score	RPI S	Opponent	Score	Team's RPI: 216
38	H Southern California	58 56	82	H Toledo	64 56	110	A Charlotte	48 78				
43	A Middle Tenn.	62 71	84	N Illinois St.	50 78	120	H UT Martin	83 68				
46	H Missouri St.	68 77				125	N Eastern Wash.	51 72				
						129	A Denver	61 73				
						129	H Denver	49 58				
						141	H UALR	57 64				
						155	A Stephen F. Austin	69 64				
						156	H Fla. Atlantic	44 57				
						165	A North Texas	54 68				
						165	H North Texas	70 64				
						177	A South Ala.	39 68				
						178	H Louisiana Tech	59 69				
						190	A Tulsa	48 70				
						190	H Tulsa	80 70				
						248	A La.-Monroe	57 83				
						248	H La.-Monroe	76 61				
						310	A La.-Lafayette	57 50				
						310	H La.-Lafayette	55 52				
						320	H A&M-Corpus Christi	84 71				
						323	A Southeast Mo. St.	52 56				
LAST 12 Division I GAMES:												
310	A La.-Lafayette	57 50	43	A Middle Tenn.	62 71							
177	A South Ala.	39 68	141	H UALR	57 64							
248	H La.-Monroe	76 61	120	H UT Martin	83 68							
165	A North Texas	54 68	165	H North Texas	70 64							
129	A Denver	61 73	129	H Denver	49 58							
310	H La.-Lafayette	55 52	248	A La.-Monroe	57 83							

Non-Div I Games:

Arkansas St.

■ Loss,
 ■ Non-Conf,
 ■ S Site,
 ■ Home
 ■ A Away
 N Neutral

Average RPI Win: 282	WON-LOST	WINNING	LAST 12	STRENGTH OF	OPP. STRENGTH	TEAM	ADJ.	CONF.	ADJ CONF.
Average RPI Loss: 173	RECORD	PCT. RANK	GAMES	SCHEDULE	OF SCHEDULE	RPI	RPI	RPI	RPI
DIV. I ONLY	11- 13	201	6- 6	323	287	264	264	28	28
DIV. I NON-CONF.	5- 9	238	0- 2	310	232	262	262	31	31
TOTALS	RPI 1-25	RPI 26-50	W-L RECORDS	RPI 51-100	RPI 101-150	RPI 150+			
11- 13	0- 0	0- 0	OVERALL	0- 3	0- 1	11- 9			
7- 5	0- 0	0- 0	HOME	0- 1	0- 1	7- 3			
4- 8	0- 0	0- 0	AWAY	0- 2	0- 0	4- 6			
0- 0	0- 0	0- 0	NEUTRAL	0- 0	0- 0	0- 0			
5- 9	0- 0	0- 0	NON-CONFERENCE	0- 3	0- 0	5- 6			
4- 3	0- 0	0- 0	HOME	0- 1	0- 0	4- 2			
1- 6	0- 0	0- 0	AWAY	0- 2	0- 0	1- 4			
0- 0	0- 0	0- 0	NEUTRAL	0- 0	0- 0	0- 0			
6- 4	0- 0	0- 0	CONFERENCE	0- 0	0- 1	6- 3			
3- 2	0- 0	0- 0	HOME	0- 0	0- 1	3- 1			
3- 2	0- 0	0- 0	AWAY	0- 0	0- 0	3- 2			
0- 0	0- 0	0- 0	NEUTRAL	0- 0	0- 0	0- 0			

RPI 1-25				RPI 26-50				RPI 51-100				RPI 101+				Team's RPI: 264	
RPI	S	Opponent	Score	RPI	S	Opponent	Score	RPI	S	Opponent	Score	RPI	S	Opponent	Score		
								59	A	Arizona St.	46	83	139	H	American	39	40
								62	H	Quinnipiac	51	54	160	A	Holy Cross	59	62
								93	A	Yale	62	63	162	H	Seton Hall	50	53
													175	A	Loyola Maryland	64	68
													180	H	Lehigh	66	64
													187	H	Manhattan	58	43
													188	A	Navy	56	58
													188	H	Navy	50	57
													207	H	Fairleigh Dickinson	51	37
													222	A	Bryant	54	64
													231	A	Penn	60	70
													237	H	Binghamton	47	49
													262	H	Hawaii	55	51
													306	A	Lafayette	62	47
													306	H	Lafayette	44	43
													314	A	Colgate	61	54
													334	H	Wagner	70	46
													336	A	St. Francis (NY)	59	43
													337	A	Bucknell	67	64
													337	H	Bucknell	60	56
													339	A	Columbia	58	63
LAST 12 Division I GAMES:																	
188	H	Navy	50	57	314	A	Colgate	61	54								
306	A	Lafayette	62	47	188	A	Navy	56	58								
337	H	Bucknell	60	56	306	H	Lafayette	44	43								
180	H	Lehigh	66	64	337	A	Bucknell	67	64								
160	A	Holy Cross	59	62	222	A	Bryant	54	64								
139	H	American	39	40	93	A	Yale	62	63								

Non-Div I Games: Manhattanville 71 40

Army

■ Loss,
 ■ Non-Conf,
 ■ S Site,
 ■ Home
 ■ A Away
 N Neutral

Average RPI Win:	203	WON-LOST	WINNING	LAST 12	STRENGTH OF	OPP. STRENGTH	TEAM	ADJ.	CONF.	ADJ CONF.
Average RPI Loss:	39	RECORD	PCT. RANK	GAMES	SCHEDULE	OF SCHEDULE	RPI	RPI	RPI	RPI
DIV. I ONLY	11- 15	217	3- 9	25	46	111	111	3	3	
DIV. I NON-CONF.	8- 5	106	0- 0	126	157	187	187	5	5	
TOTALS	RPI 1-25	RPI 26-50	W-L RECORDS	RPI 51-100	RPI 101-150	RPI 150+				
11- 15	0- 8	1- 3	OVERALL	1- 2	1- 2	8- 0				
6- 6	0- 5	1- 1	HOME	1- 0	0- 0	4- 0				
3- 8	0- 3	0- 2	AWAY	0- 1	0- 2	3- 0				
2- 1	0- 0	0- 0	NEUTRAL	0- 1	1- 0	1- 0				
8- 5	0- 2	0- 0	NON-CONFERENCE	1- 2	1- 1	6- 0				
5- 1	0- 1	0- 0	HOME	1- 0	0- 0	4- 0				
1- 3	0- 1	0- 0	AWAY	0- 1	0- 1	1- 0				
2- 1	0- 0	0- 0	NEUTRAL	0- 1	1- 0	1- 0				
3- 10	0- 6	1- 3	CONFERENCE	0- 0	0- 1	2- 0				
1- 5	0- 4	1- 1	HOME	0- 0	0- 0	0- 0				
2- 5	0- 2	0- 2	AWAY	0- 0	0- 1	2- 0				
0- 0	0- 0	0- 0	NEUTRAL	0- 0	0- 0	0- 0				

RPI 1-25				RPI 26-50				RPI 51-100				RPI 101+ Team's RPI: 111			
RPI	S	Opponent	Score	RPI	S	Opponent	Score	RPI	S	Opponent	Score	RPI	S	Opponent	Score
4	A	Tennessee	61 82	28	A	Arkansas	39 59	52	N	Marist	61 69	110	N	Charlotte	68 58
4	H	Tennessee	52 73	28	H	Arkansas	48 51	53	A	Temple	57 73	117	A	Mississippi St.	57 62
8	A	Duke	50 73	33	H	South Carolina	53 49	96	H	South Fla.	62 45	149	A	FIU	55 64
9	H	Kentucky	48 66	37	A	Florida	56 70					173	A	Alabama	65 55
21	H	Georgia	45 70									179	A	Ole Miss	67 54
22	H	Purdue	54 62									206	N	Central Conn. St.	49 40
25	A	Vanderbilt	58 66									209	H	George Washington	55 47
25	H	Vanderbilt	61 66									253	H	Belmont	80 53
												315	H	S.C. Upstate	75 34
												321	A	Mercer	77 43
												338	H	Troy	74 47
LAST 12 Division I GAMES:															
28	H	Arkansas	48 51	117	A	Mississippi St.	57 62								
37	A	Florida	56 70	33	H	South Carolina	53 49								
4	A	Tennessee	61 82	28	A	Arkansas	39 59								
25	H	Vanderbilt	61 66	25	A	Vanderbilt	58 66								
179	A	Ole Miss	67 54	21	H	Georgia	45 70								
9	H	Kentucky	48 66	173	A	Alabama	65 55								

Non-Div I Games:

Auburn

■ Loss,
 ■ Non-Conf, S Site,
 ■ Home
 ■ Away
 N Neutral

Average RPI Win:	280	WON-LOST	WINNING	LAST 12	STRENGTH OF	OPP. STRENGTH	TEAM	ADJ.	CONF.	ADJ CONF.
Average RPI Loss:	182	RECORD	PCT. RANK	GAMES	SCHEDULE	OF SCHEDULE	RPI	RPI	RPI	RPI
DIV. I ONLY	5- 20	310	2- 10	177	333	301	301	31	31	
DIV. I NON-CONF.	3- 10	282	0- 0	53	273	230	230	30	30	
TOTALS	RPI 1-25	RPI 26-50	W-L RECORDS	RPI 51-100	RPI 101-150	RPI 150+				
5- 20	0- 2	0- 1	OVERALL	0- 2	0- 3	5- 12				
2- 9	0- 1	0- 0	HOME	0- 1	0- 1	2- 6				
3- 10	0- 1	0- 1	AWAY	0- 1	0- 1	3- 5				
0- 1	0- 0	0- 0	NEUTRAL	0- 0	0- 1	0- 0				
3- 10	0- 2	0- 1	NON-CONFERENCE	0- 2	0- 1	3- 4				
1- 4	0- 1	0- 0	HOME	0- 1	0- 0	1- 2				
2- 5	0- 1	0- 1	AWAY	0- 1	0- 0	2- 2				
0- 1	0- 0	0- 0	NEUTRAL	0- 0	0- 1	0- 0				
2- 10	0- 0	0- 0	CONFERENCE	0- 0	0- 2	2- 8				
1- 5	0- 0	0- 0	HOME	0- 0	0- 1	1- 4				
1- 5	0- 0	0- 0	AWAY	0- 0	0- 1	1- 4				
0- 0	0- 0	0- 0	NEUTRAL	0- 0	0- 0	0- 0				

RPI 1-25				RPI 26-50				RPI 51-100				RPI 101+ Team's RPI: 301			
RPI	S	Opponent	Score	RPI	S	Opponent	Score	RPI	S	Opponent	Score	RPI	S	Opponent	Score
19	A	Louisville	60 78	43	A	Middle Tenn.	63 69	66	A	Bowling Green	38 72	104	A	Eastern Ill.	46 80
25	H	Vanderbilt	51 83					99	H	UAB	45 49	120	H	UT Martin	83 88
												139	N	American	54 55
												151	H	Florida A&M	77 86
												172	A	Cal Poly	69 79
												195	A	SIU Edwardsville	61 72
												220	H	Alabama A&M	68 80
												251	H	Tennessee Tech	65 68
												253	A	Belmont	58 56
												258	A	Ball St.	55 59
												260	H	Southern Ill.	76 70
												265	A	Eastern Ky.	66 63
												265	H	Eastern Ky.	59 61
												285	A	Tennessee St.	81 95
												285	H	Tennessee St.	77 82
												289	A	Morehead St.	67 74
												294	H	Murray St.	71 63
												323	A	Southeast Mo. St.	60 69
												330	A	Lipscomb	61 58
												340	H	Jacksonville St.	73 74
LAST 12 Division I GAMES:															
251	H	Tennessee Tech	65 68	265	H	Eastern Ky.	59 61								
120	H	UT Martin	83 88	340	H	Jacksonville St.	73 74								
323	A	Southeast Mo. St.	60 69	294	H	Murray St.	71 63								
285	H	Tennessee St.	77 82	265	A	Eastern Ky.	66 63								
195	A	SIU Edwardsville	61 72	289	A	Morehead St.	67 74								
104	A	Eastern Ill.	46 80	285	A	Tennessee St.	81 95								

Non-Div I Games:

Austin Peay

■ Loss,
 ■ Non-Conf,
 ■ S Site,
 ■ H Home
 ■ A Away
 N Neutral

Average RPI Win: 171		WON-LOST	WINNING	LAST 12	STRENGTH OF	OPP. STRENGTH	TEAM	ADJ.	CONF.	ADJ CONF.
Average RPI Loss: 48		RECORD	PCT. RANK	GAMES	SCHEDULE	OF SCHEDULE	RPI	RPI	RPI	RPI
DIV. I ONLY		21- 4	16	11- 1	158	68	40	40	8	8
DIV. I NON-CONF.		11- 2	24	1- 0	167	32	38	38	9	9
TOTALS	RPI 1-25	RPI 26-50		W-L RECORDS		RPI 51-100	RPI 101-150	RPI 150+		
21- 4	0- 2	1- 0		OVERALL		2- 1	8- 1	10- 0		
10- 1	0- 1	1- 0		HOME		1- 0	4- 0	4- 0		
9- 3	0- 1	0- 0		AWAY		1- 1	2- 1	6- 0		
2- 0	0- 0	0- 0		NEUTRAL		0- 0	2- 0	0- 0		
11- 2	0- 2	0- 0		NON-CONFERENCE		0- 0	7- 0	4- 0		
5- 1	0- 1	0- 0		HOME		0- 0	3- 0	2- 0		
4- 1	0- 1	0- 0		AWAY		0- 0	2- 0	2- 0		
2- 0	0- 0	0- 0		NEUTRAL		0- 0	2- 0	0- 0		
10- 2	0- 0	1- 0		CONFERENCE		2- 1	1- 1	6- 0		
5- 0	0- 0	1- 0		HOME		1- 0	1- 0	2- 0		
5- 2	0- 0	0- 0		AWAY		1- 1	0- 1	4- 0		
0- 0	0- 0	0- 0		NEUTRAL		0- 0	0- 0	0- 0		

RPI 1-25				RPI 26-50		Team's RPI: 40		RPI 51-100				RPI 101+			
RPI	S	Opponent	Score	RPI	S	Opponent	Score	RPI	S	Opponent	Score	RPI	S	Opponent	Score
8	H	Duke	55 61	34	H	Gonzaga	70 40	51	A	St. Mary's (CA)	48 54	103	N	Syracuse	83 59
10	A	Kansas St.	46 59					51	H	St. Mary's (CA)	83 47	122	A	Pepperdine	49 61
								85	A	San Diego	62 53	122	H	Pepperdine	80 56
												124	H	Utah	63 58
												125	H	Eastern Wash.	77 58
												133	H	Wisconsin	77 59
												135	N	Arizona	82 73
												137	A	Utah St.	73 65
												140	A	Seattle	69 55
												167	A	Portland	79 53
												167	H	Portland	76 55
												190	A	Tulsa	64 61
												192	A	Santa Clara	74 64
												257	A	Loyola Marymount	72 48
												257	H	Loyola Marymount	80 47
												274	A	San Francisco	76 67
												281	H	Southern Utah	82 49
												292	H	Nevada	84 53
												335	A	Weber St.	84 67
LAST 12 Division I GAMES:															
				34	H	Gonzaga	70 40	257	A	Loyola Marymount	72 48				
				51	H	St. Mary's (CA)	83 47	85	A	San Diego	62 53				
				122	A	Pepperdine	49 61	122	H	Pepperdine	80 56				
				192	A	Santa Clara	74 64	274	A	San Francisco	76 67				
				140	A	Seattle	69 55	257	H	Loyola Marymount	80 47				
				167	H	Portland	76 55	167	A	Portland	79 53				

Non-Div I Games: BYU-Hawaii 88 27

BYU

Loss, Non-Conf, S Site, H Home A Away N Neutral

Average RPI Win: 223	WON-LOST	WINNING	LAST 12	STRENGTH OF	OPP. STRENGTH	TEAM	ADJ.	CONF.	ADJ CONF.
Average RPI Loss: 166	RECORD	PCT. RANK	GAMES	SCHEDULE	OF SCHEDULE	RPI	RPI	RPI	RPI
DIV. I ONLY	7- 16	269	3- 9	151	247	258	258	12	12
DIV. I NON-CONF.	4- 8	241	0- 1	144	310	258	258	14	14
TOTALS	RPI 1-25	RPI 26-50	W-L RECORDS	RPI 51-100	RPI 101-150	RPI 150+			
7- 16	0- 1	0- 0	OVERALL	1- 3	1- 3	5- 9			
5- 7	0- 0	0- 0	HOME	1- 2	1- 1	3- 4			
2- 9	0- 1	0- 0	AWAY	0- 1	0- 2	2- 5			
0- 0	0- 0	0- 0	NEUTRAL	0- 0	0- 0	0- 0			
4- 8	0- 1	0- 0	NON-CONFERENCE	0- 1	1- 2	3- 4			
3- 4	0- 0	0- 0	HOME	0- 1	1- 1	2- 2			
1- 4	0- 1	0- 0	AWAY	0- 0	0- 1	1- 2			
0- 0	0- 0	0- 0	NEUTRAL	0- 0	0- 0	0- 0			
3- 8	0- 0	0- 0	CONFERENCE	1- 2	0- 1	2- 5			
2- 3	0- 0	0- 0	HOME	1- 1	0- 0	1- 2			
1- 5	0- 0	0- 0	AWAY	0- 1	0- 1	1- 3			
0- 0	0- 0	0- 0	NEUTRAL	0- 0	0- 0	0- 0			

RPI 1-25				RPI 26-50				RPI 51-100				RPI 101+ Team's RPI: 258			
RPI	S	Opponent	Score	RPI	S	Opponent	Score	RPI	S	Opponent	Score	RPI	S	Opponent	Score
23	A	Green Bay	39 80					66	H	Bowling Green	52 63	113	A	Miami (OH)	61 72
								70	H	Eastern Mich.	54 51	127	H	Detroit	68 87
								82	A	Toledo	48 63	130	H	Stetson	78 73
								84	H	Illinois St.	52 63	147	A	Wright St.	55 74
												159	A	Central Mich.	66 84
												176	H	Northern Ill.	50 43
												181	H	Marshall	58 60
												195	A	SIU Edwardsville	56 68
												197	H	Akron	70 78
												214	H	Buffalo	37 61
												224	A	Butler	43 55
												254	A	Ohio	57 76
												276	H	Valparaiso	53 67
												293	A	Evansville	55 50
												294	H	Murray St.	81 72
												299	A	Kent St.	75 56
												301	H	Austin Peay	59 55
												312	A	Western Mich.	64 76
LAST 12 Division I GAMES:															
254	A	Ohio	57 76	82	A	Toledo	48 63								
214	H	Buffalo	37 61	159	A	Central Mich.	66 84								
299	A	Kent St.	75 56	176	H	Northern Ill.	50 43								
113	A	Miami (OH)	61 72	312	A	Western Mich.	64 76								
66	H	Bowling Green	52 63	70	H	Eastern Mich.	54 51								
197	H	Akron	70 78	181	H	Marshall	58 60								

Non-Div I Games: Oakland City 68 39

Ball St.

■ Loss,
 ■ Non-Conf, S Site,
 ■ Home
 ■ Away
 N Neutral

Average RPI Win:	73	WON-LOST	WINNING	LAST 12	STRENGTH OF	OPP. STRENGTH	TEAM	ADJ.	CONF.	ADJ CONF.
Average RPI Loss:	0	RECORD	PCT. RANK	GAMES	SCHEDULE	OF SCHEDULE	RPI	RPI	RPI	RPI
DIV. I ONLY	25- 0	1	12- 0	5	1	1	1	1	1	1
DIV. I NON-CONF.	13- 0	1	0- 0	18	5	2	2	2	2	2
TOTALS	RPI 1-25	RPI 26-50	W-L RECORDS	RPI 51-100	RPI 101-150	RPI 150+				
25- 0	8- 0	4- 0	OVERALL	6- 0	5- 0	2- 0				
16- 0	5- 0	2- 0	HOME	4- 0	3- 0	2- 0				
8- 0	3- 0	1- 0	AWAY	2- 0	2- 0	0- 0				
1- 0	0- 0	1- 0	NEUTRAL	0- 0	0- 0	0- 0				
13- 0	3- 0	2- 0	NON-CONFERENCE	3- 0	3- 0	2- 0				
10- 0	2- 0	1- 0	HOME	3- 0	2- 0	2- 0				
2- 0	1- 0	0- 0	AWAY	0- 0	1- 0	0- 0				
1- 0	0- 0	1- 0	NEUTRAL	0- 0	0- 0	0- 0				
12- 0	5- 0	2- 0	CONFERENCE	3- 0	2- 0	0- 0				
6- 0	3- 0	1- 0	HOME	1- 0	1- 0	0- 0				
6- 0	2- 0	1- 0	AWAY	2- 0	1- 0	0- 0				
0- 0	0- 0	0- 0	NEUTRAL	0- 0	0- 0	0- 0				

RPI	S	Opponent	Score	RPI	S	Opponent	Score	RPI	S	Opponent	Score	RPI	S	Opponent	Score
2	H	Connecticut	66 61	29	N	St. John's (NY)	73 59	54	A	Texas Tech	72 64	109	H	McNeese St.	90 50
4	A	Tennessee	76 67	35	H	Kansas	74 46	56	H	Oklahoma St.	71 44	114	A	Missouri	71 41
5	H	Notre Dame	94 81	48	A	Iowa St.	57 45	65	A	Texas	77 59	114	H	Missouri	90 46
6	H	Texas A&M	71 48	49	H	UCLA	83 50	67	H	Howard	82 28	136	A	Minnesota	89 60
10	A	Kansas St.	70 41					69	H	Chattanooga	91 31	150	H	Mississippi Val.	93 55
10	H	Kansas St.	76 41					93	H	Yale	109 59	236	H	Milwaukee	72 41
15	A	Oklahoma	89 58									333	H	Texas Southern	91 39
15	H	Oklahoma	81 54												
LAST 12 Division I GAMES:															
6	H	Texas A&M	71 48	10	H	Kansas St.	76 41								
15	H	Oklahoma	81 54	54	A	Texas Tech	72 64								
10	A	Kansas St.	70 41	65	A	Texas	77 59								
114	A	Missouri	71 41	56	H	Oklahoma St.	71 44								
35	H	Kansas	74 46	48	A	Iowa St.	57 45								
15	A	Oklahoma	89 58	114	H	Missouri	90 46								

Non-Div I Games:

Baylor

Average RPI Win: 255	WON-LOST	WINNING	LAST 12	STRENGTH OF	OPP. STRENGTH	TEAM	ADJ.	CONF.	ADJ CONF.
Average RPI Loss: 180	RECORD	PCT. RANK	GAMES	SCHEDULE	OF SCHEDULE	RPI	RPI	RPI	RPI
DIV. I ONLY	9- 16	248	7- 5	209	299	253	253	30	30
DIV. I NON-CONF.	1- 10	329	0- 0	197	156	226	226	28	28
TOTALS	RPI 1-25	RPI 26-50	W-L RECORDS	RPI 51-100	RPI 101-150	RPI 150+			
9- 16	0- 0	0- 1	OVERALL	0- 4	2- 3	7- 8			
6- 5	0- 0	0- 0	HOME	0- 1	2- 0	4- 4			
3- 11	0- 0	0- 1	AWAY	0- 3	0- 3	3- 4			
0- 0	0- 0	0- 0	NEUTRAL	0- 0	0- 0	0- 0			
1- 10	0- 0	0- 1	NON-CONFERENCE	0- 2	1- 2	0- 5			
1- 3	0- 0	0- 0	HOME	0- 0	1- 0	0- 3			
0- 7	0- 0	0- 1	AWAY	0- 2	0- 2	0- 2			
0- 0	0- 0	0- 0	NEUTRAL	0- 0	0- 0	0- 0			
8- 6	0- 0	0- 0	CONFERENCE	0- 2	1- 1	7- 3			
5- 2	0- 0	0- 0	HOME	0- 1	1- 0	4- 1			
3- 4	0- 0	0- 0	AWAY	0- 1	0- 1	3- 2			
0- 0	0- 0	0- 0	NEUTRAL	0- 0	0- 0	0- 0			

RPI S	Opponent	Score	RPI S	Opponent	Score	RPI S	Opponent	Score	RPI S	Opponent	Score	Team's RPI: 253
37	A Florida	45 72	69	A Chattanooga	42 75	111	A Auburn	53 80				
			75	A Fla. Gulf Coast	34 54	120	A UT Martin	48 67				
			75	H Fla. Gulf Coast	50 57	123	H Indiana St.	69 59				
			94	A Memphis	40 79	130	A Stetson	46 68				
						130	H Stetson	65 58				
						200	H Indiana	52 63				
						241	H Texas St.	66 71				
						254	A Ohio	51 65				
						255	H Kennesaw St.	57 55				
						265	A Eastern Ky.	46 60				
						270	A Jacksonville	50 57				
						270	H Jacksonville	68 62				
						282	A North Florida	54 37				
						282	H North Florida	57 35				
						296	A East Tenn. St.	88 75				
						301	H Austin Peay	56 58				
						315	A S.C. Upstate	51 61				
						321	H Mercer	61 64				
						330	A Lipscomb	60 43				
						330	H Lipscomb	64 54				
LAST 12 Division I GAMES:												
75	A Fla. Gulf Coast	34 54	296	A East Tenn. St.	88 75							
130	A Stetson	46 68	130	H Stetson	65 58							
330	A Lipscomb	60 43	75	H Fla. Gulf Coast	50 57							
270	H Jacksonville	68 62	330	H Lipscomb	64 54							
282	H North Florida	57 35	270	A Jacksonville	50 57							
315	A S.C. Upstate	51 61	282	A North Florida	54 37							

Non-Div I Games:

Belmont

Average RPI Win:	314	WON-LOST	WINNING	LAST 12	STRENGTH OF	OPP. STRENGTH	TEAM	ADJ.	CONF.	ADJ CONF.
Average RPI Loss:	195	RECORD	PCT. RANK	GAMES	SCHEDULE	OF SCHEDULE	RPI	RPI	RPI	RPI
DIV. I ONLY	6- 14	271	6- 6	335	325	327	327	27	27	
DIV. I NON-CONF.	2- 8	292	2- 1	279	238	302	302	24	24	
TOTALS	RPI 1-25	RPI 26-50	W-L RECORDS	RPI 51-100	RPI 101-150	RPI 150+				
6- 14	0- 0	0- 0	OVERALL	0- 1	0- 1	6- 12				
4- 5	0- 0	0- 0	HOME	0- 0	0- 1	4- 4				
2- 7	0- 0	0- 0	AWAY	0- 1	0- 0	2- 6				
0- 2	0- 0	0- 0	NEUTRAL	0- 0	0- 0	0- 2				
2- 8	0- 0	0- 0	NON-CONFERENCE	0- 1	0- 1	2- 6				
2- 2	0- 0	0- 0	HOME	0- 0	0- 1	2- 1				
0- 4	0- 0	0- 0	AWAY	0- 1	0- 0	0- 3				
0- 2	0- 0	0- 0	NEUTRAL	0- 0	0- 0	0- 2				
4- 6	0- 0	0- 0	CONFERENCE	0- 0	0- 0	4- 6				
2- 3	0- 0	0- 0	HOME	0- 0	0- 0	2- 3				
2- 3	0- 0	0- 0	AWAY	0- 0	0- 0	2- 3				
0- 0	0- 0	0- 0	NEUTRAL	0- 0	0- 0	0- 0				

RPI 1-25			RPI 26-50			RPI 51-100			RPI 101+			Team's RPI: 327
RPI	S	Opponent	Score	RPI	S	Opponent	Score	RPI	S	Opponent	Score	
						96 A South Fla.	36 72	130 H Stetson			64 82	
								151 A Florida A&M			51 65	
								151 H Florida A&M			57 81	
								156 A Fla. Atlantic			46 68	
								156 N Fla. Atlantic			70 71	
								163 A UCF			49 66	
								208 N Campbell			46 62	
								213 A Georgia St.			50 66	
								223 H South Carolina St.			60 71	
								227 A Md.-East. Shore			43 47	
								273 A N.C. A&T			54 69	
								273 H N.C. A&T			60 63	
								282 H North Florida			66 63	
								284 H Savannah St.			58 54	
								299 H Kent St.			58 49	
								310 H La.-Lafayette			67 72	
								332 A Delaware St.			52 50	
								342 A N.C. Central			64 54	
								342 H N.C. Central			63 61	
LAST 12 Division I GAMES:												
342	H	N.C. Central	63 61	223	H	South Carolina St.	60 71					
273	H	N.C. A&T	60 63	342	A	N.C. Central	64 54					
151	A	Florida A&M	51 65	273	A	N.C. A&T	54 69					
227	A	Md.-East. Shore	43 47	213	A	Georgia St.	50 66					
332	A	Delaware St.	52 50	299	H	Kent St.	58 49					
284	H	Savannah St.	58 54	282	H	North Florida	66 63					

Non-Div I Games: Palm Beach Atl. 56 59 Ave Maria 74 52

Bethune-Cookman

Loss, Non-Conf, S Site, H Home A Away N Neutral

Binghamton

Through Games Of Sunday, February 12, 2012

Average RPI Win: 263	WON-LOST	WINNING	LAST 12	STRENGTH OF	OPP. STRENGTH	TEAM	ADJ.	CONF.	ADJ CONF.
Average RPI Loss: 145	RECORD	PCT. RANK	GAMES	SCHEDULE	OF SCHEDULE	RPI	RPI	RPI	RPI
DIV. I ONLY	12- 14	197	5- 7	291	193	237	237	14	14
DIV. I NON-CONF.	6- 7	181	0- 0	287	204	246	246	16	16
TOTALS	RPI 1-25	RPI 26-50	W-L RECORDS	RPI 51-100	RPI 101-150	RPI 150+			
12- 14	0- 1	0- 1	OVERALL	0- 4	1- 3	11- 5			
5- 7	0- 1	0- 0	HOME	0- 2	1- 2	4- 2			
6- 6	0- 0	0- 0	AWAY	0- 2	0- 1	6- 3			
1- 1	0- 0	0- 1	NEUTRAL	0- 0	0- 0	1- 0			
6- 7	0- 1	0- 1	NON-CONFERENCE	0- 0	0- 2	6- 3			
1- 4	0- 1	0- 0	HOME	0- 0	0- 1	1- 2			
4- 2	0- 0	0- 0	AWAY	0- 0	0- 1	4- 1			
1- 1	0- 0	0- 1	NEUTRAL	0- 0	0- 0	1- 0			
6- 7	0- 0	0- 0	CONFERENCE	0- 4	1- 1	5- 2			
4- 3	0- 0	0- 0	HOME	0- 2	1- 1	3- 0			
2- 4	0- 0	0- 0	AWAY	0- 2	0- 0	2- 2			
0- 0	0- 0	0- 0	NEUTRAL	0- 0	0- 0	0- 0			

RPI 1-25				RPI 26-50				RPI 51-100				RPI 101+ Team's RPI: 237			
RPI	S	Opponent	Score	RPI	S	Opponent	Score	RPI	S	Opponent	Score	RPI	S	Opponent	Score
16	H	St. Bonaventure	34 49	44	N	Dayton	50 60	73	A	Boston U.	48 60	103	H	Syracuse	57 90
								73	H	Boston U.	49 62	106	H	Albany (NY)	36 37
								83	A	Hartford	58 67	136	A	Minnesota	40 65
								83	H	Hartford	41 63	148	H	UMBC	61 43
												191	A	New Hampshire	64 55
												205	H	Mt. St. Mary's	52 43
												229	H	Massachusetts	55 64
												239	A	Niagara	53 64
												259	A	Cornell	61 48
												261	H	Rider	56 66
												264	A	Army	49 47
												269	A	Vermont	48 69
												269	H	Vermont	54 43
												279	A	Siena	80 70
												292	N	Nevada	58 52
												308	A	Maine	47 48
												308	H	Maine	72 54
												309	A	Stony Brook	44 32
												309	H	Stony Brook	55 46
												324	A	Saint Peter's	70 63
LAST 12 Division I GAMES:															
		83	A	Hartford	58 67			191	A	New Hampshire	64 55				
		269	H	Vermont	54 43			148	H	UMBC	61 43				
		73	H	Boston U.	49 62			83	H	Hartford	41 63				
		309	H	Stony Brook	55 46			269	A	Vermont	48 69				
		308	A	Maine	47 48			73	A	Boston U.	48 60				
		106	H	Albany (NY)	36 37			309	A	Stony Brook	44 32				

Non-Div I Games:

Binghamton

Loss, Non-Conf, S Site, H Home A Away N Neutral

Average RPI Win:	278	WON-LOST	WINNING	LAST 12	STRENGTH OF	OPP. STRENGTH	TEAM	ADJ.	CONF.	ADJ CONF.
Average RPI Loss:	145	RECORD	PCT. RANK	GAMES	SCHEDULE	OF SCHEDULE	RPI	RPI	RPI	RPI
DIV. I ONLY	11- 11	167	6- 6	285	250	238	238	23	23	
DIV. I NON-CONF.	7- 6	154	2- 1	254	240	222	222	25	25	
TOTALS	RPI 1-25	RPI 26-50	W-L RECORDS	RPI 51-100	RPI 101-150	RPI 150+				
11- 11	0- 0	0- 0	OVERALL	0- 1	2- 6	9- 4				
7- 6	0- 0	0- 0	HOME	0- 0	1- 4	6- 2				
4- 5	0- 0	0- 0	AWAY	0- 1	1- 2	3- 2				
0- 0	0- 0	0- 0	NEUTRAL	0- 0	0- 0	0- 0				
7- 6	0- 0	0- 0	NON-CONFERENCE	0- 1	2- 4	5- 1				
5- 3	0- 0	0- 0	HOME	0- 0	1- 3	4- 0				
2- 3	0- 0	0- 0	AWAY	0- 1	1- 1	1- 1				
0- 0	0- 0	0- 0	NEUTRAL	0- 0	0- 0	0- 0				
4- 5	0- 0	0- 0	CONFERENCE	0- 0	0- 2	4- 3				
2- 3	0- 0	0- 0	HOME	0- 0	0- 1	2- 2				
2- 2	0- 0	0- 0	AWAY	0- 0	0- 1	2- 1				
0- 0	0- 0	0- 0	NEUTRAL	0- 0	0- 0	0- 0				

RPI 1-25				RPI 26-50				RPI 51-100				RPI 101+ Team's RPI: 238			
RPI	S	Opponent	Score	RPI	S	Opponent	Score	RPI	S	Opponent	Score	RPI	S	Opponent	Score
								64	A	Idaho St.	75 84	103	H	Syracuse	47 70
												105	H	San Diego St.	59 69
												122	H	Pepperdine	68 57
												125	A	Eastern Wash.	72 63
												132	A	UNLV	50 66
												137	A	Utah St.	86 97
												137	H	Utah St.	52 64
												140	H	Seattle	80 89
												167	A	Portland	56 83
												182	H	Colorado St.	52 60
												185	H	TCU	68 74
												245	A	Wyoming	64 84
												295	H	UC Riverside	68 58
												302	H	Utah Valley	85 64
												303	A	New Mexico	68 64
												303	H	New Mexico	65 46
												313	A	Air Force	81 75
												313	H	Air Force	83 59
												325	A	New Mexico St.	56 53
												325	H	New Mexico St.	72 57
												335	H	Weber St.	86 68
LAST 12 Division I GAMES:															
				313	H	Air Force	83 59					182	H	Colorado St.	52 60
				303	A	New Mexico	68 64					313	A	Air Force	81 75
				105	H	San Diego St.	59 69					303	H	New Mexico	65 46
				245	A	Wyoming	64 84					325	A	New Mexico St.	56 53
				132	A	UNLV	50 66					302	H	Utah Valley	85 64
				185	H	TCU	68 74					137	H	Utah St.	52 64

Non-Div I Games: Montana Tech 97 61 Southern Ore. 93 55

Boise St.

Average RPI Win:	205	WON-LOST	WINNING	LAST 12	STRENGTH OF	OPP. STRENGTH	TEAM	ADJ.	CONF.	ADJ CONF.
Average RPI Loss:	65	RECORD	PCT. RANK	GAMES	SCHEDULE	OF SCHEDULE	RPI	RPI	RPI	RPI
DIV. I ONLY	5- 19	302	1- 11	20	55	199	199	6	6	
DIV. I NON-CONF.	5- 8	221	1- 0	44	93	242	242	4	4	
TOTALS	RPI 1-25	RPI 26-50	W-L RECORDS	RPI 51-100	RPI 101-150	RPI 150+				
5- 19	0- 5	0- 2	OVERALL	0- 10	0- 1	5- 1				
5- 8	0- 3	0- 0	HOME	0- 4	0- 0	5- 1				
0- 11	0- 2	0- 2	AWAY	0- 6	0- 1	0- 0				
0- 0	0- 0	0- 0	NEUTRAL	0- 0	0- 0	0- 0				
5- 8	0- 1	0- 1	NON-CONFERENCE	0- 5	0- 1	5- 0				
5- 2	0- 0	0- 0	HOME	0- 2	0- 0	5- 0				
0- 6	0- 1	0- 1	AWAY	0- 3	0- 1	0- 0				
0- 0	0- 0	0- 0	NEUTRAL	0- 0	0- 0	0- 0				
0- 11	0- 4	0- 1	CONFERENCE	0- 5	0- 0	0- 1				
0- 6	0- 3	0- 0	HOME	0- 2	0- 0	0- 1				
0- 5	0- 1	0- 1	AWAY	0- 3	0- 0	0- 0				
0- 0	0- 0	0- 0	NEUTRAL	0- 0	0- 0	0- 0				

RPI 1-25				RPI 26-50				RPI 51-100				RPI 101+ Team's RPI: 199			
RPI	S	Opponent	Score	RPI	S	Opponent	Score	RPI	S	Opponent	Score	RPI	S	Opponent	Score
8	H	Duke	62 71	44	A	Dayton	60 69	59	A	Arizona St.	54 79	133	A	Wisconsin	50 58
11	H	Miami (FL)	57 88	47	A	Virginia	58 69	61	A	Saint Joseph's	57 74	160	H	Holy Cross	67 58
12	A	Maryland	44 86					68	H	Florida St.	59 68	183	H	Virginia Tech	35 38
13	A	Rutgers	58 74					73	H	Boston U.	62 70	206	H	Central Conn. St.	57 49
17	H	Georgia Tech	58 68					77	H	Hampton	63 71	207	H	Fairleigh Dickinson	68 57
								81	A	Wake Forest	58 72	222	H	Bryant	68 42
								81	H	Wake Forest	60 73	229	H	Massachusetts	80 64
								83	A	Hartford	45 54				
								86	A	North Carolina St.	57 80				
								91	A	North Carolina	46 77				
LAST 12 Division I GAMES:															
8	H	Duke	62 71	68	H	Florida St.	59 68								
81	H	Wake Forest	60 73	17	H	Georgia Tech	58 68								
12	A	Maryland	44 86	86	A	North Carolina St.	57 80								
11	H	Miami (FL)	57 88	81	A	Wake Forest	58 72								
91	A	North Carolina	46 77	183	H	Virginia Tech	35 38								
47	A	Virginia	58 69	206	H	Central Conn. St.	57 49								

Non-Div I Games:

Boston College

■ Loss,
 ■ Non-Conf,
 ■ S Site,
 ■ H Home
 ■ A Away
 N Neutral

Season 01				Through Games Of Sunday, February 11, 2012						
Average RPI Win:	209	WON-LOST	WINNING	LAST 12	STRENGTH OF	OPP. STRENGTH	TEAM	ADJ.	CONF.	ADJ CONF.
Average RPI Loss:	105	RECORD	PCT. RANK	GAMES	SCHEDULE	OF SCHEDULE	RPI	RPI	RPI	RPI
DIV. I ONLY	19- 6	33	12- 0	248	113	73	73	14	14	
DIV. I NON-CONF.	7- 6	154	0- 0	163	23	43	43	16	16	
TOTALS	RPI 1-25	RPI 26-50	W-L RECORDS	RPI 51-100	RPI 101-150	RPI 150+				
19- 6	0- 0	0- 3	OVERALL	3- 0	3- 1	13- 2				
10- 0	0- 0	0- 0	HOME	2- 0	1- 0	7- 0				
8- 5	0- 0	0- 3	AWAY	1- 0	2- 0	5- 2				
1- 1	0- 0	0- 0	NEUTRAL	0- 0	0- 1	1- 0				
7- 6	0- 0	0- 3	NON-CONFERENCE	2- 0	1- 1	4- 2				
4- 0	0- 0	0- 0	HOME	1- 0	1- 0	2- 0				
2- 5	0- 0	0- 3	AWAY	1- 0	0- 0	1- 2				
1- 1	0- 0	0- 0	NEUTRAL	0- 0	0- 1	1- 0				
12- 0	0- 0	0- 0	CONFERENCE	1- 0	2- 0	9- 0				
6- 0	0- 0	0- 0	HOME	1- 0	0- 0	5- 0				
6- 0	0- 0	0- 0	AWAY	0- 0	2- 0	4- 0				
0- 0	0- 0	0- 0	NEUTRAL	0- 0	0- 0	0- 0				

RPI 1-25				RPI 26-50				RPI 51-100				Team's RPI: 73		RPI 101+			
RPI	S	Opponent	Score	RPI	S	Opponent	Score	RPI	S	Opponent	Score		RPI	S	Opponent	Score	
				29	A	St. John's (NY)	38 75	52	H	Marist	49 36		106	A	Albany (NY)	58 54	
				39	A	Richmond	60 72	83	H	Hartford	53 46		112	H	Providence	65 62	
				42	A	West Virginia	53 78	93	A	Yale	59 54		138	N	Coppin St.	44 59	
													148	A	UMBC	59 53	
													152	A	Harvard	57 62	
													188	N	Navy	48 46	
													191	H	New Hampshire	79 39	
													199	A	Boston College	70 62	
													229	A	Massachusetts	49 55	
													237	A	Binghamton	62 49	
													237	H	Binghamton	60 48	
													244	H	Northeastern	75 65	
													269	A	Vermont	61 60	
													269	H	Vermont	72 64	
													308	A	Maine	73 50	
													308	H	Maine	75 34	
													309	A	Stony Brook	69 34	
													309	H	Stony Brook	56 31	
													316	H	Rhode Island	71 44	
LAST 12 Division I GAMES:																	
				309	H	Stony Brook	56 31	191	H	New Hampshire	79 39						
				308	A	Maine	73 50	106	A	Albany (NY)	58 54						
				237	A	Binghamton	62 49	309	A	Stony Brook	69 34						
				269	H	Vermont	72 64	308	H	Maine	75 34						
				148	A	UMBC	59 53	237	H	Binghamton	60 48						
				83	H	Hartford	53 46	269	A	Vermont	61 60						

Non-Div I Games:

Boston U.

Loss, Non-Conf, S Site, H Home A Away N Neutral

Bowling Green

Average RPI Win: 219

WON-LOST

WINNING

LAST 12

Through Games Of Sunday, February 12, 2012

STRENGTH OF

OPP. STRENGTH

TEAM

ADJ.

CONF.

ADJ CONF.

Average RPI Loss: 62

RECORD

PCT. RANK

GAMES

SCHEDULE

OF SCHEDULE

RPI

RPI

RPI

RPI

DIV. I ONLY

19- 4

19

11- 1

244

125

66

66

12

12

DIV. I NON-CONF.

9- 3

61

1- 0

264

112

72

72

14

14

TOTALS

RPI 1-25

RPI 26-50

W-L RECORDS

RPI 51-100

RPI 101-150

RPI 150+

19- 4

0- 1

0- 1

OVERALL

1- 2

2- 0

16- 0

11- 1

0- 1

0- 0

HOME

1- 0

0- 0

10- 0

8- 3

0- 0

0- 1

AWAY

0- 2

2- 0

6- 0

0- 0

0- 0

0- 0

NEUTRAL

0- 0

0- 0

0- 0

9- 3

0- 1

0- 1

NON-CONFERENCE

0- 1

1- 0

8- 0

5- 1

0- 1

0- 0

HOME

0- 0

0- 0

5- 0

4- 2

0- 0

0- 1

AWAY

0- 1

1- 0

3- 0

0- 0

0- 0

0- 0

NEUTRAL

0- 0

0- 0

0- 0

10- 1

0- 0

0- 0

CONFERENCE

1- 1

1- 0

8- 0

6- 0

0- 0

0- 0

HOME

1- 0

0- 0

5- 0

4- 1

0- 0

0- 0

AWAY

0- 1

1- 0

3- 0

0- 0

0- 0

0- 0

NEUTRAL

0- 0

0- 0

0- 0

RPI 1-25

RPI 26-50

RPI 51-100

Team's RPI: 66

RPI 101+

RPI	S	Opponent	Score
22	H	Purdue	53 54

RPI	S	Opponent	Score
44	A	Dayton	38 69

RPI	S	Opponent	Score
70	H	Eastern Mich.	70 54
82	A	Toledo	50 52
100	A	Creighton	47 49

RPI	S	Opponent	Score
113	A	Miami (OH)	61 58
127	A	Detroit	57 49
159	A	Central Mich.	77 72
176	H	Northern Ill.	57 47
182	A	Colorado St.	70 57
197	H	Akron	62 58
214	A	Buffalo	79 59
224	H	Butler	71 61
225	H	Western Ky.	86 62
234	A	Youngstown St.	73 61
245	A	Wyoming	60 53
254	H	Ohio	61 49
258	A	Ball St.	63 52
270	H	Jacksonville	83 53
293	H	Evansville	71 54
299	H	Kent St.	76 57
301	H	Austin Peay	72 38
312	H	Western Mich.	67 56

LAST 12 Division I GAMES:

82	A	Toledo	50 52	113	A	Miami (OH)	61 58
312	H	Western Mich.	67 56	214	A	Buffalo	79 59
176	H	Northern Ill.	57 47	254	H	Ohio	61 49
159	A	Central Mich.	77 72	197	H	Akron	62 58
258	A	Ball St.	63 52	299	H	Kent St.	76 57
70	H	Eastern Mich.	70 54	182	A	Colorado St.	70 57

B
o
w
l
i
n
g
G
r
e
e
nB
o
w
l
i
n
g
G
r
e
e
n

Non-Div I Games:

Madonna

91 41

Bowling Green

■ Loss,
 ■ Non-Conf, S Site,
 ■ Home
 ■ Away
 N Neutral

Average RPI Win: 200	WON-LOST	WINNING	LAST 12	STRENGTH OF	OPP. STRENGTH	TEAM	ADJ.	CONF.	ADJ CONF.
Average RPI Loss: 131	RECORD	PCT. RANK	GAMES	SCHEDULE	OF SCHEDULE	RPI	RPI	RPI	RPI
DIV. I ONLY	13- 12	159	4- 8	154	151	154	154	10	10
DIV. I NON-CONF.	9- 3	61	0- 0	92	299	136	136	10	10
TOTALS	RPI 1-25	RPI 26-50	W-L RECORDS	RPI 51-100	RPI 101-150	RPI 150+			
13- 12	0- 0	1- 1	OVERALL	0- 4	2- 4	10- 3			
6- 5	0- 0	1- 1	HOME	0- 2	2- 1	3- 1			
6- 6	0- 0	0- 0	AWAY	0- 2	0- 2	6- 2			
1- 1	0- 0	0- 0	NEUTRAL	0- 0	0- 1	1- 0			
9- 3	0- 0	1- 0	NON-CONFERENCE	0- 0	1- 2	7- 1			
3- 2	0- 0	1- 0	HOME	0- 0	1- 1	1- 1			
5- 0	0- 0	0- 0	AWAY	0- 0	0- 0	5- 0			
1- 1	0- 0	0- 0	NEUTRAL	0- 0	0- 1	1- 0			
4- 9	0- 0	0- 1	CONFERENCE	0- 4	1- 2	3- 2			
3- 3	0- 0	0- 1	HOME	0- 2	1- 0	2- 0			
1- 6	0- 0	0- 0	AWAY	0- 2	0- 2	1- 2			
0- 0	0- 0	0- 0	NEUTRAL	0- 0	0- 0	0- 0			

RPI S	Opponent	Score	RPI S	Opponent	Score	RPI S	Opponent	Score	RPI S	Opponent	Score	Team's RPI: 154
46	H Missouri St.	70 79	84	A Illinois St.	63 82	104	H Eastern Ill.	58 59				
50	H Iowa	96 88	84	H Illinois St.	65 67	123	A Indiana St.	60 77				
			88	H Wichita St.	58 71	123	H Indiana St.	79 58				
			100	A Creighton	68 72	130	N Stetson	63 73				
						131	A UNI	57 71				
						146	H Northern Colo.	59 49				
						157	A Drake	62 77				
						159	A Central Mich.	86 79				
						176	A Northern Ill.	50 45				
						195	A SIU Edwardsville	66 60				
						224	A Butler	71 63				
						230	A Winthrop	71 61				
						236	H Milwaukee	67 71				
						239	N Niagara	68 43				
						242	H Western Ill.	93 64				
						260	A Southern Ill.	72 59				
						260	H Southern Ill.	66 50				
						293	A Evansville	59 71				
						293	H Evansville	82 64				
LAST 12 Division I GAMES:												
84	A Illinois St.	63 82	131	A UNI	57 71							
123	A Indiana St.	60 77	123	H Indiana St.	79 58							
260	H Southern Ill.	66 50	84	H Illinois St.	65 67							
293	H Evansville	82 64	293	A Evansville	59 71							
100	A Creighton	68 72	260	A Southern Ill.	72 59							
157	A Drake	62 77	88	H Wichita St.	58 71							

Non-Div I Games:

Bradley

Average RPI Win: 247	WON-LOST	WINNING	LAST 12	STRENGTH OF	OPP. STRENGTH	TEAM	ADJ.	CONF.	ADJ CONF.
Average RPI Loss: 160	RECORD	PCT. RANK	GAMES	SCHEDULE	OF SCHEDULE	RPI	RPI	RPI	RPI
DIV. I ONLY	13- 8	101	7- 4	311	241	186	186	20	20
DIV. I NON-CONF.	8- 5	106	2- 1	319	304	212	212	20	20

TOTALS	RPI 1-25	RPI 26-50	W-L RECORDS	RPI 51-100	RPI 101-150	RPI 150+			
13- 8	0- 1	0- 0	OVERALL	1- 1	2- 1	10- 5			
6- 4	0- 0	0- 0	HOME	0- 1	2- 1	4- 2			
6- 4	0- 1	0- 0	AWAY	1- 0	0- 0	5- 3			
1- 0	0- 0	0- 0	NEUTRAL	0- 0	0- 0	1- 0			
8- 5	0- 0	0- 0	NON-CONFERENCE	0- 0	2- 1	6- 4			
4- 3	0- 0	0- 0	HOME	0- 0	2- 1	2- 2			
3- 2	0- 0	0- 0	AWAY	0- 0	0- 0	3- 2			
1- 0	0- 0	0- 0	NEUTRAL	0- 0	0- 0	1- 0			
5- 3	0- 1	0- 0	CONFERENCE	1- 1	0- 0	4- 1			
2- 1	0- 0	0- 0	HOME	0- 1	0- 0	2- 0			
3- 2	0- 1	0- 0	AWAY	1- 0	0- 0	2- 1			
0- 0	0- 0	0- 0	NEUTRAL	0- 0	0- 0	0- 0			

RPI 1-25				RPI 26-50				RPI 51-100				RPI 101+ Team's RPI: 186			
RPI	S	Opponent	Score	RPI	S	Opponent	Score	RPI	S	Opponent	Score	RPI	S	Opponent	Score
24	A	Princeton	45 57					93	A	Yale	60 55	106	H	Albany (NY)	65 53
								93	H	Yale	65 75	112	H	Providence	70 57
												121	H	Fairfield	55 63
												152	A	Harvard	57 65
												160	H	Holy Cross	74 81
												191	H	New Hampshire	57 62
												222	A	Bryant	49 64
												231	A	Penn	59 55
												259	H	Cornell	60 49
												269	H	Vermont	61 57
												271	A	San Jose St.	61 47
												293	N	Evansville	55 47
												300	A	Dartmouth	74 50
												308	A	Maine	61 59
												316	A	Rhode Island	53 40
												316	H	Rhode Island	66 54
												319	A	NJIT	66 70
												339	H	Columbia	72 63
LAST 12 Division I GAMES:															
259	H	Cornell	60 49	93	A	Yale	60 55	160	H	Holy Cross	74 81	316	A	Rhode Island	53 40
339	H	Columbia	72 63	271	A	San Jose St.	61 47	293	N	Evansville	55 47	300	A	Dartmouth	74 50
231	A	Penn	59 55	269	H	Vermont	61 57	308	A	Maine	61 59	316	H	Rhode Island	66 54
24	A	Princeton	45 57	319	A	NJIT	66 70	339	H	Columbia	72 63	316	A	Rhode Island	53 40
152	A	Harvard	57 65	316	H	Holy Cross	74 81	319	A	NJIT	66 70	316	H	Rhode Island	66 54
300	A	Dartmouth	74 50	316	A	Rhode Island	53 40	319	A	NJIT	66 70	316	H	Rhode Island	66 54

Non-Div I Games: Dominican (CA) 66 45

Brown

■ Loss,
 ■ Non-Conf, S Site,
 ■ Home
 ■ Away
 N Neutral

Average RPI Win: 261	WON-LOST	WINNING	LAST 12	STRENGTH OF	OPP. STRENGTH	TEAM	ADJ.	CONF.	ADJ CONF.
Average RPI Loss: 171	RECORD	PCT. RANK	GAMES	SCHEDULE	OF SCHEDULE	RPI	RPI	RPI	RPI
DIV. I ONLY	13- 11	140	6- 6	326	240	222	222	19	19
DIV. I NON-CONF.	7- 4	98	1- 0	342	285	304	304	26	26
TOTALS	RPI 1-25	RPI 26-50	W-L RECORDS	RPI 51-100	RPI 101-150	RPI 150+			
13- 11	0- 0	0- 0	OVERALL	0- 3	0- 1	13- 7			
7- 4	0- 0	0- 0	HOME	0- 1	0- 0	7- 3			
6- 7	0- 0	0- 0	AWAY	0- 2	0- 1	6- 4			
0- 0	0- 0	0- 0	NEUTRAL	0- 0	0- 0	0- 0			
7- 4	0- 0	0- 0	NON-CONFERENCE	0- 0	0- 0	7- 4			
4- 1	0- 0	0- 0	HOME	0- 0	0- 0	4- 1			
3- 3	0- 0	0- 0	AWAY	0- 0	0- 0	3- 3			
0- 0	0- 0	0- 0	NEUTRAL	0- 0	0- 0	0- 0			
6- 7	0- 0	0- 0	CONFERENCE	0- 3	0- 1	6- 3			
3- 3	0- 0	0- 0	HOME	0- 1	0- 0	3- 2			
3- 4	0- 0	0- 0	AWAY	0- 2	0- 1	3- 1			
0- 0	0- 0	0- 0	NEUTRAL	0- 0	0- 0	0- 0			

RPI S	Opponent	Score	RPI S	Opponent	Score	RPI S	Opponent	Score	RPI S	Opponent	Score	Team's RPI: 222
						62	A Quinnipiac	56 67	126	A LIU Brooklyn	41 50	
						62	H Quinnipiac	47 84	158	H Saint Francis (PA)	57 52	
						78	A Sacred Heart	64 79	160	A Holy Cross	62 82	
									174	H Monmouth	55 49	
									186	H Brown	64 49	
									189	H Robert Morris	75 71	
									199	A Boston College	42 68	
									205	A Mt. St. Mary's	61 66	
									206	A Central Conn. St.	68 62	
									206	H Central Conn. St.	62 75	
									207	H Fairleigh Dickinson	43 54	
									232	H Iona	53 66	
									264	H Army	64 54	
									300	A Dartmouth	63 45	
									306	H Lafayette	56 48	
									308	A Maine	65 53	
									314	A Colgate	76 74	
									316	H Rhode Island	75 62	
									334	A Wagner	71 67	
									336	A St. Francis (NY)	55 45	
									339	A Columbia	74 77	
LAST 12 Division I GAMES:												
78	A Sacred Heart	64 79	62	H Quinnipiac	47 84							
126	A LIU Brooklyn	41 50	334	A Wagner	71 67							
336	A St. Francis (NY)	55 45	205	A Mt. St. Mary's	61 66							
207	H Fairleigh Dickinson	43 54	189	H Robert Morris	75 71							
174	H Monmouth	55 49	158	H Saint Francis (PA)	57 52							
206	H Central Conn. St.	62 75	264	H Army	64 54							

Non-Div I Games:

Bryant

■ Loss,
■ Non-Conf, S Site,
■ Home
■ Away
N Neutral

Average RPI Win:	291	WON-LOST	WINNING	LAST 12	STRENGTH OF	OPP. STRENGTH	TEAM	ADJ.	CONF.	ADJ CONF.
Average RPI Loss:	206	RECORD	PCT. RANK	GAMES	SCHEDULE	OF SCHEDULE	RPI	RPI	RPI	RPI
DIV. I ONLY	4- 21	321	2- 10	313	301	337	337	28	28	
DIV. I NON-CONF.	2- 13	316	0- 2	294	278	333	333	31	31	
TOTALS	RPI 1-25	RPI 26-50	W-L RECORDS	RPI 51-100	RPI 101-150	RPI 150+				
4- 21	0- 0	0- 2	OVERALL	0- 1	0- 1	4- 17				
3- 9	0- 0	0- 1	HOME	0- 1	0- 0	3- 7				
1- 12	0- 0	0- 1	AWAY	0- 0	0- 1	1- 10				
0- 0	0- 0	0- 0	NEUTRAL	0- 0	0- 0	0- 0				
2- 13	0- 0	0- 2	NON-CONFERENCE	0- 1	0- 0	2- 10				
2- 5	0- 0	0- 1	HOME	0- 1	0- 0	2- 3				
0- 8	0- 0	0- 1	AWAY	0- 0	0- 0	0- 7				
0- 0	0- 0	0- 0	NEUTRAL	0- 0	0- 0	0- 0				
2- 8	0- 0	0- 0	CONFERENCE	0- 0	0- 1	2- 7				
1- 4	0- 0	0- 0	HOME	0- 0	0- 0	1- 4				
1- 4	0- 0	0- 0	AWAY	0- 0	0- 1	1- 3				
0- 0	0- 0	0- 0	NEUTRAL	0- 0	0- 0	0- 0				

RPI 1-25				RPI 26-50				RPI 51-100				RPI 101+				Team's RPI: 337	
RPI	S	Opponent	Score	RPI	S	Opponent	Score	RPI	S	Opponent	Score	RPI	S	Opponent	Score		
				30	H	Penn St.	54 78	93	H	Yale	48 69	139	A	American	45 71		
				42	A	West Virginia	30 72					158	A	Saint Francis (PA)	53 70		
												160	A	Holy Cross	53 70		
												180	H	Lehigh	38 53		
												188	H	Navy	49 50		
												196	H	Canisius	47 55		
												205	A	Mt. St. Mary's	46 58		
												214	A	Buffalo	57 63		
												221	H	Fordham	49 39		
												234	H	Youngstown St.	56 57		
												239	A	Niagara	55 61		
												259	A	Cornell	45 65		
												261	A	Rider	43 63		
												264	A	Army	56 60		
												264	H	Army	64 67		
												267	H	Morgan St.	52 54		
												306	A	Lafayette	65 54		
												306	H	Lafayette	45 49		
												314	A	Colgate	66 73		
												314	H	Colgate	67 45		
												319	A	NJIT	53 54		
												324	H	Saint Peter's	46 35		
LAST 12 Division I GAMES:																	
				306	A	Lafayette	65 54	180	H	Lehigh	38 53						
				314	H	Colgate	67 45	306	H	Lafayette	45 49						
				264	A	Army	56 60	314	A	Colgate	66 73						
				188	H	Navy	49 50	264	H	Army	64 67						
				139	A	American	45 71	93	H	Yale	48 69						
				160	A	Holy Cross	53 70	205	A	Mt. St. Mary's	46 58						

Non-Div I Games:

Bucknell

■ Loss,
 ■ Non-Conf,
 ■ S Site,
 ■ H Home
 ■ A Away
 N Neutral

Buffalo

Through Games Of Sunday, February 12, 2012

Average RPI Win:	250	WON-LOST	WINNING	LAST 12	STRENGTH OF	OPP. STRENGTH	TEAM	ADJ.	CONF.	ADJ CONF.
Average RPI Loss:	125	RECORD	PCT. RANK	GAMES	SCHEDULE	OF SCHEDULE	RPI	RPI	RPI	RPI
DIV. I ONLY	7- 18	282	2- 10	88	173	214	214	12	12	
DIV. I NON-CONF.	5- 9	238	0- 1	49	185	180	180	14	14	
TOTALS	RPI 1-25	RPI 26-50	W-L RECORDS	RPI 51-100	RPI 101-150	RPI 150+				
7- 18	0- 2	0- 2	OVERALL	0- 5	0- 3	7- 6				
3- 6	0- 0	0- 0	HOME	0- 3	0- 1	3- 2				
3- 10	0- 2	0- 1	AWAY	0- 2	0- 2	3- 3				
1- 2	0- 0	0- 1	NEUTRAL	0- 0	0- 0	1- 1				
5- 9	0- 2	0- 2	NON-CONFERENCE	0- 2	0- 2	5- 1				
3- 1	0- 0	0- 0	HOME	0- 0	0- 1	3- 0				
1- 6	0- 2	0- 1	AWAY	0- 2	0- 1	1- 0				
1- 2	0- 0	0- 1	NEUTRAL	0- 0	0- 0	1- 1				
2- 9	0- 0	0- 0	CONFERENCE	0- 3	0- 1	2- 5				
0- 5	0- 0	0- 0	HOME	0- 3	0- 0	0- 2				
2- 4	0- 0	0- 0	AWAY	0- 0	0- 1	2- 3				
0- 0	0- 0	0- 0	NEUTRAL	0- 0	0- 0	0- 0				

RPI	S	Opponent	Score	RPI	S	Opponent	Score	RPI	S	Opponent	Score	RPI	S	Opponent	Score	Team's RPI: 214
2	A	Connecticut	34 90	44	N	Dayton	74 94	66	H	Bowling Green	59 79	103	A	Syracuse	59 79	
16	A	St. Bonaventure	45 76	48	A	Iowa St.	45 65	67	A	Howard	57 81	113	A	Miami (OH)	51 72	
								70	H	Eastern Mich.	54 72	147	H	Wright St.	54 81	
								72	A	Duquesne	46 90	159	H	Central Mich.	60 66	
								82	H	Toledo	75 77	176	A	Northern Ill.	62 46	
												196	H	Canisius	62 57	
												197	H	Akron	82 91	
												207	N	Fairleigh Dickinson	54 63	
												226	H	Oakland	69 65	
												239	A	Niagara	65 54	
												254	A	Ohio	64 73	
												258	A	Ball St.	61 37	
												299	A	Kent St.	73 85	
												312	A	Western Mich.	92 102	
												319	N	NJIT	66 53	
												337	H	Bucknell	63 57	
LAST 12 Division I GAMES:																
159	H	Central Mich.	60 66	299	A	Kent St.	73 85									
258	A	Ball St.	61 37	66	H	Bowling Green	59 79									
312	A	Western Mich.	92 102	197	H	Akron	82 91									
82	H	Toledo	75 77	113	A	Miami (OH)	51 72									
70	H	Eastern Mich.	54 72	254	A	Ohio	64 73									
176	A	Northern Ill.	62 46	48	A	Iowa St.	45 65									

Non-Div I Games:

Buffalo

■ Loss,
■ Non-Conf,
■ S Site,
■ H Home
■ A Away
N Neutral

Butler

Average RPI Win: 238

Average RPI Loss: 161

WON-LOST

WINNING

LAST 12

Through Games Of Sunday, February 12, 2012

STRENGTH OF

OPP. STRENGTH

TEAM

ADJ.

CONF.

ADJ CONF.

RECORD

PCT. RANK

GAMES

SCHEDULE

OF SCHEDULE

RPI

RPI

RPI

RPI

DIV. I ONLY

9- 13

227

6- 6

225

205

224

224

13

13

DIV. I NON-CONF.

3- 7

262

0- 0

207

188

203

203

18

18

TOTALS

RPI 1-25

RPI 26-50

W-L RECORDS

RPI 51-100

RPI 101-150

RPI 150+

9- 13

0- 1

0- 1

OVERALL

0- 1

0- 5

9- 5

5- 3

0- 1

0- 0

HOME

0- 0

0- 0

5- 2

3- 8

0- 0

0- 0

AWAY

0- 1

0- 4

3- 3

1- 2

0- 0

0- 1

NEUTRAL

0- 0

0- 1

1- 0

3- 7

0- 0

0- 1

NON-CONFERENCE

0- 1

0- 2

3- 3

2- 1

0- 0

0- 0

HOME

0- 0

0- 0

2- 1

0- 4

0- 0

0- 0

AWAY

0- 1

0- 1

0- 2

1- 2

0- 0

0- 1

NEUTRAL

0- 0

0- 1

1- 0

6- 6

0- 1

0- 0

CONFERENCE

0- 0

0- 3

6- 2

3- 2

0- 1

0- 0

HOME

0- 0

0- 0

3- 1

3- 4

0- 0

0- 0

AWAY

0- 0

0- 3

3- 1

0- 0

0- 0

0- 0

NEUTRAL

0- 0

0- 0

0- 0

RPI 1-25

RPI 26-50

RPI 51-100

RPI 101+

Team's RPI: 224

RPI	S	Opponent	Score
23	H	Green Bay	36 60

RPI	S	Opponent	Score
48	N	Iowa St.	44 64

RPI	S	Opponent	Score
66	A	Bowling Green	61 71

RPI	S	Opponent	Score
123	A	Indiana St.	46 49
127	A	Detroit	60 72
132	N	UNLV	39 62
142	A	Ill.-Chicago	42 77
147	A	Wright St.	47 48
152	N	Harvard	69 68
154	H	Bradley	63 71
215	A	Loyola Chicago	60 57
234	A	Youngstown St.	65 63
234	H	Youngstown St.	73 64
236	H	Milwaukee	76 63
258	H	Ball St.	55 43
266	H	IUPUI	58 50
275	A	Cleveland St.	68 62
275	H	Cleveland St.	67 43
276	A	Valparaiso	53 58
276	H	Valparaiso	59 72
287	A	IPFW	60 68
292	A	Nevada	69 71

LAST 12 Division I GAMES:

276	H	Valparaiso	59 72	142	A	Ill.-Chicago	42 77
234	A	Youngstown St.	65 63	276	A	Valparaiso	53 58
275	A	Cleveland St.	68 62	275	H	Cleveland St.	67 43
236	H	Milwaukee	76 63	234	H	Youngstown St.	73 64
23	H	Green Bay	36 60	147	A	Wright St.	47 48
215	A	Loyola Chicago	60 57	127	A	Detroit	60 72

Non-Div I Games:

Marian (IN)

74 39

Butler

■ Loss,
 ■ Non-Conf,
 ■ S Site,
 ■ Home
 ■ A Away
 N Neutral

CSU Bakersfield

Through Games Of Sunday, February 12, 2012

Average RPI Win:	228	WON-LOST	WINNING	LAST 12	STRENGTH OF	OPP. STRENGTH	TEAM	ADJ.	CONF.	ADJ CONF.
Average RPI Loss:	161	RECORD	PCT. RANK	GAMES	SCHEDULE	OF SCHEDULE	RPI	RPI	RPI	RPI
DIV. I ONLY	3- 21	326	1- 11	133	157	307	307	29	29	
DIV. I NON-CONF.	3- 21	317	1- 11	142	200	305	305	32	32	
TOTALS	RPI 1-25	RPI 26-50	W-L RECORDS	RPI 51-100	RPI 101-150	RPI 150+				
3- 21	0- 2	0- 1	OVERALL	0- 4	0- 3	3- 11				
2- 7	0- 0	0- 0	HOME	0- 1	0- 2	2- 4				
1- 11	0- 1	0- 1	AWAY	0- 2	0- 1	1- 6				
0- 3	0- 1	0- 0	NEUTRAL	0- 1	0- 0	0- 1				
3- 21	0- 2	0- 1	NON-CONFERENCE	0- 4	0- 3	3- 11				
2- 7	0- 0	0- 0	HOME	0- 1	0- 2	2- 4				
1- 11	0- 1	0- 1	AWAY	0- 2	0- 1	1- 6				
0- 3	0- 1	0- 0	NEUTRAL	0- 1	0- 0	0- 1				
0- 0	0- 0	0- 0	CONFERENCE	0- 0	0- 0	0- 0				
0- 0	0- 0	0- 0	HOME	0- 0	0- 0	0- 0				
0- 0	0- 0	0- 0	AWAY	0- 0	0- 0	0- 0				
0- 0	0- 0	0- 0	NEUTRAL	0- 0	0- 0	0- 0				

RPI 1-25				RPI 26-50				RPI 51-100				RPI 101+ Team's RPI: 307			
RPI	S	Opponent	Score	RPI	S	Opponent	Score	RPI	S	Opponent	Score	RPI	S	Opponent	Score
3	A	Stanford	48 90	41	A	California	56 86	54	N	Texas Tech	63 81	105	H	San Diego St.	60 74
12	N	Maryland	83 114					55	H	Oregon St.	62 85	116	H	Pacific	73 96
								63	A	Fresno St.	59 88	149	A	FIU	59 82
								85	A	San Diego	70 99	168	A	Cal St. Northridge	52 54
												169	A	Montana	64 56
												172	H	Cal Poly	78 95
												182	H	Colorado St.	63 65
												192	A	Santa Clara	87 93
												219	H	UC Irvine	104 92
												233	A	UC Santa Barbara	49 57
												268	H	Cal St. Fullerton	58 67
												278	A	Sacramento St.	84 87
												291	N	Prairie View	64 69
												292	H	Nevada	76 85
												295	A	UC Riverside	62 76
												295	H	UC Riverside	72 66
												335	A	Weber St.	72 85
LAST 12 Division I GAMES:															
233	A	UC Santa Barbara	49 57	105	H	San Diego St.	60 74								
172	H	Cal Poly	78 95	182	H	Colorado St.	63 65								
168	A	Cal St. Northridge	52 54	54	N	Texas Tech	63 81								
295	H	UC Riverside	72 66	85	A	San Diego	70 99								
268	H	Cal St. Fullerton	58 67	3	A	Stanford	48 90								
292	H	Nevada	76 85	278	A	Sacramento St.	84 87								

Non-Div I Games: Southern Ore. 111 66

CSU Bakersfield

Loss, Non-Conf, S Site, H Home A Away N Neutral

Average RPI Win:	245	WON-LOST	WINNING	LAST 12	STRENGTH OF	OPP. STRENGTH	TEAM	ADJ.	CONF.	ADJ CONF.
Average RPI Loss:	138	RECORD	PCT. RANK	GAMES	SCHEDULE	OF SCHEDULE	RPI	RPI	RPI	RPI
DIV. I ONLY	11- 12	190	8- 4	172	244	172	172	21	21	
DIV. I NON-CONF.	4- 9	256	1- 1	136	206	150	150	22	22	
TOTALS	RPI 1-25	RPI 26-50	W-L RECORDS	RPI 51-100	RPI 101-150	RPI 150+				
11- 12	0- 0	0- 0	OVERALL	0- 4	2- 4	9- 4				
7- 3	0- 0	0- 0	HOME	0- 1	2- 1	5- 1				
4- 9	0- 0	0- 0	AWAY	0- 3	0- 3	4- 3				
0- 0	0- 0	0- 0	NEUTRAL	0- 0	0- 0	0- 0				
4- 9	0- 0	0- 0	NON-CONFERENCE	0- 4	0- 4	4- 1				
2- 2	0- 0	0- 0	HOME	0- 1	0- 1	2- 0				
2- 7	0- 0	0- 0	AWAY	0- 3	0- 3	2- 1				
0- 0	0- 0	0- 0	NEUTRAL	0- 0	0- 0	0- 0				
7- 3	0- 0	0- 0	CONFERENCE	0- 0	2- 0	5- 3				
5- 1	0- 0	0- 0	HOME	0- 0	2- 0	3- 1				
2- 2	0- 0	0- 0	AWAY	0- 0	0- 0	2- 2				
0- 0	0- 0	0- 0	NEUTRAL	0- 0	0- 0	0- 0				

RPI 1-25				RPI 26-50				RPI 51-100				RPI 101+				Team's RPI: 172	
RPI	S	Opponent	Score	RPI	S	Opponent	Score	RPI	S	Opponent	Score	RPI	S	Opponent	Score		
								51	A	St. Mary's (CA)	62	65	105	A	San Diego St.	78	79
								63	H	Fresno St.	76	79	116	H	Pacific	74	64
								78	A	Sacred Heart	69	89	118	A	Oregon	93	102
								85	A	San Diego	52	69	122	H	Pepperdine	78	80
													126	A	LIU Brooklyn	61	69
													128	H	UC Davis	87	65
													168	A	Cal St. Northridge	77	79
													219	H	UC Irvine	60	62
													233	A	UC Santa Barbara	67	52
													233	H	UC Santa Barbara	61	58
													257	A	Loyola Marymount	72	73
													263	A	Long Beach St.	67	74
													268	A	Cal St. Fullerton	76	69
													268	H	Cal St. Fullerton	66	48
													271	H	San Jose St.	71	55
													274	A	San Francisco	82	66
													295	H	UC Riverside	71	43
													301	H	Austin Peay	79	69
													307	A	CSU Bakersfield	95	78
LAST 12 Division I GAMES:																	
268	H	Cal St. Fullerton	66	48	168	A	Cal St. Northridge	77	79								
307	A	CSU Bakersfield	95	78	219	H	UC Irvine	60	62								
233	A	UC Santa Barbara	67	52	295	H	UC Riverside	71	43								
128	H	UC Davis	87	65	268	A	Cal St. Fullerton	76	69								
116	H	Pacific	74	64	233	H	UC Santa Barbara	61	58								
263	A	Long Beach St.	67	74	105	A	San Diego St.	78	79								

Non-Div I Games:

Cal Poly

■ Loss,
 ■ Non-Conf,
 ■ S Site,
 ■ H Home
 ■ A Away
 N Neutral

Average RPI Win:	244	WON-LOST	WINNING	LAST 12	STRENGTH OF	OPP. STRENGTH	TEAM	ADJ.	CONF.	ADJ CONF.
Average RPI Loss:	180	RECORD	PCT. RANK	GAMES	SCHEDULE	OF SCHEDULE	RPI	RPI	RPI	RPI
DIV. I ONLY	9- 15	242	3- 9	306	191	268	268	21	21	
DIV. I NON-CONF.	7- 5	122	1- 0	328	166	296	296	22	22	
TOTALS	RPI 1-25	RPI 26-50	W-L RECORDS	RPI 51-100	RPI 101-150	RPI 150+				
9- 15	0- 0	0- 1	OVERALL	0- 1	2- 3	7- 10				
4- 6	0- 0	0- 1	HOME	0- 0	1- 2	3- 3				
5- 8	0- 0	0- 0	AWAY	0- 1	1- 1	4- 6				
0- 1	0- 0	0- 0	NEUTRAL	0- 0	0- 0	0- 1				
7- 5	0- 0	0- 1	NON-CONFERENCE	0- 1	1- 0	6- 3				
3- 1	0- 0	0- 1	HOME	0- 0	1- 0	2- 0				
4- 3	0- 0	0- 0	AWAY	0- 1	0- 0	4- 2				
0- 1	0- 0	0- 0	NEUTRAL	0- 0	0- 0	0- 1				
2- 10	0- 0	0- 0	CONFERENCE	0- 0	1- 3	1- 7				
1- 5	0- 0	0- 0	HOME	0- 0	0- 2	1- 3				
1- 5	0- 0	0- 0	AWAY	0- 0	1- 1	0- 4				
0- 0	0- 0	0- 0	NEUTRAL	0- 0	0- 0	0- 0				

RPI S	Opponent	Score	RPI S	Opponent	Score	RPI S	Opponent	Score	RPI S	Opponent	Score	Team's RPI: 268
34	H Gonzaga	60 73	59	A Arizona St.	49 63	116	A Pacific	67 72	116	H Pacific	64 69	
						122	H Pepperdine	65 51	128	A UC Davis	58 50	
						128	H UC Davis	55 57	168	H Cal St. Northridge	56 62	
						172	A Cal Poly	48 66	172	H Cal Poly	69 76	
						198	A SMU	63 75	219	A UC Irvine	68 73	
						233	A UC Santa Barbara	39 52	233	H UC Santa Barbara	37 39	
						257	H Loyola Marymount	79 52	263	H Long Beach St.	74 53	
						271	A San Jose St.	81 65	274	A San Francisco	55 50	
						277	A Northern Ariz.	54 64	278	A Sacramento St.	81 64	
						285	N Tennessee St.	48 61	292	H Nevada	76 74	
						295	A UC Riverside	65 69	307	A CSU Bakersfield	67 58	
LAST 12 Division I GAMES:												
172	A Cal Poly	48 66	295	A UC Riverside	65 69							
233	A UC Santa Barbara	39 52	219	A UC Irvine	68 73							
116	H Pacific	64 69	307	A CSU Bakersfield	67 58							
128	H UC Davis	55 57	233	H UC Santa Barbara	37 39							
263	H Long Beach St.	74 53	172	H Cal Poly	69 76							
168	H Cal St. Northridge	56 62	128	A UC Davis	58 50							

Non-Div I Games:

Cal St. Fullerton

■ Loss,
■ Non-Conf,
■ S Site,
■ Home
■ A Away
N Neutral

Average RPI Win:	237	WON-LOST	WINNING	LAST 12	STRENGTH OF	OPP. STRENGTH	TEAM	ADJ.	CONF.	ADJ CONF.
Average RPI Loss:	144	RECORD	PCT. RANK	GAMES	SCHEDULE	OF SCHEDULE	RPI	RPI	RPI	RPI
DIV. I ONLY	14- 10	120	9- 3	280	158	168	168	21	21	
DIV. I NON-CONF.	6- 7	181	1- 0	263	79	156	156	22	22	
TOTALS	RPI 1-25	RPI 26-50	W-L RECORDS	RPI 51-100	RPI 101-150	RPI 150+				
14- 10	0- 0	1- 0	OVERALL	0- 3	1- 3	12- 4				
7- 4	0- 0	1- 0	HOME	0- 1	0- 0	6- 3				
7- 6	0- 0	0- 0	AWAY	0- 2	1- 3	6- 1				
0- 0	0- 0	0- 0	NEUTRAL	0- 0	0- 0	0- 0				
6- 7	0- 0	1- 0	NON-CONFERENCE	0- 3	0- 2	5- 2				
4- 2	0- 0	1- 0	HOME	0- 1	0- 0	3- 1				
2- 5	0- 0	0- 0	AWAY	0- 2	0- 2	2- 1				
0- 0	0- 0	0- 0	NEUTRAL	0- 0	0- 0	0- 0				
8- 3	0- 0	0- 0	CONFERENCE	0- 0	1- 1	7- 2				
3- 2	0- 0	0- 0	HOME	0- 0	0- 0	3- 2				
5- 1	0- 0	0- 0	AWAY	0- 0	1- 1	4- 0				
0- 0	0- 0	0- 0	NEUTRAL	0- 0	0- 0	0- 0				

RPI 1-25				RPI 26-50				RPI 51-100				RPI 101+				Team's RPI: 168	
RPI	S	Opponent	Score	RPI	S	Opponent	Score	RPI	S	Opponent	Score	RPI	S	Opponent	Score		
				42	H	West Virginia	48 47					116	A	Pacific	72 68		
								55	A	Oregon St.	63 83	118	A	Oregon	75 79		
								63	H	Fresno St.	61 70	122	A	Pepperdine	64 68		
								98	A	Washington	67 73	128	A	UC Davis	53 55		
												167	A	Portland	66 73		
												172	H	Cal Poly	79 77		
												192	H	Santa Clara	72 90		
												219	A	UC Irvine	80 59		
												219	H	UC Irvine	55 49		
												233	H	UC Santa Barbara	67 71		
												257	A	Loyola Marymount	79 62		
												263	A	Long Beach St.	57 50		
												263	H	Long Beach St.	72 75		
												268	A	Cal St. Fullerton	62 56		
												271	H	San Jose St.	85 55		
												274	A	San Francisco	67 59		
												295	A	UC Riverside	64 58		
												295	H	UC Riverside	63 55		
												307	H	CSU Bakersfield	54 52		
												314	H	Colgate	71 60		
LAST 12 Division I GAMES:																	
				263	H	Long Beach St.	72 75	172	H	Cal Poly	79 77						
				219	A	UC Irvine	80 59	116	A	Pacific	72 68						
				295	A	UC Riverside	64 58	128	A	UC Davis	53 55						
				307	H	CSU Bakersfield	54 52	263	A	Long Beach St.	57 50						
				268	A	Cal St. Fullerton	62 56	295	H	UC Riverside	63 55						
				233	H	UC Santa Barbara	67 71	219	H	UC Irvine	55 49						

Non-Div I Games:

Cal St. Northridge

Loss, Non-Conf, S Site, H Home A Away N Neutral

California

Through Games Of Sunday, February 12, 2012

Average RPI Win:	138	WON-LOST	WINNING	LAST 12	STRENGTH OF	OPP. STRENGTH	TEAM	ADJ.	CONF.	ADJ CONF.
Average RPI Loss:	31	RECORD	PCT. RANK	GAMES	SCHEDULE	OF SCHEDULE	RPI	RPI	RPI	RPI
DIV. I ONLY	18- 7	52	9- 3	76	12	41	41	4	4	
DIV. I NON-CONF.	9- 3	61	0- 0	152	22	66	66	6	6	
TOTALS	RPI 1-25	RPI 26-50	W-L RECORDS	RPI 51-100	RPI 101-150	RPI 150+				
18- 7	0- 3	2- 3	OVERALL	6- 1	5- 0	5- 0				
11- 2	0- 1	1- 1	HOME	4- 0	2- 0	4- 0				
6- 4	0- 2	0- 2	AWAY	2- 0	3- 0	1- 0				
1- 1	0- 0	1- 0	NEUTRAL	0- 1	0- 0	0- 0				
9- 3	0- 2	1- 0	NON-CONFERENCE	2- 1	1- 0	5- 0				
6- 1	0- 1	0- 0	HOME	1- 0	1- 0	4- 0				
2- 1	0- 1	0- 0	AWAY	1- 0	0- 0	1- 0				
1- 1	0- 0	1- 0	NEUTRAL	0- 1	0- 0	0- 0				
9- 4	0- 1	1- 3	CONFERENCE	4- 0	4- 0	0- 0				
5- 1	0- 0	1- 1	HOME	3- 0	1- 0	0- 0				
4- 3	0- 1	0- 2	AWAY	1- 0	3- 0	0- 0				
0- 0	0- 0	0- 0	NEUTRAL	0- 0	0- 0	0- 0				

RPI	S	Opponent	Score	RPI	S	Opponent	Score	Team's RPI: 41	RPI	S	Opponent	Score	RPI	S	Opponent	Score
3	A	Stanford	71 74	38	A	Southern California	54 74		51	A	St. Mary's (CA)	65 55	115	A	Colorado	68 55
13	A	Rutgers	70 73	38	H	Southern California	75 76		55	H	Oregon St.	73 56	118	H	Oregon	90 67
14	H	Ohio St.	75 77	47	N	Virginia	59 50		59	A	Arizona St.	67 62	124	A	Utah	63 56
				49	A	UCLA	55 60		65	N	Texas	60 61	132	H	UNLV	70 48
				49	H	UCLA	67 58		80	H	Illinois	80 56	135	A	Arizona	78 74
									90	H	Washington St.	60 55	192	H	Santa Clara	75 58
									98	H	Washington	71 47	262	A	Hawaii	69 54
													278	H	Sacramento St.	85 61
													300	H	Dartmouth	80 39
													307	H	CSU Bakersfield	86 56
LAST 12 Division I GAMES:																
38	H	Southern California	75 76	98	H	Washington	71 47									
49	H	UCLA	67 58	124	A	Utah	63 56									
59	A	Arizona St.	67 62	115	A	Colorado	68 55									
135	A	Arizona	78 74	118	H	Oregon	90 67									
3	A	Stanford	71 74	55	H	Oregon St.	73 56									
90	H	Washington St.	60 55	38	A	Southern California	54 74									

Non-Div I Games:

California

Loss, Non-Conf, S Site, H Home A Away N Neutral

Average RPI Win:	275	WON-LOST	WINNING	LAST 12	STRENGTH OF	OPP. STRENGTH	TEAM	ADJ.	CONF.	ADJ CONF.
Average RPI Loss:	160	RECORD	PCT. RANK	GAMES	SCHEDULE	OF SCHEDULE	RPI	RPI	RPI	RPI
DIV. I ONLY	11- 10	149	6- 6	286	332	208	208	26	26	
DIV. I NON-CONF.	5- 4	135	0- 0	318	336	254	254	29	29	
TOTALS	RPI 1-25	RPI 26-50	W-L RECORDS	RPI 51-100	RPI 101-150	RPI 150+				
11- 10	0- 0	0- 0	OVERALL	0- 1	1- 4	10- 5				
7- 2	0- 0	0- 0	HOME	0- 0	1- 1	6- 1				
2- 8	0- 0	0- 0	AWAY	0- 1	0- 3	2- 4				
2- 0	0- 0	0- 0	NEUTRAL	0- 0	0- 0	2- 0				
5- 4	0- 0	0- 0	NON-CONFERENCE	0- 1	0- 1	5- 2				
2- 0	0- 0	0- 0	HOME	0- 0	0- 0	2- 0				
1- 4	0- 0	0- 0	AWAY	0- 1	0- 1	1- 2				
2- 0	0- 0	0- 0	NEUTRAL	0- 0	0- 0	2- 0				
6- 6	0- 0	0- 0	CONFERENCE	0- 0	1- 3	5- 3				
5- 2	0- 0	0- 0	HOME	0- 0	1- 1	4- 1				
1- 4	0- 0	0- 0	AWAY	0- 0	0- 2	1- 2				
0- 0	0- 0	0- 0	NEUTRAL	0- 0	0- 0	0- 0				

RPI 1-25				RPI 26-50				RPI 51-100				RPI 101+				Team's RPI: 208	
RPI	S	Opponent	Score	RPI	S	Opponent	Score	RPI	S	Opponent	Score	RPI	S	Opponent	Score		
								89	A	UNC Wilmington	73	79	102	A	Liberty	61	90
												102	H	Liberty	45	58	
												130	A	Stetson	55	70	
												144	A	High Point	65	77	
												144	H	High Point	89	68	
												194	A	Radford	70	80	
												194	H	Radford	59	64	
												202	A	Elon	88	89	
												212	H	Charleston So.	70	56	
												213	A	Georgia St.	56	70	
												230	A	Winthrop	73	83	
												249	H	Western Caro.	59	43	
												256	A	Presbyterian	53	44	
												265	N	Eastern Ky.	64	52	
												286	H	Coastal Caro.	58	55	
												288	H	Longwood	48	33	
												322	H	Gardner-Webb	62	52	
												327	N	Bethune-Cookman	62	46	
												329	H	UNC Asheville	82	62	
												342	A	N.C. Central	59	41	
LAST 12 Division I GAMES:																	
				144	H	High Point	89	68				212	H	Charleston So.	70	56	
				194	H	Radford	59	64				144	A	High Point	65	77	
				102	H	Liberty	45	58				102	A	Liberty	61	90	
				230	A	Winthrop	73	83				194	A	Radford	70	80	
				256	A	Presbyterian	53	44				329	H	UNC Asheville	82	62	
				286	H	Coastal Caro.	58	55				322	H	Gardner-Webb	62	52	

Non-Div I Games: Montreat 75 58 Winston-Salem 72 60

Campbell

Loss, Non-Conf, S Site, H Home A Away N Neutral

Average RPI Win:	253	WON-LOST	WINNING	LAST 12	STRENGTH OF	OPP. STRENGTH	TEAM	ADJ.	CONF.	ADJ CONF.
Average RPI Loss:	153	RECORD	PCT. RANK	GAMES	SCHEDULE	OF SCHEDULE	RPI	RPI	RPI	RPI
DIV. I ONLY	12- 13	185	6- 6	261	231	196	196	22	22	
DIV. I NON-CONF.	6- 5	140	0- 0	161	213	157	157	19	19	
TOTALS	RPI 1-25	RPI 26-50	W-L RECORDS	RPI 51-100	RPI 101-150	RPI 150+				
12- 13	0- 2	0- 0	OVERALL	0- 3	1- 1	11- 7				
7- 3	0- 1	0- 0	HOME	0- 1	1- 0	6- 1				
5- 10	0- 1	0- 0	AWAY	0- 2	0- 1	5- 6				
0- 0	0- 0	0- 0	NEUTRAL	0- 0	0- 0	0- 0				
6- 5	0- 2	0- 0	NON-CONFERENCE	0- 2	1- 0	5- 1				
3- 2	0- 1	0- 0	HOME	0- 1	1- 0	2- 0				
3- 3	0- 1	0- 0	AWAY	0- 1	0- 0	3- 1				
0- 0	0- 0	0- 0	NEUTRAL	0- 0	0- 0	0- 0				
6- 8	0- 0	0- 0	CONFERENCE	0- 1	0- 1	6- 6				
4- 1	0- 0	0- 0	HOME	0- 0	0- 0	4- 1				
2- 7	0- 0	0- 0	AWAY	0- 1	0- 1	2- 5				
0- 0	0- 0	0- 0	NEUTRAL	0- 0	0- 0	0- 0				

RPI 1-25				RPI 26-50				RPI 51-100				RPI 101+ Team's RPI: 196			
RPI	S	Opponent	Score	RPI	S	Opponent	Score	RPI	S	Opponent	Score	RPI	S	Opponent	Score
14	A	Ohio St.	41 84					52	A	Marist	57 69	106	H	Albany (NY)	64 60
16	H	St. Bonaventure	58 74					70	H	Eastern Mich.	53 65	121	A	Fairfield	43 55
								71	A	Towson	50 64	175	A	Loyola Maryland	62 70
												175	H	Loyola Maryland	65 55
												187	A	Manhattan	51 73
												214	A	Buffalo	57 62
												227	A	Md.-East. Shore	45 43
												232	A	Iona	67 77
												232	H	Iona	85 74
												239	A	Niagara	58 57
												239	H	Niagara	60 66
												259	H	Cornell	62 45
												261	A	Rider	61 58
												261	H	Rider	60 54
												279	A	Siena	61 67
												299	A	Kent St.	81 64
												314	H	Colgate	63 42
												324	A	Saint Peter's	51 66
												324	H	Saint Peter's	59 54
												337	A	Bucknell	55 47
LAST 12 Division I GAMES:															
324	A	Saint Peter's	51 66	232	A	Iona	67 77								
261	A	Rider	61 58	239	H	Niagara	60 66								
239	A	Niagara	58 57	121	A	Fairfield	43 55								
175	A	Loyola Maryland	62 70	187	A	Manhattan	51 73								
261	H	Rider	60 54	232	H	Iona	85 74								
175	H	Loyola Maryland	65 55	324	H	Saint Peter's	59 54								

Non-Div I Games:

Canisius

■ Loss,
 ■ Non-Conf,
 ■ S Site,
 ■ H Home
 ■ A Away
 N Neutral

Central Ark.

Average RPI Win: 217	WON-LOST	WINNING	LAST 12	STRENGTH OF	OPP. STRENGTH	TEAM	ADJ.	CONF.	ADJ CONF.
Average RPI Loss: 95	RECORD	PCT. RANK	GAMES	SCHEDULE	OF SCHEDULE	RPI	RPI	RPI	RPI
DIV. I ONLY	16- 4	24	10- 1	236	162	76	76	24	24
DIV. I NON-CONF.	6- 3	89	0- 0	212	55	58	58	27	27

TOTALS	RPI 1-25	RPI 26-50	W-L RECORDS	RPI 51-100	RPI 101-150	RPI 150+
16- 4	0- 1	0- 0	OVERALL	0- 1	4- 0	12- 2
9- 0	0- 0	0- 0	HOME	0- 0	2- 0	7- 0
5- 2	0- 0	0- 0	AWAY	0- 1	1- 0	4- 1
2- 2	0- 1	0- 0	NEUTRAL	0- 0	1- 0	1- 1
6- 3	0- 1	0- 0	NON-CONFERENCE	0- 1	2- 0	4- 1
4- 0	0- 0	0- 0	HOME	0- 0	1- 0	3- 0
0- 1	0- 0	0- 0	AWAY	0- 1	0- 0	0- 0
2- 2	0- 1	0- 0	NEUTRAL	0- 0	1- 0	1- 1
10- 1	0- 0	0- 0	CONFERENCE	0- 0	2- 0	8- 1
5- 0	0- 0	0- 0	HOME	0- 0	1- 0	4- 0
5- 1	0- 0	0- 0	AWAY	0- 0	1- 0	4- 1
0- 0	0- 0	0- 0	NEUTRAL	0- 0	0- 0	0- 0

RPI S	Opponent	Score	RPI S	Opponent	Score	RPI S	Opponent	Score	RPI S	Opponent	Score
17 N	Georgia Tech	61 67				54 A	Texas Tech	43 76	109 A	McNeese St.	64 53
									109 H	McNeese St.	71 70
									120 H	UT Martin	69 65
									144 N	High Point	69 56
									153 N	UMKC	60 64
									155 A	Stephen F. Austin	45 54
									161 A	Lamar	62 37
									161 H	Lamar	63 53
									173 H	Alabama	58 46
									200 H	Indiana	58 46
									217 A	Nicholls St.	66 59
									241 H	Texas St.	81 75
									248 N	La.-Monroe	73 55
									290 A	Texas-Arlington	53 51
									311 H	Southeastern La.	71 54
									328 H	Ark.-Pine Bluff	61 38
									331 A	Northwestern St.	67 61
									331 H	Northwestern St.	84 43
LAST 12 Division I GAMES:											
109 A	McNeese St.	64 53	161 H	Lamar	63 53						
241 H	Texas St.	81 75	217 A	Nicholls St.	66 59						
290 A	Texas-Arlington	53 51	331 H	Northwestern St.	84 43						
331 A	Northwestern St.	67 61	155 A	Stephen F. Austin	45 54						
109 H	McNeese St.	71 70	161 A	Lamar	62 37						
311 H	Southeastern La.	71 54	328 H	Ark.-Pine Bluff	61 38						

Non-Div I Games:	Paul Quinn	92 35	Philander Smith	94 25	Central Baptist	79 48	Ecclesia	90 36
								Central Ark.

Loss, Non-Conf, S Site, H Home A Away N Neutral

Average RPI Win:	253	WON-LOST	WINNING	LAST 12	STRENGTH OF	OPP. STRENGTH	TEAM	ADJ.	CONF.	ADJ CONF.
Average RPI Loss:	120	RECORD	PCT. RANK	GAMES	SCHEDULE	OF SCHEDULE	RPI	RPI	RPI	RPI
DIV. I ONLY	11- 13	201	5- 7	217	171	206	206	19	19	
DIV. I NON-CONF.	6- 5	140	0- 1	292	68	243	243	26	26	
TOTALS	RPI 1-25	RPI 26-50	W-L RECORDS	RPI 51-100	RPI 101-150	RPI 150+				
11- 13	0- 0	0- 1	OVERALL	0- 5	0- 2	11- 5				
6- 6	0- 0	0- 0	HOME	0- 2	0- 0	6- 4				
5- 6	0- 0	0- 1	AWAY	0- 2	0- 1	5- 1				
0- 1	0- 0	0- 0	NEUTRAL	0- 0	0- 1	0- 0				
6- 5	0- 0	0- 1	NON-CONFERENCE	0- 2	0- 1	6- 1				
5- 0	0- 0	0- 0	HOME	0- 0	0- 0	5- 0				
1- 4	0- 0	0- 1	AWAY	0- 2	0- 0	1- 1				
0- 1	0- 0	0- 0	NEUTRAL	0- 0	0- 1	0- 0				
5- 8	0- 0	0- 0	CONFERENCE	0- 3	0- 1	5- 4				
1- 6	0- 0	0- 0	HOME	0- 2	0- 0	1- 4				
4- 2	0- 0	0- 0	AWAY	0- 1	0- 1	4- 0				
0- 0	0- 0	0- 0	NEUTRAL	0- 0	0- 0	0- 0				

RPI S	Opponent	Score	RPI S	Opponent	Score	RPI S	Opponent	Score	RPI S	Opponent	Score	Team's RPI: 206
27	A James Madison	64 71	58	A Hofstra	60 67	111	N Auburn	40 49				
			62	H Quinnipiac	59 64	126	A LIU Brooklyn	43 57				
			78	A Sacred Heart	57 63	158	H Saint Francis (PA)	47 57				
			78	H Sacred Heart	40 53	160	H Holy Cross	63 54				
			83	A Hartford	56 65	174	H Monmouth	56 59				
						189	H Robert Morris	72 86				
						191	H New Hampshire	83 44				
						199	A Boston College	49 57				
						205	A Mt. St. Mary's	73 63				
						207	H Fairleigh Dickinson	51 49				
						222	A Bryant	75 62				
						222	H Bryant	62 68				
						229	A Massachusetts	58 55				
						279	H Siena	51 47				
						308	H Maine	53 48				
						316	H Rhode Island	50 45				
						334	A Wagner	69 57				
						336	A St. Francis (NY)	67 51				
LAST 12 Division I GAMES:												
62	H Quinnipiac	59 64	78	A Sacred Heart	57 63							
336	A St. Francis (NY)	67 51	205	A Mt. St. Mary's	73 63							
126	A LIU Brooklyn	43 57	334	A Wagner	69 57							
174	H Monmouth	56 59	158	H Saint Francis (PA)	47 57							
207	H Fairleigh Dickinson	51 49	189	H Robert Morris	72 86							
222	A Bryant	75 62	199	A Boston College	49 57							

Non-Div I Games:

Central Conn. St.

■ Loss,
 ■ Non-Conf, S Site,
 ■ Home
 ■ Away
 N Neutral

Central Mich.

Average RPI Win: 208

WON-LOST

WINNING

LAST 12

Through Games Of Sunday, February 12, 2012

Average RPI Loss: 135

RECORD

PCT. RANK

GAMES

STRENGTH OF
SCHEDULEOPP. STRENGTH
OF SCHEDULETEAM
RPIADJ.
RPICONF.
RPIADJ CONF.
RPI

DIV. I ONLY	12- 12	167	6- 6	180	134	159	159	12	12
DIV. I NON-CONF.	7- 6	154	1- 0	172	114	148	148	14	14
TOTALS	RPI 1-25	RPI 26-50	W-L RECORDS	RPI 51-100	RPI 101-150	RPI 150+			
12- 12	1- 0	0- 0	OVERALL	1- 5	1- 2	9- 5			
4- 4	1- 0	0- 0	HOME	0- 1	0- 2	3- 1			
5- 6	0- 0	0- 0	AWAY	1- 2	1- 0	3- 4			
3- 2	0- 0	0- 0	NEUTRAL	0- 2	0- 0	3- 0			
7- 6	1- 0	0- 0	NON-CONFERENCE	1- 2	1- 1	4- 3			
1- 2	1- 0	0- 0	HOME	0- 0	0- 1	0- 1			
3- 2	0- 0	0- 0	AWAY	1- 0	1- 0	1- 2			
3- 2	0- 0	0- 0	NEUTRAL	0- 2	0- 0	3- 0			
5- 6	0- 0	0- 0	CONFERENCE	0- 3	0- 1	5- 2			
3- 2	0- 0	0- 0	HOME	0- 1	0- 1	3- 0			
2- 4	0- 0	0- 0	AWAY	0- 2	0- 0	2- 2			
0- 0	0- 0	0- 0	NEUTRAL	0- 0	0- 0	0- 0			

RPI 1-25				RPI 26-50				RPI 51-100				RPI 101+ Team's RPI: 159			
RPI	S	Opponent	Score	RPI	S	Opponent	Score	RPI	S	Opponent	Score	RPI	S	Opponent	Score
22	H	Purdue	75 62					66	H	Bowling Green	72 77	107	H	Northwestern	60 69
								70	A	Eastern Mich.	60 73	113	H	Miami (OH)	57 79
								77	N	Hampton	51 77	147	A	Wright St.	65 60
								82	A	Toledo	53 58	154	H	Bradley	79 86
								88	A	Wichita St.	58 49	171	A	Pittsburgh	70 77
								96	N	South Fla.	80 86	176	A	Northern Ill.	86 67
												179	A	Ole Miss	78 75
												189	A	Robert Morris	55 64
												197	A	Akron	87 97
												214	A	Buffalo	66 60
												235	N	Col. of Charleston	72 69
												254	H	Ohio	67 53
												258	H	Ball St.	84 66
												288	N	Longwood	70 59
												299	A	Kent St.	64 67
												312	H	Western Mich.	93 85
												323	N	Southeast Mo. St.	100 59
LAST 12 Division I GAMES:															
214	A	Buffalo	66 60	70	A	Eastern Mich.	60 73								
197	A	Akron	87 97	258	H	Ball St.	84 66								
113	H	Miami (OH)	57 79	312	H	Western Mich.	93 85								
66	H	Bowling Green	72 77	82	A	Toledo	53 58								
254	H	Ohio	67 53	176	A	Northern Ill.	86 67								
299	A	Kent St.	64 67	235	N	Col. of Charleston	72 69								

Non-Div I Games: Alas. Anchorage 90 84

Central Mich.

■ Loss,
 ■ Non-Conf,
 ■ S Site,
 ■ Home
 ■ A Away
 N Neutral

Charleston So.

Average RPI Win: 259	WON-LOST	WINNING	LAST 12	STRENGTH OF	OPP. STRENGTH	TEAM	ADJ.	CONF.	ADJ CONF.
Average RPI Loss: 165	RECORD	PCT. RANK	GAMES	SCHEDULE	OF SCHEDULE	RPI	RPI	RPI	RPI
DIV. I ONLY	11- 9	138	7- 5	325	220	212	212	26	26
DIV. I NON-CONF.	4- 4	161	0- 0	300	100	196	196	29	29

TOTALS	RPI 1-25	RPI 26-50	W-L RECORDS	RPI 51-100	RPI 101-150	RPI 150+
11- 9	0- 0	0- 1	OVERALL	0- 1	0- 3	11- 4
7- 2	0- 0	0- 0	HOME	0- 1	0- 1	7- 0
3- 7	0- 0	0- 0	AWAY	0- 0	0- 2	3- 4
1- 0	0- 0	0- 0	NEUTRAL	0- 0	0- 0	1- 0
4- 4	0- 0	0- 1	NON-CONFERENCE	0- 1	0- 0	4- 2
1- 1	0- 0	0- 0	HOME	0- 1	0- 0	1- 0
2- 3	0- 0	0- 1	AWAY	0- 0	0- 0	2- 2
1- 0	0- 0	0- 0	NEUTRAL	0- 0	0- 0	1- 0
7- 5	0- 0	0- 0	CONFERENCE	0- 0	0- 3	7- 2
6- 1	0- 0	0- 0	HOME	0- 0	0- 1	6- 0
1- 4	0- 0	0- 0	AWAY	0- 0	0- 2	1- 2
0- 0	0- 0	0- 0	NEUTRAL	0- 0	0- 0	0- 0

RPI 1-25	RPI 26-50	RPI 51-100	RPI 101+	Team's RPI: 212
RPI S Opponent Score	RPI S Opponent Score	RPI S Opponent Score	RPI S Opponent Score	Score
	37 A Florida 59 83	89 H UNC Wilmington 70 72	102 A Liberty 69 77	
			102 H Liberty 64 79	
			144 A High Point 58 84	
			166 H Furman 80 78	
			194 H Radford 79 69	
			201 A Clemson 82 77	
			208 A Campbell 56 70	
			223 A South Carolina St. 65 68	
			230 H Winthrop 83 78	
			235 A Col. of Charleston 64 45	
			249 A Western Caro. 65 69	
			256 H Presbyterian 76 67	
			286 H Coastal Caro. 69 66	
			308 N Maine 78 63	
			322 A Gardner-Webb 63 53	
			322 H Gardner-Webb 86 66	
			329 A UNC Asheville 68 75	
			329 H UNC Asheville 88 70	
LAST 12 Division I GAMES:				
102 A Liberty 69 77	102 H Liberty 64 79			
322 H Gardner-Webb 86 66	194 H Radford 79 69			
329 H UNC Asheville 88 70	329 A UNC Asheville 68 75			
286 H Coastal Caro. 69 66	322 A Gardner-Webb 63 53			
144 A High Point 58 84	230 H Winthrop 83 78			
208 A Campbell 56 70	256 H Presbyterian 76 67			

Non-Div I Games: Southern Wesleyan 115 57 Voorhees 67 39 Bluefield Col. 81 43

Charleston So.

Loss, **Non-Conf**, **S Site**, **H Home** **A Away** **N Neutral**

Average RPI Win:	204	WON-LOST	WINNING	LAST 12	STRENGTH OF	OPP. STRENGTH	TEAM	ADJ.	CONF.	ADJ CONF.
Average RPI Loss:	63	RECORD	PCT. RANK	GAMES	SCHEDULE	OF SCHEDULE	RPI	RPI	RPI	RPI
DIV. I ONLY	15- 10	115	8- 4	127	91	110	110	9	9	
DIV. I NON-CONF.	8- 6	129	1- 0	88	78	86	86	8	8	
TOTALS	RPI 1-25	RPI 26-50	W-L RECORDS	RPI 51-100	RPI 101-150	RPI 150+				
15- 10	0- 2	0- 2	OVERALL	1- 4	2- 2	12- 0				
9- 2	0- 1	0- 0	HOME	0- 1	1- 0	8- 0				
5- 6	0- 1	0- 1	AWAY	1- 3	0- 0	4- 0				
1- 2	0- 0	0- 1	NEUTRAL	0- 0	1- 1	0- 0				
8- 6	0- 1	0- 1	NON-CONFERENCE	1- 2	1- 2	6- 0				
5- 1	0- 0	0- 0	HOME	0- 1	0- 0	5- 0				
2- 3	0- 1	0- 0	AWAY	1- 1	0- 1	1- 0				
1- 2	0- 0	0- 1	NEUTRAL	0- 0	1- 1	0- 0				
7- 4	0- 1	0- 1	CONFERENCE	0- 2	1- 0	6- 0				
4- 1	0- 1	0- 0	HOME	0- 0	1- 0	3- 0				
3- 3	0- 0	0- 1	AWAY	0- 2	0- 0	3- 0				
0- 0	0- 0	0- 0	NEUTRAL	0- 0	0- 0	0- 0				

RPI S	Opponent	Score	RPI S	Opponent	Score	RPI S	Opponent	Score	RPI S	Opponent	Score	Team's RPI: 110
14	A Ohio St.	58 88	37	N Florida	73 82	53	A Temple	55 65	106	N Albany (NY)	61 59	
16	H St. Bonaventure	63 68	44	A Dayton	68 91	68	A Florida St.	62 64	111	N Auburn	58 68	
						72	A Duquesne	53 81	126	A LIU Brooklyn	72 81	
						79	A VCU	68 58	145	H La Salle	77 66	
						89	H UNC Wilmington	73 74	166	H Furman	89 53	
									183	A Virginia Tech	71 65	
									202	H Elon	89 58	
									204	A Xavier	58 54	
									209	A George Washington	61 60	
									216	H Arkansas St.	78 48	
									221	A Fordham	61 41	
									229	H Massachusetts	80 58	
									252	H Saint Louis	61 52	
									256	H Presbyterian	58 42	
									273	H N.C. A&T	87 63	
									316	H Rhode Island	72 35	
LAST 12 Division I GAMES:												
72	A Duquesne	53 81	16	H St. Bonaventure	63 68							
44	A Dayton	68 91	145	H La Salle	77 66							
316	H Rhode Island	72 35	209	A George Washington	61 60							
229	H Massachusetts	80 58	252	H Saint Louis	61 52							
53	A Temple	55 65	204	A Xavier	58 54							
221	A Fordham	61 41	166	H Furman	89 53							

Non-Div I Games:

Charlotte

■ Loss,
■ Non-Conf, S Site,
■ Home
■ Away
N Neutral

Chattanooga

Through Games Of Sunday, February 12, 2012

Average RPI Win: 229	WON-LOST	WINNING	LAST 12	STRENGTH OF	OPP. STRENGTH	TEAM	ADJ.	CONF.	ADJ CONF.
Average RPI Loss: 73	RECORD	PCT. RANK	GAMES	SCHEDULE	OF SCHEDULE	RPI	RPI	RPI	RPI
DIV. I ONLY	17- 7	60	9- 3	155	131	69	69	15	15
DIV. I NON-CONF.	5- 4	135	0- 0	34	25	20	20	21	21
TOTALS	RPI 1-25	RPI 26-50	W-L RECORDS	RPI 51-100	RPI 101-150	RPI 150+			
17- 7	0- 2	0- 0	OVERALL	1- 4	2- 0	14- 1			
10- 0	0- 0	0- 0	HOME	1- 0	1- 0	8- 0			
7- 5	0- 2	0- 0	AWAY	0- 2	1- 0	6- 1			
0- 2	0- 0	0- 0	NEUTRAL	0- 2	0- 0	0- 0			
5- 4	0- 2	0- 0	NON-CONFERENCE	1- 2	1- 0	3- 0			
3- 0	0- 0	0- 0	HOME	1- 0	0- 0	2- 0			
2- 2	0- 2	0- 0	AWAY	0- 0	1- 0	1- 0			
0- 2	0- 0	0- 0	NEUTRAL	0- 2	0- 0	0- 0			
12- 3	0- 0	0- 0	CONFERENCE	0- 2	1- 0	11- 1			
7- 0	0- 0	0- 0	HOME	0- 0	1- 0	6- 0			
5- 3	0- 0	0- 0	AWAY	0- 2	0- 0	5- 1			
0- 0	0- 0	0- 0	NEUTRAL	0- 0	0- 0	0- 0			

RPI 1-25				RPI 26-50				RPI 51-100 Team's RPI: 69				RPI 101+			
RPI	S	Opponent	Score	RPI	S	Opponent	Score	RPI	S	Opponent	Score	RPI	S	Opponent	Score
1	A	Baylor	31 91					64	N	Idaho St.	62 65	123	A	Indiana St.	75 54
4	A	Tennessee	47 90					87	N	Cincinnati	50 51	143	H	Samford	74 68
								95	A	Appalachian St.	51 62	166	A	Furman	61 75
								97	A	Davidson	52 56	166	H	Furman	71 53
								99	H	UAB	65 59	202	A	Elon	59 46
												202	H	Elon	80 65
												235	A	Col. of Charleston	58 44
												235	H	Col. of Charleston	57 31
												249	H	Western Caro.	64 58
												253	H	Belmont	75 42
												255	H	Kennesaw St.	76 39
												280	A	Ga. Southern	66 60
												283	A	Wofford	51 39
												283	H	Wofford	74 67
												296	A	East Tenn. St.	88 80
												297	A	UNC Greensboro	63 46
												297	H	UNC Greensboro	63 44
LAST 12 Division I GAMES:															
235	H	Col. of Charleston	57 31	95	A	Appalachian St.	51 62								
166	A	Furman	61 75	143	H	Samford	74 68								
283	A	Wofford	51 39	166	H	Furman	71 53								
202	H	Elon	80 65	283	H	Wofford	74 67								
297	H	UNC Greensboro	63 44	280	A	Ga. Southern	66 60								
97	A	Davidson	52 56	235	A	Col. of Charleston	58 44								

Non-Div I Games:

Chattanooga

■ Loss,
 ■ Non-Conf, S Site,
 ■ Home
 ■ Away
 N Neutral

Average RPI Win:	319	WON-LOST	WINNING	LAST 12	STRENGTH OF	OPP. STRENGTH	TEAM	ADJ.	CONF.	ADJ CONF.
Average RPI Loss:	191	RECORD	PCT. RANK	GAMES	SCHEDULE	OF SCHEDULE	RPI	RPI	RPI	RPI
DIV. I ONLY	4- 19	318	3- 7	251	334	326	326	33	33	
DIV. I NON-CONF.	1- 15	336	0- 3	188	255	313	313	33	33	
TOTALS	RPI 1-25	RPI 26-50	W-L RECORDS	RPI 51-100	RPI 101-150	RPI 150+				
4- 19	0- 1	0- 0	OVERALL	0- 1	0- 4	4- 13				
3- 7	0- 0	0- 0	HOME	0- 1	0- 2	3- 4				
1- 10	0- 1	0- 0	AWAY	0- 0	0- 2	1- 7				
0- 2	0- 0	0- 0	NEUTRAL	0- 0	0- 0	0- 2				
1- 15	0- 1	0- 0	NON-CONFERENCE	0- 1	0- 4	1- 9				
1- 6	0- 0	0- 0	HOME	0- 1	0- 2	1- 3				
0- 7	0- 1	0- 0	AWAY	0- 0	0- 2	0- 4				
0- 2	0- 0	0- 0	NEUTRAL	0- 0	0- 0	0- 2				
3- 4	0- 0	0- 0	CONFERENCE	0- 0	0- 0	3- 4				
2- 1	0- 0	0- 0	HOME	0- 0	0- 0	2- 1				
1- 3	0- 0	0- 0	AWAY	0- 0	0- 0	1- 3				
0- 0	0- 0	0- 0	NEUTRAL	0- 0	0- 0	0- 0				

RPI	S	Opponent	Score	RPI	S	Opponent	Score	RPI	S	Opponent	Score	RPI	S	Opponent	Score	Team's RPI: 326
22	A	Purdue	49 76					77	H	Hampton	39 66	113	A	Miami (OH)	60 74	
												123	H	Indiana St.	59 67	
												131	H	UNI	54 88	
												140	A	Seattle	38 80	
												176	H	Northern Ill.	40 73	
												181	N	Marshall	48 72	
												197	A	Akron	48 82	
												211	H	Rice	50 77	
												215	H	Loyola Chicago	34 77	
												236	A	Milwaukee	48 79	
												240	A	North Dakota	46 80	
												240	H	North Dakota	68 77	
												246	A	Tex.-Pan American	39 43	
												254	A	Ohio	37 65	
												260	A	Southern Ill.	54 76	
												265	N	Eastern Ky.	56 67	
												302	A	Utah Valley	61 74	
												302	H	Utah Valley	69 42	
												312	H	Western Mich.	70 65	
												319	H	NJIT	86 70	
												341	A	Houston Baptist	79 66	
LAST 12 Division I GAMES:																
302	A	Utah Valley	61 74	246	A	Tex.-Pan American	39 43									
240	A	North Dakota	46 80	140	A	Seattle	38 80									
319	H	NJIT	86 70	197	A	Akron	48 82									
240	H	North Dakota	68 77	113	A	Miami (OH)	60 74									
302	H	Utah Valley	69 42	123	H	Indiana St.	59 67									
341	A	Houston Baptist	79 66	236	A	Milwaukee	48 79									

Non-Div I Games: Ind.-Northwest 77 78 Trinity Int'l 85 54

Chicago St.

Loss, Non-Conf, S Site, H Home A Away N Neutral

Average RPI Win: 164	WON-LOST	WINNING	LAST 12	STRENGTH OF	OPP. STRENGTH	TEAM	ADJ.	CONF.	ADJ CONF.
Average RPI Loss: 64	RECORD	PCT. RANK	GAMES	SCHEDULE	OF SCHEDULE	RPI	RPI	RPI	RPI
DIV. I ONLY	13- 11	140	5- 7	69	32	87	87	2	2
DIV. I NON-CONF.	9- 3	61	1- 0	231	140	172	172	1	1

TOTALS	RPI 1-25	RPI 26-50	W-L RECORDS	RPI 51-100	RPI 101-150	RPI 150+			
13- 11	0- 5	1- 2	OVERALL	2- 1	4- 1	6- 2			
6- 5	0- 2	1- 2	HOME	0- 1	0- 0	5- 0			
4- 6	0- 3	0- 0	AWAY	0- 0	3- 1	1- 2			
3- 0	0- 0	0- 0	NEUTRAL	2- 0	1- 0	0- 0			
9- 3	0- 0	1- 0	NON-CONFERENCE	2- 0	1- 1	5- 2			
5- 0	0- 0	1- 0	HOME	0- 0	0- 0	4- 0			
1- 3	0- 0	0- 0	AWAY	0- 0	0- 1	1- 2			
3- 0	0- 0	0- 0	NEUTRAL	2- 0	1- 0	0- 0			
4- 8	0- 5	0- 2	CONFERENCE	0- 1	3- 0	1- 0			
1- 5	0- 2	0- 2	HOME	0- 1	0- 0	1- 0			
3- 3	0- 3	0- 0	AWAY	0- 0	3- 0	0- 0			
0- 0	0- 0	0- 0	NEUTRAL	0- 0	0- 0	0- 0			

RPI 1-25				RPI 26-50				RPI 51-100 Team's RPI: 87				RPI 101+			
RPI	S	Opponent	Score	RPI	S	Opponent	Score	RPI	S	Opponent	Score	RPI	S	Opponent	Score
2	A	Connecticut	37 80	26	H	Georgetown	54 65	60	N	South Dakota St.	55 22	103	A	Syracuse	55 54
5	H	Notre Dame	50 76	29	H	St. John's (NY)	34 51	69	N	Chattanooga	51 50	108	A	Marquette	64 52
13	A	Rutgers	47 58	44	H	Dayton	75 64	96	H	South Fla.	55 58	112	A	Providence	60 56
19	H	Louisville	59 64									113	A	Miami (OH)	69 74
20	A	Villanova	53 62									144	N	High Point	62 40
												171	H	Pittsburgh	62 57
												181	A	Marshall	47 55
												183	A	Virginia Tech	66 55
												204	A	Xavier	60 69
												267	H	Morgan St.	64 60
												287	H	IPFW	74 42
												288	H	Longwood	70 54
												293	H	Evansville	64 34
LAST 12 Division I GAMES:															
171	H	Pittsburgh	62 57	29	H	St. John's (NY)	34 51								
112	A	Providence	60 56	2	A	Connecticut	37 80								
26	H	Georgetown	54 65	5	H	Notre Dame	50 76								
108	A	Marquette	64 52	13	A	Rutgers	47 58								
103	A	Syracuse	55 54	96	H	South Fla.	55 58								
20	A	Villanova	53 62	144	N	High Point	62 40								

Non-Div I Games: Indianapolis 43 **50**

Cincinnati

Average RPI Win: 184	WON-LOST	WINNING	LAST 12	STRENGTH OF	OPP. STRENGTH	TEAM	ADJ.	CONF.	ADJ CONF.
Average RPI Loss: 94	RECORD	PCT. RANK	GAMES	SCHEDULE	OF SCHEDULE	RPI	RPI	RPI	RPI
DIV. I ONLY	6- 17	288	2- 10	63	82	201	201	6	6
DIV. I NON-CONF.	4- 7	229	0- 0	191	258	279	279	4	4
TOTALS	RPI 1-25	RPI 26-50	W-L RECORDS	RPI 51-100	RPI 101-150	RPI 150+			
6- 17	0- 4	0- 3	OVERALL	2- 5	0- 1	4- 4			
3- 10	0- 3	0- 2	HOME	1- 3	0- 0	2- 2			
3- 7	0- 1	0- 1	AWAY	1- 2	0- 1	2- 2			
0- 0	0- 0	0- 0	NEUTRAL	0- 0	0- 0	0- 0			
4- 7	0- 0	0- 1	NON-CONFERENCE	1- 2	0- 1	3- 3			
3- 4	0- 0	0- 1	HOME	1- 2	0- 0	2- 1			
1- 3	0- 0	0- 0	AWAY	0- 0	0- 1	1- 2			
0- 0	0- 0	0- 0	NEUTRAL	0- 0	0- 0	0- 0			
2- 10	0- 4	0- 2	CONFERENCE	1- 3	0- 0	1- 1			
0- 6	0- 3	0- 1	HOME	0- 1	0- 0	0- 1			
2- 4	0- 1	0- 1	AWAY	1- 2	0- 0	1- 0			
0- 0	0- 0	0- 0	NEUTRAL	0- 0	0- 0	0- 0			

RPI 1-25				RPI 26-50				RPI 51-100				RPI 101+ Team's RPI: 201			
RPI	S	Opponent	Score	RPI	S	Opponent	Score	RPI	S	Opponent	Score	RPI	S	Opponent	Score
8	H	Duke	37 81	33	H	South Carolina	48 65	68	A	Florida St.	47 59	112	A	Providence	63 73
11	A	Miami (FL)	47 68	47	A	Virginia	36 68	80	H	Illinois	50 61	166	A	Furman	68 67
12	H	Maryland	61 91	47	H	Virginia	47 54	81	A	Wake Forest	65 94	183	A	Virginia Tech	55 51
17	H	Georgia Tech	54 63					86	H	North Carolina St.	46 62	183	H	Virginia Tech	33 55
								91	A	North Carolina	52 47	212	H	Charleston So.	77 82
								97	H	Davidson	72 62	223	H	South Carolina St.	83 38
								99	H	UAB	36 51	226	A	Oakland	51 63
												273	A	N.C. A&T	66 76
												342	H	N.C. Central	68 48
LAST 12 Division I GAMES:															
47	A	Virginia	36 68	81	A	Wake Forest	65 94								
12	H	Maryland	61 91	86	H	North Carolina St.	46 62								
11	A	Miami (FL)	47 68	91	A	North Carolina	52 47								
183	A	Virginia Tech	55 51	47	H	Virginia	47 54								
17	H	Georgia Tech	54 63	68	A	Florida St.	47 59								
8	H	Duke	37 81	183	H	Virginia Tech	33 55								

Non-Div I Games:

Clemson

■ Loss,
 ■ Non-Conf,
 ■ S Site,
 ■ H Home
 ■ A Away
 N Neutral

Cleveland St.

Through Games Of Sunday, February 12, 2012

Average RPI Win:	252	WON-LOST	WINNING	LAST 12	STRENGTH OF	OPP. STRENGTH	TEAM	ADJ.	CONF.	ADJ CONF.
Average RPI Loss:	175	RECORD	PCT. RANK	GAMES	SCHEDULE	OF SCHEDULE	RPI	RPI	RPI	RPI
DIV. I ONLY	8- 15	252	4- 8	283	222	275	275	13	13	
DIV. I NON-CONF.	4- 6	212	0- 0	307	262	299	299	18	18	
TOTALS	RPI 1-25	RPI 26-50	W-L RECORDS	RPI 51-100	RPI 101-150	RPI 150+				
8- 15	0- 1	0- 0	OVERALL	0- 2	1- 3	7- 9				
3- 8	0- 0	0- 0	HOME	0- 1	1- 2	2- 5				
4- 7	0- 1	0- 0	AWAY	0- 1	0- 1	4- 4				
1- 0	0- 0	0- 0	NEUTRAL	0- 0	0- 0	1- 0				
4- 6	0- 0	0- 0	NON-CONFERENCE	0- 2	0- 0	4- 4				
2- 3	0- 0	0- 0	HOME	0- 1	0- 0	2- 2				
1- 3	0- 0	0- 0	AWAY	0- 1	0- 0	1- 2				
1- 0	0- 0	0- 0	NEUTRAL	0- 0	0- 0	1- 0				
4- 9	0- 1	0- 0	CONFERENCE	0- 0	1- 3	3- 5				
1- 5	0- 0	0- 0	HOME	0- 0	1- 2	0- 3				
3- 4	0- 1	0- 0	AWAY	0- 0	0- 1	3- 2				
0- 0	0- 0	0- 0	NEUTRAL	0- 0	0- 0	0- 0				

RPI 1-25				RPI 26-50				RPI 51-100				RPI 101+ Team's RPI: 275			
RPI	S	Opponent	Score	RPI	S	Opponent	Score	RPI	S	Opponent	Score	RPI	S	Opponent	Score
23	A	Green Bay	58 80					80	H	Illinois	42 72	127	H	Detroit	43 50
								82	A	Toledo	42 81	142	A	Ill.-Chicago	50 72
												142	H	Ill.-Chicago	83 80
												147	H	Wright St.	54 64
												179	A	Ole Miss	63 74
												197	H	Akron	74 84
												215	A	Loyola Chicago	67 65
												215	H	Loyola Chicago	67 85
												221	A	Fordham	43 52
												224	A	Butler	43 67
												224	H	Butler	62 68
												234	A	Youngstown St.	48 70
												236	A	Milwaukee	68 58
												254	H	Ohio	66 56
												259	H	Cornell	59 79
												276	A	Valparaiso	49 45
												276	H	Valparaiso	48 66
												285	H	Tennessee St.	74 56
												294	N	Murray St.	68 61
												312	A	Western Mich.	72 66
LAST 12 Division I GAMES:															
142	A	Ill.-Chicago	50 72	23	A	Green Bay	58 80								
215	A	Loyola Chicago	67 65	236	A	Milwaukee	68 58								
276	H	Valparaiso	48 66	215	H	Loyola Chicago	67 85								
224	H	Butler	62 68	142	H	Ill.-Chicago	83 80								
127	H	Detroit	43 50	224	A	Butler	43 67								
147	H	Wright St.	54 64	276	A	Valparaiso	49 45								

Non-Div I Games: Lake Erie 62 48

Cleveland St.

■ Loss,
 ■ Non-Conf, S Site,
 ■ Home
 ■ Away
 N Neutral

Average RPI Win:	266	WON-LOST	WINNING	LAST 12	STRENGTH OF	OPP. STRENGTH	TEAM	ADJ.	CONF.	ADJ CONF.
Average RPI Loss:	224	RECORD	PCT. RANK	GAMES	SCHEDULE	OF SCHEDULE	RPI	RPI	RPI	RPI
DIV. I ONLY	8- 9	196	5- 7	338	322	286	286	26	26	
DIV. I NON-CONF.	3- 2	117	0- 0	337	331	308	308	29	29	
TOTALS	RPI 1-25	RPI 26-50	W-L RECORDS	RPI 51-100	RPI 101-150	RPI 150+				
8- 9	0- 0	0- 0	OVERALL	0- 0	0- 2	8- 7				
7- 1	0- 0	0- 0	HOME	0- 0	0- 1	7- 0				
1- 7	0- 0	0- 0	AWAY	0- 0	0- 1	1- 6				
0- 1	0- 0	0- 0	NEUTRAL	0- 0	0- 0	0- 1				
3- 2	0- 0	0- 0	NON-CONFERENCE	0- 0	0- 0	3- 2				
2- 0	0- 0	0- 0	HOME	0- 0	0- 0	2- 0				
1- 1	0- 0	0- 0	AWAY	0- 0	0- 0	1- 1				
0- 1	0- 0	0- 0	NEUTRAL	0- 0	0- 0	0- 1				
5- 7	0- 0	0- 0	CONFERENCE	0- 0	0- 2	5- 5				
5- 1	0- 0	0- 0	HOME	0- 0	0- 1	5- 0				
0- 6	0- 0	0- 0	AWAY	0- 0	0- 1	0- 5				
0- 0	0- 0	0- 0	NEUTRAL	0- 0	0- 0	0- 0				

RPI 1-25			RPI 26-50			RPI 51-100			RPI 101+			Team's RPI: 286
RPI	S	Opponent	Score	RPI	S	Opponent	Score	RPI	S	Opponent	Score	
								102	H	Liberty	45	82
								144	A	High Point	65	80
								194	A	Radford	43	55
								194	H	Radford	58	56
								208	A	Campbell	55	58
								212	A	Charleston So.	66	69
								223	N	South Carolina St.	59	61
								230	H	Winthrop	58	54
								235	H	Col. of Charleston	59	36
								249	A	Western Caro.	66	56
								256	H	Presbyterian	52	49
								282	A	North Florida	37	67
								315	H	S.C. Upstate	61	56
								322	A	Gardner-Webb	63	73
								322	H	Gardner-Webb	54	40
								329	A	UNC Asheville	60	69
								329	H	UNC Asheville	74	58
LAST 12 Division I GAMES:												
								194	A	Radford	43	55
								194	H	Radford	58	56
								329	H	UNC Asheville	74	58
								102	H	Liberty	45	82
								322	A	Gardner-Webb	63	73
								329	A	UNC Asheville	60	69
								256	H	Presbyterian	52	49
								208	A	Campbell	55	58
								230	H	Winthrop	58	54
								144	A	High Point	65	80

Non-Div I Games: Southern Va. 83 68 St. Andrews 90 42 Converse 84 55 Coker 63 53 Coastal Caro.

Average RPI Win:	273	WON-LOST	WINNING	LAST 12	STRENGTH OF	OPP. STRENGTH	TEAM	ADJ.	CONF.	ADJ CONF.
Average RPI Loss:	129	RECORD	PCT. RANK	GAMES	SCHEDULE	OF SCHEDULE	RPI	RPI	RPI	RPI
DIV. I ONLY	6- 18	294	4- 8	83	212	235	235	15	15	
DIV. I NON-CONF.	1- 7	317	0- 0	28	52	165	165	21	21	
TOTALS	RPI 1-25	RPI 26-50	W-L RECORDS	RPI 51-100	RPI 101-150	RPI 150+				
6- 18	0- 2	0- 2	OVERALL	0- 6	0- 1	6- 7				
3- 8	0- 1	0- 0	HOME	0- 3	0- 1	3- 3				
3- 9	0- 1	0- 2	AWAY	0- 3	0- 0	3- 3				
0- 1	0- 0	0- 0	NEUTRAL	0- 0	0- 0	0- 1				
1- 7	0- 2	0- 2	NON-CONFERENCE	0- 0	0- 0	1- 3				
1- 2	0- 1	0- 0	HOME	0- 0	0- 0	1- 1				
0- 4	0- 1	0- 2	AWAY	0- 0	0- 0	0- 1				
0- 1	0- 0	0- 0	NEUTRAL	0- 0	0- 0	0- 1				
5- 11	0- 0	0- 0	CONFERENCE	0- 6	0- 1	5- 4				
2- 6	0- 0	0- 0	HOME	0- 3	0- 1	2- 2				
3- 5	0- 0	0- 0	AWAY	0- 3	0- 0	3- 2				
0- 0	0- 0	0- 0	NEUTRAL	0- 0	0- 0	0- 0				

RPI 1-25				RPI 26-50				RPI 51-100				RPI 101+ Team's RPI: 235			
RPI	S	Opponent	Score	RPI	S	Opponent	Score	RPI	S	Opponent	Score	RPI	S	Opponent	Score
2	H	Connecticut	24 72	33	A	South Carolina	40 59	69	A	Chattanooga	31 57	143	H	Samford	54 60
21	A	Georgia	48 73	45	A	Tulane	42 57	69	H	Chattanooga	44 58	159	N	Central Mich.	69 72
								95	A	Appalachian St.	52 71	166	H	Furman	51 60
								95	H	Appalachian St.	41 50	202	A	Elon	46 51
								97	A	Davidson	39 56	212	H	Charleston So.	45 64
								97	H	Davidson	23 46	243	H	East Carolina	58 43
												249	A	Western Caro.	45 59
												249	H	Western Caro.	54 39
												280	A	Ga. Southern	47 44
												280	H	Ga. Southern	34 35
												283	A	Wofford	56 55
												283	H	Wofford	49 44
												286	A	Coastal Caro.	36 59
												297	A	UNC Greensboro	52 42
LAST 12 Division I GAMES:															
				69	A	Chattanooga	31 57	283	A	Wofford	56 55				
				95	H	Appalachian St.	41 50	280	H	Ga. Southern	34 35				
				97	H	Davidson	23 46	202	A	Elon	46 51				
				249	A	Western Caro.	45 59	297	A	UNC Greensboro	52 42				
				280	A	Ga. Southern	47 44	143	H	Samford	54 60				
				249	H	Western Caro.	54 39	69	H	Chattanooga	44 58				

Non-Div I Games: Wingate

60 69

Col. of Charleston

■ Loss,
 ■ Non-Conf,
 ■ S Site,
 ■ H Home
 ■ A Away
 N Neutral

C
o
l
g
a
t
e

Colgate				Through Games Of Sunday, February 12, 2012						
Average RPI Win:	260	WON-LOST	WINNING	LAST 12	STRENGTH OF	OPP. STRENGTH	TEAM	ADJ.	CONF.	ADJ CONF.
Average RPI Loss:	186	RECORD	PCT. RANK	GAMES	SCHEDULE	OF SCHEDULE	RPI	RPI	RPI	RPI
DIV. I ONLY	6- 19	297	4- 8	227	311	314	314	28	28	
DIV. I NON-CONF.	3- 12	292	1- 1	227	287	310	310	31	31	

TOTALS	RPI 1-25	RPI 26-50		W-L RECORDS		RPI 51-100		RPI 101-150		RPI 150+
6- 19	0- 1	0- 1		OVERALL		0- 2		0- 3		6- 12
5- 6	0- 1	0- 0		HOME		0- 1		0- 1		5- 3
1- 11	0- 0	0- 0		AWAY		0- 1		0- 2		1- 8
0- 2	0- 0	0- 1		NEUTRAL		0- 0		0- 0		0- 1
3- 12	0- 1	0- 1		NON-CONFERENCE		0- 2		0- 1		3- 7
2- 4	0- 1	0- 0		HOME		0- 1		0- 0		2- 2
1- 6	0- 0	0- 0		AWAY		0- 1		0- 1		1- 4
0- 2	0- 0	0- 1		NEUTRAL		0- 0		0- 0		0- 1
3- 7	0- 0	0- 0		CONFERENCE		0- 0		0- 2		3- 5
3- 2	0- 0	0- 0		HOME		0- 0		0- 1		3- 1
0- 5	0- 0	0- 0		AWAY		0- 0		0- 1		0- 4
0- 0	0- 0	0- 0		NEUTRAL		0- 0		0- 0		0- 0

RPI 1-25				RPI 26-50				RPI 51-100				RPI 101+ Team's RPI: 314			
RPI	S	Opponent	Score	RPI	S	Opponent	Score	RPI	S	Opponent	Score	RPI	S	Opponent	Score
16	H	St. Bonaventure	49 68	49	N	UCLA	48 68	78	H	Sacred Heart	51 78	103	A	Syracuse	32 83
								85	A	San Diego	73 75	139	A	American	47 70
												139	H	American	43 56
												160	H	Holy Cross	74 69
												168	A	Cal St. Northridge	60 71
												180	A	Lehigh	82 85
												180	H	Lehigh	77 71
												188	A	Navy	52 61
												196	A	Canisius	42 63
												222	H	Bryant	74 76
												232	H	Iona	75 50
												239	H	Niagara	60 61
												259	A	Cornell	56 59
												264	H	Army	54 61
												269	A	Vermont	49 61
												300	N	Dartmouth	50 56
												306	A	Lafayette	58 66
												319	A	NJIT	54 44
												334	H	Wagner	71 59
												337	A	Bucknell	45 67
												337	H	Bucknell	73 66
LAST 12 Division I GAMES:															
180	H	Lehigh	77 71	264	H	Army	54 61								
337	A	Bucknell	45 67	180	A	Lehigh	82 85								
139	A	American	47 70	337	H	Bucknell	73 66								
160	H	Holy Cross	74 69	139	H	American	43 56								
306	A	Lafayette	58 66	103	A	Syracuse	32 83								
188	A	Navy	52 61	232	H	Iona	75 50								

C
o
l
g
a
t
e

Non-Div I Games:

Colgate

Loss, Non-Conf, S Site, H Home A Away N Neutral

Colorado

Through Games Of Sunday, February 12, 2012

Average RPI Win:	193	WON-LOST	WINNING	LAST 12	STRENGTH OF	OPP. STRENGTH	TEAM	ADJ.	CONF.	ADJ CONF.
Average RPI Loss:	60	RECORD	PCT. RANK	GAMES	SCHEDULE	OF SCHEDULE	RPI	RPI	RPI	RPI
DIV. I ONLY	16- 8	83	4- 8	190	59	115	115	4	4	
DIV. I NON-CONF.	11- 0	1	0- 0	338	178	231	231	6	6	
TOTALS	RPI 1-25	RPI 26-50	W-L RECORDS	RPI 51-100	RPI 101-150	RPI 150+				
16- 8	0- 1	1- 2	OVERALL	2- 4	5- 1	8- 0				
9- 4	0- 1	1- 2	HOME	0- 1	3- 0	5- 0				
5- 4	0- 0	0- 0	AWAY	1- 3	2- 1	2- 0				
2- 0	0- 0	0- 0	NEUTRAL	1- 0	0- 0	1- 0				
11- 0	0- 0	0- 0	NON-CONFERENCE	1- 0	2- 0	8- 0				
7- 0	0- 0	0- 0	HOME	0- 0	2- 0	5- 0				
2- 0	0- 0	0- 0	AWAY	0- 0	0- 0	2- 0				
2- 0	0- 0	0- 0	NEUTRAL	1- 0	0- 0	1- 0				
5- 8	0- 1	1- 2	CONFERENCE	1- 4	3- 1	0- 0				
2- 4	0- 1	1- 2	HOME	0- 1	1- 0	0- 0				
3- 4	0- 0	0- 0	AWAY	1- 3	2- 1	0- 0				
0- 0	0- 0	0- 0	NEUTRAL	0- 0	0- 0	0- 0				

RPI 1-25				RPI 26-50				RPI 51-100				RPI 101+ Team's RPI: 115			
RPI	S	Opponent	Score	RPI	S	Opponent	Score	RPI	S	Opponent	Score	RPI	S	Opponent	Score
3	H	Stanford	54 80	38	H	Southern California	69 67	55	A	Oregon St.	45 65	118	A	Oregon	62 67
				41	H	California	55 68	59	A	Arizona St.	43 64	124	A	Utah	58 52
				49	H	UCLA	54 62	59	H	Arizona St.	47 60	129	H	Denver	71 36
								90	A	Washington St.	57 56	133	H	Wisconsin	58 48
								98	A	Washington	67 75	135	A	Arizona	56 54
								100	N	Creighton	52 49	135	H	Arizona	69 59
												182	A	Colorado St.	72 53
												246	N	Tex.-Pan American	67 49
												274	H	San Francisco	84 66
												276	H	Valparaiso	60 32
												277	H	Northern Ariz.	84 60
												298	H	Idaho	68 59
												320	A	A&M-Corpus Christi	71 58
												335	H	Weber St.	77 59
LAST 12 Division I GAMES:															
59	H	Arizona St.	47 60	135	A	Arizona	56 54								
135	H	Arizona	69 59	59	A	Arizona St.	43 64								
118	A	Oregon	62 67	3	H	Stanford	54 80								
55	A	Oregon St.	45 65	41	H	California	55 68								
49	H	UCLA	54 62	90	A	Washington St.	57 56								
38	H	Southern California	69 67	98	A	Washington	67 75								

Non-Div I Games:

Colorado

■ Loss,
 ■ Non-Conf, S Site,
 ■ Home
 ■ Away
 N Neutral

Average RPI Win:	247	WON-LOST	WINNING	LAST 12	STRENGTH OF	OPP. STRENGTH	TEAM	ADJ.	CONF.	ADJ CONF.
Average RPI Loss:	120	RECORD	PCT. RANK	GAMES	SCHEDULE	OF SCHEDULE	RPI	RPI	RPI	RPI
DIV. I ONLY	10- 13	211	8- 4	121	201	182	182	23	23	
DIV. I NON-CONF.	3- 11	289	1- 2	76	165	146	146	25	25	
TOTALS	RPI 1-25	RPI 26-50	W-L RECORDS	RPI 51-100	RPI 101-150	RPI 150+				
10- 13	0- 0	0- 0	OVERALL	0- 4	1- 7	9- 2				
7- 3	0- 0	0- 0	HOME	0- 2	1- 1	6- 0				
3- 8	0- 0	0- 0	AWAY	0- 1	0- 6	3- 1				
0- 2	0- 0	0- 0	NEUTRAL	0- 1	0- 0	0- 1				
3- 11	0- 0	0- 0	NON-CONFERENCE	0- 4	0- 6	3- 1				
2- 3	0- 0	0- 0	HOME	0- 2	0- 1	2- 0				
1- 6	0- 0	0- 0	AWAY	0- 1	0- 5	1- 0				
0- 2	0- 0	0- 0	NEUTRAL	0- 1	0- 0	0- 1				
7- 2	0- 0	0- 0	CONFERENCE	0- 0	1- 1	6- 1				
5- 0	0- 0	0- 0	HOME	0- 0	1- 0	4- 0				
2- 2	0- 0	0- 0	AWAY	0- 0	0- 1	2- 1				
0- 0	0- 0	0- 0	NEUTRAL	0- 0	0- 0	0- 0				

RPI 1-25			RPI 26-50			RPI 51-100			RPI 101+			Team's RPI: 182					
RPI	S	Opponent	Score	RPI	S	Opponent	Score	RPI	S	Opponent	Score	RPI	S	Opponent	Score		
								59	H	Arizona St.	52	56	105	A	San Diego St.	57	66
								66	H	Bowling Green	57	70	115	H	Colorado	53	72
								74	N	Michigan St.	45	72	129	A	Denver	61	64
								82	A	Toledo	51	58	131	A	UNI	50	61
													132	H	UNLV	74	62
													134	A	Montana St.	69	87
													140	A	Seattle	43	61
													146	A	Northern Colo.	60	66
													185	A	TCU	71	79
													185	H	TCU	61	59
													190	H	Tulsa	87	68
													200	N	Indiana	39	47
													238	A	Boise St.	60	52
													240	H	North Dakota	58	52
													245	H	Wyoming	62	58
													303	H	New Mexico	61	54
													307	A	CSU Bakersfield	65	63
													313	A	Air Force	77	39
													313	H	Air Force	73	39
LAST 12 Division I GAMES:																	
				185	H	TCU	61	59					238	A	Boise St.	60	52
				313	A	Air Force	77	39					185	A	TCU	71	79
				132	H	UNLV	74	62					313	H	Air Force	73	39
				105	A	San Diego St.	57	66					140	A	Seattle	43	61
				303	H	New Mexico	61	54					307	A	CSU Bakersfield	65	63
				245	H	Wyoming	62	58					66	H	Bowling Green	57	70

Non-Div I Games: Maryville (MO) 73 35

Colorado St.

■ Loss,
 ■ Non-Conf, S Site,
 ■ Home
 ■ Away
 N Neutral

Average RPI Win:	243	WON-LOST	WINNING	LAST 12	STRENGTH OF	OPP. STRENGTH	TEAM	ADJ.	CONF.	ADJ CONF.
Average RPI Loss:	205	RECORD	PCT. RANK	GAMES	SCHEDULE	OF SCHEDULE	RPI	RPI	RPI	RPI
DIV. I ONLY	2- 19	332	1- 11	269	318	339	339	20	20	
DIV. I NON-CONF.	2- 12	312	1- 4	284	339	339	339	20	20	
TOTALS	RPI 1-25	RPI 26-50	W-L RECORDS	RPI 51-100	RPI 101-150	RPI 150+				
2- 19	0- 1	0- 0	OVERALL	0- 3	0- 2	2- 13				
2- 8	0- 0	0- 0	HOME	0- 1	0- 0	2- 7				
0- 11	0- 1	0- 0	AWAY	0- 2	0- 2	0- 6				
0- 0	0- 0	0- 0	NEUTRAL	0- 0	0- 0	0- 0				
2- 12	0- 0	0- 0	NON-CONFERENCE	0- 2	0- 2	2- 8				
2- 5	0- 0	0- 0	HOME	0- 1	0- 0	2- 4				
0- 7	0- 0	0- 0	AWAY	0- 1	0- 2	0- 4				
0- 0	0- 0	0- 0	NEUTRAL	0- 0	0- 0	0- 0				
0- 7	0- 1	0- 0	CONFERENCE	0- 1	0- 0	0- 5				
0- 3	0- 0	0- 0	HOME	0- 0	0- 0	0- 3				
0- 4	0- 1	0- 0	AWAY	0- 1	0- 0	0- 2				
0- 0	0- 0	0- 0	NEUTRAL	0- 0	0- 0	0- 0				

RPI S	Opponent	Score	RPI S	Opponent	Score	RPI S	Opponent	Score	RPI S	Opponent	Score	Team's RPI: 339
24	A Princeton	35 94				78	A Sacred Heart	42 60	121	A Fairfield	44 54	
						85	H San Diego	32 54	126	A LIU Brooklyn	50 58	
						93	A Yale	59 73	152	H Harvard	56 68	
									186	A Brown	63 72	
									207	A Fairleigh Dickinson	51 71	
									222	H Bryant	77 74	
									231	A Penn	50 75	
									259	H Cornell	44 54	
									262	H Hawaii	55 66	
									263	H Long Beach St.	61 70	
									264	H Army	63 58	
									267	H Morgan St.	66 70	
									269	H Vermont	52 63	
									300	H Dartmouth	44 59	
									306	A Lafayette	45 53	
									334	A Wagner	54 66	
									336	A St. Francis (NY)	44 48	
LAST 12 Division I GAMES:												
93	A Yale	59 73	24	A Princeton	35 94							
186	A Brown	63 72	267	H Morgan St.	66 70							
152	H Harvard	56 68	306	A Lafayette	45 53							
300	H Dartmouth	44 59	222	H Bryant	77 74							
231	A Penn	50 75	207	A Fairleigh Dickinson	51 71							
259	H Cornell	44 54	126	A LIU Brooklyn	50 58							

Non-Div I Games:

Columbia

Connecticut

Through Games Of Sunday, February 12, 2012

Average RPI Win:	86	WON-LOST	WINNING	LAST 12	STRENGTH OF	OPP. STRENGTH	TEAM	ADJ.	CONF.	ADJ CONF.
Average RPI Loss:	3	RECORD	PCT. RANK	GAMES	SCHEDULE	OF SCHEDULE	RPI	RPI	RPI	RPI
DIV. I ONLY	23- 2	7	11- 1	4	10	2	2	2	2	2
DIV. I NON-CONF.	12- 1	8	2- 0	3	18	1	1	1	1	1
TOTALS	RPI 1-25	RPI 26-50	W-L RECORDS	RPI 51-100	RPI 101-150	RPI 150+				
23- 2	7- 2	3- 0	OVERALL	4- 0	4- 0	5- 0				
16- 0	3- 0	3- 0	HOME	4- 0	3- 0	3- 0				
7- 2	4- 2	0- 0	AWAY	0- 0	1- 0	2- 0				
0- 0	0- 0	0- 0	NEUTRAL	0- 0	0- 0	0- 0				
12- 1	3- 1	1- 0	NON-CONFERENCE	2- 0	2- 0	4- 0				
10- 0	2- 0	1- 0	HOME	2- 0	2- 0	3- 0				
2- 1	1- 1	0- 0	AWAY	0- 0	0- 0	1- 0				
0- 0	0- 0	0- 0	NEUTRAL	0- 0	0- 0	0- 0				
11- 1	4- 1	2- 0	CONFERENCE	2- 0	2- 0	1- 0				
6- 0	1- 0	2- 0	HOME	2- 0	1- 0	0- 0				
5- 1	3- 1	0- 0	AWAY	0- 0	1- 0	1- 0				
0- 0	0- 0	0- 0	NEUTRAL	0- 0	0- 0	0- 0				

RPI	S	Opponent	Score	RPI	S	Opponent	Score	RPI	S	Opponent	Score	RPI	S	Opponent	Score
1	A	Baylor	61 66	26	H	Georgetown	80 38	71	H	Towson	92 31	103	A	Syracuse	95 54
3	H	Stanford	68 58	42	H	West Virginia	79 60	87	H	Cincinnati	80 37	112	H	Providence	96 35
5	A	Notre Dame	67 74	44	H	Dayton	78 38	91	H	North Carolina	86 35	116	H	Pacific	112 53
6	H	Texas A&M	81 51					96	H	South Fla.	77 62	121	H	Fairfield	93 40
8	A	Duke	61 45									160	H	Holy Cross	77 37
13	H	Rutgers	66 34									162	A	Seton Hall	70 37
18	A	DePaul	88 44									207	H	Fairleigh Dickinson	74 28
19	A	Louisville	56 46									214	H	Buffalo	90 34
20	A	Villanova	72 49									235	A	Col. of Charleston	72 24
LAST 12 Division I GAMES:															
26	H	Georgetown	80 38	18	A	DePaul	88 44								
19	A	Louisville	56 46	87	H	Cincinnati	80 37								
13	H	Rutgers	66 34	91	H	North Carolina	86 35								
8	A	Duke	61 45	20	A	Villanova	72 49								
96	H	South Fla.	77 62	112	H	Providence	96 35								
103	A	Syracuse	95 54	5	A	Notre Dame	67 74								

Non-Div I Games:

Connecticut

■ Loss,
 ■ Non-Conf, S Site,
 ■ Home
 ■ Away
 N Neutral

Average RPI Win:	236	WON-LOST	WINNING	LAST 12	STRENGTH OF	OPP. STRENGTH	TEAM	ADJ.	CONF.	ADJ CONF.
Average RPI Loss:	91	RECORD	PCT. RANK	GAMES	SCHEDULE	OF SCHEDULE	RPI	RPI	RPI	RPI
DIV. I ONLY	13- 10	129	11- 1	173	179	138	138	27	27	
DIV. I NON-CONF.	4- 8	241	2- 0	72	69	78	78	24	24	
TOTALS	RPI 1-25	RPI 26-50	W-L RECORDS	RPI 51-100	RPI 101-150	RPI 150+				
13- 10	0- 0	0- 1	OVERALL	2- 6	1- 1	10- 2				
5- 4	0- 0	0- 1	HOME	0- 2	1- 0	4- 1				
7- 6	0- 0	0- 0	AWAY	1- 4	0- 1	6- 1				
1- 0	0- 0	0- 0	NEUTRAL	1- 0	0- 0	0- 0				
4- 8	0- 0	0- 1	NON-CONFERENCE	1- 4	1- 1	2- 2				
1- 3	0- 0	0- 1	HOME	0- 1	1- 0	0- 1				
2- 5	0- 0	0- 0	AWAY	0- 3	0- 1	2- 1				
1- 0	0- 0	0- 0	NEUTRAL	1- 0	0- 0	0- 0				
9- 2	0- 0	0- 0	CONFERENCE	1- 2	0- 0	8- 0				
4- 1	0- 0	0- 0	HOME	0- 1	0- 0	4- 0				
5- 1	0- 0	0- 0	AWAY	1- 1	0- 0	4- 0				
0- 0	0- 0	0- 0	NEUTRAL	0- 0	0- 0	0- 0				

RPI 1-25				RPI 26-50				RPI 51-100				RPI 101+				Team's RPI: 138	
RPI	S	Opponent	Score	RPI	S	Opponent	Score	RPI	S	Opponent	Score	RPI	S	Opponent	Score		
				26	H	Georgetown	54 70	56	A	Oklahoma St.	35 59	103	A	Syracuse	50 56		
								67	A	Howard	52 63	148	H	UMBC	68 60		
								71	H	Towson	59 61	158	H	Saint Francis (PA)	67 69		
								73	N	Boston U.	59 44	189	A	Robert Morris	47 62		
								77	A	Hampton	69 66	221	A	Fordham	61 60		
								77	H	Hampton	50 76	223	A	South Carolina St.	57 39		
								79	A	VCU	66 74	267	A	Morgan St.	80 77		
								81	A	Wake Forest	58 80	272	A	Norfolk St.	61 58		
												272	H	Norfolk St.	67 62		
												273	H	N.C. A&T	85 63		
												284	A	Savannah St.	71 45		
												288	A	Longwood	73 51		
												332	H	Delaware St.	76 58		
												342	H	N.C. Central	84 44		
LAST 12 Division I GAMES:																	
				332	H	Delaware St.	76 58	272	H	Norfolk St.	67 62						
				267	A	Morgan St.	80 77	77	H	Hampton	50 76						
				272	A	Norfolk St.	61 58	223	A	South Carolina St.	57 39						
				77	A	Hampton	69 66	284	A	Savannah St.	71 45						
				273	H	N.C. A&T	85 63	288	A	Longwood	73 51						
				342	H	N.C. Central	84 44	221	A	Fordham	61 60						

Non-Div I Games: Cheyney 94 39

Coppin St.

Average RPI Win: 288	WON-LOST	WINNING	LAST 12	STRENGTH OF	OPP. STRENGTH	TEAM	ADJ.	CONF.	ADJ CONF.
Average RPI Loss: 161	RECORD	PCT. RANK	GAMES	SCHEDULE	OF SCHEDULE	RPI	RPI	RPI	RPI
DIV. I ONLY	7- 12	245	4- 6	293	276	259	259	20	20
DIV. I NON-CONF.	4- 8	241	1- 2	295	322	278	278	20	20
TOTALS	RPI 1-25	RPI 26-50	W-L RECORDS	RPI 51-100	RPI 101-150	RPI 150+			
7- 12	0- 1	0- 0	OVERALL	0- 2	0- 1	7- 8			
3- 4	0- 0	0- 0	HOME	0- 1	0- 0	3- 3			
4- 8	0- 1	0- 0	AWAY	0- 1	0- 1	4- 5			
0- 0	0- 0	0- 0	NEUTRAL	0- 0	0- 0	0- 0			
4- 8	0- 0	0- 0	NON-CONFERENCE	0- 1	0- 1	4- 6			
2- 3	0- 0	0- 0	HOME	0- 1	0- 0	2- 2			
2- 5	0- 0	0- 0	AWAY	0- 0	0- 1	2- 4			
0- 0	0- 0	0- 0	NEUTRAL	0- 0	0- 0	0- 0			
3- 4	0- 1	0- 0	CONFERENCE	0- 1	0- 0	3- 2			
1- 1	0- 0	0- 0	HOME	0- 0	0- 0	1- 1			
2- 3	0- 1	0- 0	AWAY	0- 1	0- 0	2- 1			
0- 0	0- 0	0- 0	NEUTRAL	0- 0	0- 0	0- 0			

RPI S	Opponent	Score	RPI S	Opponent	Score	RPI S	Opponent	Score	RPI S	Opponent	Score	Team's RPI: 259
24	A Princeton	35 64				70	H Eastern Mich.	52 54	101	A South Dakota	56 79	
						93	A Yale	73 86	152	H Harvard	57 67	
									186	A Brown	49 60	
									187	A Manhattan	49 73	
									191	H New Hampshire	62 63	
									196	A Canisius	45 62	
									210	A William & Mary	54 85	
									221	A Fordham	40 39	
									231	A Penn	67 53	
									237	H Binghamton	48 61	
									275	A Cleveland St.	79 59	
									288	A Longwood	61 68	
									300	H Dartmouth	49 45	
									314	H Colgate	59 56	
									337	H Bucknell	65 45	
									339	A Columbia	54 44	
LAST 12 Division I GAMES:												
186	A Brown	49 60	24	A Princeton	35 64							
93	A Yale	73 86	101	A South Dakota	56 79							
300	H Dartmouth	49 45	221	A Fordham	40 39							
152	H Harvard	57 67	196	A Canisius	45 62							
231	A Penn	67 53	187	A Manhattan	49 73							
339	A Columbia	54 44	337	H Bucknell	65 45							

Non-Div I Games: Neb. Omaha 63 51 Ithaca 60 40

Cornell

■ Loss,
 ■ Non-Conf, S Site,
 ■ Home
 ■ Away
 N Neutral

Creighton

Through Games Of Sunday, February 12, 2012

Average RPI Win:	192	WON-LOST	WINNING	LAST 12	STRENGTH OF	OPP. STRENGTH	TEAM	ADJ.	CONF.	ADJ CONF.
Average RPI Loss:	91	RECORD	PCT. RANK	GAMES	SCHEDULE	OF SCHEDULE	RPI	RPI	RPI	RPI
DIV. I ONLY	13- 11	140	7- 5	68	115	100	100	10	10	
DIV. I NON-CONF.	6- 5	140	0- 0	21	145	56	56	10	10	
TOTALS	RPI 1-25	RPI 26-50	W-L RECORDS	RPI 51-100	RPI 101-150	RPI 150+				
13- 11	0- 1	0- 4	OVERALL	3- 2	2- 2	8- 2				
7- 4	0- 1	0- 1	HOME	3- 0	1- 1	3- 1				
6- 6	0- 0	0- 3	AWAY	0- 2	1- 0	5- 1				
0- 1	0- 0	0- 0	NEUTRAL	0- 0	0- 1	0- 0				
6- 5	0- 1	0- 2	NON-CONFERENCE	2- 0	0- 2	4- 0				
2- 2	0- 1	0- 0	HOME	2- 0	0- 1	0- 0				
4- 2	0- 0	0- 2	AWAY	0- 0	0- 0	4- 0				
0- 1	0- 0	0- 0	NEUTRAL	0- 0	0- 1	0- 0				
7- 6	0- 0	0- 2	CONFERENCE	1- 2	2- 0	4- 2				
5- 2	0- 0	0- 1	HOME	1- 0	1- 0	3- 1				
2- 4	0- 0	0- 1	AWAY	0- 2	1- 0	1- 1				
0- 0	0- 0	0- 0	NEUTRAL	0- 0	0- 0	0- 0				

RPI S	Opponent	Score	RPI S	Opponent	Score	RPI S	Opponent	Score	RPI S	Opponent	Score
5	H Notre Dame	48 76	32	A Nebraska	55 66	66	H Bowling Green	49 47	101	H South Dakota	53 56
			35	A Kansas	59 73	84	A Illinois St.	66 79	115	N Colorado	49 52
			46	A Missouri St.	60 70	86	H North Carolina St.	74 67	123	A Indiana St.	64 62
			46	H Missouri St.	55 63	88	A Wichita St.	58 65	131	H UNI	65 50
						88	H Wichita St.	61 59	154	H Bradley	72 68
									157	H Drake	44 47
									240	A North Dakota	72 54
									245	A Wyoming	66 50
									247	A North Dakota St.	71 51
									260	A Southern Ill.	80 64
									260	H Southern Ill.	66 59
									293	A Evansville	45 48
									293	H Evansville	65 33
									304	A UTSA	54 53
LAST 12 Division I GAMES:											
260	A Southern Ill.	80 64	84	A Illinois St.	66 79						
293	A Evansville	45 48	123	A Indiana St.	64 62						
46	H Missouri St.	55 63	260	H Southern Ill.	66 59						
88	H Wichita St.	61 59	293	H Evansville	65 33						
154	H Bradley	72 68	88	A Wichita St.	58 65						
131	H UNI	65 50	46	A Missouri St.	60 70						

Non-Div I Games:

Creighton

Loss, Non-Conf, S Site, H Home A Away N Neutral

Average RPI Win:	307	WON-LOST	WINNING	LAST 12	STRENGTH OF	OPP. STRENGTH	TEAM	ADJ.	CONF.	ADJ CONF.
Average RPI Loss:	142	RECORD	PCT. RANK	GAMES	SCHEDULE	OF SCHEDULE	RPI	RPI	RPI	RPI
DIV. I ONLY	3- 18	325	1- 11	166	147	300	300	20	20	
DIV. I NON-CONF.	2- 12	312	0- 5	156	126	290	290	20	20	
TOTALS	RPI 1-25	RPI 26-50	W-L RECORDS	RPI 51-100	RPI 101-150	RPI 150+				
3- 18	0- 2	0- 2	OVERALL	0- 3	0- 2	3- 9				
0- 10	0- 1	0- 1	HOME	0- 2	0- 1	0- 5				
2- 7	0- 1	0- 1	AWAY	0- 0	0- 1	2- 4				
1- 1	0- 0	0- 0	NEUTRAL	0- 1	0- 0	1- 0				
2- 12	0- 1	0- 2	NON-CONFERENCE	0- 2	0- 2	2- 5				
0- 5	0- 0	0- 1	HOME	0- 1	0- 1	0- 2				
1- 6	0- 1	0- 1	AWAY	0- 0	0- 1	1- 3				
1- 1	0- 0	0- 0	NEUTRAL	0- 1	0- 0	1- 0				
1- 6	0- 1	0- 0	CONFERENCE	0- 1	0- 0	1- 4				
0- 5	0- 1	0- 0	HOME	0- 1	0- 0	0- 3				
1- 1	0- 0	0- 0	AWAY	0- 0	0- 0	1- 1				
0- 0	0- 0	0- 0	NEUTRAL	0- 0	0- 0	0- 0				

RPI S	Opponent	Score	RPI S	Opponent	Score	RPI S	Opponent	Score	RPI S	Opponent	Score	Team's RPI: 300
10	A Kansas St.	20 54	26	H Georgetown	38 77	61	N Saint Joseph's	48 85	112	A Providence	48 63	
24	H Princeton	41 72	41	A California	39 80	83	H Hartford	42 60	145	H La Salle	47 60	
						93	H Yale	65 89	152	H Harvard	63 71	
									160	A Holy Cross	63 65	
									186	H Brown	50 74	
									191	H New Hampshire	53 58	
									222	H Bryant	45 63	
									231	H Penn	63 73	
									259	A Cornell	45 49	
									263	A Long Beach St.	52 66	
									269	A Vermont	72 62	
									288	A Longwood	76 86	
									314	N Colgate	56 50	
									339	A Columbia	59 44	
LAST 12 Division I GAMES:												
231	H Penn	63 73	288	A Longwood	76 86							
24	H Princeton	41 72	152	H Harvard	63 71							
259	A Cornell	45 49	160	A Holy Cross	63 65							
339	A Columbia	59 44	26	H Georgetown	38 77							
93	H Yale	65 89	145	H La Salle	47 60							
186	H Brown	50 74	41	A California	39 80							

Non-Div I Games:

Dartmouth

Davidson

Average RPI Win: 223	WON-LOST	WINNING	LAST 12	STRENGTH OF	OPP. STRENGTH	TEAM	ADJ.	CONF.	ADJ CONF.
Average RPI Loss: 135	RECORD	PCT. RANK	GAMES	SCHEDULE	OF SCHEDULE	RPI	RPI	RPI	RPI
DIV. I ONLY	17- 7	60	10- 2	232	188	97	97	15	15
DIV. I NON-CONF.	4- 5	201	0- 0	224	147	87	87	21	21

TOTALS	RPI 1-25	RPI 26-50	W-L RECORDS	RPI 51-100	RPI 101-150	RPI 150+
17- 7	0- 1	0- 0	OVERALL	2- 2	0- 2	15- 2
10- 1	0- 0	0- 0	HOME	1- 0	0- 1	9- 0
7- 6	0- 1	0- 0	AWAY	1- 2	0- 1	6- 2
0- 0	0- 0	0- 0	NEUTRAL	0- 0	0- 0	0- 0
4- 5	0- 1	0- 0	NON-CONFERENCE	0- 2	0- 1	4- 1
3- 0	0- 0	0- 0	HOME	0- 0	0- 0	3- 0
1- 5	0- 1	0- 0	AWAY	0- 2	0- 1	1- 1
0- 0	0- 0	0- 0	NEUTRAL	0- 0	0- 0	0- 0
13- 2	0- 0	0- 0	CONFERENCE	2- 0	0- 1	11- 1
7- 1	0- 0	0- 0	HOME	1- 0	0- 1	6- 0
6- 1	0- 0	0- 0	AWAY	1- 0	0- 0	5- 1
0- 0	0- 0	0- 0	NEUTRAL	0- 0	0- 0	0- 0

RPI S	Opponent	Score	RPI S	Opponent	Score	RPI S	Opponent	Score	RPI S	Opponent	Score
24	A Princeton	44 53				69	H Chattanooga	56 52	143	H Samford	65 73
						72	A Duquesne	53 84	144	A High Point	69 82
						81	A Wake Forest	66 68	166	A Furman	61 50
						95	A Appalachian St.	55 52	166	H Furman	78 57
									194	A Radford	81 68
									201	A Clemson	62 72
									202	A Elon	78 51
									202	H Elon	75 66
									230	H Winthrop	80 65
									235	A Col. of Charleston	46 23
									235	H Col. of Charleston	56 39
									249	A Western Caro.	64 46
									249	H Western Caro.	58 45
									280	A Ga. Southern	69 62
									280	H Ga. Southern	72 48
									283	A Wofford	59 63
									297	H UNC Greensboro	71 52
									321	H Mercer	75 60
									322	H Gardner-Webb	67 46
LAST 12 Division I GAMES:											
202	A	Elon	78	51	143	H	Samford	65	73		
297	H	UNC Greensboro	71	52	95	A	Appalachian St.	55	52		
280	A	Ga. Southern	69	62	249	H	Western Caro.	58	45		
235	A	Col. of Charleston	46	23	283	A	Wofford	59	63		
166	H	Furman	78	57	166	A	Furman	61	50		
69	H	Chattanooga	56	52	202	H	Elon	75	66		

Non-Div I Games:

Davidson

■ Loss,
 ■ Non-Conf,
 ■ S Site,
 ■ H Home
 ■ A Away
 N Neutral

Average RPI Win: 165

Average RPI Loss: 46

WON-LOST

WINNING

LAST 12

STRENGTH OF

OPP. STRENGTH

TEAM

ADJ.

CONF.

ADJ CONF.

RECORD

PCT. RANK

GAMES

SCHEDULE

OF SCHEDULE

RPI

RPI

RPI

RPI

DIV. I ONLY

16- 6

49

10- 2

74

76

44

44

9

9

DIV. I NON-CONF.

8- 4

89

2- 0

48

33

34

34

8

8

TOTALS

RPI 1-25

RPI 26-50

W-L RECORDS

RPI 51-100

RPI 101-150

RPI 150+

16- 6

0- 2

1- 1

OVERALL

4- 3

2- 0

9- 0

6- 2

0- 1

1- 0

HOME

1- 1

2- 0

2- 0

5- 3

0- 1

0- 0

AWAY

1- 2

0- 0

4- 0

5- 1

0- 0

0- 1

NEUTRAL

2- 0

0- 0

3- 0

8- 4

0- 1

0- 1

NON-CONFERENCE

3- 2

1- 0

4- 0

3- 0

0- 0

0- 0

HOME

1- 0

1- 0

1- 0

0- 3

0- 1

0- 0

AWAY

0- 2

0- 0

0- 0

5- 1

0- 0

0- 1

NEUTRAL

2- 0

0- 0

3- 0

8- 2

0- 1

1- 0

CONFERENCE

1- 1

1- 0

5- 0

3- 2

0- 1

1- 0

HOME

0- 1

1- 0

1- 0

5- 0

0- 0

0- 0

AWAY

1- 0

0- 0

4- 0

0- 0

0- 0

0- 0

NEUTRAL

0- 0

0- 0

0- 0

RPI 1-25

RPI 26-50

Team's RPI: 44

RPI 51-100

RPI 101+

RPI	S	Opponent	Score
2	A	Connecticut	38 78
16	H	St. Bonaventure	55 56

RPI	S	Opponent	Score
34	N	Gonzaga	76 82
39	H	Richmond	81 78

RPI	S	Opponent	Score
53	H	Temple	57 61
61	A	Saint Joseph's	65 51
66	H	Bowling Green	69 38
80	N	Illinois	80 66
82	A	Toledo	51 61
87	A	Cincinnati	64 75
96	N	South Fla.	73 63

RPI	S	Opponent	Score
110	H	Charlotte	91 68
147	H	Wright St.	77 69
199	H	Boston College	69 60
204	A	Xavier	74 65
207	N	Fairleigh Dickinson	84 48
209	A	George Washington	74 56
214	N	Buffalo	94 74
221	A	Fordham	62 37
229	A	Massachusetts	80 55
237	N	Binghamton	60 50
316	H	Rhode Island	97 46

LAST 12 Division I GAMES:

16	H	St. Bonaventure	55 56	229	A	Massachusetts	80 55
110	H	Charlotte	91 68	53	H	Temple	57 61
204	A	Xavier	74 65	61	A	Saint Joseph's	65 51
209	A	George Washington	74 56	316	H	Rhode Island	97 46
39	H	Richmond	81 78	237	N	Binghamton	60 50
221	A	Fordham	62 37	96	N	South Fla.	73 63

Non-Div I Games:

Dayton

DePaul

Average RPI Win: 120

Average RPI Loss: 48

WON-LOST

RECORD

WINNING

PCT. RANK

LAST 12

GAMES

STRENGTH OF

SCHEDULE

OPP. STRENGTH

OF SCHEDULE

TEAM

RPI

ADJ.

RPI

CONF.

RPI

ADJ CONF.

RPI

DIV. I ONLY

DIV. I NON-CONF.

19- 7

12- 2

48

20

7- 5

1- 0

22

40

17

62

18

32

18

32

2

1

2

1

TOTALS

RPI 1-25

RPI 26-50

W-L RECORDS

RPI 51-100

RPI 101-150

RPI 150+

19- 7

3- 4

2- 0

OVERALL

3- 1

3- 2

8- 0

12- 1

2- 1

1- 0

HOME

2- 0

2- 0

5- 0

6- 4

1- 2

1- 0

AWAY

1- 1

1- 1

2- 0

1- 2

0- 1

0- 0

NEUTRAL

0- 0

0- 1

1- 0

12- 2

1- 1

0- 0

NON-CONFERENCE

3- 0

2- 1

6- 0

7- 0

0- 0

0- 0

HOME

2- 0

1- 0

4- 0

4- 0

1- 0

0- 0

AWAY

1- 0

1- 0

1- 0

1- 2

0- 1

0- 0

NEUTRAL

0- 0

0- 1

1- 0

7- 5

2- 3

2- 0

CONFERENCE

0- 1

1- 1

2- 0

5- 1

2- 1

1- 0

HOME

0- 0

1- 0

1- 0

2- 4

0- 2

1- 0

AWAY

0- 1

0- 1

1- 0

0- 0

0- 0

0- 0

NEUTRAL

0- 0

0- 0

0- 0

RPI 1-25

Team's RPI: 18

RPI 26-50

RPI 51-100

RPI 101+

RPI

S

Opponent

Score

2

H

Connecticut

44 88

4

N

Tennessee

61 84

5

A

Notre Dame

70 90

13

A

Rutgers

64 65

19

H

Louisville

86 61

20

H

Villanova

79 73

24

A

Princeton

78 67

RPI

S

Opponent

Score

26

A

Georgetown

59 50

29

H

St. John's (NY)

69 52

RPI

S

Opponent

Score

51

H

St. Mary's (CA)

96 68

59

H

Arizona St.

73 55

84

A

Illinois St.

73 54

96

A

South Fla.

63 66

RPI

S

Opponent

Score

105

N

San Diego St.

74 82

107

A

Northwestern

88 72

108

H

Marquette

71 59

112

A

Providence

52 60

143

H

Samford

86 57

162

A

Seton Hall

71 59

167

N

Portland

99 64

171

H

Pittsburgh

86 83

176

H

Northern Ill.

65 46

195

H

SIU Edwardsville

75 65

215

H

Loyola Chicago

70 65

260

H

Southern Ill.

93 67

262

A

Hawaii

90 65

LAST 12 Division I GAMES:

RPI

S

Opponent

Score

108

H

Marquette

71 59

20

H

Villanova

79 73

5

A

Notre Dame

70 90

19

H

Louisville

86 61

162

A

Seton Hall

71 59

13

A

Rutgers

64 65

RPI

S

Opponent

Score

2

H

Connecticut

44 88

96

A

South Fla.

63 66

171

H

Pittsburgh

86 83

112

A

Providence

52 60

26

A

Georgetown

59 50

176

H

Northern Ill.

65 46

Non-Div I Games:

DePaul

Delaware

Through Games Of Sunday, February 12, 2012

Average RPI Win:	116	WON-LOST	WINNING	LAST 12	STRENGTH OF	OPP. STRENGTH	TEAM	ADJ.	CONF.	ADJ CONF.
Average RPI Loss:	12	RECORD	PCT. RANK	GAMES	SCHEDULE	OF SCHEDULE	RPI	RPI	RPI	RPI
DIV. I ONLY	22- 1	2	12- 0	37	45	7	7	7	7	7
DIV. I NON-CONF.	9- 1	16	0- 0	22	6	5	5	7	7	7
TOTALS	RPI 1-25	RPI 26-50	W-L RECORDS	RPI 51-100	RPI 101-150	RPI 150+				
22- 1	3- 1	2- 0	OVERALL	9- 0	1- 0	7- 0				
10- 0	0- 0	1- 0	HOME	6- 0	0- 0	3- 0				
11- 1	3- 1	1- 0	AWAY	3- 0	1- 0	3- 0				
1- 0	0- 0	0- 0	NEUTRAL	0- 0	0- 0	1- 0				
9- 1	3- 1	1- 0	NON-CONFERENCE	2- 0	1- 0	2- 0				
3- 0	0- 0	1- 0	HOME	1- 0	0- 0	1- 0				
5- 1	3- 1	0- 0	AWAY	1- 0	1- 0	0- 0				
1- 0	0- 0	0- 0	NEUTRAL	0- 0	0- 0	1- 0				
13- 0	0- 0	1- 0	CONFERENCE	7- 0	0- 0	5- 0				
7- 0	0- 0	0- 0	HOME	5- 0	0- 0	2- 0				
6- 0	0- 0	1- 0	AWAY	2- 0	0- 0	3- 0				
0- 0	0- 0	0- 0	NEUTRAL	0- 0	0- 0	0- 0				

RPI S	Opponent	Score	RPI S	Opponent	Score	RPI S	Opponent	Score	RPI S	Opponent	Score
12	A Maryland	76 85	27	A James Madison	72 65	58	H Hofstra	84 66	112	A Providence	68 47
16	A St. Bonaventure	61 49	30	H Penn St.	80 71	71	A Towson	65 46	170	H Old Dominion	76 63
20	A Villanova	64 56				71	H Towson	74 51	193	A George Mason	66 54
24	A Princeton	81 70				79	H VCU	68 49	210	H William & Mary	73 57
						81	A Wake Forest	70 57	213	A Georgia St.	94 56
						89	A UNC Wilmington	62 53	243	N East Carolina	60 40
						89	H UNC Wilmington	69 37	244	A Northeastern	70 54
						92	H Drexel	60 49	316	H Rhode Island	89 53
						93	H Yale	77 45			
LAST 12 Division I GAMES:											
213	A Georgia St.	94 56	92	H Drexel	60 49						
170	H Old Dominion	76 63	71	A Towson	65 46						
79	H VCU	68 49	244	A Northeastern	70 54						
89	A UNC Wilmington	62 53	89	H UNC Wilmington	69 37						
27	A James Madison	72 65	193	A George Mason	66 54						
58	H Hofstra	84 66	71	H Towson	74 51						

Non-Div I Games:

Delaware

Loss, Non-Conf, S Site, H Home A Away N Neutral

Average RPI Win:	339	WON-LOST	WINNING	LAST 12	STRENGTH OF	OPP. STRENGTH	TEAM	ADJ.	CONF.	ADJ CONF.
Average RPI Loss:	182	RECORD	PCT. RANK	GAMES	SCHEDULE	OF SCHEDULE	RPI	RPI	RPI	RPI
DIV. I ONLY	2- 19	332	1- 11	241	308	332	332	27	27	
DIV. I NON-CONF.	1- 10	329	0- 4	210	245	324	324	24	24	
TOTALS	RPI 1-25	RPI 26-50	W-L RECORDS	RPI 51-100	RPI 101-150	RPI 150+				
2- 19	0- 1	0- 0	OVERALL	0- 4	0- 3	2- 11				
1- 8	0- 0	0- 0	HOME	0- 2	0- 0	1- 6				
1- 9	0- 1	0- 0	AWAY	0- 2	0- 2	1- 4				
0- 2	0- 0	0- 0	NEUTRAL	0- 0	0- 1	0- 1				
1- 10	0- 1	0- 0	NON-CONFERENCE	0- 2	0- 2	1- 5				
1- 3	0- 0	0- 0	HOME	0- 1	0- 0	1- 2				
0- 5	0- 1	0- 0	AWAY	0- 1	0- 1	0- 2				
0- 2	0- 0	0- 0	NEUTRAL	0- 0	0- 1	0- 1				
1- 9	0- 0	0- 0	CONFERENCE	0- 2	0- 1	1- 6				
0- 5	0- 0	0- 0	HOME	0- 1	0- 0	0- 4				
1- 4	0- 0	0- 0	AWAY	0- 1	0- 1	1- 2				
0- 0	0- 0	0- 0	NEUTRAL	0- 0	0- 0	0- 0				

RPI S	Opponent	Score	RPI S	Opponent	Score	RPI S	Opponent	Score	RPI S	Opponent	Score	Team's RPI: 332
12	A Maryland	33 108				65	A Texas	35 89	138	A Coppin St.	58 76	
						67	A Howard	49 59	147	A Wright St.	53 57	
						71	H Towson	59 70	149	N FIU	57 73	
						77	H Hampton	33 72	151	H Florida A&M	65 84	
									189	N Robert Morris	67 75	
									221	H Fordham	48 63	
									227	A Md.-East. Shore	32 60	
									227	H Md.-East. Shore	56 69	
									243	A East Carolina	47 54	
									272	H Norfolk St.	66 84	
									273	A N.C. A&T	49 57	
									282	A North Florida	61 72	
									319	H NJIT	49 65	
									327	H Bethune-Cookman	50 52	
									336	H St. Francis (NY)	73 66	
									342	A N.C. Central	66 55	
LAST 12 Division I GAMES:												
138	A Coppin St.	58 76	327	H Bethune-Cookman	50 52							
77	H Hampton	33 72	227	H Md.-East. Shore	56 69							
272	H Norfolk St.	66 84	221	H Fordham	48 63							
273	A N.C. A&T	49 57	65	A Texas	35 89							
342	A N.C. Central	66 55	71	H Towson	59 70							
151	H Florida A&M	65 84	149	N FIU	57 73							

Non-Div I Games: Wilmington (DE) 80 32 Wesley 85 53

Delaware St.

■ Loss,
 ■ Non-Conf, S Site,
 ■ Home
 ■ Away
 N Neutral

Denver				Through Games Of Sunday, February 12, 2012						
Average RPI Win:	214	WON-LOST	WINNING	LAST 12	STRENGTH OF	OPP. STRENGTH	TEAM	ADJ.	CONF.	ADJ CONF.
Average RPI Loss:	131	RECORD	PCT. RANK	GAMES	SCHEDULE	OF SCHEDULE	RPI	RPI	RPI	RPI
DIV. I ONLY	16- 11	118	7- 5	181	148	129	129	17	17	
DIV. I NON-CONF.	8- 6	129	0- 0	116	170	101	101	13	13	
TOTALS	RPI 1-25	RPI 26-50	W-L RECORDS	RPI 51-100	RPI 101-150	RPI 150+				
16- 11	0- 1	0- 1	OVERALL	0- 1	4- 4	12- 4				
9- 2	0- 0	0- 1	HOME	0- 0	2- 1	7- 0				
7- 7	0- 1	0- 0	AWAY	0- 1	2- 2	5- 3				
0- 2	0- 0	0- 0	NEUTRAL	0- 0	0- 1	0- 1				
8- 6	0- 1	0- 0	NON-CONFERENCE	0- 1	3- 2	5- 2				
6- 0	0- 0	0- 0	HOME	0- 0	2- 0	4- 0				
2- 4	0- 1	0- 0	AWAY	0- 1	1- 1	1- 1				
0- 2	0- 0	0- 0	NEUTRAL	0- 0	0- 1	0- 1				
8- 5	0- 0	0- 1	CONFERENCE	0- 0	1- 2	7- 2				
3- 2	0- 0	0- 1	HOME	0- 0	0- 1	3- 0				
5- 3	0- 0	0- 0	AWAY	0- 0	1- 1	4- 2				
0- 0	0- 0	0- 0	NEUTRAL	0- 0	0- 0	0- 0				

D
e
n
v
e
r

RPI 1-25				RPI 26-50				RPI 51-100				RPI 101+ Team's RPI: 129			
RPI	S	Opponent	Score	RPI	S	Opponent	Score	RPI	S	Opponent	Score	RPI	S	Opponent	Score
25	A	Vanderbilt	56 77	43	H	Middle Tenn.	63 75	57	A	UTEP	49 80	115	A	Colorado	36 71
												118	H	Oregon	89 65
												128	N	UC Davis	51 60
												136	H	Minnesota	72 63
												141	A	UALR	60 50
												141	H	UALR	51 53
												146	A	Northern Colo.	66 57
												149	A	FIU	42 58
												156	A	Fla. Atlantic	50 51
												165	A	North Texas	50 44
												169	H	Montana	53 52
												177	A	South Ala.	51 57
												182	H	Colorado St.	64 61
												184	N	Portland St.	66 70
												216	A	Arkansas St.	58 49
												216	H	Arkansas St.	73 61
												225	H	Western Ky.	69 62
												245	H	Wyoming	74 49
												248	A	La.-Monroe	52 49
												257	H	Loyola Marymount	71 55
												262	A	Hawaii	64 78
												310	A	La.-Lafayette	76 39
												313	A	Air Force	54 52
												338	H	Troy	73 51
LAST 12 Division I GAMES:															
149	A	FIU	42 58	165	A	North Texas	50 44								
156	A	Fla. Atlantic	50 51	248	A	La.-Monroe	52 49								
43	H	Middle Tenn.	63 75	225	H	Western Ky.	69 62								
310	A	La.-Lafayette	76 39	177	A	South Ala.	51 57								
141	A	UALR	60 50	216	A	Arkansas St.	58 49								
216	H	Arkansas St.	73 61	141	H	UALR	51 53								

Non-Div I Games:

Denver

Loss, Non-Conf, S Site, H Home A Away N Neutral

Detroit

Average RPI Win: 208				Through Games Of Sunday, February 12, 2012					
Average RPI Loss: 116	WON-LOST RECORD	WINNING PCT. RANK	LAST 12 GAMES	STRENGTH OF SCHEDULE	OPP. STRENGTH OF SCHEDULE	TEAM RPI	ADJ. RPI	CONF. RPI	ADJ CONF. RPI
DIV. I ONLY	14- 11	135	9- 3	117	141	127	127	13	13
DIV. I NON-CONF.	4- 8	241	0- 0	128	104	126	126	18	18
TOTALS	RPI 1-25	RPI 26-50	W-L RECORDS	RPI 51-100	RPI 101-150	RPI 150+			
14- 11	1- 1	0- 1	OVERALL	1- 4	2- 3	10- 2			
8- 3	0- 1	0- 1	HOME	1- 1	2- 0	5- 0			
6- 5	1- 0	0- 0	AWAY	0- 1	0- 2	5- 2			
0- 3	0- 0	0- 0	NEUTRAL	0- 2	0- 1	0- 0			
4- 8	0- 0	0- 1	NON-CONFERENCE	1- 4	0- 2	3- 1			
2- 2	0- 0	0- 1	HOME	1- 1	0- 0	1- 0			
2- 3	0- 0	0- 0	AWAY	0- 1	0- 1	2- 1			
0- 3	0- 0	0- 0	NEUTRAL	0- 2	0- 1	0- 0			
10- 3	1- 1	0- 0	CONFERENCE	0- 0	2- 1	7- 1			
6- 1	0- 1	0- 0	HOME	0- 0	2- 0	4- 0			
4- 2	1- 0	0- 0	AWAY	0- 0	0- 1	3- 1			
0- 0	0- 0	0- 0	NEUTRAL	0- 0	0- 0	0- 0			

RPI 1-25				RPI 26-50				RPI 51-100				RPI 101+ Team's RPI: 127			
RPI	S	Opponent	Score	RPI	S	Opponent	Score	RPI	S	Opponent	Score	RPI	S	Opponent	Score
23	A	Green Bay	70 58	31	H	Michigan	51 61	66	H	Bowling Green	49 57	123	A	Indiana St.	62 64
23	H	Green Bay	59 68					67	N	Howard	58 60	124	N	Utah	55 64
								70	H	Eastern Mich.	70 69	142	A	Ill.-Chicago	59 66
								74	A	Michigan St.	41 64	142	H	Ill.-Chicago	62 57
								92	N	Drexel	56 61	147	H	Wright St.	75 64
												215	A	Loyola Chicago	76 66
												215	H	Loyola Chicago	83 59
												224	H	Butler	72 60
												234	A	Youngstown St.	67 80
												236	A	Milwaukee	62 48
												236	H	Milwaukee	71 48
												258	A	Ball St.	87 68
												275	A	Cleveland St.	50 43
												276	H	Valparaiso	68 52
												287	H	IPFW	90 60
												304	A	UTSA	55 59
												312	A	Western Mich.	73 64
LAST 12 Division I GAMES:															
236	A	Milwaukee	62 48	147	H	Wright St.	75 64								
23	A	Green Bay	70 58	23	H	Green Bay	59 68								
142	H	Ill.-Chicago	62 57	236	H	Milwaukee	71 48								
215	H	Loyola Chicago	83 59	215	A	Loyola Chicago	76 66								
275	A	Cleveland St.	50 43	142	A	Ill.-Chicago	59 66								
234	A	Youngstown St.	67 80	276	H	Valparaiso	68 52								

Non-Div I Games:

Detroit

Loss, Non-Conf, S Site, H Home A Away N Neutral

Drake

Average RPI Win: 212				Through Games Of Sunday, February 12, 2012					
Average RPI Loss: 91	WON-LOST RECORD	WINNING PCT. RANK	LAST 12 GAMES	STRENGTH OF SCHEDULE	OPP. STRENGTH OF SCHEDULE	TEAM RPI	ADJ. RPI	CONF. RPI	ADJ CONF. RPI
DIV. I ONLY	12- 12	167	5- 7	167	95	157	157	10	10
DIV. I NON-CONF.	6- 5	140	0- 0	177	61	159	159	10	10
TOTALS	RPI 1-25	RPI 26-50	W-L RECORDS	RPI 51-100	RPI 101-150	RPI 150+			
12- 12	0- 0	0- 4	OVERALL	1- 5	2- 2	9- 1			
7- 4	0- 0	0- 2	HOME	0- 1	0- 1	7- 0			
5- 6	0- 0	0- 2	AWAY	1- 2	2- 1	2- 1			
0- 2	0- 0	0- 0	NEUTRAL	0- 2	0- 0	0- 0			
6- 5	0- 0	0- 2	NON-CONFERENCE	0- 2	1- 1	5- 0			
4- 1	0- 0	0- 1	HOME	0- 0	0- 0	4- 0			
2- 2	0- 0	0- 1	AWAY	0- 0	1- 1	1- 0			
0- 2	0- 0	0- 0	NEUTRAL	0- 2	0- 0	0- 0			
6- 7	0- 0	0- 2	CONFERENCE	1- 3	1- 1	4- 1			
3- 3	0- 0	0- 1	HOME	0- 1	0- 1	3- 0			
3- 4	0- 0	0- 1	AWAY	1- 2	1- 0	1- 1			
0- 0	0- 0	0- 0	NEUTRAL	0- 0	0- 0	0- 0			

RPI 1-25			RPI 26-50			RPI 51-100			RPI 101+ Team's RPI: 157		
RPI	S	Opponent	Score	RPI	S	Opponent	Score	RPI	S	Opponent	Score
				46	A	Missouri St.	46 78	52	N	Marist	47 50
				46	H	Missouri St.	66 69	58	N	Hofstra	60 70
				48	H	Iowa St.	64 71	84	A	Illinois St.	67 71
				50	A	Iowa	46 71	88	A	Wichita St.	41 63
								88	H	Wichita St.	56 74
								100	A	Creighton	47 44
LAST 12 Division I GAMES:											
293	A	Evansville	55 51	123	A	Indiana St.	67 59				
260	A	Southern Ill.	59 63	84	A	Illinois St.	67 71				
88	H	Wichita St.	56 74	293	H	Evansville	67 53				
46	H	Missouri St.	66 69	260	H	Southern Ill.	73 59				
131	H	UNI	77 82	46	A	Missouri St.	46 78				
154	H	Bradley	77 62	88	A	Wichita St.	41 63				

Drake

Drake

Non-Div I Games:

Drake

Loss, Non-Conf, S Site, H Home A Away N Neutral

Drexel

Average RPI Win: **151**
 Average RPI Loss: **89**

WON-LOST
 RECORD

WINNING
 PCT. RANK

LAST 12
 GAMES

Through Games Of Sunday, February 12, 2012

STRENGTH OF
 SCHEDULE

OPP. STRENGTH
 OF SCHEDULE

TEAM
 RPI

ADJ.
 RPI

CONF.
 RPI

ADJ CONF.
 RPI

DIV. I ONLY	12- 11	152	7- 5	66	66	92	92	7	7
DIV. I NON-CONF.	4- 6	212	0- 0	78	47	104	104	7	7
TOTALS	RPI 1-25	RPI 26-50	W-L RECORDS	RPI 51-100	RPI 101-150	RPI 150+			
12- 11	0- 2	1- 2	OVERALL	3- 3	2- 1	6- 3			
4- 6	0- 1	0- 2	HOME	1- 1	1- 1	2- 1			
7- 5	0- 1	1- 0	AWAY	2- 2	0- 0	4- 2			
1- 0	0- 0	0- 0	NEUTRAL	0- 0	1- 0	0- 0			
4- 6	0- 1	0- 1	NON-CONFERENCE	0- 1	2- 1	2- 2			
1- 3	0- 1	0- 1	HOME	0- 0	1- 1	0- 0			
2- 3	0- 0	0- 0	AWAY	0- 1	0- 0	2- 2			
1- 0	0- 0	0- 0	NEUTRAL	0- 0	1- 0	0- 0			
8- 5	0- 1	1- 1	CONFERENCE	3- 2	0- 0	4- 1			
3- 3	0- 0	0- 1	HOME	1- 1	0- 0	2- 1			
5- 2	0- 1	1- 0	AWAY	2- 1	0- 0	2- 0			
0- 0	0- 0	0- 0	NEUTRAL	0- 0	0- 0	0- 0			

RPI 1-25				RPI 26-50				RPI 51-100 Team's RPI: 92				RPI 101+			
RPI	S	Opponent	Score	RPI	S	Opponent	Score	RPI	S	Opponent	Score	RPI	S	Opponent	Score
7	A	Delaware	49 60	27	A	James Madison	60 43	58	A	Hofstra	65 76	126	H	LIU Brooklyn	52 60
24	H	Princeton	51 63	27	H	James Madison	51 56	58	H	Hofstra	61 68	127	N	Detroit	61 56
				33	H	South Carolina	58 62	61	A	Saint Joseph's	50 59	145	H	La Salle	72 59
								71	H	Towson	66 38	162	A	Seton Hall	64 77
								79	A	VCU	47 41	171	A	Pittsburgh	71 50
								89	A	UNC Wilmington	58 43	193	H	George Mason	51 56
												197	A	Akron	67 60
												210	A	William & Mary	78 59
												213	H	Georgia St.	65 38
												231	A	Penn	65 67
												244	A	Northeastern	63 41
												244	H	Northeastern	66 39
LAST 12 Division I GAMES:															
210	A	William & Mary	78 59	7	A	Delaware	49 60								
27	H	James Madison	51 56	244	H	Northeastern	66 39								
244	A	Northeastern	63 41	213	H	Georgia St.	65 38								
193	H	George Mason	51 56	27	A	James Madison	60 43								
58	H	Hofstra	61 68	71	H	Towson	66 38								
79	A	VCU	47 41	58	A	Hofstra	65 76								

Non-Div I Games:

Drexel

Loss, Non-Conf, S Site, H Home A Away N Neutral

Average RPI Win:	118	WON-LOST	WINNING	LAST 12	STRENGTH OF	OPP. STRENGTH	TEAM	ADJ.	CONF.	ADJ CONF.
Average RPI Loss:	5	RECORD	PCT. RANK	GAMES	SCHEDULE	OF SCHEDULE	RPI	RPI	RPI	RPI
DIV. I ONLY	21- 3	11	11- 1	32	9	8	8	6	6	
DIV. I NON-CONF.	9- 3	61	0- 1	29	10	9	9	4	4	
TOTALS	RPI 1-25	RPI 26-50	W-L RECORDS	RPI 51-100	RPI 101-150	RPI 150+				
21- 3	3- 3	2- 0	OVERALL	8- 0	1- 0	7- 0				
11- 1	2- 1	1- 0	HOME	5- 0	1- 0	2- 0				
9- 1	1- 1	1- 0	AWAY	3- 0	0- 0	4- 0				
1- 1	0- 1	0- 0	NEUTRAL	0- 0	0- 0	1- 0				
9- 3	1- 3	1- 0	NON-CONFERENCE	2- 0	1- 0	4- 0				
5- 1	1- 1	0- 0	HOME	1- 0	1- 0	2- 0				
3- 1	0- 1	1- 0	AWAY	1- 0	0- 0	1- 0				
1- 1	0- 1	0- 0	NEUTRAL	0- 0	0- 0	1- 0				
12- 0	2- 0	1- 0	CONFERENCE	6- 0	0- 0	3- 0				
6- 0	1- 0	1- 0	HOME	4- 0	0- 0	0- 0				
6- 0	1- 0	0- 0	AWAY	2- 0	0- 0	3- 0				
0- 0	0- 0	0- 0	NEUTRAL	0- 0	0- 0	0- 0				

RPI	S	Opponent	Score	RPI	S	Opponent	Score	RPI	S	Opponent	Score	RPI	S	Opponent	Score
2	H	Connecticut	45 61	40	A	BYU	61 55	53	A	Temple	65 54	111	H	Auburn	73 50
5	N	Notre Dame	54 56	47	H	Virginia	77 66	68	A	Florida St.	67 57	171	H	Pittsburgh	92 43
9	A	Kentucky	65 72					68	H	Florida St.	73 66	183	A	Virginia Tech	61 34
12	H	Maryland	80 72					81	A	Wake Forest	76 58	199	A	Boston College	71 62
17	A	Georgia Tech	79 62					81	H	Wake Forest	75 43	201	A	Clemson	81 37
22	H	Purdue	64 53					86	H	North Carolina St.	83 59	225	A	Western Ky.	80 54
								89	H	UNC Wilmington	107 45	315	H	S.C. Upstate	93 35
								91	H	North Carolina	96 56	322	N	Gardner-Webb	97 31
LAST 12 Division I GAMES:															
68	A	Florida St.	67 57	12	H	Maryland	80 72								
199	A	Boston College	71 62	17	A	Georgia Tech	79 62								
91	H	North Carolina	96 56	183	A	Virginia Tech	61 34								
81	H	Wake Forest	75 43	68	H	Florida St.	73 66								
2	H	Connecticut	45 61	86	H	North Carolina St.	83 59								
201	A	Clemson	81 37	81	A	Wake Forest	76 58								

Non-Div I Games:

Duke

■ Loss,
 ■ Non-Conf, S Site,
 ■ Home
 ■ Away
 N Neutral

Average RPI Win: 197	WON-LOST	WINNING	LAST 12	STRENGTH OF	OPP. STRENGTH	TEAM	ADJ.	CONF.	ADJ CONF.
Average RPI Loss: 88	RECORD	PCT. RANK	GAMES	SCHEDULE	OF SCHEDULE	RPI	RPI	RPI	RPI
DIV. I ONLY	17- 8	76	6- 6	128	101	72	72	9	9
DIV. I NON-CONF.	12- 3	43	1- 1	131	160	75	75	8	8
TOTALS	RPI 1-25	RPI 26-50	W-L RECORDS	RPI 51-100	RPI 101-150	RPI 150+			
17- 8	0- 2	1- 2	OVERALL	1- 2	2- 0	13- 2			
12- 1	0- 1	1- 0	HOME	1- 0	2- 0	8- 0			
4- 7	0- 1	0- 2	AWAY	0- 2	0- 0	4- 2			
1- 0	0- 0	0- 0	NEUTRAL	0- 0	0- 0	1- 0			
12- 3	0- 0	1- 2	NON-CONFERENCE	1- 0	1- 0	9- 1			
8- 0	0- 0	1- 0	HOME	1- 0	1- 0	5- 0			
3- 3	0- 0	0- 2	AWAY	0- 0	0- 0	3- 1			
1- 0	0- 0	0- 0	NEUTRAL	0- 0	0- 0	1- 0			
5- 5	0- 2	0- 0	CONFERENCE	0- 2	1- 0	4- 1			
4- 1	0- 1	0- 0	HOME	0- 0	1- 0	3- 0			
1- 4	0- 1	0- 0	AWAY	0- 2	0- 0	1- 1			
0- 0	0- 0	0- 0	NEUTRAL	0- 0	0- 0	0- 0			

RPI 1-25				RPI 26-50				RPI 51-100 Team's RPI: 72				RPI 101+			
RPI	S	Opponent	Score	RPI	S	Opponent	Score	RPI	S	Opponent	Score	RPI	S	Opponent	Score
16	A	St. Bonaventure	53 61	27	A	James Madison	49 56	53	A	Temple	64 67	110	H	Charlotte	81 53
16	H	St. Bonaventure	53 58	37	A	Florida	49 62	61	A	Saint Joseph's	51 72	113	H	Miami (OH)	64 63
				42	H	West Virginia	61 55	97	H	Davidson	84 53	158	A	Saint Francis (PA)	74 70
												171	A	Pittsburgh	70 57
												189	H	Robert Morris	66 63
												197	H	Akron	77 70
												204	H	Xavier	68 49
												209	H	George Washington	76 50
												214	H	Buffalo	90 46
												229	H	Massachusetts	76 62
												240	A	North Dakota	80 86
												247	A	North Dakota St.	74 66
												252	A	Saint Louis	55 56
												254	H	Ohio	83 60
												289	H	Morehead St.	86 53
												308	N	Maine	76 38
												316	A	Rhode Island	63 42
LAST 12 Division I GAMES:															
110	H	Charlotte	81 53	209	H	George Washington	76 50								
316	A	Rhode Island	63 42	53	A	Temple	64 67								
252	A	Saint Louis	55 56	204	H	Xavier	68 49								
16	H	St. Bonaventure	53 58	16	A	St. Bonaventure	53 61								
61	A	Saint Joseph's	51 72	27	A	James Madison	49 56								
229	H	Massachusetts	76 62	189	H	Robert Morris	66 63								

Non-Div I Games:

Duquesne

■ Loss,
 ■ Non-Conf,
 S Site,
 ■ Home
 ■ Away
 N Neutral

East Carolina

Through Games Of Sunday, February 12, 2012

Average RPI Win:	232	WON-LOST	WINNING	LAST 12	STRENGTH OF	OPP. STRENGTH	TEAM	ADJ.	CONF.	ADJ CONF.
Average RPI Loss:	127	RECORD	PCT. RANK	GAMES	SCHEDULE	OF SCHEDULE	RPI	RPI	RPI	RPI
DIV. I ONLY	5- 17	301	1- 11	49	210	243	243	11	11	
DIV. I NON-CONF.	4- 7	229	0- 1	137	202	283	283	17	17	
TOTALS	RPI 1-25	RPI 26-50	W-L RECORDS	RPI 51-100	RPI 101-150	RPI 150+				
5- 17	0- 1	0- 1	OVERALL	0- 9	0- 0	5- 6				
4- 5	0- 0	0- 1	HOME	0- 4	0- 0	4- 0				
0- 9	0- 0	0- 0	AWAY	0- 4	0- 0	0- 5				
1- 3	0- 1	0- 0	NEUTRAL	0- 1	0- 0	1- 1				
4- 7	0- 1	0- 0	NON-CONFERENCE	0- 4	0- 0	4- 2				
3- 1	0- 0	0- 0	HOME	0- 1	0- 0	3- 0				
0- 3	0- 0	0- 0	AWAY	0- 2	0- 0	0- 1				
1- 3	0- 1	0- 0	NEUTRAL	0- 1	0- 0	1- 1				
1- 10	0- 0	0- 1	CONFERENCE	0- 5	0- 0	1- 4				
1- 4	0- 0	0- 1	HOME	0- 3	0- 0	1- 0				
0- 6	0- 0	0- 0	AWAY	0- 2	0- 0	0- 4				
0- 0	0- 0	0- 0	NEUTRAL	0- 0	0- 0	0- 0				

RPI 1-25				RPI 26-50				RPI 51-100				RPI 101+ Team's RPI: 243			
RPI	S	Opponent	Score	RPI	S	Opponent	Score	RPI	S	Opponent	Score	RPI	S	Opponent	Score
7	N	Delaware	40 60	45	H	Tulane	49 63	57	H	UTEP	56 66	163	A	UCF	53 59
								77	A	Hampton	48 76	174	H	Monmouth	75 52
								79	H	VCU	49 62	181	H	Marshall	61 57
								89	A	UNC Wilmington	53 64	198	A	SMU	44 68
								91	N	North Carolina	61 65	202	H	Elon	60 46
								94	A	Memphis	59 62	211	A	Rice	44 66
								94	H	Memphis	56 69	218	A	Southern Miss.	57 67
								99	A	UAB	47 58	235	A	Col. of Charleston	43 58
								99	H	UAB	39 44	270	N	Jacksonville	70 64
												306	N	Lafayette	57 64
												332	H	Delaware St.	54 47
LAST 12 Division I GAMES:															
181	H	Marshall	61 57	198	A	SMU	44 68	57	H	UTEP	56 66				
99	A	UAB	47 58	94	A	Memphis	59 62	99	H	UAB	39 44				
218	A	Southern Miss.	57 67	163	A	UCF	53 59	77	A	Hampton	48 76				
45	H	Tulane	49 63												
94	H	Memphis	56 69												
211	A	Rice	44 66												

Non-Div I Games: St. Andrews 109 30 Virginia Intermont 82 33

East Carolina

Loss, Non-Conf, S Site, H Home A Away N Neutral

Average RPI Win:	305	WON-LOST	WINNING	LAST 12	STRENGTH OF	OPP. STRENGTH	TEAM	ADJ.	CONF.	ADJ CONF.
Average RPI Loss:	163	RECORD	PCT. RANK	GAMES	SCHEDULE	OF SCHEDULE	RPI	RPI	RPI	RPI
DIV. I ONLY	6- 19	297	4- 8	152	323	296	296	30	30	
DIV. I NON-CONF.	1- 10	329	0- 1	7	225	162	162	28	28	
TOTALS	RPI 1-25	RPI 26-50	W-L RECORDS	RPI 51-100	RPI 101-150	RPI 150+				
6- 19	0- 0	0- 4	OVERALL	0- 5	0- 1	6- 9				
5- 7	0- 0	0- 2	HOME	0- 1	0- 0	5- 4				
1- 10	0- 0	0- 1	AWAY	0- 3	0- 1	1- 4				
0- 2	0- 0	0- 0	NEUTRAL	0- 1	0- 0	0- 1				
1- 10	0- 0	0- 4	NON-CONFERENCE	0- 4	0- 0	1- 2				
1- 4	0- 0	0- 2	HOME	0- 1	0- 0	1- 1				
0- 4	0- 0	0- 2	AWAY	0- 2	0- 0	0- 0				
0- 2	0- 0	0- 0	NEUTRAL	0- 1	0- 0	0- 1				
5- 9	0- 0	0- 0	CONFERENCE	0- 1	0- 1	5- 7				
4- 3	0- 0	0- 0	HOME	0- 0	0- 0	4- 3				
1- 6	0- 0	0- 0	AWAY	0- 1	0- 1	1- 4				
0- 0	0- 0	0- 0	NEUTRAL	0- 0	0- 0	0- 0				

RPI 1-25			RPI 26-50			RPI 51-100			RPI 101+ Team's RPI: 296		
RPI	S	Opponent	Score	RPI	S	Opponent	Score	RPI	S	Opponent	Score
				36	H	LSU	68 71	69	H	Chattanooga	80 88
				39	A	Richmond	39 66	75	A	Fla. Gulf Coast	60 88
				43	H	Middle Tenn.	63 78	91	A	North Carolina	77 93
				46	A	Missouri St.	70 81	95	A	Appalachian St.	65 89
								99	N	UAB	47 59
LAST 12 Division I GAMES:											
				282	H	North Florida	69 74	330	H	Lipscomb	89 52
				270	H	Jacksonville	82 88	253	H	Belmont	75 88
				255	A	Kennesaw St.	68 78	270	A	Jacksonville	44 70
				321	A	Mercer	75 59	282	A	North Florida	67 70
				315	A	S.C. Upstate	68 74	255	H	Kennesaw St.	77 61
				36	H	LSU	68 71	321	H	Mercer	72 46

Non-Div I Games:

East Tenn. St.

Average RPI Win:	239	WON-LOST	WINNING	LAST 12	STRENGTH OF	OPP. STRENGTH	TEAM	ADJ.	CONF.	ADJ CONF.
Average RPI Loss:	186	RECORD	PCT. RANK	GAMES	SCHEDULE	OF SCHEDULE	RPI	RPI	RPI	RPI
DIV. I ONLY	19- 5	26	11- 1	314	283	104	104	31	31	
DIV. I NON-CONF.	8- 4	89	1- 0	283	164	80	80	30	30	
TOTALS	RPI 1-25	RPI 26-50	W-L RECORDS	RPI 51-100	RPI 101-150	RPI 150+				
19- 5	0- 0	0- 0	OVERALL	1- 0	2- 3	16- 2				
11- 0	0- 0	0- 0	HOME	1- 0	2- 0	8- 0				
8- 5	0- 0	0- 0	AWAY	0- 0	0- 3	8- 2				
0- 0	0- 0	0- 0	NEUTRAL	0- 0	0- 0	0- 0				
8- 4	0- 0	0- 0	NON-CONFERENCE	1- 0	1- 2	6- 2				
4- 0	0- 0	0- 0	HOME	1- 0	1- 0	2- 0				
4- 4	0- 0	0- 0	AWAY	0- 0	0- 2	4- 2				
0- 0	0- 0	0- 0	NEUTRAL	0- 0	0- 0	0- 0				
11- 1	0- 0	0- 0	CONFERENCE	0- 0	1- 1	10- 0				
7- 0	0- 0	0- 0	HOME	0- 0	1- 0	6- 0				
4- 1	0- 0	0- 0	AWAY	0- 0	0- 1	4- 0				
0- 0	0- 0	0- 0	NEUTRAL	0- 0	0- 0	0- 0				

RPI 1-25			RPI 26-50			RPI 51-100			RPI 101+			Team's RPI: 104
RPI	S	Opponent	Score	RPI	S	Opponent	Score	RPI	S	Opponent	Score	
						84 H	Illinois St.	83 69	114 A	Missouri	54 56	
									120 A	UT Martin	86 94	
									120 H	UT Martin	70 63	
									123 H	Indiana St.	75 60	
									142 A	Ill.-Chicago	50 66	
									154 A	Bradley	59 58	
									176 H	Northern Ill.	72 62	
									195 A	SIU Edwardsville	73 70	
									204 A	Xavier	60 54	
									242 H	Western Ill.	88 55	
									265 H	Eastern Ky.	64 51	
									266 A	IUPUI	64 49	
									271 A	San Jose St.	93 71	
									276 A	Valparaiso	50 53	
									278 A	Sacramento St.	85 89	
									285 H	Tennessee St.	88 73	
									289 H	Morehead St.	78 58	
									294 A	Murray St.	80 63	
									294 H	Murray St.	76 51	
									301 H	Austin Peay	80 46	
									323 A	Southeast Mo. St.	73 46	
									323 H	Southeast Mo. St.	74 48	
									340 A	Jacksonville St.	71 55	
LAST 12 Division I GAMES:												
120 A		UT Martin	86 94	285 H		Tennessee St.	88 73					
265 H		Eastern Ky.	64 51	301 H		Austin Peay	80 46					
289 H		Morehead St.	78 58	120 H		UT Martin	70 63					
323 H		Southeast Mo. St.	74 48	323 A		Southeast Mo. St.	73 46					
294 A		Murray St.	80 63	195 A		SIU Edwardsville	73 70					
340 A		Jacksonville St.	71 55	204 A		Xavier	60 54					

Non-Div I Games: Oakland City 93 32

Eastern Ill.

Average RPI Win:	300	WON-LOST	WINNING	LAST 12	STRENGTH OF	OPP. STRENGTH	TEAM	ADJ.	CONF.	ADJ CONF.
Average RPI Loss:	183	RECORD	PCT. RANK	GAMES	SCHEDULE	OF SCHEDULE	RPI	RPI	RPI	RPI
DIV. I ONLY	11- 12	190	6- 6	332	304	265	265	31	31	
DIV. I NON-CONF.	4- 6	212	1- 0	293	227	239	239	30	30	
TOTALS	RPI 1-25	RPI 26-50	W-L RECORDS	RPI 51-100	RPI 101-150	RPI 150+				
11- 12	0- 1	0- 0	OVERALL	0- 1	0- 3	11- 7				
5- 4	0- 1	0- 0	HOME	0- 0	0- 1	5- 2				
5- 6	0- 0	0- 0	AWAY	0- 0	0- 2	5- 4				
1- 2	0- 0	0- 0	NEUTRAL	0- 1	0- 0	1- 1				
4- 6	0- 1	0- 0	NON-CONFERENCE	0- 1	0- 1	4- 3				
2- 1	0- 1	0- 0	HOME	0- 0	0- 0	2- 0				
1- 3	0- 0	0- 0	AWAY	0- 0	0- 1	1- 2				
1- 2	0- 0	0- 0	NEUTRAL	0- 1	0- 0	1- 1				
7- 6	0- 0	0- 0	CONFERENCE	0- 0	0- 2	7- 4				
3- 3	0- 0	0- 0	HOME	0- 0	0- 1	3- 2				
4- 3	0- 0	0- 0	AWAY	0- 0	0- 1	4- 2				
0- 0	0- 0	0- 0	NEUTRAL	0- 0	0- 0	0- 0				

RPI 1-25				RPI 26-50				RPI 51-100				RPI 101+ Team's RPI: 265			
RPI	S	Opponent	Score	RPI	S	Opponent	Score	RPI	S	Opponent	Score	RPI	S	Opponent	Score
19	H	Louisville	53 77					95	N	Appalachian St.	62 64	104	A	Eastern Ill.	51 64
												113	A	Miami (OH)	55 60
												120	H	UT Martin	61 84
												195	A	SIU Edwardsville	53 64
												204	A	Xavier	61 66
												208	N	Campbell	52 64
												251	H	Tennessee Tech	67 82
												253	H	Belmont	60 46
												285	A	Tennessee St.	73 66
												285	H	Tennessee St.	79 59
												288	H	Longwood	80 62
												289	A	Morehead St.	58 68
												289	H	Morehead St.	78 68
												293	A	Evansville	56 63
												294	A	Murray St.	62 61
												301	A	Austin Peay	61 59
												301	H	Austin Peay	63 66
												312	A	Western Mich.	71 60
												323	H	Southeast Mo. St.	52 37
												326	N	Chicago St.	67 56
												340	A	Jacksonville St.	80 76
LAST 12 Division I GAMES:															
289	H	Morehead St.	78 68	120	H	UT Martin	61 84								
104	A	Eastern Ill.	51 64	301	A	Austin Peay	61 59								
195	A	SIU Edwardsville	53 64	289	A	Morehead St.	58 68								
285	A	Tennessee St.	73 66	294	A	Murray St.	62 61								
251	H	Tennessee Tech	67 82	323	H	Southeast Mo. St.	52 37								
288	H	Longwood	80 62	301	H	Austin Peay	63 66								

Non-Div I Games: Ky. Christian 97 61

Eastern Ky.

■ Loss,
 ■ Non-Conf, S Site,
 ■ Home
 ■ Away
 N Neutral

Average RPI Win:	203	WON-LOST	WINNING	LAST 12	STRENGTH OF	OPP. STRENGTH	TEAM	ADJ.	CONF.	ADJ CONF.
Average RPI Loss:	120	RECORD	PCT. RANK	GAMES	SCHEDULE	OF SCHEDULE	RPI	RPI	RPI	RPI
DIV. I ONLY	16- 7	70	10- 2	162	144	70	70	12	12	
DIV. I NON-CONF.	7- 5	122	1- 0	138	131	61	61	14	14	
TOTALS	RPI 1-25	RPI 26-50	W-L RECORDS	RPI 51-100	RPI 101-150	RPI 150+				
16- 7	0- 1	1- 0	OVERALL	1- 2	1- 2	13- 2				
8- 1	0- 0	1- 0	HOME	0- 0	1- 0	6- 1				
7- 6	0- 1	0- 0	AWAY	1- 2	0- 2	6- 1				
1- 0	0- 0	0- 0	NEUTRAL	0- 0	0- 0	1- 0				
7- 5	0- 1	1- 0	NON-CONFERENCE	0- 1	0- 2	6- 1				
2- 1	0- 0	1- 0	HOME	0- 0	0- 0	1- 1				
4- 4	0- 1	0- 0	AWAY	0- 1	0- 2	4- 0				
1- 0	0- 0	0- 0	NEUTRAL	0- 0	0- 0	1- 0				
9- 2	0- 0	0- 0	CONFERENCE	1- 1	1- 0	7- 1				
6- 0	0- 0	0- 0	HOME	0- 0	1- 0	5- 0				
3- 2	0- 0	0- 0	AWAY	1- 1	0- 0	2- 1				
0- 0	0- 0	0- 0	NEUTRAL	0- 0	0- 0	0- 0				

RPI 1-25				RPI 26-50				RPI 51-100 Team's RPI: 70				RPI 101+			
RPI	S	Opponent	Score	RPI	S	Opponent	Score	RPI	S	Opponent	Score	RPI	S	Opponent	Score
23	A	Green Bay	53 84	31	H	Michigan	77 64	66	A	Bowling Green	54 70	113	H	Miami (OH)	77 66
								74	A	Michigan St.	59 60	127	A	Detroit	69 70
								82	A	Toledo	70 66	140	A	Seattle	72 75
												153	H	UMKC	68 70
												159	H	Central Mich.	73 60
												176	H	Northern Ill.	64 52
												196	A	Canisius	65 53
												197	H	Akron	91 46
												214	A	Buffalo	72 54
												215	A	Loyola Chicago	63 55
												244	A	Northeastern	83 53
												245	H	Wyoming	65 43
												252	N	Saint Louis	66 55
												254	A	Ohio	63 53
												258	A	Ball St.	51 54
												259	A	Cornell	54 52
												299	H	Kent St.	83 47
												312	H	Western Mich.	84 59
LAST 12 Division I GAMES:															
299	H	Kent St.	83 47	159	H	Central Mich.	73 60								
113	H	Miami (OH)	77 66	312	H	Western Mich.	84 59								
254	A	Ohio	63 53	82	A	Toledo	70 66								
197	H	Akron	91 46	176	H	Northern Ill.	64 52								
214	A	Buffalo	72 54	258	A	Ball St.	51 54								
66	A	Bowling Green	54 70	245	H	Wyoming	65 43								

Non-Div I Games: Marygrove 110 31

Eastern Mich.

Average RPI Win:	226	WON-LOST	WINNING	LAST 12	STRENGTH OF	OPP. STRENGTH	TEAM	ADJ.	CONF.	ADJ CONF.
Average RPI Loss:	102	RECORD	PCT. RANK	GAMES	SCHEDULE	OF SCHEDULE	RPI	RPI	RPI	RPI
DIV. I ONLY	14- 9	106	10- 2	150	143	125	125	16	16	
DIV. I NON-CONF.	4- 7	229	0- 0	32	88	50	50	12	12	
TOTALS	RPI 1-25	RPI 26-50	W-L RECORDS	RPI 51-100	RPI 101-150	RPI 150+				
14- 9	0- 0	0- 2	OVERALL	1- 3	2- 2	11- 2				
6- 5	0- 0	0- 0	HOME	1- 2	1- 1	4- 2				
7- 4	0- 0	0- 2	AWAY	0- 1	1- 1	6- 0				
1- 0	0- 0	0- 0	NEUTRAL	0- 0	0- 0	1- 0				
4- 7	0- 0	0- 2	NON-CONFERENCE	1- 3	0- 1	3- 1				
2- 3	0- 0	0- 0	HOME	1- 2	0- 0	1- 1				
1- 4	0- 0	0- 2	AWAY	0- 1	0- 1	1- 0				
1- 0	0- 0	0- 0	NEUTRAL	0- 0	0- 0	1- 0				
10- 2	0- 0	0- 0	CONFERENCE	0- 0	2- 1	8- 1				
4- 2	0- 0	0- 0	HOME	0- 0	1- 1	3- 1				
6- 0	0- 0	0- 0	AWAY	0- 0	1- 0	5- 0				
0- 0	0- 0	0- 0	NEUTRAL	0- 0	0- 0	0- 0				

RPI S	Opponent	Score	RPI S	Opponent	Score	RPI S	Opponent	Score	RPI S	Opponent	Score	Team's RPI: 125
34	A Gonzaga	69 75	55	H Oregon St.	60 74	116	A Pacific	60 69				
40	A BYU	58 77	58	H Hofstra	69 90	134	A Montana St.	66 52				
			59	A Arizona St.	43 74	134	H Montana St.	79 73				
			85	H San Diego	68 57	146	H Northern Colo.	53 56				
						167	A Portland	76 60				
						169	A Montana	67 57				
						169	H Montana	46 53				
						184	A Portland St.	75 67				
						216	N Arkansas St.	72 51				
						238	H Boise St.	63 72				
						277	A Northern Ariz.	74 56				
						277	H Northern Ariz.	84 58				
						278	A Sacramento St.	90 84				
						278	H Sacramento St.	78 62				
						298	H Idaho	76 61				
						335	A Weber St.	72 60				
						335	H Weber St.	78 45				
LAST 12 Division I GAMES:												
335	H Weber St.	78 45	146	H Northern Colo.	53 56							
278	A Sacramento St.	90 84	278	H Sacramento St.	78 62							
277	H Northern Ariz.	84 58	277	A Northern Ariz.	74 56							
134	A Montana St.	66 52	335	A Weber St.	72 60							
169	A Montana	67 57	169	H Montana	46 53							
184	A Portland St.	75 67	134	H Montana St.	79 73							

Non-Div I Games: Eastern Ore. 68 55 Corban 89 54

Eastern Wash.

Average RPI Win: 249	WON-LOST	WINNING	LAST 12	STRENGTH OF	OPP. STRENGTH	TEAM	ADJ.	CONF.	ADJ CONF.
Average RPI Loss: 129	RECORD	PCT. RANK	GAMES	SCHEDULE	OF SCHEDULE	RPI	RPI	RPI	RPI
DIV. I ONLY	10- 12	205	6- 6	207	199	202	202	15	15
DIV. I NON-CONF.	2- 5	266	0- 1	303	132	253	253	21	21
TOTALS	RPI 1-25	RPI 26-50	W-L RECORDS	RPI 51-100	RPI 101-150	RPI 150+			
10- 12	0- 0	0- 1	OVERALL	0- 5	1- 2	9- 4			
6- 3	0- 0	0- 0	HOME	0- 3	1- 0	5- 0			
3- 7	0- 0	0- 1	AWAY	0- 2	0- 2	3- 2			
1- 2	0- 0	0- 0	NEUTRAL	0- 0	0- 0	1- 2			
2- 5	0- 0	0- 1	NON-CONFERENCE	0- 0	0- 1	2- 3			
1- 0	0- 0	0- 0	HOME	0- 0	0- 0	1- 0			
0- 3	0- 0	0- 1	AWAY	0- 0	0- 1	0- 1			
1- 2	0- 0	0- 0	NEUTRAL	0- 0	0- 0	1- 2			
8- 7	0- 0	0- 0	CONFERENCE	0- 5	1- 1	7- 1			
5- 3	0- 0	0- 0	HOME	0- 3	1- 0	4- 0			
3- 4	0- 0	0- 0	AWAY	0- 2	0- 1	3- 1			
0- 0	0- 0	0- 0	NEUTRAL	0- 0	0- 0	0- 0			

RPI 1-25				RPI 26-50				RPI 51-100				RPI 101+ Team's RPI: 202			
RPI	S	Opponent	Score	RPI	S	Opponent	Score	RPI	S	Opponent	Score	RPI	S	Opponent	Score
				42	A	West Virginia	36 84	69	A	Chattanooga	65 80	110	A	Charlotte	58 89
								69	H	Chattanooga	46 59	143	A	Samford	53 67
								95	H	Appalachian St.	58 72	143	H	Samford	69 44
								97	A	Davidson	66 75	166	A	Furman	60 75
								97	H	Davidson	51 78	166	H	Furman	76 58
												189	N	Robert Morris	65 69
												208	H	Campbell	89 88
												229	N	Massachusetts	56 76
												235	H	Col. of Charleston	51 46
												243	A	East Carolina	46 60
												249	A	Western Caro.	51 45
												280	H	Ga. Southern	61 60
												283	A	Wofford	74 68
												297	A	UNC Greensboro	69 50
												297	H	UNC Greensboro	57 43
												334	N	Wagner	60 57
LAST 12 Division I GAMES:															
				97	H	Davidson	51 78	249	A	Western Caro.	51 45				
				297	A	UNC Greensboro	69 50	235	H	Col. of Charleston	51 46				
				166	H	Furman	76 58	280	H	Ga. Southern	61 60				
				69	A	Chattanooga	65 80	95	H	Appalachian St.	58 72				
				143	A	Samford	53 67	97	A	Davidson	66 75				
				297	H	UNC Greensboro	57 43	42	A	West Virginia	36 84				

Non-Div I Games: Virginia Intermont 105 53 Virginia Union 70 46

Elon

Loss, Non-Conf, S Site, H Home A Away N Neutral

Average RPI Win: 230	WON-LOST	WINNING	LAST 12	STRENGTH OF	OPP. STRENGTH	TEAM	ADJ.	CONF.	ADJ CONF.
Average RPI Loss: 144	RECORD	PCT. RANK	GAMES	SCHEDULE	OF SCHEDULE	RPI	RPI	RPI	RPI
DIV. I ONLY	5- 19	302	2- 10	143	184	293	293	10	10
DIV. I NON-CONF.	3- 8	269	0- 0	218	331	322	322	10	10
TOTALS	RPI 1-25	RPI 26-50	W-L RECORDS	RPI 51-100	RPI 101-150	RPI 150+			
5- 19	0- 0	0- 1	OVERALL	1- 5	0- 5	4- 8			
4- 7	0- 0	0- 1	HOME	1- 1	0- 1	3- 4			
0- 11	0- 0	0- 0	AWAY	0- 4	0- 4	0- 3			
1- 1	0- 0	0- 0	NEUTRAL	0- 0	0- 0	1- 1			
3- 8	0- 0	0- 0	NON-CONFERENCE	0- 2	0- 2	3- 4			
2- 2	0- 0	0- 0	HOME	0- 0	0- 0	2- 2			
0- 5	0- 0	0- 0	AWAY	0- 2	0- 2	0- 1			
1- 1	0- 0	0- 0	NEUTRAL	0- 0	0- 0	1- 1			
2- 11	0- 0	0- 1	CONFERENCE	1- 3	0- 3	1- 4			
2- 5	0- 0	0- 1	HOME	1- 1	0- 1	1- 2			
0- 6	0- 0	0- 0	AWAY	0- 2	0- 2	0- 2			
0- 0	0- 0	0- 0	NEUTRAL	0- 0	0- 0	0- 0			

RPI S	Opponent	Score	RPI S	Opponent	Score	RPI S	Opponent	Score	RPI S	Opponent	Score	Team's RPI: 293
46	H Missouri St.	49 74	66	A Bowling Green	54 71	114	A Missouri	51 74				
			84	A Illinois St.	49 62	120	A UT Martin	69 78				
			87	A Cincinnati	34 64	123	A Indiana St.	54 73				
			88	H Wichita St.	51 57	131	A UNI	53 58				
			100	A Creighton	33 65	131	H UNI	51 61				
			100	H Creighton	48 45	154	A Bradley	64 82				
						154	H Bradley	71 59				
						157	A Drake	53 67				
						157	H Drake	51 55				
						181	H Marshall	48 60				
						186	N Brown	47 55				
						258	H Ball St.	50 55				
						260	H Southern Ill.	60 74				
						265	H Eastern Ky.	63 56				
						294	A Murray St.	61 76				
						294	H Murray St.	78 48				
						338	N Troy	59 49				
LAST 12 Division I GAMES:												
157	H Drake	51 55	88	H Wichita St.	51 57							
100	H Creighton	48 45	157	A Drake	53 67							
131	A UNI	53 58	100	A Creighton	33 65							
154	A Bradley	64 82	154	H Bradley	71 59							
260	H Southern Ill.	60 74	131	H UNI	51 61							
46	H Missouri St.	49 74	84	A Illinois St.	49 62							

Non-Div I Games:

Evansville

 Loss,
 Non-Conf,
 S Site,
 H Home
 A Away
 N Neutral

Average RPI Win:	227	WON-LOST	WINNING	LAST 12	STRENGTH OF	OPP. STRENGTH	TEAM	ADJ.	CONF.	ADJ CONF.
Average RPI Loss:	127	RECORD	PCT. RANK	GAMES	SCHEDULE	OF SCHEDULE	RPI	RPI	RPI	RPI
DIV. I ONLY	16- 8	83	9- 3	253	176	149	149	17	17	
DIV. I NON-CONF.	9- 3	61	2- 0	260	226	152	152	13	13	
TOTALS	RPI 1-25	RPI 26-50	W-L RECORDS	RPI 51-100	RPI 101-150	RPI 150+				
16- 8	0- 1	0- 2	OVERALL	0- 1	3- 0	13- 4				
10- 4	0- 1	0- 1	HOME	0- 1	3- 0	7- 1				
4- 4	0- 0	0- 1	AWAY	0- 0	0- 0	4- 3				
2- 0	0- 0	0- 0	NEUTRAL	0- 0	0- 0	2- 0				
9- 3	0- 1	0- 0	NON-CONFERENCE	0- 1	2- 0	7- 1				
6- 2	0- 1	0- 0	HOME	0- 1	2- 0	4- 0				
1- 1	0- 0	0- 0	AWAY	0- 0	0- 0	1- 1				
2- 0	0- 0	0- 0	NEUTRAL	0- 0	0- 0	2- 0				
7- 5	0- 0	0- 2	CONFERENCE	0- 0	1- 0	6- 3				
4- 2	0- 0	0- 1	HOME	0- 0	1- 0	3- 1				
3- 3	0- 0	0- 1	AWAY	0- 0	0- 0	3- 2				
0- 0	0- 0	0- 0	NEUTRAL	0- 0	0- 0	0- 0				

RPI 1-25				RPI 26-50				RPI 51-100				RPI 101+ Team's RPI: 149			
RPI	S	Opponent	Score	RPI	S	Opponent	Score	RPI	S	Opponent	Score	RPI	S	Opponent	Score
12	H	Maryland	52 84	43	A	Middle Tenn.	53 58	75	H	Fla. Gulf Coast	72 80	106	H	Albany (NY)	69 56
				43	H	Middle Tenn.	60 74					111	H	Auburn	64 55
												129	H	Denver	58 42
												151	H	Florida A&M	79 64
												156	A	Fla. Atlantic	49 51
												156	H	Fla. Atlantic	49 50
												163	A	UCF	61 46
												165	H	North Texas	68 65
												177	A	South Ala.	50 48
												225	A	Western Ky.	48 65
												225	H	Western Ky.	60 56
												248	H	La.-Monroe	65 55
												267	H	Morgan St.	77 60
												270	H	Jacksonville	63 37
												304	A	UTSA	54 61
												307	H	CSU Bakersfield	82 59
												310	A	La.-Lafayette	78 48
												332	N	Delaware St.	73 57
												338	A	Troy	65 41
												340	N	Jacksonville St.	79 52
LAST 12 Division I GAMES:															
129	H	Denver	58 42	177	A	South Ala.	50 48	310	A	La.-Lafayette	78 48	43	H	Middle Tenn.	60 74
165	H	North Texas	68 65	248	H	La.-Monroe	65 55	267	H	Morgan St.	77 60	111	H	Auburn	64 55
156	A	Fla. Atlantic	49 51	225	H	Western Ky.	60 56								
338	A	Troy	65 41	156	H	Fla. Atlantic	49 50								

Non-Div I Games: Lynn

68 30

FIU

■ Loss,
 ■ Non-Conf, S Site,
 ■ Home
 ■ Away
 N Neutral

Fairfield

Through Games Of Sunday, February 12, 2012				STRENGTH OF		OPP. STRENGTH	TEAM	ADJ.	CONF.	ADJ CONF.
Average RPI Win:	249	WON-LOST	WINNING	LAST 12	SCHEDULE	OF SCHEDULE	RPI	RPI	RPI	RPI
Average RPI Loss:	103	RECORD	PCT. RANK	GAMES						
DIV. I ONLY	18- 7	52	9- 3	289	183	121	121	22	22	
DIV. I NON-CONF.	7- 4	98	0- 0	289	146	122	122	19	19	
TOTALS	RPI 1-25	RPI 26-50	W-L RECORDS	RPI 51-100	RPI 101-150	RPI 150+				
18- 7	0- 1	0- 0	OVERALL	0- 3	2- 1	16- 2				
10- 1	0- 0	0- 0	HOME	0- 1	1- 0	9- 0				
7- 5	0- 1	0- 0	AWAY	0- 2	1- 0	6- 2				
1- 1	0- 0	0- 0	NEUTRAL	0- 0	0- 1	1- 0				
7- 4	0- 1	0- 0	NON-CONFERENCE	0- 1	2- 1	5- 1				
3- 0	0- 0	0- 0	HOME	0- 0	1- 0	2- 0				
3- 3	0- 1	0- 0	AWAY	0- 1	1- 0	2- 1				
1- 1	0- 0	0- 0	NEUTRAL	0- 0	0- 1	1- 0				
11- 3	0- 0	0- 0	CONFERENCE	0- 2	0- 0	11- 1				
7- 1	0- 0	0- 0	HOME	0- 1	0- 0	7- 0				
4- 2	0- 0	0- 0	AWAY	0- 1	0- 0	4- 1				
0- 0	0- 0	0- 0	NEUTRAL	0- 0	0- 0	0- 0				

RPI 1-25				RPI 26-50				RPI 51-100				RPI 101+ Team's RPI: 121			
RPI	S	Opponent	Score	RPI	S	Opponent	Score	RPI	S	Opponent	Score	RPI	S	Opponent	Score
2	A	Connecticut	40 93					52	A	Marist	54 60	112	N	Providence	43 75
								52	H	Marist	47 59	116	H	Pacific	56 47
								62	A	Quinnipiac	55 64	145	A	La Salle	55 52
												175	A	Loyola Maryland	48 55
												186	A	Brown	63 55
												187	A	Manhattan	63 59
												187	H	Manhattan	58 49
												196	H	Canisius	55 43
												232	A	Iona	78 64
												232	H	Iona	62 58
												239	H	Niagara	57 46
												261	H	Rider	51 35
												269	A	Vermont	48 65
												279	A	Siena	68 49
												279	H	Siena	52 48
												309	H	Stony Brook	42 34
												316	N	Rhode Island	66 56
												324	A	Saint Peter's	59 47
												324	H	Saint Peter's	61 44
												336	A	St. Francis (NY)	53 30
												339	H	Columbia	54 44
LAST 12 Division I GAMES:															
175	A	Loyola Maryland	48 55	239	H	Niagara	57 46								
52	A	Marist	54 60	279	A	Siena	68 49								
324	H	Saint Peter's	61 44	196	H	Canisius	55 43								
261	H	Rider	51 35	52	H	Marist	47 59								
232	A	Iona	78 64	279	H	Siena	52 48								
187	H	Manhattan	58 49	187	A	Manhattan	63 59								

Non-Div I Games:

Fairfield

■ Loss,
 ■ Non-Conf,
 S Site,
 ■ Home
 ■ Away
 N Neutral

Average RPI Win: 247	WON-LOST	WINNING	LAST 12	STRENGTH OF	OPP. STRENGTH	TEAM	ADJ.	CONF.	ADJ CONF.
Average RPI Loss: 147	RECORD	PCT. RANK	GAMES	SCHEDULE	OF SCHEDULE	RPI	RPI	RPI	RPI
DIV. I ONLY	12- 13	185	7- 5	260	198	207	207	19	19
DIV. I NON-CONF.	5- 7	209	0- 1	297	168	238	238	26	26
TOTALS	RPI 1-25	RPI 26-50	W-L RECORDS	RPI 51-100	RPI 101-150	RPI 150+			
12- 13	0- 1	0- 1	OVERALL	1- 3	1- 0	10- 8			
6- 5	0- 0	0- 0	HOME	1- 3	0- 0	5- 2			
5- 7	0- 0	0- 0	AWAY	0- 0	1- 0	4- 6			
1- 1	0- 0	0- 1	NEUTRAL	0- 0	0- 0	1- 0			
5- 7	0- 1	0- 1	NON-CONFERENCE	0- 2	0- 0	5- 3			
3- 2	0- 0	0- 0	HOME	0- 2	0- 0	3- 0			
1- 4	0- 1	0- 0	AWAY	0- 0	0- 0	1- 3			
1- 1	0- 0	0- 1	NEUTRAL	0- 0	0- 0	1- 0			
7- 6	0- 0	0- 0	CONFERENCE	1- 1	1- 0	5- 5			
3- 3	0- 0	0- 0	HOME	1- 1	0- 0	2- 2			
4- 3	0- 0	0- 0	AWAY	0- 0	1- 0	3- 3			
0- 0	0- 0	0- 0	NEUTRAL	0- 0	0- 0	3- 0			

RPI 1-25				RPI 26-50				RPI 51-100				RPI 101+ Team's RPI: 207			
RPI	S	Opponent	Score	RPI	S	Opponent	Score	RPI	S	Opponent	Score	RPI	S	Opponent	Score
2	A	Connecticut	28 74	44	N	Dayton	48 84	62	H	Quinnipiac	74 65	126	A	LIU Brooklyn	71 65
								67	H	Howard	56 66	158	A	Saint Francis (PA)	56 69
								78	H	Sacred Heart	47 62	158	H	Saint Francis (PA)	58 60
								93	H	Yale	51 80	174	A	Monmouth	72 64
												189	A	Robert Morris	50 79
												189	H	Robert Morris	49 73
												199	A	Boston College	57 68
												205	H	Mt. St. Mary's	63 58
												206	A	Central Conn. St.	49 51
												214	N	Buffalo	63 54
												222	A	Bryant	54 43
												261	A	Rider	68 69
												264	A	Army	37 51
												309	H	Stony Brook	51 48
												319	A	NJIT	68 57
												324	H	Saint Peter's	55 46
												334	H	Wagner	86 49
												336	A	St. Francis (NY)	70 60
												339	H	Columbia	71 51
LAST 12 Division I GAMES:															
174	A	Monmouth	72 64	158	H	Saint Francis (PA)	58 60	126	A	LIU Brooklyn	71 65	336	A	St. Francis (NY)	70 60
62	H	Quinnipiac	74 65	334	H	Wagner	86 49	205	H	Mt. St. Mary's	63 58	67	H	Howard	56 66
78	H	Sacred Heart	47 62	206	A	Central Conn. St.	49 51								
222	A	Bryant	54 43	189	H	Robert Morris	49 73								

Non-Div I Games:

Fairleigh Dickinson

■ Loss,
 ■ Non-Conf,
 S Site,
 ■ Home
 ■ Away
 N Neutral

Fla. Atlantic

Average RPI Win:	239	WON-LOST	WINNING	LAST 12	STRENGTH OF	OPP. STRENGTH	TEAM	ADJ.	CONF.	ADJ CONF.
Average RPI Loss:	137	RECORD	PCT. RANK	GAMES	SCHEDULE	OF SCHEDULE	RPI	RPI	RPI	RPI
DIV. I ONLY	12- 9	127	9- 3	187	245	156	156	17	17	
DIV. I NON-CONF.	3- 6	241	0- 0	209	313	160	160	13	13	

TOTALS	RPI 1-25	RPI 26-50	W-L RECORDS	RPI 51-100	RPI 101-150	RPI 150+
12- 9	0- 0	0- 3	OVERALL	0- 0	3- 2	9- 4
7- 2	0- 0	0- 1	HOME	0- 0	2- 0	5- 1
4- 5	0- 0	0- 1	AWAY	0- 0	1- 1	3- 1
1- 2	0- 0	0- 0	NEUTRAL	0- 0	0- 0	1- 2
3- 6	0- 0	0- 2	NON-CONFERENCE	0- 0	0- 1	3- 3
2- 1	0- 0	0- 0	HOME	0- 0	0- 0	2- 1
0- 3	0- 0	0- 2	AWAY	0- 0	0- 1	0- 0
1- 2	0- 0	0- 0	NEUTRAL	0- 0	0- 0	1- 2
9- 3	0- 0	0- 1	CONFERENCE	0- 0	3- 1	6- 1
5- 1	0- 0	0- 1	HOME	0- 0	2- 0	3- 0
4- 2	0- 0	0- 0	AWAY	0- 0	1- 1	3- 1
0- 0	0- 0	0- 0	NEUTRAL	0- 0	0- 0	0- 0

RPI S	Opponent	Score	RPI S	Opponent	Score	RPI S	Opponent	Score	RPI S	Opponent	Score
31	A Michigan	51 73	35	A Kansas	63 82	43	H Middle Tenn.	37 55	129	H Denver	51 50
									130	A Stetson	37 52
									141	A UALR	38 60
									149	A FIU	50 49
									149	H FIU	51 49
									161	N Lamar	61 66
									165	H North Texas	71 63
									177	A South Ala.	57 66
									216	A Arkansas St.	57 44
									225	H Western Ky.	60 58
									248	H La.-Monroe	65 58
									252	H Saint Louis	63 70
									266	N IUPUI	64 74
									282	H North Florida	63 52
									310	A La.-Lafayette	66 52
									327	H Bethune-Cookman	68 46
									327	N Bethune-Cookman	71 70
									338	A Troy	66 46
LAST 12 Division I GAMES:											
165	H North Texas	71 63	338	A Troy	66 46	43	H Middle Tenn.	37 55	141	A UALR	38 60
129	H Denver	51 50	248	H La.-Monroe	65 58	310	A La.-Lafayette	66 52	216	A Arkansas St.	57 44
149	H FIU	51 49									
177	A South Ala.	57 66									
225	H Western Ky.	60 58									
149	A FIU	50 49									

Non-Div I Games: Webber Int'l 77 52 Warner 76 50

Fla. Atlantic

Loss, Non-Conf, S Site, H Home A Away N Neutral

Average RPI Win:	240	WON-LOST	WINNING	LAST 12	STRENGTH OF	OPP. STRENGTH	TEAM	ADJ.	CONF.	ADJ CONF.
Average RPI Loss:	124	RECORD	PCT. RANK	GAMES	SCHEDULE	OF SCHEDULE	RPI	RPI	RPI	RPI
DIV. I ONLY	22- 2	8	12- 0	316	251	75	75	30	30	
DIV. I NON-CONF.	7- 2	47	0- 0	165	49	26	26	28	28	
TOTALS	RPI 1-25	RPI 26-50	W-L RECORDS	RPI 51-100	RPI 101-150	RPI 150+				
22- 2	0- 0	1- 0	OVERALL	1- 1	2- 0	18- 1				
11- 0	0- 0	1- 0	HOME	1- 0	0- 0	9- 0				
10- 1	0- 0	0- 0	AWAY	0- 0	2- 0	8- 1				
1- 1	0- 0	0- 0	NEUTRAL	0- 1	0- 0	1- 0				
7- 2	0- 0	1- 0	NON-CONFERENCE	1- 1	1- 0	4- 1				
3- 0	0- 0	1- 0	HOME	1- 0	0- 0	1- 0				
3- 1	0- 0	0- 0	AWAY	0- 0	1- 0	2- 1				
1- 1	0- 0	0- 0	NEUTRAL	0- 1	0- 0	1- 0				
15- 0	0- 0	0- 0	CONFERENCE	0- 0	1- 0	14- 0				
8- 0	0- 0	0- 0	HOME	0- 0	0- 0	8- 0				
7- 0	0- 0	0- 0	AWAY	0- 0	1- 0	6- 0				
0- 0	0- 0	0- 0	NEUTRAL	0- 0	0- 0	0- 0				

RPI 1-25				RPI 26-50				RPI 51-100				Team's RPI: 75		RPI 101+			
RPI	S	Opponent	Score	RPI	S	Opponent	Score	RPI	S	Opponent	Score		RPI	S	Opponent	Score	
				39	H	Richmond	81 67	74	H	Michigan St.	59 58		130	A	Stetson	59 55	
								86	N	North Carolina St.	64 69		149	A	FIU	80 72	
													162	A	Seton Hall	51 57	
													163	A	UCF	75 36	
													183	H	Virginia Tech	69 41	
													250	N	Alcorn St.	85 38	
													253	A	Belmont	57 50	
													253	H	Belmont	54 34	
													255	A	Kennesaw St.	87 50	
													255	H	Kennesaw St.	58 51	
													262	A	Hawaii	72 52	
													270	A	Jacksonville	70 60	
													270	H	Jacksonville	74 51	
													282	A	North Florida	72 61	
													282	H	North Florida	68 34	
													296	H	East Tenn. St.	88 60	
													315	H	S.C. Upstate	77 53	
													321	A	Mercer	98 50	
													321	H	Mercer	92 55	
													330	A	Lipscomb	76 59	
													330	H	Lipscomb	97 54	
LAST 12 Division I GAMES:																	
				253	H	Belmont	54 34	130	A	Stetson	59 55						
				330	H	Lipscomb	97 54	330	A	Lipscomb	76 59						
				270	A	Jacksonville	70 60	253	A	Belmont	57 50						
				282	A	North Florida	72 61	270	H	Jacksonville	74 51						
				255	H	Kennesaw St.	58 51	282	H	North Florida	68 34						
				321	H	Mercer	92 55	255	A	Kennesaw St.	87 50						

F
l
a
·
G
u
l
f
C
o
a
s
t

F
l
a
·
G
u
l
f
C
o
a
s
t

Non-Div I Games: Webber Int'l 106 27

Fla. Gulf Coast

Loss, Non-Conf, S Site, H Home A Away N Neutral

Average RPI Win:	137	WON-LOST	WINNING	LAST 12	STRENGTH OF	OPP. STRENGTH	TEAM	ADJ.	CONF.	ADJ CONF.
Average RPI Loss:	33	RECORD	PCT. RANK	GAMES	SCHEDULE	OF SCHEDULE	RPI	RPI	RPI	RPI
DIV. I ONLY	16- 9	95	6- 6	11	72	37	37	3	3	
DIV. I NON-CONF.	10- 3	49	0- 0	33	143	53	53	5	5	
TOTALS	RPI 1-25	RPI 26-50	W-L RECORDS	RPI 51-100	RPI 101-150	RPI 150+				
16- 9	0- 4	2- 4	OVERALL	3- 0	5- 1	6- 0				
11- 3	0- 1	1- 2	HOME	3- 0	3- 0	4- 0				
3- 5	0- 2	1- 2	AWAY	0- 0	0- 1	2- 0				
2- 1	0- 1	0- 0	NEUTRAL	0- 0	2- 0	0- 0				
10- 3	0- 1	0- 1	NON-CONFERENCE	3- 0	4- 1	3- 0				
7- 1	0- 0	0- 1	HOME	3- 0	2- 0	2- 0				
1- 1	0- 0	0- 0	AWAY	0- 0	0- 1	1- 0				
2- 1	0- 1	0- 0	NEUTRAL	0- 0	2- 0	0- 0				
6- 6	0- 3	2- 3	CONFERENCE	0- 0	1- 0	3- 0				
4- 2	0- 1	1- 1	HOME	0- 0	1- 0	2- 0				
2- 4	0- 2	1- 2	AWAY	0- 0	0- 0	1- 0				
0- 0	0- 0	0- 0	NEUTRAL	0- 0	0- 0	0- 0				

RPI 1-25				RPI 26-50				Team's RPI: 37	RPI 51-100				RPI 101+			
RPI	S	Opponent	Score	RPI	S	Opponent	Score		RPI	S	Opponent	Score	RPI	S	Opponent	Score
9	A	Kentucky	52 57	28	A	Arkansas	72 73		68	H	Florida St.	72 58	110	N	Charlotte	82 73
9	H	Kentucky	56 59	31	H	Michigan	66 69		72	H	Duquesne	62 49	111	H	Auburn	70 56
13	N	Rutgers	49 63	33	A	South Carolina	58 62		77	H	Hampton	63 46	116	A	Pacific	73 78
21	A	Georgia	55 61	33	H	South Carolina	44 49						130	H	Stetson	71 57
				36	A	LSU	73 64						143	H	Samford	81 56
				36	H	LSU	62 58						145	N	La Salle	85 74
													173	H	Alabama	61 37
													179	A	Ole Miss	59 55
													179	H	Ole Miss	84 55
													212	H	Charleston So.	83 59
													253	H	Belmont	72 45
													274	A	San Francisco	91 68
LAST 12 Division I GAMES:																
33	A	South Carolina	58 62	173	H	Alabama	61 37									
111	H	Auburn	70 56	36	H	LSU	62 58									
179	H	Ole Miss	84 55	21	A	Georgia	55 61									
36	A	LSU	73 64	33	H	South Carolina	44 49									
28	A	Arkansas	72 73	179	A	Ole Miss	59 55									
9	A	Kentucky	52 57	9	H	Kentucky	56 59									

Non-Div I Games:

Florida

■ Loss,
 ■ Non-Conf,
 ■ S Site,
 ■ H Home
 ■ A Away
 N Neutral

Florida A&M

Through Games Of Sunday, February 12, 2012

Average RPI Win:	280	WON-LOST	WINNING	LAST 12	STRENGTH OF	OPP. STRENGTH	TEAM	ADJ.	CONF.	ADJ CONF.
Average RPI Loss:	108	RECORD	PCT. RANK	GAMES	SCHEDULE	OF SCHEDULE	RPI	RPI	RPI	RPI
DIV. I ONLY	17- 6	43	11- 1	331	309	151	151	27	27	
DIV. I NON-CONF.	7- 5	122	2- 0	245	214	91	91	24	24	
TOTALS	RPI 1-25	RPI 26-50	W-L RECORDS	RPI 51-100	RPI 101-150	RPI 150+				
17- 6	0- 1	0- 1	OVERALL	1- 1	0- 1	16- 2				
6- 2	0- 1	0- 1	HOME	1- 0	0- 0	5- 0				
10- 4	0- 0	0- 0	AWAY	0- 1	0- 1	10- 1				
1- 0	0- 0	0- 0	NEUTRAL	0- 0	0- 0	1- 0				
7- 5	0- 1	0- 1	NON-CONFERENCE	1- 0	0- 1	6- 2				
1- 2	0- 1	0- 1	HOME	1- 0	0- 0	0- 0				
5- 3	0- 0	0- 0	AWAY	0- 0	0- 1	5- 2				
1- 0	0- 0	0- 0	NEUTRAL	0- 0	0- 0	1- 0				
10- 1	0- 0	0- 0	CONFERENCE	0- 1	0- 0	10- 0				
5- 0	0- 0	0- 0	HOME	0- 0	0- 0	5- 0				
5- 1	0- 0	0- 0	AWAY	0- 1	0- 0	5- 0				
0- 0	0- 0	0- 0	NEUTRAL	0- 0	0- 0	0- 0				

RPI 1-25				RPI 26-50				RPI 51-100				RPI 101+ Team's RPI: 151			
RPI	S	Opponent	Score	RPI	S	Opponent	Score	RPI	S	Opponent	Score	RPI	S	Opponent	Score
19	H	Louisville	66 86	32	H	Nebraska	64 72	67	A	Howard	61 68	149	A	FIU	64 79
								99	H	UAB	69 59	163	A	UCF	51 67
												217	A	Nicholls St.	69 77
												218	A	Southern Miss.	77 68
												223	H	South Carolina St.	79 62
												227	A	Md.-East. Shore	54 49
												270	A	Jacksonville	78 59
												273	A	N.C. A&T	70 68
												273	H	N.C. A&T	68 63
												284	H	Savannah St.	55 50
												285	A	Tennessee St.	90 75
												301	A	Austin Peay	86 77
												311	A	Southeastern La.	85 63
												327	A	Bethune-Cookman	81 57
												327	H	Bethune-Cookman	65 51
												331	N	Northwestern St.	77 53
												332	A	Delaware St.	84 65
												342	A	N.C. Central	78 51
												342	H	N.C. Central	102 66
LAST 12 Division I GAMES:															
				67	A	Howard	61 68	223	H	South Carolina St.	79 62				
				273	H	N.C. A&T	68 63	284	H	Savannah St.	55 50				
				342	H	N.C. Central	102 66	273	A	N.C. A&T	70 68				
				327	H	Bethune-Cookman	65 51	342	A	N.C. Central	78 51				
				332	A	Delaware St.	84 65	99	H	UAB	69 59				
				227	A	Md.-East. Shore	54 49	285	A	Tennessee St.	90 75				

Non-Div I Games:

Florida A&M

■ Loss,
 ■ Non-Conf, S Site,
 ■ Home
 ■ Away
 N Neutral

Average RPI Win: 160		WON-LOST	WINNING	LAST 12	STRENGTH OF	OPP. STRENGTH	TEAM	ADJ.	CONF.	ADJ CONF.
Average RPI Loss: 26		RECORD	PCT. RANK	GAMES	SCHEDULE	OF SCHEDULE	RPI	RPI	RPI	RPI
DIV. I ONLY		13- 13	167	5- 7	21	23	68	68	6	6
DIV. I NON-CONF.		8- 6	129	0- 0	23	20	65	65	4	4
TOTALS	RPI 1-25	RPI 26-50		W-L RECORDS		RPI 51-100	RPI 101-150	RPI 150+		
13- 13	0- 8	0- 4		OVERALL		3- 1	2- 0	8- 0		
6- 6	0- 5	0- 1		HOME		1- 0	1- 0	4- 0		
5- 6	0- 3	0- 2		AWAY		1- 1	0- 0	4- 0		
2- 1	0- 0	0- 1		NEUTRAL		1- 0	1- 0	0- 0		
8- 6	0- 3	0- 3		NON-CONFERENCE		2- 0	2- 0	4- 0		
4- 2	0- 1	0- 1		HOME		1- 0	1- 0	2- 0		
2- 3	0- 2	0- 1		AWAY		0- 0	0- 0	2- 0		
2- 1	0- 0	0- 1		NEUTRAL		1- 0	1- 0	0- 0		
5- 7	0- 5	0- 1		CONFERENCE		1- 1	0- 0	4- 0		
2- 4	0- 4	0- 0		HOME		0- 0	0- 0	2- 0		
3- 3	0- 1	0- 1		AWAY		1- 1	0- 0	2- 0		
0- 0	0- 0	0- 0		NEUTRAL		0- 0	0- 0	0- 0		

RPI 1-25					RPI 26-50					RPI 51-100					Team's RPI: 68		RPI 101+				
RPI	S	Opponent	Score		RPI	S	Opponent	Score		RPI	S	Opponent	Score				RPI	S	Opponent	Score	
8	A	Duke	66	73	28	N	Arkansas	52	55	81	A	Wake Forest	55	65			110	H	Charlotte	64	62
8	H	Duke	57	67	32	H	Nebraska	63	66	86	A	North Carolina St.	67	64			136	N	Minnesota	68	56
11	H	Miami (FL)	57	60	37	A	Florida	58	72	93	H	Yale	92	58			163	A	UCF	60	47
12	H	Maryland	70	91	47	A	Virginia	52	62	96	N	South Fla.	62	49			183	A	Virginia Tech	75	40
14	A	Ohio St.	75	78													183	H	Virginia Tech	78	60
17	H	Georgia Tech	55	79													197	A	Akron	90	64
19	H	Louisville	76	85													199	A	Boston College	68	59
25	A	Vanderbilt	59	64													201	H	Clemson	59	47
																	213	H	Georgia St.	94	74
																	220	H	Alabama A&M	86	41
LAST 12 Division I GAMES:																					
8	H	Duke	57	67	199	A	Boston College	68	59												
81	A	Wake Forest	55	65						11	H	Miami (FL)	57	60							
183	H	Virginia Tech	78	60						8	A	Duke	66	73							
47	A	Virginia	52	62						183	A	Virginia Tech	75	40							
86	A	North Carolina St.	67	64						201	H	Clemson	59	47							
17	H	Georgia Tech	55	79						12	H	Maryland	70	91							

Non-Div I Games:

Florida St.

Loss, Non-Conf, S Site, H Home A Away N Neutral

Average RPI Win: 225	WON-LOST	WINNING	LAST 12	STRENGTH OF	OPP. STRENGTH	TEAM	ADJ.	CONF.	ADJ CONF.
Average RPI Loss: 144	RECORD	PCT. RANK	GAMES	SCHEDULE	OF SCHEDULE	RPI	RPI	RPI	RPI
DIV. I ONLY	11- 14	207	3- 9	255	123	221	221	9	9
DIV. I NON-CONF.	9- 6	117	1- 1	235	244	221	221	8	8
TOTALS	RPI 1-25	RPI 26-50	W-L RECORDS	RPI 51-100	RPI 101-150	RPI 150+			
11- 14	0- 1	0- 1	OVERALL	1- 2	0- 5	10- 5			
5- 7	0- 0	0- 1	HOME	1- 0	0- 4	4- 2			
6- 6	0- 1	0- 0	AWAY	0- 2	0- 1	6- 2			
0- 1	0- 0	0- 0	NEUTRAL	0- 0	0- 0	0- 1			
9- 6	0- 1	0- 0	NON-CONFERENCE	1- 0	0- 2	8- 3			
4- 3	0- 0	0- 0	HOME	1- 0	0- 2	3- 1			
5- 2	0- 1	0- 0	AWAY	0- 0	0- 0	5- 1			
0- 1	0- 0	0- 0	NEUTRAL	0- 0	0- 0	0- 1			
2- 8	0- 0	0- 1	CONFERENCE	0- 2	0- 3	2- 2			
1- 4	0- 0	0- 1	HOME	0- 0	0- 2	1- 1			
1- 4	0- 0	0- 0	AWAY	0- 2	0- 1	1- 1			
0- 0	0- 0	0- 0	NEUTRAL	0- 0	0- 0	0- 0			

RPI 1-25				RPI 26-50				RPI 51-100				RPI 101+ Team's RPI: 221			
RPI	S	Opponent	Score	RPI	S	Opponent	Score	RPI	S	Opponent	Score	RPI	S	Opponent	Score
13	A	Rutgers	48 68	44	H	Dayton	37 62	53	A	Temple	51 69	106	H	Albany (NY)	42 59
								61	A	Saint Joseph's	46 57	110	H	Charlotte	41 61
								85	H	San Diego	44 42	138	H	Coppin St.	60 61
												145	A	La Salle	62 68
												145	H	La Salle	55 56
												160	A	Holy Cross	54 43
												163	A	UCF	70 57
												185	N	TCU	47 48
												187	A	Manhattan	59 49
												188	H	Navy	47 43
												204	H	Xavier	57 68
												209	A	George Washington	43 54
												229	A	Massachusetts	56 54
												230	H	Winthrop	76 53
												259	H	Cornell	39 40
												275	H	Cleveland St.	52 43
												309	A	Stony Brook	41 37
												316	H	Rhode Island	69 49
												332	A	Delaware St.	63 48
												337	A	Bucknell	39 49
LAST 12 Division I GAMES:															
204	H	Xavier	57 68	61	A	Saint Joseph's	46 57								
53	A	Temple	51 69	316	H	Rhode Island	69 49								
145	H	La Salle	55 56	145	A	La Salle	62 68								
229	A	Massachusetts	56 54	209	A	George Washington	43 54								
110	H	Charlotte	41 61	332	A	Delaware St.	63 48								
44	H	Dayton	37 62	259	H	Cornell	39 40								

Non-Div I Games:

Fordham

■ Loss,
 ■ Non-Conf, S Site,
 ■ Home
 ■ Away
 N Neutral

Average RPI Win:	218	WON-LOST	WINNING	LAST 12	STRENGTH OF	OPP. STRENGTH	TEAM	ADJ.	CONF.	ADJ CONF.
Average RPI Loss:	74	RECORD	PCT. RANK	GAMES	SCHEDULE	OF SCHEDULE	RPI	RPI	RPI	RPI
DIV. I ONLY	20- 4	18	11- 1	245	118	63	63	25	25	
DIV. I NON-CONF.	12- 4	61	3- 1	141	73	36	36	23	23	
TOTALS	RPI 1-25	RPI 26-50	W-L RECORDS	RPI 51-100	RPI 101-150	RPI 150+				
20- 4	1- 1	0- 1	OVERALL	0- 0	4- 2	15- 0				
9- 1	1- 1	0- 0	HOME	0- 0	3- 0	5- 0				
10- 3	0- 0	0- 1	AWAY	0- 0	1- 2	9- 0				
1- 0	0- 0	0- 0	NEUTRAL	0- 0	0- 0	1- 0				
12- 4	1- 1	0- 1	NON-CONFERENCE	0- 0	3- 2	8- 0				
6- 1	1- 1	0- 0	HOME	0- 0	3- 0	2- 0				
5- 3	0- 0	0- 1	AWAY	0- 0	0- 2	5- 0				
1- 0	0- 0	0- 0	NEUTRAL	0- 0	0- 0	1- 0				
8- 0	0- 0	0- 0	CONFERENCE	0- 0	1- 0	7- 0				
3- 0	0- 0	0- 0	HOME	0- 0	0- 0	3- 0				
5- 0	0- 0	0- 0	AWAY	0- 0	1- 0	4- 0				
0- 0	0- 0	0- 0	NEUTRAL	0- 0	0- 0	0- 0				

RPI 1-25				RPI 26-50				RPI 51-100				Team's RPI: 63				RPI 101+			
RPI	S	Opponent	Score	RPI	S	Opponent	Score	RPI	S	Opponent	Score					RPI	S	Opponent	Score
3	H	Stanford	59 93	38	A	Southern California	57 65									116	H	Pacific	61 52
15	H	Oklahoma	69 66													118	H	Oregon	81 71
																122	A	Pepperdine	78 81
																132	A	UNLV	71 73
																137	A	Utah St.	90 67
																140	H	Seattle	71 61
																168	A	Cal St. Northridge	70 61
																172	A	Cal Poly	79 76
																178	A	Louisiana Tech	61 59
																192	H	Santa Clara	83 71
																198	A	SMU	88 67
																262	H	Hawaii	83 48
																271	H	San Jose St.	76 49
																285	N	Tennessee St.	83 66
																290	A	Texas-Arlington	78 48
																292	A	Nevada	85 67
																292	H	Nevada	85 67
																295	A	UC Riverside	67 62
																298	A	Idaho	72 49
																307	H	CSU Bakersfield	88 59
																325	A	New Mexico St.	79 54
LAST 12 Division I GAMES:																			
292	A	Nevada	85 67	137	A	Utah St.	90 67												
178	A	Louisiana Tech	61 59	292	H	Nevada	85 67												
325	A	New Mexico St.	79 54	140	H	Seattle	71 61												
262	H	Hawaii	83 48	132	A	UNLV	71 73												
271	H	San Jose St.	76 49	290	A	Texas-Arlington	78 48												
298	A	Idaho	72 49	295	A	UC Riverside	67 62												

Non-Div I Games:

Fresno St.

Average RPI Win: 251	WON-LOST	WINNING	LAST 12	STRENGTH OF	OPP. STRENGTH	TEAM	ADJ.	CONF.	ADJ CONF.
Average RPI Loss: 116	RECORD	PCT. RANK	GAMES	SCHEDULE	OF SCHEDULE	RPI	RPI	RPI	RPI
DIV. I ONLY	12- 11	152	4- 8	203	214	166	166	15	15
DIV. I NON-CONF.	4- 5	201	0- 2	253	211	178	178	21	21
TOTALS	RPI 1-25	RPI 26-50	W-L RECORDS	RPI 51-100	RPI 101-150	RPI 150+			
12- 11	0- 1	0- 1	OVERALL	1- 4	0- 2	11- 3			
7- 3	0- 0	0- 0	HOME	1- 2	0- 0	6- 1			
5- 8	0- 1	0- 1	AWAY	0- 2	0- 2	5- 2			
0- 0	0- 0	0- 0	NEUTRAL	0- 0	0- 0	0- 0			
4- 5	0- 1	0- 1	NON-CONFERENCE	0- 0	0- 1	4- 2			
3- 1	0- 0	0- 0	HOME	0- 0	0- 0	3- 1			
1- 4	0- 1	0- 1	AWAY	0- 0	0- 1	1- 1			
0- 0	0- 0	0- 0	NEUTRAL	0- 0	0- 0	0- 0			
8- 6	0- 0	0- 0	CONFERENCE	1- 4	0- 1	7- 1			
4- 2	0- 0	0- 0	HOME	1- 2	0- 0	3- 0			
4- 4	0- 0	0- 0	AWAY	0- 2	0- 1	4- 1			
0- 0	0- 0	0- 0	NEUTRAL	0- 0	0- 0	0- 0			

RPI 1-25				RPI 26-50				RPI 51-100				RPI 101+ Team's RPI: 166			
RPI	S	Opponent	Score	RPI	S	Opponent	Score	RPI	S	Opponent	Score	RPI	S	Opponent	Score
21	A	Georgia	58 83	33	A	South Carolina	33 72	69	A	Chattanooga	53 71	110	A	Charlotte	53 89
								69	H	Chattanooga	75 61	143	A	Samford	66 71
								95	H	Appalachian St.	63 78	181	H	Marshall	62 54
								97	A	Davidson	57 78	201	H	Clemson	67 68
								97	H	Davidson	50 61	202	A	Elon	58 76
												202	H	Elon	75 60
												212	A	Charleston So.	78 80
												235	A	Col. of Charleston	60 51
												249	A	Western Caro.	57 54
												256	A	Presbyterian	63 47
												280	A	Ga. Southern	66 60
												283	H	Wofford	76 66
												297	A	UNC Greensboro	66 64
												297	H	UNC Greensboro	53 48
												329	H	UNC Asheville	71 59
												338	H	Troy	75 57
LAST 12 Division I GAMES:															
69	H	Chattanooga	75 61	69	A	Chattanooga	53 71								
202	A	Elon	58 76	143	A	Samford	66 71								
97	A	Davidson	57 78	249	A	Western Caro.	57 54								
95	H	Appalachian St.	63 78	97	H	Davidson	50 61								
283	H	Wofford	76 66	110	A	Charlotte	53 89								
297	A	UNC Greensboro	66 64	21	A	Georgia	58 83								

Non-Div I Games:

Furman

■ Loss,
 ■ Non-Conf, S Site,
 ■ Home
 ■ Away
 N Neutral

Ga. Southern

Through Games Of Sunday, February 12, 2012

Average RPI Win:	283	WON-LOST	WINNING	LAST 12	STRENGTH OF	OPP. STRENGTH	TEAM	ADJ.	CONF.	ADJ CONF.
Average RPI Loss:	149	RECORD	PCT. RANK	GAMES	SCHEDULE	OF SCHEDULE	RPI	RPI	RPI	RPI
DIV. I ONLY	6- 17	288	3- 9	176	277	280	280	15	15	
DIV. I NON-CONF.	3- 5	226	0- 0	239	274	301	301	21	21	
TOTALS	RPI 1-25	RPI 26-50	W-L RECORDS	RPI 51-100	RPI 101-150	RPI 150+				
6- 17	0- 1	0- 0	OVERALL	0- 5	0- 4	6- 7				
3- 9	0- 1	0- 0	HOME	0- 3	0- 3	3- 2				
2- 7	0- 0	0- 0	AWAY	0- 2	0- 1	2- 4				
1- 1	0- 0	0- 0	NEUTRAL	0- 0	0- 0	1- 1				
3- 5	0- 1	0- 0	NON-CONFERENCE	0- 0	0- 2	3- 2				
1- 3	0- 1	0- 0	HOME	0- 0	0- 2	1- 0				
1- 1	0- 0	0- 0	AWAY	0- 0	0- 0	1- 1				
1- 1	0- 0	0- 0	NEUTRAL	0- 0	0- 0	1- 1				
3- 12	0- 0	0- 0	CONFERENCE	0- 5	0- 2	3- 5				
2- 6	0- 0	0- 0	HOME	0- 3	0- 1	2- 2				
1- 6	0- 0	0- 0	AWAY	0- 2	0- 1	1- 3				
0- 0	0- 0	0- 0	NEUTRAL	0- 0	0- 0	0- 0				

RPI	S	Opponent	Score	RPI	S	Opponent	Score	RPI	S	Opponent	Score	RPI	S	Opponent	Score	Team's RPI: 280
21	H	Georgia	49 68					69	H	Chattanooga	60 66	130	H	Stetson	51 61	
								95	A	Appalachian St.	45 64	135	H	Arizona	46 88	
								95	H	Appalachian St.	46 57	143	A	Samford	41 67	
								97	A	Davidson	48 72	143	H	Samford	47 53	
								97	H	Davidson	62 69	155	N	Stephen F. Austin	40 49	
												166	H	Furman	60 66	
												173	A	Alabama	34 67	
												202	A	Elon	60 61	
												235	A	Col. of Charleston	35 34	
												235	H	Col. of Charleston	44 47	
												249	H	Western Caro.	41 40	
												270	H	Jacksonville	52 46	
												283	A	Wofford	55 70	
												283	H	Wofford	56 48	
												297	A	UNC Greensboro	54 55	
												321	A	Mercer	57 55	
												340	N	Jacksonville St.	72 49	
LAST 12 Division I GAMES:																
143	A	Samford	41 67	235	A	Col. of Charleston	35 34									
97	H	Davidson	62 69	297	A	UNC Greensboro	54 55									
95	H	Appalachian St.	46 57	202	A	Elon	60 61									
283	A	Wofford	55 70	69	H	Chattanooga	60 66									
235	H	Col. of Charleston	44 47	143	H	Samford	47 53									
249	H	Western Caro.	41 40	283	H	Wofford	56 48									

Non-Div I Games: Southern Wesleyan 75 40

Ga. Southern

■ Loss,
 ■ Non-Conf, S Site,
 ■ Home
 ■ Away
 N Neutral

Average RPI Win:	314	WON-LOST	WINNING	LAST 12	STRENGTH OF	OPP. STRENGTH	TEAM	ADJ.	CONF.	ADJ CONF.
Average RPI Loss:	181	RECORD	PCT. RANK	GAMES	SCHEDULE	OF SCHEDULE	RPI	RPI	RPI	RPI
DIV. I ONLY	2- 20	334	1- 11	160	329	322	322	26	26	
DIV. I NON-CONF.	1- 9	323	0- 0	87	252	298	298	29	29	
TOTALS	RPI 1-25	RPI 26-50	W-L RECORDS	RPI 51-100	RPI 101-150	RPI 150+				
2- 20	0- 2	0- 1	OVERALL	0- 3	0- 2	2- 12				
1- 7	0- 0	0- 0	HOME	0- 1	0- 1	1- 5				
1- 11	0- 1	0- 0	AWAY	0- 2	0- 1	1- 7				
0- 2	0- 1	0- 1	NEUTRAL	0- 0	0- 0	0- 0				
1- 9	0- 2	0- 1	NON-CONFERENCE	0- 3	0- 0	1- 3				
0- 3	0- 0	0- 0	HOME	0- 1	0- 0	0- 2				
1- 4	0- 1	0- 0	AWAY	0- 2	0- 0	1- 1				
0- 2	0- 1	0- 1	NEUTRAL	0- 0	0- 0	0- 0				
1- 11	0- 0	0- 0	CONFERENCE	0- 0	0- 2	1- 9				
1- 4	0- 0	0- 0	HOME	0- 0	0- 1	1- 3				
0- 7	0- 0	0- 0	AWAY	0- 0	0- 1	0- 6				
0- 0	0- 0	0- 0	NEUTRAL	0- 0	0- 0	0- 0				

RPI 1-25				RPI 26-50				RPI 51-100				RPI 101+ Team's RPI: 322			
RPI	S	Opponent	Score	RPI	S	Opponent	Score	RPI	S	Opponent	Score	RPI	S	Opponent	Score
8	N	Duke	31 97	38	N	Southern California	41 82	91	A	North Carolina	44 109	102	H	Liberty	51 78
19	A	Louisville	27 92					95	H	Appalachian St.	41 69	144	A	High Point	41 63
								97	A	Davidson	46 67	194	H	Radford	50 63
												208	A	Campbell	52 62
												212	A	Charleston So.	66 86
												212	H	Charleston So.	53 63
												230	A	Winthrop	48 86
												230	H	Winthrop	55 65
												255	H	Kennesaw St.	48 68
												256	A	Presbyterian	43 54
												283	H	Wofford	50 58
												286	A	Coastal Caro.	40 54
												286	H	Coastal Caro.	73 63
												329	A	UNC Asheville	62 74
												330	A	Lipscomb	65 76
												342	A	N.C. Central	56 45
LAST 12 Division I GAMES:															
230	H	Winthrop	55 65	230	A	Winthrop	48 86								
212	A	Charleston So.	66 86	256	A	Presbyterian	43 54								
286	A	Coastal Caro.	40 54	286	H	Coastal Caro.	73 63								
102	H	Liberty	51 78	212	H	Charleston So.	53 63								
194	H	Radford	50 63	144	A	High Point	41 63								
329	A	UNC Asheville	62 74	208	A	Campbell	52 62								

Non-Div I Games:

Gardner-Webb

George Mason

Through Games Of Sunday, February 12, 2012

Average RPI Win:	205	WON-LOST	WINNING	LAST 12	STRENGTH OF	OPP. STRENGTH	TEAM	ADJ.	CONF.	ADJ CONF.
Average RPI Loss:	136	RECORD	PCT. RANK	GAMES	SCHEDULE	OF SCHEDULE	RPI	RPI	RPI	RPI
DIV. I ONLY	12- 12	167	5- 7	246	94	193	193	7	7	
DIV. I NON-CONF.	6- 5	140	0- 0	306	211	252	252	7	7	
TOTALS	RPI 1-25	RPI 26-50	W-L RECORDS	RPI 51-100	RPI 101-150	RPI 150+				
12- 12	0- 2	0- 1	OVERALL	3- 2	0- 2	9- 5				
9- 4	0- 2	0- 0	HOME	2- 1	0- 1	7- 0				
3- 8	0- 0	0- 1	AWAY	1- 1	0- 1	2- 5				
0- 0	0- 0	0- 0	NEUTRAL	0- 0	0- 0	0- 0				
6- 5	0- 1	0- 0	NON-CONFERENCE	0- 0	0- 2	6- 2				
4- 2	0- 1	0- 0	HOME	0- 0	0- 1	4- 0				
2- 3	0- 0	0- 0	AWAY	0- 0	0- 1	2- 2				
0- 0	0- 0	0- 0	NEUTRAL	0- 0	0- 0	0- 0				
6- 7	0- 1	0- 1	CONFERENCE	3- 2	0- 0	3- 3				
5- 2	0- 1	0- 0	HOME	2- 1	0- 0	3- 0				
1- 5	0- 0	0- 1	AWAY	1- 1	0- 0	0- 3				
0- 0	0- 0	0- 0	NEUTRAL	0- 0	0- 0	0- 0				

RPI 1-25				RPI 26-50				RPI 51-100				RPI 101+ Team's RPI: 193			
RPI	S	Opponent	Score	RPI	S	Opponent	Score	RPI	S	Opponent	Score	RPI	S	Opponent	Score
7	H	Delaware	54 66	27	A	James Madison	45 49	58	H	Hofstra	70 82	139	H	American	51 55
12	H	Maryland	50 78					71	H	Towson	78 54	148	A	UMBC	53 65
								79	H	VCU	71 58	170	A	Old Dominion	68 71
								89	A	UNC Wilmington	53 61	170	H	Old Dominion	85 69
								92	A	Drexel	56 51	209	H	George Washington	58 55
												210	A	William & Mary	66 76
												210	H	William & Mary	82 70
												226	H	Oakland	59 48
												229	H	Massachusetts	55 52
												244	A	Northeastern	54 58
												244	H	Northeastern	75 62
												254	A	Ohio	59 75
												272	A	Norfolk St.	57 60
												288	A	Longwood	80 58
												309	A	Stony Brook	54 50
												329	H	UNC Asheville	88 59
LAST 12 Division I GAMES:															
58	H	Hofstra	70 82	79	H	VCU	71 58	210	H	William & Mary	82 70				
244	H	Northeastern	75 62	89	A	UNC Wilmington	53 61	244	A	Northeastern	54 58				
27	A	James Madison	45 49	7	H	Delaware	54 66								
92	A	Drexel	56 51	210	A	William & Mary	66 76								
170	A	Old Dominion	68 71												
71	H	Towson	78 54												

Non-Div I Games:

George Mason

■ Loss,
 ■ Non-Conf,
 ■ S Site,
 ■ H Home
 ■ A Away
 N Neutral

Average RPI Win: 240	WON-LOST	WINNING	LAST 12	STRENGTH OF	OPP. STRENGTH	TEAM	ADJ.	CONF.	ADJ CONF.
Average RPI Loss: 99	RECORD	PCT. RANK	GAMES	SCHEDULE	OF SCHEDULE	RPI	RPI	RPI	RPI
DIV. I ONLY	11- 13	201	5- 7	220	98	209	209	9	9
DIV. I NON-CONF.	7- 7	161	1- 1	303	117	261	261	8	8
TOTALS	RPI 1-25	RPI 26-50	W-L RECORDS	RPI 51-100	RPI 101-150	RPI 150+			
11- 13	0- 2	0- 4	OVERALL	0- 1	1- 2	10- 4			
6- 7	0- 1	0- 2	HOME	0- 0	1- 1	5- 3			
3- 6	0- 1	0- 2	AWAY	0- 1	0- 1	3- 1			
2- 0	0- 0	0- 0	NEUTRAL	0- 0	0- 0	2- 0			
7- 7	0- 1	0- 1	NON-CONFERENCE	0- 0	1- 1	6- 4			
3- 4	0- 1	0- 0	HOME	0- 0	1- 0	2- 3			
2- 3	0- 0	0- 1	AWAY	0- 0	0- 1	2- 1			
2- 0	0- 0	0- 0	NEUTRAL	0- 0	0- 0	2- 0			
4- 6	0- 1	0- 3	CONFERENCE	0- 1	0- 1	4- 0			
3- 3	0- 0	0- 2	HOME	0- 0	0- 1	3- 0			
1- 3	0- 1	0- 1	AWAY	0- 1	0- 0	1- 0			
0- 0	0- 0	0- 0	NEUTRAL	0- 0	0- 0	0- 0			

RPI 1-25				RPI 26-50				RPI 51-100				RPI 101+ Team's RPI: 209			
RPI	S	Opponent	Score	RPI	S	Opponent	Score	RPI	S	Opponent	Score	RPI	S	Opponent	Score
13	H	Rutgers	54 75	26	A	Georgetown	50 59	72	A	Duquesne	50 76	110	H	Charlotte	60 61
16	A	St. Bonaventure	69 80	39	A	Richmond	57 74					111	A	Auburn	47 55
				39	H	Richmond	51 63					139	H	American	60 49
				44	H	Dayton	56 74					170	H	Old Dominion	58 52
												175	H	Loyola Maryland	62 70
												183	H	Virginia Tech	48 55
												193	A	George Mason	55 58
												194	H	Radford	83 59
												204	H	Xavier	54 44
												210	A	William & Mary	74 66
												221	H	Fordham	54 43
												252	H	Saint Louis	68 58
												267	H	Morgan St.	68 73
												290	A	Texas-Arlington	63 41
												308	N	Maine	54 46
												316	A	Rhode Island	63 42
												341	N	Houston Baptist	80 44
LAST 12 Division I GAMES:															
39	H	Richmond	51 63	316	A	Rhode Island	63 42								
204	H	Xavier	54 44	110	H	Charlotte	60 61								
16	A	St. Bonaventure	69 80	39	A	Richmond	57 74								
44	H	Dayton	56 74	221	H	Fordham	54 43								
252	H	Saint Louis	68 58	139	H	American	60 49								
72	A	Duquesne	50 76	13	H	Rutgers	54 75								

Non-Div I Games:

George Washington

Georgetown

Through Games Of Sunday, February 12, 2012

Average RPI Win:	153	WON-LOST	WINNING	LAST 12	STRENGTH OF	OPP. STRENGTH	TEAM	ADJ.	CONF.	ADJ CONF.
Average RPI Loss:	15	RECORD	PCT. RANK	GAMES	SCHEDULE	OF SCHEDULE	RPI	RPI	RPI	RPI
DIV. I ONLY	19- 6	33	8- 4	39	38	26	26	2	2	
DIV. I NON-CONF.	11- 2	24	1- 0	106	113	54	54	1	1	
TOTALS	RPI 1-25	RPI 26-50	W-L RECORDS	RPI 51-100	RPI 101-150	RPI 150+				
19- 6	3- 5	1- 1	OVERALL	2- 0	4- 0	9- 0				
9- 3	2- 3	0- 0	HOME	0- 0	1- 0	6- 0				
8- 3	0- 2	1- 1	AWAY	2- 0	3- 0	2- 0				
2- 0	1- 0	0- 0	NEUTRAL	0- 0	0- 0	1- 0				
11- 2	2- 1	0- 1	NON-CONFERENCE	0- 0	2- 0	7- 0				
6- 0	1- 0	0- 0	HOME	0- 0	0- 0	5- 0				
3- 2	0- 1	0- 1	AWAY	0- 0	2- 0	1- 0				
2- 0	1- 0	0- 0	NEUTRAL	0- 0	0- 0	1- 0				
8- 4	1- 4	1- 0	CONFERENCE	2- 0	2- 0	2- 0				
3- 3	1- 3	0- 0	HOME	0- 0	1- 0	1- 0				
5- 1	0- 1	1- 0	AWAY	2- 0	1- 0	1- 0				
0- 0	0- 0	0- 0	NEUTRAL	0- 0	0- 0	0- 0				

RPI 1-25				RPI 26-50				Team's RPI: 26	RPI 51-100				RPI 101+			
RPI	S	Opponent	Score	RPI	S	Opponent	Score		RPI	S	Opponent	Score	RPI	S	Opponent	Score
2	A	Connecticut	38 80	36	A	LSU	40 51		87	A	Cincinnati	65 54	103	H	Syracuse	69 42
5	H	Notre Dame	60 80	42	A	West Virginia	64 54		96	A	South Fla.	66 56	108	A	Marquette	67 39
11	H	Miami (FL)	71 46										132	A	UNLV	64 45
12	A	Maryland	53 72										138	A	Coppin St.	70 54
13	H	Rutgers	54 36										162	H	Seton Hall	56 51
18	H	DePaul	50 59										171	A	Pittsburgh	82 54
19	H	Louisville	61 64										174	H	Monmouth	64 44
21	N	Georgia	64 56										209	H	George Washington	59 50
													261	H	Rider	58 51
													269	N	Vermont	65 53
													288	H	Longwood	56 45
													300	A	Dartmouth	77 38
													317	H	Houston	66 36
LAST 12 Division I GAMES:																
2	A	Connecticut	38 80	108	A	Marquette	67 39									
162	H	Seton Hall	56 51	103	H	Syracuse	69 42									
87	A	Cincinnati	65 54	5	H	Notre Dame	60 80									
13	H	Rutgers	54 36	96	A	South Fla.	66 56									
42	A	West Virginia	64 54	18	H	DePaul	50 59									
19	H	Louisville	61 64	300	A	Dartmouth	77 38									

Non-Div I Games:

Georgetown

■ Loss,
 ■ Non-Conf, S Site,
 ■ Home
 ■ Away
 N Neutral

Average RPI Win: 143		WON-LOST	WINNING	LAST 12	STRENGTH OF	OPP. STRENGTH	TEAM	ADJ.	CONF.	ADJ CONF.
Average RPI Loss: 17		RECORD	PCT. RANK	GAMES	SCHEDULE	OF SCHEDULE	RPI	RPI	RPI	RPI
DIV. I ONLY		19- 6	33	8- 4	29	27	21	21	3	3
DIV. I NON-CONF.		11- 2	24	0- 0	101	71	51	51	5	5
TOTALS	RPI 1-25	RPI 26-50		W-L RECORDS		RPI 51-100	RPI 101-150	RPI 150+		
19- 6	2- 4	3- 2		OVERALL		1- 0	4- 0	9- 0		
11- 2	2- 2	3- 0		HOME		1- 0	1- 0	4- 0		
6- 2	0- 2	0- 0		AWAY		0- 0	2- 0	4- 0		
2- 2	0- 0	0- 2		NEUTRAL		0- 0	1- 0	1- 0		
11- 2	1- 0	1- 2		NON-CONFERENCE		1- 0	1- 0	7- 0		
7- 0	1- 0	1- 0		HOME		1- 0	0- 0	4- 0		
2- 0	0- 0	0- 0		AWAY		0- 0	0- 0	2- 0		
2- 2	0- 0	0- 2		NEUTRAL		0- 0	1- 0	1- 0		
8- 4	1- 4	2- 0		CONFERENCE		0- 0	3- 0	2- 0		
4- 2	1- 2	2- 0		HOME		0- 0	1- 0	0- 0		
4- 2	0- 2	0- 0		AWAY		0- 0	2- 0	2- 0		
0- 0	0- 0	0- 0		NEUTRAL		0- 0	0- 0	0- 0		

RPI 1-25				Team's RPI: 21		RPI 26-50				RPI 51-100				RPI 101+					
RPI	S	Opponent	Score		RPI	S	Opponent	Score		RPI	S	Opponent	Score		RPI	S	Opponent	Score	
4	A	Tennessee	51	80	26	N	Georgetown	56	64	95	H	Appalachian St.	81	37	111	A	Auburn	70	45
4	H	Tennessee	50	67	28	H	Arkansas	67	57						117	A	Mississippi St.	68	51
9	H	Kentucky	64	69	34	N	Gonzaga	68	71						117	H	Mississippi St.	70	60
17	H	Georgia Tech	75	68	37	H	Florida	61	55						134	N	Montana St.	63	49
25	A	Vanderbilt	48	68	38	H	Southern California	67	60						166	H	Furman	83	58
25	H	Vanderbilt	76	63											173	A	Alabama	81	66
															179	A	Ole Miss	61	47
															185	H	TCU	83	60
															223	H	South Carolina St.	85	48
															235	H	Col. of Charleston	73	48
															244	N	Northeastern	81	61
															280	A	Ga. Southern	68	49
															321	A	Mercer	80	43
LAST 12 Division I GAMES:																			
25	H	Vanderbilt	76	63	9	H	Kentucky	64	69										
173	A	Alabama	81	66	117	A	Mississippi St.	68	51										
117	H	Mississippi St.	70	60	37	H	Florida	61	55										
4	H	Tennessee	50	67	111	A	Auburn	70	45										
25	A	Vanderbilt	48	68	4	A	Tennessee	51	80										
179	A	Ole Miss	61	47	28	H	Arkansas	67	57										

Non-Div I Games:

Georgia

■ Loss, ■ Non-Conf, S Site, H Home A Away N Neutral

Average RPI Win:	252	WON-LOST	WINNING	LAST 12	STRENGTH OF	OPP. STRENGTH	TEAM	ADJ.	CONF.	ADJ CONF.
Average RPI Loss:	84	RECORD	PCT. RANK	GAMES	SCHEDULE	OF SCHEDULE	RPI	RPI	RPI	RPI
DIV. I ONLY	7- 17	274	1- 11	75	105	213	213	7	7	
DIV. I NON-CONF.	6- 5	140	0- 0	118	303	257	257	7	7	
TOTALS	RPI 1-25	RPI 26-50	W-L RECORDS	RPI 51-100	RPI 101-150	RPI 150+				
7- 17	0- 2	0- 2	OVERALL	0- 9	1- 1	6- 3				
4- 9	0- 2	0- 1	HOME	0- 4	0- 1	4- 1				
2- 7	0- 0	0- 1	AWAY	0- 5	0- 0	2- 1				
1- 1	0- 0	0- 0	NEUTRAL	0- 0	1- 0	0- 1				
6- 5	0- 1	0- 0	NON-CONFERENCE	0- 2	1- 1	5- 1				
3- 3	0- 1	0- 0	HOME	0- 1	0- 1	3- 0				
2- 1	0- 0	0- 0	AWAY	0- 1	0- 0	2- 0				
1- 1	0- 0	0- 0	NEUTRAL	0- 0	1- 0	0- 1				
1- 12	0- 1	0- 2	CONFERENCE	0- 7	0- 0	1- 2				
1- 6	0- 1	0- 1	HOME	0- 3	0- 0	1- 1				
0- 6	0- 0	0- 1	AWAY	0- 4	0- 0	0- 1				
0- 0	0- 0	0- 0	NEUTRAL	0- 0	0- 0	0- 0				

RPI 1-25				RPI 26-50				RPI 51-100				RPI 101+ Team's RPI: 213			
RPI	S	Opponent	Score	RPI	S	Opponent	Score	RPI	S	Opponent	Score	RPI	S	Opponent	Score
7	H	Delaware	56 94	27	A	James Madison	45 76	58	A	Hofstra	67 80	135	H	Arizona	66 79
17	H	Georgia Tech	50 85	27	H	James Madison	50 62	58	H	Hofstra	71 86	144	N	High Point	79 68
								68	A	Florida St.	74 94	170	A	Old Dominion	59 68
								71	A	Towson	59 63	170	H	Old Dominion	60 71
								71	H	Towson	52 56	195	N	SIU Edwardsville	49 63
								79	A	VCU	70 75	208	H	Campbell	70 56
								89	H	UNC Wilmington	69 72	244	H	Northeastern	81 74
								92	A	Drexel	38 65	249	A	Western Caro.	64 59
								95	H	Appalachian St.	58 82	255	H	Kennesaw St.	65 59
												327	H	Bethune-Cookman	66 50
												340	A	Jacksonville St.	68 60
LAST 12 Division I GAMES:															
7	H	Delaware	56 94	71	H	Towson	52 56								
89	H	UNC Wilmington	69 72	170	H	Old Dominion	60 71								
71	A	Towson	59 63	92	A	Drexel	38 65								
244	H	Northeastern	81 74	58	A	Hofstra	67 80								
79	A	VCU	70 75	27	H	James Madison	50 62								
27	A	James Madison	45 76	170	A	Old Dominion	59 68								

Non-Div I Games:

Georgia St.

Georgia Tech

Through Games Of Sunday, February 12, 2012

Average RPI Win:	141	WON-LOST	WINNING	LAST 12	STRENGTH OF	OPP. STRENGTH	TEAM	ADJ.	CONF.	ADJ CONF.
Average RPI Loss:	14	RECORD	PCT. RANK	GAMES	SCHEDULE	OF SCHEDULE	RPI	RPI	RPI	RPI
DIV. I ONLY	18- 7	52	8- 4	12	64	17	17	6	6	
DIV. I NON-CONF.	10- 3	49	0- 0	20	137	23	23	4	4	
TOTALS	RPI 1-25	RPI 26-50	W-L RECORDS	RPI 51-100	RPI 101-150	RPI 150+				
18- 7	0- 7	3- 0	OVERALL	6- 0	1- 0	8- 0				
8- 3	0- 3	2- 0	HOME	2- 0	0- 0	4- 0				
8- 2	0- 2	1- 0	AWAY	3- 0	1- 0	3- 0				
2- 2	0- 2	0- 0	NEUTRAL	1- 0	0- 0	1- 0				
10- 3	0- 3	2- 0	NON-CONFERENCE	1- 0	1- 0	6- 0				
5- 0	0- 0	1- 0	HOME	0- 0	0- 0	4- 0				
3- 1	0- 1	1- 0	AWAY	0- 0	1- 0	1- 0				
2- 2	0- 2	0- 0	NEUTRAL	1- 0	0- 0	1- 0				
8- 4	0- 4	1- 0	CONFERENCE	5- 0	0- 0	2- 0				
3- 3	0- 3	1- 0	HOME	2- 0	0- 0	0- 0				
5- 1	0- 1	0- 0	AWAY	3- 0	0- 0	2- 0				
0- 0	0- 0	0- 0	NEUTRAL	0- 0	0- 0	0- 0				

RPI S	Opponent	Score	RPI S	Opponent	Score	RPI S	Opponent	Score	RPI S	Opponent	Score
8	H Duke	62 79	32	H Nebraska	73 57	68	A Florida St.	79 55	108	A Marquette	74 63
11	H Miami (FL)	65 77	43	A Middle Tenn.	58 47	76	N Central Ark.	67 61	170	H Old Dominion	87 56
12	A Maryland	74 77	47	H Virginia	63 53	81	H Wake Forest	71 67	195	N SIU Edwardsville	80 38
12	H Maryland	56 64				86	A North Carolina St.	76 66	199	A Boston College	68 58
13	N Rutgers	40 59				86	H North Carolina St.	75 68	201	A Clemson	63 54
21	A Georgia	68 75				91	A North Carolina	56 54	213	A Georgia St.	85 50
23	N Green Bay	62 67							255	H Kennesaw St.	94 51
									273	H N.C. A&T	74 57
									305	H Alabama St.	97 37
LAST 12 Division I GAMES:											
91	A North Carolina	56 54	8	H Duke	62 79						
12	H Maryland	56 64	199	A Boston College	68 58						
86	H North Carolina St.	75 68	81	H Wake Forest	71 67						
201	A Clemson	63 54	11	H Miami (FL)	65 77						
47	H Virginia	63 53	12	A Maryland	74 77						
68	A Florida St.	79 55	86	A North Carolina St.	76 66						

Non-Div I Games:

Georgia Tech

■ Loss,
■ Non-Conf, S Site,
■ Home
■ Away
N Neutral

Gonzaga

Through Games Of Sunday, February 12, 2012				STRENGTH OF		OPP. STRENGTH	TEAM	ADJ.	CONF.	ADJ CONF.
Average RPI Win:	166	WON-LOST	WINNING	LAST 12	SCHEDULE	OF SCHEDULE	RPI	RPI	RPI	RPI
Average RPI Loss:	33	RECORD	PCT. RANK	GAMES						
DIV. I ONLY	22- 4	15	10- 2	104	79	34	34	8	8	
DIV. I NON-CONF.	11- 2	24	0- 0	65	44	18	18	9	9	
TOTALS	RPI 1-25	RPI 26-50	W-L RECORDS	RPI 51-100	RPI 101-150	RPI 150+				
22- 4	1- 1	1- 2	OVERALL	5- 1	2- 0	13- 0				
10- 2	0- 0	0- 1	HOME	2- 1	1- 0	7- 0				
10- 2	0- 1	0- 1	AWAY	3- 0	1- 0	6- 0				
2- 0	1- 0	1- 0	NEUTRAL	0- 0	0- 0	0- 0				
11- 2	1- 1	1- 1	NON-CONFERENCE	2- 0	1- 0	6- 0				
6- 1	0- 0	0- 1	HOME	1- 0	1- 0	4- 0				
3- 1	0- 1	0- 0	AWAY	1- 0	0- 0	2- 0				
2- 0	1- 0	1- 0	NEUTRAL	0- 0	0- 0	0- 0				
11- 2	0- 0	0- 1	CONFERENCE	3- 1	1- 0	7- 0				
4- 1	0- 0	0- 0	HOME	1- 1	0- 0	3- 0				
7- 1	0- 0	0- 1	AWAY	2- 0	1- 0	4- 0				
0- 0	0- 0	0- 0	NEUTRAL	0- 0	0- 0	0- 0				

RPI 1-25				RPI 26-50				RPI 51-100				RPI 101+			
RPI	S	Opponent	Score	RPI	S	Opponent	Score	RPI	S	Opponent	Score	RPI	S	Opponent	Score
3	A	Stanford	61 76	38	H	Southern California	51 58	51	A	St. Mary's (CA)	75 70	122	A	Pepperdine	79 50
21	N	Georgia	71 68	40	A	BYU	40 70	51	H	St. Mary's (CA)	63 66	125	H	Eastern Wash.	75 69
				44	N	Dayton	82 76	58	H	Hofstra	101 88	158	H	Saint Francis (PA)	92 50
								85	A	San Diego	54 44	167	A	Portland	80 65
								85	H	San Diego	69 58	167	H	Portland	77 56
								90	A	Washington St.	71 69	169	H	Montana	70 54
												184	H	Portland St.	99 69
												192	A	Santa Clara	81 68
												257	A	Loyola Marymount	80 54
												257	H	Loyola Marymount	79 61
												268	A	Cal St. Fullerton	73 60
												274	A	San Francisco	79 59
												274	H	San Francisco	87 52
												295	H	UC Riverside	83 56
												298	A	Idaho	91 42
LAST 12 Division I GAMES:															
274	A	San Francisco	79 59	85	A	San Diego	54 44								
40	A	BYU	40 70	192	A	Santa Clara	81 68								
85	H	San Diego	69 58	51	H	St. Mary's (CA)	63 66								
167	H	Portland	77 56	274	H	San Francisco	87 52								
51	A	St. Mary's (CA)	75 70	257	A	Loyola Marymount	80 54								
257	H	Loyola Marymount	79 61	122	A	Pepperdine	79 50								

Non-Div I Games:

Gonzaga

■ Loss,
 ■ Non-Conf,
 ■ S Site,
 ■ H Home
 ■ A Away
 N Neutral

Average RPI Win:	254	WON-LOST	WINNING	LAST 12	STRENGTH OF	OPP. STRENGTH	TEAM	ADJ.	CONF.	ADJ CONF.
Average RPI Loss:	170	RECORD	PCT. RANK	GAMES	SCHEDULE	OF SCHEDULE	RPI	RPI	RPI	RPI
DIV. I ONLY	10- 11	194	7- 5	276	298	203	203	32	32	
DIV. I NON-CONF.	3- 6	241	0- 0	61	99	96	96	15	15	
TOTALS	RPI 1-25	RPI 26-50	W-L RECORDS	RPI 51-100	RPI 101-150	RPI 150+				
10- 11	0- 0	0- 2	OVERALL	0- 1	1- 1	9- 7				
5- 2	0- 0	0- 0	HOME	0- 0	0- 0	5- 2				
5- 8	0- 0	0- 2	AWAY	0- 1	1- 1	4- 4				
0- 1	0- 0	0- 0	NEUTRAL	0- 0	0- 0	0- 1				
3- 6	0- 0	0- 2	NON-CONFERENCE	0- 1	1- 0	2- 3				
2- 0	0- 0	0- 0	HOME	0- 0	0- 0	2- 0				
1- 6	0- 0	0- 2	AWAY	0- 1	1- 0	0- 3				
0- 0	0- 0	0- 0	NEUTRAL	0- 0	0- 0	0- 0				
7- 5	0- 0	0- 0	CONFERENCE	0- 0	0- 1	7- 4				
3- 2	0- 0	0- 0	HOME	0- 0	0- 0	3- 2				
4- 2	0- 0	0- 0	AWAY	0- 0	0- 1	4- 1				
0- 1	0- 0	0- 0	NEUTRAL	0- 0	0- 0	0- 1				

RPI S	Opponent	Score	RPI S	Opponent	Score	RPI S	Opponent	Score	RPI S	Opponent	Score	Team's RPI: 203
28	A Arkansas	49 69	65	A Texas	38 91	119	A Oral Roberts	89 80				
36	A LSU	47 62				150	A Mississippi Val.	55 63				
						155	A Stephen F. Austin	53 71				
						164	H Sam Houston St.	64 52				
						179	A Ole Miss	53 78				
						190	A Tulsa	56 61				
						220	H Alabama A&M	64 76				
						228	A Southern U.	67 72				
						228	H Southern U.	60 59				
						248	H La.-Monroe	75 71				
						250	A Alcorn St.	55 44				
						250	H Alcorn St.	66 58				
						291	N Prairie View	55 68				
						305	H Alabama St.	62 48				
						318	A Jackson St.	59 55				
						328	A Ark.-Pine Bluff	69 56				
						333	A Texas Southern	51 50				
						333	H Texas Southern	51 54				
LAST 12 Division I GAMES:												
333	A Texas Southern	51 50	291	N Prairie View	55 68							
250	H Alcorn St.	66 58	333	H Texas Southern	51 54							
228	H Southern U.	60 59	250	A Alcorn St.	55 44							
150	A Mississippi Val.	55 63	228	A Southern U.	67 72							
328	A Ark.-Pine Bluff	69 56	220	H Alabama A&M	64 76							
318	A Jackson St.	59 55	305	H Alabama St.	62 48							

Non-Div I Games: Paul Quinn 92 31

Grambling

■ Loss,
 ■ Non-Conf,
 ■ S Site,
 ■ H Home
 ■ A Away
 N Neutral

Average RPI Win:	165	WON-LOST	WINNING	LAST 12	STRENGTH OF	OPP. STRENGTH	TEAM	ADJ.	CONF.	ADJ CONF.
Average RPI Loss:	127	RECORD	PCT. RANK	GAMES	SCHEDULE	OF SCHEDULE	RPI	RPI	RPI	RPI
DIV. I ONLY	21- 1	4	11- 1	123	106	23	23	13	13	
DIV. I NON-CONF.	10- 0	1	0- 0	66	15	11	11	18	18	
TOTALS	RPI 1-25	RPI 26-50	W-L RECORDS	RPI 51-100	RPI 101-150	RPI 150+				
21- 1	1- 0	0- 0	OVERALL	4- 0	7- 1	9- 0				
11- 1	0- 0	0- 0	HOME	2- 0	4- 1	5- 0				
8- 0	0- 0	0- 0	AWAY	1- 0	3- 0	4- 0				
2- 0	1- 0	0- 0	NEUTRAL	1- 0	0- 0	0- 0				
10- 0	1- 0	0- 0	NON-CONFERENCE	4- 0	3- 0	2- 0				
5- 0	0- 0	0- 0	HOME	2- 0	2- 0	1- 0				
3- 0	0- 0	0- 0	AWAY	1- 0	1- 0	1- 0				
2- 0	1- 0	0- 0	NEUTRAL	1- 0	0- 0	0- 0				
11- 1	0- 0	0- 0	CONFERENCE	0- 0	4- 1	7- 0				
6- 1	0- 0	0- 0	HOME	0- 0	2- 1	4- 0				
5- 0	0- 0	0- 0	AWAY	0- 0	2- 0	3- 0				
0- 0	0- 0	0- 0	NEUTRAL	0- 0	0- 0	0- 0				

RPI S	Opponent	Score	RPI S	Opponent	Score	RPI S	Opponent	Score	RPI S	Opponent	Score
17 N	Georgia Tech	67 62				70 H	Eastern Mich.	84 53	108 H	Marquette	66 50
						80 N	Illinois	82 62	127 A	Detroit	68 59
						82 A	Toledo	72 65	127 H	Detroit	58 70
						82 H	Toledo	84 68	131 H	UNI	75 67
									133 A	Wisconsin	65 49
									142 H	Ill.-Chicago	80 63
									147 A	Wright St.	68 50
									147 H	Wright St.	64 59
									215 H	Loyola Chicago	76 49
									224 A	Butler	60 36
									234 H	Youngstown St.	75 50
									236 A	Milwaukee	88 53
									236 H	Milwaukee	85 39
									247 A	North Dakota St.	82 59
									258 H	Ball St.	80 39
									275 H	Cleveland St.	80 58
									276 A	Valparaiso	65 37
LAST 12 Division I GAMES:											
147 H	Wright St.	64 59	234 H	Youngstown St.	75 50						
127 H	Detroit	58 70	127 A	Detroit	68 59						
236 H	Milwaukee	85 39	147 A	Wright St.	68 50						
276 A	Valparaiso	65 37	236 A	Milwaukee	88 53						
224 A	Butler	60 36	215 H	Loyola Chicago	76 49						
275 H	Cleveland St.	80 58	142 H	Ill.-Chicago	80 63						

Non-Div I Games:

Green Bay

■ Loss,
 ■ Non-Conf, S Site,
 ■ Home
 ■ Away
 N Neutral

Average RPI Win:	222	WON-LOST	WINNING	LAST 12	STRENGTH OF	OPP. STRENGTH	TEAM	ADJ.	CONF.	ADJ CONF.
Average RPI Loss:	80	RECORD	PCT. RANK	GAMES	SCHEDULE	OF SCHEDULE	RPI	RPI	RPI	RPI
DIV. I ONLY	18- 4	21	10- 2	288	128	77	77	27	27	
DIV. I NON-CONF.	8- 3	73	2- 1	276	60	70	70	24	24	
TOTALS	RPI 1-25	RPI 26-50	W-L RECORDS	RPI 51-100	RPI 101-150	RPI 150+				
18- 4	0- 0	0- 2	OVERALL	2- 1	2- 1	14- 0				
7- 1	0- 0	0- 0	HOME	1- 0	1- 1	5- 0				
10- 3	0- 0	0- 2	AWAY	1- 1	1- 0	8- 0				
1- 0	0- 0	0- 0	NEUTRAL	0- 0	0- 0	1- 0				
8- 3	0- 0	0- 2	NON-CONFERENCE	0- 1	1- 0	7- 0				
2- 0	0- 0	0- 0	HOME	0- 0	1- 0	1- 0				
5- 3	0- 0	0- 2	AWAY	0- 1	0- 0	5- 0				
1- 0	0- 0	0- 0	NEUTRAL	0- 0	0- 0	1- 0				
10- 1	0- 0	0- 0	CONFERENCE	2- 0	1- 1	7- 0				
5- 1	0- 0	0- 0	HOME	1- 0	0- 1	4- 0				
5- 0	0- 0	0- 0	AWAY	1- 0	1- 0	3- 0				
0- 0	0- 0	0- 0	NEUTRAL	0- 0	0- 0	0- 0				

RPI 1-25				RPI 26-50				RPI 51-100				Team's RPI: 77				RPI 101+			
RPI	S	Opponent	Score	RPI	S	Opponent	Score	RPI	S	Opponent	Score	RPI	S	Opponent	Score	RPI	S	Opponent	Score
				37	A	Florida	46 63	67	A	Howard	52 39	138	A	Coppin St.	76 50				
				45	A	Tulane	53 66	67	H	Howard	63 40	138	H	Coppin St.	66 69				
								99	A	UAB	38 43	148	H	UMBC	75 47				
												159	N	Central Mich.	77 51				
												171	A	Pittsburgh	60 37				
												199	A	Boston College	71 63				
												223	H	South Carolina St.	73 41				
												243	H	East Carolina	76 48				
												267	A	Morgan St.	83 51				
												267	H	Morgan St.	74 60				
												270	A	Jacksonville	68 55				
												272	A	Norfolk St.	68 46				
												272	H	Norfolk St.	92 43				
												284	H	Savannah St.	59 40				
												287	A	IPFW	79 62				
												326	A	Chicago St.	66 39				
												332	A	Delaware St.	72 33				
LAST 12 Division I GAMES:																			
				272	A	Norfolk St.	68 46					267	A	Morgan St.	83 51				
				332	A	Delaware St.	72 33					138	A	Coppin St.	76 50				
				267	H	Morgan St.	74 60					67	H	Howard	63 40				
				138	H	Coppin St.	66 69					243	H	East Carolina	76 48				
				67	A	Howard	52 39					45	A	Tulane	53 66				
				272	H	Norfolk St.	92 43					159	N	Central Mich.	77 51				

Non-Div I Games:

Hampton

Average RPI Win:	202	WON-LOST	WINNING	LAST 12	STRENGTH OF	OPP. STRENGTH	TEAM	ADJ.	CONF.	ADJ CONF.
Average RPI Loss:	102	RECORD	PCT. RANK	GAMES	SCHEDULE	OF SCHEDULE	RPI	RPI	RPI	RPI
DIV. I ONLY	16- 10	104	7- 5	102	130	83	83	14	14	
DIV. I NON-CONF.	9- 5	97	0- 0	45	39	46	46	16	16	
TOTALS	RPI 1-25	RPI 26-50	W-L RECORDS	RPI 51-100	RPI 101-150	RPI 150+				
16- 10	0- 1	0- 2	OVERALL	1- 2	2- 3	13- 2				
10- 2	0- 0	0- 0	HOME	1- 0	1- 1	8- 1				
5- 8	0- 1	0- 2	AWAY	0- 2	1- 2	4- 1				
1- 0	0- 0	0- 0	NEUTRAL	0- 0	0- 0	1- 0				
9- 5	0- 1	0- 2	NON-CONFERENCE	1- 1	1- 1	7- 0				
6- 0	0- 0	0- 0	HOME	1- 0	1- 0	4- 0				
2- 5	0- 1	0- 2	AWAY	0- 1	0- 1	2- 0				
1- 0	0- 0	0- 0	NEUTRAL	0- 0	0- 0	1- 0				
7- 5	0- 0	0- 0	CONFERENCE	0- 1	1- 2	6- 2				
4- 2	0- 0	0- 0	HOME	0- 0	0- 1	4- 1				
3- 3	0- 0	0- 0	AWAY	0- 1	1- 1	2- 1				
0- 0	0- 0	0- 0	NEUTRAL	0- 0	0- 0	0- 0				

RPI 1-25				RPI 26-50				RPI 51-100 Team's RPI: 83				RPI 101+			
RPI	S	Opponent	Score	RPI	S	Opponent	Score	RPI	S	Opponent	Score	RPI	S	Opponent	Score
5	A	Notre Dame	43 98	29	A	St. John's (NY)	45 70	52	A	Marist	51 57	106	A	Albany (NY)	65 57
				39	A	Richmond	56 69	58	H	Hofstra	61 59	106	H	Albany (NY)	37 40
								73	A	Boston U.	46 53	112	A	Providence	46 63
												126	H	LIU Brooklyn	54 45
												148	A	UMBC	59 71
												152	H	Harvard	72 61
												163	A	UCF	55 46
												185	N	TCU	64 60
												187	H	Manhattan	64 45
												191	A	New Hampshire	45 64
												191	H	New Hampshire	64 46
												199	H	Boston College	54 45
												206	H	Central Conn. St.	65 56
												237	A	Binghamton	63 41
												237	H	Binghamton	67 58
												269	A	Vermont	63 52
												269	H	Vermont	50 57
												300	A	Dartmouth	60 42
												308	H	Maine	64 52
												309	H	Stony Brook	63 44
LAST 12 Division I GAMES:															
237	H	Binghamton	67 58	308	H	Maine	64 52								
269	A	Vermont	63 52	148	A	UMBC	59 71								
191	H	New Hampshire	64 46	237	A	Binghamton	63 41								
106	A	Albany (NY)	65 57	269	H	Vermont	50 57								
309	H	Stony Brook	63 44	191	A	New Hampshire	45 64								
73	A	Boston U.	46 53	106	H	Albany (NY)	37 40								

Non-Div I Games:













































Hartford

■ Loss,
 ■ Non-Conf,
 S Site,
 ■ Home
 ■ Away
 N Neutral

Harvard





Average RPI Win: 216	WON-LOST	WINNING	LAST 12	STRENGTH OF	OPP. STRENGTH	TEAM	ADJ.	CONF.	ADJ CONF.
Average RPI Loss: 125	RECORD	PCT. RANK	GAMES	SCHEDULE	OF SCHEDULE	RPI	RPI	RPI	RPI
DIV. I ONLY	12- 9	127	8- 4	198	142	152	152	20	20
DIV. I NON-CONF.	7- 7	161	3- 2	187	128	139	139	20	20

TOTALS	RPI 1-25	RPI 26-50	W-L RECORDS	RPI 51-100	RPI 101-150	RPI 150+
12- 9	0- 1	1- 1	OVERALL	1- 2	0- 2	10- 3
5- 4	0- 1	1- 0	HOME	1- 1	0- 0	3- 2
6- 4	0- 0	0- 1	AWAY	0- 1	0- 2	6- 0
1- 1	0- 0	0- 0	NEUTRAL	0- 0	0- 0	1- 1
7- 7	0- 0	1- 1	NON-CONFERENCE	1- 1	0- 2	5- 3
3- 2	0- 0	1- 0	HOME	1- 0	0- 0	1- 2
3- 4	0- 0	0- 1	AWAY	0- 1	0- 2	3- 0
1- 1	0- 0	0- 0	NEUTRAL	0- 0	0- 0	1- 1
5- 2	0- 1	0- 0	CONFERENCE	0- 1	0- 0	5- 0
2- 2	0- 1	0- 0	HOME	0- 1	0- 0	2- 0
3- 0	0- 0	0- 0	AWAY	0- 0	0- 0	3- 0
0- 0	0- 0	0- 0	NEUTRAL	0- 0	0- 0	0- 0

RPI 1-25	RPI 26-50	RPI 51-100	RPI 101+ Team's RPI: 152
RPI S Opponent Score	RPI S Opponent Score	RPI S Opponent Score	RPI S Opponent Score
24  Princeton 56  84	29  St. John's (NY) 63 56	73  Boston U. 62 57	112  Providence 60  71
	50  Iowa 81  90	83  Hartford 61  72	136  Minnesota 53  79
		93  Yale 63  68	160  Holy Cross 68  73
			185  TCU 56 44
			186  Brown 65 57
			191  New Hampshire 69 62
			224 N Butler 68  69
			229  Massachusetts 68 47
			231  Penn 66 52
			240  North Dakota 57  60
			250 N Alcorn St. 78 55
			259  Cornell 67 57
			300  Dartmouth 71 63
			316  Rhode Island 69 57
			339  Columbia 68 56
LAST 12 Division I GAMES:			
24  Princeton 56  84	240  North Dakota 57  60		
231  Penn 66 52	300  Dartmouth 71 63		
339  Columbia 68 56	185  TCU 56 44		
259  Cornell 67 57	229  Massachusetts 68 47		
186  Brown 65 57	83  Hartford 61  72		
93  Yale 63  68	29  St. John's (NY) 63 56		

Non-Div I Games:

Harvard

 Loss,  Non-Conf, S Site,  Home  Away N Neutral

Average RPI Win: 242	WON-LOST	WINNING	LAST 12	STRENGTH OF	OPP. STRENGTH	TEAM	ADJ.	CONF.	ADJ CONF.
Average RPI Loss: 136	RECORD	PCT. RANK	GAMES	SCHEDULE	OF SCHEDULE	RPI	RPI	RPI	RPI
DIV. I ONLY	7- 15	267	4- 8	122	204	262	262	25	25
DIV. I NON-CONF.	4- 10	266	1- 3	55	174	213	213	23	23
TOTALS	RPI 1-25	RPI 26-50	W-L RECORDS	RPI 51-100	RPI 101-150	RPI 150+			
7- 15	0- 1	0- 2	OVERALL	0- 4	1- 3	6- 5			
5- 12	0- 1	0- 2	HOME	0- 3	1- 3	4- 3			
2- 3	0- 0	0- 0	AWAY	0- 1	0- 0	2- 2			
0- 0	0- 0	0- 0	NEUTRAL	0- 0	0- 0	0- 0			
4- 10	0- 1	0- 2	NON-CONFERENCE	0- 3	1- 2	3- 2			
3- 9	0- 1	0- 2	HOME	0- 3	1- 2	2- 1			
1- 1	0- 0	0- 0	AWAY	0- 0	0- 0	1- 1			
0- 0	0- 0	0- 0	NEUTRAL	0- 0	0- 0	0- 0			
3- 5	0- 0	0- 0	CONFERENCE	0- 1	0- 1	3- 3			
2- 3	0- 0	0- 0	HOME	0- 0	0- 1	2- 2			
1- 2	0- 0	0- 0	AWAY	0- 1	0- 0	1- 1			
0- 0	0- 0	0- 0	NEUTRAL	0- 0	0- 0	0- 0			

RPI 1-25				RPI 26-50				RPI 51-100				RPI 101+ Team's RPI: 262			
RPI	S	Opponent	Score	RPI	S	Opponent	Score	RPI	S	Opponent	Score	RPI	S	Opponent	Score
18	H	DePaul	65 90	41	H	California	54 69	63	A	Fresno St.	48 83	105	H	San Diego St.	44 71
				47	H	Virginia	43 60	65	H	Texas	50 71	128	H	UC Davis	57 62
								75	H	Fla. Gulf Coast	52 72	129	H	Denver	78 64
								86	H	North Carolina St.	54 84	137	H	Utah St.	55 69
												167	H	Portland	64 82
												178	H	Louisiana Tech	61 46
												184	H	Portland St.	78 66
												250	H	Alcorn St.	66 63
												264	A	Army	51 55
												271	A	San Jose St.	67 83
												271	H	San Jose St.	58 67
												292	A	Nevada	72 63
												298	H	Idaho	61 69
												325	H	New Mexico St.	51 48
												339	A	Columbia	66 55
LAST 12 Division I GAMES:															
271	H	San Jose St.	58 67	178	H	Louisiana Tech	61 46								
137	H	Utah St.	55 69	271	A	San Jose St.	67 83								
298	H	Idaho	61 69	86	H	North Carolina St.	54 84								
63	A	Fresno St.	48 83	75	H	Fla. Gulf Coast	52 72								
292	A	Nevada	72 63	250	H	Alcorn St.	66 63								
325	H	New Mexico St.	51 48	128	H	UC Davis	57 62								

Non-Div I Games: Hawaii Hilo 60 51

Hawaii

■ Loss,
 ■ Non-Conf, S Site,
 ■ Home
 ■ Away
 N Neutral

Average RPI Win:	209	WON-LOST	WINNING	LAST 12	STRENGTH OF	OPP. STRENGTH	TEAM	ADJ.	CONF.	ADJ CONF.
Average RPI Loss:	141	RECORD	PCT. RANK	GAMES	SCHEDULE	OF SCHEDULE	RPI	RPI	RPI	RPI
DIV. I ONLY	14- 9	106	9- 3	171	200	144	144	26	26	
DIV. I NON-CONF.	5- 6	191	0- 0	147	56	116	116	29	29	
TOTALS	RPI 1-25	RPI 26-50	W-L RECORDS	RPI 51-100	RPI 101-150	RPI 150+				
14- 9	0- 1	0- 1	OVERALL	2- 2	2- 1	10- 4				
8- 3	0- 0	0- 0	HOME	1- 0	0- 1	7- 2				
5- 3	0- 1	0- 1	AWAY	1- 0	1- 0	3- 1				
1- 3	0- 0	0- 0	NEUTRAL	0- 2	1- 0	0- 1				
5- 6	0- 1	0- 1	NON-CONFERENCE	2- 2	1- 0	2- 2				
3- 1	0- 0	0- 0	HOME	1- 0	0- 0	2- 1				
1- 2	0- 1	0- 1	AWAY	1- 0	0- 0	0- 0				
1- 3	0- 0	0- 0	NEUTRAL	0- 2	1- 0	0- 1				
9- 3	0- 0	0- 0	CONFERENCE	0- 0	1- 1	8- 2				
5- 2	0- 0	0- 0	HOME	0- 0	0- 1	5- 1				
4- 1	0- 0	0- 0	AWAY	0- 0	1- 0	3- 1				
0- 0	0- 0	0- 0	NEUTRAL	0- 0	0- 0	0- 0				

RPI S	Opponent	Score	RPI S	Opponent	Score	RPI S	Opponent	Score	RPI S	Opponent	Score	Team's RPI: 144
25	A Vanderbilt	54 70	47	A Virginia	41 67	76	N Central Ark.	56 69	102	A Liberty	73 69	
						79	A VCU	82 67	102	H Liberty	65 73	
						87	N Cincinnati	40 62	148	N UMBC	62 51	
						97	H Davidson	82 69	171	H Pittsburgh	82 75	
									194	A Radford	81 65	
									194	H Radford	61 66	
									208	A Campbell	68 89	
									208	H Campbell	77 65	
									212	H Charleston So.	84 58	
									213	N Georgia St.	68 79	
									230	A Winthrop	58 53	
									256	A Presbyterian	63 51	
									286	H Coastal Caro.	80 65	
									288	H Longwood	73 51	
									321	H Mercer	67 75	
									322	H Gardner-Webb	63 41	
									329	H UNC Asheville	89 49	
LAST 12 Division I GAMES:												
208	A Campbell	68 89	286	H Coastal Caro.	80 65							
102	H Liberty	65 73	208	H Campbell	77 65							
194	H Radford	61 66	194	A Radford	81 65							
256	A Presbyterian	63 51	102	A Liberty	73 69							
230	A Winthrop	58 53	322	H Gardner-Webb	63 41							
212	H Charleston So.	84 58	329	H UNC Asheville	89 49							

Non-Div I Games:

High Point

■ Loss,
 ■ Non-Conf, S Site,
 ■ Home
 ■ Away
 N Neutral

Hofstra

Through Games Of Sunday, February 12, 2012

Average RPI Win:	159	WON-LOST	WINNING	LAST 12	STRENGTH OF	OPP. STRENGTH	TEAM	ADJ.	CONF.	ADJ CONF.
Average RPI Loss:	61	RECORD	PCT. RANK	GAMES	SCHEDULE	OF SCHEDULE	RPI	RPI	RPI	RPI
DIV. I ONLY	17- 7	60	8- 4	106	47	58	58	7	7	
DIV. I NON-CONF.	8- 3	73	0- 0	36	14	29	29	7	7	
TOTALS	RPI 1-25	RPI 26-50	W-L RECORDS	RPI 51-100	RPI 101-150	RPI 150+				
17- 7	1- 2	1- 2	OVERALL	3- 2	1- 0	11- 1				
8- 3	0- 1	1- 1	HOME	2- 0	0- 0	5- 1				
7- 4	0- 1	0- 1	AWAY	1- 2	1- 0	5- 0				
2- 0	1- 0	0- 0	NEUTRAL	0- 0	0- 0	1- 0				
8- 3	1- 1	1- 1	NON-CONFERENCE	1- 1	1- 0	4- 0				
4- 1	0- 1	1- 0	HOME	1- 0	0- 0	2- 0				
2- 2	0- 0	0- 1	AWAY	0- 1	1- 0	1- 0				
2- 0	1- 0	0- 0	NEUTRAL	0- 0	0- 0	1- 0				
9- 4	0- 1	0- 1	CONFERENCE	2- 1	0- 0	7- 1				
4- 2	0- 0	0- 1	HOME	1- 0	0- 0	3- 1				
5- 2	0- 1	0- 0	AWAY	1- 1	0- 0	4- 0				
0- 0	0- 0	0- 0	NEUTRAL	0- 0	0- 0	0- 0				

RPI 1-25				RPI 26-50				RPI 51-100 Team's RPI: 58				RPI 101+			
RPI	S	Opponent	Score	RPI	S	Opponent	Score	RPI	S	Opponent	Score	RPI	S	Opponent	Score
7	A	Delaware	66 84	27	H	James Madison	63 81	52	H	Marist	71 69	125	A	Eastern Wash.	90 69
10	N	Kansas St.	64 54	29	H	St. John's (NY)	93 82	79	A	VCU	60 76	157	N	Drake	70 60
24	H	Princeton	69 74	34	A	Gonzaga	88 101	83	A	Hartford	59 61	162	H	Seton Hall	94 74
								92	A	Drexel	68 61	170	A	Old Dominion	81 68
								92	H	Drexel	76 65	170	H	Old Dominion	79 81
												193	A	George Mason	82 70
												206	H	Central Conn. St.	67 60
												210	A	William & Mary	100 97
												210	H	William & Mary	82 75
												213	A	Georgia St.	86 71
												213	H	Georgia St.	80 67
												244	H	Northeastern	72 66
												324	A	Saint Peter's	66 52
LAST 12 Division I GAMES:															
193	A	George Mason	82 70	244	H	Northeastern	72 66								
79	A	VCU	60 76	27	H	James Madison	63 81								
170	H	Old Dominion	79 81	170	A	Old Dominion	81 68								
210	H	William & Mary	82 75	213	H	Georgia St.	80 67								
92	A	Drexel	68 61	210	A	William & Mary	100 97								
7	A	Delaware	66 84	92	H	Drexel	76 65								

Non-Div I Games:

Hofstra

■ Loss,
 ■ Non-Conf,
 ■ S Site,
 ■ H Home
 ■ A Away
 N Neutral

Holy Cross

Through Games Of Sunday, February 12, 2012

Average RPI Win:	227	WON-LOST	WINNING	LAST 12	STRENGTH OF	OPP. STRENGTH	TEAM	ADJ.	CONF.	ADJ CONF.
Average RPI Loss:	156	RECORD	PCT. RANK	GAMES	SCHEDULE	OF SCHEDULE	RPI	RPI	RPI	RPI
DIV. I ONLY	13- 12	159	6- 6	179	221	160	160	28	28	
DIV. I NON-CONF.	9- 6	117	2- 0	170	125	143	143	31	31	
TOTALS	RPI 1-25	RPI 26-50	W-L RECORDS	RPI 51-100	RPI 101-150	RPI 150+				
13- 12	0- 2	0- 0	OVERALL	1- 1	0- 2	12- 7				
7- 4	0- 0	0- 0	HOME	1- 0	0- 1	6- 3				
5- 8	0- 1	0- 0	AWAY	0- 1	0- 1	5- 4				
1- 0	0- 0	0- 0	NEUTRAL	0- 0	0- 0	1- 0				
9- 6	0- 2	0- 0	NON-CONFERENCE	1- 1	0- 0	8- 3				
5- 1	0- 0	0- 0	HOME	1- 0	0- 0	4- 1				
3- 5	0- 2	0- 0	AWAY	0- 1	0- 0	3- 2				
1- 0	0- 0	0- 0	NEUTRAL	0- 0	0- 0	1- 0				
4- 6	0- 0	0- 0	CONFERENCE	0- 0	0- 2	4- 4				
2- 3	0- 0	0- 0	HOME	0- 0	0- 1	2- 2				
2- 3	0- 0	0- 0	AWAY	0- 0	0- 1	2- 2				
0- 0	0- 0	0- 0	NEUTRAL	0- 0	0- 0	0- 0				

RPI 1-25				RPI 26-50				RPI 51-100				RPI 101+ Team's RPI: 160			
RPI	S	Opponent	Score	RPI	S	Opponent	Score	RPI	S	Opponent	Score	RPI	S	Opponent	Score
2	A	Connecticut	37 77					62	H	Quinnipiac	80 70	139	A	American	47 67
11	A	Miami (FL)	49 89					93	A	Yale	71 76	139	H	American	58 61
												152	A	Harvard	73 68
												180	A	Lehigh	60 75
												180	H	Lehigh	73 75
												186	A	Brown	81 74
												188	A	Navy	55 38
												188	H	Navy	56 73
												191	A	New Hampshire	61 50
												199	A	Boston College	58 67
												206	A	Central Conn. St.	54 63
												221	H	Fordham	43 54
												222	H	Bryant	82 62
												229	H	Massachusetts	76 64
												244	H	Northeastern	70 68
												264	H	Army	62 59
												267	N	Morgan St.	73 66
												300	H	Dartmouth	65 63
												306	A	Lafayette	75 61
												314	A	Colgate	69 74
												337	H	Bucknell	70 53
LAST 12 Division I GAMES:															
139	A	American	47 67	306	A	Lafayette	75 61								
188	H	Navy	56 73	186	A	Brown	81 74								
180	H	Lehigh	73 75	139	H	American	58 61								
314	A	Colgate	69 74	188	A	Navy	55 38								
264	H	Army	62 59	180	A	Lehigh	60 75								
337	H	Bucknell	70 53	300	H	Dartmouth	65 63								

Non-Div I Games:

Holy Cross

■ Loss,
 ■ Non-Conf,
 ■ S Site,
 ■ H Home
 ■ A Away
 N Neutral

Average RPI Win: 280	WON-LOST	WINNING	LAST 12	STRENGTH OF	OPP. STRENGTH	TEAM	ADJ.	CONF.	ADJ CONF.
Average RPI Loss: 155	RECORD	PCT. RANK	GAMES	SCHEDULE	OF SCHEDULE	RPI	RPI	RPI	RPI
DIV. I ONLY	2- 21	336	1- 11	134	194	317	317	11	11
DIV. I NON-CONF.	1- 11	334	0- 1	237	207	329	329	17	17

TOTALS	RPI 1-25	RPI 26-50	W-L RECORDS	RPI 51-100	RPI 101-150	RPI 150+			
2- 21	0- 0	0- 2	OVERALL	0- 6	0- 2	2- 11			
1- 13	0- 0	0- 1	HOME	0- 3	0- 2	1- 7			
1- 8	0- 0	0- 1	AWAY	0- 3	0- 0	1- 4			
0- 0	0- 0	0- 0	NEUTRAL	0- 0	0- 0	0- 0			
1- 11	0- 0	0- 1	NON-CONFERENCE	0- 3	0- 2	1- 5			
1- 7	0- 0	0- 0	HOME	0- 2	0- 2	1- 3			
0- 4	0- 0	0- 1	AWAY	0- 1	0- 0	0- 2			
0- 0	0- 0	0- 0	NEUTRAL	0- 0	0- 0	0- 0			
1- 10	0- 0	0- 1	CONFERENCE	0- 3	0- 0	1- 6			
0- 6	0- 0	0- 1	HOME	0- 1	0- 0	0- 4			
1- 4	0- 0	0- 0	AWAY	0- 2	0- 0	1- 2			
0- 0	0- 0	0- 0	NEUTRAL	0- 0	0- 0	0- 0			

RPI 1-25				RPI 26-50				RPI 51-100				RPI 101+				Team's RPI: 317	
RPI	S	Opponent	Score	RPI	S	Opponent	Score	RPI	S	Opponent	Score	RPI	S	Opponent	Score		
				26	A	Georgetown	36 66	54	H	Texas Tech	58 88	109	H	McNeese St.	59 72		
				45	H	Tulane	51 71	57	A	UTEP	43 87	119	H	Oral Roberts	60 76		
								93	H	Yale	62 80	178	H	Louisiana Tech	53 79		
								94	A	Memphis	41 69	181	H	Marshall	41 65		
								98	A	Washington	60 85	185	H	TCU	35 80		
								99	H	UAB	43 67	190	A	Tulsa	53 67		
												190	H	Tulsa	48 77		
												198	A	SMU	61 76		
												198	H	SMU	50 63		
												211	H	Rice	50 58		
												218	A	Southern Miss.	56 49		
												303	A	New Mexico	44 70		
												304	A	UTSA	59 70		
												325	H	New Mexico St.	62 63		
												341	H	Houston Baptist	83 60		
LAST 12 Division I GAMES:																	
				94	A	Memphis	41 69	190	H	Tulsa	48 77						
				45	H	Tulane	51 71	99	H	UAB	43 67						
				190	A	Tulsa	53 67	198	A	SMU	61 76						
				198	H	SMU	50 63	218	A	Southern Miss.	56 49						
				211	H	Rice	50 58	181	H	Marshall	41 65						
				57	A	UTEP	43 87	303	A	New Mexico	44 70						

Non-Div I Games:

Houston

■ Loss,
 ■ Non-Conf,
 ■ S Site,
 ■ H Home
 ■ A Away
 N Neutral

Average RPI Win:	0	WON-LOST	WINNING	LAST 12	STRENGTH OF	OPP. STRENGTH	TEAM	ADJ.	CONF.	ADJ CONF.
Average RPI Loss:	228	RECORD	PCT. RANK	GAMES	SCHEDULE	OF SCHEDULE	RPI	RPI	RPI	RPI
DIV. I ONLY	0- 20	341	0- 11	324	337	341	341	33	33	
DIV. I NON-CONF.	0- 16	337	0- 7	282	328	340	340	33	33	
TOTALS	RPI 1-25	RPI 26-50	W-L RECORDS	RPI 51-100	RPI 101-150	RPI 150+				
0- 20	0- 0	0- 1	OVERALL	0- 1	0- 0	0- 18				
0- 10	0- 0	0- 0	HOME	0- 0	0- 0	0- 10				
0- 9	0- 0	0- 1	AWAY	0- 1	0- 0	0- 7				
0- 1	0- 0	0- 0	NEUTRAL	0- 0	0- 0	0- 1				
0- 16	0- 0	0- 1	NON-CONFERENCE	0- 1	0- 0	0- 14				
0- 7	0- 0	0- 0	HOME	0- 0	0- 0	0- 7				
0- 8	0- 0	0- 1	AWAY	0- 1	0- 0	0- 6				
0- 1	0- 0	0- 0	NEUTRAL	0- 0	0- 0	0- 1				
0- 4	0- 0	0- 0	CONFERENCE	0- 0	0- 0	0- 4				
0- 3	0- 0	0- 0	HOME	0- 0	0- 0	0- 3				
0- 1	0- 0	0- 0	AWAY	0- 0	0- 0	0- 1				
0- 0	0- 0	0- 0	NEUTRAL	0- 0	0- 0	0- 0				

RPI S	Opponent	Score	RPI S	Opponent	Score	RPI S	Opponent	Score	RPI S	Opponent	Score	Team's RPI: 341
48	A Iowa St.	33 73	57	A UTEP	53 82	153	A UMKC	45 92				
						155	H Stephen F. Austin	39 53				
						161	H Lamar	40 73				
						164	H Sam Houston St.	51 69				
						188	A Navy	31 67				
						209	N George Washington	44 80				
						211	A Rice	42 75				
						240	A North Dakota	34 93				
						241	A Texas St.	61 86				
						246	H Tex.-Pan American	41 55				
						269	H Vermont	47 60				
						290	A Texas-Arlington	61 78				
						303	H New Mexico	38 65				
						317	A Houston	60 83				
						319	H NJIT	52 69				
						320	H A&M-Corpus Christi	45 65				
						326	H Chicago St.	66 79				
						333	H Texas Southern	44 54				
LAST 12 Division I GAMES:												
333	H Texas Southern	44 54	290	A Texas-Arlington	61 78							
240	A North Dakota	34 93	241	A Texas St.	61 86							
246	H Tex.-Pan American	41 55	161	H Lamar	40 73							
326	H Chicago St.	66 79	303	H New Mexico	38 65							
319	H NJIT	52 69	317	A Houston	60 83							
164	H Sam Houston St.	51 69	209	N George Washington	44 80							

Non-Div I Games: Huston-Tillotson 87 70

Houston Baptist

Average RPI Win: 223	WON-LOST	WINNING	LAST 12	STRENGTH OF	OPP. STRENGTH	TEAM	ADJ.	CONF.	ADJ CONF.
Average RPI Loss: 81	RECORD	PCT. RANK	GAMES	SCHEDULE	OF SCHEDULE	RPI	RPI	RPI	RPI
DIV. I ONLY	18- 7	52	10- 2	161	197	67	67	27	27
DIV. I NON-CONF.	8- 5	106	2- 0	75	67	35	35	24	24
TOTALS	RPI 1-25	RPI 26-50	W-L RECORDS	RPI 51-100	RPI 101-150	RPI 150+			
18- 7	0- 2	0- 1	OVERALL	1- 2	2- 0	15- 2			
8- 1	0- 0	0- 0	HOME	0- 1	1- 0	7- 0			
9- 6	0- 2	0- 1	AWAY	1- 1	0- 0	8- 2			
1- 0	0- 0	0- 0	NEUTRAL	0- 0	1- 0	0- 0			
8- 5	0- 2	0- 1	NON-CONFERENCE	1- 0	1- 0	6- 2			
3- 0	0- 0	0- 0	HOME	0- 0	0- 0	3- 0			
4- 5	0- 2	0- 1	AWAY	1- 0	0- 0	3- 2			
1- 0	0- 0	0- 0	NEUTRAL	0- 0	1- 0	0- 0			
10- 2	0- 0	0- 0	CONFERENCE	0- 2	1- 0	9- 0			
5- 1	0- 0	0- 0	HOME	0- 1	1- 0	4- 0			
5- 1	0- 0	0- 0	AWAY	0- 1	0- 0	5- 0			
0- 0	0- 0	0- 0	NEUTRAL	0- 0	0- 0	0- 0			

RPI	S	Opponent	Score	RPI	S	Opponent	Score	RPI	S	Opponent	Score	RPI	S	Opponent	Score
1	A	Baylor	28 82	29	A	St. John's (NY)	48 63	77	A	Hampton	40 63	127	N	Detroit	60 58
14	A	Ohio St.	50 73					77	H	Hampton	39 52	138	H	Coppin St.	63 52
								81	A	Wake Forest	63 59	151	H	Florida A&M	68 61
												162	A	Seton Hall	63 44
												175	A	Loyola Maryland	56 62
												188	H	Navy	60 50
												197	A	Akron	63 64
												205	A	Mt. St. Mary's	67 55
												207	A	Fairleigh Dickinson	66 56
												214	H	Buffalo	81 57
												223	A	South Carolina St.	69 46
												227	A	Md.-East. Shore	49 36
												267	A	Morgan St.	64 55
												272	A	Norfolk St.	73 50
												273	H	N.C. A&T	65 57
												284	A	Savannah St.	64 51
												319	H	NJIT	58 31
												332	H	Delaware St.	59 49
												342	H	N.C. Central	67 26
LAST 12 Division I GAMES:															
151	H	Florida A&M	68 61	342	H	N.C. Central	67 26								
267	A	Morgan St.	64 55	273	H	N.C. A&T	65 57								
227	A	Md.-East. Shore	49 36	272	A	Norfolk St.	73 50								
223	A	South Carolina St.	69 46	77	A	Hampton	40 63								
284	A	Savannah St.	64 51	319	H	NJIT	58 31								
77	H	Hampton	39 52	205	A	Mt. St. Mary's	67 55								

Non-Div I Games:

Howard

Average RPI Win: 214	WON-LOST	WINNING	LAST 12	STRENGTH OF	OPP. STRENGTH	TEAM	ADJ.	CONF.	ADJ CONF.
Average RPI Loss: 167	RECORD	PCT. RANK	GAMES	SCHEDULE	OF SCHEDULE	RPI	RPI	RPI	RPI
DIV. I ONLY	7- 17	274	4- 8	222	190	287	287	18	18
DIV. I NON-CONF.	2- 8	292	1- 0	149	186	259	259	11	11
TOTALS	RPI 1-25	RPI 26-50	W-L RECORDS	RPI 51-100	RPI 101-150	RPI 150+			
7- 17	0- 1	0- 0	OVERALL	0- 5	1- 2	6- 9			
6- 6	0- 0	0- 0	HOME	0- 2	1- 0	5- 4			
1- 11	0- 1	0- 0	AWAY	0- 3	0- 2	1- 5			
0- 0	0- 0	0- 0	NEUTRAL	0- 0	0- 0	0- 0			
2- 8	0- 1	0- 0	NON-CONFERENCE	0- 3	0- 1	2- 3			
2- 3	0- 0	0- 0	HOME	0- 1	0- 0	2- 2			
0- 5	0- 1	0- 0	AWAY	0- 2	0- 1	0- 1			
0- 0	0- 0	0- 0	NEUTRAL	0- 0	0- 0	0- 0			
5- 9	0- 0	0- 0	CONFERENCE	0- 2	1- 1	4- 6			
4- 3	0- 0	0- 0	HOME	0- 1	1- 0	3- 2			
1- 6	0- 0	0- 0	AWAY	0- 1	0- 1	1- 4			
0- 0	0- 0	0- 0	NEUTRAL	0- 0	0- 0	0- 0			

RPI 1-25				RPI 26-50				RPI 51-100				RPI 101+ Team's RPI: 287			
RPI	S	Opponent	Score	RPI	S	Opponent	Score	RPI	S	Opponent	Score	RPI	S	Opponent	Score
22	A	Purdue	36 73					60	A	South Dakota St.	58 81	101	H	South Dakota	65 63
								60	H	South Dakota St.	66 76	119	A	Oral Roberts	62 102
								74	A	Michigan St.	56 62	127	A	Detroit	60 90
								77	H	Hampton	62 79	153	H	UMKC	82 76
								87	A	Cincinnati	42 74	195	H	SIU Edwardsville	57 72
												224	H	Butler	68 60
												226	A	Oakland	52 45
												226	H	Oakland	47 67
												234	H	Youngstown St.	81 91
												242	A	Western Ill.	75 81
												242	H	Western Ill.	73 54
												247	A	North Dakota St.	70 77
												247	H	North Dakota St.	50 64
												266	A	IUPUI	62 76
												266	H	IUPUI	59 50
												276	A	Valparaiso	43 64
												281	A	Southern Utah	68 80
												288	H	Longwood	73 54
LAST 12 Division I GAMES:															
226	A	Oakland	52 45	281	A	Southern Utah	68 80								
242	A	Western Ill.	75 81	288	H	Longwood	73 54								
266	A	IUPUI	62 76	226	H	Oakland	47 67								
247	H	North Dakota St.	50 64	266	H	IUPUI	59 50								
60	H	South Dakota St.	66 76	242	H	Western Ill.	73 54								
119	A	Oral Roberts	62 102	60	A	South Dakota St.	58 81								

Non-Div I Games: Grace (IN) 71 54

IPFW

■ Loss,
 ■ Non-Conf,
 ■ S Site,
 ■ H Home
 ■ A Away
 N Neutral

Average RPI Win: 228	WON-LOST	WINNING	LAST 12	STRENGTH OF	OPP. STRENGTH	TEAM	ADJ.	CONF.	ADJ CONF.
Average RPI Loss: 166	RECORD	PCT. RANK	GAMES	SCHEDULE	OF SCHEDULE	RPI	RPI	RPI	RPI
DIV. I ONLY	9- 14	235	5- 6	290	154	266	266	18	18
DIV. I NON-CONF.	3- 7	262	0- 0	211	121	227	227	11	11
TOTALS	RPI 1-25	RPI 26-50	W-L RECORDS	RPI 51-100	RPI 101-150	RPI 150+			
9- 14	0- 1	0- 1	OVERALL	0- 1	1- 3	8- 8			
6- 4	0- 0	0- 0	HOME	0- 1	1- 1	5- 2			
1- 10	0- 1	0- 1	AWAY	0- 0	0- 2	1- 6			
2- 0	0- 0	0- 0	NEUTRAL	0- 0	0- 0	2- 0			
3- 7	0- 1	0- 1	NON-CONFERENCE	0- 0	0- 2	3- 3			
1- 2	0- 0	0- 0	HOME	0- 0	0- 1	1- 1			
0- 5	0- 1	0- 1	AWAY	0- 0	0- 1	0- 2			
2- 0	0- 0	0- 0	NEUTRAL	0- 0	0- 0	2- 0			
6- 7	0- 0	0- 0	CONFERENCE	0- 1	1- 1	5- 5			
5- 2	0- 0	0- 0	HOME	0- 1	1- 0	4- 1			
1- 5	0- 0	0- 0	AWAY	0- 0	0- 1	1- 4			
0- 0	0- 0	0- 0	NEUTRAL	0- 0	0- 0	0- 0			

RPI 1-25				RPI 26-50				RPI 51-100				RPI 101+ Team's RPI: 266			
RPI	S	Opponent	Score	RPI	S	Opponent	Score	RPI	S	Opponent	Score	RPI	S	Opponent	Score
22	A	Purdue	45 75	35	A	Kansas	50 71	60	H	South Dakota St.	63 74	101	A	South Dakota	65 73
												104	H	Eastern Ill.	49 64
												119	H	Oral Roberts	72 48
												123	A	Indiana St.	40 65
												153	A	UMKC	55 63
												156	N	Fla. Atlantic	74 64
												161	N	Lamar	61 34
												200	H	Indiana	64 65
												224	A	Butler	50 58
												226	A	Oakland	50 54
												226	H	Oakland	64 61
												242	A	Western Ill.	68 64
												242	H	Western Ill.	60 65
												247	H	North Dakota St.	49 39
												260	A	Southern Ill.	63 77
												281	A	Southern Utah	48 58
												281	H	Southern Utah	56 49
												287	A	IPFW	50 59
												287	H	IPFW	76 62
												336	H	St. Francis (NY)	75 56
LAST 12 Division I GAMES:															
281	A	Southern Utah	48 58	281	H	Southern Utah	56 49								
226	H	Oakland	64 61	119	H	Oral Roberts	72 48								
287	H	IPFW	76 62	287	A	IPFW	50 59								
242	A	Western Ill.	68 64	226	A	Oakland	50 54								
101	A	South Dakota	65 73	242	H	Western Ill.	60 65								
153	A	UMKC	55 63	224	A	Butler	50 58								

Non-Div I Games: Marygrove 82 43 Trine 79 24

IUPUI

Loss, Non-Conf, S Site, H Home A Away N Neutral

Idaho

Through Games Of Sunday, February 12, 2012				STRENGTH OF	OPP. STRENGTH	TEAM	ADJ.	CONF.	ADJ CONF.
Average RPI Win: 272	WON-LOST	WINNING	LAST 12	SCHEDULE	OF SCHEDULE	RPI	RPI	RPI	RPI
Average RPI Loss: 175	RECORD	PCT. RANK	GAMES						
DIV. I ONLY	6- 17	288	3- 9	224	260	298	298	25	25
DIV. I NON-CONF.	3- 11	289	0- 3	148	284	270	270	23	23
TOTALS	RPI 1-25	RPI 26-50	W-L RECORDS	RPI 51-100	RPI 101-150	RPI 150+			
6- 17	0- 0	0- 1	OVERALL	0- 2	0- 5	6- 9			
2- 9	0- 0	0- 1	HOME	0- 2	0- 2	2- 4			
2- 6	0- 0	0- 0	AWAY	0- 0	0- 2	2- 4			
2- 2	0- 0	0- 0	NEUTRAL	0- 0	0- 1	2- 1			
3- 11	0- 0	0- 1	NON-CONFERENCE	0- 1	0- 4	3- 5			
1- 5	0- 0	0- 1	HOME	0- 1	0- 1	1- 2			
0- 4	0- 0	0- 0	AWAY	0- 0	0- 2	0- 2			
2- 2	0- 0	0- 0	NEUTRAL	0- 0	0- 1	2- 1			
3- 6	0- 0	0- 0	CONFERENCE	0- 1	0- 1	3- 4			
1- 4	0- 0	0- 0	HOME	0- 1	0- 1	1- 2			
2- 2	0- 0	0- 0	AWAY	0- 0	0- 0	2- 2			
0- 0	0- 0	0- 0	NEUTRAL	0- 0	0- 0	0- 0			

RPI 1-25				RPI 26-50				RPI 51-100				RPI 101+				Team's RPI: 298	
RPI	S	Opponent	Score	RPI	S	Opponent	Score	RPI	S	Opponent	Score	RPI	S	Opponent	Score		
				34	H	Gonzaga	42 91	63	H	Fresno St.	49 72	115	A	Colorado	59 68		
								98	H	Washington	49 66	122	N	Pepperdine	48 57		
												125	A	Eastern Wash.	61 76		
												137	H	Utah St.	70 78		
												140	H	Seattle	72 80		
												169	A	Montana	57 64		
												178	A	Louisiana Tech	54 66		
												178	H	Louisiana Tech	57 61		
												218	N	Southern Miss.	62 63		
												240	A	North Dakota	54 84		
												240	H	North Dakota	68 78		
												240	N	North Dakota	53 50		
												245	H	Wyoming	65 59		
												262	A	Hawaii	69 61		
												271	A	San Jose St.	67 63		
												289	N	Morehead St.	71 45		
												292	H	Nevada	70 76		
												295	H	UC Riverside	57 70		
												325	A	New Mexico St.	47 61		
												325	H	New Mexico St.	62 59		
LAST 12 Division I GAMES:																	
				178	H	Louisiana Tech	57 61	63	H	Fresno St.	49 72						
				325	H	New Mexico St.	62 59	325	A	New Mexico St.	47 61						
				271	A	San Jose St.	67 63	178	A	Louisiana Tech	54 66						
				262	A	Hawaii	69 61	140	H	Seattle	72 80						
				137	H	Utah St.	70 78	240	H	North Dakota	68 78						
				292	H	Nevada	70 76	218	N	Southern Miss.	62 63						

Non-Div I Games: Carroll (MT) 63 40 Corban 77 74

Idaho

Loss, Non-Conf, S Site, H Home A Away N Neutral

Average RPI Win:	205	WON-LOST	WINNING	LAST 12	STRENGTH OF	OPP. STRENGTH	TEAM	ADJ.	CONF.	ADJ CONF.
Average RPI Loss:	127	RECORD	PCT. RANK	GAMES	SCHEDULE	OF SCHEDULE	RPI	RPI	RPI	RPI
DIV. I ONLY	17- 6	43	11- 1	105	248	64	64	16	16	
DIV. I NON-CONF.	6- 5	140	0- 0	39	305	39	39	12	12	
TOTALS	RPI 1-25	RPI 26-50	W-L RECORDS	RPI 51-100	RPI 101-150	RPI 150+				
17- 6	0- 0	0- 1	OVERALL	2- 1	4- 3	11- 1				
7- 2	0- 0	0- 0	HOME	0- 0	2- 2	5- 0				
7- 3	0- 0	0- 0	AWAY	0- 1	2- 1	5- 1				
3- 1	0- 0	0- 1	NEUTRAL	2- 0	0- 0	1- 0				
6- 5	0- 0	0- 1	NON-CONFERENCE	2- 1	1- 2	3- 1				
2- 1	0- 0	0- 0	HOME	0- 0	1- 1	1- 0				
1- 3	0- 0	0- 0	AWAY	0- 1	0- 1	1- 1				
3- 1	0- 0	0- 1	NEUTRAL	2- 0	0- 0	1- 0				
11- 1	0- 0	0- 0	CONFERENCE	0- 0	3- 1	8- 0				
5- 1	0- 0	0- 0	HOME	0- 0	1- 1	4- 0				
6- 0	0- 0	0- 0	AWAY	0- 0	2- 0	4- 0				
0- 0	0- 0	0- 0	NEUTRAL	0- 0	0- 0	0- 0				

RPI 1-25			RPI 26-50			RPI 51-100			Team's RPI: 64			RPI 101+			
RPI	S	Opponent	Score	RPI	S	Opponent	Score	RPI	S	Opponent	Score	RPI	S	Opponent	Score
45	N	Tulane	37 45	57	A	UTEP	63 79	101	H	South Dakota	54 66				
				69	N	Chattanooga	65 62	124	A	Utah	31 56				
				96	N	South Fla.	76 63	134	A	Montana St.	59 58				
								134	H	Montana St.	67 79				
								137	H	Utah St.	67 65				
								146	A	Northern Colo.	64 50				
								146	H	Northern Colo.	57 52				
								169	A	Montana	58 51				
								169	H	Montana	54 48				
								184	A	Portland St.	70 59				
								184	H	Portland St.	78 63				
								238	H	Boise St.	84 75				
								277	A	Northern Ariz.	49 44				
								277	H	Northern Ariz.	62 54				
								278	H	Sacramento St.	78 57				
								302	A	Utah Valley	59 68				
								318	N	Jackson St.	47 36				
								325	A	New Mexico St.	59 42				
								335	A	Weber St.	54 52				
LAST 12 Division I GAMES:															
184	A	Portland St.	70 59	277	A	Northern Ariz.	49 44								
277	H	Northern Ariz.	62 54	184	H	Portland St.	78 63								
169	H	Montana	54 48	278	H	Sacramento St.	78 57								
134	H	Montana St.	67 79	169	A	Montana	58 51								
335	A	Weber St.	54 52	134	A	Montana St.	59 58								
146	A	Northern Colo.	64 50	146	H	Northern Colo.	57 52								

Non-Div I Games: Okla. Panhandle 90 48 Great Falls 86 42

Idaho St.

Loss, Non-Conf, S Site, H Home A Away N Neutral

Ill.-Chicago

Average RPI Win: **218**
 Average RPI Loss: **150**

WON-LOST
 RECORD

WINNING
 PCT. RANK

LAST 12
 GAMES

Through Games Of Sunday, February 12, 2012

STRENGTH OF
 SCHEDULE

OPP. STRENGTH
 OF SCHEDULE

TEAM
 RPI

ADJ.
 RPI

CONF.
 RPI

ADJ CONF.
 RPI

DIV. I ONLY	13- 9	119	8- 4	184	232	142	142	13	13
DIV. I NON-CONF.	5- 4	135	0- 0	192	243	135	135	18	18
TOTALS	RPI 1-25	RPI 26-50	W-L RECORDS	RPI 51-100	RPI 101-150	RPI 150+			
13- 9	0- 1	0- 0	OVERALL	0- 1	2- 4	11- 3			
9- 2	0- 0	0- 0	HOME	0- 0	2- 2	7- 0			
4- 7	0- 1	0- 0	AWAY	0- 1	0- 2	4- 3			
0- 0	0- 0	0- 0	NEUTRAL	0- 0	0- 0	0- 0			
5- 4	0- 0	0- 0	NON-CONFERENCE	0- 1	1- 1	4- 2			
4- 1	0- 0	0- 0	HOME	0- 0	1- 1	3- 0			
1- 3	0- 0	0- 0	AWAY	0- 1	0- 0	1- 2			
0- 0	0- 0	0- 0	NEUTRAL	0- 0	0- 0	0- 0			
8- 5	0- 1	0- 0	CONFERENCE	0- 0	1- 3	7- 1			
5- 1	0- 0	0- 0	HOME	0- 0	1- 1	4- 0			
3- 4	0- 1	0- 0	AWAY	0- 0	0- 2	3- 1			
0- 0	0- 0	0- 0	NEUTRAL	0- 0	0- 0	0- 0			

RPI 1-25				RPI 26-50				RPI 51-100				RPI 101+ Team's RPI: 142			
RPI	S	Opponent	Score	RPI	S	Opponent	Score	RPI	S	Opponent	Score	RPI	S	Opponent	Score
23	A	Green Bay	63 80					84	A	Illinois St.	56 77	104	H	Eastern Ill.	66 50
												123	H	Indiana St.	59 75
												127	A	Detroit	57 62
												127	H	Detroit	66 59
												147	A	Wright St.	70 80
												147	H	Wright St.	60 62
												157	H	Drake	61 48
												176	A	Northern Ill.	49 47
												195	A	SIU Edwardsville	57 63
												215	A	Loyola Chicago	57 56
												224	H	Butler	77 42
												226	A	Oakland	45 48
												234	A	Youngstown St.	77 68
												234	H	Youngstown St.	70 62
												236	A	Milwaukee	67 41
												252	H	Saint Louis	68 60
												275	A	Cleveland St.	80 83
												275	H	Cleveland St.	72 50
												276	H	Valparaiso	54 43
												323	H	Southeast Mo. St.	69 54
LAST 12 Division I GAMES:															
275	H	Cleveland St.	72 50	224	H	Butler	77 42								
234	H	Youngstown St.	70 62	234	A	Youngstown St.	77 68								
127	A	Detroit	57 62	275	A	Cleveland St.	80 83								
147	A	Wright St.	70 80	147	H	Wright St.	60 62								
215	A	Loyola Chicago	57 56	127	H	Detroit	66 59								
276	H	Valparaiso	54 43	236	A	Milwaukee	67 41								

Non-Div I Games: Roosevelt 78 58 Central Methodist 67 46

Ill.-Chicago

Loss, Non-Conf, S Site, H Home A Away N Neutral

Illinois

Through Games Of Sunday, February 12, 2012

Average RPI Win:	143	WON-LOST	WINNING	LAST 12	STRENGTH OF	OPP. STRENGTH	TEAM	ADJ.	CONF.	ADJ CONF.
Average RPI Loss:	51	RECORD	PCT. RANK	GAMES	SCHEDULE	OF SCHEDULE	RPI	RPI	RPI	RPI
DIV. I ONLY	10- 16	238	4- 8	7	62	80	80	5	5	
DIV. I NON-CONF.	6- 7	181	0- 0	11	90	92	92	3	3	
TOTALS	RPI 1-25	RPI 26-50	W-L RECORDS	RPI 51-100	RPI 101-150	RPI 150+				
10- 16	1- 4	0- 7	OVERALL	3- 2	2- 3	4- 0				
4- 6	1- 1	0- 4	HOME	1- 0	1- 1	1- 0				
5- 6	0- 2	0- 2	AWAY	2- 0	0- 2	3- 0				
1- 4	0- 1	0- 1	NEUTRAL	0- 2	1- 0	0- 0				
6- 7	0- 1	0- 3	NON-CONFERENCE	2- 2	1- 1	3- 0				
2- 1	0- 0	0- 1	HOME	1- 0	0- 0	1- 0				
3- 2	0- 0	0- 1	AWAY	1- 0	0- 1	2- 0				
1- 4	0- 1	0- 1	NEUTRAL	0- 2	1- 0	0- 0				
4- 9	1- 3	0- 4	CONFERENCE	1- 0	1- 2	1- 0				
2- 5	1- 1	0- 3	HOME	0- 0	1- 1	0- 0				
2- 4	0- 2	0- 1	AWAY	1- 0	0- 1	1- 0				
0- 0	0- 0	0- 0	NEUTRAL	0- 0	0- 0	0- 0				

RPI 1-25				RPI 26-50				RPI 51-100				RPI 101+			
RPI	S	Opponent	Score	RPI	S	Opponent	Score	RPI	S	Opponent	Score	RPI	S	Opponent	Score
14	A	Ohio St.	84 96	30	H	Penn St.	65 71	54	N	Texas Tech	64 70	107	A	Northwestern	58 59
14	H	Ohio St.	66 65	31	H	Michigan	50 70	59	N	Arizona St.	50 51	118	A	Oregon	74 77
22	A	Purdue	66 77	32	H	Nebraska	47 67	74	A	Michigan St.	71 62	133	H	Wisconsin	67 70
22	H	Purdue	63 64	33	H	South Carolina	52 71	84	A	Illinois St.	66 56	134	N	Montana St.	68 56
23	N	Green Bay	62 82	41	A	California	56 80	94	H	Memphis	62 54	136	H	Minnesota	72 67
				44	N	Dayton	66 80					200	A	Indiana	61 60
				50	A	Iowa	62 69					201	A	Clemson	61 50
												220	H	Alabama A&M	83 65
												275	A	Cleveland St.	72 42
LAST 12 Division I GAMES:															
200	A	Indiana	61 60	14	A	Ohio St.	84 96								
14	H	Ohio St.	66 65	30	H	Penn St.	65 71								
22	A	Purdue	66 77	107	A	Northwestern	58 59								
136	H	Minnesota	72 67	133	H	Wisconsin	67 70								
32	H	Nebraska	47 67	50	A	Iowa	62 69								
74	A	Michigan St.	71 62	22	H	Purdue	63 64								

Non-Div I Games:

Illinois

Loss, Non-Conf, S Site, H Home A Away N Neutral

Average RPI Win: 177	WON-LOST	WINNING	LAST 12	STRENGTH OF	OPP. STRENGTH	TEAM	ADJ.	CONF.	ADJ CONF.
Average RPI Loss: 78	RECORD	PCT. RANK	GAMES	SCHEDULE	OF SCHEDULE	RPI	RPI	RPI	RPI
DIV. I ONLY	14- 9	106	9- 3	97	88	84	84	10	10
DIV. I NON-CONF.	5- 6	191	0- 0	89	30	80	80	10	10
TOTALS	RPI 1-25	RPI 26-50	W-L RECORDS	RPI 51-100	RPI 101-150	RPI 150+			
14- 9	0- 1	0- 2	OVERALL	2- 2	3- 4	9- 0			
10- 2	0- 1	0- 0	HOME	1- 1	3- 0	6- 0			
3- 7	0- 0	0- 2	AWAY	1- 1	0- 4	2- 0			
1- 0	0- 0	0- 0	NEUTRAL	0- 0	0- 0	1- 0			
5- 6	0- 1	0- 1	NON-CONFERENCE	0- 2	1- 2	4- 0			
3- 2	0- 1	0- 0	HOME	0- 1	1- 0	2- 0			
1- 4	0- 0	0- 1	AWAY	0- 1	0- 2	1- 0			
1- 0	0- 0	0- 0	NEUTRAL	0- 0	0- 0	1- 0			
9- 3	0- 0	0- 1	CONFERENCE	2- 0	2- 2	5- 0			
7- 0	0- 0	0- 0	HOME	1- 0	2- 0	4- 0			
2- 3	0- 0	0- 1	AWAY	1- 0	0- 2	1- 0			
0- 0	0- 0	0- 0	NEUTRAL	0- 0	0- 0	0- 0			

RPI 1-25				RPI 26-50				RPI 51-100				RPI 101+			
RPI	S	Opponent	Score	RPI	S	Opponent	Score	RPI	S	Opponent	Score	RPI	S	Opponent	Score
18	H	DePaul	54 73	31	A	Michigan	59 76	59	A	Arizona St.	54 77	104	A	Eastern Ill.	69 83
				46	A	Missouri St.	68 83	80	H	Illinois	56 66	107	A	Northwestern	62 69
								88	A	Wichita St.	68 59	123	A	Indiana St.	53 67
								100	H	Creighton	79 66	123	H	Indiana St.	78 67
												131	A	UNI	73 79
												131	H	UNI	84 68
												142	H	Ill.-Chicago	77 56
												154	A	Bradley	67 65
												154	H	Bradley	82 63
												157	H	Drake	71 67
												176	H	Northern Ill.	81 62
												216	N	Arkansas St.	78 50
												225	H	Western Ky.	71 45
												258	A	Ball St.	63 52
												260	H	Southern Ill.	75 51
												293	H	Evansville	62 49
LAST 12 Division I GAMES:															
154	H	Bradley	82 63	157	H	Drake	71 67								
131	H	UNI	84 68	131	A	UNI	73 79								
123	H	Indiana St.	78 67	154	A	Bradley	67 65								
46	A	Missouri St.	68 83	123	A	Indiana St.	53 67								
88	A	Wichita St.	68 59	293	H	Evansville	62 49								
100	H	Creighton	79 66	260	H	Southern Ill.	75 51								

Non-Div I Games:

Illinois St.

Indiana

Average RPI Win: **263**Average RPI Loss: **75**

WON-LOST

WINNING

LAST 12

Through Games Of Sunday, February 12, 2012

STRENGTH OF

OPP. STRENGTH

TEAM

ADJ.

CONF.

ADJ CONF.

RECORD

PCT. RANK

GAMES

SCHEDULE

OF SCHEDULE

RPI

RPI

RPI

RPI

DIV. I ONLY

5- 20

310

0- 12

34

83

200

200

5

5

DIV. I NON-CONF.

5- 8

221

0- 0

73

209

251

251

3

3

TOTALS

RPI 1-25

RPI 26-50

W-L RECORDS

RPI 51-100

RPI 101-150

RPI 150+

5- 20

0- 3

0- 5

OVERALL

0- 6

0- 4

5- 2

2- 9

0- 2

0- 1

HOME

0- 4

0- 1

2- 1

2- 10

0- 1

0- 4

AWAY

0- 2

0- 3

2- 0

1- 1

0- 0

0- 0

NEUTRAL

0- 0

0- 0

1- 1

5- 8

0- 1

0- 1

NON-CONFERENCE

0- 3

0- 1

5- 2

2- 3

0- 0

0- 0

HOME

0- 2

0- 0

2- 1

2- 4

0- 1

0- 1

AWAY

0- 1

0- 1

2- 0

1- 1

0- 0

0- 0

NEUTRAL

0- 0

0- 0

1- 1

0- 12

0- 2

0- 4

CONFERENCE

0- 3

0- 3

0- 0

0- 6

0- 2

0- 1

HOME

0- 2

0- 1

0- 0

0- 6

0- 0

0- 3

AWAY

0- 1

0- 2

0- 0

0- 0

0- 0

0- 0

NEUTRAL

0- 0

0- 0

0- 0

RPI 1-25

RPI 26-50

RPI 51-100

RPI 101+

Team's RPI: 200

RPI	S	Opponent	Score
14	H	Ohio St.	55 73
16	A	St. Bonaventure	45 65
22	H	Purdue	60 82

RPI	S	Opponent	Score
30	A	Penn St.	44 76
31	A	Michigan	48 66
32	A	Nebraska	48 62
47	A	Virginia	49 65
50	H	Iowa	64 83

RPI	S	Opponent	Score
56	H	Oklahoma St.	72 83
74	A	Michigan St.	47 67
74	H	Michigan St.	49 63
76	A	Central Ark.	46 58
80	H	Illinois	60 61
82	H	Toledo	58 69

RPI	S	Opponent	Score
107	A	Northwestern	61 68
107	H	Northwestern	61 69
113	A	Miami (OH)	72 77
136	A	Minnesota	43 84
171	N	Pittsburgh	72 77
176	H	Northern Ill.	59 60
182	N	Colorado St.	47 39
253	A	Belmont	63 52
266	A	IUPUI	65 64
294	H	Murray St.	70 67
320	H	A&M-Corpus Christi	80 58

LAST 12 Division I GAMES:

80	H	Illinois	60 61	22	H	Purdue	60 82
50	H	Iowa	64 83	74	A	Michigan St.	47 67
30	A	Penn St.	44 76	107	H	Northwestern	61 69
107	A	Northwestern	61 68	32	A	Nebraska	48 62
14	H	Ohio St.	55 73	136	A	Minnesota	43 84
31	A	Michigan	48 66	74	H	Michigan St.	49 63

Non-Div I Games:

Indiana

Loss, Non-Conf, S Site, H Home A Away N Neutral

Average RPI Win:	188	WON-LOST	WINNING	LAST 12	STRENGTH OF	OPP. STRENGTH	TEAM	ADJ.	CONF.	ADJ CONF.
Average RPI Loss:	106	RECORD	PCT. RANK	GAMES	SCHEDULE	OF SCHEDULE	RPI	RPI	RPI	RPI
DIV. I ONLY	12- 12	167	6- 6	67	126	123	123	10	10	
DIV. I NON-CONF.	6- 6	161	0- 0	52	205	114	114	10	10	
TOTALS	RPI 1-25	RPI 26-50	W-L RECORDS	RPI 51-100	RPI 101-150	RPI 150+				
12- 12	0- 1	0- 2	OVERALL	1- 4	5- 1	6- 4				
9- 3	0- 0	0- 0	HOME	1- 2	3- 0	5- 1				
3- 9	0- 1	0- 2	AWAY	0- 2	2- 1	1- 3				
0- 0	0- 0	0- 0	NEUTRAL	0- 0	0- 0	0- 0				
6- 6	0- 1	0- 1	NON-CONFERENCE	0- 1	3- 1	3- 2				
4- 1	0- 0	0- 0	HOME	0- 1	2- 0	2- 0				
2- 5	0- 1	0- 1	AWAY	0- 0	1- 1	1- 2				
0- 0	0- 0	0- 0	NEUTRAL	0- 0	0- 0	0- 0				
6- 6	0- 0	0- 1	CONFERENCE	1- 3	2- 0	3- 2				
5- 2	0- 0	0- 0	HOME	1- 1	1- 0	3- 1				
1- 4	0- 0	0- 1	AWAY	0- 2	1- 0	0- 1				
0- 0	0- 0	0- 0	NEUTRAL	0- 0	0- 0	0- 0				

RPI 1-25				RPI 26-50				RPI 51-100				RPI 101+ Team's RPI: 123			
RPI	S	Opponent	Score	RPI	S	Opponent	Score	RPI	S	Opponent	Score	RPI	S	Opponent	Score
5	A	Notre Dame	34 99	31	A	Michigan	44 72	69	H	Chattanooga	54 75	104	A	Eastern Ill.	60 75
				46	A	Missouri St.	70 84	84	A	Illinois St.	67 78	120	H	UT Martin	66 55
								84	H	Illinois St.	67 53	127	H	Detroit	64 62
								88	A	Wichita St.	63 74	131	A	UNI	68 62
								100	H	Creighton	62 64	131	H	UNI	71 60
												142	A	Ill.-Chicago	75 59
												154	A	Bradley	58 79
												154	H	Bradley	77 60
												157	H	Drake	59 67
												176	A	Northern Ill.	43 47
												224	H	Butler	49 46
												253	A	Belmont	59 69
												260	H	Southern Ill.	72 66
												266	H	IUPUI	65 40
												293	H	Evansville	73 54
												326	A	Chicago St.	67 59
LAST 12 Division I GAMES:															
131	H	UNI	71 60	100	H	Creighton	62 64								
154	H	Bradley	77 60	154	A	Bradley	58 79								
84	A	Illinois St.	67 78	131	A	UNI	68 62								
88	A	Wichita St.	63 74	84	H	Illinois St.	67 53								
46	A	Missouri St.	70 84	260	H	Southern Ill.	72 66								
157	H	Drake	59 67	293	H	Evansville	73 54								

Non-Div I Games:

Indiana St.

■ Loss,
 ■ Non-Conf, S Site,
 ■ Home
 ■ Away
 N Neutral

Average RPI Win: 255	WON-LOST	WINNING	LAST 12	STRENGTH OF	OPP. STRENGTH	TEAM	ADJ.	CONF.	ADJ CONF.
Average RPI Loss: 154	RECORD	PCT. RANK	GAMES	SCHEDULE	OF SCHEDULE	RPI	RPI	RPI	RPI
DIV. I ONLY	10- 14	221	6- 6	221	238	232	232	22	22
DIV. I NON-CONF.	4- 7	229	0- 0	217	194	218	218	19	19
TOTALS	RPI 1-25	RPI 26-50	W-L RECORDS	RPI 51-100	RPI 101-150	RPI 150+			
10- 14	0- 2	0- 0	OVERALL	0- 2	0- 4	10- 6			
7- 4	0- 1	0- 0	HOME	0- 1	0- 1	7- 1			
3- 10	0- 1	0- 0	AWAY	0- 1	0- 3	3- 5			
0- 0	0- 0	0- 0	NEUTRAL	0- 0	0- 0	0- 0			
4- 7	0- 2	0- 0	NON-CONFERENCE	0- 1	0- 2	4- 2			
3- 1	0- 1	0- 0	HOME	0- 0	0- 0	3- 0			
1- 6	0- 1	0- 0	AWAY	0- 1	0- 2	1- 2			
0- 0	0- 0	0- 0	NEUTRAL	0- 0	0- 0	0- 0			
6- 7	0- 0	0- 0	CONFERENCE	0- 1	0- 2	6- 4			
4- 3	0- 0	0- 0	HOME	0- 1	0- 1	4- 1			
2- 4	0- 0	0- 0	AWAY	0- 0	0- 1	2- 3			
0- 0	0- 0	0- 0	NEUTRAL	0- 0	0- 0	0- 0			

RPI 1-25				RPI 26-50				RPI 51-100				RPI 101+ Team's RPI: 232			
RPI	S	Opponent	Score	RPI	S	Opponent	Score	RPI	S	Opponent	Score	RPI	S	Opponent	Score
13	A	Rutgers	29 62					52	H	Marist	61 73	108	A	Marquette	44 93
20	H	Villanova	47 76					82	A	Toledo	42 54	113	A	Miami (OH)	77 92
												121	A	Fairfield	58 62
												121	H	Fairfield	64 78
												175	A	Loyola Maryland	60 66
												187	H	Manhattan	65 60
												196	A	Canisius	74 85
												196	H	Canisius	77 67
												222	A	Bryant	66 53
												239	A	Niagara	71 61
												239	H	Niagara	55 68
												261	H	Rider	64 50
												263	H	Long Beach St.	78 73
												273	H	N.C. A&T	85 69
												279	A	Siena	59 83
												279	H	Siena	87 71
												309	H	Stony Brook	52 48
												314	A	Colgate	50 75
												320	A	A&M-Corpus Christi	68 77
												324	A	Saint Peter's	71 54
LAST 12 Division I GAMES:															
239	H	Niagara	55 68	324	A	Saint Peter's	71 54								
175	A	Loyola Maryland	60 66	187	H	Manhattan	65 60								
279	A	Siena	59 83	261	H	Rider	64 50								
121	H	Fairfield	64 78	196	A	Canisius	74 85								
52	H	Marist	61 73	239	A	Niagara	71 61								
196	H	Canisius	77 67	279	H	Siena	87 71								

Non-Div I Games:

Iona

Average RPI Win:	127	WON-LOST	WINNING	LAST 12	STRENGTH OF	OPP. STRENGTH	TEAM	ADJ.	CONF.	ADJ CONF.
Average RPI Loss:	48	RECORD	PCT. RANK	GAMES	SCHEDULE	OF SCHEDULE	RPI	RPI	RPI	RPI
DIV. I ONLY	16- 10	104	7- 5	30	25	50	50	5	5	
DIV. I NON-CONF.	8- 5	106	0- 0	51	21	60	60	3	3	
TOTALS	RPI 1-25	RPI 26-50	W-L RECORDS	RPI 51-100	RPI 101-150	RPI 150+				
16- 10	1- 4	1- 4	OVERALL	2- 0	7- 1	5- 1				
12- 2	1- 0	0- 1	HOME	2- 0	5- 1	4- 0				
3- 7	0- 3	0- 3	AWAY	0- 0	2- 0	1- 1				
1- 1	0- 1	1- 0	NEUTRAL	0- 0	0- 0	0- 0				
8- 5	0- 2	1- 1	NON-CONFERENCE	0- 0	3- 1	4- 1				
6- 1	0- 0	0- 0	HOME	0- 0	2- 1	4- 0				
1- 3	0- 1	0- 1	AWAY	0- 0	1- 0	0- 1				
1- 1	0- 1	1- 0	NEUTRAL	0- 0	0- 0	0- 0				
8- 5	1- 2	0- 3	CONFERENCE	2- 0	4- 0	1- 0				
6- 1	1- 0	0- 1	HOME	2- 0	3- 0	0- 0				
2- 4	0- 2	0- 2	AWAY	0- 0	1- 0	1- 0				
0- 0	0- 0	0- 0	NEUTRAL	0- 0	0- 0	0- 0				

RPI S	Opponent	Score	RPI S	Opponent	Score	Team's RPI: 50	RPI S	Opponent	Score	RPI S	Opponent	Score
6 N	Texas A&M	58 74	29 N	St. John's (NY)	60 52		74 H	Michigan St.	74 57	106 H	Albany (NY)	82 60
10 A	Kansas St.	78 81	30 A	Penn St.	52 68		80 H	Illinois	69 62	107 H	Northwestern	86 55
14 A	Ohio St.	71 84	32 A	Nebraska	53 60					131 A	UNI	78 74
22 A	Purdue	55 57	32 H	Nebraska	72 77					132 H	UNLV	59 69
22 H	Purdue	59 42	48 A	Iowa St.	54 62					133 A	Wisconsin	85 79
LAST 12 Division I GAMES:												
			74 H	Michigan St.	74 57		30 A	Penn St.	52 68			
			136 H	Minnesota	75 58		133 H	Wisconsin	69 57			
			200 A	Indiana	83 64		22 A	Purdue	55 57			
			133 A	Wisconsin	85 79		32 H	Nebraska	72 77			
			22 H	Purdue	59 42		80 H	Illinois	69 62			
			32 A	Nebraska	53 60		14 A	Ohio St.	71 84			

Non-Div I Games:

Iowa

Average RPI Win: 145		WON-LOST	WINNING	LAST 12	STRENGTH OF	OPP. STRENGTH	TEAM	ADJ.	CONF.	ADJ CONF.
Average RPI Loss: 27		RECORD	PCT. RANK	GAMES	SCHEDULE	OF SCHEDULE	RPI	RPI	RPI	RPI
DIV. I ONLY		14- 9	106	5- 7	27	15	48	48	1	1
DIV. I NON-CONF.		9- 2	37	0- 0	185	155	132	132	2	2
TOTALS		RPI 1-25	RPI 26-50		W-L RECORDS		RPI 51-100	RPI 101-150	RPI 150+	
14- 9	1- 4	1- 3		OVERALL		3- 2	3- 0	6- 0		
10- 2	0- 2	1- 0		HOME		3- 0	2- 0	4- 0		
3- 6	1- 2	0- 2		AWAY		0- 2	1- 0	1- 0		
1- 1	0- 0	0- 1		NEUTRAL		0- 0	0- 0	1- 0		
9- 2	0- 0	1- 2		NON-CONFERENCE		0- 0	2- 0	6- 0		
7- 0	0- 0	1- 0		HOME		0- 0	2- 0	4- 0		
1- 1	0- 0	0- 1		AWAY		0- 0	0- 0	1- 0		
1- 1	0- 0	0- 1		NEUTRAL		0- 0	0- 0	1- 0		
5- 7	1- 4	0- 1		CONFERENCE		3- 2	1- 0	0- 0		
3- 2	0- 2	0- 0		HOME		3- 0	0- 0	0- 0		
2- 5	1- 2	0- 1		AWAY		0- 2	1- 0	0- 0		
0- 0	0- 0	0- 0		NEUTRAL		0- 0	0- 0	0- 0		

RPI 1-25				RPI 26-50				Team's RPI: 48				RPI 51-100				RPI 101+			
RPI	S	Opponent	Score	RPI	S	Opponent	Score	RPI	S	Opponent	Score	RPI	S	Opponent	Score	RPI	S	Opponent	Score
1	H	Baylor	45 57	30	N	Penn St.	59 66	54	A	Texas Tech	41 51	114	A	Missouri	65 52				
6	A	Texas A&M	64 66	31	A	Michigan	49 56	54	H	Texas Tech	66 49	131	H	UNI	84 57				
6	H	Texas A&M	33 59	35	A	Kansas	67 74	56	H	Oklahoma St.	73 52	150	H	Mississippi Val.	77 47				
10	A	Kansas St.	66 57	50	H	Iowa	62 54	65	A	Texas	60 62	157	A	Drake	71 64				
15	A	Oklahoma	51 80					65	H	Texas	71 56	191	H	New Hampshire	71 57				
												214	H	Buffalo	65 45				
												224	N	Butler	64 44				
												277	H	Northern Ariz.	65 41				
												341	H	Houston Baptist	73 33				
LAST 12 Division I GAMES:																			
				54	A	Texas Tech	41 51	54	H	Texas Tech	66 49								
				114	A	Missouri	65 52	65	A	Texas	60 62								
				65	H	Texas	71 56	6	H	Texas A&M	33 59								
				56	H	Oklahoma St.	73 52	35	A	Kansas	67 74								
				6	A	Texas A&M	64 66	1	H	Baylor	45 57								
				10	A	Kansas St.	66 57	15	A	Oklahoma	51 80								

Non-Div I Games:

Iowa St.

Loss, Non-Conf, S Site, H Home A Away N Neutral

Average RPI Win:	283	WON-LOST	WINNING	LAST 12	STRENGTH OF	OPP. STRENGTH	TEAM	ADJ.	CONF.	ADJ CONF.
Average RPI Loss:	241	RECORD	PCT. RANK	GAMES	SCHEDULE	OF SCHEDULE	RPI	RPI	RPI	RPI
DIV. I ONLY	8- 11	219	6- 6	342	340	318	318	32	32	
DIV. I NON-CONF.	2- 5	266	0- 0	341	309	327	327	15	15	
TOTALS	RPI 1-25	RPI 26-50	W-L RECORDS	RPI 51-100	RPI 101-150	RPI 150+				
8- 11	0- 0	0- 0	OVERALL	0- 1	0- 1	8- 9				
5- 3	0- 0	0- 0	HOME	0- 0	0- 0	5- 3				
3- 7	0- 0	0- 0	AWAY	0- 0	0- 1	3- 6				
0- 1	0- 0	0- 0	NEUTRAL	0- 1	0- 0	0- 0				
2- 5	0- 0	0- 0	NON-CONFERENCE	0- 1	0- 0	2- 4				
1- 0	0- 0	0- 0	HOME	0- 0	0- 0	1- 0				
1- 4	0- 0	0- 0	AWAY	0- 0	0- 0	1- 4				
0- 1	0- 0	0- 0	NEUTRAL	0- 1	0- 0	0- 0				
6- 6	0- 0	0- 0	CONFERENCE	0- 0	0- 1	6- 5				
4- 3	0- 0	0- 0	HOME	0- 0	0- 0	4- 3				
2- 3	0- 0	0- 0	AWAY	0- 0	0- 1	2- 2				
0- 0	0- 0	0- 0	NEUTRAL	0- 0	0- 0	0- 0				

RPI 1-25			RPI 26-50			RPI 51-100			RPI 101+			Team's RPI: 318
RPI	S	Opponent	Score	RPI	S	Opponent	Score	RPI	S	Opponent	Score	
						64 N Idaho St.	36 47	150 A	Mississippi Val.	56 66		
								203 H	Grambling	55 59		
								218 A	Southern Miss.	55 70		
								220 H	Alabama A&M	72 66		
								228 A	Southern U.	49 42		
								228 H	Southern U.	60 65		
								250 A	Alcorn St.	51 53		
								250 H	Alcorn St.	76 55		
								285 H	Tennessee St.	67 43		
								291 A	Prairie View	55 56		
								291 H	Prairie View	48 46		
								305 H	Alabama St.	49 52		
								311 A	Southeastern La.	49 76		
								313 A	Air Force	51 64		
								320 A	A&M-Corpus Christi	61 64		
								328 A	Ark.-Pine Bluff	59 51		
								331 A	Northwestern St.	79 73		
								333 H	Texas Southern	55 38		
LAST 12 Division I GAMES:												
291 A	Prairie View	55 56	333 H	Texas Southern	55 38							
228 H	Southern U.	60 65	291 H	Prairie View	48 46							
250 H	Alcorn St.	76 55	228 A	Southern U.	49 42							
328 A	Ark.-Pine Bluff	59 51	250 A	Alcorn St.	51 53							
150 A	Mississippi Val.	56 66	305 H	Alabama St.	49 52							
203 H	Grambling	55 59	220 H	Alabama A&M	72 66							

Non-Div I Games: Tougaloo 63 54 Tougaloo 62 67

Jackson St.

Loss, Non-Conf, S Site, H Home A Away N Neutral

Jacksonville

Average RPI Win: 299	WON-LOST	WINNING	LAST 12	STRENGTH OF	OPP. STRENGTH	TEAM	ADJ.	CONF.	ADJ CONF.
Average RPI Loss: 173	RECORD	PCT. RANK	GAMES	SCHEDULE	OF SCHEDULE	RPI	RPI	RPI	RPI
DIV. I ONLY	9- 17	257	5- 7	247	324	270	270	30	30
DIV. I NON-CONF.	2- 9	298	0- 0	178	267	235	235	28	28

TOTALS	RPI 1-25	RPI 26-50	W-L RECORDS	RPI 51-100	RPI 101-150	RPI 150+
9- 17	0- 0	0- 0	OVERALL	0- 6	0- 3	9- 8
6- 4	0- 0	0- 0	HOME	0- 2	0- 1	6- 1
3- 12	0- 0	0- 0	AWAY	0- 4	0- 2	3- 6
0- 1	0- 0	0- 0	NEUTRAL	0- 0	0- 0	0- 1
2- 9	0- 0	0- 0	NON-CONFERENCE	0- 4	0- 1	2- 4
2- 2	0- 0	0- 0	HOME	0- 1	0- 0	2- 1
0- 6	0- 0	0- 0	AWAY	0- 3	0- 1	0- 2
0- 1	0- 0	0- 0	NEUTRAL	0- 0	0- 0	0- 1
7- 8	0- 0	0- 0	CONFERENCE	0- 2	0- 2	7- 4
4- 2	0- 0	0- 0	HOME	0- 1	0- 1	4- 0
3- 6	0- 0	0- 0	AWAY	0- 1	0- 1	3- 4
0- 0	0- 0	0- 0	NEUTRAL	0- 0	0- 0	0- 0

RPI 1-25			RPI 26-50			RPI 51-100			RPI 101+			Team's RPI: 270			
RPI	S	Opponent	Score	RPI	S	Opponent	Score	RPI	S	Opponent	Score	RPI	S	Opponent	Score
								66	A	Bowling Green	53 83	130	A	Stetson	86 93
								75	A	Fla. Gulf Coast	51 74	130	H	Stetson	63 73
								75	H	Fla. Gulf Coast	60 70	149	A	FIU	37 63
								77	H	Hampton	55 68	151	H	Florida A&M	59 78
								81	A	Wake Forest	54 83	223	H	South Carolina St.	68 67
								86	A	North Carolina St.	42 80	243	N	East Carolina	64 70
												253	A	Belmont	62 68
												253	H	Belmont	57 50
												255	A	Kennesaw St.	64 78
												280	A	Ga. Southern	46 52
												282	A	North Florida	36 51
												284	A	Savannah St.	64 67
												296	A	East Tenn. St.	88 82
												296	H	East Tenn. St.	70 44
												315	A	S.C. Upstate	74 64
												315	H	S.C. Upstate	80 72
												321	A	Mercer	76 65
												330	A	Lipscomb	64 68
												330	H	Lipscomb	81 75
												340	H	Jacksonville St.	87 74
LAST 12 Division I GAMES:															
315	A	S.C. Upstate	74 64	255	A	Kennesaw St.	64 78								
296	A	East Tenn. St.	88 82	321	A	Mercer	76 65								
75	H	Fla. Gulf Coast	60 70	296	H	East Tenn. St.	70 44								
130	H	Stetson	63 73	315	H	S.C. Upstate	80 72								
253	A	Belmont	62 68	75	A	Fla. Gulf Coast	51 74								
330	A	Lipscomb	64 68	130	A	Stetson	86 93								

Non-Div I Games:

Jacksonville

Loss, Non-Conf, S Site, H Home A Away N Neutral

Average RPI Win:	323	WON-LOST	WINNING	LAST 12	STRENGTH OF	OPP. STRENGTH	TEAM	ADJ.	CONF.	ADJ CONF.
Average RPI Loss:	215	RECORD	PCT. RANK	GAMES	SCHEDULE	OF SCHEDULE	RPI	RPI	RPI	RPI
DIV. I ONLY	3- 21	326	1- 11	309	336	340	340	31	31	
DIV. I NON-CONF.	2- 10	304	0- 1	309	283	337	337	30	30	
TOTALS	RPI 1-25	RPI 26-50	W-L RECORDS	RPI 51-100	RPI 101-150	RPI 150+				
3- 21	0- 1	0- 0	OVERALL	0- 0	0- 5	3- 15				
2- 7	0- 0	0- 0	HOME	0- 0	0- 1	2- 6				
1- 12	0- 1	0- 0	AWAY	0- 0	0- 3	1- 8				
0- 2	0- 0	0- 0	NEUTRAL	0- 0	0- 1	0- 1				
2- 10	0- 1	0- 0	NON-CONFERENCE	0- 0	0- 3	2- 6				
2- 1	0- 0	0- 0	HOME	0- 0	0- 0	2- 1				
0- 7	0- 1	0- 0	AWAY	0- 0	0- 2	0- 4				
0- 2	0- 0	0- 0	NEUTRAL	0- 0	0- 1	0- 1				
1- 11	0- 0	0- 0	CONFERENCE	0- 0	0- 2	1- 9				
0- 6	0- 0	0- 0	HOME	0- 0	0- 1	0- 5				
1- 5	0- 0	0- 0	AWAY	0- 0	0- 1	1- 4				
0- 0	0- 0	0- 0	NEUTRAL	0- 0	0- 0	0- 0				

RPI 1-25				RPI 26-50				RPI 51-100				RPI 101+ Team's RPI: 340			
RPI	S	Opponent	Score	RPI	S	Opponent	Score	RPI	S	Opponent	Score	RPI	S	Opponent	Score
9	A	Kentucky	25 100									104	H	Eastern Ill.	55 71
												117	A	Mississippi St.	41 78
												120	A	UT Martin	67 99
												143	A	Samford	40 73
												149	N	FIU	52 79
												195	A	SIU Edwardsville	39 79
												195	H	SIU Edwardsville	57 78
												213	H	Georgia St.	60 68
												218	A	Southern Miss.	58 75
												251	A	Tennessee Tech	59 65
												251	H	Tennessee Tech	50 62
												255	A	Kennesaw St.	67 81
												265	H	Eastern Ky.	76 80
												270	A	Jacksonville	74 87
												280	N	Ga. Southern	49 72
												282	A	North Florida	47 63
												285	H	Tennessee St.	57 67
												289	H	Morehead St.	52 68
												294	A	Murray St.	57 73
												301	A	Austin Peay	74 73
												323	A	Southeast Mo. St.	48 66
												330	H	Lipscomb	81 72
												338	H	Troy	65 54
LAST 12 Division I GAMES:															
120	A	UT Martin	67 99	301	A	Austin Peay	74 73								
251	H	Tennessee Tech	50 62	289	H	Morehead St.	52 68								
195	H	SIU Edwardsville	57 78	285	H	Tennessee St.	57 67								
104	H	Eastern Ill.	55 71	323	A	Southeast Mo. St.	48 66								
251	A	Tennessee Tech	59 65	195	A	SIU Edwardsville	39 79								
294	A	Murray St.	57 73	213	H	Georgia St.	60 68								

Non-Div I Games: LeMoyne-Owen 83 67

Jacksonville St.

■ Loss,
 ■ Non-Conf, S Site,
 ■ Home
 ■ Away
 N Neutral

Average RPI Win:	150	WON-LOST	WINNING	LAST 12	STRENGTH OF	OPP. STRENGTH	TEAM	ADJ.	CONF.	ADJ CONF.
Average RPI Loss:	51	RECORD	PCT. RANK	GAMES	SCHEDULE	OF SCHEDULE	RPI	RPI	RPI	RPI
DIV. I ONLY	19- 5	26	10- 2	50	86	27	27	7	7	
DIV. I NON-CONF.	9- 2	37	0- 0	37	134	22	22	7	7	
TOTALS	RPI 1-25	RPI 26-50	W-L RECORDS	RPI 51-100	RPI 101-150	RPI 150+				
19- 5	0- 1	1- 2	OVERALL	7- 2	2- 0	9- 0				
8- 2	0- 1	1- 0	HOME	3- 1	0- 0	4- 0				
10- 2	0- 0	0- 1	AWAY	4- 1	2- 0	4- 0				
1- 1	0- 0	0- 1	NEUTRAL	0- 0	0- 0	1- 0				
9- 2	0- 0	1- 2	NON-CONFERENCE	2- 0	2- 0	4- 0				
4- 0	0- 0	1- 0	HOME	1- 0	0- 0	2- 0				
4- 1	0- 0	0- 1	AWAY	1- 0	2- 0	1- 0				
1- 1	0- 0	0- 1	NEUTRAL	0- 0	0- 0	1- 0				
10- 3	0- 1	0- 0	CONFERENCE	5- 2	0- 0	5- 0				
4- 2	0- 1	0- 0	HOME	2- 1	0- 0	2- 0				
6- 1	0- 0	0- 0	AWAY	3- 1	0- 0	3- 0				
0- 0	0- 0	0- 0	NEUTRAL	0- 0	0- 0	0- 0				

RPI 1-25				RPI 26-50				Team's RPI: 27				RPI 51-100				RPI 101+			
RPI	S	Opponent	Score	RPI	S	Opponent	Score	RPI	S	Opponent	Score	RPI	S	Opponent	Score	RPI	S	Opponent	Score
7	H	Delaware	65 72	39	N	Richmond	66 74	58	A	Hofstra	81 63	102	A	Liberty	62 58				
				43	H	Middle Tenn.	60 46	62	A	Quinnipiac	81 73	139	A	American	68 64				
				47	A	Virginia	53 59	71	A	Towson	58 65	170	A	Old Dominion	57 55				
								71	H	Towson	67 57	193	H	George Mason	49 45				
								72	H	Duquesne	56 49	206	H	Central Conn. St.	71 64				
								79	A	VCU	65 64	210	A	William & Mary	50 40				
								79	H	VCU	64 43	213	A	Georgia St.	62 50				
								92	A	Drexel	56 51	213	H	Georgia St.	76 45				
								92	H	Drexel	43 60	227	H	Md.-East. Shore	61 53				
												308	A	Maine	64 47				
												316	N	Rhode Island	77 42				
LAST 12 Division I GAMES:																			
				79	A	VCU	65 64	210	A	William & Mary	50 40								
				92	A	Drexel	56 51	58	A	Hofstra	81 63								
				193	H	George Mason	49 45	71	H	Towson	67 57								
				170	A	Old Dominion	57 55	92	H	Drexel	43 60								
				7	H	Delaware	65 72	213	A	Georgia St.	62 50								
				213	H	Georgia St.	76 45	79	H	VCU	64 43								

Non-Div I Games:

James Madison

Kansas

Average RPI Win: **132**
Average RPI Loss: **32**

WON-LOST
RECORD

WINNING
PCT. RANK

LAST 12
GAMES

Through Games Of Sunday, February 12, 2012

STRENGTH OF
SCHEDULE

OPP. STRENGTH
OF SCHEDULE

TEAM
RPI

ADJ.
RPI

CONF.
RPI

ADJ CONF.
RPI

DIV. I ONLY	17- 7	60	6- 6	28	11	35	35	1	1
DIV. I NON-CONF.	11- 1	10	0- 0	145	163	93	93	2	2
TOTALS	RPI 1-25	RPI 26-50	W-L RECORDS	RPI 51-100	RPI 101-150	RPI 150+			
17- 7	0- 6	1- 0	OVERALL	6- 0	3- 0	7- 1			
13- 3	0- 3	1- 0	HOME	3- 0	2- 0	7- 0			
4- 4	0- 3	0- 0	AWAY	3- 0	1- 0	0- 1			
0- 0	0- 0	0- 0	NEUTRAL	0- 0	0- 0	0- 0			
11- 1	0- 0	0- 0	NON-CONFERENCE	2- 0	2- 0	7- 1			
10- 0	0- 0	0- 0	HOME	1- 0	2- 0	7- 0			
1- 1	0- 0	0- 0	AWAY	1- 0	0- 0	0- 1			
0- 0	0- 0	0- 0	NEUTRAL	0- 0	0- 0	0- 0			
6- 6	0- 6	1- 0	CONFERENCE	4- 0	1- 0	0- 0			
3- 3	0- 3	1- 0	HOME	2- 0	0- 0	0- 0			
3- 3	0- 3	0- 0	AWAY	2- 0	1- 0	0- 0			
0- 0	0- 0	0- 0	NEUTRAL	0- 0	0- 0	0- 0			

RPI 1-25	RPI 26-50	Team's RPI: 35	RPI 51-100	RPI 101+
RPI S Opponent Score	RPI S Opponent Score		RPI S Opponent Score	RPI S Opponent Score
1 A Baylor 46 74	48 H Iowa St. 74 67		54 H Texas Tech 62 43	114 A Missouri 72 63
6 A Texas A&M 51 62			56 A Oklahoma St. 65 60	119 H Oral Roberts 85 68
6 H Texas A&M 65 76			65 A Texas 72 67	133 H Wisconsin 73 44
10 A Kansas St. 43 47			65 H Texas 85 61	153 H UMKC 77 52
10 H Kansas St. 57 63			81 A Wake Forest 74 73	156 H Fla. Atlantic 82 63
15 H Oklahoma 68 74			100 H Creighton 73 59	161 H Lamar 90 40
				164 H Sam Houston St. 87 59
				173 A Alabama 76 80
				198 H SMU 75 52
				266 H IUPUI 71 50
				312 H Western Mich. 76 64
LAST 12 Division I GAMES:				
10 A Kansas St. 43 47	6 H Texas A&M 65 76			
65 H Texas 85 61	56 A Oklahoma St. 65 60			
6 A Texas A&M 51 62	114 A Missouri 72 63			
15 H Oklahoma 68 74	48 H Iowa St. 74 67			
1 A Baylor 46 74	10 H Kansas St. 57 63			
54 H Texas Tech 62 43	65 A Texas 72 67			

Non-Div I Games:

Kansas

Loss, Non-Conf, S Site, H Home A Away N Neutral

Average RPI Win:	85	WON-LOST	WINNING	LAST 12	STRENGTH OF	OPP. STRENGTH	TEAM	ADJ.	CONF.	ADJ CONF.
Average RPI Loss:	35	RECORD	PCT. RANK	GAMES	SCHEDULE	OF SCHEDULE	RPI	RPI	RPI	RPI
DIV. I ONLY	16- 8	83	7- 5	2	7	10	10	1	1	
DIV. I NON-CONF.	9- 3	61	0- 0	16	57	27	27	2	2	
TOTALS	RPI 1-25	RPI 26-50	W-L RECORDS	RPI 51-100	RPI 101-150	RPI 150+				
16- 8	1- 5	5- 1	OVERALL	6- 1	2- 1	2- 0				
8- 3	1- 2	4- 1	HOME	1- 0	1- 0	1- 0				
6- 3	0- 2	1- 0	AWAY	5- 0	0- 1	0- 0				
2- 2	0- 1	0- 0	NEUTRAL	0- 1	1- 0	1- 0				
9- 3	0- 1	3- 0	NON-CONFERENCE	3- 1	1- 1	2- 0				
5- 0	0- 0	3- 0	HOME	1- 0	0- 0	1- 0				
2- 1	0- 0	0- 0	AWAY	2- 0	0- 1	0- 0				
2- 2	0- 1	0- 0	NEUTRAL	0- 1	1- 0	1- 0				
7- 5	1- 4	2- 1	CONFERENCE	3- 0	1- 0	0- 0				
3- 3	1- 2	1- 1	HOME	0- 0	1- 0	0- 0				
4- 2	0- 2	1- 0	AWAY	3- 0	0- 0	0- 0				
0- 0	0- 0	0- 0	NEUTRAL	0- 0	0- 0	0- 0				

RPI 1-25				Team's RPI: 10		RPI 26-50				RPI 51-100				RPI 101+									
RPI	S	Opponent	Score			RPI	S	Opponent	Score			RPI	S	Opponent	Score			RPI	S	Opponent	Score		
1	A	Baylor	41	76		35	A	Kansas	63	57		52	A	Marist	57	56		107	N	Northwestern	64	45	
1	H	Baylor	41	70		35	H	Kansas	47	43		54	A	Texas Tech	62	61		114	H	Missouri	72	46	
6	A	Texas A&M	36	67		40	H	BYU	59	46		56	A	Oklahoma St.	67	56		132	A	UNLV	38	44	
6	H	Texas A&M	71	69		46	H	Missouri St.	65	63		58	N	Hofstra	54	64		247	N	North Dakota St.	70	47	
15	H	Oklahoma	57	65		48	H	Iowa St.	57	66		60	A	South Dakota St.	63	46		300	H	Dartmouth	54	20	
22	N	Purdue	42	46		50	H	Iowa	81	78		88	H	Wichita St.	60	34							
LAST 12 Division I GAMES:																							
35	H	Kansas	47	43		1	A	Baylor	41	76													
6	A	Texas A&M	36	67		15	H	Oklahoma	57	65													
1	H	Baylor	41	70		54	A	Texas Tech	62	61													
65	A	Texas	64	55		114	H	Missouri	72	46													
56	A	Oklahoma St.	67	56		35	A	Kansas	63	57													
48	H	Iowa St.	57	66		6	H	Texas A&M	71	69													

Non-Div I Games:

Kansas St.

■ Loss,
 ■ Non-Conf,
 S Site,
 ■ Home
 ■ Away
 N Neutral

Average RPI Win: 317	WON-LOST	WINNING	LAST 12	STRENGTH OF	OPP. STRENGTH	TEAM	ADJ.	CONF.	ADJ CONF.
Average RPI Loss: 166	RECORD	PCT. RANK	GAMES	SCHEDULE	OF SCHEDULE	RPI	RPI	RPI	RPI
DIV. I ONLY	12- 13	185	6- 6	328	320	255	255	30	30
DIV. I NON-CONF.	5- 6	191	0- 0	331	280	273	273	28	28
TOTALS	RPI 1-25	RPI 26-50	W-L RECORDS	RPI 51-100	RPI 101-150	RPI 150+			
12- 13	0- 1	0- 0	OVERALL	0- 4	0- 2	12- 6			
6- 5	0- 0	0- 0	HOME	0- 1	0- 1	6- 3			
6- 8	0- 1	0- 0	AWAY	0- 3	0- 1	6- 3			
0- 0	0- 0	0- 0	NEUTRAL	0- 0	0- 0	0- 0			
5- 6	0- 1	0- 0	NON-CONFERENCE	0- 2	0- 0	5- 3			
2- 2	0- 0	0- 0	HOME	0- 0	0- 0	2- 2			
3- 4	0- 1	0- 0	AWAY	0- 2	0- 0	3- 1			
0- 0	0- 0	0- 0	NEUTRAL	0- 0	0- 0	0- 0			
7- 7	0- 0	0- 0	CONFERENCE	0- 2	0- 2	7- 3			
4- 3	0- 0	0- 0	HOME	0- 1	0- 1	4- 1			
3- 4	0- 0	0- 0	AWAY	0- 1	0- 1	3- 2			
0- 0	0- 0	0- 0	NEUTRAL	0- 0	0- 0	0- 0			

RPI 1-25				RPI 26-50				RPI 51-100				RPI 101+ Team's RPI: 255			
RPI	S	Opponent	Score	RPI	S	Opponent	Score	RPI	S	Opponent	Score	RPI	S	Opponent	Score
17	A	Georgia Tech	51 94					69	A	Chattanooga	39 76	130	A	Stetson	68 73
								75	A	Fla. Gulf Coast	51 58	130	H	Stetson	55 65
								75	H	Fla. Gulf Coast	50 87	213	A	Georgia St.	59 65
								91	A	North Carolina	62 76	241	H	Texas St.	70 72
												253	A	Belmont	55 57
												270	H	Jacksonville	78 64
												282	H	North Florida	57 66
												283	H	Wofford	62 66
												296	A	East Tenn. St.	61 77
												296	H	East Tenn. St.	78 68
												305	A	Alabama St.	61 51
												315	A	S.C. Upstate	74 63
												315	H	S.C. Upstate	54 45
												321	A	Mercer	75 51
												321	H	Mercer	70 68
												322	A	Gardner-Webb	68 48
												329	H	UNC Asheville	83 79
												330	A	Lipscomb	74 55
												338	A	Troy	66 57
												340	H	Jacksonville St.	81 67
LAST 12 Division I GAMES:															
321	H	Mercer	70 68	282	H	North Florida	57 66								
296	H	East Tenn. St.	78 68	321	A	Mercer	75 51								
315	H	S.C. Upstate	54 45	296	A	East Tenn. St.	61 77								
75	A	Fla. Gulf Coast	51 58	315	A	S.C. Upstate	74 63								
130	A	Stetson	68 73	75	H	Fla. Gulf Coast	50 87								
270	H	Jacksonville	78 64	130	H	Stetson	55 65								

Non-Div I Games:

Kennesaw St.

Average RPI Win:	246	WON-LOST	WINNING	LAST 12	STRENGTH OF	OPP. STRENGTH	TEAM	ADJ.	CONF.	ADJ CONF.
Average RPI Loss:	172	RECORD	PCT. RANK	GAMES	SCHEDULE	OF SCHEDULE	RPI	RPI	RPI	RPI
DIV. I ONLY	5- 16	300	4- 8	191	227	299	299	12	12	
DIV. I NON-CONF.	1- 9	323	0- 1	252	302	319	319	14	14	
TOTALS	RPI 1-25	RPI 26-50	W-L RECORDS	RPI 51-100	RPI 101-150	RPI 150+				
5- 16	0- 1	0- 0	OVERALL	0- 4	0- 1	5- 10				
4- 5	0- 1	0- 0	HOME	0- 1	0- 0	4- 3				
1- 10	0- 0	0- 0	AWAY	0- 3	0- 1	1- 6				
0- 1	0- 0	0- 0	NEUTRAL	0- 0	0- 0	0- 1				
1- 9	0- 1	0- 0	NON-CONFERENCE	0- 1	0- 0	1- 7				
1- 3	0- 1	0- 0	HOME	0- 0	0- 0	1- 2				
0- 5	0- 0	0- 0	AWAY	0- 1	0- 0	0- 4				
0- 1	0- 0	0- 0	NEUTRAL	0- 0	0- 0	0- 1				
4- 7	0- 0	0- 0	CONFERENCE	0- 3	0- 1	4- 3				
3- 2	0- 0	0- 0	HOME	0- 1	0- 0	3- 1				
1- 5	0- 0	0- 0	AWAY	0- 2	0- 1	1- 2				
0- 0	0- 0	0- 0	NEUTRAL	0- 0	0- 0	0- 0				

RPI 1-25			RPI 26-50			RPI 51-100			RPI 101+ Team's RPI: 299		
RPI	S	Opponent	Score	RPI	S	Opponent	Score	RPI	S	Opponent	Score
16	H	St. Bonaventure	51 60					53	A	Temple	33 68
								66	A	Bowling Green	57 76
								70	A	Eastern Mich.	47 83
								82	H	Toledo	55 66
								113	A	Miami (OH)	55 73
								159	H	Central Mich.	67 64
								176	A	Northern Ill.	55 66
								181	A	Marshall	55 93
								189	A	Robert Morris	44 78
								196	H	Canisius	64 81
								197	A	Akron	62 68
								214	H	Buffalo	85 73
								244	H	Northeastern	65 73
								254	H	Ohio	68 65
								258	H	Ball St.	56 75
								277	A	Northern Ariz.	56 72
								289	H	Morehead St.	65 64
								302	N	Utah Valley	45 46
								312	A	Western Mich.	67 61
								327	A	Bethune-Cookman	49 58
LAST 12 Division I GAMES:											
70	A	Eastern Mich.	47 83	214	H	Buffalo	85 73				
82	H	Toledo	55 66	197	A	Akron	62 68				
258	H	Ball St.	56 75	113	A	Miami (OH)	55 73				
176	A	Northern Ill.	55 66	254	H	Ohio	68 65				
312	A	Western Mich.	67 61	66	A	Bowling Green	57 76				
159	H	Central Mich.	67 64	327	A	Bethune-Cookman	49 58				

Non-Div I Games:

Kent St.

Kentucky

Average RPI Win: **132** WON-LOST WINNING LAST 12 STRENGTH OF OPP. STRENGTH TEAM ADJ. CONF. ADJ CONF.
Average RPI Loss: **28** RECORD PCT. RANK GAMES SCHEDULE OF SCHEDULE RPI RPI RPI RPI

DIV. I ONLY	20- 3	13	10- 2	41	33	9	9	3	3
DIV. I NON-CONF.	10- 2	33	0- 1	143	85	31	31	5	5
TOTALS	RPI 1-25	RPI 26-50	W-L RECORDS	RPI 51-100	RPI 101-150	RPI 150+			
20- 3	4- 1	4- 2	OVERALL	0- 0	4- 0	8- 0			
15- 0	3- 0	2- 0	HOME	0- 0	3- 0	7- 0			
5- 3	1- 1	2- 2	AWAY	0- 0	1- 0	1- 0			
0- 0	0- 0	0- 0	NEUTRAL	0- 0	0- 0	0- 0			
10- 2	2- 1	0- 1	NON-CONFERENCE	0- 0	2- 0	6- 0			
9- 0	2- 0	0- 0	HOME	0- 0	2- 0	5- 0			
1- 2	0- 1	0- 1	AWAY	0- 0	0- 0	1- 0			
0- 0	0- 0	0- 0	NEUTRAL	0- 0	0- 0	0- 0			
10- 1	2- 0	4- 1	CONFERENCE	0- 0	2- 0	2- 0			
6- 0	1- 0	2- 0	HOME	0- 0	1- 0	2- 0			
4- 1	1- 0	2- 1	AWAY	0- 0	1- 0	0- 0			
0- 0	0- 0	0- 0	NEUTRAL	0- 0	0- 0	0- 0			

RPI	S	Opponent	Score	RPI	S	Opponent	Score	RPI	S	Opponent	Score	RPI	S	Opponent	Score
4	H	Tennessee	61 60	28	H	Arkansas	84 72					111	A	Auburn	66 48
5	A	Notre Dame	83 92	33	A	South Carolina	66 58					117	H	Mississippi St.	88 40
8	H	Duke	72 65	36	A	LSU	51 61					143	H	Samford	90 61
19	H	Louisville	74 54	37	A	Florida	59 56					150	H	Mississippi Val.	90 51
21	A	Georgia	69 64	37	H	Florida	57 52					164	H	Sam Houston St.	73 52
				43	A	Middle Tenn.	58 70					173	H	Alabama	82 68
												179	H	Ole Miss	82 41
												218	H	Southern Miss.	88 71
												244	H	Northeastern	81 47
												289	A	Morehead St.	96 60
												328	H	Ark.-Pine Bluff	101 43
												340	H	Jacksonville St.	100 25
LAST 12 Division I GAMES:															
36	A	LSU	51 61	33	A	South Carolina	66 58								
179	H	Ole Miss	82 41	4	H	Tennessee	61 60								
173	H	Alabama	82 68	117	H	Mississippi St.	88 40								
111	A	Auburn	66 48	28	H	Arkansas	84 72								
37	H	Florida	57 52	37	A	Florida	59 56								
21	A	Georgia	69 64	43	A	Middle Tenn.	58 70								

Non-Div I Games: Neb. Omaha 81 48

Kentucky

Loss, Non-Conf, S Site, H Home A Away N Neutral

Average RPI Win:	210	WON-LOST	WINNING	LAST 12	STRENGTH OF	OPP. STRENGTH	TEAM	ADJ.	CONF.	ADJ CONF.
Average RPI Loss:	156	RECORD	PCT. RANK	GAMES	SCHEDULE	OF SCHEDULE	RPI	RPI	RPI	RPI
DIV. I ONLY	18- 7	52	7- 5	281	185	126	126	19	19	
DIV. I NON-CONF.	11- 1	10	1- 0	259	142	110	110	26	26	
TOTALS	RPI 1-25	RPI 26-50	W-L RECORDS	RPI 51-100	RPI 101-150	RPI 150+				
18- 7	0- 0	0- 0	OVERALL	3- 2	3- 0	12- 5				
11- 2	0- 0	0- 0	HOME	0- 0	3- 0	8- 2				
6- 5	0- 0	0- 0	AWAY	2- 2	0- 0	4- 3				
1- 0	0- 0	0- 0	NEUTRAL	1- 0	0- 0	0- 0				
11- 1	0- 0	0- 0	NON-CONFERENCE	2- 1	3- 0	6- 0				
6- 0	0- 0	0- 0	HOME	0- 0	3- 0	3- 0				
4- 1	0- 0	0- 0	AWAY	1- 1	0- 0	3- 0				
1- 0	0- 0	0- 0	NEUTRAL	1- 0	0- 0	0- 0				
7- 6	0- 0	0- 0	CONFERENCE	1- 1	0- 0	6- 5				
5- 2	0- 0	0- 0	HOME	0- 0	0- 0	5- 2				
2- 4	0- 0	0- 0	AWAY	1- 1	0- 0	1- 3				
0- 0	0- 0	0- 0	NEUTRAL	0- 0	0- 0	0- 0				

RPI 1-25			RPI 26-50			RPI 51-100			RPI 101+			Team's RPI: 126			
RPI	S	Opponent	Score	RPI	S	Opponent	Score	RPI	S	Opponent	Score	RPI	S	Opponent	Score
								56	N	Oklahoma St.	64 63	106	H	Albany (NY)	64 52
								62	A	Quinnipiac	74 64	110	H	Charlotte	81 72
								78	A	Sacred Heart	59 74	145	H	La Salle	69 53
								83	A	Hartford	45 54	158	A	Saint Francis (PA)	59 67
								92	A	Drexel	60 52	172	H	Cal Poly	69 61
												174	H	Monmouth	57 67
												189	A	Robert Morris	57 63
												205	A	Mt. St. Mary's	43 44
												205	H	Mt. St. Mary's	69 45
												206	H	Central Conn. St.	57 43
												207	H	Fairleigh Dickinson	65 71
												210	H	William & Mary	78 69
												222	H	Bryant	50 41
												251	A	Tennessee Tech	62 60
												292	A	Nevada	67 51
												309	A	Stony Brook	66 59
												334	A	Wagner	67 60
												334	H	Wagner	72 41
												336	H	St. Francis (NY)	66 53
												339	H	Columbia	58 50
LAST 12 Division I GAMES:															
				336	H	St. Francis (NY)	66 53					205	H	Mt. St. Mary's	69 45
				222	H	Bryant	50 41					207	H	Fairleigh Dickinson	65 71
				206	H	Central Conn. St.	57 43					174	H	Monmouth	57 67
				189	A	Robert Morris	57 63					62	A	Quinnipiac	74 64
				158	A	Saint Francis (PA)	59 67					78	A	Sacred Heart	59 74
				334	A	Wagner	67 60					56	N	Oklahoma St.	64 63

Non-Div I Games:

LIU Brooklyn

Loss, Non-Conf, S Site, H Home A Away N Neutral

Average RPI Win:	150	WON-LOST	WINNING	LAST 12	STRENGTH OF	OPP. STRENGTH	TEAM	ADJ.	CONF.	ADJ CONF.
Average RPI Loss:	37	RECORD	PCT. RANK	GAMES	SCHEDULE	OF SCHEDULE	RPI	RPI	RPI	RPI
DIV. I ONLY	17- 8	76	7- 5	26	53	36	36	3	3	
DIV. I NON-CONF.	10- 3	49	1- 0	80	107	62	62	5	5	
TOTALS	RPI 1-25	RPI 26-50	W-L RECORDS	RPI 51-100	RPI 101-150	RPI 150+				
17- 8	1- 3	3- 4	OVERALL	1- 0	3- 1	9- 0				
10- 3	1- 0	3- 2	HOME	0- 0	1- 1	5- 0				
7- 5	0- 3	0- 2	AWAY	1- 0	2- 0	4- 0				
0- 0	0- 0	0- 0	NEUTRAL	0- 0	0- 0	0- 0				
10- 3	0- 1	2- 1	NON-CONFERENCE	1- 0	1- 1	6- 0				
6- 1	0- 0	2- 0	HOME	0- 0	0- 1	4- 0				
4- 2	0- 1	0- 1	AWAY	1- 0	1- 0	2- 0				
0- 0	0- 0	0- 0	NEUTRAL	0- 0	0- 0	0- 0				
7- 5	1- 2	1- 3	CONFERENCE	0- 0	2- 0	3- 0				
4- 2	1- 0	1- 2	HOME	0- 0	1- 0	1- 0				
3- 3	0- 2	0- 1	AWAY	0- 0	1- 0	2- 0				
0- 0	0- 0	0- 0	NEUTRAL	0- 0	0- 0	0- 0				

RPI 1-25				RPI 26-50				Team's RPI: 36	RPI 51-100				RPI 101+			
RPI	S	Opponent	Score	RPI	S	Opponent	Score		RPI	S	Opponent	Score	RPI	S	Opponent	Score
4	A	Tennessee	56 65	26	H	Georgetown	51 40		88	A	Wichita St.	64 56	107	H	Northwestern	43 44
9	H	Kentucky	61 51	28	H	Arkansas	52 72						109	A	McNeese St.	64 43
14	A	Ohio St.	68 77	33	H	South Carolina	58 48						117	A	Mississippi St.	53 48
25	A	Vanderbilt	72 81	37	A	Florida	58 62						117	H	Mississippi St.	53 49
				37	H	Florida	64 73						161	H	Lamar	77 35
				45	A	Tulane	62 65						173	A	Alabama	51 46
				49	H	UCLA	58 41						173	H	Alabama	84 40
													178	A	Louisiana Tech	66 55
													179	A	Ole Miss	83 44
													203	H	Grambling	62 47
													296	A	East Tenn. St.	71 68
													305	H	Alabama St.	67 35
													328	H	Ark.-Pine Bluff	80 28
LAST 12 Division I GAMES:																
173	A	Alabama	51 46	28	H	Arkansas	52 72									
117	H	Mississippi St.	53 49	4	A	Tennessee	56 65									
9	H	Kentucky	61 51	37	A	Florida	58 62									
37	H	Florida	64 73	33	H	South Carolina	58 48									
25	A	Vanderbilt	72 81	173	H	Alabama	84 40									
296	A	East Tenn. St.	71 68	117	A	Mississippi St.	53 48									

Non-Div I Games:

LSU

■ Loss,
■ Non-Conf,
■ S Site,
■ H Home
■ A Away
N Neutral

Average RPI Win:	240	WON-LOST	WINNING	LAST 12	STRENGTH OF	OPP. STRENGTH	TEAM	ADJ.	CONF.	ADJ CONF.
Average RPI Loss:	62	RECORD	PCT. RANK	GAMES	SCHEDULE	OF SCHEDULE	RPI	RPI	RPI	RPI
DIV. I ONLY	12- 13	185	8- 4	126	84	145	145	9	9	
DIV. I NON-CONF.	6- 9	212	2- 0	91	50	127	127	8	8	
TOTALS	RPI 1-25	RPI 26-50	W-L RECORDS	RPI 51-100	RPI 101-150	RPI 150+				
12- 13	0- 3	0- 4	OVERALL	0- 2	0- 4	12- 0				
5- 5	0- 3	0- 0	HOME	0- 1	0- 1	5- 0				
6- 7	0- 0	0- 3	AWAY	0- 1	0- 3	6- 0				
1- 1	0- 0	0- 1	NEUTRAL	0- 0	0- 0	1- 0				
6- 9	0- 2	0- 3	NON-CONFERENCE	0- 1	0- 3	6- 0				
2- 3	0- 2	0- 0	HOME	0- 0	0- 1	2- 0				
3- 5	0- 0	0- 2	AWAY	0- 1	0- 2	3- 0				
1- 1	0- 0	0- 1	NEUTRAL	0- 0	0- 0	1- 0				
6- 4	0- 1	0- 1	CONFERENCE	0- 1	0- 1	6- 0				
3- 2	0- 1	0- 0	HOME	0- 1	0- 0	3- 0				
3- 2	0- 0	0- 1	AWAY	0- 0	0- 1	3- 0				
0- 0	0- 0	0- 0	NEUTRAL	0- 0	0- 0	3- 0				

RPI 1-25				RPI 26-50				RPI 51-100				RPI 101+ Team's RPI: 145			
RPI	S	Opponent	Score	RPI	S	Opponent	Score	RPI	S	Opponent	Score	RPI	S	Opponent	Score
13	H	Rutgers	48 61	29	A	St. John's (NY)	45 66	61	H	Saint Joseph's	53 57	106	A	Albany (NY)	76 81
16	H	St. Bonaventure	57 75	37	N	Florida	74 85	92	A	Drexel	59 72	110	A	Charlotte	66 77
20	H	Villanova	51 67	39	A	Richmond	70 74					121	H	Fairfield	52 55
				42	A	West Virginia	52 63					126	A	LIU Brooklyn	53 69
												180	H	Lehigh	63 43
												204	H	Xavier	63 51
												215	A	Loyola Chicago	48 45
												221	A	Fordham	56 55
												221	H	Fordham	68 62
												229	H	Massachusetts	81 67
												231	H	Penn	58 47
												244	A	Northeastern	75 60
												252	A	Saint Louis	53 52
												269	N	Vermont	68 59
												300	A	Dartmouth	60 47
												316	A	Rhode Island	49 45
LAST 12 Division I GAMES:															
316	A	Rhode Island	49 45	110	A	Charlotte	66 77								
61	H	Saint Joseph's	53 57	204	H	Xavier	63 51								
229	H	Massachusetts	81 67	221	H	Fordham	68 62								
221	A	Fordham	56 55	252	A	Saint Louis	53 52								
16	H	St. Bonaventure	57 75	244	A	Northeastern	75 60								
39	A	Richmond	70 74	269	N	Vermont	68 59								

Non-Div I Games:

La Salle

■ Loss,
 ■ Non-Conf, S Site,
 ■ Home
 ■ Away
 N Neutral

La.-Lafayette

Through Games Of Sunday, February 12, 2012

Average RPI Win:	294	WON-LOST	WINNING	LAST 12	STRENGTH OF	OPP. STRENGTH	TEAM	ADJ.	CONF.	ADJ CONF.
Average RPI Loss:	168	RECORD	PCT. RANK	GAMES	SCHEDULE	OF SCHEDULE	RPI	RPI	RPI	RPI
DIV. I ONLY	5- 19	302	0- 12	257	224	310	310	17	17	
DIV. I NON-CONF.	5- 6	191	0- 0	246	314	314	314	13	13	
TOTALS	RPI 1-25	RPI 26-50	W-L RECORDS	RPI 51-100	RPI 101-150	RPI 150+				
5- 19	0- 0	0- 2	OVERALL	0- 1	0- 6	5- 10				
2- 9	0- 0	0- 1	HOME	0- 0	0- 3	2- 5				
3- 10	0- 0	0- 1	AWAY	0- 1	0- 3	3- 5				
0- 0	0- 0	0- 0	NEUTRAL	0- 0	0- 0	0- 0				
5- 6	0- 0	0- 1	NON-CONFERENCE	0- 1	0- 2	5- 2				
2- 2	0- 0	0- 1	HOME	0- 0	0- 0	2- 1				
3- 4	0- 0	0- 0	AWAY	0- 1	0- 2	3- 1				
0- 0	0- 0	0- 0	NEUTRAL	0- 0	0- 0	0- 0				
0- 13	0- 0	0- 1	CONFERENCE	0- 0	0- 4	0- 8				
0- 7	0- 0	0- 0	HOME	0- 0	0- 3	0- 4				
0- 6	0- 0	0- 1	AWAY	0- 0	0- 1	0- 4				
0- 0	0- 0	0- 0	NEUTRAL	0- 0	0- 0	0- 0				

RPI 1-25				RPI 26-50				RPI 51-100				RPI 101+				Team's RPI: 310	
RPI	S	Opponent	Score	RPI	S	Opponent	Score	RPI	S	Opponent	Score	RPI	S	Opponent	Score		
				43	A	Middle Tenn.	53 104	85	A	San Diego	44 103	109	A	McNeese St.	59 80		
				45	H	Tulane	40 75					117	A	Mississippi St.	38 72		
												129	H	Denver	39 76		
												141	A	UALR	45 56		
												141	H	UALR	41 55		
												149	H	FIU	48 78		
												156	H	Fla. Atlantic	52 66		
												165	H	North Texas	45 66		
												177	H	South Ala.	68 72		
												216	A	Arkansas St.	52 55		
												216	H	Arkansas St.	50 57		
												217	H	Nicholls St.	64 72		
												225	A	Western Ky.	45 49		
												228	H	Southern U.	60 49		
												248	A	La.-Monroe	35 66		
												284	A	Savannah St.	36 41		
												295	A	UC Riverside	59 56		
												311	A	Southeastern La.	69 57		
												311	H	Southeastern La.	63 54		
												327	A	Bethune-Cookman	72 67		
												338	A	Troy	52 58		
LAST 12 Division I GAMES:																	
				216	H	Arkansas St.	50 57	216	A	Arkansas St.	52 55						
				141	H	UALR	41 55	141	A	UALR	45 56						
				338	A	Troy	52 58	149	H	FIU	48 78						
				129	H	Denver	39 76	177	H	South Ala.	68 72						
				248	A	La.-Monroe	35 66	43	A	Middle Tenn.	53 104						
				165	H	North Texas	45 66	225	A	Western Ky.	45 49						

Non-Div I Games: LSU-Shreveport 50 **63**

La.-Lafayette

■ Loss,
■ Non-Conf, S Site,
■ Home
■ Away
N Neutral

Average RPI Win:	244	WON-LOST	WINNING	LAST 12	STRENGTH OF	OPP. STRENGTH	TEAM	ADJ.	CONF.	ADJ CONF.
Average RPI Loss:	141	RECORD	PCT. RANK	GAMES	SCHEDULE	OF SCHEDULE	RPI	RPI	RPI	RPI
DIV. I ONLY	8- 17	264	6- 6	149	208	248	248	17	17	
DIV. I NON-CONF.	2- 11	309	0- 0	67	257	200	200	13	13	
TOTALS	RPI 1-25	RPI 26-50	W-L RECORDS	RPI 51-100	RPI 101-150	RPI 150+				
8- 17	0- 1	0- 1	OVERALL	0- 2	1- 4	7- 9				
6- 5	0- 0	0- 0	HOME	0- 0	1- 2	5- 3				
2- 10	0- 1	0- 1	AWAY	0- 1	0- 2	2- 5				
0- 2	0- 0	0- 0	NEUTRAL	0- 1	0- 0	0- 1				
2- 11	0- 1	0- 1	NON-CONFERENCE	0- 2	0- 1	2- 6				
1- 3	0- 0	0- 0	HOME	0- 0	0- 1	1- 2				
1- 6	0- 1	0- 1	AWAY	0- 1	0- 0	1- 3				
0- 2	0- 0	0- 0	NEUTRAL	0- 1	0- 0	0- 1				
6- 6	0- 0	0- 0	CONFERENCE	0- 0	1- 3	5- 3				
5- 2	0- 0	0- 0	HOME	0- 0	1- 1	4- 1				
1- 4	0- 0	0- 0	AWAY	0- 0	0- 2	1- 2				
0- 0	0- 0	0- 0	NEUTRAL	0- 0	0- 0	0- 0				

RPI 1-25				RPI 26-50				RPI 51-100				RPI 101+ Team's RPI: 248			
RPI	S	Opponent	Score	RPI	S	Opponent	Score	RPI	S	Opponent	Score	RPI	S	Opponent	Score
11	A	Miami (FL)	39 103	45	A	Tulane	45 62	54	A	Texas Tech	54 94	109	H	McNeese St.	60 68
								76	N	Central Ark.	55 73	129	H	Denver	49 52
												141	A	UALR	46 52
												141	H	UALR	58 54
												149	A	FIU	55 65
												153	N	UMKC	70 76
												155	H	Stephen F. Austin	58 68
												156	A	Fla. Atlantic	58 65
												161	A	Lamar	68 70
												165	H	North Texas	54 56
												177	H	South Ala.	55 52
												203	A	Grambling	71 75
												216	A	Arkansas St.	61 76
												216	H	Arkansas St.	83 57
												217	H	Nicholls St.	78 68
												218	A	Southern Miss.	74 77
												225	H	Western Ky.	53 49
												251	H	Tennessee Tech	64 68
												310	H	La.-Lafayette	66 35
												331	A	Northwestern St.	84 68
												338	A	Troy	49 46
LAST 12 Division I GAMES:															
177	H	South Ala.	55 52	165	H	North Texas	54 56								
141	A	UALR	46 52	141	H	UALR	58 54								
216	A	Arkansas St.	61 76	149	A	FIU	55 65								
310	H	La.-Lafayette	66 35	156	A	Fla. Atlantic	58 65								
338	A	Troy	49 46	216	H	Arkansas St.	83 57								
129	H	Denver	49 52	225	H	Western Ky.	53 49								

Non-Div I Games:

La.-Monroe

■ Loss,
■ Non-Conf, S Site,
■ Home
■ Away
N Neutral

Lafayette

Through Games Of Sunday, February 12, 2012

Average RPI Win:	302	WON-LOST	WINNING	LAST 12	STRENGTH OF	OPP. STRENGTH	TEAM	ADJ.	CONF.	ADJ CONF.
Average RPI Loss:	175	RECORD	PCT. RANK	GAMES	SCHEDULE	OF SCHEDULE	RPI	RPI	RPI	RPI
DIV. I ONLY	8- 17	264	3- 9	320	242	306	306	28	28	
DIV. I NON-CONF.	6- 9	212	1- 1	302	175	297	297	31	31	
TOTALS	RPI 1-25	RPI 26-50	W-L RECORDS	RPI 51-100	RPI 101-150	RPI 150+				
8- 17	0- 2	0- 0	OVERALL	0- 1	0- 2	8- 12				
4- 6	0- 1	0- 0	HOME	0- 1	0- 0	4- 4				
3- 10	0- 1	0- 0	AWAY	0- 0	0- 2	3- 7				
1- 1	0- 0	0- 0	NEUTRAL	0- 0	0- 0	1- 1				
6- 9	0- 2	0- 0	NON-CONFERENCE	0- 1	0- 1	6- 5				
3- 2	0- 1	0- 0	HOME	0- 1	0- 0	3- 0				
2- 6	0- 1	0- 0	AWAY	0- 0	0- 1	2- 4				
1- 1	0- 0	0- 0	NEUTRAL	0- 0	0- 0	1- 1				
2- 8	0- 0	0- 0	CONFERENCE	0- 0	0- 1	2- 7				
1- 4	0- 0	0- 0	HOME	0- 0	0- 0	1- 4				
1- 4	0- 0	0- 0	AWAY	0- 0	0- 1	1- 3				
0- 0	0- 0	0- 0	NEUTRAL	0- 0	0- 0	0- 0				

RPI 1-25				RPI 26-50				RPI 51-100				RPI 101+ Team's RPI: 306			
RPI	S	Opponent	Score	RPI	S	Opponent	Score	RPI	S	Opponent	Score	RPI	S	Opponent	Score
12	A	Maryland	36 84					61	H	Saint Joseph's	57 65	103	A	Syracuse	54 74
24	H	Princeton	47 87									139	A	American	54 80
												160	H	Holy Cross	61 75
												171	A	Pittsburgh	69 74
												174	N	Monmouth	54 58
												180	A	Lehigh	55 68
												187	H	Manhattan	48 43
												188	A	Navy	47 63
												188	H	Navy	55 60
												222	A	Bryant	48 56
												231	A	Penn	39 49
												243	N	East Carolina	64 57
												261	A	Rider	56 64
												264	A	Army	43 44
												264	H	Army	47 62
												314	H	Colgate	66 58
												324	A	Saint Peter's	59 50
												334	H	Wagner	66 55
												336	A	St. Francis (NY)	46 33
												337	A	Bucknell	49 45
												337	H	Bucknell	54 65
												339	H	Columbia	53 45
LAST 12 Division I GAMES:															
337	H	Bucknell	54 65	160	H	Holy Cross	61 75								
264	H	Army	47 62	337	A	Bucknell	49 45								
188	A	Navy	47 63	264	A	Army	43 44								
139	A	American	54 80	188	H	Navy	55 60								
314	H	Colgate	66 58	339	H	Columbia	53 45								
180	A	Lehigh	55 68	171	A	Pittsburgh	69 74								

Non-Div I Games:

Lafayette

Loss, Non-Conf, S Site, H Home A Away N Neutral

Average RPI Win: 258	WON-LOST	WINNING	LAST 12	STRENGTH OF	OPP. STRENGTH	TEAM	ADJ.	CONF.	ADJ CONF.
Average RPI Loss: 125	RECORD	PCT. RANK	GAMES	SCHEDULE	OF SCHEDULE	RPI	RPI	RPI	RPI
DIV. I ONLY	11- 11	167	6- 5	196	215	161	161	24	24
DIV. I NON-CONF.	6- 6	161	1- 0	102	171	123	123	27	27
TOTALS	RPI 1-25	RPI 26-50	W-L RECORDS	RPI 51-100	RPI 101-150	RPI 150+			
11- 11	0- 1	0- 2	OVERALL	0- 3	0- 1	11- 4			
5- 2	0- 0	0- 0	HOME	0- 1	0- 0	5- 1			
5- 8	0- 1	0- 2	AWAY	0- 2	0- 1	5- 2			
1- 1	0- 0	0- 0	NEUTRAL	0- 0	0- 0	1- 1			
6- 6	0- 1	0- 2	NON-CONFERENCE	0- 1	0- 0	6- 2			
3- 0	0- 0	0- 0	HOME	0- 0	0- 0	3- 0			
2- 5	0- 1	0- 2	AWAY	0- 1	0- 0	2- 1			
1- 1	0- 0	0- 0	NEUTRAL	0- 0	0- 0	1- 1			
5- 5	0- 0	0- 0	CONFERENCE	0- 2	0- 1	5- 2			
2- 2	0- 0	0- 0	HOME	0- 1	0- 0	2- 1			
3- 3	0- 0	0- 0	AWAY	0- 1	0- 1	3- 1			
0- 0	0- 0	0- 0	NEUTRAL	0- 0	0- 0	0- 0			

RPI 1-25				RPI 26-50				RPI 51-100				RPI 101+ Team's RPI: 161			
RPI	S	Opponent	Score	RPI	S	Opponent	Score	RPI	S	Opponent	Score	RPI	S	Opponent	Score
6	A	Texas A&M	58 83	35	A	Kansas	40 90	57	A	UTEP	52 81	109	A	McNeese St.	45 58
				36	A	LSU	35 77	76	A	Central Ark.	53 63	156	N	Fla. Atlantic	66 61
								76	H	Central Ark.	37 62	179	H	Ole Miss	67 58
												185	A	TCU	59 73
												211	H	Rice	61 54
												217	A	Nicholls St.	64 70
												217	H	Nicholls St.	70 52
												228	A	Southern U.	70 62
												248	H	La.-Monroe	70 68
												266	N	IUPUI	34 61
												290	A	Texas-Arlington	68 52
												304	A	UTSA	54 51
												311	H	Southeastern La.	61 69
												331	A	Northwestern St.	82 61
												331	H	Northwestern St.	58 56
												341	A	Houston Baptist	73 40
LAST 12 Division I GAMES:															
217	H	Nicholls St.	70 52	76	A	Central Ark.	53 63								
331	A	Northwestern St.	82 61	290	A	Texas-Arlington	68 52								
304	A	UTSA	54 51	109	A	McNeese St.	45 58								
311	H	Southeastern La.	61 69	76	H	Central Ark.	37 62								
217	A	Nicholls St.	64 70	211	H	Rice	61 54								
331	H	Northwestern St.	58 56	341	A	Houston Baptist	73 40								

Non-Div I Games: Centenary (LA) 73 44 Our Lady Of The Lak82 62

Lamar

■ Loss,
 ■ Non-Conf,
 ■ S Site,
 ■ Home
 ■ A Away
 N Neutral

Average RPI Win:	261	WON-LOST	WINNING	LAST 12	STRENGTH OF	OPP. STRENGTH	TEAM	ADJ.	CONF.	ADJ CONF.
Average RPI Loss:	126	RECORD	PCT. RANK	GAMES	SCHEDULE	OF SCHEDULE	RPI	RPI	RPI	RPI
DIV. I ONLY	13- 11	140	7- 5	250	211	180	180	28	28	
DIV. I NON-CONF.	7- 7	161	1- 1	242	123	166	166	31	31	
TOTALS	RPI 1-25	RPI 26-50	W-L RECORDS	RPI 51-100	RPI 101-150	RPI 150+				
13- 11	0- 2	0- 1	OVERALL	0- 2	0- 3	13- 3				
8- 3	0- 1	0- 1	HOME	0- 0	0- 1	8- 0				
5- 7	0- 1	0- 0	AWAY	0- 2	0- 2	5- 2				
0- 1	0- 0	0- 0	NEUTRAL	0- 0	0- 0	0- 1				
7- 7	0- 2	0- 1	NON-CONFERENCE	0- 2	0- 1	7- 1				
5- 2	0- 1	0- 1	HOME	0- 0	0- 0	5- 0				
2- 4	0- 1	0- 0	AWAY	0- 2	0- 1	2- 0				
0- 1	0- 0	0- 0	NEUTRAL	0- 0	0- 0	0- 1				
6- 4	0- 0	0- 0	CONFERENCE	0- 0	0- 2	6- 2				
3- 1	0- 0	0- 0	HOME	0- 0	0- 1	3- 0				
3- 3	0- 0	0- 0	AWAY	0- 0	0- 1	3- 2				
0- 0	0- 0	0- 0	NEUTRAL	0- 0	0- 0	0- 0				

RPI 1-25				RPI 26-50				RPI 51-100				RPI 101+ Team's RPI: 180			
RPI	S	Opponent	Score	RPI	S	Opponent	Score	RPI	S	Opponent	Score	RPI	S	Opponent	Score
13	A	Rutgers	40 68	39	H	Richmond	49 71	61	A	Saint Joseph's	48 66	139	A	American	49 55
20	H	Villanova	54 62					78	A	Sacred Heart	51 68	139	H	American	50 67
												145	A	La Salle	43 63
												160	A	Holy Cross	75 73
												160	H	Holy Cross	75 60
												174	N	Monmouth	73 75
												175	H	Loyola Maryland	70 60
												188	A	Navy	50 46
												189	H	Robert Morris	68 54
												264	A	Army	64 66
												276	A	Valparaiso	41 39
												306	H	Lafayette	68 55
												314	A	Colgate	71 77
												314	H	Colgate	85 82
												316	H	Rhode Island	67 56
												319	H	NJIT	61 37
												324	H	Saint Peter's	64 48
												334	A	Wagner	63 44
												337	A	Bucknell	53 38
LAST 12 Division I GAMES:															
314	A	Colgate	71 77	337	A	Bucknell	53 38								
139	H	American	50 67	314	H	Colgate	85 82								
160	A	Holy Cross	75 73	139	A	American	49 55								
264	A	Army	64 66	160	H	Holy Cross	75 60								
188	A	Navy	50 46	39	H	Richmond	49 71								
306	H	Lafayette	68 55	316	H	Rhode Island	67 56								

Non-Div I Games:

Lehigh

■ Loss,
 ■ Non-Conf,
 ■ S Site,
 ■ H Home
 ■ A Away
 N Neutral

Liberty

Average RPI Win: 248

Average RPI Loss: 89

WON-LOST

WINNING

LAST 12

Through Games Of Sunday, February 12, 2012

STRENGTH OF

OPP. STRENGTH

TEAM

ADJ.

CONF.

ADJ CONF.

RECORD

PCT. RANK

GAMES

SCHEDULE

OF SCHEDULE

RPI

RPI

RPI

RPI

DIV. I ONLY

13- 7

94

11- 1

145

228

102

102

26

26

DIV. I NON-CONF.

2- 6

275

0- 0

105

35

71

71

29

29

TOTALS

RPI 1-25

RPI 26-50

W-L RECORDS

RPI 51-100

RPI 101-150

RPI 150+

13- 7

0- 1

0- 3

OVERALL

0- 1

1- 1

12- 1

4- 3

0- 0

0- 1

HOME

0- 1

0- 1

4- 0

8- 3

0- 0

0- 2

AWAY

0- 0

1- 0

7- 1

1- 1

0- 1

0- 0

NEUTRAL

0- 0

0- 0

1- 0

2- 6

0- 1

0- 3

NON-CONFERENCE

0- 1

0- 0

2- 1

0- 2

0- 0

0- 1

HOME

0- 1

0- 0

0- 0

1- 3

0- 0

0- 2

AWAY

0- 0

0- 0

1- 1

1- 1

0- 1

0- 0

NEUTRAL

0- 0

0- 0

1- 0

11- 1

0- 0

0- 0

CONFERENCE

0- 0

1- 1

10- 0

4- 1

0- 0

0- 0

HOME

0- 0

0- 1

4- 0

7- 0

0- 0

0- 0

AWAY

0- 0

1- 0

6- 0

0- 0

0- 0

0- 0

NEUTRAL

0- 0

0- 0

0- 0

RPI 1-25

RPI 26-50

RPI 51-100

RPI 101+

Team's RPI: 102

RPI	S	Opponent	Score
15	N	Oklahoma	45 76

RPI	S	Opponent	Score
27	H	James Madison	58 62
39	A	Richmond	54 66
47	A	Virginia	38 64

RPI	S	Opponent	Score
79	H	VCU	47 52

RPI	S	Opponent	Score
144	A	High Point	73 65
144	H	High Point	69 73
194	A	Radford	76 68
208	A	Campbell	58 45
208	H	Campbell	90 61
212	A	Charleston So.	79 64
212	H	Charleston So.	77 69
230	H	Winthrop	74 49
256	H	Presbyterian	59 39
273	A	N.C. A&T	74 81
286	A	Coastal Caro.	82 45
297	A	UNC Greensboro	61 46
322	A	Gardner-Webb	78 51
329	A	UNC Asheville	78 56
330	N	Lipscomb	70 27

LAST 12 Division I GAMES:

212	H	Charleston So.	77 69	256	H	Presbyterian	59 39
144	A	High Point	73 65	212	A	Charleston So.	79 64
208	A	Campbell	58 45	286	A	Coastal Caro.	82 45
322	A	Gardner-Webb	78 51	208	H	Campbell	90 61
329	A	UNC Asheville	78 56	144	H	High Point	69 73
230	H	Winthrop	74 49	194	A	Radford	76 68

Non-Div I Games:

Virginia-Wise

82 39

Virginia Union

82 37

Glenville St.

116 65

Liberty

■ Loss,
 ■ Non-Conf,
 ■ S Site,
 ■ Home
 ■ A Away
 N Neutral

Average RPI Win:	289	WON-LOST	WINNING	LAST 12	STRENGTH OF	OPP. STRENGTH	TEAM	ADJ.	CONF.	ADJ CONF.
Average RPI Loss:	210	RECORD	PCT. RANK	GAMES	SCHEDULE	OF SCHEDULE	RPI	RPI	RPI	RPI
DIV. I ONLY	5- 20	310	2- 10	304	326	330	330	30	30	
DIV. I NON-CONF.	2- 9	298	0- 0	324	281	336	336	28	28	
TOTALS	RPI 1-25	RPI 26-50	W-L RECORDS	RPI 51-100	RPI 101-150	RPI 150+				
5- 20	0- 1	0- 0	OVERALL	0- 3	0- 3	5- 13				
4- 7	0- 0	0- 0	HOME	0- 1	0- 1	4- 5				
1- 12	0- 1	0- 0	AWAY	0- 2	0- 1	1- 8				
0- 1	0- 0	0- 0	NEUTRAL	0- 0	0- 1	0- 0				
2- 9	0- 1	0- 0	NON-CONFERENCE	0- 1	0- 1	2- 6				
1- 3	0- 0	0- 0	HOME	0- 0	0- 0	1- 3				
1- 5	0- 1	0- 0	AWAY	0- 1	0- 0	1- 3				
0- 1	0- 0	0- 0	NEUTRAL	0- 0	0- 1	0- 0				
3- 11	0- 0	0- 0	CONFERENCE	0- 2	0- 2	3- 7				
3- 4	0- 0	0- 0	HOME	0- 1	0- 1	3- 2				
0- 7	0- 0	0- 0	AWAY	0- 1	0- 1	0- 5				
0- 0	0- 0	0- 0	NEUTRAL	0- 0	0- 0	0- 0				

RPI 1-25				RPI 26-50				RPI 51-100				RPI 101+ Team's RPI: 330			
RPI	S	Opponent	Score	RPI	S	Opponent	Score	RPI	S	Opponent	Score	RPI	S	Opponent	Score
25	A	Vanderbilt	39 81					75	A	Fla. Gulf Coast	54 97	102	N	Liberty	27 70
								75	H	Fla. Gulf Coast	59 76	130	A	Stetson	59 74
								91	A	North Carolina	53 95	130	H	Stetson	63 74
												179	H	Ole Miss	57 72
												220	A	Alabama A&M	54 72
												251	A	Tennessee Tech	66 61
												253	A	Belmont	54 64
												253	H	Belmont	43 60
												255	H	Kennesaw St.	55 74
												270	A	Jacksonville	75 81
												270	H	Jacksonville	68 64
												282	A	North Florida	67 77
												282	H	North Florida	73 64
												285	A	Tennessee St.	54 80
												296	A	East Tenn. St.	52 89
												301	H	Austin Peay	58 61
												313	H	Air Force	59 68
												315	A	S.C. Upstate	66 73
												321	H	Mercer	80 70
												322	H	Gardner-Webb	76 65
												340	A	Jacksonville St.	72 81
LAST 12 Division I GAMES:															
130	A	Stetson	59 74	315	A	S.C. Upstate	66 73								
75	A	Fla. Gulf Coast	54 97	75	H	Fla. Gulf Coast	59 76								
253	H	Belmont	43 60	130	H	Stetson	63 74								
282	H	North Florida	73 64	253	A	Belmont	54 64								
270	H	Jacksonville	68 64	282	A	North Florida	67 77								
296	A	East Tenn. St.	52 89	270	A	Jacksonville	75 81								

Non-Div I Games:

Lipscomb

■ Loss,
■ Non-Conf,
■ S Site,
■ Home
■ A Away
N Neutral

Average RPI Win:	263	WON-LOST	WINNING	LAST 12	STRENGTH OF	OPP. STRENGTH	TEAM	ADJ.	CONF.	ADJ CONF.
Average RPI Loss:	176	RECORD	PCT. RANK	GAMES	SCHEDULE	OF SCHEDULE	RPI	RPI	RPI	RPI
DIV. I ONLY	10- 14	221	5- 7	314	236	263	263	21	21	
DIV. I NON-CONF.	5- 8	221	0- 1	321	230	280	280	22	22	
TOTALS	RPI 1-25	RPI 26-50	W-L RECORDS	RPI 51-100	RPI 101-150	RPI 150+				
10- 14	0- 0	0- 0	OVERALL	0- 2	0- 5	10- 7				
8- 2	0- 0	0- 0	HOME	0- 1	0- 0	8- 1				
2- 12	0- 0	0- 0	AWAY	0- 1	0- 5	2- 6				
0- 0	0- 0	0- 0	NEUTRAL	0- 0	0- 0	0- 0				
5- 8	0- 0	0- 0	NON-CONFERENCE	0- 2	0- 3	5- 3				
4- 1	0- 0	0- 0	HOME	0- 1	0- 0	4- 0				
1- 7	0- 0	0- 0	AWAY	0- 1	0- 3	1- 3				
0- 0	0- 0	0- 0	NEUTRAL	0- 0	0- 0	0- 0				
5- 6	0- 0	0- 0	CONFERENCE	0- 0	0- 2	5- 4				
4- 1	0- 0	0- 0	HOME	0- 0	0- 0	4- 1				
1- 5	0- 0	0- 0	AWAY	0- 0	0- 2	1- 3				
0- 0	0- 0	0- 0	NEUTRAL	0- 0	0- 0	0- 0				

RPI 1-25			RPI 26-50			RPI 51-100			RPI 101+ Team's RPI: 263		
RPI	S	Opponent	Score	RPI	S	Opponent	Score	RPI	S	Opponent	Score
								88	H	Wichita St.	64 73
								98	A	Washington	46 80
								103	A	Syracuse	42 81
								116	A	Pacific	56 93
								128	A	UC Davis	62 78
								135	A	Arizona	42 66
								140	A	Seattle	49 78
								168	A	Cal St. Northridge	75 72
								168	H	Cal St. Northridge	50 57
								172	H	Cal Poly	74 67
								192	A	Santa Clara	63 73
								219	A	UC Irvine	61 86
								219	H	UC Irvine	63 51
								232	A	Iona	73 78
								233	H	UC Santa Barbara	46 34
								268	A	Cal St. Fullerton	53 74
								278	A	Sacramento St.	67 74
								292	H	Nevada	61 58
								295	A	UC Riverside	71 75
								295	H	UC Riverside	70 59
								300	H	Dartmouth	66 52
								302	H	Utah Valley	75 43
								312	H	Western Mich.	76 56
								339	A	Columbia	70 61
LAST 12 Division I GAMES:											
168	A	Cal St. Northridge	75 72	128	A	UC Davis	62 78				
295	A	UC Riverside	71 75	116	A	Pacific	56 93				
219	A	UC Irvine	61 86	168	H	Cal St. Northridge	50 57				
268	A	Cal St. Fullerton	53 74	219	H	UC Irvine	63 51				
172	H	Cal Poly	74 67	295	H	UC Riverside	70 59				
233	H	UC Santa Barbara	46 34	88	H	Wichita St.	64 73				

Non-Div I Games:

Long Beach St.

■ Loss,
 ■ Non-Conf, S Site,
 ■ Home
 ■ Away
 N Neutral

Average RPI Win: 277	WON-LOST	WINNING	LAST 12	STRENGTH OF	OPP. STRENGTH	TEAM	ADJ.	CONF.	ADJ CONF.
Average RPI Loss: 169	RECORD	PCT. RANK	GAMES	SCHEDULE	OF SCHEDULE	RPI	RPI	RPI	RPI
DIV. I ONLY	5- 21	315	3- 9	153	286	288	288	29	29
DIV. I NON-CONF.	5- 21	297	3- 9	160	308	291	291	32	32
TOTALS	RPI 1-25	RPI 26-50	W-L RECORDS	RPI 51-100	RPI 101-150	RPI 150+			
5- 21	0- 2	0- 1	OVERALL	0- 3	0- 4	5- 11			
4- 2	0- 0	0- 0	HOME	0- 0	0- 1	4- 1			
1- 17	0- 2	0- 1	AWAY	0- 3	0- 3	1- 8			
0- 2	0- 0	0- 0	NEUTRAL	0- 0	0- 0	0- 2			
5- 21	0- 2	0- 1	NON-CONFERENCE	0- 3	0- 4	5- 11			
4- 2	0- 0	0- 0	HOME	0- 0	0- 1	4- 1			
1- 17	0- 2	0- 1	AWAY	0- 3	0- 3	1- 8			
0- 2	0- 0	0- 0	NEUTRAL	0- 0	0- 0	0- 2			
0- 0	0- 0	0- 0	CONFERENCE	0- 0	0- 0	0- 0			
0- 0	0- 0	0- 0	HOME	0- 0	0- 0	0- 0			
0- 0	0- 0	0- 0	AWAY	0- 0	0- 0	0- 0			
0- 0	0- 0	0- 0	NEUTRAL	0- 0	0- 0	0- 0			

RPI 1-25				RPI 26-50				RPI 51-100				RPI 101+ Team's RPI: 288			
RPI	S	Opponent	Score	RPI	S	Opponent	Score	RPI	S	Opponent	Score	RPI	S	Opponent	Score
5	A	Notre Dame	26 92	26	A	Georgetown	45 56	86	A	North Carolina St.	45 74	105	A	San Diego St.	37 79
11	A	Miami (FL)	43 92					87	A	Cincinnati	54 70	138	H	Coppin St.	51 73
								95	A	Appalachian St.	54 64	144	A	High Point	51 73
												147	A	Wright St.	44 77
												159	N	Central Mich.	59 70
												181	A	Marshall	48 62
												193	H	George Mason	58 80
												194	H	Radford	73 59
												208	A	Campbell	33 48
												210	A	William & Mary	43 76
												259	H	Cornell	68 61
												265	A	Eastern Ky.	62 80
												284	A	Savannah St.	41 53
												287	A	IPFW	54 73
												294	A	Murray St.	77 86
												300	H	Dartmouth	86 76
												302	A	Utah Valley	59 64
												313	A	Air Force	59 48
												319	H	NJIT	72 71
												323	N	Southeast Mo. St.	52 56
LAST 12 Division I GAMES:															
86	A	North Carolina St.	45 74	319	H	NJIT	72 71								
284	A	Savannah St.	41 53	302	A	Utah Valley	59 64								
265	A	Eastern Ky.	62 80	313	A	Air Force	59 48								
294	A	Murray St.	77 86	105	A	San Diego St.	37 79								
300	H	Dartmouth	86 76	138	H	Coppin St.	51 73								
287	A	IPFW	54 73	95	A	Appalachian St.	54 64								

Non-Div I Games:

Longwood

■ Loss,
 ■ Non-Conf, S Site,
 ■ Home
 ■ Away
 N Neutral

Average RPI Win: 240		WON-LOST	WINNING	LAST 12	STRENGTH OF	OPP. STRENGTH	TEAM	ADJ.	CONF.	ADJ CONF.
Average RPI Loss: 124		RECORD	PCT. RANK	GAMES	SCHEDULE	OF SCHEDULE	RPI	RPI	RPI	RPI
DIV. I ONLY		13- 11	140	8- 4	231	145	178	178	25	25
DIV. I NON-CONF.		7- 8	179	2- 1	198	95	153	153	23	23
TOTALS	RPI 1-25		RPI 26-50		W-L RECORDS		RPI 51-100		RPI 101-150	RPI 150+
13- 11	0- 0		0- 3		OVERALL		0- 2		3- 2	10- 4
5- 5	0- 0		0- 3		HOME		0- 1		2- 1	3- 0
6- 3	0- 0		0- 0		AWAY		0- 0		1- 1	5- 2
2- 3	0- 0		0- 0		NEUTRAL		0- 1		0- 0	2- 2
7- 8	0- 0		0- 3		NON-CONFERENCE		0- 1		2- 1	5- 3
3- 3	0- 0		0- 3		HOME		0- 0		2- 0	1- 0
2- 2	0- 0		0- 0		AWAY		0- 0		0- 1	2- 1
2- 3	0- 0		0- 0		NEUTRAL		0- 1		0- 0	2- 2
6- 3	0- 0		0- 0		CONFERENCE		0- 1		1- 1	5- 1
2- 2	0- 0		0- 0		HOME		0- 1		0- 1	2- 0
4- 1	0- 0		0- 0		AWAY		0- 0		1- 0	3- 1
0- 0	0- 0		0- 0		NEUTRAL		0- 0		0- 0	0- 0

RPI 1-25				RPI 26-50				RPI 51-100				RPI 101+ Team's RPI: 178			
RPI	S	Opponent	Score	RPI	S	Opponent	Score	RPI	S	Opponent	Score	RPI	S	Opponent	Score
				36	H	LSU	55 66	63	H	Fresno St.	59 61	117	H	Mississippi St.	63 62
				45	H	Tulane	52 61	94	N	Memphis	67 86	119	A	Oral Roberts	71 92
				46	H	Missouri St.	65 78					137	A	Utah St.	82 76
												137	H	Utah St.	62 79
												141	H	UALR	64 48
												162	N	Seton Hall	69 72
												170	N	Old Dominion	84 71
												173	N	Alabama	59 67
												216	A	Arkansas St.	69 59
												225	A	Western Ky.	54 69
												251	H	Tennessee Tech	82 64
												262	A	Hawaii	46 61
												271	A	San Jose St.	70 64
												291	N	Prairie View	89 83
												292	H	Nevada	77 63
												298	A	Idaho	61 57
												298	H	Idaho	66 54
												317	A	Houston	79 53
												325	A	New Mexico St.	69 42
LAST 12 Division I GAMES:															
				298	A	Idaho	61 57	262	A	Hawaii	46 61				
				137	A	Utah St.	82 76	137	H	Utah St.	62 79				
				63	H	Fresno St.	59 61	298	H	Idaho	66 54				
				292	H	Nevada	77 63	36	H	LSU	55 66				
				325	A	New Mexico St.	69 42	251	H	Tennessee Tech	82 64				
				271	A	San Jose St.	70 64	291	N	Prairie View	89 83				

Non-Div I Games:

Louisiana Tech

Loss, Non-Conf, S Site, H Home A Away N Neutral

Louisville

Season 1999-2000				Through Games of Sunday, February 12, 2000						
Average RPI Win:	143	WON-LOST	WINNING	LAST 12	STRENGTH OF	OPP. STRENGTH	TEAM	ADJ.	CONF.	ADJ CONF.
Average RPI Loss:	17	RECORD	PCT. RANK	GAMES	SCHEDULE	OF SCHEDULE	RPI	RPI	RPI	RPI
DIV. I ONLY	18- 7	52	7- 5	35	26	19	19	2	2	
DIV. I NON-CONF.	11- 2	24	1- 0	134	72	48	48	1	1	

TOTALS	RPI 1-25	RPI 26-50	W-L RECORDS	RPI 51-100	RPI 101-150	RPI 150+
18- 7	1- 5	2- 2	OVERALL	4- 0	4- 0	7- 0
10- 1	1- 1	0- 0	HOME	1- 0	4- 0	4- 0
8- 6	0- 4	2- 2	AWAY	3- 0	0- 0	3- 0
0- 0	0- 0	0- 0	NEUTRAL	0- 0	0- 0	0- 0
11- 2	0- 2	1- 0	NON-CONFERENCE	2- 0	1- 0	7- 0
5- 0	0- 0	0- 0	HOME	0- 0	1- 0	4- 0
6- 2	0- 2	1- 0	AWAY	2- 0	0- 0	3- 0
0- 0	0- 0	0- 0	NEUTRAL	0- 0	0- 0	0- 0
7- 5	1- 3	1- 2	CONFERENCE	2- 0	3- 0	0- 0
5- 1	1- 1	0- 0	HOME	1- 0	3- 0	0- 0
2- 4	0- 2	1- 2	AWAY	1- 0	0- 0	0- 0
0- 0	0- 0	0- 0	NEUTRAL	0- 0	0- 0	0- 0

RPI S	Opponent	Score	RPI S	Opponent	Score	RPI S	Opponent	Score	RPI S	Opponent	Score
2	H Connecticut	46 56	26	A Georgetown	64 61	68	A Florida St.	85 76	103	H Syracuse	89 62
6	A Texas A&M	58 76	29	A St. John's (NY)	64 72	87	A Cincinnati	64 59	108	H Marquette	70 53
9	A Kentucky	54 74	42	A West Virginia	50 66	90	A Washington St.	75 71	112	H Providence	64 48
13	A Rutgers	68 71	46	A Missouri St.	73 64	96	H South Fla.	63 57	120	H UT Martin	70 57
18	A DePaul	61 86							151	A Florida A&M	86 66
20	H Villanova	62 58							167	A Portland	71 42
									204	H Xavier	62 44
									265	A Eastern Ky.	77 53
									294	H Murray St.	105 62
									301	H Austin Peay	78 60
									322	H Gardner-Webb	92 27
LAST 12 Division I GAMES:											
103	H Syracuse	89 62	112	H Providence	64 48						
2	H Connecticut	46 56	13	A Rutgers	68 71						
42	A West Virginia	50 66	96	H South Fla.	63 57						
18	A DePaul	61 86	29	A St. John's (NY)	64 72						
20	H Villanova	62 58	108	H Marquette	70 53						
26	A Georgetown	64 61	120	H UT Martin	70 57						

Non-Div I Games:

Louisville

■ Loss,
■ Non-Conf, S Site,
■ Home
■ Away
N Neutral

Average RPI Win:	244	WON-LOST	WINNING	LAST 12	STRENGTH OF	OPP. STRENGTH	TEAM	ADJ.	CONF.	ADJ CONF.
Average RPI Loss:	135	RECORD	PCT. RANK	GAMES	SCHEDULE	OF SCHEDULE	RPI	RPI	RPI	RPI
DIV. I ONLY	10- 13	211	5- 7	216	165	215	215	13	13	
DIV. I NON-CONF.	4- 6	212	0- 0	271	108	234	234	18	18	
TOTALS	RPI 1-25	RPI 26-50	W-L RECORDS	RPI 51-100	RPI 101-150	RPI 150+				
10- 13	0- 2	0- 0	OVERALL	0- 1	1- 6	9- 4				
3- 8	0- 0	0- 0	HOME	0- 1	0- 5	3- 2				
6- 4	0- 2	0- 0	AWAY	0- 0	1- 1	5- 1				
1- 1	0- 0	0- 0	NEUTRAL	0- 0	0- 0	1- 1				
4- 6	0- 1	0- 0	NON-CONFERENCE	0- 1	0- 2	4- 2				
1- 3	0- 0	0- 0	HOME	0- 1	0- 2	1- 0				
2- 2	0- 1	0- 0	AWAY	0- 0	0- 0	2- 1				
1- 1	0- 0	0- 0	NEUTRAL	0- 0	0- 0	1- 1				
6- 7	0- 1	0- 0	CONFERENCE	0- 0	1- 4	5- 2				
2- 5	0- 0	0- 0	HOME	0- 0	0- 3	2- 2				
4- 2	0- 1	0- 0	AWAY	0- 0	1- 1	3- 0				
0- 0	0- 0	0- 0	NEUTRAL	0- 0	0- 0	0- 0				

RPI 1-25				RPI 26-50				RPI 51-100				RPI 101+ Team's RPI: 215			
RPI	S	Opponent	Score	RPI	S	Opponent	Score	RPI	S	Opponent	Score	RPI	S	Opponent	Score
18	A	DePaul	65 70					70	H	Eastern Mich.	55 63	107	H	Northwestern	67 72
23	A	Green Bay	49 76									127	A	Detroit	59 83
												127	H	Detroit	66 76
												142	H	Ill.-Chicago	56 57
												145	H	La Salle	45 48
												147	A	Wright St.	74 66
												147	H	Wright St.	62 64
												157	A	Drake	50 65
												176	H	Northern Ill.	73 42
												197	N	Akron	86 97
												224	H	Butler	57 60
												234	A	Youngstown St.	82 77
												234	H	Youngstown St.	78 73
												236	A	Milwaukee	81 73
												260	A	Southern Ill.	66 44
												274	N	San Francisco	65 63
												275	A	Cleveland St.	85 67
												275	H	Cleveland St.	65 67
												276	H	Valparaiso	86 56
												326	A	Chicago St.	77 34
LAST 12 Division I GAMES:															
234	H	Youngstown St.	78 73	276	H	Valparaiso	86 56								
275	H	Cleveland St.	65 67	275	A	Cleveland St.	85 67								
147	A	Wright St.	74 66	234	A	Youngstown St.	82 77								
127	A	Detroit	59 83	127	H	Detroit	66 76								
142	H	Ill.-Chicago	56 57	147	H	Wright St.	62 64								
224	H	Butler	57 60	23	A	Green Bay	49 76								

Non-Div I Games: Neb. Omaha 69 57

Loyola Chicago

■ Loss,
 ■ Non-Conf,
 ■ S Site,
 ■ H Home
 ■ A Away
 N Neutral

Loyola Maryland

Through Games Of Sunday, February 12, 2012

Average RPI Win:	210	WON-LOST	WINNING	LAST 12	STRENGTH OF	OPP. STRENGTH	TEAM	ADJ.	CONF.	ADJ CONF.
Average RPI Loss:	168	RECORD	PCT. RANK	GAMES	SCHEDULE	OF SCHEDULE	RPI	RPI	RPI	RPI
DIV. I ONLY	12- 13	185	8- 4	157	246	175	175	22	22	
DIV. I NON-CONF.	4- 7	229	0- 0	58	187	124	124	19	19	
TOTALS	RPI 1-25	RPI 26-50	W-L RECORDS	RPI 51-100	RPI 101-150	RPI 150+				
12- 13	0- 1	0- 0	OVERALL	1- 2	1- 2	10- 8				
8- 4	0- 0	0- 0	HOME	1- 0	1- 1	6- 3				
4- 9	0- 1	0- 0	AWAY	0- 2	0- 1	4- 5				
0- 0	0- 0	0- 0	NEUTRAL	0- 0	0- 0	0- 0				
4- 7	0- 1	0- 0	NON-CONFERENCE	1- 1	0- 2	3- 3				
3- 1	0- 0	0- 0	HOME	1- 0	0- 1	2- 0				
1- 6	0- 1	0- 0	AWAY	0- 1	0- 1	1- 3				
0- 0	0- 0	0- 0	NEUTRAL	0- 0	0- 0	0- 0				
8- 6	0- 0	0- 0	CONFERENCE	0- 1	1- 0	7- 5				
5- 3	0- 0	0- 0	HOME	0- 0	1- 0	4- 3				
3- 3	0- 0	0- 0	AWAY	0- 1	0- 0	3- 2				
0- 0	0- 0	0- 0	NEUTRAL	0- 0	0- 0	0- 0				

RPI 1-25				RPI 26-50				RPI 51-100				RPI 101+ Team's RPI: 175			
RPI	S	Opponent	Score	RPI	S	Opponent	Score	RPI	S	Opponent	Score	RPI	S	Opponent	Score
12	A	Maryland	46 84					52	A	Marist	62 70	121	H	Fairfield	55 48
								67	H	Howard	62 56	139	A	American	48 63
								71	A	Towson	54 56	148	H	UMBC	56 60
												171	A	Pittsburgh	59 65
												180	A	Lehigh	60 70
												187	A	Manhattan	59 45
												187	H	Manhattan	46 61
												188	H	Navy	42 38
												196	A	Canisius	55 65
												196	H	Canisius	70 62
												205	A	Mt. St. Mary's	54 59
												209	A	George Washington	70 62
												232	H	Iona	66 60
												239	A	Niagara	68 48
												239	H	Niagara	54 57
												261	A	Rider	61 67
												261	H	Rider	71 57
												264	H	Army	68 64
												279	A	Siena	67 54
												279	H	Siena	55 45
												324	H	Saint Peter's	51 68
LAST 12 Division I GAMES:															
121	H	Fairfield	55 48	187	A	Manhattan	59 45								
232	H	Iona	66 60	52	A	Marist	62 70								
261	H	Rider	71 57	279	H	Siena	55 45								
196	H	Canisius	70 62	324	H	Saint Peter's	51 68								
239	A	Niagara	68 48	261	A	Rider	61 67								
196	A	Canisius	55 65	279	A	Siena	67 54								

Non-Div I Games:

Loyola Maryland

Loss, Non-Conf, S Site, H Home A Away N Neutral

Average RPI Win:	233	WON-LOST	WINNING	LAST 12	STRENGTH OF	OPP. STRENGTH	TEAM	ADJ.	CONF.	ADJ CONF.
Average RPI Loss:	131	RECORD	PCT. RANK	GAMES	SCHEDULE	OF SCHEDULE	RPI	RPI	RPI	RPI
DIV. I ONLY	7- 18	282	3- 9	144	117	257	257	8	8	
DIV. I NON-CONF.	4- 8	241	0- 0	214	275	288	288	9	9	
TOTALS	RPI 1-25	RPI 26-50	W-L RECORDS	RPI 51-100	RPI 101-150	RPI 150+				
7- 18	0- 0	0- 5	OVERALL	0- 3	0- 2	7- 8				
4- 11	0- 0	0- 3	HOME	0- 2	0- 1	4- 5				
3- 7	0- 0	0- 2	AWAY	0- 1	0- 1	3- 3				
0- 0	0- 0	0- 0	NEUTRAL	0- 0	0- 0	0- 0				
4- 8	0- 0	0- 1	NON-CONFERENCE	0- 1	0- 1	4- 5				
3- 5	0- 0	0- 1	HOME	0- 1	0- 0	3- 3				
1- 3	0- 0	0- 0	AWAY	0- 0	0- 1	1- 2				
0- 0	0- 0	0- 0	NEUTRAL	0- 0	0- 0	0- 0				
3- 10	0- 0	0- 4	CONFERENCE	0- 2	0- 1	3- 3				
1- 6	0- 0	0- 2	HOME	0- 1	0- 1	1- 2				
2- 4	0- 0	0- 2	AWAY	0- 1	0- 0	2- 1				
0- 0	0- 0	0- 0	NEUTRAL	0- 0	0- 0	0- 0				

RPI S	Opponent	Score	RPI S	Opponent	Score	RPI S	Opponent	Score	RPI S	Opponent	Score	Team's RPI: 257
34	A Gonzaga	61 79	34	H Gonzaga	54 80	51	H St. Mary's (CA)	72 82	122	H Pepperdine	59 68	
40	A BYU	47 80	40	H BYU	48 72	85	A San Diego	58 80	129	A Denver	55 71	
49	H UCLA	43 84							167	A Portland	68 60	
									167	H Portland	63 80	
									168	H Cal St. Northridge	62 79	
									172	H Cal Poly	73 72	
									184	H Portland St.	55 70	
									192	A Santa Clara	57 61	
									192	H Santa Clara	64 54	
									233	A UC Santa Barbara	49 66	
									234	H Youngstown St.	50 64	
									245	H Wyoming	57 54	
									268	A Cal St. Fullerton	52 79	
									274	A San Francisco	62 49	
									274	H San Francisco	59 61	
									278	H Sacramento St.	86 73	
									303	A New Mexico	57 54	
LAST 12 Division I GAMES:												
167	H Portland	63 80	192	H Santa Clara	64 54							
192	A Santa Clara	57 61	40	H BYU	48 72							
122	H Pepperdine	59 68	85	A San Diego	58 80							
274	A San Francisco	62 49	34	H Gonzaga	54 80							
167	A Portland	68 60	40	A BYU	47 80							
34	A Gonzaga	61 79	274	H San Francisco	59 61							

Non-Div I Games:

Loyola Marymount

■ Loss,
 ■ Non-Conf, S Site,
 ■ Home
 ■ Away
 N Neutral

Average RPI Win:	294	WON-LOST	WINNING	LAST 12	STRENGTH OF	OPP. STRENGTH	TEAM	ADJ.	CONF.	ADJ CONF.
Average RPI Loss:	158	RECORD	PCT. RANK	GAMES	SCHEDULE	OF SCHEDULE	RPI	RPI	RPI	RPI
DIV. I ONLY	5- 19	302	3- 9	197	264	308	308	14	14	
DIV. I NON-CONF.	2- 10	304	0- 0	280	301	325	325	16	16	
TOTALS	RPI 1-25	RPI 26-50	W-L RECORDS	RPI 51-100	RPI 101-150	RPI 150+				
5- 19	0- 0	0- 1	OVERALL	0- 4	0- 4	5- 10				
3- 8	0- 0	0- 1	HOME	0- 1	0- 2	3- 4				
2- 8	0- 0	0- 0	AWAY	0- 2	0- 2	2- 4				
0- 3	0- 0	0- 0	NEUTRAL	0- 1	0- 0	0- 2				
2- 10	0- 0	0- 1	NON-CONFERENCE	0- 1	0- 0	2- 8				
1- 4	0- 0	0- 1	HOME	0- 0	0- 0	1- 3				
1- 3	0- 0	0- 0	AWAY	0- 0	0- 0	1- 3				
0- 3	0- 0	0- 0	NEUTRAL	0- 1	0- 0	0- 2				
3- 9	0- 0	0- 0	CONFERENCE	0- 3	0- 4	3- 2				
2- 4	0- 0	0- 0	HOME	0- 1	0- 2	2- 1				
1- 5	0- 0	0- 0	AWAY	0- 2	0- 2	1- 1				
0- 0	0- 0	0- 0	NEUTRAL	0- 0	0- 0	0- 0				

RPI S	Opponent	Score	RPI S	Opponent	Score	RPI S	Opponent	Score	RPI S	Opponent	Score	Team's RPI: 308
27	H James Madison	47 64	72	N Duquesne	38 76	106	A Albany (NY)	55 68				
			73	A Boston U.	34 75	106	H Albany (NY)	48 60				
			73	H Boston U.	50 73	148	A UMBC	44 66				
			83	A Hartford	52 64	148	H UMBC	55 75				
						186	H Brown	59 61				
						188	A Navy	56 73				
						191	H New Hampshire	50 66				
						206	A Central Conn. St.	48 53				
						209	N George Washington	46 54				
						212	N Charleston So.	63 78				
						222	H Bryant	53 65				
						229	A Massachusetts	54 63				
						237	A Binghamton	54 72				
						237	H Binghamton	48 47				
						269	H Vermont	70 60				
						279	H Siena	51 78				
						309	A Stony Brook	57 44				
						316	A Rhode Island	62 58				
						338	H Troy	66 53				
LAST 12 Division I GAMES:												
106	A Albany (NY)	55 68	83	A Hartford	52 64							
73	H Boston U.	50 73	269	H Vermont	70 60							
148	A UMBC	44 66	106	H Albany (NY)	48 60							
237	H Binghamton	48 47	73	A Boston U.	34 75							
191	H New Hampshire	50 66	148	H UMBC	55 75							
309	A Stony Brook	57 44	237	A Binghamton	54 72							

Non-Div I Games: Maine Maritime 73 37

Maine

Through Games of Sunday, February 11, 1911									
Average RPI Win: 232	WON-LOST	WINNING	LAST 12	STRENGTH OF	OPP. STRENGTH	TEAM	ADJ.	CONF.	ADJ CONF.
Average RPI Loss: 176	RECORD	PCT. RANK	GAMES	SCHEDULE	OF SCHEDULE	RPI	RPI	RPI	RPI
DIV. I ONLY	13- 12	159	6- 6	202	307	187	187	22	22
DIV. I NON-CONF.	6- 6	161	0- 0	255	335	204	204	19	19

TOTALS	RPI 1-25	RPI 26-50	W-L RECORDS	RPI 51-100	RPI 101-150	RPI 150+			
13- 12	0- 0	0- 0	OVERALL	2- 2	0- 3	11- 7			
8- 4	0- 0	0- 0	HOME	2- 0	0- 1	6- 3			
4- 8	0- 0	0- 0	AWAY	0- 2	0- 2	4- 4			
1- 0	0- 0	0- 0	NEUTRAL	0- 0	0- 0	1- 0			
6- 6	0- 0	0- 0	NON-CONFERENCE	1- 1	0- 1	5- 4			
4- 1	0- 0	0- 0	HOME	1- 0	0- 0	3- 1			
1- 5	0- 0	0- 0	AWAY	0- 1	0- 1	1- 3			
1- 0	0- 0	0- 0	NEUTRAL	0- 0	0- 0	1- 0			
7- 6	0- 0	0- 0	CONFERENCE	1- 1	0- 2	6- 3			
4- 3	0- 0	0- 0	HOME	1- 0	0- 1	3- 2			
3- 3	0- 0	0- 0	AWAY	0- 1	0- 1	3- 1			
0- 0	0- 0	0- 0	NEUTRAL	0- 0	0- 0	0- 0			

RPI 1-25				RPI 26-50				RPI 51-100				RPI 101+				Team's RPI: 187	
RPI	S	Opponent	Score	RPI	S	Opponent	Score	RPI	S	Opponent	Score	RPI	S	Opponent	Score		
								52	A	Marist	41 61	109	A	McNeese St.	52 69		
								52	H	Marist	48 44	121	A	Fairfield	49 58		
								78	H	Sacred Heart	62 50	121	H	Fairfield	59 63		
								83	A	Hartford	45 64	174	H	Monmouth	71 59		
												175	A	Loyola Maryland	61 46		
												175	H	Loyola Maryland	45 59		
												191	A	New Hampshire	42 57		
												196	H	Canisius	73 51		
												221	H	Fordham	49 59		
												232	A	Iona	60 65		
												239	H	Niagara	55 61		
												259	H	Cornell	73 49		
												261	A	Rider	57 36		
												261	H	Rider	59 45		
												264	A	Army	43 58		
												279	H	Siena	56 53		
												296	N	East Tenn. St.	86 53		
												306	A	Lafayette	43 48		
												319	A	NJIT	75 66		
												324	A	Saint Peter's	62 36		
												336	H	St. Francis (NY)	50 37		
LAST 12 Division I GAMES:																	
				261	A	Rider	57 36	175	H	Loyola Maryland	45 59						
				239	H	Niagara	55 61	232	A	Iona	60 65						
				52	H	Marist	48 44	196	H	Canisius	73 51						
				279	H	Siena	56 53	52	A	Marist	41 61						
				324	A	Saint Peter's	62 36	121	H	Fairfield	59 63						
				121	A	Fairfield	49 58	175	A	Loyola Maryland	61 46						

Non-Div I Games:

Manhattan

Loss, Non-Conf, S Site, H Home A Away N Neutral

Average RPI Win:	195	WON-LOST	WINNING	LAST 12	STRENGTH OF	OPP. STRENGTH	TEAM	ADJ.	CONF.	ADJ CONF.
Average RPI Loss:	55	RECORD	PCT. RANK	GAMES	SCHEDULE	OF SCHEDULE	RPI	RPI	RPI	RPI
DIV. I ONLY	18- 7	52	11- 1	78	135	52	52	22	22	
DIV. I NON-CONF.	5- 6	191	0- 0	4	13	8	8	19	19	
TOTALS	RPI 1-25	RPI 26-50	W-L RECORDS	RPI 51-100	RPI 101-150	RPI 150+				
18- 7	0- 4	0- 0	OVERALL	3- 2	3- 0	12- 1				
10- 2	0- 2	0- 0	HOME	2- 0	1- 0	7- 0				
5- 5	0- 2	0- 0	AWAY	0- 2	1- 0	4- 1				
3- 0	0- 0	0- 0	NEUTRAL	1- 0	1- 0	1- 0				
5- 6	0- 4	0- 0	NON-CONFERENCE	3- 2	1- 0	1- 0				
2- 2	0- 2	0- 0	HOME	2- 0	0- 0	0- 0				
0- 4	0- 2	0- 0	AWAY	0- 2	0- 0	0- 0				
3- 0	0- 0	0- 0	NEUTRAL	1- 0	1- 0	1- 0				
13- 1	0- 0	0- 0	CONFERENCE	0- 0	2- 0	11- 1				
8- 0	0- 0	0- 0	HOME	0- 0	1- 0	7- 0				
5- 1	0- 0	0- 0	AWAY	0- 0	1- 0	4- 1				
0- 0	0- 0	0- 0	NEUTRAL	0- 0	0- 0	0- 0				

RPI	S	Opponent	Score
10	H	Kansas St.	56 57
16	A	St. Bonaventure	56 67
20	H	Villanova	53 60
24	A	Princeton	51 68

RPI	S	Opponent	Score

RPI	S	Opponent	Score
58	A	Hofstra	69 71
60	N	South Dakota St.	57 49
73	A	Boston U.	36 49
83	H	Hartford	57 51
93	H	Yale	78 64

RPI	S	Opponent	Score
111	N	Auburn	69 61
121	A	Fairfield	59 47
121	H	Fairfield	60 54
157	N	Drake	50 47
175	H	Loyola Maryland	70 62
187	A	Manhattan	44 48
187	H	Manhattan	61 41
196	H	Canisius	69 57
232	A	Iona	73 61
239	H	Niagara	63 44
261	A	Rider	82 56
261	H	Rider	76 54
279	A	Siena	56 45
279	H	Siena	75 51
324	A	Saint Peter's	56 54
324	H	Saint Peter's	87 49

LAST 12 Division I GAMES:

279	H	Siena	75 51	175	H	Loyola Maryland	70 62
121	H	Fairfield	60 54	261	H	Rider	76 54
324	H	Saint Peter's	87 49	239	H	Niagara	63 44
187	A	Manhattan	44 48	121	A	Fairfield	59 47
279	A	Siena	56 45	187	H	Manhattan	61 41
232	A	Iona	73 61	261	A	Rider	82 56

M
a
r
i
s
tM
a
r
i
s
t

Non-Div I Games:

Marist

Average RPI Win:	161	WON-LOST	WINNING	LAST 12	STRENGTH OF	OPP. STRENGTH	TEAM	ADJ.	CONF.	ADJ CONF.
Average RPI Loss:	43	RECORD	PCT. RANK	GAMES	SCHEDULE	OF SCHEDULE	RPI	RPI	RPI	RPI
DIV. I ONLY	12- 11	152	6- 6	51	19	108	108	2	2	
DIV. I NON-CONF.	8- 4	89	2- 0	109	43	144	144	1	1	
TOTALS	RPI 1-25	RPI 26-50	W-L RECORDS	RPI 51-100	RPI 101-150	RPI 150+				
12- 11	1- 5	1- 3	OVERALL	2- 2	2- 1	6- 0				
9- 4	1- 1	0- 1	HOME	1- 1	2- 1	5- 0				
2- 5	0- 4	1- 1	AWAY	1- 0	0- 0	0- 0				
1- 2	0- 0	0- 1	NEUTRAL	0- 1	0- 0	1- 0				
8- 4	0- 2	0- 1	NON-CONFERENCE	2- 1	2- 0	4- 0				
6- 1	0- 1	0- 0	HOME	1- 0	2- 0	3- 0				
1- 1	0- 1	0- 0	AWAY	1- 0	0- 0	0- 0				
1- 2	0- 0	0- 1	NEUTRAL	0- 1	0- 0	1- 0				
4- 7	1- 3	1- 2	CONFERENCE	0- 1	0- 1	2- 0				
3- 3	1- 0	0- 1	HOME	0- 1	0- 1	2- 0				
1- 4	0- 3	1- 1	AWAY	0- 0	0- 0	0- 0				
0- 0	0- 0	0- 0	NEUTRAL	0- 0	0- 0	0- 0				

RPI 1-25				RPI 26-50				RPI 51-100				RPI 101+ Team's RPI: 108			
RPI	S	Opponent	Score	RPI	S	Opponent	Score	RPI	S	Opponent	Score	RPI	S	Opponent	Score
5	A	Notre Dame	42 95	26	H	Georgetown	39 67	60	H	South Dakota St.	59 51	112	H	Providence	50 52
17	H	Georgia Tech	63 74	29	A	St. John's (NY)	63 55	82	A	Toledo	69 60	133	H	Wisconsin	54 52
18	A	DePaul	59 71	31	N	Michigan	51 71	87	H	Cincinnati	52 64	150	H	Mississippi Val.	69 61
19	A	Louisville	53 70	42	A	West Virginia	32 53	90	N	Washington St.	52 65	162	H	Seton Hall	69 60
20	H	Villanova	51 50									171	H	Pittsburgh	72 48
23	A	Green Bay	50 66									232	H	Iona	93 44
												269	H	Vermont	71 60
												291	N	Prairie View	71 51
												328	H	Ark.-Pine Bluff	84 36
LAST 12 Division I GAMES:															
18	A	DePaul	59 71	29	A	St. John's (NY)	63 55								
171	H	Pittsburgh	72 48	20	H	Villanova	51 50								
87	H	Cincinnati	52 64	162	H	Seton Hall	69 60								
42	A	West Virginia	32 53	19	A	Louisville	53 70								
112	H	Providence	50 52	82	A	Toledo	69 60								
26	H	Georgetown	39 67	269	H	Vermont	71 60								

Non-Div I Games: New Orleans 96 35

Marquette

■ Loss,
 ■ Non-Conf, S Site,
 ■ Home
 ■ Away
 N Neutral

Average RPI Win:	252	WON-LOST	WINNING	LAST 12	STRENGTH OF	OPP. STRENGTH	TEAM	ADJ.	CONF.	ADJ CONF.
Average RPI Loss:	134	RECORD	PCT. RANK	GAMES	SCHEDULE	OF SCHEDULE	RPI	RPI	RPI	RPI
DIV. I ONLY	12- 11	152	4- 8	238	168	181	181	11	11	
DIV. I NON-CONF.	8- 4	89	0- 1	308	246	228	228	17	17	
TOTALS	RPI 1-25	RPI 26-50	W-L RECORDS	RPI 51-100	RPI 101-150	RPI 150+				
12- 11	0- 0	0- 2	OVERALL	1- 3	0- 1	11- 5				
6- 4	0- 0	0- 0	HOME	1- 1	0- 1	5- 2				
5- 6	0- 0	0- 1	AWAY	0- 2	0- 0	5- 3				
1- 1	0- 0	0- 1	NEUTRAL	0- 0	0- 0	1- 0				
8- 4	0- 0	0- 1	NON-CONFERENCE	1- 0	0- 1	7- 2				
3- 1	0- 0	0- 0	HOME	1- 0	0- 1	2- 0				
4- 2	0- 0	0- 0	AWAY	0- 0	0- 0	4- 2				
1- 1	0- 0	0- 1	NEUTRAL	0- 0	0- 0	1- 0				
4- 7	0- 0	0- 1	CONFERENCE	0- 3	0- 0	4- 3				
3- 3	0- 0	0- 0	HOME	0- 1	0- 0	3- 2				
1- 4	0- 0	0- 1	AWAY	0- 2	0- 0	1- 1				
0- 0	0- 0	0- 0	NEUTRAL	0- 0	0- 0	0- 0				

RPI 1-25				RPI 26-50				RPI 51-100				RPI 101+				Team's RPI: 181	
RPI	S	Opponent	Score	RPI	S	Opponent	Score	RPI	S	Opponent	Score	RPI	S	Opponent	Score		
				42	N	West Virginia	57 69	57	A	UTEP	56 64	113	H	Miami (OH)	49 56		
				45	A	Tulane	52 68	87	H	Cincinnati	55 47	163	H	UCF	44 55		
								94	A	Memphis	58 71	166	A	Furman	54 62		
								99	H	UAB	45 50	190	H	Tulsa	63 45		
												198	H	SMU	53 55		
												211	H	Rice	65 57		
												218	H	Southern Miss.	55 44		
												243	A	East Carolina	57 61		
												251	A	Tennessee Tech	73 68		
												254	A	Ohio	56 68		
												258	A	Ball St.	60 58		
												288	H	Longwood	62 48		
												289	A	Morehead St.	83 66		
												293	A	Evansville	60 48		
												299	H	Kent St.	93 55		
												317	A	Houston	65 41		
												326	N	Chicago St.	72 48		
LAST 12 Division I GAMES:																	
				243	A	East Carolina	57 61	163	H	UCF	44 55						
				57	A	UTEP	56 64	42	N	West Virginia	57 69						
				99	H	UAB	45 50	198	H	SMU	53 55						
				211	H	Rice	65 57	218	H	Southern Miss.	55 44						
				45	A	Tulane	52 68	190	H	Tulsa	63 45						
				94	A	Memphis	58 71	317	A	Houston	65 41						

Non-Div I Games:	Neb. Omaha	54	48
------------------	------------	----	----

Marshall

Loss, Non-Conf, S Site, H Home A Away N Neutral

Maryland

Average RPI Win: 127				Through Games Of Sunday, February 12, 2012					
Average RPI Loss: 53	WON-LOST RECORD	WINNING PCT. RANK	LAST 12 GAMES	STRENGTH OF SCHEDULE	OPP. STRENGTH OF SCHEDULE	TEAM RPI	ADJ. RPI	CONF. RPI	ADJ CONF. RPI
DIV. I ONLY	21- 4	16	8- 4	24	60	12	12	6	6
DIV. I NON-CONF.	13- 0	1	0- 0	46	144	21	21	4	4
TOTALS	RPI 1-25	RPI 26-50	W-L RECORDS	RPI 51-100	RPI 101-150	RPI 150+			
21- 4	3- 3	3- 0	OVERALL	5- 0	3- 0	7- 1			
12- 2	2- 1	3- 0	HOME	3- 0	0- 0	4- 1			
8- 2	1- 2	0- 0	AWAY	2- 0	3- 0	2- 0			
1- 0	0- 0	0- 0	NEUTRAL	0- 0	0- 0	1- 0			
13- 0	1- 0	2- 0	NON-CONFERENCE	2- 0	3- 0	5- 0			
8- 0	1- 0	2- 0	HOME	2- 0	0- 0	3- 0			
4- 0	0- 0	0- 0	AWAY	0- 0	3- 0	1- 0			
1- 0	0- 0	0- 0	NEUTRAL	0- 0	0- 0	1- 0			
8- 4	2- 3	1- 0	CONFERENCE	3- 0	0- 0	2- 1			
4- 2	1- 1	1- 0	HOME	1- 0	0- 0	1- 1			
4- 2	1- 2	0- 0	AWAY	2- 0	0- 0	1- 0			
0- 0	0- 0	0- 0	NEUTRAL	0- 0	0- 0	0- 0			

RPI 1-25 Team's RPI: 12				RPI 26-50				RPI 51-100				RPI 101+			
RPI	S	Opponent	Score	RPI	S	Opponent	Score	RPI	S	Opponent	Score	RPI	S	Opponent	Score
7	H	Delaware	85 76	26	H	Georgetown	72 53	61	H	Saint Joseph's	94 71	139	A	American	76 42
8	A	Duke	72 80	31	H	Michigan	74 65	68	A	Florida St.	91 70	148	A	UMBC	70 59
11	A	Miami (FL)	63 75	47	H	Virginia	68 61	71	H	Towson	82 46	149	A	FIU	84 52
11	H	Miami (FL)	74 76					81	H	Wake Forest	86 58	175	H	Loyola Maryland	84 46
17	A	Georgia Tech	64 56					91	A	North Carolina	78 72	183	H	Virginia Tech	69 75
17	H	Georgia Tech	77 74									193	A	George Mason	78 50
												199	H	Boston College	86 44
												201	A	Clemson	91 61
												306	H	Lafayette	84 36
												307	N	CSU Bakersfield	114 83
												332	H	Delaware St.	108 33
LAST 12 Division I GAMES:															
		11	H	Miami (FL)	74	76				81	H	Wake Forest	86	58	
		201	A	Clemson	91	61				47	H	Virginia	68	61	
		17	A	Georgia Tech	64	56				11	A	Miami (FL)	63	75	
		199	H	Boston College	86	44				91	A	North Carolina	78	72	
		183	H	Virginia Tech	69	75				17	H	Georgia Tech	77	74	
		8	A	Duke	72	80				68	A	Florida St.	91	70	

M
a
r
y
l
a
n
d

M
a
r
y
l
a
n
d

Non-Div I Games:

Maryland

Loss, Non-Conf, S Site, H Home A Away N Neutral

Massachusetts

Through Games Of Sunday, February 12, 2012

Average RPI Win:	236	WON-LOST	WINNING	LAST 12	STRENGTH OF	OPP. STRENGTH	TEAM	ADJ.	CONF.	ADJ CONF.
Average RPI Loss:	115	RECORD	PCT. RANK	GAMES	SCHEDULE	OF SCHEDULE	RPI	RPI	RPI	RPI
DIV. I ONLY	6- 19	297	1- 11	92	116	229	229	9	9	
DIV. I NON-CONF.	5- 10	241	0- 2	158	196	263	263	8	8	
TOTALS	RPI 1-25	RPI 26-50	W-L RECORDS	RPI 51-100	RPI 101-150	RPI 150+				
6- 19	0- 1	0- 3	OVERALL	1- 4	0- 4	5- 7				
2- 9	0- 1	0- 2	HOME	1- 1	0- 1	1- 4				
3- 10	0- 0	0- 1	AWAY	0- 3	0- 3	3- 3				
1- 0	0- 0	0- 0	NEUTRAL	0- 0	0- 0	1- 0				
5- 10	0- 0	0- 1	NON-CONFERENCE	1- 1	0- 2	4- 6				
2- 4	0- 0	0- 0	HOME	1- 0	0- 1	1- 3				
2- 6	0- 0	0- 1	AWAY	0- 1	0- 1	2- 3				
1- 0	0- 0	0- 0	NEUTRAL	0- 0	0- 0	1- 0				
1- 9	0- 1	0- 2	CONFERENCE	0- 3	0- 2	1- 1				
0- 5	0- 1	0- 2	HOME	0- 1	0- 0	0- 1				
1- 4	0- 0	0- 0	AWAY	0- 2	0- 2	1- 0				
0- 0	0- 0	0- 0	NEUTRAL	0- 0	0- 0	0- 0				

RPI S	Opponent	Score	RPI S	Opponent	Score	RPI S	Opponent	Score	RPI S	Opponent	Score	Team's RPI: 229
16	H St. Bonaventure	54 69	39	H Richmond	54 73	53	A Temple	50 77	110	A Charlotte	58 80	
			44	H Dayton	55 80	61	H Saint Joseph's	58 86	112	H Providence	45 66	
			47	A Virginia	38 53	62	A Quinnipiac	63 66	113	A Miami (OH)	56 81	
						72	A Duquesne	62 76	145	A La Salle	67 81	
						73	H Boston U.	55 49	152	H Harvard	47 68	
									160	A Holy Cross	64 76	
									179	H Ole Miss	67 72	
									193	A George Mason	52 55	
									199	A Boston College	64 80	
									202	N Elon	76 56	
									206	H Central Conn. St.	55 58	
									221	H Fordham	54 56	
									237	A Binghamton	64 55	
									279	A Siena	58 53	
									308	H Maine	63 54	
									316	A Rhode Island	46 39	
LAST 12 Division I GAMES:												
53	A Temple	50 77	44	H Dayton	55 80							
16	H St. Bonaventure	54 69	39	H Richmond	54 73							
145	A La Salle	67 81	316	A Rhode Island	46 39							
110	A Charlotte	58 80	61	H Saint Joseph's	58 86							
221	H Fordham	54 56	152	H Harvard	47 68							
72	A Duquesne	62 76	47	A Virginia	38 53							

Non-Div I Games:

Massachusetts

Loss, Non-Conf, S Site, H Home A Away N Neutral

Average RPI Win:	249	WON-LOST	WINNING	LAST 12	STRENGTH OF	OPP. STRENGTH	TEAM	ADJ.	CONF.	ADJ CONF.
Average RPI Loss:	57	RECORD	PCT. RANK	GAMES	SCHEDULE	OF SCHEDULE	RPI	RPI	RPI	RPI
DIV. I ONLY	14- 7	83	7- 4	164	177	109	109	24	24	
DIV. I NON-CONF.	7- 4	98	0- 1	199	36	98	98	27	27	
TOTALS	RPI 1-25	RPI 26-50	W-L RECORDS	RPI 51-100	RPI 101-150	RPI 150+				
14- 7	0- 2	0- 2	OVERALL	1- 2	0- 0	13- 1				
9- 2	0- 0	0- 1	HOME	1- 1	0- 0	8- 0				
4- 5	0- 2	0- 1	AWAY	0- 1	0- 0	4- 1				
1- 0	0- 0	0- 0	NEUTRAL	0- 0	0- 0	1- 0				
7- 4	0- 2	0- 2	NON-CONFERENCE	1- 0	0- 0	6- 0				
3- 1	0- 0	0- 1	HOME	1- 0	0- 0	2- 0				
3- 3	0- 2	0- 1	AWAY	0- 0	0- 0	3- 0				
1- 0	0- 0	0- 0	NEUTRAL	0- 0	0- 0	1- 0				
7- 3	0- 0	0- 0	CONFERENCE	0- 2	0- 0	7- 1				
6- 1	0- 0	0- 0	HOME	0- 1	0- 0	6- 0				
1- 2	0- 0	0- 0	AWAY	0- 1	0- 0	1- 1				
0- 0	0- 0	0- 0	NEUTRAL	0- 0	0- 0	0- 0				

RPI 1-25				RPI 26-50				RPI 51-100				RPI 101+ Team's RPI: 109			
RPI	S	Opponent	Score	RPI	S	Opponent	Score	RPI	S	Opponent	Score	RPI	S	Opponent	Score
1	A	Baylor	50 90	36	H	LSU	43 64	76	A	Central Ark.	70 71	155	A	Stephen F. Austin	58 66
6	A	Texas A&M	62 72	49	A	UCLA	59 67	76	H	Central Ark.	53 64	161	H	Lamar	58 45
								99	H	UAB	61 56	164	H	Sam Houston St.	57 48
												187	H	Manhattan	69 52
												217	H	Nicholls St.	68 53
												241	H	Texas St.	72 41
												246	N	Tex.-Pan American	67 46
												248	A	La.-Monroe	68 60
												310	H	La.-Lafayette	80 59
												311	A	Southeastern La.	60 36
												317	A	Houston	72 59
												320	H	A&M-Corpus Christi	66 51
												331	H	Northwestern St.	64 54
												333	A	Texas Southern	70 37
LAST 12 Division I GAMES:															
76	H	Central Ark.	53 64	311	A	Southeastern La.	60 36								
155	A	Stephen F. Austin	58 66	241	H	Texas St.	72 41								
164	H	Sam Houston St.	57 48	161	H	Lamar	58 45								
76	A	Central Ark.	70 71	320	H	A&M-Corpus Christi	66 51								
217	H	Nicholls St.	68 53	6	A	Texas A&M	62 72								
331	H	Northwestern St.	64 54	1	A	Baylor	50 90								

Non-Div I Games: Centenary (LA) 89 32 Southern-N.O. 78 23 Wiley 82 54

McNeese St.

Average RPI Win:	273	WON-LOST	WINNING	LAST 12	STRENGTH OF	OPP. STRENGTH	TEAM	ADJ.	CONF.	ADJ CONF.
Average RPI Loss:	135	RECORD	PCT. RANK	GAMES	SCHEDULE	OF SCHEDULE	RPI	RPI	RPI	RPI
DIV. I ONLY	8- 12	229	5- 5	265	216	227	227	27	27	
DIV. I NON-CONF.	2- 8	292	0- 1	47	64	112	112	24	24	
TOTALS	RPI 1-25	RPI 26-50	W-L RECORDS	RPI 51-100	RPI 101-150	RPI 150+				
8- 12	0- 0	0- 2	OVERALL	0- 4	1- 1	7- 5				
3- 4	0- 0	0- 0	HOME	0- 1	0- 0	3- 3				
5- 8	0- 0	0- 2	AWAY	0- 3	1- 1	4- 2				
0- 0	0- 0	0- 0	NEUTRAL	0- 0	0- 0	0- 0				
2- 8	0- 0	0- 2	NON-CONFERENCE	0- 3	1- 1	1- 2				
0- 2	0- 0	0- 0	HOME	0- 0	0- 0	0- 2				
2- 6	0- 0	0- 2	AWAY	0- 3	1- 1	1- 0				
0- 0	0- 0	0- 0	NEUTRAL	0- 0	0- 0	0- 0				
6- 4	0- 0	0- 0	CONFERENCE	0- 1	0- 0	6- 3				
3- 2	0- 0	0- 0	HOME	0- 1	0- 0	3- 1				
3- 2	0- 0	0- 0	AWAY	0- 0	0- 0	3- 2				
0- 0	0- 0	0- 0	NEUTRAL	0- 0	0- 0	0- 0				

RPI 1-25			RPI 26-50			RPI 51-100			RPI 101+			Team's RPI: 227
RPI	S	Opponent	Score	RPI	S	Opponent	Score	RPI	S	Opponent	Score	
27	A	James Madison	53 61	27	H	Howard	36 49	139	A	American	39 37	
30	A	Penn St.	51 76	71	A	Towson	45 58	148	A	UMBC	60 65	
				81	A	Wake Forest	45 77	151	H	Florida A&M	49 54	
				96	A	South Fla.	50 71	170	A	Old Dominion	63 59	
								196	H	Canisius	43 45	
								205	H	Mt. St. Mary's	44 63	
								267	A	Morgan St.	75 57	
								272	A	Norfolk St.	58 61	
								272	H	Norfolk St.	62 58	
								273	A	N.C. A&T	50 53	
								327	H	Bethune-Cookman	47 43	
								332	A	Delaware St.	69 56	
								332	H	Delaware St.	60 32	
								342	A	N.C. Central	54 46	
LAST 12 Division I GAMES:												
267	A	Morgan St.	75 57	151	H	Florida A&M	49 54					
272	H	Norfolk St.	62 58	332	A	Delaware St.	69 56					
67	H	Howard	36 49	272	A	Norfolk St.	58 61					
342	A	N.C. Central	54 46	81	A	Wake Forest	45 77					
273	A	N.C. A&T	50 53	170	A	Old Dominion	63 59					
327	H	Bethune-Cookman	47 43	96	A	South Fla.	50 71					

Non-Div I Games: Lincoln (PA) 59 45 Elizabeth City St. 55 62

Md.-East. Shore

Loss, Non-Conf, S Site, H Home A Away N Neutral

Average RPI Win: 212	WON-LOST	WINNING	LAST 12	STRENGTH OF	OPP. STRENGTH	TEAM	ADJ.	CONF.	ADJ CONF.
Average RPI Loss: 100	RECORD	PCT. RANK	GAMES	SCHEDULE	OF SCHEDULE	RPI	RPI	RPI	RPI
DIV. I ONLY	19- 5	26	10- 2	305	89	94	94	11	11
DIV. I NON-CONF.	10- 3	49	1- 0	325	46	128	128	17	17
TOTALS	RPI 1-25	RPI 26-50	W-L RECORDS	RPI 51-100	RPI 101-150	RPI 150+			
19- 5	0- 0	1- 1	OVERALL	1- 2	2- 1	15- 1			
13- 1	0- 0	1- 0	HOME	0- 0	1- 0	11- 1			
5- 4	0- 0	0- 1	AWAY	1- 2	1- 1	3- 0			
1- 0	0- 0	0- 0	NEUTRAL	0- 0	0- 0	1- 0			
10- 3	0- 0	0- 1	NON-CONFERENCE	0- 1	2- 1	8- 0			
8- 0	0- 0	0- 0	HOME	0- 0	1- 0	7- 0			
1- 3	0- 0	0- 1	AWAY	0- 1	1- 1	0- 0			
1- 0	0- 0	0- 0	NEUTRAL	0- 0	0- 0	1- 0			
9- 2	0- 0	1- 0	CONFERENCE	1- 1	0- 0	7- 1			
5- 1	0- 0	1- 0	HOME	0- 0	0- 0	4- 1			
4- 1	0- 0	0- 0	AWAY	1- 1	0- 0	3- 0			
0- 0	0- 0	0- 0	NEUTRAL	0- 0	0- 0	0- 0			

RPI S	Opponent	Score	RPI S	Opponent	Score	RPI S	Opponent	Score	RPI S	Opponent	Score
29	A St. John's (NY)	60 64	45	H Tulane	61 59	57	A UTEP	60 66	114	A Missouri	48 58
						80	A Illinois	54 62	120	H UT Martin	90 69
						99	A UAB	70 59	141	A UALR	81 66
									162	H Seton Hall	82 73
									163	H UCF	65 57
									178	N Louisiana Tech	86 67
									181	H Marshall	71 58
									198	A SMU	60 55
									218	A Southern Miss.	85 44
									218	H Southern Miss.	54 62
									243	A East Carolina	69 56
									243	H East Carolina	62 59
									252	H Saint Louis	63 60
									253	H Belmont	79 40
									285	H Tennessee St.	88 64
									290	H Texas-Arlington	77 60
									311	H Southeastern La.	80 44
									317	H Houston	69 41
									328	H Ark.-Pine Bluff	89 60
LAST 12 Division I GAMES:											
317	H Houston	69 41	99	A UAB	70 59	218	A Southern Miss.	85 44			
198	A SMU	60 55	243	H East Carolina	62 59	57	A UTEP	60 66			
163	H UCF	65 57	45	H Tulane	61 59						
218	H Southern Miss.	54 62	162	H Seton Hall	82 73						
243	A East Carolina	69 56									
181	H Marshall	71 58									

Non-Div I Games:

Memphis

■ Loss,
 ■ Non-Conf, S Site,
 ■ Home
 ■ Away
 N Neutral

Average RPI Win:	263	WON-LOST	WINNING	LAST 12	STRENGTH OF	OPP. STRENGTH	TEAM	ADJ.	CONF.	ADJ CONF.
Average RPI Loss:	192	RECORD	PCT. RANK	GAMES	SCHEDULE	OF SCHEDULE	RPI	RPI	RPI	RPI
DIV. I ONLY	4- 21	321	1- 11	219	275	321	321	30	30	
DIV. I NON-CONF.	2- 9	298	0- 0	174	84	294	294	28	28	
TOTALS	RPI 1-25	RPI 26-50	W-L RECORDS	RPI 51-100	RPI 101-150	RPI 150+				
4- 21	0- 2	0- 0	OVERALL	0- 4	1- 3	3- 12				
2- 11	0- 2	0- 0	HOME	0- 1	0- 2	2- 6				
2- 10	0- 0	0- 0	AWAY	0- 3	1- 1	1- 6				
0- 0	0- 0	0- 0	NEUTRAL	0- 0	0- 0	0- 0				
2- 9	0- 2	0- 0	NON-CONFERENCE	0- 2	1- 1	1- 4				
1- 5	0- 2	0- 0	HOME	0- 0	0- 1	1- 2				
1- 4	0- 0	0- 0	AWAY	0- 2	1- 0	0- 2				
0- 0	0- 0	0- 0	NEUTRAL	0- 0	0- 0	0- 0				
2- 12	0- 0	0- 0	CONFERENCE	0- 2	0- 2	2- 8				
1- 6	0- 0	0- 0	HOME	0- 1	0- 1	1- 4				
1- 6	0- 0	0- 0	AWAY	0- 1	0- 1	1- 4				
0- 0	0- 0	0- 0	NEUTRAL	0- 0	0- 0	0- 0				

RPI S	Opponent	Score	RPI S	Opponent	Score	RPI S	Opponent	Score	RPI S	Opponent	Score	Team's RPI: 321
5	H Notre Dame	42 128				75	A Fla. Gulf Coast	55 92	111	H Auburn	43 77	
21	H Georgia	43 80				75	H Fla. Gulf Coast	50 98	130	A Stetson	46 68	
						81	A Wake Forest	44 90	130	H Stetson	84 89	
						97	A Davidson	60 75	144	A High Point	75 67	
									163	A UCF	43 72	
									230	H Winthrop	74 88	
									253	A Belmont	64 61	
									255	A Kennesaw St.	68 70	
									255	H Kennesaw St.	51 75	
									270	H Jacksonville	65 76	
									280	H Ga. Southern	55 57	
									282	H North Florida	39 49	
									296	A East Tenn. St.	46 72	
									296	H East Tenn. St.	59 75	
									315	A S.C. Upstate	56 77	
									315	H S.C. Upstate	87 71	
									329	A UNC Asheville	75 76	
									330	A Lipscomb	70 80	
									338	H Troy	69 59	
LAST 12 Division I GAMES:												
255	A Kennesaw St.	68 70	270	H Jacksonville	65 76							
315	H S.C. Upstate	87 71	255	H Kennesaw St.	51 75							
296	H East Tenn. St.	59 75	315	A S.C. Upstate	56 77							
130	A Stetson	46 68	296	A East Tenn. St.	46 72							
75	A Fla. Gulf Coast	55 92	130	H Stetson	84 89							
282	H North Florida	39 49	75	H Fla. Gulf Coast	50 98							

Non-Div I Games:

Mercer

Average RPI Win:	127	WON-LOST	WINNING	LAST 12	STRENGTH OF	OPP. STRENGTH	TEAM	ADJ.	CONF.	ADJ CONF.
Average RPI Loss:	40	RECORD	PCT. RANK	GAMES	SCHEDULE	OF SCHEDULE	RPI	RPI	RPI	RPI
DIV. I ONLY	21- 3	11	11- 1	61	22	11	11	6	6	
DIV. I NON-CONF.	10- 2	33	0- 0	117	16	19	19	4	4	
TOTALS	RPI 1-25	RPI 26-50	W-L RECORDS	RPI 51-100	RPI 101-150	RPI 150+				
21- 3	4- 1	1- 1	OVERALL	7- 1	0- 0	9- 0				
14- 0	2- 0	0- 0	HOME	4- 0	0- 0	8- 0				
6- 3	2- 1	1- 1	AWAY	2- 1	0- 0	1- 0				
1- 0	0- 0	0- 0	NEUTRAL	1- 0	0- 0	0- 0				
10- 2	1- 1	0- 1	NON-CONFERENCE	3- 0	0- 0	6- 0				
8- 0	1- 0	0- 0	HOME	1- 0	0- 0	6- 0				
1- 2	0- 1	0- 1	AWAY	1- 0	0- 0	0- 0				
1- 0	0- 0	0- 0	NEUTRAL	1- 0	0- 0	0- 0				
11- 1	3- 0	1- 0	CONFERENCE	4- 1	0- 0	3- 0				
6- 0	1- 0	0- 0	HOME	3- 0	0- 0	2- 0				
5- 1	2- 0	1- 0	AWAY	1- 1	0- 0	1- 0				
0- 0	0- 0	0- 0	NEUTRAL	0- 0	0- 0	0- 0				

RPI	S	Opponent	Score
4	A	Tennessee	76 92
12	A	Maryland	76 74
12	H	Maryland	75 63
13	H	Rutgers	92 81
17	A	Georgia Tech	77 65

RPI	S	Opponent	Score
26	A	Georgetown	46 71
47	A	Virginia	56 53

RPI	S	Opponent	Score
68	A	Florida St.	60 57
74	A	Michigan St.	76 60
79	H	VCU	91 61
81	H	Wake Forest	64 39
86	H	North Carolina St.	78 68
91	A	North Carolina	63 65
91	H	North Carolina	61 37
96	N	South Fla.	92 72

RPI	S	Opponent	Score
160	H	Holy Cross	89 49
179	H	Ole Miss	76 48
183	H	Virginia Tech	79 48
199	A	Boston College	88 57
201	H	Clemson	68 47
246	H	Tex.-Pan American	83 37
248	H	La.-Monroe	103 39
288	H	Longwood	92 43
291	H	Prairie View	107 26

LAST 12 Division I GAMES:

12	A	Maryland	76 74
91	H	North Carolina	61 37
201	H	Clemson	68 47
199	A	Boston College	88 57
81	H	Wake Forest	64 39
183	H	Virginia Tech	79 48
47	A	Virginia	56 53
68	A	Florida St.	60 57
12	H	Maryland	75 63
17	A	Georgia Tech	77 65
86	H	North Carolina St.	78 68
91	A	North Carolina	63 65

Non-Div I Games: Alas. Anchorage 72 55

Miami (FL)

Average RPI Win: 223	WON-LOST	WINNING	LAST 12	STRENGTH OF	OPP. STRENGTH	TEAM	ADJ.	CONF.	ADJ CONF.
Average RPI Loss: 93	RECORD	PCT. RANK	GAMES	SCHEDULE	OF SCHEDULE	RPI	RPI	RPI	RPI
DIV. I ONLY	17- 7	60	8- 4	204	167	113	113	12	12
DIV. I NON-CONF.	10- 3	49	1- 0	213	199	105	105	14	14
TOTALS	RPI 1-25	RPI 26-50	W-L RECORDS	RPI 51-100	RPI 101-150	RPI 150+			
17- 7	0- 0	0- 0	OVERALL	1- 5	1- 1	15- 1			
12- 2	0- 0	0- 0	HOME	1- 1	1- 0	10- 1			
5- 5	0- 0	0- 0	AWAY	0- 4	0- 1	5- 0			
0- 0	0- 0	0- 0	NEUTRAL	0- 0	0- 0	0- 0			
10- 3	0- 0	0- 0	NON-CONFERENCE	1- 2	1- 1	8- 0			
8- 0	0- 0	0- 0	HOME	1- 0	1- 0	6- 0			
2- 3	0- 0	0- 0	AWAY	0- 2	0- 1	2- 0			
0- 0	0- 0	0- 0	NEUTRAL	0- 0	0- 0	0- 0			
7- 4	0- 0	0- 0	CONFERENCE	0- 3	0- 0	7- 1			
4- 2	0- 0	0- 0	HOME	0- 1	0- 0	4- 1			
3- 2	0- 0	0- 0	AWAY	0- 2	0- 0	3- 0			
0- 0	0- 0	0- 0	NEUTRAL	0- 0	0- 0	0- 0			

RPI 1-25				RPI 26-50				RPI 51-100				RPI 101+				Team's RPI: 113	
RPI	S	Opponent	Score	RPI	S	Opponent	Score	RPI	S	Opponent	Score	RPI	S	Opponent	Score		
								53	A	Temple	36 70	130	A	Stetson	62 71		
								66	H	Bowling Green	58 61	147	H	Wright St.	70 63		
								70	A	Eastern Mich.	66 77	159	A	Central Mich.	79 57		
								72	A	Duquesne	63 64	176	H	Northern Ill.	58 70		
								82	A	Toledo	66 79	181	A	Marshall	56 49		
								87	H	Cincinnati	74 69	189	A	Robert Morris	61 50		
												197	A	Akron	95 85		
												200	H	Indiana	77 72		
												214	H	Buffalo	72 51		
												229	H	Massachusetts	81 56		
												232	H	Iona	92 77		
												244	H	Northeastern	75 55		
												254	A	Ohio	67 47		
												258	H	Ball St.	72 61		
												265	H	Eastern Ky.	60 55		
												299	H	Kent St.	73 55		
												312	H	Western Mich.	82 67		
												326	H	Chicago St.	74 60		
LAST 12 Division I GAMES:																	
176	H	Northern Ill.	58 70	66	H	Bowling Green	58 61										
70	A	Eastern Mich.	66 77	254	A	Ohio	67 47										
159	A	Central Mich.	79 57	299	H	Kent St.	73 55										
258	H	Ball St.	72 61	214	H	Buffalo	72 51										
82	A	Toledo	66 79	197	A	Akron	95 85										
312	H	Western Mich.	82 67	189	A	Robert Morris	61 50										

Non-Div I Games:

Miami (OH)

■ Loss,
■ Non-Conf,
■ S Site,
■ H Home
■ A Away
N Neutral

Michigan

Average RPI Win:	113	WON-LOST	WINNING	LAST 12	STRENGTH OF	OPP. STRENGTH	TEAM	ADJ.	CONF.	ADJ CONF.
Average RPI Loss:	60	RECORD	PCT. RANK	GAMES	SCHEDULE	OF SCHEDULE	RPI	RPI	RPI	RPI
DIV. I ONLY	18- 7	52	7- 5	43	20	31	31	5	5	
DIV. I NON-CONF.	11- 2	24	0- 0	60	12	33	33	3	3	

TOTALS	RPI 1-25	RPI 26-50	W-L RECORDS	RPI 51-100	RPI 101-150	RPI 150+
18- 7	1- 1	3- 2	OVERALL	3- 3	7- 1	4- 0
9- 2	1- 0	1- 1	HOME	1- 1	4- 0	2- 0
6- 5	0- 1	2- 1	AWAY	1- 2	2- 1	1- 0
3- 0	0- 0	0- 0	NEUTRAL	1- 0	1- 0	1- 0
11- 2	0- 1	2- 0	NON-CONFERENCE	2- 1	4- 0	3- 0
5- 0	0- 0	1- 0	HOME	1- 0	2- 0	1- 0
3- 2	0- 1	1- 0	AWAY	0- 1	1- 0	1- 0
3- 0	0- 0	0- 0	NEUTRAL	1- 0	1- 0	1- 0
7- 5	1- 0	1- 2	CONFERENCE	1- 2	3- 1	1- 0
4- 2	1- 0	0- 1	HOME	0- 1	2- 0	1- 0
3- 3	0- 0	1- 1	AWAY	1- 1	1- 1	0- 0
0- 0	0- 0	0- 0	NEUTRAL	0- 0	0- 0	0- 0

RPI 1-25				RPI 26-50				Team's RPI: 31				RPI 51-100				RPI 101+			
RPI	S	Opponent	Score	RPI	S	Opponent	Score	RPI	S	Opponent	Score	RPI	S	Opponent	Score	RPI	S	Opponent	Score
12	A	Maryland	65 74	30	A	Penn St.	63 78	70	A	Eastern Mich.	64 77	107	A	Northwestern	58 48				
14	H	Ohio St.	73 62	30	H	Penn St.	56 77	74	A	Michigan St.	55 60	107	H	Northwestern	79 68				
				32	A	Nebraska	63 52	74	H	Michigan St.	63 65	108	N	Marquette	71 51				
				37	A	Florida	69 66	80	A	Illinois	70 50	123	H	Indiana St.	72 44				
				48	H	Iowa St.	56 49	84	H	Illinois St.	76 59	124	H	Utah	55 50				
								90	N	Washington St.	69 39	127	A	Detroit	61 51				
												133	A	Wisconsin	60 66				
												136	H	Minnesota	61 57				
												156	H	Fla. Atlantic	73 51				
												162	A	Seton Hall	51 47				
												200	H	Indiana	66 48				
												291	N	Prairie View	59 53				
LAST 12 Division I GAMES:																			
				32	A	Nebraska	63 52	107	A	Northwestern	58 48								
				74	H	Michigan St.	63 65	136	H	Minnesota	61 57								
				107	H	Northwestern	79 68	30	A	Penn St.	63 78								
				133	A	Wisconsin	60 66	14	H	Ohio St.	73 62								
				30	H	Penn St.	56 77	74	A	Michigan St.	55 60								
				200	H	Indiana	66 48	80	A	Illinois	70 50								

Non-Div I Games:

Michigan

■ Loss,
 ■ Non-Conf, S Site,
 ■ Home
 ■ Away
 N Neutral

Average RPI Win:	156	WON-LOST	WINNING	LAST 12	STRENGTH OF	OPP. STRENGTH	TEAM	ADJ.	CONF.	ADJ CONF.
Average RPI Loss:	64	RECORD	PCT. RANK	GAMES	SCHEDULE	OF SCHEDULE	RPI	RPI	RPI	RPI
DIV. I ONLY	15- 10	115	7- 5	65	54	74	74	5	5	
DIV. I NON-CONF.	8- 5	106	0- 0	140	96	118	118	3	3	
TOTALS	RPI 1-25	RPI 26-50	W-L RECORDS	RPI 51-100	RPI 101-150	RPI 150+				
15- 10	0- 4	4- 1	OVERALL	1- 3	2- 1	8- 1				
9- 3	0- 2	2- 0	HOME	1- 1	2- 0	4- 0				
4- 5	0- 1	2- 1	AWAY	0- 2	0- 1	2- 0				
2- 2	0- 1	0- 0	NEUTRAL	0- 0	0- 0	2- 1				
8- 5	0- 2	0- 0	NON-CONFERENCE	1- 2	1- 0	6- 1				
5- 1	0- 1	0- 0	HOME	1- 0	1- 0	3- 0				
1- 2	0- 0	0- 0	AWAY	0- 2	0- 0	1- 0				
2- 2	0- 1	0- 0	NEUTRAL	0- 0	0- 0	2- 1				
7- 5	0- 2	4- 1	CONFERENCE	0- 1	1- 1	2- 0				
4- 2	0- 1	2- 0	HOME	0- 1	1- 0	1- 0				
3- 3	0- 1	2- 1	AWAY	0- 0	0- 1	1- 0				
0- 0	0- 0	0- 0	NEUTRAL	0- 0	0- 0	0- 0				

RPI 1-25				RPI 26-50				RPI 51-100 Team's RPI: 74				RPI 101+			
RPI	S	Opponent	Score	RPI	S	Opponent	Score	RPI	S	Opponent	Score	RPI	S	Opponent	Score
11	H	Miami (FL)	60 76	30	A	Penn St.	75 65	65	A	Texas	53 61	107	H	Northwestern	72 58
14	H	Ohio St.	56 64	30	H	Penn St.	83 77	70	H	Eastern Mich.	60 59	127	H	Detroit	64 41
20	N	Villanova	64 75	31	A	Michigan	65 63	75	A	Fla. Gulf Coast	58 59	136	A	Minnesota	65 71
22	A	Purdue	49 67	31	H	Michigan	60 55	80	H	Illinois	62 71	171	N	Pittsburgh	54 64
				50	A	Iowa	57 74					182	N	Colorado St.	72 45
LAST 12 Division I GAMES:															
				50	A	Iowa	57 74	136	A	Minnesota	65 71				
				107	H	Northwestern	72 58	14	H	Ohio St.	56 64				
				31	A	Michigan	65 63	200	H	Indiana	67 47				
				30	H	Penn St.	83 77	30	A	Penn St.	75 65				
				80	H	Illinois	62 71	31	H	Michigan	60 55				
				22	A	Purdue	49 67	200	A	Indiana	63 49				

Non-Div I Games:

Michigan St.

■ Loss,
■ Non-Conf,
■ S Site,
■ H Home
■ A Away
N Neutral

Middle Tenn.

Average RPI Win: **198**

WON-LOST

WINNING

LAST 12

Through Games Of Sunday, February 12, 2012

Average RPI Loss: **21**

RECORD

PCT. RANK

GAMES

STRENGTH OF
SCHEDULEOPP. STRENGTH
OF SCHEDULETEAM
RPIADJ.
RPICONF.
RPIADJ CONF.
RPI

DIV. I ONLY	21- 5	23	12- 0	109	110	43	43	17	17
DIV. I NON-CONF.	8- 5	106	0- 0	38	17	13	13	13	13
TOTALS	RPI 1-25	RPI 26-50	W-L RECORDS	RPI 51-100	RPI 101-150	RPI 150+			
21- 5	1- 2	0- 3	OVERALL	2- 0	4- 0	14- 0			
12- 2	1- 1	0- 1	HOME	1- 0	2- 0	8- 0			
8- 3	0- 1	0- 2	AWAY	0- 0	2- 0	6- 0			
1- 0	0- 0	0- 0	NEUTRAL	1- 0	0- 0	0- 0			
8- 5	1- 2	0- 3	NON-CONFERENCE	2- 0	0- 0	5- 0			
5- 2	1- 1	0- 1	HOME	1- 0	0- 0	3- 0			
2- 3	0- 1	0- 2	AWAY	0- 0	0- 0	2- 0			
1- 0	0- 0	0- 0	NEUTRAL	1- 0	0- 0	0- 0			
13- 0	0- 0	0- 0	CONFERENCE	0- 0	4- 0	9- 0			
7- 0	0- 0	0- 0	HOME	0- 0	2- 0	5- 0			
6- 0	0- 0	0- 0	AWAY	0- 0	2- 0	4- 0			
0- 0	0- 0	0- 0	NEUTRAL	0- 0	0- 0	0- 0			

RPI 1-25					RPI 26-50					Team's RPI: 43					RPI 51-100					RPI 101+				
RPI	S	Opponent	Score		RPI	S	Opponent	Score		RPI	S	Opponent	Score		RPI	S	Opponent	Score						
4	A	Tennessee	43	82	27	A	James Madison	46	60	60	H	South Dakota St.	59	49	129	A	Denver	75	63					
9	H	Kentucky	70	58	28	H	Arkansas	53	59	89	N	UNC Wilmington	79	60	141	H	UALR	59	51					
17	H	Georgia Tech	47	58	30	A	Penn St.	49	65						149	A	FIU	74	60					
															149	H	FIU	58	53					
															156	A	Fla. Atlantic	55	37					
															165	A	North Texas	70	68					
															177	A	South Ala.	60	53					
															177	H	South Ala.	60	39					
															204	A	Xavier	65	49					
															216	H	Arkansas St.	71	62					
															225	H	Western Ky.	67	64					
															251	H	Tennessee Tech	74	55					
															285	H	Tennessee St.	94	53					
															296	A	East Tenn. St.	78	63					
															301	H	Austin Peay	69	63					
															310	H	La.-Lafayette	104	53					
															338	A	Troy	72	66					
															338	H	Troy	82	52					
LAST 12 Division I GAMES:																								
141	H	UALR	59	51	216	H	Arkansas St.	71	62															
225	H	Western Ky.	67	64	156	A	Fla. Atlantic	55	37															
129	A	Denver	75	63	149	A	FIU	74	60															
165	A	North Texas	70	68	310	H	La.-Lafayette	104	53															
338	H	Troy	82	52	338	A	Troy	72	66															
177	A	South Ala.	60	53	177	H	South Ala.	60	39															

Non-Div I Games:

Middle Tenn.

■ Loss,
 ■ Non-Conf, S Site,
 ■ Home
 ■ Away
 N Neutral

Average RPI Win: 219	WON-LOST	WINNING	LAST 12	STRENGTH OF	OPP. STRENGTH	TEAM	ADJ.	CONF.	ADJ CONF.
Average RPI Loss: 134	RECORD	PCT. RANK	GAMES	SCHEDULE	OF SCHEDULE	RPI	RPI	RPI	RPI
DIV. I ONLY	6- 17	288	2- 10	100	119	236	236	13	13
DIV. I NON-CONF.	4- 7	229	0- 1	120	42	240	240	18	18
TOTALS	RPI 1-25	RPI 26-50	W-L RECORDS	RPI 51-100	RPI 101-150	RPI 150+			
6- 17	0- 4	0- 0	OVERALL	1- 1	0- 7	5- 5			
3- 9	0- 1	0- 0	HOME	1- 1	0- 5	2- 2			
3- 8	0- 3	0- 0	AWAY	0- 0	0- 2	3- 3			
0- 0	0- 0	0- 0	NEUTRAL	0- 0	0- 0	0- 0			
4- 7	0- 2	0- 0	NON-CONFERENCE	1- 1	0- 2	3- 2			
2- 3	0- 0	0- 0	HOME	1- 1	0- 2	1- 0			
2- 4	0- 2	0- 0	AWAY	0- 0	0- 0	2- 2			
0- 0	0- 0	0- 0	NEUTRAL	0- 0	0- 0	0- 0			
2- 10	0- 2	0- 0	CONFERENCE	0- 0	0- 5	2- 3			
1- 6	0- 1	0- 0	HOME	0- 0	0- 3	1- 2			
1- 4	0- 1	0- 0	AWAY	0- 0	0- 2	1- 1			
0- 0	0- 0	0- 0	NEUTRAL	0- 0	0- 0	0- 0			

RPI 1-25				RPI 26-50				RPI 51-100				RPI 101+ Team's RPI: 236			
RPI	S	Opponent	Score	RPI	S	Opponent	Score	RPI	S	Opponent	Score	RPI	S	Opponent	Score
1	A	Baylor	41 72					74	H	Michigan St.	57 70	127	A	Detroit	48 71
15	A	Oklahoma	50 72					82	H	Toledo	60 57	127	H	Detroit	48 62
23	A	Green Bay	39 85									133	H	Wisconsin	51 68
23	H	Green Bay	53 88									140	H	Seattle	56 63
												142	H	Ill.-Chicago	41 67
												147	A	Wright St.	72 75
												147	H	Wright St.	52 64
												154	A	Bradley	71 67
												157	A	Drake	51 63
												215	H	Loyola Chicago	73 81
												224	A	Butler	63 76
												234	H	Youngstown St.	76 68
												242	A	Western Ill.	79 66
												275	H	Cleveland St.	58 68
												276	A	Valparaiso	55 47
												312	A	Western Mich.	63 69
												326	H	Chicago St.	79 48
LAST 12 Division I GAMES:															
127	H	Detroit	48 62	234	H	Youngstown St.	76 68								
147	H	Wright St.	52 64	275	H	Cleveland St.	58 68								
23	A	Green Bay	39 85	147	A	Wright St.	72 75								
140	H	Seattle	56 63	127	A	Detroit	48 71								
224	A	Butler	63 76	23	H	Green Bay	53 88								
276	A	Valparaiso	55 47	142	H	Ill.-Chicago	41 67								

Non-Div I Games:

Milwaukee

■ Loss,
 ■ Non-Conf,
 ■ S Site,
 ■ H Home
 ■ A Away
 N Neutral

Minnesota

Through Games Of Sunday, February 12, 2012				STRENGTH OF SCHEDULE		OPP. STRENGTH OF SCHEDULE		TEAM RPI	ADJ. RPI	CONF. RPI	ADJ CONF. RPI
Average RPI Win:	177	WON-LOST RECORD	WINNING PCT. RANK	LAST 12 GAMES							
Average RPI Loss:	60										
DIV. I ONLY	12- 14	197	4- 8	52	56		136		136	5	5
DIV. I NON-CONF.	8- 6	129	0- 0	100	101		167		167	3	3
TOTALS	RPI 1-25	RPI 26-50		W-L RECORDS	RPI 51-100		RPI 101-150		RPI 150+		
12- 14	1- 3	1- 4		OVERALL	1- 5		1- 2		8- 0		
9- 4	1- 2	0- 1		HOME	1- 0		0- 1		7- 0		
1- 7	0- 1	0- 3		AWAY	0- 2		1- 1		0- 0		
2- 3	0- 0	1- 0		NEUTRAL	0- 3		0- 0		1- 0		
8- 6	0- 1	1- 0		NON-CONFERENCE	0- 4		0- 1		7- 0		
6- 1	0- 1	0- 0		HOME	0- 0		0- 0		6- 0		
0- 2	0- 0	0- 0		AWAY	0- 1		0- 1		0- 0		
2- 3	0- 0	1- 0		NEUTRAL	0- 3		0- 0		1- 0		
4- 8	1- 2	0- 4		CONFERENCE	1- 1		1- 1		1- 0		
3- 3	1- 1	0- 1		HOME	1- 0		0- 1		1- 0		
1- 5	0- 1	0- 3		AWAY	0- 1		1- 0		0- 0		
0- 0	0- 0	0- 0		NEUTRAL	0- 0		0- 0		0- 0		

RPI 1-25				RPI 26-50				RPI 51-100				RPI 101+ Team's RPI: 136			
RPI	S	Opponent	Score	RPI	S	Opponent	Score	RPI	S	Opponent	Score	RPI	S	Opponent	Score
1	H	Baylor	60 89	28	N	Arkansas	68 60	62	N	Quinnipiac	62 64	107	A	Northwestern	68 60
14	H	Ohio St.	76 65	30	H	Penn St.	65 68	68	N	Florida St.	56 68	129	A	Denver	63 72
22	A	Purdue	53 57	31	A	Michigan	57 61	74	H	Michigan St.	71 65	133	H	Wisconsin	72 78
22	H	Purdue	55 72	32	A	Nebraska	49 64	80	A	Illinois	67 72	152	H	Harvard	79 53
				50	A	Iowa	58 75	81	A	Wake Forest	65 82	183	N	Virginia Tech	65 64
								96	N	South Fla.	52 60	200	H	Indiana	84 43
												237	H	Binghamton	65 40
												247	H	North Dakota St.	80 41
												250	H	Alcorn St.	75 46
												313	H	Air Force	81 46
												319	H	NJIT	71 47
LAST 12 Division I GAMES:															
50	A	Iowa	58 75	74	H	Michigan St.	71 65								
30	H	Penn St.	65 68	31	A	Michigan	57 61								
80	A	Illinois	67 72	22	H	Purdue	55 72								
14	H	Ohio St.	76 65	107	A	Northwestern	68 60								
133	H	Wisconsin	72 78	200	H	Indiana	84 43								
32	A	Nebraska	49 64	22	A	Purdue	53 57								

Non-Div I Games:

Minnesota

Loss, Non-Conf, S Site, H Home A Away N Neutral

Average RPI Win:	208	WON-LOST	WINNING	LAST 12	STRENGTH OF	OPP. STRENGTH	TEAM	ADJ.	CONF.	ADJ CONF.
Average RPI Loss:	41	RECORD	PCT. RANK	GAMES	SCHEDULE	OF SCHEDULE	RPI	RPI	RPI	RPI
DIV. I ONLY	14- 11	135	4- 8	95	67	117	117	3	3	
DIV. I NON-CONF.	10- 3	49	0- 0	288	120	199	199	5	5	
TOTALS	RPI 1-25	RPI 26-50	W-L RECORDS	RPI 51-100	RPI 101-150	RPI 150+				
14- 11	0- 5	1- 4	OVERALL	0- 1	2- 0	11- 1				
10- 4	0- 2	1- 2	HOME	0- 0	2- 0	7- 0				
4- 6	0- 3	0- 2	AWAY	0- 0	0- 0	4- 1				
0- 1	0- 0	0- 0	NEUTRAL	0- 1	0- 0	0- 0				
10- 3	0- 1	1- 0	NON-CONFERENCE	0- 1	1- 0	8- 1				
8- 0	0- 0	1- 0	HOME	0- 0	1- 0	6- 0				
2- 2	0- 1	0- 0	AWAY	0- 0	0- 0	2- 1				
0- 1	0- 0	0- 0	NEUTRAL	0- 1	0- 0	0- 0				
4- 8	0- 4	0- 4	CONFERENCE	0- 0	1- 0	3- 0				
2- 4	0- 2	0- 2	HOME	0- 0	1- 0	1- 0				
2- 4	0- 2	0- 2	AWAY	0- 0	0- 0	2- 0				
0- 0	0- 0	0- 0	NEUTRAL	0- 0	0- 0	0- 0				

RPI 1-25				RPI 26-50				RPI 51-100				RPI 101+ Team's RPI: 117			
RPI	S	Opponent	Score	RPI	S	Opponent	Score	RPI	S	Opponent	Score	RPI	S	Opponent	Score
6	A	Texas A&M	47 93	28	H	Arkansas	35 51	56	N	Oklahoma St.	71 78	111	H	Auburn	62 57
9	A	Kentucky	40 88	33	A	South Carolina	43 69					150	H	Mississippi Val.	64 47
21	A	Georgia	60 70	36	A	LSU	49 53					173	A	Alabama	66 61
21	H	Georgia	51 68	36	H	LSU	48 53					177	H	South Ala.	63 47
25	H	Vanderbilt	59 65	45	H	Tulane	70 55					178	A	Louisiana Tech	62 63

Average RPI Win:	267	WON-LOST	WINNING	LAST 12	STRENGTH OF	OPP. STRENGTH	TEAM	ADJ.	CONF.	ADJ CONF.
Average RPI Loss:	113	RECORD	PCT. RANK	GAMES	SCHEDULE	OF SCHEDULE	RPI	RPI	RPI	RPI
DIV. I ONLY	9- 11	206	8- 3	118	225	150	150	32	32	
DIV. I NON-CONF.	0- 8	337	0- 0	2	2	14	14	15	15	
TOTALS	RPI 1-25	RPI 26-50	W-L RECORDS	RPI 51-100	RPI 101-150	RPI 150+				
9- 11	0- 2	0- 4	OVERALL	0- 0	0- 2	9- 3				
7- 0	0- 0	0- 0	HOME	0- 0	0- 0	7- 0				
2- 11	0- 2	0- 4	AWAY	0- 0	0- 2	2- 3				
0- 0	0- 0	0- 0	NEUTRAL	0- 0	0- 0	0- 0				
0- 8	0- 2	0- 4	NON-CONFERENCE	0- 0	0- 2	0- 0				
0- 0	0- 0	0- 0	HOME	0- 0	0- 0	0- 0				
0- 8	0- 2	0- 4	AWAY	0- 0	0- 2	0- 0				
0- 0	0- 0	0- 0	NEUTRAL	0- 0	0- 0	0- 0				
9- 3	0- 0	0- 0	CONFERENCE	0- 0	0- 0	9- 3				
7- 0	0- 0	0- 0	HOME	0- 0	0- 0	7- 0				
2- 3	0- 0	0- 0	AWAY	0- 0	0- 0	2- 3				
0- 0	0- 0	0- 0	NEUTRAL	0- 0	0- 0	0- 0				

RPI 1-25				RPI 26-50				RPI 51-100				RPI 101+ Team's RPI: 150			
RPI	S	Opponent	Score	RPI	S	Opponent	Score	RPI	S	Opponent	Score	RPI	S	Opponent	Score
1	A	Baylor	55 93	28	A	Arkansas	40 59					108	A	Marquette	61 69
9	A	Kentucky	51 90	32	A	Nebraska	53 99					117	A	Mississippi St.	47 64
				48	A	Iowa St.	47 77					203	H	Grambling	63 55
				50	A	Iowa	80 86					220	A	Alabama A&M	69 67
												220	H	Alabama A&M	73 44
												228	H	Southern U.	78 61
												250	A	Alcorn St.	61 65
												250	H	Alcorn St.	66 58
												291	A	Prairie View	56 61
												305	A	Alabama St.	62 65
												305	H	Alabama St.	65 50
												318	H	Jackson St.	66 56
												328	H	Ark.-Pine Bluff	92 50
												333	A	Texas Southern	68 54
LAST 12 Division I GAMES:															
250	A	Alcorn St.	61 65	291	A	Prairie View	56 61								
220	H	Alabama A&M	73 44	228	H	Southern U.	78 61								
305	H	Alabama St.	65 50	250	H	Alcorn St.	66 58								
203	H	Grambling	63 55	220	A	Alabama A&M	69 67								
318	H	Jackson St.	66 56	305	A	Alabama St.	62 65								
333	A	Texas Southern	68 54	328	H	Ark.-Pine Bluff	92 50								

Non-Div I Games: Rust 79 44 Talladega 63 33 Concordia-Selma 76 43

Mississippi Val.

Average RPI Win:	220	WON-LOST	WINNING	LAST 12	STRENGTH OF	OPP. STRENGTH	TEAM	ADJ.	CONF.	ADJ CONF.
Average RPI Loss:	36	RECORD	PCT. RANK	GAMES	SCHEDULE	OF SCHEDULE	RPI	RPI	RPI	RPI
DIV. I ONLY	10- 13	211	0- 12	18	69	114	114	1	1	
DIV. I NON-CONF.	10- 1	14	0- 0	149	338	225	225	2	2	
TOTALS	RPI 1-25	RPI 26-50	W-L RECORDS	RPI 51-100	RPI 101-150	RPI 150+				
10- 13	0- 6	0- 2	OVERALL	1- 4	2- 1	7- 0				
7- 7	0- 2	0- 2	HOME	1- 2	2- 1	4- 0				
3- 6	0- 4	0- 0	AWAY	0- 2	0- 0	3- 0				
0- 0	0- 0	0- 0	NEUTRAL	0- 0	0- 0	0- 0				
10- 1	0- 0	0- 0	NON-CONFERENCE	1- 0	2- 1	7- 0				
7- 1	0- 0	0- 0	HOME	1- 0	2- 1	4- 0				
3- 0	0- 0	0- 0	AWAY	0- 0	0- 0	3- 0				
0- 0	0- 0	0- 0	NEUTRAL	0- 0	0- 0	0- 0				
0- 12	0- 6	0- 2	CONFERENCE	0- 4	0- 0	0- 0				
0- 6	0- 2	0- 2	HOME	0- 2	0- 0	0- 0				
0- 6	0- 4	0- 0	AWAY	0- 2	0- 0	0- 0				
0- 0	0- 0	0- 0	NEUTRAL	0- 0	0- 0	0- 0				

RPI	S	Opponent	Score	RPI	S	Opponent	Score	RPI	S	Opponent	Score	RPI	S	Opponent	Score	Team's RPI: 114
1	A	Baylor	46 90	35	H	Kansas	63 72	54	A	Texas Tech	49 76	104	H	Eastern Ill.	56 54	
1	H	Baylor	41 71	48	H	Iowa St.	52 65	54	H	Texas Tech	63 69	107	H	Northwestern	70 74	
6	A	Texas A&M	52 78					56	H	Oklahoma St.	58 62	147	H	Wright St.	92 62	
10	A	Kansas St.	46 72					65	A	Texas	58 75	164	H	Sam Houston St.	66 48	
15	A	Oklahoma	60 64					94	H	Memphis	58 48	240	H	North Dakota	69 52	
15	H	Oklahoma	59 62									252	A	Saint Louis	68 56	
												282	H	North Florida	67 46	
												293	H	Evansville	74 51	
												304	A	UTSA	70 50	
												320	A	A&M-Corpus Christi	75 58	
LAST 12 Division I GAMES:																
15	A	Oklahoma	60 64	56	H	Oklahoma St.	58 62									
48	H	Iowa St.	52 65	6	A	Texas A&M	52 78									
54	A	Texas Tech	49 76	35	H	Kansas	63 72									
1	H	Baylor	41 71	10	A	Kansas St.	46 72									
15	H	Oklahoma	59 62	54	H	Texas Tech	63 69									
65	A	Texas	58 75	1	A	Baylor	46 90									

Non-Div I Games:

Missouri

■ Loss,
 ■ Non-Conf, S Site,
 ■ Home
 ■ Away
 N Neutral

Average RPI Win:	165	WON-LOST	WINNING	LAST 12	STRENGTH OF	OPP. STRENGTH	TEAM	ADJ.	CONF.	ADJ CONF.
Average RPI Loss:	94	RECORD	PCT. RANK	GAMES	SCHEDULE	OF SCHEDULE	RPI	RPI	RPI	RPI
DIV. I ONLY	16- 6	49	9- 3	111	90	46	46	10	10	
DIV. I NON-CONF.	7- 3	86	0- 0	109	40	44	44	10	10	
TOTALS	RPI 1-25	RPI 26-50	W-L RECORDS	RPI 51-100	RPI 101-150	RPI 150+				
16- 6	0- 2	0- 0	OVERALL	4- 2	3- 1	9- 1				
9- 1	0- 1	0- 0	HOME	3- 0	2- 0	4- 0				
7- 5	0- 1	0- 0	AWAY	1- 2	1- 1	5- 1				
0- 0	0- 0	0- 0	NEUTRAL	0- 0	0- 0	0- 0				
7- 3	0- 2	0- 0	NON-CONFERENCE	0- 1	2- 0	5- 0				
4- 1	0- 1	0- 0	HOME	0- 0	1- 0	3- 0				
3- 2	0- 1	0- 0	AWAY	0- 1	1- 0	2- 0				
0- 0	0- 0	0- 0	NEUTRAL	0- 0	0- 0	0- 0				
9- 3	0- 0	0- 0	CONFERENCE	4- 1	1- 1	4- 1				
5- 0	0- 0	0- 0	HOME	3- 0	1- 0	1- 0				
4- 3	0- 0	0- 0	AWAY	1- 1	0- 1	3- 1				
0- 0	0- 0	0- 0	NEUTRAL	0- 0	0- 0	0- 0				

RPI 1-25				RPI 26-50				RPI 51-100				RPI 101+			
RPI	S	Opponent	Score	RPI	S	Opponent	Score	RPI	S	Opponent	Score	RPI	S	Opponent	Score
10	A	Kansas St.	63 65					56	A	Oklahoma St.	57 80	119	A	Oral Roberts	85 79
19	H	Louisville	64 73					84	H	Illinois St.	83 68	123	H	Indiana St.	84 70
								88	A	Wichita St.	51 53	131	A	UNI	54 62
								88	H	Wichita St.	85 67	141	H	UALR	73 50
								100	A	Creighton	63 55	154	A	Bradley	79 70
								100	H	Creighton	70 60	157	A	Drake	69 66
												157	H	Drake	78 46
												165	H	North Texas	78 67
												178	A	Louisiana Tech	78 65
												216	A	Arkansas St.	77 68
												260	A	Southern Ill.	72 78
												267	H	Morgan St.	104 74
												293	A	Evansville	74 49
												296	H	East Tenn. St.	81 70
LAST 12 Division I GAMES:															
88	H	Wichita St.	85 67	260	A	Southern Ill.	72 78								
100	A	Creighton	63 55	88	A	Wichita St.	51 53								
157	A	Drake	69 66	157	H	Drake	78 46								
84	H	Illinois St.	83 68	100	H	Creighton	70 60								
123	H	Indiana St.	84 70	131	A	UNI	54 62								
293	A	Evansville	74 49	154	A	Bradley	79 70								

Non-Div I Games:

Missouri St.

Average RPI Win:	210	WON-LOST	WINNING	LAST 12	STRENGTH OF	OPP. STRENGTH	TEAM	ADJ.	CONF.	ADJ CONF.
Average RPI Loss:	159	RECORD	PCT. RANK	GAMES	SCHEDULE	OF SCHEDULE	RPI	RPI	RPI	RPI
DIV. I ONLY	13- 11	140	9- 3	201	196	174	174	19	19	
DIV. I NON-CONF.	5- 6	191	1- 0	248	139	181	181	26	26	
TOTALS	RPI 1-25	RPI 26-50	W-L RECORDS	RPI 51-100	RPI 101-150	RPI 150+				
13- 11	1- 0	0- 1	OVERALL	1- 2	1- 1	10- 7				
8- 4	1- 0	0- 0	HOME	1- 1	0- 1	6- 2				
3- 7	0- 0	0- 1	AWAY	0- 1	1- 0	2- 5				
2- 0	0- 0	0- 0	NEUTRAL	0- 0	0- 0	2- 0				
5- 6	1- 0	0- 1	NON-CONFERENCE	0- 1	0- 1	4- 3				
3- 2	1- 0	0- 0	HOME	0- 0	0- 1	2- 1				
0- 4	0- 0	0- 1	AWAY	0- 1	0- 0	0- 2				
2- 0	0- 0	0- 0	NEUTRAL	0- 0	0- 0	2- 0				
8- 5	0- 0	0- 0	CONFERENCE	1- 1	1- 0	6- 4				
5- 2	0- 0	0- 0	HOME	1- 1	0- 0	4- 1				
3- 3	0- 0	0- 0	AWAY	0- 0	1- 0	2- 3				
0- 0	0- 0	0- 0	NEUTRAL	0- 0	0- 0	2- 0				

RPI	S	Opponent	Score	RPI	S	Opponent	Score	RPI	S	Opponent	Score	RPI	S	Opponent	Score	Team's RPI: 174
20	H	Villanova	49 48	26	A	Georgetown	44 64	62	H	Quinnipiac	63 75	126	A	LIU Brooklyn	67 57	
								78	H	Sacred Heart	70 50	148	H	UMBC	64 68	
								81	A	Wake Forest	54 88	158	A	Saint Francis (PA)	69 82	
												158	H	Saint Francis (PA)	66 45	
												180	N	Lehigh	75 73	
												187	A	Manhattan	59 71	
												189	A	Robert Morris	54 57	
												189	H	Robert Morris	75 66	
												205	H	Mt. St. Mary's	59 52	
												206	A	Central Conn. St.	59 56	
												207	H	Fairleigh Dickinson	64 72	
												222	A	Bryant	49 55	
												230	H	Winthrop	54 88	
												243	A	East Carolina	52 75	
												272	H	Norfolk St.	69 62	
												306	N	Lafayette	58 54	
												324	H	Saint Peter's	73 64	
												334	H	Wagner	65 42	
												336	A	St. Francis (NY)	53 44	
LAST 12 Division I GAMES:																
207	H	Fairleigh Dickinson	64 72	189	H	Robert Morris	75 66									
78	H	Sacred Heart	70 50	336	A	St. Francis (NY)	53 44									
62	H	Quinnipiac	63 75	126	A	LIU Brooklyn	67 57									
206	A	Central Conn. St.	59 56	205	H	Mt. St. Mary's	59 52									
222	A	Bryant	49 55	334	H	Wagner	65 42									
158	H	Saint Francis (PA)	66 45	20	H	Villanova	49 48									

Non-Div I Games:

Monmouth

■ Loss,
■ Non-Conf,
■ S Site,
■ H Home
■ A Away
N Neutral

Average RPI Win: 229	WON-LOST	WINNING	LAST 12	STRENGTH OF	OPP. STRENGTH	TEAM	ADJ.	CONF.	ADJ CONF.
Average RPI Loss: 125	RECORD	PCT. RANK	GAMES	SCHEDULE	OF SCHEDULE	RPI	RPI	RPI	RPI
DIV. I ONLY	12- 11	152	7- 5	169	171	169	169	16	16
DIV. I NON-CONF.	5- 6	191	0- 0	183	197	173	173	12	12
TOTALS	RPI 1-25	RPI 26-50	W-L RECORDS	RPI 51-100	RPI 101-150	RPI 150+			
12- 11	0- 0	0- 1	OVERALL	0- 3	3- 5	9- 2			
8- 4	0- 0	0- 0	HOME	0- 1	1- 2	7- 1			
4- 5	0- 0	0- 1	AWAY	0- 1	2- 2	2- 1			
0- 2	0- 0	0- 0	NEUTRAL	0- 1	0- 1	0- 0			
5- 6	0- 0	0- 1	NON-CONFERENCE	0- 1	1- 2	4- 2			
4- 1	0- 0	0- 0	HOME	0- 0	1- 0	3- 1			
1- 3	0- 0	0- 1	AWAY	0- 0	0- 1	1- 1			
0- 2	0- 0	0- 0	NEUTRAL	0- 1	0- 1	0- 0			
7- 5	0- 0	0- 0	CONFERENCE	0- 2	2- 3	5- 0			
4- 3	0- 0	0- 0	HOME	0- 1	0- 2	4- 0			
3- 2	0- 0	0- 0	AWAY	0- 1	2- 1	1- 0			
0- 0	0- 0	0- 0	NEUTRAL	0- 0	0- 0	0- 0			

RPI S	Opponent	Score	RPI S	Opponent	Score	RPI S	Opponent	Score	RPI S	Opponent	Score	Team's RPI: 169
34	A Gonzaga	54 70	51	N St. Mary's (CA)	65 67	125	A Eastern Wash.	53 46				
			64	A Idaho St.	48 54	125	H Eastern Wash.	57 67				
			64	H Idaho St.	51 58	129	A Denver	52 53				
						134	A Montana St.	61 54				
						137	H Utah St.	61 60				
						143	N Samford	45 59				
						146	A Northern Colo.	42 59				
						146	H Northern Colo.	54 56				
						167	A Portland	46 55				
						184	H Portland St.	78 56				
						218	H Southern Miss.	79 64				
						240	H North Dakota	60 39				
						245	A Wyoming	69 59				
						277	H Northern Ariz.	60 48				
						278	A Sacramento St.	88 79				
						278	H Sacramento St.	79 54				
						298	H Idaho	64 57				
						307	H CSU Bakersfield	56 64				
						335	H Weber St.	77 70				
LAST 12 Division I GAMES:												
146	H Northern Colo.	54 56	278	A Sacramento St.	88 79							
278	H Sacramento St.	79 54	146	A Northern Colo.	42 59							
64	A Idaho St.	48 54	335	H Weber St.	77 70							
134	A Montana St.	61 54	277	H Northern Ariz.	60 48							
184	H Portland St.	78 56	64	H Idaho St.	51 58							
125	H Eastern Wash.	57 67	125	A Eastern Wash.	53 46							

Non-Div I Games: Montana Western 70 50 Montana Tech 76 45

Montana

Loss, Non-Conf, S Site, H Home A Away N Neutral

Average RPI Win:	204	WON-LOST	WINNING	LAST 12	STRENGTH OF	OPP. STRENGTH	TEAM	ADJ.	CONF.	ADJ CONF.
Average RPI Loss:	117	RECORD	PCT. RANK	GAMES	SCHEDULE	OF SCHEDULE	RPI	RPI	RPI	RPI
DIV. I ONLY	14- 9	106	8- 4	137	133	134	134	16	16	
DIV. I NON-CONF.	6- 4	117	0- 0	127	80	115	115	12	12	
TOTALS	RPI 1-25	RPI 26-50	W-L RECORDS	RPI 51-100	RPI 101-150	RPI 150+				
14- 9	0- 1	0- 0	OVERALL	1- 3	3- 3	10- 2				
7- 4	0- 0	0- 0	HOME	0- 1	2- 1	5- 2				
6- 2	0- 0	0- 0	AWAY	1- 1	1- 1	4- 0				
1- 3	0- 1	0- 0	NEUTRAL	0- 1	0- 1	1- 0				
6- 4	0- 1	0- 0	NON-CONFERENCE	0- 2	1- 1	5- 0				
3- 0	0- 0	0- 0	HOME	0- 0	1- 0	2- 0				
2- 1	0- 0	0- 0	AWAY	0- 1	0- 0	2- 0				
1- 3	0- 1	0- 0	NEUTRAL	0- 1	0- 1	1- 0				
8- 5	0- 0	0- 0	CONFERENCE	1- 1	2- 2	5- 2				
4- 4	0- 0	0- 0	HOME	0- 1	1- 1	3- 2				
4- 1	0- 0	0- 0	AWAY	1- 0	1- 1	2- 0				
0- 0	0- 0	0- 0	NEUTRAL	0- 0	0- 0	0- 0				

RPI S	Opponent	Score	RPI S	Opponent	Score	RPI S	Opponent	Score	RPI S	Opponent	Score	Team's RPI: 134
21 N	Georgia	49 63				55 A	Oregon St.	53 83	125 A	Eastern Wash.	73 79	
						64 A	Idaho St.	79 67	125 H	Eastern Wash.	52 66	
						64 H	Idaho St.	58 59	133 N	Wisconsin	61 71	
						80 N	Illinois	56 68	137 H	Utah St.	78 61	
									146 A	Northern Colo.	52 51	
									146 H	Northern Colo.	58 50	
									167 A	Portland	66 53	
									169 H	Montana	54 61	
									182 H	Colorado St.	87 69	
									184 A	Portland St.	95 83	
									184 H	Portland St.	70 50	
									240 A	North Dakota	67 63	
									240 H	North Dakota	70 54	
									276 N	Valparaiso	71 55	
									277 H	Northern Ariz.	77 65	
									278 A	Sacramento St.	76 71	
									278 H	Sacramento St.	76 77	
									335 H	Weber St.	64 61	
LAST 12 Division I GAMES:												
278 H	Sacramento St.	76 77	146 A	Northern Colo.	52 51							
146 H	Northern Colo.	58 50	278 A	Sacramento St.	76 71							
169 H	Montana	54 61	277 H	Northern Ariz.	77 65							
64 A	Idaho St.	79 67	335 H	Weber St.	64 61							
125 H	Eastern Wash.	52 66	64 H	Idaho St.	58 59							
184 H	Portland St.	70 50	184 A	Portland St.	95 83							

Non-Div I Games: Col. of Idaho 99 50 Montana Western 83 50

Montana St.

Average RPI Win:	252	WON-LOST	WINNING	LAST 12	STRENGTH OF	OPP. STRENGTH	TEAM	ADJ.	CONF.	ADJ CONF.
Average RPI Loss:	208	RECORD	PCT. RANK	GAMES	SCHEDULE	OF SCHEDULE	RPI	RPI	RPI	RPI
DIV. I ONLY	8- 16	260	5- 7	273	331	289	289	31	31	
DIV. I NON-CONF.	3- 9	275	0- 0	228	248	267	267	30	30	
TOTALS	RPI 1-25	RPI 26-50	W-L RECORDS	RPI 51-100	RPI 101-150	RPI 150+				
8- 16	0- 1	0- 0	OVERALL	0- 2	1- 2	7- 11				
5- 6	0- 1	0- 0	HOME	0- 1	1- 1	4- 3				
3- 9	0- 0	0- 0	AWAY	0- 1	0- 1	3- 7				
0- 1	0- 0	0- 0	NEUTRAL	0- 0	0- 0	0- 1				
3- 9	0- 1	0- 0	NON-CONFERENCE	0- 2	1- 0	2- 6				
3- 3	0- 1	0- 0	HOME	0- 1	1- 0	2- 1				
0- 5	0- 0	0- 0	AWAY	0- 1	0- 0	0- 4				
0- 1	0- 0	0- 0	NEUTRAL	0- 0	0- 0	0- 1				
5- 7	0- 0	0- 0	CONFERENCE	0- 0	0- 2	5- 5				
2- 3	0- 0	0- 0	HOME	0- 0	0- 1	2- 2				
3- 4	0- 0	0- 0	AWAY	0- 0	0- 1	3- 3				
0- 0	0- 0	0- 0	NEUTRAL	0- 0	0- 0	0- 0				

RPI 1-25				RPI 26-50				RPI 51-100				RPI 101+ Team's RPI: 289			
RPI	S	Opponent	Score	RPI	S	Opponent	Score	RPI	S	Opponent	Score	RPI	S	Opponent	Score
9	H	Kentucky	60 96					72	A	Duquesne	53 86	104	A	Eastern Ill.	58 78
								99	H	UAB	47 70	120	H	UT Martin	61 81
												147	H	Wright St.	78 63
												181	H	Marshall	66 83
												189	H	Robert Morris	75 69
												195	A	SIU Edwardsville	73 70
												204	A	Xavier	66 71
												251	A	Tennessee Tech	50 68
												251	H	Tennessee Tech	53 57
												254	H	Ohio	62 57
												265	A	Eastern Ky.	68 78
												265	H	Eastern Ky.	68 58
												285	A	Tennessee St.	80 86
												294	H	Murray St.	78 81
												296	A	East Tenn. St.	57 68
												298	N	Idaho	45 71
												299	A	Kent St.	64 65
												301	H	Austin Peay	74 67
												303	A	New Mexico	52 69
												323	A	Southeast Mo. St.	61 57
												340	A	Jacksonville St.	68 52
LAST 12 Division I GAMES:															
265	A	Eastern Ky.	68 78	285	A	Tennessee St.	80 86								
195	A	SIU Edwardsville	73 70	265	H	Eastern Ky.	68 58								
104	A	Eastern Ill.	58 78	340	A	Jacksonville St.	68 52								
294	H	Murray St.	78 81	251	A	Tennessee Tech	50 68								
251	H	Tennessee Tech	53 57	301	H	Austin Peay	74 67								
120	H	UT Martin	61 81	323	A	Southeast Mo. St.	61 57								

Non-Div I Games:

Morehead St.

■ Loss,
 ■ Non-Conf, S Site,
 ■ Home
 ■ Away
 N Neutral

Average RPI Win: 295	WON-LOST	WINNING	LAST 12	STRENGTH OF	OPP. STRENGTH	TEAM	ADJ.	CONF.	ADJ CONF.
Average RPI Loss: 139	RECORD	PCT. RANK	GAMES	SCHEDULE	OF SCHEDULE	RPI	RPI	RPI	RPI
DIV. I ONLY	6- 18	294	4- 8	195	218	267	267	27	27
DIV. I NON-CONF.	3- 10	282	1- 0	157	127	244	244	24	24
TOTALS	RPI 1-25	RPI 26-50	W-L RECORDS	RPI 51-100	RPI 101-150	RPI 150+			
6- 18	0- 1	0- 2	OVERALL	0- 5	0- 4	6- 6			
2- 5	0- 0	0- 0	HOME	0- 2	0- 1	2- 2			
4- 11	0- 1	0- 2	AWAY	0- 2	0- 3	4- 3			
0- 2	0- 0	0- 0	NEUTRAL	0- 1	0- 0	0- 1			
3- 10	0- 1	0- 2	NON-CONFERENCE	0- 2	0- 3	3- 2			
0- 0	0- 0	0- 0	HOME	0- 0	0- 0	0- 0			
3- 8	0- 1	0- 2	AWAY	0- 1	0- 3	3- 1			
0- 2	0- 0	0- 0	NEUTRAL	0- 1	0- 0	0- 1			
3- 8	0- 0	0- 0	CONFERENCE	0- 3	0- 1	3- 4			
2- 5	0- 0	0- 0	HOME	0- 2	0- 1	2- 2			
1- 3	0- 0	0- 0	AWAY	0- 1	0- 0	1- 2			
0- 0	0- 0	0- 0	NEUTRAL	0- 0	0- 0	0- 0			

RPI 1-25				RPI 26-50				RPI 51-100				RPI 101+ Team's RPI: 267			
RPI	S	Opponent	Score	RPI	S	Opponent	Score	RPI	S	Opponent	Score	RPI	S	Opponent	Score
16	A	St. Bonaventure	55 79	28	A	Arkansas	50 81	67	H	Howard	55 64	107	A	Northwestern	74 87
				46	A	Missouri St.	74 104	77	A	Hampton	60 74	138	H	Coppin St.	77 80
								77	H	Hampton	51 83	148	A	UMBC	50 72
								79	N	VCU	52 73	149	A	FIU	60 77
								87	A	Cincinnati	60 64	160	N	Holy Cross	66 73
												209	A	George Washington	73 68
												223	A	South Carolina St.	71 84
												227	H	Md.-East. Shore	57 75
												272	A	Norfolk St.	75 68
												272	H	Norfolk St.	75 76
												273	H	N.C. A&T	85 83
												284	A	Savannah St.	60 69
												309	A	Stony Brook	48 65
												337	A	Bucknell	54 52
												339	A	Columbia	70 66
												342	H	N.C. Central	64 59
LAST 12 Division I GAMES:															
227	H	Md.-East. Shore	57 75	273	H	N.C. A&T	85 83	67	H	Howard	55 64	77	H	Hampton	51 83
138	H	Coppin St.	77 80	272	H	Norfolk St.	75 76	77	A	Hampton	60 74	339	A	Columbia	70 66
77	A	Hampton	60 74	284	A	Savannah St.	60 69	272	A	Norfolk St.	75 68	223	A	South Carolina St.	71 84
272	A	Norfolk St.	75 68	227	H	Md.-East. Shore	57 75								
342	H	N.C. Central	64 59												

Non-Div I Games:

Morgan St.

■ Loss,
 ■ Non-Conf,
 ■ S Site,
 ■ Home
 ■ A Away
 N Neutral

Average RPI Win:	247	WON-LOST	WINNING	LAST 12	STRENGTH OF	OPP. STRENGTH	TEAM	ADJ.	CONF.	ADJ CONF.
Average RPI Loss:	143	RECORD	PCT. RANK	GAMES	SCHEDULE	OF SCHEDULE	RPI	RPI	RPI	RPI
DIV. I ONLY	10- 14	221	4- 8	163	274	205	205	19	19	
DIV. I NON-CONF.	4- 7	229	0- 1	139	249	191	191	26	26	
TOTALS	RPI 1-25	RPI 26-50	W-L RECORDS	RPI 51-100	RPI 101-150	RPI 150+				
10- 14	0- 0	0- 1	OVERALL	0- 4	1- 2	9- 7				
7- 4	0- 0	0- 0	HOME	0- 1	1- 0	6- 3				
3- 10	0- 0	0- 1	AWAY	0- 3	0- 2	3- 4				
0- 0	0- 0	0- 0	NEUTRAL	0- 0	0- 0	0- 0				
4- 7	0- 0	0- 1	NON-CONFERENCE	0- 2	0- 1	4- 3				
3- 2	0- 0	0- 0	HOME	0- 1	0- 0	3- 1				
1- 5	0- 0	0- 1	AWAY	0- 1	0- 1	1- 2				
0- 0	0- 0	0- 0	NEUTRAL	0- 0	0- 0	0- 0				
6- 7	0- 0	0- 0	CONFERENCE	0- 2	1- 1	5- 4				
4- 2	0- 0	0- 0	HOME	0- 0	1- 0	3- 2				
2- 5	0- 0	0- 0	AWAY	0- 2	0- 1	2- 2				
0- 0	0- 0	0- 0	NEUTRAL	0- 0	0- 0	0- 0				

RPI 1-25	RPI 26-50	RPI 51-100	RPI 101+	Team's RPI: 205
RPI S Opponent Score	RPI S Opponent Score	RPI S Opponent Score	RPI S Opponent Score	Score
	42 A West Virginia 32 94	62 A Quinnipiac 73 89	126 A LIU Brooklyn 45 69	
		67 H Howard 55 67	126 H LIU Brooklyn 44 43	
		71 A Towson 70 71	139 A American 62 77	
		78 A Sacred Heart 54 72	158 H Saint Francis (PA) 51 59	
			171 A Pittsburgh 45 58	
			174 A Monmouth 52 59	
			175 H Loyola Maryland 59 54	
			188 H Navy 52 45	
			189 H Robert Morris 80 75	
			206 H Central Conn. St. 63 73	
			207 A Fairleigh Dickinson 58 63	
			222 H Bryant 66 61	
			227 A Md.-East. Shore 63 44	
			237 A Binghamton 43 52	
			261 H Rider 44 53	
			334 A Wagner 71 48	
			336 A St. Francis (NY) 49 46	
			336 H St. Francis (NY) 70 48	
			337 H Bucknell 58 46	
LAST 12 Division I GAMES:				
	334 A Wagner 71 48	126 A LIU Brooklyn 45 69		
	189 H Robert Morris 80 75	206 H Central Conn. St. 63 73		
	158 H Saint Francis (PA) 51 59	222 H Bryant 66 61		
	62 A Quinnipiac 73 89	174 A Monmouth 52 59		
	78 A Sacred Heart 54 72	207 A Fairleigh Dickinson 58 63		
	336 A St. Francis (NY) 49 46	67 H Howard 55 67		

Non-Div I Games:

Mt. St. Mary's

Average RPI Win: 284	WON-LOST	WINNING	LAST 12	STRENGTH OF	OPP. STRENGTH	TEAM	ADJ.	CONF.	ADJ CONF.
Average RPI Loss: 204	RECORD	PCT. RANK	GAMES	SCHEDULE	OF SCHEDULE	RPI	RPI	RPI	RPI
DIV. I ONLY	10- 14	221	7- 5	339	268	294	294	31	31
DIV. I NON-CONF.	3- 9	275	1- 1	340	141	321	321	30	30
TOTALS	RPI 1-25	RPI 26-50	W-L RECORDS	RPI 51-100	RPI 101-150	RPI 150+			
10- 14	0- 1	0- 0	OVERALL	0- 0	0- 3	10- 10			
7- 2	0- 0	0- 0	HOME	0- 0	0- 1	7- 1			
3- 11	0- 1	0- 0	AWAY	0- 0	0- 2	3- 8			
0- 1	0- 0	0- 0	NEUTRAL	0- 0	0- 0	0- 1			
3- 9	0- 1	0- 0	NON-CONFERENCE	0- 0	0- 0	3- 8			
3- 0	0- 0	0- 0	HOME	0- 0	0- 0	3- 0			
0- 8	0- 1	0- 0	AWAY	0- 0	0- 0	0- 7			
0- 1	0- 0	0- 0	NEUTRAL	0- 0	0- 0	0- 1			
7- 5	0- 0	0- 0	CONFERENCE	0- 0	0- 3	7- 2			
4- 2	0- 0	0- 0	HOME	0- 0	0- 1	4- 1			
3- 3	0- 0	0- 0	AWAY	0- 0	0- 2	3- 1			
0- 0	0- 0	0- 0	NEUTRAL	0- 0	0- 0	0- 0			

RPI 1-25				RPI 26-50				RPI 51-100				RPI 101+ Team's RPI: 294			
RPI	S	Opponent	Score	RPI	S	Opponent	Score	RPI	S	Opponent	Score	RPI	S	Opponent	Score
19	A	Louisville	62 105									104	A	Eastern Ill.	51 76
												104	H	Eastern Ill.	63 80
												120	A	UT Martin	67 84
												179	A	Ole Miss	59 64
												195	A	SIU Edwardsville	67 59
												200	A	Indiana	67 70
												220	A	Alabama A&M	71 76
												251	H	Tennessee Tech	76 72
												252	A	Saint Louis	49 59
												252	H	Saint Louis	78 64
												258	A	Ball St.	72 81
												260	A	Southern Ill.	57 74
												265	H	Eastern Ky.	61 62
												275	N	Cleveland St.	61 68
												285	H	Tennessee St.	66 56
												288	H	Longwood	86 77
												289	A	Morehead St.	81 78
												293	A	Evansville	48 78
												293	H	Evansville	76 61
												301	A	Austin Peay	63 71
												323	A	Southeast Mo. St.	80 75
												323	H	Southeast Mo. St.	63 62
												340	H	Jacksonville St.	73 57
LAST 12 Division I GAMES:															
323	H	Southeast Mo. St.	63 62	288	H	Longwood	86 77								
285	H	Tennessee St.	66 56	195	A	SIU Edwardsville	67 59								
120	A	UT Martin	67 84	340	H	Jacksonville St.	73 57								
289	A	Morehead St.	81 78	251	H	Tennessee Tech	76 72								
104	H	Eastern Ill.	63 80	265	H	Eastern Ky.	61 62								
260	A	Southern Ill.	57 74	301	A	Austin Peay	63 71								

Non-Div I Games: Mid-Continent 103 48

Murray St.

■ Loss,
 ■ Non-Conf,
 ■ S Site,
 ■ Home
 ■ A Away
 N Neutral

Average RPI Win:	267	WON-LOST	WINNING	LAST 12	STRENGTH OF	OPP. STRENGTH	TEAM	ADJ.	CONF.	ADJ CONF.
Average RPI Loss:	156	RECORD	PCT. RANK	GAMES	SCHEDULE	OF SCHEDULE	RPI	RPI	RPI	RPI
DIV. I ONLY	8- 14	247	4- 8	278	252	273	273	27	27	
DIV. I NON-CONF.	3- 8	269	0- 2	216	92	232	232	24	24	
TOTALS	RPI 1-25	RPI 26-50	W-L RECORDS	RPI 51-100	RPI 101-150	RPI 150+				
8- 14	0- 1	0- 0	OVERALL	0- 3	1- 2	7- 8				
6- 3	0- 0	0- 0	HOME	0- 1	1- 0	5- 2				
2- 10	0- 1	0- 0	AWAY	0- 1	0- 2	2- 6				
0- 1	0- 0	0- 0	NEUTRAL	0- 1	0- 0	0- 0				
3- 8	0- 1	0- 0	NON-CONFERENCE	0- 2	1- 1	2- 4				
3- 1	0- 0	0- 0	HOME	0- 1	1- 0	2- 0				
0- 6	0- 1	0- 0	AWAY	0- 0	0- 1	0- 4				
0- 1	0- 0	0- 0	NEUTRAL	0- 1	0- 0	0- 0				
5- 6	0- 0	0- 0	CONFERENCE	0- 1	0- 1	5- 4				
3- 2	0- 0	0- 0	HOME	0- 0	0- 0	3- 2				
2- 4	0- 0	0- 0	AWAY	0- 1	0- 1	2- 2				
0- 0	0- 0	0- 0	NEUTRAL	0- 0	0- 0	0- 0				

RPI S	Opponent	Score	RPI S	Opponent	Score	RPI S	Opponent	Score	RPI S	Opponent	Score	Team's RPI: 273
17	A Georgia Tech	57 74				67	A Howard	57 65	102	H Liberty	81 74	
						74	N Michigan St.	60 113	110	A Charlotte	63 87	
						89	H UNC Wilmington	63 90	138	A Coppin St.	63 85	
									151	A Florida A&M	63 68	
									151	H Florida A&M	68 70	
									170	A Old Dominion	58 71	
									201	H Clemson	76 66	
									210	A William & Mary	68 74	
									223	H South Carolina St.	68 71	
									227	H Md.-East. Shore	53 50	
									232	A Iona	69 85	
									267	A Morgan St.	83 85	
									279	H Siena	67 53	
									283	A Wofford	61 68	
									327	A Bethune-Cookman	63 60	
									327	H Bethune-Cookman	69 54	
									332	H Delaware St.	57 49	
									342	A N.C. Central	84 74	
LAST 12 Division I GAMES:												
223	H South Carolina St.	68 71	267	A Morgan St.	83 85							
151	A Florida A&M	63 68	67	A Howard	57 65							
327	A Bethune-Cookman	63 60	151	H Florida A&M	68 70							
332	H Delaware St.	57 49	327	H Bethune-Cookman	69 54							
227	H Md.-East. Shore	53 50	89	H UNC Wilmington	63 90							
138	A Coppin St.	63 85	17	A Georgia Tech	57 74							

Non-Div I Games: Virginia Union 103 61 Johnson C. Smith 71 61

N.C. A&T

■ Loss,
 ■ Non-Conf,
 ■ S Site,
 ■ H Home
 ■ A Away
 N Neutral

N.C. Central

Through Games Of Sunday, February 12, 2012

Average RPI Win:	284	WON-LOST	WINNING	LAST 12	STRENGTH OF	OPP. STRENGTH	TEAM	ADJ.	CONF.	ADJ CONF.
Average RPI Loss:	220	RECORD	PCT. RANK	GAMES	SCHEDULE	OF SCHEDULE	RPI	RPI	RPI	RPI
DIV. I ONLY	1- 21	339	1- 11	334	300	342	342	27	27	
DIV. I NON-CONF.	0- 11	337	0- 2	329	221	342	342	24	24	
TOTALS	RPI 1-25	RPI 26-50	W-L RECORDS	RPI 51-100	RPI 101-150	RPI 150+				
1- 21	0- 0	0- 1	OVERALL	0- 2	0- 1	1- 17				
1- 9	0- 0	0- 0	HOME	0- 0	0- 0	1- 9				
0- 12	0- 0	0- 1	AWAY	0- 2	0- 1	0- 8				
0- 0	0- 0	0- 0	NEUTRAL	0- 0	0- 0	0- 0				
0- 11	0- 0	0- 1	NON-CONFERENCE	0- 1	0- 0	0- 9				
0- 4	0- 0	0- 0	HOME	0- 0	0- 0	0- 4				
0- 7	0- 0	0- 1	AWAY	0- 1	0- 0	0- 5				
0- 0	0- 0	0- 0	NEUTRAL	0- 0	0- 0	0- 0				
1- 10	0- 0	0- 0	CONFERENCE	0- 1	0- 1	1- 8				
1- 5	0- 0	0- 0	HOME	0- 0	0- 0	1- 5				
0- 5	0- 0	0- 0	AWAY	0- 1	0- 1	0- 3				
0- 0	0- 0	0- 0	NEUTRAL	0- 0	0- 0	0- 0				

RPI 1-25	RPI 26-50	RPI 51-100	RPI 101+	Team's RPI: 342
RPI S Opponent Score	RPI S Opponent Score	RPI S Opponent Score	RPI S Opponent Score	
	42 A West Virginia 24 97	67 A Howard 26 67	138 A Coppin St. 44 84	
		91 A North Carolina 42 79	151 A Florida A&M 66 102	
			151 H Florida A&M 51 78	
			183 A Virginia Tech 52 70	
			201 A Clemson 48 68	
			208 H Campbell 41 59	
			227 H Md.-East. Shore 46 54	
			230 A Winthrop 40 79	
			249 H Western Caro. 49 62	
			256 A Presbyterian 48 64	
			267 A Morgan St. 59 64	
			273 H N.C. A&T 74 84	
			283 A Wofford 58 73	
			284 H Savannah St. 50 38	
			297 H UNC Greensboro 53 70	
			322 H Gardner-Webb 45 56	
			327 A Bethune-Cookman 61 63	
			327 H Bethune-Cookman 54 64	
			332 H Delaware St. 55 66	
LAST 12 Division I GAMES:				
284 H Savannah St. 50 38	138 A Coppin St. 44 84			
327 A Bethune-Cookman 61 63	67 A Howard 26 67			
151 A Florida A&M 66 102	327 H Bethune-Cookman 54 64			
227 H Md.-East. Shore 46 54	151 H Florida A&M 51 78			
332 H Delaware St. 55 66	91 A North Carolina 42 79			
267 A Morgan St. 59 64	322 H Gardner-Webb 45 56			

Non-Div I Games: Coker 65 64 Morris 66 58

N.C. Central

Loss, Non-Conf, S Site, H Home A Away N Neutral

Average RPI Win: 293	WON-LOST	WINNING	LAST 12	STRENGTH OF	OPP. STRENGTH	TEAM	ADJ.	CONF.	ADJ CONF.
Average RPI Loss: 223	RECORD	PCT. RANK	GAMES	SCHEDULE	OF SCHEDULE	RPI	RPI	RPI	RPI
DIV. I ONLY	9- 15	242	4- 8	340	338	319	319	33	33
DIV. I NON-CONF.	6- 11	240	1- 4	332	300	316	316	33	33
TOTALS	RPI 1-25	RPI 26-50	W-L RECORDS	RPI 51-100	RPI 101-150	RPI 150+			
9- 15	0- 0	0- 0	OVERALL	0- 1	0- 1	9- 13			
4- 6	0- 0	0- 0	HOME	0- 0	0- 0	4- 6			
5- 7	0- 0	0- 0	AWAY	0- 1	0- 1	5- 5			
0- 2	0- 0	0- 0	NEUTRAL	0- 0	0- 0	0- 2			
6- 11	0- 0	0- 0	NON-CONFERENCE	0- 1	0- 1	6- 9			
4- 4	0- 0	0- 0	HOME	0- 0	0- 0	4- 4			
2- 5	0- 0	0- 0	AWAY	0- 1	0- 1	2- 3			
0- 2	0- 0	0- 0	NEUTRAL	0- 0	0- 0	0- 2			
3- 4	0- 0	0- 0	CONFERENCE	0- 0	0- 0	3- 4			
0- 2	0- 0	0- 0	HOME	0- 0	0- 0	0- 2			
3- 2	0- 0	0- 0	AWAY	0- 0	0- 0	3- 2			
0- 0	0- 0	0- 0	NEUTRAL	0- 0	0- 0	0- 0			

RPI 1-25				RPI 26-50				RPI 51-100				RPI 101+				Team's RPI: 319	
RPI	S	Opponent	Score	RPI	S	Opponent	Score	RPI	S	Opponent	Score	RPI	S	Opponent	Score		
								67	A	Howard	31	58	136	A	Minnesota	47	71
												180	A	Lehigh	37	61	
												186	H	Brown	70	66	
												187	H	Manhattan	66	75	
												188	A	Navy	51	67	
												191	N	New Hampshire	71	79	
												207	H	Fairleigh Dickinson	57	68	
												214	N	Buffalo	53	66	
												231	A	Penn	52	48	
												240	A	North Dakota	42	68	
												240	H	North Dakota	55	65	
												246	A	Tex.-Pan American	41	40	
												261	H	Rider	50	60	
												288	A	Longwood	71	72	
												302	A	Utah Valley	48	46	
												302	H	Utah Valley	54	61	
												314	H	Colgate	44	54	
												324	H	Saint Peter's	66	59	
												326	A	Chicago St.	70	86	
												332	A	Delaware St.	65	49	
												334	H	Wagner	68	65	
												337	H	Bucknell	54	53	
												341	A	Houston Baptist	69	52	
LAST 12 Division I GAMES:																	
240	A	North Dakota	42	68	341	A	Houston Baptist	69	52								
302	A	Utah Valley	48	46	288	A	Longwood	71	72								
326	A	Chicago St.	70	86	231	A	Penn	52	48								
302	H	Utah Valley	54	61	67	A	Howard	31	58								
240	H	North Dakota	55	65	188	A	Navy	51	67								
246	A	Tex.-Pan American	41	40	191	N	New Hampshire	71	79								

Non-Div I Games:

NJIT

■ Loss,
 ■ Non-Conf,
 ■ S Site,
 ■ H Home
 ■ A Away
 N Neutral

Average RPI Win: 268	WON-LOST	WINNING	LAST 12	STRENGTH OF	OPP. STRENGTH	TEAM	ADJ.	CONF.	ADJ CONF.
Average RPI Loss: 141	RECORD	PCT. RANK	GAMES	SCHEDULE	OF SCHEDULE	RPI	RPI	RPI	RPI
DIV. I ONLY	14- 10	120	8- 4	262	303	188	188	28	28
DIV. I NON-CONF.	7- 7	161	1- 1	243	271	177	177	31	31
<hr/>									
TOTALS	RPI 1-25	RPI 26-50	W-L RECORDS	RPI 51-100	RPI 101-150	RPI 150+			
14- 10	1- 0	0- 1	OVERALL	0- 2	0- 2	13- 5			
9- 4	1- 0	0- 1	HOME	0- 0	0- 1	8- 2			
5- 5	0- 0	0- 0	AWAY	0- 1	0- 1	5- 3			
0- 1	0- 0	0- 0	NEUTRAL	0- 1	0- 0	0- 0			
7- 7	1- 0	0- 1	NON-CONFERENCE	0- 2	0- 1	6- 3			
6- 2	1- 0	0- 1	HOME	0- 0	0- 1	5- 0			
1- 4	0- 0	0- 0	AWAY	0- 1	0- 0	1- 3			
0- 1	0- 0	0- 0	NEUTRAL	0- 1	0- 0	0- 0			
7- 3	0- 0	0- 0	CONFERENCE	0- 0	0- 1	7- 2			
3- 2	0- 0	0- 0	HOME	0- 0	0- 0	3- 2			
4- 1	0- 0	0- 0	AWAY	0- 0	0- 1	4- 0			
0- 0	0- 0	0- 0	NEUTRAL	0- 0	0- 0	0- 0			

RPI 1-25				RPI 26-50				RPI 51-100				RPI 101+ Team's RPI: 188			
RPI	S	Opponent	Score	RPI	S	Opponent	Score	RPI	S	Opponent	Score	RPI	S	Opponent	Score
24	H	Princeton	65 52	39	H	Richmond	39 56	67	A	Howard	50 60	139	A	American	44 49
								73	N	Boston U.	46 48	148	H	UMBC	46 54
												160	A	Holy Cross	73 56
												160	H	Holy Cross	38 55
												175	A	Loyola Maryland	38 42
												180	H	Lehigh	46 50
												205	A	Mt. St. Mary's	45 52
												210	A	William & Mary	61 58
												221	A	Fordham	43 47
												264	A	Army	57 50
												264	H	Army	58 56
												279	H	Siena	61 50
												306	A	Lafayette	60 55
												306	H	Lafayette	63 47
												308	H	Maine	73 56
												313	H	Air Force	71 59
												314	H	Colgate	61 52
												319	H	NJIT	67 51
												337	A	Bucknell	50 49
												341	H	Houston Baptist	67 31
<hr/>															
LAST 12 Division I GAMES:															
264	A	Army	57 50	139	A	American	44 49								
160	A	Holy Cross	73 56	264	H	Army	58 56								
306	H	Lafayette	63 47	160	H	Holy Cross	38 55								
337	A	Bucknell	50 49	306	A	Lafayette	60 55								
180	H	Lehigh	46 50	319	H	NJIT	67 51								
314	H	Colgate	61 52	73	N	Boston U.	46 48								

Non-Div I Games:

Navy

Nebraska

Through Games Of Sunday, February 12, 2012

Average RPI Win: 141		WON-LOST	WINNING	LAST 12	STRENGTH OF	OPP. STRENGTH	TEAM	ADJ.	CONF.	ADJ CONF.
Average RPI Loss: 23		RECORD	PCT. RANK	GAMES	SCHEDULE	OF SCHEDULE	RPI	RPI	RPI	RPI
DIV. I ONLY		19- 4	19	9- 3	87	37	32	32	5	5
DIV. I NON-CONF.		11- 1	10	1- 0	223	66	63	63	3	3
TOTALS		RPI 1-25	RPI 26-50		W-L RECORDS		RPI 51-100	RPI 101-150	RPI 150+	
19- 4	1- 2	4- 2		OVERALL		4- 0	3- 0	7- 0		
11- 2	0- 0	2- 2		HOME		2- 0	2- 0	5- 0		
8- 2	1- 2	2- 0		AWAY		2- 0	1- 0	2- 0		
0- 0	0- 0	0- 0		NEUTRAL		0- 0	0- 0	0- 0		
11- 1	0- 1	1- 0		NON-CONFERENCE		3- 0	1- 0	6- 0		
8- 0	0- 0	1- 0		HOME		2- 0	1- 0	4- 0		
3- 1	0- 1	0- 0		AWAY		1- 0	0- 0	2- 0		
0- 0	0- 0	0- 0		NEUTRAL		0- 0	0- 0	0- 0		
8- 3	1- 1	3- 2		CONFERENCE		1- 0	2- 0	1- 0		
3- 2	0- 0	1- 2		HOME		0- 0	1- 0	1- 0		
5- 1	1- 1	2- 0		AWAY		1- 0	1- 0	0- 0		
0- 0	0- 0	0- 0		NEUTRAL		0- 0	0- 0	0- 0		

RPI 1-25				RPI 26-50				Team's RPI: 32				RPI 51-100				RPI 101+			
RPI	S	Opponent	Score	RPI	S	Opponent	Score	RPI	S	Opponent	Score	RPI	S	Opponent	Score	RPI	S	Opponent	Score
14	A	Ohio St.	68 82	30	A	Penn St.	71 63	60	H	South Dakota St.	80 71	133	A	Wisconsin	75 69				
17	A	Georgia Tech	57 73	30	H	Penn St.	73 93	68	A	Florida St.	66 63	136	H	Minnesota	64 49				
22	A	Purdue	93 89	31	H	Michigan	52 63	80	A	Illinois	67 47	150	H	Mississippi Val.	99 53				
				38	H	Southern California	68 50	100	H	Creighton	66 55	151	A	Florida A&M	72 64				
				50	A	Iowa	77 72					200	H	Indiana	62 48				
				50	H	Iowa	60 53					246	H	Tex.-Pan American	65 27				
												269	H	Vermont	94 41				
												277	A	Northern Ariz.	97 88				
												284	H	Savannah St.	70 50				
												328	H	Ark.-Pine Bluff	95 43				
LAST 12 Division I GAMES:																			
				31	H	Michigan	52 63	30	H	Penn St.	73 93								
				22	A	Purdue	93 89	133	A	Wisconsin	75 69								
				80	A	Illinois	67 47	50	A	Iowa	77 72								
				50	H	Iowa	60 53	200	H	Indiana	62 48								
				136	H	Minnesota	64 49	30	A	Penn St.	71 63								
				14	A	Ohio St.	68 82	60	H	South Dakota St.	80 71								

Non-Div I Games:

Nebraska

■ Loss,
 ■ Non-Conf, S Site,
 ■ Home
 ■ Away
 N Neutral

Average RPI Win: 237	WON-LOST	WINNING	LAST 12	STRENGTH OF	OPP. STRENGTH	TEAM	ADJ.	CONF.	ADJ CONF.
Average RPI Loss: 170	RECORD	PCT. RANK	GAMES	SCHEDULE	OF SCHEDULE	RPI	RPI	RPI	RPI
DIV. I ONLY	4- 18	316	2- 10	146	249	292	292	25	25
DIV. I NON-CONF.	3- 11	289	1- 3	125	250	285	285	23	23
TOTALS	RPI 1-25	RPI 26-50	W-L RECORDS	RPI 51-100	RPI 101-150	RPI 150+			
4- 18	0- 0	0- 2	OVERALL	0- 2	1- 5	3- 9			
2- 8	0- 0	0- 1	HOME	0- 1	1- 4	1- 2			
2- 8	0- 0	0- 1	AWAY	0- 1	0- 1	2- 5			
0- 2	0- 0	0- 0	NEUTRAL	0- 0	0- 0	0- 2			
3- 11	0- 0	0- 2	NON-CONFERENCE	0- 0	1- 4	2- 5			
2- 5	0- 0	0- 1	HOME	0- 0	1- 4	1- 0			
1- 4	0- 0	0- 1	AWAY	0- 0	0- 0	1- 3			
0- 2	0- 0	0- 0	NEUTRAL	0- 0	0- 0	0- 2			
1- 7	0- 0	0- 0	CONFERENCE	0- 2	0- 1	1- 4			
0- 3	0- 0	0- 0	HOME	0- 1	0- 0	0- 2			
1- 4	0- 0	0- 0	AWAY	0- 1	0- 1	1- 2			
0- 0	0- 0	0- 0	NEUTRAL	0- 0	0- 0	0- 0			

RPI 1-25				RPI 26-50				RPI 51-100				RPI 101+				Team's RPI: 292	
RPI	S	Opponent	Score	RPI	S	Opponent	Score	RPI	S	Opponent	Score	RPI	S	Opponent	Score		
				30	H	Penn St.	65 103	63	A	Fresno St.	67 85	116	H	Pacific	70 75		
				40	A	BYU	53 84	63	H	Fresno St.	67 85	117	H	Mississippi St.	63 67		
												118	H	Oregon	76 74		
												126	H	LIU Brooklyn	51 67		
												132	H	UNLV	63 74		
												137	A	Utah St.	69 91		
												178	A	Louisiana Tech	63 77		
												184	A	Portland St.	73 80		
												224	H	Butler	71 69		
												237	N	Binghamton	52 58		
												247	N	North Dakota St.	47 67		
												262	H	Hawaii	63 72		
												263	A	Long Beach St.	58 61		
												268	A	Cal St. Fullerton	74 76		
												271	H	San Jose St.	79 86		
												298	A	Idaho	76 70		
												307	A	CSU Bakersfield	85 76		
												325	A	New Mexico St.	50 70		
LAST 12 Division I GAMES:																	
				63	H	Fresno St.	67 85	137	A	Utah St.	69 91						
				325	A	New Mexico St.	50 70	63	A	Fresno St.	67 85						
				178	A	Louisiana Tech	63 77	307	A	CSU Bakersfield	85 76						
				271	H	San Jose St.	79 86	132	H	UNLV	63 74						
				262	H	Hawaii	63 72	117	H	Mississippi St.	63 67						
				298	A	Idaho	76 70	126	H	LIU Brooklyn	51 67						

Non-Div I Games: Saint Martin's 91 74

Nevada

New Hampshire

Average RPI Win:	253	WON-LOST	WINNING	LAST 12	STRENGTH OF	OPP. STRENGTH	TEAM	ADJ.	CONF.	ADJ CONF.
Average RPI Loss:	135	RECORD	PCT. RANK	GAMES	SCHEDULE	OF SCHEDULE	RPI	RPI	RPI	RPI
DIV. I ONLY	13- 11	140	6- 6	292	202	191	191	14	14	
DIV. I NON-CONF.	7- 5	122	0- 0	326	236	245	245	16	16	

TOTALS	RPI 1-25	RPI 26-50	W-L RECORDS	RPI 51-100	RPI 101-150	RPI 150+
13- 11	0- 0	0- 1	OVERALL	1- 2	1- 3	11- 5
5- 5	0- 0	0- 0	HOME	1- 0	1- 1	3- 4
7- 6	0- 0	0- 1	AWAY	0- 2	0- 2	7- 1
1- 0	0- 0	0- 0	NEUTRAL	0- 0	0- 0	1- 0
7- 5	0- 0	0- 1	NON-CONFERENCE	0- 0	0- 0	7- 4
1- 3	0- 0	0- 0	HOME	0- 0	0- 0	1- 3
5- 2	0- 0	0- 1	AWAY	0- 0	0- 0	5- 1
1- 0	0- 0	0- 0	NEUTRAL	0- 0	0- 0	1- 0
6- 6	0- 0	0- 0	CONFERENCE	1- 2	1- 3	4- 1
4- 2	0- 0	0- 0	HOME	1- 0	1- 1	2- 1
2- 4	0- 0	0- 0	AWAY	0- 2	0- 2	2- 0
0- 0	0- 0	0- 0	NEUTRAL	0- 0	0- 0	0- 0

RPI 1-25	RPI 26-50	RPI 51-100	RPI 101+	Team's RPI: 191
RPI S Opponent Score	RPI S Opponent Score	RPI S Opponent Score	RPI S Opponent Score	
	48 A Iowa St. 57 71	73 A Boston U. 39 79	106 A Albany (NY) 59 68	
		83 A Hartford 46 64	106 H Albany (NY) 44 60	
		83 H Hartford 64 45	148 A UMBC 65 67	
			148 H UMBC 75 68	
			152 H Harvard 62 69	
			160 H Holy Cross 50 61	
			162 H Seton Hall 38 61	
			186 A Brown 62 57	
			187 H Manhattan 57 42	
			206 A Central Conn. St. 44 83	
			237 H Binghamton 55 64	
			259 A Cornell 63 62	
			269 A Vermont 69 63	
			269 H Vermont 58 48	
			300 A Dartmouth 58 53	
			308 A Maine 66 50	
			309 H Stony Brook 63 53	
			316 A Rhode Island 52 33	
			319 N NJIT 79 71	
			334 A Wagner 73 72	
LAST 12 Division I GAMES:				
269 H Vermont 58 48	73 A Boston U. 39 79			
106 A Albany (NY) 59 68	309 H Stony Brook 63 53			
83 A Hartford 46 64	269 A Vermont 69 63			
148 H UMBC 75 68	106 H Albany (NY) 44 60			
308 A Maine 66 50	83 H Hartford 64 45			
237 H Binghamton 55 64	148 A UMBC 65 67			

Non-Div I Games:

New Hampshire

Loss, Non-Conf, S Site, H Home A Away N Neutral

New Mexico

Average RPI Win: 308

Average RPI Loss: 152

WON-LOST

WINNING

LAST 12

RECORD

PCT. RANK

GAMES

Through Games Of Sunday, February 12, 2012

STRENGTH OF

SCHEDULE

OPP. STRENGTH

OF SCHEDULE

TEAM

RPI

ADJ.

RPI

CONF.

RPI

ADJ CONF.

RPI

DIV. I ONLY

7- 15

267

4- 8

299

206

303

303

23

23

DIV. I NON-CONF.

5- 8

221

2- 1

299

189

307

307

25

25

TOTALS

RPI 1-25

RPI 26-50

W-L RECORDS

RPI 51-100

RPI 101-150

RPI 150+

7- 15

0- 1

0- 0

OVERALL

0- 2

0- 5

7- 7

4- 8

0- 1

0- 0

HOME

0- 1

0- 3

4- 3

3- 7

0- 0

0- 0

AWAY

0- 1

0- 2

3- 4

0- 0

0- 0

0- 0

NEUTRAL

0- 0

0- 0

0- 0

5- 8

0- 1

0- 0

NON-CONFERENCE

0- 2

0- 3

5- 2

3- 5

0- 1

0- 0

HOME

0- 1

0- 2

3- 1

2- 3

0- 0

0- 0

AWAY

0- 1

0- 1

2- 1

0- 0

0- 0

0- 0

NEUTRAL

0- 0

0- 0

0- 0

2- 7

0- 0

0- 0

CONFERENCE

0- 0

0- 2

2- 5

1- 3

0- 0

0- 0

HOME

0- 0

0- 1

1- 2

1- 4

0- 0

0- 0

AWAY

0- 0

0- 1

1- 3

0- 0

0- 0

0- 0

NEUTRAL

0- 0

0- 0

0- 0

RPI 1-25

RPI 26-50

RPI 51-100

RPI 101+

Team's RPI: 303

RPI	S	Opponent	Score
15	H	Oklahoma	56 58

RPI	S	Opponent	Score
54	A	Texas Tech	43 69
57	H	UTEP	43 53

RPI	S	Opponent	Score
105	A	San Diego St.	47 77
122	H	Pepperdine	56 59
132	H	UNLV	50 64
135	A	Arizona	50 59
146	H	Northern Colo.	54 61
165	A	North Texas	50 63
182	A	Colorado St.	54 61
185	A	TCU	56 63
238	A	Boise St.	46 65
238	H	Boise St.	64 68
245	A	Wyoming	60 57
245	H	Wyoming	50 52
257	H	Loyola Marymount	54 57
289	H	Morehead St.	69 52
313	H	Air Force	67 44
317	H	Houston	70 44
325	A	New Mexico St.	59 58
325	H	New Mexico St.	54 53
341	A	Houston Baptist	65 38

RPI	S	Opponent	Score
105	A	San Diego St.	47 77
122	H	Pepperdine	56 59
132	H	UNLV	50 64
135	A	Arizona	50 59
146	H	Northern Colo.	54 61
165	A	North Texas	50 63
182	A	Colorado St.	54 61
185	A	TCU	56 63
238	A	Boise St.	46 65
238	H	Boise St.	64 68
245	A	Wyoming	60 57
245	H	Wyoming	50 52
257	H	Loyola Marymount	54 57
289	H	Morehead St.	69 52
313	H	Air Force	67 44
317	H	Houston	70 44
325	A	New Mexico St.	59 58
325	H	New Mexico St.	54 53
341	A	Houston Baptist	65 38

LAST 12 Division I GAMES:

245	A	Wyoming	60 57	105	A	San Diego St.	47 77
238	H	Boise St.	64 68	245	H	Wyoming	50 52
313	H	Air Force	67 44	238	A	Boise St.	46 65
185	A	TCU	56 63	317	H	Houston	70 44
182	A	Colorado St.	54 61	325	A	New Mexico St.	59 58
132	H	UNLV	50 64	135	A	Arizona	50 59

Non-Div I Games: Eastern N.M. 54 33

New Mexico

■ Loss,
 ■ Non-Conf, S Site,
 ■ Home
 ■ Away
 N Neutral

Average RPI Win:	285	WON-LOST	WINNING	LAST 12	STRENGTH OF	OPP. STRENGTH	TEAM	ADJ.	CONF.	ADJ CONF.
Average RPI Loss:	186	RECORD	PCT. RANK	GAMES	SCHEDULE	OF SCHEDULE	RPI	RPI	RPI	RPI
DIV. I ONLY	4- 19	318	2- 9	230	278	325	325	25	25	
DIV. I NON-CONF.	2- 12	312	0- 2	205	298	320	320	23	23	
TOTALS	RPI 1-25	RPI 26-50	W-L RECORDS	RPI 51-100	RPI 101-150	RPI 150+				
4- 19	0- 0	0- 0	OVERALL	0- 4	0- 4	4- 11				
3- 10	0- 0	0- 0	HOME	0- 3	0- 2	3- 5				
1- 9	0- 0	0- 0	AWAY	0- 1	0- 2	1- 6				
0- 0	0- 0	0- 0	NEUTRAL	0- 0	0- 0	0- 0				
2- 12	0- 0	0- 0	NON-CONFERENCE	0- 3	0- 2	2- 7				
1- 7	0- 0	0- 0	HOME	0- 2	0- 1	1- 4				
1- 5	0- 0	0- 0	AWAY	0- 1	0- 1	1- 3				
0- 0	0- 0	0- 0	NEUTRAL	0- 0	0- 0	0- 0				
2- 7	0- 0	0- 0	CONFERENCE	0- 1	0- 2	2- 4				
2- 3	0- 0	0- 0	HOME	0- 1	0- 1	2- 1				
0- 4	0- 0	0- 0	AWAY	0- 0	0- 1	0- 3				
0- 0	0- 0	0- 0	NEUTRAL	0- 0	0- 0	0- 0				

RPI S	Opponent	Score	RPI S	Opponent	Score	RPI S	Opponent	Score	RPI S	Opponent	Score	Team's RPI: 325
						57	A UTEP	27 63	124	A Utah	37 74	
						57	H UTEP	72 76	135	H Arizona	67 84	
						63	H Fresno St.	54 79	137	A Utah St.	45 57	
						64	H Idaho St.	42 59	137	H Utah St.	56 74	
									153	A UMKC	57 68	
									178	H Louisiana Tech	42 69	
									233	H UC Santa Barbara	52 51	
									238	A Boise St.	57 72	
									238	H Boise St.	53 56	
									240	H North Dakota	46 63	
									262	A Hawaii	48 51	
									271	A San Jose St.	62 67	
									281	H Southern Utah	57 58	
									292	H Nevada	70 50	
									298	A Idaho	59 62	
									298	H Idaho	61 47	
									303	A New Mexico	53 54	
									303	H New Mexico	58 59	
									317	A Houston	63 62	
LAST 12 Division I GAMES:												
			137	A Utah St.	45 57		271	A San Jose St.	62 67			
			298	A Idaho	59 62		298	H Idaho	61 47			
			292	H Nevada	70 50		137	H Utah St.	56 74			
			63	H Fresno St.	54 79		238	H Boise St.	53 56			
			178	H Louisiana Tech	42 69		153	A UMKC	57 68			
			262	A Hawaii	48 51		303	H New Mexico	58 59			

Non-Div I Games: Shaw

61 53

New Mexico St.

Niagara

Average RPI Win: 259

Average RPI Loss: 172

WON-LOST

WINNING

LAST 12

Through Games Of Sunday, February 12, 2012

STRENGTH OF

OPP. STRENGTH

TEAM

ADJ.

CONF.

ADJ CONF.

RECORD

PCT. RANK

GAMES

SCHEDULE

OF SCHEDULE

RPI

RPI

RPI

RPI

DIV. I ONLY

10- 16

238

6- 6

249

269

239

239

22

22

DIV. I NON-CONF.

3- 9

275

0- 0

190

286

208

208

19

19

TOTALS

RPI 1-25

RPI 26-50

W-L RECORDS

RPI 51-100

RPI 101-150

RPI 150+

10- 16

0- 1

0- 0

OVERALL

0- 1

0- 4

10- 10

4- 5

0- 0

0- 0

HOME

0- 0

0- 0

4- 5

6- 9

0- 1

0- 0

AWAY

0- 0

0- 2

6- 2

0- 2

0- 0

0- 0

NEUTRAL

0- 0

0- 1

0- 1

3- 9

0- 1

0- 0

NON-CONFERENCE

0- 0

0- 3

3- 5

2- 2

0- 0

0- 0

HOME

0- 0

0- 0

2- 2

1- 5

0- 1

0- 0

AWAY

0- 0

0- 2

1- 2

0- 2

0- 0

0- 0

NEUTRAL

0- 0

0- 1

0- 1

7- 7

0- 0

0- 0

CONFERENCE

0- 1

0- 1

7- 5

2- 3

0- 0

0- 0

HOME

0- 0

0- 0

2- 3

5- 4

0- 0

0- 0

AWAY

0- 1

0- 1

5- 2

0- 0

0- 0

0- 0

NEUTRAL

0- 0

0- 0

0- 0

RPI 1-25

RPI 26-50

RPI 51-100

RPI 101+

Team's RPI: 239

RPI	S	Opponent	Score
16	A	St. Bonaventure	49 63

RPI	S	Opponent	Score
52	A	Marist	44 63

RPI	S	Opponent	Score
52	A	Marist	44 63

RPI	S	Opponent	Score
103	A	Syracuse	30 81
106	A	Albany (NY)	42 55
121	A	Fairfield	46 57
130	N	Stetson	52 67
154	N	Bradley	43 68
175	A	Loyola Maryland	57 54
175	H	Loyola Maryland	48 68
187	A	Manhattan	61 55
196	A	Canisius	66 60
196	H	Canisius	57 58
214	H	Buffalo	54 65
230	A	Winthrop	47 82
231	H	Penn	41 55
232	A	Iona	68 55
232	H	Iona	61 71
237	H	Binghamton	64 53
254	A	Ohio	40 50
261	A	Rider	53 60
261	H	Rider	69 53
279	A	Siena	49 62
314	A	Colgate	61 60
324	A	Saint Peter's	54 52
324	H	Saint Peter's	61 52
337	H	Bucknell	61 55

LAST 12 Division I GAMES:

232	A	Iona	68 55
187	A	Manhattan	61 55
196	H	Canisius	57 58
324	A	Saint Peter's	54 52
175	H	Loyola Maryland	48 68
261	H	Rider	69 53

121	A	Fairfield	46 57
196	A	Canisius	66 60
52	A	Marist	44 63
279	A	Siena	49 62
324	H	Saint Peter's	61 52
232	H	Iona	61 71

N
i
a
g
a
r
aN
i
a
g
a
r
a

Non-Div I Games:

Niagara

■ Loss,
 ■ Non-Conf,
 ■ S Site,
 ■ Home
 ■ A Away
 N Neutral

Average RPI Win: 253	WON-LOST	WINNING	LAST 12	STRENGTH OF	OPP. STRENGTH	TEAM	ADJ.	CONF.	ADJ CONF.
Average RPI Loss: 185	RECORD	PCT. RANK	GAMES	SCHEDULE	OF SCHEDULE	RPI	RPI	RPI	RPI
DIV. I ONLY	11- 11	167	6- 6	303	310	217	217	24	24
DIV. I NON-CONF.	5- 6	191	0- 1	320	307	250	250	27	27
TOTALS	RPI 1-25	RPI 26-50	W-L RECORDS	RPI 51-100	RPI 101-150	RPI 150+			
11- 11	0- 0	0- 0	OVERALL	0- 1	0- 3	11- 7			
6- 2	0- 0	0- 0	HOME	0- 1	0- 0	6- 1			
4- 8	0- 0	0- 0	AWAY	0- 0	0- 3	4- 5			
1- 1	0- 0	0- 0	NEUTRAL	0- 0	0- 0	1- 1			
5- 6	0- 0	0- 0	NON-CONFERENCE	0- 0	0- 2	5- 4			
2- 1	0- 0	0- 0	HOME	0- 0	0- 0	2- 1			
2- 4	0- 0	0- 0	AWAY	0- 0	0- 2	2- 2			
1- 1	0- 0	0- 0	NEUTRAL	0- 0	0- 0	1- 1			
6- 5	0- 0	0- 0	CONFERENCE	0- 1	0- 1	6- 3			
4- 1	0- 0	0- 0	HOME	0- 1	0- 0	4- 0			
2- 4	0- 0	0- 0	AWAY	0- 0	0- 1	2- 3			
0- 0	0- 0	0- 0	NEUTRAL	0- 0	0- 0	0- 0			

RPI 1-25				RPI 26-50				RPI 51-100				RPI 101+ Team's RPI: 217					
RPI	S	Opponent	Score	RPI	S	Opponent	Score	RPI	S	Opponent	Score	RPI	S	Opponent	Score		
								76	H	Central Ark.	59	66	109	A	McNeese St.	53	68
													118	A	Oregon	76	95
													141	A	UALR	48	62
													151	H	Florida A&M	77	69
													155	H	Stephen F. Austin	64	63
													161	A	Lamar	52	70
													161	H	Lamar	70	64
													164	A	Sam Houston St.	46	67
													165	H	North Texas	67	64
													173	A	Alabama	51	72
													219	N	UC Irvine	48	62
													241	A	Texas St.	83	74
													248	A	La.-Monroe	68	78
													290	H	Texas-Arlington	78	59
													305	H	Alabama St.	57	61
													310	A	La.-Lafayette	72	64
													311	H	Southeastern La.	88	79
													320	A	A&M-Corpus Christi	63	70
													331	A	Northwestern St.	83	69
													333	A	Texas Southern	69	48
													335	N	Weber St.	83	56
LAST 12 Division I GAMES:																	
				161	A	Lamar	52	70		311	H	Southeastern La.	88	79			
				155	H	Stephen F. Austin	64	63		76	H	Central Ark.	59	66			
				241	A	Texas St.	83	74		164	A	Sam Houston St.	46	67			
				320	A	A&M-Corpus Christi	63	70		331	A	Northwestern St.	83	69			
				161	H	Lamar	70	64		290	H	Texas-Arlington	78	59			
				109	A	McNeese St.	53	68		141	A	UALR	48	62			

Non-Div I Games: Southern-N.O. 72 52 Belhaven 78 60

Nicholls St.

■ Loss,
 ■ Non-Conf,
 ■ S Site,
 ■ Home
 ■ A Away
 N Neutral

Average RPI Win:	279	WON-LOST	WINNING	LAST 12	STRENGTH OF	OPP. STRENGTH	TEAM	ADJ.	CONF.	ADJ CONF.
Average RPI Loss:	155	RECORD	PCT. RANK	GAMES	SCHEDULE	OF SCHEDULE	RPI	RPI	RPI	RPI
DIV. I ONLY	7- 14	260	4- 8	252	279	272	272	27	27	
DIV. I NON-CONF.	3- 6	241	1- 1	226	293	265	265	24	24	
TOTALS	RPI 1-25	RPI 26-50	W-L RECORDS	RPI 51-100	RPI 101-150	RPI 150+				
7- 14	0- 1	0- 0	OVERALL	0- 4	0- 2	7- 7				
3- 7	0- 0	0- 0	HOME	0- 2	0- 1	3- 4				
4- 6	0- 0	0- 0	AWAY	0- 2	0- 1	4- 3				
0- 1	0- 1	0- 0	NEUTRAL	0- 0	0- 0	0- 0				
3- 6	0- 1	0- 0	NON-CONFERENCE	0- 1	0- 0	3- 4				
1- 2	0- 0	0- 0	HOME	0- 0	0- 0	1- 2				
2- 3	0- 0	0- 0	AWAY	0- 1	0- 0	2- 2				
0- 1	0- 1	0- 0	NEUTRAL	0- 0	0- 0	0- 0				
4- 8	0- 0	0- 0	CONFERENCE	0- 3	0- 2	4- 3				
2- 5	0- 0	0- 0	HOME	0- 2	0- 1	2- 2				
2- 3	0- 0	0- 0	AWAY	0- 1	0- 1	2- 1				
0- 0	0- 0	0- 0	NEUTRAL	0- 0	0- 0	0- 0				

RPI 1-25				RPI 26-50				RPI 51-100				RPI 101+ Team's RPI: 272			
RPI	S	Opponent	Score	RPI	S	Opponent	Score	RPI	S	Opponent	Score	RPI	S	Opponent	Score
16	N	St. Bonaventure	44 58					67	H	Howard	50 73	138	A	Coppin St.	62 67
								77	A	Hampton	43 92	138	H	Coppin St.	58 61
								77	H	Hampton	46 68	174	A	Monmouth	62 69
								79	A	VCU	59 79	193	H	George Mason	60 57
												194	H	Radford	68 80
												210	H	William & Mary	76 79
												223	H	South Carolina St.	69 75
												227	A	Md.-East. Shore	58 62
												227	H	Md.-East. Shore	61 58
												267	A	Morgan St.	76 75
												267	H	Morgan St.	68 75
												283	A	Wofford	45 50
												284	H	Savannah St.	54 49
												315	A	S.C. Upstate	94 81
												332	A	Delaware St.	84 66
												333	A	Texas Southern	80 58
LAST 12 Division I GAMES:															
				77	H	Hampton	46 68					138	A	Coppin St.	62 67
				227	A	Md.-East. Shore	58 62					267	A	Morgan St.	76 75
				332	A	Delaware St.	84 66					67	H	Howard	50 73
				138	H	Coppin St.	58 61					227	H	Md.-East. Shore	61 58
				267	H	Morgan St.	68 75					193	H	George Mason	60 57
				77	A	Hampton	43 92					16	N	St. Bonaventure	44 58

Non-Div I Games: Virginia Union 76 58 Chowan 60 43

Norfolk St.

Loss, Non-Conf, S Site, H Home A Away N Neutral

North Carolina

Through Games Of Sunday, February 12, 2012

Average RPI Win:	211	WON-LOST	WINNING	LAST 12	STRENGTH OF	OPP. STRENGTH	TEAM	ADJ.	CONF.	ADJ CONF.
Average RPI Loss:	39	RECORD	PCT. RANK	GAMES	SCHEDULE	OF SCHEDULE	RPI	RPI	RPI	RPI
DIV. I ONLY	17- 8	76	6- 6	139	71	91	91	6	6	
DIV. I NON-CONF.	10- 3	49	0- 1	327	195	198	198	4	4	
TOTALS	RPI 1-25	RPI 26-50	W-L RECORDS	RPI 51-100	RPI 101-150	RPI 150+				
17- 8	1- 5	2- 2	OVERALL	2- 0	0- 0	12- 1				
12- 3	1- 2	1- 0	HOME	0- 0	0- 0	10- 1				
4- 4	0- 3	1- 1	AWAY	2- 0	0- 0	1- 0				
1- 1	0- 0	0- 1	NEUTRAL	0- 0	0- 0	1- 0				
10- 3	0- 1	0- 2	NON-CONFERENCE	0- 0	0- 0	10- 0				
9- 0	0- 0	0- 0	HOME	0- 0	0- 0	9- 0				
0- 2	0- 1	0- 1	AWAY	0- 0	0- 0	0- 0				
1- 1	0- 0	0- 1	NEUTRAL	0- 0	0- 0	1- 0				
7- 5	1- 4	2- 0	CONFERENCE	2- 0	0- 0	2- 1				
3- 3	1- 2	1- 0	HOME	0- 0	0- 0	1- 1				
4- 2	0- 2	1- 0	AWAY	2- 0	0- 0	1- 0				
0- 0	0- 0	0- 0	NEUTRAL	0- 0	0- 0	0- 0				

RPI 1-25				RPI 26-50				RPI 51-100 Team's RPI: 91				RPI 101+			
RPI	S	Opponent	Score	RPI	S	Opponent	Score	RPI	S	Opponent	Score	RPI	S	Opponent	Score
2	A	Connecticut	35 86	30	A	Penn St.	84 103	81	A	Wake Forest	75 71	183	A	Virginia Tech	56 37
8	A	Duke	56 96	33	N	South Carolina	48 79	86	A	North Carolina St.	60 50	199	H	Boston College	77 46
11	A	Miami (FL)	37 61	47	A	Virginia	78 73					201	H	Clemson	47 52
11	H	Miami (FL)	65 63	47	H	Virginia	64 56					243	N	East Carolina	65 61
12	H	Maryland	72 78									255	H	Kennesaw St.	76 62
17	H	Georgia Tech	54 56									256	H	Presbyterian	61 38
												284	H	Savannah St.	74 21
												296	H	East Tenn. St.	93 77
												297	H	UNC Greensboro	91 35
												315	H	S.C. Upstate	91 34
												322	H	Gardner-Webb	109 44
												330	H	Lipscomb	95 53
												342	H	N.C. Central	79 42
LAST 12 Division I GAMES:															
17	H	Georgia Tech	54 56	86	A	North Carolina St.	60 50								
11	A	Miami (FL)	37 61	183	A	Virginia Tech	56 37								
8	A	Duke	56 96	2	A	Connecticut	35 86								
47	H	Virginia	64 56	201	H	Clemson	47 52								
81	A	Wake Forest	75 71	12	H	Maryland	72 78								
199	H	Boston College	77 46	47	A	Virginia	78 73								

Non-Div I Games:

North Carolina

■ Loss,
■ Non-Conf, S Site,
■ Home
■ Away
N Neutral

Average RPI Win:	176	WON-LOST	WINNING	LAST 12	STRENGTH OF	OPP. STRENGTH	TEAM	ADJ.	CONF.	ADJ CONF.
Average RPI Loss:	53	RECORD	PCT. RANK	GAMES	SCHEDULE	OF SCHEDULE	RPI	RPI	RPI	RPI
DIV. I ONLY	15- 11	125	5- 7	70	61	86	86	6	6	
DIV. I NON-CONF.	11- 3	45	1- 0	94	129	118	118	4	4	
TOTALS	RPI 1-25	RPI 26-50	W-L RECORDS	RPI 51-100	RPI 101-150	RPI 150+				
15- 11	1- 4	1- 2	OVERALL	3- 4	0- 1	10- 0				
8- 6	1- 1	1- 2	HOME	1- 3	0- 0	5- 0				
5- 5	0- 3	0- 0	AWAY	1- 1	0- 1	4- 0				
2- 0	0- 0	0- 0	NEUTRAL	1- 0	0- 0	1- 0				
11- 3	1- 0	1- 1	NON-CONFERENCE	2- 1	0- 1	7- 0				
7- 1	1- 0	1- 1	HOME	1- 0	0- 0	4- 0				
2- 2	0- 0	0- 0	AWAY	0- 1	0- 1	2- 0				
2- 0	0- 0	0- 0	NEUTRAL	1- 0	0- 0	1- 0				
4- 8	0- 4	0- 1	CONFERENCE	1- 3	0- 0	3- 0				
1- 5	0- 1	0- 1	HOME	0- 3	0- 0	1- 0				
3- 3	0- 3	0- 0	AWAY	1- 0	0- 0	2- 0				
0- 0	0- 0	0- 0	NEUTRAL	0- 0	0- 0	0- 0				

RPI 1-25				RPI 26-50				RPI 51-100 Team's RPI: 86				RPI 101+			
RPI	S	Opponent	Score	RPI	S	Opponent	Score	RPI	S	Opponent	Score	RPI	S	Opponent	Score
8	A	Duke	59 83	33	H	South Carolina	55 53	68	H	Florida St.	64 67	107	A	Northwestern	59 76
11	A	Miami (FL)	68 78	39	H	Richmond	58 72	75	N	Fla. Gulf Coast	69 64	173	H	Alabama	79 57
17	A	Georgia Tech	68 75	47	H	Virginia	47 55	81	A	Wake Forest	75 66	183	A	Virginia Tech	65 53
17	H	Georgia Tech	66 76					81	H	Wake Forest	57 70	185	A	TCU	85 79
25	H	Vanderbilt	66 59					89	H	UNC Wilmington	83 64	199	H	Boston College	80 57
								91	H	North Carolina	50 60	201	A	Clemson	62 46
								100	A	Creighton	67 74	250	N	Alcorn St.	85 70
												262	A	Hawaii	84 54
												270	H	Jacksonville	80 42
												288	H	Longwood	74 45
												323	H	Southeast Mo. St.	66 29
LAST 12 Division I GAMES:															
81	H	Wake Forest	57 70	91	H	North Carolina	50 60								
288	H	Longwood	74 45	201	A	Clemson	62 46								
47	H	Virginia	47 55	81	A	Wake Forest	75 66								
17	A	Georgia Tech	68 75	199	H	Boston College	80 57								
183	A	Virginia Tech	65 53	8	A	Duke	59 83								
68	H	Florida St.	64 67	11	A	Miami (FL)	68 78								

Non-Div I Games:

North Carolina St.

■ Loss,
 ■ Non-Conf,
 ■ S Site,
 ■ H Home
 ■ A Away
 N Neutral

Average RPI Win: 264	WON-LOST	WINNING	LAST 12	STRENGTH OF	OPP. STRENGTH	TEAM	ADJ.	CONF.	ADJ CONF.
Average RPI Loss: 190	RECORD	PCT. RANK	GAMES	SCHEDULE	OF SCHEDULE	RPI	RPI	RPI	RPI
DIV. I ONLY	13- 10	129	8- 3	336	262	240	240	33	33
DIV. I NON-CONF.	7- 9	206	2- 2	291	177	192	192	33	33
TOTALS	RPI 1-25	RPI 26-50	W-L RECORDS	RPI 51-100	RPI 101-150	RPI 150+			
13- 10	0- 0	0- 0	OVERALL	1- 1	1- 3	11- 6			
7- 3	0- 0	0- 0	HOME	1- 1	1- 1	5- 1			
5- 6	0- 0	0- 0	AWAY	0- 0	0- 2	5- 4			
1- 1	0- 0	0- 0	NEUTRAL	0- 0	0- 0	1- 1			
7- 9	0- 0	0- 0	NON-CONFERENCE	1- 1	1- 3	5- 5			
3- 2	0- 0	0- 0	HOME	1- 1	1- 1	1- 0			
3- 6	0- 0	0- 0	AWAY	0- 0	0- 2	3- 4			
1- 1	0- 0	0- 0	NEUTRAL	0- 0	0- 0	1- 1			
6- 1	0- 0	0- 0	CONFERENCE	0- 0	0- 0	6- 1			
4- 1	0- 0	0- 0	HOME	0- 0	0- 0	4- 1			
2- 0	0- 0	0- 0	AWAY	0- 0	0- 0	2- 0			
0- 0	0- 0	0- 0	NEUTRAL	0- 0	0- 0	0- 0			

RPI 1-25			RPI 26-50			RPI 51-100			RPI 101+			Team's RPI: 240
RPI	S	Opponent	Score	RPI	S	Opponent	Score	RPI	S	Opponent	Score	
						72 H Duquesne	86 80	114 A Missouri		52	69	
						100 H Creighton	54 72	131 H UNI		74	70	
								134 A Montana St.		54	70	
								134 H Montana St.		63	67	
								152 A Harvard		60	57	
								157 A Drake		60	74	
								169 A Montana		39	60	
								182 A Colorado St.		52	58	
								246 H Tex.-Pan American		93	60	
								281 N Southern Utah		62	61	
								298 A Idaho		78	68	
								298 H Idaho		84	54	
								298 N Idaho		50	53	
								302 H Utah Valley		54	58	
								313 A Air Force		54	65	
								319 A NJIT		65	55	
								319 H NJIT		68	42	
								325 A New Mexico St.		63	46	
								326 A Chicago St.		77	68	
								326 H Chicago St.		80	46	
								341 H Houston Baptist		93	34	
LAST 12 Division I GAMES:												
319 H NJIT			68	42	302 H Utah Valley		54	58				
326 H Chicago St.			80	46	152 A Harvard		60	57				
246 H Tex.-Pan American			93	60	313 A Air Force		54	65				
341 H Houston Baptist			93	34	298 A Idaho		78	68				
326 A Chicago St.			77	68	169 A Montana		39	60				
319 A NJIT			65	55	298 N Idaho		50	53				

Non-Div I Games: Jamestown 57 47 Bemidji St. 86 50

North Dakota

Loss, Non-Conf, S Site, H Home A Away N Neutral

Average RPI Win:	251	WON-LOST	WINNING	LAST 12	STRENGTH OF	OPP. STRENGTH	TEAM	ADJ.	CONF.	ADJ CONF.
Average RPI Loss:	127	RECORD	PCT. RANK	GAMES	SCHEDULE	OF SCHEDULE	RPI	RPI	RPI	RPI
DIV. I ONLY	7- 17	274	5- 6	142	127	247	247	18	18	
DIV. I NON-CONF.	1- 9	323	0- 0	54	38	179	179	11	11	
TOTALS	RPI 1-25	RPI 26-50	W-L RECORDS	RPI 51-100	RPI 101-150	RPI 150+				
7- 17	0- 2	0- 0	OVERALL	0- 3	1- 7	6- 5				
4- 6	0- 1	0- 0	HOME	0- 3	1- 1	3- 1				
2- 9	0- 0	0- 0	AWAY	0- 0	0- 5	2- 4				
1- 2	0- 1	0- 0	NEUTRAL	0- 0	0- 1	1- 0				
1- 9	0- 2	0- 0	NON-CONFERENCE	0- 2	0- 4	1- 1				
0- 3	0- 1	0- 0	HOME	0- 2	0- 0	0- 0				
0- 4	0- 0	0- 0	AWAY	0- 0	0- 3	0- 1				
1- 2	0- 1	0- 0	NEUTRAL	0- 0	0- 1	1- 0				
6- 8	0- 0	0- 0	CONFERENCE	0- 1	1- 3	5- 4				
4- 3	0- 0	0- 0	HOME	0- 1	1- 1	3- 1				
2- 5	0- 0	0- 0	AWAY	0- 0	0- 2	2- 3				
0- 0	0- 0	0- 0	NEUTRAL	0- 0	0- 0	2- 0				

RPI 1-25				RPI 26-50				RPI 51-100				RPI 101+ Team's RPI: 247			
RPI	S	Opponent	Score	RPI	S	Opponent	Score	RPI	S	Opponent	Score	RPI	S	Opponent	Score
10	N	Kansas St.	47 70					60	H	South Dakota St.	52 88	101	A	South Dakota	40 53
23	H	Green Bay	59 82					72	H	Duquesne	66 74	101	H	South Dakota	64 50
								100	H	Creighton	51 71	107	N	Northwestern	55 68
												119	A	Oral Roberts	66 92
												119	H	Oral Roberts	75 84
												131	A	UNI	41 60
												132	A	UNLV	57 76
												136	A	Minnesota	41 80
												153	H	UMKC	58 76
												157	A	Drake	49 57
												226	A	Oakland	52 68
												226	H	Oakland	78 65
												242	A	Western Ill.	65 68
												266	A	IUPUI	39 49
												281	A	Southern Utah	80 68
												281	H	Southern Utah	74 56
												287	A	IPFW	64 50
												287	H	IPFW	77 70
												292	N	Nevada	67 47
LAST 12 Division I GAMES:															
101	A	South Dakota	40 53	153	H	UMKC	58 76								
281	H	Southern Utah	74 56	101	H	South Dakota	64 50								
119	H	Oral Roberts	75 84	119	A	Oral Roberts	66 92								
287	A	IPFW	64 50	281	A	Southern Utah	80 68								
226	A	Oakland	52 68	226	H	Oakland	78 65								
60	H	South Dakota St.	52 88	287	H	IPFW	77 70								

Non-Div I Games: Dakota St. 92 48 Valley City St. 85 64

North Dakota St.

North Florida

Through Games Of Sunday, February 12, 2012

Average RPI Win:	286	WON-LOST	WINNING	LAST 12	STRENGTH OF	OPP. STRENGTH	TEAM	ADJ.	CONF.	ADJ CONF.
Average RPI Loss:	194	RECORD	PCT. RANK	GAMES	SCHEDULE	OF SCHEDULE	RPI	RPI	RPI	RPI
DIV. I ONLY	10- 16	238	5- 7	321	319	282	282	30	30	
DIV. I NON-CONF.	3- 8	269	0- 0	315	256	287	287	28	28	
TOTALS	RPI 1-25	RPI 26-50	W-L RECORDS	RPI 51-100	RPI 101-150	RPI 150+				
10- 16	0- 0	0- 1	OVERALL	0- 3	1- 2	9- 10				
7- 4	0- 0	0- 0	HOME	0- 1	1- 0	6- 3				
3- 12	0- 0	0- 1	AWAY	0- 2	0- 2	3- 7				
0- 0	0- 0	0- 0	NEUTRAL	0- 0	0- 0	0- 0				
3- 8	0- 0	0- 1	NON-CONFERENCE	0- 1	0- 1	3- 5				
3- 1	0- 0	0- 0	HOME	0- 0	0- 0	3- 1				
0- 7	0- 0	0- 1	AWAY	0- 1	0- 1	0- 4				
0- 0	0- 0	0- 0	NEUTRAL	0- 0	0- 0	0- 0				
7- 8	0- 0	0- 0	CONFERENCE	0- 2	1- 1	6- 5				
4- 3	0- 0	0- 0	HOME	0- 1	1- 0	3- 2				
3- 5	0- 0	0- 0	AWAY	0- 1	0- 1	3- 3				
0- 0	0- 0	0- 0	NEUTRAL	0- 0	0- 0	0- 0				

RPI 1-25	RPI 26-50	RPI 51-100	RPI 101+	Team's RPI: 282
RPI S Opponent Score	RPI S Opponent Score	RPI S Opponent Score	RPI S Opponent Score	Score
	42 A West Virginia 30 86	75 A Fla. Gulf Coast 34 68	114 A Missouri 46 67	
		75 H Fla. Gulf Coast 61 72	130 A Stetson 55 63	
		96 A South Fla. 41 76	130 H Stetson 59 56	
			153 A UMKC 63 100	
			156 A Fla. Atlantic 52 63	
			179 A Ole Miss 59 68	
			253 A Belmont 35 57	
			253 H Belmont 37 54	
			255 A Kennesaw St. 66 57	
			270 H Jacksonville 51 36	
			284 H Savannah St. 61 64	
			286 H Coastal Caro. 67 37	
			296 A East Tenn. St. 74 69	
			296 H East Tenn. St. 70 67	
			315 A S.C. Upstate 65 71	
			315 H S.C. Upstate 57 58	
			321 A Mercer 49 39	
			327 A Bethune-Cookman 63 66	
			330 A Lipscomb 64 73	
			330 H Lipscomb 77 67	
			332 H Delaware St. 72 61	
			340 H Jacksonville St. 63 47	
LAST 12 Division I GAMES:				
296 A East Tenn. St. 74 69	321 A Mercer 49 39			
315 A S.C. Upstate 65 71	255 A Kennesaw St. 66 57			
130 H Stetson 59 56	315 H S.C. Upstate 57 58			
75 H Fla. Gulf Coast 61 72	296 H East Tenn. St. 70 67			
330 A Lipscomb 64 73	130 A Stetson 55 63			
253 A Belmont 35 57	75 A Fla. Gulf Coast 34 68			

Non-Div I Games:

North Florida

Loss, Non-Conf, S Site, H Home A Away N Neutral

Average RPI Win:	235	WON-LOST	WINNING	LAST 12	STRENGTH OF	OPP. STRENGTH	TEAM	ADJ.	CONF.	ADJ CONF.
Average RPI Loss:	125	RECORD	PCT. RANK	GAMES	SCHEDULE	OF SCHEDULE	RPI	RPI	RPI	RPI
DIV. I ONLY	13- 12	159	6- 6	188	163	165	165	17	17	
DIV. I NON-CONF.	7- 6	154	0- 0	135	192	140	140	13	13	
TOTALS	RPI 1-25	RPI 26-50	W-L RECORDS	RPI 51-100	RPI 101-150	RPI 150+				
13- 12	0- 0	0- 3	OVERALL	1- 1	1- 4	11- 4				
7- 4	0- 0	0- 2	HOME	0- 0	1- 2	6- 0				
4- 8	0- 0	0- 1	AWAY	0- 1	0- 2	4- 4				
2- 0	0- 0	0- 0	NEUTRAL	1- 0	0- 0	1- 0				
7- 6	0- 0	0- 2	NON-CONFERENCE	1- 1	0- 2	6- 1				
3- 2	0- 0	0- 1	HOME	0- 0	0- 1	3- 0				
2- 4	0- 0	0- 1	AWAY	0- 1	0- 1	2- 1				
2- 0	0- 0	0- 0	NEUTRAL	1- 0	0- 0	1- 0				
6- 6	0- 0	0- 1	CONFERENCE	0- 0	1- 2	5- 3				
4- 2	0- 0	0- 1	HOME	0- 0	1- 1	3- 0				
2- 4	0- 0	0- 0	AWAY	0- 0	0- 1	2- 3				
0- 0	0- 0	0- 0	NEUTRAL	0- 0	0- 0	0- 0				

RPI S	Opponent	Score	RPI S	Opponent	Score	RPI S	Opponent	Score	RPI S	Opponent	Score	Team's RPI: 165
43	H Middle Tenn.	68 70	45	H Tulane	47 55	55	N Oregon St.	60 53	119	H Oral Roberts	60 70	
46	A Missouri St.	67 78				65	A Texas	62 71	129	H Denver	44 50	
									135	A Arizona	62 69	
									141	H UALR	64 57	
									149	A FIU	65 68	
									156	A Fla. Atlantic	63 71	
									173	H Alabama	69 63	
									177	A South Ala.	60 69	
									198	H SMU	50 46	
									216	A Arkansas St.	64 70	
									216	H Arkansas St.	68 54	
									217	A Nicholls St.	64 67	
									225	H Western Ky.	50 42	
									241	A Texas St.	61 43	
									248	A La.-Monroe	56 54	
									290	A Texas-Arlington	66 47	
									303	H New Mexico	63 50	
									310	A La.-Lafayette	66 45	
									320	N A&M-Corpus Christi	72 58	
									338	H Troy	57 36	
LAST 12 Division I GAMES:												
156	A Fla. Atlantic	63 71	248	A La.-Monroe	56 54							
149	A FIU	65 68	225	H Western Ky.	50 42							
43	H Middle Tenn.	68 70	216	A Arkansas St.	64 70							
216	H Arkansas St.	68 54	177	A South Ala.	60 69							
310	A La.-Lafayette	66 45	338	H Troy	57 36							
129	H Denver	44 50	141	H UALR	64 57							

Non-Div I Games:

North Texas

■ Loss,
 ■ Non-Conf,
 ■ S Site,
 ■ H Home
 ■ A Away
 N Neutral

Northeastern

Average RPI Win: **243** WON-LOST WINNING LAST 12 STRENGTH OF OPP. STRENGTH TEAM ADJ. CONF. ADJ CONF.
Average RPI Loss: **96** RECORD PCT. RANK GAMES SCHEDULE OF SCHEDULE RPI RPI RPI RPI

DIV. I ONLY 4- 20 320 2- 10 53 99 244 244 7 7
DIV. I NON-CONF. 2- 9 298 0- 0 26 147 219 219 7 7

TOTALS RPI 1-25 RPI 26-50 W-L RECORDS RPI 51-100 RPI 101-150 RPI 150+
4- 20 0- 3 0- 0 OVERALL 0- 10 0- 3 4- 4
3- 7 0- 1 0- 0 HOME 0- 4 0- 1 3- 1
1- 12 0- 1 0- 0 AWAY 0- 6 0- 2 1- 3
0- 1 0- 1 0- 0 NEUTRAL 0- 0 0- 0 0- 0
2- 9 0- 2 0- 0 NON-CONFERENCE 0- 3 0- 3 2- 1
1- 3 0- 0 0- 0 HOME 0- 2 0- 1 1- 0
1- 5 0- 1 0- 0 AWAY 0- 1 0- 2 1- 1
0- 1 0- 1 0- 0 NEUTRAL 0- 0 0- 0 0- 0
2- 11 0- 1 0- 0 CONFERENCE 0- 7 0- 0 2- 3
2- 4 0- 1 0- 0 HOME 0- 2 0- 0 2- 1
0- 7 0- 0 0- 0 AWAY 0- 5 0- 0 0- 2
0- 0 0- 0 0- 0 NEUTRAL 0- 0 0- 0 0- 0

RPI 1-25				RPI 26-50				RPI 51-100				RPI 101+ Team's RPI: 244			
RPI	S	Opponent	Score	RPI	S	Opponent	Score	RPI	S	Opponent	Score	RPI	S	Opponent	Score
7	H	Delaware	54 70					53	H	Temple	58 72	113	A	Miami (OH)	55 75
9	A	Kentucky	47 81					58	A	Hofstra	66 72	132	A	UNLV	58 61
21	N	Georgia	61 81					70	H	Eastern Mich.	53 83	145	H	La Salle	60 75
								71	A	Towson	54 58	160	A	Holy Cross	68 70
								73	A	Boston U.	65 75	170	H	Old Dominion	70 73
								79	A	VCU	60 67	193	A	George Mason	62 75
								89	A	UNC Wilmington	53 60	193	H	George Mason	58 54
								89	H	UNC Wilmington	64 69	210	H	William & Mary	82 71
								92	A	Drexel	39 66	213	A	Georgia St.	74 81
								92	H	Drexel	41 63	269	H	Vermont	78 62
												299	A	Kent St.	73 65
LAST 12 Division I GAMES:															
		71	A	Towson	54	58				58	A	Hofstra	66	72	
		193	A	George Mason	62	75				92	A	Drexel	39	66	
		92	H	Drexel	41	63				7	H	Delaware	54	70	
		213	A	Georgia St.	74	81				193	H	George Mason	58	54	
		210	H	William & Mary	82	71				170	H	Old Dominion	70	73	
		89	H	UNC Wilmington	64	69				89	A	UNC Wilmington	53	60	

Non-Div I Games:

Northeastern

Loss, Non-Conf, S Site, H Home A Away N Neutral

Average RPI Win:	302	WON-LOST	WINNING	LAST 12	STRENGTH OF	OPP. STRENGTH	TEAM	ADJ.	CONF.	ADJ CONF.
Average RPI Loss:	146	RECORD	PCT. RANK	GAMES	SCHEDULE	OF SCHEDULE	RPI	RPI	RPI	RPI
DIV. I ONLY	7- 17	274	3- 9	192	256	277	277	16	16	
DIV. I NON-CONF.	4- 7	229	0- 0	130	329	260	260	12	12	
TOTALS	RPI 1-25	RPI 26-50	W-L RECORDS	RPI 51-100	RPI 101-150	RPI 150+				
7- 17	0- 0	0- 2	OVERALL	0- 2	0- 7	7- 6				
6- 4	0- 0	0- 1	HOME	0- 1	0- 1	6- 1				
1- 13	0- 0	0- 1	AWAY	0- 1	0- 6	1- 5				
0- 0	0- 0	0- 0	NEUTRAL	0- 0	0- 0	0- 0				
4- 7	0- 0	0- 2	NON-CONFERENCE	0- 0	0- 3	4- 2				
4- 1	0- 0	0- 1	HOME	0- 0	0- 0	4- 0				
0- 6	0- 0	0- 1	AWAY	0- 0	0- 3	0- 2				
0- 0	0- 0	0- 0	NEUTRAL	0- 0	0- 0	0- 0				
3- 10	0- 0	0- 0	CONFERENCE	0- 2	0- 4	3- 4				
2- 3	0- 0	0- 0	HOME	0- 1	0- 1	2- 1				
1- 7	0- 0	0- 0	AWAY	0- 1	0- 3	1- 3				
0- 0	0- 0	0- 0	NEUTRAL	0- 0	0- 0	0- 0				

RPI 1-25				RPI 26-50				RPI 51-100				RPI 101+				Team's RPI: 277	
RPI	S	Opponent	Score	RPI	S	Opponent	Score	RPI	S	Opponent	Score	RPI	S	Opponent	Score		
				32	H	Nebraska	88 97	64	A	Idaho St.	54 62	101	A	South Dakota	56 73		
				48	A	Iowa St.	41 65	64	H	Idaho St.	44 49	115	A	Colorado	60 84		
												125	A	Eastern Wash.	58 84		
												125	H	Eastern Wash.	56 74		
												134	A	Montana St.	65 77		
												137	A	Utah St.	51 70		
												146	A	Northern Colo.	71 77		
												169	A	Montana	48 60		
												184	A	Portland St.	59 73		
												184	H	Portland St.	74 84		
												268	H	Cal St. Fullerton	64 54		
												271	A	San Jose St.	64 74		
												278	A	Sacramento St.	85 91		
												278	H	Sacramento St.	94 56		
												295	H	UC Riverside	67 59		
												299	H	Kent St.	72 56		
												302	A	Utah Valley	56 73		
												302	H	Utah Valley	73 59		
												335	A	Weber St.	85 82		
												335	H	Weber St.	71 58		
LAST 12 Division I GAMES:																	
				335	A	Weber St.	85 82	335	H	Weber St.	71 58						
				64	A	Idaho St.	54 62	134	A	Montana St.	65 77						
				184	A	Portland St.	59 73	169	A	Montana	48 60						
				125	A	Eastern Wash.	58 84	125	H	Eastern Wash.	56 74						
				278	H	Sacramento St.	94 56	184	H	Portland St.	74 84						
				64	H	Idaho St.	44 49	146	A	Northern Colo.	71 77						

Non-Div I Games: Adams St. 76 50

Northern Ariz.

■ Loss,
 ■ Non-Conf, S Site,
 ■ Home
 ■ Away
 N Neutral

Average RPI Win:	243	WON-LOST	WINNING	LAST 12	STRENGTH OF	OPP. STRENGTH	TEAM	ADJ.	CONF.	ADJ CONF.
Average RPI Loss:	121	RECORD	PCT. RANK	GAMES	SCHEDULE	OF SCHEDULE	RPI	RPI	RPI	RPI
DIV. I ONLY	13- 10	129	7- 5	193	192	146	146	16	16	
DIV. I NON-CONF.	6- 5	140	0- 0	229	247	154	154	12	12	
TOTALS	RPI 1-25	RPI 26-50	W-L RECORDS	RPI 51-100	RPI 101-150	RPI 150+				
13- 10	0- 0	0- 0	OVERALL	0- 3	1- 4	12- 3				
7- 3	0- 0	0- 0	HOME	0- 1	0- 2	7- 0				
6- 7	0- 0	0- 0	AWAY	0- 2	1- 2	5- 3				
0- 0	0- 0	0- 0	NEUTRAL	0- 0	0- 0	0- 0				
6- 5	0- 0	0- 0	NON-CONFERENCE	0- 1	0- 2	6- 2				
3- 1	0- 0	0- 0	HOME	0- 0	0- 1	3- 0				
3- 4	0- 0	0- 0	AWAY	0- 1	0- 1	3- 2				
0- 0	0- 0	0- 0	NEUTRAL	0- 0	0- 0	0- 0				
7- 5	0- 0	0- 0	CONFERENCE	0- 2	1- 2	6- 1				
4- 2	0- 0	0- 0	HOME	0- 1	0- 1	4- 0				
3- 3	0- 0	0- 0	AWAY	0- 1	1- 1	2- 1				
0- 0	0- 0	0- 0	NEUTRAL	0- 0	0- 0	0- 0				

RPI S	Opponent	Score	RPI S	Opponent	Score	RPI S	Opponent	Score	RPI S	Opponent	Score	Team's RPI: 146
						57	A UTEP	51 74	101	A South Dakota	48 73	
						64	A Idaho St.	52 57	125	A Eastern Wash.	56 53	
						64	H Idaho St.	50 64	129	H Denver	57 66	
									134	A Montana St.	50 58	
									134	H Montana St.	51 52	
									154	A Bradley	49 59	
									169	A Montana	56 54	
									169	H Montana	59 42	
									182	H Colorado St.	66 60	
									184	A Portland St.	61 62	
									192	A Santa Clara	37 71	
									219	H UC Irvine	71 56	
									233	H UC Santa Barbara	44 39	
									274	A San Francisco	85 81	
									277	H Northern Ariz.	77 71	
									278	A Sacramento St.	64 56	
									278	H Sacramento St.	68 58	
									303	A New Mexico	61 54	
									313	A Air Force	71 51	
									335	H Weber St.	70 57	
LAST 12 Division I GAMES:												
			169	A Montana	56 54		169	H Montana	59 42			
			134	A Montana St.	50 58		125	A Eastern Wash.	56 53			
			335	H Weber St.	70 57		184	A Portland St.	61 62			
			278	A Sacramento St.	64 56		278	H Sacramento St.	68 58			
			64	H Idaho St.	50 64		64	A Idaho St.	52 57			
			134	H Montana St.	51 52		277	H Northern Ariz.	77 71			

Non-Div I Games: Black Hills St. 72 35 Neb.-Kearney 69 52

Northern Colo.

Loss, Non-Conf, S Site, H Home A Away N Neutral

Average RPI Win:	216	WON-LOST	WINNING	LAST 12	STRENGTH OF	OPP. STRENGTH	TEAM	ADJ.	CONF.	ADJ CONF.
Average RPI Loss:	131	RECORD	PCT. RANK	GAMES	SCHEDULE	OF SCHEDULE	RPI	RPI	RPI	RPI
DIV. I ONLY	11- 12	190	5- 7	182	132	176	176	12	12	
DIV. I NON-CONF.	6- 6	161	0- 1	189	110	170	170	14	14	
TOTALS	RPI 1-25	RPI 26-50	W-L RECORDS	RPI 51-100	RPI 101-150	RPI 150+				
11- 12	0- 1	0- 0	OVERALL	1- 4	2- 2	8- 5				
6- 5	0- 0	0- 0	HOME	1- 1	1- 1	4- 3				
5- 7	0- 1	0- 0	AWAY	0- 3	1- 1	4- 2				
0- 0	0- 0	0- 0	NEUTRAL	0- 0	0- 0	0- 0				
6- 6	0- 1	0- 0	NON-CONFERENCE	1- 1	1- 2	4- 2				
4- 2	0- 0	0- 0	HOME	1- 0	1- 1	2- 1				
2- 4	0- 1	0- 0	AWAY	0- 1	0- 1	2- 1				
0- 0	0- 0	0- 0	NEUTRAL	0- 0	0- 0	0- 0				
5- 6	0- 0	0- 0	CONFERENCE	0- 3	1- 0	4- 3				
2- 3	0- 0	0- 0	HOME	0- 1	0- 0	2- 2				
3- 3	0- 0	0- 0	AWAY	0- 2	1- 0	2- 1				
0- 0	0- 0	0- 0	NEUTRAL	0- 0	0- 0	0- 0				

RPI S	Opponent	Score	RPI S	Opponent	Score	RPI S	Opponent	Score	RPI S	Opponent	Score	Team's RPI: 176
18	A DePaul	46 65				53	H Temple	58 52	104	A Eastern Ill.	62 72	
						66	A Bowling Green	47 57	113	A Miami (OH)	70 58	
						70	A Eastern Mich.	52 64	123	H Indiana St.	47 43	
						82	H Toledo	47 49	142	H Ill.-Chicago	47 49	
						84	A Illinois St.	62 81	154	H Bradley	45 50	
									159	H Central Mich.	67 86	
									197	A Akron	72 66	
									200	A Indiana	60 59	
									214	H Buffalo	46 62	
									215	A Loyola Chicago	42 73	
									242	H Western Ill.	91 84	
									254	H Ohio	50 46	
									258	A Ball St.	43 50	
									260	H Southern Ill.	53 50	
									299	H Kent St.	66 55	
									312	A Western Mich.	53 41	
									326	A Chicago St.	73 40	
LAST 12 Division I GAMES:												
113	A Miami (OH)	70 58	312	A Western Mich.	53 41							
254	H Ohio	50 46	82	H Toledo	47 49							
66	A Bowling Green	47 57	258	A Ball St.	43 50							
299	H Kent St.	66 55	70	A Eastern Mich.	52 64							
197	A Akron	72 66	159	H Central Mich.	67 86							
214	H Buffalo	46 62	18	A DePaul	46 65							

Non-Div I Games:

Northern Ill.

■ Loss,
■ Non-Conf,
■ S Site,
■ H Home
■ A Away
N Neutral

Northwestern

Through Games Of Sunday, February 12, 2012

Average RPI Win:	157	WON-LOST	WINNING	LAST 12	STRENGTH OF	OPP. STRENGTH	TEAM	ADJ.	CONF.	ADJ CONF.
Average RPI Loss:	53	RECORD	PCT. RANK	GAMES	SCHEDULE	OF SCHEDULE	RPI	RPI	RPI	RPI
DIV. I ONLY	13- 12	159	3- 9	84	18	107	107	5	5	
DIV. I NON-CONF.	10- 3	49	0- 0	83	19	113	113	3	3	
TOTALS	RPI 1-25	RPI 26-50	W-L RECORDS	RPI 51-100	RPI 101-150	RPI 150+				
13- 12	0- 4	1- 4	OVERALL	3- 2	2- 2	7- 0				
6- 6	0- 2	0- 2	HOME	3- 1	0- 1	3- 0				
6- 5	0- 1	1- 2	AWAY	0- 1	2- 1	3- 0				
1- 1	0- 1	0- 0	NEUTRAL	0- 0	0- 0	1- 0				
10- 3	0- 2	1- 0	NON-CONFERENCE	2- 1	2- 0	5- 0				
4- 2	0- 1	0- 0	HOME	2- 1	0- 0	2- 0				
5- 0	0- 0	1- 0	AWAY	0- 0	2- 0	2- 0				
1- 1	0- 1	0- 0	NEUTRAL	0- 0	0- 0	1- 0				
3- 9	0- 2	0- 4	CONFERENCE	1- 1	0- 2	2- 0				
2- 4	0- 1	0- 2	HOME	1- 0	0- 1	1- 0				
1- 5	0- 1	0- 2	AWAY	0- 1	0- 1	1- 0				
0- 0	0- 0	0- 0	NEUTRAL	0- 0	0- 0	0- 0				

RPI 1-25				RPI 26-50				RPI 51-100				RPI 101+ Team's RPI: 107			
RPI	S	Opponent	Score	RPI	S	Opponent	Score	RPI	S	Opponent	Score	RPI	S	Opponent	Score
10	N	Kansas St.	45 64	30	H	Penn St.	63 77	74	A	Michigan St.	58 72	114	A	Missouri	74 70
14	A	Ohio St.	72 82	31	A	Michigan	68 79	80	H	Illinois	59 58	132	A	UNLV	79 49
18	H	DePaul	72 88	31	H	Michigan	48 58	82	H	Toledo	56 75	133	A	Wisconsin	55 75
22	H	Purdue	70 80	36	A	LSU	44 43	84	H	Illinois St.	69 62	136	H	Minnesota	60 68
				50	A	Iowa	55 86	86	H	North Carolina St.	76 59	159	A	Central Mich.	69 60
LAST 12 Division I GAMES:															
				30	H	Penn St.	63 77	31	H	Michigan	48 58	200	A	Indiana	69 61
				74	A	Michigan St.	58 72	80	H	Illinois	59 58	200	H	Indiana	68 61
				31	A	Michigan	68 79	14	A	Ohio St.	72 82	215	A	Loyola Chicago	72 67
				200	H	Indiana	68 61	200	A	Indiana	69 61	225	H	Western Ky.	71 57
				22	H	Purdue	70 80	136	H	Minnesota	60 68	247	N	North Dakota St.	68 55
				133	A	Wisconsin	55 75	50	A	Iowa	55 86	267	H	Morgan St.	87 74

Non-Div I Games:

Northwestern

■ Loss,
 ■ Non-Conf,
 ■ S Site,
 ■ H Home
 ■ A Away
 N Neutral

Average RPI Win:	298	WON-LOST	WINNING	LAST 12	STRENGTH OF	OPP. STRENGTH	TEAM	ADJ.	CONF.	ADJ CONF.
Average RPI Loss:	199	RECORD	PCT. RANK	GAMES	SCHEDULE	OF SCHEDULE	RPI	RPI	RPI	RPI
DIV. I ONLY	2- 18	331	1- 10	237	339	331	331	24	24	
DIV. I NON-CONF.	1- 8	321	0- 0	225	337	330	330	27	27	
TOTALS	RPI 1-25	RPI 26-50	W-L RECORDS	RPI 51-100	RPI 101-150	RPI 150+				
2- 18	0- 0	0- 0	OVERALL	0- 3	0- 1	2- 14				
1- 6	0- 0	0- 0	HOME	0- 1	0- 0	1- 5				
1- 10	0- 0	0- 0	AWAY	0- 2	0- 1	1- 7				
0- 2	0- 0	0- 0	NEUTRAL	0- 0	0- 0	0- 2				
1- 8	0- 0	0- 0	NON-CONFERENCE	0- 1	0- 0	1- 7				
0- 2	0- 0	0- 0	HOME	0- 0	0- 0	0- 2				
1- 4	0- 0	0- 0	AWAY	0- 1	0- 0	1- 3				
0- 2	0- 0	0- 0	NEUTRAL	0- 0	0- 0	0- 2				
1- 10	0- 0	0- 0	CONFERENCE	0- 2	0- 1	1- 7				
1- 4	0- 0	0- 0	HOME	0- 1	0- 0	1- 3				
0- 6	0- 0	0- 0	AWAY	0- 1	0- 1	0- 4				
0- 0	0- 0	0- 0	NEUTRAL	0- 0	0- 0	0- 0				

RPI 1-25				RPI 26-50				RPI 51-100				RPI 101+				Team's RPI: 331	
RPI	S	Opponent	Score	RPI	S	Opponent	Score	RPI	S	Opponent	Score	RPI	S	Opponent	Score		
								76	A	Central Ark.	43	84	109	A	McNeese St.	54	64
								76	H	Central Ark.	61	67	151	N	Florida A&M	53	77
								88	A	Wichita St.	49	77	161	A	Lamar	56	58
													161	H	Lamar	61	82
													173	A	Alabama	52	78
													177	A	South Ala.	51	64
													198	A	SMU	41	67
													217	H	Nicholls St.	69	83
													241	A	Texas St.	68	70
													248	H	La.-Monroe	68	84
													250	N	Alcorn St.	60	70
													291	A	Prairie View	79	69
													304	H	UTSA	61	57
													311	A	Southeastern La.	66	73
													311	H	Southeastern La.	70	79
													318	H	Jackson St.	73	79
													320	A	A&M-Corpus Christi	86	88
LAST 12 Division I GAMES:																	
				311	H	Southeastern La.	70	79		109	A	McNeese St.	54	64			
				161	H	Lamar	61	82		304	H	UTSA	61	57			
				320	A	A&M-Corpus Christi	86	88		76	A	Central Ark.	43	84			
				76	H	Central Ark.	61	67		217	H	Nicholls St.	69	83			
				311	A	Southeastern La.	66	73		241	A	Texas St.	68	70			
				161	A	Lamar	56	58		318	H	Jackson St.	73	79			

Non-Div I Games: Centenary (LA) 109 72 Loyola (LA) 80 84 LSU-Shreveport 63 40 Wiley 95 69 Northwestern St.

Loss, Non-Conf, S Site, H Home A Away N Neutral

Notre Dame

Through Games Of Sunday, February 12, 2012

Average RPI Win:	97	WON-LOST	WINNING	LAST 12	STRENGTH OF	OPP. STRENGTH	TEAM	ADJ.	CONF.	ADJ CONF.
Average RPI Loss:	22	RECORD	PCT. RANK	GAMES	SCHEDULE	OF SCHEDULE	RPI	RPI	RPI	RPI
DIV. I ONLY	24- 2	5	11- 1	16	4	5	5	2	2	
DIV. I NON-CONF.	13- 1	7	1- 0	27	3	6	6	1	1	
TOTALS	RPI 1-25	RPI 26-50	W-L RECORDS	RPI 51-100	RPI 101-150	RPI 150+				
24- 2	8- 1	3- 1	OVERALL	3- 0	3- 0	7- 0				
13- 1	5- 0	0- 1	HOME	1- 0	2- 0	5- 0				
9- 1	2- 1	2- 0	AWAY	2- 0	1- 0	2- 0				
2- 0	1- 0	1- 0	NEUTRAL	0- 0	0- 0	0- 0				
13- 1	4- 1	1- 0	NON-CONFERENCE	2- 0	1- 0	5- 0				
8- 0	2- 0	0- 0	HOME	1- 0	1- 0	4- 0				
3- 1	1- 1	0- 0	AWAY	1- 0	0- 0	1- 0				
2- 0	1- 0	1- 0	NEUTRAL	0- 0	0- 0	0- 0				
11- 1	4- 0	2- 1	CONFERENCE	1- 0	2- 0	2- 0				
5- 1	3- 0	0- 1	HOME	0- 0	1- 0	1- 0				
6- 0	1- 0	2- 0	AWAY	1- 0	1- 0	1- 0				
0- 0	0- 0	0- 0	NEUTRAL	0- 0	0- 0	0- 0				

RPI	S	Opponent	Score	RPI	S	Opponent	Score	RPI	S	Opponent	Score	RPI	S	Opponent	Score
1	A	Baylor	81 94	26	A	Georgetown	80 60	83	H	Hartford	98 43	103	A	Syracuse	74 55
2	H	Connecticut	74 67	29	A	St. John's (NY)	71 56	87	A	Cincinnati	76 50	108	H	Marquette	95 42
4	H	Tennessee	72 44	38	N	Southern California	80 58	100	A	Creighton	76 48	123	H	Indiana St.	99 34
8	N	Duke	56 54	42	H	West Virginia	63 65					162	A	Seton Hall	74 36
9	H	Kentucky	92 83									163	H	UCF	90 38
13	A	Rutgers	71 41									171	H	Pittsburgh	120 44
18	H	DePaul	90 70									197	H	Akron	81 61
20	H	Villanova	76 43									231	H	Penn	69 38
22	A	Purdue	66 38									288	H	Longwood	92 26
												321	A	Mercer	128 42
LAST 12 Division I GAMES:															
42	H	West Virginia	63 65	20	H	Villanova	76 43								
103	A	Syracuse	74 55	171	H	Pittsburgh	120 44								
18	H	DePaul	90 70	87	A	Cincinnati	76 50								
13	A	Rutgers	71 41	26	A	Georgetown	80 60								
29	A	St. John's (NY)	71 56	2	H	Connecticut	74 67								
4	H	Tennessee	72 44	162	A	Seton Hall	74 36								

Non-Div I Games:

Notre Dame

Loss, Non-Conf, S Site, H Home A Away N Neutral

Average RPI Win: 218	WON-LOST	WINNING	LAST 12	STRENGTH OF	OPP. STRENGTH	TEAM	ADJ.	CONF.	ADJ CONF.
Average RPI Loss: 154	RECORD	PCT. RANK	GAMES	SCHEDULE	OF SCHEDULE	RPI	RPI	RPI	RPI
DIV. I ONLY	9- 13	227	5- 7	228	146	226	226	18	18
DIV. I NON-CONF.	3- 5	226	0- 0	97	70	163	163	11	11

TOTALS	RPI 1-25	RPI 26-50	W-L RECORDS	RPI 51-100	RPI 101-150	RPI 150+			
9- 13	0- 1	0- 0	OVERALL	0- 3	2- 3	7- 6			
6- 4	0- 0	0- 0	HOME	0- 1	1- 2	5- 1			
3- 9	0- 1	0- 0	AWAY	0- 2	1- 1	2- 5			
0- 0	0- 0	0- 0	NEUTRAL	0- 0	0- 0	0- 0			
3- 5	0- 1	0- 0	NON-CONFERENCE	0- 1	2- 1	1- 2			
2- 1	0- 0	0- 0	HOME	0- 0	1- 1	1- 0			
1- 4	0- 1	0- 0	AWAY	0- 1	1- 0	0- 2			
0- 0	0- 0	0- 0	NEUTRAL	0- 0	0- 0	0- 0			
6- 8	0- 0	0- 0	CONFERENCE	0- 2	0- 2	6- 4			
4- 3	0- 0	0- 0	HOME	0- 1	0- 1	4- 1			
2- 5	0- 0	0- 0	AWAY	0- 1	0- 1	2- 3			
0- 0	0- 0	0- 0	NEUTRAL	0- 0	0- 0	0- 0			

RPI 1-25				RPI 26-50				RPI 51-100				RPI 101+ Team's RPI: 226			
RPI	S	Opponent	Score	RPI	S	Opponent	Score	RPI	S	Opponent	Score	RPI	S	Opponent	Score
22	A	Purdue	47 66					60	A	South Dakota St.	52 62	101	H	South Dakota	51 58
								60	H	South Dakota St.	51 61	112	H	Providence	50 51
								74	A	Michigan St.	42 67	119	A	Oral Roberts	53 62
												139	A	American	68 62
												142	H	Ill.-Chicago	48 45
												153	H	UMKC	71 65
												193	A	George Mason	48 59
												201	H	Clemson	63 51
												214	A	Buffalo	65 69
												242	A	Western Ill.	53 86
												242	H	Western Ill.	75 71
												247	A	North Dakota St.	65 78
												247	H	North Dakota St.	68 52
												266	A	IUPUI	61 64
												266	H	IUPUI	54 50
												281	A	Southern Utah	64 60
												287	A	IPFW	67 47
												287	H	IPFW	45 52
LAST 12 Division I GAMES:															
287	H	IPFW	45 52	119	A	Oral Roberts	53 62								
266	A	IUPUI	61 64	287	A	IPFW	67 47								
242	A	Western Ill.	53 86	242	H	Western Ill.	75 71								
60	H	South Dakota St.	51 61	266	H	IUPUI	54 50								
247	H	North Dakota St.	68 52	247	A	North Dakota St.	65 78								
281	A	Southern Utah	64 60	60	A	South Dakota St.	52 62								

Non-Div I Games: Rochester College 74 30

Oakland

Average RPI Win:	241	WON-LOST	WINNING	LAST 12	STRENGTH OF	OPP. STRENGTH	TEAM	ADJ.	CONF.	ADJ CONF.
Average RPI Loss:	146	RECORD	PCT. RANK	GAMES	SCHEDULE	OF SCHEDULE	RPI	RPI	RPI	RPI
DIV. I ONLY	11- 14	207	5- 7	259	155	254	254	12	12	
DIV. I NON-CONF.	7- 7	161	1- 0	286	191	274	274	14	14	
TOTALS	RPI 1-25	RPI 26-50	W-L RECORDS	RPI 51-100	RPI 101-150	RPI 150+				
11- 14	0- 1	0- 0	OVERALL	0- 5	0- 2	11- 6				
9- 5	0- 0	0- 0	HOME	0- 3	0- 1	9- 1				
1- 7	0- 0	0- 0	AWAY	0- 2	0- 0	1- 5				
1- 2	0- 1	0- 0	NEUTRAL	0- 0	0- 1	1- 0				
7- 7	0- 1	0- 0	NON-CONFERENCE	0- 2	0- 1	7- 3				
6- 2	0- 0	0- 0	HOME	0- 1	0- 0	6- 1				
0- 3	0- 0	0- 0	AWAY	0- 1	0- 0	0- 2				
1- 2	0- 1	0- 0	NEUTRAL	0- 0	0- 1	1- 0				
4- 7	0- 0	0- 0	CONFERENCE	0- 3	0- 1	4- 3				
3- 3	0- 0	0- 0	HOME	0- 2	0- 1	3- 0				
1- 4	0- 0	0- 0	AWAY	0- 1	0- 0	1- 3				
0- 0	0- 0	0- 0	NEUTRAL	0- 0	0- 0	0- 0				

RPI S	Opponent	Score	RPI S	Opponent	Score	RPI S	Opponent	Score	RPI S	Opponent	Score	Team's RPI: 254
15 N	Oklahoma	57 89				66 A	Bowling Green	49 61	103 N	Syracuse	70 81	
						70 H	Eastern Mich.	53 63	113 H	Miami (OH)	47 67	
						72 A	Duquesne	60 83	159 A	Central Mich.	53 67	
						82 H	Toledo	33 52	176 A	Northern Ill.	46 50	
						89 H	UNC Wilmington	51 56	181 H	Marshall	68 56	
									193 H	George Mason	75 59	
									197 H	Akron	72 71	
									204 N	Xavier	80 75	
									214 H	Buffalo	73 64	
									234 H	Youngstown St.	47 55	
									239 H	Niagara	50 40	
									253 H	Belmont	65 51	
									258 H	Ball St.	76 57	
									274 H	San Francisco	63 53	
									275 A	Cleveland St.	56 66	
									289 A	Morehead St.	57 62	
									299 A	Kent St.	65 68	
									312 A	Western Mich.	72 59	
									326 H	Chicago St.	65 37	
LAST 12 Division I GAMES:												
258 H	Ball St.	76 57	197 H	Akron	72 71							
176 A	Northern Ill.	46 50	113 H	Miami (OH)	47 67							
70 H	Eastern Mich.	53 63	66 A	Bowling Green	49 61							
312 A	Western Mich.	72 59	299 A	Kent St.	65 68							
159 A	Central Mich.	53 67	214 H	Buffalo	73 64							
82 H	Toledo	33 52	193 H	George Mason	75 59							

Non-Div I Games:

Ohio

■ Loss,
 ■ Non-Conf, S Site,
 ■ Home
 ■ Away
 N Neutral

Average RPI Win: 119		WON-LOST	WINNING	LAST 12	STRENGTH OF		OPP. STRENGTH	TEAM	ADJ.	CONF.	ADJ CONF.
Average RPI Loss: 82		RECORD	PCT. RANK	GAMES	SCHEDULE		OF SCHEDULE	RPI	RPI	RPI	RPI
DIV. I ONLY		22- 3	10	9- 3	108		21	14	14	5	5
DIV. I NON-CONF.		13- 0	1	0- 0	96		37	16	16	3	3
TOTALS		RPI 1-25	RPI 26-50		W-L RECORDS		RPI 51-100	RPI 101-150		RPI 150+	
22- 3		2- 0	4- 1		OVERALL		6- 1	4- 1		6- 0	
17- 0		1- 0	3- 0		HOME		5- 0	3- 0		5- 0	
5- 3		1- 0	1- 1		AWAY		1- 1	1- 1		1- 0	
0- 0		0- 0	0- 0		NEUTRAL		0- 0	0- 0		0- 0	
13- 0		1- 0	2- 0		NON-CONFERENCE		4- 0	1- 0		5- 0	
11- 0		0- 0	1- 0		HOME		4- 0	1- 0		5- 0	
2- 0		1- 0	1- 0		AWAY		0- 0	0- 0		0- 0	
0- 0		0- 0	0- 0		NEUTRAL		0- 0	0- 0		0- 0	
9- 3		1- 0	2- 1		CONFERENCE		2- 1	3- 1		1- 0	
6- 0		1- 0	2- 0		HOME		1- 0	2- 0		0- 0	
3- 3		0- 0	0- 1		AWAY		1- 1	1- 1		1- 0	
0- 0		0- 0	0- 0		NEUTRAL		0- 0	0- 0		0- 0	

RPI	S	Opponent	Score	RPI	S	Opponent	Score	RPI	S	Opponent	Score	RPI	S	Opponent	Score
15	A	Oklahoma	69 63	31	A	Michigan	62 73	53	H	Temple	70 66	107	H	Northwestern	82 72
22	H	Purdue	80 71	32	H	Nebraska	82 68	67	H	Howard	73 50	110	H	Charlotte	88 58
				36	H	LSU	77 68	68	H	Florida St.	78 75	133	A	Wisconsin	77 61
				41	A	California	77 75	74	A	Michigan St.	64 56	133	H	Wisconsin	72 58
				50	H	Iowa	84 71	80	A	Illinois	65 66	136	A	Minnesota	65 76
								80	H	Illinois	96 84	196	H	Canisius	84 41
								90	H	Washington St.	79 57	200	A	Indiana	73 55
												228	H	Southern U.	83 49
												281	H	Southern Utah	88 50
												285	H	Tennessee St.	78 51
												309	H	Stony Brook	84 37
LAST 12 Division I GAMES:															
22	H	Purdue	80 71	32	H	Nebraska	82 68								
80	A	Illinois	65 66	74	A	Michigan St.	64 56								
133	H	Wisconsin	72 58	107	H	Northwestern	82 72								
136	A	Minnesota	65 76	31	A	Michigan	62 73								
200	A	Indiana	73 55	50	H	Iowa	84 71								
80	H	Illinois	96 84	133	A	Wisconsin	77 61								

Non-Div I Games:

Ohio St.

Average RPI Win:	135	WON-LOST	WINNING	LAST 12	STRENGTH OF	OPP. STRENGTH	TEAM	ADJ.	CONF.	ADJ CONF.
Average RPI Loss:	24	RECORD	PCT. RANK	GAMES	SCHEDULE	OF SCHEDULE	RPI	RPI	RPI	RPI
DIV. I ONLY	16- 7	70	8- 4	15	13	15	15	1	1	
DIV. I NON-CONF.	8- 3	73	0- 0	84	149	59	59	2	2	
TOTALS	RPI 1-25	RPI 26-50	W-L RECORDS	RPI 51-100	RPI 101-150	RPI 150+				
16- 7	1- 5	2- 0	OVERALL	3- 2	4- 0	6- 0				
8- 2	0- 2	1- 0	HOME	3- 0	1- 0	3- 0				
4- 5	1- 3	1- 0	AWAY	0- 2	1- 0	1- 0				
4- 0	0- 0	0- 0	NEUTRAL	0- 0	2- 0	2- 0				
8- 3	0- 2	0- 0	NON-CONFERENCE	0- 1	2- 0	6- 0				
3- 1	0- 1	0- 0	HOME	0- 0	0- 0	3- 0				
1- 2	0- 1	0- 0	AWAY	0- 1	0- 0	1- 0				
4- 0	0- 0	0- 0	NEUTRAL	0- 0	2- 0	2- 0				
8- 4	1- 3	2- 0	CONFERENCE	3- 1	2- 0	0- 0				
5- 1	0- 1	1- 0	HOME	3- 0	1- 0	0- 0				
3- 3	1- 2	1- 0	AWAY	0- 1	1- 0	0- 0				
0- 0	0- 0	0- 0	NEUTRAL	0- 0	0- 0	0- 0				

RPI	S	Opponent	Score	RPI	S	Opponent	Score	RPI	S	Opponent	Score	RPI	S	Opponent	Score
1	A	Baylor	54 81	35	A	Kansas	74 68	54	H	Texas Tech	71 68	102	N	Liberty	76 45
1	H	Baylor	58 89	48	H	Iowa St.	80 51	56	A	Oklahoma St.	63 66	103	N	Syracuse	82 63
6	A	Texas A&M	58 75					56	H	Oklahoma St.	80 71	114	A	Missouri	62 59
10	A	Kansas St.	65 57					63	A	Fresno St.	66 69	114	H	Missouri	64 60
14	H	Ohio St.	63 69					65	H	Texas	73 67	185	H	TCU	82 54
25	A	Vanderbilt	66 78									204	N	Xavier	73 51
												236	H	Milwaukee	72 50
												254	N	Ohio	89 57
												278	H	Sacramento St.	117 55
												303	A	New Mexico	58 56
LAST 12 Division I GAMES:															
114	H	Missouri	64 60	65	H	Texas	73 67								
1	A	Baylor	54 81	10	A	Kansas St.	65 57								
56	H	Oklahoma St.	80 71	56	A	Oklahoma St.	63 66								
35	A	Kansas	74 68	54	H	Texas Tech	71 68								
114	A	Missouri	62 59	6	A	Texas A&M	58 75								
1	H	Baylor	58 89	48	H	Iowa St.	80 51								

Non-Div I Games:

Oklahoma

■ Loss,
 ■ Non-Conf, S Site,
 ■ Home
 ■ Away
 N Neutral

Average RPI Win:	138	WON-LOST	WINNING	LAST 12	STRENGTH OF	OPP. STRENGTH	TEAM	ADJ.	CONF.	ADJ CONF.
Average RPI Loss:	44	RECORD	PCT. RANK	GAMES	SCHEDULE	OF SCHEDULE	RPI	RPI	RPI	RPI
DIV. I ONLY	13- 8	101	5- 7	31	14	56	56	1	1	
DIV. I NON-CONF.	8- 1	18	0- 0	251	183	164	164	2	2	
TOTALS	RPI 1-25	RPI 26-50	W-L RECORDS	RPI 51-100	RPI 101-150	RPI 150+				
13- 8	2- 3	1- 2	OVERALL	2- 2	3- 1	5- 0				
10- 2	2- 1	1- 1	HOME	2- 0	1- 0	4- 0				
2- 5	0- 2	0- 1	AWAY	0- 2	1- 0	1- 0				
1- 1	0- 0	0- 0	NEUTRAL	0- 0	1- 1	0- 0				
8- 1	0- 0	1- 0	NON-CONFERENCE	0- 0	2- 1	5- 0				
6- 0	0- 0	1- 0	HOME	0- 0	1- 0	4- 0				
1- 0	0- 0	0- 0	AWAY	0- 0	0- 0	1- 0				
1- 1	0- 0	0- 0	NEUTRAL	0- 0	1- 1	0- 0				
5- 7	2- 3	0- 2	CONFERENCE	2- 2	1- 0	0- 0				
4- 2	2- 1	0- 1	HOME	2- 0	0- 0	0- 0				
1- 5	0- 2	0- 1	AWAY	0- 2	1- 0	0- 0				
0- 0	0- 0	0- 0	NEUTRAL	0- 0	0- 0	0- 0				

RPI 1-25				RPI 26-50				RPI 51-100				Team's RPI: 56				RPI 101+			
RPI	S	Opponent	Score	RPI	S	Opponent	Score	RPI	S	Opponent	Score	RPI	S	Opponent	Score	RPI	S	Opponent	Score
1	A	Baylor	44 71	35	H	Kansas	60 65	54	A	Texas Tech	53 58	114	A	Missouri	62 58				
6	H	Texas A&M	57 53	46	H	Missouri St.	80 57	54	H	Texas Tech	53 49	117	N	Mississippi St.	78 71				
10	H	Kansas St.	56 67	48	A	Iowa St.	52 73	65	A	Texas	53 69	126	N	LIU Brooklyn	63 64				
15	A	Oklahoma	71 80					65	H	Texas	70 51	138	H	Coppin St.	59 35				
15	H	Oklahoma	66 63									200	A	Indiana	83 72				
												211	H	Rice	96 60				
												246	H	Tex.-Pan American	74 35				
												250	H	Alcorn St.	69 36				
												328	H	Ark.-Pine Bluff	98 35				
LAST 12 Division I GAMES:																			
				65	A	Texas	53 69	114	A	Missouri	62 58								
				54	H	Texas Tech	53 49	35	H	Kansas	60 65								
				15	A	Oklahoma	71 80	15	H	Oklahoma	66 63								
				48	A	Iowa St.	52 73	1	A	Baylor	44 71								
				10	H	Kansas St.	56 67	65	H	Texas	70 51								
				6	H	Texas A&M	57 53	54	A	Texas Tech	53 58								

Non-Div I Games:

Oklahoma St.

Loss, Non-Conf, S Site, H Home A Away N Neutral

Average RPI Win:	193	WON-LOST	WINNING	LAST 12	STRENGTH OF	OPP. STRENGTH	TEAM	ADJ.	CONF.	ADJ CONF.
Average RPI Loss:	105	RECORD	PCT. RANK	GAMES	SCHEDULE	OF SCHEDULE	RPI	RPI	RPI	RPI
DIV. I ONLY	9- 16	248	6- 6	98	73	170	170	7	7	
DIV. I NON-CONF.	3- 9	275	0- 0	119	28	184	184	7	7	
TOTALS	RPI 1-25	RPI 26-50	W-L RECORDS	RPI 51-100	RPI 101-150	RPI 150+				
9- 16	0- 4	0- 2	OVERALL	2- 3	0- 0	7- 7				
4- 6	0- 0	0- 2	HOME	0- 2	0- 0	4- 2				
4- 8	0- 4	0- 0	AWAY	2- 1	0- 0	2- 3				
1- 2	0- 0	0- 0	NEUTRAL	0- 0	0- 0	1- 2				
3- 9	0- 3	0- 1	NON-CONFERENCE	0- 0	0- 0	3- 5				
2- 3	0- 0	0- 1	HOME	0- 0	0- 0	2- 2				
0- 4	0- 3	0- 0	AWAY	0- 0	0- 0	0- 1				
1- 2	0- 0	0- 0	NEUTRAL	0- 0	0- 0	1- 2				
6- 7	0- 1	0- 1	CONFERENCE	2- 3	0- 0	4- 2				
2- 3	0- 0	0- 1	HOME	0- 2	0- 0	2- 0				
4- 4	0- 1	0- 0	AWAY	2- 1	0- 0	2- 2				
0- 0	0- 0	0- 0	NEUTRAL	0- 0	0- 0	0- 0				

RPI 1-25				RPI 26-50				RPI 51-100				RPI 101+ Team's RPI: 170			
RPI	S	Opponent	Score	RPI	S	Opponent	Score	RPI	S	Opponent	Score	RPI	S	Opponent	Score
3	A	Stanford	48 97	27	H	James Madison	55 57	58	A	Hofstra	81 79	162	N	Seton Hall	49 60
4	A	Tennessee	37 90	39	H	Richmond	63 78	58	H	Hofstra	68 81	173	N	Alabama	77 76
7	A	Delaware	63 76					79	A	VCU	72 76	178	N	Louisiana Tech	71 84
17	A	Georgia Tech	56 87					89	A	UNC Wilmington	59 57	183	H	Virginia Tech	65 77
								89	H	UNC Wilmington	54 76	193	A	George Mason	69 85
												193	H	George Mason	71 68
												209	A	George Washington	52 58
												210	A	William & Mary	80 83
												213	A	Georgia St.	71 60
												213	H	Georgia St.	68 59
												227	H	Md.-East. Shore	59 63
												244	A	Northeastern	73 70
												273	H	N.C. A&T	71 58
												283	H	Wofford	70 58
LAST 12 Division I GAMES:															
89	A	UNC Wilmington	59 57	89	H	UNC Wilmington	54 76	213	A	Georgia St.	71 60				
7	A	Delaware	63 76	58	H	Hofstra	68 81	79	A	VCU	72 76				
27	H	James Madison	55 57	244	A	Northeastern	73 70	213	H	Georgia St.	68 59				
193	H	George Mason	71 68												
210	A	William & Mary	80 83												

Non-Div I Games:

Old Dominion

■ Loss,
 ■ Non-Conf,
 ■ S Site,
 ■ H Home
 ■ A Away
 N Neutral

Average RPI Win:	246	WON-LOST	WINNING	LAST 12	STRENGTH OF	OPP. STRENGTH	TEAM	ADJ.	CONF.	ADJ CONF.
Average RPI Loss:	75	RECORD	PCT. RANK	GAMES	SCHEDULE	OF SCHEDULE	RPI	RPI	RPI	RPI
DIV. I ONLY	12- 14	197	2- 10	135	97	179	179	3	3	
DIV. I NON-CONF.	10- 3	49	0- 0	322	323	293	293	5	5	
TOTALS	RPI 1-25	RPI 26-50	W-L RECORDS	RPI 51-100	RPI 101-150	RPI 150+				
12- 14	0- 4	1- 4	OVERALL	0- 0	0- 3	11- 3				
8- 7	0- 1	1- 2	HOME	0- 0	0- 2	7- 2				
4- 7	0- 3	0- 2	AWAY	0- 0	0- 1	4- 1				
0- 0	0- 0	0- 0	NEUTRAL	0- 0	0- 0	0- 0				
10- 3	0- 1	0- 0	NON-CONFERENCE	0- 0	0- 0	10- 2				
7- 1	0- 0	0- 0	HOME	0- 0	0- 0	7- 1				
3- 2	0- 1	0- 0	AWAY	0- 0	0- 0	3- 1				
0- 0	0- 0	0- 0	NEUTRAL	0- 0	0- 0	0- 0				
2- 11	0- 3	1- 4	CONFERENCE	0- 0	0- 3	1- 1				
1- 6	0- 1	1- 2	HOME	0- 0	0- 2	0- 1				
1- 5	0- 2	0- 2	AWAY	0- 0	0- 1	1- 0				
0- 0	0- 0	0- 0	NEUTRAL	0- 0	0- 0	0- 0				

RPI S	Opponent	Score	RPI S	Opponent	Score	RPI S	Opponent	Score	RPI S	Opponent	Score	Team's RPI: 179
9	A Kentucky	41 82	28	H Arkansas	60 54				111	H Auburn	54 67	
11	A Miami (FL)	48 76	33	A South Carolina	43 61				117	A Mississippi St.	50 53	
21	H Georgia	47 61	36	H LSU	44 83				117	H Mississippi St.	46 51	
25	A Vanderbilt	52 68	37	A Florida	55 84				159	H Central Mich.	75 78	
			37	H Florida	55 59				161	A Lamar	58 67	
									173	A Alabama	69 55	
									173	H Alabama	47 52	
									177	H South Ala.	54 45	
									203	H Grambling	78 53	
									229	A Massachusetts	72 67	
									275	H Cleveland St.	74 63	
									282	H North Florida	68 59	
									294	H Murray St.	64 59	
									311	H Southeastern La.	72 52	
									323	A Southeast Mo. St.	51 43	
									328	H Ark.-Pine Bluff	83 52	
									330	A Lipscomb	72 57	
LAST 12 Division I GAMES:												
117	A Mississippi St.	50 53	21	H Georgia	47 61							
173	H Alabama	47 52	117	H Mississippi St.	46 51							
37	A Florida	55 84	173	A Alabama	69 55							
9	A Kentucky	41 82	28	H Arkansas	60 54							
111	H Auburn	54 67	25	A Vanderbilt	52 68							
33	A South Carolina	43 61	37	H Florida	55 59							

Non-Div I Games:

Ole Miss

■ Loss,
 ■ Non-Conf,
 ■ S Site,
 ■ H Home
 ■ A Away
 N Neutral

Oral Roberts

Through Games Of Sunday, February 12, 2012

Average RPI Win:	201	WON-LOST	WINNING	LAST 12	STRENGTH OF	OPP. STRENGTH	TEAM	ADJ.	CONF.	ADJ CONF.
Average RPI Loss:	120	RECORD	PCT. RANK	GAMES	SCHEDULE	OF SCHEDULE	RPI	RPI	RPI	RPI
DIV. I ONLY	15- 9	97	8- 4	165	136	119	119	18	18	
DIV. I NON-CONF.	5- 5	161	0- 0	129	65	90	90	11	11	
TOTALS	RPI 1-25	RPI 26-50	W-L RECORDS	RPI 51-100	RPI 101-150	RPI 150+				
15- 9	0- 0	0- 3	OVERALL	1- 1	3- 1	11- 4				
9- 3	0- 0	0- 1	HOME	1- 0	1- 1	7- 1				
6- 6	0- 0	0- 2	AWAY	0- 1	2- 0	4- 3				
0- 0	0- 0	0- 0	NEUTRAL	0- 0	0- 0	0- 0				
5- 5	0- 0	0- 3	NON-CONFERENCE	0- 0	2- 0	3- 2				
2- 2	0- 0	0- 1	HOME	0- 0	1- 0	1- 1				
3- 3	0- 0	0- 2	AWAY	0- 0	1- 0	2- 1				
0- 0	0- 0	0- 0	NEUTRAL	0- 0	0- 0	0- 0				
10- 4	0- 0	0- 0	CONFERENCE	1- 1	1- 1	8- 2				
7- 1	0- 0	0- 0	HOME	1- 0	0- 1	6- 0				
3- 3	0- 0	0- 0	AWAY	0- 1	1- 0	2- 2				
0- 0	0- 0	0- 0	NEUTRAL	0- 0	0- 0	0- 0				

RPI S	Opponent	Score	RPI S	Opponent	Score	RPI S	Opponent	Score	RPI S	Opponent	Score	Team's RPI: 119
28	A Arkansas	37 65	60	A South Dakota St.	51 70	101	A South Dakota	66 53	101	H South Dakota	57 60	
35	A Kansas	68 85	60	H South Dakota St.	71 65	133	A Wisconsin	80 63	141	H UALR	78 63	
46	H Missouri St.	79 85				153	A UMKC	79 92	153	H UMKC	83 70	
						165	A North Texas	70 60	178	H Louisiana Tech	92 71	
						190	A Tulsa	57 65	203	H Grambling	80 89	
						226	H Oakland	62 53	242	A Western Ill.	78 66	
						242	H Western Ill.	84 69	247	A North Dakota St.	84 75	
						247	H North Dakota St.	92 66	266	A IUPUI	48 72	
						281	H Southern Utah	109 59	287	H IPFW	102 62	
						317	A Houston	76 60				
LAST 12 Division I GAMES:												
242	H Western Ill.	84 69	226	H Oakland	62 53	242	A Western Ill.	78 66	266	A IUPUI	48 72	
60	A South Dakota St.	51 70	247	H North Dakota St.	92 66	60	H South Dakota St.	71 65	153	A UMKC	79 92	
247	A North Dakota St.	84 75										
101	H South Dakota	57 60										
153	H UMKC	83 70										
287	H IPFW	102 62										

Non-Div I Games: Drury 80 53

Oral Roberts

Loss, Non-Conf, S Site, H Home A Away N Neutral

Oregon

Average RPI Win: 154

Average RPI Loss: 84

WON-LOST

WINNING

LAST 12

Through Games Of Sunday, February 12, 2012

STRENGTH OF

OPP. STRENGTH

TEAM

ADJ.

CONF.

ADJ CONF.

RECORD

PCT. RANK

GAMES

SCHEDULE

OF SCHEDULE

RPI

RPI

RPI

RPI

DIV. I ONLY

14- 11

135

6- 6

96

58

118

118

4

4

DIV. I NON-CONF.

8- 4

89

0- 0

219

172

171

171

6

6

TOTALS

RPI 1-25

RPI 26-50

W-L RECORDS

RPI 51-100

RPI 101-150

RPI 150+

14- 11

0- 1

1- 2

OVERALL

3- 6

3- 1

7- 1

12- 3

0- 0

0- 0

HOME

2- 3

3- 0

7- 0

2- 8

0- 1

1- 2

AWAY

1- 3

0- 1

0- 1

0- 0

0- 0

0- 0

NEUTRAL

0- 0

0- 0

0- 0

8- 4

0- 0

0- 0

NON-CONFERENCE

1- 2

0- 1

7- 1

8- 1

0- 0

0- 0

HOME

1- 1

0- 0

7- 0

0- 3

0- 0

0- 0

AWAY

0- 1

0- 1

0- 1

0- 0

0- 0

0- 0

NEUTRAL

0- 0

0- 0

0- 0

6- 7

0- 1

1- 2

CONFERENCE

2- 4

3- 0

0- 0

4- 2

0- 0

0- 0

HOME

1- 2

3- 0

0- 0

2- 5

0- 1

1- 2

AWAY

1- 2

0- 0

0- 0

0- 0

0- 0

0- 0

NEUTRAL

0- 0

0- 0

0- 0

RPI 1-25

RPI	S	Opponent	Score
3	A	Stanford	70 93

RPI 26-50

RPI	S	Opponent	Score
38	A	Southern California	73 92
41	A	California	67 90
49	A	UCLA	83 62

RPI 51-100

RPI	S	Opponent	Score
51	H	St. Mary's (CA)	62 72
55	A	Oregon St.	60 67
59	H	Arizona St.	49 53
63	A	Fresno St.	71 81
80	H	Illinois	77 74
90	A	Washington St.	67 62
90	H	Washington St.	47 75
98	A	Washington	69 72
98	H	Washington	88 86

RPI 101+

Team's RPI: 118

RPI	S	Opponent	Score
115	H	Colorado	67 62
124	H	Utah	72 67
129	A	Denver	65 89
135	H	Arizona	87 73
167	H	Portland	88 78
168	H	Cal St. Northridge	79 75
172	H	Cal Poly	102 93
184	H	Portland St.	75 71
217	H	Nicholls St.	95 76
219	H	UC Irvine	89 77
292	A	Nevada	74 76
335	H	Weber St.	88 73

LAST 12 Division I GAMES:

90	A	Washington St.	67 62	38	A	Southern California	73 92
98	A	Washington	69 72	59	H	Arizona St.	49 53
115	H	Colorado	67 62	135	H	Arizona	87 73
124	H	Utah	72 67	41	A	California	67 90
55	A	Oregon St.	60 67	3	A	Stanford	70 93
49	A	UCLA	83 62	98	H	Washington	88 86

Oregon

Oregon

Non-Div I Games:

Oregon

■ Loss,
 ■ Non-Conf,
 ■ S Site,
 ■ H Home
 ■ A Away
 N Neutral

Average RPI Win:	139	WON-LOST	WINNING	LAST 12	STRENGTH OF	OPP. STRENGTH	TEAM	ADJ.	CONF.	ADJ CONF.
Average RPI Loss:	76	RECORD	PCT. RANK	GAMES	SCHEDULE	OF SCHEDULE	RPI	RPI	RPI	RPI
DIV. I ONLY	15- 7	74	7- 5	71	50	55	55	4	4	
DIV. I NON-CONF.	7- 2	47	0- 0	166	179	99	99	6	6	
TOTALS	RPI 1-25	RPI 26-50	W-L RECORDS	RPI 51-100	RPI 101-150	RPI 150+				
15- 7	0- 1	1- 2	OVERALL	4- 2	6- 1	4- 1				
8- 3	0- 0	0- 0	HOME	2- 2	4- 1	2- 0				
7- 3	0- 1	1- 2	AWAY	2- 0	2- 0	2- 0				
0- 1	0- 0	0- 0	NEUTRAL	0- 0	0- 0	0- 1				
7- 2	0- 0	0- 0	NON-CONFERENCE	0- 1	3- 0	4- 1				
3- 1	0- 0	0- 0	HOME	0- 1	1- 0	2- 0				
4- 0	0- 0	0- 0	AWAY	0- 0	2- 0	2- 0				
0- 1	0- 0	0- 0	NEUTRAL	0- 0	0- 0	0- 1				
8- 5	0- 1	1- 2	CONFERENCE	4- 1	3- 1	0- 0				
5- 2	0- 0	0- 0	HOME	2- 1	3- 1	0- 0				
3- 3	0- 1	1- 2	AWAY	2- 0	0- 0	0- 0				
0- 0	0- 0	0- 0	NEUTRAL	0- 0	0- 0	0- 0				

RPI 1-25				RPI 26-50				RPI 51-100				Team's RPI: 55	RPI 101+			
RPI	S	Opponent	Score	RPI	S	Opponent	Score	RPI	S	Opponent	Score		RPI	S	Opponent	Score
3	A	Stanford	60 67	38	A	Southern California	65 61	51	H	St. Mary's (CA)	61 81		115	H	Colorado	65 45
				41	A	California	56 73	59	H	Arizona St.	56 51		118	H	Oregon	67 60
				49	A	UCLA	60 69	90	A	Washington St.	51 39		122	A	Pepperdine	63 52
								90	H	Washington St.	54 61		124	H	Utah	62 49
								98	A	Washington	78 73		125	A	Eastern Wash.	74 60
								98	H	Washington	60 55		134	H	Montana St.	83 53
													135	H	Arizona	56 58
													165	N	North Texas	53 60
													168	H	Cal St. Northridge	83 63
													211	A	Rice	63 57
													281	H	Southern Utah	90 40
													307	A	CSU Bakersfield	85 62
LAST 12 Division I GAMES:																
				98	A	Washington	78 73	49	A	UCLA	60 69					
				90	A	Washington St.	51 39	135	H	Arizona	56 58					
				124	H	Utah	62 49	59	H	Arizona St.	56 51					
				115	H	Colorado	65 45	3	A	Stanford	60 67					
				118	H	Oregon	67 60	41	A	California	56 73					
				38	A	Southern California	65 61	90	H	Washington St.	54 61					

Non-Div I Games: Corban 79 47 Western Ore. 96 32

Oregon St.

Pacific

Through Games Of Sunday, February 12, 2012				STRENGTH OF	OPP. STRENGTH	TEAM	ADJ.	CONF.	ADJ CONF.
Average RPI Win:	232	WON-LOST	WINNING	LAST 12	SCHEDULE	OF SCHEDULE	RPI	RPI	RPI
Average RPI Loss:	112	RECORD	PCT. RANK	GAMES					
DIV. I ONLY	14- 9	106	8- 4	136	203	116	116	21	21
DIV. I NON-CONF.	7- 5	122	1- 0	41	111	52	52	22	22
TOTALS	RPI 1-25	RPI 26-50	W-L RECORDS	RPI 51-100	RPI 101-150	RPI 150+			
14- 9	0- 1	1- 0	OVERALL	0- 3	2- 2	11- 3			
9- 2	0- 0	1- 0	HOME	0- 1	2- 0	6- 1			
5- 7	0- 1	0- 0	AWAY	0- 2	0- 2	5- 2			
0- 0	0- 0	0- 0	NEUTRAL	0- 0	0- 0	0- 0			
7- 5	0- 1	1- 0	NON-CONFERENCE	0- 3	2- 1	4- 0			
5- 1	0- 0	1- 0	HOME	0- 1	2- 0	2- 0			
2- 4	0- 1	0- 0	AWAY	0- 2	0- 1	2- 0			
0- 0	0- 0	0- 0	NEUTRAL	0- 0	0- 0	0- 0			
7- 4	0- 0	0- 0	CONFERENCE	0- 0	0- 1	7- 3			
4- 1	0- 0	0- 0	HOME	0- 0	0- 0	4- 1			
3- 3	0- 0	0- 0	AWAY	0- 0	0- 1	3- 2			
0- 0	0- 0	0- 0	NEUTRAL	0- 0	0- 0	0- 0			

RPI 1-25				RPI 26-50				RPI 51-100				RPI 101+ Team's RPI: 116			
RPI	S	Opponent	Score	RPI	S	Opponent	Score	RPI	S	Opponent	Score	RPI	S	Opponent	Score
2	A	Connecticut	53 112	37	H	Florida	78 73	51	H	St. Mary's (CA)	67 68	121	A	Fairfield	47 56
								63	A	Fresno St.	52 61	125	H	Eastern Wash.	69 60
								85	A	San Diego	57 77	128	A	UC Davis	51 59
												140	H	Seattle	81 79
												168	H	Cal St. Northridge	68 72
												172	A	Cal Poly	64 74
												195	H	SIU Edwardsville	78 68
												219	A	UC Irvine	75 77
												219	H	UC Irvine	87 63
												233	A	UC Santa Barbara	52 48
												263	H	Long Beach St.	93 56
												268	A	Cal St. Fullerton	69 64
												268	H	Cal St. Fullerton	72 67
												292	A	Nevada	75 70
												295	A	UC Riverside	80 59
												295	H	UC Riverside	63 46
												307	A	CSU Bakersfield	96 73
												313	H	Air Force	95 59
LAST 12 Division I GAMES:															
219	H	UC Irvine	87 63	140	H	Seattle	81 79								
295	H	UC Riverside	63 46	168	H	Cal St. Northridge	68 72								
268	A	Cal St. Fullerton	69 64	263	H	Long Beach St.	93 56								
233	A	UC Santa Barbara	52 48	295	A	UC Riverside	80 59								
172	A	Cal Poly	64 74	219	A	UC Irvine	75 77								
128	A	UC Davis	51 59	268	H	Cal St. Fullerton	72 67								

Non-Div I Games:

Pacific

■ Loss,
 ■ Non-Conf, S Site,
 ■ Home
 ■ Away
 N Neutral

Average RPI Win:	270	WON-LOST	WINNING	LAST 12	STRENGTH OF	OPP. STRENGTH	TEAM	ADJ.	CONF.	ADJ CONF.
Average RPI Loss:	119	RECORD	PCT. RANK	GAMES	SCHEDULE	OF SCHEDULE	RPI	RPI	RPI	RPI
DIV. I ONLY	9- 12	215	2- 10	205	182	231	231	20	20	
DIV. I NON-CONF.	7- 7	161	0- 5	193	198	217	217	20	20	

TOTALS	RPI 1-25	RPI 26-50	W-L RECORDS	RPI 51-100	RPI 101-150	RPI 150+				
9- 12	0- 3	0- 0	OVERALL	1- 3	0- 2	8- 4				
6- 5	0- 1	0- 0	HOME	1- 1	0- 0	5- 3				
2- 7	0- 2	0- 0	AWAY	0- 2	0- 2	2- 1				
1- 0	0- 0	0- 0	NEUTRAL	0- 0	0- 0	1- 0				
7- 7	0- 2	0- 0	NON-CONFERENCE	1- 2	0- 2	6- 1				
5- 1	0- 0	0- 0	HOME	1- 0	0- 0	4- 1				
1- 6	0- 2	0- 0	AWAY	0- 2	0- 2	1- 0				
1- 0	0- 0	0- 0	NEUTRAL	0- 0	0- 0	1- 0				
2- 5	0- 1	0- 0	CONFERENCE	0- 1	0- 0	2- 3				
1- 4	0- 1	0- 0	HOME	0- 1	0- 0	1- 2				
1- 1	0- 0	0- 0	AWAY	0- 0	0- 0	1- 1				
0- 0	0- 0	0- 0	NEUTRAL	0- 0	0- 0	0- 0				

RPI 1-25				RPI 26-50				RPI 51-100				RPI 101+ Team's RPI: 231			
RPI	S	Opponent	Score	RPI	S	Opponent	Score	RPI	S	Opponent	Score	RPI	S	Opponent	Score
5	A	Notre Dame	38 69					53	A	Temple	47 72	105	A	San Diego St.	37 51
20	A	Villanova	30 52					61	A	Saint Joseph's	34 42	145	A	La Salle	47 58
24	H	Princeton	48 83					92	H	Drexel	67 65	152	A	Harvard	52 66
								93	H	Yale	60 72	186	H	Brown	55 59
												239	A	Niagara	55 41
												259	H	Cornell	53 67
												261	H	Rider	66 57
												264	H	Army	70 60
												297	N	UNC Greensboro	47 36
												300	A	Dartmouth	73 63
												306	H	Lafayette	49 39
												319	H	NJIT	48 52
												336	H	St. Francis (NY)	70 61
												339	H	Columbia	75 50
LAST 12 Division I GAMES:															
300	A	Dartmouth	73 63	53	A	Temple	47 72								
152	A	Harvard	52 66	20	A	Villanova	30 52								
186	H	Brown	55 59	61	A	Saint Joseph's	34 42								
93	H	Yale	60 72	319	H	NJIT	48 52								
259	H	Cornell	53 67	24	H	Princeton	48 83								
339	H	Columbia	75 50	105	A	San Diego St.	37 51								

Non-Div I Games:

Penn

■ Loss,
 ■ Non-Conf,
 ■ S Site,
 ■ H Home
 ■ A Away
 N Neutral

Average RPI Win:	131	WON-LOST	WINNING	LAST 12	STRENGTH OF	OPP. STRENGTH	TEAM	ADJ.	CONF.	ADJ CONF.
Average RPI Loss:	48	RECORD	PCT. RANK	GAMES	SCHEDULE	OF SCHEDULE	RPI	RPI	RPI	RPI
DIV. I ONLY	20- 5	24	10- 2	82	30	30	30	5	5	
DIV. I NON-CONF.	10- 2	33	0- 0	115	53	40	40	3	3	
TOTALS	RPI 1-25	RPI 26-50	W-L RECORDS	RPI 51-100	RPI 101-150	RPI 150+				
20- 5	0- 1	7- 1	OVERALL	3- 3	4- 0	6- 0				
10- 2	0- 0	3- 1	HOME	2- 1	1- 0	4- 0				
9- 3	0- 1	3- 0	AWAY	1- 2	3- 0	2- 0				
1- 0	0- 0	1- 0	NEUTRAL	0- 0	0- 0	0- 0				
10- 2	0- 1	3- 0	NON-CONFERENCE	2- 1	0- 0	5- 0				
6- 0	0- 0	1- 0	HOME	2- 0	0- 0	3- 0				
3- 2	0- 1	1- 0	AWAY	0- 1	0- 0	2- 0				
1- 0	0- 0	1- 0	NEUTRAL	0- 0	0- 0	0- 0				
10- 3	0- 0	4- 1	CONFERENCE	1- 2	4- 0	1- 0				
4- 2	0- 0	2- 1	HOME	0- 1	1- 0	1- 0				
6- 1	0- 0	2- 0	AWAY	1- 1	3- 0	0- 0				
0- 0	0- 0	0- 0	NEUTRAL	0- 0	0- 0	0- 0				

RPI	S	Opponent	Score	RPI	S	Opponent	Score	Team's RPI: 30	RPI	S	Opponent	Score	RPI	S	Opponent	Score
7	A	Delaware	71 80	31	A	Michigan	77 56		54	A	Texas Tech	66 70	107	A	Northwestern	77 63
				31	H	Michigan	78 63		74	A	Michigan St.	77 83	133	A	Wisconsin	82 49
				32	A	Nebraska	93 73		74	H	Michigan St.	65 75	133	H	Wisconsin	69 54
				32	H	Nebraska	63 71		80	A	Illinois	71 65	136	A	Minnesota	68 65
				33	A	South Carolina	55 50		90	H	Washington St.	72 60	183	H	Virginia Tech	66 28
				43	H	Middle Tenn.	65 49		91	H	North Carolina	103 84	200	H	Indiana	76 44
				48	N	Iowa St.	66 59						227	H	Md.-East. Shore	76 51
				50	H	Iowa	68 52						292	A	Nevada	103 65
													334	H	Wagner	103 42
													337	A	Bucknell	78 54
LAST 12 Division I GAMES:																
				107	A	Northwestern	77 63		50	H	Iowa	68 52				
				133	H	Wisconsin	69 54		80	A	Illinois	71 65				
				136	A	Minnesota	68 65		32	A	Nebraska	93 73				
				200	H	Indiana	76 44		31	H	Michigan	78 63				
				74	A	Michigan St.	77 83		74	H	Michigan St.	65 75				
				31	A	Michigan	77 56		133	A	Wisconsin	82 49				

Non-Div I Games:

Penn St.

Pepperdine

Through Games Of Sunday, February 12, 2012

Average RPI Win:	200	WON-LOST	WINNING	LAST 12	STRENGTH OF	OPP. STRENGTH	TEAM	ADJ.	CONF.	ADJ CONF.
Average RPI Loss:	103	RECORD	PCT. RANK	GAMES	SCHEDULE	OF SCHEDULE	RPI	RPI	RPI	RPI
DIV. I ONLY	12- 11	152	7- 5	101	102	122	122	8	8	
DIV. I NON-CONF.	5- 6	191	0- 0	112	152	133	133	9	9	
TOTALS	RPI 1-25	RPI 26-50	W-L RECORDS	RPI 51-100	RPI 101-150	RPI 150+				
12- 11	0- 1	1- 3	OVERALL	1- 4	0- 0	10- 3				
6- 4	0- 0	1- 2	HOME	1- 2	0- 0	4- 0				
5- 7	0- 1	0- 1	AWAY	0- 2	0- 0	5- 3				
1- 0	0- 0	0- 0	NEUTRAL	0- 0	0- 0	1- 0				
5- 6	0- 1	0- 1	NON-CONFERENCE	1- 1	0- 0	4- 3				
2- 2	0- 0	0- 1	HOME	1- 1	0- 0	1- 0				
2- 4	0- 1	0- 0	AWAY	0- 0	0- 0	2- 3				
1- 0	0- 0	0- 0	NEUTRAL	0- 0	0- 0	1- 0				
7- 5	0- 0	1- 2	CONFERENCE	0- 3	0- 0	6- 0				
4- 2	0- 0	1- 1	HOME	0- 1	0- 0	3- 0				
3- 3	0- 0	0- 1	AWAY	0- 2	0- 0	3- 0				
0- 0	0- 0	0- 0	NEUTRAL	0- 0	0- 0	0- 0				

RPI S	Opponent	Score	RPI S	Opponent	Score	RPI S	Opponent	Score	RPI S	Opponent	Score	Team's RPI: 122
4	A Tennessee	57 89	34	H Gonzaga	50 79	51	A St. Mary's (CA)	43 56	167	H Portland	66 63	
			38	H Southern California	71 75	55	H Oregon St.	52 63	168	H Cal St. Northridge	68 64	
			40	A BYU	56 80	63	H Fresno St.	81 78	172	A Cal Poly	80 78	
			40	H BYU	61 49	85	A San Diego	39 70	192	A Santa Clara	62 56	
						85	H San Diego	46 56	192	H Santa Clara	67 57	
									233	A UC Santa Barbara	44 54	
									238	A Boise St.	57 68	
									257	A Loyola Marymount	68 59	
									268	A Cal St. Fullerton	51 65	
									274	A San Francisco	85 69	
									274	H San Francisco	77 64	
									298	N Idaho	57 48	
									303	A New Mexico	59 56	
LAST 12 Division I GAMES:												
85	H	San Diego	46	56	192	H	Santa Clara	67	57			
257	A	Loyola Marymount	68	59	40	A	BYU	56	80			
40	H	BYU	61	49	167	H	Portland	66	63			
85	A	San Diego	39	70	34	H	Gonzaga	50	79			
51	A	St. Mary's (CA)	43	56	192	A	Santa Clara	62	56			
274	H	San Francisco	77	64	274	A	San Francisco	85	69			

Non-Div I Games:

Pepperdine

Loss, Non-Conf, S Site, H Home A Away N Neutral

Pittsburgh

Average RPI Win: 194

Average RPI Loss: 60

WON-LOST

WINNING

LAST 12

RECORD

PCT. RANK

GAMES

Through Games Of Sunday, February 12, 2012

STRENGTH OF

SCHEDULE

OPP. STRENGTH

OF SCHEDULE

TEAM

RPI

ADJ.

RPI

CONF.

RPI

ADJ CONF.

RPI

DIV. I ONLY

8- 16

260

1- 11

36

48

171

171

2

2

DIV. I NON-CONF.

8- 5

106

1- 1

103

119

241

241

1

1

TOTALS

RPI 1-25

RPI 26-50

W-L RECORDS

RPI 51-100

RPI 101-150

RPI 150+

8- 16

0- 5

0- 3

OVERALL

1- 4

0- 4

7- 0

6- 8

0- 1

0- 3

HOME

0- 3

0- 1

6- 0

0- 8

0- 4

0- 0

AWAY

0- 1

0- 3

0- 0

2- 0

0- 0

0- 0

NEUTRAL

1- 0

0- 0

1- 0

8- 5

0- 1

0- 0

NON-CONFERENCE

1- 3

0- 1

7- 0

6- 3

0- 0

0- 0

HOME

0- 3

0- 0

6- 0

0- 2

0- 1

0- 0

AWAY

0- 0

0- 1

0- 0

2- 0

0- 0

0- 0

NEUTRAL

1- 0

0- 0

1- 0

0- 11

0- 4

0- 3

CONFERENCE

0- 1

0- 3

0- 0

0- 5

0- 1

0- 3

HOME

0- 0

0- 1

0- 0

0- 6

0- 3

0- 0

AWAY

0- 1

0- 2

0- 0

0- 0

0- 0

0- 0

NEUTRAL

0- 0

0- 0

0- 0

RPI 1-25

RPI 26-50

RPI 51-100

RPI 101+

Team's RPI: 171

RPI	S	Opponent	Score
5	A	Notre Dame	44 120
8	A	Duke	43 92
13	H	Rutgers	39 63
18	A	DePaul	83 86
20	A	Villanova	62 70

RPI	S	Opponent	Score
26	H	Georgetown	54 82
29	H	St. John's (NY)	51 66
42	H	West Virginia	43 54

RPI	S	Opponent	Score
72	H	Duquesne	57 70
74	N	Michigan St.	64 54
77	H	Hampton	37 60
87	A	Cincinnati	57 62
92	H	Drexel	50 71

RPI	S	Opponent	Score
103	H	Syracuse	60 83
108	A	Marquette	48 72
112	A	Providence	50 66
144	A	High Point	75 82
158	H	Saint Francis (PA)	78 50
159	H	Central Mich.	77 70
175	H	Loyola Maryland	65 59
200	N	Indiana	77 72
205	H	Mt. St. Mary's	58 45
276	H	Valparaiso	65 56
306	H	Lafayette	74 69

LAST 12 Division I GAMES:

87	A	Cincinnati	57 62	18	A	DePaul	83 86
108	A	Marquette	48 72	13	H	Rutgers	39 63
29	H	St. John's (NY)	51 66	103	H	Syracuse	60 83
112	A	Providence	50 66	20	A	Villanova	62 70
42	H	West Virginia	43 54	306	H	Lafayette	74 69
5	A	Notre Dame	44 120	72	H	Duquesne	57 70

Non-Div I Games:

Pittsburgh

■ Loss,
 ■ Non-Conf,
 ■ S Site,
 ■ Home
 ■ A Away
 N Neutral

Average RPI Win:	208	WON-LOST	WINNING	LAST 12	STRENGTH OF	OPP. STRENGTH	TEAM	ADJ.	CONF.	ADJ CONF.
Average RPI Loss:	92	RECORD	PCT. RANK	GAMES	SCHEDULE	OF SCHEDULE	RPI	RPI	RPI	RPI
DIV. I ONLY	9- 17	257	2- 10	38	104	167	167	8	8	
DIV. I NON-CONF.	7- 7	161	0- 0	42	159	169	169	9	9	
TOTALS	RPI 1-25	RPI 26-50	W-L RECORDS	RPI 51-100	RPI 101-150	RPI 150+				
9- 17	0- 2	0- 4	OVERALL	0- 4	1- 5	8- 2				
6- 7	0- 1	0- 2	HOME	0- 1	0- 2	6- 1				
2- 9	0- 0	0- 2	AWAY	0- 3	0- 3	2- 1				
1- 1	0- 1	0- 0	NEUTRAL	0- 0	1- 0	0- 0				
7- 7	0- 2	0- 0	NON-CONFERENCE	0- 1	1- 4	6- 0				
5- 3	0- 1	0- 0	HOME	0- 0	0- 2	5- 0				
1- 3	0- 0	0- 0	AWAY	0- 1	0- 2	1- 0				
1- 1	0- 1	0- 0	NEUTRAL	0- 0	1- 0	0- 0				
2- 10	0- 0	0- 4	CONFERENCE	0- 3	0- 1	2- 2				
1- 4	0- 0	0- 2	HOME	0- 1	0- 0	1- 1				
1- 6	0- 0	0- 2	AWAY	0- 2	0- 1	1- 1				
0- 0	0- 0	0- 0	NEUTRAL	0- 0	0- 0	0- 0				

RPI 1-25			RPI 26-50			RPI 51-100			RPI 101+ Team's RPI: 167		
RPI	S	Opponent	Score	RPI	S	Opponent	Score	RPI	S	Opponent	Score
18	N	DePaul	64 99	34	A	Gonzaga	56 77	51	A	St. Mary's (CA)	58 75
19	H	Louisville	42 71	34	H	Gonzaga	65 80	51	H	St. Mary's (CA)	71 75
				40	A	BYU	55 76	85	A	San Diego	66 72
				40	H	BYU	53 79	98	A	Washington	49 61
LAST 12 Division I GAMES:											
257	A	Loyola Marymount	80 63	274	H	San Francisco	78 76				
51	A	St. Mary's (CA)	58 75	51	H	St. Mary's (CA)	71 75				
34	A	Gonzaga	56 77	122	A	Pepperdine	63 66				
257	H	Loyola Marymount	60 68	192	A	Santa Clara	63 78				
40	A	BYU	55 76	40	H	BYU	53 79				
85	A	San Diego	66 72	34	H	Gonzaga	65 80				

Non-Div I Games:

Portland

■ Loss,
 ■ Non-Conf, S Site,
 ■ Home
 ■ Away
 N Neutral

Average RPI Win:	239	WON-LOST	WINNING	LAST 12	STRENGTH OF	OPP. STRENGTH	TEAM	ADJ.	CONF.	ADJ CONF.
Average RPI Loss:	128	RECORD	PCT. RANK	GAMES	SCHEDULE	OF SCHEDULE	RPI	RPI	RPI	RPI
DIV. I ONLY	11- 11	167	5- 7	213	129	184	184	16	16	
DIV. I NON-CONF.	6- 5	140	0- 1	206	138	174	174	12	12	
TOTALS	RPI 1-25	RPI 26-50	W-L RECORDS	RPI 51-100	RPI 101-150	RPI 150+				
11- 11	0- 0	0- 1	OVERALL	0- 2	3- 5	8- 3				
6- 4	0- 0	0- 0	HOME	0- 1	1- 3	5- 0				
3- 7	0- 0	0- 1	AWAY	0- 1	0- 2	3- 3				
2- 0	0- 0	0- 0	NEUTRAL	0- 0	2- 0	0- 0				
6- 5	0- 0	0- 1	NON-CONFERENCE	0- 0	2- 2	4- 2				
3- 1	0- 0	0- 0	HOME	0- 0	0- 1	3- 0				
1- 4	0- 0	0- 1	AWAY	0- 0	0- 1	1- 2				
2- 0	0- 0	0- 0	NEUTRAL	0- 0	2- 0	0- 0				
5- 6	0- 0	0- 0	CONFERENCE	0- 2	1- 3	4- 1				
3- 3	0- 0	0- 0	HOME	0- 1	1- 2	2- 0				
2- 3	0- 0	0- 0	AWAY	0- 1	0- 1	2- 1				
0- 0	0- 0	0- 0	NEUTRAL	0- 0	0- 0	0- 0				

RPI 1-25			RPI 26-50			RPI 51-100			RPI 101+ Team's RPI: 184		
RPI	S	Opponent	Score	RPI	S	Opponent	Score	RPI	S	Opponent	Score
				34	A	Gonzaga	69 99	64	A	Idaho St.	63 78
								64	H	Idaho St.	59 70
								118	A	Oregon	71 75
								125	H	Eastern Wash.	67 75
								128	N	UC Davis	68 57
								129	N	Denver	70 66
								134	A	Montana St.	50 70
								134	H	Montana St.	83 95
								140	H	Seattle	79 90
								146	H	Northern Colo.	62 61
								167	A	Portland	54 62
								169	A	Montana	56 78
								219	H	UC Irvine	80 76
								233	H	UC Santa Barbara	65 51
								257	A	Loyola Marymount	70 55
								262	A	Hawaii	66 78
								277	A	Northern Ariz.	84 74
								277	H	Northern Ariz.	73 59
								292	H	Nevada	80 73
								335	A	Weber St.	66 56
								335	H	Weber St.	76 63
LAST 12 Division I GAMES:											
				64	H	Idaho St.	59 70	125	H	Eastern Wash.	67 75
				140	H	Seattle	79 90	64	A	Idaho St.	63 78
				277	H	Northern Ariz.	73 59	146	H	Northern Colo.	62 61
				335	H	Weber St.	76 63	335	A	Weber St.	66 56
				169	A	Montana	56 78	277	A	Northern Ariz.	84 74
				134	A	Montana St.	50 70	134	H	Montana St.	83 95

Non-Div I Games: Corban 90 48 Western Ore. 78 58

Portland St.

Average RPI Win: 273	WON-LOST	WINNING	LAST 12	STRENGTH OF	OPP. STRENGTH	TEAM	ADJ.	CONF.	ADJ CONF.
Average RPI Loss: 172	RECORD	PCT. RANK	GAMES	SCHEDULE	OF SCHEDULE	RPI	RPI	RPI	RPI
DIV. I ONLY	8- 13	241	6- 5	307	257	291	291	32	32
DIV. I NON-CONF.	2- 8	292	0- 0	159	41	211	211	15	15
TOTALS	RPI 1-25	RPI 26-50	W-L RECORDS	RPI 51-100	RPI 101-150	RPI 150+			
8- 13	0- 1	0- 2	OVERALL	0- 1	1- 2	7- 7			
5- 3	0- 0	0- 0	HOME	0- 0	1- 0	4- 3			
1- 5	0- 1	0- 1	AWAY	0- 0	0- 0	1- 3			
2- 5	0- 0	0- 1	NEUTRAL	0- 1	0- 2	2- 1			
2- 8	0- 1	0- 2	NON-CONFERENCE	0- 1	0- 2	2- 2			
1- 1	0- 0	0- 0	HOME	0- 0	0- 0	1- 1			
0- 2	0- 1	0- 1	AWAY	0- 0	0- 0	0- 0			
1- 5	0- 0	0- 1	NEUTRAL	0- 1	0- 2	1- 1			
6- 5	0- 0	0- 0	CONFERENCE	0- 0	1- 0	5- 5			
4- 2	0- 0	0- 0	HOME	0- 0	1- 0	3- 2			
1- 3	0- 0	0- 0	AWAY	0- 0	0- 0	1- 3			
1- 0	0- 0	0- 0	NEUTRAL	0- 0	0- 0	1- 0			

RPI 1-25				RPI 26-50				RPI 51-100				RPI 101+ Team's RPI: 291			
RPI	S	Opponent	Score	RPI	S	Opponent	Score	RPI	S	Opponent	Score	RPI	S	Opponent	Score
11	A	Miami (FL)	26 107	29	A	St. John's (NY)	50 66	90	N	Washington St.	52 90	108	N	Marquette	51 71
				31	N	Michigan	53 59					132	N	UNLV	60 73
												150	H	Mississippi Val.	61 56
												178	N	Louisiana Tech	83 89
												203	N	Grambling	68 55
												211	H	Rice	61 58
												220	A	Alabama A&M	53 55
												228	H	Southern U.	53 58
												250	H	Alcorn St.	54 59
												305	A	Alabama St.	53 67
												307	N	CSU Bakersfield	69 64
												318	A	Jackson St.	46 48
												318	H	Jackson St.	56 55
												328	H	Ark.-Pine Bluff	102 51
												331	H	Northwestern St.	69 79
												333	A	Texas Southern	64 43
												333	H	Texas Southern	53 45
LAST 12 Division I GAMES:															
318	H	Jackson St.	56 55	203	N	Grambling	68 55								
333	H	Texas Southern	53 45	318	A	Jackson St.	46 48								
220	A	Alabama A&M	53 55	333	A	Texas Southern	64 43								
305	A	Alabama St.	53 67	250	H	Alcorn St.	54 59								
328	H	Ark.-Pine Bluff	102 51	228	H	Southern U.	53 58								
150	H	Mississippi Val.	61 56	178	N	Louisiana Tech	83 89								

Non-Div I Games: Texas Wesleyan 69 57

Prairie View

Loss, Non-Conf, S Site, H Home A Away N Neutral

Presbyterian

Through Games Of Sunday, February 12, 2012

Average RPI Win: 299	WON-LOST	WINNING	LAST 12	STRENGTH OF	OPP. STRENGTH	TEAM	ADJ.	CONF.	ADJ CONF.
Average RPI Loss: 162	RECORD	PCT. RANK	GAMES	SCHEDULE	OF SCHEDULE	RPI	RPI	RPI	RPI
DIV. I ONLY	7- 12	245	4- 8	270	314	256	256	26	26
DIV. I NON-CONF.	3- 5	226	0- 1	238	260	237	237	29	29
TOTALS	RPI 1-25	RPI 26-50	W-L RECORDS	RPI 51-100	RPI 101-150	RPI 150+			
7- 12	0- 0	0- 1	OVERALL	0- 1	0- 3	7- 7			
3- 4	0- 0	0- 0	HOME	0- 0	0- 1	3- 3			
4- 8	0- 0	0- 1	AWAY	0- 1	0- 2	4- 4			
0- 0	0- 0	0- 0	NEUTRAL	0- 0	0- 0	0- 0			
3- 5	0- 0	0- 1	NON-CONFERENCE	0- 1	0- 1	3- 2			
1- 1	0- 0	0- 0	HOME	0- 0	0- 0	1- 1			
2- 4	0- 0	0- 1	AWAY	0- 1	0- 1	2- 1			
0- 0	0- 0	0- 0	NEUTRAL	0- 0	0- 0	0- 0			
4- 7	0- 0	0- 0	CONFERENCE	0- 0	0- 2	4- 5			
2- 3	0- 0	0- 0	HOME	0- 0	0- 1	2- 2			
2- 4	0- 0	0- 0	AWAY	0- 0	0- 1	2- 3			
0- 0	0- 0	0- 0	NEUTRAL	0- 0	0- 0	0- 0			

RPI 1-25			RPI 26-50			RPI 51-100			RPI 101+			Team's RPI: 256
RPI	S	Opponent	Score	RPI	S	Opponent	Score	RPI	S	Opponent	Score	
				33	A	South Carolina	24 52	91	A	North Carolina	38 61	
								102	A	Liberty	39 59	
								110	A	Charlotte	42 58	
								144	H	High Point	51 63	
								166	H	Furman	47 63	
								173	A	Alabama	47 65	
								194	A	Radford	29 53	
								208	H	Campbell	44 53	
								212	A	Charleston So.	67 76	
								223	A	South Carolina St.	53 50	
								230	A	Winthrop	63 60	
								230	H	Winthrop	62 70	
								286	A	Coastal Caro.	49 52	
								315	A	S.C. Upstate	72 64	
								322	H	Gardner-Webb	54 43	
								329	A	UNC Asheville	62 45	
								329	H	UNC Asheville	62 54	
								342	H	N.C. Central	64 48	
LAST 12 Division I GAMES:												
329	A	UNC Asheville	62 45	329	H	UNC Asheville	62 54					
230	A	Winthrop	63 60	322	H	Gardner-Webb	54 43					
144	H	High Point	51 63	230	H	Winthrop	62 70					
208	H	Campbell	44 53	286	A	Coastal Caro.	49 52					
194	A	Radford	29 53	212	A	Charleston So.	67 76					
102	A	Liberty	39 59	173	A	Alabama	47 65					

Non-Div I Games: Columbia (SC) 92 45 Montreat 84 44 Allen 65 28

Presbyterian

Loss, Non-Conf, S Site, H Home A Away N Neutral

Average RPI Win:	167	WON-LOST	WINNING	LAST 12	STRENGTH OF	OPP. STRENGTH	TEAM	ADJ.	CONF.	ADJ CONF.
Average RPI Loss:	54	RECORD	PCT. RANK	GAMES	SCHEDULE	OF SCHEDULE	RPI	RPI	RPI	RPI
DIV. I ONLY	17- 4	22	10- 2	47	112	24	24	20	20	
DIV. I NON-CONF.	10- 4	81	3- 2	10	48	10	10	20	20	
TOTALS	RPI 1-25	RPI 26-50	W-L RECORDS	RPI 51-100	RPI 101-150	RPI 150+				
17- 4	1- 3	0- 0	OVERALL	6- 0	1- 0	9- 1				
8- 2	1- 2	0- 0	HOME	4- 0	0- 0	3- 0				
9- 2	0- 1	0- 0	AWAY	2- 0	1- 0	6- 1				
0- 0	0- 0	0- 0	NEUTRAL	0- 0	0- 0	0- 0				
10- 4	1- 3	0- 0	NON-CONFERENCE	5- 0	1- 0	3- 1				
4- 2	1- 2	0- 0	HOME	3- 0	0- 0	0- 0				
6- 2	0- 1	0- 0	AWAY	2- 0	1- 0	3- 1				
0- 0	0- 0	0- 0	NEUTRAL	0- 0	0- 0	0- 0				
7- 0	0- 0	0- 0	CONFERENCE	1- 0	0- 0	6- 0				
4- 0	0- 0	0- 0	HOME	1- 0	0- 0	3- 0				
3- 0	0- 0	0- 0	AWAY	0- 0	0- 0	3- 0				
0- 0	0- 0	0- 0	NEUTRAL	0- 0	0- 0	0- 0				

RPI	S	Opponent	Score
3	A	Stanford	66 85
7	H	Delaware	70 81
18	H	DePaul	67 78
20	H	Villanova	56 41

RPI	S	Opponent	Score

RPI	S	Opponent	Score
52	H	Marist	68 51
58	A	Hofstra	74 69
61	H	Saint Joseph's	79 62
92	A	Drexel	63 51
93	H	Yale	72 47
97	H	Davidson	53 44

RPI	S	Opponent	Score
148	A	UMBC	56 41
152	A	Harvard	84 56
186	H	Brown	57 45
188	A	Navy	52 65
192	A	Santa Clara	77 61
231	A	Penn	83 48
259	H	Cornell	64 35
261	A	Rider	75 55
300	A	Dartmouth	72 41
306	A	Lafayette	87 47
339	H	Columbia	94 35

LAST 12 Division I GAMES:

152	A	Harvard	84 56	231	A	Penn	83 48
300	A	Dartmouth	72 41	92	A	Drexel	63 51
93	H	Yale	72 47	58	A	Hofstra	74 69
186	H	Brown	57 45	192	A	Santa Clara	77 61
339	H	Columbia	94 35	3	A	Stanford	66 85
259	H	Cornell	64 35	18	H	DePaul	67 78

Non-Div I Games:

Princeton

Providence

Through Games Of Sunday, February 12, 2012

Average RPI Win:	155	WON-LOST	WINNING	LAST 12	STRENGTH OF	OPP. STRENGTH	TEAM	ADJ.	CONF.	ADJ CONF.
Average RPI Loss:	76	RECORD	PCT. RANK	GAMES	SCHEDULE	OF SCHEDULE	RPI	RPI	RPI	RPI
DIV. I ONLY	13- 12	159	6- 6	77	39	112	112	2	2	
DIV. I NON-CONF.	8- 5	106	1- 0	153	150	155	155	1	1	
TOTALS	RPI 1-25	RPI 26-50	W-L RECORDS	RPI 51-100	RPI 101-150	RPI 150+				
13- 12	1- 5	1- 2	OVERALL	1- 2	2- 1	8- 2				
8- 5	1- 2	1- 1	HOME	1- 1	0- 1	5- 0				
4- 7	0- 3	0- 1	AWAY	0- 1	1- 0	3- 2				
1- 0	0- 0	0- 0	NEUTRAL	0- 0	1- 0	0- 0				
8- 5	0- 1	0- 1	NON-CONFERENCE	1- 1	1- 0	6- 2				
4- 2	0- 1	0- 1	HOME	1- 0	0- 0	3- 0				
3- 3	0- 0	0- 0	AWAY	0- 1	0- 0	3- 2				
1- 0	0- 0	0- 0	NEUTRAL	0- 0	1- 0	0- 0				
5- 7	1- 4	1- 1	CONFERENCE	0- 1	1- 1	2- 0				
4- 3	1- 1	1- 0	HOME	0- 1	0- 1	2- 0				
1- 4	0- 3	0- 1	AWAY	0- 0	1- 0	0- 0				
0- 0	0- 0	0- 0	NEUTRAL	0- 0	0- 0	0- 0				

RPI S	Opponent	Score	RPI S	Opponent	Score	RPI S	Opponent	Score	RPI S	Opponent	Score	Team's RPI: 112
2	A Connecticut	35 96	29	A St. John's (NY)	41 57	73	A Boston U.	62 65	103	H Syracuse	54 80	
7	H Delaware	47 68	42	H West Virginia	51 48	83	H Hartford	63 46	108	A Marquette	52 50	
18	H DePaul	60 52	47	H Virginia	38 55	87	H Cincinnati	56 60	121	N Fairfield	75 43	
19	A Louisville	48 64							152	H Harvard	71 60	
20	A Villanova	53 59							162	H Seton Hall	62 47	
20	H Villanova	42 69							171	H Pittsburgh	66 50	
									186	A Brown	57 70	
									197	A Akron	78 65	
									201	H Clemson	73 63	
									226	A Oakland	51 50	
									229	A Massachusetts	66 45	
									300	H Dartmouth	63 48	
									316	A Rhode Island	43 52	
LAST 12 Division I GAMES:												
162	H Seton Hall	62 47	19	A Louisville	48 64							
87	H Cincinnati	56 60	42	H West Virginia	51 48							
20	A Villanova	53 59	2	A Connecticut	35 96							
103	H Syracuse	54 80	18	H DePaul	60 52							
171	H Pittsburgh	66 50	29	A St. John's (NY)	41 57							
108	A Marquette	52 50	83	H Hartford	63 46							

Non-Div I Games:

Providence

Loss, Non-Conf, S Site, H Home A Away N Neutral

Average RPI Win:	129	WON-LOST	WINNING	LAST 12	STRENGTH OF	OPP. STRENGTH	TEAM	ADJ.	CONF.	ADJ CONF.
Average RPI Loss:	45	RECORD	PCT. RANK	GAMES	SCHEDULE	OF SCHEDULE	RPI	RPI	RPI	RPI
DIV. I ONLY	19- 6	33	9- 3	42	24	22	22	5	5	
DIV. I NON-CONF.	10- 3	49	0- 0	25	29	15	15	3	3	
TOTALS	RPI 1-25	RPI 26-50	W-L RECORDS	RPI 51-100	RPI 101-150	RPI 150+				
19- 6	2- 3	2- 2	OVERALL	4- 0	6- 0	5- 1				
11- 2	1- 1	1- 1	HOME	2- 0	3- 0	4- 0				
6- 4	0- 2	0- 1	AWAY	2- 0	3- 0	1- 1				
2- 0	1- 0	1- 0	NEUTRAL	0- 0	0- 0	0- 0				
10- 3	2- 2	1- 0	NON-CONFERENCE	1- 0	2- 0	4- 1				
6- 1	1- 1	0- 0	HOME	0- 0	1- 0	4- 0				
2- 2	0- 1	0- 0	AWAY	1- 0	1- 0	0- 1				
2- 0	1- 0	1- 0	NEUTRAL	0- 0	0- 0	0- 0				
9- 3	0- 1	1- 2	CONFERENCE	3- 0	4- 0	1- 0				
5- 1	0- 0	1- 1	HOME	2- 0	2- 0	0- 0				
4- 2	0- 1	0- 1	AWAY	1- 0	2- 0	1- 0				
0- 0	0- 0	0- 0	NEUTRAL	0- 0	0- 0	0- 0				

RPI	S	Opponent	Score	RPI	S	Opponent	Score	RPI	S	Opponent	Score	RPI	S	Opponent	Score
5	H	Notre Dame	38 66	32	H	Nebraska	89 93	66	A	Bowling Green	54 53	107	A	Northwestern	80 70
6	H	Texas A&M	60 51	45	N	Tulane	61 48	74	H	Michigan St.	67 49	111	A	Auburn	62 54
8	A	Duke	53 64	50	A	Iowa	42 59	80	A	Illinois	64 63	120	H	UT Martin	65 39
10	N	Kansas St.	46 42	50	H	Iowa	57 55	80	H	Illinois	77 66	133	H	Wisconsin	63 52
14	A	Ohio St.	71 80									136	A	Minnesota	72 55
												136	H	Minnesota	57 53
												159	A	Central Mich.	62 75
												200	A	Indiana	82 60
												226	H	Oakland	66 47
												266	H	IUPUI	75 45
												287	H	IPFW	73 36
												326	H	Chicago St.	76 49
LAST 12 Division I GAMES:															
14	A	Ohio St.	71 80	200	A	Indiana	82 60								
80	H	Illinois	77 66	50	H	Iowa	57 55								
32	H	Nebraska	89 93	136	A	Minnesota	72 55								
50	A	Iowa	42 59	133	H	Wisconsin	63 52								
107	A	Northwestern	80 70	80	A	Illinois	64 63								
74	H	Michigan St.	67 49	136	H	Minnesota	57 53								

Non-Div I Games:

Purdue

■ Loss,
 ■ Non-Conf,
 ■ S Site,
 ■ H Home
 ■ A Away
 N Neutral

Quinnipiac

Through Games Of Sunday, February 12, 2012

Average RPI Win:	193	WON-LOST	WINNING	LAST 12	STRENGTH OF	OPP. STRENGTH	TEAM	ADJ.	CONF.	ADJ CONF.
Average RPI Loss:	110	RECORD	PCT. RANK	GAMES	SCHEDULE	OF SCHEDULE	RPI	RPI	RPI	RPI
DIV. I ONLY	18- 6	39	9- 3	103	217	62	62	19	19	
DIV. I NON-CONF.	8- 3	73	0- 1	71	115	42	42	26	26	
TOTALS	RPI 1-25	RPI 26-50	W-L RECORDS	RPI 51-100	RPI 101-150	RPI 150+				
18- 6	0- 0	0- 1	OVERALL	3- 2	3- 1	12- 2				
6- 4	0- 0	0- 1	HOME	1- 2	1- 1	4- 0				
11- 2	0- 0	0- 0	AWAY	2- 0	1- 0	8- 2				
1- 0	0- 0	0- 0	NEUTRAL	0- 0	1- 0	0- 0				
8- 3	0- 0	0- 1	NON-CONFERENCE	2- 1	3- 0	3- 1				
3- 2	0- 0	0- 1	HOME	1- 1	1- 0	1- 0				
4- 1	0- 0	0- 0	AWAY	1- 0	1- 0	2- 1				
1- 0	0- 0	0- 0	NEUTRAL	0- 0	1- 0	0- 0				
10- 3	0- 0	0- 0	CONFERENCE	1- 1	0- 1	9- 1				
3- 2	0- 0	0- 0	HOME	0- 1	0- 1	3- 0				
7- 1	0- 0	0- 0	AWAY	1- 0	0- 0	6- 1				
0- 0	0- 0	0- 0	NEUTRAL	0- 0	0- 0	0- 0				

RPI 1-25				RPI 26-50				RPI 51-100				Team's RPI: 62		RPI 101+			
RPI	S	Opponent	Score	RPI	S	Opponent	Score	RPI	S	Opponent	Score	RPI	S	Opponent	Score		
				27	H	James Madison	73 81	51	A	St. Mary's (CA)	69 67	121	H	Fairfield	64 55		
								61	H	Saint Joseph's	54 71	126	H	LIU Brooklyn	64 74		
								78	A	Sacred Heart	71 34	136	N	Minnesota	64 62		
								78	H	Sacred Heart	65 74	139	A	American	72 59		
								93	H	Yale	68 63	158	A	Saint Francis (PA)	85 73		
												160	A	Holy Cross	70 80		
												174	A	Monmouth	75 63		
												189	A	Robert Morris	82 74		
												205	H	Mt. St. Mary's	89 73		
												206	A	Central Conn. St.	64 59		
												207	A	Fairleigh Dickinson	65 74		
												222	A	Bryant	84 47		
												222	H	Bryant	67 56		
												229	H	Massachusetts	66 63		
												264	A	Army	54 51		
												316	A	Rhode Island	72 67		
												334	H	Wagner	77 60		
												336	A	St. Francis (NY)	59 43		
LAST 12 Division I GAMES:																	
				206	A	Central Conn. St.	64 59	222	A	Bryant	84 47						
				207	A	Fairleigh Dickinson	65 74	189	A	Robert Morris	82 74						
				174	A	Monmouth	75 63	158	A	Saint Francis (PA)	85 73						
				205	H	Mt. St. Mary's	89 73	126	H	LIU Brooklyn	64 74						
				334	H	Wagner	77 60	336	A	St. Francis (NY)	59 43						
				78	A	Sacred Heart	71 34	61	H	Saint Joseph's	54 71						

Non-Div I Games:

Quinnipiac

Loss, Non-Conf, S Site, H Home A Away N Neutral

RACONOR				THROUGH GAMES OF SUNDAY, FEBRUARY 11, 1912						
Average RPI Win:	265	WON-LOST	WINNING	LAST 12	STRENGTH OF	OPP. STRENGTH	TEAM	ADJ.	CONF.	ADJ CONF.
Average RPI Loss:	170	RECORD	PCT. RANK	GAMES	SCHEDULE	OF SCHEDULE	RPI	RPI	RPI	RPI
DIV. I ONLY	11- 10	149	7- 5	266	293	194	194	26	26	
DIV. I NON-CONF.	4- 5	201	0- 0	296	210	214	214	29	29	
TOTALS	RPI 1-25	RPI 26-50	W-L RECORDS	RPI 51-100	RPI 101-150	RPI 150+				
11- 10	0- 0	0- 1	OVERALL	0- 2	1- 2	10- 5				
5- 4	0- 0	0- 0	HOME	0- 1	0- 2	5- 1				
5- 6	0- 0	0- 1	AWAY	0- 1	1- 0	4- 4				
1- 0	0- 0	0- 0	NEUTRAL	0- 0	0- 0	1- 0				
4- 5	0- 0	0- 1	NON-CONFERENCE	0- 2	0- 0	4- 2				
2- 1	0- 0	0- 0	HOME	0- 1	0- 0	2- 0				
1- 4	0- 0	0- 1	AWAY	0- 1	0- 0	1- 2				
1- 0	0- 0	0- 0	NEUTRAL	0- 0	0- 0	1- 0				
7- 5	0- 0	0- 0	CONFERENCE	0- 0	1- 2	6- 3				
3- 3	0- 0	0- 0	HOME	0- 0	0- 2	3- 1				
4- 2	0- 0	0- 0	AWAY	0- 0	1- 0	3- 2				
0- 0	0- 0	0- 0	NEUTRAL	0- 0	0- 0	0- 0				

RPI 1-25				RPI 26-50				RPI 51-100				RPI 101+				Team's RPI: 194	
RPI	S	Opponent	Score	RPI	S	Opponent	Score	RPI	S	Opponent	Score	RPI	S	Opponent	Score		
				47	A	Virginia	43 92	81	A	Wake Forest	67 90	102	H	Liberty	68 76		
								97	H	Davidson	68 81	144	A	High Point	66 61		
												144	H	High Point	65 81		
												208	A	Campbell	64 59		
												208	H	Campbell	80 70		
												209	A	George Washington	59 83		
												212	A	Charleston So.	69 79		
												230	H	Winthrop	64 66		
												256	H	Presbyterian	53 29		
												272	A	Norfolk St.	80 68		
												283	N	Wofford	63 46		
												286	A	Coastal Caro.	56 58		
												286	H	Coastal Caro.	55 43		
												288	A	Longwood	59 73		
												297	H	UNC Greensboro	75 67		
												315	H	S.C. Upstate	85 52		
												322	A	Gardner-Webb	63 50		
												329	A	UNC Asheville	72 62		
LAST 12 Division I GAMES:																	
				286	H	Coastal Caro.	55 43	230	H	Winthrop	64 66						
				208	A	Campbell	64 59	286	A	Coastal Caro.	56 58						
				144	A	High Point	66 61	212	A	Charleston So.	69 79						
				329	A	UNC Asheville	72 62	144	H	High Point	65 81						
				322	A	Gardner-Webb	63 50	208	H	Campbell	80 70						
				256	H	Presbyterian	53 29	102	H	Liberty	68 76						

Non-Div I Games:	East. Mennonite	100	42	Winston-Salem	69	46
------------------	-----------------	-----	----	---------------	----	----

Radford

Loss, Non-Conf, S Site, H Home A Away N Neutral

Rhode Island

Through Games Of Sunday, February 12, 2012

Average RPI Win:	112	WON-LOST	WINNING	LAST 12	STRENGTH OF	OPP. STRENGTH	TEAM	ADJ.	CONF.	ADJ CONF.
Average RPI Loss:	155	RECORD	PCT. RANK	GAMES	SCHEDULE	OF SCHEDULE	RPI	RPI	RPI	RPI
DIV. I ONLY	1- 24	340	0- 12	94	161	316	316	9	9	
DIV. I NON-CONF.	1- 14	335	0- 2	43	289	295	295	8	8	
TOTALS	RPI 1-25	RPI 26-50	W-L RECORDS	RPI 51-100	RPI 101-150	RPI 150+				
1- 24	0- 1	0- 3	OVERALL	0- 3	1- 3	0- 14				
1- 9	0- 0	0- 0	HOME	0- 2	1- 1	0- 6				
0- 13	0- 1	0- 2	AWAY	0- 1	0- 1	0- 8				
0- 2	0- 0	0- 1	NEUTRAL	0- 0	0- 1	0- 0				
1- 14	0- 1	0- 1	NON-CONFERENCE	0- 2	1- 1	0- 9				
1- 4	0- 0	0- 0	HOME	0- 1	1- 0	0- 3				
0- 8	0- 1	0- 0	AWAY	0- 1	0- 0	0- 6				
0- 2	0- 0	0- 1	NEUTRAL	0- 0	0- 1	0- 0				
0- 10	0- 0	0- 2	CONFERENCE	0- 1	0- 2	0- 5				
0- 5	0- 0	0- 0	HOME	0- 1	0- 1	0- 3				
0- 5	0- 0	0- 2	AWAY	0- 0	0- 1	0- 2				
0- 0	0- 0	0- 0	NEUTRAL	0- 0	0- 0	0- 0				

RPI 1-25				RPI 26-50				RPI 51-100				RPI 101+				Team's RPI: 316	
RPI	S	Opponent	Score	RPI	S	Opponent	Score	RPI	S	Opponent	Score	RPI	S	Opponent	Score		
7	A	Delaware	53 89	27	N	James Madison	42 77	62	H	Quinnipiac	67 72	110	A	Charlotte	35 72		
				39	A	Richmond	49 68	72	H	Duquesne	42 63	112	H	Providence	52 43		
				44	A	Dayton	46 97	73	A	Boston U.	44 71	121	N	Fairfield	56 66		
												145	H	La Salle	45 49		
												152	A	Harvard	57 69		
												180	A	Lehigh	56 67		
												186	A	Brown	54 66		
												186	H	Brown	40 53		
												191	H	New Hampshire	33 52		
												204	H	Xavier	57 67		
												206	A	Central Conn. St.	45 50		
												209	H	George Washington	42 63		
												221	A	Fordham	49 69		
												222	A	Bryant	62 75		
												229	H	Massachusetts	39 46		
												252	A	Saint Louis	55 70		
												279	A	Siena	65 73		
												308	H	Maine	58 62		
LAST 12 Division I GAMES:																	
145	H	La Salle	45 49	209	H	George Washington	42 63										
72	H	Duquesne	42 63	221	A	Fordham	49 69										
110	A	Charlotte	35 72	229	H	Massachusetts	39 46										
39	A	Richmond	49 68	44	A	Dayton	46 97										
204	H	Xavier	57 67	186	H	Brown	40 53										
252	A	Saint Louis	55 70	27	N	James Madison	42 77										

Non-Div I Games:

Rhode Island

■ Loss,
■ Non-Conf,
■ S Site,
■ H Home
■ A Away
N Neutral

Average RPI Win:	246	WON-LOST	WINNING	LAST 12	STRENGTH OF	OPP. STRENGTH	TEAM	ADJ.	CONF.	ADJ CONF.
Average RPI Loss:	156	RECORD	PCT. RANK	GAMES	SCHEDULE	OF SCHEDULE	RPI	RPI	RPI	RPI
DIV. I ONLY	12- 12	167	6- 6	277	207	211	211	11	11	
DIV. I NON-CONF.	6- 7	181	0- 1	313	319	255	255	17	17	
TOTALS	RPI 1-25	RPI 26-50	W-L RECORDS	RPI 51-100	RPI 101-150	RPI 150+				
12- 12	0- 0	1- 0	OVERALL	0- 4	0- 1	11- 7				
8- 4	0- 0	1- 0	HOME	0- 2	0- 1	7- 1				
4- 8	0- 0	0- 0	AWAY	0- 2	0- 0	4- 6				
0- 0	0- 0	0- 0	NEUTRAL	0- 0	0- 0	0- 0				
6- 7	0- 0	0- 0	NON-CONFERENCE	0- 2	0- 1	6- 4				
3- 3	0- 0	0- 0	HOME	0- 1	0- 1	3- 1				
3- 4	0- 0	0- 0	AWAY	0- 1	0- 0	3- 3				
0- 0	0- 0	0- 0	NEUTRAL	0- 0	0- 0	0- 0				
6- 5	0- 0	1- 0	CONFERENCE	0- 2	0- 0	5- 3				
5- 1	0- 0	1- 0	HOME	0- 1	0- 0	4- 0				
1- 4	0- 0	0- 0	AWAY	0- 1	0- 0	1- 3				
0- 0	0- 0	0- 0	NEUTRAL	0- 0	0- 0	0- 0				

RPI	S	Opponent	Score	RPI	S	Opponent	Score	RPI	S	Opponent	Score	RPI	S	Opponent	Score	Team's RPI: 211
45	H	Tulane	67 49	55	H	Oregon St.	57 63	141	H	UALR	47 67	155	A	Stephen F. Austin	64 68	
				56	A	Oklahoma St.	60 96	161	A	Lamar	54 61	163	A	UCF	63 65	
				57	H	UTEP	41 45	181	A	Marshall	57 65	190	A	Tulsa	42 69	
				99	A	UAB	45 60	190	H	Tulsa	55 48	198	H	SMU	56 54	
								218	H	Southern Miss.	72 43	241	H	Texas St.	73 66	
								243	H	East Carolina	66 44	250	H	Alcorn St.	74 57	
								276	A	Valparaiso	54 46	291	A	Prairie View	58 61	
								304	A	UTSA	71 46	317	A	Houston	58 50	
								320	H	A&M-Corpus Christi	61 64	326	A	Chicago St.	77 50	
								341	H	Houston Baptist	75 42					
LAST 12 Division I GAMES:																
190	H	Tulsa	55 48	163	A	UCF	63 65									
57	H	UTEP	41 45	190	A	Tulsa	42 69									
181	A	Marshall	57 65	45	H	Tulane	67 49									
317	A	Houston	58 50	198	H	SMU	56 54									
243	H	East Carolina	66 44	99	A	UAB	45 60									
218	H	Southern Miss.	72 43	161	A	Lamar	54 61									

Non-Div I Games:

Rice

■ Loss,
■ Non-Conf,
■ S Site,
■ H Home
■ A Away
N Neutral

Average RPI Win:	169	WON-LOST	WINNING	LAST 12	STRENGTH OF	OPP. STRENGTH	TEAM	ADJ.	CONF.	ADJ CONF.
Average RPI Loss:	47	RECORD	PCT. RANK	GAMES	SCHEDULE	OF SCHEDULE	RPI	RPI	RPI	RPI
DIV. I ONLY	19- 5	26	9- 3	81	100	39	39	9	9	
DIV. I NON-CONF.	12- 2	20	2- 0	50	109	25	25	8	8	
TOTALS	RPI 1-25	RPI 26-50	W-L RECORDS	RPI 51-100	RPI 101-150	RPI 150+				
19- 5	0- 1	1- 2	OVERALL	5- 2	2- 0	11- 0				
10- 2	0- 0	0- 1	HOME	3- 1	2- 0	5- 0				
8- 3	0- 1	0- 1	AWAY	2- 1	0- 0	6- 0				
1- 0	0- 0	1- 0	NEUTRAL	0- 0	0- 0	0- 0				
12- 2	0- 0	1- 1	NON-CONFERENCE	4- 1	1- 0	6- 0				
6- 1	0- 0	0- 1	HOME	2- 0	1- 0	3- 0				
5- 1	0- 0	0- 0	AWAY	2- 1	0- 0	3- 0				
1- 0	0- 0	1- 0	NEUTRAL	0- 0	0- 0	0- 0				
7- 3	0- 1	0- 1	CONFERENCE	1- 1	1- 0	5- 0				
4- 1	0- 0	0- 0	HOME	1- 1	1- 0	2- 0				
3- 2	0- 1	0- 1	AWAY	0- 0	0- 0	3- 0				
0- 0	0- 0	0- 0	NEUTRAL	0- 0	0- 0	0- 0				

RPI 1-25				RPI 26-50				Team's RPI: 39				RPI 51-100				RPI 101+			
RPI	S	Opponent	Score	RPI	S	Opponent	Score	RPI	S	Opponent	Score	RPI	S	Opponent	Score	RPI	S	Opponent	Score
16	A	St. Bonaventure	59 75	27	N	James Madison	74 66	53	H	Temple	55 56	102	H	Liberty	66 54				
				44	A	Dayton	78 81	61	H	Saint Joseph's	78 59	145	H	La Salle	74 70				
				47	H	Virginia	56 69	73	H	Boston U.	72 60	170	A	Old Dominion	78 63				
								75	A	Fla. Gulf Coast	67 81	180	A	Lehigh	71 49				
								79	A	VCU	78 77	188	A	Navy	56 39				
								83	H	Hartford	69 56	209	A	George Washington	63 51				
								86	A	North Carolina St.	72 58	209	H	George Washington	74 57				
												210	H	William & Mary	77 57				
												229	A	Massachusetts	73 54				
												252	A	Saint Louis	63 45				
												296	H	East Tenn. St.	66 39				
												297	H	UNC Greensboro	75 60				
												316	H	Rhode Island	68 49				
LAST 12 Division I GAMES:																			
209	A	George Washington	63 51	16	A	St. Bonaventure	59 75	229	A	Massachusetts	73 54	209	H	George Washington	74 57				
61	H	Saint Joseph's	78 59	53	H	Temple	55 56	180	A	Lehigh	71 49	27	N	James Madison	74 66				
316	H	Rhode Island	68 49																
252	A	Saint Louis	63 45																
44	A	Dayton	78 81																
145	H	La Salle	74 70																

Non-Div I Games:

Richmond

Average RPI Win: 267	WON-LOST	WINNING	LAST 12	STRENGTH OF	OPP. STRENGTH	TEAM	ADJ.	CONF.	ADJ CONF.
Average RPI Loss: 168	RECORD	PCT. RANK	GAMES	SCHEDULE	OF SCHEDULE	RPI	RPI	RPI	RPI
DIV. I ONLY	10- 15	229	1- 11	287	261	261	261	22	22
DIV. I NON-CONF.	8- 3	73	0- 0	301	311	284	284	19	19
TOTALS	RPI 1-25	RPI 26-50	W-L RECORDS	RPI 51-100	RPI 101-150	RPI 150+			
10- 15	0- 1	0- 1	OVERALL	0- 2	0- 1	10- 10			
6- 6	0- 1	0- 0	HOME	0- 1	0- 0	6- 4			
4- 9	0- 0	0- 1	AWAY	0- 1	0- 1	4- 6			
0- 0	0- 0	0- 0	NEUTRAL	0- 0	0- 0	0- 0			
8- 3	0- 1	0- 1	NON-CONFERENCE	0- 0	0- 0	8- 1			
4- 1	0- 1	0- 0	HOME	0- 0	0- 0	4- 0			
4- 2	0- 0	0- 1	AWAY	0- 0	0- 0	4- 1			
0- 0	0- 0	0- 0	NEUTRAL	0- 0	0- 0	0- 0			
2- 12	0- 0	0- 0	CONFERENCE	0- 2	0- 1	2- 9			
2- 5	0- 0	0- 0	HOME	0- 1	0- 0	2- 4			
0- 7	0- 0	0- 0	AWAY	0- 1	0- 1	0- 5			
0- 0	0- 0	0- 0	NEUTRAL	0- 0	0- 0	0- 0			

RPI 1-25				RPI 26-50				RPI 51-100				RPI 101+ Team's RPI: 261			
RPI	S	Opponent	Score	RPI	S	Opponent	Score	RPI	S	Opponent	Score	RPI	S	Opponent	Score
24	H	Princeton	55 75	26	A	Georgetown	51 58	52	A	Marist	54 76	121	A	Fairfield	35 51
								52	H	Marist	56 82	175	A	Loyola Maryland	57 71
												175	H	Loyola Maryland	67 61
												187	A	Manhattan	45 59
												187	H	Manhattan	36 57
												196	A	Canisius	54 60
												196	H	Canisius	58 61
												205	A	Mt. St. Mary's	53 44
												207	H	Fairleigh Dickinson	69 68
												231	A	Penn	57 66
												232	A	Iona	50 64
												237	A	Binghamton	66 56
												239	A	Niagara	53 69
												239	H	Niagara	60 53
												279	H	Siena	56 67
												306	H	Lafayette	64 56
												309	H	Stony Brook	53 41
												319	A	NJIT	60 50
												324	H	Saint Peter's	54 65
												336	A	St. Francis (NY)	68 48
												337	H	Bucknell	63 43
LAST 12 Division I GAMES:															
187	H	Manhattan	36 57	279	H	Siena	56 67								
196	H	Canisius	58 61	52	A	Marist	54 76								
175	A	Loyola Maryland	57 71	324	H	Saint Peter's	54 65								
121	A	Fairfield	35 51	232	A	Iona	50 64								
196	A	Canisius	54 60	175	H	Loyola Maryland	67 61								
239	A	Niagara	53 69	52	H	Marist	56 82								

Non-Div I Games:

Rider

■ Loss,
 ■ Non-Conf,
 S Site,
 ■ Home
 ■ Away
 N Neutral

Average RPI Win:	211	WON-LOST	WINNING	LAST 12	STRENGTH OF	OPP. STRENGTH	TEAM	ADJ.	CONF.	ADJ CONF.
Average RPI Loss:	185	RECORD	PCT. RANK	GAMES	SCHEDULE	OF SCHEDULE	RPI	RPI	RPI	RPI
DIV. I ONLY	13- 11	140	5- 7	234	258	189	189	19	19	
DIV. I NON-CONF.	6- 5	140	0- 1	285	268	216	216	26	26	
TOTALS	RPI 1-25	RPI 26-50	W-L RECORDS	RPI 51-100	RPI 101-150	RPI 150+				
13- 11	0- 0	0- 0	OVERALL	0- 3	2- 1	11- 7				
8- 4	0- 0	0- 0	HOME	0- 2	2- 1	6- 1				
3- 7	0- 0	0- 0	AWAY	0- 1	0- 0	3- 6				
2- 0	0- 0	0- 0	NEUTRAL	0- 0	0- 0	2- 0				
6- 5	0- 0	0- 0	NON-CONFERENCE	0- 1	1- 1	5- 3				
4- 1	0- 0	0- 0	HOME	0- 0	1- 1	3- 0				
0- 4	0- 0	0- 0	AWAY	0- 1	0- 0	0- 3				
2- 0	0- 0	0- 0	NEUTRAL	0- 0	0- 0	2- 0				
7- 6	0- 0	0- 0	CONFERENCE	0- 2	1- 0	6- 4				
4- 3	0- 0	0- 0	HOME	0- 2	1- 0	3- 1				
3- 3	0- 0	0- 0	AWAY	0- 0	0- 0	3- 3				
0- 0	0- 0	0- 0	NEUTRAL	0- 0	0- 0	0- 0				

RPI	S	Opponent	Score	RPI	S	Opponent	Score	RPI	S	Opponent	Score	RPI	S	Opponent	Score	Team's RPI: 189
62	H	Quinnipiac	74	82	113	H	Miami (OH)	50	61	126	H	LIU Brooklyn	63	57		
72	A	Duquesne	63	66	138	H	Coppin St.	62	47	158	H	Saint Francis (PA)	77	65		
78	H	Sacred Heart	64	71	159	H	Central Mich.	64	55	174	A	Monmouth	66	75		
					174	H	Monmouth	57	54	180	A	Lehigh	54	68		
					197	H	Akron	85	78	197	H	Akron	85	78		
					202	N	Elon	69	65	202	N	Elon	69	65		
					205	A	Mt. St. Mary's	75	80	205	A	Mt. St. Mary's	75	80		
					206	A	Central Conn. St.	86	72	206	A	Central Conn. St.	86	72		
					207	A	Fairleigh Dickinson	73	49	207	A	Fairleigh Dickinson	73	49		
					207	H	Fairleigh Dickinson	79	50	207	H	Fairleigh Dickinson	79	50		
					222	A	Bryant	71	75	222	A	Bryant	71	75		
					289	A	Morehead St.	69	75	289	A	Morehead St.	69	75		
					299	H	Kent St.	78	44	299	H	Kent St.	78	44		
					309	A	Stony Brook	40	42	309	A	Stony Brook	40	42		
					332	N	Delaware St.	75	67	332	N	Delaware St.	75	67		
					334	A	Wagner	55	38	334	A	Wagner	55	38		
					336	H	St. Francis (NY)	62	70	336	H	St. Francis (NY)	62	70		
LAST 12 Division I GAMES:																
158	H	Saint Francis (PA)	77	65	174	A	Monmouth	66	75							
205	A	Mt. St. Mary's	75	80	62	H	Quinnipiac	74	82							
334	A	Wagner	55	38	78	H	Sacred Heart	64	71							
126	H	LIU Brooklyn	63	57	222	A	Bryant	71	75							
336	H	St. Francis (NY)	62	70	206	A	Central Conn. St.	86	72							
207	A	Fairleigh Dickinson	73	49	113	H	Miami (OH)	50	61							

Non-Div I Games:

Robert Morris

REGULAR SEASON				THROUGH GAMES OF SUNDAY, FEBRUARY 11, 1911						
Average RPI Win:	111	WON-LOST	WINNING	LAST 12	STRENGTH OF	OPP. STRENGTH	TEAM	ADJ.	CONF.	ADJ CONF.
Average RPI Loss:	15	RECORD	PCT. RANK	GAMES	SCHEDULE	OF SCHEDULE	RPI	RPI	RPI	RPI
DIV. I ONLY		17- 7	60	7- 5	10	5	13	13	2	2
DIV. I NON-CONF.		11- 2	24	1- 0	30	11	28	28	1	1
<hr/>										
TOTALS	RPI 1-25		RPI 26-50		W-L RECORDS		RPI 51-100		RPI 101-150	RPI 150+
17- 7	3- 4		2- 3		OVERALL		4- 0		2- 0	6- 0
10- 3	2- 2		1- 1		HOME		2- 0		1- 0	4- 0
4- 4	0- 2		0- 2		AWAY		1- 0		1- 0	2- 0
3- 0	1- 0		1- 0		NEUTRAL		1- 0		0- 0	0- 0
11- 2	1- 2		2- 0		NON-CONFERENCE		2- 0		1- 0	5- 0
6- 1	0- 1		1- 0		HOME		1- 0		0- 0	4- 0
2- 1	0- 1		0- 0		AWAY		0- 0		1- 0	1- 0
3- 0	1- 0		1- 0		NEUTRAL		1- 0		0- 0	0- 0
6- 5	2- 2		0- 3		CONFERENCE		2- 0		1- 0	1- 0
4- 2	2- 1		0- 1		HOME		1- 0		1- 0	0- 0
2- 3	0- 1		0- 2		AWAY		1- 0		0- 0	1- 0
0- 0	0- 0		0- 0		NEUTRAL		0- 0		0- 0	0- 0

RPI	S	Opponent	Score	RPI	S	Opponent	Score	RPI	S	Opponent	Score	RPI	S	Opponent	Score
2	A	Connecticut	34 66	26	A	Georgetown	36 54	53	H	Temple	71 50	103	H	Syracuse	55 44
4	H	Tennessee	61 67	29	A	St. John's (NY)	57 62	59	N	Arizona St.	59 52	145	A	La Salle	61 48
5	H	Notre Dame	41 71	29	H	St. John's (NY)	52 61	87	H	Cincinnati	58 47	171	A	Pittsburgh	63 39
11	A	Miami (FL)	81 92	37	N	Florida	63 49	96	A	South Fla.	72 66	180	H	Lehigh	68 40
17	N	Georgia Tech	59 40	41	H	California	73 70					199	H	Boston College	74 58
18	H	DePaul	65 64									209	A	George Washington	75 54
19	H	Louisville	71 68									221	H	Fordham	68 48
												232	H	Iona	62 29
LAST 12 Division I GAMES:															
29	H	St. John's (NY)	52 61	29	A	St. John's (NY)	57 62								
2	A	Connecticut	34 66	19	H	Louisville	71 68								
5	H	Notre Dame	41 71	171	A	Pittsburgh	63 39								
26	A	Georgetown	36 54	87	H	Cincinnati	58 47								
18	H	DePaul	65 64	103	H	Syracuse	55 44								
96	A	South Fla.	72 66	209	A	George Washington	75 54								

Non-Div I Games:

Rutgers

■ Loss,
■ Non-Conf,
■ S Site,
■ H Home
■ A Away
N Neutral

Average RPI Win:	299	WON-LOST	WINNING	LAST 12	STRENGTH OF	OPP. STRENGTH	TEAM	ADJ.	CONF.	ADJ CONF.
Average RPI Loss:	198	RECORD	PCT. RANK	GAMES	SCHEDULE	OF SCHEDULE	RPI	RPI	RPI	RPI
DIV. I ONLY	7- 17	274	6- 6	310	304	315	315	30	30	
DIV. I NON-CONF.	1- 9	323	0- 0	194	217	264	264	28	28	
TOTALS	RPI 1-25	RPI 26-50	W-L RECORDS	RPI 51-100	RPI 101-150	RPI 150+				
7- 17	0- 2	0- 0	OVERALL	0- 2	0- 2	7- 11				
5- 5	0- 0	0- 0	HOME	0- 0	0- 0	5- 5				
2- 12	0- 2	0- 0	AWAY	0- 2	0- 2	2- 6				
0- 0	0- 0	0- 0	NEUTRAL	0- 0	0- 0	0- 0				
1- 9	0- 2	0- 0	NON-CONFERENCE	0- 1	0- 1	1- 5				
0- 3	0- 0	0- 0	HOME	0- 0	0- 0	0- 3				
1- 6	0- 2	0- 0	AWAY	0- 1	0- 1	1- 2				
0- 0	0- 0	0- 0	NEUTRAL	0- 0	0- 0	0- 0				
6- 8	0- 0	0- 0	CONFERENCE	0- 1	0- 1	6- 6				
5- 2	0- 0	0- 0	HOME	0- 0	0- 0	5- 2				
1- 6	0- 0	0- 0	AWAY	0- 1	0- 1	1- 4				
0- 0	0- 0	0- 0	NEUTRAL	0- 0	0- 0	0- 0				

RPI 1-25				RPI 26-50				RPI 51-100				RPI 101+ Team's RPI: 315			
RPI	S	Opponent	Score	RPI	S	Opponent	Score	RPI	S	Opponent	Score	RPI	S	Opponent	Score
8	A	Duke	35 93					75	A	Fla. Gulf Coast	53 77	111	A	Auburn	34 75
25	A	Vanderbilt	42 88					91	A	North Carolina	34 91	130	A	Stetson	54 69
												194	A	Radford	52 85
												249	H	Western Caro.	58 63
												253	H	Belmont	61 51
												255	A	Kennesaw St.	45 54
												255	H	Kennesaw St.	63 74
												256	H	Presbyterian	64 72
												270	A	Jacksonville	72 80
												270	H	Jacksonville	64 74
												272	H	Norfolk St.	81 94
												282	A	North Florida	58 57
												282	H	North Florida	71 65
												286	A	Coastal Caro.	56 61
												296	A	East Tenn. St.	64 67
												296	H	East Tenn. St.	74 68
												321	A	Mercer	71 87
												321	H	Mercer	77 56
												329	A	UNC Asheville	73 66
												330	H	Lipscomb	73 66
LAST 12 Division I GAMES:															
270	H	Jacksonville	64 74	330	H	Lipscomb	73 66								
282	H	North Florida	71 65	282	A	North Florida	58 57								
321	A	Mercer	71 87	270	A	Jacksonville	72 80								
255	A	Kennesaw St.	45 54	321	H	Mercer	77 56								
296	H	East Tenn. St.	74 68	255	H	Kennesaw St.	63 74								
253	H	Belmont	61 51	296	A	East Tenn. St.	64 67								

Non-Div I Games: North Greenville 57 **75**

S.C. Upstate

■ Loss,
 ■ Non-Conf,
 ■ S Site,
 ■ Home
 ■ A Away
 N Neutral

Average RPI Win:	271	WON-LOST	WINNING	LAST 12	STRENGTH OF	OPP. STRENGTH	TEAM	ADJ.	CONF.	ADJ CONF.
Average RPI Loss:	154	RECORD	PCT. RANK	GAMES	SCHEDULE	OF SCHEDULE	RPI	RPI	RPI	RPI
DIV. I ONLY	14- 9	106	8- 4	317	272	195	195	31	31	
DIV. I NON-CONF.	6- 5	140	0- 0	258	87	151	151	30	30	
TOTALS	RPI 1-25	RPI 26-50	W-L RECORDS	RPI 51-100	RPI 101-150	RPI 150+				
14- 9	0- 2	0- 0	OVERALL	0- 0	1- 3	13- 4				
7- 4	0- 0	0- 0	HOME	0- 0	1- 1	6- 3				
6- 4	0- 1	0- 0	AWAY	0- 0	0- 2	6- 1				
1- 1	0- 1	0- 0	NEUTRAL	0- 0	0- 0	1- 0				
6- 5	0- 2	0- 0	NON-CONFERENCE	0- 0	1- 1	5- 2				
3- 1	0- 0	0- 0	HOME	0- 0	1- 0	2- 1				
2- 3	0- 1	0- 0	AWAY	0- 0	0- 1	2- 1				
1- 1	0- 1	0- 0	NEUTRAL	0- 0	0- 0	1- 0				
8- 4	0- 0	0- 0	CONFERENCE	0- 0	0- 2	8- 2				
4- 3	0- 0	0- 0	HOME	0- 0	0- 1	4- 2				
4- 1	0- 0	0- 0	AWAY	0- 0	0- 1	4- 0				
0- 0	0- 0	0- 0	NEUTRAL	0- 0	0- 0	0- 0				

RPI 1-25				RPI 26-50				RPI 51-100				RPI 101+ Team's RPI: 195			
RPI	S	Opponent	Score	RPI	S	Opponent	Score	RPI	S	Opponent	Score	RPI	S	Opponent	Score
17	N	Georgia Tech	38 80									104	H	Eastern Ill.	70 73
18	A	DePaul	65 75									116	A	Pacific	68 78
												120	A	UT Martin	59 91
												142	H	Ill.-Chicago	63 57
												154	H	Bradley	60 66
												213	N	Georgia St.	63 49
												251	A	Tennessee Tech	64 62
												251	H	Tennessee Tech	62 54
												258	H	Ball St.	68 56
												260	A	Southern Ill.	70 60
												265	H	Eastern Ky.	64 53
												276	H	Valparaiso	67 64
												278	A	Sacramento St.	66 80
												285	A	Tennessee St.	60 50
												287	A	IPFW	72 57
												289	H	Morehead St.	70 73
												294	H	Murray St.	59 67
												301	H	Austin Peay	72 61
												323	A	Southeast Mo. St.	58 43
												340	A	Jacksonville St.	78 57
												340	H	Jacksonville St.	79 39
LAST 12 Division I GAMES:															
289	H	Morehead St.	70 73	323	A	Southeast Mo. St.	58 43								
265	H	Eastern Ky.	64 53	285	A	Tennessee St.	60 50								
251	A	Tennessee Tech	64 62	104	H	Eastern Ill.	70 73								
340	A	Jacksonville St.	78 57	120	A	UT Martin	59 91								
301	H	Austin Peay	72 61	251	H	Tennessee Tech	62 54								
294	H	Murray St.	59 67	340	H	Jacksonville St.	79 39								

Non-Div I Games:

SIU Edwardsville

■ Loss,
 ■ Non-Conf,
 ■ S Site,
 ■ Home
 ■ A Away
 N Neutral

Average RPI Win: 252		WON-LOST	WINNING	LAST 12	STRENGTH OF	OPP. STRENGTH	TEAM	ADJ.	CONF.	ADJ CONF.
Average RPI Loss: 117		RECORD	PCT. RANK	GAMES	SCHEDULE	OF SCHEDULE	RPI	RPI	RPI	RPI
DIV. I ONLY		12- 12	167	5- 7	186	180	198	198	11	11
DIV. I NON-CONF.		7- 6	154	0- 1	155	279	188	188	17	17
TOTALS	RPI 1-25	RPI 26-50		W-L RECORDS		RPI 51-100	RPI 101-150	RPI 150+		
12- 12	0- 0	0- 2		OVERALL		0- 5	1- 0	11- 5		
8- 7	0- 0	0- 0		HOME		0- 4	0- 0	8- 3		
4- 5	0- 0	0- 2		AWAY		0- 1	1- 0	3- 2		
0- 0	0- 0	0- 0		NEUTRAL		0- 0	0- 0	0- 0		
7- 6	0- 0	0- 1		NON-CONFERENCE		0- 3	1- 0	6- 2		
6- 3	0- 0	0- 0		HOME		0- 2	0- 0	6- 1		
1- 3	0- 0	0- 1		AWAY		0- 1	1- 0	0- 1		
0- 0	0- 0	0- 0		NEUTRAL		0- 0	0- 0	0- 0		
5- 6	0- 0	0- 1		CONFERENCE		0- 2	0- 0	5- 3		
2- 4	0- 0	0- 0		HOME		0- 2	0- 0	2- 2		
3- 2	0- 0	0- 1		AWAY		0- 0	0- 0	3- 1		
0- 0	0- 0	0- 0		NEUTRAL		0- 0	0- 0	0- 0		

RPI 1-25				RPI 26-50				RPI 51-100				RPI 101+				Team's RPI: 198	
RPI	S	Opponent	Score	RPI	S	Opponent	Score	RPI	S	Opponent	Score	RPI	S	Opponent	Score		
				35	A	Kansas	52 75	57	H	UTEP	53 64	141	A	UALR	69 60		
				45	A	Tulane	63 75	63	H	Fresno St.	67 88	155	H	Stephen F. Austin	60 66		
								81	H	Wake Forest	53 65	163	A	UCF	60 48		
								88	A	Wichita St.	43 63	165	A	North Texas	46 50		
								94	H	Memphis	55 60	181	A	Marshall	55 53		
												185	H	TCU	47 38		
												190	H	Tulsa	39 42		
												211	A	Rice	54 56		
												218	H	Southern Miss.	67 74		
												243	H	East Carolina	68 44		
												250	H	Alcorn St.	76 54		
												268	H	Cal St. Fullerton	75 63		
												304	H	UTSA	69 65		
												317	A	Houston	63 50		
												317	H	Houston	76 61		
												320	H	A&M-Corpus Christi	73 64		
												331	H	Northwestern St.	67 41		
LAST 12 Division I GAMES:																	
				218	H	Southern Miss.	67 74	243	H	East Carolina	68 44						
				94	H	Memphis	55 60	181	A	Marshall	55 53						
				45	A	Tulane	63 75	317	H	Houston	76 61						
				317	A	Houston	63 50	211	A	Rice	54 56						
				190	H	Tulsa	39 42	57	H	UTEP	53 64						
				163	A	UCF	60 48	155	H	Stephen F. Austin	60 66						

Non-Div I Games:

SMU

Loss, Non-Conf, S Site, H Home A Away N Neutral

Sacramento St.

Through Games Of Sunday, February 12, 2012

Average RPI Win:	244	WON-LOST	WINNING	LAST 12	STRENGTH OF	OPP. STRENGTH	TEAM	ADJ.	CONF.	ADJ CONF.
Average RPI Loss:	162	RECORD	PCT. RANK	GAMES	SCHEDULE	OF SCHEDULE	RPI	RPI	RPI	RPI
DIV. I ONLY	8- 17	264	3- 9	254	175	278	278	16	16	
DIV. I NON-CONF.	4- 8	241	0- 0	234	219	277	277	12	12	
TOTALS	RPI 1-25	RPI 26-50	W-L RECORDS	RPI 51-100	RPI 101-150	RPI 150+				
8- 17	0- 1	0- 1	OVERALL	0- 1	2- 6	6- 8				
6- 6	0- 0	0- 0	HOME	0- 0	1- 3	5- 3				
2- 11	0- 1	0- 1	AWAY	0- 1	1- 3	1- 5				
0- 0	0- 0	0- 0	NEUTRAL	0- 0	0- 0	0- 0				
4- 8	0- 1	0- 1	NON-CONFERENCE	0- 0	1- 1	3- 5				
4- 2	0- 0	0- 0	HOME	0- 0	1- 0	3- 2				
0- 6	0- 1	0- 1	AWAY	0- 0	0- 1	0- 3				
0- 0	0- 0	0- 0	NEUTRAL	0- 0	0- 0	0- 0				
4- 9	0- 0	0- 0	CONFERENCE	0- 1	1- 5	3- 3				
2- 4	0- 0	0- 0	HOME	0- 0	0- 3	2- 1				
2- 5	0- 0	0- 0	AWAY	0- 1	1- 2	1- 2				
0- 0	0- 0	0- 0	NEUTRAL	0- 0	0- 0	0- 0				

RPI 1-25				RPI 26-50				RPI 51-100				RPI 101+				Team's RPI: 278	
RPI	S	Opponent	Score	RPI	S	Opponent	Score	RPI	S	Opponent	Score	RPI	S	Opponent	Score		
15	A	Oklahoma	55 117	41	A	California	61 85	64	A	Idaho St.	57 78	104	H	Eastern Ill.	89 85		
												125	A	Eastern Wash.	62 78		
												125	H	Eastern Wash.	84 90		
												128	A	UC Davis	57 68		
												134	A	Montana St.	77 76		
												134	H	Montana St.	71 76		
												146	A	Northern Colo.	58 68		
												146	H	Northern Colo.	56 64		
												169	A	Montana	54 79		
												169	H	Montana	79 88		
												192	H	Santa Clara	76 96		
												195	H	SIU Edwardsville	80 66		
												219	A	UC Irvine	75 81		
												257	A	Loyola Marymount	73 86		
												263	H	Long Beach St.	74 67		
												268	H	Cal St. Fullerton	64 81		
												274	A	San Francisco	71 86		
												277	A	Northern Ariz.	56 94		
												277	H	Northern Ariz.	91 85		
												307	H	CSU Bakersfield	87 84		
												335	A	Weber St.	83 68		
												335	H	Weber St.	78 60		
LAST 12 Division I GAMES:																	
				134	A	Montana St.	77 76					169	H	Montana	79 88		
				169	A	Montana	54 79					134	H	Montana St.	71 76		
				125	H	Eastern Wash.	84 90					64	A	Idaho St.	57 78		
				146	H	Northern Colo.	56 64					125	A	Eastern Wash.	62 78		
				277	A	Northern Ariz.	56 94					146	A	Northern Colo.	58 68		
				335	A	Weber St.	83 68					335	H	Weber St.	78 60		

Non-Div I Games: Fresno Pacific 98 87

Sacramento St.

■ Loss,
 ■ Non-Conf,
 ■ S Site,
 ■ Home
 ■ A Away
 N Neutral

Sacred Heart

Through Games Of Sunday, February 12, 2012

Average RPI Win:	232	WON-LOST	WINNING	LAST 12	STRENGTH OF	OPP. STRENGTH	TEAM	ADJ.	CONF.	ADJ CONF.
Average RPI Loss:	101	RECORD	PCT. RANK	GAMES	SCHEDULE	OF SCHEDULE	RPI	RPI	RPI	RPI
DIV. I ONLY	18- 6	39	9- 3	206	234	78	78	19	19	
DIV. I NON-CONF.	7- 4	98	0- 1	278	239	106	106	26	26	
TOTALS	RPI 1-25	RPI 26-50	W-L RECORDS	RPI 51-100	RPI 101-150	RPI 150+				
18- 6	0- 1	0- 0	OVERALL	1- 2	1- 1	16- 2				
10- 1	0- 0	0- 0	HOME	0- 1	1- 0	9- 0				
8- 5	0- 1	0- 0	AWAY	1- 1	0- 1	7- 2				
0- 0	0- 0	0- 0	NEUTRAL	0- 0	0- 0	0- 0				
7- 4	0- 1	0- 0	NON-CONFERENCE	0- 1	0- 1	7- 1				
4- 0	0- 0	0- 0	HOME	0- 0	0- 0	4- 0				
3- 4	0- 1	0- 0	AWAY	0- 1	0- 1	3- 1				
0- 0	0- 0	0- 0	NEUTRAL	0- 0	0- 0	0- 0				
11- 2	0- 0	0- 0	CONFERENCE	1- 1	1- 0	9- 1				
6- 1	0- 0	0- 0	HOME	0- 1	1- 0	5- 0				
5- 1	0- 0	0- 0	AWAY	1- 0	0- 0	4- 1				
0- 0	0- 0	0- 0	NEUTRAL	0- 0	0- 0	0- 0				

RPI 1-25				RPI 26-50				RPI 51-100 Team's RPI: 78				RPI 101+			
RPI	S	Opponent	Score	RPI	S	Opponent	Score	RPI	S	Opponent	Score	RPI	S	Opponent	Score
16	A	St. Bonaventure	63 67					61	A	Saint Joseph's	54 63	106	A	Albany (NY)	54 64
								62	A	Quinnipiac	74 65	126	H	LIU Brooklyn	74 59
								62	H	Quinnipiac	34 71	158	A	Saint Francis (PA)	85 56
												172	H	Cal Poly	89 69
												174	A	Monmouth	50 70
												180	H	Lehigh	68 51
												187	A	Manhattan	50 62
												189	A	Robert Morris	71 64
												205	H	Mt. St. Mary's	72 54
												206	A	Central Conn. St.	53 40
												206	H	Central Conn. St.	63 57
												207	A	Fairleigh Dickinson	62 47
												222	H	Bryant	79 64
												279	A	Siena	62 45
												309	H	Stony Brook	55 33
												314	A	Colgate	78 51
												324	A	Saint Peter's	80 55
												334	H	Wagner	67 57
												336	H	St. Francis (NY)	62 33
												339	H	Columbia	60 42
LAST 12 Division I GAMES:															
222	H	Bryant	79 64	206	H	Central Conn. St.	63 57								
174	A	Monmouth	50 70	158	A	Saint Francis (PA)	85 56								
207	A	Fairleigh Dickinson	62 47	189	A	Robert Morris	71 64								
334	H	Wagner	67 57	336	H	St. Francis (NY)	62 33								
205	H	Mt. St. Mary's	72 54	126	H	LIU Brooklyn	74 59								
62	H	Quinnipiac	34 71	16	A	St. Bonaventure	63 67								

Non-Div I Games:

Sacred Heart

■ Loss,
 ■ Non-Conf,
 ■ S Site,
 ■ Home
 ■ A Away
 N Neutral

Saint Francis (PA)

Through Games Of Sunday, February 12, 2012

Average RPI Win:	224	WON-LOST	WINNING	LAST 12	STRENGTH OF	OPP. STRENGTH	TEAM	ADJ.	CONF.	ADJ CONF.
Average RPI Loss:	125	RECORD	PCT. RANK	GAMES	SCHEDULE	OF SCHEDULE	RPI	RPI	RPI	RPI
DIV. I ONLY	11- 13	201	6- 6	129	189	158	158	19	19	
DIV. I NON-CONF.	3- 8	269	0- 1	122	91	142	142	26	26	
TOTALS	RPI 1-25	RPI 26-50	W-L RECORDS	RPI 51-100	RPI 101-150	RPI 150+				
11- 13	0- 0	0- 1	OVERALL	0- 5	2- 2	9- 5				
5- 4	0- 0	0- 0	HOME	0- 4	1- 0	4- 0				
6- 8	0- 0	0- 1	AWAY	0- 1	1- 2	5- 4				
0- 1	0- 0	0- 0	NEUTRAL	0- 0	0- 0	0- 1				
3- 8	0- 0	0- 1	NON-CONFERENCE	0- 3	1- 2	2- 2				
1- 2	0- 0	0- 0	HOME	0- 2	0- 0	1- 0				
2- 5	0- 0	0- 1	AWAY	0- 1	1- 2	1- 1				
0- 1	0- 0	0- 0	NEUTRAL	0- 0	0- 0	0- 1				
8- 5	0- 0	0- 0	CONFERENCE	0- 2	1- 0	7- 3				
4- 2	0- 0	0- 0	HOME	0- 2	1- 0	3- 0				
4- 3	0- 0	0- 0	AWAY	0- 0	0- 0	4- 3				
0- 0	0- 0	0- 0	NEUTRAL	0- 0	0- 0	0- 0				

RPI S	Opponent	Score	RPI S	Opponent	Score	RPI S	Opponent	Score	RPI S	Opponent	Score	Team's RPI: 158
34	A Gonzaga	50 92	61	A Saint Joseph's	53 83	103	A Syracuse	45 88				
			62	H Quinnipiac	73 85	126	H LIU Brooklyn	67 59				
			71	H Towson	53 59	138	A Coppin St.	69 67				
			72	H Duquesne	70 74	140	A Seattle	70 74				
			78	H Sacred Heart	56 85	171	A Pittsburgh	50 78				
						174	A Monmouth	45 66				
						174	H Monmouth	82 69				
						189	A Robert Morris	65 77				
						197	A Akron	80 79				
						205	A Mt. St. Mary's	59 51				
						206	A Central Conn. St.	57 47				
						207	A Fairleigh Dickinson	60 58				
						207	H Fairleigh Dickinson	69 56				
						222	A Bryant	52 57				
						252	N Saint Louis	63 66				
						334	A Wagner	85 68				
						336	H St. Francis (NY)	60 51				
						337	H Bucknell	70 53				
LAST 12 Division I GAMES:												
189	A Robert Morris	65 77	207	A Fairleigh Dickinson	60 58							
334	A Wagner	85 68	78	H Sacred Heart	56 85							
205	A Mt. St. Mary's	59 51	62	H Quinnipiac	73 85							
336	H St. Francis (NY)	60 51	206	A Central Conn. St.	57 47							
126	H LIU Brooklyn	67 59	222	A Bryant	52 57							
174	A Monmouth	45 66	34	A Gonzaga	50 92							

Non-Div I Games:

Saint Francis (PA)

■ Loss,
 ■ Non-Conf,
 ■ S Site,
 ■ Home
 ■ A Away
 N Neutral

Saint Joseph's

Through Games Of Sunday, February 12, 2012

Average RPI Win:	174	WON-LOST	WINNING	LAST 12	STRENGTH OF	OPP. STRENGTH	TEAM	ADJ.	CONF.	ADJ CONF.
Average RPI Loss:	60	RECORD	PCT. RANK	GAMES	SCHEDULE	OF SCHEDULE	RPI	RPI	RPI	RPI
DIV. I ONLY	16- 8	83	8- 4	90	78	61	61	9	9	
DIV. I NON-CONF.	10- 4	81	2- 0	104	45	68	68	8	8	
TOTALS	RPI 1-25	RPI 26-50	W-L RECORDS	RPI 51-100	RPI 101-150	RPI 150+				
16- 8	0- 4	1- 2	OVERALL	4- 1	1- 0	10- 1				
10- 2	0- 0	1- 1	HOME	3- 1	0- 0	6- 0				
5- 6	0- 4	0- 1	AWAY	1- 0	1- 0	3- 1				
1- 0	0- 0	0- 0	NEUTRAL	0- 0	0- 0	1- 0				
10- 4	0- 3	1- 0	NON-CONFERENCE	3- 0	0- 0	6- 1				
7- 0	0- 0	1- 0	HOME	2- 0	0- 0	4- 0				
2- 4	0- 3	0- 0	AWAY	1- 0	0- 0	1- 1				
1- 0	0- 0	0- 0	NEUTRAL	0- 0	0- 0	1- 0				
6- 4	0- 1	0- 2	CONFERENCE	1- 1	1- 0	4- 0				
3- 2	0- 0	0- 1	HOME	1- 1	0- 0	2- 0				
3- 2	0- 1	0- 1	AWAY	0- 0	1- 0	2- 0				
0- 0	0- 0	0- 0	NEUTRAL	0- 0	0- 0	0- 0				

RPI	S	Opponent	Score	RPI	S	Opponent	Score	RPI	S	Opponent	Score	RPI	S	Opponent	Score
12	A	Maryland	71 94	39	A	Richmond	59 78	53	H	Temple	70 80	145	A	La Salle	57 53
16	A	St. Bonaventure	61 68	44	H	Dayton	51 65	62	A	Quinnipiac	71 54	158	H	Saint Francis (PA)	83 53
20	A	Villanova	46 52	49	H	UCLA	64 60	72	H	Duquesne	72 51	180	H	Lehigh	66 48
24	A	Princeton	62 79					78	H	Sacred Heart	63 54	199	H	Boston College	74 57
								92	H	Drexel	59 50	204	A	Xavier	70 67
												221	H	Fordham	57 46
												229	A	Massachusetts	86 58
												231	H	Penn	42 34
												252	H	Saint Louis	69 50
												269	A	Vermont	67 80
												300	N	Dartmouth	85 48
												306	A	Lafayette	65 57
LAST 12 Division I GAMES:															
252	H	Saint Louis	69 50	204	A	Xavier	70 67	221	H	Fordham	57 46				
145	A	La Salle	57 53	231	H	Penn	42 34	44	H	Dayton	51 65				
39	A	Richmond	59 78	229	A	Massachusetts	86 58	62	A	Quinnipiac	71 54				
53	H	Temple	70 80												
72	H	Duquesne	72 51												
16	A	St. Bonaventure	61 68												

Non-Div I Games:

Saint Joseph's

■ Loss,
 ■ Non-Conf,
 ■ S Site,
 ■ H Home
 ■ A Away
 N Neutral

Saint Louis

Through Games Of Sunday, February 12, 2012

Average RPI Win: 220	WON-LOST	WINNING	LAST 12	STRENGTH OF	OPP. STRENGTH	TEAM	ADJ.	CONF.	ADJ CONF.
Average RPI Loss: 124	RECORD	PCT. RANK	GAMES	SCHEDULE	OF SCHEDULE	RPI	RPI	RPI	RPI
DIV. I ONLY	6- 17	288	3- 8	116	122	252	252	9	9
DIV. I NON-CONF.	4- 9	256	1- 0	151	259	275	275	8	8
TOTALS	RPI 1-25	RPI 26-50	W-L RECORDS	RPI 51-100	RPI 101-150	RPI 150+			
6- 17	0- 1	0- 1	OVERALL	1- 4	0- 6	5- 5			
4- 7	0- 0	0- 1	HOME	1- 1	0- 3	3- 2			
1- 9	0- 1	0- 0	AWAY	0- 2	0- 3	1- 3			
1- 1	0- 0	0- 0	NEUTRAL	0- 1	0- 0	1- 0			
4- 9	0- 0	0- 0	NON-CONFERENCE	0- 2	0- 4	4- 3			
2- 4	0- 0	0- 0	HOME	0- 0	0- 2	2- 2			
1- 4	0- 0	0- 0	AWAY	0- 1	0- 2	1- 1			
1- 1	0- 0	0- 0	NEUTRAL	0- 1	0- 0	1- 0			
2- 8	0- 1	0- 1	CONFERENCE	1- 2	0- 2	1- 2			
2- 3	0- 0	0- 1	HOME	1- 1	0- 1	1- 0			
0- 5	0- 1	0- 0	AWAY	0- 1	0- 1	0- 2			
0- 0	0- 0	0- 0	NEUTRAL	0- 0	0- 0	0- 0			

RPI 1-25				RPI 26-50				RPI 51-100				RPI 101+ Team's RPI: 252			
RPI	S	Opponent	Score	RPI	S	Opponent	Score	RPI	S	Opponent	Score	RPI	S	Opponent	Score
16	A	St. Bonaventure	52 64	39	H	Richmond	45 63	53	H	Temple	50 66	110	A	Charlotte	52 61
								61	A	Saint Joseph's	50 69	114	H	Missouri	56 68
								70	N	Eastern Mich.	55 66	120	H	UT Martin	55 70
								72	H	Duquesne	56 55	133	A	Wisconsin	46 48
								94	A	Memphis	60 63	142	A	Ill.-Chicago	60 68
												145	H	La Salle	52 53
												153	H	UMKC	67 70
												156	A	Fla. Atlantic	70 63
												157	H	Drake	60 62
												158	N	Saint Francis (PA)	66 63
												204	A	Xavier	57 67
												209	A	George Washington	58 68
												294	A	Murray St.	64 78
												294	H	Murray St.	59 49
												316	H	Rhode Island	70 55
												323	H	Southeast Mo. St.	54 45
LAST 12 Division I GAMES:															
61	A	Saint Joseph's	50 69	316	H	Rhode Island	70 55	16	A	St. Bonaventure	52 64	110	A	Charlotte	52 61
53	H	Temple	50 66	158	N	Saint Francis (PA)	66 63	70	N	Eastern Mich.	55 66	145	H	La Salle	52 53
72	H	Duquesne	56 55	70	N	Eastern Mich.	55 66	110	A	Charlotte	52 61	156	A	Fla. Atlantic	70 63
204	A	Xavier	57 67	158	N	Saint Francis (PA)	66 63	145	H	La Salle	52 53	157	H	Drake	60 62
39	H	Richmond	45 63	70	N	Eastern Mich.	55 66	156	A	Fla. Atlantic	70 63	158	N	Saint Francis (PA)	66 63
209	A	George Washington	58 68					204	A	Xavier	57 67	209	A	George Washington	58 68

Non-Div I Games: Mo.-St. Louis 73 51 Neb. Omaha 81 54

Saint Louis

■ Loss,
 ■ Non-Conf,
 ■ S Site,
 ■ Home
 ■ A Away
 N Neutral

Average RPI Win: 211		WON-LOST	WINNING	LAST 12	STRENGTH OF	OPP. STRENGTH	TEAM	ADJ.	CONF.	ADJ CONF.
Average RPI Loss: 190		RECORD	PCT. RANK	GAMES	SCHEDULE	OF SCHEDULE	RPI	RPI	RPI	RPI
DIV. I ONLY		3- 22	330	3- 9	208	292	324	324	22	22
DIV. I NON-CONF.		0- 11	337	0- 0	241	324	328	328	19	19
TOTALS		RPI 1-25	RPI 26-50	W-L RECORDS	RPI 51-100	RPI 101-150	RPI 150+			
3- 22	0- 0		0- 0	OVERALL	0- 5	0- 2	3- 15			
1- 11	0- 0		0- 0	HOME	0- 4	0- 1	1- 6			
2- 11	0- 0		0- 0	AWAY	0- 1	0- 0	2- 8			
0- 0	0- 0		0- 0	NEUTRAL	0- 0	0- 0	0- 0			
0- 11	0- 0		0- 0	NON-CONFERENCE	0- 3	0- 0	0- 8			
0- 5	0- 0		0- 0	HOME	0- 3	0- 0	0- 2			
0- 6	0- 0		0- 0	AWAY	0- 0	0- 0	0- 6			
0- 0	0- 0		0- 0	NEUTRAL	0- 0	0- 0	0- 0			
3- 11	0- 0		0- 0	CONFERENCE	0- 2	0- 2	3- 7			
1- 6	0- 0		0- 0	HOME	0- 1	0- 1	1- 4			
2- 5	0- 0		0- 0	AWAY	0- 1	0- 1	2- 3			
0- 0	0- 0		0- 0	NEUTRAL	0- 0	0- 0	0- 0			

RPI 1-25				RPI 26-50				RPI 51-100				RPI 101+				Team's RPI: 324	
RPI	S	Opponent	Score	RPI	S	Opponent	Score	RPI	S	Opponent	Score	RPI	S	Opponent	Score		
								52	A	Marist	49 87	121	A	Fairfield	44 61		
								52	H	Marist	54 56	121	H	Fairfield	47 59		
								58	H	Hofstra	52 66	174	A	Monmouth	64 73		
								78	H	Sacred Heart	55 80	175	A	Loyola Maryland	68 51		
								96	H	South Fla.	52 68	180	A	Lehigh	48 64		
												187	H	Manhattan	36 62		
												196	A	Canisius	54 59		
												196	H	Canisius	66 51		
												197	A	Akron	50 87		
												207	A	Fairleigh Dickinson	46 55		
												232	H	Iona	54 71		
												237	H	Binghamton	63 70		
												239	A	Niagara	52 61		
												239	H	Niagara	52 54		
												261	A	Rider	65 54		
												279	A	Siena	50 62		
												279	H	Siena	59 61		
												306	H	Lafayette	50 59		
												319	A	NJIT	59 66		
												337	A	Bucknell	35 46		
LAST 12 Division I GAMES:																	
				196	H	Canisius	66 51	279	A	Siena	50 62						
				279	H	Siena	59 61	232	H	Iona	54 71						
				52	A	Marist	49 87	261	A	Rider	65 54						
				121	A	Fairfield	44 61	175	A	Loyola Maryland	68 51						
				239	H	Niagara	52 54	239	A	Niagara	52 61						
				187	H	Manhattan	36 62	196	A	Canisius	54 59						

Non-Div I Games:

Saint Peter's

Loss, Non-Conf, S Site, H Home A Away N Neutral

Average RPI Win:	284	WON-LOST	WINNING	LAST 12	STRENGTH OF	OPP. STRENGTH	TEAM	ADJ.	CONF.	ADJ CONF.
Average RPI Loss:	120	RECORD	PCT. RANK	GAMES	SCHEDULE	OF SCHEDULE	RPI	RPI	RPI	RPI
DIV. I ONLY	11- 9	138	9- 3	267	237	164	164	24	24	
DIV. I NON-CONF.	3- 6	241	1- 0	146	89	109	109	27	27	
TOTALS	RPI 1-25	RPI 26-50	W-L RECORDS	RPI 51-100	RPI 101-150	RPI 150+				
11- 9	0- 2	0- 1	OVERALL	0- 0	0- 2	11- 4				
7- 1	0- 0	0- 0	HOME	0- 0	0- 0	7- 1				
4- 8	0- 2	0- 1	AWAY	0- 0	0- 2	4- 3				
0- 0	0- 0	0- 0	NEUTRAL	0- 0	0- 0	0- 0				
3- 6	0- 2	0- 1	NON-CONFERENCE	0- 0	0- 1	3- 2				
2- 0	0- 0	0- 0	HOME	0- 0	0- 0	2- 0				
1- 6	0- 2	0- 1	AWAY	0- 0	0- 1	1- 2				
0- 0	0- 0	0- 0	NEUTRAL	0- 0	0- 0	0- 0				
8- 3	0- 0	0- 0	CONFERENCE	0- 0	0- 1	8- 2				
5- 1	0- 0	0- 0	HOME	0- 0	0- 0	5- 1				
3- 2	0- 0	0- 0	AWAY	0- 0	0- 1	3- 1				
0- 0	0- 0	0- 0	NEUTRAL	0- 0	0- 0	0- 0				

RPI 1-25				RPI 26-50				RPI 51-100				RPI 101+ Team's RPI: 164			
RPI	S	Opponent	Score	RPI	S	Opponent	Score	RPI	S	Opponent	Score	RPI	S	Opponent	Score
9	A	Kentucky	52 73	35	A	Kansas	59 87					109	A	McNeese St.	48 57
25	A	Vanderbilt	56 79									114	A	Missouri	48 66
												155	H	Stephen F. Austin	67 69
												177	H	South Ala.	53 50
												185	A	TCU	49 60
												203	A	Grambling	52 64
												217	H	Nicholls St.	67 46
												241	A	Texas St.	53 66
												246	H	Tex.-Pan American	64 56
												290	A	Texas-Arlington	61 45
												290	H	Texas-Arlington	58 41
												304	A	UTSA	63 50
												304	H	UTSA	67 55
												311	H	Southeastern La.	67 46
												320	A	A&M-Corpus Christi	65 56
												320	H	A&M-Corpus Christi	75 54
												341	A	Houston Baptist	69 51
LAST 12 Division I GAMES:															
320	H	A&M-Corpus Christi	75 54	320	A	A&M-Corpus Christi	65 56								
290	A	Texas-Arlington	61 45	241	A	Texas St.	53 66								
311	H	Southeastern La.	67 46	217	H	Nicholls St.	67 46								
109	A	McNeese St.	48 57	290	H	Texas-Arlington	58 41								
304	H	UTSA	67 55	304	A	UTSA	63 50								
155	H	Stephen F. Austin	67 69	341	A	Houston Baptist	69 51								

Non-Div I Games: Mary Hardin-Baylor 87 53 Texas-Tyler 94 74

Sam Houston St.

Loss, Non-Conf, S Site, H Home A Away N Neutral

Average RPI Win:	248	WON-LOST	WINNING	LAST 12	STRENGTH OF	OPP. STRENGTH	TEAM	ADJ.	CONF.	ADJ CONF.
Average RPI Loss:	137	RECORD	PCT. RANK	GAMES	SCHEDULE	OF SCHEDULE	RPI	RPI	RPI	RPI
DIV. I ONLY	14- 9	106	8- 4	275	187	143	143	15	15	
DIV. I NON-CONF.	5- 4	135	0- 1	215	154	111	111	21	21	
TOTALS	RPI 1-25	RPI 26-50	W-L RECORDS	RPI 51-100	RPI 101-150	RPI 150+				
14- 9	0- 2	0- 1	OVERALL	1- 2	0- 0	13- 4				
8- 0	0- 0	0- 0	HOME	0- 0	0- 0	8- 0				
4- 8	0- 2	0- 1	AWAY	1- 2	0- 0	3- 3				
2- 1	0- 0	0- 0	NEUTRAL	0- 0	0- 0	2- 1				
5- 4	0- 2	0- 1	NON-CONFERENCE	0- 0	0- 0	5- 1				
2- 0	0- 0	0- 0	HOME	0- 0	0- 0	2- 0				
1- 3	0- 2	0- 1	AWAY	0- 0	0- 0	1- 0				
2- 1	0- 0	0- 0	NEUTRAL	0- 0	0- 0	2- 1				
9- 5	0- 0	0- 0	CONFERENCE	1- 2	0- 0	8- 3				
6- 0	0- 0	0- 0	HOME	0- 0	0- 0	6- 0				
3- 5	0- 0	0- 0	AWAY	1- 2	0- 0	2- 3				
0- 0	0- 0	0- 0	NEUTRAL	0- 0	0- 0	0- 0				

RPI 1-25				RPI 26-50				RPI 51-100				RPI 101+ Team's RPI: 143			
RPI	S	Opponent	Score	RPI	S	Opponent	Score	RPI	S	Opponent	Score	RPI	S	Opponent	Score
9	A	Kentucky	61 90	37	A	Florida	56 81	69	A	Chattanooga	68 74	166	H	Furman	71 66
18	A	DePaul	57 86					95	A	Appalachian St.	49 53	169	N	Montana	59 45
								97	A	Davidson	73 65	202	A	Elon	44 69
												202	H	Elon	67 53
												225	N	Western Ky.	57 58
												235	A	Col. of Charleston	60 54
												249	H	Western Caro.	64 61
												251	H	Tennessee Tech	61 55
												280	A	Ga. Southern	53 47
												280	H	Ga. Southern	67 41
												283	A	Wofford	59 73
												283	H	Wofford	82 59
												297	A	UNC Greensboro	53 61
												297	H	UNC Greensboro	83 40
												305	A	Alabama St.	62 51
												323	N	Southeast Mo. St.	63 58
												340	H	Jacksonville St.	73 40
LAST 12 Division I GAMES:															
280	H	Ga. Southern	67 41	69	A	Chattanooga	68 74								
283	A	Wofford	59 73	283	H	Wofford	82 59								
297	H	UNC Greensboro	83 40	166	H	Furman	71 66								
202	H	Elon	67 53	235	A	Col. of Charleston	60 54								
95	A	Appalachian St.	49 53	280	A	Ga. Southern	53 47								
97	A	Davidson	73 65	37	A	Florida	56 81								

Non-Div I Games:

Samford

■ Loss,
■ Non-Conf,
■ S Site,
■ Home
■ A Away
N Neutral

San Diego

Through Games Of Sunday, February 12, 2012

Average RPI Win:	203	WON-LOST	WINNING	LAST 12	STRENGTH OF	OPP. STRENGTH	TEAM	ADJ.	CONF.	ADJ CONF.
Average RPI Loss:	85	RECORD	PCT. RANK	GAMES	SCHEDULE	OF SCHEDULE	RPI	RPI	RPI	RPI
DIV. I ONLY	17- 6	43	9- 3	183	111	85	85	8	8	
DIV. I NON-CONF.	8- 3	73	0- 0	250	253	121	121	9	9	
TOTALS	RPI 1-25	RPI 26-50	W-L RECORDS	RPI 51-100	RPI 101-150	RPI 150+				
17- 6	0- 0	0- 3	OVERALL	1- 1	5- 1	11- 1				
10- 3	0- 0	0- 2	HOME	0- 1	2- 0	8- 0				
7- 3	0- 0	0- 1	AWAY	1- 0	3- 1	3- 1				
0- 0	0- 0	0- 0	NEUTRAL	0- 0	0- 0	0- 0				
8- 3	0- 0	0- 0	NON-CONFERENCE	0- 1	3- 1	5- 1				
5- 1	0- 0	0- 0	HOME	0- 1	1- 0	4- 0				
3- 2	0- 0	0- 0	AWAY	0- 0	2- 1	1- 1				
0- 0	0- 0	0- 0	NEUTRAL	0- 0	0- 0	0- 0				
9- 3	0- 0	0- 3	CONFERENCE	1- 0	2- 0	6- 0				
5- 2	0- 0	0- 2	HOME	0- 0	1- 0	4- 0				
4- 1	0- 0	0- 1	AWAY	1- 0	1- 0	2- 0				
0- 0	0- 0	0- 0	NEUTRAL	0- 0	0- 0	0- 0				

RPI S	Opponent	Score	RPI S	Opponent	Score	RPI S	Opponent	Score	RPI S	Opponent	Score
34	A Gonzaga	58 69	34	H Gonzaga	44 54	51	A St. Mary's (CA)	77 60	105	A San Diego St.	56 45
40	H BYU	53 62				54	H Texas Tech	57 58	116	H Pacific	77 57
									122	A Pepperdine	56 46
									122	H Pepperdine	70 39
									125	A Eastern Wash.	57 68
									140	A Seattle	82 65
									167	H Portland	72 66
									172	H Cal Poly	69 52
									192	A Santa Clara	58 41
									192	H Santa Clara	56 50
									221	A Fordham	42 44
									257	H Loyola Marymount	80 58
									274	A San Francisco	68 50
									274	H San Francisco	74 63
									307	H CSU Bakersfield	99 70
									310	H La.-Lafayette	103 44
									314	H Colgate	75 73
									339	A Columbia	54 32
LAST 12 Division I GAMES:											
122	A Pepperdine	56 46	34	H Gonzaga	44 54						
274	H San Francisco	74 63	167	H Portland	72 66						
34	A Gonzaga	58 69	40	H BYU	53 62						
192	H Santa Clara	56 50	257	H Loyola Marymount	80 58						
122	H Pepperdine	70 39	192	A Santa Clara	58 41						
274	A San Francisco	68 50	51	A St. Mary's (CA)	77 60						

Non-Div I Games: Cal St. San Marcos 80 56

San Diego

Loss, Non-Conf, S Site, H Home A Away N Neutral

Average RPI Win:	219	WON-LOST	WINNING	LAST 12	STRENGTH OF	OPP. STRENGTH	TEAM	ADJ.	CONF.	ADJ CONF.
Average RPI Loss:	115	RECORD	PCT. RANK	GAMES	SCHEDULE	OF SCHEDULE	RPI	RPI	RPI	RPI
DIV. I ONLY	18- 5	31	11- 1	302	107	105	105	23	23	
DIV. I NON-CONF.	10- 4	81	3- 0	323	27	125	125	25	25	
TOTALS	RPI 1-25	RPI 26-50	W-L RECORDS	RPI 51-100	RPI 101-150	RPI 150+				
18- 5	1- 0	0- 1	OVERALL	1- 2	2- 0	14- 2				
11- 1	0- 0	0- 0	HOME	1- 1	1- 0	9- 0				
6- 3	0- 0	0- 1	AWAY	0- 1	1- 0	5- 1				
1- 1	1- 0	0- 0	NEUTRAL	0- 0	0- 0	0- 1				
10- 4	1- 0	0- 1	NON-CONFERENCE	1- 2	0- 0	8- 1				
6- 1	0- 0	0- 0	HOME	1- 1	0- 0	5- 0				
3- 2	0- 0	0- 1	AWAY	0- 1	0- 0	3- 0				
1- 1	1- 0	0- 0	NEUTRAL	0- 0	0- 0	0- 1				
8- 1	0- 0	0- 0	CONFERENCE	0- 0	2- 0	6- 1				
5- 0	0- 0	0- 0	HOME	0- 0	1- 0	4- 0				
3- 1	0- 0	0- 0	AWAY	0- 0	1- 0	2- 1				
0- 0	0- 0	0- 0	NEUTRAL	0- 0	0- 0	0- 0				

RPI 1-25			RPI 26-50			RPI 51-100			RPI 101+			Team's RPI: 105
RPI	S	Opponent	Score	RPI	S	Opponent	Score	RPI	S	Opponent	Score	Score
18	N	DePaul	82 74	49	A	UCLA	71 78	85	H	San Diego	45 56	132 A UNLV 66 62
								90	A	Washington St.	50 65	132 H UNLV 77 64
								98	H	Washington	63 51	167 N Portland 58 59
												172 H Cal Poly 79 78
												182 H Colorado St. 66 57
												185 A TCU 39 58
												185 H TCU 61 46
												219 A UC Irvine 76 57
												231 H Penn 51 37
												238 A Boise St. 69 59
												245 H Wyoming 56 45
												262 A Hawaii 71 44
												288 H Longwood 79 37
												297 H UNC Greensboro 57 29
												303 H New Mexico 77 47
												307 A CSU Bakersfield 74 60
												313 A Air Force 75 62
												328 H Ark.-Pine Bluff 86 43
LAST 12 Division I GAMES:												
132	H	UNLV	77 64	303	H	New Mexico	77 47					
185	A	TCU	39 58	132	A	UNLV	66 62					
238	A	Boise St.	69 59	185	H	TCU	61 46					
182	H	Colorado St.	66 57	307	A	CSU Bakersfield	74 60					
245	H	Wyoming	56 45	288	H	Longwood	79 37					
313	A	Air Force	75 62	231	H	Penn	51 37					

Non-Div I Games:

San Diego St.

Average RPI Win: 214		WON-LOST	WINNING	LAST 12	STRENGTH OF	OPP. STRENGTH	TEAM	ADJ.	CONF.	ADJ CONF.
Average RPI Loss: 139		RECORD	PCT. RANK	GAMES	SCHEDULE	OF SCHEDULE	RPI	RPI	RPI	RPI
DIV. I ONLY		4- 22	323	2- 10	99	124	274	274	8	8
DIV. I NON-CONF.		2- 11	309	0- 0	176	277	312	312	9	9
TOTALS	RPI 1-25	RPI 26-50		W-L RECORDS		RPI 51-100	RPI 101-150	RPI 150+		
4- 22	0- 0	0- 4		OVERALL		1- 3	0- 6	3- 9		
2- 11	0- 0	0- 3		HOME		1- 1	0- 2	1- 5		
2- 10	0- 0	0- 1		AWAY		0- 2	0- 4	2- 3		
0- 1	0- 0	0- 0		NEUTRAL		0- 0	0- 0	0- 1		
2- 11	0- 0	0- 1		NON-CONFERENCE		0- 0	0- 4	2- 6		
1- 5	0- 0	0- 1		HOME		0- 0	0- 1	1- 3		
1- 5	0- 0	0- 0		AWAY		0- 0	0- 3	1- 2		
0- 1	0- 0	0- 0		NEUTRAL		0- 0	0- 0	0- 1		
2- 11	0- 0	0- 3		CONFERENCE		1- 3	0- 2	1- 3		
1- 6	0- 0	0- 2		HOME		1- 1	0- 1	0- 2		
1- 5	0- 0	0- 1		AWAY		0- 2	0- 1	1- 1		
0- 0	0- 0	0- 0		NEUTRAL		0- 0	0- 0	0- 0		

RPI 1-25				RPI 26-50				RPI 51-100				RPI 101+				Team's RPI: 274	
RPI	S	Opponent	Score	RPI	S	Opponent	Score	RPI	S	Opponent	Score	RPI	S	Opponent	Score		
				34	A	Gonzaga	52 87	51	A	St. Mary's (CA)	42 64	115	A	Colorado	66 84		
				34	H	Gonzaga	59 79	51	H	St. Mary's (CA)	66 64	122	A	Pepperdine	64 77		
				37	H	Florida	68 91	85	A	San Diego	63 74	122	H	Pepperdine	69 85		
				40	H	BYU	67 76	85	H	San Diego	50 68	128	A	UC Davis	50 64		
												140	A	Seattle	56 74		
												146	H	Northern Colo.	81 85		
												167	A	Portland	76 78		
												168	H	Cal St. Northridge	59 67		
												172	H	Cal Poly	66 82		
												192	H	Santa Clara	51 59		
												215	N	Loyola Chicago	63 65		
												233	A	UC Santa Barbara	41 60		
												254	A	Ohio	53 63		
												257	A	Loyola Marymount	61 59		
												257	H	Loyola Marymount	49 62		
												268	H	Cal St. Fullerton	50 55		
												271	A	San Jose St.	88 77		
												278	H	Sacramento St.	86 71		
				LAST 12 Division I GAMES:													
				34	H	Gonzaga	59 79	122	A	Pepperdine	64 77						
				85	A	San Diego	63 74	167	A	Portland	76 78						
				192	H	Santa Clara	51 59	34	A	Gonzaga	52 87						
				257	H	Loyola Marymount	49 62	40	H	BYU	67 76						
				85	H	San Diego	50 68	51	A	St. Mary's (CA)	42 64						
				51	H	St. Mary's (CA)	66 64	257	A	Loyola Marymount	61 59						

Non-Div I Games:

San Francisco

Loss, Non-Conf, S Site, H Home A Away N Neutral

Average RPI Win:	278	WON-LOST	WINNING	LAST 12	STRENGTH OF	OPP. STRENGTH	TEAM	ADJ.	CONF.	ADJ CONF.
Average RPI Loss:	184	RECORD	PCT. RANK	GAMES	SCHEDULE	OF SCHEDULE	RPI	RPI	RPI	RPI
DIV. I ONLY	9- 14	235	6- 6	298	291	271	271	25	25	
DIV. I NON-CONF.	5- 10	241	2- 2	268	327	268	268	23	23	
TOTALS	RPI 1-25	RPI 26-50	W-L RECORDS	RPI 51-100	RPI 101-150	RPI 150+				
9- 14	0- 0	0- 0	OVERALL	0- 1	0- 5	9- 8				
4- 7	0- 0	0- 0	HOME	0- 0	0- 2	4- 5				
5- 6	0- 0	0- 0	AWAY	0- 1	0- 2	5- 3				
0- 1	0- 0	0- 0	NEUTRAL	0- 0	0- 1	0- 0				
5- 10	0- 0	0- 0	NON-CONFERENCE	0- 0	0- 4	5- 6				
2- 4	0- 0	0- 0	HOME	0- 0	0- 1	2- 3				
3- 5	0- 0	0- 0	AWAY	0- 0	0- 2	3- 3				
0- 1	0- 0	0- 0	NEUTRAL	0- 0	0- 1	0- 0				
4- 4	0- 0	0- 0	CONFERENCE	0- 1	0- 1	4- 2				
2- 3	0- 0	0- 0	HOME	0- 0	0- 1	2- 2				
2- 1	0- 0	0- 0	AWAY	0- 1	0- 0	2- 0				
0- 0	0- 0	0- 0	NEUTRAL	0- 0	0- 0	0- 0				

RPI 1-25			RPI 26-50			RPI 51-100			RPI 101+			Team's RPI: 271		
RPI	S	Opponent	Score	RPI	S	Opponent	Score	RPI	S	Opponent	Score			
								63	A	Fresno St.	49	76		
										104	H	Eastern Ill.	71	93
										128	A	UC Davis	60	80
										132	A	UNLV	41	78
										137	H	Utah St.	73	78
										139	N	American	46	49
										168	A	Cal St. Northridge	55	85
										172	A	Cal Poly	55	71
										178	H	Louisiana Tech	64	70
										186	H	Brown	47	61
										192	A	Santa Clara	74	53
										262	A	Hawaii	67	58
										262	H	Hawaii	83	67
										268	H	Cal St. Fullerton	65	81
										274	H	San Francisco	77	88
										277	H	Northern Ariz.	74	64
										281	A	Southern Utah	70	68
										292	A	Nevada	86	79
										298	H	Idaho	63	67
										302	A	Utah Valley	57	45
										313	H	Air Force	68	53
										325	H	New Mexico St.	67	62
										335	A	Weber St.	67	69
LAST 12 Division I GAMES:														
				262	A	Hawaii	67	58		325	H	New Mexico St.	67	62
				298	H	Idaho	63	67		262	H	Hawaii	83	67
				137	H	Utah St.	73	78		302	A	Utah Valley	57	45
				292	A	Nevada	86	79		281	A	Southern Utah	70	68
				63	A	Fresno St.	49	76		186	H	Brown	47	61
				178	H	Louisiana Tech	64	70		268	H	Cal St. Fullerton	65	81

Non-Div I Games:

San Jose St.

Santa Clara

Through Games Of Sunday, February 12, 2012

Average RPI Win:	227	WON-LOST	WINNING	LAST 12	STRENGTH OF	OPP. STRENGTH	TEAM	ADJ.	CONF.	ADJ CONF.
Average RPI Loss:	107	RECORD	PCT. RANK	GAMES	SCHEDULE	OF SCHEDULE	RPI	RPI	RPI	RPI
DIV. I ONLY	10- 15	229	3- 9	114	120	192	192	8	8	
DIV. I NON-CONF.	7- 6	154	0- 0	121	261	209	209	9	9	
TOTALS	RPI 1-25	RPI 26-50	W-L RECORDS	RPI 51-100	RPI 101-150	RPI 150+				
10- 15	0- 1	0- 3	OVERALL	0- 5	2- 3	8- 3				
7- 7	0- 1	0- 2	HOME	0- 2	2- 1	5- 1				
3- 8	0- 0	0- 1	AWAY	0- 3	0- 2	3- 2				
0- 0	0- 0	0- 0	NEUTRAL	0- 0	0- 0	0- 0				
7- 6	0- 1	0- 1	NON-CONFERENCE	0- 1	2- 1	5- 2				
5- 2	0- 1	0- 0	HOME	0- 0	2- 0	3- 1				
2- 4	0- 0	0- 1	AWAY	0- 1	0- 1	2- 1				
0- 0	0- 0	0- 0	NEUTRAL	0- 0	0- 0	0- 0				
3- 9	0- 0	0- 2	CONFERENCE	0- 4	0- 2	3- 1				
2- 5	0- 0	0- 2	HOME	0- 2	0- 1	2- 0				
1- 4	0- 0	0- 0	AWAY	0- 2	0- 1	1- 1				
0- 0	0- 0	0- 0	NEUTRAL	0- 0	0- 0	0- 0				

RPI 1-25				RPI 26-50				RPI 51-100				RPI 101+ Team's RPI: 192			
RPI	S	Opponent	Score	RPI	S	Opponent	Score	RPI	S	Opponent	Score	RPI	S	Opponent	Score
24	H	Princeton	61 77	34	H	Gonzaga	68 81	51	A	St. Mary's (CA)	52 72	122	A	Pepperdine	57 67
				40	H	BYU	64 74	51	H	St. Mary's (CA)	47 57	122	H	Pepperdine	56 62
				41	A	California	58 75	63	A	Fresno St.	71 83	128	H	UC Davis	81 78
								85	A	San Diego	50 56	140	A	Seattle	62 80
								85	H	San Diego	41 58	146	H	Northern Colo.	71 37
												167	H	Portland	78 63
												168	A	Cal St. Northridge	90 72
												219	A	UC Irvine	82 88
												257	A	Loyola Marymount	54 64
												257	H	Loyola Marymount	61 57
												263	H	Long Beach St.	73 63
												271	H	San Jose St.	53 74
												274	A	San Francisco	59 51
												278	A	Sacramento St.	96 76
												281	H	Southern Utah	79 78
												307	H	CSU Bakersfield	93 87
LAST 12 Division I GAMES:															
				51	H	St. Mary's (CA)	47 57	257	A	Loyola Marymount	54 64				
				257	H	Loyola Marymount	61 57	34	H	Gonzaga	68 81				
				274	A	San Francisco	59 51	122	A	Pepperdine	57 67				
				85	A	San Diego	50 56	85	H	San Diego	41 58				
				40	H	BYU	64 74	167	H	Portland	78 63				
				51	A	St. Mary's (CA)	52 72	122	H	Pepperdine	56 62				

Non-Div I Games:

Santa Clara

Loss, Non-Conf, S Site, H Home A Away N Neutral

Average RPI Win:	273	WON-LOST	WINNING	LAST 12	STRENGTH OF	OPP. STRENGTH	TEAM	ADJ.	CONF.	ADJ CONF.
Average RPI Loss:	167	RECORD	PCT. RANK	GAMES	SCHEDULE	OF SCHEDULE	RPI	RPI	RPI	RPI
DIV. I ONLY	6- 14	271	3- 8	239	282	284	284	27	27	
DIV. I NON-CONF.	4- 6	212	1- 2	208	201	269	269	24	24	
TOTALS	RPI 1-25	RPI 26-50	W-L RECORDS	RPI 51-100	RPI 101-150	RPI 150+				
6- 14	0- 0	0- 2	OVERALL	0- 3	0- 2	6- 7				
5- 3	0- 0	0- 0	HOME	0- 1	0- 2	5- 0				
1- 11	0- 0	0- 2	AWAY	0- 2	0- 0	1- 7				
0- 0	0- 0	0- 0	NEUTRAL	0- 0	0- 0	0- 0				
4- 6	0- 0	0- 2	NON-CONFERENCE	0- 1	0- 1	4- 2				
3- 1	0- 0	0- 0	HOME	0- 0	0- 1	3- 0				
1- 5	0- 0	0- 2	AWAY	0- 1	0- 0	1- 2				
0- 0	0- 0	0- 0	NEUTRAL	0- 0	0- 0	0- 0				
2- 8	0- 0	0- 0	CONFERENCE	0- 2	0- 1	2- 5				
2- 2	0- 0	0- 0	HOME	0- 1	0- 1	2- 0				
0- 6	0- 0	0- 0	AWAY	0- 1	0- 0	0- 5				
0- 0	0- 0	0- 0	NEUTRAL	0- 0	0- 0	0- 0				

RPI 1-25				RPI 26-50				RPI 51-100				RPI 101+ Team's RPI: 284			
RPI	S	Opponent	Score	RPI	S	Opponent	Score	RPI	S	Opponent	Score	RPI	S	Opponent	Score
				32	A	Nebraska	50 70	67	H	Howard	51 64	117	H	Mississippi St.	42 56
				33	A	South Carolina	39 65	77	A	Hampton	40 59	138	H	Coppin St.	45 71
								91	A	North Carolina	21 74	151	A	Florida A&M	50 55
												163	A	UCF	48 62
												223	A	South Carolina St.	48 55
												223	H	South Carolina St.	76 65
												267	H	Morgan St.	69 60
												270	H	Jacksonville	67 64
												272	A	Norfolk St.	49 54
												282	A	North Florida	64 61
												288	H	Longwood	53 41
												305	A	Alabama St.	45 47
												310	H	La.-Lafayette	41 36
												327	A	Bethune-Cookman	54 58
												342	A	N.C. Central	38 50
LAST 12 Division I GAMES:															
				342	A	N.C. Central	38 50	151	A	Florida A&M	50 55				
				288	H	Longwood	53 41	267	H	Morgan St.	69 60				
				223	A	South Carolina St.	48 55	138	H	Coppin St.	45 71				
				67	H	Howard	51 64	91	A	North Carolina	21 74				
				223	H	South Carolina St.	76 65	33	A	South Carolina	39 65				
				327	A	Bethune-Cookman	54 58	305	A	Alabama St.	45 47				

Non-Div I Games: Paine 55 38 Columbia (SC) 68 35 Talladega 74 58

Savannah St.

Average RPI Win: 217		WON-LOST	WINNING	LAST 12	STRENGTH OF	OPP. STRENGTH	TEAM	ADJ.	CONF.	ADJ CONF.
Average RPI Loss: 102		RECORD	PCT. RANK	GAMES	SCHEDULE	OF SCHEDULE	RPI	RPI	RPI	RPI
DIV. I ONLY		14- 9	106	8- 4	159	139	140	140	29	29
DIV. I NON-CONF.		14- 9	116	8- 4	162	181	138	138	32	32
TOTALS		RPI 1-25	RPI 26-50	W-L RECORDS	RPI 51-100	RPI 101-150	RPI 150+			
14- 9	0- 0		0- 1	OVERALL	1- 4	0- 3	13- 1			
9- 5	0- 0		0- 1	HOME	1- 2	0- 1	8- 1			
5- 4	0- 0		0- 0	AWAY	0- 2	0- 2	5- 0			
0- 0	0- 0		0- 0	NEUTRAL	0- 0	0- 0	0- 0			
14- 9	0- 0		0- 1	NON-CONFERENCE	1- 4	0- 3	13- 1			
9- 5	0- 0		0- 1	HOME	1- 2	0- 1	8- 1			
5- 4	0- 0		0- 0	AWAY	0- 2	0- 2	5- 0			
0- 0	0- 0		0- 0	NEUTRAL	0- 0	0- 0	0- 0			
0- 0	0- 0		0- 0	CONFERENCE	0- 0	0- 0	0- 0			
0- 0	0- 0		0- 0	HOME	0- 0	0- 0	0- 0			
0- 0	0- 0		0- 0	AWAY	0- 0	0- 0	0- 0			
0- 0	0- 0		0- 0	NEUTRAL	0- 0	0- 0	0- 0			

RPI 1-25				RPI 26-50				RPI 51-100				RPI 101+				Team's RPI: 140	
RPI	S	Opponent	Score	RPI	S	Opponent	Score	RPI	S	Opponent	Score	RPI	S	Opponent	Score		
				40	H	BYU	55 69	51	H	St. Mary's (CA)	70 71	116	A	Pacific	79 81		
								63	A	Fresno St.	61 71	128	H	UC Davis	62 66		
								70	H	Eastern Mich.	75 72	141	A	UALR	63 72		
								85	H	San Diego	65 82	158	H	Saint Francis (PA)	74 70		
								98	A	Washington	53 72	167	H	Portland	69 55		
												182	H	Colorado St.	61 43		
												184	A	Portland St.	90 79		
												192	H	Santa Clara	80 62		
												197	H	Akron	74 85		
												219	A	UC Irvine	86 58		
												233	H	UC Santa Barbara	60 55		
												236	A	Milwaukee	63 56		
												238	A	Boise St.	89 80		
												263	H	Long Beach St.	78 49		
												274	H	San Francisco	74 56		
												298	A	Idaho	80 72		
												326	H	Chicago St.	80 38		
LAST 12 Division I GAMES:																	
				184	A	Portland St.	90 79	63	A	Fresno St.	61 71						
				236	A	Milwaukee	63 56	182	H	Colorado St.	61 43						
				40	H	BYU	55 69	298	A	Idaho	80 72						
				219	A	UC Irvine	86 58	70	H	Eastern Mich.	75 72						
				116	A	Pacific	79 81	158	H	Saint Francis (PA)	74 70						
				326	H	Chicago St.	80 38	141	A	UALR	63 72						

Non-Div I Games:

Seattle

Loss, Non-Conf, S Site, H Home A Away N Neutral

Average RPI Win:	183	WON-LOST	WINNING	LAST 12	STRENGTH OF	OPP. STRENGTH	TEAM	ADJ.	CONF.	ADJ CONF.
Average RPI Loss:	72	RECORD	PCT. RANK	GAMES	SCHEDULE	OF SCHEDULE	RPI	RPI	RPI	RPI
DIV. I ONLY	7- 19	286	0- 12	23	57	162	162	2	2	
DIV. I NON-CONF.	7- 7	161	0- 1	64	182	215	215	1	1	
TOTALS	RPI 1-25	RPI 26-50	W-L RECORDS	RPI 51-100	RPI 101-150	RPI 150+				
7- 19	0- 4	0- 4	OVERALL	2- 6	0- 3	5- 2				
3- 10	0- 3	0- 2	HOME	2- 3	0- 1	1- 1				
2- 8	0- 1	0- 1	AWAY	0- 3	0- 2	2- 0				
2- 1	0- 0	0- 0	NEUTRAL	0- 0	0- 0	2- 1				
7- 7	0- 0	0- 1	NON-CONFERENCE	2- 4	0- 0	5- 2				
3- 4	0- 0	0- 1	HOME	2- 2	0- 0	1- 1				
2- 2	0- 0	0- 0	AWAY	0- 2	0- 0	2- 0				
2- 1	0- 0	0- 0	NEUTRAL	0- 0	0- 0	2- 1				
0- 12	0- 4	0- 3	CONFERENCE	0- 2	0- 3	0- 0				
0- 6	0- 3	0- 1	HOME	0- 1	0- 1	0- 0				
0- 6	0- 1	0- 2	AWAY	0- 1	0- 2	0- 0				
0- 0	0- 0	0- 0	NEUTRAL	0- 0	0- 0	0- 0				

RPI 1-25				RPI 26-50				RPI 51-100				RPI 101+ Team's RPI: 162			
RPI	S	Opponent	Score	RPI	S	Opponent	Score	RPI	S	Opponent	Score	RPI	S	Opponent	Score
2	H	Connecticut	37 70	26	A	Georgetown	51 56	58	A	Hofstra	74 94	103	H	Syracuse	66 70
5	H	Notre Dame	36 74	29	H	St. John's (NY)	25 55	67	H	Howard	44 63	108	A	Marquette	60 69
18	H	DePaul	59 71	31	H	Michigan	47 51	75	H	Fla. Gulf Coast	57 51	112	A	Providence	47 62
20	A	Villanova	53 62	42	A	West Virginia	63 79	81	H	Wake Forest	44 60	170	N	Old Dominion	60 49
								92	H	Drexel	77 64	173	N	Alabama	56 62
								94	A	Memphis	73 82	178	N	Louisiana Tech	72 69
								96	A	South Fla.	45 57	191	A	New Hampshire	61 38
								96	H	South Fla.	49 68	210	H	William & Mary	54 61
												264	A	Army	53 50
												309	H	Stony Brook	65 30
LAST 12 Division I GAMES:															
112	A	Providence	47 62	103	H	Syracuse	66 70								
26	A	Georgetown	51 56	96	H	South Fla.	49 68								
29	H	St. John's (NY)	25 55	42	A	West Virginia	63 79								
20	A	Villanova	53 62	108	A	Marquette	60 69								
18	H	DePaul	59 71	5	H	Notre Dame	36 74								
96	A	South Fla.	45 57	94	A	Memphis	73 82								

Non-Div I Games:

Seton Hall

Average RPI Win: 275	WON-LOST	WINNING	LAST 12	STRENGTH OF	OPP. STRENGTH	TEAM	ADJ.	CONF.	ADJ CONF.
Average RPI Loss: 162	RECORD	PCT. RANK	GAMES	SCHEDULE	OF SCHEDULE	RPI	RPI	RPI	RPI
DIV. I ONLY	8- 15	252	5- 7	279	235	279	279	22	22
DIV. I NON-CONF.	2- 7	288	0- 0	314	269	309	309	19	19
TOTALS	RPI 1-25	RPI 26-50	W-L RECORDS	RPI 51-100	RPI 101-150	RPI 150+			
8- 15	0- 0	0- 0	OVERALL	0- 3	0- 3	8- 9			
5- 7	0- 0	0- 0	HOME	0- 2	0- 2	5- 3			
3- 8	0- 0	0- 0	AWAY	0- 1	0- 1	3- 6			
0- 0	0- 0	0- 0	NEUTRAL	0- 0	0- 0	0- 0			
2- 7	0- 0	0- 0	NON-CONFERENCE	0- 1	0- 1	2- 5			
1- 4	0- 0	0- 0	HOME	0- 1	0- 1	1- 2			
1- 3	0- 0	0- 0	AWAY	0- 0	0- 0	1- 3			
0- 0	0- 0	0- 0	NEUTRAL	0- 0	0- 0	0- 0			
6- 8	0- 0	0- 0	CONFERENCE	0- 2	0- 2	6- 4			
4- 3	0- 0	0- 0	HOME	0- 1	0- 1	4- 1			
2- 5	0- 0	0- 0	AWAY	0- 1	0- 1	2- 3			
0- 0	0- 0	0- 0	NEUTRAL	0- 0	0- 0	0- 0			

RPI 1-25				RPI 26-50				RPI 51-100				RPI 101+				Team's RPI: 279	
RPI	S	Opponent	Score	RPI	S	Opponent	Score	RPI	S	Opponent	Score	RPI	S	Opponent	Score		
								52	A	Marist	51	75	106	H	Albany (NY)	48	72
								52	H	Marist	45	56	121	A	Fairfield	48	52
								78	H	Sacred Heart	45	62	121	H	Fairfield	49	68
													175	A	Loyola Maryland	45	55
													175	H	Loyola Maryland	54	67
													187	A	Manhattan	53	56
													188	A	Navy	50	61
													196	H	Canisius	67	61
													206	A	Central Conn. St.	47	51
													229	H	Massachusetts	53	58
													232	A	Iona	71	87
													232	H	Iona	83	59
													237	H	Binghamton	70	80
													239	H	Niagara	62	49
													261	A	Rider	67	56
													273	A	N.C. A&T	53	67
													308	A	Maine	78	51
													316	H	Rhode Island	73	65
													324	A	Saint Peter's	61	59
													324	H	Saint Peter's	62	50
LAST 12 Division I GAMES:																	
				52	A	Marist	51	75	261	A	Rider	67	56				
				324	A	Saint Peter's	61	59	121	H	Fairfield	49	68				
				232	H	Iona	83	59	175	A	Loyola Maryland	45	55				
				187	A	Manhattan	53	56	239	H	Niagara	62	49				
				52	H	Marist	45	56	121	A	Fairfield	48	52				
				324	H	Saint Peter's	62	50	175	H	Loyola Maryland	54	67				

Non-Div I Games:

Siena

■ Loss,
 ■ Non-Conf,
 ■ S Site,
 ■ Home
 ■ A Away
 N Neutral

Average RPI Win:	233	WON-LOST	WINNING	LAST 12	STRENGTH OF	OPP. STRENGTH	TEAM	ADJ.	CONF.	ADJ CONF.
Average RPI Loss:	159	RECORD	PCT. RANK	GAMES	SCHEDULE	OF SCHEDULE	RPI	RPI	RPI	RPI
DIV. I ONLY	13- 10	129	8- 4	294	159	177	177	17	17	
DIV. I NON-CONF.	5- 5	161	0- 0	312	190	197	197	13	13	
TOTALS	RPI 1-25	RPI 26-50	W-L RECORDS	RPI 51-100	RPI 101-150	RPI 150+				
13- 10	0- 0	0- 2	OVERALL	0- 0	2- 3	11- 5				
8- 2	0- 0	0- 1	HOME	0- 0	1- 1	7- 0				
4- 8	0- 0	0- 1	AWAY	0- 0	0- 2	4- 5				
1- 0	0- 0	0- 0	NEUTRAL	0- 0	1- 0	0- 0				
5- 5	0- 0	0- 0	NON-CONFERENCE	0- 0	1- 1	4- 4				
3- 0	0- 0	0- 0	HOME	0- 0	0- 0	3- 0				
1- 5	0- 0	0- 0	AWAY	0- 0	0- 1	1- 4				
1- 0	0- 0	0- 0	NEUTRAL	0- 0	1- 0	0- 0				
8- 5	0- 0	0- 2	CONFERENCE	0- 0	1- 2	7- 1				
5- 2	0- 0	0- 1	HOME	0- 0	1- 1	4- 0				
3- 3	0- 0	0- 1	AWAY	0- 0	0- 1	3- 1				
0- 0	0- 0	0- 0	NEUTRAL	0- 0	0- 0	0- 0				

RPI 1-25	RPI 26-50	RPI 51-100	RPI 101+ Team's RPI: 177
RPI S Opponent Score	RPI S Opponent Score	RPI S Opponent Score	RPI S Opponent Score
	43 A Middle Tenn. 39 60		117 A Mississippi St. 47 63
	43 H Middle Tenn. 53 60		124 N Utah 61 53
			129 H Denver 57 51
			141 A UALR 43 55
			149 H FIU 48 50
			156 H Fla. Atlantic 66 57
			163 H UCF 89 76
			164 A Sam Houston St. 50 53
			165 H North Texas 69 60
			179 A Ole Miss 45 54
			216 H Arkansas St. 68 39
			218 A Southern Miss. 62 67
			225 A Western Ky. 56 52
			228 H Southern U. 57 44
			248 A La.-Monroe 52 55
			285 A Tennessee St. 69 74
			304 A UTSA 54 42
			310 A La.-Lafayette 72 68
			331 H Northwestern St. 64 51
			338 A Troy 53 46
			338 H Troy 63 26
LAST 12 Division I GAMES:			
248 A La.-Monroe 52 55	43 H Middle Tenn. 53 60		
216 H Arkansas St. 68 39	149 H FIU 48 50		
225 A Western Ky. 56 52	338 A Troy 53 46		
156 H Fla. Atlantic 66 57	310 A La.-Lafayette 72 68		
338 H Troy 63 26	129 H Denver 57 51		
141 A UALR 43 55	165 H North Texas 69 60		

Non-Div I Games: Talladega 57 52 Spring Hill 97 46

South Ala.

Loss, Non-Conf, S Site, H Home A Away N Neutral

South Carolina

Through Games Of Sunday, February 12, 2012

Average RPI Win:	139	WON-LOST	WINNING	LAST 12	STRENGTH OF	OPP. STRENGTH	TEAM	ADJ.	CONF.	ADJ CONF.
Average RPI Loss:	50	RECORD	PCT. RANK	GAMES	SCHEDULE	OF SCHEDULE	RPI	RPI	RPI	RPI
DIV. I ONLY	19- 6	33	8- 4	57	34	33	33	3	3	
DIV. I NON-CONF.	11- 2	24	0- 0	230	81	82	82	5	5	
TOTALS	RPI 1-25	RPI 26-50	W-L RECORDS	RPI 51-100	RPI 101-150	RPI 150+				
19- 6	3- 1	2- 3	OVERALL	3- 1	1- 1	10- 0				
11- 2	1- 1	1- 1	HOME	0- 0	1- 0	8- 0				
7- 4	2- 0	1- 2	AWAY	2- 1	0- 1	2- 0				
1- 0	0- 0	0- 0	NEUTRAL	1- 0	0- 0	0- 0				
11- 2	0- 0	0- 1	NON-CONFERENCE	3- 1	0- 0	8- 0				
6- 1	0- 0	0- 1	HOME	0- 0	0- 0	6- 0				
4- 1	0- 0	0- 0	AWAY	2- 1	0- 0	2- 0				
1- 0	0- 0	0- 0	NEUTRAL	1- 0	0- 0	0- 0				
8- 4	3- 1	2- 2	CONFERENCE	0- 0	1- 1	2- 0				
5- 1	1- 1	1- 0	HOME	0- 0	1- 0	2- 0				
3- 3	2- 0	1- 2	AWAY	0- 0	0- 1	0- 0				
0- 0	0- 0	0- 0	NEUTRAL	0- 0	0- 0	0- 0				

RPI 1-25				RPI 26-50				Team's RPI: 33	RPI 51-100				RPI 101+			
RPI	S	Opponent	Score	RPI	S	Opponent	Score		RPI	S	Opponent	Score	RPI	S	Opponent	Score
4	A	Tennessee	64 60	28	A	Arkansas	47 68		80	A	Illinois	71 52	111	A	Auburn	49 53
9	H	Kentucky	58 66	30	H	Penn St.	50 55		86	A	North Carolina St.	53 55	117	H	Mississippi St.	69 43
25	A	Vanderbilt	65 60	36	A	LSU	48 58		91	N	North Carolina	79 48	166	H	Furman	72 33
25	H	Vanderbilt	65 55	37	A	Florida	49 44		92	A	Drexel	62 58	173	H	Alabama	68 42
				37	H	Florida	62 58						179	H	Ole Miss	61 43
LAST 12 Division I GAMES:																
				37	H	Florida	62 58		111	A	Auburn	49 53				
				28	A	Arkansas	47 68		9	H	Kentucky	58 66				
				4	A	Tennessee	64 60		36	A	LSU	48 58				
				117	H	Mississippi St.	69 43		37	A	Florida	49 44				
				179	H	Ole Miss	61 43		25	H	Vanderbilt	65 55				
				25	A	Vanderbilt	65 60		173	H	Alabama	68 42				

Non-Div I Games:

South Carolina

Loss, Non-Conf, S Site, H Home A Away N Neutral

Average RPI Win:	281	WON-LOST	WINNING	LAST 12	STRENGTH OF	OPP. STRENGTH	TEAM	ADJ.	CONF.	ADJ CONF.
Average RPI Loss:	157	RECORD	PCT. RANK	GAMES	SCHEDULE	OF SCHEDULE	RPI	RPI	RPI	RPI
DIV. I ONLY	8- 11	219	6- 5	229	312	223	223	27	27	
DIV. I NON-CONF.	3- 6	241	2- 1	236	292	220	220	24	24	
TOTALS	RPI 1-25	RPI 26-50	W-L RECORDS	RPI 51-100	RPI 101-150	RPI 150+				
8- 11	0- 1	0- 1	OVERALL	0- 2	0- 1	8- 6				
4- 3	0- 0	0- 0	HOME	0- 1	0- 1	4- 1				
3- 8	0- 1	0- 1	AWAY	0- 1	0- 0	3- 5				
1- 0	0- 0	0- 0	NEUTRAL	0- 0	0- 0	1- 0				
3- 6	0- 1	0- 1	NON-CONFERENCE	0- 0	0- 0	3- 4				
2- 1	0- 0	0- 0	HOME	0- 0	0- 0	2- 1				
0- 5	0- 1	0- 1	AWAY	0- 0	0- 0	0- 3				
1- 0	0- 0	0- 0	NEUTRAL	0- 0	0- 0	1- 0				
5- 5	0- 0	0- 0	CONFERENCE	0- 2	0- 1	5- 2				
2- 2	0- 0	0- 0	HOME	0- 1	0- 1	2- 0				
3- 3	0- 0	0- 0	AWAY	0- 1	0- 0	3- 2				
0- 0	0- 0	0- 0	NEUTRAL	0- 0	0- 0	0- 0				

RPI 1-25				RPI 26-50				RPI 51-100				RPI 101+ Team's RPI: 223			
RPI	S	Opponent	Score	RPI	S	Opponent	Score	RPI	S	Opponent	Score	RPI	S	Opponent	Score
21	A	Georgia	48 85	33	A	South Carolina	21 66	67	H	Howard	46 69	138	H	Coppin St.	39 57
								77	A	Hampton	41 73	151	A	Florida A&M	62 79
												201	A	Clemson	38 83
												212	H	Charleston So.	68 65
												230	A	Winthrop	59 67
												256	H	Presbyterian	50 53
												267	H	Morgan St.	84 71
												270	A	Jacksonville	67 68
												272	A	Norfolk St.	75 69
												273	A	N.C. A&T	71 68
												284	A	Savannah St.	65 76
												284	H	Savannah St.	55 48
												286	N	Coastal Caro.	61 59
												327	A	Bethune-Cookman	71 60
												329	H	UNC Asheville	92 82
LAST 12 Division I GAMES:															
273	A	N.C. A&T	71 68	138	H	Coppin St.	39 57								
284	H	Savannah St.	55 48	267	H	Morgan St.	84 71								
67	H	Howard	46 69	270	A	Jacksonville	67 68								
284	A	Savannah St.	65 76	329	H	UNC Asheville	92 82								
151	A	Florida A&M	62 79	286	N	Coastal Caro.	61 59								
327	A	Bethune-Cookman	71 60	33	A	South Carolina	21 66								

Non-Div I Games: Claflin 76 59 Southern Wesleyan 78 56

South Carolina St.

Loss, Non-Conf, S Site, H Home A Away N Neutral

Average RPI Win:	212	WON-LOST	WINNING	LAST 12	STRENGTH OF	OPP. STRENGTH	TEAM	ADJ.	CONF.	ADJ CONF.
Average RPI Loss:	166	RECORD	PCT. RANK	GAMES	SCHEDULE	OF SCHEDULE	RPI	RPI	RPI	RPI

DIV. I ONLY	14- 6	69	8- 3	226	223	101	101	18	18
DIV. I NON-CONF.	6- 1	20	1- 0	86	296	57	57	11	11
TOTALS	RPI 1-25	RPI 26-50	W-L RECORDS	RPI 51-100	RPI 101-150	RPI 150+			
14- 6	0- 0	0- 0	OVERALL	2- 1	2- 2	10- 3			
8- 1	0- 0	0- 0	HOME	0- 0	1- 1	7- 0			
6- 5	0- 0	0- 0	AWAY	2- 1	1- 1	3- 3			
0- 0	0- 0	0- 0	NEUTRAL	0- 0	0- 0	0- 0			
6- 1	0- 0	0- 0	NON-CONFERENCE	2- 0	1- 1	3- 0			
3- 0	0- 0	0- 0	HOME	0- 0	1- 0	2- 0			
3- 1	0- 0	0- 0	AWAY	2- 0	0- 1	1- 0			
0- 0	0- 0	0- 0	NEUTRAL	0- 0	0- 0	0- 0			
8- 5	0- 0	0- 0	CONFERENCE	0- 1	1- 1	7- 3			
5- 1	0- 0	0- 0	HOME	0- 0	0- 1	5- 0			
3- 4	0- 0	0- 0	AWAY	0- 1	1- 0	2- 3			
0- 0	0- 0	0- 0	NEUTRAL	0- 0	0- 0	0- 0			

RPI S	Opponent	Score	RPI S	Opponent	Score	RPI S	Opponent	Score	RPI S	Opponent	Score	Team's RPI: 101
						60	A South Dakota St.	51 59	119	A Oral Roberts	60 57	
						64	A Idaho St.	66 54	119	H Oral Roberts	53 66	
						100	A Creighton	56 53	131	A UNI	43 53	
									146	H Northern Colo.	73 48	
									153	A UMKC	49 61	
									153	H UMKC	60 54	
									226	A Oakland	58 51	
									242	H Western Ill.	78 57	
									247	A North Dakota St.	50 64	
									247	H North Dakota St.	53 40	
									259	H Cornell	79 56	
									266	H IUPUI	73 65	
									277	H Northern Ariz.	73 56	
									281	A Southern Utah	68 40	
									281	H Southern Utah	81 69	
									287	A IPFW	63 65	
									302	A Utah Valley	63 54	
LAST 12 Division I GAMES:												
			247	H North Dakota St.	53 40	60	A South Dakota St.	51 59				
			153	H UMKC	60 54	247	A North Dakota St.	50 64				
			119	A Oral Roberts	60 57	259	H Cornell	79 56				
			281	A Southern Utah	68 40	153	A UMKC	49 61				
			266	H IUPUI	73 65	281	H Southern Utah	81 69				
			242	H Western Ill.	78 57	119	H Oral Roberts	53 66				

Non-Div I Games: Viterbo 82 34 Tabor 94 16 Neb. Omaha 58 38

South Dakota

Loss, Non-Conf, S Site, H Home A Away N Neutral

Average RPI Win:	199	WON-LOST	WINNING	LAST 12	STRENGTH OF	OPP. STRENGTH	TEAM	ADJ.	CONF.	ADJ CONF.
Average RPI Loss:	64	RECORD	PCT. RANK	GAMES	SCHEDULE	OF SCHEDULE	RPI	RPI	RPI	RPI
DIV. I ONLY	17- 7	60	11- 1	113	109	60	60	18	18	
DIV. I NON-CONF.	4- 6	212	0- 0	19	9	12	12	11	11	
TOTALS	RPI 1-25	RPI 26-50	W-L RECORDS	RPI 51-100	RPI 101-150	RPI 150+				
17- 7	0- 1	0- 2	OVERALL	1- 2	5- 2	11- 0				
9- 1	0- 1	0- 0	HOME	1- 0	4- 0	4- 0				
8- 4	0- 0	0- 2	AWAY	0- 0	1- 2	7- 0				
0- 2	0- 0	0- 0	NEUTRAL	0- 2	0- 0	0- 0				
4- 6	0- 1	0- 2	NON-CONFERENCE	1- 2	3- 1	0- 0				
3- 1	0- 1	0- 0	HOME	1- 0	2- 0	0- 0				
1- 3	0- 0	0- 2	AWAY	0- 0	1- 1	0- 0				
0- 2	0- 0	0- 0	NEUTRAL	0- 2	0- 0	0- 0				
13- 1	0- 0	0- 0	CONFERENCE	0- 0	2- 1	11- 0				
6- 0	0- 0	0- 0	HOME	0- 0	2- 0	4- 0				
7- 1	0- 0	0- 0	AWAY	0- 0	0- 1	7- 0				
0- 0	0- 0	0- 0	NEUTRAL	0- 0	0- 0	0- 0				

RPI 1-25				RPI 26-50				RPI 51-100 Team's RPI: 60				RPI 101+			
RPI	S	Opponent	Score	RPI	S	Opponent	Score	RPI	S	Opponent	Score	RPI	S	Opponent	Score
10	H	Kansas St.	46 63	32	A	Nebraska	71 80	52	N	Marist	49 57	101	H	South Dakota	59 51
				43	A	Middle Tenn.	49 59	87	N	Cincinnati	22 55	108	A	Marquette	51 59
								90	H	Washington St.	63 58	119	A	Oral Roberts	65 71
												119	H	Oral Roberts	70 51
												137	H	Utah St.	84 73
												141	A	UALR	60 49
												141	H	UALR	64 55
												153	A	UMKC	79 73
												153	H	UMKC	75 62
												226	A	Oakland	61 51
												226	H	Oakland	62 52
												242	A	Western Ill.	82 56
												247	A	North Dakota St.	88 52
												266	A	IUPUI	74 63
												281	A	Southern Utah	66 50
												281	H	Southern Utah	65 43
												287	A	IPFW	76 66
												287	H	IPFW	81 58
LAST 12 Division I GAMES:															
153	A	UMKC	79 73	101	H	South Dakota	59 51	153	H	UMKC	75 62	281	A	Southern Utah	66 50
119	H	Oral Roberts	70 51	281	H	Southern Utah	65 43	119	A	Oral Roberts	65 71	287	H	IPFW	81 58
226	A	Oakland	61 51	226	H	Oakland	62 52								
287	A	IPFW	76 66												
247	A	North Dakota St.	88 52												

Non-Div I Games: St. Cloud St. 74 35

South Dakota St.

Average RPI Win:	181	WON-LOST	WINNING	LAST 12	STRENGTH OF	OPP. STRENGTH	TEAM	ADJ.	CONF.	ADJ CONF.
Average RPI Loss:	43	RECORD	PCT. RANK	GAMES	SCHEDULE	OF SCHEDULE	RPI	RPI	RPI	RPI
DIV. I ONLY	13- 13	167	5- 7	48	42	96	96	2	2	
DIV. I NON-CONF.	8- 6	129	0- 0	113	151	145	145	1	1	
TOTALS	RPI 1-25	RPI 26-50	W-L RECORDS	RPI 51-100	RPI 101-150	RPI 150+				
13- 13	2- 4	0- 5	OVERALL	1- 2	2- 2	8- 0				
7- 3	2- 1	0- 2	HOME	0- 0	1- 0	4- 0				
4- 5	0- 1	0- 1	AWAY	1- 0	0- 2	3- 0				
2- 5	0- 1	0- 2	NEUTRAL	0- 2	1- 0	1- 0				
8- 6	0- 1	0- 2	NON-CONFERENCE	0- 2	2- 1	6- 0				
4- 0	0- 0	0- 0	HOME	0- 0	1- 0	3- 0				
2- 1	0- 0	0- 0	AWAY	0- 0	0- 1	2- 0				
2- 5	0- 1	0- 2	NEUTRAL	0- 2	1- 0	1- 0				
5- 7	2- 3	0- 3	CONFERENCE	1- 0	0- 1	2- 0				
3- 3	2- 1	0- 2	HOME	0- 0	0- 0	1- 0				
2- 4	0- 2	0- 1	AWAY	1- 0	0- 1	1- 0				
0- 0	0- 0	0- 0	NEUTRAL	0- 0	0- 0	0- 0				

RPI	S	Opponent	Score	RPI	S	Opponent	Score	RPI	S	Opponent	Score	RPI	S	Opponent	Score
2	A	Connecticut	62 77	26	H	Georgetown	56 66	64	N	Idaho St.	63 76	103	A	Syracuse	61 76
11	N	Miami (FL)	72 92	28	N	Arkansas	61 65	68	N	Florida St.	49 62	111	A	Auburn	45 62
13	H	Rutgers	66 72	29	A	St. John's (NY)	57 67	87	A	Cincinnati	58 55	130	H	Stetson	77 62
18	H	DePaul	66 63	42	H	West Virginia	52 55					136	N	Minnesota	60 52
19	A	Louisville	57 63	44	N	Dayton	63 73					159	N	Central Mich.	86 80
20	H	Villanova	54 39									162	A	Seton Hall	68 49
												162	H	Seton Hall	57 45
												227	H	Md.-East. Shore	71 50
												282	H	North Florida	76 41
												313	A	Air Force	73 70
												324	A	Saint Peter's	68 52
												327	H	Bethune-Cookman	72 36
LAST 12 Division I GAMES:															
20	H	Villanova	54 39	13	H	Rutgers	66 72								
29	A	St. John's (NY)	57 67	18	H	DePaul	66 63								
103	A	Syracuse	61 76	162	A	Seton Hall	68 49								
42	H	West Virginia	52 55	19	A	Louisville	57 63								
2	A	Connecticut	62 77	26	H	Georgetown	56 66								
162	H	Seton Hall	57 45	87	A	Cincinnati	58 55								

Non-Div I Games:

South Fla.

■ Loss,
 ■ Non-Conf,
 ■ S Site,
 ■ Home
 ■ Away
 N Neutral

Average RPI Win: 286	WON-LOST	WINNING	LAST 12	STRENGTH OF	OPP. STRENGTH	TEAM	ADJ.	CONF.	ADJ CONF.
Average RPI Loss: 188	RECORD	PCT. RANK	GAMES	SCHEDULE	OF SCHEDULE	RPI	RPI	RPI	RPI
DIV. I ONLY	5- 19	302	3- 9	242	327	323	323	31	31
DIV. I NON-CONF.	2- 10	304	0- 0	220	227	315	315	30	30
TOTALS	RPI 1-25	RPI 26-50	W-L RECORDS	RPI 51-100	RPI 101-150	RPI 150+			
5- 19	0- 0	0- 0	OVERALL	0- 2	0- 7	5- 10			
4- 5	0- 0	0- 0	HOME	0- 0	0- 1	4- 4			
0- 12	0- 0	0- 0	AWAY	0- 2	0- 5	0- 5			
1- 2	0- 0	0- 0	NEUTRAL	0- 0	0- 1	1- 1			
2- 10	0- 0	0- 0	NON-CONFERENCE	0- 2	0- 4	2- 4			
1- 1	0- 0	0- 0	HOME	0- 0	0- 0	1- 1			
0- 7	0- 0	0- 0	AWAY	0- 2	0- 3	0- 2			
1- 2	0- 0	0- 0	NEUTRAL	0- 0	0- 1	1- 1			
3- 9	0- 0	0- 0	CONFERENCE	0- 0	0- 3	3- 6			
3- 4	0- 0	0- 0	HOME	0- 0	0- 1	3- 3			
0- 5	0- 0	0- 0	AWAY	0- 0	0- 2	0- 3			
0- 0	0- 0	0- 0	NEUTRAL	0- 0	0- 0	0- 0			

RPI 1-25				RPI 26-50				RPI 51-100				RPI 101+				Team's RPI: 323	
RPI	S	Opponent	Score	RPI	S	Opponent	Score	RPI	S	Opponent	Score	RPI	S	Opponent	Score		
								86	A	North Carolina St.	29	66	104	A	Eastern Ill.	48	74
								99	A	UAB	41	64	104	H	Eastern Ill.	46	73
												120	A	UT Martin	47	88	
												131	A	UNI	42	62	
												142	A	Ill.-Chicago	54	69	
												143	N	Samford	58	63	
												147	A	Wright St.	53	74	
												159	N	Central Mich.	59	100	
												179	H	Ole Miss	43	51	
												195	H	SIU Edwardsville	43	58	
												216	H	Arkansas St.	56	52	
												251	A	Tennessee Tech	57	60	
												252	A	Saint Louis	45	54	
												265	A	Eastern Ky.	37	52	
												285	H	Tennessee St.	50	39	
												288	N	Longwood	56	52	
												289	H	Morehead St.	57	61	
												294	A	Murray St.	62	63	
												294	H	Murray St.	75	80	
												301	H	Austin Peay	69	60	
												312	A	Western Mich.	34	67	
												340	H	Jacksonville St.	66	48	
LAST 12 Division I GAMES:																	
				294	A	Murray St.	62	63		195	H	SIU Edwardsville	43	58			
				285	H	Tennessee St.	50	39		104	H	Eastern Ill.	46	73			
				104	A	Eastern Ill.	48	74		265	A	Eastern Ky.	37	52			
				301	H	Austin Peay	69	60		340	H	Jacksonville St.	66	48			
				120	A	UT Martin	47	88		294	H	Murray St.	75	80			
				251	A	Tennessee Tech	57	60		289	H	Morehead St.	57	61			

Non-Div I Games: Lindenwood (MO) 66 56

Southeast Mo. St.

■ Loss,
 ■ Non-Conf,
 ■ S Site,
 ■ Home
 ■ A Away
 N Neutral

Average RPI Win:	289	WON-LOST	WINNING	LAST 12	STRENGTH OF	OPP. STRENGTH	TEAM	ADJ.	CONF.	ADJ CONF.
Average RPI Loss:	184	RECORD	PCT. RANK	GAMES	SCHEDULE	OF SCHEDULE	RPI	RPI	RPI	RPI
DIV. I ONLY	5- 14	287	4- 7	271	335	311	311	24	24	
DIV. I NON-CONF.	1- 8	321	0- 1	269	330	311	311	27	27	
TOTALS	RPI 1-25	RPI 26-50	W-L RECORDS	RPI 51-100	RPI 101-150	RPI 150+				
5- 14	0- 0	0- 0	OVERALL	0- 3	0- 1	5- 10				
3- 5	0- 0	0- 0	HOME	0- 0	0- 1	3- 4				
2- 9	0- 0	0- 0	AWAY	0- 3	0- 0	2- 6				
0- 0	0- 0	0- 0	NEUTRAL	0- 0	0- 0	0- 0				
1- 8	0- 0	0- 0	NON-CONFERENCE	0- 2	0- 0	1- 6				
1- 3	0- 0	0- 0	HOME	0- 0	0- 0	1- 3				
0- 5	0- 0	0- 0	AWAY	0- 2	0- 0	0- 3				
0- 0	0- 0	0- 0	NEUTRAL	0- 0	0- 0	0- 0				
4- 6	0- 0	0- 0	CONFERENCE	0- 1	0- 1	4- 4				
2- 2	0- 0	0- 0	HOME	0- 0	0- 1	2- 1				
2- 4	0- 0	0- 0	AWAY	0- 1	0- 0	2- 3				
0- 0	0- 0	0- 0	NEUTRAL	0- 0	0- 0	0- 0				

RPI S	Opponent	Score	RPI S	Opponent	Score	RPI S	Opponent	Score	RPI S	Opponent	Score	Team's RPI: 311
						65	A Texas	65 73	109	H McNeese St.	36 60	
						76	A Central Ark.	54 71	151	H Florida A&M	63 85	
						94	A Memphis	44 80	155	H Stephen F. Austin	61 69	
									161	A Lamar	69 61	
									164	A Sam Houston St.	46 67	
									173	A Alabama	56 69	
									179	A Ole Miss	52 72	
									217	A Nicholls St.	79 88	
									250	H Alcorn St.	54 62	
									304	H UTSA	64 63	
									310	A La.-Lafayette	54 63	
									310	H La.-Lafayette	57 69	
									318	H Jackson St.	76 49	
									320	A A&M-Corpus Christi	73 78	
									331	A Northwestern St.	79 70	
									331	H Northwestern St.	73 66	
LAST 12 Division I GAMES:												
			331	A Northwestern St.	79 70		217	A Nicholls St.	79 88			
			304	H UTSA	64 63		109	H McNeese St.	36 60			
			164	A Sam Houston St.	46 67		320	A A&M-Corpus Christi	73 78			
			161	A Lamar	69 61		155	H Stephen F. Austin	61 69			
			331	H Northwestern St.	73 66		179	A Ole Miss	52 72			
			76	A Central Ark.	54 71		151	H Florida A&M	63 85			

Non-Div I Games: New Orleans 81 30 Centenary (LA) 83 54 Spring Hill 85 72 Mobile 54 45
Southeastern La.

Average RPI Win:	124	WON-LOST	WINNING	LAST 12	STRENGTH OF	OPP. STRENGTH	TEAM	ADJ.	CONF.	ADJ CONF.
Average RPI Loss:	62	RECORD	PCT. RANK	GAMES	SCHEDULE	OF SCHEDULE	RPI	RPI	RPI	RPI
DIV. I ONLY	13- 11	140	7- 5	8	31	38	38	4	4	
DIV. I NON-CONF.	6- 5	140	1- 0	24	31	45	45	6	6	
TOTALS	RPI 1-25	RPI 26-50	W-L RECORDS	RPI 51-100	RPI 101-150	RPI 150+				
13- 11	0- 5	4- 1	OVERALL	3- 2	3- 2	3- 1				
6- 3	0- 1	1- 0	HOME	2- 2	1- 0	2- 0				
6- 7	0- 3	3- 1	AWAY	1- 0	2- 2	0- 1				
1- 1	0- 1	0- 0	NEUTRAL	0- 0	0- 0	1- 0				
6- 5	0- 3	1- 1	NON-CONFERENCE	1- 0	1- 0	3- 1				
3- 0	0- 0	0- 0	HOME	1- 0	0- 0	2- 0				
2- 4	0- 2	1- 1	AWAY	0- 0	1- 0	0- 1				
1- 1	0- 1	0- 0	NEUTRAL	0- 0	0- 0	1- 0				
7- 6	0- 2	3- 0	CONFERENCE	2- 2	2- 2	0- 0				
3- 3	0- 1	1- 0	HOME	1- 2	1- 0	0- 0				
4- 3	0- 1	2- 0	AWAY	1- 0	1- 2	0- 0				
0- 0	0- 0	0- 0	NEUTRAL	0- 0	0- 0	0- 0				

RPI 1-25				RPI 26-50				Team's RPI: 38		RPI 51-100				RPI 101+					
RPI	S	Opponent	Score	RPI	S	Opponent	Score		RPI	S	Opponent	Score	RPI	S	Opponent	Score			
3	A	Stanford	52 69	32	A	Nebraska	50 68		55	H	Oregon St.	61 65	115	A	Colorado	67 69			
3	H	Stanford	53 61	34	A	Gonzaga	58 51		59	A	Arizona St.	60 48	118	H	Oregon	92 73			
5	N	Notre Dame	58 80	41	A	California	76 75		63	H	Fresno St.	65 57	122	A	Pepperdine	75 71			
6	A	Texas A&M	70 71	41	H	California	74 54		90	H	Washington St.	67 62	124	A	Utah	55 63			
21	A	Georgia	60 67	49	A	UCLA	47 43		98	H	Washington	61 67	135	A	Arizona	72 67			
																216	A	Arkansas St.	56 58
																233	H	UC Santa Barbara	50 39
																304	H	UTSA	74 56
																322	N	Gardner-Webb	82 41

Non-Div I Games:

Southern California

■ Loss,
 ■ Non-Conf,
 ■ S Site,
 ■ H Home
 ■ A Away
 N Neutral

Average RPI Win:	238	WON-LOST	WINNING	LAST 12	STRENGTH OF	OPP. STRENGTH	TEAM	ADJ.	CONF.	ADJ CONF.
Average RPI Loss:	141	RECORD	PCT. RANK	GAMES	SCHEDULE	OF SCHEDULE	RPI	RPI	RPI	RPI
DIV. I ONLY	7- 17	274	4- 8	175	159	260	260	10	10	
DIV. I NON-CONF.	4- 7	229	1- 0	257	317	300	300	10	10	
TOTALS	RPI 1-25	RPI 26-50	W-L RECORDS	RPI 51-100	RPI 101-150	RPI 150+				
7- 17	0- 1	1- 0	OVERALL	0- 4	0- 5	6- 7				
5- 6	0- 0	1- 0	HOME	0- 2	0- 1	4- 3				
2- 11	0- 1	0- 0	AWAY	0- 2	0- 4	2- 4				
0- 0	0- 0	0- 0	NEUTRAL	0- 0	0- 0	0- 0				
4- 7	0- 1	0- 0	NON-CONFERENCE	0- 0	0- 2	4- 4				
3- 2	0- 0	0- 0	HOME	0- 0	0- 0	3- 2				
1- 5	0- 1	0- 0	AWAY	0- 0	0- 2	1- 2				
0- 0	0- 0	0- 0	NEUTRAL	0- 0	0- 0	0- 0				
3- 10	0- 0	1- 0	CONFERENCE	0- 4	0- 3	2- 3				
2- 4	0- 0	1- 0	HOME	0- 2	0- 1	1- 1				
1- 6	0- 0	0- 0	AWAY	0- 2	0- 2	1- 2				
0- 0	0- 0	0- 0	NEUTRAL	0- 0	0- 0	0- 0				

RPI 1-25				RPI 26-50				RPI 51-100				RPI 101+ Team's RPI: 260			
RPI	S	Opponent	Score	RPI	S	Opponent	Score	RPI	S	Opponent	Score	RPI	S	Opponent	Score
18	A	DePaul	67 93	46	H	Missouri St.	78 72	84	A	Illinois St.	51 75	120	A	UT Martin	70 91
								88	H	Wichita St.	68 78	123	A	Indiana St.	66 72
								100	A	Creighton	59 66	131	A	UNI	51 73
								100	H	Creighton	64 80	131	H	UNI	66 70
												147	A	Wright St.	59 61
												154	A	Bradley	50 66
												154	H	Bradley	59 72
												157	A	Drake	59 73
												157	H	Drake	63 59
												176	A	Northern Ill.	50 53
												195	H	SIU Edwardsville	60 70
												215	H	Loyola Chicago	44 66
												266	H	IUPUI	77 63
												285	A	Tennessee St.	89 68
												293	A	Evansville	74 60
												294	H	Murray St.	74 57
												301	A	Austin Peay	70 76
												326	H	Chicago St.	76 54
LAST 12 Division I GAMES:															
100	H	Creighton	64 80	88	H	Wichita St.	68 78								
157	H	Drake	63 59	46	H	Missouri St.	78 72								
154	A	Bradley	50 66	100	A	Creighton	59 66								
131	A	UNI	51 73	157	A	Drake	59 73								
293	A	Evansville	74 60	131	H	UNI	66 70								
294	H	Murray St.	74 57	154	H	Bradley	59 72								

Non-Div I Games:

Southern Ill.

Average RPI Win:	240	WON-LOST	WINNING	LAST 12	STRENGTH OF	OPP. STRENGTH	TEAM	ADJ.	CONF.	ADJ CONF.
Average RPI Loss:	145	RECORD	PCT. RANK	GAMES	SCHEDULE	OF SCHEDULE	RPI	RPI	RPI	RPI
DIV. I ONLY	8- 15	252	4- 8	107	265	218	218	11	11	
DIV. I NON-CONF.	5- 7	209	1- 0	111	318	229	229	17	17	
TOTALS	RPI 1-25	RPI 26-50	W-L RECORDS	RPI 51-100	RPI 101-150	RPI 150+				
8- 15	0- 1	0- 0	OVERALL	1- 3	0- 3	7- 8				
5- 6	0- 0	0- 0	HOME	0- 2	0- 1	5- 3				
2- 9	0- 1	0- 0	AWAY	1- 1	0- 2	1- 5				
1- 0	0- 0	0- 0	NEUTRAL	0- 0	0- 0	1- 0				
5- 7	0- 1	0- 0	NON-CONFERENCE	0- 0	0- 3	5- 3				
4- 3	0- 0	0- 0	HOME	0- 0	0- 1	4- 2				
0- 4	0- 1	0- 0	AWAY	0- 0	0- 2	0- 1				
1- 0	0- 0	0- 0	NEUTRAL	0- 0	0- 0	1- 0				
3- 8	0- 0	0- 0	CONFERENCE	1- 3	0- 0	2- 5				
1- 3	0- 0	0- 0	HOME	0- 2	0- 0	1- 1				
2- 5	0- 0	0- 0	AWAY	1- 1	0- 0	1- 4				
0- 0	0- 0	0- 0	NEUTRAL	0- 0	0- 0	0- 0				

RPI 1-25				RPI 26-50				RPI 51-100				RPI 101+ Team's RPI: 218			
RPI	S	Opponent	Score	RPI	S	Opponent	Score	RPI	S	Opponent	Score	RPI	S	Opponent	Score
9	A	Kentucky	71 88					57	H	UTEP	63 70	117	A	Mississippi St.	57 71
								94	A	Memphis	62 54	120	H	UT Martin	69 88
								94	H	Memphis	44 85	141	A	UALR	44 70
								99	A	UAB	59 65	151	H	Florida A&M	68 77
												155	H	Stephen F. Austin	65 66
												163	A	UCF	47 65
												169	A	Montana	64 79
												177	H	South Ala.	67 62
												181	A	Marshall	44 55
												190	A	Tulsa	57 68
												198	A	SMU	74 67
												211	A	Rice	43 72
												243	H	East Carolina	67 57
												248	H	La.-Monroe	77 74
												298	N	Idaho	63 62
												317	H	Houston	49 56
												318	H	Jackson St.	70 55
												340	H	Jacksonville St.	75 58
LAST 12 Division I GAMES:															
198	A	SMU	74 67	94	H	Memphis	44 85								
243	H	East Carolina	67 57	163	A	UCF	47 65								
94	A	Memphis	62 54	181	A	Marshall	44 55								
99	A	UAB	59 65	317	H	Houston	49 56								
57	H	UTEP	63 70	190	A	Tulsa	57 68								
211	A	Rice	43 72	298	N	Idaho	63 62								

Non-Div I Games: William Carey 62 46

Southern Miss.

■ Loss,
 ■ Non-Conf, S Site,
 ■ Home
 ■ Away
 N Neutral

Average RPI Win:	286	WON-LOST	WINNING	LAST 12	STRENGTH OF	OPP. STRENGTH	TEAM	ADJ.	CONF.	ADJ CONF.
Average RPI Loss:	164	RECORD	PCT. RANK	GAMES	SCHEDULE	OF SCHEDULE	RPI	RPI	RPI	RPI
DIV. I ONLY	9- 9	167	9- 3	319	328	228	228	32	32	
DIV. I NON-CONF.	0- 6	337	0- 0	68	169	102	102	15	15	
TOTALS	RPI 1-25	RPI 26-50	W-L RECORDS	RPI 51-100	RPI 101-150	RPI 150+				
9- 9	0- 1	0- 1	OVERALL	0- 1	0- 1	9- 5				
5- 2	0- 0	0- 0	HOME	0- 0	0- 0	5- 2				
4- 7	0- 1	0- 1	AWAY	0- 1	0- 1	4- 3				
0- 0	0- 0	0- 0	NEUTRAL	0- 0	0- 0	0- 0				
0- 6	0- 1	0- 1	NON-CONFERENCE	0- 1	0- 0	0- 3				
0- 1	0- 0	0- 0	HOME	0- 0	0- 0	0- 1				
0- 5	0- 1	0- 1	AWAY	0- 1	0- 0	0- 2				
0- 0	0- 0	0- 0	NEUTRAL	0- 0	0- 0	0- 0				
9- 3	0- 0	0- 0	CONFERENCE	0- 0	0- 1	9- 2				
5- 1	0- 0	0- 0	HOME	0- 0	0- 0	5- 1				
4- 2	0- 0	0- 0	AWAY	0- 0	0- 1	4- 1				
0- 0	0- 0	0- 0	NEUTRAL	0- 0	0- 0	0- 0				

RPI 1-25				RPI 26-50				RPI 51-100				RPI 101+ Team's RPI: 228			
RPI	S	Opponent	Score	RPI	S	Opponent	Score	RPI	S	Opponent	Score	RPI	S	Opponent	Score
14	A	Ohio St.	49 83	45	A	Tulane	59 66	98	A	Washington	56 64	150	A	Mississippi Val.	61 78
												161	H	Lamar	62 70
												177	A	South Ala.	44 57
												203	A	Grambling	59 60
												203	H	Grambling	72 67
												220	H	Alabama A&M	51 32
												250	H	Alcorn St.	67 62
												291	A	Prairie View	58 53
												305	H	Alabama St.	71 51
												310	A	La.-Lafayette	49 60
												318	A	Jackson St.	65 60
												318	H	Jackson St.	42 49
												328	A	Ark.-Pine Bluff	81 62
												328	H	Ark.-Pine Bluff	62 48
												333	A	Texas Southern	49 39
LAST 12 Division I GAMES:															
328	H	Ark.-Pine Bluff	62 48	150	A	Mississippi Val.	61 78								
318	A	Jackson St.	65 60	328	A	Ark.-Pine Bluff	81 62								
203	A	Grambling	59 60	318	H	Jackson St.	42 49								
250	H	Alcorn St.	67 62	203	H	Grambling	72 67								
305	H	Alabama St.	71 51	333	A	Texas Southern	49 39								
220	H	Alabama A&M	51 32	291	A	Prairie View	58 53								

Non-Div I Games: Dillard 66 47

Southern U.

■ Loss,
 ■ Non-Conf,
 ■ S Site,
 ■ Home
 ■ A Away
 N Neutral

Southern Utah

Through Games Of Sunday, February 12, 2012

Average RPI Win:	296	WON-LOST	WINNING	LAST 12	STRENGTH OF	OPP. STRENGTH	TEAM	ADJ.	CONF.	ADJ CONF.
Average RPI Loss:	153	RECORD	PCT. RANK	GAMES	SCHEDULE	OF SCHEDULE	RPI	RPI	RPI	RPI
DIV. I ONLY	5- 19	302	2- 10	156	263	281	281	18	18	
DIV. I NON-CONF.	3- 7	262	0- 1	79	321	256	256	11	11	
TOTALS	RPI 1-25	RPI 26-50	W-L RECORDS	RPI 51-100	RPI 101-150	RPI 150+				
5- 19	0- 1	0- 1	OVERALL	0- 3	0- 4	5- 10				
3- 6	0- 0	0- 0	HOME	0- 1	0- 1	3- 4				
2- 12	0- 1	0- 1	AWAY	0- 2	0- 3	2- 5				
0- 1	0- 0	0- 0	NEUTRAL	0- 0	0- 0	0- 1				
3- 7	0- 1	0- 1	NON-CONFERENCE	0- 1	0- 1	3- 3				
1- 1	0- 0	0- 0	HOME	0- 0	0- 0	1- 1				
2- 5	0- 1	0- 1	AWAY	0- 1	0- 1	2- 1				
0- 1	0- 0	0- 0	NEUTRAL	0- 0	0- 0	0- 1				
2- 12	0- 0	0- 0	CONFERENCE	0- 2	0- 3	2- 7				
2- 5	0- 0	0- 0	HOME	0- 1	0- 1	2- 3				
0- 7	0- 0	0- 0	AWAY	0- 1	0- 2	0- 4				
0- 0	0- 0	0- 0	NEUTRAL	0- 0	0- 0	0- 0				

RPI 1-25				RPI 26-50				RPI 51-100				RPI 101+ Team's RPI: 281			
RPI	S	Opponent	Score	RPI	S	Opponent	Score	RPI	S	Opponent	Score	RPI	S	Opponent	Score
14	A	Ohio St.	50 88	40	A	BYU	49 82	55	A	Oregon St.	40 90	101	A	South Dakota	69 81
								60	A	South Dakota St.	43 65	101	H	South Dakota	40 68
								60	H	South Dakota St.	50 66	119	A	Oral Roberts	59 109
												124	A	Utah	60 74
												153	A	UMKC	61 81
												153	H	UMKC	46 64
												192	A	Santa Clara	78 79
												226	H	Oakland	60 64
												240	N	North Dakota	61 62
												242	A	Western Ill.	70 82
												247	A	North Dakota St.	56 74
												247	H	North Dakota St.	68 80
												266	A	IUPUI	49 56
												266	H	IUPUI	58 48
												271	H	San Jose St.	68 70
												287	H	IPFW	80 68
												302	A	Utah Valley	60 59
												302	H	Utah Valley	80 65
												325	A	New Mexico St.	58 57
LAST 12 Division I GAMES:															
266	H	IUPUI	58 48	287	H	IPFW	80 68								
247	A	North Dakota St.	56 74	266	A	IUPUI	49 56								
60	A	South Dakota St.	43 65	242	A	Western Ill.	70 82								
153	H	UMKC	46 64	60	H	South Dakota St.	50 66								
101	H	South Dakota	40 68	247	H	North Dakota St.	68 80								
226	H	Oakland	60 64	271	H	San Jose St.	68 70								

Non-Div I Games: Westminster (UT) 59 57

Southern Utah

■ Loss,
 ■ Non-Conf,
 ■ S Site,
 ■ Home
 ■ A Away
 N Neutral

St. Bonaventure

Through Games Of Sunday, February 12, 2012

Average RPI Win:	155	WON-LOST	WINNING	LAST 12	STRENGTH OF	OPP. STRENGTH	TEAM	ADJ.	CONF.	ADJ CONF.
Average RPI Loss:	14	RECORD	PCT. RANK	GAMES	SCHEDULE	OF SCHEDULE	RPI	RPI	RPI	RPI
DIV. I ONLY	24- 2	5	12- 0	85	92	16	16	9	9	
DIV. I NON-CONF.	13- 2	19	1- 0	154	77	30	30	8	8	
TOTALS	RPI 1-25	RPI 26-50	W-L RECORDS	RPI 51-100	RPI 101-150	RPI 150+				
24- 2	0- 2	4- 0	OVERALL	6- 0	2- 0	12- 0				
11- 1	0- 1	1- 0	HOME	4- 0	0- 0	6- 0				
12- 0	0- 0	3- 0	AWAY	2- 0	2- 0	5- 0				
1- 1	0- 1	0- 0	NEUTRAL	0- 0	0- 0	1- 0				
13- 2	0- 2	2- 0	NON-CONFERENCE	2- 0	0- 0	9- 0				
6- 1	0- 1	0- 0	HOME	2- 0	0- 0	4- 0				
6- 0	0- 0	2- 0	AWAY	0- 0	0- 0	4- 0				
1- 1	0- 1	0- 0	NEUTRAL	0- 0	0- 0	1- 0				
11- 0	0- 0	2- 0	CONFERENCE	4- 0	2- 0	3- 0				
5- 0	0- 0	1- 0	HOME	2- 0	0- 0	2- 0				
6- 0	0- 0	1- 0	AWAY	2- 0	2- 0	1- 0				
0- 0	0- 0	0- 0	NEUTRAL	0- 0	0- 0	0- 0				

RPI 1-25				RPI 26-50				RPI 51-100				RPI 101+			
RPI	S	Opponent	Score	RPI	S	Opponent	Score	RPI	S	Opponent	Score	RPI	S	Opponent	Score
7	H	Delaware	49 61	29	A	St. John's (NY)	64 58	52	H	Marist	67 56	110	A	Charlotte	68 63
20	N	Villanova	44 55	39	H	Richmond	75 59	53	A	Temple	74 65	145	A	La Salle	75 57
				42	A	West Virginia	56 48	61	H	Saint Joseph's	68 61	196	A	Canisius	74 58
				44	A	Dayton	56 55	72	A	Duquesne	58 53	200	H	Indiana	65 45
								72	H	Duquesne	61 53	209	H	George Washington	80 69
								78	H	Sacred Heart	67 63	214	H	Buffalo	76 45
												229	A	Massachusetts	69 54
												237	A	Binghamton	49 34
												239	H	Niagara	63 49
												252	H	Saint Louis	64 52
												267	H	Morgan St.	79 55
												272	N	Norfolk St.	58 44
												299	A	Kent St.	60 51
												314	A	Colgate	68 49
LAST 12 Division I GAMES:															
				44	A	Dayton	56 55	110	A	Charlotte	68 63				
				229	A	Massachusetts	69 54	39	H	Richmond	75 59				
				209	H	George Washington	80 69	252	H	Saint Louis	64 52				
				72	A	Duquesne	58 53	53	A	Temple	74 65				
				145	A	La Salle	75 57	72	H	Duquesne	61 53				
				61	H	Saint Joseph's	68 61	78	H	Sacred Heart	67 63				

Non-Div I Games:

St. Bonaventure

Loss, Non-Conf, S Site, H Home A Away N Neutral

Average RPI Win:	287	WON-LOST	WINNING	LAST 12	STRENGTH OF	OPP. STRENGTH	TEAM	ADJ.	CONF.	ADJ CONF.
Average RPI Loss:	197	RECORD	PCT. RANK	GAMES	SCHEDULE	OF SCHEDULE	RPI	RPI	RPI	RPI
DIV. I ONLY	3- 21	326	2- 10	295	294	336	336	19	19	
DIV. I NON-CONF.	1- 10	329	0- 1	311	333	338	338	26	26	
TOTALS	RPI 1-25	RPI 26-50	W-L RECORDS	RPI 51-100	RPI 101-150	RPI 150+				
3- 21	0- 0	0- 0	OVERALL	0- 3	0- 3	3- 15				
2- 10	0- 0	0- 0	HOME	0- 1	0- 1	2- 8				
1- 11	0- 0	0- 0	AWAY	0- 2	0- 2	1- 7				
0- 0	0- 0	0- 0	NEUTRAL	0- 0	0- 0	0- 0				
1- 10	0- 0	0- 0	NON-CONFERENCE	0- 1	0- 2	1- 7				
1- 4	0- 0	0- 0	HOME	0- 0	0- 1	1- 3				
0- 6	0- 0	0- 0	AWAY	0- 1	0- 1	0- 4				
0- 0	0- 0	0- 0	NEUTRAL	0- 0	0- 0	0- 0				
2- 11	0- 0	0- 0	CONFERENCE	0- 2	0- 1	2- 8				
1- 6	0- 0	0- 0	HOME	0- 1	0- 0	1- 5				
1- 5	0- 0	0- 0	AWAY	0- 1	0- 1	1- 3				
0- 0	0- 0	0- 0	NEUTRAL	0- 0	0- 0	0- 0				

RPI 1-25			RPI 26-50			RPI 51-100			RPI 101+			Team's RPI: 336
RPI	S	Opponent	Score	RPI	S	Opponent	Score	RPI	S	Opponent	Score	
								62	H	Quinnipiac	43	59
								78	A	Sacred Heart	33	62
								93	A	Yale	41	72

Non-Div I Games:

St. Francis (NY)

■ Loss,
 ■ Non-Conf,
 ■ S Site,
 ■ H Home
 ■ A Away
 N Neutral

St. John's (NY)

Average RPI Win:	113	WON-LOST	WINNING	LAST 12	STRENGTH OF	OPP. STRENGTH	TEAM	ADJ.	CONF.	ADJ CONF.
Average RPI Loss:	51	RECORD	PCT. RANK	GAMES	SCHEDULE	OF SCHEDULE	RPI	RPI	RPI	RPI
DIV. I ONLY	17- 8	76	10- 2	13	41	29	29	2	2	
DIV. I NON-CONF.	8- 5	106	1- 0	9	102	24	24	1	1	

TOTALS	RPI 1-25	RPI 26-50	W-L RECORDS	RPI 51-100	RPI 101-150	RPI 150+
17- 8	3- 4	0- 1	OVERALL	7- 1	3- 1	4- 1
11- 3	2- 2	0- 0	HOME	5- 0	2- 1	2- 0
5- 3	1- 1	0- 0	AWAY	1- 1	1- 0	2- 1
1- 2	0- 1	0- 1	NEUTRAL	1- 0	0- 0	0- 0
8- 5	0- 2	0- 1	NON-CONFERENCE	5- 1	1- 0	2- 1
7- 1	0- 1	0- 0	HOME	4- 0	1- 0	2- 0
0- 2	0- 0	0- 0	AWAY	0- 1	0- 0	0- 1
1- 2	0- 1	0- 1	NEUTRAL	1- 0	0- 0	0- 0
9- 3	3- 2	0- 0	CONFERENCE	2- 0	2- 1	2- 0
4- 2	2- 1	0- 0	HOME	1- 0	1- 1	0- 0
5- 1	1- 1	0- 0	AWAY	1- 0	1- 0	2- 0
0- 0	0- 0	0- 0	NEUTRAL	0- 0	0- 0	0- 0

RPI 1-25				RPI 26-50				RPI 51-100				RPI 101+			
RPI	S	Opponent	Score	RPI	S	Opponent	Score	RPI	S	Opponent	Score	RPI	S	Opponent	Score
1	N	Baylor	59 73	50	N	Iowa	52 60	53	N	Temple	59 53	103	A	Syracuse	70 58
5	H	Notre Dame	56 71					58	A	Hofstra	82 93	108	H	Marquette	55 63
13	A	Rutgers	61 52					67	H	Howard	63 48	112	H	Providence	57 41
13	H	Rutgers	62 57					73	H	Boston U.	75 38	145	H	La Salle	66 45
16	H	St. Bonaventure	58 64					83	H	Hartford	70 45	152	A	Harvard	56 63
18	A	DePaul	52 69					87	A	Cincinnati	51 34	162	A	Seton Hall	55 25
19	H	Louisville	72 64					94	H	Memphis	64 60	171	A	Pittsburgh	66 51
								96	H	South Fla.	67 57	291	H	Prairie View	66 50
												334	H	Wagner	54 34
LAST 12 Division I GAMES:															
13	A	Rutgers	61 52	13	H	Rutgers	62 57								
96	H	South Fla.	67 57	108	H	Marquette	55 63								
162	A	Seton Hall	55 25	103	A	Syracuse	70 58								
171	A	Pittsburgh	66 51	19	H	Louisville	72 64								
5	H	Notre Dame	56 71	112	H	Providence	57 41								
87	A	Cincinnati	51 34	73	H	Boston U.	75 38								

Non-Div I Games:

St. John's (NY)

■ Loss,
■ Non-Conf,
■ S Site,
■ H Home
■ A Away
N Neutral

St. Mary's (CA)

Through Games Of Sunday, February 12, 2012

Average RPI Win: 149		WON-LOST	WINNING	LAST 12	STRENGTH OF		OPP. STRENGTH	TEAM	ADJ.	CONF.	ADJ CONF.
Average RPI Loss: 98		RECORD	PCT. RANK	GAMES	SCHEDULE		OF SCHEDULE	RPI	RPI	RPI	RPI
DIV. I ONLY		17- 8	76	8- 4	54		87	51	51	8	8
DIV. I NON-CONF.		8- 4	89	0- 0	31		75	37	37	9	9
TOTALS		RPI 1-25	RPI 26-50		W-L RECORDS		RPI 51-100	RPI 101-150		RPI 150+	
17- 8		0- 1	2- 3		OVERALL		1- 2	5- 0		9- 2	
8- 4		0- 0	1- 2		HOME		0- 2	2- 0		5- 0	
8- 4		0- 1	1- 1		AWAY		1- 0	3- 0		3- 2	
1- 0		0- 0	0- 0		NEUTRAL		0- 0	0- 0		1- 0	
8- 4		0- 1	0- 1		NON-CONFERENCE		1- 1	4- 0		3- 1	
3- 2		0- 0	0- 1		HOME		0- 1	1- 0		2- 0	
4- 2		0- 1	0- 0		AWAY		1- 0	3- 0		0- 1	
1- 0		0- 0	0- 0		NEUTRAL		0- 0	0- 0		1- 0	
9- 4		0- 0	2- 2		CONFERENCE		0- 1	1- 0		6- 1	
5- 2		0- 0	1- 1		HOME		0- 1	1- 0		3- 0	
4- 2		0- 0	1- 1		AWAY		0- 0	0- 0		3- 1	
0- 0		0- 0	0- 0		NEUTRAL		0- 0	0- 0		0- 0	

RPI 1-25				RPI 26-50				RPI 51-100				RPI 101+			
RPI	S	Opponent	Score	RPI	S	Opponent	Score	RPI	S	Opponent	Score	RPI	S	Opponent	Score
18	A	DePaul	68 96	34	A	Gonzaga	66 63	55	A	Oregon St.	81 61	116	A	Pacific	68 67
				34	H	Gonzaga	70 75	62	H	Quinnipiac	67 69	118	A	Oregon	72 62
				40	A	BYU	47 83	85	H	San Diego	60 77	122	H	Pepperdine	56 43
				40	H	BYU	54 48					128	H	UC Davis	75 58
				41	H	California	55 65					140	A	Seattle	71 70
												167	A	Portland	75 71
												167	H	Portland	75 58
												169	N	Montana	67 65
												172	H	Cal Poly	65 62
												183	H	Virginia Tech	60 47
												192	A	Santa Clara	57 47
												192	H	Santa Clara	72 52
												233	A	UC Santa Barbara	52 61
												257	A	Loyola Marymount	82 72
												274	A	San Francisco	64 66
												274	H	San Francisco	64 42
LAST 12 Division I GAMES:															
192	A	Santa Clara	57 47	122	H	Pepperdine	56 43								
167	H	Portland	75 58	34	A	Gonzaga	66 63								
40	A	BYU	47 83	167	A	Portland	75 71								
34	H	Gonzaga	70 75	85	H	San Diego	60 77								
192	H	Santa Clara	72 52	274	H	San Francisco	64 42								
274	A	San Francisco	64 66	40	H	BYU	54 48								

Non-Div I Games: William Jessup 82 43

St. Mary's (CA)

■ Loss,
 ■ Non-Conf,
 ■ S Site,
 ■ H Home
 ■ A Away
 N Neutral

Team Record				Through Games Of Sunday, February 11, 1911						
Average RPI Win:	91	WON-LOST	WINNING	LAST 12	STRENGTH OF	OPP. STRENGTH	TEAM	ADJ.	CONF.	ADJ CONF.
Average RPI Loss:	2	RECORD	PCT. RANK	GAMES	SCHEDULE	OF SCHEDULE	RPI	RPI	RPI	RPI
DIV. I ONLY	22- 1	2	12- 0	19	6	3	3	4	4	
DIV. I NON-CONF.	9- 1	16	0- 0	13	7	3	3	6	6	
<hr/>										
TOTALS	RPI 1-25	RPI 26-50		W-L RECORDS		RPI 51-100	RPI 101-150	RPI 150+		
22- 1	2- 1	6- 0		OVERALL		6- 0	5- 0	3- 0		
13- 0	2- 0	4- 0		HOME		3- 0	2- 0	2- 0		
9- 1	0- 1	2- 0		AWAY		3- 0	3- 0	1- 0		
0- 0	0- 0	0- 0		NEUTRAL		0- 0	0- 0	0- 0		
9- 1	2- 1	1- 0		NON-CONFERENCE		2- 0	1- 0	3- 0		
6- 0	2- 0	1- 0		HOME		0- 0	1- 0	2- 0		
3- 1	0- 1	0- 0		AWAY		2- 0	0- 0	1- 0		
0- 0	0- 0	0- 0		NEUTRAL		0- 0	0- 0	0- 0		
13- 0	0- 0	5- 0		CONFERENCE		4- 0	4- 0	0- 0		
7- 0	0- 0	3- 0		HOME		3- 0	1- 0	0- 0		
6- 0	0- 0	2- 0		AWAY		1- 0	3- 0	0- 0		
0- 0	0- 0	0- 0		NEUTRAL		0- 0	0- 0	0- 0		

RPI	S	Opponent	Score	RPI	S	Opponent	Score	RPI	S	Opponent	Score	RPI	S	Opponent	Score
2	A	Connecticut	58 68	34	H	Gonzaga	76 61	55	H	Oregon St.	67 60	115	A	Colorado	80 54
4	H	Tennessee	97 80	38	A	Southern California	61 53	59	A	Arizona St.	62 49	118	H	Oregon	93 70
24	H	Princeton	85 66	38	H	Southern California	69 52	63	A	Fresno St.	93 59	124	A	Utah	62 43
				41	H	California	74 71	65	A	Texas	72 59	128	H	UC Davis	93 44
				49	A	UCLA	77 50	90	H	Washington St.	75 41	135	A	Arizona	91 51
				49	H	UCLA	82 59	98	H	Washington	65 47	170	H	Old Dominion	97 48
												204	A	Xavier	80 64
												307	H	CSU Bakersfield	90 48
LAST 12 Division I GAMES:															
				49	H	UCLA	82 59	90	H	Washington St.	75 41				
				38	H	Southern California	69 52	115	A	Colorado	80 54				
				135	A	Arizona	91 51	124	A	Utah	62 43				
				59	A	Arizona St.	62 49	55	H	Oregon St.	67 60				
				41	H	California	74 71	118	H	Oregon	93 70				
				98	H	Washington	65 47	49	A	UCLA	77 50				

Non-Div I Games:

Stanford

Average RPI Win: 231		WON-LOST	WINNING	LAST 12	STRENGTH OF	OPP. STRENGTH	TEAM	ADJ.	CONF.	ADJ CONF.
Average RPI Loss: 212		RECORD	PCT. RANK	GAMES	SCHEDULE	OF SCHEDULE	RPI	RPI	RPI	RPI
DIV. I ONLY		14- 7	83	7- 5	312	272	155	155	24	24
DIV. I NON-CONF.		8- 3	73	1- 1	316	215	161	161	27	27
TOTALS	RPI 1-25	RPI 26-50		W-L RECORDS		RPI 51-100	RPI 101-150	RPI 150+		
14- 7	0- 0	0- 1		OVERALL		1- 0	1- 0	12- 6		
6- 2	0- 0	0- 0		HOME		1- 0	1- 0	4- 2		
7- 5	0- 0	0- 1		AWAY		0- 0	0- 0	7- 4		
1- 0	0- 0	0- 0		NEUTRAL		0- 0	0- 0	1- 0		
8- 3	0- 0	0- 1		NON-CONFERENCE		0- 0	0- 0	8- 2		
2- 1	0- 0	0- 0		HOME		0- 0	0- 0	2- 1		
5- 2	0- 0	0- 1		AWAY		0- 0	0- 0	5- 1		
1- 0	0- 0	0- 0		NEUTRAL		0- 0	0- 0	1- 0		
6- 4	0- 0	0- 0		CONFERENCE		1- 0	1- 0	4- 4		
4- 1	0- 0	0- 0		HOME		1- 0	1- 0	2- 1		
2- 3	0- 0	0- 0		AWAY		0- 0	0- 0	2- 3		
0- 0	0- 0	0- 0		NEUTRAL		0- 0	0- 0	0- 0		

RPI 1-25				RPI 26-50				RPI 51-100				RPI 101+ Team's RPI: 155			
RPI	S	Opponent	Score	RPI	S	Opponent	Score	RPI	S	Opponent	Score	RPI	S	Opponent	Score
				28	A	Arkansas	46 61	76	H	Central Ark.	54 45	109	H	McNeese St.	66 58
												164	A	Sam Houston St.	69 67
												190	A	Tulsa	53 72
												198	A	SMU	66 60
												203	H	Grambling	71 53
												211	H	Rice	68 64
												216	H	Arkansas St.	64 69
												217	A	Nicholls St.	63 64
												218	A	Southern Miss.	66 65
												241	A	Texas St.	87 95
												246	A	Tex.-Pan American	69 58
												248	A	La.-Monroe	68 58
												280	N	Ga. Southern	49 40
												290	H	Texas-Arlington	61 69
												304	A	UTSA	46 50
												304	H	UTSA	73 64
												311	A	Southeastern La.	69 61
												320	H	A&M-Corpus Christi	69 57
												341	A	Houston Baptist	53 39
LAST 12 Division I GAMES:															
				304	H	UTSA	73 64	290	H	Texas-Arlington	61 69				
				217	A	Nicholls St.	63 64	304	A	UTSA	46 50				
				109	H	McNeese St.	66 58	76	H	Central Ark.	54 45				
				241	A	Texas St.	87 95	311	A	Southeastern La.	69 61				
				320	H	A&M-Corpus Christi	69 57	190	A	Tulsa	53 72				
				164	A	Sam Houston St.	69 67	198	A	SMU	66 60				

Non-Div I Games:	Wiley	59	57	St. Edward's	78	50
------------------	-------	----	----	--------------	----	----

Stephen F. Austin

Loss, Non-Conf, S Site, H Home A Away N Neutral

Average RPI Win: 260	WON-LOST	WINNING	LAST 12	STRENGTH OF	OPP. STRENGTH	TEAM	ADJ.	CONF.	ADJ CONF.
Average RPI Loss: 167	RECORD	PCT. RANK	GAMES	SCHEDULE	OF SCHEDULE	RPI	RPI	RPI	RPI
DIV. I ONLY	20- 6	32	9- 3	318	313	130	130	30	30
DIV. I NON-CONF.	8- 3	73	0- 0	196	231	69	69	28	28
TOTALS	RPI 1-25	RPI 26-50	W-L RECORDS	RPI 51-100	RPI 101-150	RPI 150+			
20- 6	0- 0	0- 1	OVERALL	0- 2	1- 0	19- 3			
11- 1	0- 0	0- 0	HOME	0- 1	1- 0	10- 0			
7- 5	0- 0	0- 1	AWAY	0- 1	0- 0	7- 3			
2- 0	0- 0	0- 0	NEUTRAL	0- 0	0- 0	2- 0			
8- 3	0- 0	0- 1	NON-CONFERENCE	0- 1	1- 0	7- 1			
3- 0	0- 0	0- 0	HOME	0- 0	1- 0	2- 0			
3- 3	0- 0	0- 1	AWAY	0- 1	0- 0	3- 1			
2- 0	0- 0	0- 0	NEUTRAL	0- 0	0- 0	2- 0			
12- 3	0- 0	0- 0	CONFERENCE	0- 1	0- 0	12- 2			
8- 1	0- 0	0- 0	HOME	0- 1	0- 0	8- 0			
4- 2	0- 0	0- 0	AWAY	0- 0	0- 0	4- 2			
0- 0	0- 0	0- 0	NEUTRAL	0- 0	0- 0	0- 0			

RPI S	Opponent	Score	RPI S	Opponent	Score	RPI S	Opponent	Score	RPI S	Opponent	Score	Team's RPI: 130
37	A Florida	57 71	75	H Fla. Gulf Coast	55 59	113	H Miami (OH)	71 62	154	N Bradley	73 63	
			96	A South Fla.	62 77	156	H Fla. Atlantic	52 37	208	H Campbell	70 55	
						230	A Winthrop	74 72	239	N Niagara	67 52	
						253	A Belmont	58 65	253	H Belmont	68 46	
						255	A Kennesaw St.	65 55	255	H Kennesaw St.	73 68	
						258	A Ball St.	73 78	270	A Jacksonville	73 63	
						270	H Jacksonville	93 86	280	A Ga. Southern	61 51	
						282	A North Florida	56 59	282	H North Florida	63 55	
						296	H East Tenn. St.	68 60	315	H S.C. Upstate	69 54	
						321	A Mercer	89 84	321	H Mercer	68 46	
						327	A Bethune-Cookman	82 64	330	A Lipscomb	74 63	
						330	H Lipscomb	74 59				
LAST 12 Division I GAMES:												
330	H Lipscomb	74 59	75	H Fla. Gulf Coast	55 59	253	A Belmont	58 65	330	A Lipscomb	74 63	
253	H Belmont	68 46	253	A Belmont	58 65	330	A Lipscomb	74 63	282	H North Florida	63 55	
282	A North Florida	56 59	330	A Lipscomb	74 63	270	H Jacksonville	93 86	321	A Mercer	89 84	
270	A Jacksonville	73 63	282	H North Florida	63 55	321	A Mercer	89 84				
321	H Mercer	68 46	270	H Jacksonville	93 86							
255	H Kennesaw St.	73 68	321	A Mercer	89 84							

Non-Div I Games: Palm Beach Atl. 63 52

Stetson

■ Loss,
 ■ Non-Conf,
 ■ S Site,
 ■ H Home
 ■ A Away
 N Neutral

Average RPI Win: 240	WON-LOST	WINNING	LAST 12	STRENGTH OF	OPP. STRENGTH	TEAM	ADJ.	CONF.	ADJ CONF.
Average RPI Loss: 163	RECORD	PCT. RANK	GAMES	SCHEDULE	OF SCHEDULE	RPI	RPI	RPI	RPI
DIV. I ONLY	4- 22	323	0- 12	141	271	309	309	14	14
DIV. I NON-CONF.	3- 10	282	0- 0	132	297	303	303	16	16
TOTALS	RPI 1-25	RPI 26-50	W-L RECORDS	RPI 51-100	RPI 101-150	RPI 150+			
4- 22	0- 1	0- 0	OVERALL	0- 4	0- 6	4- 11			
3- 9	0- 0	0- 0	HOME	0- 1	0- 3	3- 5			
1- 13	0- 1	0- 0	AWAY	0- 3	0- 3	1- 6			
0- 0	0- 0	0- 0	NEUTRAL	0- 0	0- 0	0- 0			
3- 10	0- 1	0- 0	NON-CONFERENCE	0- 1	0- 2	3- 6			
3- 3	0- 0	0- 0	HOME	0- 0	0- 1	3- 2			
0- 7	0- 1	0- 0	AWAY	0- 1	0- 1	0- 4			
0- 0	0- 0	0- 0	NEUTRAL	0- 0	0- 0	0- 0			
1- 12	0- 0	0- 0	CONFERENCE	0- 3	0- 4	1- 5			
0- 6	0- 0	0- 0	HOME	0- 1	0- 2	0- 3			
1- 6	0- 0	0- 0	AWAY	0- 2	0- 2	1- 2			
0- 0	0- 0	0- 0	NEUTRAL	0- 0	0- 0	0- 0			

RPI 1-25				RPI 26-50				RPI 51-100				RPI 101+ Team's RPI: 309			
RPI	S	Opponent	Score	RPI	S	Opponent	Score	RPI	S	Opponent	Score	RPI	S	Opponent	Score
14	A	Ohio St.	37 84					73	A	Boston U.	31 56	106	A	Albany (NY)	47 57
								73	H	Boston U.	34 69	106	H	Albany (NY)	32 57
								78	A	Sacred Heart	33 55	121	A	Fairfield	34 42
								83	A	Hartford	44 63	126	H	LIU Brooklyn	59 66
												148	A	UMBC	47 73
												148	H	UMBC	51 63
												162	A	Seton Hall	30 65
												189	H	Robert Morris	42 40
												191	A	New Hampshire	53 63
												193	H	George Mason	50 54
												207	A	Fairleigh Dickinson	48 51
												221	H	Fordham	37 41
												232	A	Iona	48 52
												234	H	Youngstown St.	54 47
												237	A	Binghamton	46 55
												237	H	Binghamton	32 44
												261	A	Rider	41 53
												267	H	Morgan St.	65 48
												269	A	Vermont	54 47
												269	H	Vermont	36 63
												308	H	Maine	44 57
LAST 12 Division I GAMES:															
				73	A	Boston U.	31 56					308	H	Maine	44 57
				148	H	UMBC	51 63					191	A	New Hampshire	53 63
				106	A	Albany (NY)	47 57					73	H	Boston U.	34 69
				237	A	Binghamton	46 55					148	A	UMBC	47 73
				269	H	Vermont	36 63					106	H	Albany (NY)	32 57
				83	A	Hartford	44 63					237	H	Binghamton	32 44

Non-Div I Games:

Stony Brook

■ Loss,
 ■ Non-Conf,
 ■ S Site,
 ■ Home
 ■ A Away
 N Neutral

Average RPI Win:	207	WON-LOST	WINNING	LAST 12	STRENGTH OF	OPP. STRENGTH	TEAM	ADJ.	CONF.	ADJ CONF.
Average RPI Loss:	38	RECORD	PCT. RANK	GAMES	SCHEDULE	OF SCHEDULE	RPI	RPI	RPI	RPI
DIV. I ONLY	15- 11	125	5- 7	86	65	103	103	2	2	
DIV. I NON-CONF.	11- 3	45	1- 0	232	218	176	176	1	1	
TOTALS	RPI 1-25	RPI 26-50	W-L RECORDS	RPI 51-100	RPI 101-150	RPI 150+				
15- 11	0- 5	0- 4	OVERALL	1- 1	2- 1	12- 0				
8- 5	0- 2	0- 2	HOME	1- 1	1- 0	6- 0				
5- 3	0- 2	0- 1	AWAY	0- 0	1- 0	4- 0				
2- 3	0- 1	0- 1	NEUTRAL	0- 0	0- 1	2- 0				
11- 3	0- 1	0- 1	NON-CONFERENCE	0- 0	1- 1	10- 0				
7- 0	0- 0	0- 0	HOME	0- 0	1- 0	6- 0				
2- 0	0- 0	0- 0	AWAY	0- 0	0- 0	2- 0				
2- 3	0- 1	0- 1	NEUTRAL	0- 0	0- 1	2- 0				
4- 8	0- 4	0- 3	CONFERENCE	1- 1	1- 0	2- 0				
1- 5	0- 2	0- 2	HOME	1- 1	0- 0	0- 0				
3- 3	0- 2	0- 1	AWAY	0- 0	1- 0	2- 0				
0- 0	0- 0	0- 0	NEUTRAL	0- 0	0- 0	0- 0				

RPI	S	Opponent	Score	RPI	S	Opponent	Score	RPI	S	Opponent	Score	RPI	S	Opponent	Score	Team's RPI: 103
2	H	Connecticut	54 95	26	A	Georgetown	42 69	87	H	Cincinnati	54 55	112	A	Providence	80 54	
5	H	Notre Dame	55 74	29	H	St. John's (NY)	58 70	96	H	South Fla.	76 61	135	N	Arizona	74 80	
13	A	Rutgers	44 55	40	N	BYU	59 83					138	H	Coppin St.	56 50	
15	N	Oklahoma	63 82	42	H	West Virginia	72 76					158	H	Saint Francis (PA)	88 45	
19	A	Louisville	62 89									162	A	Seton Hall	70 66	
												171	A	Pittsburgh	83 60	
												204	N	Xavier	70 67	
												214	H	Buffalo	79 59	
												237	A	Binghamton	90 57	
												238	A	Boise St.	70 47	
												239	H	Niagara	81 30	
												254	N	Ohio	81 70	
												263	H	Long Beach St.	81 42	
												306	H	Lafayette	74 54	
												314	H	Colgate	83 32	
LAST 12 Division I GAMES:																
19	A	Louisville	62 89	162	A	Seton Hall	70 66									
5	H	Notre Dame	55 74	26	A	Georgetown	42 69									
96	H	South Fla.	76 61	29	H	St. John's (NY)	58 70									
112	A	Providence	80 54	171	A	Pittsburgh	83 60									
87	H	Cincinnati	54 55	13	A	Rutgers	44 55									
2	H	Connecticut	54 95	314	H	Colgate	83 32									

Non-Div I Games:

Syracuse

■ Loss,
 ■ Non-Conf,
 ■ S Site,
 ■ H Home
 ■ A Away
 N Neutral

Average RPI Win: 236		WON-LOST	WINNING	LAST 12	STRENGTH OF		OPP. STRENGTH	TEAM	ADJ.	CONF.	ADJ CONF.
Average RPI Loss: 123		RECORD	PCT. RANK	GAMES	SCHEDULE		OF SCHEDULE	RPI	RPI	RPI	RPI
DIV. I ONLY		12- 12	167	6- 6	178		152	185	185	23	23
DIV. I NON-CONF.		7- 8	179	1- 2	203		97	185	185	25	25
TOTALS		RPI 1-25	RPI 26-50		W-L RECORDS		RPI 51-100	RPI 101-150		RPI 150+	
12- 12	0- 3	0- 0		OVERALL		0- 2	1- 2		11- 5		
8- 5	0- 1	0- 0		HOME		0- 1	1- 1		7- 2		
3- 6	0- 2	0- 0		AWAY		0- 0	0- 1		3- 3		
1- 1	0- 0	0- 0		NEUTRAL		0- 1	0- 0		1- 0		
7- 8	0- 3	0- 0		NON-CONFERENCE		0- 2	0- 0		7- 3		
5- 4	0- 1	0- 0		HOME		0- 1	0- 0		5- 2		
1- 3	0- 2	0- 0		AWAY		0- 0	0- 0		1- 1		
1- 1	0- 0	0- 0		NEUTRAL		0- 1	0- 0		1- 0		
5- 4	0- 0	0- 0		CONFERENCE		0- 0	1- 2		4- 2		
3- 1	0- 0	0- 0		HOME		0- 0	1- 1		2- 0		
2- 3	0- 0	0- 0		AWAY		0- 0	0- 1		2- 2		
0- 0	0- 0	0- 0		NEUTRAL		0- 0	0- 0		0- 0		

RPI 1-25					
RPI	S	Opponent	Score		
6	H	Texas A&M	53	68	
15	A	Oklahoma	54	82	
21	A	Georgia	60	83	

RPI 26-50					
RPI	S	Opponent	Score		

RPI 51-100					
RPI	S	Opponent	Score		
83	N	Hartford	60	64	
86	H	North Carolina St.	79	85	

Team's RPI: 185					
RPI	S	Opponent	Score		
105	A	San Diego St.	46	61	
105	H	San Diego St.	58	39	
132	H	UNLV	57	72	
152	H	Harvard	44	56	
161	H	Lamar	73	59	
164	H	Sam Houston St.	60	49	
182	A	Colorado St.	59	61	
182	H	Colorado St.	79	71	
190	H	Tulsa	60	43	
198	A	SMU	38	47	
221	N	Fordham	48	47	
238	A	Boise St.	74	68	
245	A	Wyoming	54	64	
246	H	Tex.-Pan American	54	56	
303	H	New Mexico	63	56	
304	H	UTSA	65	30	
313	A	Air Force	66	44	
317	A	Houston	80	35	
333	H	Texas Southern	66	38	

LAST 12 Division I GAMES:					
182	A	Colorado St.	59	61	
105	H	San Diego St.	58	39	
245	A	Wyoming	54	64	
303	H	New Mexico	63	56	
313	A	Air Force	66	44	
238	A	Boise St.	74	68	
132	H	UNLV	57	72	
182	H	Colorado St.	79	71	
105	A	San Diego St.	46	61	
152	H	Harvard	44	56	
246	H	Tex.-Pan American	54	56	
333	H	Texas Southern	66	38	

Non-Div I Games:

TCU

■ Loss, ■ Non-Conf, S Site, H Home A Away N Neutral

Average RPI Win:	162	WON-LOST	WINNING	LAST 12	STRENGTH OF	OPP. STRENGTH	TEAM	ADJ.	CONF.	ADJ CONF.
Average RPI Loss:	35	RECORD	PCT. RANK	GAMES	SCHEDULE	OF SCHEDULE	RPI	RPI	RPI	RPI
DIV. I ONLY	16- 8	83	11- 1	58	40	53	53	9	9	
DIV. I NON-CONF.	7- 7	161	2- 0	74	4	49	49	8	8	
TOTALS	RPI 1-25	RPI 26-50	W-L RECORDS	RPI 51-100	RPI 101-150	RPI 150+				
16- 8	0- 6	3- 1	OVERALL	2- 0	3- 0	8- 1				
9- 3	0- 3	1- 0	HOME	1- 0	3- 0	4- 0				
7- 3	0- 2	2- 0	AWAY	1- 0	0- 0	4- 1				
0- 2	0- 1	0- 1	NEUTRAL	0- 0	0- 0	0- 0				
7- 7	0- 5	1- 1	NON-CONFERENCE	0- 0	2- 0	4- 1				
5- 2	0- 2	1- 0	HOME	0- 0	2- 0	2- 0				
2- 3	0- 2	0- 0	AWAY	0- 0	0- 0	2- 1				
0- 2	0- 1	0- 1	NEUTRAL	0- 0	0- 0	0- 0				
9- 1	0- 1	2- 0	CONFERENCE	2- 0	1- 0	4- 0				
4- 1	0- 1	0- 0	HOME	1- 0	1- 0	2- 0				
5- 0	0- 0	2- 0	AWAY	1- 0	0- 0	2- 0				
0- 0	0- 0	0- 0	NEUTRAL	0- 0	0- 0	0- 0				

RPI S	Opponent	Score	RPI S	Opponent	Score	RPI S	Opponent	Score	RPI S	Opponent	Score
6 N	Texas A&M	59 71	29 N	St. John's (NY)	53 59	61 A	Saint Joseph's	80 70	110 H	Charlotte	65 55
8 H	Duke	54 65	39 A	Richmond	56 55	72 H	Duquesne	67 64	111 H	Auburn	73 57
13 A	Rutgers	50 71	44 A	Dayton	61 57				113 H	Miami (OH)	70 36
14 A	Ohio St.	66 70	49 H	UCLA	59 53				176 A	Northern Ill.	52 58
16 H	St. Bonaventure	65 74							204 A	Xavier	64 38
20 H	Villanova	47 56							221 H	Fordham	69 51
									229 H	Massachusetts	77 50
									231 H	Penn	72 47
									244 A	Northeastern	72 58
									252 A	Saint Louis	66 50
									299 H	Kent St.	68 33
									312 A	Western Mich.	64 52
LAST 12 Division I GAMES:											
229 H	Massachusetts	77 50	231 H	Penn	72 47						
252 A	Saint Louis	66 50	72 H	Duquesne	67 64						
221 H	Fordham	69 51	44 A	Dayton	61 57						
61 A	Saint Joseph's	80 70	16 H	St. Bonaventure	65 74						
110 H	Charlotte	65 55	39 A	Richmond	56 55						
204 A	Xavier	64 38	312 A	Western Mich.	64 52						

Non-Div I Games:

Temple

Tennessee

Through Games Of Sunday, February 12, 2012

Average RPI Win: 64		WON-LOST	WINNING	LAST 12	STRENGTH OF		OPP. STRENGTH	TEAM	ADJ.	CONF.	ADJ CONF.
Average RPI Loss: 18		RECORD	PCT. RANK	GAMES	SCHEDULE		OF SCHEDULE	RPI	RPI	RPI	RPI
DIV. I ONLY		17- 7	60	8- 4	1		3	4	4	3	3
DIV. I NON-CONF.		9- 4	88	1- 1	1		1	4	4	5	5
TOTALS		RPI 1-25	RPI 26-50		W-L RECORDS		RPI 51-100	RPI 101-150		RPI 150+	
17- 7	6- 5	4- 2		OVERALL		2- 0	3- 0		2- 0		
10- 2	3- 1	2- 1		HOME		2- 0	2- 0		1- 0		
6- 5	2- 4	2- 1		AWAY		0- 0	1- 0		1- 0		
1- 0	1- 0	0- 0		NEUTRAL		0- 0	0- 0		0- 0		
9- 4	3- 3	2- 1		NON-CONFERENCE		2- 0	1- 0		1- 0		
6- 1	1- 1	1- 0		HOME		2- 0	1- 0		1- 0		
2- 3	1- 2	1- 1		AWAY		0- 0	0- 0		0- 0		
1- 0	1- 0	0- 0		NEUTRAL		0- 0	0- 0		0- 0		
8- 3	3- 2	2- 1		CONFERENCE		0- 0	2- 0		1- 0		
4- 1	2- 0	1- 1		HOME		0- 0	1- 0		0- 0		
4- 2	1- 2	1- 0		AWAY		0- 0	1- 0		1- 0		
0- 0	0- 0	0- 0		NEUTRAL		0- 0	0- 0		0- 0		

RPI	S	Opponent	Score	RPI	S	Opponent	Score	RPI	S	Opponent	Score	RPI	S	Opponent	Score
1	H	Baylor	67 76	28	A	Arkansas	69 38	65	H	Texas	73 57	111	A	Auburn	73 52
3	A	Stanford	80 97	33	H	South Carolina	60 64	69	H	Chattanooga	90 47	111	H	Auburn	82 61
5	A	Notre Dame	44 72	36	H	LSU	65 56					122	H	Pepperdine	89 57
9	A	Kentucky	60 61	43	H	Middle Tenn.	82 43					170	H	Old Dominion	90 37
11	H	Miami (FL)	92 76	47	A	Virginia	64 69					173	A	Alabama	86 56
13	A	Rutgers	67 61	49	A	UCLA	85 64								
18	N	DePaul	84 61												
21	A	Georgia	67 50												
21	H	Georgia	80 51												
25	A	Vanderbilt	79 93												
25	H	Vanderbilt	87 64												
LAST 12 Division I GAMES:															
25	A	Vanderbilt	79 93	36	H	LSU	65 56								
111	H	Auburn	82 61	25	H	Vanderbilt	87 64								
33	H	South Carolina	60 64	9	A	Kentucky	60 61								
21	A	Georgia	67 50	28	A	Arkansas	69 38								
173	A	Alabama	86 56	21	H	Georgia	80 51								
5	A	Notre Dame	44 72	69	H	Chattanooga	90 47								

Non-Div I Games:

Tennessee

■ Loss,
■ Non-Conf, S Site,
■ Home
■ Away
N Neutral

Tennessee St.

Average RPI Win:	287	WON-LOST	WINNING	LAST 12	STRENGTH OF	OPP. STRENGTH	TEAM	ADJ.	CONF.	ADJ CONF.
Average RPI Loss:	189	RECORD	PCT. RANK	GAMES	SCHEDULE	OF SCHEDULE	RPI	RPI	RPI	RPI
DIV. I ONLY	7- 18	282	3- 9	189	342	285	285	31	31	
DIV. I NON-CONF.	3- 8	269	0- 0	63	341	224	224	30	30	
TOTALS	RPI 1-25	RPI 26-50	W-L RECORDS	RPI 51-100	RPI 101-150	RPI 150+				
7- 18	0- 1	0- 1	OVERALL	0- 2	0- 3	7- 11				
4- 6	0- 0	0- 0	HOME	0- 0	0- 1	4- 5				
2- 11	0- 1	0- 1	AWAY	0- 1	0- 2	2- 6				
1- 1	0- 0	0- 0	NEUTRAL	0- 1	0- 0	1- 0				
3- 8	0- 1	0- 1	NON-CONFERENCE	0- 2	0- 0	3- 4				
2- 2	0- 0	0- 0	HOME	0- 0	0- 0	2- 2				
0- 5	0- 1	0- 1	AWAY	0- 1	0- 0	0- 2				
1- 1	0- 0	0- 0	NEUTRAL	0- 1	0- 0	1- 0				
4- 10	0- 0	0- 0	CONFERENCE	0- 0	0- 3	4- 7				
2- 4	0- 0	0- 0	HOME	0- 0	0- 1	2- 3				
2- 6	0- 0	0- 0	AWAY	0- 0	0- 2	2- 4				
0- 0	0- 0	0- 0	NEUTRAL	0- 0	0- 0	0- 0				

RPI 1-25				RPI 26-50				RPI 51-100				RPI 101+				Team's RPI: 285	
RPI	S	Opponent	Score	RPI	S	Opponent	Score	RPI	S	Opponent	Score	RPI	S	Opponent	Score		
14	A	Ohio St.	51 78	43	A	Middle Tenn.	53 94	63	N	Fresno St.	66 83	104	A	Eastern Ill.	73 88		
								94	A	Memphis	64 88	120	A	UT Martin	90 105		
												120	H	UT Martin	105 114		
												151	H	Florida A&M	75 90		
												177	H	South Ala.	74 69		
												195	H	SIU Edwardsville	50 60		
												251	A	Tennessee Tech	71 80		
												251	H	Tennessee Tech	66 78		
												260	H	Southern Ill.	68 89		
												265	A	Eastern Ky.	59 79		
												265	H	Eastern Ky.	66 73		
												268	N	Cal St. Fullerton	61 48		
												275	A	Cleveland St.	56 74		
												289	H	Morehead St.	86 80		
												294	A	Murray St.	56 66		
												301	A	Austin Peay	82 77		
												301	H	Austin Peay	95 81		
												318	A	Jackson St.	43 67		
												323	A	Southeast Mo. St.	39 50		
												330	H	Lipscomb	80 54		
												340	A	Jacksonville St.	67 57		
LAST 12 Division I GAMES:																	
				251	H	Tennessee Tech	66 78					104	A	Eastern Ill.	73 88		
				294	A	Murray St.	56 66					289	H	Morehead St.	86 80		
				323	A	Southeast Mo. St.	39 50					195	H	SIU Edwardsville	50 60		
				265	H	Eastern Ky.	66 73					251	A	Tennessee Tech	71 80		
				120	A	UT Martin	90 105					340	A	Jacksonville St.	67 57		
				301	A	Austin Peay	82 77					120	H	UT Martin	105 114		

Non-Div I Games: Cumberland (TN) 78 48

Tennessee St.

■ Loss,
■ Non-Conf,
■ S Site,
■ Home
■ A Away
N Neutral

Average RPI Win:	291	WON-LOST	WINNING	LAST 12	STRENGTH OF	OPP. STRENGTH	TEAM	ADJ.	CONF.	ADJ CONF.
Average RPI Loss:	182	RECORD	PCT. RANK	GAMES	SCHEDULE	OF SCHEDULE	RPI	RPI	RPI	RPI
DIV. I ONLY	12- 14	197	9- 3	327	302	251	251	31	31	
DIV. I NON-CONF.	3- 10	282	0- 1	266	220	202	202	30	30	
TOTALS	RPI 1-25	RPI 26-50	W-L RECORDS	RPI 51-100	RPI 101-150	RPI 150+				
12- 14	0- 0	0- 2	OVERALL	0- 0	0- 3	12- 9				
5- 5	0- 0	0- 0	HOME	0- 0	0- 1	5- 4				
7- 9	0- 0	0- 2	AWAY	0- 0	0- 2	7- 5				
0- 0	0- 0	0- 0	NEUTRAL	0- 0	0- 0	0- 0				
3- 10	0- 0	0- 2	NON-CONFERENCE	0- 0	0- 2	3- 6				
1- 4	0- 0	0- 0	HOME	0- 0	0- 1	1- 3				
2- 6	0- 0	0- 2	AWAY	0- 0	0- 1	2- 3				
0- 0	0- 0	0- 0	NEUTRAL	0- 0	0- 0	0- 0				
9- 4	0- 0	0- 0	CONFERENCE	0- 0	0- 1	9- 3				
4- 1	0- 0	0- 0	HOME	0- 0	0- 0	4- 1				
5- 3	0- 0	0- 0	AWAY	0- 0	0- 1	5- 2				
0- 0	0- 0	0- 0	NEUTRAL	0- 0	0- 0	0- 0				

RPI 1-25			RPI 26-50			RPI 51-100			RPI 101+			Team's RPI: 251
RPI	S	Opponent	Score	RPI	S	Opponent	Score	RPI	S	Opponent	Score	
				43	A	Middle Tenn.	55 74					
				49	A	UCLA	52 74					
LAST 12 Division I GAMES:												
285	A	Tennessee St.	78 66	340	H	Jacksonville St.	65 59	120	A	UT Martin	61 83	
301	A	Austin Peay	68 65	323	H	Southeast Mo. St.	60 57	126	H	LIU Brooklyn	60 62	
340	A	Jacksonville St.	62 50	225	A	Western Ky.	58 71	143	A	Samford	55 61	
195	H	SIU Edwardsville	62 64	294	A	Murray St.	72 76	178	A	Louisiana Tech	64 82	
289	A	Morehead St.	57 53	285	H	Tennessee St.	80 71	181	H	Marshall	68 73	
265	A	Eastern Ky.	82 67	289	H	Morehead St.	68 50	195	A	SIU Edwardsville	54 62	
				296	A	East Tenn. St.	87 76	195	H	SIU Edwardsville	62 64	
				301	A	Austin Peay	68 65	220	A	Alabama A&M	35 61	
				323	H	Southeast Mo. St.	60 57	225	A	Western Ky.	58 71	
				330	H	Lipscomb	61 66	225	H	Western Ky.	69 59	
				340	A	Jacksonville St.	62 50	248	A	La.-Monroe	68 64	
				289	H	Morehead St.	68 50	249	H	Western Caro.	58 61	

Non-Div I Games: Tenn. Wesleyan 66 52

Tennessee Tech

Average RPI Win:	297	WON-LOST	WINNING	LAST 12	STRENGTH OF	OPP. STRENGTH	TEAM	ADJ.	CONF.	ADJ CONF.
Average RPI Loss:	157	RECORD	PCT. RANK	GAMES	SCHEDULE	OF SCHEDULE	RPI	RPI	RPI	RPI
DIV. I ONLY	6- 14	271	4- 6	148	330	246	246	33	33	
DIV. I NON-CONF.	4- 11	274	2- 3	57	282	182	182	33	33	
TOTALS	RPI 1-25	RPI 26-50	W-L RECORDS	RPI 51-100	RPI 101-150	RPI 150+				
6- 14	0- 1	0- 1	OVERALL	0- 3	0- 2	6- 7				
3- 3	0- 0	0- 0	HOME	0- 0	0- 0	3- 3				
3- 8	0- 1	0- 1	AWAY	0- 2	0- 0	3- 4				
0- 3	0- 0	0- 0	NEUTRAL	0- 1	0- 2	0- 0				
4- 11	0- 1	0- 1	NON-CONFERENCE	0- 3	0- 2	4- 4				
2- 2	0- 0	0- 0	HOME	0- 0	0- 0	2- 2				
2- 6	0- 1	0- 1	AWAY	0- 2	0- 0	2- 2				
0- 3	0- 0	0- 0	NEUTRAL	0- 1	0- 2	0- 0				
2- 3	0- 0	0- 0	CONFERENCE	0- 0	0- 0	2- 3				
1- 1	0- 0	0- 0	HOME	0- 0	0- 0	1- 1				
1- 2	0- 0	0- 0	AWAY	0- 0	0- 0	1- 2				
0- 0	0- 0	0- 0	NEUTRAL	0- 0	0- 0	0- 0				

RPI 1-25				RPI 26-50				RPI 51-100				RPI 101+ Team's RPI: 246			
RPI	S	Opponent	Score	RPI	S	Opponent	Score	RPI	S	Opponent	Score	RPI	S	Opponent	Score
11	A	Miami (FL)	37 83	32	A	Nebraska	27 65	56	A	Oklahoma St.	35 74	109	N	McNeese St.	46 67
								57	A	UTEP	51 62	115	N	Colorado	49 67
								93	N	Yale	57 59	155	H	Stephen F. Austin	58 69
												164	A	Sam Houston St.	56 64
												185	A	TCU	56 54
												240	A	North Dakota	60 93
												241	H	Texas St.	61 66
												290	H	Texas-Arlington	72 65
												302	A	Utah Valley	51 66
												304	A	UTSA	54 68
												319	H	NJIT	40 41
												320	A	A&M-Corpus Christi	58 56
												320	H	A&M-Corpus Christi	69 52
												326	H	Chicago St.	43 39
												341	A	Houston Baptist	55 41
LAST 12 Division I GAMES:															
240	A	North Dakota	60 93	290	H	Texas-Arlington	72 65	304	A	UTSA	54 68	115	N	Colorado	49 67
302	A	Utah Valley	51 66	56	A	Oklahoma St.	35 74	155	H	Stephen F. Austin	58 69	320	H	A&M-Corpus Christi	69 52
341	A	Houston Baptist	55 41	320	H	A&M-Corpus Christi	69 52								
319	H	NJIT	40 41												
326	H	Chicago St.	43 39												
185	A	TCU	56 54												

Non-Div I Games: Paul Quinn 72 43 Huston-Tillotson 94 51 Our Lady Of The Lak73 66

Tex.-Pan American

Loss, Non-Conf, S Site, H Home A Away N Neutral

Average RPI Win: 160

Average RPI Loss: 26

WON-LOST

WINNING

LAST 12

STRENGTH OF

OPP. STRENGTH

TEAM

ADJ.

CONF.

ADJ CONF.

RECORD

PCT. RANK

GAMES

SCHEDULE

OF SCHEDULE

RPI

RPI

RPI

RPI

DIV. I ONLY

14- 10

120

4- 8

33

8

65

65

1

1

DIV. I NON-CONF.

10- 2

33

0- 0

180

58

141

141

2

2

TOTALS

RPI 1-25

RPI 26-50

W-L RECORDS

RPI 51-100

RPI 101-150

RPI 150+

14- 10

1- 5

3- 3

OVERALL

2- 2

1- 0

7- 0

10- 4

0- 3

1- 1

HOME

2- 0

1- 0

6- 0

2- 6

1- 2

0- 2

AWAY

0- 2

0- 0

1- 0

2- 0

0- 0

2- 0

NEUTRAL

0- 0

0- 0

0- 0

10- 2

0- 2

2- 0

NON-CONFERENCE

1- 0

0- 0

7- 0

7- 1

0- 1

0- 0

HOME

1- 0

0- 0

6- 0

1- 1

0- 1

0- 0

AWAY

0- 0

0- 0

1- 0

2- 0

0- 0

2- 0

NEUTRAL

0- 0

0- 0

0- 0

4- 8

1- 3

1- 3

CONFERENCE

1- 2

1- 0

0- 0

3- 3

0- 2

1- 1

HOME

1- 0

1- 0

0- 0

1- 5

1- 1

0- 2

AWAY

0- 2

0- 0

0- 0

0- 0

0- 0

0- 0

NEUTRAL

0- 0

0- 0

0- 0

RPI 1-25

RPI 26-50

RPI 51-100

Team's RPI: 65

RPI 101+

RPI	S	Opponent	Score
1	H	Baylor	59 77
3	H	Stanford	59 72
4	A	Tennessee	57 73
6	A	Texas A&M	76 71
10	H	Kansas St.	55 64
15	A	Oklahoma	67 73

RPI	S	Opponent	Score
35	A	Kansas	61 85
35	H	Kansas	67 72
41	N	California	61 60
47	N	Virginia	79 53
48	A	Iowa St.	56 71
48	H	Iowa St.	62 60

RPI	S	Opponent	Score
54	A	Texas Tech	71 75
56	A	Oklahoma St.	51 70
56	H	Oklahoma St.	69 53
74	H	Michigan St.	61 53

RPI	S	Opponent	Score
114	H	Missouri	75 58
165	H	North Texas	71 62
203	H	Grambling	91 38
250	H	Alcorn St.	74 42
262	A	Hawaii	71 50
311	H	Southeastern La.	73 65
328	H	Ark.-Pine Bluff	79 40
332	H	Delaware St.	89 35

LAST 12 Division I GAMES:

56	H	Oklahoma St.	69 53	15	A	Oklahoma	67 73
35	A	Kansas	61 85	48	H	Iowa St.	62 60
48	A	Iowa St.	56 71	1	H	Baylor	59 77
10	H	Kansas St.	55 64	6	A	Texas A&M	76 71
54	A	Texas Tech	71 75	56	A	Oklahoma St.	51 70
114	H	Missouri	75 58	35	H	Kansas	67 72

Non-Div I Games:

Texas

■ Loss,
 ■ Non-Conf,
 ■ S Site,
 ■ Home
 ■ Away
 N Neutral

Average RPI Win:	72	WON-LOST	WINNING	LAST 12	STRENGTH OF	OPP. STRENGTH	TEAM	ADJ.	CONF.	ADJ CONF.
Average RPI Loss:	26	RECORD	PCT. RANK	GAMES	SCHEDULE	OF SCHEDULE	RPI	RPI	RPI	RPI
DIV. I ONLY	17- 6	43	8- 4	3	2	6	6	1	1	
DIV. I NON-CONF.	9- 2	37	0- 0	8	8	7	7	2	2	
TOTALS	RPI 1-25	RPI 26-50	W-L RECORDS	RPI 51-100	RPI 101-150	RPI 150+				
17- 6	3- 4	6- 0	OVERALL	2- 2	4- 0	2- 0				
10- 1	3- 0	3- 0	HOME	0- 1	3- 0	1- 0				
5- 5	0- 4	2- 0	AWAY	1- 1	1- 0	1- 0				
2- 0	0- 0	1- 0	NEUTRAL	1- 0	0- 0	0- 0				
9- 2	1- 2	2- 0	NON-CONFERENCE	1- 0	3- 0	2- 0				
5- 0	1- 0	1- 0	HOME	0- 0	2- 0	1- 0				
2- 2	0- 2	0- 0	AWAY	0- 0	1- 0	1- 0				
2- 0	0- 0	1- 0	NEUTRAL	1- 0	0- 0	0- 0				
8- 4	2- 2	4- 0	CONFERENCE	1- 2	1- 0	0- 0				
5- 1	2- 0	2- 0	HOME	0- 1	1- 0	0- 0				
3- 3	0- 2	2- 0	AWAY	1- 1	0- 0	0- 0				
0- 0	0- 0	0- 0	NEUTRAL	0- 0	0- 0	0- 0				

RPI	S	Opponent	Score	RPI	S	Opponent	Score	RPI	S	Opponent	Score	RPI	S	Opponent	Score
1	A	Baylor	48 71	35	A	Kansas	76 65	53	N	Temple	71 59	109	H	McNeese St.	72 62
2	A	Connecticut	51 81	35	H	Kansas	62 51	54	A	Texas Tech	67 55	114	H	Missouri	78 52
10	A	Kansas St.	69 71	38	H	Southern California	71 70	56	A	Oklahoma St.	53 57	117	H	Mississippi St.	93 47
10	H	Kansas St.	67 36	48	A	Iowa St.	59 33	65	H	Texas	71 76	141	A	UALR	83 54
15	H	Oklahoma	75 58	48	H	Iowa St.	66 64					161	H	Lamar	83 58
19	H	Louisville	76 58	50	N	Iowa	74 58					185	A	TCU	68 53
22	A	Purdue	51 60												
LAST 12 Division I GAMES:															
1	A	Baylor	48 71	35	A	Kansas	76 65								
10	H	Kansas St.	67 36	114	H	Missouri	78 52								
35	H	Kansas	62 51	48	A	Iowa St.	59 33								
54	A	Texas Tech	67 55	65	H	Texas	71 76								
48	H	Iowa St.	66 64	15	H	Oklahoma	75 58								
56	A	Oklahoma St.	53 57	10	A	Kansas St.	69 71								

Non-Div I Games:

Texas A&M

■ Loss,
 ■ Non-Conf, S Site,
 ■ Home
 ■ Away
 N Neutral

Average RPI Win:	298	WON-LOST	WINNING	LAST 12	STRENGTH OF	OPP. STRENGTH	TEAM	ADJ.	CONF.	ADJ CONF.
Average RPI Loss:	210	RECORD	PCT. RANK	GAMES	SCHEDULE	OF SCHEDULE	RPI	RPI	RPI	RPI
DIV. I ONLY	4- 18	316	3- 9	322	321	333	333	32	32	
DIV. I NON-CONF.	2- 9	298	1- 0	247	241	318	318	15	15	
TOTALS	RPI 1-25	RPI 26-50	W-L RECORDS	RPI 51-100	RPI 101-150	RPI 150+				
4- 18	0- 1	0- 1	OVERALL	0- 0	0- 3	4- 13				
1- 9	0- 0	0- 0	HOME	0- 0	0- 2	1- 7				
2- 8	0- 1	0- 1	AWAY	0- 0	0- 1	2- 5				
1- 1	0- 0	0- 0	NEUTRAL	0- 0	0- 0	1- 1				
2- 9	0- 1	0- 1	NON-CONFERENCE	0- 0	0- 2	2- 5				
0- 4	0- 0	0- 0	HOME	0- 0	0- 1	0- 3				
1- 4	0- 1	0- 1	AWAY	0- 0	0- 1	1- 1				
1- 1	0- 0	0- 0	NEUTRAL	0- 0	0- 0	1- 1				
2- 9	0- 0	0- 0	CONFERENCE	0- 0	0- 1	2- 8				
1- 5	0- 0	0- 0	HOME	0- 0	0- 1	1- 4				
1- 4	0- 0	0- 0	AWAY	0- 0	0- 0	1- 4				
0- 0	0- 0	0- 0	NEUTRAL	0- 0	0- 0	0- 0				

RPI 1-25				RPI 26-50				RPI 51-100				RPI 101+ Team's RPI: 333			
RPI	S	Opponent	Score	RPI	S	Opponent	Score	RPI	S	Opponent	Score	RPI	S	Opponent	Score
1	A	Baylor	39 91	28	A	Arkansas	41 86					109	H	McNeese St.	37 70
												124	A	Utah	33 75
												150	H	Mississippi Val.	54 68
												185	A	TCU	38 66
												203	A	Grambling	54 51
												203	H	Grambling	50 51
												217	H	Nicholls St.	48 69
												220	A	Alabama A&M	36 56
												228	H	Southern U.	39 49
												250	H	Alcorn St.	48 51
												269	N	Vermont	60 72
												272	H	Norfolk St.	58 80
												291	A	Prairie View	45 53
												291	H	Prairie View	43 64
												305	A	Alabama St.	47 68
												313	H	Air Force	54 64
												318	A	Jackson St.	38 55
												320	N	A&M-Corpus Christi	63 54
												328	H	Ark.-Pine Bluff	57 36
												341	A	Houston Baptist	54 44
LAST 12 Division I GAMES:															
203	H	Grambling	50 51	328	H	Ark.-Pine Bluff	57 36								
341	A	Houston Baptist	54 44	318	A	Jackson St.	38 55								
291	A	Prairie View	45 53	203	A	Grambling	54 51								
305	A	Alabama St.	47 68	291	H	Prairie View	43 64								
220	A	Alabama A&M	36 56	228	H	Southern U.	39 49								
150	H	Mississippi Val.	54 68	250	H	Alcorn St.	48 51								

Non-Div I Games:

Texas Southern

■ Loss,
 ■ Non-Conf, S Site,
 ■ Home
 ■ Away
 N Neutral

Average RPI Win:	262	WON-LOST	WINNING	LAST 12	STRENGTH OF	OPP. STRENGTH	TEAM	ADJ.	CONF.	ADJ CONF.
Average RPI Loss:	180	RECORD	PCT. RANK	GAMES	SCHEDULE	OF SCHEDULE	RPI	RPI	RPI	RPI
DIV. I ONLY	9- 10	195	5- 6	296	317	241	241	24	24	
DIV. I NON-CONF.	4- 5	201	0- 1	273	320	233	233	27	27	
TOTALS	RPI 1-25	RPI 26-50	W-L RECORDS	RPI 51-100	RPI 101-150	RPI 150+				
9- 10	0- 0	0- 0	OVERALL	0- 3	0- 1	9- 6				
5- 4	0- 0	0- 0	HOME	0- 0	0- 0	5- 4				
4- 6	0- 0	0- 0	AWAY	0- 3	0- 1	4- 2				
0- 0	0- 0	0- 0	NEUTRAL	0- 0	0- 0	0- 0				
4- 5	0- 0	0- 0	NON-CONFERENCE	0- 2	0- 0	4- 3				
1- 2	0- 0	0- 0	HOME	0- 0	0- 0	1- 2				
3- 3	0- 0	0- 0	AWAY	0- 2	0- 0	3- 1				
0- 0	0- 0	0- 0	NEUTRAL	0- 0	0- 0	0- 0				
5- 5	0- 0	0- 0	CONFERENCE	0- 1	0- 1	5- 3				
4- 2	0- 0	0- 0	HOME	0- 0	0- 0	4- 2				
1- 3	0- 0	0- 0	AWAY	0- 1	0- 1	1- 1				
0- 0	0- 0	0- 0	NEUTRAL	0- 0	0- 0	0- 0				

RPI 1-25				RPI 26-50				RPI 51-100				RPI 101+ Team's RPI: 241					
RPI	S	Opponent	Score	RPI	S	Opponent	Score	RPI	S	Opponent	Score	RPI	S	Opponent	Score		
								54	A	Texas Tech	40	85	109	A	McNeese St.	41	72
								57	A	UTEP	58	81	155	H	Stephen F. Austin	95	87
								76	A	Central Ark.	75	81	164	H	Sam Houston St.	66	53
													165	H	North Texas	43	61
													211	A	Rice	66	73
													217	H	Nicholls St.	74	83
													246	A	Tex.-Pan American	66	61
													253	A	Belmont	71	66
													255	A	Kennesaw St.	72	70
													290	A	Texas-Arlington	90	73
													290	H	Texas-Arlington	46	61
													304	A	UTSA	53	67
													313	H	Air Force	69	77
													320	H	A&M-Corpus Christi	73	67
													331	H	Northwestern St.	70	68
													341	H	Houston Baptist	86	61
LAST 12 Division I GAMES:																	
290	H	Texas-Arlington	46	61	304	A	UTSA	53	67								
76	A	Central Ark.	75	81	164	H	Sam Houston St.	66	53								
217	H	Nicholls St.	74	83	109	A	McNeese St.	41	72								
155	H	Stephen F. Austin	95	87	331	H	Northwestern St.	70	68								
290	A	Texas-Arlington	90	73	57	A	UTEP	58	81								
320	H	A&M-Corpus Christi	73	67	341	H	Houston Baptist	86	61								

Non-Div I Games: St. Thomas (TX) 92 50 Concordia (TX) 63 50 Texas Lutheran 85 28 Huston-Tillotson 102 69
Texas St.

Average RPI Win:	162	WON-LOST	WINNING	LAST 12	STRENGTH OF	OPP. STRENGTH	TEAM	ADJ.	CONF.	ADJ CONF.
Average RPI Loss:	24	RECORD	PCT. RANK	GAMES	SCHEDULE	OF SCHEDULE	RPI	RPI	RPI	RPI
DIV. I ONLY	17- 7	60	5- 7	79	16	54	54	1	1	
DIV. I NON-CONF.	12- 0	1	0- 0	265	153	137	137	2	2	
TOTALS	RPI 1-25	RPI 26-50	W-L RECORDS	RPI 51-100	RPI 101-150	RPI 150+				
17- 7	0- 4	2- 2	OVERALL	5- 1	2- 0	8- 0				
12- 3	0- 3	2- 0	HOME	3- 0	1- 0	6- 0				
3- 4	0- 1	0- 2	AWAY	1- 1	1- 0	1- 0				
2- 0	0- 0	0- 0	NEUTRAL	1- 0	0- 0	1- 0				
12- 0	0- 0	1- 0	NON-CONFERENCE	3- 0	0- 0	8- 0				
8- 0	0- 0	1- 0	HOME	1- 0	0- 0	6- 0				
2- 0	0- 0	0- 0	AWAY	1- 0	0- 0	1- 0				
2- 0	0- 0	0- 0	NEUTRAL	1- 0	0- 0	1- 0				
5- 7	0- 4	1- 2	CONFERENCE	2- 1	2- 0	0- 0				
4- 3	0- 3	1- 0	HOME	2- 0	1- 0	0- 0				
1- 4	0- 1	0- 2	AWAY	0- 1	1- 0	0- 0				
0- 0	0- 0	0- 0	NEUTRAL	0- 0	0- 0	0- 0				

RPI 1-25				RPI 26-50				RPI 51-100				RPI 101+			
RPI	S	Opponent	Score	RPI	S	Opponent	Score	RPI	S	Opponent	Score	RPI	S	Opponent	Score
1	H	Baylor	64 72	30	H	Penn St.	70 66	56	A	Oklahoma St.	49 53	114	A	Missouri	69 63
6	H	Texas A&M	55 67	35	A	Kansas	43 62	56	H	Oklahoma St.	58 53	114	H	Missouri	76 49
10	H	Kansas St.	61 62	48	A	Iowa St.	49 66	65	H	Texas	75 71	153	H	UMKC	94 67
15	A	Oklahoma	68 71	48	H	Iowa St.	51 41	76	H	Central Ark.	76 43	225	H	Western Ky.	75 38
								80	N	Illinois	70 64	241	H	Texas St.	85 40
								85	A	San Diego	58 57	248	H	La.-Monroe	94 54
												290	H	Texas-Arlington	88 48
												303	H	New Mexico	69 43
												307	N	CSU Bakersfield	81 63
												317	A	Houston	88 58
LAST 12 Division I GAMES:															
48	H	Iowa St.	51 41	48	A	Iowa St.	49 66	1	H	Baylor	64 72				
56	A	Oklahoma St.	49 53	10	H	Kansas St.	61 62	15	A	Oklahoma	68 71				
114	H	Missouri	76 49	6	H	Texas A&M	55 67	114	A	Missouri	69 63				
6	H	Texas A&M	55 67	65	H	Texas	75 71	56	H	Oklahoma St.	58 53				
35	A	Kansas	43 62												

Non-Div I Games:

Texas Tech

■ Loss,
 ■ Non-Conf, S Site,
 ■ Home
 ■ Away
 N Neutral

Texas-Arlington

Through Games Of Sunday, February 12, 2012

Average RPI Win:	260	WON-LOST	WINNING	LAST 12	STRENGTH OF	OPP. STRENGTH	TEAM	ADJ.	CONF.	ADJ CONF.
Average RPI Loss:	163	RECORD	PCT. RANK	GAMES	SCHEDULE	OF SCHEDULE	RPI	RPI	RPI	RPI
DIV. I ONLY	4- 16	310	3- 8	132	315	290	290	24	24	
DIV. I NON-CONF.	1- 9	323	0- 1	124	254	281	281	27	27	
TOTALS	RPI 1-25	RPI 26-50	W-L RECORDS	RPI 51-100	RPI 101-150	RPI 150+				
4- 16	0- 0	0- 1	OVERALL	0- 5	0- 0	4- 10				
2- 8	0- 0	0- 0	HOME	0- 2	0- 0	2- 6				
2- 6	0- 0	0- 1	AWAY	0- 2	0- 0	2- 3				
0- 2	0- 0	0- 0	NEUTRAL	0- 1	0- 0	0- 1				
1- 9	0- 0	0- 1	NON-CONFERENCE	0- 4	0- 0	1- 4				
1- 3	0- 0	0- 0	HOME	0- 1	0- 0	1- 2				
0- 4	0- 0	0- 1	AWAY	0- 2	0- 0	0- 1				
0- 2	0- 0	0- 0	NEUTRAL	0- 1	0- 0	0- 1				
3- 7	0- 0	0- 0	CONFERENCE	0- 1	0- 0	3- 6				
1- 5	0- 0	0- 0	HOME	0- 1	0- 0	1- 4				
2- 2	0- 0	0- 0	AWAY	0- 0	0- 0	2- 2				
0- 0	0- 0	0- 0	NEUTRAL	0- 0	0- 0	0- 0				

RPI 1-25				RPI 26-50				RPI 51-100				RPI 101+				Team's RPI: 290	
RPI	S	Opponent	Score	RPI	S	Opponent	Score	RPI	S	Opponent	Score	RPI	S	Opponent	Score		
				28	A	Arkansas	34 57	54	A	Texas Tech	48 88	155	A	Stephen F. Austin	69 61		
								63	H	Fresno St.	48 78	161	H	Lamar	52 68		
								76	H	Central Ark.	51 53	164	A	Sam Houston St.	41 58		
								88	N	Wichita St.	64 90	164	H	Sam Houston St.	45 61		
								94	A	Memphis	60 77	165	H	North Texas	47 66		
												209	H	George Washington	41 63		
												217	A	Nicholls St.	59 78		
												241	A	Texas St.	61 46		
												241	H	Texas St.	73 90		
												246	A	Tex.-Pan American	65 72		
												304	H	UTSA	51 40		
												312	N	Western Mich.	63 67		
												320	H	A&M-Corpus Christi	51 61		
												341	H	Houston Baptist	78 61		
LAST 12 Division I GAMES:																	
				241	A	Texas St.	61 46	320	H	A&M-Corpus Christi	51 61						
				164	H	Sam Houston St.	45 61	161	H	Lamar	52 68						
				76	H	Central Ark.	51 53	164	A	Sam Houston St.	41 58						
				304	H	UTSA	51 40	217	A	Nicholls St.	59 78						
				241	H	Texas St.	73 90	63	H	Fresno St.	48 78						
				155	A	Stephen F. Austin	69 61	341	H	Houston Baptist	78 61						

Non-Div I Games: McMurry 52 41 Neb. Omaha 52 60

Texas-Arlington

Loss, Non-Conf, S Site, H Home A Away N Neutral

Average RPI Win: 180		WON-LOST	WINNING	LAST 12	STRENGTH OF	OPP. STRENGTH	TEAM	ADJ.	CONF.	ADJ CONF.
Average RPI Loss: 141		RECORD	PCT. RANK	GAMES	SCHEDULE	OF SCHEDULE	RPI	RPI	RPI	RPI
DIV. I ONLY		16- 7	70	9- 3	124	121	82	82	12	12
DIV. I NON-CONF.		7- 5	122	0- 1	85	76	64	64	14	14
TOTALS	RPI 1-25	RPI 26-50		W-L RECORDS		RPI 51-100	RPI 101-150	RPI 150+		
16- 7	0- 2	1- 0		OVERALL		1- 1	3- 1	11- 3		
10- 3	0- 1	1- 0		HOME		1- 1	2- 1	6- 0		
6- 4	0- 1	0- 0		AWAY		0- 0	1- 0	5- 3		
0- 0	0- 0	0- 0		NEUTRAL		0- 0	0- 0	0- 0		
7- 5	0- 2	1- 0		NON-CONFERENCE		0- 0	2- 1	4- 2		
5- 2	0- 1	1- 0		HOME		0- 0	1- 1	3- 0		
2- 3	0- 1	0- 0		AWAY		0- 0	1- 0	1- 2		
0- 0	0- 0	0- 0		NEUTRAL		0- 0	0- 0	0- 0		
9- 2	0- 0	0- 0		CONFERENCE		1- 1	1- 0	7- 1		
5- 1	0- 0	0- 0		HOME		1- 1	1- 0	3- 0		
4- 1	0- 0	0- 0		AWAY		0- 0	0- 0	4- 1		
0- 0	0- 0	0- 0		NEUTRAL		0- 0	0- 0	0- 0		

RPI 1-25					
RPI	S	Opponent	Score		
23	A	Green Bay	68	84	
23	H	Green Bay	65	72	
RPI 26-50					
RPI	S	Opponent	Score		
44	H	Dayton	61	51	
RPI 51-100					
RPI	S	Opponent	Score		
66	H	Bowling Green	52	50	
70	H	Eastern Mich.	66	70	
Team's RPI: 82					
RPI 101+					
RPI	S	Opponent	Score		
106	H	Albany (NY)	53	39	
107	A	Northwestern	75	56	
108	H	Marquette	60	69	
113	H	Miami (OH)	79	66	
159	H	Central Mich.	58	53	
176	A	Northern Ill.	49	47	
182	H	Colorado St.	58	51	
197	H	Akron	71	60	
200	A	Indiana	69	58	
214	A	Buffalo	77	75	
216	A	Arkansas St.	56	64	
232	H	Iona	54	42	
236	A	Milwaukee	57	60	
254	A	Ohio	52	33	
258	H	Ball St.	63	48	
275	H	Cleveland St.	81	42	
299	A	Kent St.	66	55	
312	A	Western Mich.	67	70	
LAST 12 Division I GAMES:					
66	H	Bowling Green	52	50	
299	A	Kent St.	66	55	
197	H	Akron	71	60	
214	A	Buffalo	77	75	
113	H	Miami (OH)	79	66	
254	A	Ohio	52	33	
258	H	Ball St.	63	48	
176	A	Northern Ill.	49	47	
70	H	Eastern Mich.	66	70	
159	H	Central Mich.	58	53	
312	A	Western Mich.	67	70	
108	H	Marquette	60	69	

Non-Div I Games:

Toledo

Loss, Non-Conf, S Site, H Home A Away N Neutral

T
O
W
S
O
N

Towson

Average RPI Win: 195

Average RPI Loss: 56

WON-LOST
RECORD

WINNING
PCT. RANK

LAST 12
GAMES

STRENGTH OF
SCHEDULE

OPP. STRENGTH
OF SCHEDULE

TEAM
RPI

ADJ.
RPI

CONF.
RPI

ADJ CONF.
RPI

DIV. I ONLY

15- 9

97

5- 7

89

74

71

71

7

7

DIV. I NON-CONF.

9- 2

37

0- 0

133

86

97

97

7

7

TOTALS

RPI 1-25

RPI 26-50

W-L RECORDS

RPI 51-100

RPI 101-150

RPI 150+

15- 9

0- 4

1- 1

OVERALL

0- 3

2- 0

12- 1

9- 3

0- 1

1- 0

HOME

0- 2

1- 0

7- 0

6- 6

0- 3

0- 1

AWAY

0- 1

1- 0

5- 1

0- 0

0- 0

0- 0

NEUTRAL

0- 0

0- 0

0- 0

9- 2

0- 2

0- 0

NON-CONFERENCE

0- 0

2- 0

7- 0

5- 0

0- 0

0- 0

HOME

0- 0

1- 0

4- 0

4- 2

0- 2

0- 0

AWAY

0- 0

1- 0

3- 0

0- 0

0- 0

0- 0

NEUTRAL

0- 0

0- 0

0- 0

6- 7

0- 2

1- 1

CONFERENCE

0- 3

0- 0

5- 1

4- 3

0- 1

1- 0

HOME

0- 2

0- 0

3- 0

2- 4

0- 1

0- 1

AWAY

0- 1

0- 0

2- 1

0- 0

0- 0

0- 0

NEUTRAL

0- 0

0- 0

0- 0

RPI 1-25

RPI 26-50

RPI 51-100

Team's RPI: 71

RPI 101+

RPI S Opponent Score

2 A Connecticut 31 92

7 A Delaware 51 74

7 H Delaware 46 65

12 A Maryland 46 82

RPI S Opponent Score

27 A James Madison 57 67

27 H James Madison 65 58

RPI S Opponent Score

79 H VCU 59 66

89 H UNC Wilmington 61 76

92 A Drexel 38 66

RPI S Opponent Score

138 A Coppin St. 61 59

148 H UMBC 56 45

158 A Saint Francis (PA) 59 53

175 H Loyola Maryland 56 54

193 A George Mason 54 78

196 H Canisius 64 50

205 H Mt. St. Mary's 71 70

210 A William & Mary 56 50

210 H William & Mary 77 75

213 A Georgia St. 56 52

213 H Georgia St. 63 59

225 A Western Ky. 67 62

227 H Md.-East. Shore 58 45

244 H Northeastern 58 54

332 A Delaware St. 70 59

LAST 12 Division I GAMES:

244 H Northeastern 58 54

210 A William & Mary 56 50

213 H Georgia St. 63 59

79 H VCU 59 66

89 H UNC Wilmington 61 76

193 A George Mason 54 78

213 A Georgia St. 56 52

7 H Delaware 46 65

27 A James Madison 57 67

210 H William & Mary 77 75

92 A Drexel 38 66

7 A Delaware 51 74

T
O
W
S
O
N

T
O
W
S
O
N

T
O
W
S
O
N

T
O
W
S
O
N

Non-Div I Games:

Towson

Average RPI Win:	308	WON-LOST	WINNING	LAST 12	STRENGTH OF	OPP. STRENGTH	TEAM	ADJ.	CONF.	ADJ CONF.
Average RPI Loss:	195	RECORD	PCT. RANK	GAMES	SCHEDULE	OF SCHEDULE	RPI	RPI	RPI	RPI
DIV. I ONLY	2- 20	334	1- 11	301	239	338	338	17	17	
DIV. I NON-CONF.	1- 9	323	0- 0	334	325	341	341	13	13	
TOTALS	RPI 1-25	RPI 26-50	W-L RECORDS	RPI 51-100	RPI 101-150	RPI 150+				
2- 20	0- 0	0- 2	OVERALL	0- 0	0- 4	2- 14				
1- 9	0- 0	0- 1	HOME	0- 0	0- 2	1- 6				
1- 10	0- 0	0- 1	AWAY	0- 0	0- 2	1- 7				
0- 1	0- 0	0- 0	NEUTRAL	0- 0	0- 0	0- 1				
1- 9	0- 0	0- 0	NON-CONFERENCE	0- 0	0- 2	1- 7				
0- 3	0- 0	0- 0	HOME	0- 0	0- 1	0- 2				
1- 5	0- 0	0- 0	AWAY	0- 0	0- 1	1- 4				
0- 1	0- 0	0- 0	NEUTRAL	0- 0	0- 0	0- 1				
1- 11	0- 0	0- 2	CONFERENCE	0- 0	0- 2	1- 7				
1- 6	0- 0	0- 1	HOME	0- 0	0- 1	1- 4				
0- 5	0- 0	0- 1	AWAY	0- 0	0- 1	0- 3				
0- 0	0- 0	0- 0	NEUTRAL	0- 0	0- 0	0- 0				

RPI 1-25				RPI 26-50				RPI 51-100				RPI 101+ Team's RPI: 338			
RPI	S	Opponent	Score	RPI	S	Opponent	Score	RPI	S	Opponent	Score	RPI	S	Opponent	Score
				43	A	Middle Tenn.	52 82					111	A	Auburn	47 74
				43	H	Middle Tenn.	66 72					129	A	Denver	51 73
												139	H	American	45 55
												149	H	FIU	41 65
												156	H	Fla. Atlantic	46 66
												165	A	North Texas	36 57
												166	A	Furman	57 75
												177	A	South Ala.	26 63
												177	H	South Ala.	46 53
												225	A	Western Ky.	38 64
												225	H	Western Ky.	36 59
												230	H	Winthrop	66 80
												248	H	La.-Monroe	46 49
												255	H	Kennesaw St.	57 66
												293	N	Evansville	49 59
												305	A	Alabama St.	60 53
												308	A	Maine	53 66
												310	H	La.-Lafayette	58 52
												321	A	Mercer	59 69
												340	A	Jacksonville St.	54 65
LAST 12 Division I GAMES:															
				225	H	Western Ky.	36 59					156	H	Fla. Atlantic	46 66
				310	H	La.-Lafayette	58 52					177	H	South Ala.	46 53
				149	H	FIU	41 65					225	A	Western Ky.	38 64
				177	A	South Ala.	26 63					43	H	Middle Tenn.	66 72
				43	A	Middle Tenn.	52 82					165	A	North Texas	36 57
				248	H	La.-Monroe	46 49					129	A	Denver	51 73

Non-Div I Games: Belhaven

53 56

Troy

■ Loss,
 ■ Non-Conf,
 ■ S Site,
 ■ H Home
 ■ A Away
 N Neutral

Average RPI Win: 183

Average RPI Loss: 93

WON-LOST

WINNING

LAST 12

STRENGTH OF

OPP. STRENGTH

TEAM

ADJ.

CONF.

ADJ CONF.

RECORD

PCT. RANK

GAMES

SCHEDULE

OF SCHEDULE

RPI

RPI

RPI

RPI

DIV. I ONLY

16- 6

49

8- 4

64

153

45

45

11

11

DIV. I NON-CONF.

9- 2

37

1- 0

70

158

41

41

17

17

TOTALS

RPI 1-25

RPI 26-50

W-L RECORDS

RPI 51-100

RPI 101-150

RPI 150+

16- 6

0- 1

1- 0

OVERALL

3- 3

0- 1

12- 1

9- 1

0- 0

1- 0

HOME

2- 1

0- 0

6- 0

6- 4

0- 0

0- 0

AWAY

0- 2

0- 1

6- 1

1- 1

0- 1

0- 0

NEUTRAL

1- 0

0- 0

0- 0

9- 2

0- 1

1- 0

NON-CONFERENCE

2- 0

0- 1

6- 0

5- 0

0- 0

1- 0

HOME

1- 0

0- 0

3- 0

3- 1

0- 0

0- 0

AWAY

0- 0

0- 1

3- 0

1- 1

0- 1

0- 0

NEUTRAL

1- 0

0- 0

0- 0

7- 4

0- 0

0- 0

CONFERENCE

1- 3

0- 0

6- 1

4- 1

0- 0

0- 0

HOME

1- 1

0- 0

3- 0

3- 3

0- 0

0- 0

AWAY

0- 2

0- 0

3- 1

0- 0

0- 0

0- 0

NEUTRAL

0- 0

0- 0

0- 0

RPI 1-25

RPI 26-50

Team's RPI: 45

RPI 51-100

RPI 101+

RPI	S	Opponent	Score
22	N	Purdue	48 61

RPI	S	Opponent	Score
36	H	LSU	65 62

RPI	S	Opponent	Score
57	A	UTEP	65 80
57	H	UTEP	64 65
64	N	Idaho St.	45 37
77	H	Hampton	66 53
94	A	Memphis	59 61
99	H	UAB	52 41

RPI	S	Opponent	Score
117	A	Mississippi St.	55 70
163	H	UCF	64 52
165	A	North Texas	55 47
178	A	Louisiana Tech	61 52
181	H	Marshall	68 52
190	A	Tulsa	66 51
198	H	SMU	75 63
211	A	Rice	49 67
228	H	Southern U.	66 59
235	H	Col. of Charleston	57 42
243	A	East Carolina	63 49
248	H	La.-Monroe	62 45
310	A	La.-Lafayette	75 40
317	A	Houston	71 51

LAST 12 Division I GAMES:

57	A	UTEP	65	80	99	H	UAB	52	41
317	A	Houston	71	51	57	H	UTEP	64	65
198	H	SMU	75	63	211	A	Rice	49	67
243	A	East Carolina	63	49	163	H	UCF	64	52
181	H	Marshall	68	52	94	A	Memphis	59	61
190	A	Tulsa	66	51	77	H	Hampton	66	53

Non-Div I Games: Loyola (LA)

74 49

New Orleans

86 39

Tulane

■ Loss,
 ■ Non-Conf, S Site,
 ■ Home
 ■ Away
 N Neutral

Average RPI Win:	217	WON-LOST	WINNING	LAST 12	STRENGTH OF	OPP. STRENGTH	TEAM	ADJ.	CONF.	ADJ CONF.
Average RPI Loss:	152	RECORD	PCT. RANK	GAMES	SCHEDULE	OF SCHEDULE	RPI	RPI	RPI	RPI
DIV. I ONLY	9- 12	215	6- 6	125	213	190	190	11	11	
DIV. I NON-CONF.	4- 6	212	1- 0	93	288	175	175	17	17	
TOTALS	RPI 1-25	RPI 26-50	W-L RECORDS	RPI 51-100	RPI 101-150	RPI 150+				
9- 12	0- 0	0- 2	OVERALL	0- 2	1- 1	8- 7				
7- 3	0- 0	0- 2	HOME	0- 1	1- 0	6- 0				
2- 9	0- 0	0- 0	AWAY	0- 1	0- 1	2- 7				
0- 0	0- 0	0- 0	NEUTRAL	0- 0	0- 0	0- 0				
4- 6	0- 0	0- 1	NON-CONFERENCE	0- 0	1- 1	3- 4				
4- 1	0- 0	0- 1	HOME	0- 0	1- 0	3- 0				
0- 5	0- 0	0- 0	AWAY	0- 0	0- 1	0- 4				
0- 0	0- 0	0- 0	NEUTRAL	0- 0	0- 0	0- 0				
5- 6	0- 0	0- 1	CONFERENCE	0- 2	0- 0	5- 3				
3- 2	0- 0	0- 1	HOME	0- 1	0- 0	3- 0				
2- 4	0- 0	0- 0	AWAY	0- 1	0- 0	2- 3				
0- 0	0- 0	0- 0	NEUTRAL	0- 0	0- 0	0- 0				

RPI S	Opponent	Score	RPI S	Opponent	Score	RPI S	Opponent	Score	RPI S	Opponent	Score	Team's RPI: 190
40	H BYU	61 64	57	A UTEP	56 67	119	H Oral Roberts	65 57				
45	H Tulane	51 66	99	H UAB	40 47	141	A UALR	48 52				
						155	H Stephen F. Austin	72 53				
						163	A UCF	48 54				
						181	A Marshall	45 63				
						182	A Colorado St.	68 87				
						185	A TCU	43 60				
						198	A SMU	42 39				
						203	H Grambling	61 56				
						211	A Rice	48 55				
						211	H Rice	69 42				
						216	A Arkansas St.	70 80				
						216	H Arkansas St.	70 48				
						218	H Southern Miss.	68 57				
						302	A Utah Valley	62 78				
						317	A Houston	77 48				
						317	H Houston	67 53				
LAST 12 Division I GAMES:												
211	A Rice	48 55	317	A Houston	77 48							
317	H Houston	67 53	211	H Rice	69 42							
163	A UCF	48 54	57	A UTEP	56 67							
198	A SMU	42 39	181	A Marshall	45 63							
99	H UAB	40 47	218	H Southern Miss.	68 57							
45	H Tulane	51 66	155	H Stephen F. Austin	72 53							

Non-Div I Games: Neb. Omaha 68 60

Tulsa

■ Loss,
 ■ Non-Conf,
 ■ S Site,
 ■ H Home
 ■ A Away
 N Neutral

Average RPI Win:	235	WON-LOST	WINNING	LAST 12	STRENGTH OF	OPP. STRENGTH	TEAM	ADJ.	CONF.	ADJ CONF.
Average RPI Loss:	105	RECORD	PCT. RANK	GAMES	SCHEDULE	OF SCHEDULE	RPI	RPI	RPI	RPI
DIV. I ONLY	17- 6	43	8- 4	284	138	99	99	11	11	
DIV. I NON-CONF.	9- 3	61	0- 1	277	264	107	107	17	17	
TOTALS	RPI 1-25	RPI 26-50	W-L RECORDS	RPI 51-100	RPI 101-150	RPI 150+				
17- 6	0- 0	0- 1	OVERALL	1- 2	0- 1	16- 2				
8- 1	0- 0	0- 0	HOME	1- 1	0- 0	7- 0				
8- 5	0- 0	0- 1	AWAY	0- 1	0- 1	8- 2				
1- 0	0- 0	0- 0	NEUTRAL	0- 0	0- 0	1- 0				
9- 3	0- 0	0- 0	NON-CONFERENCE	1- 1	0- 1	8- 1				
4- 0	0- 0	0- 0	HOME	1- 0	0- 0	3- 0				
4- 3	0- 0	0- 0	AWAY	0- 1	0- 1	4- 1				
1- 0	0- 0	0- 0	NEUTRAL	0- 0	0- 0	1- 0				
8- 3	0- 0	0- 1	CONFERENCE	0- 1	0- 0	8- 1				
4- 1	0- 0	0- 0	HOME	0- 1	0- 0	4- 0				
4- 2	0- 0	0- 1	AWAY	0- 0	0- 0	4- 1				
0- 0	0- 0	0- 0	NEUTRAL	0- 0	0- 0	0- 0				

RPI S	Opponent	Score	RPI S	Opponent	Score	RPI S	Opponent	Score	RPI S	Opponent	Score
45	A Tulane	41 52	69	A Chattanooga	59 65	109	A McNeese St.	56 61	151	A Florida A&M	59 69
			77	H Hampton	43 38	163	A UCF	39 41	163	H UCF	61 54
			94	H Memphis	59 70	181	A Marshall	50 45	190	A Tulsa	47 40
						201	A Clemson	51 36	211	H Rice	60 45
						218	H Southern Miss.	65 59	220	H Alabama A&M	57 46
						225	H Western Ky.	58 36	243	A East Carolina	44 39
						243	H East Carolina	58 47	289	A Morehead St.	70 47
						296	N East Tenn. St.	59 47	297	A UNC Greensboro	72 42
						301	A Austin Peay	49 45	317	A Houston	67 43
						323	H Southeast Mo. St.	64 41			
LAST 12 Division I GAMES:											
163	A UCF	39 41	45	A Tulane	41 52						
243	H East Carolina	58 47	317	A Houston	67 43						
181	A Marshall	50 45	163	H UCF	61 54						
218	H Southern Miss.	65 59	243	A East Carolina	44 39						
190	A Tulsa	47 40	211	H Rice	60 45						
94	H Memphis	59 70	151	A Florida A&M	59 69						

Non-Div I Games:

UAB

■ Loss,
 ■ Non-Conf,
 ■ S Site,
 ■ Home
 ■ A Away
 N Neutral

Average RPI Win: 211	WON-LOST	WINNING	LAST 12	STRENGTH OF	OPP. STRENGTH	TEAM	ADJ.	CONF.	ADJ CONF.
Average RPI Loss: 112	RECORD	PCT. RANK	GAMES	SCHEDULE	OF SCHEDULE	RPI	RPI	RPI	RPI
DIV. I ONLY	13- 12	159	9- 3	109	149	141	141	17	17
DIV. I NON-CONF.	5- 8	221	1- 0	35	161	88	88	13	13
TOTALS	RPI 1-25	RPI 26-50	W-L RECORDS	RPI 51-100	RPI 101-150	RPI 150+			
13- 12	0- 1	0- 2	OVERALL	0- 3	2- 2	11- 4			
8- 5	0- 1	0- 0	HOME	0- 2	1- 1	7- 1			
5- 7	0- 0	0- 2	AWAY	0- 1	1- 1	4- 3			
0- 0	0- 0	0- 0	NEUTRAL	0- 0	0- 0	0- 0			
5- 8	0- 1	0- 1	NON-CONFERENCE	0- 3	1- 1	4- 2			
4- 4	0- 1	0- 0	HOME	0- 2	1- 0	3- 1			
1- 4	0- 0	0- 1	AWAY	0- 1	0- 1	1- 1			
0- 0	0- 0	0- 0	NEUTRAL	0- 0	0- 0	0- 0			
8- 4	0- 0	0- 1	CONFERENCE	0- 0	1- 1	7- 2			
4- 1	0- 0	0- 0	HOME	0- 0	0- 1	4- 0			
4- 3	0- 0	0- 1	AWAY	0- 0	1- 0	3- 2			
0- 0	0- 0	0- 0	NEUTRAL	0- 0	0- 0	0- 0			

RPI 1-25				RPI 26-50				RPI 51-100				RPI 101+ Team's RPI: 141			
RPI	S	Opponent	Score	RPI	S	Opponent	Score	RPI	S	Opponent	Score	RPI	S	Opponent	Score
6	H	Texas A&M	54 83	43	A	Middle Tenn.	51 59	60	A	South Dakota St.	55 64	119	A	Oral Roberts	63 78
				46	A	Missouri St.	50 73	60	H	South Dakota St.	49 60	129	A	Denver	53 51
								94	H	Memphis	66 81	129	H	Denver	50 60
												140	H	Seattle	72 63
												156	H	Fla. Atlantic	60 38
												165	A	North Texas	57 64
												177	H	South Ala.	55 43
												178	A	Louisiana Tech	48 64
												190	H	Tulsa	52 48
												198	H	SMU	60 69
												211	A	Rice	67 47
												216	A	Arkansas St.	64 57
												217	H	Nicholls St.	62 48
												218	H	Southern Miss.	70 44
												225	A	Western Ky.	61 50
												248	A	La.-Monroe	54 58
												248	H	La.-Monroe	52 46
												310	A	La.-Lafayette	55 41
												310	H	La.-Lafayette	56 45
LAST 12 Division I GAMES:															
				43	A	Middle Tenn.	51 59	310	H	La.-Lafayette	56 45				
				310	A	La.-Lafayette	55 41	216	A	Arkansas St.	64 57				
				248	H	La.-Monroe	52 46	248	A	La.-Monroe	54 58				
				129	H	Denver	50 60	156	H	Fla. Atlantic	60 38				
				177	H	South Ala.	55 43	217	H	Nicholls St.	62 48				
				225	A	Western Ky.	61 50	129	A	Denver	53 51				

Non-Div I Games:

UALR

■ Loss,
 ■ Non-Conf, S Site,
 ■ Home
 ■ Away
 N Neutral

Average RPI Win:	212	WON-LOST	WINNING	LAST 12	STRENGTH OF	OPP. STRENGTH	TEAM	ADJ.	CONF.	ADJ CONF.
Average RPI Loss:	164	RECORD	PCT. RANK	GAMES	SCHEDULE	OF SCHEDULE	RPI	RPI	RPI	RPI
DIV. I ONLY	15- 8	92	8- 4	218	186	128	128	21	21	
DIV. I NON-CONF.	8- 4	89	1- 0	107	103	77	77	22	22	
TOTALS	RPI 1-25	RPI 26-50	W-L RECORDS	RPI 51-100	RPI 101-150	RPI 150+				
15- 8	0- 1	0- 0	OVERALL	2- 1	3- 0	10- 6				
8- 2	0- 0	0- 0	HOME	1- 0	1- 0	6- 2				
6- 5	0- 1	0- 0	AWAY	1- 1	1- 0	4- 3				
1- 1	0- 0	0- 0	NEUTRAL	0- 0	1- 0	0- 1				
8- 4	0- 1	0- 0	NON-CONFERENCE	2- 1	2- 0	4- 2				
4- 0	0- 0	0- 0	HOME	1- 0	0- 0	3- 0				
3- 3	0- 1	0- 0	AWAY	1- 1	1- 0	1- 1				
1- 1	0- 0	0- 0	NEUTRAL	0- 0	1- 0	0- 1				
7- 4	0- 0	0- 0	CONFERENCE	0- 0	1- 0	6- 4				
4- 2	0- 0	0- 0	HOME	0- 0	1- 0	3- 2				
3- 2	0- 0	0- 0	AWAY	0- 0	0- 0	3- 2				
0- 0	0- 0	0- 0	NEUTRAL	0- 0	0- 0	0- 0				

RPI 1-25				RPI 26-50				RPI 51-100				RPI 101+ Team's RPI: 128			
RPI	S	Opponent	Score	RPI	S	Opponent	Score	RPI	S	Opponent	Score	RPI	S	Opponent	Score
3	A	Stanford	44 93					51	A	St. Mary's (CA)	58 75	116	H	Pacific	59 51
								88	H	Wichita St.	62 47	129	N	Denver	60 51
								98	A	Washington	69 68	140	A	Seattle	66 62
												168	H	Cal St. Northridge	55 53
												172	A	Cal Poly	65 87
												184	N	Portland St.	57 68
												192	A	Santa Clara	78 81
												219	A	UC Irvine	54 60
												219	H	UC Irvine	59 68
												233	A	UC Santa Barbara	51 47
												262	A	Hawaii	62 57
												263	H	Long Beach St.	78 62
												268	A	Cal St. Fullerton	57 55
												268	H	Cal St. Fullerton	50 58
												271	H	San Jose St.	80 60
												274	H	San Francisco	64 50
												278	H	Sacramento St.	68 57
												295	A	UC Riverside	70 53
												295	H	UC Riverside	67 46
LAST 12 Division I GAMES:															
295	H	UC Riverside	67 46	263	H	Long Beach St.	78 62								
219	H	UC Irvine	59 68	168	H	Cal St. Northridge	55 53								
268	A	Cal St. Fullerton	57 55	219	A	UC Irvine	54 60								
172	A	Cal Poly	65 87	295	A	UC Riverside	70 53								
233	A	UC Santa Barbara	51 47	268	H	Cal St. Fullerton	50 58								
116	H	Pacific	59 51	262	A	Hawaii	62 57								

Non-Div I Games:

UC Davis

■ Loss,
 ■ Non-Conf,
 ■ S Site,
 ■ Home
 ■ A Away
 N Neutral

Average RPI Win: 212				Through Games Of Sunday, February 11, 2018					
Average RPI Loss: 183	WON-LOST RECORD	WINNING PCT. RANK	LAST 12 GAMES	STRENGTH OF SCHEDULE	OPP. STRENGTH OF SCHEDULE	TEAM RPI	ADJ. RPI	CONF. RPI	ADJ CONF. RPI
DIV. I ONLY	11- 14	207	7- 5	211	255	219	219	21	21
DIV. I NON-CONF.	4- 9	256	0- 1	275	235	249	249	22	22
TOTALS	RPI 1-25	RPI 26-50	W-L RECORDS	RPI 51-100	RPI 101-150	RPI 150+			
11- 14	0- 0	0- 0	OVERALL	0- 0	3- 6	8- 8			
6- 5	0- 0	0- 0	HOME	0- 0	2- 3	4- 2			
3- 9	0- 0	0- 0	AWAY	0- 0	1- 3	2- 5			
2- 0	0- 0	0- 0	NEUTRAL	0- 0	0- 0	2- 0			
4- 9	0- 0	0- 0	NON-CONFERENCE	0- 0	0- 5	4- 4			
2- 3	0- 0	0- 0	HOME	0- 0	0- 3	2- 0			
0- 6	0- 0	0- 0	AWAY	0- 0	0- 2	0- 4			
2- 0	0- 0	0- 0	NEUTRAL	0- 0	0- 0	2- 0			
7- 5	0- 0	0- 0	CONFERENCE	0- 0	3- 1	4- 4			
4- 2	0- 0	0- 0	HOME	0- 0	2- 0	2- 2			
3- 3	0- 0	0- 0	AWAY	0- 0	1- 1	2- 2			
0- 0	0- 0	0- 0	NEUTRAL	0- 0	0- 0	0- 0			

[illegible]

Non-Div I Games:

UC Irvine

Loss, Non-Conf, S Site, H Home A Away N Neutral

UC Riverside

Through Games Of Sunday, February 12, 2012

Average RPI Win:	271	WON-LOST	WINNING	LAST 12	STRENGTH OF	OPP. STRENGTH	TEAM	ADJ.	CONF.	ADJ CONF.
Average RPI Loss:	165	RECORD	PCT. RANK	GAMES	SCHEDULE	OF SCHEDULE	RPI	RPI	RPI	RPI
DIV. I ONLY	5- 19	302	3- 9	199	230	295	295	21	21	
DIV. I NON-CONF.	2- 10	304	0- 1	261	184	306	306	22	22	
TOTALS	RPI 1-25	RPI 26-50	W-L RECORDS	RPI 51-100	RPI 101-150	RPI 150+				
5- 19	0- 0	0- 1	OVERALL	0- 3	0- 6	5- 9				
3- 5	0- 0	0- 0	HOME	0- 1	0- 2	3- 2				
2- 14	0- 0	0- 1	AWAY	0- 2	0- 4	2- 7				
0- 0	0- 0	0- 0	NEUTRAL	0- 0	0- 0	0- 0				
2- 10	0- 0	0- 1	NON-CONFERENCE	0- 3	0- 2	2- 4				
1- 2	0- 0	0- 0	HOME	0- 1	0- 0	1- 1				
1- 8	0- 0	0- 1	AWAY	0- 2	0- 2	1- 3				
0- 0	0- 0	0- 0	NEUTRAL	0- 0	0- 0	0- 0				
3- 9	0- 0	0- 0	CONFERENCE	0- 0	0- 4	3- 5				
2- 3	0- 0	0- 0	HOME	0- 0	0- 2	2- 1				
1- 6	0- 0	0- 0	AWAY	0- 0	0- 2	1- 4				
0- 0	0- 0	0- 0	NEUTRAL	0- 0	0- 0	0- 0				

RPI S	Opponent	Score	RPI S	Opponent	Score	RPI S	Opponent	Score	RPI S	Opponent	Score	Team's RPI: 295
34	A Gonzaga	56 83	59	A Arizona St.	46 66	116	A Pacific	46 63				
			63	H Fresno St.	62 67	116	H Pacific	59 80				
			90	A Washington St.	35 74	128	A UC Davis	46 67				
						128	H UC Davis	53 70				
						132	A UNLV	36 64				
						137	A Utah St.	68 71				
						168	A Cal St. Northridge	55 63				
						168	H Cal St. Northridge	58 64				
						172	A Cal Poly	43 71				
						219	A UC Irvine	70 67				
						233	A UC Santa Barbara	43 63				
						238	A Boise St.	58 68				
						263	A Long Beach St.	59 70				
						263	H Long Beach St.	75 71				
						268	H Cal St. Fullerton	69 65				
						277	A Northern Ariz.	59 67				
						298	A Idaho	70 57				
						307	A CSU Bakersfield	66 72				
						307	H CSU Bakersfield	76 62				
						310	H La.-Lafayette	56 59				
LAST 12 Division I GAMES:												
128	A UC Davis	46 67	307	A CSU Bakersfield	66 72							
116	A Pacific	46 63	233	A UC Santa Barbara	43 63							
263	H Long Beach St.	75 71	172	A Cal Poly	43 71							
168	H Cal St. Northridge	58 64	116	H Pacific	59 80							
219	A UC Irvine	70 67	128	H UC Davis	53 70							
268	H Cal St. Fullerton	69 65	168	A Cal St. Northridge	55 63							

Non-Div I Games:

UC Riverside

■ Loss,
 ■ Non-Conf,
 ■ S Site,
 ■ H Home
 ■ A Away
 N Neutral

THROUGH GAMES OF SUNDAY, FEBRUARY 11, 1912										
Average RPI Win:	207	WON-LOST	WINNING	LAST 12	STRENGTH OF	OPP. STRENGTH	TEAM	ADJ.	CONF.	ADJ CONF.
Average RPI Loss:	164	RECORD	PCT. RANK	GAMES	SCHEDULE	OF SCHEDULE	RPI	RPI	RPI	RPI
DIV. I ONLY	10- 13	211	5- 7	212	166	233	233	21	21	
DIV. I NON-CONF.	6- 7	181	1- 1	202	98	205	205	22	22	

TOTALS	RPI 1-25		RPI 26-50	W-L RECORDS		RPI 51-100	RPI 101-150		RPI 150+	
10- 13	0- 0		0- 1	OVERALL		2- 1	1- 5		7- 6	
7- 6	0- 0		0- 0	HOME		1- 1	1- 3		5- 2	
3- 7	0- 0		0- 1	AWAY		1- 0	0- 2		2- 4	
0- 0	0- 0		0- 0	NEUTRAL		0- 0	0- 0		0- 0	
6- 7	0- 0		0- 1	NON-CONFERENCE		2- 1	1- 3		3- 2	
5- 2	0- 0		0- 0	HOME		1- 1	1- 1		3- 0	
1- 5	0- 0		0- 1	AWAY		1- 0	0- 2		0- 2	
0- 0	0- 0		0- 0	NEUTRAL		0- 0	0- 0		0- 0	
4- 6	0- 0		0- 0	CONFERENCE		0- 0	0- 2		4- 4	
2- 4	0- 0		0- 0	HOME		0- 0	0- 2		2- 2	
2- 2	0- 0		0- 0	AWAY		0- 0	0- 0		2- 2	
0- 0	0- 0		0- 0	NEUTRAL		0- 0	0- 0		0- 0	

RPI 1-25				RPI 26-50				RPI 51-100				RPI 101+				Team's RPI: 233	
RPI	S	Opponent	Score	RPI	S	Opponent	Score	RPI	S	Opponent	Score	RPI	S	Opponent	Score		
				38	A	Southern California	39 50	51	H	St. Mary's (CA)	61 52	116	H	Pacific	48 52		
								57	A	UTEP	49 48	122	H	Pepperdine	54 44		
								98	H	Washington	37 46	128	H	UC Davis	47 51		
												132	H	UNLV	44 46		
												140	A	Seattle	55 60		
												146	A	Northern Colo.	39 44		
												168	A	Cal St. Northridge	71 67		
												172	A	Cal Poly	58 61		
												172	H	Cal Poly	52 67		
												184	A	Portland St.	51 65		
												219	H	UC Irvine	53 61		
												257	H	Loyola Marymount	66 49		
												263	A	Long Beach St.	34 46		
												268	A	Cal St. Fullerton	39 37		
												268	H	Cal St. Fullerton	52 39		
												274	H	San Francisco	60 41		
												295	H	UC Riverside	63 43		
												307	H	CSU Bakersfield	57 49		
												325	A	New Mexico St.	51 52		
LAST 12 Division I GAMES:																	
				307	H	CSU Bakersfield	57 49	168	A	Cal St. Northridge	71 67						
				268	H	Cal St. Fullerton	52 39	263	A	Long Beach St.	34 46						
				172	H	Cal Poly	52 67	295	H	UC Riverside	63 43						
				38	A	Southern California	39 50	219	H	UC Irvine	53 61						
				116	H	Pacific	48 52	268	A	Cal St. Fullerton	39 37						
				128	H	UC Davis	47 51	172	A	Cal Poly	58 61						

Non-Div I Games:

UC Santa Barbara

Loss, Non-Conf, S Site, H Home A Away N Neutral

UCF				Through Games Of Sunday, February 12, 2012						
Average RPI Win:	219	WON-LOST	WINNING	LAST 12	STRENGTH OF	OPP. STRENGTH	TEAM	ADJ.	CONF.	ADJ CONF.
Average RPI Loss:	106	RECORD	PCT. RANK	GAMES	SCHEDULE	OF SCHEDULE	RPI	RPI	RPI	RPI
DIV. I ONLY	11- 12	190	6- 6	56	219	163	163	11	11	
DIV. I NON-CONF.	5- 7	209	0- 1	90	265	189	189	17	17	

TOTALS	RPI 1-25	RPI 26-50		W-L RECORDS		RPI 51-100		RPI 101-150		RPI 150+
11- 12	0- 1	0- 1		OVERALL		1- 6		0- 1		10- 3
10- 6	0- 0	0- 0		HOME		1- 3		0- 1		9- 2
1- 6	0- 1	0- 1		AWAY		0- 3		0- 0		1- 1
0- 0	0- 0	0- 0		NEUTRAL		0- 0		0- 0		0- 0
5- 7	0- 1	0- 0		NON-CONFERENCE		0- 3		0- 1		5- 2
5- 5	0- 0	0- 0		HOME		0- 3		0- 1		5- 1
0- 2	0- 1	0- 0		AWAY		0- 0		0- 0		0- 1
0- 0	0- 0	0- 0		NEUTRAL		0- 0		0- 0		0- 0
6- 5	0- 0	0- 1		CONFERENCE		1- 3		0- 0		5- 1
5- 1	0- 0	0- 0		HOME		1- 0		0- 0		4- 1
1- 4	0- 0	0- 1		AWAY		0- 3		0- 0		1- 0
0- 0	0- 0	0- 0		NEUTRAL		0- 0		0- 0		0- 0

U
C
F

RPI 1-25				RPI 26-50				RPI 51-100				RPI 101+ Team's RPI: 163			
RPI	S	Opponent	Score	RPI	S	Opponent	Score	RPI	S	Opponent	Score	RPI	S	Opponent	Score
5	A	Notre Dame	38 90	45	A	Tulane	52 64	57	A	UTEP	38 67	149	H	FIU	46 61
								68	H	Florida St.	47 60	151	H	Florida A&M	67 51
								75	H	Fla. Gulf Coast	36 75	177	A	South Ala.	76 89
								83	H	Hartford	46 55	181	A	Marshall	55 44
								94	A	Memphis	57 65	183	H	Virginia Tech	41 32
								99	A	UAB	54 61	190	H	Tulsa	54 48
								99	H	UAB	41 39	198	H	SMU	48 60
												211	H	Rice	65 63
												218	H	Southern Miss.	65 47
												221	H	Fordham	57 70
												243	H	East Carolina	59 53
												284	H	Savannah St.	62 48
												321	H	Mercer	72 43
												327	H	Bethune-Cookman	66 49
LAST 12 Division I GAMES:															
				99	H	UAB	41 39	211	H	Rice	65 63				
				94	A	Memphis	57 65	218	H	Southern Miss.	65 47				
				190	H	Tulsa	54 48	99	A	UAB	54 61				
				57	A	UTEP	38 67	45	A	Tulane	52 64				
				198	H	SMU	48 60	243	H	East Carolina	59 53				
				181	A	Marshall	55 44	68	H	Florida St.	47 60				

Non-Div I Games:

UCF

Average RPI Win:	135	WON-LOST	WINNING	LAST 12	STRENGTH OF	OPP. STRENGTH	TEAM	ADJ.	CONF.	ADJ CONF.
Average RPI Loss:	45	RECORD	PCT. RANK	GAMES	SCHEDULE	OF SCHEDULE	RPI	RPI	RPI	RPI
DIV. I ONLY	12- 12	167	6- 6	6	28	49	49	4	4	
DIV. I NON-CONF.	5- 6	191	0- 0	15	24	55	55	6	6	
TOTALS	RPI 1-25	RPI 26-50	W-L RECORDS	RPI 51-100	RPI 101-150	RPI 150+				
12- 12	0- 4	1- 4	OVERALL	4- 2	4- 2	3- 0				
7- 4	0- 2	1- 1	HOME	3- 0	2- 1	1- 0				
4- 7	0- 2	0- 2	AWAY	1- 2	2- 1	1- 0				
1- 1	0- 0	0- 1	NEUTRAL	0- 0	0- 0	1- 0				
5- 6	0- 2	0- 2	NON-CONFERENCE	0- 2	2- 0	3- 0				
3- 1	0- 1	0- 0	HOME	0- 0	2- 0	1- 0				
1- 4	0- 1	0- 1	AWAY	0- 2	0- 0	1- 0				
1- 1	0- 0	0- 1	NEUTRAL	0- 0	0- 0	1- 0				
7- 6	0- 2	1- 2	CONFERENCE	4- 0	2- 2	0- 0				
4- 3	0- 1	1- 1	HOME	3- 0	0- 1	0- 0				
3- 3	0- 1	0- 1	AWAY	1- 0	2- 1	0- 0				
0- 0	0- 0	0- 0	NEUTRAL	0- 0	0- 0	0- 0				

RPI 1-25				RPI 26-50				RPI 51-100				RPI 101+			
RPI	S	Opponent	Score	RPI	S	Opponent	Score	RPI	S	Opponent	Score	RPI	S	Opponent	Score
1	A	Baylor	50 83	36	A	LSU	41 58	53	A	Temple	53 59	105	H	San Diego St.	78 71
3	A	Stanford	59 82	38	H	Southern California	43 47	55	H	Oregon St.	69 60	109	H	McNeese St.	67 59
3	H	Stanford	50 77	41	A	California	58 67	59	A	Arizona St.	64 48	115	A	Colorado	62 54
4	H	Tennessee	64 85	41	H	California	60 55	61	A	Saint Joseph's	60 64	118	H	Oregon	62 83
				42	N	West Virginia	54 63	90	H	Washington St.	73 52	124	A	Utah	65 60
								98	H	Washington	79 73	135	A	Arizona	66 74
												251	H	Tennessee Tech	74 52
												257	A	Loyola Marymount	84 43
												314	N	Colgate	68 48
LAST 12 Division I GAMES:															
3	A	Stanford	59 82	118	H	Oregon	62 83								
41	A	California	58 67	55	H	Oregon St.	69 60								
90	H	Washington St.	73 52	38	H	Southern California	43 47								
98	H	Washington	79 73	59	A	Arizona St.	64 48								
115	A	Colorado	62 54	135	A	Arizona	66 74								
124	A	Utah	65 60	3	H	Stanford	50 77								

Non-Div I Games:

UCLA

■ Loss,
 ■ Non-Conf, S Site,
 ■ Home
 ■ Away
 N Neutral

Average RPI Win:	231	WON-LOST	WINNING	LAST 12	STRENGTH OF	OPP. STRENGTH	TEAM	ADJ.	CONF.	ADJ CONF.
Average RPI Loss:	114	RECORD	PCT. RANK	GAMES	SCHEDULE	OF SCHEDULE	RPI	RPI	RPI	RPI
DIV. I ONLY	13- 12	159	7- 5	138	195	148	148	14	14	
DIV. I NON-CONF.	6- 7	181	0- 0	59	176	100	100	16	16	
TOTALS	RPI 1-25	RPI 26-50	W-L RECORDS	RPI 51-100	RPI 101-150	RPI 150+				
13- 12	0- 2	0- 0	OVERALL	1- 3	0- 4	12- 3				
7- 4	0- 2	0- 0	HOME	1- 1	0- 1	6- 0				
6- 7	0- 0	0- 0	AWAY	0- 2	0- 2	6- 3				
0- 1	0- 0	0- 0	NEUTRAL	0- 0	0- 1	0- 0				
6- 7	0- 2	0- 0	NON-CONFERENCE	0- 2	0- 2	6- 1				
3- 2	0- 2	0- 0	HOME	0- 0	0- 0	3- 0				
3- 4	0- 0	0- 0	AWAY	0- 2	0- 1	3- 1				
0- 1	0- 0	0- 0	NEUTRAL	0- 0	0- 1	0- 0				
7- 5	0- 0	0- 0	CONFERENCE	1- 1	0- 2	6- 2				
4- 2	0- 0	0- 0	HOME	1- 1	0- 1	3- 0				
3- 3	0- 0	0- 0	AWAY	0- 0	0- 1	3- 2				
0- 0	0- 0	0- 0	NEUTRAL	0- 0	0- 0	0- 0				

RPI 1-25				RPI 26-50				RPI 51-100				RPI 101+ Team's RPI: 148			
RPI	S	Opponent	Score	RPI	S	Opponent	Score	RPI	S	Opponent	Score	RPI	S	Opponent	Score
12	H	Maryland	59 70					71	A	Towson	45 56	106	A	Albany (NY)	41 53
24	H	Princeton	41 56					73	H	Boston U.	53 59	106	H	Albany (NY)	63 65
								77	A	Hampton	47 75	138	A	Coppin St.	60 68
								83	H	Hartford	71 59	144	N	High Point	51 62
												174	A	Monmouth	68 64
												175	A	Loyola Maryland	60 56
												183	A	Virginia Tech	52 57
												188	A	Navy	54 46
												191	A	New Hampshire	68 75
												191	H	New Hampshire	67 65
												193	H	George Mason	65 53
												227	H	Md.-East. Shore	65 60
												237	A	Binghamton	43 61
												267	H	Morgan St.	72 50
												269	A	Vermont	67 58
												308	A	Maine	75 55
												308	H	Maine	66 44
												309	A	Stony Brook	63 51
												309	H	Stony Brook	73 47
LAST 12 Division I GAMES:															
309	A	Stony Brook	63 51	237	A	Binghamton	43 61								
308	H	Maine	66 44	83	H	Hartford	71 59								
106	H	Albany (NY)	63 65	309	H	Stony Brook	73 47								
191	A	New Hampshire	68 75	308	A	Maine	75 55								
73	H	Boston U.	53 59	106	A	Albany (NY)	41 53								
269	A	Vermont	67 58	191	H	New Hampshire	67 65								

Non-Div I Games:

UMBC

■ Loss,
 ■ Non-Conf, S Site,
 ■ Home
 ■ Away
 N Neutral

Average RPI Win:	222	WON-LOST	WINNING	LAST 12	STRENGTH OF	OPP. STRENGTH	TEAM	ADJ.	CONF.	ADJ CONF.
Average RPI Loss:	126	RECORD	PCT. RANK	GAMES	SCHEDULE	OF SCHEDULE	RPI	RPI	RPI	RPI
DIV. I ONLY	13- 10	129	6- 5	200	170	153	153	18	18	
DIV. I NON-CONF.	7- 3	86	1- 0	221	180	147	147	11	11	
TOTALS	RPI 1-25	RPI 26-50	W-L RECORDS	RPI 51-100	RPI 101-150	RPI 150+				
13- 10	0- 0	0- 1	OVERALL	2- 4	2- 2	9- 3				
7- 3	0- 0	0- 0	HOME	0- 2	2- 0	5- 1				
4- 7	0- 0	0- 1	AWAY	1- 2	0- 2	3- 2				
2- 0	0- 0	0- 0	NEUTRAL	1- 0	0- 0	1- 0				
7- 3	0- 0	0- 1	NON-CONFERENCE	2- 2	0- 0	5- 0				
3- 1	0- 0	0- 0	HOME	0- 1	0- 0	3- 0				
2- 2	0- 0	0- 1	AWAY	1- 1	0- 0	1- 0				
2- 0	0- 0	0- 0	NEUTRAL	1- 0	0- 0	1- 0				
6- 7	0- 0	0- 0	CONFERENCE	0- 2	2- 2	4- 3				
4- 2	0- 0	0- 0	HOME	0- 1	2- 0	2- 1				
2- 5	0- 0	0- 0	AWAY	0- 1	0- 2	2- 2				
0- 0	0- 0	0- 0	NEUTRAL	0- 0	0- 0	0- 0				

RPI 1-25				RPI 26-50				RPI 51-100				RPI 101+				Team's RPI: 153
RPI	S	Opponent	Score	RPI	S	Opponent	Score	RPI	S	Opponent	Score	RPI	S	Opponent	Score	
				35	A	Kansas	52 77	54	A	Texas Tech	67 94	101	A	South Dakota	54 60	
								60	A	South Dakota St.	62 75	101	H	South Dakota	61 49	
								60	H	South Dakota St.	73 79	119	A	Oral Roberts	70 83	
								70	A	Eastern Mich.	70 68	119	H	Oral Roberts	92 79	
								76	N	Central Ark.	64 60	226	A	Oakland	65 71	
								79	H	VCU	70 78	242	H	Western Ill.	63 66	
												247	A	North Dakota St.	76 58	
												248	N	La.-Monroe	76 70	
												252	A	Saint Louis	70 67	
												266	H	IUPUI	63 55	
												281	A	Southern Utah	64 46	
												281	H	Southern Utah	81 61	
												282	H	North Florida	100 63	
												287	A	IPFW	76 82	
												325	H	New Mexico St.	68 57	
												341	H	Houston Baptist	92 45	
LAST 12 Division I GAMES:																
				60	H	South Dakota St.	73 79	247	A	North Dakota St.	76 58					
				101	A	South Dakota	54 60	60	A	South Dakota St.	62 75					
				281	A	Southern Utah	64 46	101	H	South Dakota	61 49					
				119	A	Oral Roberts	70 83	325	H	New Mexico St.	68 57					
				242	H	Western Ill.	63 66	119	H	Oral Roberts	92 79					
				266	H	IUPUI	63 55	281	H	Southern Utah	81 61					

Non-Div I Games: Neb. Omaha 74 64 Northwest Mo. St. 95 72

UMKC

Loss, Non-Conf, S Site, H Home A Away N Neutral

UNC Asheville

Through Games Of Sunday, February 12, 2012

Average RPI Win:	285	WON-LOST	WINNING	LAST 12	STRENGTH OF	OPP. STRENGTH	TEAM	ADJ.	CONF.	ADJ CONF.
Average RPI Loss:	212	RECORD	PCT. RANK	GAMES	SCHEDULE	OF SCHEDULE	RPI	RPI	RPI	RPI
DIV. I ONLY	4- 16	310	3- 9	268	341	329	329	26	26	
DIV. I NON-CONF.	1- 7	317	0- 0	274	342	332	332	29	29	
TOTALS	RPI 1-25	RPI 26-50	W-L RECORDS	RPI 51-100	RPI 101-150	RPI 150+				
4- 16	0- 0	0- 0	OVERALL	0- 1	0- 2	4- 13				
4- 5	0- 0	0- 0	HOME	0- 1	0- 1	4- 3				
0- 11	0- 0	0- 0	AWAY	0- 0	0- 1	0- 9				
0- 0	0- 0	0- 0	NEUTRAL	0- 0	0- 0	0- 0				
1- 7	0- 0	0- 0	NON-CONFERENCE	0- 1	0- 0	1- 6				
1- 2	0- 0	0- 0	HOME	0- 1	0- 0	1- 1				
0- 5	0- 0	0- 0	AWAY	0- 0	0- 0	0- 5				
0- 0	0- 0	0- 0	NEUTRAL	0- 0	0- 0	0- 0				
3- 9	0- 0	0- 0	CONFERENCE	0- 0	0- 2	3- 7				
3- 3	0- 0	0- 0	HOME	0- 0	0- 1	3- 2				
0- 6	0- 0	0- 0	AWAY	0- 0	0- 1	0- 5				
0- 0	0- 0	0- 0	NEUTRAL	0- 0	0- 0	0- 0				

RPI 1-25				RPI 26-50				RPI 51-100				RPI 101+ Team's RPI: 329			
RPI	S	Opponent	Score	RPI	S	Opponent	Score	RPI	S	Opponent	Score	RPI	S	Opponent	Score
								95	H	Appalachian St.	71 85	102	H	Liberty	56 78
												144	A	High Point	49 89
												166	A	Furman	59 71
												193	A	George Mason	59 88
												194	H	Radford	62 72
												208	A	Campbell	62 82
												212	A	Charleston So.	70 88
												212	H	Charleston So.	75 68
												223	A	South Carolina St.	82 92
												230	A	Winthrop	68 84
												249	A	Western Caro.	53 65
												255	A	Kennesaw St.	79 83
												256	A	Presbyterian	54 62
												256	H	Presbyterian	45 62
												286	A	Coastal Caro.	58 74
												286	H	Coastal Caro.	69 60
												315	H	S.C. Upstate	66 73
												321	H	Mercer	76 75
												322	H	Gardner-Webb	74 62
LAST 12 Division I GAMES:															
256	H	Presbyterian	45 62	256	A	Presbyterian	54 62								
286	A	Coastal Caro.	58 74	230	A	Winthrop	68 84								
212	A	Charleston So.	70 88	212	H	Charleston So.	75 68								
194	H	Radford	62 72	286	H	Coastal Caro.	69 60								
102	H	Liberty	56 78	208	A	Campbell	62 82								
322	H	Gardner-Webb	74 62	144	A	High Point	49 89								

Non-Div I Games: Brevard 74 62 Winston-Salem 83 74 Montreat 73 64

UNC Asheville

Loss, Non-Conf, S Site, H Home A Away N Neutral

UNC Greensboro

Through Games Of Sunday, February 12, 2012

Average RPI Win:	255	WON-LOST	WINNING	LAST 12	STRENGTH OF	OPP. STRENGTH	TEAM	ADJ.	CONF.	ADJ CONF.
Average RPI Loss:	151	RECORD	PCT. RANK	GAMES	SCHEDULE	OF SCHEDULE	RPI	RPI	RPI	RPI
DIV. I ONLY	3- 21	326	1- 11	91	297	297	297	15	15	
DIV. I NON-CONF.	1- 7	317	0- 0	56	312	276	276	21	21	
TOTALS	RPI 1-25	RPI 26-50	W-L RECORDS	RPI 51-100	RPI 101-150	RPI 150+				
3- 21	0- 0	0- 1	OVERALL	0- 7	1- 3	2- 10				
2- 8	0- 0	0- 0	HOME	0- 3	1- 1	1- 4				
1- 12	0- 0	0- 1	AWAY	0- 4	0- 2	1- 5				
0- 1	0- 0	0- 0	NEUTRAL	0- 0	0- 0	0- 1				
1- 7	0- 0	0- 1	NON-CONFERENCE	0- 2	0- 2	1- 2				
0- 2	0- 0	0- 0	HOME	0- 1	0- 1	0- 0				
1- 4	0- 0	0- 1	AWAY	0- 1	0- 1	1- 1				
0- 1	0- 0	0- 0	NEUTRAL	0- 0	0- 0	0- 1				
2- 14	0- 0	0- 0	CONFERENCE	0- 5	1- 1	1- 8				
2- 6	0- 0	0- 0	HOME	0- 2	1- 0	1- 4				
0- 8	0- 0	0- 0	AWAY	0- 3	0- 1	0- 4				
0- 0	0- 0	0- 0	NEUTRAL	0- 0	0- 0	0- 0				

RPI S	Opponent	Score	RPI S	Opponent	Score	RPI S	Opponent	Score	RPI S	Opponent	Score	Team's RPI: 297
39	A Richmond	60 75	69	A Chattanooga	44 63	102	H Liberty	46 61				
			69	H Chattanooga	46 63	105	A San Diego St.	29 57				
			91	A North Carolina	35 91	143	A Samford	40 83				
			95	A Appalachian St.	60 79	143	H Samford	61 53				
			95	H Appalachian St.	66 81	166	A Furman	48 53				
			97	A Davidson	52 71	166	H Furman	64 66				
			99	H UAB	42 72	194	A Radford	67 75				
						202	A Elon	43 57				
						202	H Elon	50 69				
						231	N Penn	36 47				
						235	H Col. of Charleston	42 52				
						249	A Western Caro.	29 62				
						249	H Western Caro.	35 46				
						280	H Ga. Southern	55 54				
						283	A Wofford	47 62				
						342	A N.C. Central	70 53				
LAST 12 Division I GAMES:												
95	A Appalachian St.	60 79	202	A Elon	43 57							
97	A Davidson	52 71	166	H Furman	64 66							
202	H Elon	50 69	280	H Ga. Southern	55 54							
249	H Western Caro.	35 46	235	H Col. of Charleston	42 52							
143	A Samford	40 83	95	H Appalachian St.	66 81							
69	A Chattanooga	44 63	249	A Western Caro.	29 62							

Non-Div I Games:

UNC Greensboro

Loss, Non-Conf, S Site, H Home A Away N Neutral

UNC Wilmington

Through Games Of Sunday, February 12, 2012

Average RPI Win:	195	WON-LOST	WINNING	LAST 12	STRENGTH OF	OPP. STRENGTH	TEAM	ADJ.	CONF.	ADJ CONF.
Average RPI Loss:	65	RECORD	PCT. RANK	GAMES	SCHEDULE	OF SCHEDULE	RPI	RPI	RPI	RPI
DIV. I ONLY	15- 9	97	8- 4	130	70	89	89	7	7	
DIV. I NON-CONF.	7- 4	98	0- 0	108	82	89	89	7	7	
TOTALS	RPI 1-25	RPI 26-50	W-L RECORDS	RPI 51-100	RPI 101-150	RPI 150+				
15- 9	0- 3	0- 1	OVERALL	2- 4	1- 0	12- 1				
7- 3	0- 1	0- 0	HOME	1- 1	0- 0	6- 1				
8- 4	0- 2	0- 0	AWAY	1- 2	1- 0	6- 0				
0- 2	0- 0	0- 1	NEUTRAL	0- 1	0- 0	0- 0				
7- 4	0- 1	0- 1	NON-CONFERENCE	0- 2	1- 0	6- 0				
3- 0	0- 0	0- 0	HOME	0- 0	0- 0	3- 0				
4- 2	0- 1	0- 0	AWAY	0- 1	1- 0	3- 0				
0- 2	0- 0	0- 1	NEUTRAL	0- 1	0- 0	0- 0				
8- 5	0- 2	0- 0	CONFERENCE	2- 2	0- 0	6- 1				
4- 3	0- 1	0- 0	HOME	1- 1	0- 0	3- 1				
4- 2	0- 1	0- 0	AWAY	1- 1	0- 0	3- 0				
0- 0	0- 0	0- 0	NEUTRAL	0- 0	0- 0	0- 0				

RPI 1-25				RPI 26-50				RPI 51-100 Team's RPI: 89				RPI 101+			
RPI	S	Opponent	Score	RPI	S	Opponent	Score	RPI	S	Opponent	Score	RPI	S	Opponent	Score
7	A	Delaware	37 69	43	N	Middle Tenn.	60 79	71	A	Towson	76 61	110	A	Charlotte	74 73
7	H	Delaware	53 62					79	A	VCU	53 65	170	A	Old Dominion	76 54
8	A	Duke	45 107					79	H	VCU	57 56	170	H	Old Dominion	57 59
								86	A	North Carolina St.	64 83	193	H	George Mason	61 53
								90	N	Washington St.	60 72	204	H	Xavier	59 52
								92	H	Drexel	43 58	208	H	Campbell	79 73
												210	H	William & Mary	80 77
												212	A	Charleston So.	72 70
												213	A	Georgia St.	72 69
												243	H	East Carolina	64 53
												244	A	Northeastern	69 64
												244	H	Northeastern	60 53
												254	A	Ohio	56 51
												273	A	N.C. A&T	90 63
LAST 12 Division I GAMES:															
170	H	Old Dominion	57 59	170	A	Old Dominion	76 54								
213	A	Georgia St.	72 69	79	H	VCU	57 56								
210	H	William & Mary	80 77	193	H	George Mason	61 53								
7	H	Delaware	53 62	7	A	Delaware	37 69								
71	A	Towson	76 61	79	A	VCU	53 65								
244	A	Northeastern	69 64	244	H	Northeastern	60 53								

Non-Div I Games:

UNC Wilmington

■ Loss,
 ■ Non-Conf, S Site,
 ■ Home
 ■ Away
 N Neutral

Average RPI Win:	214	WON-LOST	WINNING	LAST 12	STRENGTH OF	OPP. STRENGTH	TEAM	ADJ.	CONF.	ADJ CONF.
Average RPI Loss:	98	RECORD	PCT. RANK	GAMES	SCHEDULE	OF SCHEDULE	RPI	RPI	RPI	RPI
DIV. I ONLY	15- 9	97	8- 4	185	114	131	131	10	10	
DIV. I NON-CONF.	7- 4	98	0- 0	184	203	129	129	10	10	
TOTALS	RPI 1-25	RPI 26-50	W-L RECORDS	RPI 51-100	RPI 101-150	RPI 150+				
15- 9	0- 1	1- 2	OVERALL	1- 3	1- 2	12- 1				
9- 3	0- 0	1- 1	HOME	1- 1	1- 1	6- 0				
4- 6	0- 1	0- 1	AWAY	0- 0	0- 0	4- 1				
2- 0	0- 0	0- 0	NEUTRAL	0- 0	0- 0	2- 0				
7- 4	0- 1	0- 2	NON-CONFERENCE	0- 0	1- 0	6- 1				
4- 1	0- 0	0- 1	HOME	0- 0	1- 0	3- 0				
1- 3	0- 1	0- 1	AWAY	0- 0	0- 0	1- 1				
2- 0	0- 0	0- 0	NEUTRAL	0- 0	0- 0	2- 0				
8- 5	0- 0	1- 0	CONFERENCE	1- 3	0- 2	6- 0				
5- 2	0- 0	1- 0	HOME	1- 1	0- 1	3- 0				
3- 3	0- 0	0- 0	AWAY	0- 2	0- 1	3- 0				
0- 0	0- 0	0- 0	NEUTRAL	0- 0	0- 0	0- 0				

RPI S	Opponent	Score	RPI S	Opponent	Score	RPI S	Opponent	Score	RPI S	Opponent	Score	Team's RPI: 131
23	A Green Bay	67 75	46	H Missouri St.	62 54	84	A Illinois St.	68 84	101	H South Dakota	53 43	
			48	A Iowa St.	57 84	84	H Illinois St.	79 73	123	A Indiana St.	60 71	
			50	H Iowa	74 78	88	H Wichita St.	40 67	123	H Indiana St.	62 68	
						100	A Creighton	50 65	154	H Bradley	71 57	
									157	A Drake	82 77	
									182	H Colorado St.	61 50	
									234	N Youngstown St.	90 73	
									240	A North Dakota	70 74	
									245	N Wyoming	60 46	
									247	H North Dakota St.	60 41	
									260	A Southern Ill.	70 66	
									260	H Southern Ill.	73 51	
									293	A Evansville	61 51	
									293	H Evansville	58 53	
									323	H Southeast Mo. St.	62 42	
									326	A Chicago St.	88 54	
LAST 12 Division I GAMES:												
123	A Indiana St.	60 71	154	H Bradley	71 57							
84	A Illinois St.	68 84	84	H Illinois St.	79 73							
293	H Evansville	58 53	123	H Indiana St.	62 68							
260	H Southern Ill.	73 51	260	A Southern Ill.	70 66							
157	A Drake	82 77	293	A Evansville	61 51							
100	A Creighton	50 65	46	H Missouri St.	62 54							

Non-Div I Games:

UNI

Average RPI Win: 224	WON-LOST	WINNING	LAST 12	STRENGTH OF	OPP. STRENGTH	TEAM	ADJ.	CONF.	ADJ CONF.
Average RPI Loss: 118	RECORD	PCT. RANK	GAMES	SCHEDULE	OF SCHEDULE	RPI	RPI	RPI	RPI
DIV. I ONLY	17- 8	76	7- 5	214	150	132	132	23	23
DIV. I NON-CONF.	12- 4	61	2- 1	222	94	117	117	25	25
TOTALS	RPI 1-25	RPI 26-50	W-L RECORDS	RPI 51-100	RPI 101-150	RPI 150+			
17- 8	1- 0	1- 2	OVERALL	1- 0	0- 4	14- 2			
9- 4	1- 0	0- 1	HOME	1- 0	0- 2	7- 1			
6- 4	0- 0	1- 1	AWAY	0- 0	0- 2	5- 1			
2- 0	0- 0	0- 0	NEUTRAL	0- 0	0- 0	2- 0			
12- 4	1- 0	1- 2	NON-CONFERENCE	1- 0	0- 2	9- 0			
7- 2	1- 0	0- 1	HOME	1- 0	0- 1	5- 0			
3- 2	0- 0	1- 1	AWAY	0- 0	0- 1	2- 0			
2- 0	0- 0	0- 0	NEUTRAL	0- 0	0- 0	2- 0			
5- 4	0- 0	0- 0	CONFERENCE	0- 0	0- 2	5- 2			
2- 2	0- 0	0- 0	HOME	0- 0	0- 1	2- 1			
3- 2	0- 0	0- 0	AWAY	0- 0	0- 1	3- 1			
0- 0	0- 0	0- 0	NEUTRAL	0- 0	0- 0	0- 0			

RPI	S	Opponent	Score	RPI	S	Opponent	Score	RPI	S	Opponent	Score	RPI	S	Opponent	Score	Team's RPI: 132
10	H	Kansas St.	44 38	26	H	Georgetown	45 64	63	H	Fresno St.	73 71	105	A	San Diego St.	64 77	
				41	A	California	48 70					105	H	San Diego St.	62 66	
				50	A	Iowa	69 59					107	H	Northwestern	49 79	
												135	A	Arizona	58 62	
												182	A	Colorado St.	62 74	
												185	A	TCU	72 57	
												224	N	Butler	62 39	
												233	A	UC Santa Barbara	46 44	
												238	H	Boise St.	66 50	
												244	H	Northeastern	61 58	
												245	A	Wyoming	54 51	
												245	H	Wyoming	47 51	
												247	H	North Dakota St.	76 57	
												271	H	San Jose St.	78 41	
												291	N	Prairie View	73 60	
												292	A	Nevada	74 63	
												295	H	UC Riverside	64 36	
												303	A	New Mexico	64 50	
												304	H	UTSA	74 67	
												313	H	Air Force	63 47	
LAST 12 Division I GAMES:																
				105	A	San Diego St.	64 77					185	A	TCU	72 57	
				245	H	Wyoming	47 51					105	H	San Diego St.	62 66	
				182	A	Colorado St.	62 74					245	A	Wyoming	54 51	
				313	H	Air Force	63 47					63	H	Fresno St.	73 71	
				238	H	Boise St.	66 50					292	A	Nevada	74 63	
				303	A	New Mexico	64 50					135	A	Arizona	58 62	

Non-Div I Games:

UNLV

■ Loss,
■ Non-Conf,
■ S Site,
■ H Home
■ A Away
N Neutral

U
T
M
a
r
t
i
n

UT Martin				Through Games Of Sunday, February 12, 2012						
Average RPI Win:	266	WON-LOST	WINNING	LAST 12	STRENGTH OF	OPP. STRENGTH	TEAM	ADJ.	CONF.	ADJ CONF.
Average RPI Loss:	85	RECORD	PCT. RANK	GAMES	SCHEDULE	OF SCHEDULE	RPI	RPI	RPI	RPI
DIV. I ONLY		17- 8	76	10- 2	233	253	120	120	31	31
DIV. I NON-CONF.		6- 7	181	0- 1	179	105	79	79	30	30
<hr/>										
TOTALS	RPI 1-25	RPI 26-50		W-L RECORDS		RPI 51-100	RPI 101-150		RPI 150+	
17- 8	0- 3	0- 0		OVERALL		0- 2	1- 2		16- 1	
11- 1	0- 1	0- 0		HOME		0- 0	1- 0		10- 0	
6- 7	0- 2	0- 0		AWAY		0- 2	0- 2		6- 1	
0- 0	0- 0	0- 0		NEUTRAL		0- 0	0- 0		0- 0	
<hr/>										
6- 7	0- 3	0- 0		NON-CONFERENCE		0- 2	0- 1		6- 1	
4- 1	0- 1	0- 0		HOME		0- 0	0- 0		4- 0	
2- 6	0- 2	0- 0		AWAY		0- 2	0- 1		2- 1	
0- 0	0- 0	0- 0		NEUTRAL		0- 0	0- 0		0- 0	
<hr/>										
11- 1	0- 0	0- 0		CONFERENCE		0- 0	1- 1		10- 0	
7- 0	0- 0	0- 0		HOME		0- 0	1- 0		6- 0	
4- 1	0- 0	0- 0		AWAY		0- 0	0- 1		4- 0	
0- 0	0- 0	0- 0		NEUTRAL		0- 0	0- 0		0- 0	

RPI 1-25				RPI 26-50				RPI 51-100				RPI 101+ Team's RPI: 120			
RPI	S	Opponent	Score	RPI	S	Opponent	Score	RPI	S	Opponent	Score	RPI	S	Opponent	Score
19	A	Louisville	57 70					76	A	Central Ark.	65 69	104	A	Eastern Ill.	63 70
22	A	Purdue	39 65					94	A	Memphis	69 90	104	H	Eastern Ill.	94 86
25	H	Vanderbilt	84 99									123	A	Indiana St.	55 66
												195	H	SIU Edwardsville	91 59
												216	A	Arkansas St.	68 83
												218	A	Southern Miss.	88 69
												251	H	Tennessee Tech	83 61
												252	A	Saint Louis	70 55
												253	H	Belmont	67 48
												260	H	Southern Ill.	91 70
												265	A	Eastern Ky.	84 61
												285	A	Tennessee St.	114 105
												285	H	Tennessee St.	105 90
												289	A	Morehead St.	81 61
												293	H	Evansville	78 69
												294	H	Murray St.	84 67
												301	A	Austin Peay	88 83
												313	H	Air Force	84 60
												323	H	Southeast Mo. St.	88 47
												340	H	Jacksonville St.	99 67

LAST 12 Division I GAMES:															
104	H	Eastern Ill.	94 86	289	A	Morehead St.	81 61								
340	H	Jacksonville St.	99 67	265	A	Eastern Ky.	84 61								
294	H	Murray St.	84 67	104	A	Eastern Ill.	63 70								
301	A	Austin Peay	88 83	216	A	Arkansas St.	68 83								
285	H	Tennessee St.	105 90	195	H	SIU Edwardsville	91 59								
323	H	Southeast Mo. St.	88 47	285	A	Tennessee St.	114 105								

Non-Div I Games:

UT Martin

Average RPI Win:	202	WON-LOST	WINNING	LAST 12	STRENGTH OF	OPP. STRENGTH	TEAM	ADJ.	CONF.	ADJ CONF.
Average RPI Loss:	146	RECORD	PCT. RANK	GAMES	SCHEDULE	OF SCHEDULE	RPI	RPI	RPI	RPI
DIV. I ONLY	22- 2	8	12- 0	240	156	57	57	11	11	
DIV. I NON-CONF.	11- 2	24	1- 0	298	270	83	83	17	17	
TOTALS	RPI 1-25	RPI 26-50	W-L RECORDS	RPI 51-100	RPI 101-150	RPI 150+				
22- 2	0- 0	2- 0	OVERALL	2- 1	2- 0	16- 1				
14- 1	0- 0	1- 0	HOME	2- 0	2- 0	9- 1				
8- 1	0- 0	1- 0	AWAY	0- 1	0- 0	7- 0				
0- 0	0- 0	0- 0	NEUTRAL	0- 0	0- 0	0- 0				
11- 2	0- 0	0- 0	NON-CONFERENCE	1- 1	2- 0	8- 1				
8- 1	0- 0	0- 0	HOME	1- 0	2- 0	5- 1				
3- 1	0- 0	0- 0	AWAY	0- 1	0- 0	3- 0				
0- 0	0- 0	0- 0	NEUTRAL	0- 0	0- 0	0- 0				
11- 0	0- 0	2- 0	CONFERENCE	1- 0	0- 0	8- 0				
6- 0	0- 0	1- 0	HOME	1- 0	0- 0	4- 0				
5- 0	0- 0	1- 0	AWAY	0- 0	0- 0	4- 0				
0- 0	0- 0	0- 0	NEUTRAL	0- 0	0- 0	0- 0				

RPI 1-25				RPI 26-50				RPI 51-100				Team's RPI: 57	RPI 101+			
RPI	S	Opponent	Score	RPI	S	Opponent	Score	RPI	S	Opponent	Score		RPI	S	Opponent	Score
				45	A	Tulane	65 64	59	A	Arizona St.	45 47		129	H	Denver	80 49
				45	H	Tulane	80 65	64	H	Idaho St.	79 63		146	H	Northern Colo.	74 51
								94	H	Memphis	66 60		161	H	Lamar	81 52
													163	H	UCF	67 38
													181	H	Marshall	64 56
													190	H	Tulsa	67 56
													198	A	SMU	64 53
													211	A	Rice	45 41
													218	A	Southern Miss.	70 63
													233	H	UC Santa Barbara	48 49
													241	H	Texas St.	81 58
													243	A	East Carolina	66 56
													246	H	Tex.-Pan American	62 51
													257	A	Loyola Marymount	68 48
													303	A	New Mexico	53 43
													317	H	Houston	87 43
													325	A	New Mexico St.	76 72
													325	H	New Mexico St.	63 27
													341	H	Houston Baptist	82 53
LAST 12 Division I GAMES:																
				45	H	Tulane	80 65	243	A	East Carolina	66 56					
				181	H	Marshall	64 56	45	A	Tulane	65 64					
				211	A	Rice	45 41	190	H	Tulsa	67 56					
				163	H	UCF	67 38	94	H	Memphis	66 60					
				218	A	Southern Miss.	70 63	198	A	SMU	64 53					
				317	H	Houston	87 43	241	H	Texas St.	81 58					

Non-Div I Games:

UTEP

Average RPI Win: 222	WON-LOST	WINNING	LAST 12	STRENGTH OF	OPP. STRENGTH	TEAM	ADJ.	CONF.	ADJ CONF.
Average RPI Loss: 176	RECORD	PCT. RANK	GAMES	SCHEDULE	OF SCHEDULE	RPI	RPI	RPI	RPI
DIV. I ONLY	7- 16	269	3- 9	243	226	304	304	24	24
DIV. I NON-CONF.	4- 9	256	0- 2	169	116	266	266	27	27
TOTALS	RPI 1-25	RPI 26-50	W-L RECORDS	RPI 51-100	RPI 101-150	RPI 150+			
7- 16	0- 0	0- 1	OVERALL	0- 2	2- 2	5- 11			
6- 7	0- 0	0- 0	HOME	0- 2	2- 1	4- 4			
1- 9	0- 0	0- 1	AWAY	0- 0	0- 1	1- 7			
0- 0	0- 0	0- 0	NEUTRAL	0- 0	0- 0	0- 0			
4- 9	0- 0	0- 1	NON-CONFERENCE	0- 2	2- 2	2- 4			
4- 5	0- 0	0- 0	HOME	0- 2	2- 1	2- 2			
0- 4	0- 0	0- 1	AWAY	0- 0	0- 1	0- 2			
0- 0	0- 0	0- 0	NEUTRAL	0- 0	0- 0	0- 0			
3- 7	0- 0	0- 0	CONFERENCE	0- 0	0- 0	3- 7			
2- 2	0- 0	0- 0	HOME	0- 0	0- 0	2- 2			
1- 5	0- 0	0- 0	AWAY	0- 0	0- 0	1- 5			
0- 0	0- 0	0- 0	NEUTRAL	0- 0	0- 0	0- 0			

RPI S	Opponent	Score	RPI S	Opponent	Score	RPI S	Opponent	Score	RPI S	Opponent	Score	Team's RPI: 304
38	A Southern California	56 74	88	H Wichita St.	56 69	114	H Missouri	50 70	127	H Detroit	59 55	
			100	H Creighton	53 54	132	A UNLV	67 74	149	H FIU	61 54	
						155	A Stephen F. Austin	64 73	155	H Stephen F. Austin	50 46	
						161	H Lamar	51 54	164	A Sam Houston St.	55 67	
						164	H Sam Houston St.	50 63	177	H South Ala.	42 54	
						185	A TCU	30 65	198	A SMU	65 69	
						211	H Rice	46 71	241	H Texas St.	67 53	
						246	H Tex.-Pan American	68 54	290	A Texas-Arlington	40 51	
						311	A Southeastern La.	63 64	317	H Houston	70 59	
						320	A A&M-Corpus Christi	58 38	331	A Northwestern St.	57 61	
LAST 12 Division I GAMES:												
155	A Stephen F. Austin	64 73	331	A Northwestern St.	57 61	155	H Stephen F. Austin	50 46				
311	A Southeastern La.	63 64	320	A A&M-Corpus Christi	58 38	164	H Sam Houston St.	50 63				
161	H Lamar	51 54	211	H Rice	46 71	198	A SMU	65 69				
290	A Texas-Arlington	40 51										
164	A Sam Houston St.	55 67										
241	H Texas St.	67 53										

Non-Div I Games:

UTSA

■ Loss,
 ■ Non-Conf,
 ■ S Site,
 ■ H Home
 ■ A Away
 N Neutral

Average RPI Win:	186	WON-LOST	WINNING	LAST 12	STRENGTH OF	OPP. STRENGTH	TEAM	ADJ.	CONF.	ADJ CONF.
Average RPI Loss:	67	RECORD	PCT. RANK	GAMES	SCHEDULE	OF SCHEDULE	RPI	RPI	RPI	RPI
DIV. I ONLY	12- 12	167	5- 7	62	81	124	124	4	4	
DIV. I NON-CONF.	7- 4	98	0- 0	173	251	189	189	6	6	
TOTALS	RPI 1-25	RPI 26-50	W-L RECORDS	RPI 51-100	RPI 101-150	RPI 150+				
12- 12	0- 1	1- 5	OVERALL	3- 3	3- 2	5- 1				
9- 4	0- 1	1- 2	HOME	2- 0	1- 1	5- 0				
2- 7	0- 0	0- 3	AWAY	1- 3	1- 1	0- 0				
1- 1	0- 0	0- 0	NEUTRAL	0- 0	1- 0	0- 1				
7- 4	0- 0	0- 3	NON-CONFERENCE	1- 0	1- 0	5- 1				
6- 0	0- 0	0- 0	HOME	1- 0	0- 0	5- 0				
0- 3	0- 0	0- 3	AWAY	0- 0	0- 0	0- 0				
1- 1	0- 0	0- 0	NEUTRAL	0- 0	1- 0	0- 1				
5- 8	0- 1	1- 2	CONFERENCE	2- 3	2- 2	0- 0				
3- 4	0- 1	1- 2	HOME	1- 0	1- 1	0- 0				
2- 4	0- 0	0- 0	AWAY	1- 3	1- 1	0- 0				
0- 0	0- 0	0- 0	NEUTRAL	0- 0	0- 0	0- 0				

RPI	S	Opponent	Score	RPI	S	Opponent	Score	RPI	S	Opponent	Score	RPI	S	Opponent	Score	Team's RPI: 124
3	H	Stanford	43 62	28	A	Arkansas	56 57	55	A	Oregon St.	49 62	115	H	Colorado	52 58	
				31	A	Michigan	50 55	59	A	Arizona St.	51 59	118	A	Oregon	67 72	
				38	H	Southern California	63 55	59	H	Arizona St.	50 46	127	N	Detroit	64 55	
				40	A	BYU	58 63	64	H	Idaho St.	56 31	135	A	Arizona	65 60	
				41	H	California	56 63	90	A	Washington St.	43 60	135	H	Arizona	73 67	
				49	H	UCLA	60 65	98	A	Washington	49 36	177	N	South Ala.	53 61	
												281	H	Southern Utah	74 60	
												302	H	Utah Valley	82 51	
												325	H	New Mexico St.	74 37	
												333	H	Texas Southern	75 33	
												335	H	Weber St.	81 63	
LAST 12 Division I GAMES:																
135	H	Arizona	73 67	59	A	Arizona St.	51 59	135	A	Arizona	65 60					
59	H	Arizona St.	50 46	41	H	California	56 63	3	H	Stanford	43 62					
55	A	Oregon St.	49 62	98	A	Washington	49 36	90	A	Washington St.	43 60					
118	A	Oregon	67 72													
38	H	Southern California	63 55													
49	H	UCLA	60 65													

Non-Div I Games:

Utah

■ Loss,
 ■ Non-Conf,
 ■ S Site,
 ■ H Home
 ■ A Away
 N Neutral

Average RPI Win:	273	WON-LOST	WINNING	LAST 12	STRENGTH OF	OPP. STRENGTH	TEAM	ADJ.	CONF.	ADJ CONF.
Average RPI Loss:	101	RECORD	PCT. RANK	GAMES	SCHEDULE	OF SCHEDULE	RPI	RPI	RPI	RPI
DIV. I ONLY	15- 7	74	9- 2	264	266	137	137	25	25	
DIV. I NON-CONF.	8- 5	106	2- 0	175	291	103	103	23	23	
TOTALS	RPI 1-25	RPI 26-50	W-L RECORDS	RPI 51-100	RPI 101-150	RPI 150+				
15- 7	0- 0	0- 1	OVERALL	0- 3	0- 1	15- 2				
7- 3	0- 0	0- 1	HOME	0- 1	0- 0	7- 1				
8- 4	0- 0	0- 0	AWAY	0- 2	0- 1	8- 1				
0- 0	0- 0	0- 0	NEUTRAL	0- 0	0- 0	0- 0				
8- 5	0- 0	0- 1	NON-CONFERENCE	0- 2	0- 1	8- 1				
5- 1	0- 0	0- 1	HOME	0- 0	0- 0	5- 0				
3- 4	0- 0	0- 0	AWAY	0- 2	0- 1	3- 1				
0- 0	0- 0	0- 0	NEUTRAL	0- 0	0- 0	0- 0				
7- 2	0- 0	0- 0	CONFERENCE	0- 1	0- 0	7- 1				
2- 2	0- 0	0- 0	HOME	0- 1	0- 0	2- 1				
5- 0	0- 0	0- 0	AWAY	0- 0	0- 0	5- 0				
0- 0	0- 0	0- 0	NEUTRAL	0- 0	0- 0	0- 0				

RPI 1-25			RPI 26-50			RPI 51-100			RPI 101+ Team's RPI: 137		
RPI	S	Opponent	Score	RPI	S	Opponent	Score	RPI	S	Opponent	Score
				40	H	BYU	65 73	60	A	South Dakota St.	73 84
								63	H	Fresno St.	67 90
								64	A	Idaho St.	65 67
								134	A	Montana St.	61 78
								169	A	Montana	60 61
								178	A	Louisiana Tech	79 62
								178	H	Louisiana Tech	76 82
								219	A	UC Irvine	69 64
								238	A	Boise St.	64 52
								238	H	Boise St.	97 86
								245	A	Wyoming	62 56
								262	A	Hawaii	69 55
								271	A	San Jose St.	78 73
								277	H	Northern Ariz.	70 51
								292	H	Nevada	91 69
								295	H	UC Riverside	71 68
								298	A	Idaho	78 70
								302	H	Utah Valley	61 43
								325	A	New Mexico St.	74 56
								325	H	New Mexico St.	57 45
								335	H	Weber St.	73 63
LAST 12 Division I GAMES:											
325	H	New Mexico St.	57 45	63	H	Fresno St.	67 90				
178	H	Louisiana Tech	76 82	178	A	Louisiana Tech	79 62				
262	A	Hawaii	69 55	325	A	New Mexico St.	74 56				
271	A	San Jose St.	78 73	302	H	Utah Valley	61 43				
298	A	Idaho	78 70	238	A	Boise St.	64 52				
292	H	Nevada	91 69	277	H	Northern Ariz.	70 51				

Non-Div I Games: Asbury 83 53

Utah St.

Utah Valley

Through Games Of Sunday, February 12, 2012

Average RPI Win:	265	WON-LOST	WINNING	LAST 12	STRENGTH OF	OPP. STRENGTH	TEAM	ADJ.	CONF.	ADJ CONF.
Average RPI Loss:	238	RECORD	PCT. RANK	GAMES	SCHEDULE	OF SCHEDULE	RPI	RPI	RPI	RPI
DIV. I ONLY	11- 11	167	5- 6	341	296	302	302	33	33	
DIV. I NON-CONF.	7- 9	206	1- 4	334	263	286	286	33	33	
TOTALS	RPI 1-25	RPI 26-50	W-L RECORDS	RPI 51-100	RPI 101-150	RPI 150+				
11- 11	0- 0	0- 0	OVERALL	1- 0	0- 3	10- 8				
7- 4	0- 0	0- 0	HOME	1- 0	0- 1	6- 3				
3- 7	0- 0	0- 0	AWAY	0- 0	0- 2	3- 5				
1- 0	0- 0	0- 0	NEUTRAL	0- 0	0- 0	1- 0				
7- 9	0- 0	0- 0	NON-CONFERENCE	1- 0	0- 3	6- 6				
5- 3	0- 0	0- 0	HOME	1- 0	0- 1	4- 2				
1- 6	0- 0	0- 0	AWAY	0- 0	0- 2	1- 4				
1- 0	0- 0	0- 0	NEUTRAL	0- 0	0- 0	1- 0				
4- 2	0- 0	0- 0	CONFERENCE	0- 0	0- 0	4- 2				
2- 1	0- 0	0- 0	HOME	0- 0	0- 0	2- 1				
2- 1	0- 0	0- 0	AWAY	0- 0	0- 0	2- 1				
0- 0	0- 0	0- 0	NEUTRAL	0- 0	0- 0	0- 0				

RPI 1-25			RPI 26-50			RPI 51-100			RPI 101+ Team's RPI: 302		
RPI	S	Opponent	Score	RPI	S	Opponent	Score	RPI	S	Opponent	Score
						64 H Idaho St.	68 59	101 H		South Dakota	54 63
								124 A		Utah	51 82
								137 A		Utah St.	43 61
								190 H		Tulsa	78 62
								238 A		Boise St.	64 85
								240 A		North Dakota	58 54
								246 H		Tex.-Pan American	66 51
								263 A		Long Beach St.	43 75
								271 H		San Jose St.	45 57
								277 A		Northern Ariz.	59 73
								277 H		Northern Ariz.	73 56
								281 A		Southern Utah	65 80
								281 H		Southern Utah	59 60
								288 H		Longwood	64 59
								299 N		Kent St.	46 45
								319 A		NJIT	61 54
								319 H		NJIT	46 48
								326 A		Chicago St.	42 69
								326 H		Chicago St.	74 61
								335 A		Weber St.	72 65
								335 H		Weber St.	63 59
LAST 12 Division I GAMES:											
326 H		Chicago St.	74 61	288 H		Longwood	64 59				
319 H		NJIT	46 48	137 A		Utah St.	43 61				
246 H		Tex.-Pan American	66 51	271 H		San Jose St.	45 57				
319 A		NJIT	61 54	238 A		Boise St.	64 85				
326 A		Chicago St.	42 69	124 A		Utah	51 82				
240 A		North Dakota	58 54	335 A		Weber St.	72 65				

Non-Div I Games: Walla Walla 104 46

Utah Valley

Loss, Non-Conf, S Site, H Home A Away N Neutral

Average RPI Win:	176	WON-LOST	WINNING	LAST 12	STRENGTH OF	OPP. STRENGTH	TEAM	ADJ.	CONF.	ADJ CONF.
Average RPI Loss:	74	RECORD	PCT. RANK	GAMES	SCHEDULE	OF SCHEDULE	RPI	RPI	RPI	RPI
DIV. I ONLY	14- 10	120	6- 6	60	93	79	79	7	7	
DIV. I NON-CONF.	7- 4	98	0- 0	69	173	94	94	7	7	
TOTALS	RPI 1-25	RPI 26-50	W-L RECORDS	RPI 51-100	RPI 101-150	RPI 150+				
14- 10	0- 2	0- 3	OVERALL	3- 2	2- 2	9- 1				
7- 5	0- 0	0- 2	HOME	2- 1	1- 2	4- 0				
6- 5	0- 2	0- 1	AWAY	1- 1	1- 0	4- 1				
1- 0	0- 0	0- 0	NEUTRAL	0- 0	0- 0	1- 0				
7- 4	0- 1	0- 1	NON-CONFERENCE	0- 0	2- 2	5- 0				
2- 3	0- 0	0- 1	HOME	0- 0	1- 2	1- 0				
4- 1	0- 1	0- 0	AWAY	0- 0	1- 0	3- 0				
1- 0	0- 0	0- 0	NEUTRAL	0- 0	0- 0	1- 0				
7- 6	0- 1	0- 2	CONFERENCE	3- 2	0- 0	4- 1				
5- 2	0- 0	0- 1	HOME	2- 1	0- 0	3- 0				
2- 4	0- 1	0- 1	AWAY	1- 1	0- 0	1- 1				
0- 0	0- 0	0- 0	NEUTRAL	0- 0	0- 0	0- 0				

RPI 1-25				RPI 26-50				RPI 51-100				Team's RPI: 79	RPI 101+			
RPI	S	Opponent	Score	RPI	S	Opponent	Score	RPI	S	Opponent	Score		RPI	S	Opponent	Score
7	A	Delaware	49 68	27	A	James Madison	43 64	58	H	Hofstra	76 60		102	A	Liberty	52 47
11	A	Miami (FL)	61 91	27	H	James Madison	64 65	71	A	Towson	66 59		110	H	Charlotte	58 68
				39	H	Richmond	77 78	89	A	UNC Wilmington	56 57		138	H	Coppin St.	74 66
								89	H	UNC Wilmington	65 53		144	H	High Point	67 82
								92	H	Drexel	41 47		153	A	UMKC	78 70
													170	H	Old Dominion	76 72
													193	A	George Mason	58 71
													210	A	William & Mary	83 80
													213	H	Georgia St.	75 70
													230	A	Winthrop	69 52
													243	A	East Carolina	62 49
													244	H	Northeastern	67 60
													267	N	Morgan St.	73 52
													272	H	Norfolk St.	79 59
LAST 12 Division I GAMES:																
27	H	James Madison	64 65	193	A	George Mason	58 71									
58	H	Hofstra	76 60	89	A	UNC Wilmington	56 57									
7	A	Delaware	49 68	210	A	William & Mary	83 80									
71	A	Towson	66 59	170	H	Old Dominion	76 72									
213	H	Georgia St.	75 70	89	H	UNC Wilmington	65 53									
92	H	Drexel	41 47	27	A	James Madison	43 64									

Non-Div I Games:

VCU

■ Loss,
 ■ Non-Conf, S Site,
 ■ Home
 ■ Away
 N Neutral

Valparaiso

Average RPI Win: 229

WON-LOST

WINNING

LAST 12

Through Games Of Sunday, February 12, 2012

Average RPI Loss: 180

RECORD

PCT. RANK

GAMES

STRENGTH OF
SCHEDULEOPP. STRENGTH
OF SCHEDULETEAM
RPIADJ.
RPICONF.
RPIADJ CONF.
RPI

DIV. I ONLY

6- 16

285

3- 9

194

254

276

276

13

13

DIV. I NON-CONF.

3- 7

262

0- 0

181

290

271

271

18

18

TOTALS

RPI 1-25

RPI 26-50

W-L RECORDS

RPI 51-100

RPI 101-150

RPI 150+

6- 16

0- 1

0- 0

OVERALL

0- 0

1- 5

5- 10

3- 7

0- 1

0- 0

HOME

0- 0

1- 0

2- 6

3- 8

0- 0

0- 0

AWAY

0- 0

0- 4

3- 4

0- 1

0- 0

0- 0

NEUTRAL

0- 0

0- 1

0- 0

3- 7

0- 0

0- 0

NON-CONFERENCE

0- 0

1- 2

2- 5

2- 3

0- 0

0- 0

HOME

0- 0

1- 0

1- 3

1- 3

0- 0

0- 0

AWAY

0- 0

0- 1

1- 2

0- 1

0- 0

0- 0

NEUTRAL

0- 0

0- 1

0- 0

3- 9

0- 1

0- 0

CONFERENCE

0- 0

0- 3

3- 5

1- 4

0- 1

0- 0

HOME

0- 0

0- 0

1- 3

2- 5

0- 0

0- 0

AWAY

0- 0

0- 3

2- 2

0- 0

0- 0

0- 0

NEUTRAL

0- 0

0- 0

0- 0

RPI 1-25

RPI 26-50

RPI 51-100

RPI 101+

Team's RPI: 276

RPI	S	Opponent	Score
23	H	Green Bay	37 65

RPI	S	Opponent	Score
-----	---	----------	-------

RPI	S	Opponent	Score
-----	---	----------	-------

RPI	S	Opponent	Score
104	H	Eastern Ill.	53 50
115	A	Colorado	32 60
127	A	Detroit	52 68
134	N	Montana St.	55 71
142	A	Ill.-Chicago	43 54
147	A	Wright St.	42 58
171	A	Pittsburgh	56 65
180	H	Lehigh	39 41
195	A	SIU Edwardsville	64 67
211	H	Rice	46 54
215	A	Loyola Chicago	56 86
224	A	Butler	72 59
224	H	Butler	58 53
234	A	Youngstown St.	58 64
234	H	Youngstown St.	48 55
236	H	Milwaukee	47 55
242	H	Western Ill.	55 67
258	A	Ball St.	67 53
275	A	Cleveland St.	66 48
275	H	Cleveland St.	45 49
287	H	IPFW	64 43

LAST 12 Division I GAMES:

224	A	Butler	72 59	215	A	Loyola Chicago	56 86
275	A	Cleveland St.	66 48	224	H	Butler	58 53
234	A	Youngstown St.	58 64	234	H	Youngstown St.	48 55
23	H	Green Bay	37 65	275	H	Cleveland St.	45 49
236	H	Milwaukee	47 55	127	A	Detroit	52 68
142	A	Ill.-Chicago	43 54	147	A	Wright St.	42 58

Non-Div I Games: Ind.-Northwest 80 47

Valparaiso

■ Loss,
 ■ Non-Conf, S Site,
 ■ Home
 ■ Away
 N Neutral

Vanderbilt

Through Games Of Sunday, February 12, 2012

Average RPI Win:	151	WON-LOST	WINNING	LAST 12	STRENGTH OF	OPP. STRENGTH	TEAM	ADJ.	CONF.	ADJ CONF.
Average RPI Loss:	34	RECORD	PCT. RANK	GAMES	SCHEDULE	OF SCHEDULE	RPI	RPI	RPI	RPI
DIV. I ONLY	19- 6	33	7- 5	40	63	25	25	3	3	
DIV. I NON-CONF.	12- 1	8	0- 0	171	229	74	74	5	5	
TOTALS	RPI 1-25	RPI 26-50	W-L RECORDS	RPI 51-100	RPI 101-150	RPI 150+				
19- 6	3- 2	1- 3	OVERALL	1- 1	6- 0	8- 0				
15- 1	3- 0	1- 1	HOME	1- 0	3- 0	7- 0				
4- 5	0- 2	0- 2	AWAY	0- 1	3- 0	1- 0				
0- 0	0- 0	0- 0	NEUTRAL	0- 0	0- 0	0- 0				
12- 1	1- 0	0- 0	NON-CONFERENCE	1- 1	3- 0	7- 0				
10- 0	1- 0	0- 0	HOME	1- 0	2- 0	6- 0				
2- 1	0- 0	0- 0	AWAY	0- 1	1- 0	1- 0				
0- 0	0- 0	0- 0	NEUTRAL	0- 0	0- 0	0- 0				
7- 5	2- 2	1- 3	CONFERENCE	0- 0	3- 0	1- 0				
5- 1	2- 0	1- 1	HOME	0- 0	1- 0	1- 0				
2- 4	0- 2	0- 2	AWAY	0- 0	2- 0	0- 0				
0- 0	0- 0	0- 0	NEUTRAL	0- 0	0- 0	0- 0				

RPI	S	Opponent	Score	RPI	S	Opponent	Score	RPI	S	Opponent	Score	RPI	S	Opponent	Score
4	A	Tennessee	64 87	28	A	Arkansas	47 69	68	H	Florida St.	64 59	111	A	Auburn	66 61
4	H	Tennessee	93 79	33	A	South Carolina	55 65	86	A	North Carolina St.	59 66	111	H	Auburn	66 58
15	H	Oklahoma	78 66	33	H	South Carolina	60 65					117	A	Mississippi St.	65 59
21	A	Georgia	63 76	36	H	LSU	81 72					120	A	UT Martin	99 84
21	H	Georgia	68 48									129	H	Denver	77 56
												144	H	High Point	70 54
												164	H	Sam Houston St.	79 56
												179	H	Ole Miss	68 52
												220	H	Alabama A&M	86 55
												242	H	Western Ill.	95 51
												249	H	Western Caro.	81 36
												301	A	Austin Peay	83 51
												315	H	S.C. Upstate	88 42
												330	H	Lipscomb	81 39
LAST 12 Division I GAMES:															
21	A	Georgia	63 76	33	H	South Carolina	60 65								
4	H	Tennessee	93 79	28	A	Arkansas	47 69								
117	A	Mississippi St.	65 59	4	A	Tennessee	64 87								
111	A	Auburn	66 61	111	H	Auburn	66 58								
36	H	LSU	81 72	179	H	Ole Miss	68 52								
21	H	Georgia	68 48	33	A	South Carolina	55 65								

Non-Div I Games:

Vanderbilt

Loss, Non-Conf, S Site, H Home A Away N Neutral

Average RPI Win: 238	WON-LOST	WINNING	LAST 12	STRENGTH OF	OPP. STRENGTH	TEAM	ADJ.	CONF.	ADJ CONF.
Average RPI Loss: 162	RECORD	PCT. RANK	GAMES	SCHEDULE	OF SCHEDULE	RPI	RPI	RPI	RPI
DIV. I ONLY	9- 17	257	3- 9	274	209	269	269	14	14
DIV. I NON-CONF.	6- 7	181	0- 0	305	208	289	289	16	16
TOTALS	RPI 1-25	RPI 26-50	W-L RECORDS	RPI 51-100	RPI 101-150	RPI 150+			
9- 17	0- 0	0- 2	OVERALL	2- 3	1- 4	6- 8			
4- 6	0- 0	0- 0	HOME	1- 2	1- 1	2- 3			
4- 9	0- 0	0- 1	AWAY	1- 1	0- 2	3- 5			
1- 2	0- 0	0- 1	NEUTRAL	0- 0	0- 1	1- 0			
6- 7	0- 0	0- 2	NON-CONFERENCE	1- 0	1- 2	4- 3			
3- 1	0- 0	0- 0	HOME	1- 0	1- 0	1- 1			
2- 4	0- 0	0- 1	AWAY	0- 0	0- 1	2- 2			
1- 2	0- 0	0- 1	NEUTRAL	0- 0	0- 1	1- 0			
3- 10	0- 0	0- 0	CONFERENCE	1- 3	0- 2	2- 5			
1- 5	0- 0	0- 0	HOME	0- 2	0- 1	1- 2			
2- 5	0- 0	0- 0	AWAY	1- 1	0- 1	1- 3			
0- 0	0- 0	0- 0	NEUTRAL	0- 0	0- 0	0- 0			

RPI S	Opponent	Score	RPI S	Opponent	Score	RPI S	Opponent	Score	RPI S	Opponent	Score	Team's RPI: 269
26	N Georgetown	53 65	26	N Georgetown	53 65	61	H Saint Joseph's	80 67	106	A Albany (NY)	47 65	
32	A Nebraska	41 94	32	A Nebraska	41 94	73	A Boston U.	64 72	108	A Marquette	60 71	
						73	H Boston U.	60 61	121	H Fairfield	65 48	
						83	A Hartford	57 50	145	N La Salle	59 68	
						83	H Hartford	52 63	148	H UMBC	58 67	
									186	A Brown	57 61	
									191	A New Hampshire	48 58	
									191	H New Hampshire	63 69	
									237	A Binghamton	43 54	
									237	H Binghamton	69 48	
									244	A Northeastern	62 78	
									300	H Dartmouth	62 72	
									308	A Maine	60 70	
									309	A Stony Brook	63 36	
									309	H Stony Brook	47 54	
									314	H Colgate	61 49	
									333	N Texas Southern	72 60	
									339	A Columbia	63 52	
									341	A Houston Baptist	60 47	
LAST 12 Division I GAMES:												
191	A New Hampshire	48 58	106	A Albany (NY)	47 65							
237	A Binghamton	43 54	308	A Maine	60 70							
83	H Hartford	52 63	191	H New Hampshire	63 69							
73	A Boston U.	64 72	237	H Binghamton	69 48							
309	A Stony Brook	63 36	83	A Hartford	57 50							
148	H UMBC	58 67	73	H Boston U.	60 61							

Non-Div I Games:

Vermont

■ Loss,
 ■ Non-Conf,
 ■ S Site,
 ■ H Home
 ■ A Away
 N Neutral

Villanova

Through Games Of Sunday, February 12, 2012

Average RPI Win:	121	WON-LOST	WINNING	LAST 12	STRENGTH OF	OPP. STRENGTH	TEAM	ADJ.	CONF.	ADJ CONF.
Average RPI Loss:	50	RECORD	PCT. RANK	GAMES	SCHEDULE	OF SCHEDULE	RPI	RPI	RPI	RPI
DIV. I ONLY	14- 10	120	5- 7	9	29	20	20	2	2	
DIV. I NON-CONF.	9- 3	61	1- 0	5	63	17	17	1	1	
TOTALS	RPI 1-25	RPI 26-50	W-L RECORDS	RPI 51-100	RPI 101-150	RPI 150+				
14- 10	1- 6	0- 1	OVERALL	5- 1	3- 1	5- 1				
6- 2	0- 2	0- 0	HOME	2- 0	1- 0	3- 0				
6- 8	0- 4	0- 1	AWAY	2- 1	2- 1	2- 1				
2- 0	1- 0	0- 0	NEUTRAL	1- 0	0- 0	0- 0				
9- 3	1- 2	0- 0	NON-CONFERENCE	4- 0	1- 0	3- 1				
2- 1	0- 1	0- 0	HOME	1- 0	0- 0	1- 0				
5- 2	0- 1	0- 0	AWAY	2- 0	1- 0	2- 1				
2- 0	1- 0	0- 0	NEUTRAL	1- 0	0- 0	0- 0				
5- 7	0- 4	0- 1	CONFERENCE	1- 1	2- 1	2- 0				
4- 1	0- 1	0- 0	HOME	1- 0	1- 0	2- 0				
1- 6	0- 3	0- 1	AWAY	0- 1	1- 1	0- 0				
0- 0	0- 0	0- 0	NEUTRAL	0- 0	0- 0	0- 0				

RPI S	Opponent	Score	RPI S	Opponent	Score	RPI S	Opponent	Score	RPI S	Opponent	Score
2	H Connecticut	49 72	42	A West Virginia	56 61	52	A Marist	60 53	108	A Marquette	50 51
5	A Notre Dame	43 76				53	A Temple	56 47	112	A Providence	69 42
7	H Delaware	56 64				61	H Saint Joseph's	52 46	112	H Providence	59 53
16	N St. Bonaventure	55 44				74	N Michigan St.	75 64	145	A La Salle	67 51
18	A DePaul	73 79				87	H Cincinnati	62 53	162	H Seton Hall	62 53
19	A Louisville	58 62				96	A South Fla.	39 54	171	H Pittsburgh	70 62
24	A Princeton	41 56							174	A Monmouth	48 49
									180	A Lehigh	62 54
									231	H Penn	52 30
									232	A Iona	76 47
LAST 12 Division I GAMES:											
96	A South Fla.	39 54	5	A Notre Dame	43 76						
18	A DePaul	73 79	231	H Penn	52 30						
112	H Providence	59 53	2	H Connecticut	49 72						
162	H Seton Hall	62 53	108	A Marquette	50 51						
19	A Louisville	58 62	42	A West Virginia	56 61						
87	H Cincinnati	62 53	171	H Pittsburgh	70 62						

Non-Div I Games: USciences 77 44

Villanova

Loss, Non-Conf, S Site, H Home A Away N Neutral

Virginia

Average RPI Win:	149	WON-LOST	WINNING	LAST 12	STRENGTH OF	OPP. STRENGTH	TEAM	ADJ.	CONF.	ADJ CONF.
Average RPI Loss:	42	RECORD	PCT. RANK	GAMES	SCHEDULE	OF SCHEDULE	RPI	RPI	RPI	RPI
DIV. I ONLY	18- 8	73	6- 6	55	36	47	47	6	6	
DIV. I NON-CONF.	12- 2	20	0- 0	62	34	47	47	4	4	

TOTALS	RPI 1-25	RPI 26-50	W-L RECORDS	RPI 51-100	RPI 101-150	RPI 150+
18- 8	1- 4	2- 1	OVERALL	3- 3	3- 0	9- 0
13- 2	1- 1	1- 0	HOME	2- 1	2- 0	7- 0
5- 4	0- 3	1- 0	AWAY	1- 1	1- 0	2- 0
0- 2	0- 0	0- 1	NEUTRAL	0- 1	0- 0	0- 0
12- 2	1- 0	2- 1	NON-CONFERENCE	1- 1	3- 0	5- 0
9- 0	1- 0	1- 0	HOME	1- 0	2- 0	4- 0
3- 0	0- 0	1- 0	AWAY	0- 0	1- 0	1- 0
0- 2	0- 0	0- 1	NEUTRAL	0- 1	0- 0	0- 0
6- 6	0- 4	0- 0	CONFERENCE	2- 2	0- 0	4- 0
4- 2	0- 1	0- 0	HOME	1- 1	0- 0	3- 0
2- 4	0- 3	0- 0	AWAY	1- 1	0- 0	1- 0
0- 0	0- 0	0- 0	NEUTRAL	0- 0	0- 0	0- 0

RPI S	Opponent	Score	RPI S	Opponent	Score	Team's RPI: 47	RPI S	Opponent	Score	RPI S	Opponent	Score
4	H Tennessee	69 64	27	H James Madison	59 53		65	N Texas	53 79	102	H Liberty	64 38
8	A Duke	66 77	39	A Richmond	69 56		68	H Florida St.	62 52	112	A Providence	55 38
11	H Miami (FL)	53 56	41	N California	50 59		86	A North Carolina St.	55 47	144	H High Point	67 41
12	A Maryland	61 68					91	A North Carolina	56 64	183	H Virginia Tech	52 39
17	A Georgia Tech	53 63					91	H North Carolina	73 78	194	H Radford	92 43
							95	H Appalachian St.	80 48	199	H Boston College	69 58
										200	H Indiana	65 49
										201	A Clemson	54 47
										201	H Clemson	68 36
										229	H Massachusetts	53 38
										262	A Hawaii	60 43
										334	H Wagner	84 41
LAST 12 Division I GAMES:												
201	H Clemson	68 36	11	H Miami (FL)	53 56							
86	A North Carolina St.	55 47	12	A Maryland	61 68							
91	A North Carolina	56 64	183	H Virginia Tech	52 39							
68	H Florida St.	62 52	201	A Clemson	54 47							
17	A Georgia Tech	53 63	91	H North Carolina	73 78							
199	H Boston College	69 58	8	A Duke	66 77							

Non-Div I Games:

Virginia

■ Loss,
■ Non-Conf, S Site,
■ Home
■ Away
N Neutral

Virginia Tech

Through Games Of Sunday, February 12, 2012

Average RPI Win:	183	WON-LOST	WINNING	LAST 12	STRENGTH OF	OPP. STRENGTH	TEAM	ADJ.	CONF.	ADJ CONF.
Average RPI Loss:	88	RECORD	PCT. RANK	GAMES	SCHEDULE	OF SCHEDULE	RPI	RPI	RPI	RPI
DIV. I ONLY	7- 17	274	4- 8	93	51	183	183	6	6	
DIV. I NON-CONF.	4- 9	256	1- 0	114	83	207	207	4	4	
TOTALS	RPI 1-25	RPI 26-50	W-L RECORDS	RPI 51-100	RPI 101-150	RPI 150+				
7- 17	1- 2	0- 3	OVERALL	0- 7	1- 2	5- 3				
2- 8	0- 1	0- 0	HOME	0- 4	1- 1	1- 2				
5- 8	1- 1	0- 3	AWAY	0- 2	0- 0	4- 1				
0- 1	0- 0	0- 0	NEUTRAL	0- 0	0- 1	0- 0				
4- 9	0- 0	0- 2	NON-CONFERENCE	0- 3	1- 2	3- 2				
2- 3	0- 0	0- 0	HOME	0- 1	1- 1	1- 1				
2- 5	0- 0	0- 2	AWAY	0- 2	0- 0	2- 1				
0- 1	0- 0	0- 0	NEUTRAL	0- 0	0- 1	0- 0				
3- 8	1- 2	0- 1	CONFERENCE	0- 4	0- 0	2- 1				
0- 5	0- 1	0- 0	HOME	0- 3	0- 0	0- 1				
3- 3	1- 1	0- 1	AWAY	0- 1	0- 0	2- 0				
0- 0	0- 0	0- 0	NEUTRAL	0- 0	0- 0	0- 0				

RPI 1-25				RPI 26-50				RPI 51-100				RPI 101+ Team's RPI: 183			
RPI	S	Opponent	Score	RPI	S	Opponent	Score	RPI	S	Opponent	Score	RPI	S	Opponent	Score
8	H	Duke	34 61	30	A	Penn St.	28 66	51	A	St. Mary's (CA)	47 60	110	H	Charlotte	65 71
11	A	Miami (FL)	48 79	47	A	Virginia	39 52	68	A	Florida St.	60 78	136	N	Minnesota	64 65
12	A	Maryland	75 69	50	A	Iowa	47 58	68	H	Florida St.	40 75	148	H	UMBC	57 52
								75	A	Fla. Gulf Coast	41 69	163	A	UCF	32 41
								86	H	North Carolina St.	53 65	170	A	Old Dominion	77 65
								87	H	Cincinnati	55 66	199	A	Boston College	38 35
								91	H	North Carolina	37 56	201	A	Clemson	55 33
												201	H	Clemson	51 55
												209	A	George Washington	55 48
												210	H	William & Mary	59 78
												342	H	N.C. Central	70 52
LAST 12 Division I GAMES:															
68	A	Florida St.	60 78	8	H	Duke	34 61	47	A	Virginia	39 52				
201	H	Clemson	51 55	68	H	Florida St.	40 75	199	A	Boston College	38 35				
86	H	North Carolina St.	53 65	201	A	Clemson	55 33	148	H	UMBC	57 52				
12	A	Maryland	75 69												
11	A	Miami (FL)	48 79												
91	H	North Carolina	37 56												

Non-Div I Games:

Virginia Tech

■ Loss,
■ Non-Conf,
■ S Site,
■ H Home
■ A Away
N Neutral

Average RPI Win:	338	WON-LOST	WINNING	LAST 12	STRENGTH OF	OPP. STRENGTH	TEAM	ADJ.	CONF.	ADJ CONF.
Average RPI Loss:	181	RECORD	PCT. RANK	GAMES	SCHEDULE	OF SCHEDULE	RPI	RPI	RPI	RPI
DIV. I ONLY	2- 22	337	0- 12	210	289	334	334	19	19	
DIV. I NON-CONF.	1- 10	329	0- 1	249	294	334	334	26	26	
TOTALS	RPI 1-25	RPI 26-50	W-L RECORDS	RPI 51-100	RPI 101-150	RPI 150+				
2- 22	0- 0	0- 3	OVERALL	0- 2	0- 2	2- 15				
2- 8	0- 0	0- 0	HOME	0- 0	0- 1	2- 7				
0- 13	0- 0	0- 3	AWAY	0- 2	0- 1	0- 7				
0- 1	0- 0	0- 0	NEUTRAL	0- 0	0- 0	0- 1				
1- 10	0- 0	0- 3	NON-CONFERENCE	0- 0	0- 0	1- 7				
1- 2	0- 0	0- 0	HOME	0- 0	0- 0	1- 2				
0- 7	0- 0	0- 3	AWAY	0- 0	0- 0	0- 4				
0- 1	0- 0	0- 0	NEUTRAL	0- 0	0- 0	0- 1				
1- 12	0- 0	0- 0	CONFERENCE	0- 2	0- 2	1- 8				
1- 6	0- 0	0- 0	HOME	0- 0	0- 1	1- 5				
0- 6	0- 0	0- 0	AWAY	0- 2	0- 1	0- 3				
0- 0	0- 0	0- 0	NEUTRAL	0- 0	0- 0	0- 0				

RPI 1-25				RPI 26-50				RPI 51-100				RPI 101+				Team's RPI: 334	
RPI	S	Opponent	Score	RPI	S	Opponent	Score	RPI	S	Opponent	Score	RPI	S	Opponent	Score		
				29	A	St. John's (NY)	34 54	62	A	Quinnipiac	60 77	126	A	LIU Brooklyn	41 72		
				30	A	Penn St.	42 103	78	A	Sacred Heart	57 67	126	H	LIU Brooklyn	60 67		
				47	A	Virginia	41 84					158	H	Saint Francis (PA)	68 85		
												174	A	Monmouth	42 65		
												180	H	Lehigh	44 63		
												189	H	Robert Morris	38 55		
												191	H	New Hampshire	72 73		
												202	N	Elon	57 60		
												205	H	Mt. St. Mary's	48 71		
												206	H	Central Conn. St.	57 69		
												207	A	Fairleigh Dickinson	49 86		
												222	H	Bryant	67 71		
												264	A	Army	46 70		
												306	A	Lafayette	55 66		
												314	A	Colgate	59 71		
												319	A	NJIT	65 68		
												336	A	St. Francis (NY)	34 48		
												336	H	St. Francis (NY)	49 45		
												339	H	Columbia	66 54		
LAST 12 Division I GAMES:																	
				205	H	Mt. St. Mary's	48 71					336	A	St. Francis (NY)	34 48		
				158	H	Saint Francis (PA)	68 85					222	H	Bryant	67 71		
				189	H	Robert Morris	38 55					206	H	Central Conn. St.	57 69		
				78	A	Sacred Heart	57 67					207	A	Fairleigh Dickinson	49 86		
				62	A	Quinnipiac	60 77					174	A	Monmouth	42 65		
				126	H	LIU Brooklyn	60 67					202	N	Elon	57 60		

Non-Div I Games:

Wagner

Wake Forest

Through Games Of Sunday, February 12, 2012

Average RPI Win:	178	WON-LOST	WINNING	LAST 12	STRENGTH OF	OPP. STRENGTH	TEAM	ADJ.	CONF.	ADJ CONF.
Average RPI Loss:	34	RECORD	PCT. RANK	GAMES	SCHEDULE	OF SCHEDULE	RPI	RPI	RPI	RPI
DIV. I ONLY	15- 10	115	5- 7	46	52	81	81	6	6	
DIV. I NON-CONF.	10- 3	49	0- 0	82	130	120	120	4	4	
TOTALS	RPI 1-25	RPI 26-50	W-L RECORDS	RPI 51-100	RPI 101-150	RPI 150+				
15- 10	0- 6	0- 1	OVERALL	3- 3	2- 0	10- 0				
11- 6	0- 2	0- 1	HOME	2- 3	2- 0	7- 0				
4- 4	0- 4	0- 0	AWAY	1- 0	0- 0	3- 0				
0- 0	0- 0	0- 0	NEUTRAL	0- 0	0- 0	0- 0				
10- 3	0- 1	0- 1	NON-CONFERENCE	1- 1	2- 0	7- 0				
8- 3	0- 1	0- 1	HOME	1- 1	2- 0	5- 0				
2- 0	0- 0	0- 0	AWAY	0- 0	0- 0	2- 0				
0- 0	0- 0	0- 0	NEUTRAL	0- 0	0- 0	0- 0				
5- 7	0- 5	0- 0	CONFERENCE	2- 2	0- 0	3- 0				
3- 3	0- 1	0- 0	HOME	1- 2	0- 0	2- 0				
2- 4	0- 4	0- 0	AWAY	1- 0	0- 0	1- 0				
0- 0	0- 0	0- 0	NEUTRAL	0- 0	0- 0	0- 0				

RPI 1-25				RPI 26-50				RPI 51-100 Team's RPI: 81				RPI 101+			
RPI	S	Opponent	Score	RPI	S	Opponent	Score	RPI	S	Opponent	Score	RPI	S	Opponent	Score
7	H	Delaware	57 70	35	H	Kansas	73 74	67	H	Howard	59 63	136	H	Minnesota	82 65
8	A	Duke	43 75					68	H	Florida St.	65 55	138	H	Coppin St.	80 58
8	H	Duke	58 76					86	A	North Carolina St.	70 57	162	A	Seton Hall	60 44
11	A	Miami (FL)	39 64					86	H	North Carolina St.	66 75	174	H	Monmouth	88 54
12	A	Maryland	58 86					91	H	North Carolina	71 75	194	H	Radford	90 67
17	A	Georgia Tech	67 71					97	H	Davidson	68 66	198	A	SMU	65 53
												199	A	Boston College	73 60
												199	H	Boston College	72 58
												201	H	Clemson	94 65
												227	H	Md.-East. Shore	77 45
												270	H	Jacksonville	83 54
												321	H	Mercer	90 44
LAST 12 Division I GAMES:															
86	A	North Carolina St.	70 57	201	H	Clemson	94 65								
68	H	Florida St.	65 55	12	A	Maryland	58 86								
199	A	Boston College	73 60	86	H	North Carolina St.	66 75								
8	A	Duke	43 75	17	A	Georgia Tech	67 71								
91	H	North Carolina	71 75	199	H	Boston College	72 58								
11	A	Miami (FL)	39 64	8	H	Duke	58 76								

Non-Div I Games:

Wake Forest

■ Loss,
■ Non-Conf, S Site,
■ Home
■ Away
N Neutral

Average RPI Win: 178		WON-LOST	WINNING	LAST 12	STRENGTH OF		OPP. STRENGTH	TEAM	ADJ.	CONF.	ADJ CONF.
Average RPI Loss: 74		RECORD	PCT. RANK	GAMES	SCHEDULE		OF SCHEDULE	RPI	RPI	RPI	RPI
DIV. I ONLY		13- 10	129	5- 7	72		85	98	98	4	4
DIV. I NON-CONF.		8- 2	43	0- 0	204		306	168	168	6	6
<hr/>											
TOTALS	RPI 1-25	RPI 26-50		W-L RECORDS		RPI 51-100		RPI 101-150		RPI 150+	
13- 10	0- 1	1- 2		OVERALL		1- 3		4- 4		7- 0	
9- 4	0- 0	0- 0		HOME		0- 2		4- 2		5- 0	
4- 6	0- 1	1- 2		AWAY		1- 1		0- 2		2- 0	
0- 0	0- 0	0- 0		NEUTRAL		0- 0		0- 0		0- 0	
8- 2	0- 0	0- 0		NON-CONFERENCE		0- 0		1- 2		7- 0	
6- 1	0- 0	0- 0		HOME		0- 0		1- 1		5- 0	
2- 1	0- 0	0- 0		AWAY		0- 0		0- 1		2- 0	
0- 0	0- 0	0- 0		NEUTRAL		0- 0		0- 0		0- 0	
5- 8	0- 1	1- 2		CONFERENCE		1- 3		3- 2		0- 0	
3- 3	0- 0	0- 0		HOME		0- 2		3- 1		0- 0	
2- 5	0- 1	1- 2		AWAY		1- 1		0- 1		0- 0	
0- 0	0- 0	0- 0		NEUTRAL		0- 0		0- 0		0- 0	

RPI 1-25				RPI 26-50				RPI 51-100				Team's RPI: 98	RPI 101+			
RPI	S	Opponent	Score	RPI	S	Opponent	Score	RPI	S	Opponent	Score		RPI	S	Opponent	Score
3	A	Stanford	47 65	38	A	Southern California	67 61	55	A	Oregon St.	55 60		105	A	San Diego St.	51 63
				41	A	California	47 71	55	H	Oregon St.	73 78		115	H	Colorado	75 67
				49	A	UCLA	73 79	59	H	Arizona St.	53 57		118	A	Oregon	86 88
								90	A	Washington St.	60 51		118	H	Oregon	72 69
													124	H	Utah	36 49
													128	H	UC Davis	68 69
													135	H	Arizona	77 48
													140	H	Seattle	72 53
													167	H	Portland	61 49
													168	H	Cal St. Northridge	73 67
													228	H	Southern U.	64 56
													233	A	UC Santa Barbara	46 37
													263	H	Long Beach St.	80 46
													298	A	Idaho	66 49
													317	H	Houston	85 60
LAST 12 Division I GAMES:																
55	H	Oregon St.	73 78	3	A	Stanford	47 65	41	A	California	47 71		90	A	Washington St.	60 51
118	H	Oregon	72 69	49	A	UCLA	73 79	124	H	Utah	36 49		115	H	Colorado	75 67
38	A	Southern California	67 61	59	H	Arizona St.	53 57	118	A	Oregon	86 88					
49	A	UCLA	73 79	135	H	Arizona	77 48									

Non-Div I Games:

Washington

■ Loss,
 ■ Non-Conf,
 ■ S Site,
 ■ H Home
 ■ A Away
 N Neutral

Average RPI Win:	145	WON-LOST	WINNING	LAST 12	STRENGTH OF	OPP. STRENGTH	TEAM	ADJ.	CONF.	ADJ CONF.
Average RPI Loss:	51	RECORD	PCT. RANK	GAMES	SCHEDULE	OF SCHEDULE	RPI	RPI	RPI	RPI
DIV. I ONLY	10- 15	229	3- 9	14	49	90	90	4	4	
DIV. I NON-CONF.	6- 6	161	0- 0	12	59	95	95	6	6	
TOTALS	RPI 1-25	RPI 26-50	W-L RECORDS	RPI 51-100	RPI 101-150	RPI 150+				
10- 15	0- 3	0- 6	OVERALL	2- 4	6- 2	2- 0				
4- 7	0- 1	0- 1	HOME	0- 3	3- 2	1- 0				
3- 7	0- 2	0- 4	AWAY	1- 1	2- 0	0- 0				
3- 1	0- 0	0- 1	NEUTRAL	1- 0	1- 0	1- 0				
6- 6	0- 2	0- 3	NON-CONFERENCE	1- 1	3- 0	2- 0				
2- 2	0- 1	0- 1	HOME	0- 0	1- 0	1- 0				
1- 3	0- 1	0- 1	AWAY	0- 1	1- 0	0- 0				
3- 1	0- 0	0- 1	NEUTRAL	1- 0	1- 0	1- 0				
4- 9	0- 1	0- 3	CONFERENCE	1- 3	3- 2	0- 0				
2- 5	0- 0	0- 0	HOME	0- 3	2- 2	0- 0				
2- 4	0- 1	0- 3	AWAY	1- 0	1- 0	0- 0				
0- 0	0- 0	0- 0	NEUTRAL	0- 0	0- 0	0- 0				

RPI	S	Opponent	Score	RPI	S	Opponent	Score	RPI	S	Opponent	Score	RPI	S	Opponent	Score
3	A	Stanford	41 75	30	A	Penn St.	60 72	55	A	Oregon St.	61 54	105	H	San Diego St.	65 50
14	A	Ohio St.	57 79	31	N	Michigan	39 69	55	H	Oregon St.	39 51	108	N	Marquette	65 52
19	H	Louisville	71 75	34	H	Gonzaga	69 71	59	H	Arizona St.	46 63	115	H	Colorado	56 57
				38	A	Southern California	62 67	60	A	South Dakota St.	58 63	118	A	Oregon	75 47
				41	A	California	55 60	89	N	UNC Wilmington	72 60	118	H	Oregon	62 67
				49	A	UCLA	52 73	98	H	Washington	51 60	124	H	Utah	60 43
												133	A	Wisconsin	69 51
												135	H	Arizona	78 68
												291	N	Prairie View	90 52
												295	H	UC Riverside	74 35
LAST 12 Division I GAMES:															
118	H	Oregon	62 67	41	A	California	55 60								
55	H	Oregon St.	39 51	3	A	Stanford	41 75								
49	A	UCLA	52 73	98	H	Washington	51 60								
38	A	Southern California	62 67	115	H	Colorado	56 57								
135	H	Arizona	78 68	124	H	Utah	60 43								
59	H	Arizona St.	46 63	55	A	Oregon St.	61 54								

Non-Div I Games:

Washington St.

Average RPI Win: 289	WON-LOST	WINNING	LAST 12	STRENGTH OF	OPP. STRENGTH	TEAM	ADJ.	CONF.	ADJ CONF.
Average RPI Loss: 187	RECORD	PCT. RANK	GAMES	SCHEDULE	OF SCHEDULE	RPI	RPI	RPI	RPI
DIV. I ONLY	2- 23	338	0- 12	222	267	335	335	16	16
DIV. I NON-CONF.	2- 11	309	0- 0	200	326	331	331	12	12
TOTALS	RPI 1-25	RPI 26-50	W-L RECORDS	RPI 51-100	RPI 101-150	RPI 150+			
2- 23	0- 0	0- 1	OVERALL	0- 1	0- 8	2- 13			
2- 8	0- 0	0- 1	HOME	0- 1	0- 1	2- 5			
0- 13	0- 0	0- 0	AWAY	0- 0	0- 7	0- 6			
0- 2	0- 0	0- 0	NEUTRAL	0- 0	0- 0	0- 2			
2- 11	0- 0	0- 1	NON-CONFERENCE	0- 0	0- 4	2- 6			
2- 3	0- 0	0- 1	HOME	0- 0	0- 0	2- 2			
0- 6	0- 0	0- 0	AWAY	0- 0	0- 4	0- 2			
0- 2	0- 0	0- 0	NEUTRAL	0- 0	0- 0	0- 2			
0- 12	0- 0	0- 0	CONFERENCE	0- 1	0- 4	0- 7			
0- 5	0- 0	0- 0	HOME	0- 1	0- 1	0- 3			
0- 7	0- 0	0- 0	AWAY	0- 0	0- 3	0- 4			
0- 0	0- 0	0- 0	NEUTRAL	0- 0	0- 0	0- 0			

RPI S	Opponent	Score	RPI S	Opponent	Score	RPI S	Opponent	Score	RPI S	Opponent	Score	Team's RPI: 335
40	H BYU	67 84	64	H Idaho St.	52 54	115	A Colorado	59 77	118	A Oregon	73 88	
						124	A Utah	63 81	125	A Eastern Wash.	45 78	
						125	H Eastern Wash.	60 72	134	A Montana St.	61 64	
						137	A Utah St.	63 73	146	A Northern Colo.	57 70	
						169	A Montana	70 77	184	A Portland St.	63 76	
						184	H Portland St.	56 66	217	N Nicholls St.	56 83	
						219	N UC Irvine	54 57	238	A Boise St.	68 86	
						245	H Wyoming	68 76	271	H San Jose St.	69 67	
						277	A Northern Ariz.	58 71	277	H Northern Ariz.	82 85	
						278	A Sacramento St.	60 78	278	H Sacramento St.	68 83	
						302	A Utah Valley	59 63	302	H Utah Valley	65 72	
						307	H CSU Bakersfield	85 72				
LAST 12 Division I GAMES:												
277	H Northern Ariz.	82 85	277	A Northern Ariz.	58 71							
125	A Eastern Wash.	45 78	169	A Montana	70 77							
146	A Northern Colo.	57 70	134	A Montana St.	61 64							
184	A Portland St.	63 76	184	H Portland St.	56 66							
64	H Idaho St.	52 54	125	H Eastern Wash.	60 72							
278	H Sacramento St.	68 83	278	A Sacramento St.	60 78							

Non-Div I Games:

Weber St.

West Virginia

Through Games Of Sunday, February 12, 2012

Average RPI Win:	152	WON-LOST	WINNING	LAST 12	STRENGTH OF	OPP. STRENGTH	TEAM	ADJ.	CONF.	ADJ CONF.
Average RPI Loss:	66	RECORD	PCT. RANK	GAMES	SCHEDULE	OF SCHEDULE	RPI	RPI	RPI	RPI
DIV. I ONLY	18- 6	39	9- 3	73	80	42	42	2	2	
DIV. I NON-CONF.	10- 3	49	2- 0	164	272	84	84	1	1	
TOTALS	RPI 1-25	RPI 26-50	W-L RECORDS	RPI 51-100	RPI 101-150	RPI 150+				
18- 6	3- 2	1- 1	OVERALL	2- 1	3- 1	9- 1				
12- 2	2- 1	0- 1	HOME	1- 0	2- 0	7- 0				
4- 4	1- 1	0- 0	AWAY	1- 1	1- 1	1- 1				
2- 0	0- 0	1- 0	NEUTRAL	0- 0	0- 0	1- 0				
10- 3	0- 1	1- 0	NON-CONFERENCE	1- 1	1- 0	7- 1				
8- 1	0- 1	0- 0	HOME	1- 0	1- 0	6- 0				
0- 2	0- 0	0- 0	AWAY	0- 1	0- 0	0- 1				
2- 0	0- 0	1- 0	NEUTRAL	0- 0	0- 0	1- 0				
8- 3	3- 1	0- 1	CONFERENCE	1- 0	2- 1	2- 0				
4- 1	2- 0	0- 1	HOME	0- 0	1- 0	1- 0				
4- 2	1- 1	0- 0	AWAY	1- 0	1- 1	1- 0				
0- 0	0- 0	0- 0	NEUTRAL	0- 0	0- 0	0- 0				

RPI 1-25				RPI 26-50				Team's RPI: 42				RPI 51-100				RPI 101+			
RPI	S	Opponent	Score	RPI	S	Opponent	Score	RPI	S	Opponent	Score	RPI	S	Opponent	Score	RPI	S	Opponent	Score
2	A	Connecticut	60 79	26	H	Georgetown	54 64	72	A	Duquesne	55 61	103	A	Syracuse	76 72				
5	A	Notre Dame	65 63	49	N	UCLA	63 54	73	H	Boston U.	78 53	108	H	Marquette	53 32				
16	H	St. Bonaventure	48 56					96	A	South Fla.	55 52	112	A	Providence	48 51				
19	H	Louisville	66 50									145	H	La Salle	63 52				
20	H	Villanova	61 56									162	H	Seton Hall	79 63				
												168	A	Cal St. Northridge	47 48				
												171	A	Pittsburgh	54 43				
												181	N	Marshall	69 57				
												202	H	Elon	84 36				
												205	H	Mt. St. Mary's	94 32				
												234	H	Youngstown St.	69 37				
												282	H	North Florida	86 30				
												337	H	Bucknell	72 30				
												342	H	N.C. Central	97 24				
LAST 12 Division I GAMES:																			
				5	A	Notre Dame	65 63					181	N	Marshall	69 57				
				19	H	Louisville	66 50					112	A	Providence	48 51				
				96	A	South Fla.	55 52					162	H	Seton Hall	79 63				
				108	H	Marquette	53 32					20	H	Villanova	61 56				
				26	H	Georgetown	54 64					2	A	Connecticut	60 79				
				171	A	Pittsburgh	54 43					202	H	Elon	84 36				

Non-Div I Games:

West Virginia

■ Loss,
 ■ Non-Conf,
 ■ S Site,
 ■ H Home
 ■ A Away
 N Neutral

Average RPI Win:	284	WON-LOST	WINNING	LAST 12	STRENGTH OF	OPP. STRENGTH	TEAM	ADJ.	CONF.	ADJ CONF.
Average RPI Loss:	158	RECORD	PCT. RANK	GAMES	SCHEDULE	OF SCHEDULE	RPI	RPI	RPI	RPI
DIV. I ONLY	10- 14	221	6- 6	272	295	249	249	15	15	
DIV. I NON-CONF.	5- 4	135	1- 0	317	340	292	292	21	21	
TOTALS	RPI 1-25	RPI 26-50	W-L RECORDS	RPI 51-100	RPI 101-150	RPI 150+				
10- 14	0- 1	0- 0	OVERALL	0- 5	0- 1	10- 7				
5- 6	0- 0	0- 0	HOME	0- 2	0- 0	5- 4				
5- 8	0- 1	0- 0	AWAY	0- 3	0- 1	5- 3				
0- 0	0- 0	0- 0	NEUTRAL	0- 0	0- 0	0- 0				
5- 4	0- 1	0- 0	NON-CONFERENCE	0- 0	0- 0	5- 3				
2- 2	0- 0	0- 0	HOME	0- 0	0- 0	2- 2				
3- 2	0- 1	0- 0	AWAY	0- 0	0- 0	3- 1				
0- 0	0- 0	0- 0	NEUTRAL	0- 0	0- 0	0- 0				
5- 10	0- 0	0- 0	CONFERENCE	0- 5	0- 1	5- 4				
3- 4	0- 0	0- 0	HOME	0- 2	0- 0	3- 2				
2- 6	0- 0	0- 0	AWAY	0- 3	0- 1	2- 2				
0- 0	0- 0	0- 0	NEUTRAL	0- 0	0- 0	0- 0				

RPI	S	Opponent	Score	RPI	S	Opponent	Score	RPI	S	Opponent	Score	RPI	S	Opponent	Score	Team's RPI: 249
25	A	Vanderbilt	36 81					69	A	Chattanooga	58 64	143	A	Samford	61 64	
								95	A	Appalachian St.	39 58	166	H	Furman	54 57	
								95	H	Appalachian St.	46 82	202	H	Elon	45 51	
								97	A	Davidson	45 58	208	A	Campbell	43 59	
								97	H	Davidson	46 64	212	H	Charleston So.	69 65	
												213	H	Georgia St.	59 64	
												235	A	Col. of Charleston	39 54	
												235	H	Col. of Charleston	59 45	
												251	A	Tennessee Tech	61 58	
												280	A	Ga. Southern	40 41	
												283	A	Wofford	58 54	
												283	H	Wofford	69 60	
												286	H	Coastal Caro.	56 66	
												297	A	UNC Greensboro	46 35	
												297	H	UNC Greensboro	62 29	
												315	A	S.C. Upstate	63 58	
												329	H	UNC Asheville	65 53	
												342	A	N.C. Central	62 49	
LAST 12 Division I GAMES:																
283	A	Wofford	58 54	280	A	Ga. Southern	40 41									
297	A	UNC Greensboro	46 35	202	H	Elon	45 51									
235	H	Col. of Charleston	59 45	97	A	Davidson	45 58									
95	A	Appalachian St.	39 58	166	H	Furman	54 57									
283	H	Wofford	69 60	297	H	UNC Greensboro	62 29									
235	A	Col. of Charleston	39 54	315	A	S.C. Upstate	63 58									

Non-Div I Games:

Western Caro.

■ Loss,
 ■ Non-Conf, S Site,
 ■ Home
 ■ Away
 N Neutral

Average RPI Win: 248	WON-LOST	WINNING	LAST 12	STRENGTH OF	OPP. STRENGTH	TEAM	ADJ.	CONF.	ADJ CONF.
Average RPI Loss: 148	RECORD	PCT. RANK	GAMES	SCHEDULE	OF SCHEDULE	RPI	RPI	RPI	RPI
DIV. I ONLY	7- 13	250	5- 6	215	178	242	242	18	18
DIV. I NON-CONF.	1- 6	312	0- 0	123	106	195	195	11	11
TOTALS	RPI 1-25	RPI 26-50	W-L RECORDS	RPI 51-100	RPI 101-150	RPI 150+			
7- 13	0- 1	0- 1	OVERALL	0- 1	0- 4	7- 6			
4- 4	0- 0	0- 0	HOME	0- 1	0- 1	4- 2			
3- 9	0- 1	0- 1	AWAY	0- 0	0- 3	3- 4			
0- 0	0- 0	0- 0	NEUTRAL	0- 0	0- 0	0- 0			
1- 6	0- 1	0- 1	NON-CONFERENCE	0- 0	0- 1	1- 3			
0- 1	0- 0	0- 0	HOME	0- 0	0- 0	0- 1			
1- 5	0- 1	0- 1	AWAY	0- 0	0- 1	1- 2			
0- 0	0- 0	0- 0	NEUTRAL	0- 0	0- 0	0- 0			
6- 7	0- 0	0- 0	CONFERENCE	0- 1	0- 3	6- 3			
4- 3	0- 0	0- 0	HOME	0- 1	0- 1	4- 1			
2- 4	0- 0	0- 0	AWAY	0- 0	0- 2	2- 2			
0- 0	0- 0	0- 0	NEUTRAL	0- 0	0- 0	0- 0			

RPI 1-25				RPI 26-50				RPI 51-100				RPI 101+ Team's RPI: 242			
RPI	S	Opponent	Score	RPI	S	Opponent	Score	RPI	S	Opponent	Score	RPI	S	Opponent	Score
25	A	Vanderbilt	51 95	50	A	Iowa	45 98	60	H	South Dakota St.	56 82	101	A	South Dakota	57 78
												104	A	Eastern Ill.	55 88
												119	A	Oral Roberts	69 84
												119	H	Oral Roberts	66 78
												153	A	UMKC	66 63
												154	A	Bradley	64 93
												176	A	Northern Ill.	84 91
												226	A	Oakland	71 75
												226	H	Oakland	86 53
												236	H	Milwaukee	66 79
												247	H	North Dakota St.	68 65
												266	A	IUPUI	65 60
												266	H	IUPUI	64 68
												276	A	Valparaiso	67 55
												281	H	Southern Utah	82 70
												287	A	IPFW	54 73
												287	H	IPFW	81 75
LAST 12 Division I GAMES:															
119	A	Oral Roberts	69 84	119	H	Oral Roberts	66 78								
287	H	IPFW	81 75	281	H	Southern Utah	82 70								
226	H	Oakland	86 53	226	A	Oakland	71 75								
266	H	IUPUI	64 68	287	A	IPFW	54 73								
153	A	UMKC	66 63	266	A	IUPUI	65 60								
101	A	South Dakota	57 78	154	A	Bradley	64 93								

Non-Div I Games: Hannibal-La Grange 87 65 Neb. Omaha 58 **65** William Woods 73 52 Neb. Omaha 70 59
Western Ill.

Average RPI Win: 244	WON-LOST	WINNING	LAST 12	STRENGTH OF	OPP. STRENGTH	TEAM	ADJ.	CONF.	ADJ CONF.
Average RPI Loss: 123	RECORD	PCT. RANK	GAMES	SCHEDULE	OF SCHEDULE	RPI	RPI	RPI	RPI
DIV. I ONLY	7- 17	274	4- 8	80	233	225	225	17	17
DIV. I NON-CONF.	3- 9	275	1- 0	17	242	149	149	13	13
TOTALS	RPI 1-25	RPI 26-50	W-L RECORDS	RPI 51-100	RPI 101-150	RPI 150+			
7- 17	0- 1	0- 1	OVERALL	0- 5	2- 5	5- 5			
5- 5	0- 1	0- 0	HOME	0- 1	1- 2	4- 1			
1- 12	0- 0	0- 1	AWAY	0- 4	0- 3	1- 4			
1- 0	0- 0	0- 0	NEUTRAL	0- 0	1- 0	0- 0			
3- 9	0- 1	0- 0	NON-CONFERENCE	0- 5	1- 2	2- 1			
2- 3	0- 1	0- 0	HOME	0- 1	0- 1	2- 0			
0- 6	0- 0	0- 0	AWAY	0- 4	0- 1	0- 1			
1- 0	0- 0	0- 0	NEUTRAL	0- 0	1- 0	0- 0			
4- 8	0- 0	0- 1	CONFERENCE	0- 0	1- 3	3- 4			
3- 2	0- 0	0- 0	HOME	0- 0	1- 1	2- 1			
1- 6	0- 0	0- 1	AWAY	0- 0	0- 2	1- 3			
0- 0	0- 0	0- 0	NEUTRAL	0- 0	0- 0	0- 0			

RPI 1-25				RPI 26-50				RPI 51-100				RPI 101+ Team's RPI: 225			
RPI	S	Opponent	Score	RPI	S	Opponent	Score	RPI	S	Opponent	Score	RPI	S	Opponent	Score
8	H	Duke	54 80	43	A	Middle Tenn.	64 67	54	A	Texas Tech	38 75	107	A	Northwestern	57 71
								66	A	Bowling Green	62 86	129	A	Denver	62 69
								71	H	Towson	62 67	141	H	UALR	50 61
								84	A	Illinois St.	45 71	143	N	Samford	58 57
								99	A	UAB	36 58	147	H	Wright St.	66 86
												149	A	FIU	56 60
												149	H	FIU	65 48
												156	A	Fla. Atlantic	58 60
												165	A	North Texas	42 50
												177	H	South Ala.	52 56
												178	H	Louisiana Tech	69 54
												248	A	La.-Monroe	49 53
												251	A	Tennessee Tech	59 69
												251	H	Tennessee Tech	71 58
												310	H	La.-Lafayette	49 45
												338	A	Troy	59 36
												338	H	Troy	64 38
LAST 12 Division I GAMES:															
338	A	Troy	59 36	251	H	Tennessee Tech	71 58								
43	A	Middle Tenn.	64 67	129	A	Denver	62 69								
177	H	South Ala.	52 56	165	A	North Texas	42 50								
149	A	FIU	56 60	338	H	Troy	64 38								
156	A	Fla. Atlantic	58 60	310	H	La.-Lafayette	49 45								
141	H	UALR	50 61	248	A	La.-Monroe	49 53								

Non-Div I Games:

Western Ky.

■ Loss,
 ■ Non-Conf,
 ■ S Site,
 ■ H Home
 ■ A Away
 N Neutral

Average RPI Win:	234	WON-LOST	WINNING	LAST 12	STRENGTH OF	OPP. STRENGTH	TEAM	ADJ.	CONF.	ADJ CONF.
Average RPI Loss:	174	RECORD	PCT. RANK	GAMES	SCHEDULE	OF SCHEDULE	RPI	RPI	RPI	RPI
DIV. I ONLY	6- 18	294	3- 9	235	181	312	312	12	12	
DIV. I NON-CONF.	3- 10	282	0- 1	281	222	323	323	14	14	
TOTALS	RPI 1-25	RPI 26-50	W-L RECORDS	RPI 51-100	RPI 101-150	RPI 150+				
6- 18	0- 0	0- 1	OVERALL	1- 4	0- 3	5- 10				
5- 7	0- 0	0- 0	HOME	1- 1	0- 1	4- 5				
0- 11	0- 0	0- 1	AWAY	0- 3	0- 2	0- 4				
1- 0	0- 0	0- 0	NEUTRAL	0- 0	0- 0	1- 0				
3- 10	0- 0	0- 1	NON-CONFERENCE	0- 2	0- 2	3- 5				
2- 4	0- 0	0- 0	HOME	0- 1	0- 1	2- 2				
0- 6	0- 0	0- 1	AWAY	0- 1	0- 1	0- 3				
1- 0	0- 0	0- 0	NEUTRAL	0- 0	0- 0	1- 0				
3- 8	0- 0	0- 0	CONFERENCE	1- 2	0- 1	2- 5				
3- 3	0- 0	0- 0	HOME	1- 0	0- 0	2- 3				
0- 5	0- 0	0- 0	AWAY	0- 2	0- 1	0- 2				
0- 0	0- 0	0- 0	NEUTRAL	0- 0	0- 0	0- 0				

RPI S	Opponent	Score	RPI S	Opponent	Score	RPI S	Opponent	Score	RPI S	Opponent	Score	Team's RPI: 312
			35 A	Kansas	64 76	53 H	Temple	52 64	113 A	Miami (OH)	67 82	
						66 A	Bowling Green	56 67	127 H	Detroit	64 73	
						70 A	Eastern Mich.	59 84	139 A	American	52 77	
						74 A	Michigan St.	45 80	159 A	Central Mich.	85 93	
						82 H	Toledo	70 67	176 H	Northern Ill.	41 53	
									197 A	Akron	67 81	
									214 H	Buffalo	102 92	
									234 A	Youngstown St.	55 80	
									236 H	Milwaukee	69 63	
									254 H	Ohio	59 72	
									258 H	Ball St.	76 64	
									263 A	Long Beach St.	56 76	
									265 H	Eastern Ky.	60 71	
									275 H	Cleveland St.	66 72	
									290 N	Texas-Arlington	67 63	
									299 H	Kent St.	61 67	
									323 H	Southeast Mo. St.	67 34	
									326 A	Chicago St.	65 70	
LAST 12 Division I GAMES:												
197 A	Akron	67 81	176 H	Northern Ill.	41 53							
66 A	Bowling Green	56 67	70 A	Eastern Mich.	59 84							
214 H	Buffalo	102 92	159 A	Central Mich.	85 93							
254 H	Ohio	59 72	258 H	Ball St.	76 64							
299 H	Kent St.	61 67	82 H	Toledo	70 67							
113 A	Miami (OH)	67 82	53 H	Temple	52 64							

Non-Div I Games:

Western Mich.

■ Loss,
■ Non-Conf,
■ S Site,
■ H Home
■ A Away
N Neutral

Average RPI Win:	202	WON-LOST	WINNING	LAST 12	STRENGTH OF	OPP. STRENGTH	TEAM	ADJ.	CONF.	ADJ CONF.
Average RPI Loss:	87	RECORD	PCT. RANK	GAMES	SCHEDULE	OF SCHEDULE	RPI	RPI	RPI	RPI
DIV. I ONLY	15- 8	92	9- 3	147	108	88	88	10	10	
DIV. I NON-CONF.	6- 5	140	0- 0	240	167	130	130	10	10	
TOTALS	RPI 1-25	RPI 26-50	W-L RECORDS	RPI 51-100	RPI 101-150	RPI 150+				
15- 8	0- 1	1- 2	OVERALL	1- 2	2- 2	11- 1				
7- 3	0- 0	1- 1	HOME	1- 1	1- 0	4- 1				
7- 5	0- 1	0- 1	AWAY	0- 1	1- 2	6- 0				
1- 0	0- 0	0- 0	NEUTRAL	0- 0	0- 0	1- 0				
6- 5	0- 1	0- 1	NON-CONFERENCE	0- 0	0- 2	6- 1				
3- 2	0- 0	0- 1	HOME	0- 0	0- 0	3- 1				
2- 3	0- 1	0- 0	AWAY	0- 0	0- 2	2- 0				
1- 0	0- 0	0- 0	NEUTRAL	0- 0	0- 0	1- 0				
9- 3	0- 0	1- 1	CONFERENCE	1- 2	2- 0	5- 0				
4- 1	0- 0	1- 0	HOME	1- 1	1- 0	1- 0				
5- 2	0- 0	0- 1	AWAY	0- 1	1- 0	4- 0				
0- 0	0- 0	0- 0	NEUTRAL	0- 0	0- 0	0- 0				

RPI	S	Opponent	Score	RPI	S	Opponent	Score	RPI	S	Opponent	Score	Team's RPI: 88	RPI	S	Opponent	Score
10	A	Kansas St.	34 60	36	H	LSU	56 64	84	H	Illinois St.	59 68		123	H	Indiana St.	74 63
				46	A	Missouri St.	67 85	100	A	Creighton	59 61		128	A	UC Davis	47 62
				46	H	Missouri St.	53 51	100	H	Creighton	65 58		131	A	UNI	67 40
LAST 12 Division I GAMES:																
				46	A	Missouri St.	67 85	293	A	Evansville	57 51		135	A	Arizona	60 74
				157	A	Drake	74 56	46	H	Missouri St.	53 51		154	A	Bradley	71 58
				100	A	Creighton	59 61	100	H	Creighton	65 58		157	A	Drake	74 56
				123	H	Indiana St.	74 63	157	H	Drake	63 41		157	H	Drake	63 41
				84	H	Illinois St.	59 68	154	A	Bradley	71 58		159	H	Central Mich.	49 58
				260	A	Southern Ill.	78 68	131	A	UNI	67 40		198	H	SMU	63 43
													230	H	Winthrop	71 69
													260	A	Southern Ill.	78 68
													263	A	Long Beach St.	73 64
													290	N	Texas-Arlington	90 64
													293	A	Evansville	57 51
													304	A	UTSA	69 56
													331	H	Northwestern St.	77 49

Non-Div I Games:

Wichita St.

William & Mary

Through Games Of Sunday, February 12, 2012

Average RPI Win:	225	WON-LOST	WINNING	LAST 12	STRENGTH OF	OPP. STRENGTH	TEAM	ADJ.	CONF.	ADJ CONF.
Average RPI Loss:	103	RECORD	PCT. RANK	GAMES	SCHEDULE	OF SCHEDULE	RPI	RPI	RPI	RPI
DIV. I ONLY	8- 15	252	2- 10	120	103	210	210	7	7	
DIV. I NON-CONF.	6- 4	117	0- 0	272	224	282	282	7	7	
TOTALS	RPI 1-25	RPI 26-50	W-L RECORDS	RPI 51-100	RPI 101-150	RPI 150+				
8- 15	0- 1	0- 2	OVERALL	0- 7	0- 1	8- 4				
5- 7	0- 0	0- 1	HOME	0- 4	0- 0	5- 2				
3- 8	0- 1	0- 1	AWAY	0- 3	0- 1	3- 2				
0- 0	0- 0	0- 0	NEUTRAL	0- 0	0- 0	0- 0				
6- 4	0- 0	0- 1	NON-CONFERENCE	0- 0	0- 1	6- 2				
3- 2	0- 0	0- 0	HOME	0- 0	0- 0	3- 2				
3- 2	0- 0	0- 1	AWAY	0- 0	0- 1	3- 0				
0- 0	0- 0	0- 0	NEUTRAL	0- 0	0- 0	0- 0				
2- 11	0- 1	0- 1	CONFERENCE	0- 7	0- 0	2- 2				
2- 5	0- 0	0- 1	HOME	0- 4	0- 0	2- 0				
0- 6	0- 1	0- 0	AWAY	0- 3	0- 0	0- 2				
0- 0	0- 0	0- 0	NEUTRAL	0- 0	0- 0	0- 0				

RPI 1-25				RPI 26-50				RPI 51-100				RPI 101+ Team's RPI: 210			
RPI	S	Opponent	Score	RPI	S	Opponent	Score	RPI	S	Opponent	Score	RPI	S	Opponent	Score
7	A	Delaware	57 73	27	H	James Madison	40 50	58	A	Hofstra	75 82	126	A	LIU Brooklyn	69 78
				39	A	Richmond	57 77	58	H	Hofstra	97 100	162	A	Seton Hall	61 54
								71	A	Towson	75 77	170	H	Old Dominion	83 80
								71	H	Towson	50 56	183	A	Virginia Tech	78 59
								79	H	VCU	80 83	188	H	Navy	58 61
								89	A	UNC Wilmington	77 80	193	A	George Mason	70 82
								92	H	Drexel	59 78	193	H	George Mason	76 66
												209	H	George Washington	66 74
												244	A	Northeastern	71 82
												259	H	Cornell	85 54
												272	A	Norfolk St.	79 76
												273	H	N.C. A&T	74 68
												288	H	Longwood	76 43
LAST 12 Division I GAMES:															
92	H	Drexel	59 78	27	H	James Madison	40 50								
71	H	Towson	50 56	193	A	George Mason	70 82								
89	A	UNC Wilmington	77 80	79	H	VCU	80 83								
58	A	Hofstra	75 82	71	A	Towson	75 77								
244	A	Northeastern	71 82	58	H	Hofstra	97 100								
170	H	Old Dominion	83 80	193	H	George Mason	76 66								

Non-Div I Games: Elizabeth City St. 81 70

William & Mary

Loss, Non-Conf, S Site, H Home A Away N Neutral

Average RPI Win:	272	WON-LOST	WINNING	LAST 12	STRENGTH OF	OPP. STRENGTH	TEAM	ADJ.	CONF.	ADJ CONF.
Average RPI Loss:	161	RECORD	PCT. RANK	GAMES	SCHEDULE	OF SCHEDULE	RPI	RPI	RPI	RPI
DIV. I ONLY	12- 11	152	7- 5	308	316	230	230	26	26	
DIV. I NON-CONF.	6- 6	161	1- 0	270	316	206	206	29	29	
TOTALS	RPI 1-25	RPI 26-50	W-L RECORDS	RPI 51-100	RPI 101-150	RPI 150+				
12- 11	0- 0	0- 0	OVERALL	0- 3	0- 3	12- 5				
6- 5	0- 0	0- 0	HOME	0- 1	0- 2	6- 2				
6- 6	0- 0	0- 0	AWAY	0- 2	0- 1	6- 3				
0- 0	0- 0	0- 0	NEUTRAL	0- 0	0- 0	0- 0				
6- 6	0- 0	0- 0	NON-CONFERENCE	0- 3	0- 1	6- 2				
3- 3	0- 0	0- 0	HOME	0- 1	0- 1	3- 1				
3- 3	0- 0	0- 0	AWAY	0- 2	0- 0	3- 1				
0- 0	0- 0	0- 0	NEUTRAL	0- 0	0- 0	0- 0				
6- 5	0- 0	0- 0	CONFERENCE	0- 0	0- 2	6- 3				
3- 2	0- 0	0- 0	HOME	0- 0	0- 1	3- 1				
3- 3	0- 0	0- 0	AWAY	0- 0	0- 1	3- 2				
0- 0	0- 0	0- 0	NEUTRAL	0- 0	0- 0	0- 0				

[illegible]

Non-Div I Games:

Winthrop

Loss, Non-Conf, S Site, H Home A Away N Neutral

Average RPI Win:	147	WON-LOST	WINNING	LAST 12	STRENGTH OF	OPP. STRENGTH	TEAM	ADJ.	CONF.	ADJ CONF.
Average RPI Loss:	58	RECORD	PCT. RANK	GAMES	SCHEDULE	OF SCHEDULE	RPI	RPI	RPI	RPI
DIV. I ONLY	8- 16	260	4- 8	17	35	133	133	5	5	
DIV. I NON-CONF.	4- 8	241	0- 0	81	26	183	183	3	3	
TOTALS	RPI 1-25	RPI 26-50	W-L RECORDS	RPI 51-100	RPI 101-150	RPI 150+				
8- 16	0- 4	1- 7	OVERALL	1- 1	3- 3	3- 1				
4- 8	0- 2	1- 3	HOME	0- 1	1- 1	2- 1				
3- 8	0- 2	0- 4	AWAY	1- 0	1- 2	1- 0				
1- 0	0- 0	0- 0	NEUTRAL	0- 0	1- 0	0- 0				
4- 8	0- 1	0- 2	NON-CONFERENCE	0- 1	1- 3	3- 1				
2- 4	0- 1	0- 0	HOME	0- 1	0- 1	2- 1				
1- 4	0- 0	0- 2	AWAY	0- 0	0- 2	1- 0				
1- 0	0- 0	0- 0	NEUTRAL	0- 0	1- 0	0- 0				
4- 8	0- 3	1- 5	CONFERENCE	1- 0	2- 0	0- 0				
2- 4	0- 1	1- 3	HOME	0- 0	1- 0	0- 0				
2- 4	0- 2	0- 2	AWAY	1- 0	1- 0	0- 0				
0- 0	0- 0	0- 0	NEUTRAL	0- 0	0- 0	0- 0				

RPI 1-25				RPI 26-50				RPI 51-100				RPI 101+ Team's RPI: 133			
RPI	S	Opponent	Score	RPI	S	Opponent	Score	RPI	S	Opponent	Score	RPI	S	Opponent	Score
14	A	Ohio St.	58 72	30	A	Penn St.	54 69	80	A	Illinois	70 67	107	H	Northwestern	75 55
14	H	Ohio St.	61 77	30	H	Penn St.	49 82	90	H	Washington St.	51 69	108	A	Marquette	52 54
22	A	Purdue	52 63	31	H	Michigan	66 60					115	A	Colorado	48 58
23	H	Green Bay	49 65	32	H	Nebraska	69 75					119	H	Oral Roberts	63 80
				35	A	Kansas	44 73					134	N	Montana St.	71 61
				40	A	BYU	59 77					136	A	Minnesota	78 72
				50	A	Iowa	57 69					157	H	Drake	54 65
				50	H	Iowa	79 85					199	H	Boston College	58 50
												236	A	Milwaukee	68 51
												252	H	Saint Louis	48 46
LAST 12 Division I GAMES:															
30	A	Penn St.	54 69	50	A	Iowa	57 69								
14	A	Ohio St.	58 72	32	H	Nebraska	69 75								
50	H	Iowa	79 85	80	A	Illinois	70 67								
31	H	Michigan	66 60	22	A	Purdue	52 63								
136	A	Minnesota	78 72	30	H	Penn St.	49 82								
107	H	Northwestern	75 55	14	H	Ohio St.	61 77								

Non-Div I Games:

Wisconsin

■ Loss,
■ Non-Conf,
■ S Site,
■ H Home
■ A Away
N Neutral

Average RPI Win: 253	WON-LOST	WINNING	LAST 12	STRENGTH OF	OPP. STRENGTH	TEAM	ADJ.	CONF.	ADJ CONF.
Average RPI Loss: 175	RECORD	PCT. RANK	GAMES	SCHEDULE	OF SCHEDULE	RPI	RPI	RPI	RPI
DIV. I ONLY	9- 14	235	3- 9	300	288	283	283	15	15
DIV. I NON-CONF.	5- 2	81	0- 0	339	334	335	335	21	21
TOTALS	RPI 1-25	RPI 26-50	W-L RECORDS	RPI 51-100	RPI 101-150	RPI 150+			
9- 14	0- 0	0- 0	OVERALL	1- 4	1- 1	7- 9			
7- 5	0- 0	0- 0	HOME	1- 2	1- 0	5- 3			
2- 8	0- 0	0- 0	AWAY	0- 2	0- 1	2- 5			
0- 1	0- 0	0- 0	NEUTRAL	0- 0	0- 0	0- 1			
5- 2	0- 0	0- 0	NON-CONFERENCE	0- 0	0- 0	5- 2			
3- 0	0- 0	0- 0	HOME	0- 0	0- 0	3- 0			
2- 1	0- 0	0- 0	AWAY	0- 0	0- 0	2- 1			
0- 1	0- 0	0- 0	NEUTRAL	0- 0	0- 0	0- 1			
4- 12	0- 0	0- 0	CONFERENCE	1- 4	1- 1	2- 7			
4- 5	0- 0	0- 0	HOME	1- 2	1- 0	2- 3			
0- 7	0- 0	0- 0	AWAY	0- 2	0- 1	0- 4			
0- 0	0- 0	0- 0	NEUTRAL	0- 0	0- 0	0- 0			

RPI 1-25			RPI 26-50			RPI 51-100			RPI 101+			Team's RPI: 283
RPI	S	Opponent	Score	RPI	S	Opponent	Score	RPI	S	Opponent	Score	
						69 Chattanooga	67 74	143 Samford			59 82	
						69 Chattanooga	39 51	143 Samford			73 59	
						95 Appalachian St.	46 75	166 Furman			66 76	
						95 Appalachian St.	58 59	170 Old Dominion			58 70	
						97 Davidson	63 59	194 N Radford			46 63	
								202 Elon			68 74	
								235 Col. of Charleston			44 49	
								235 Col. of Charleston			55 56	
								249 Western Caro.			60 69	
								249 Western Caro.			54 58	
								255 Kennesaw St.			66 62	
								272 Norfolk St.			50 45	
								273 N.C. A&T			68 61	
								280 Ga. Southern			48 56	
								280 Ga. Southern			70 55	
								297 UNC Greensboro			62 47	
								322 Gardner-Webb			58 50	
								342 N.C. Central			73 58	
LAST 12 Division I GAMES:												
249 Western Caro.			54 58	166 Furman			66 76					
95 Appalachian St.			46 75	235 Col. of Charleston			55 56					
143 Samford			73 59	95 Appalachian St.			58 59					
69 Chattanooga			39 51	143 Samford			59 82					
280 Ga. Southern			70 55	69 Chattanooga			67 74					
249 Western Caro.			60 69	97 Davidson			63 59					

Non-Div I Games: Southern Va. 87 51 Bluefield Col. 60 40

Wofford

Loss, Non-Conf, S Site, Home Away N Neutral

Average RPI Win:	243	WON-LOST	WINNING	LAST 12	STRENGTH OF	OPP. STRENGTH	TEAM	ADJ.	CONF.	ADJ CONF.
Average RPI Loss:	123	RECORD	PCT. RANK	GAMES	SCHEDULE	OF SCHEDULE	RPI	RPI	RPI	RPI
DIV. I ONLY	16- 9	95	8- 4	282	140	147	147	13	13	
DIV. I NON-CONF.	7- 5	122	0- 0	333	133	201	201	18	18	
TOTALS	RPI 1-25	RPI 26-50	W-L RECORDS	RPI 51-100	RPI 101-150	RPI 150+				
16- 9	0- 2	0- 1	OVERALL	0- 0	2- 3	14- 3				
9- 3	0- 1	0- 0	HOME	0- 0	1- 0	8- 2				
7- 6	0- 1	0- 1	AWAY	0- 0	1- 3	6- 1				
0- 0	0- 0	0- 0	NEUTRAL	0- 0	0- 0	0- 0				
7- 5	0- 0	0- 1	NON-CONFERENCE	0- 0	0- 2	7- 2				
5- 1	0- 0	0- 0	HOME	0- 0	0- 0	5- 1				
2- 4	0- 0	0- 1	AWAY	0- 0	0- 2	2- 1				
0- 0	0- 0	0- 0	NEUTRAL	0- 0	0- 0	0- 0				
9- 4	0- 2	0- 0	CONFERENCE	0- 0	2- 1	7- 1				
4- 2	0- 1	0- 0	HOME	0- 0	1- 0	3- 1				
5- 2	0- 1	0- 0	AWAY	0- 0	1- 1	4- 0				
0- 0	0- 0	0- 0	NEUTRAL	0- 0	0- 0	0- 0				

RPI 1-25				RPI 26-50				RPI 51-100				RPI 101+ Team's RPI: 147			
RPI	S	Opponent	Score	RPI	S	Opponent	Score	RPI	S	Opponent	Score	RPI	S	Opponent	Score
23	A	Green Bay	59 64	44	A	Dayton	69 77					113	A	Miami (OH)	63 70
23	H	Green Bay	50 68									114	A	Missouri	62 92
												127	A	Detroit	64 75
												142	A	Ill.-Chicago	62 60
												142	H	Ill.-Chicago	80 70
												159	H	Central Mich.	60 65
												214	A	Buffalo	81 54
												215	A	Loyola Chicago	64 62
												215	H	Loyola Chicago	66 74
												224	H	Butler	48 47
												225	A	Western Ky.	86 66
												234	A	Youngstown St.	71 66
												236	A	Milwaukee	64 52
												236	H	Milwaukee	75 72
												258	H	Ball St.	74 55
												260	H	Southern Ill.	61 59
												275	A	Cleveland St.	64 54
												276	H	Valparaiso	58 42
												288	H	Longwood	77 44
												289	A	Morehead St.	63 78
												323	H	Southeast Mo. St.	74 53
												332	H	Delaware St.	57 53
LAST 12 Division I GAMES:															
23	A	Green Bay	59 64	127	A	Detroit	64 75								
236	A	Milwaukee	64 52	236	H	Milwaukee	75 72								
215	H	Loyola Chicago	66 74	23	H	Green Bay	50 68								
142	H	Ill.-Chicago	80 70	142	A	Ill.-Chicago	62 60								
234	A	Youngstown St.	71 66	215	A	Loyola Chicago	64 62								
275	A	Cleveland St.	64 54	224	H	Butler	48 47								

Non-Div I Games:

Wright St.

■ Loss,
 ■ Non-Conf, S Site,
 ■ Home
 ■ Away
 N Neutral

Wyoming

Average RPI Win: 246

Average RPI Loss: 160

WON-LOST

WINNING

LAST 12

Through Games Of Sunday, February 12, 2012

STRENGTH OF

OPP. STRENGTH

TEAM

ADJ.

CONF.

ADJ CONF.

RECORD

PCT. RANK

GAMES

SCHEDULE

OF SCHEDULE

RPI

RPI

RPI

RPI

DIV. I ONLY

7- 13

250

6- 6

174

259

245

245

23

23

DIV. I NON-CONF.

2- 9

298

1- 2

182

237

248

248

25

25

TOTALS

RPI 1-25

RPI 26-50

W-L RECORDS

RPI 51-100

RPI 101-150

RPI 150+

7- 13

0- 0

0- 0

OVERALL

0- 3

1- 5

6- 5

4- 6

0- 0

0- 0

HOME

0- 2

0- 2

4- 2

3- 6

0- 0

0- 0

AWAY

0- 1

1- 2

2- 3

0- 1

0- 0

0- 0

NEUTRAL

0- 0

0- 1

0- 0

2- 9

0- 0

0- 0

NON-CONFERENCE

0- 3

0- 3

2- 3

1- 4

0- 0

0- 0

HOME

0- 2

0- 1

1- 1

1- 4

0- 0

0- 0

AWAY

0- 1

0- 1

1- 2

0- 1

0- 0

0- 0

NEUTRAL

0- 0

0- 1

0- 0

5- 4

0- 0

0- 0

CONFERENCE

0- 0

1- 2

4- 2

3- 2

0- 0

0- 0

HOME

0- 0

0- 1

3- 1

2- 2

0- 0

0- 0

AWAY

0- 0

1- 1

1- 1

0- 0

0- 0

0- 0

NEUTRAL

0- 0

0- 0

0- 0

RPI 1-25

RPI 26-50

RPI 51-100

RPI 101+

Team's RPI: 245

RPI S Opponent Score

RPI S Opponent Score

RPI S Opponent Score

RPI S Opponent Score

66 H Bowling Green 53 60

105 A San Diego St. 45 56

70 A Eastern Mich. 43 65

129 A Denver 49 74

100 H Creighton 50 66

131 N UNI 46 60

132 A UNLV 51 47

132 H UNLV 51 54

137 H Utah St. 56 62

169 H Montana 59 69

182 A Colorado St. 58 62

185 H TCU 64 54

219 H UC Irvine 51 42

238 H Boise St. 84 64

257 A Loyola Marymount 54 57

298 A Idaho 59 65

303 A New Mexico 52 50

303 H New Mexico 57 60

313 H Air Force 98 36

335 A Weber St. 76 68

LAST 12 Division I GAMES:

303 H New Mexico 57 60

313 H Air Force 98 36

132 A UNLV 51 47

303 A New Mexico 52 50

185 H TCU 64 54

132 H UNLV 51 54

238 H Boise St. 84 64

70 A Eastern Mich. 43 65

105 A San Diego St. 45 56

66 H Bowling Green 53 60

182 A Colorado St. 58 62

219 H UC Irvine 51 42

W
y
o
m
i
n
gW
y
o
m
i
n
g

Non-Div I Games:

Maryville (MO)

68 60

Chadron St.

69 61

Wyoming

Loss, Non-Conf, S Site, H Home A Away N Neutral

Page 339

Average RPI Win: 238	WON-LOST	WINNING	LAST 12	STRENGTH OF	OPP. STRENGTH	TEAM	ADJ.	CONF.	ADJ CONF.
Average RPI Loss: 87	RECORD	PCT. RANK	GAMES	SCHEDULE	OF SCHEDULE	RPI	RPI	RPI	RPI
DIV. I ONLY	6- 17	288	3- 9	44	96	204	204	9	9
DIV. I NON-CONF.	3- 10	282	0- 2	14	74	158	158	8	8
TOTALS	RPI 1-25	RPI 26-50	W-L RECORDS	RPI 51-100	RPI 101-150	RPI 150+			
6- 17	0- 3	0- 3	OVERALL	1- 4	0- 5	5- 2			
4- 8	0- 1	0- 3	HOME	1- 2	0- 2	3- 0			
2- 6	0- 1	0- 0	AWAY	0- 2	0- 2	2- 1			
0- 3	0- 1	0- 0	NEUTRAL	0- 0	0- 1	0- 1			
3- 10	0- 3	0- 2	NON-CONFERENCE	1- 1	0- 3	2- 1			
3- 4	0- 1	0- 2	HOME	1- 0	0- 1	2- 0			
0- 3	0- 1	0- 0	AWAY	0- 1	0- 1	0- 0			
0- 3	0- 1	0- 0	NEUTRAL	0- 0	0- 1	0- 1			
3- 7	0- 0	0- 1	CONFERENCE	0- 3	0- 2	3- 1			
1- 4	0- 0	0- 1	HOME	0- 2	0- 1	1- 0			
2- 3	0- 0	0- 0	AWAY	0- 1	0- 1	2- 1			
0- 0	0- 0	0- 0	NEUTRAL	0- 0	0- 0	0- 0			

RPI 1-25				RPI 26-50				RPI 51-100				RPI 101+ Team's RPI: 204			
RPI	S	Opponent	Score	RPI	S	Opponent	Score	RPI	S	Opponent	Score	RPI	S	Opponent	Score
3	H	Stanford	64 80	33	H	South Carolina	56 67	53	H	Temple	38 64	103	N	Syracuse	67 70
15	N	Oklahoma	51 73	43	H	Middle Tenn.	49 65	61	H	Saint Joseph's	67 70	104	H	Eastern Ill.	54 60
19	A	Louisville	44 62	44	H	Dayton	65 74	72	A	Duquesne	49 68	110	H	Charlotte	54 58
								87	H	Cincinnati	69 60	117	A	Mississippi St.	65 71
								89	A	UNC Wilmington	52 59	145	A	La Salle	51 63
												209	A	George Washington	44 54
												221	A	Fordham	68 57
												252	H	Saint Louis	67 57
												254	N	Ohio	75 80
												265	H	Eastern Ky.	66 61
												289	H	Morehead St.	71 66
												316	A	Rhode Island	67 57
LAST 12 Division I GAMES:															
221	A	Fordham	68 57	61	H	Saint Joseph's	67 70								
209	A	George Washington	44 54	145	A	La Salle	51 63								
44	H	Dayton	65 74	72	A	Duquesne	49 68								
252	H	Saint Louis	67 57	110	H	Charlotte	54 58								
316	A	Rhode Island	67 57	104	H	Eastern Ill.	54 60								
53	H	Temple	38 64	89	A	UNC Wilmington	52 59								

Non-Div I Games:

Xavier

■ Loss,
■ Non-Conf,
■ S Site,
■ H Home
■ A Away
N Neutral

Average RPI Win:	256	WON-LOST	WINNING	LAST 12	STRENGTH OF	OPP. STRENGTH	TEAM	ADJ.	CONF.	ADJ CONF.
Average RPI Loss:	59	RECORD	PCT. RANK	GAMES	SCHEDULE	OF SCHEDULE	RPI	RPI	RPI	RPI
DIV. I ONLY	13- 8	101	8- 3	140	164	93	93	20	20	
DIV. I NON-CONF.	7- 6	154	2- 1	99	124	73	73	20	20	
TOTALS	RPI 1-25	RPI 26-50	W-L RECORDS	RPI 51-100	RPI 101-150	RPI 150+				
13- 8	0- 3	0- 0	OVERALL	0- 4	0- 0	13- 1				
5- 2	0- 0	0- 0	HOME	0- 1	0- 0	5- 1				
7- 6	0- 3	0- 0	AWAY	0- 3	0- 0	7- 0				
1- 0	0- 0	0- 0	NEUTRAL	0- 0	0- 0	1- 0				
7- 6	0- 2	0- 0	NON-CONFERENCE	0- 4	0- 0	7- 0				
3- 1	0- 0	0- 0	HOME	0- 1	0- 0	3- 0				
3- 5	0- 2	0- 0	AWAY	0- 3	0- 0	3- 0				
1- 0	0- 0	0- 0	NEUTRAL	0- 0	0- 0	1- 0				
6- 2	0- 1	0- 0	CONFERENCE	0- 0	0- 0	6- 1				
2- 1	0- 0	0- 0	HOME	0- 0	0- 0	2- 1				
4- 1	0- 1	0- 0	AWAY	0- 0	0- 0	4- 0				
0- 0	0- 0	0- 0	NEUTRAL	0- 0	0- 0	0- 0				

RPI 1-25				RPI 26-50				RPI 51-100 Team's RPI: 93				RPI 101+			
RPI	S	Opponent	Score	RPI	S	Opponent	Score	RPI	S	Opponent	Score	RPI	S	Opponent	Score
1	A	Baylor	59 109					52	A	Marist	64 78	152	A	Harvard	68 63
7	A	Delaware	45 77					62	A	Quinnipiac	63 68	160	H	Holy Cross	76 71
24	A	Princeton	47 72					68	A	Florida St.	58 92	186	A	Brown	75 65
								73	H	Boston U.	54 59	186	H	Brown	55 60
												207	A	Fairleigh Dickinson	80 51
												231	A	Penn	72 60
												246	N	Tex.-Pan American	59 57
												259	H	Cornell	86 73
												264	H	Army	63 62
												300	A	Dartmouth	89 65
												317	A	Houston	80 62
												336	H	St. Francis (NY)	72 41
												337	A	Bucknell	69 48
												339	H	Columbia	73 59
LAST 12 Division I GAMES:															
339	H	Columbia	73 59	186	H	Brown	55 60								
259	H	Cornell	86 73	186	A	Brown	75 65								
24	A	Princeton	47 72	337	A	Bucknell	69 48								
231	A	Penn	72 60	264	H	Army	63 62								
300	A	Dartmouth	89 65	68	A	Florida St.	58 92								
152	A	Harvard	68 63	62	A	Quinnipiac	63 68								

Non-Div I Games: Baruch 80 47

Yale

■ Loss,
 ■ Non-Conf,
 ■ S Site,
 ■ H Home
 ■ A Away
 N Neutral

Average RPI Win:	260	WON-LOST	WINNING	LAST 12	STRENGTH OF	OPP. STRENGTH	TEAM	ADJ.	CONF.	ADJ CONF.
Average RPI Loss:	161	RECORD	PCT. RANK	GAMES	SCHEDULE	OF SCHEDULE	RPI	RPI	RPI	RPI
DIV. I ONLY	10- 14	221	3- 9	258	229	234	234	13	13	
DIV. I NON-CONF.	6- 5	140	0- 0	256	276	236	236	18	18	
TOTALS	RPI 1-25	RPI 26-50	W-L RECORDS	RPI 51-100	RPI 101-150	RPI 150+				
10- 14	0- 1	0- 1	OVERALL	0- 1	1- 5	9- 6				
4- 6	0- 0	0- 0	HOME	0- 1	1- 3	3- 2				
6- 7	0- 1	0- 1	AWAY	0- 0	0- 1	6- 4				
0- 1	0- 0	0- 0	NEUTRAL	0- 0	0- 1	0- 0				
6- 5	0- 0	0- 1	NON-CONFERENCE	0- 1	0- 2	6- 1				
1- 2	0- 0	0- 0	HOME	0- 1	0- 1	1- 0				
5- 2	0- 0	0- 1	AWAY	0- 0	0- 0	5- 1				
0- 1	0- 0	0- 0	NEUTRAL	0- 0	0- 1	0- 0				
4- 9	0- 1	0- 0	CONFERENCE	0- 0	1- 3	3- 5				
3- 4	0- 0	0- 0	HOME	0- 0	1- 2	2- 2				
1- 5	0- 1	0- 0	AWAY	0- 0	0- 1	1- 3				
0- 0	0- 0	0- 0	NEUTRAL	0- 0	0- 0	0- 0				

RPI	S	Opponent	Score	RPI	S	Opponent	Score	RPI	S	Opponent	Score	RPI	S	Opponent	Score	Team's RPI: 234
23	A	Green Bay	50 75	42	A	West Virginia	37 69	66	H	Bowling Green	61 73	127	H	Detroit	80 67	
												131	N	UNI	73 90	
												139	H	American	41 48	
												142	A	Ill.-Chicago	62 70	
												142	H	Ill.-Chicago	68 77	
												147	H	Wright St.	66 71	
												197	A	Akron	78 72	
												215	A	Loyola Chicago	73 78	
												215	H	Loyola Chicago	77 82	
												224	A	Butler	64 73	
												224	H	Butler	63 65	
												236	A	Milwaukee	68 76	
												254	A	Ohio	55 47	
												257	A	Loyola Marymount	64 50	
												275	H	Cleveland St.	70 48	
												276	A	Valparaiso	55 48	
												276	H	Valparaiso	64 58	
												287	A	IPFW	91 81	
												309	A	Stony Brook	47 54	
												312	H	Western Mich.	80 55	
												337	A	Bucknell	57 56	
LAST 12 Division I GAMES:																
215	A	Loyola Chicago	73 78	236	A	Milwaukee	68 76									
142	A	Ill.-Chicago	62 70	23	A	Green Bay	50 75									
224	H	Butler	63 65	142	H	Ill.-Chicago	68 77									
276	H	Valparaiso	64 58	215	H	Loyola Chicago	77 82									
147	H	Wright St.	66 71	276	A	Valparaiso	55 48									
127	H	Detroit	80 67	224	A	Butler	64 73									

Non-Div I Games:

Youngstown St.

■ Loss,
 ■ Non-Conf, S Site,
 ■ Home
 ■ Away
 N Neutral