

Average RPI Win:	291	WON-LOST	WINNING	LAST 10	STRENGTH OF	OPP. STRENGTH	TEAM	ADJ.	CONF.	ADJ CONF.
Average RPI Loss:	190	RECORD	PCT. RANK	GAMES	SCHEDULE	OF SCHEDULE	RPI	RPI	RPI	RPI
DIV. I ONLY	4- 9	250	4- 6	312	282	310	310	25	25	
DIV. I NON-CONF.	4- 9	251	4- 8	316	286	312	312	26	26	
TOTALS	RPI 1-25	RPI 26-50	W-L RECORDS	RPI 51-100	RPI 101-150	RPI 150+				
4- 9	0- 0	0- 0	OVERALL	0- 2	0- 1	4- 6				
2- 3	0- 0	0- 0	HOME	0- 2	0- 0	2- 1				
2- 4	0- 0	0- 0	AWAY	0- 0	0- 0	2- 4				
0- 2	0- 0	0- 0	NEUTRAL	0- 0	0- 1	0- 1				
4- 9	0- 0	0- 0	NON-CONFERENCE	0- 2	0- 1	4- 6				
2- 3	0- 0	0- 0	HOME	0- 2	0- 0	2- 1				
2- 4	0- 0	0- 0	AWAY	0- 0	0- 0	2- 4				
0- 2	0- 0	0- 0	NEUTRAL	0- 0	0- 1	0- 1				
0- 0	0- 0	0- 0	CONFERENCE	0- 0	0- 0	0- 0				
0- 0	0- 0	0- 0	HOME	0- 0	0- 0	0- 0				
0- 0	0- 0	0- 0	AWAY	0- 0	0- 0	0- 0				
0- 0	0- 0	0- 0	NEUTRAL	0- 0	0- 0	0- 0				

RPI	S	Opponent	Score	RPI	S	Opponent	Score	RPI	S	Opponent	Score	RPI	S	Opponent	Score	Team's RPI: 310
69	H	Missouri	58 75	88	H	Colorado	58 71	111	N	North Texas	58 72	173	A	SMU	64 73	
								204	A	Indiana	58 80	205	H	Iona	77 68	
								241	A	Tex.-Pan American	52 69	241	H	Tex.-Pan American	56 58	
								280	A	Arkansas St.	71 84	281	A	Rice	64 61	
								305	N	Texas Southern	54 63	337	H	Jackson St.	64 61	
								340	A	Houston Baptist	65 45					
LAST 12 Division I GAMES:																
204	A	Indiana	58 80	241	H	Tex.-Pan American	56 58									
173	A	SMU	64 73	340	A	Houston Baptist	65 45									
337	H	Jackson St.	64 61	305	N	Texas Southern	54 63									
241	A	Tex.-Pan American	52 69	205	H	Iona	77 68									
111	N	North Texas	58 72	280	A	Arkansas St.	71 84									
281	A	Rice	64 61	88	H	Colorado	58 71									

Non-Div I Games:

A&M-Corpus Christi

■ Loss,
 ■ Non-Conf,
 ■ S Site,
 ■ H Home
 ■ A Away
 N Neutral

Average RPI Win:	299	WON-LOST	WINNING	LAST 10	STRENGTH OF	OPP. STRENGTH	TEAM	ADJ.	CONF.	ADJ CONF.
Average RPI Loss:	164	RECORD	PCT. RANK	GAMES	SCHEDULE	OF SCHEDULE	RPI	RPI	RPI	RPI
DIV. I ONLY	4- 9	250	3- 7	276	288	273	273	23	23	
DIV. I NON-CONF.	4- 9	251	3- 9	278	291	277	277	23	23	
TOTALS	RPI 1-25	RPI 26-50	W-L RECORDS	RPI 51-100	RPI 101-150	RPI 150+				
4- 9	0- 0	0- 0	OVERALL	0- 1	0- 4	4- 4				
1- 3	0- 0	0- 0	HOME	0- 0	0- 1	1- 2				
3- 6	0- 0	0- 0	AWAY	0- 1	0- 3	3- 2				
0- 0	0- 0	0- 0	NEUTRAL	0- 0	0- 0	0- 0				
4- 9	0- 0	0- 0	NON-CONFERENCE	0- 1	0- 4	4- 4				
1- 3	0- 0	0- 0	HOME	0- 0	0- 1	1- 2				
3- 6	0- 0	0- 0	AWAY	0- 1	0- 3	3- 2				
0- 0	0- 0	0- 0	NEUTRAL	0- 0	0- 0	0- 0				
0- 0	0- 0	0- 0	CONFERENCE	0- 0	0- 0	0- 0				
0- 0	0- 0	0- 0	HOME	0- 0	0- 0	0- 0				
0- 0	0- 0	0- 0	AWAY	0- 0	0- 0	0- 0				
0- 0	0- 0	0- 0	NEUTRAL	0- 0	0- 0	0- 0				

RPI 1-25				RPI 26-50				RPI 51-100				RPI 101+				Team's RPI: 273	
RPI	S	Opponent	Score	RPI	S	Opponent	Score	RPI	S	Opponent	Score	RPI	S	Opponent	Score		
								74	A	Pacific	59	95	112	A	Alabama	45	80
													131	A	Minnesota	46	81
													132	H	South Fla.	70	73
													150	A	UT Martin	60	84
													163	H	Denver	52	54
													166	H	Northern Colo.	51	71
													221	A	Texas St.	77	69
													240	A	Navy	59	71
													305	A	Texas Southern	64	54
													307	A	San Jose St.	53	68
													332	A	Lipscomb	68	59
													337	H	Jackson St.	64	51
LAST 12 Division I GAMES:																	
112	A	Alabama	45	80	240	A	Navy	59	71								
74	A	Pacific	59	95	166	H	Northern Colo.	51	71								
307	A	San Jose St.	53	68	221	A	Texas St.	77	69								
131	A	Minnesota	46	81	305	A	Texas Southern	64	54								
132	H	South Fla.	70	73	163	H	Denver	52	54								
337	H	Jackson St.	64	51	150	A	UT Martin	60	84								

Non-Div I Games:

Air Force

■ Loss,
■ Non-Conf,
■ S Site,
■ H Home
■ A Away
N Neutral

Average RPI Win:	231	WON-LOST	WINNING	LAST 10	STRENGTH OF	OPP. STRENGTH	TEAM	ADJ.	CONF.	ADJ CONF.
Average RPI Loss:	103	RECORD	PCT. RANK	GAMES	SCHEDULE	OF SCHEDULE	RPI	RPI	RPI	RPI
DIV. I ONLY	6- 8	205	5- 5	167	139	208	208	12	12	
DIV. I NON-CONF.	6- 8	204	5- 7	170	134	210	210	13	13	
TOTALS	RPI 1-25	RPI 26-50	W-L RECORDS	RPI 51-100	RPI 101-150	RPI 150+				
6- 8	0- 1	0- 2	OVERALL	1- 1	0- 1	5- 3				
3- 5	0- 0	0- 1	HOME	1- 1	0- 1	2- 2				
2- 3	0- 1	0- 1	AWAY	0- 0	0- 0	2- 1				
1- 0	0- 0	0- 0	NEUTRAL	0- 0	0- 0	1- 0				
6- 8	0- 1	0- 2	NON-CONFERENCE	1- 1	0- 1	5- 3				
3- 5	0- 0	0- 1	HOME	1- 1	0- 1	2- 2				
2- 3	0- 1	0- 1	AWAY	0- 0	0- 0	2- 1				
1- 0	0- 0	0- 0	NEUTRAL	0- 0	0- 0	1- 0				
0- 0	0- 0	0- 0	CONFERENCE	0- 0	0- 0	0- 0				
0- 0	0- 0	0- 0	HOME	0- 0	0- 0	0- 0				
0- 0	0- 0	0- 0	AWAY	0- 0	0- 0	0- 0				
0- 0	0- 0	0- 0	NEUTRAL	0- 0	0- 0	0- 0				

RPI	S	Opponent	Score	RPI	S	Opponent	Score	RPI	S	Opponent	Score	RPI	S	Opponent	Score	Team's RPI: 208
8	A	Notre Dame	61 81	41	H	Florida St.	64 90	71	H	Howard	64 63	118	H	Providence	65 78	
				44	A	Duquesne	70 77	77	H	Drexel	60 67	175	H	Saint Francis (PA)	79 80	
												176	A	Seattle	85 74	
												181	A	Robert Morris	78 85	
												183	H	Youngstown St.	72 78	
												191	N	Loyola Chicago	97 86	
												284	A	Cleveland St.	84 74	
												323	H	Chicago St.	82 48	
												339	H	Saint Peter's	87 50	
LAST 12 Division I GAMES:																
323	H	Chicago St.	82 48	339	H	Saint Peter's	87 50									
118	H	Providence	65 78	284	A	Cleveland St.	84 74									
181	A	Robert Morris	78 85	176	A	Seattle	85 74									
183	H	Youngstown St.	72 78	191	N	Loyola Chicago	97 86									
44	A	Duquesne	70 77	175	H	Saint Francis (PA)	79 80									
41	H	Florida St.	64 90	77	H	Drexel	60 67									

Non-Div I Games:

Akron

■ Loss,
 ■ Non-Conf, S Site,
 ■ Home
 ■ Away
 N Neutral

Alabama

Through Games Of Sunday, January 1, 2012

Average RPI Win: 224	WON-LOST	WINNING	LAST 10	STRENGTH OF	OPP. STRENGTH	TEAM	ADJ.	CONF.	ADJ CONF.
Average RPI Loss: 99	RECORD	PCT. RANK	GAMES	SCHEDULE	OF SCHEDULE	RPI	RPI	RPI	RPI
DIV. I ONLY	10- 5	84	7- 3	212	150	112	112	4	4
DIV. I NON-CONF.	10- 4	81	8- 3	259	153	134	134	4	4
TOTALS	RPI 1-25	RPI 26-50	W-L RECORDS	RPI 51-100	RPI 101-150	RPI 150+			
10- 5	0- 0	1- 2	OVERALL	0- 1	1- 1	8- 1			
7- 0	0- 0	1- 0	HOME	0- 0	0- 0	6- 0			
1- 4	0- 0	0- 2	AWAY	0- 1	0- 1	1- 0			
2- 1	0- 0	0- 0	NEUTRAL	0- 0	1- 0	1- 1			
10- 4	0- 0	1- 1	NON-CONFERENCE	0- 1	1- 1	8- 1			
7- 0	0- 0	1- 0	HOME	0- 0	0- 0	6- 0			
1- 3	0- 0	0- 1	AWAY	0- 1	0- 1	1- 0			
2- 1	0- 0	0- 0	NEUTRAL	0- 0	1- 0	1- 1			
0- 1	0- 0	0- 1	CONFERENCE	0- 0	0- 0	0- 0			
0- 0	0- 0	0- 0	HOME	0- 0	0- 0	0- 0			
0- 1	0- 0	0- 1	AWAY	0- 0	0- 0	0- 0			
0- 0	0- 0	0- 0	NEUTRAL	0- 0	0- 0	0- 0			

RPI S	Opponent	Score	RPI S	Opponent	Score	RPI S	Opponent	Score	RPI S	Opponent	Score	Team's RPI: 112
			33 H	Kansas	80 76	75 A	Central Ark.	46 58	107 N	Seton Hall	62 56	
			35 A	North Carolina St.	57 79				111 A	North Texas	63 69	
			45 A	South Carolina	42 68				207 N	Louisiana Tech	67 59	
									213 H	Presbyterian	65 47	
									216 H	Ga. Southern	67 34	
									229 N	Old Dominion	76 77	
									249 H	Nicholls St.	72 51	
									273 H	Air Force	80 45	
									290 A	Alabama St.	64 54	
									322 H	Southeastern La.	69 56	
									334 H	Northwestern St.	78 52	
LAST 12 Division I GAMES:												
			45 A	South Carolina	42 68	33 H	Kansas	80 76				
			273 H	Air Force	80 45	322 H	Southeastern La.	69 56				
			213 H	Presbyterian	65 47	207 N	Louisiana Tech	67 59				
			290 A	Alabama St.	64 54	107 N	Seton Hall	62 56				
			35 A	North Carolina St.	57 79	229 N	Old Dominion	76 77				
			111 A	North Texas	63 69	216 H	Ga. Southern	67 34				

Non-Div I Games:

Alabama

■ Loss,
 ■ Non-Conf, S Site,
 ■ Home
 ■ Away
 N Neutral

Average RPI Win:	311	WON-LOST	WINNING	LAST 10	STRENGTH OF	OPP. STRENGTH	TEAM	ADJ.	CONF.	ADJ CONF.
Average RPI Loss:	57	RECORD	PCT. RANK	GAMES	SCHEDULE	OF SCHEDULE	RPI	RPI	RPI	RPI
DIV. I ONLY	4- 5	203	4- 5	163	228	168	168	30	30	
DIV. I NON-CONF.	4- 5	200	4- 5	165	225	164	164	30	30	
TOTALS	RPI 1-25	RPI 26-50	W-L RECORDS	RPI 51-100	RPI 101-150	RPI 150+				
4- 5	0- 0	0- 2	OVERALL	0- 3	0- 0	4- 0				
3- 0	0- 0	0- 0	HOME	0- 0	0- 0	3- 0				
1- 5	0- 0	0- 2	AWAY	0- 3	0- 0	1- 0				
0- 0	0- 0	0- 0	NEUTRAL	0- 0	0- 0	0- 0				
4- 5	0- 0	0- 2	NON-CONFERENCE	0- 3	0- 0	4- 0				
3- 0	0- 0	0- 0	HOME	0- 0	0- 0	3- 0				
1- 5	0- 0	0- 2	AWAY	0- 3	0- 0	1- 0				
0- 0	0- 0	0- 0	NEUTRAL	0- 0	0- 0	0- 0				
0- 0	0- 0	0- 0	CONFERENCE	0- 0	0- 0	0- 0				
0- 0	0- 0	0- 0	HOME	0- 0	0- 0	0- 0				
0- 0	0- 0	0- 0	AWAY	0- 0	0- 0	0- 0				
0- 0	0- 0	0- 0	NEUTRAL	0- 0	0- 0	0- 0				

RPI 1-25				RPI 26-50				RPI 51-100				RPI 101+				Team's RPI: 168	
RPI	S	Opponent	Score	RPI	S	Opponent	Score	RPI	S	Opponent	Score	RPI	S	Opponent	Score		
				41	A	Florida St.	41 86	52	A	Vanderbilt	55 86	292	A	Austin Peay	80 68		
				45	A	South Carolina	53 60	55	A	Illinois	65 83	302	H	Tennessee Tech	61 35		
								93	A	UAB	46 57	316	H	Murray St.	76 71		
												332	H	Lipscomb	72 54		
LAST 12 Division I GAMES:																	
				55	A	Illinois	65 83	332	H	Lipscomb	72 54						
				292	A	Austin Peay	80 68	45	A	South Carolina	53 60						
				41	A	Florida St.	41 86	52	A	Vanderbilt	55 86						
				93	A	UAB	46 57										
				302	H	Tennessee Tech	61 35										
				316	H	Murray St.	76 71										

Non-Div I Games: Stillman 62 40

Alabama A&M

■ Loss,
 ■ Non-Conf,
 ■ S Site,
 ■ H Home
 ■ A Away
 N Neutral

Average RPI Win:	243	WON-LOST	WINNING	LAST 10	STRENGTH OF	OPP. STRENGTH	TEAM	ADJ.	CONF.	ADJ CONF.
Average RPI Loss:	163	RECORD	PCT. RANK	GAMES	SCHEDULE	OF SCHEDULE	RPI	RPI	RPI	RPI
DIV. I ONLY	2- 6	272	2- 6	190	275	290	290	30	30	
DIV. I NON-CONF.	2- 6	270	2- 6	192	278	293	293	30	30	
TOTALS	RPI 1-25	RPI 26-50	W-L RECORDS	RPI 51-100	RPI 101-150	RPI 150+				
2- 6	0- 2	0- 0	OVERALL	0- 0	0- 1	2- 3				
1- 4	0- 0	0- 0	HOME	0- 0	0- 1	1- 3				
1- 2	0- 2	0- 0	AWAY	0- 0	0- 0	1- 0				
0- 0	0- 0	0- 0	NEUTRAL	0- 0	0- 0	0- 0				
2- 6	0- 2	0- 0	NON-CONFERENCE	0- 0	0- 1	2- 3				
1- 4	0- 0	0- 0	HOME	0- 0	0- 1	1- 3				
1- 2	0- 2	0- 0	AWAY	0- 0	0- 0	1- 0				
0- 0	0- 0	0- 0	NEUTRAL	0- 0	0- 0	0- 0				
0- 0	0- 0	0- 0	CONFERENCE	0- 0	0- 0	0- 0				
0- 0	0- 0	0- 0	HOME	0- 0	0- 0	0- 0				
0- 0	0- 0	0- 0	AWAY	0- 0	0- 0	0- 0				
0- 0	0- 0	0- 0	NEUTRAL	0- 0	0- 0	0- 0				

RPI 1-25				RPI 26-50				RPI 51-100				RPI 101+ Team's RPI: 290			
RPI	S	Opponent	Score	RPI	S	Opponent	Score	RPI	S	Opponent	Score	RPI	S	Opponent	Score
15	A	Georgia Tech	37 97									112	H	Alabama	54 64
25	A	LSU	35 67									218	H	Samford	51 62
												236	H	Savannah St.	47 45
												249	A	Nicholls St.	61 57
												271	H	Kennesaw St.	51 61
												338	H	Troy	53 60
LAST 12 Division I GAMES:															
338	H	Troy	53 60	271	H	Kennesaw St.	51 61								
25	A	LSU	35 67	236	H	Savannah St.	47 45								
249	A	Nicholls St.	61 57	112	H	Alabama	54 64								
218	H	Samford	51 62												
15	A	Georgia Tech	37 97												

Non-Div I Games: Mobile 78 59

Alabama St.

■ Loss,
 ■ Non-Conf,
 ■ S Site,
 ■ Home
 ■ A Away
 N Neutral

Albany (NY)

Through Games Of Sunday, January 1, 2012

Average RPI Win:	198	WON-LOST	WINNING	LAST 10	STRENGTH OF	OPP. STRENGTH	TEAM	ADJ.	CONF.	ADJ CONF.
Average RPI Loss:	129	RECORD	PCT. RANK	GAMES	SCHEDULE	OF SCHEDULE	RPI	RPI	RPI	RPI
DIV. I ONLY	6- 7	184	5- 5	135	272	157	157	14	14	
DIV. I NON-CONF.	6- 7	180	4- 7	139	276	156	156	14	14	
TOTALS	RPI 1-25	RPI 26-50	W-L RECORDS	RPI 51-100	RPI 101-150	RPI 150+				
6- 7	0- 0	1- 0	OVERALL	0- 4	3- 0	3- 3				
4- 0	0- 0	0- 0	HOME	0- 0	2- 0	2- 0				
2- 6	0- 0	1- 0	AWAY	0- 3	1- 0	1- 3				
0- 1	0- 0	0- 0	NEUTRAL	0- 1	0- 0	0- 0				
6- 7	0- 0	0- 0	NON-CONFERENCE	0- 4	3- 0	3- 3				
4- 0	0- 0	0- 0	HOME	0- 0	2- 0	2- 0				
2- 6	0- 0	0- 0	AWAY	0- 3	1- 0	1- 3				
0- 1	0- 0	0- 0	NEUTRAL	0- 1	0- 0	0- 0				
1- 0	0- 0	1- 0	CONFERENCE	0- 0	0- 0	0- 0				
0- 0	0- 0	0- 0	HOME	0- 0	0- 0	0- 0				
1- 0	0- 0	1- 0	AWAY	0- 0	0- 0	0- 0				
0- 0	0- 0	0- 0	NEUTRAL	0- 0	0- 0	0- 0				

RPI	S	Opponent	Score	RPI	S	Opponent	Score	RPI	S	Opponent	Score	RPI	S	Opponent	Score	Team's RPI: 157
46	A	Hartford	40 37	63	A	Iowa	60 82	123	H	Sacred Heart	64 54	137	H	La Salle	81 76	
				72	A	Long Island	52 64	144	A	Fordham	59 42	174	A	Canisius	60 64	
				96	A	Toledo	39 53	185	A	FIU	56 69	219	A	Brown	53 65	
				97	N	Charlotte	59 61	262	H	Niagara	55 42	331	A	Siena	72 48	
								341	H	St. Francis (NY)	50 34					
LAST 12 Division I GAMES:																
46	A	Hartford	40 37	97	N	Charlotte	59 61	185	A	FIU	56 69	123	H	Sacred Heart	64 54	
72	A	Long Island	52 64	174	A	Canisius	60 64	262	H	Niagara	55 42	331	A	Siena	72 48	
341	H	St. Francis (NY)	50 34	123	H	Sacred Heart	64 54	46	A	Hartford	40 37	63	A	Iowa	60 82	
96	A	Toledo	39 53	219	A	Brown	53 65	72	A	Long Island	52 64	96	A	Toledo	39 53	
219	A	Brown	53 65	63	A	Iowa	60 82	97	N	Charlotte	59 61	123	H	Sacred Heart	64 54	
63	A	Iowa	60 82	341	H	St. Francis (NY)	50 34	174	A	Canisius	60 64	262	H	Niagara	55 42	

Non-Div I Games:

Albany (NY)

Loss, Non-Conf, S Site, H Home A Away N Neutral

Average RPI Win:	328	WON-LOST	WINNING	LAST 10	STRENGTH OF	OPP. STRENGTH	TEAM	ADJ.	CONF.	ADJ CONF.
Average RPI Loss:	134	RECORD	PCT. RANK	GAMES	SCHEDULE	OF SCHEDULE	RPI	RPI	RPI	RPI
DIV. I ONLY	2- 10	303	2- 8	114	243	244	244	30	30	
DIV. I NON-CONF.	2- 10	300	2- 10	121	242	246	246	30	30	
TOTALS	RPI 1-25	RPI 26-50	W-L RECORDS	RPI 51-100	RPI 101-150	RPI 150+				
2- 10	0- 0	0- 1	OVERALL	0- 3	0- 2	2- 4				
0- 0	0- 0	0- 0	HOME	0- 0	0- 0	0- 0				
1- 7	0- 0	0- 0	AWAY	0- 2	0- 2	1- 3				
1- 3	0- 0	0- 1	NEUTRAL	0- 1	0- 0	1- 1				
2- 10	0- 0	0- 1	NON-CONFERENCE	0- 3	0- 2	2- 4				
0- 0	0- 0	0- 0	HOME	0- 0	0- 0	0- 0				
1- 7	0- 0	0- 0	AWAY	0- 2	0- 2	1- 3				
1- 3	0- 0	0- 1	NEUTRAL	0- 1	0- 0	1- 1				
0- 0	0- 0	0- 0	CONFERENCE	0- 0	0- 0	0- 0				
0- 0	0- 0	0- 0	HOME	0- 0	0- 0	0- 0				
0- 0	0- 0	0- 0	AWAY	0- 0	0- 0	0- 0				
0- 0	0- 0	0- 0	NEUTRAL	0- 0	0- 0	0- 0				

RPI 1-25				RPI 26-50				RPI 51-100				RPI 101+				Team's RPI: 244	
RPI	S	Opponent	Score	RPI	S	Opponent	Score	RPI	S	Opponent	Score	RPI	S	Opponent	Score		
				35	N	North Carolina St.	70 85	60	A	Texas	42 74	109	A	Mississippi St.	48 66		
								68	A	Oklahoma St.	36 69	131	A	Minnesota	46 75		
								70	N	Fla. Gulf Coast	38 85	173	A	SMU	54 76		
												202	N	Harvard	55 78		
												210	A	Hawaii	63 66		
												281	A	Rice	57 74		
												322	A	Southeastern La.	62 54		
												334	N	Northwestern St.	70 60		
LAST 12 Division I GAMES:																	
				70	N	Fla. Gulf Coast	38 85	35	N	North Carolina St.	70 85						
				68	A	Oklahoma St.	36 69	210	A	Hawaii	63 66						
				281	A	Rice	57 74	334	N	Northwestern St.	70 60						
				60	A	Texas	42 74	322	A	Southeastern La.	62 54						
				109	A	Mississippi St.	48 66	131	A	Minnesota	46 75						
				173	A	SMU	54 76	202	N	Harvard	55 78						

Non-Div I Games:

Alcorn St.

■ Loss,
 ■ Non-Conf,
 ■ S Site,
 ■ Home
 ■ A Away
 N Neutral

Average RPI Win:	245	WON-LOST	WINNING	LAST 10	STRENGTH OF	OPP. STRENGTH	TEAM	ADJ.	CONF.	ADJ CONF.
Average RPI Loss:	124	RECORD	PCT. RANK	GAMES	SCHEDULE	OF SCHEDULE	RPI	RPI	RPI	RPI
DIV. I ONLY	8- 5	108	6- 4	226	183	184	184	29	29	
DIV. I NON-CONF.	8- 5	107	7- 5	228	180	186	186	29	29	
TOTALS	RPI 1-25	RPI 26-50	W-L RECORDS	RPI 51-100	RPI 101-150	RPI 150+				
8- 5	0- 1	0- 1	OVERALL	0- 1	0- 0	8- 3				
3- 5	0- 1	0- 1	HOME	0- 1	0- 0	3- 2				
3- 0	0- 0	0- 0	AWAY	0- 0	0- 0	3- 1				
2- 0	0- 0	0- 0	NEUTRAL	0- 0	0- 0	2- 0				
8- 5	0- 1	0- 1	NON-CONFERENCE	0- 1	0- 0	8- 3				
3- 5	0- 1	0- 1	HOME	0- 1	0- 0	3- 2				
3- 1	0- 0	0- 0	AWAY	0- 0	0- 0	3- 1				
2- 0	0- 0	0- 0	NEUTRAL	0- 0	0- 0	2- 0				
0- 0	0- 0	0- 0	CONFERENCE	0- 0	0- 0	0- 0				
0- 0	0- 0	0- 0	HOME	0- 0	0- 0	0- 0				
0- 0	0- 0	0- 0	AWAY	0- 0	0- 0	0- 0				
0- 0	0- 0	0- 0	NEUTRAL	0- 0	0- 0	0- 0				

RPI	S	Opponent	Score	RPI	S	Opponent	Score	RPI	S	Opponent	Score	RPI	S	Opponent	Score	Team's RPI: 184
6	H	Maryland	42 76	37	H	James Madison	64 68	58	H	Quinnipiac	59 72	153	H	Loyola Maryland	63 48	
												167	H	Mt. St. Mary's	77 62	
												183	A	Youngstown St.	48 41	
												186	H	Md.-East. Shore	37 39	
												193	H	Oakland	62 68	
												195	A	George Mason	55 51	
												264	A	George Washington	49 60	
												292	N	Austin Peay	55 54	
												307	N	San Jose St.	49 46	
												321	H	Western Mich.	77 52	
												338	A	Troy	55 45	
LAST 12 Division I GAMES:																
264	A	George Washington	49 60	321	H	Western Mich.	77 52									
307	N	San Jose St.	49 46	58	H	Quinnipiac	59 72									
292	N	Austin Peay	55 54	153	H	Loyola Maryland	63 48									
183	A	Youngstown St.	48 41	338	A	Troy	55 45									
167	H	Mt. St. Mary's	77 62	6	H	Maryland	42 76									
193	H	Oakland	62 68	186	H	Md.-East. Shore	37 39									

Non-Div I Games:

American

■ Loss,
■ Non-Conf,
■ S Site,
■ H Home
■ A Away
N Neutral

Average RPI Win:	244	WON-LOST	WINNING	LAST 10	STRENGTH OF	OPP. STRENGTH	TEAM	ADJ.	CONF.	ADJ CONF.
Average RPI Loss:	23	RECORD	PCT. RANK	GAMES	SCHEDULE	OF SCHEDULE	RPI	RPI	RPI	RPI
DIV. I ONLY	9- 2	38	9- 1	330	21	101	101	18	18	
DIV. I NON-CONF.	6- 2	62	6- 2	311	43	88	88	15	15	
TOTALS	RPI 1-25	RPI 26-50	W-L RECORDS	RPI 51-100	RPI 101-150	RPI 150+				
9- 2	0- 2	0- 0	OVERALL	0- 0	1- 0	8- 0				
4- 0	0- 0	0- 0	HOME	0- 0	0- 0	4- 0				
4- 2	0- 2	0- 0	AWAY	0- 0	1- 0	3- 0				
1- 0	0- 0	0- 0	NEUTRAL	0- 0	0- 0	1- 0				
6- 2	0- 2	0- 0	NON-CONFERENCE	0- 0	1- 0	5- 0				
2- 0	0- 0	0- 0	HOME	0- 0	0- 0	2- 0				
3- 2	0- 2	0- 0	AWAY	0- 0	1- 0	2- 0				
1- 0	0- 0	0- 0	NEUTRAL	0- 0	0- 0	1- 0				
3- 0	0- 0	0- 0	CONFERENCE	0- 0	0- 0	3- 0				
2- 0	0- 0	0- 0	HOME	0- 0	0- 0	2- 0				
1- 0	0- 0	0- 0	AWAY	0- 0	0- 0	1- 0				
0- 0	0- 0	0- 0	NEUTRAL	0- 0	0- 0	0- 0				

RPI 1-25				RPI 26-50				RPI 51-100				RPI 101+ Team's RPI: 101			
RPI	S	Opponent	Score	RPI	S	Opponent	Score	RPI	S	Opponent	Score	RPI	S	Opponent	Score
21	A	Georgia	37 81									141	A	Georgia St.	82 58
24	A	Virginia	48 80									194	H	Col. of Charleston	71 52
												216	H	Ga. Southern	64 45
												238	H	East Tenn. St.	89 65
												254	H	Longwood	64 54
												259	A	Western Caro.	82 46
												261	N	Eastern Ky.	64 62
												295	A	Gardner-Webb	69 41
												335	A	UNC Asheville	85 71
LAST 12 Division I GAMES:															
254	H	Longwood	64 54	21	A	Georgia	37 81	194	H	Col. of Charleston	71 52	335	A	UNC Asheville	85 71
261	N	Eastern Ky.	64 62	259	A	Western Caro.	82 46	216	H	Ga. Southern	64 45	141	A	Georgia St.	82 58
238	H	East Tenn. St.	89 65	24	A	Virginia	48 80								
295	A	Gardner-Webb	69 41												

Non-Div I Games:

Appalachian St.

■ Loss,
 ■ Non-Conf,
 ■ S Site,
 ■ H Home
 ■ A Away
 N Neutral

Average RPI Win:	173	WON-LOST	WINNING	LAST 10	STRENGTH OF	OPP. STRENGTH	TEAM	ADJ.	CONF.	ADJ CONF.
Average RPI Loss:	40	RECORD	PCT. RANK	GAMES	SCHEDULE	OF SCHEDULE	RPI	RPI	RPI	RPI
DIV. I ONLY	10- 2	32	7- 2	118	60	38	38	5	5	
DIV. I NON-CONF.	10- 1	13	9- 1	174	66	50	50	6	6	
TOTALS	RPI 1-25	RPI 26-50	W-L RECORDS	RPI 51-100	RPI 101-150	RPI 150+				
10- 2	0- 0	0- 2	OVERALL	2- 0	3- 0	5- 0				
5- 0	0- 0	0- 0	HOME	1- 0	2- 0	2- 0				
4- 1	0- 0	0- 1	AWAY	0- 0	1- 0	3- 0				
1- 1	0- 0	0- 1	NEUTRAL	1- 0	0- 0	0- 0				
10- 1	0- 0	0- 1	NON-CONFERENCE	2- 0	3- 0	5- 0				
5- 0	0- 0	0- 0	HOME	1- 0	2- 0	2- 0				
4- 0	0- 0	0- 0	AWAY	0- 0	1- 0	3- 0				
1- 1	0- 0	0- 1	NEUTRAL	1- 0	0- 0	0- 0				
0- 1	0- 0	0- 1	CONFERENCE	0- 0	0- 0	0- 0				
0- 0	0- 0	0- 0	HOME	0- 0	0- 0	0- 0				
0- 1	0- 0	0- 1	AWAY	0- 0	0- 0	0- 0				
0- 0	0- 0	0- 0	NEUTRAL	0- 0	0- 0	0- 0				

RPI 1-25			RPI 26-50			Team's RPI: 38			RPI 51-100			RPI 101+			
RPI	S	Opponent	Score	RPI	S	Opponent	Score	RPI	S	Opponent	Score	RPI	S	Opponent	Score
29	A	Arizona St.	45 60	86	H	Wichita St.	74 60	103	H	UNLV	62 58				
50	N	BYU	73 82	99	N	Syracuse	80 74	111	H	North Texas	69 62				
								141	A	Georgia St.	79 66				
								172	A	Ark.-Pine Bluff	67 37				
								216	A	Ga. Southern	88 46				
								246	H	New Mexico	59 50				
								247	H	Long Beach St.	66 42				
								312	A	New Mexico St.	84 67				
LAST 12 Division I GAMES:															
29	A	Arizona St.	45 60	246	H	New Mexico	59 50								
103	H	UNLV	62 58	172	A	Ark.-Pine Bluff	67 37								
312	A	New Mexico St.	84 67	247	H	Long Beach St.	66 42								
86	H	Wichita St.	74 60	99	N	Syracuse	80 74								
141	A	Georgia St.	79 66	50	N	BYU	73 82								
216	A	Ga. Southern	88 46	111	H	North Texas	69 62								

Non-Div I Games: BYU-Hawaii 78 61

Arizona

■ Loss,
 ■ Non-Conf, S Site,
 ■ Home
 ■ Away
 N Neutral

Average RPI Win: 159		WON-LOST	WINNING	LAST 10	STRENGTH OF	OPP. STRENGTH	TEAM	ADJ.	CONF.	ADJ CONF.
Average RPI Loss: 12		RECORD	PCT. RANK	GAMES	SCHEDULE	OF SCHEDULE	RPI	RPI	RPI	RPI
DIV. I ONLY		10- 2	32	8- 2	76	35	29	29	5	5
DIV. I NON-CONF.		9- 2	39	9- 2	118	30	38	38	6	6
TOTALS		RPI 1-25	RPI 26-50		W-L RECORDS		RPI 51-100	RPI 101-150	RPI 150+	
10- 2	0- 2	1- 0		OVERALL		1- 0	3- 0	5- 0		
8- 0	0- 0	1- 0		HOME		0- 0	3- 0	4- 0		
1- 1	0- 1	0- 0		AWAY		0- 0	0- 0	1- 0		
1- 1	0- 1	0- 0		NEUTRAL		1- 0	0- 0	0- 0		
9- 2	0- 2	0- 0		NON-CONFERENCE		1- 0	3- 0	5- 0		
7- 0	0- 0	0- 0		HOME		0- 0	3- 0	4- 0		
1- 1	0- 1	0- 0		AWAY		0- 0	0- 0	1- 0		
1- 1	0- 1	0- 0		NEUTRAL		1- 0	0- 0	0- 0		
1- 0	0- 0	1- 0		CONFERENCE		0- 0	0- 0	0- 0		
1- 0	0- 0	1- 0		HOME		0- 0	0- 0	0- 0		
0- 0	0- 0	0- 0		AWAY		0- 0	0- 0	0- 0		
0- 0	0- 0	0- 0		NEUTRAL		0- 0	0- 0	0- 0		

RPI 1-25				Team's RPI: 29		RPI 51-100				RPI 101+					
RPI	S	Opponent	Score	RPI	S	Opponent	Score	RPI	S	Opponent	Score	RPI	S	Opponent	Score
11	N	Rutgers	52 59	38	H	Arizona	60 45	55	N	Illinois	51 50	110	H	Eastern Wash.	74 43
13	A	DePaul	55 73									116	H	UTEP	47 45
												121	H	Illinois St.	77 54
												160	H	Cal St. Fullerton	63 49
												179	H	Boston College	79 54
												250	A	Colorado St.	56 52
												276	H	UC Riverside	66 46
												287	H	Army	83 46
LAST 12 Division I GAMES:															
				38	H	Arizona	60 45	287	H	Army	83 46				
				116	H	UTEP	47 45	13	A	DePaul	55 73				
				55	N	Illinois	51 50	160	H	Cal St. Fullerton	63 49				
				179	H	Boston College	79 54	121	H	Illinois St.	77 54				
				250	A	Colorado St.	56 52	110	H	Eastern Wash.	74 43				
				276	H	UC Riverside	66 46	11	N	Rutgers	52 59				

Non-Div I Games:

Arizona St.

Loss, Non-Conf, S Site, H Home A Away N Neutral

Ark.-Pine Bluff

Through Games Of Sunday, January 1, 2012

Average RPI Win:	0	WON-LOST	WINNING	LAST 10	STRENGTH OF	OPP. STRENGTH	TEAM	ADJ.	CONF.	ADJ CONF.
Average RPI Loss:	78	RECORD	PCT. RANK	GAMES	SCHEDULE	OF SCHEDULE	RPI	RPI	RPI	RPI
DIV. I ONLY	0- 11	337	0- 10	3	242	172	172	30	30	
DIV. I NON-CONF.	0- 11	337	0- 11	3	240	167	167	30	30	
TOTALS	RPI 1-25	RPI 26-50	W-L RECORDS	RPI 51-100	RPI 101-150	RPI 150+				
0- 11	0- 1	0- 2	OVERALL	0- 5	0- 2	0- 1				
0- 1	0- 0	0- 1	HOME	0- 0	0- 0	0- 0				
0- 10	0- 0	0- 1	AWAY	0- 5	0- 2	0- 1				
0- 0	0- 0	0- 0	NEUTRAL	0- 0	0- 0	0- 0				
0- 11	0- 1	0- 2	NON-CONFERENCE	0- 5	0- 2	0- 1				
0- 1	0- 0	0- 1	HOME	0- 0	0- 0	0- 0				
0- 10	0- 1	0- 1	AWAY	0- 5	0- 2	0- 1				
0- 0	0- 0	0- 0	NEUTRAL	0- 0	0- 0	0- 0				
0- 0	0- 0	0- 0	CONFERENCE	0- 0	0- 0	0- 0				
0- 0	0- 0	0- 0	HOME	0- 0	0- 0	0- 0				
0- 0	0- 0	0- 0	AWAY	0- 0	0- 0	0- 0				
0- 0	0- 0	0- 0	NEUTRAL	0- 0	0- 0	0- 0				

RPI 1-25				RPI 26-50				RPI 51-100				RPI 101+ Team's RPI: 172			
RPI	S	Opponent	Score	RPI	S	Opponent	Score	RPI	S	Opponent	Score	RPI	S	Opponent	Score
25	A	LSU	28 80	34	A	Nebraska	43 95	51	A	Kentucky	43 101	106	A	San Diego St.	43 86
				38	H	Arizona	37 67	60	A	Texas	40 79	125	A	Memphis	60 89
								68	A	Oklahoma St.	35 98	187	A	Ole Miss	52 83
								75	A	Central Ark.	38 61				
								89	A	Marquette	36 84				
LAST 12 Division I GAMES:															
75	A	Central Ark.	38 61	38	H	Arizona	37 67	51	A	Kentucky	43 101				
68	A	Oklahoma St.	35 98	60	A	Texas	40 79	89	A	Marquette	36 84				
125	A	Memphis	60 89	187	A	Ole Miss	52 83	25	A	LSU	28 80				
106	A	San Diego St.	43 86												
34	A	Nebraska	43 95												

Non-Div I Games:

Ark.-Pine Bluff

■ Loss,
 ■ Non-Conf, S Site,
 ■ Home
 ■ Away
 N Neutral

Arkansas

Through Games Of Sunday, January 1, 2012

Average RPI Win: 160		WON-LOST	WINNING	LAST 10	STRENGTH OF	OPP. STRENGTH	TEAM	ADJ.	CONF.	ADJ CONF.
Average RPI Loss: 76		RECORD	PCT. RANK	GAMES	SCHEDULE	OF SCHEDULE	RPI	RPI	RPI	RPI
DIV. I ONLY		11- 2	28	9- 1	210	20	57	57	4	4
DIV. I NON-CONF.		11- 1	9	11- 0	263	22	76	76	4	4
TOTALS		RPI 1-25	RPI 26-50		W-L RECORDS		RPI 51-100	RPI 101-150	RPI 150+	
11- 2	0- 1	1- 0		OVERALL		1- 0	4- 1	5- 0		
8- 0	0- 0	0- 0		HOME		0- 0	3- 0	5- 0		
1- 1	0- 1	0- 0		AWAY		1- 0	0- 0	0- 0		
2- 1	0- 0	1- 0		NEUTRAL		0- 0	1- 1	0- 0		
11- 1	0- 0	1- 0		NON-CONFERENCE		1- 0	4- 1	5- 0		
8- 0	0- 0	0- 0		HOME		0- 0	3- 0	5- 0		
1- 0	0- 0	0- 0		AWAY		1- 0	0- 0	0- 0		
2- 1	0- 0	1- 0		NEUTRAL		0- 0	1- 1	0- 0		
0- 1	0- 1	0- 0		CONFERENCE		0- 0	0- 0	0- 0		
0- 0	0- 0	0- 0		HOME		0- 0	0- 0	0- 0		
0- 1	0- 1	0- 0		AWAY		0- 0	0- 0	0- 0		
0- 0	0- 0	0- 0		NEUTRAL		0- 0	0- 0	0- 0		

RPI 1-25				RPI 26-50				RPI 51-100				Team's RPI: 57	RPI 101+						
RPI	S	Opponent	Score	RPI	S	Opponent	Score	RPI	S	Opponent	Score		RPI	S	Opponent	Score			
21	A	Georgia	57 67	41	N	Florida St.	55 52	73	A	Middle Tenn.	59 53		119	H	Oral Roberts	65 37			
													131	N	Minnesota	60 68			
													132	N	South Fla.	65 61			
													135	H	Grambling	69 49			
													136	H	Mississippi Val.	59 40			
													152	H	Stephen F. Austin	61 46			
													159	H	Utah	57 56			
													199	H	Morgan St.	81 50			
													305	H	Texas Southern	86 41			
													314	H	Texas-Arlington	57 34			
LAST 12 Division I GAMES:																			
21	A	Georgia	57 67	136	H	Mississippi Val.	59 40	305	H	Texas Southern	86 41	41	N	Florida St.	55 52	132	N	South Fla.	65 61
314	H	Texas-Arlington	57 34	41	N	Florida St.	55 52	132	N	South Fla.	65 61	159	H	Utah	57 56	199	H	Morgan St.	81 50
159	H	Utah	57 56	199	H	Morgan St.	81 50	119	H	Oral Roberts	65 37	152	H	Stephen F. Austin	61 46	73	A	Middle Tenn.	59 53
73	A	Middle Tenn.	59 53	152	H	Stephen F. Austin	61 46	135	H	Grambling	69 49	136	H	Mississippi Val.	59 40	21	A	Georgia	57 67
135	H	Grambling	69 49	136	H	Mississippi Val.	59 40	21	A	Georgia	57 67	41	N	Florida St.	55 52	159	H	Utah	57 56
159	H	Utah	57 56	199	H	Morgan St.	81 50	119	H	Oral Roberts	65 37	152	H	Stephen F. Austin	61 46	73	A	Middle Tenn.	59 53

Non-Div I Games:

Arkansas

■ Loss,
 ■ Non-Conf, S Site,
 ■ Home
 ■ Away
 N Neutral

Average RPI Win:	170	WON-LOST	WINNING	LAST 10	STRENGTH OF	OPP. STRENGTH	TEAM	ADJ.	CONF.	ADJ CONF.
Average RPI Loss:	182	RECORD	PCT. RANK	GAMES	SCHEDULE	OF SCHEDULE	RPI	RPI	RPI	RPI
DIV. I ONLY	5- 9	231	3- 7	258	156	280	280	22	22	
DIV. I NON-CONF.	5- 7	205	4- 6	225	144	262	262	20	20	
TOTALS	RPI 1-25	RPI 26-50	W-L RECORDS	RPI 51-100	RPI 101-150	RPI 150+				
5- 9	0- 0	1- 0	OVERALL	1- 2	0- 2	3- 5				
4- 3	0- 0	1- 0	HOME	1- 1	0- 0	2- 2				
1- 4	0- 0	0- 0	AWAY	0- 1	0- 0	1- 3				
0- 2	0- 0	0- 0	NEUTRAL	0- 0	0- 2	0- 0				
5- 7	0- 0	1- 0	NON-CONFERENCE	1- 2	0- 2	3- 3				
4- 2	0- 0	1- 0	HOME	1- 1	0- 0	2- 1				
1- 3	0- 0	0- 0	AWAY	0- 1	0- 0	1- 2				
0- 2	0- 0	0- 0	NEUTRAL	0- 0	0- 2	0- 0				
0- 2	0- 0	0- 0	CONFERENCE	0- 0	0- 0	0- 2				
0- 1	0- 0	0- 0	HOME	0- 0	0- 0	0- 1				
0- 1	0- 0	0- 0	AWAY	0- 0	0- 0	0- 1				
0- 0	0- 0	0- 0	NEUTRAL	0- 0	0- 0	0- 0				

RPI 1-25				RPI 26-50				RPI 51-100				RPI 101+ Team's RPI: 280			
RPI	S	Opponent	Score	RPI	S	Opponent	Score	RPI	S	Opponent	Score	RPI	S	Opponent	Score
				36	H	Southern California	58 56	59	H	Missouri St.	68 77	110	N	Eastern Wash.	51 72
								96	H	Toledo	64 56	121	N	Illinois St.	50 78
								97	A	Charlotte	48 78	152	A	Stephen F. Austin	69 64
												207	H	Louisiana Tech	59 69
												214	H	Fla. Atlantic	44 57
												256	A	La.-Monroe	57 83
												258	A	Tulsa	48 70
												258	H	Tulsa	80 70
												310	H	A&M-Corpus Christi	84 71
												319	A	Southeast Mo. St.	52 56
LAST 12 Division I GAMES:															
				256	A	La.-Monroe	57 83	152	A	Stephen F. Austin	69 64				
				214	H	Fla. Atlantic	44 57	36	H	Southern California	58 56				
				59	H	Missouri St.	68 77	207	H	Louisiana Tech	59 69				
				319	A	Southeast Mo. St.	52 56	258	H	Tulsa	80 70				
				96	H	Toledo	64 56	110	N	Eastern Wash.	51 72				
				258	A	Tulsa	48 70	121	N	Illinois St.	50 78				

Non-Div I Games:

Arkansas St.

■ Loss,
■ Non-Conf,
■ S Site,
■ H Home
■ A Away
N Neutral

Average RPI Win:	273	WON-LOST	WINNING	LAST 10	STRENGTH OF	OPP. STRENGTH	TEAM	ADJ.	CONF.	ADJ CONF.
Average RPI Loss:	143	RECORD	PCT. RANK	GAMES	SCHEDULE	OF SCHEDULE	RPI	RPI	RPI	RPI
DIV. I ONLY	5- 8	219	2- 7	293	193	287	287	29	29	
DIV. I NON-CONF.	5- 8	219	4- 7	298	189	291	291	29	29	
TOTALS	RPI 1-25	RPI 26-50	W-L RECORDS	RPI 51-100	RPI 101-150	RPI 150+				
5- 8	0- 0	0- 1	OVERALL	0- 2	0- 2	5- 3				
4- 3	0- 0	0- 0	HOME	0- 1	0- 1	4- 1				
1- 5	0- 0	0- 1	AWAY	0- 1	0- 1	1- 2				
0- 0	0- 0	0- 0	NEUTRAL	0- 0	0- 0	0- 0				
5- 8	0- 0	0- 1	NON-CONFERENCE	0- 2	0- 2	5- 3				
4- 3	0- 0	0- 0	HOME	0- 1	0- 1	4- 1				
1- 5	0- 0	0- 1	AWAY	0- 1	0- 1	1- 2				
0- 0	0- 0	0- 0	NEUTRAL	0- 0	0- 0	0- 0				
0- 0	0- 0	0- 0	CONFERENCE	0- 0	0- 0	0- 0				
0- 0	0- 0	0- 0	HOME	0- 0	0- 0	0- 0				
0- 0	0- 0	0- 0	AWAY	0- 0	0- 0	0- 0				
0- 0	0- 0	0- 0	NEUTRAL	0- 0	0- 0	0- 0				

RPI S	Opponent	Score	RPI S	Opponent	Score	RPI S	Opponent	Score	RPI S	Opponent	Score	Team's RPI: 287
29	A Arizona St.	46 83	58	H Quinnipiac	51 54	107	H Seton Hall	50 53	139	A Yale	62 63	
			100	A Penn	60 70	153	A Loyola Maryland	64 68	210	H Hawaii	55 51	
						225	H Manhattan	58 43	232	H Binghamton	47 49	
						263	H Fairleigh Dickinson	51 37	324	H Wagner	70 46	
						327	A Columbia	58 63	341	A St. Francis (NY)	59 43	
LAST 12 Division I GAMES:												
139	A Yale	62 63	100	A Penn	60 70	232	H Binghamton	47 49				
58	H Quinnipiac	51 54	153	A Loyola Maryland	64 68	210	H Hawaii	55 51				
29	A Arizona St.	46 83	263	H Fairleigh Dickinson	51 37	327	A Columbia	58 63				
263	H Fairleigh Dickinson	51 37	341	A St. Francis (NY)	59 43	225	H Manhattan	58 43				
341	A St. Francis (NY)	59 43	107	H Seton Hall	50 53							

Non-Div I Games: Manhattanville 71 40

Army

■ Loss,
 ■ Non-Conf,
 ■ S Site,
 ■ H Home
 ■ A Away
 N Neutral

Average RPI Win:	240	WON-LOST	WINNING	LAST 10	STRENGTH OF	OPP. STRENGTH	TEAM	ADJ.	CONF.	ADJ CONF.
Average RPI Loss:	67	RECORD	PCT. RANK	GAMES	SCHEDULE	OF SCHEDULE	RPI	RPI	RPI	RPI
DIV. I ONLY	8- 6	133	5- 5	223	67	170	170	4	4	
DIV. I NON-CONF.	8- 5	107	6- 5	260	122	198	198	4	4	
TOTALS	RPI 1-25	RPI 26-50	W-L RECORDS	RPI 51-100	RPI 101-150	RPI 150+				
8- 6	0- 3	0- 0	OVERALL	1- 1	1- 1	6- 1				
5- 2	0- 2	0- 0	HOME	0- 0	1- 0	4- 0				
1- 3	0- 1	0- 0	AWAY	0- 0	0- 1	1- 1				
2- 1	0- 0	0- 0	NEUTRAL	1- 1	0- 0	1- 0				
8- 5	0- 2	0- 0	NON-CONFERENCE	1- 1	1- 1	6- 1				
5- 1	0- 1	0- 0	HOME	0- 0	1- 0	4- 0				
1- 3	0- 1	0- 0	AWAY	0- 0	0- 1	1- 1				
2- 1	0- 0	0- 0	NEUTRAL	1- 1	0- 0	1- 0				
0- 1	0- 1	0- 0	CONFERENCE	0- 0	0- 0	0- 0				
0- 1	0- 1	0- 0	HOME	0- 0	0- 0	0- 0				
0- 0	0- 0	0- 0	AWAY	0- 0	0- 0	0- 0				
0- 0	0- 0	0- 0	NEUTRAL	0- 0	0- 0	0- 0				

RPI	S	Opponent	Score	RPI	S	Opponent	Score	RPI	S	Opponent	Score	RPI	S	Opponent	Score	Team's RPI: 170
2	H	Tennessee	52 73					61	N	Marist	61 69	108	A	Temple	57 73	
22	A	Duke	50 73					97	N	Charlotte	68 58	132	H	South Fla.	62 45	
23	H	Purdue	54 62									185	A	FIU	55 64	
												200	N	Central Conn. St.	49 40	
												264	H	George Washington	55 47	
												272	H	S.C. Upstate	75 34	
												304	A	Mercer	77 43	
												315	H	Belmont	80 53	
												338	H	Troy	74 47	
LAST 12 Division I GAMES:																
2	H	Tennessee	52 73	200	N	Central Conn. St.	49 40	61	N	Marist	61 69					
185	A	FIU	55 64	23	H	Purdue	54 62	132	H	South Fla.	62 45	108	A	Temple	57 73	
97	N	Charlotte	68 58	108	A	Temple	57 73	338	H	Troy	74 47					
272	H	S.C. Upstate	75 34													
264	H	George Washington	55 47													
22	A	Duke	50 73													

Non-Div I Games:

Auburn

■ Loss,
 ■ Non-Conf,
 ■ S Site,
 ■ H Home
 ■ A Away
 N Neutral

Average RPI Win:	301	WON-LOST	WINNING	LAST 10	STRENGTH OF	OPP. STRENGTH	TEAM	ADJ.	CONF.	ADJ CONF.
Average RPI Loss:	167	RECORD	PCT. RANK	GAMES	SCHEDULE	OF SCHEDULE	RPI	RPI	RPI	RPI
DIV. I ONLY	3- 12	295	2- 8	195	304	292	292	32	32	
DIV. I NON-CONF.	3- 10	282	1- 8	144	306	271	271	32	32	
TOTALS	RPI 1-25	RPI 26-50	W-L RECORDS	RPI 51-100	RPI 101-150	RPI 150+				
3- 12	0- 0	0- 1	OVERALL	0- 3	0- 1	4- 7				
1- 4	0- 0	0- 0	HOME	0- 2	0- 0	1- 2				
2- 7	0- 0	0- 1	AWAY	0- 1	0- 1	3- 3				
0- 1	0- 0	0- 0	NEUTRAL	0- 0	0- 0	0- 1				
3- 10	0- 0	0- 1	NON-CONFERENCE	0- 3	0- 1	3- 5				
1- 4	0- 0	0- 0	HOME	0- 2	0- 0	1- 2				
2- 5	0- 0	0- 1	AWAY	0- 1	0- 1	2- 2				
0- 1	0- 0	0- 0	NEUTRAL	0- 0	0- 0	0- 1				
1- 2	0- 0	0- 0	CONFERENCE	0- 0	0- 0	1- 2				
0- 0	0- 0	0- 0	HOME	0- 0	0- 0	0- 0				
1- 2	0- 0	0- 0	AWAY	0- 0	0- 0	1- 2				
0- 0	0- 0	0- 0	NEUTRAL	0- 0	0- 0	0- 0				

RPI 1-25				RPI 26-50				RPI 51-100				RPI 101+				Team's RPI: 292	
RPI	S	Opponent	Score	RPI	S	Opponent	Score	RPI	S	Opponent	Score	RPI	S	Opponent	Score		
				27	A	Louisville	60 78	52	H	Vanderbilt	51 83	148	A	Bowling Green	38 72		
								73	A	Middle Tenn.	63 69	168	H	Alabama A&M	68 80		
								93	H	UAB	45 49						
												184	N	American	54 55		
												190	H	Florida A&M	77 86		
												222	A	Cal Poly	69 79		
												261	A	Eastern Ky.	66 63		
												275	A	Ball St.	55 59		
												286	A	Tennessee St.	81 95		
												288	A	Morehead St.	67 74		
												296	H	Southern Ill.	76 70		
												315	A	Belmont	58 56		
												332	A	Lipscomb	61 58		
LAST 12 Division I GAMES:																	
				261	A	Eastern Ky.	66 63	168	H	Alabama A&M	68 80						
				288	A	Morehead St.	67 74	190	H	Florida A&M	77 86						
				286	A	Tennessee St.	81 95	315	A	Belmont	58 56						
				93	H	UAB	45 49	275	A	Ball St.	55 59						
				52	H	Vanderbilt	51 83	148	A	Bowling Green	38 72						
				222	A	Cal Poly	69 79	73	A	Middle Tenn.	63 69						

Non-Div I Games:

Austin Peay

■ Loss,
■ Non-Conf,
■ S Site,
■ H Home
■ A Away
N Neutral

Average RPI Win:	172	WON-LOST	WINNING	LAST 10	STRENGTH OF	OPP. STRENGTH	TEAM	ADJ.	CONF.	ADJ CONF.
Average RPI Loss:	27	RECORD	PCT. RANK	GAMES	SCHEDULE	OF SCHEDULE	RPI	RPI	RPI	RPI
DIV. I ONLY	10- 3	46	8- 1	100	48	50	50	8	8	
DIV. I NON-CONF.	10- 2	32	9- 0	120	56	54	54	8	8	
TOTALS	RPI 1-25	RPI 26-50	W-L RECORDS	RPI 51-100	RPI 101-150	RPI 150+				
10- 3	0- 2	1- 1	OVERALL	1- 0	3- 0	6- 0				
5- 1	0- 1	0- 0	HOME	0- 0	2- 0	3- 0				
3- 2	0- 1	0- 1	AWAY	0- 0	1- 0	3- 0				
2- 0	0- 0	1- 0	NEUTRAL	1- 0	0- 0	0- 0				
10- 2	0- 2	1- 0	NON-CONFERENCE	1- 0	2- 0	6- 0				
5- 1	0- 1	0- 0	HOME	0- 0	2- 0	3- 0				
3- 1	0- 1	0- 0	AWAY	0- 0	0- 0	3- 0				
2- 0	0- 0	1- 0	NEUTRAL	1- 0	0- 0	0- 0				
1- 1	0- 0	0- 1	CONFERENCE	0- 0	1- 0	0- 0				
0- 0	0- 0	0- 0	HOME	0- 0	0- 0	0- 0				
1- 1	0- 0	0- 1	AWAY	0- 0	1- 0	0- 0				
0- 0	0- 0	0- 0	NEUTRAL	0- 0	0- 0	0- 0				

RPI 1-25				RPI 26-50				Team's RPI: 50				RPI 51-100				RPI 101+			
RPI	S	Opponent	Score	RPI	S	Opponent	Score	RPI	S	Opponent	Score	RPI	S	Opponent	Score	RPI	S	Opponent	Score
18	A	Kansas St.	46 59	38	N	Arizona	82 73	99	N	Syracuse	83 59	110	H	Eastern Wash.	77 58				
22	H	Duke	55 61	40	A	St. Mary's (CA)	48 54					124	H	Wisconsin	77 59				
												140	A	Portland	79 53				
												159	H	Utah	63 58				
												177	H	Southern Utah	82 49				
												178	A	Utah St.	73 65				
												258	A	Tulsa	64 61				
												278	H	Nevada	84 53				
												330	A	Weber St.	84 67				
LAST 12 Division I GAMES:																			
140	A	Portland	79 53	178	A	Utah St.	73 65												
40	A	St. Mary's (CA)	48 54	159	H	Utah	63 58												
278	H	Nevada	84 53	177	H	Southern Utah	82 49												
124	H	Wisconsin	77 59	99	N	Syracuse	83 59												
330	A	Weber St.	84 67	38	N	Arizona	82 73												
18	A	Kansas St.	46 59	110	H	Eastern Wash.	77 58												

Non-Div I Games: BYU-Hawaii 88 27

BYU

■ Loss,
 ■ Non-Conf, S Site,
 ■ Home
 ■ Away
 N Neutral

Average RPI Win:	247	WON-LOST	WINNING	LAST 10	STRENGTH OF	OPP. STRENGTH	TEAM	ADJ.	CONF.	ADJ CONF.
Average RPI Loss:	178	RECORD	PCT. RANK	GAMES	SCHEDULE	OF SCHEDULE	RPI	RPI	RPI	RPI
DIV. I ONLY	4- 8	240	4- 5	202	295	275	275	12	12	
DIV. I NON-CONF.	4- 8	236	4- 7	206	298	280	280	13	13	
TOTALS	RPI 1-25	RPI 26-50	W-L RECORDS	RPI 51-100	RPI 101-150	RPI 150+				
4- 8	0- 1	0- 0	OVERALL	1- 0	0- 1	3- 6				
3- 4	0- 0	0- 0	HOME	1- 0	0- 1	2- 3				
1- 4	0- 1	0- 0	AWAY	0- 0	0- 0	1- 3				
0- 0	0- 0	0- 0	NEUTRAL	0- 0	0- 0	0- 0				
4- 8	0- 1	0- 0	NON-CONFERENCE	1- 0	0- 1	3- 6				
3- 4	0- 0	0- 0	HOME	1- 0	0- 1	2- 3				
1- 4	0- 1	0- 0	AWAY	0- 0	0- 0	1- 3				
0- 0	0- 0	0- 0	NEUTRAL	0- 0	0- 0	0- 0				
0- 0	0- 0	0- 0	CONFERENCE	0- 0	0- 0	0- 0				
0- 0	0- 0	0- 0	HOME	0- 0	0- 0	0- 0				
0- 0	0- 0	0- 0	AWAY	0- 0	0- 0	0- 0				
0- 0	0- 0	0- 0	NEUTRAL	0- 0	0- 0	0- 0				

RPI 1-25				RPI 26-50				RPI 51-100				RPI 101+ Team's RPI: 275			
RPI	S	Opponent	Score	RPI	S	Opponent	Score	RPI	S	Opponent	Score	RPI	S	Opponent	Score
10	A	Green Bay	39 80					85	H	Stetson	78 73	121	H	Illinois St.	52 63
												151	A	SIU Edwardsville	56 68
												171	H	Marshall	58 60
												196	A	Wright St.	55 74
												224	H	Detroit	68 87
												269	H	Valparaiso	53 67
												285	A	Butler	43 55
												292	H	Austin Peay	59 55
												294	A	Evansville	55 50
												316	H	Murray St.	81 72
LAST 12 Division I GAMES:															
171	H	Marshall	58 60	292	H	Austin Peay	59 55								
10	A	Green Bay	39 80	285	A	Butler	43 55								
269	H	Valparaiso	53 67	85	H	Stetson	78 73								
151	A	SIU Edwardsville	56 68	224	H	Detroit	68 87								
196	A	Wright St.	55 74	294	A	Evansville	55 50								
121	H	Illinois St.	52 63	316	H	Murray St.	81 72								

Non-Div I Games: Oakland City 68 39

Ball St.

■ Loss,
 ■ Non-Conf, S Site,
 ■ Home
 ■ Away
 N Neutral

Average RPI Win:	104	WON-LOST	WINNING	LAST 10	STRENGTH OF	OPP. STRENGTH	TEAM	ADJ.	CONF.	ADJ CONF.
Average RPI Loss:	0	RECORD	PCT. RANK	GAMES	SCHEDULE	OF SCHEDULE	RPI	RPI	RPI	RPI
DIV. I ONLY	13- 0	1	10- 0	43	5	5	5	1	1	
DIV. I NON-CONF.	13- 0	1	12- 0	42	5	5	5	1	1	
TOTALS	RPI 1-25	RPI 26-50	W-L RECORDS	RPI 51-100	RPI 101-150	RPI 150+				
13- 0	3- 0	0- 0	OVERALL	5- 0	3- 0	2- 0				
10- 0	2- 0	0- 0	HOME	4- 0	2- 0	2- 0				
2- 0	1- 0	0- 0	AWAY	0- 0	1- 0	0- 0				
1- 0	0- 0	0- 0	NEUTRAL	1- 0	0- 0	0- 0				
13- 0	3- 0	0- 0	NON-CONFERENCE	5- 0	3- 0	2- 0				
10- 0	2- 0	0- 0	HOME	4- 0	2- 0	2- 0				
2- 0	1- 0	0- 0	AWAY	0- 0	1- 0	0- 0				
1- 0	0- 0	0- 0	NEUTRAL	1- 0	0- 0	0- 0				
0- 0	0- 0	0- 0	CONFERENCE	0- 0	0- 0	0- 0				
0- 0	0- 0	0- 0	HOME	0- 0	0- 0	0- 0				
0- 0	0- 0	0- 0	AWAY	0- 0	0- 0	0- 0				
0- 0	0- 0	0- 0	NEUTRAL	0- 0	0- 0	0- 0				

RPI	S	Opponent	Score	RPI	S	Opponent	Score	RPI	S	Opponent	Score	RPI	S	Opponent	Score
2	A	Tennessee	76 67					71	H	Howard	82 28	131	A	Minnesota	89 60
3	H	Connecticut	66 61					76	H	Chattanooga	91 31	136	H	Mississippi Val.	93 55
8	H	Notre Dame	94 81					81	N	St. John's (NY)	73 59	139	H	Yale	109 59
								82	H	McNeese St.	90 50	228	H	Milwaukee	72 41
								84	H	UCLA	83 50	305	H	Texas Southern	91 39
LAST 12 Division I GAMES:															
136	H	Mississippi Val.	93 55	81	N	St. John's (NY)	73 59	228	H	Milwaukee	72 41	131	A	Minnesota	89 60
82	H	McNeese St.	90 50	228	H	Milwaukee	72 41	305	H	Texas Southern	91 39	2	A	Tennessee	76 67
3	H	Connecticut	66 61	131	A	Minnesota	89 60	139	H	Yale	109 59				
8	H	Notre Dame	94 81												
84	H	UCLA	83 50												
76	H	Chattanooga	91 31												















































Non-Div I Games:

Baylor

Belmont





Through Games Of Sunday, January 1, 2012

Average RPI Win:	242	WON-LOST	WINNING	LAST 10	STRENGTH OF	OPP. STRENGTH	TEAM	ADJ.	CONF.	ADJ CONF.
Average RPI Loss:	190	RECORD	PCT. RANK	GAMES	SCHEDULE	OF SCHEDULE	RPI	RPI	RPI	RPI
DIV. I ONLY	2- 11	313	3- 7	206	286	315	315	31	31	
DIV. I NON-CONF.	1- 10	331	1- 8	169	254	307	307	31	31	
TOTALS	RPI 1-25	RPI 26-50	W-L RECORDS	RPI 51-100	RPI 101-150	RPI 150+				
2- 11	0- 0	0- 1	OVERALL	0- 1	0- 2	3- 7				
2- 4	0- 0	0- 0	HOME	0- 0	0- 0	2- 4				
0- 7	0- 0	0- 1	AWAY	0- 1	0- 2	1- 3				
0- 0	0- 0	0- 0	NEUTRAL	0- 0	0- 0	0- 0				
1- 10	0- 0	0- 1	NON-CONFERENCE	0- 1	0- 2	1- 6				
1- 3	0- 0	0- 0	HOME	0- 0	0- 0	1- 3				
0- 7	0- 0	0- 1	AWAY	0- 1	0- 2	0- 3				
0- 0	0- 0	0- 0	NEUTRAL	0- 0	0- 0	0- 0				
2- 1	0- 0	0- 0	CONFERENCE	0- 0	0- 0	2- 1				
1- 1	0- 0	0- 0	HOME	0- 0	0- 0	1- 1				
1- 0	0- 0	0- 0	AWAY	0- 0	0- 0	1- 0				
0- 0	0- 0	0- 0	NEUTRAL	0- 0	0- 0	0- 0				

RPI 1-25	RPI 26-50	RPI 51-100	RPI 101+	Team's RPI: 315
RPI S Opponent Score	RPI S Opponent Score	RPI S Opponent Score	RPI S Opponent Score	
	49  Florida 45  72	76  Chattanooga 42  75	125  Memphis 40  79	
			150  UT Martin 48  67	
			162  Indiana St. 69 59	
			170  Auburn 53  80	
			204  Indiana 52  63	
			221  Texas St. 66  71	
			233  Ohio 51  65	
			261  Eastern Ky. 46  60	
			271  Kennesaw St. 57 55	
			292  Austin Peay 56  58	
			293  North Florida 54 37	
			304  Mercer 61  64	
LAST 12 Division I GAMES:				
293  North Florida 54 37	76  Chattanooga 42  75			
221  Texas St. 66  71	261  Eastern Ky. 46  60			
292  Austin Peay 56  58	304  Mercer 61  64			
233  Ohio 51  65	271  Kennesaw St. 57 55			
204  Indiana 52  63	49  Florida 45  72			
170  Auburn 53  80	162  Indiana St. 69 59			

Non-Div I Games:

Belmont

 Loss,  Non-Conf, S Site,  Home  Away N Neutral

Bethune-Cookman

Through Games Of Sunday, January 1, 2012

Average RPI Win:	313	WON-LOST	WINNING	LAST 10	STRENGTH OF	OPP. STRENGTH	TEAM	ADJ.	CONF.	ADJ CONF.
Average RPI Loss:	191	RECORD	PCT. RANK	GAMES	SCHEDULE	OF SCHEDULE	RPI	RPI	RPI	RPI
DIV. I ONLY	2- 8	295	2- 7	282	329	329	329	27	27	
DIV. I NON-CONF.	2- 7	285	2- 8	300	326	332	332	24	24	
TOTALS	RPI 1-25	RPI 26-50	W-L RECORDS	RPI 51-100	RPI 101-150	RPI 150+				
2- 8	0- 0	0- 0	OVERALL	0- 1	0- 2	2- 6				
2- 3	0- 0	0- 0	HOME	0- 1	0- 0	2- 2				
0- 3	0- 0	0- 0	AWAY	0- 0	0- 2	0- 2				
0- 2	0- 0	0- 0	NEUTRAL	0- 0	0- 0	0- 2				
2- 7	0- 0	0- 0	NON-CONFERENCE	0- 1	0- 2	2- 5				
2- 2	0- 0	0- 0	HOME	0- 1	0- 0	2- 1				
0- 4	0- 0	0- 0	AWAY	0- 0	0- 2	0- 2				
0- 2	0- 0	0- 0	NEUTRAL	0- 0	0- 0	0- 2				
0- 1	0- 0	0- 0	CONFERENCE	0- 0	0- 0	0- 1				
0- 1	0- 0	0- 0	HOME	0- 0	0- 0	0- 1				
0- 0	0- 0	0- 0	AWAY	0- 0	0- 0	0- 0				
0- 0	0- 0	0- 0	NEUTRAL	0- 0	0- 0	0- 0				

RPI 1-25				RPI 26-50				RPI 51-100				RPI 101+				Team's RPI: 329	
RPI	S	Opponent	Score	RPI	S	Opponent	Score	RPI	S	Opponent	Score	RPI	S	Opponent	Score		
								85	H	Stetson	64	82	132	A	South Fla.	36	72
													141	A	Georgia St.	50	66
													190	H	Florida A&M	57	81
													214	A	Fla. Atlantic	46	68
													214	N	Fla. Atlantic	70	71
													227	N	Campbell	46	62
													242	A	UCF	49	66
													274	H	La.-Lafayette	67	72
													293	H	North Florida	66	63
													333	H	Kent St.	58	49
LAST 12 Division I GAMES:																	
141	A	Georgia St.	50	66	227	N	Campbell	46	62								
333	H	Kent St.	58	49	214	N	Fla. Atlantic	70	71								
293	H	North Florida	66	63	274	H	La.-Lafayette	67	72								
214	A	Fla. Atlantic	46	68	85	H	Stetson	64	82								
132	A	South Fla.	36	72	190	H	Florida A&M	57	81								
					242	A	UCF	49	66								

Non-Div I Games: Palm Beach Atl. 56 59 Ave Maria 74 52

Bethune-Cookman

■ Loss,
 ■ Non-Conf,
 ■ S Site,
 ■ H Home
 ■ A Away
 N Neutral

Binghamton

Through Games Of Sunday, January 1, 2012

Average RPI Win:	292	WON-LOST	WINNING	LAST 10	STRENGTH OF	OPP. STRENGTH	TEAM	ADJ.	CONF.	ADJ CONF.
Average RPI Loss:	130	RECORD	PCT. RANK	GAMES	SCHEDULE	OF SCHEDULE	RPI	RPI	RPI	RPI
DIV. I ONLY	6- 7	184	4- 6	274	240	232	232	14	14	
DIV. I NON-CONF.	6- 7	180	4- 7	274	237	231	231	14	14	
TOTALS	RPI 1-25	RPI 26-50	W-L RECORDS	RPI 51-100	RPI 101-150	RPI 150+				
6- 7	0- 0	0- 1	OVERALL	0- 2	0- 2	7- 2				
1- 4	0- 0	0- 0	HOME	0- 2	0- 1	2- 1				
4- 2	0- 0	0- 0	AWAY	0- 0	0- 1	4- 1				
1- 1	0- 0	0- 1	NEUTRAL	0- 0	0- 0	1- 0				
6- 7	0- 0	0- 1	NON-CONFERENCE	0- 2	0- 2	6- 2				
1- 4	0- 0	0- 0	HOME	0- 2	0- 1	1- 1				
4- 2	0- 0	0- 0	AWAY	0- 0	0- 1	4- 1				
1- 1	0- 0	0- 1	NEUTRAL	0- 0	0- 0	1- 0				
1- 0	0- 0	0- 0	CONFERENCE	0- 0	0- 0	1- 0				
1- 0	0- 0	0- 0	HOME	0- 0	0- 0	1- 0				
0- 0	0- 0	0- 0	AWAY	0- 0	0- 0	0- 0				
0- 0	0- 0	0- 0	NEUTRAL	0- 0	0- 0	0- 0				

RPI S	Opponent	Score	RPI S	Opponent	Score	RPI S	Opponent	Score	RPI S	Opponent	Score	Team's RPI: 232
43 N	Dayton	50 60	62 H	St. Bonaventure	34 49	115 H	Rider	56 66				
			99 H	Syracuse	57 90	131 A	Minnesota	40 65				
						167 H	Mt. St. Mary's	52 43				
						198 H	Massachusetts	55 64				
						262 A	Niagara	53 64				
						278 N	Nevada	58 52				
						287 A	Army	49 47				
						317 A	Cornell	61 48				
						326 H	Maine	72 54				
						331 A	Siena	80 70				
						339 A	Saint Peter's	70 63				
LAST 12 Division I GAMES:												
326 H	Maine	72 54	115 H	Rider	56 66							
43 N	Dayton	50 60	262 A	Niagara	53 64							
339 A	Saint Peter's	70 63	287 A	Army	49 47							
198 H	Massachusetts	55 64	62 H	St. Bonaventure	34 49							
278 N	Nevada	58 52	317 A	Cornell	61 48							
131 A	Minnesota	40 65	99 H	Syracuse	57 90							

Non-Div I Games:

Binghamton

Loss, Non-Conf, S Site, H Home A Away N Neutral

Average RPI Win:	243	WON-LOST	WINNING	LAST 10	STRENGTH OF	OPP. STRENGTH	TEAM	ADJ.	CONF.	ADJ CONF.
Average RPI Loss:	145	RECORD	PCT. RANK	GAMES	SCHEDULE	OF SCHEDULE	RPI	RPI	RPI	RPI
DIV. I ONLY	6- 6	164	4- 5	268	210	245	245	23	23	
DIV. I NON-CONF.	6- 6	158	5- 6	269	214	248	248	23	23	
TOTALS	RPI 1-25	RPI 26-50	W-L RECORDS	RPI 51-100	RPI 101-150	RPI 150+				
6- 6	0- 0	0- 0	OVERALL	0- 2	2- 1	4- 3				
5- 3	0- 0	0- 0	HOME	0- 1	1- 0	4- 2				
1- 3	0- 0	0- 0	AWAY	0- 1	1- 1	0- 1				
0- 0	0- 0	0- 0	NEUTRAL	0- 0	0- 0	0- 0				
6- 6	0- 0	0- 0	NON-CONFERENCE	0- 2	2- 1	4- 3				
5- 3	0- 0	0- 0	HOME	0- 1	1- 0	4- 2				
1- 3	0- 0	0- 0	AWAY	0- 1	1- 1	0- 1				
0- 0	0- 0	0- 0	NEUTRAL	0- 0	0- 0	0- 0				
0- 0	0- 0	0- 0	CONFERENCE	0- 0	0- 0	0- 0				
0- 0	0- 0	0- 0	HOME	0- 0	0- 0	0- 0				
0- 0	0- 0	0- 0	AWAY	0- 0	0- 0	0- 0				
0- 0	0- 0	0- 0	NEUTRAL	0- 0	0- 0	0- 0				

RPI 1-25			RPI 26-50			RPI 51-100			RPI 101+			Team's RPI: 245
RPI	S	Opponent	Score	RPI	S	Opponent	Score	RPI	S	Opponent	Score	
						98	A Idaho St.	75	84	110	A Eastern Wash.	72 63
						99	H Syracuse	47	70	128	H Pepperdine	68 57
										140	A Portland	56 83
										176	H Seattle	80 89
										178	A Utah St.	86 97
										178	H Utah St.	52 64
										276	H UC Riverside	68 58
										301	H Utah Valley	85 64
										312	H New Mexico St.	72 57
										330	H Weber St.	86 68
LAST 12 Division I GAMES:												
301	H	Utah Valley	85 64	312	H	New Mexico St.	72 57					
178	H	Utah St.	52 64	176	H	Seattle	80 89					
140	A	Portland	56 83	99	H	Syracuse	47 70					
110	A	Eastern Wash.	72 63	276	H	UC Riverside	68 58					
98	A	Idaho St.	75 84	178	A	Utah St.	86 97					
330	H	Weber St.	86 68	128	H	Pepperdine	68 57					

Non-Div I Games: Montana Tech 97 61 Southern Ore. 93 55

Boise St.

Average RPI Win:	197	WON-LOST	WINNING	LAST 10	STRENGTH OF	OPP. STRENGTH	TEAM	ADJ.	CONF.	ADJ CONF.
Average RPI Loss:	65	RECORD	PCT. RANK	GAMES	SCHEDULE	OF SCHEDULE	RPI	RPI	RPI	RPI
DIV. I ONLY	4- 8	240	4- 6	52	81	179	179	6	6	
DIV. I NON-CONF.	4- 8	236	4- 8	55	85	181	181	5	5	
TOTALS	RPI 1-25	RPI 26-50	W-L RECORDS	RPI 51-100	RPI 101-150	RPI 150+				
4- 8	0- 1	0- 3	OVERALL	0- 2	1- 2	4- 0				
4- 2	0- 0	0- 0	HOME	0- 1	1- 1	4- 0				
0- 6	0- 1	0- 3	AWAY	0- 1	0- 1	0- 0				
0- 0	0- 0	0- 0	NEUTRAL	0- 0	0- 0	0- 0				
4- 8	0- 1	0- 3	NON-CONFERENCE	0- 2	1- 2	4- 0				
5- 2	0- 0	0- 0	HOME	0- 1	1- 1	4- 0				
0- 6	0- 1	0- 3	AWAY	0- 1	0- 1	0- 0				
0- 0	0- 0	0- 0	NEUTRAL	0- 0	0- 0	0- 0				
0- 0	0- 0	0- 0	CONFERENCE	0- 0	0- 0	0- 0				
0- 0	0- 0	0- 0	HOME	0- 0	0- 0	0- 0				
0- 0	0- 0	0- 0	AWAY	0- 0	0- 0	0- 0				
0- 0	0- 0	0- 0	NEUTRAL	0- 0	0- 0	0- 0				

RPI 1-25				RPI 26-50				RPI 51-100				RPI 101+ Team's RPI: 179			
RPI	S	Opponent	Score	RPI	S	Opponent	Score	RPI	S	Opponent	Score	RPI	S	Opponent	Score
11	A	Rutgers	58 74	29	A	Arizona St.	54 79	54	A	Saint Joseph's	57 74	105	H	Holy Cross	67 58
				43	A	Dayton	60 69	66	H	Hampton	63 71	124	A	Wisconsin	50 58
				46	A	Hartford	45 54					146	H	Boston U.	62 70
												198	H	Massachusetts	80 64
												200	H	Central Conn. St.	57 49
												217	H	Bryant	68 42
												263	H	Fairleigh Dickinson	68 57
LAST 12 Division I GAMES:															
200	H	Central Conn. St.	57 49	146	H	Boston U.	62 70								
54	A	Saint Joseph's	57 74	46	A	Hartford	45 54								
66	H	Hampton	63 71	198	H	Massachusetts	80 64								
105	H	Holy Cross	67 58	43	A	Dayton	60 69								
29	A	Arizona St.	54 79	124	A	Wisconsin	50 58								
11	A	Rutgers	58 74	217	H	Bryant	68 42								

Non-Div I Games:

Boston College

■ Loss,
 ■ Non-Conf,
 ■ S Site,
 ■ H Home
 ■ A Away
 N Neutral

Average RPI Win: 181	WON-LOST	WINNING	LAST 10	STRENGTH OF	OPP. STRENGTH	TEAM	ADJ.	CONF.	ADJ CONF.
Average RPI Loss: 120	RECORD	PCT. RANK	GAMES	SCHEDULE	OF SCHEDULE	RPI	RPI	RPI	RPI
DIV. I ONLY	7- 6	152	6- 4	249	34	146	146	14	14
DIV. I NON-CONF.	7- 6	150	6- 6	252	33	143	143	14	14
TOTALS	RPI 1-25	RPI 26-50	W-L RECORDS	RPI 51-100	RPI 101-150	RPI 150+			
7- 6	0- 0	0- 1	OVERALL	1- 2	2- 1	4- 2			
4- 0	0- 0	0- 0	HOME	1- 0	1- 0	2- 0			
2- 5	0- 0	0- 1	AWAY	0- 2	1- 0	1- 2			
1- 1	0- 0	0- 0	NEUTRAL	0- 0	0- 1	1- 0			
7- 6	0- 0	0- 1	NON-CONFERENCE	1- 2	2- 1	4- 2			
4- 0	0- 0	0- 0	HOME	1- 0	1- 0	2- 0			
2- 5	0- 0	0- 1	AWAY	0- 2	1- 0	1- 2			
1- 1	0- 0	0- 0	NEUTRAL	0- 0	0- 1	1- 0			
0- 0	0- 0	0- 0	CONFERENCE	0- 0	0- 0	0- 0			
0- 0	0- 0	0- 0	HOME	0- 0	0- 0	0- 0			
0- 0	0- 0	0- 0	AWAY	0- 0	0- 0	0- 0			
0- 0	0- 0	0- 0	NEUTRAL	0- 0	0- 0	0- 0			

RPI S	Opponent	Score	RPI S	Opponent	Score	RPI S	Opponent	Score	RPI S	Opponent	Score	Team's RPI: 146
			28 A	Richmond	60 72	61 H	Marist	49 36	118 H	Providence	65 62	
						81 A	St. John's (NY)	38 75	130 N	Coppin St.	44 59	
						83 A	West Virginia	53 78	139 A	Yale	59 54	
									179 A	Boston College	70 62	
									198 A	Massachusetts	49 55	
									202 A	Harvard	57 62	
									223 H	Northeastern	75 65	
									240 N	Navy	48 46	
									308 H	Rhode Island	71 44	
LAST 12 Division I GAMES:												
			81 A	St. John's (NY)	38 75	61 H	Marist	49 36				
			240 N	Navy	48 46	139 A	Yale	59 54				
			130 N	Coppin St.	44 59	83 A	West Virginia	53 78				
			179 A	Boston College	70 62	202 A	Harvard	57 62				
			28 A	Richmond	60 72	308 H	Rhode Island	71 44				
			198 A	Massachusetts	49 55	223 H	Northeastern	75 65				

Non-Div I Games:

Boston U.

Bowling Green

Through Games Of Sunday, January 1, 2012

Average RPI Win:	262	WON-LOST	WINNING	LAST 10	STRENGTH OF	OPP. STRENGTH	TEAM	ADJ.	CONF.	ADJ CONF.
Average RPI Loss:	44	RECORD	PCT. RANK	GAMES	SCHEDULE	OF SCHEDULE	RPI	RPI	RPI	RPI
DIV. I ONLY	9- 3	57	8- 1	319	80	148	148	12	12	
DIV. I NON-CONF.	9- 3	62	9- 2	320	83	145	145	13	13	
TOTALS	RPI 1-25	RPI 26-50	W-L RECORDS	RPI 51-100	RPI 101-150	RPI 150+				
9- 3	0- 1	0- 1	OVERALL	0- 1	0- 0	9- 0				
5- 1	0- 1	0- 0	HOME	0- 0	0- 0	5- 0				
4- 2	0- 0	0- 1	AWAY	0- 1	0- 0	4- 0				
0- 0	0- 0	0- 0	NEUTRAL	0- 0	0- 0	0- 0				
9- 3	0- 1	0- 1	NON-CONFERENCE	0- 1	0- 0	9- 0				
5- 1	0- 1	0- 0	HOME	0- 0	0- 0	5- 0				
4- 2	0- 0	0- 1	AWAY	0- 1	0- 0	4- 0				
0- 0	0- 0	0- 0	NEUTRAL	0- 0	0- 0	0- 0				
0- 0	0- 0	0- 0	CONFERENCE	0- 0	0- 0	0- 0				
0- 0	0- 0	0- 0	HOME	0- 0	0- 0	0- 0				
0- 0	0- 0	0- 0	AWAY	0- 0	0- 0	0- 0				
0- 0	0- 0	0- 0	NEUTRAL	0- 0	0- 0	0- 0				

RPI 1-25				RPI 26-50				RPI 51-100				RPI 101+ Team's RPI: 148			
RPI	S	Opponent	Score	RPI	S	Opponent	Score	RPI	S	Opponent	Score	RPI	S	Opponent	Score
23	H	Purdue	53 54	43	A	Dayton	38 69	65	A	Creighton	47 49	183	A	Youngstown St.	73 61
												201	H	Western Ky.	86 62
												224	A	Detroit	57 49
												250	A	Colorado St.	70 57
												285	H	Butler	71 61
												292	H	Austin Peay	72 38
												294	H	Evansville	71 54
												313	H	Jacksonville	83 53
												320	A	Wyoming	60 53
LAST 12 Division I GAMES:															
250	A	Colorado St.	70 57	292	H	Austin Peay	72 38								
320	A	Wyoming	60 53	183	A	Youngstown St.	73 61								
65	A	Creighton	47 49	285	H	Butler	71 61								
313	H	Jacksonville	83 53	201	H	Western Ky.	86 62								
23	H	Purdue	53 54	224	A	Detroit	57 49								
43	A	Dayton	38 69	294	H	Evansville	71 54								

Non-Div I Games: Madonna 91 41

Bowling Green

■ Loss,
 ■ Non-Conf, S Site,
 ■ Home
 ■ Away
 N Neutral

Bradley

Through Games Of Sunday, January 1, 2012

Average RPI Win:	186	WON-LOST	WINNING	LAST 10	STRENGTH OF	OPP. STRENGTH	TEAM	ADJ.	CONF.	ADJ CONF.
Average RPI Loss:	110	RECORD	PCT. RANK	GAMES	SCHEDULE	OF SCHEDULE	RPI	RPI	RPI	RPI
DIV. I ONLY	9- 5	96	7- 3	121	189	113	113	10	10	
DIV. I NON-CONF.	9- 3	62	8- 2	152	220	125	125	10	10	
TOTALS	RPI 1-25	RPI 26-50	W-L RECORDS	RPI 51-100	RPI 101-150	RPI 150+				
9- 5	0- 0	0- 0	OVERALL	2- 4	0- 0	7- 1				
3- 4	0- 0	0- 0	HOME	1- 3	0- 0	2- 1				
5- 0	0- 0	0- 0	AWAY	1- 0	0- 0	4- 0				
1- 1	0- 0	0- 0	NEUTRAL	0- 1	0- 0	1- 0				
9- 3	0- 0	0- 0	NON-CONFERENCE	2- 2	0- 0	7- 1				
3- 2	0- 0	0- 0	HOME	1- 1	0- 0	2- 1				
5- 0	0- 0	0- 0	AWAY	1- 0	0- 0	4- 0				
1- 1	0- 0	0- 0	NEUTRAL	0- 1	0- 0	1- 0				
0- 2	0- 0	0- 0	CONFERENCE	0- 2	0- 0	0- 0				
0- 2	0- 0	0- 0	HOME	0- 2	0- 0	0- 0				
0- 0	0- 0	0- 0	AWAY	0- 0	0- 0	0- 0				
0- 0	0- 0	0- 0	NEUTRAL	0- 0	0- 0	0- 0				

RPI 1-25			RPI 26-50			RPI 51-100			RPI 101+			Team's RPI: 113
RPI	S	Opponent	Score	RPI	S	Opponent	Score	RPI	S	Opponent	Score	
						59 H Missouri St.	70 79	151 A SIU Edwardsville			66 60	
						63 H Iowa	96 88	166 H Northern Colo.			59 49	
						85 N Stetson	63 73	188 A Northern Ill.			50 45	
						86 H Wichita St.	58 71	226 H Western Ill.			93 64	
						91 A Central Mich.	86 79	228 H Milwaukee			67 71	
						94 H Eastern Ill.	58 59	239 A Winthrop			71 61	
								262 N Niagara			68 43	
								285 A Butler			71 63	
LAST 12 Division I GAMES:												
						86 H Wichita St.	58 71	151 A SIU Edwardsville			66 60	
						59 H Missouri St.	70 79	91 A Central Mich.			86 79	
						226 H Western Ill.	93 64	285 A Butler			71 63	
						63 H Iowa	96 88	228 H Milwaukee			67 71	
						85 N Stetson	63 73	188 A Northern Ill.			50 45	
						239 A Winthrop	71 61	262 N Niagara			68 43	

Non-Div I Games:

Bradley

■ Loss,
 ■ Non-Conf,
 S Site,
 ■ Home
 ■ Away
 N Neutral

Average RPI Win: 249		WON-LOST	WINNING	LAST 10	STRENGTH OF	OPP. STRENGTH	TEAM	ADJ.	CONF.	ADJ CONF.
Average RPI Loss: 214		RECORD	PCT. RANK	GAMES	SCHEDULE	OF SCHEDULE	RPI	RPI	RPI	RPI
DIV. I ONLY		7- 4	103	7- 2	306	325	219	219	15	15
DIV. I NON-CONF.		7- 4	99	7- 4	307	323	220	220	17	17
TOTALS	RPI 1-25	RPI 26-50		W-L RECORDS		RPI 51-100	RPI 101-150	RPI 150+		
7- 4	0- 0	0- 0		OVERALL		0- 0	1- 1	6- 3		
4- 2	0- 0	0- 0		HOME		0- 0	1- 1	3- 1		
2- 2	0- 0	0- 0		AWAY		0- 0	0- 0	2- 2		
1- 0	0- 0	0- 0		NEUTRAL		0- 0	0- 0	1- 0		
7- 4	0- 0	0- 0		NON-CONFERENCE		0- 0	1- 1	6- 3		
4- 2	0- 0	0- 0		HOME		0- 0	1- 1	3- 1		
2- 2	0- 0	0- 0		AWAY		0- 0	0- 0	2- 2		
1- 0	0- 0	0- 0		NEUTRAL		0- 0	0- 0	1- 0		
0- 0	0- 0	0- 0		CONFERENCE		0- 0	0- 0	0- 0		
0- 0	0- 0	0- 0		HOME		0- 0	0- 0	0- 0		
0- 0	0- 0	0- 0		AWAY		0- 0	0- 0	0- 0		
0- 0	0- 0	0- 0		NEUTRAL		0- 0	0- 0	0- 0		

RPI 1-25				RPI 26-50				RPI 51-100				RPI 101+				Team's RPI: 219	
RPI	S	Opponent	Score	RPI	S	Opponent	Score	RPI	S	Opponent	Score	RPI	S	Opponent	Score		
												117	H	Fairfield	55	63	
												118	H	Providence	70	57	
												157	H	Albany (NY)	65	53	
												197	H	New Hampshire	57	62	
												217	A	Bryant	49	64	
												234	H	Vermont	61	57	
												294	N	Evansville	55	47	
												307	A	San Jose St.	61	47	
												308	H	Rhode Island	66	54	
												325	A	NJIT	66	70	
												326	A	Maine	61	59	
LAST 12 Division I GAMES:																	
				307	A	San Jose St.	61 47					117	H	Fairfield	55	63	
				234	H	Vermont	61 57					326	A	Maine	61 59		
				118	H	Providence	70 57					294	N	Evansville	55 47		
				308	H	Rhode Island	66 54					217	A	Bryant	49	64	
				197	H	New Hampshire	57 62					157	H	Albany (NY)	65 53		
												325	A	NJIT	66	70	

Non-Div I Games:	Dominican (CA)	66	45
------------------	----------------	----	----

Brown

■ Loss, ■ Non-Conf, S Site, H Home A Away N Neutral

Average RPI Win: 260				WON-LOST	WINNING	LAST 10	STRENGTH OF		OPP. STRENGTH	TEAM	ADJ.	CONF.	ADJ CONF.
Average RPI Loss: 175				RECORD	PCT. RANK	GAMES	SCHEDULE	OF SCHEDULE	RPI	RPI	RPI	RPI	RPI
DIV. I ONLY				7- 5	120	6- 4	335	176	217	217	20	20	
DIV. I NON-CONF.				6- 4	116	6- 4	339	191	264	264	21	21	
TOTALS		RPI 1-25		RPI 26-50		W-L RECORDS		RPI 51-100		RPI 101-150		RPI 150+	
7- 5	0- 0			0- 0	OVERALL		0- 1	0- 1		7- 3			
3- 1	0- 0			0- 0	HOME		0- 0	0- 0		3- 1			
4- 4	0- 0			0- 0	AWAY		0- 1	0- 1		4- 2			
0- 0	0- 0			0- 0	NEUTRAL		0- 0	0- 0		0- 0			
6- 4	0- 0			0- 0	NON-CONFERENCE		0- 0	0- 1		6- 3			
3- 1	0- 0			0- 0	HOME		0- 0	0- 0		3- 1			
3- 3	0- 0			0- 0	AWAY		0- 0	0- 1		3- 2			
0- 0	0- 0			0- 0	NEUTRAL		0- 0	0- 0		0- 0			
1- 1	0- 0			0- 0	CONFERENCE		0- 1	0- 0		1- 0			
0- 0	0- 0			0- 0	HOME		0- 0	0- 0		0- 0			
1- 1	0- 0			0- 0	AWAY		0- 1	0- 0		1- 0			
0- 0	0- 0			0- 0	NEUTRAL		0- 0	0- 0		0- 0			

RPI 1-25				RPI 26-50				RPI 51-100				RPI 101+				Team's RPI: 217	
RPI	S	Opponent	Score	RPI	S	Opponent	Score	RPI	S	Opponent	Score	RPI	S	Opponent	Score		
								58	A	Quinnipiac	56	67	105	A	Holy Cross	62	82
													179	A	Boston College	42	68
													200	A	Central Conn. St.	68	62
													205	H	Iona	53	66
													209	H	Lafayette	56	48
													219	H	Brown	64	49
													248	A	Dartmouth	63	45
													308	H	Rhode Island	75	62
													311	A	Colgate	76	74
													326	A	Maine	65	53
													327	A	Columbia	74	77
LAST 12 Division I GAMES:																	
				327	A	Columbia	74	77	58	A	Quinnipiac	56	67				
				200	A	Central Conn. St.	68	62	308	H	Rhode Island	75	62				
				105	A	Holy Cross	62	82	179	A	Boston College	42	68				
				209	H	Lafayette	56	48	219	H	Brown	64	49				
				248	A	Dartmouth	63	45	326	A	Maine	65	53				
				311	A	Colgate	76	74	205	H	Iona	53	66				

Non-Div I Games:

Bryant

Loss, Non-Conf, S Site, H Home A Away N Neutral

Bucknell

Through Games Of Sunday, January 1, 2012

Average RPI Win: 242	WON-LOST	WINNING	LAST 10	STRENGTH OF	OPP. STRENGTH	TEAM	ADJ.	CONF.	ADJ CONF.
Average RPI Loss: 182	RECORD	PCT. RANK	GAMES	SCHEDULE	OF SCHEDULE	RPI	RPI	RPI	RPI
DIV. I ONLY	2- 12	316	1- 9	289	233	328	328	29	29
DIV. I NON-CONF.	2- 12	312	1- 11	295	231	329	329	29	29
TOTALS	RPI 1-25	RPI 26-50	W-L RECORDS	RPI 51-100	RPI 101-150	RPI 150+			
2- 12	0- 0	0- 1	OVERALL	0- 1	1- 1	1- 9			
2- 4	0- 0	0- 1	HOME	0- 0	1- 0	1- 3			
0- 8	0- 0	0- 0	AWAY	0- 1	0- 1	0- 6			
0- 0	0- 0	0- 0	NEUTRAL	0- 0	0- 0	0- 0			
2- 12	0- 0	0- 1	NON-CONFERENCE	0- 1	1- 1	1- 9			
2- 4	0- 0	0- 1	HOME	0- 0	1- 0	1- 3			
0- 8	0- 0	0- 0	AWAY	0- 1	0- 1	0- 6			
0- 0	0- 0	0- 0	NEUTRAL	0- 0	0- 0	0- 0			
0- 0	0- 0	0- 0	CONFERENCE	0- 0	0- 0	0- 0			
0- 0	0- 0	0- 0	HOME	0- 0	0- 0	0- 0			
0- 0	0- 0	0- 0	AWAY	0- 0	0- 0	0- 0			
0- 0	0- 0	0- 0	NEUTRAL	0- 0	0- 0	0- 0			

RPI S	Opponent	Score	RPI S	Opponent	Score	RPI S	Opponent	Score	RPI S	Opponent	Score
			26 H	Penn St.	54 78	83 A	West Virginia	30 72	115 A	Rider	43 63
									144 H	Fordham	49 39
									161 A	Buffalo	57 63
									167 A	Mt. St. Mary's	46 58
									174 H	Canisius	47 55
									175 A	Saint Francis (PA)	53 70
									183 H	Youngstown St.	56 57
									199 H	Morgan St.	52 54
									262 A	Niagara	55 61
									317 A	Cornell	45 65
									325 A	NJIT	53 54
									339 H	Saint Peter's	46 35
LAST 12 Division I GAMES:											
167 A	Mt. St. Mary's	46 58	325 A	NJIT	53 54						
83 A	West Virginia	30 72	174 H	Canisius	47 55						
26 H	Penn St.	54 78	175 A	Saint Francis (PA)	53 70						
317 A	Cornell	45 65	262 A	Niagara	55 61						
144 H	Fordham	49 39	199 H	Morgan St.	52 54						
183 H	Youngstown St.	56 57	161 A	Buffalo	57 63						

Non-Div I Games:

Bucknell

Loss, Non-Conf, S Site, H Home A Away N Neutral

Buffalo

Average RPI Win: 256

Average RPI Loss: 94

WON-LOST

WINNING

LAST 10

Through Games Of Sunday, January 1, 2012

STRENGTH OF

OPP. STRENGTH

TEAM

ADJ.

CONF.

ADJ CONF.

RECORD

PCT. RANK

GAMES

SCHEDULE

OF SCHEDULE

RPI

RPI

RPI

RPI

DIV. I ONLY

5- 9

231

3- 7

62

213

161

161

12

12

DIV. I NON-CONF.

5- 9

232

4- 8

64

216

160

160

13

13

TOTALS

RPI 1-25

RPI 26-50

W-L RECORDS

RPI 51-100

RPI 101-150

RPI 150+

5- 9

0- 1

0- 2

OVERALL

0- 4

0- 0

5- 2

3- 1

0- 0

0- 0

HOME

0- 0

0- 0

3- 1

1- 6

0- 1

0- 1

AWAY

0- 4

0- 0

1- 0

1- 2

0- 0

0- 1

NEUTRAL

0- 0

0- 0

1- 1

5- 9

0- 1

0- 2

NON-CONFERENCE

0- 4

0- 0

5- 2

3- 1

0- 0

0- 0

HOME

0- 0

0- 0

3- 1

1- 6

0- 1

0- 1

AWAY

0- 4

0- 0

1- 0

1- 2

0- 0

0- 1

NEUTRAL

0- 0

0- 0

1- 1

0- 0

0- 0

0- 0

CONFERENCE

0- 0

0- 0

0- 0

0- 0

0- 0

0- 0

HOME

0- 0

0- 0

0- 0

0- 0

0- 0

0- 0

AWAY

0- 0

0- 0

0- 0

0- 0

0- 0

0- 0

NEUTRAL

0- 0

0- 0

0- 0

RPI 1-25

RPI 26-50

RPI 51-100

RPI 101+

Team's RPI: 161

RPI	S	Opponent	Score
3	A	Connecticut	34 90

RPI	S	Opponent	Score
43	N	Dayton	74 94
44	A	Duquesne	46 90

RPI	S	Opponent	Score
62	A	St. Bonaventure	45 76
64	A	Iowa St.	45 65
71	A	Howard	57 81
99	A	Syracuse	59 79

RPI	S	Opponent	Score
174	H	Canisius	62 57
193	H	Oakland	69 65
196	H	Wright St.	54 81
262	A	Niagara	65 54
263	N	Fairleigh Dickinson	54 63
325	N	NJIT	66 53
328	H	Bucknell	63 57

LAST 12 Division I GAMES:

64	A	Iowa St.	45	65	174	H	Canisius	62	57
325	N	NJIT	66	53	196	H	Wright St.	54	81
193	H	Oakland	69	65	263	N	Fairleigh Dickinson	54	63
71	A	Howard	57	81	3	A	Connecticut	34	90
62	A	St. Bonaventure	45	76	43	N	Dayton	74	94
328	H	Bucknell	63	57	99	A	Syracuse	59	79

Buffalo

Buffalo

Non-Div I Games:

Buffalo

Loss, Non-Conf, S Site, H Home A Away N Neutral

Page 33

Average RPI Win:	259	WON-LOST	WINNING	LAST 10	STRENGTH OF	OPP. STRENGTH	TEAM	ADJ.	CONF.	ADJ CONF.
Average RPI Loss:	173	RECORD	PCT. RANK	GAMES	SCHEDULE	OF SCHEDULE	RPI	RPI	RPI	RPI
DIV. I ONLY	3- 9	272	2- 7	185	278	285	285	13	13	
DIV. I NON-CONF.	3- 7	256	3- 6	194	250	288	288	16	16	
TOTALS	RPI 1-25	RPI 26-50	W-L RECORDS	RPI 51-100	RPI 101-150	RPI 150+				
3- 9	0- 0	0- 0	OVERALL	0- 1	0- 3	3- 5				
2- 1	0- 0	0- 0	HOME	0- 0	0- 1	2- 0				
0- 6	0- 0	0- 0	AWAY	0- 0	0- 1	0- 5				
1- 2	0- 0	0- 0	NEUTRAL	0- 1	0- 1	1- 0				
3- 7	0- 0	0- 0	NON-CONFERENCE	0- 1	0- 3	3- 3				
2- 1	0- 0	0- 0	HOME	0- 0	0- 1	2- 0				
0- 4	0- 0	0- 0	AWAY	0- 0	0- 1	0- 3				
1- 2	0- 0	0- 0	NEUTRAL	0- 1	0- 1	1- 0				
0- 2	0- 0	0- 0	CONFERENCE	0- 0	0- 0	0- 2				
0- 0	0- 0	0- 0	HOME	0- 0	0- 0	0- 0				
0- 2	0- 0	0- 0	AWAY	0- 0	0- 0	0- 2				
0- 0	0- 0	0- 0	NEUTRAL	0- 0	0- 0	0- 0				

RPI 1-25			RPI 26-50			RPI 51-100			RPI 101+			Team's RPI: 285
RPI	S	Opponent	Score	RPI	S	Opponent	Score	RPI	S	Opponent	Score	
						64 N Iowa St.	44 64	103 N UNLV			39 62	
								113 H Bradley			63 71	
								148 A Bowling Green			61 71	
								162 A Indiana St.			46 49	
								196 A Wright St.			47 48	
								202 N Harvard			69 68	
								224 A Detroit			60 72	
								267 A IPFW			60 68	
								275 H Ball St.			55 43	
								278 A Nevada			69 71	
								299 H IUPUI			58 50	
LAST 12 Division I GAMES:												
196	A	Wright St.	47 48	148	A	Bowling Green	61 71					
224	A	Detroit	60 72	113	H	Bradley	63 71					
299	H	IUPUI	58 50	64	N	Iowa St.	44 64					
275	H	Ball St.	55 43	278	A	Nevada	69 71					
162	A	Indiana St.	46 49	267	A	IPFW	60 68					
103	N	UNLV	39 62	202	N	Harvard	69 68					

Non-Div I Games: Marian (IN) 74 39

Butler

CSU Bakersfield

Through Games Of Sunday, January 1, 2012

Average RPI Win:	265	WON-LOST	WINNING	LAST 10	STRENGTH OF	OPP. STRENGTH	TEAM	ADJ.	CONF.	ADJ CONF.
Average RPI Loss:	139	RECORD	PCT. RANK	GAMES	SCHEDULE	OF SCHEDULE	RPI	RPI	RPI	RPI
DIV. I ONLY	2- 14	321	1- 9	91	165	257	257	24	24	
DIV. I NON-CONF.	2- 14	315	1- 11	94	164	261	261	25	25	
TOTALS	RPI 1-25	RPI 26-50	W-L RECORDS	RPI 51-100	RPI 101-150	RPI 150+				
2- 14	0- 2	0- 1	OVERALL	0- 5	0- 0	2- 6				
1- 2	0- 0	0- 0	HOME	0- 2	0- 0	1- 0				
1- 9	0- 1	0- 0	AWAY	0- 3	0- 0	1- 5				
0- 3	0- 1	0- 1	NEUTRAL	0- 0	0- 0	0- 1				
2- 14	0- 2	0- 1	NON-CONFERENCE	0- 5	0- 0	2- 6				
1- 2	0- 0	0- 0	HOME	0- 2	0- 0	1- 0				
1- 9	0- 1	0- 0	AWAY	0- 3	0- 0	1- 5				
0- 3	0- 1	0- 1	NEUTRAL	0- 0	0- 0	0- 1				
0- 0	0- 0	0- 0	CONFERENCE	0- 0	0- 0	0- 0				
0- 0	0- 0	0- 0	HOME	0- 0	0- 0	0- 0				
0- 0	0- 0	0- 0	AWAY	0- 0	0- 0	0- 0				
0- 0	0- 0	0- 0	NEUTRAL	0- 0	0- 0	0- 0				

RPI 1-25				RPI 26-50				RPI 51-100				RPI 101+ Team's RPI: 257			
RPI	S	Opponent	Score	RPI	S	Opponent	Score	RPI	S	Opponent	Score	RPI	S	Opponent	Score
4	A	Stanford	48 90	47	N	Texas Tech	63 81	53	A	California	56 86	185	A	FIU	59 82
6	N	Maryland	83 114					56	A	Fresno St.	59 88	192	A	Santa Clara	87 93
								74	H	Pacific	73 96	231	A	Montana	64 56
								79	H	Oregon St.	62 85	268	N	Prairie View	64 69
								92	A	San Diego	70 99	276	A	UC Riverside	62 76
												277	A	Sacramento St.	84 87
												298	H	UC Irvine	104 92
												330	A	Weber St.	72 85
LAST 12 Division I GAMES:															
47	N	Texas Tech	63 81	79	H	Oregon St.	62 85								
92	A	San Diego	70 99	330	A	Weber St.	72 85								
4	A	Stanford	48 90	231	A	Montana	64 56								
277	A	Sacramento St.	84 87	268	N	Prairie View	64 69								
56	A	Fresno St.	59 88	53	A	California	56 86								
6	N	Maryland	83 114	185	A	FIU	59 82								

Non-Div I Games: Southern Ore. 111 66

CSU Bakersfield

Loss, Non-Conf, S Site, H Home A Away N Neutral

Average RPI Win:	276	WON-LOST	WINNING	LAST 10	STRENGTH OF	OPP. STRENGTH	TEAM	ADJ.	CONF.	ADJ CONF.
Average RPI Loss:	119	RECORD	PCT. RANK	GAMES	SCHEDULE	OF SCHEDULE	RPI	RPI	RPI	RPI
DIV. I ONLY	4- 9	250	3- 7	117	244	222	222	17	17	
DIV. I NON-CONF.	3- 9	270	3- 8	115	253	221	221	12	12	
TOTALS	RPI 1-25	RPI 26-50	W-L RECORDS	RPI 51-100	RPI 101-150	RPI 150+				
4- 9	0- 0	0- 1	OVERALL	0- 3	0- 3	4- 2				
3- 2	0- 0	0- 0	HOME	0- 1	0- 1	3- 0				
1- 7	0- 0	0- 1	AWAY	0- 2	0- 2	1- 2				
0- 0	0- 0	0- 0	NEUTRAL	0- 0	0- 0	0- 0				
3- 9	0- 0	0- 1	NON-CONFERENCE	0- 3	0- 3	3- 2				
2- 2	0- 0	0- 0	HOME	0- 1	0- 1	2- 0				
1- 7	0- 0	0- 1	AWAY	0- 2	0- 2	1- 2				
0- 0	0- 0	0- 0	NEUTRAL	0- 0	0- 0	0- 0				
1- 0	0- 0	0- 0	CONFERENCE	0- 0	0- 0	1- 0				
1- 0	0- 0	0- 0	HOME	0- 0	0- 0	1- 0				
0- 0	0- 0	0- 0	AWAY	0- 0	0- 0	0- 0				
0- 0	0- 0	0- 0	NEUTRAL	0- 0	0- 0	0- 0				

RPI S	Opponent	Score	RPI S	Opponent	Score	RPI S	Opponent	Score	RPI S	Opponent	Score	Team's RPI: 222
40	A St. Mary's (CA)	62 65	56	H Fresno St.	76 79	106	A San Diego St.	78 79	123	A Sacred Heart	69 89	
			72	A Long Island	61 69	128	H Pepperdine	78 80	155	A Oregon	93 102	
			92	A San Diego	52 69	212	H UC Santa Barbara	61 58	291	A San Francisco	82 66	
						292	H Austin Peay	79 69	300	A Loyola Marymount	72 73	
						307	H San Jose St.	71 55				
LAST 12 Division I GAMES:												
212	H UC Santa Barbara	61 58	123	A Sacred Heart	69 89							
106	A San Diego St.	78 79	40	A St. Mary's (CA)	62 65							
300	A Loyola Marymount	72 73	128	H Pepperdine	78 80							
92	A San Diego	52 69	307	H San Jose St.	71 55							
72	A Long Island	61 69	292	H Austin Peay	79 69							
291	A San Francisco	82 66	56	H Fresno St.	76 79							

Non-Div I Games:

Cal Poly

■ Loss,
 ■ Non-Conf, S Site,
 ■ Home
 ■ Away
 N Neutral

Average RPI Win:	238	WON-LOST	WINNING	LAST 10	STRENGTH OF	OPP. STRENGTH	TEAM	ADJ.	CONF.	ADJ CONF.
Average RPI Loss:	139	RECORD	PCT. RANK	GAMES	SCHEDULE	OF SCHEDULE	RPI	RPI	RPI	RPI
DIV. I ONLY	7- 6	152	4- 6	242	145	160	160	17	17	
DIV. I NON-CONF.	6- 5	137	5- 5	285	168	187	187	12	12	
TOTALS	RPI 1-25	RPI 26-50	W-L RECORDS	RPI 51-100	RPI 101-150	RPI 150+				
7- 6	0- 1	0- 1	OVERALL	1- 1	1- 0	5- 3				
3- 1	0- 1	0- 0	HOME	0- 0	1- 0	2- 0				
4- 4	0- 0	0- 1	AWAY	1- 1	0- 0	3- 2				
0- 1	0- 0	0- 0	NEUTRAL	0- 0	0- 0	0- 1				
6- 5	0- 1	0- 1	NON-CONFERENCE	0- 0	1- 0	5- 3				
3- 1	0- 1	0- 0	HOME	0- 0	1- 0	2- 0				
3- 3	0- 0	0- 1	AWAY	0- 0	0- 0	3- 2				
0- 1	0- 0	0- 0	NEUTRAL	0- 0	0- 0	0- 1				
1- 1	0- 0	0- 0	CONFERENCE	1- 1	0- 0	0- 0				
0- 0	0- 0	0- 0	HOME	0- 0	0- 0	0- 0				
1- 1	0- 0	0- 0	AWAY	1- 1	0- 0	0- 0				
0- 0	0- 0	0- 0	NEUTRAL	0- 0	0- 0	0- 0				

RPI 1-25				RPI 26-50				RPI 51-100				RPI 101+ Team's RPI: 160			
RPI	S	Opponent	Score	RPI	S	Opponent	Score	RPI	S	Opponent	Score	RPI	S	Opponent	Score
19	H	Gonzaga	60 73	29	A	Arizona St.	49 63	74	A	Pacific	67 72	128	H	Pepperdine	65 51
								87	A	UC Davis	58 50	173	A	SMU	63 75
												255	A	Northern Ariz.	54 64
												277	A	Sacramento St.	81 64
												278	H	Nevada	76 74
												286	N	Tennessee St.	48 61
												291	A	San Francisco	55 50
												300	H	Loyola Marymount	79 52
												307	A	San Jose St.	81 65
LAST 12 Division I GAMES:															
87	A	UC Davis	58 50	29	A	Arizona St.	49 63	255	A	Northern Ariz.	54 64	19	H	Gonzaga	60 73
74	A	Pacific	67 72					286	N	Tennessee St.	48 61	173	A	SMU	63 75
307	A	San Jose St.	81 65					300	H	Loyola Marymount	79 52				
291	A	San Francisco	55 50												
278	H	Nevada	76 74												
128	H	Pepperdine	65 51												

Non-Div I Games:

Cal St. Fullerton

■ Loss,
■ Non-Conf,
■ S Site,
■ H Home
■ A Away
N Neutral

Average RPI Win:	267	WON-LOST	WINNING	LAST 10	STRENGTH OF	OPP. STRENGTH	TEAM	ADJ.	CONF.	ADJ CONF.
Average RPI Loss:	126	RECORD	PCT. RANK	GAMES	SCHEDULE	OF SCHEDULE	RPI	RPI	RPI	RPI
DIV. I ONLY	7- 7	164	5- 5	236	219	206	206	17	17	
DIV. I NON-CONF.	5- 7	205	3- 7	177	210	173	173	12	12	
TOTALS	RPI 1-25	RPI 26-50	W-L RECORDS	RPI 51-100	RPI 101-150	RPI 150+				
7- 7	0- 0	0- 0	OVERALL	1- 2	0- 3	6- 2				
5- 2	0- 0	0- 0	HOME	1- 1	0- 0	4- 1				
2- 5	0- 0	0- 0	AWAY	0- 1	0- 3	2- 1				
0- 0	0- 0	0- 0	NEUTRAL	0- 0	0- 0	0- 0				
5- 7	0- 0	0- 0	NON-CONFERENCE	1- 2	0- 3	4- 2				
3- 2	0- 0	0- 0	HOME	1- 1	0- 0	2- 1				
2- 5	0- 0	0- 0	AWAY	0- 1	0- 3	2- 1				
0- 0	0- 0	0- 0	NEUTRAL	0- 0	0- 0	0- 0				
2- 0	0- 0	0- 0	CONFERENCE	0- 0	0- 0	2- 0				
2- 0	0- 0	0- 0	HOME	0- 0	0- 0	2- 0				
0- 0	0- 0	0- 0	AWAY	0- 0	0- 0	0- 0				
0- 0	0- 0	0- 0	NEUTRAL	0- 0	0- 0	0- 0				

RPI 1-25				RPI 26-50				RPI 51-100				RPI 101+				Team's RPI: 206	
RPI	S	Opponent	Score	RPI	S	Opponent	Score	RPI	S	Opponent	Score	RPI	S	Opponent	Score		
								56	H	Fresno St.	61	70	128	A	Pepperdine	64	68
								79	A	Oregon St.	63	83	129	A	Washington	67	73
								83	H	West Virginia	48	47	140	A	Portland	66	73
													155	A	Oregon	75	79
													192	H	Santa Clara	72	90
													276	H	UC Riverside	63	55
													291	A	San Francisco	67	59
													298	H	UC Irvine	55	49
													300	A	Loyola Marymount	79	62
													307	H	San Jose St.	85	55
													311	H	Colgate	71	60
LAST 12 Division I GAMES:																	
				276	H	UC Riverside	63	55	307	H	San Jose St.	85	55				
				298	H	UC Irvine	55	49	128	A	Pepperdine	64	68				
				140	A	Portland	66	73	192	H	Santa Clara	72	90				
				155	A	Oregon	75	79	83	H	West Virginia	48	47				
				56	H	Fresno St.	61	70	311	H	Colgate	71	60				
				79	A	Oregon St.	63	83	129	A	Washington	67	73				

Non-Div I Games:

Cal St. Northridge

■ Loss,
■ Non-Conf,
■ S Site,
■ H Home
■ A Away
N Neutral

California

Through Games Of Sunday, January 1, 2012

Average RPI Win:	156	WON-LOST	WINNING	LAST 10	STRENGTH OF	OPP. STRENGTH	TEAM	ADJ.	CONF.	ADJ CONF.
Average RPI Loss:	41	RECORD	PCT. RANK	GAMES	SCHEDULE	OF SCHEDULE	RPI	RPI	RPI	RPI
DIV. I ONLY	9- 5	96	6- 4	61	17	53	53	5	5	
DIV. I NON-CONF.	9- 3	62	8- 2	38	40	51	51	6	6	
TOTALS	RPI 1-25	RPI 26-50	W-L RECORDS	RPI 51-100	RPI 101-150	RPI 150+				
9- 5	1- 2	1- 1	OVERALL	1- 2	1- 0	5- 0				
6- 1	0- 1	0- 0	HOME	1- 0	1- 0	4- 0				
2- 3	0- 1	1- 1	AWAY	0- 1	0- 0	1- 0				
1- 1	1- 0	0- 0	NEUTRAL	0- 1	0- 0	0- 0				
9- 3	1- 2	1- 0	NON-CONFERENCE	1- 1	1- 0	5- 0				
6- 1	0- 1	0- 0	HOME	1- 0	1- 0	4- 0				
2- 1	0- 1	1- 0	AWAY	0- 0	0- 0	1- 0				
1- 1	1- 0	0- 0	NEUTRAL	0- 1	0- 0	0- 0				
0- 2	0- 0	0- 1	CONFERENCE	0- 1	0- 0	0- 0				
0- 0	0- 0	0- 0	HOME	0- 0	0- 0	0- 0				
0- 2	0- 0	0- 1	AWAY	0- 1	0- 0	0- 0				
0- 0	0- 0	0- 0	NEUTRAL	0- 0	0- 0	0- 0				

RPI 1-25				RPI 26-50				RPI 51-100 Team's RPI: 53				RPI 101+			
RPI	S	Opponent	Score	RPI	S	Opponent	Score	RPI	S	Opponent	Score	RPI	S	Opponent	Score
11	A	Rutgers	70 73	36	A	Southern California	54 74	55	H	Illinois	80 56	103	H	UNLV	70 48
14	H	Ohio St.	75 77	40	A	St. Mary's (CA)	65 55	60	N	Texas	60 61	192	H	Santa Clara	75 58
24	N	Virginia	59 50					84	A	UCLA	55 60	210	A	Hawaii	69 54
												248	H	Dartmouth	80 39
												257	H	CSU Bakersfield	86 56
												277	H	Sacramento St.	85 61
LAST 12 Division I GAMES:															
36	A	Southern California	54 74	40	A	St. Mary's (CA)	65 55	103	H	UNLV	70 48				
84	A	UCLA	55 60	257	H	CSU Bakersfield	86 56	24	N	Virginia	59 50				
248	H	Dartmouth	80 39	60	N	Texas	60 61	210	A	Hawaii	69 54				
14	H	Ohio St.	75 77												
192	H	Santa Clara	75 58												
55	H	Illinois	80 56												

Non-Div I Games:

California

■ Loss,
 ■ Non-Conf, S Site,
 ■ Home
 ■ Away
 N Neutral

Average RPI Win:	296	WON-LOST	WINNING	LAST 10	STRENGTH OF	OPP. STRENGTH	TEAM	ADJ.	CONF.	ADJ CONF.
Average RPI Loss:	129	RECORD	PCT. RANK	GAMES	SCHEDULE	OF SCHEDULE	RPI	RPI	RPI	RPI
DIV. I ONLY	6- 4	117	5- 4	339	185	227	227	28	28	
DIV. I NON-CONF.	5- 4	134	5- 4	331	202	215	215	28	28	
TOTALS	RPI 1-25	RPI 26-50	W-L RECORDS	RPI 51-100	RPI 101-150	RPI 150+				
6- 4	0- 0	0- 0	OVERALL	0- 2	0- 1	7- 1				
3- 0	0- 0	0- 0	HOME	0- 0	0- 0	4- 0				
1- 4	0- 0	0- 0	AWAY	0- 2	0- 1	1- 1				
2- 0	0- 0	0- 0	NEUTRAL	0- 0	0- 0	2- 0				
5- 4	0- 0	0- 0	NON-CONFERENCE	0- 2	0- 1	5- 1				
2- 0	0- 0	0- 0	HOME	0- 0	0- 0	2- 0				
1- 4	0- 0	0- 0	AWAY	0- 2	0- 1	1- 1				
2- 0	0- 0	0- 0	NEUTRAL	0- 0	0- 0	2- 0				
2- 0	0- 0	0- 0	CONFERENCE	0- 0	0- 0	2- 0				
2- 0	0- 0	0- 0	HOME	0- 0	0- 0	2- 0				
0- 0	0- 0	0- 0	AWAY	0- 0	0- 0	0- 0				
0- 0	0- 0	0- 0	NEUTRAL	0- 0	0- 0	0- 0				

RPI 1-25			RPI 26-50			RPI 51-100			RPI 101+			Team's RPI: 227
RPI	S	Opponent	Score	RPI	S	Opponent	Score	RPI	S	Opponent	Score	
						80	A UNC Wilmington	73 79	141	A Georgia St.	56 70	
						85	A Stetson	55 70	211	A Elon	88 89	
									254	H Longwood	48 33	
									259	H Western Caro.	59 43	
									261	N Eastern Ky.	64 52	
									295	H Gardner-Webb	62 52	
									329	N Bethune-Cookman	62 46	
									335	H UNC Asheville	82 62	
									342	A N.C. Central	59 41	
LAST 12 Division I GAMES:												
335	H	UNC Asheville	82 62	80	A	UNC Wilmington	73 79					
295	H	Gardner-Webb	62 52	261	N	Eastern Ky.	64 52					
329	N	Bethune-Cookman	62 46	141	A	Georgia St.	56 70					
85	A	Stetson	55 70	254	H	Longwood	48 33					
211	A	Elon	88 89	259	H	Western Caro.	59 43					
				342	A	N.C. Central	59 41					

Non-Div I Games: Montreat 75 58 Winston-Salem 72 60

Campbell

Average RPI Win:	272	WON-LOST	WINNING	LAST 10	STRENGTH OF	OPP. STRENGTH	TEAM	ADJ.	CONF.	ADJ CONF.
Average RPI Loss:	113	RECORD	PCT. RANK	GAMES	SCHEDULE	OF SCHEDULE	RPI	RPI	RPI	RPI
DIV. I ONLY	6- 5	145	6- 4	228	222	174	174	21	21	
DIV. I NON-CONF.	6- 5	137	6- 5	230	221	172	172	22	22	
TOTALS	RPI 1-25	RPI 26-50	W-L RECORDS	RPI 51-100	RPI 101-150	RPI 150+				
6- 5	0- 1	0- 1	OVERALL	0- 2	0- 0	6- 2				
3- 2	0- 0	0- 0	HOME	0- 2	0- 0	3- 0				
3- 3	0- 1	0- 1	AWAY	0- 0	0- 0	3- 2				
0- 0	0- 0	0- 0	NEUTRAL	0- 0	0- 0	0- 0				
6- 5	0- 1	0- 1	NON-CONFERENCE	0- 2	0- 0	6- 1				
3- 2	0- 0	0- 0	HOME	0- 2	0- 0	3- 0				
3- 3	0- 1	0- 1	AWAY	0- 0	0- 0	3- 1				
0- 0	0- 0	0- 0	NEUTRAL	0- 0	0- 0	0- 0				
0- 1	0- 0	0- 0	CONFERENCE	0- 0	0- 0	0- 1				
0- 0	0- 0	0- 0	HOME	0- 0	0- 0	0- 0				
0- 1	0- 0	0- 0	AWAY	0- 0	0- 0	0- 1				
0- 0	0- 0	0- 0	NEUTRAL	0- 0	0- 0	0- 0				

RPI 1-25				RPI 26-50				RPI 51-100				RPI 101+ Team's RPI: 174			
RPI	S	Opponent	Score	RPI	S	Opponent	Score	RPI	S	Opponent	Score	RPI	S	Opponent	Score
14	A	Ohio St.	41 84	32	A	Towson	50 64	62	H	St. Bonaventure	58 74	157	H	Albany (NY)	64 60
								78	H	Eastern Mich.	53 65	161	A	Buffalo	57 62
												186	A	Md.-East. Shore	45 43
												311	H	Colgate	63 42
												317	H	Cornell	62 45
												328	A	Bucknell	55 47
												331	A	Siena	61 67
												333	A	Kent St.	81 64
LAST 12 Division I GAMES:															
331	A	Siena	61 67	311	H	Colgate	63 42								
317	H	Cornell	62 45	328	A	Bucknell	55 47								
157	H	Albany (NY)	64 60	78	H	Eastern Mich.	53 65								
333	A	Kent St.	81 64	186	A	Md.-East. Shore	45 43								
14	A	Ohio St.	41 84	32	A	Towson	50 64								
161	A	Buffalo	57 62	62	H	St. Bonaventure	58 74								

Non-Div I Games:

Canisius

■ Loss,
 ■ Non-Conf, S Site,
 ■ Home
 ■ Away
 N Neutral

Central Ark.

Through Games Of Sunday, January 1, 2012

Average RPI Win:	175	WON-LOST	WINNING	LAST 10	STRENGTH OF	OPP. STRENGTH	TEAM	ADJ.	CONF.	ADJ CONF.
Average RPI Loss:	61	RECORD	PCT. RANK	GAMES	SCHEDULE	OF SCHEDULE	RPI	RPI	RPI	RPI
DIV. I ONLY	6- 3	84	4- 3	102	46	75	75	25	25	
DIV. I NON-CONF.	6- 3	89	5- 3	104	45	80	80	26	26	
TOTALS	RPI 1-25	RPI 26-50	W-L RECORDS	RPI 51-100	RPI 101-150	RPI 150+				
6- 3	0- 1	0- 1	OVERALL	0- 0	2- 1	4- 0				
4- 0	0- 0	0- 0	HOME	0- 0	2- 0	2- 0				
0- 1	0- 0	0- 1	AWAY	0- 0	0- 0	0- 0				
2- 2	0- 1	0- 0	NEUTRAL	0- 0	0- 1	2- 0				
6- 3	0- 1	0- 1	NON-CONFERENCE	0- 0	2- 1	4- 0				
4- 0	0- 0	0- 0	HOME	0- 0	2- 0	2- 0				
0- 1	0- 0	0- 1	AWAY	0- 0	0- 0	0- 0				
2- 2	0- 1	0- 0	NEUTRAL	0- 0	0- 1	2- 0				
0- 0	0- 0	0- 0	CONFERENCE	0- 0	0- 0	0- 0				
0- 0	0- 0	0- 0	HOME	0- 0	0- 0	0- 0				
0- 0	0- 0	0- 0	AWAY	0- 0	0- 0	0- 0				
0- 0	0- 0	0- 0	NEUTRAL	0- 0	0- 0	0- 0				

RPI 1-25				RPI 26-50				RPI 51-100				Team's RPI: 75		RPI 101+			
RPI	S	Opponent	Score	RPI	S	Opponent	Score	RPI	S	Opponent	Score			RPI	S	Opponent	Score
15	N	Georgia Tech	61 67	47	A	Texas Tech	43 76							112	H	Alabama	58 46
														122	N	UMKC	60 64
														150	H	UT Martin	69 65
														156	N	High Point	69 56
														172	H	Ark.-Pine Bluff	61 38
														204	H	Indiana	58 46
														256	N	La.-Monroe	73 55
LAST 12 Division I GAMES:																	
				172	H	Ark.-Pine Bluff	61 38					256	N	La.-Monroe	73 55		
				15	N	Georgia Tech	61 67					112	H	Alabama	58 46		
				156	N	High Point	69 56					204	H	Indiana	58 46		
				150	H	UT Martin	69 65										
				122	N	UMKC	60 64										
				47	A	Texas Tech	43 76										

Non-Div I Games: Ecclesia 90 36 Philander Smith 94 25 Central Baptist 79 48 Paul Quinn 92 35 Central Ark.

Loss, Non-Conf, S Site, H Home A Away N Neutral

Average RPI Win:	244	WON-LOST	WINNING	LAST 10	STRENGTH OF	OPP. STRENGTH	TEAM	ADJ.	CONF.	ADJ CONF.
Average RPI Loss:	115	RECORD	PCT. RANK	GAMES	SCHEDULE	OF SCHEDULE	RPI	RPI	RPI	RPI
DIV. I ONLY	6- 6	164	4- 6	169	257	200	200	20	20	
DIV. I NON-CONF.	6- 4	116	5- 5	218	183	217	217	21	21	
TOTALS	RPI 1-25	RPI 26-50	W-L RECORDS	RPI 51-100	RPI 101-150	RPI 150+				
6- 6	0- 0	0- 3	OVERALL	0- 0	1- 1	5- 3				
5- 2	0- 0	0- 0	HOME	0- 0	1- 1	4- 1				
1- 3	0- 0	0- 2	AWAY	0- 0	0- 0	1- 1				
0- 1	0- 0	0- 0	NEUTRAL	0- 0	0- 0	0- 1				
6- 4	0- 0	0- 3	NON-CONFERENCE	0- 0	1- 0	5- 2				
5- 0	0- 0	0- 0	HOME	0- 0	1- 0	4- 0				
1- 4	0- 0	0- 3	AWAY	0- 0	0- 0	1- 1				
0- 1	0- 0	0- 0	NEUTRAL	0- 0	0- 0	0- 1				
0- 2	0- 0	0- 0	CONFERENCE	0- 0	0- 1	0- 1				
0- 2	0- 0	0- 0	HOME	0- 0	0- 1	0- 1				
0- 0	0- 0	0- 0	AWAY	0- 0	0- 0	0- 0				
0- 0	0- 0	0- 0	NEUTRAL	0- 0	0- 0	0- 0				

RPI 1-25			RPI 26-50			RPI 51-100			RPI 101+			Team's RPI: 200
RPI	S	Opponent	Score	RPI	S	Opponent	Score	RPI	S	Opponent	Score	
				31	A	Hofstra	60 67					
				37	A	James Madison	64 71			105	H	Holy Cross 63 54
				46	A	Hartford	56 65			123	H	Sacred Heart 40 53
										170	N	Auburn 40 49
										179	A	Boston College 49 57
										197	H	New Hampshire 83 44
										198	A	Massachusetts 58 55
										217	H	Bryant 62 68
										308	H	Rhode Island 50 45
										326	H	Maine 53 48
										331	H	Siena 51 47
LAST 12 Division I GAMES:												
				31	A	Hofstra	60 67			179	A	Boston College 49 57
				37	A	James Madison	64 71			217	H	Bryant 62 68
				331	H	Siena	51 47			170	N	Auburn 40 49
				308	H	Rhode Island	50 45			197	H	New Hampshire 83 44
				123	H	Sacred Heart	40 53			46	A	Hartford 56 65
				105	H	Holy Cross	63 54			198	A	Massachusetts 58 55

Non-Div I Games:

Central Conn. St.

■ Loss,
 ■ Non-Conf,
 ■ S Site,
 ■ H Home
 ■ A Away
 N Neutral

Average RPI Win:	180	WON-LOST	WINNING	LAST 10	STRENGTH OF	OPP. STRENGTH	TEAM	ADJ.	CONF.	ADJ CONF.
Average RPI Loss:	108	RECORD	PCT. RANK	GAMES	SCHEDULE	OF SCHEDULE	RPI	RPI	RPI	RPI
DIV. I ONLY	7- 6	152	7- 2	84	132	91	91	12	12	
DIV. I NON-CONF.	7- 6	150	7- 4	89	130	90	90	13	13	
TOTALS	RPI 1-25	RPI 26-50	W-L RECORDS	RPI 51-100	RPI 101-150	RPI 150+				
7- 6	1- 0	0- 1	OVERALL	1- 1	0- 3	5- 1				
1- 2	1- 0	0- 1	HOME	0- 0	0- 1	0- 0				
3- 2	0- 0	0- 0	AWAY	1- 0	0- 1	2- 1				
3- 2	0- 0	0- 0	NEUTRAL	0- 1	0- 1	3- 0				
7- 6	1- 0	0- 1	NON-CONFERENCE	1- 1	0- 3	5- 1				
1- 2	1- 0	0- 1	HOME	0- 0	0- 1	0- 0				
3- 2	0- 0	0- 0	AWAY	1- 0	0- 1	2- 1				
3- 2	0- 0	0- 0	NEUTRAL	0- 1	0- 1	3- 0				
0- 0	0- 0	0- 0	CONFERENCE	0- 0	0- 0	0- 0				
0- 0	0- 0	0- 0	HOME	0- 0	0- 0	0- 0				
0- 0	0- 0	0- 0	AWAY	0- 0	0- 0	0- 0				
0- 0	0- 0	0- 0	NEUTRAL	0- 0	0- 0	0- 0				

RPI 1-25				RPI 26-50				RPI 51-100				Team's RPI: 91	RPI 101+			
RPI	S	Opponent	Score	RPI	S	Opponent	Score	RPI	S	Opponent	Score		RPI	S	Opponent	Score
23	H	Purdue	75 62	30	H	Northwestern	60 69	66	N	Hampton	51 77		113	H	Bradley	79 86
								86	A	Wichita St.	58 49		127	A	Pittsburgh	70 77
													132	N	South Fla.	80 86
													181	A	Robert Morris	55 64
													187	A	Ole Miss	78 75
													194	N	Col. of Charleston	72 69
													196	A	Wright St.	65 60
													254	N	Longwood	70 59
													319	N	Southeast Mo. St.	100 59
LAST 12 Division I GAMES:																
254	N	Longwood	70 59	194	N	Col. of Charleston	72 69									
319	N	Southeast Mo. St.	100 59	66	N	Hampton	51 77									
187	A	Ole Miss	78 75	196	A	Wright St.	65 60									
23	H	Purdue	75 62	132	N	South Fla.	80 86									
113	H	Bradley	79 86	127	A	Pittsburgh	70 77									
86	A	Wichita St.	58 49	181	A	Robert Morris	55 64									

Non-Div I Games: Alas. Anchorage 90 84

Central Mich.

Average RPI Win:	229	WON-LOST	WINNING	LAST 10	STRENGTH OF	OPP. STRENGTH	TEAM	ADJ.	CONF.	ADJ CONF.
Average RPI Loss:	152	RECORD	PCT. RANK	GAMES	SCHEDULE	OF SCHEDULE	RPI	RPI	RPI	RPI
DIV. I ONLY	5- 4	144	4- 4	301	101	189	189	28	28	
DIV. I NON-CONF.	4- 4	158	4- 4	305	95	193	193	28	28	
TOTALS	RPI 1-25	RPI 26-50	W-L RECORDS	RPI 51-100	RPI 101-150	RPI 150+				
5- 4	0- 0	0- 1	OVERALL	0- 1	0- 0	5- 2				
2- 1	0- 0	0- 0	HOME	0- 1	0- 0	2- 0				
2- 3	0- 0	0- 0	AWAY	0- 0	0- 0	2- 2				
1- 0	0- 0	0- 0	NEUTRAL	0- 0	0- 0	1- 0				
4- 4	0- 0	0- 1	NON-CONFERENCE	0- 1	0- 0	4- 2				
1- 1	0- 0	0- 0	HOME	0- 1	0- 0	1- 0				
2- 3	0- 0	0- 1	AWAY	0- 0	0- 0	2- 2				
1- 0	0- 0	0- 0	NEUTRAL	0- 0	0- 0	1- 0				
1- 0	0- 0	0- 0	CONFERENCE	0- 0	0- 0	1- 0				
1- 0	0- 0	0- 0	HOME	0- 0	0- 0	1- 0				
0- 0	0- 0	0- 0	AWAY	0- 0	0- 0	0- 0				
0- 0	0- 0	0- 0	NEUTRAL	0- 0	0- 0	0- 0				

RPI S	Opponent	Score	RPI S	Opponent	Score	RPI S	Opponent	Score	RPI S	Opponent	Score	Team's RPI: 189
49	A Florida	59 83	80	H UNC Wilmington	70 72	158	H Furman	80 78	194	A Col. of Charleston	64 45	
						213	H Presbyterian	76 67	220	A South Carolina St.	65 68	
						253	A Clemson	82 77	259	A Western Caro.	65 69	
						326	N Maine	78 63				
LAST 12 Division I GAMES:												
80	H UNC Wilmington	70 72	213	H Presbyterian	76 67							
253	A Clemson	82 77	326	N Maine	78 63							
194	A Col. of Charleston	64 45	49	A Florida	59 83							
220	A South Carolina St.	65 68										
259	A Western Caro.	65 69										
158	H Furman	80 78										

Non-Div I Games: Southern Wesleyan 115 57 Voorhees 67 39 Bluefield Col. 81 43

Charleston So.

Average RPI Win:	212	WON-LOST	WINNING	LAST 10	STRENGTH OF	OPP. STRENGTH	TEAM	ADJ.	CONF.	ADJ CONF.
Average RPI Loss:	71	RECORD	PCT. RANK	GAMES	SCHEDULE	OF SCHEDULE	RPI	RPI	RPI	RPI
DIV. I ONLY	7- 6	152	4- 6	83	134	97	97	9	9	
DIV. I NON-CONF.	7- 6	150	6- 6	84	131	98	98	9	9	
TOTALS	RPI 1-25	RPI 26-50	W-L RECORDS	RPI 51-100	RPI 101-150	RPI 150+				
7- 6	0- 1	0- 2	OVERALL	0- 2	1- 0	6- 1				
4- 1	0- 0	0- 0	HOME	0- 1	0- 0	4- 0				
2- 3	0- 1	0- 1	AWAY	0- 0	1- 0	1- 0				
1- 2	0- 0	0- 1	NEUTRAL	0- 0	0- 0	1- 1				
7- 6	0- 1	0- 2	NON-CONFERENCE	0- 2	1- 0	6- 1				
4- 1	0- 0	0- 0	HOME	0- 1	0- 0	4- 0				
2- 3	0- 1	0- 1	AWAY	0- 1	1- 0	1- 0				
1- 2	0- 0	0- 1	NEUTRAL	0- 0	0- 0	1- 1				
0- 0	0- 0	0- 0	CONFERENCE	0- 0	0- 0	0- 0				
0- 0	0- 0	0- 0	HOME	0- 0	0- 0	0- 0				
0- 0	0- 0	0- 0	AWAY	0- 0	0- 0	0- 0				
0- 0	0- 0	0- 0	NEUTRAL	0- 0	0- 0	0- 0				

RPI 1-25				RPI 26-50				RPI 51-100				Team's RPI: 97	RPI 101+			
RPI	S	Opponent	Score	RPI	S	Opponent	Score	RPI	S	Opponent	Score		RPI	S	Opponent	Score
14	A	Ohio St.	58 88	41	A	Florida St.	62 64	72	A	Long Island	72 81		126	A	VCU	68 58
				49	N	Florida	73 82	80	H	UNC Wilmington	73 74		157	N	Albany (NY)	61 59
													170	N	Auburn	58 68
													211	H	Elon	89 58
													213	H	Presbyterian	58 42
													215	A	Virginia Tech	71 65
													279	H	N.C. A&T	87 63
													280	H	Arkansas St.	78 48
LAST 12 Division I GAMES:																
				49	N	Florida	73 82						157	N	Albany (NY)	61 59
				72	A	Long Island	72 81						170	N	Auburn	58 68
				126	A	VCU	68 58						279	H	N.C. A&T	87 63
				211	H	Elon	89 58						14	A	Ohio St.	58 88
				215	A	Virginia Tech	71 65						80	H	UNC Wilmington	73 74
				280	H	Arkansas St.	78 48						41	A	Florida St.	62 64

Non-Div I Games:

Charlotte

Chattanooga

Through Games Of Sunday, January 1, 2012

Average RPI Win:	226	WON-LOST	WINNING	LAST 10	STRENGTH OF	OPP. STRENGTH	TEAM	ADJ.	CONF.	ADJ CONF.
Average RPI Loss:	64	RECORD	PCT. RANK	GAMES	SCHEDULE	OF SCHEDULE	RPI	RPI	RPI	RPI
DIV. I ONLY	8- 3	67	7- 3	178	140	76	76	18	18	
DIV. I NON-CONF.	5- 3	106	5- 3	88	169	55	55	15	15	
TOTALS	RPI 1-25	RPI 26-50	W-L RECORDS	RPI 51-100	RPI 101-150	RPI 150+				
8- 3	0- 1	0- 0	OVERALL	1- 2	0- 0	7- 0				
4- 0	0- 0	0- 0	HOME	1- 0	0- 0	3- 0				
4- 1	0- 1	0- 0	AWAY	0- 0	0- 0	4- 0				
0- 2	0- 0	0- 0	NEUTRAL	0- 2	0- 0	0- 0				
5- 3	0- 1	0- 0	NON-CONFERENCE	1- 2	0- 0	4- 0				
3- 0	0- 0	0- 0	HOME	1- 0	0- 0	2- 0				
2- 1	0- 1	0- 0	AWAY	0- 0	0- 0	2- 0				
0- 2	0- 0	0- 0	NEUTRAL	0- 2	0- 0	0- 0				
3- 0	0- 0	0- 0	CONFERENCE	0- 0	0- 0	3- 0				
1- 0	0- 0	0- 0	HOME	0- 0	0- 0	1- 0				
2- 0	0- 0	0- 0	AWAY	0- 0	0- 0	2- 0				
0- 0	0- 0	0- 0	NEUTRAL	0- 0	0- 0	0- 0				

RPI 1-25				RPI 26-50				RPI 51-100				RPI 101+			
RPI	S	Opponent	Score	RPI	S	Opponent	Score	RPI	S	Opponent	Score	RPI	S	Opponent	Score
5	A	Baylor	31 91					90	N	Cincinnati	50 51	162	A	Indiana St.	75 54
								93	H	UAB	65 59	211	A	Elon	59 46
								98	N	Idaho St.	62 65	238	A	East Tenn. St.	88 80
												259	H	Western Caro.	64 58
												260	A	UNC Greensboro	63 46
												271	H	Kennesaw St.	76 39
												315	H	Belmont	75 42
LAST 12 Division I GAMES:															
				90	N	Cincinnati	50 51	238	A	East Tenn. St.	88 80				
				98	N	Idaho St.	62 65	259	H	Western Caro.	64 58				
				162	A	Indiana St.	75 54	315	H	Belmont	75 42				
				5	A	Baylor	31 91	271	H	Kennesaw St.	76 39				
				93	H	UAB	65 59	211	A	Elon	59 46				
								260	A	UNC Greensboro	63 46				

Non-Div I Games:

Chattanooga

■ Loss,
 ■ Non-Conf, S Site,
 ■ Home
 ■ Away
 N Neutral

Average RPI Win:	321	WON-LOST	WINNING	LAST 10	STRENGTH OF	OPP. STRENGTH	TEAM	ADJ.	CONF.	ADJ CONF.
Average RPI Loss:	180	RECORD	PCT. RANK	GAMES	SCHEDULE	OF SCHEDULE	RPI	RPI	RPI	RPI
DIV. I ONLY	1- 14	336	1- 9	184	302	323	323	33	33	
DIV. I NON-CONF.	1- 14	336	1- 11	189	304	324	324	33	33	
TOTALS	RPI 1-25	RPI 26-50	W-L RECORDS	RPI 51-100	RPI 101-150	RPI 150+				
1- 14	0- 1	0- 0	OVERALL	0- 2	0- 1	1- 10				
1- 6	0- 0	0- 0	HOME	0- 1	0- 1	1- 4				
0- 6	0- 1	0- 0	AWAY	0- 1	0- 0	0- 4				
0- 2	0- 0	0- 0	NEUTRAL	0- 0	0- 0	0- 2				
1- 14	0- 1	0- 0	NON-CONFERENCE	0- 2	0- 1	1- 10				
1- 6	0- 0	0- 0	HOME	0- 1	0- 1	1- 4				
0- 6	0- 1	0- 0	AWAY	0- 1	0- 0	0- 4				
0- 2	0- 0	0- 0	NEUTRAL	0- 0	0- 0	0- 2				
0- 0	0- 0	0- 0	CONFERENCE	0- 0	0- 0	0- 0				
0- 0	0- 0	0- 0	HOME	0- 0	0- 0	0- 0				
0- 0	0- 0	0- 0	AWAY	0- 0	0- 0	0- 0				
0- 0	0- 0	0- 0	NEUTRAL	0- 0	0- 0	0- 0				

RPI 1-25				RPI 26-50				RPI 51-100				RPI 101+ Team's RPI: 323			
RPI	S	Opponent	Score	RPI	S	Opponent	Score	RPI	S	Opponent	Score	RPI	S	Opponent	Score
23	A	Purdue	49 76					66	H	Hampton	39 66	143	H	UNI	54 88
								67	A	Miami (OH)	60 74	162	H	Indiana St.	59 67
												171	N	Marshall	48 72
												188	H	Northern Ill.	40 73
												191	H	Loyola Chicago	34 77
												208	A	Akron	48 82
												228	A	Milwaukee	48 79
												233	A	Ohio	37 65
												261	N	Eastern Ky.	56 67
												281	H	Rice	50 77
												296	A	Southern Ill.	54 76
												321	H	Western Mich.	70 65
LAST 12 Division I GAMES:															
208	A	Akron	48 82	67	A	Miami (OH)	60 74								
171	N	Marshall	48 72	162	H	Indiana St.	59 67								
66	H	Hampton	39 66	228	A	Milwaukee	48 79								
233	A	Ohio	37 65	188	H	Northern Ill.	40 73								
23	A	Purdue	49 76	321	H	Western Mich.	70 65								
296	A	Southern Ill.	54 76	261	N	Eastern Ky.	56 67								

Non-Div I Games:

Chicago St.

■ Loss,
■ Non-Conf,
■ S Site,
■ H Home
■ A Away
N Neutral

Average RPI Win:	178	WON-LOST	WINNING	LAST 10	STRENGTH OF	OPP. STRENGTH	TEAM	ADJ.	CONF.	ADJ CONF.
Average RPI Loss:	108	RECORD	PCT. RANK	GAMES	SCHEDULE	OF SCHEDULE	RPI	RPI	RPI	RPI
DIV. I ONLY	9- 4	83	5- 4	183	65	90	90	2	2	
DIV. I NON-CONF.	9- 3	62	7- 3	241	65	111	111	2	2	
TOTALS	RPI 1-25	RPI 26-50	W-L RECORDS	RPI 51-100	RPI 101-150	RPI 150+				
9- 4	0- 0	1- 1	OVERALL	1- 1	1- 0	6- 2				
5- 1	0- 0	1- 1	HOME	0- 0	0- 0	4- 0				
1- 3	0- 0	0- 0	AWAY	0- 1	0- 0	1- 2				
3- 0	0- 0	0- 0	NEUTRAL	1- 0	1- 0	1- 0				
9- 3	0- 0	1- 0	NON-CONFERENCE	1- 1	1- 0	6- 2				
5- 0	0- 0	1- 0	HOME	0- 0	0- 0	4- 0				
1- 3	0- 0	0- 0	AWAY	0- 1	0- 0	1- 2				
3- 0	0- 0	0- 0	NEUTRAL	1- 0	1- 0	1- 0				
0- 1	0- 0	0- 1	CONFERENCE	0- 0	0- 0	0- 0				
0- 1	0- 0	0- 1	HOME	0- 0	0- 0	0- 0				
0- 0	0- 0	0- 0	AWAY	0- 0	0- 0	0- 0				
0- 0	0- 0	0- 0	NEUTRAL	0- 0	0- 0	0- 0				

RPI S	Opponent	Score	RPI S	Opponent	Score	RPI S	Opponent	Score	RPI S	Opponent	Score
27	H Louisville	59 64	43	H Dayton	75 64	67	A Miami (OH)	69 74	102	N South Dakota St.	55 22
						76	N Chattanooga	51 50	156	N High Point	62 40
									165	A Xavier	60 69
									171	A Marshall	47 55
									199	H Morgan St.	64 60
									215	A Virginia Tech	66 55
									254	H Longwood	70 54
									267	H IPFW	74 42
									294	H Evansville	64 34
LAST 12 Division I GAMES:											
156	N High Point	62 40	215	A Virginia Tech	66 55						
199	H Morgan St.	64 60	254	H Longwood	70 54						
76	N Chattanooga	51 50	67	A Miami (OH)	69 74						
102	N South Dakota St.	55 22	27	H Louisville	59 64						
294	H Evansville	64 34	171	A Marshall	47 55						
43	H Dayton	75 64	165	A Xavier	60 69						

Non-Div I Games: Indianapolis 43 50

Cincinnati

Average RPI Win:	217	WON-LOST	WINNING	LAST 10	STRENGTH OF	OPP. STRENGTH	TEAM	ADJ.	CONF.	ADJ CONF.
Average RPI Loss:	148	RECORD	PCT. RANK	GAMES	SCHEDULE	OF SCHEDULE	RPI	RPI	RPI	RPI
DIV. I ONLY	4- 7	224	2- 8	176	264	253	253	6	6	
DIV. I NON-CONF.	4- 7	227	4- 7	183	268	257	257	5	5	
TOTALS	RPI 1-25	RPI 26-50	W-L RECORDS	RPI 51-100	RPI 101-150	RPI 150+				
4- 7	0- 0	0- 1	OVERALL	0- 2	1- 1	3- 4				
3- 4	0- 0	0- 1	HOME	0- 2	1- 0	2- 2				
1- 3	0- 0	0- 0	AWAY	0- 0	0- 1	1- 2				
0- 0	0- 0	0- 0	NEUTRAL	0- 0	0- 0	0- 0				
4- 7	0- 0	0- 1	NON-CONFERENCE	0- 2	1- 1	3- 3				
3- 4	0- 0	0- 1	HOME	0- 2	1- 0	2- 1				
1- 3	0- 0	0- 0	AWAY	0- 0	0- 1	1- 2				
0- 0	0- 0	0- 0	NEUTRAL	0- 0	0- 0	0- 0				
0- 1	0- 0	0- 0	CONFERENCE	0- 0	0- 0	0- 1				
0- 1	0- 0	0- 0	HOME	0- 0	0- 0	0- 1				
0- 0	0- 0	0- 0	AWAY	0- 0	0- 0	0- 0				
0- 0	0- 0	0- 0	NEUTRAL	0- 0	0- 0	0- 0				

RPI S	Opponent	Score	RPI S	Opponent	Score	RPI S	Opponent	Score	RPI S	Opponent	Score	Team's RPI: 253
45	H South Carolina	48 65	55	H Illinois	50 61	118	A Providence	63 73				
			93	H UAB	36 51	149	H Davidson	72 62				
						158	A Furman	68 67				
						189	H Charleston So.	77 82				
						193	A Oakland	51 63				
						215	H Virginia Tech	33 55				
						220	H South Carolina St.	83 38				
						279	A N.C. A&T	66 76				
						342	H N.C. Central	68 48				
LAST 12 Division I GAMES:												
215	H Virginia Tech	33 55	93	H UAB	36 51							
158	A Furman	68 67	118	A Providence	63 73							
279	A N.C. A&T	66 76	342	H N.C. Central	68 48							
45	H South Carolina	48 65	193	A Oakland	51 63							
220	H South Carolina St.	83 38	189	H Charleston So.	77 82							
149	H Davidson	72 62	55	H Illinois	50 61							

Non-Div I Games:

Clemson

Average RPI Win:	289	WON-LOST	WINNING	LAST 10	STRENGTH OF	OPP. STRENGTH	TEAM	ADJ.	CONF.	ADJ CONF.
Average RPI Loss:	170	RECORD	PCT. RANK	GAMES	SCHEDULE	OF SCHEDULE	RPI	RPI	RPI	RPI
DIV. I ONLY	4- 7	224	3- 6	264	284	284	284	13	13	
DIV. I NON-CONF.	4- 6	211	4- 6	284	279	290	290	16	16	
TOTALS	RPI 1-25	RPI 26-50	W-L RECORDS	RPI 51-100	RPI 101-150	RPI 150+				
4- 7	0- 0	0- 0	OVERALL	0- 2	0- 1	4- 4				
2- 3	0- 0	0- 0	HOME	0- 1	0- 0	2- 2				
1- 4	0- 0	0- 0	AWAY	0- 1	0- 1	1- 2				
1- 0	0- 0	0- 0	NEUTRAL	0- 0	0- 0	1- 0				
4- 6	0- 0	0- 0	NON-CONFERENCE	0- 2	0- 1	4- 3				
2- 3	0- 0	0- 0	HOME	0- 1	0- 0	2- 2				
1- 3	0- 0	0- 0	AWAY	0- 1	0- 1	1- 1				
1- 0	0- 0	0- 0	NEUTRAL	0- 0	0- 0	1- 0				
0- 1	0- 0	0- 0	CONFERENCE	0- 0	0- 0	0- 1				
0- 0	0- 0	0- 0	HOME	0- 0	0- 0	0- 0				
0- 1	0- 0	0- 0	AWAY	0- 0	0- 0	0- 1				
0- 0	0- 0	0- 0	NEUTRAL	0- 0	0- 0	0- 0				

RPI 1-25			RPI 26-50			RPI 51-100			RPI 101+			Team's RPI: 284
RPI	S	Opponent	Score	RPI	S	Opponent	Score	RPI	S	Opponent	Score	
						55 H Illinois	42 72	144 A Fordham		43 52		
						96 A Toledo	42 81	183 A Youngstown St.		48 70		
								187 A Ole Miss		63 74		
								208 H Akron		74 84		
								233 H Ohio		66 56		
								286 H Tennessee St.		74 56		
								316 N Murray St.		68 61		
								317 H Cornell		59 79		
								321 A Western Mich.		72 66		
LAST 12 Division I GAMES:												
183	A	Youngstown St.	48 70	187	A	Ole Miss	63 74					
321	A	Western Mich.	72 66	316	N	Murray St.	68 61					
144	A	Fordham	43 52	96	A	Toledo	42 81					
55	H	Illinois	42 72	233	H	Ohio	66 56					
286	H	Tennessee St.	74 56	208	H	Akron	74 84					
				317	H	Cornell	59 79					

Non-Div I Games: Lake Erie 62 48

Cleveland St.

Average RPI Win: 235		WON-LOST	WINNING	LAST 10	STRENGTH OF	OPP. STRENGTH	TEAM	ADJ.	CONF.	ADJ CONF.
Average RPI Loss: 257		RECORD	PCT. RANK	GAMES	SCHEDULE	OF SCHEDULE	RPI	RPI	RPI	RPI
DIV. I ONLY		4- 2	84	4- 2	340	107	252	252	28	28
DIV. I NON-CONF.		3- 2	116	3- 2	342	58	286	286	28	28
TOTALS	RPI 1-25		RPI 26-50		W-L RECORDS		RPI 51-100		RPI 101-150	RPI 150+
4- 2	0- 0		0- 0		OVERALL		0- 0		0- 0	5- 2
3- 0	0- 0		0- 0		HOME		0- 0		0- 0	4- 0
1- 1	0- 0		0- 0		AWAY		0- 0		0- 0	1- 1
0- 1	0- 0		0- 0		NEUTRAL		0- 0		0- 0	0- 1
3- 2	0- 0		0- 0		NON-CONFERENCE		0- 0		0- 0	3- 2
2- 0	0- 0		0- 0		HOME		0- 0		0- 0	2- 0
1- 1	0- 0		0- 0		AWAY		0- 0		0- 0	1- 1
0- 1	0- 0		0- 0		NEUTRAL		0- 0		0- 0	0- 1
2- 0	0- 0		0- 0		CONFERENCE		0- 0		0- 0	2- 0
2- 0	0- 0		0- 0		HOME		0- 0		0- 0	2- 0
0- 0	0- 0		0- 0		AWAY		0- 0		0- 0	0- 0
0- 0	0- 0		0- 0		NEUTRAL		0- 0		0- 0	0- 0

RPI 1-25				RPI 26-50				RPI 51-100				RPI 101+				Team's RPI: 252	
RPI	S	Opponent	Score	RPI	S	Opponent	Score	RPI	S	Opponent	Score	RPI	S	Opponent	Score		
												194	H	Col. of Charleston	59	36	
												213	H	Presbyterian	52	49	
												220	N	South Carolina St.	59	61	
												239	H	Winthrop	58	54	
												259	A	Western Caro.	66	56	
												272	H	S.C. Upstate	61	56	
												293	A	North Florida	37	67	
LAST 12 Division I GAMES:																	
				213	H	Presbyterian	52 49	272	H	S.C. Upstate	61 56						
				239	H	Winthrop	58 54	220	N	South Carolina St.	59 61						
								293	A	North Florida	37 67						
								259	A	Western Caro.	66 56						
								194	H	Col. of Charleston	59 36						

[illegible]

■ Loss, ■ Non-Conf, S Site, H Home A Away N Neutral

Average RPI Win:	287	WON-LOST	WINNING	LAST 10	STRENGTH OF	OPP. STRENGTH	TEAM	ADJ.	CONF.	ADJ CONF.
Average RPI Loss:	105	RECORD	PCT. RANK	GAMES	SCHEDULE	OF SCHEDULE	RPI	RPI	RPI	RPI
DIV. I ONLY	2- 10	303	1- 8	7	314	194	194	18	18	
DIV. I NON-CONF.	1- 7	315	0- 7	6	179	170	170	15	15	
TOTALS	RPI 1-25	RPI 26-50	W-L RECORDS	RPI 51-100	RPI 101-150	RPI 150+				
2- 10	0- 2	0- 2	OVERALL	0- 1	0- 2	2- 3				
2- 3	0- 1	0- 0	HOME	0- 0	0- 0	2- 2				
0- 6	0- 1	0- 2	AWAY	0- 0	0- 2	0- 1				
0- 1	0- 0	0- 0	NEUTRAL	0- 1	0- 0	0- 0				
1- 7	0- 2	0- 2	NON-CONFERENCE	0- 1	0- 0	1- 2				
1- 2	0- 1	0- 0	HOME	0- 0	0- 0	1- 1				
0- 4	0- 1	0- 2	AWAY	0- 0	0- 0	0- 1				
0- 1	0- 0	0- 0	NEUTRAL	0- 1	0- 0	0- 0				
1- 3	0- 0	0- 0	CONFERENCE	0- 0	0- 2	1- 1				
1- 1	0- 0	0- 0	HOME	0- 0	0- 0	1- 1				
0- 2	0- 0	0- 0	AWAY	0- 0	0- 2	0- 0				
0- 0	0- 0	0- 0	NEUTRAL	0- 0	0- 0	0- 0				

RPI 1-25				RPI 26-50				RPI 51-100				RPI 101+ Team's RPI: 194			
RPI	S	Opponent	Score	RPI	S	Opponent	Score	RPI	S	Opponent	Score	RPI	S	Opponent	Score
3	H	Connecticut	24 72	42	A	Tulane	42 57	91	N	Central Mich.	69 72	101	A	Appalachian St.	52 71
21	A	Georgia	48 73	45	A	South Carolina	40 59					149	A	Davidson	39 56
												158	H	Furman	51 60
												189	H	Charleston So.	45 64
												252	A	Coastal Caro.	36 59
												265	H	East Carolina	58 43
												309	H	Wofford	49 44
LAST 12 Division I GAMES:															
42	A	Tulane	42 57	91	N	Central Mich.	69 72								
3	H	Connecticut	24 72	189	H	Charleston So.	45 64								
101	A	Appalachian St.	52 71	45	A	South Carolina	40 59								
149	A	Davidson	39 56	21	A	Georgia	48 73								
309	H	Wofford	49 44	252	A	Coastal Caro.	36 59								
158	H	Furman	51 60	265	H	East Carolina	58 43								

Non-Div I Games: Wingate

60 69

Col. of Charleston

■ Loss,
 ■ Non-Conf,
 ■ S Site,
 ■ H Home
 ■ A Away
 N Neutral

Average RPI Win: 285				Through Games of Sunday, January 17, 2015						
Average RPI Loss: 177		WON-LOST RECORD	WINNING PCT. RANK	LAST 10 GAMES	STRENGTH OF SCHEDULE	OPP. STRENGTH OF SCHEDULE	TEAM RPI	ADJ. RPI	CONF. RPI	ADJ CONF. RPI
DIV. I ONLY		3- 12	295	3- 7	240	308	311	311	29	29
DIV. I NON-CONF.		3- 12	288	3- 9	242	313	314	314	29	29
TOTALS		RPI 1-25	RPI 26-50	W-L RECORDS		RPI 51-100	RPI 101-150	RPI 150+		
3- 12	0- 0		0- 0	OVERALL		0- 4	0- 1	3- 7		
2- 4	0- 0		0- 0	HOME		0- 1	0- 1	2- 2		
1- 6	0- 0		0- 0	AWAY		0- 2	0- 0	1- 4		
0- 2	0- 0		0- 0	NEUTRAL		0- 1	0- 0	0- 1		
3- 12	0- 0		0- 0	NON-CONFERENCE		0- 4	0- 1	3- 7		
2- 4	0- 0		0- 0	HOME		0- 1	0- 1	2- 2		
1- 6	0- 0		0- 0	AWAY		0- 2	0- 0	1- 4		
0- 2	0- 0		0- 0	NEUTRAL		0- 1	0- 0	0- 1		
0- 0	0- 0		0- 0	CONFERENCE		0- 0	0- 0	0- 0		
0- 0	0- 0		0- 0	HOME		0- 0	0- 0	0- 0		
0- 0	0- 0		0- 0	AWAY		0- 0	0- 0	0- 0		
0- 0	0- 0		0- 0	NEUTRAL		0- 0	0- 0	0- 0		

RPI 1-25				RPI 26-50				RPI 51-100				RPI 101+				Team's RPI: 311	
RPI	S	Opponent	Score	RPI	S	Opponent	Score	RPI	S	Opponent	Score	RPI	S	Opponent	Score		
								62	H	St. Bonaventure	49	68	123	H	Sacred Heart	51	78
								84	N	UCLA	48	68	174	A	Canisius	42	63
								92	A	San Diego	73	75	205	H	Iona	75	50
								99	A	Syracuse	32	83	206	A	Cal St. Northridge	60	71
													217	H	Bryant	74	76
													234	A	Vermont	49	61
													248	N	Dartmouth	50	56
													262	H	Niagara	60	61
													317	A	Cornell	56	59
													324	H	Wagner	71	59
													325	A	NJIT	54	44
LAST 12 Division I GAMES:																	
205	H	Iona	75	50	99	A	Syracuse	32	83								
62	H	St. Bonaventure	49	68	92	A	San Diego	73	75								
325	A	NJIT	54	44	84	N	UCLA	48	68								
324	H	Wagner	71	59	206	A	Cal St. Northridge	60	71								
174	A	Canisius	42	63	123	H	Sacred Heart	51	78								
262	H	Niagara	60	61	248	N	Dartmouth	50	56								

Non-Div I Games:

Colgate

Loss, Non-Conf, S Site, H Home A Away N Neutral

Average RPI Win:	230	WON-LOST	WINNING	LAST 10	STRENGTH OF	OPP. STRENGTH	TEAM	ADJ.	CONF.	ADJ CONF.
Average RPI Loss:	0	RECORD	PCT. RANK	GAMES	SCHEDULE	OF SCHEDULE	RPI	RPI	RPI	RPI
DIV. I ONLY	12- 0	1	10- 0	336	91	88	88	5	5	
DIV. I NON-CONF.	11- 0	1	11- 0	338	92	104	104	6	6	
TOTALS	RPI 1-25	RPI 26-50	W-L RECORDS	RPI 51-100	RPI 101-150	RPI 150+				
12- 0	0- 0	0- 0	OVERALL	1- 0	1- 0	10- 0				
7- 0	0- 0	0- 0	HOME	0- 0	1- 0	6- 0				
3- 0	0- 0	0- 0	AWAY	0- 0	0- 0	3- 0				
2- 0	0- 0	0- 0	NEUTRAL	1- 0	0- 0	1- 0				
11- 0	0- 0	0- 0	NON-CONFERENCE	1- 0	1- 0	9- 0				
7- 0	0- 0	0- 0	HOME	0- 0	1- 0	6- 0				
2- 0	0- 0	0- 0	AWAY	0- 0	0- 0	2- 0				
2- 0	0- 0	0- 0	NEUTRAL	1- 0	0- 0	1- 0				
1- 0	0- 0	0- 0	CONFERENCE	0- 0	0- 0	1- 0				
0- 0	0- 0	0- 0	HOME	0- 0	0- 0	0- 0				
1- 0	0- 0	0- 0	AWAY	0- 0	0- 0	1- 0				
0- 0	0- 0	0- 0	NEUTRAL	0- 0	0- 0	0- 0				

RPI 1-25			RPI 26-50			RPI 51-100			Team's RPI: 88	RPI 101+		
RPI	S	Opponent	Score	RPI	S	Opponent	Score	RPI	S	Opponent	Score	
						65 N	Creighton	52	49	124 H	Wisconsin	58 48
										159 A	Utah	58 52
										163 H	Denver	71 36
										241 N	Tex.-Pan American	67 49
										250 A	Colorado St.	72 53
										255 H	Northern Ariz.	84 60
										269 H	Valparaiso	60 32
										291 H	San Francisco	84 66
										297 H	Idaho	68 59
										310 A	A&M-Corpus Christi	71 58
										330 H	Weber St.	77 59
LAST 12 Division I GAMES:												
						65 N	Creighton	52	49	159 A	Utah	58 52
						241 N	Tex.-Pan American	67	49	124 H	Wisconsin	58 48
						330 H	Weber St.	77	59	269 H	Valparaiso	60 32
						163 H	Denver	71	36	250 A	Colorado St.	72 53
						297 H	Idaho	68	59	310 A	A&M-Corpus Christi	71 58
						291 H	San Francisco	84	66	255 H	Northern Ariz.	84 60

Non-Div I Games:

Colorado

Average RPI Win:	251	WON-LOST	WINNING	LAST 10	STRENGTH OF	OPP. STRENGTH	TEAM	ADJ.	CONF.	ADJ CONF.
Average RPI Loss:	127	RECORD	PCT. RANK	GAMES	SCHEDULE	OF SCHEDULE	RPI	RPI	RPI	RPI
DIV. I ONLY	2- 10	303	1- 8	45	267	250	250	23	23	
DIV. I NON-CONF.	2- 10	300	2- 9	44	272	254	254	23	23	
TOTALS	RPI 1-25	RPI 26-50	W-L RECORDS	RPI 51-100	RPI 101-150	RPI 150+				
2- 10	0- 0	0- 1	OVERALL	0- 2	0- 4	2- 3				
2- 3	0- 0	0- 1	HOME	0- 1	0- 1	2- 0				
0- 5	0- 0	0- 0	AWAY	0- 1	0- 2	0- 2				
0- 2	0- 0	0- 0	NEUTRAL	0- 0	0- 1	0- 1				
2- 10	0- 0	0- 1	NON-CONFERENCE	0- 2	0- 4	2- 3				
2- 3	0- 0	0- 1	HOME	0- 1	0- 1	2- 0				
0- 5	0- 0	0- 0	AWAY	0- 1	0- 2	0- 2				
0- 2	0- 0	0- 0	NEUTRAL	0- 0	0- 1	0- 1				
0- 0	0- 0	0- 0	CONFERENCE	0- 0	0- 0	0- 0				
0- 0	0- 0	0- 0	HOME	0- 0	0- 0	0- 0				
0- 0	0- 0	0- 0	AWAY	0- 0	0- 0	0- 0				
0- 0	0- 0	0- 0	NEUTRAL	0- 0	0- 0	0- 0				

RPI S	Opponent	Score	RPI S	Opponent	Score	RPI S	Opponent	Score	RPI S	Opponent	Score	Team's RPI: 250
29	H Arizona St.	52 56	88	H Colorado	53 72	114	N Michigan St.	45 72	120	A Montana St.	69 87	
			96	A Toledo	51 58	143	A UNI	50 61	148	H Bowling Green	57 70	
						163	A Denver	61 64	166	A Northern Colo.	60 66	
						204	N Indiana	39 47	243	H North Dakota	58 52	
						258	H Tulsa	87 68				
LAST 12 Division I GAMES:												
204	N Indiana	39 47	148	H Bowling Green	57 70							
114	N Michigan St.	45 72	163	A Denver	61 64							
243	H North Dakota	58 52	88	H Colorado	53 72							
96	A Toledo	51 58	258	H Tulsa	87 68							
166	A Northern Colo.	60 66	29	H Arizona St.	52 56							
120	A Montana St.	69 87	143	A UNI	50 61							

Non-Div I Games: Maryville (MO) 73 35

Colorado St.

■ Loss,
 ■ Non-Conf,
 ■ S Site,
 ■ H Home
 ■ A Away
 N Neutral

Average RPI Win:	252	WON-LOST	WINNING	LAST 10	STRENGTH OF	OPP. STRENGTH	TEAM	ADJ.	CONF.	ADJ CONF.
Average RPI Loss:	202	RECORD	PCT. RANK	GAMES	SCHEDULE	OF SCHEDULE	RPI	RPI	RPI	RPI
DIV. I ONLY	2- 10	303	2- 8	246	333	327	327	15	15	
DIV. I NON-CONF.	2- 10	300	2- 10	248	335	327	327	17	17	
TOTALS	RPI 1-25	RPI 26-50	W-L RECORDS	RPI 51-100	RPI 101-150	RPI 150+				
2- 10	0- 0	0- 0	OVERALL	0- 2	0- 2	2- 6				
2- 4	0- 0	0- 0	HOME	0- 1	0- 0	2- 3				
0- 6	0- 0	0- 0	AWAY	0- 1	0- 2	0- 3				
0- 0	0- 0	0- 0	NEUTRAL	0- 0	0- 0	0- 0				
2- 10	0- 0	0- 0	NON-CONFERENCE	0- 2	0- 2	2- 6				
2- 4	0- 0	0- 0	HOME	0- 1	0- 0	2- 3				
0- 6	0- 0	0- 0	AWAY	0- 1	0- 2	0- 3				
0- 0	0- 0	0- 0	NEUTRAL	0- 0	0- 0	0- 0				
0- 0	0- 0	0- 0	CONFERENCE	0- 0	0- 0	0- 0				
0- 0	0- 0	0- 0	HOME	0- 0	0- 0	0- 0				
0- 0	0- 0	0- 0	AWAY	0- 0	0- 0	0- 0				
0- 0	0- 0	0- 0	NEUTRAL	0- 0	0- 0	0- 0				

RPI 1-25				RPI 26-50				RPI 51-100				RPI 101+				Team's RPI: 327	
RPI	S	Opponent	Score	RPI	S	Opponent	Score	RPI	S	Opponent	Score	RPI	S	Opponent	Score		
								72	A	Long Island	50	58	117	A	Fairfield	44	54
								92	H	San Diego	32	54	123	A	Sacred Heart	42	60
													210	H	Hawaii	55	66
													217	H	Bryant	77	74
													234	H	Vermont	52	63
													247	H	Long Beach St.	61	70
													263	A	Fairleigh Dickinson	51	71
													287	H	Army	63	58
													324	A	Wagner	54	66
													341	A	St. Francis (NY)	44	48
LAST 12 Division I GAMES:																	
263	A	Fairleigh Dickinson	51	71	217	H	Bryant	77	74								
72	A	Long Island	50	58	247	H	Long Beach St.	61	70								
117	A	Fairfield	44	54	341	A	St. Francis (NY)	44	48								
210	H	Hawaii	55	66	324	A	Wagner	54	66								
92	H	San Diego	32	54	123	A	Sacred Heart	42	60								
287	H	Army	63	58	234	H	Vermont	52	63								

Non-Div I Games:

Columbia

Loss, Non-Conf, S Site, H Home A Away N Neutral

Connecticut

Through Games Of Sunday, January 1, 2012

Average RPI Win:	101	WON-LOST	WINNING	LAST 10	STRENGTH OF	OPP. STRENGTH	TEAM	ADJ.	CONF.	ADJ CONF.
Average RPI Loss:	5	RECORD	PCT. RANK	GAMES	SCHEDULE	OF SCHEDULE	RPI	RPI	RPI	RPI
DIV. I ONLY	11- 1	10	9- 1	14	8	3	3	2	2	
DIV. I NON-CONF.	10- 1	13	10- 1	8	11	3	3	2	2	
TOTALS	RPI 1-25	RPI 26-50	W-L RECORDS	RPI 51-100	RPI 101-150	RPI 150+				
11- 1	2- 1	2- 0	OVERALL	1- 0	3- 0	3- 0				
9- 0	2- 0	2- 0	HOME	1- 0	2- 0	2- 0				
2- 1	0- 1	0- 0	AWAY	0- 0	1- 0	1- 0				
0- 0	0- 0	0- 0	NEUTRAL	0- 0	0- 0	0- 0				
10- 1	2- 1	2- 0	NON-CONFERENCE	1- 0	2- 0	3- 0				
9- 0	2- 0	2- 0	HOME	1- 0	2- 0	2- 0				
1- 1	0- 1	0- 0	AWAY	0- 0	0- 0	1- 0				
0- 0	0- 0	0- 0	NEUTRAL	0- 0	0- 0	0- 0				
1- 0	0- 0	0- 0	CONFERENCE	0- 0	1- 0	0- 0				
0- 0	0- 0	0- 0	HOME	0- 0	0- 0	0- 0				
1- 0	0- 0	0- 0	AWAY	0- 0	1- 0	0- 0				
0- 0	0- 0	0- 0	NEUTRAL	0- 0	0- 0	0- 0				

RPI 1-25				Team's RPI: 3				RPI 26-50				RPI 51-100				RPI 101+			
RPI	S	Opponent	Score					RPI	S	Opponent	Score					RPI	S	Opponent	Score
4	H	Stanford	68 58					32	H	Towson	92 31					74	H	Pacific	112 53
5	A	Baylor	61 66					43	H	Dayton	78 38								
7	H	Texas A&M	81 51																
LAST 12 Division I GAMES:																			
194	A	Col. of Charleston	72 24					117	H	Fairfield	93 40								
5	A	Baylor	61 66					161	H	Buffalo	90 34								
107	A	Seton Hall	70 37					263	H	Fairleigh Dickinson	74 28								
7	H	Texas A&M	81 51					4	H	Stanford	68 58								
32	H	Towson	92 31					74	H	Pacific	112 53								
43	H	Dayton	78 38					105	H	Holy Cross	77 37								

Non-Div I Games:

Connecticut

■ Loss,
 ■ Non-Conf, S Site,
 ■ Home
 ■ Away
 N Neutral

Average RPI Win:	173	WON-LOST	WINNING	LAST 10	STRENGTH OF	OPP. STRENGTH	TEAM	ADJ.	CONF.	ADJ CONF.
Average RPI Loss:	96	RECORD	PCT. RANK	GAMES	SCHEDULE	OF SCHEDULE	RPI	RPI	RPI	RPI
DIV. I ONLY	3- 9	272	3- 6	13	221	130	130	27	27	
DIV. I NON-CONF.	3- 8	265	3- 7	9	230	126	126	24	24	
TOTALS	RPI 1-25	RPI 26-50	W-L RECORDS	RPI 51-100	RPI 101-150	RPI 150+				
3- 9	0- 1	0- 1	OVERALL	0- 4	3- 1	1- 2				
1- 3	0- 1	0- 1	HOME	0- 0	1- 0	0- 1				
1- 6	0- 0	0- 0	AWAY	0- 4	1- 1	1- 1				
1- 0	0- 0	0- 0	NEUTRAL	0- 0	1- 0	0- 0				
3- 8	0- 1	0- 1	NON-CONFERENCE	0- 3	3- 1	1- 2				
1- 3	0- 1	0- 1	HOME	0- 0	1- 0	0- 1				
2- 5	0- 0	0- 0	AWAY	0- 3	1- 1	1- 1				
1- 0	0- 0	0- 0	NEUTRAL	0- 0	1- 0	0- 0				
0- 1	0- 0	0- 0	CONFERENCE	0- 1	0- 0	0- 0				
0- 0	0- 0	0- 0	HOME	0- 0	0- 0	0- 0				
0- 1	0- 0	0- 0	AWAY	0- 1	0- 0	0- 0				
0- 0	0- 0	0- 0	NEUTRAL	0- 0	0- 0	0- 0				

RPI 1-25				RPI 26-50				RPI 51-100				RPI 101+ Team's RPI: 130			
RPI	S	Opponent	Score	RPI	S	Opponent	Score	RPI	S	Opponent	Score	RPI	S	Opponent	Score
17	H	Georgetown	54 70	32	H	Towson	59 61	68	A	Oklahoma St.	35 59	126	A	VCU	66 74
								71	A	Howard	52 63	144	A	Fordham	61 60
								95	A	Wake Forest	58 80	146	N	Boston U.	59 44
								99	A	Syracuse	50 56	147	H	UMBC	68 60
												175	H	Saint Francis (PA)	67 69
												181	A	Robert Morris	47 62
												254	A	Longwood	73 51
LAST 12 Division I GAMES:															
144	A	Fordham	61 60	254	A	Longwood	73 51								
146	N	Boston U.	59 44	71	A	Howard	52 63								
175	H	Saint Francis (PA)	67 69	17	H	Georgetown	54 70								
126	A	VCU	66 74	68	A	Oklahoma St.	35 59								
99	A	Syracuse	50 56	95	A	Wake Forest	58 80								
32	H	Towson	59 61	147	H	UMBC	68 60								

Non-Div I Games: Cheyney 94 39

Coppin St.

■ Loss,
 ■ Non-Conf,
 ■ S Site,
 ■ H Home
 ■ A Away
 N Neutral

Average RPI Win: 267	WON-LOST	WINNING	LAST 10	STRENGTH OF	OPP. STRENGTH	TEAM	ADJ.	CONF.	ADJ CONF.
Average RPI Loss: 186	RECORD	PCT. RANK	GAMES	SCHEDULE	OF SCHEDULE	RPI	RPI	RPI	RPI
DIV. I ONLY	3- 7	260	4- 6	323	274	317	317	15	15
DIV. I NON-CONF.	3- 7	256	4- 7	322	277	318	318	17	17
TOTALS	RPI 1-25	RPI 26-50	W-L RECORDS	RPI 51-100	RPI 101-150	RPI 150+			
3- 7	0- 0	0- 0	OVERALL	0- 1	1- 1	3- 5			
2- 3	0- 0	0- 0	HOME	0- 1	0- 0	2- 2			
1- 4	0- 0	0- 0	AWAY	0- 0	1- 1	1- 3			
0- 0	0- 0	0- 0	NEUTRAL	0- 0	0- 0	0- 0			
3- 7	0- 0	0- 0	NON-CONFERENCE	0- 1	1- 1	3- 5			
2- 3	0- 0	0- 0	HOME	0- 1	0- 0	2- 2			
2- 4	0- 0	0- 0	AWAY	0- 0	1- 1	1- 3			
0- 0	0- 0	0- 0	NEUTRAL	0- 0	0- 0	0- 0			
0- 0	0- 0	0- 0	CONFERENCE	0- 0	0- 0	0- 0			
0- 0	0- 0	0- 0	HOME	0- 0	0- 0	0- 0			
0- 0	0- 0	0- 0	AWAY	0- 0	0- 0	0- 0			
0- 0	0- 0	0- 0	NEUTRAL	0- 0	0- 0	0- 0			

RPI S	Opponent	Score	RPI S	Opponent	Score	RPI S	Opponent	Score	RPI S	Opponent	Score
						78	H Eastern Mich.	52 54	144	A Fordham	40 39
									145	A William & Mary	54 85
									174	A Canisius	45 62
									197	H New Hampshire	62 63
									225	A Manhattan	49 73
									232	H Binghamton	48 61
									254	A Longwood	61 68
									284	A Cleveland St.	79 59
									311	H Colgate	59 56
									328	H Bucknell	65 45
LAST 12 Division I GAMES:											
174	A Canisius	45 62	144	A Fordham	40 39						
225	A Manhattan	49 73	197	H New Hampshire	62 63						
328	H Bucknell	65 45	311	H Colgate	59 56						
232	H Binghamton	48 61	254	A Longwood	61 68						
284	A Cleveland St.	79 59	145	A William & Mary	54 85						
78	H Eastern Mich.	52 54									

Non-Div I Games:

Cornell

Creighton

Through Games Of Sunday, January 1, 2012

Average RPI Win:	213	WON-LOST	WINNING	LAST 10	STRENGTH OF	OPP. STRENGTH	TEAM	ADJ.	CONF.	ADJ CONF.
Average RPI Loss:	67	RECORD	PCT. RANK	GAMES	SCHEDULE	OF SCHEDULE	RPI	RPI	RPI	RPI
DIV. I ONLY	6- 6	164	4- 6	16	252	65	65	10	10	
DIV. I NON-CONF.	6- 5	137	6- 5	14	255	66	66	10	10	
TOTALS	RPI 1-25	RPI 26-50	W-L RECORDS	RPI 51-100	RPI 101-150	RPI 150+				
6- 6	0- 1	1- 2	OVERALL	0- 1	1- 2	4- 0				
2- 3	0- 1	1- 0	HOME	0- 0	1- 2	0- 0				
4- 2	0- 0	0- 2	AWAY	0- 0	0- 0	4- 0				
0- 1	0- 0	0- 0	NEUTRAL	0- 1	0- 0	0- 0				
6- 5	0- 1	1- 2	NON-CONFERENCE	0- 1	1- 1	4- 0				
2- 2	0- 1	1- 0	HOME	0- 0	1- 1	0- 0				
4- 2	0- 0	0- 2	AWAY	0- 0	0- 0	4- 0				
0- 1	0- 0	0- 0	NEUTRAL	0- 1	0- 0	0- 0				
0- 1	0- 0	0- 0	CONFERENCE	0- 0	0- 1	0- 0				
0- 1	0- 0	0- 0	HOME	0- 0	0- 1	0- 0				
0- 0	0- 0	0- 0	AWAY	0- 0	0- 0	0- 0				
0- 0	0- 0	0- 0	NEUTRAL	0- 0	0- 0	0- 0				

RPI 1-25				RPI 26-50				RPI 51-100				Team's RPI: 65	RPI 101+			
RPI	S	Opponent	Score	RPI	S	Opponent	Score	RPI	S	Opponent	Score		RPI	S	Opponent	Score
8	H	Notre Dame	48 76	33	A	Kansas	59 73	88	N	Colorado	49 52		104	H	South Dakota	53 56
				34	A	Nebraska	55 66						133	H	Drake	44 47
				35	H	North Carolina St.	74 67						148	H	Bowling Green	49 47
													243	A	North Dakota	72 54
													251	A	North Dakota St.	71 51
													282	A	UTSA	54 53
													320	A	Wyoming	66 50
LAST 12 Division I GAMES:																
282	A	UTSA	54 53	133	H	Drake	44 47									
148	H	Bowling Green	49 47	88	N	Colorado	49 52									
34	A	Nebraska	55 66	104	H	South Dakota	53 56									
8	H	Notre Dame	48 76	33	A	Kansas	59 73									
320	A	Wyoming	66 50	251	A	North Dakota St.	71 51									
35	H	North Carolina St.	74 67	243	A	North Dakota	72 54									

Non-Div I Games:

Creighton

Loss, Non-Conf, S Site, H Home A Away N Neutral

Average RPI Win:	273	WON-LOST	WINNING	LAST 10	STRENGTH OF	OPP. STRENGTH	TEAM	ADJ.	CONF.	ADJ CONF.
Average RPI Loss:	110	RECORD	PCT. RANK	GAMES	SCHEDULE	OF SCHEDULE	RPI	RPI	RPI	RPI
DIV. I ONLY	2- 10	303	2- 8	96	153	248	248	15	15	
DIV. I NON-CONF.	2- 10	300	2- 10	98	150	250	250	17	17	
TOTALS	RPI 1-25	RPI 26-50	W-L RECORDS	RPI 51-100	RPI 101-150	RPI 150+				
2- 10	0- 2	0- 1	OVERALL	0- 2	0- 2	2- 3				
0- 5	0- 1	0- 1	HOME	0- 0	0- 1	0- 2				
1- 4	0- 1	0- 0	AWAY	0- 1	0- 1	1- 1				
1- 1	0- 0	0- 0	NEUTRAL	0- 1	0- 0	1- 0				
2- 10	0- 2	0- 1	NON-CONFERENCE	0- 2	0- 2	2- 3				
0- 5	0- 1	0- 1	HOME	0- 0	0- 1	0- 2				
1- 4	0- 1	0- 0	AWAY	0- 1	0- 1	1- 1				
1- 1	0- 0	0- 0	NEUTRAL	0- 1	0- 0	1- 0				
0- 0	0- 0	0- 0	CONFERENCE	0- 0	0- 0	0- 0				
0- 0	0- 0	0- 0	HOME	0- 0	0- 0	0- 0				
0- 0	0- 0	0- 0	AWAY	0- 0	0- 0	0- 0				
0- 0	0- 0	0- 0	NEUTRAL	0- 0	0- 0	0- 0				

RPI 1-25				RPI 26-50				RPI 51-100				RPI 101+ Team's RPI: 248			
RPI	S	Opponent	Score	RPI	S	Opponent	Score	RPI	S	Opponent	Score	RPI	S	Opponent	Score
17	H	Georgetown	38 77	46	H	Hartford	42 60	53	A	California	39 80	118	A	Providence	48 63
18	A	Kansas St.	20 54					54	N	Saint Joseph's	48 85	137	H	La Salle	47 60
												197	H	New Hampshire	53 58
												217	H	Bryant	45 63
												234	A	Vermont	72 62
												247	A	Long Beach St.	52 66
												311	N	Colgate	56 50
LAST 12 Division I GAMES:															
53	A	California	39 80	17	H	Georgetown	38 77								
247	A	Long Beach St.	52 66	137	H	La Salle	47 60								
46	H	Hartford	42 60	234	A	Vermont	72 62								
217	H	Bryant	45 63	311	N	Colgate	56 50								
197	H	New Hampshire	53 58	54	N	Saint Joseph's	48 85								
118	A	Providence	48 63	18	A	Kansas St.	20 54								

Non-Div I Games:

Dartmouth

■ Loss,
■ Non-Conf, S Site,
■ Home
■ Away
N Neutral

Davidson

Average RPI Win: 253

Average RPI Loss: 112

WON-LOST

WINNING

LAST 10

RECORD

PCT. RANK

GAMES

Through Games Of Sunday, January 1, 2012

STRENGTH OF

SCHEDULE

OPP. STRENGTH

OF SCHEDULE

TEAM

RPI

ADJ.

RPI

CONF.

RPI

ADJ CONF.

RPI

DIV. I ONLY

7- 5

120

6- 4

273

85

149

149

18

18

DIV. I NON-CONF.

4- 5

200

4- 5

196

149

117

117

15

15

TOTALS

RPI 1-25

RPI 26-50

W-L RECORDS

RPI 51-100

RPI 101-150

RPI 150+

7- 5

0- 1

0- 1

OVERALL

0- 1

0- 0

7- 2

5- 0

0- 0

0- 0

HOME

0- 0

0- 0

5- 0

2- 5

0- 1

0- 1

AWAY

0- 1

0- 0

2- 2

0- 0

0- 0

0- 0

NEUTRAL

0- 0

0- 0

0- 0

4- 5

0- 1

0- 1

NON-CONFERENCE

0- 1

0- 0

4- 2

3- 0

0- 0

0- 0

HOME

0- 0

0- 0

3- 0

1- 5

0- 1

0- 1

AWAY

0- 1

0- 0

1- 2

0- 0

0- 0

0- 0

NEUTRAL

0- 0

0- 0

0- 0

3- 0

0- 0

0- 0

CONFERENCE

0- 0

0- 0

3- 0

2- 0

0- 0

0- 0

HOME

0- 0

0- 0

2- 0

1- 0

0- 0

0- 0

AWAY

0- 0

0- 0

1- 0

0- 0

0- 0

0- 0

NEUTRAL

0- 0

0- 0

0- 0

RPI 1-25

RPI 26-50

RPI 51-100

RPI 101+

Team's RPI: 149

RPI	S	Opponent	Score
12	A	Princeton	44 53

RPI	S	Opponent	Score
44	A	Duquesne	53 84

RPI	S	Opponent	Score
95	A	Wake Forest	66 68

RPI	S	Opponent	Score
156	A	High Point	69 82
194	H	Col. of Charleston	56 39
216	H	Ga. Southern	72 48
239	H	Winthrop	80 65
253	A	Clemson	62 72
259	A	Western Caro.	64 46
266	A	Radford	81 68
295	H	Gardner-Webb	67 46
304	H	Mercer	75 60

LAST 12 Division I GAMES:

216	H	Ga. Southern	72	48	95	A	Wake Forest	66	68
194	H	Col. of Charleston	56	39	266	A	Radford	81	68
259	A	Western Caro.	64	46	295	H	Gardner-Webb	67	46
239	H	Winthrop	80	65	156	A	High Point	69	82
44	A	Duquesne	53	84	304	H	Mercer	75	60
12	A	Princeton	44	53	253	A	Clemson	62	72

Non-Div I Games:

Davidson

■ Loss,
 ■ Non-Conf, S Site,
 ■ Home
 ■ Away
 N Neutral

Average RPI Win:	171	WON-LOST	WINNING	LAST 10	STRENGTH OF	OPP. STRENGTH	TEAM	ADJ.	CONF.	ADJ CONF.
Average RPI Loss:	52	RECORD	PCT. RANK	GAMES	SCHEDULE	OF SCHEDULE	RPI	RPI	RPI	RPI
DIV. I ONLY	8- 4	84	7- 3	40	100	43	43	9	9	
DIV. I NON-CONF.	8- 4	89	8- 4	39	105	36	36	9	9	
TOTALS	RPI 1-25	RPI 26-50	W-L RECORDS	RPI 51-100	RPI 101-150	RPI 150+				
8- 4	0- 2	0- 0	OVERALL	1- 2	2- 0	5- 0				
3- 0	0- 0	0- 0	HOME	0- 0	1- 0	2- 0				
0- 3	0- 1	0- 0	AWAY	0- 2	0- 0	0- 0				
5- 1	0- 1	0- 0	NEUTRAL	1- 0	1- 0	3- 0				
8- 4	0- 2	0- 0	NON-CONFERENCE	1- 2	2- 0	5- 0				
3- 0	0- 0	0- 0	HOME	0- 0	1- 0	2- 0				
0- 3	0- 1	0- 0	AWAY	0- 2	0- 0	0- 0				
5- 1	0- 1	0- 0	NEUTRAL	1- 0	1- 0	3- 0				
0- 0	0- 0	0- 0	CONFERENCE	0- 0	0- 0	0- 0				
0- 0	0- 0	0- 0	HOME	0- 0	0- 0	0- 0				
0- 0	0- 0	0- 0	AWAY	0- 0	0- 0	0- 0				
0- 0	0- 0	0- 0	NEUTRAL	0- 0	0- 0	0- 0				

RPI 1-25				RPI 26-50		Team's RPI: 43		RPI 51-100				RPI 101+			
RPI	S	Opponent	Score	RPI	S	Opponent	Score	RPI	S	Opponent	Score	RPI	S	Opponent	Score
3	A	Connecticut	38 78					55	N	Illinois	80 66	132	N	South Fla.	73 63
19	N	Gonzaga	76 82					90	A	Cincinnati	64 75	148	H	Bowling Green	69 38
								96	A	Toledo	51 61	161	N	Buffalo	94 74
												179	H	Boston College	69 60
												196	H	Wright St.	77 69
												232	N	Binghamton	60 50
												263	N	Fairleigh Dickinson	84 48
LAST 12 Division I GAMES:															
				19	N	Gonzaga	76 82	232	N	Binghamton	60 50				
				55	N	Illinois	80 66	132	N	South Fla.	73 63				
				196	H	Wright St.	77 69	161	N	Buffalo	94 74				
				179	H	Boston College	69 60	90	A	Cincinnati	64 75				
				3	A	Connecticut	38 78	96	A	Toledo	51 61				
				263	N	Fairleigh Dickinson	84 48	148	H	Bowling Green	69 38				

Non-Div I Games:

Dayton

DePaul

DePaul				Through Games Of Sunday, January 1, 2012						
Average RPI Win:	131	WON-LOST	WINNING	LAST 10	STRENGTH OF	OPP. STRENGTH	TEAM	ADJ.	CONF.	ADJ CONF.
Average RPI Loss:	54	RECORD	PCT. RANK	GAMES	SCHEDULE	OF SCHEDULE	RPI	RPI	RPI	RPI
DIV. I ONLY		13- 2	16	9- 1	37	31	13	13	2	2
DIV. I NON-CONF.		12- 2	19	10- 1	36	42	14	14	2	2

TOTALS	RPI 1-25	RPI 26-50		W-L RECORDS		RPI 51-100		RPI 101-150		RPI 150+
13- 2	1- 1	3- 0		OVERALL		1- 0		2- 1		6- 0
8- 0	0- 0	2- 0		HOME		1- 0		0- 0		5- 0
4- 0	1- 0	1- 0		AWAY		0- 0		1- 0		1- 0
1- 2	0- 1	0- 0		NEUTRAL		0- 0		1- 1		0- 0
12- 2	1- 1	3- 0		NON-CONFERENCE		0- 0		2- 1		6- 0
7- 0	0- 0	2- 0		HOME		0- 0		0- 0		5- 0
4- 0	1- 0	1- 0		AWAY		0- 0		1- 0		1- 0
1- 2	0- 1	0- 0		NEUTRAL		0- 0		1- 1		0- 0
1- 0	0- 0	0- 0		CONFERENCE		1- 0		0- 0		0- 0
1- 0	0- 0	0- 0		HOME		1- 0		0- 0		0- 0
0- 0	0- 0	0- 0		AWAY		0- 0		0- 0		0- 0
0- 0	0- 0	0- 0		NEUTRAL		0- 0		0- 0		0- 0

RPI 1-25 Team's RPI: 13				RPI 26-50				RPI 51-100				RPI 101+			
RPI S	Opponent	Score		RPI S	Opponent	Score		RPI S	Opponent	Score		RPI S	Opponent	Score	
2 N	Tennessee	61	84	29 H	Arizona St.	73	55	81 H	St. John's (NY)	69	52	106 N	San Diego St.	74	82
12 A	Princeton	78	67	30 A	Northwestern	88	72					121 A	Illinois St.	73	54
				40 H	St. Mary's (CA)	96	68					140 N	Portland	99	64
												151 H	SIU Edwardsville	75	65
												188 H	Northern Ill.	65	46
												191 H	Loyola Chicago	70	65
												210 A	Hawaii	90	65
												218 H	Samford	86	57
												296 H	Southern Ill.	93	67
LAST 12 Division I GAMES:															
121 A	Illinois St.	73	54	188 H	Northern Ill.	65	46								
29 H	Arizona St.	73	55	296 H	Southern Ill.	93	67								
12 A	Princeton	78	67	191 H	Loyola Chicago	70	65								
2 N	Tennessee	61	84	30 A	Northwestern	88	72								
151 H	SIU Edwardsville	75	65	210 A	Hawaii	90	65								
81 H	St. John's (NY)	69	52	140 N	Portland	99	64								

Non-Div I Games:

DePaul

DePaul

Delaware

Average RPI Win: 119				Through Games Of Sunday, January 1, 2012					
Average RPI Loss: 6	WON-LOST RECORD	WINNING PCT. RANK	LAST 10 GAMES	STRENGTH OF SCHEDULE	OPP. STRENGTH OF SCHEDULE	TEAM RPI	ADJ. RPI	CONF. RPI	ADJ CONF. RPI
DIV. I ONLY	10- 1	13	9- 1	6	47	1	1	7	7
DIV. I NON-CONF.	9- 1	16	9- 1	4	38	2	2	7	7
TOTALS	RPI 1-25	RPI 26-50	W-L RECORDS	RPI 51-100	RPI 101-150	RPI 150+			
10- 1	2- 1	1- 0	OVERALL	2- 0	3- 0	2- 0			
4- 0	0- 0	1- 0	HOME	0- 0	2- 0	1- 0			
5- 1	2- 1	0- 0	AWAY	2- 0	1- 0	0- 0			
1- 0	0- 0	0- 0	NEUTRAL	0- 0	0- 0	1- 0			
9- 1	2- 1	1- 0	NON-CONFERENCE	2- 0	2- 0	2- 0			
3- 0	0- 0	1- 0	HOME	0- 0	1- 0	1- 0			
5- 1	2- 1	0- 0	AWAY	2- 0	1- 0	0- 0			
1- 0	0- 0	0- 0	NEUTRAL	0- 0	0- 0	1- 0			
1- 0	0- 0	0- 0	CONFERENCE	0- 0	1- 0	0- 0			
1- 0	0- 0	0- 0	HOME	0- 0	1- 0	0- 0			
0- 0	0- 0	0- 0	AWAY	0- 0	0- 0	0- 0			
0- 0	0- 0	0- 0	NEUTRAL	0- 0	0- 0	0- 0			

RPI 1-25 Team's RPI: 1				RPI 26-50				RPI 51-100				RPI 101+			
RPI	S	Opponent	Score	RPI	S	Opponent	Score	RPI	S	Opponent	Score	RPI	S	Opponent	Score
6	A	Maryland	76 85	26	H	Penn St.	80 71	62	A	St. Bonaventure	61 49	118	A	Providence	68 47
12	A	Princeton	81 70					95	A	Wake Forest	70 57	139	H	Yale	77 45
16	A	Villanova	64 56									145	H	William & Mary	73 57
												265	N	East Carolina	60 40
												308	H	Rhode Island	89 53
LAST 12 Division I GAMES:															
118	A	Providence	68 47	6	A	Maryland	76 85	265	N	East Carolina	60 40				
95	A	Wake Forest	70 57	16	A	Villanova	64 56	26	H	Penn St.	80 71				
139	H	Yale	77 45	26	H	Penn St.	80 71	308	H	Rhode Island	89 53				
145	H	William & Mary	73 57	12	A	Princeton	81 70								
12	A	Princeton	81 70	62	A	St. Bonaventure	61 49								
62	A	St. Bonaventure	61 49												

Non-Div I Games:

Delaware

Loss, Non-Conf, S Site, H Home A Away N Neutral

Average RPI Win:	341	WON-LOST	WINNING	LAST 10	STRENGTH OF	OPP. STRENGTH	TEAM	ADJ.	CONF.	ADJ CONF.
Average RPI Loss:	164	RECORD	PCT. RANK	GAMES	SCHEDULE	OF SCHEDULE	RPI	RPI	RPI	RPI
DIV. I ONLY	1- 11	331	1- 9	119	310	306	306	27	27	
DIV. I NON-CONF.	1- 9	324	1- 9	93	329	303	303	24	24	
TOTALS	RPI 1-25	RPI 26-50	W-L RECORDS	RPI 51-100	RPI 101-150	RPI 150+				
1- 11	0- 1	0- 1	OVERALL	0- 2	0- 0	1- 7				
1- 2	0- 0	0- 1	HOME	0- 0	0- 0	1- 1				
0- 7	0- 1	0- 0	AWAY	0- 2	0- 0	0- 4				
0- 2	0- 0	0- 0	NEUTRAL	0- 0	0- 0	0- 2				
1- 9	0- 1	0- 1	NON-CONFERENCE	0- 1	0- 0	1- 6				
1- 2	0- 0	0- 1	HOME	0- 0	0- 0	1- 1				
0- 5	0- 1	0- 0	AWAY	0- 1	0- 0	0- 3				
0- 2	0- 0	0- 0	NEUTRAL	0- 0	0- 0	0- 2				
0- 2	0- 0	0- 0	CONFERENCE	0- 1	0- 0	0- 1				
0- 0	0- 0	0- 0	HOME	0- 0	0- 0	0- 0				
0- 2	0- 0	0- 0	AWAY	0- 1	0- 0	0- 1				
0- 0	0- 0	0- 0	NEUTRAL	0- 0	0- 0	0- 0				

RPI 1-25				RPI 26-50				RPI 51-100				RPI 101+ Team's RPI: 306			
RPI	S	Opponent	Score	RPI	S	Opponent	Score	RPI	S	Opponent	Score	RPI	S	Opponent	Score
6	A	Maryland	33 108	32	H	Towson	59 70	60	A	Texas	35 89	181	N	Robert Morris	67 75
								71	A	Howard	49 59	185	N	FIU	57 73
												186	A	Md.-East. Shore	32 60
												196	A	Wright St.	53 57
												265	A	East Carolina	47 54
												293	A	North Florida	61 72
												325	H	NJIT	49 65
												341	H	St. Francis (NY)	73 66
LAST 12 Division I GAMES:															
293	A	North Florida	61 72	60	A	Texas	35 89								
341	H	St. Francis (NY)	73 66	32	H	Towson	59 70								
6	A	Maryland	33 108	185	N	FIU	57 73								
71	A	Howard	49 59	265	A	East Carolina	47 54								
186	A	Md.-East. Shore	32 60	325	H	NJIT	49 65								
181	N	Robert Morris	67 75	196	A	Wright St.	53 57								

Non-Div I Games: Wilmington (DE) 80 32 Wesley 85 53

Delaware St.

■ Loss,
 ■ Non-Conf,
 ■ S Site,
 ■ H Home
 ■ A Away
 N Neutral

Average RPI Win:	249	WON-LOST	WINNING	LAST 10	STRENGTH OF	OPP. STRENGTH	TEAM	ADJ.	CONF.	ADJ CONF.
Average RPI Loss:	128	RECORD	PCT. RANK	GAMES	SCHEDULE	OF SCHEDULE	RPI	RPI	RPI	RPI
DIV. I ONLY	6- 8	205	6- 4	217	167	224	224	13	13	
DIV. I NON-CONF.	4- 8	236	4- 6	166	166	207	207	16	16	
TOTALS	RPI 1-25	RPI 26-50	W-L RECORDS	RPI 51-100	RPI 101-150	RPI 150+				
6- 8	0- 1	0- 0	OVERALL	1- 2	0- 2	5- 3				
4- 2	0- 1	0- 0	HOME	1- 0	0- 1	3- 0				
2- 3	0- 0	0- 0	AWAY	0- 0	0- 1	2- 2				
0- 3	0- 0	0- 0	NEUTRAL	0- 2	0- 0	0- 1				
4- 8	0- 1	0- 0	NON-CONFERENCE	1- 2	0- 2	3- 3				
2- 2	0- 1	0- 0	HOME	1- 0	0- 1	1- 0				
2- 3	0- 0	0- 0	AWAY	0- 0	0- 1	2- 2				
0- 3	0- 0	0- 0	NEUTRAL	0- 2	0- 0	0- 1				
2- 0	0- 0	0- 0	CONFERENCE	0- 0	0- 0	2- 0				
2- 0	0- 0	0- 0	HOME	0- 0	0- 0	2- 0				
0- 0	0- 0	0- 0	AWAY	0- 0	0- 0	0- 0				
0- 0	0- 0	0- 0	NEUTRAL	0- 0	0- 0	0- 0				

RPI S	Opponent	Score	RPI S	Opponent	Score	RPI S	Opponent	Score	RPI S	Opponent	Score	Team's RPI: 224
9	H Michigan	51 61				71	N Howard	58 60	114	A Michigan St.	41 64	
						77	N Drexel	56 61	148	H Bowling Green	49 57	
						78	H Eastern Mich.	70 69	159	N Utah	55 64	
									162	A Indiana St.	62 64	
									267	H IPFW	90 60	
									269	H Valparaiso	68 52	
									275	A Ball St.	87 68	
									282	A UTSA	55 59	
									285	H Butler	72 60	
									321	A Western Mich.	73 64	
LAST 12 Division I GAMES:												
78	H Eastern Mich.	70 69	269	H Valparaiso	68 52							
267	H IPFW	90 60	285	H Butler	72 60							
9	H Michigan	51 61	321	A Western Mich.	73 64							
114	A Michigan St.	41 64	159	N Utah	55 64							
275	A Ball St.	87 68	148	H Bowling Green	49 57							
282	A UTSA	55 59	71	N Howard	58 60							

Non-Div I Games:

Detroit

Drake

Average RPI Win: 198

Average RPI Loss: 71

WON-LOST

WINNING

LAST 10

Through Games Of Sunday, January 1, 2012

STRENGTH OF

OPP. STRENGTH

TEAM

ADJ.

CONF.

ADJ CONF.

RECORD

PCT. RANK

GAMES

SCHEDULE

OF SCHEDULE

RPI

RPI

RPI

RPI

DIV. I ONLY

7- 5

120

7- 3

198

43

133

133

10

10

DIV. I NON-CONF.

6- 5

137

6- 5

215

64

140

140

10

10

TOTALS

RPI 1-25

RPI 26-50

W-L RECORDS

RPI 51-100

RPI 101-150

RPI 150+

7- 5

0- 0

0- 1

OVERALL

1- 3

1- 1

5- 0

4- 1

0- 0

0- 0

HOME

0- 1

0- 0

4- 0

3- 2

0- 0

0- 0

AWAY

1- 1

1- 1

1- 0

0- 2

0- 0

0- 1

NEUTRAL

0- 1

0- 0

0- 0

6- 5

0- 0

0- 1

NON-CONFERENCE

0- 3

1- 1

5- 0

4- 1

0- 0

0- 0

HOME

0- 1

0- 0

4- 0

2- 2

0- 0

0- 0

AWAY

0- 1

1- 1

1- 0

0- 2

0- 0

0- 1

NEUTRAL

0- 1

0- 0

0- 0

1- 0

0- 0

0- 0

CONFERENCE

1- 0

0- 0

0- 0

0- 0

0- 0

0- 0

HOME

0- 0

0- 0

0- 0

1- 0

0- 0

0- 0

AWAY

1- 0

0- 0

0- 0

0- 0

0- 0

0- 0

NEUTRAL

0- 0

0- 0

0- 0

RPI 1-25

RPI 26-50

RPI 51-100

RPI 101+

Team's RPI: 133

RPI S Opponent Score

RPI S Opponent Score

RPI S Opponent Score

RPI S Opponent Score

31 N Hofstra 60 70

61 N Marist 47 50

124 A Wisconsin 65 54

63 A Iowa 46 71

134 A Ill.-Chicago 48 61

64 H Iowa St. 64 71

191 H Loyola Chicago 65 50

65 A Creighton 47 44

228 H Milwaukee 63 51

243 H North Dakota 74 60

251 H North Dakota St. 57 49

283 A Saint Louis 62 60

LAST 12 Division I GAMES:

283 A Saint Louis 62 60

65 A Creighton 47 44

124 A Wisconsin 65 54

191 H Loyola Chicago 65 50

251 H North Dakota St. 57 49

63 A Iowa 46 71

243 H North Dakota 74 60

228 H Milwaukee 63 51

31 N Hofstra 60 70

64 H Iowa St. 64 71

61 N Marist 47 50

134 A Ill.-Chicago 48 61

Drake

Drake

Non-Div I Games:

Drake

Loss, Non-Conf, S Site, H Home A Away N Neutral

Page 70

Average RPI Win: 155	WON-LOST	WINNING	LAST 10	STRENGTH OF	OPP. STRENGTH	TEAM	ADJ.	CONF.	ADJ CONF.
Average RPI Loss: 65	RECORD	PCT. RANK	GAMES	SCHEDULE	OF SCHEDULE	RPI	RPI	RPI	RPI
DIV. I ONLY	5- 6	194	5- 5	34	52	77	77	7	7
DIV. I NON-CONF.	4- 6	211	4- 6	34	61	82	82	7	7
TOTALS	RPI 1-25	RPI 26-50	W-L RECORDS	RPI 51-100	RPI 101-150	RPI 150+			
5- 6	0- 1	0- 1	OVERALL	1- 3	2- 1	2- 0			
1- 3	0- 1	0- 1	HOME	0- 1	1- 0	0- 0			
3- 3	0- 0	0- 0	AWAY	1- 2	1- 1	1- 0			
1- 0	0- 0	0- 0	NEUTRAL	0- 0	0- 0	1- 0			
4- 6	0- 1	0- 1	NON-CONFERENCE	0- 3	2- 1	2- 0			
1- 3	0- 1	0- 1	HOME	0- 1	1- 0	0- 0			
2- 3	0- 0	0- 0	AWAY	0- 2	1- 1	1- 0			
1- 0	0- 0	0- 0	NEUTRAL	0- 0	0- 0	1- 0			
1- 0	0- 0	0- 0	CONFERENCE	1- 0	0- 0	0- 0			
0- 0	0- 0	0- 0	HOME	0- 0	0- 0	0- 0			
1- 0	0- 0	0- 0	AWAY	1- 0	0- 0	0- 0			
0- 0	0- 0	0- 0	NEUTRAL	0- 0	0- 0	0- 0			

RPI 1-25				RPI 26-50				RPI 51-100 Team's RPI: 77				RPI 101+			
RPI	S	Opponent	Score	RPI	S	Opponent	Score	RPI	S	Opponent	Score	RPI	S	Opponent	Score
12	H	Princeton	51 63	45	H	South Carolina	58 62	54	A	Saint Joseph's	50 59	107	A	Seton Hall	64 77
								72	H	Long Island	52 60	127	A	Pittsburgh	71 50
								80	A	UNC Wilmington	58 43	137	H	La Salle	72 59
								100	A	Penn	65 67	208	A	Akron	67 60
												224	N	Detroit	61 56
LAST 12 Division I GAMES:															
137	H	La Salle	72 59	12	H	Princeton	51 63								
107	A	Seton Hall	64 77	45	H	South Carolina	58 62								
80	A	UNC Wilmington	58 43	100	A	Penn	65 67								
54	A	Saint Joseph's	50 59	224	N	Detroit	61 56								
127	A	Pittsburgh	71 50	72	H	Long Island	52 60								
208	A	Akron	67 60												

Non-Div I Games:

Drexel

■ Loss,
 ■ Non-Conf, S Site,
 ■ Home
 ■ Away
 N Neutral

Average RPI Win: 135		WON-LOST	WINNING	LAST 10	STRENGTH OF	OPP. STRENGTH	TEAM	ADJ.	CONF.	ADJ CONF.
Average RPI Loss: 30		RECORD	PCT. RANK	GAMES	SCHEDULE	OF SCHEDULE	RPI	RPI	RPI	RPI
DIV. I ONLY		9- 2	38	8- 2	75	13	22	22	6	6
DIV. I NON-CONF.		9- 2	39	9- 2	76	16	21	21	5	5
TOTALS		RPI 1-25	RPI 26-50		W-L RECORDS		RPI 51-100	RPI 101-150	RPI 150+	
9- 2	2- 1	1- 0		OVERALL		1- 1	2- 0	4- 0		
5- 0	2- 0	0- 0		HOME		1- 0	1- 0	2- 0		
3- 1	0- 0	1- 0		AWAY		0- 1	1- 0	1- 0		
1- 1	0- 1	0- 0		NEUTRAL		0- 0	0- 0	1- 0		
9- 2	1- 1	1- 0		NON-CONFERENCE		1- 1	2- 0	4- 0		
5- 0	1- 0	0- 0		HOME		1- 0	1- 0	2- 0		
3- 1	0- 0	1- 0		AWAY		0- 1	1- 0	1- 0		
1- 1	0- 1	0- 0		NEUTRAL		0- 0	0- 0	1- 0		
1- 0	1- 0	0- 0		CONFERENCE		0- 0	0- 0	0- 0		
1- 0	1- 0	0- 0		HOME		0- 0	0- 0	0- 0		
0- 0	0- 0	0- 0		AWAY		0- 0	0- 0	0- 0		
0- 0	0- 0	0- 0		NEUTRAL		0- 0	0- 0	0- 0		





























RPI S	Opponent	Score	RPI S	Opponent	Score	RPI S	Opponent	Score	RPI S	Opponent	Score
8 N	Notre Dame	54 56	50 A	BYU	61 55	51 A	Kentucky	65 72	108 A	Temple	65 54
23 H	Purdue	64 53				80 H	UNC Wilmington	107 45	127 H	Pittsburgh	92 43
24 H	Virginia	77 66							170 H	Auburn	73 50
									201 A	Western Ky.	80 54
									272 H	S.C. Upstate	93 35
									295 N	Gardner-Webb	97 31
LAST 12 Division I GAMES:											
51 A	Kentucky	65 72	24 H	Virginia	77 66						
127 H	Pittsburgh	92 43	108 A	Temple	65 54						
23 H	Purdue	64 53	80 H	UNC Wilmington	107 45						
8 N	Notre Dame	54 56	272 H	S.C. Upstate	93 35						
295 N	Gardner-Webb	97 31	170 H	Auburn	73 50						
201 A	Western Ky.	80 54	50 A	BYU	61 55						

Non-Div I Games:

Duke

■ Loss,
 ■ Non-Conf, S Site,
 ■ Home
 ■ Away
 N Neutral

Average RPI Win: 187	WON-LOST	WINNING	LAST 10	STRENGTH OF	OPP. STRENGTH	TEAM	ADJ.	CONF.	ADJ CONF.
Average RPI Loss: 146	RECORD	PCT. RANK	GAMES	SCHEDULE	OF SCHEDULE	RPI	RPI	RPI	RPI
DIV. I ONLY	12- 2	17	9- 1	129	190	44	44	9	9
DIV. I NON-CONF.	12- 2	19	10- 2	131	185	39	39	9	9
TOTALS	RPI 1-25	RPI 26-50	W-L RECORDS	RPI 51-100	RPI 101-150	RPI 150+			
12- 2	0- 0	0- 1	OVERALL	2- 0	2- 0	8- 1			
8- 0	0- 0	0- 0	HOME	2- 0	1- 0	5- 0			
3- 2	0- 0	0- 1	AWAY	0- 0	1- 0	2- 1			
1- 0	0- 0	0- 0	NEUTRAL	0- 0	0- 0	1- 0			
12- 2	0- 0	0- 1	NON-CONFERENCE	2- 0	2- 0	8- 1			
8- 0	0- 0	0- 0	HOME	2- 0	1- 0	5- 0			
3- 2	0- 0	0- 1	AWAY	0- 0	1- 0	2- 1			
1- 0	0- 0	0- 0	NEUTRAL	0- 0	0- 0	1- 0			
0- 0	0- 0	0- 0	CONFERENCE	0- 0	0- 0	0- 0			
0- 0	0- 0	0- 0	HOME	0- 0	0- 0	0- 0			
0- 0	0- 0	0- 0	AWAY	0- 0	0- 0	0- 0			
0- 0	0- 0	0- 0	NEUTRAL	0- 0	0- 0	0- 0			

RPI S	Opponent	Score	RPI S	Opponent	Score	RPI S	Opponent	Score	RPI S	Opponent	Score
			49  Florida	49  62		67  Miami (OH)	64 63		127  Pittsburgh	70 57	
						83  West Virginia	61 55		149  Davidson	84 53	
									161  Buffalo	90 46	
									175  Saint Francis (PA)	74 70	
									181  Robert Morris	66 63	
									208  Akron	77 70	
									233  Ohio	83 60	
									243  North Dakota	80  86	
									251  North Dakota St.	74 66	
									288  Morehead St.	86 53	
									326 N Maine	76 38	
LAST 12 Division I GAMES:											
83  West Virginia	61 55	181  Robert Morris	66 63								
208  Akron	77 70	127  Pittsburgh	70 57								
288  Morehead St.	86 53	49  Florida	49  62								
67  Miami (OH)	64 63	326 N Maine	76 38								
233  Ohio	83 60	251  North Dakota St.	74 66								
149  Davidson	84 53	243  North Dakota	80  86								

Non-Div I Games:

Duquesne

East Carolina

Through Games Of Sunday, January 1, 2012

Average RPI Win:	267	WON-LOST	WINNING	LAST 10	STRENGTH OF	OPP. STRENGTH	TEAM	ADJ.	CONF.	ADJ CONF.
Average RPI Loss:	123	RECORD	PCT. RANK	GAMES	SCHEDULE	OF SCHEDULE	RPI	RPI	RPI	RPI
DIV. I ONLY	4- 6	216	4- 6	269	88	265	265	16	16	
DIV. I NON-CONF.	4- 6	211	4- 6	271	90	269	269	19	19	
TOTALS	RPI 1-25	RPI 26-50	W-L RECORDS	RPI 51-100	RPI 101-150	RPI 150+				
4- 6	0- 1	0- 0	OVERALL	0- 2	0- 1	4- 3				
3- 1	0- 0	0- 0	HOME	0- 0	0- 1	3- 0				
0- 2	0- 0	0- 0	AWAY	0- 2	0- 0	0- 1				
1- 3	0- 1	0- 0	NEUTRAL	0- 0	0- 0	1- 2				
4- 6	0- 1	0- 0	NON-CONFERENCE	0- 2	0- 1	4- 3				
3- 1	0- 0	0- 0	HOME	0- 0	0- 1	3- 0				
0- 3	0- 0	0- 0	AWAY	0- 2	0- 0	0- 1				
1- 3	0- 1	0- 0	NEUTRAL	0- 0	0- 0	1- 2				
0- 0	0- 0	0- 0	CONFERENCE	0- 0	0- 0	0- 0				
0- 0	0- 0	0- 0	HOME	0- 0	0- 0	0- 0				
0- 0	0- 0	0- 0	AWAY	0- 0	0- 0	0- 0				
0- 0	0- 0	0- 0	NEUTRAL	0- 0	0- 0	0- 0				

RPI 1-25				RPI 26-50				RPI 51-100				RPI 101+ Team's RPI: 265			
RPI	S	Opponent	Score	RPI	S	Opponent	Score	RPI	S	Opponent	Score	RPI	S	Opponent	Score
1	N	Delaware	40 60					66	A	Hampton	48 76	126	H	VCU	49 62
								80	A	UNC Wilmington	53 64	182	N	North Carolina	61 65
												194	A	Col. of Charleston	43 58
												209	N	Lafayette	57 64
												211	H	Elon	60 46
												237	H	Monmouth	75 52
												306	H	Delaware St.	54 47
												313	N	Jacksonville	70 64
LAST 12 Division I GAMES:															
				313	N	Jacksonville	70 64					66	A	Hampton	48 76
				126	H	VCU	49 62					209	N	Lafayette	57 64
				237	H	Monmouth	75 52					1	N	Delaware	40 60
				211	H	Elon	60 46					182	N	North Carolina	61 65
				306	H	Delaware St.	54 47					194	A	Col. of Charleston	43 58
				80	A	UNC Wilmington	53 64								

Non-Div I Games: St. Andrews 109 30 Virginia Intermont 82 33

East Carolina

Loss, Non-Conf, S Site, H Home A Away N Neutral

Average RPI Win:	288	WON-LOST	WINNING	LAST 10	STRENGTH OF	OPP. STRENGTH	TEAM	ADJ.	CONF.	ADJ CONF.
Average RPI Loss:	118	RECORD	PCT. RANK	GAMES	SCHEDULE	OF SCHEDULE	RPI	RPI	RPI	RPI
DIV. I ONLY	1- 11	331	1- 9	17	317	238	238	31	31	
DIV. I NON-CONF.	1- 9	324	1- 9	23	316	255	255	31	31	
TOTALS	RPI 1-25	RPI 26-50	W-L RECORDS	RPI 51-100	RPI 101-150	RPI 150+				
1- 11	0- 0	0- 1	OVERALL	0- 6	0- 1	1- 3				
1- 3	0- 0	0- 0	HOME	0- 2	0- 0	1- 1				
0- 6	0- 0	0- 1	AWAY	0- 2	0- 1	0- 1				
0- 2	0- 0	0- 0	NEUTRAL	0- 1	0- 0	0- 1				
1- 9	0- 0	0- 1	NON-CONFERENCE	0- 4	0- 1	1- 3				
1- 3	0- 0	0- 0	HOME	0- 2	0- 0	1- 1				
0- 4	0- 0	0- 1	AWAY	0- 1	0- 1	0- 1				
0- 2	0- 0	0- 0	NEUTRAL	0- 1	0- 0	0- 1				
0- 2	0- 0	0- 0	CONFERENCE	0- 2	0- 0	0- 0				
0- 0	0- 0	0- 0	HOME	0- 0	0- 0	0- 0				
0- 2	0- 0	0- 0	AWAY	0- 2	0- 0	0- 0				
0- 0	0- 0	0- 0	NEUTRAL	0- 0	0- 0	0- 0				

RPI S	Opponent	Score	RPI S	Opponent	Score	RPI S	Opponent	Score	RPI S	Opponent	Score	Team's RPI: 238
28	A Richmond	39 66	59	A Missouri St.	70 81	101	A Appalachian St.	65 89				
			70	A Fla. Gulf Coast	60 88	182	A North Carolina	77 93				
			73	H Middle Tenn.	63 78	225	N Manhattan	53 86				
			76	H Chattanooga	80 88	288	H Morehead St.	68 57				
			85	A Stetson	60 68	302	H Tennessee Tech	76 87				
			93	N UAB	47 59							
LAST 12 Division I GAMES:												
85	A Stetson	60 68	76	H Chattanooga	80 88							
28	A Richmond	39 66	288	H Morehead St.	68 57							
73	H Middle Tenn.	63 78	182	A North Carolina	77 93							
101	A Appalachian St.	65 89	59	A Missouri St.	70 81							
225	N Manhattan	53 86	70	A Fla. Gulf Coast	60 88							
93	N UAB	47 59	302	H Tennessee Tech	76 87							

Non-Div I Games:

East Tenn. St.

Eastern Ill.

Through Games Of Sunday, January 1, 2012

Average RPI Win: 217	WON-LOST	WINNING	LAST 10	STRENGTH OF	OPP. STRENGTH	TEAM	ADJ.	CONF.	ADJ CONF.
Average RPI Loss: 187	RECORD	PCT. RANK	GAMES	SCHEDULE	OF SCHEDULE	RPI	RPI	RPI	RPI
DIV. I ONLY	7- 4	103	6- 4	191	245	94	94	32	32
DIV. I NON-CONF.	7- 4	99	7- 4	193	245	93	93	32	32
TOTALS	RPI 1-25	RPI 26-50	W-L RECORDS	RPI 51-100	RPI 101-150	RPI 150+			
7- 4	0- 0	0- 0	OVERALL	0- 1	2- 1	6- 2			
4- 0	0- 0	0- 0	HOME	0- 0	1- 0	4- 0			
3- 4	0- 0	0- 0	AWAY	0- 1	1- 1	2- 2			
0- 0	0- 0	0- 0	NEUTRAL	0- 0	0- 0	0- 0			
7- 4	0- 0	0- 0	NON-CONFERENCE	0- 1	2- 1	5- 2			
4- 0	0- 0	0- 0	HOME	0- 0	1- 0	3- 0			
3- 4	0- 0	0- 0	AWAY	0- 1	1- 1	2- 2			
0- 0	0- 0	0- 0	NEUTRAL	0- 0	0- 0	0- 0			
1- 0	0- 0	0- 0	CONFERENCE	0- 0	0- 0	1- 0			
1- 0	0- 0	0- 0	HOME	0- 0	0- 0	1- 0			
0- 0	0- 0	0- 0	AWAY	0- 0	0- 0	0- 0			
0- 0	0- 0	0- 0	NEUTRAL	0- 0	0- 0	0- 0			

RPI 1-25			RPI 26-50			RPI 51-100			Team's RPI: 94	RPI 101+		
RPI	S	Opponent	Score	RPI	S	Opponent	Score	RPI	S	Opponent	Score	
						69	A Missouri	54	56	113	A Bradley	59 58
										121	H Illinois St.	83 69
										134	A Ill.-Chicago	50 66
										162	H Indiana St.	75 60
										188	H Northern Ill.	72 62
										226	H Western Ill.	88 55
										269	A Valparaiso	50 53
										277	A Sacramento St.	85 89
										299	A IUPUI	64 49
										307	A San Jose St.	93 71
										316	H Murray St.	76 51
LAST 12 Division I GAMES:												
162	H	Indiana St.	75 60	316	H	Murray St.	76 51					
69	A	Missouri	54 56	188	H	Northern Ill.	72 62					
226	H	Western Ill.	88 55	134	A	Ill.-Chicago	50 66					
277	A	Sacramento St.	85 89	269	A	Valparaiso	50 53					
307	A	San Jose St.	93 71	299	A	IUPUI	64 49					
121	H	Illinois St.	83 69	113	A	Bradley	59 58					

Non-Div I Games: Oakland City 93 32

Eastern Ill.

Loss, Non-Conf, S Site, H Home A Away N Neutral

Average RPI Win:	316	WON-LOST	WINNING	LAST 10	STRENGTH OF	OPP. STRENGTH	TEAM	ADJ.	CONF.	ADJ CONF.
Average RPI Loss:	168	RECORD	PCT. RANK	GAMES	SCHEDULE	OF SCHEDULE	RPI	RPI	RPI	RPI
DIV. I ONLY	5- 6	194	4- 5	310	273	261	261	32	32	
DIV. I NON-CONF.	3- 6	236	3- 5	292	260	237	237	32	32	
TOTALS	RPI 1-25	RPI 26-50	W-L RECORDS	RPI 51-100	RPI 101-150	RPI 150+				
5- 6	0- 0	0- 1	OVERALL	0- 1	0- 1	5- 4				
2- 1	0- 0	0- 1	HOME	0- 0	0- 0	2- 1				
2- 3	0- 0	0- 0	AWAY	0- 1	0- 0	2- 2				
1- 2	0- 0	0- 0	NEUTRAL	0- 0	0- 1	1- 1				
3- 6	0- 0	0- 1	NON-CONFERENCE	0- 1	0- 1	3- 3				
1- 1	0- 0	0- 1	HOME	0- 0	0- 0	1- 0				
1- 3	0- 0	0- 0	AWAY	0- 1	0- 0	1- 2				
1- 2	0- 0	0- 0	NEUTRAL	0- 0	0- 1	1- 1				
2- 1	0- 0	0- 0	CONFERENCE	0- 0	0- 0	2- 1				
1- 1	0- 0	0- 0	HOME	0- 0	0- 0	1- 1				
1- 0	0- 0	0- 0	AWAY	0- 0	0- 0	1- 0				
0- 0	0- 0	0- 0	NEUTRAL	0- 0	0- 0	0- 0				

RPI 1-25				RPI 26-50				RPI 51-100				RPI 101+ Team's RPI: 261			
RPI	S	Opponent	Score	RPI	S	Opponent	Score	RPI	S	Opponent	Score	RPI	S	Opponent	Score
				27	H	Louisville	53 77	67	A	Miami (OH)	55 60	101	N	Appalachian St.	62 64
												165	A	Xavier	61 66
												227	N	Campbell	52 64
												286	H	Tennessee St.	79 59
												292	H	Austin Peay	63 66
												294	A	Evansville	56 63
												315	H	Belmont	60 46
												321	A	Western Mich.	71 60
												323	N	Chicago St.	67 56
												336	A	Jacksonville St.	80 76
LAST 12 Division I GAMES:															
				323	N	Chicago St.	67 56	292	H	Austin Peay	63 66				
				294	A	Evansville	56 63	286	H	Tennessee St.	79 59				
				227	N	Campbell	52 64	336	A	Jacksonville St.	80 76				
				101	N	Appalachian St.	62 64	67	A	Miami (OH)	55 60				
				321	A	Western Mich.	71 60	315	H	Belmont	60 46				
				27	H	Louisville	53 77	165	A	Xavier	61 66				

Non-Div I Games: Ky. Christian 97 61

Eastern Ky.

 Loss,
 Non-Conf,
 S Site,
 H Home
 A Away
N Neutral

Average RPI Win:	217	WON-LOST	WINNING	LAST 10	STRENGTH OF	OPP. STRENGTH	TEAM	ADJ.	CONF.	ADJ CONF.
Average RPI Loss:	129	RECORD	PCT. RANK	GAMES	SCHEDULE	OF SCHEDULE	RPI	RPI	RPI	RPI
DIV. I ONLY	6- 5	145	6- 4	98	184	78	78	12	12	
DIV. I NON-CONF.	6- 5	137	6- 5	101	182	81	81	13	13	
TOTALS	RPI 1-25	RPI 26-50	W-L RECORDS	RPI 51-100	RPI 101-150	RPI 150+				
6- 5	1- 1	0- 0	OVERALL	0- 0	0- 2	6- 2				
1- 1	1- 0	0- 0	HOME	0- 0	0- 1	1- 0				
4- 4	0- 1	0- 0	AWAY	0- 0	0- 1	4- 2				
1- 0	0- 0	0- 0	NEUTRAL	0- 0	0- 0	1- 0				
6- 5	1- 1	0- 0	NON-CONFERENCE	0- 0	0- 2	6- 2				
2- 1	1- 0	0- 0	HOME	0- 0	0- 1	1- 0				
4- 4	0- 1	0- 0	AWAY	0- 0	0- 1	4- 2				
1- 0	0- 0	0- 0	NEUTRAL	0- 0	0- 0	1- 0				
0- 0	0- 0	0- 0	CONFERENCE	0- 0	0- 0	0- 0				
0- 0	0- 0	0- 0	HOME	0- 0	0- 0	0- 0				
0- 0	0- 0	0- 0	AWAY	0- 0	0- 0	0- 0				
0- 0	0- 0	0- 0	NEUTRAL	0- 0	0- 0	0- 0				

RPI 1-25				RPI 26-50				RPI 51-100				RPI 101+			
RPI	S	Opponent	Score	RPI	S	Opponent	Score	RPI	S	Opponent	Score	RPI	S	Opponent	Score
9	H	Michigan	77 64									114	A	Michigan St.	59 60
10	A	Green Bay	53 84									122	H	UMKC	68 70
												174	A	Canisius	65 53
												176	A	Seattle	72 75
												191	A	Loyola Chicago	63 55
												223	A	Northeastern	83 53
												224	A	Detroit	69 70
												283	N	Saint Louis	66 55
												317	A	Cornell	54 52
												320	H	Wyoming	65 43
LAST 12 Division I GAMES:															
122	H	UMKC	68 70	320	H	Wyoming	65 43								
114	A	Michigan St.	59 60	176	A	Seattle	72 75								
174	A	Canisius	65 53	283	N	Saint Louis	66 55								
317	A	Cornell	54 52	224	A	Detroit	69 70								
191	A	Loyola Chicago	63 55	9	H	Michigan	77 64								
10	A	Green Bay	53 84	223	A	Northeastern	83 53								

Non-Div I Games: Marygrove 110 31

Eastern Mich.

Average RPI Win:	186	WON-LOST	WINNING	LAST 10	STRENGTH OF	OPP. STRENGTH	TEAM	ADJ.	CONF.	ADJ CONF.
Average RPI Loss:	95	RECORD	PCT. RANK	GAMES	SCHEDULE	OF SCHEDULE	RPI	RPI	RPI	RPI
DIV. I ONLY	5- 7	209	4- 5	25	116	110	110	19	19	
DIV. I NON-CONF.	4- 7	227	3- 6	26	107	109	109	18	18	
TOTALS	RPI 1-25	RPI 26-50	W-L RECORDS	RPI 51-100	RPI 101-150	RPI 150+				
5- 7	0- 1	0- 3	OVERALL	1- 2	2- 0	2- 2				
3- 3	0- 0	0- 1	HOME	1- 1	1- 0	1- 2				
1- 4	0- 1	0- 2	AWAY	0- 1	1- 0	0- 0				
1- 0	0- 0	0- 0	NEUTRAL	0- 0	0- 0	1- 0				
4- 7	0- 1	0- 3	NON-CONFERENCE	1- 2	1- 0	2- 1				
2- 3	0- 0	0- 1	HOME	1- 1	0- 0	1- 1				
1- 4	0- 1	0- 2	AWAY	0- 1	1- 0	0- 0				
1- 0	0- 0	0- 0	NEUTRAL	0- 0	0- 0	1- 0				
1- 1	0- 0	0- 0	CONFERENCE	0- 0	1- 0	0- 1				
1- 1	0- 0	0- 0	HOME	0- 0	1- 0	0- 1				
0- 0	0- 0	0- 0	AWAY	0- 0	0- 0	0- 0				
0- 0	0- 0	0- 0	NEUTRAL	0- 0	0- 0	0- 0				

RPI 1-25				RPI 26-50				RPI 51-100				RPI 101+ Team's RPI: 110			
RPI	S	Opponent	Score	RPI	S	Opponent	Score	RPI	S	Opponent	Score	RPI	S	Opponent	Score
19	A	Gonzaga	69 75	29	A	Arizona St.	43 74	74	A	Pacific	60 69	120	H	Montana St.	79 73
				31	H	Hofstra	69 90	79	H	Oregon St.	60 74	140	A	Portland	76 60
				50	A	BYU	58 77	92	H	San Diego	68 57	231	H	Montana	46 53
												245	H	Boise St.	63 72
												280	N	Arkansas St.	72 51
												297	H	Idaho	76 61
LAST 12 Division I GAMES:															
19	A	Gonzaga	69 75	231	H	Montana	46 53								
280	N	Arkansas St.	72 51	120	H	Montana St.	79 73								
29	A	Arizona St.	43 74	297	H	Idaho	76 61								
140	A	Portland	76 60	74	A	Pacific	60 69								
50	A	BYU	58 77	245	H	Boise St.	63 72								
79	H	Oregon St.	60 74	92	H	San Diego	68 57								

Non-Div I Games: Eastern Ore. 68 55 Corban 89 54

Eastern Wash.

Average RPI Win:	270	WON-LOST	WINNING	LAST 10	STRENGTH OF	OPP. STRENGTH	TEAM	ADJ.	CONF.	ADJ CONF.
Average RPI Loss:	151	RECORD	PCT. RANK	GAMES	SCHEDULE	OF SCHEDULE	RPI	RPI	RPI	RPI
DIV. I ONLY	4- 7	224	4- 6	103	337	211	211	18	18	
DIV. I NON-CONF.	2- 5	262	2- 5	200	317	241	241	15	15	
TOTALS	RPI 1-25	RPI 26-50	W-L RECORDS	RPI 51-100	RPI 101-150	RPI 150+				
4- 7	0- 0	0- 0	OVERALL	0- 3	0- 0	4- 4				
2- 1	0- 0	0- 0	HOME	0- 1	0- 0	2- 0				
1- 4	0- 0	0- 0	AWAY	0- 2	0- 0	1- 2				
1- 2	0- 0	0- 0	NEUTRAL	0- 0	0- 0	1- 2				
2- 5	0- 0	0- 0	NON-CONFERENCE	0- 2	0- 0	2- 3				
1- 0	0- 0	0- 0	HOME	0- 0	0- 0	1- 0				
0- 3	0- 0	0- 0	AWAY	0- 2	0- 0	0- 1				
1- 2	0- 0	0- 0	NEUTRAL	0- 0	0- 0	1- 2				
2- 2	0- 0	0- 0	CONFERENCE	0- 1	0- 0	2- 1				
1- 1	0- 0	0- 0	HOME	0- 1	0- 0	1- 0				
1- 1	0- 0	0- 0	AWAY	0- 0	0- 0	1- 1				
0- 0	0- 0	0- 0	NEUTRAL	0- 0	0- 0	0- 0				

RPI 1-25			RPI 26-50			RPI 51-100			RPI 101+			Team's RPI: 211
RPI	S	Opponent	Score	RPI	S	Opponent	Score	RPI	S	Opponent	Score	
						76 H Chattanooga	46 59	158 A Furman			60 75	
						83 A West Virginia	36 84	181 N Robert Morris			65 69	
						97 A Charlotte	58 89	198 N Massachusetts			56 76	
								218 H Samford			69 44	
								227 H Campbell			89 88	
								265 A East Carolina			46 60	
								309 A Wofford			74 68	
								324 N Wagner			60 57	
LAST 12 Division I GAMES:												
227	H	Campbell	89 88	83	A	West Virginia	36 84					
218	H	Samford	69 44	324	N	Wagner	60 57					
76	H	Chattanooga	46 59	198	N	Massachusetts	56 76					
265	A	East Carolina	46 60	309	A	Wofford	74 68					
181	N	Robert Morris	65 69	158	A	Furman	60 75					
97	A	Charlotte	58 89									

Non-Div I Games: Virginia Intermont 105 53 Virginia Union 70 46

Elon

Loss, Non-Conf, S Site, H Home A Away N Neutral

Average RPI Win:	305	WON-LOST	WINNING	LAST 10	STRENGTH OF	OPP. STRENGTH	TEAM	ADJ.	CONF.	ADJ CONF.
Average RPI Loss:	172	RECORD	PCT. RANK	GAMES	SCHEDULE	OF SCHEDULE	RPI	RPI	RPI	RPI
DIV. I ONLY	3- 10	283	3- 7	172	336	294	294	10	10	
DIV. I NON-CONF.	3- 8	265	3- 7	184	340	299	299	10	10	
TOTALS	RPI 1-25	RPI 26-50	W-L RECORDS	RPI 51-100	RPI 101-150	RPI 150+				
3- 10	0- 0	0- 0	OVERALL	0- 2	0- 3	3- 5				
2- 2	0- 0	0- 0	HOME	0- 0	0- 0	2- 2				
0- 7	0- 0	0- 0	AWAY	0- 2	0- 3	0- 2				
1- 1	0- 0	0- 0	NEUTRAL	0- 0	0- 0	1- 1				
3- 8	0- 0	0- 0	NON-CONFERENCE	0- 2	0- 2	3- 4				
2- 2	0- 0	0- 0	HOME	0- 0	0- 0	2- 2				
0- 5	0- 0	0- 0	AWAY	0- 2	0- 2	0- 1				
1- 1	0- 0	0- 0	NEUTRAL	0- 0	0- 0	1- 1				
0- 2	0- 0	0- 0	CONFERENCE	0- 0	0- 1	0- 1				
0- 0	0- 0	0- 0	HOME	0- 0	0- 0	0- 0				
0- 2	0- 0	0- 0	AWAY	0- 0	0- 1	0- 1				
0- 0	0- 0	0- 0	NEUTRAL	0- 0	0- 0	0- 0				

RPI 1-25				RPI 26-50				RPI 51-100				RPI 101+				Team's RPI: 294	
RPI	S	Opponent	Score	RPI	S	Opponent	Score	RPI	S	Opponent	Score	RPI	S	Opponent	Score		
								69	A	Missouri	51	74	121	A	Illinois St.	49	62
								90	A	Cincinnati	34	64	148	A	Bowling Green	54	71
												150	A	UT Martin	69	78	
												162	A	Indiana St.	54	73	
												171	H	Marshall	48	60	
												219	N	Brown	47	55	
												261	H	Eastern Ky.	63	56	
												275	H	Ball St.	50	55	
												316	A	Murray St.	61	76	
												316	H	Murray St.	78	48	
												338	N	Troy	59	49	
LAST 12 Division I GAMES:																	
261	H	Eastern Ky.	63	56	121	A	Illinois St.	49	62								
275	H	Ball St.	50	55	162	A	Indiana St.	54	73								
338	N	Troy	59	49	69	A	Missouri	51	74								
219	N	Brown	47	55	150	A	UT Martin	69	78								
148	A	Bowling Green	54	71	316	H	Murray St.	78	48								
90	A	Cincinnati	34	64	171	H	Marshall	48	60								

Non-Div I Games:

Evansville

F
I
UF
I
U

FIU

Page 82

Fairfield

Through Games Of Sunday, January 1, 2012

Average RPI Win:	231	WON-LOST	WINNING	LAST 10	STRENGTH OF	OPP. STRENGTH	TEAM	ADJ.	CONF.	ADJ CONF.
Average RPI Loss:	103	RECORD	PCT. RANK	GAMES	SCHEDULE	OF SCHEDULE	RPI	RPI	RPI	RPI
DIV. I ONLY	7- 4	103	6- 4	254	125	117	117	21	21	
DIV. I NON-CONF.	7- 4	99	7- 4	257	123	120	120	22	22	
TOTALS	RPI 1-25	RPI 26-50	W-L RECORDS	RPI 51-100	RPI 101-150	RPI 150+				
7- 4	0- 1	0- 0	OVERALL	1- 1	1- 1	6- 1				
3- 0	0- 0	0- 0	HOME	1- 0	0- 0	3- 0				
3- 3	0- 1	0- 0	AWAY	0- 1	1- 0	2- 1				
1- 1	0- 0	0- 0	NEUTRAL	0- 0	0- 1	1- 0				
7- 4	0- 1	0- 0	NON-CONFERENCE	1- 1	1- 1	5- 1				
3- 0	0- 0	0- 0	HOME	1- 0	0- 0	2- 0				
3- 3	0- 1	0- 0	AWAY	0- 1	1- 0	2- 1				
1- 1	0- 0	0- 0	NEUTRAL	0- 0	0- 1	1- 0				
1- 0	0- 0	0- 0	CONFERENCE	0- 0	0- 0	1- 0				
1- 0	0- 0	0- 0	HOME	0- 0	0- 0	1- 0				
0- 0	0- 0	0- 0	AWAY	0- 0	0- 0	0- 0				
0- 0	0- 0	0- 0	NEUTRAL	0- 0	0- 0	0- 0				

RPI	S	Opponent	Score	RPI	S	Opponent	Score	RPI	S	Opponent	Score	RPI	S	Opponent	Score	Team's RPI: 117
3	A	Connecticut	40 93					58	A	Quinnipiac	55 64	118	N	Providence	43 75	
								74	H	Pacific	56 47	137	A	La Salle	55 52	
												205	H	Iona	62 58	
												219	A	Brown	63 55	
												234	A	Vermont	48 65	
												235	H	Stony Brook	42 34	
												308	N	Rhode Island	66 56	
												327	H	Columbia	54 44	
												341	A	St. Francis (NY)	53 30	
LAST 12 Division I GAMES:																
118	N	Providence	43 75	205	H	Iona	62 58	3	A	Connecticut	40 93					
219	A	Brown	63 55	58	A	Quinnipiac	55 64	137	A	La Salle	55 52					
58	A	Quinnipiac	55 64	341	A	St. Francis (NY)	53 30	327	H	Columbia	54 44					
234	A	Vermont	48 65	74	H	Pacific	56 47	308	N	Rhode Island	66 56					
74	H	Pacific	56 47	235	H	Stony Brook	42 34									

Non-Div I Games:

Fairfield

Loss,
Non-Conf,
S Site,
H Home
A Away
N Neutral

Average RPI Win:	277	WON-LOST	WINNING	LAST 10	STRENGTH OF	OPP. STRENGTH	TEAM	ADJ.	CONF.	ADJ CONF.
Average RPI Loss:	133	RECORD	PCT. RANK	GAMES	SCHEDULE	OF SCHEDULE	RPI	RPI	RPI	RPI
DIV. I ONLY	5- 9	231	4- 6	267	168	263	263	20	20	
DIV. I NON-CONF.	5- 7	205	5- 5	282	140	270	270	21	21	
TOTALS	RPI 1-25	RPI 26-50	W-L RECORDS	RPI 51-100	RPI 101-150	RPI 150+				
5- 9	0- 1	0- 1	OVERALL	0- 1	0- 2	5- 4				
3- 2	0- 0	0- 0	HOME	0- 1	0- 1	3- 0				
1- 6	0- 0	0- 0	AWAY	0- 0	0- 1	1- 4				
1- 1	0- 0	0- 1	NEUTRAL	0- 0	0- 0	1- 0				
5- 7	0- 1	0- 1	NON-CONFERENCE	0- 1	0- 2	5- 2				
3- 2	0- 0	0- 0	HOME	0- 1	0- 1	3- 0				
1- 4	0- 1	0- 0	AWAY	0- 0	0- 1	1- 2				
1- 1	0- 0	0- 1	NEUTRAL	0- 0	0- 0	1- 0				
0- 2	0- 0	0- 0	CONFERENCE	0- 0	0- 0	0- 2				
0- 0	0- 0	0- 0	HOME	0- 0	0- 0	0- 0				
0- 2	0- 0	0- 0	AWAY	0- 0	0- 0	0- 2				
0- 0	0- 0	0- 0	NEUTRAL	0- 0	0- 0	0- 0				

RPI 1-25				RPI 26-50				RPI 51-100				RPI 101+ Team's RPI: 263			
RPI	S	Opponent	Score	RPI	S	Opponent	Score	RPI	S	Opponent	Score	RPI	S	Opponent	Score
3	A	Connecticut	28 74	43	N	Dayton	48 84	71	H	Howard	56 66	115	A	Rider	68 69
												139	H	Yale	51 80
												161	N	Buffalo	63 54
												175	A	Saint Francis (PA)	56 69
												179	A	Boston College	57 68
												181	A	Robert Morris	50 79
												235	H	Stony Brook	51 48
												287	A	Army	37 51
												325	A	NJIT	68 57
												327	H	Columbia	71 51
												339	H	Saint Peter's	55 46
LAST 12 Division I GAMES:															
339	H	Saint Peter's	55 46	71	H	Howard	56 66	327	H	Columbia	71 51				
161	N	Buffalo	63 54					115	A	Rider	68 69				
43	N	Dayton	48 84					235	H	Stony Brook	51 48				
3	A	Connecticut	28 74					181	A	Robert Morris	50 79				
287	A	Army	37 51					175	A	Saint Francis (PA)	56 69				
325	A	NJIT	68 57												

Non-Div I Games:

Fairleigh Dickinson

■ Loss,
■ Non-Conf,
S Site,
■ Home
■ Away
N Neutral

Fla. Atlantic

Through Games Of Sunday, January 1, 2012

Average RPI Win:	301	WON-LOST	WINNING	LAST 10	STRENGTH OF	OPP. STRENGTH	TEAM	ADJ.	CONF.	ADJ CONF.
Average RPI Loss:	141	RECORD	PCT. RANK	GAMES	SCHEDULE	OF SCHEDULE	RPI	RPI	RPI	RPI
DIV. I ONLY	5- 6	194	5- 5	221	291	214	214	22	22	
DIV. I NON-CONF.	3- 6	236	3- 6	210	264	203	203	20	20	
TOTALS	RPI 1-25	RPI 26-50	W-L RECORDS	RPI 51-100	RPI 101-150	RPI 150+				
5- 6	0- 1	0- 1	OVERALL	0- 1	0- 1	5- 2				
2- 1	0- 0	0- 0	HOME	0- 0	0- 0	2- 1				
2- 3	0- 1	0- 0	AWAY	0- 0	0- 0	2- 0				
1- 2	0- 0	0- 0	NEUTRAL	0- 0	0- 1	1- 1				
3- 6	0- 1	0- 1	NON-CONFERENCE	0- 1	0- 1	3- 2				
2- 1	0- 0	0- 0	HOME	0- 0	0- 0	2- 1				
0- 3	0- 1	0- 1	AWAY	0- 1	0- 0	0- 0				
1- 2	0- 0	0- 0	NEUTRAL	0- 0	0- 1	1- 1				
2- 0	0- 0	0- 0	CONFERENCE	0- 0	0- 0	2- 0				
0- 0	0- 0	0- 0	HOME	0- 0	0- 0	0- 0				
2- 0	0- 0	0- 0	AWAY	0- 0	0- 0	2- 0				
0- 0	0- 0	0- 0	NEUTRAL	0- 0	0- 0	0- 0				

RPI 1-25				RPI 26-50				RPI 51-100				RPI 101+ Team's RPI: 214			
RPI	S	Opponent	Score	RPI	S	Opponent	Score	RPI	S	Opponent	Score	RPI	S	Opponent	Score
9	A	Michigan	51 73	33	A	Kansas	63 82	85	A	Stetson	37 52	138	N	Lamar	61 66
												274	A	La.-Lafayette	66 52
												280	A	Arkansas St.	57 44
												283	H	Saint Louis	63 70
												293	H	North Florida	63 52
												299	N	IUPUI	64 74
												329	H	Bethune-Cookman	68 46
												329	N	Bethune-Cookman	71 70
LAST 12 Division I GAMES:															
33	A	Kansas	63 82	274	A	La.-Lafayette	66 52								
138	N	Lamar	61 66	280	A	Arkansas St.	57 44								
299	N	IUPUI	64 74	85	A	Stetson	37 52								
329	H	Bethune-Cookman	68 46	329	N	Bethune-Cookman	71 70								
9	A	Michigan	51 73	293	H	North Florida	63 52								
				283	H	Saint Louis	63 70								

Non-Div I Games: Webber Int'l 77 52 Warner Southern 76 50

Fla. Atlantic

Loss, Non-Conf, S Site, H Home A Away N Neutral

Average RPI Win:	205	WON-LOST	WINNING	LAST 10	STRENGTH OF	OPP. STRENGTH	TEAM	ADJ.	CONF.	ADJ CONF.
Average RPI Loss:	71	RECORD	PCT. RANK	GAMES	SCHEDULE	OF SCHEDULE	RPI	RPI	RPI	RPI
DIV. I ONLY	9- 2	38	8- 1	250	27	70	70	31	31	
DIV. I NON-CONF.	7- 2	50	7- 1	123	51	37	37	31	31	
TOTALS	RPI 1-25	RPI 26-50	W-L RECORDS	RPI 51-100	RPI 101-150	RPI 150+				
9- 2	0- 0	1- 1	OVERALL	0- 0	1- 1	8- 0				
5- 0	0- 0	1- 0	HOME	0- 0	1- 0	3- 0				
3- 1	0- 0	0- 0	AWAY	0- 0	0- 1	4- 0				
1- 1	0- 0	0- 1	NEUTRAL	0- 0	0- 0	1- 0				
7- 2	0- 0	1- 1	NON-CONFERENCE	0- 0	1- 1	5- 0				
3- 0	0- 0	1- 0	HOME	0- 0	1- 0	1- 0				
3- 1	0- 0	0- 0	AWAY	0- 0	0- 1	3- 0				
1- 1	0- 0	0- 1	NEUTRAL	0- 0	0- 0	1- 0				
3- 0	0- 0	0- 0	CONFERENCE	0- 0	0- 0	3- 0				
2- 0	0- 0	0- 0	HOME	0- 0	0- 0	2- 0				
1- 0	0- 0	0- 0	AWAY	0- 0	0- 0	1- 0				
0- 0	0- 0	0- 0	NEUTRAL	0- 0	0- 0	0- 0				

RPI 1-25				RPI 26-50				RPI 51-100				Team's RPI: 70		RPI 101+			
RPI	S	Opponent	Score	RPI	S	Opponent	Score	RPI	S	Opponent	Score			RPI	S	Opponent	Score
				28	H	Richmond	81 67							107	A	Seton Hall	51 57
				35	N	North Carolina St.	64 69							114	H	Michigan St.	59 58
														185	A	FIU	80 72
														210	A	Hawaii	72 52
														215	H	Virginia Tech	69 41
														238	H	East Tenn. St.	88 60
														242	A	UCF	75 36
														244	N	Alcorn St.	85 38
														272	H	S.C. Upstate	77 53
														304	A	Mercer	98 50
LAST 12 Division I GAMES:																	
				304	A	Mercer	98 50					244	N	Alcorn St.	85 38		
				238	H	East Tenn. St.	88 60					210	A	Hawaii	72 52		
				28	H	Richmond	81 67					35	N	North Carolina St.	64 69		
				114	H	Michigan St.	59 58					215	H	Virginia Tech	69 41		
				185	A	FIU	80 72					272	H	S.C. Upstate	77 53		
				107	A	Seton Hall	51 57					242	A	UCF	75 36		

Non-Div I Games: Webber Int'l 106 27

Fla. Gulf Coast

F
l
o
r
i
d
a

Florida				Through Games Of Sunday, January 1, 2012								
Average RPI Win:	148	WON-LOST	WINNING	LAST 10	STRENGTH OF	OPP. STRENGTH	TEAM	ADJ.	CONF.	ADJ CONF.		
Average RPI Loss:	36	RECORD	PCT. RANK	GAMES	SCHEDULE	OF SCHEDULE	RPI	RPI	RPI	RPI		
DIV. I ONLY		10- 4	75	6- 3	23	110	49	49	4	4		
DIV. I NON-CONF.		10- 3	52	8- 2	31	99	53	53	4	4		

TOTALS		RPI 1-25		RPI 26-50		W-L RECORDS		RPI 51-100		RPI 101-150	RPI 150+	
10- 4		0- 2		2- 0		OVERALL		3- 2		1- 0		4- 0
7- 2		0- 1		2- 0		HOME		2- 1		0- 0		3- 0
1- 1		0- 0		0- 0		AWAY		0- 1		0- 0		1- 0
2- 1		0- 1		0- 0		NEUTRAL		1- 0		1- 0		0- 0
10- 3		0- 2		2- 0		NON-CONFERENCE		3- 1		1- 0		4- 0
7- 1		0- 1		2- 0		HOME		2- 0		0- 0		3- 0
1- 1		0- 0		0- 0		AWAY		0- 1		0- 0		1- 0
2- 1		0- 1		0- 0		NEUTRAL		1- 0		1- 0		0- 0
0- 1		0- 0		0- 0		CONFERENCE		0- 1		0- 0		0- 0
0- 1		0- 0		0- 0		HOME		0- 1		0- 0		0- 0
0- 0		0- 0		0- 0		AWAY		0- 0		0- 0		0- 0
0- 0		0- 0		0- 0		NEUTRAL		0- 0		0- 0		0- 0

RPI 1-25				RPI 26-50		Team's RPI: 49		RPI 51-100		RPI 101+		
RPI	S	Opponent	Score	RPI	S	Opponent	Score	RPI	S	Opponent	Score	
9	H	Michigan	66 69	41	H	Florida St.	72 58	51	H	Kentucky	56 59	
11	N	Rutgers	49 63	44	H	Duquesne	62 49	66	H	Hampton	63 46	
								74	A	Pacific	73 78	
								85	H	Stetson	71 57	
								97	N	Charlotte	82 73	
								137 N La Salle 85 74				
								189 H Charleston So. 83 59				
								218 H Samford 81 56				
								291 A San Francisco 91 68				
								315 H Belmont 72 45				

LAST 12 Division I GAMES:												
51 H Kentucky 56 59				218 H Samford 81 56								
315 H Belmont 72 45				44 H Duquesne 62 49								
97 N Charlotte 82 73				189 H Charleston So. 83 59								
137 N La Salle 85 74				74 A Pacific 73 78								
66 H Hampton 63 46				291 A San Francisco 91 68								
41 H Florida St. 72 58				11 N Rutgers 49 63								

F
l
o
r
i
d
a

Non-Div I Games:

Florida

Average RPI Win:	280	WON-LOST	WINNING	LAST 10	STRENGTH OF	OPP. STRENGTH	TEAM	ADJ.	CONF.	ADJ CONF.
Average RPI Loss:	147	RECORD	PCT. RANK	GAMES	SCHEDULE	OF SCHEDULE	RPI	RPI	RPI	RPI
DIV. I ONLY	7- 5	120	7- 2	304	297	190	190	27	27	
DIV. I NON-CONF.	6- 5	137	6- 4	296	287	178	178	24	24	
TOTALS	RPI 1-25	RPI 26-50	W-L RECORDS	RPI 51-100	RPI 101-150	RPI 150+				
7- 5	0- 0	0- 2	OVERALL	1- 0	0- 0	7- 3				
0- 2	0- 0	0- 2	HOME	1- 0	0- 0	0- 0				
6- 3	0- 0	0- 0	AWAY	0- 0	0- 0	6- 2				
1- 0	0- 0	0- 0	NEUTRAL	0- 0	0- 0	1- 0				
6- 5	0- 0	0- 2	NON-CONFERENCE	1- 0	0- 0	6- 3				
1- 2	0- 0	0- 2	HOME	1- 0	0- 0	0- 0				
5- 3	0- 0	0- 0	AWAY	0- 0	0- 0	5- 3				
1- 0	0- 0	0- 0	NEUTRAL	0- 0	0- 0	1- 0				
1- 0	0- 0	0- 0	CONFERENCE	0- 0	0- 0	1- 0				
0- 0	0- 0	0- 0	HOME	0- 0	0- 0	0- 0				
1- 0	0- 0	0- 0	AWAY	0- 0	0- 0	1- 0				
0- 0	0- 0	0- 0	NEUTRAL	0- 0	0- 0	0- 0				

RPI S	Opponent	Score	RPI S	Opponent	Score	RPI S	Opponent	Score	RPI S	Opponent	Score	Team's RPI: 190
27	H Louisville	66 86	93	H UAB	69 59	185	A FIU	64 79	242	A UCF	51 67	
34	H Nebraska	64 72				249	A Nicholls St.	69 77	270	A Southern Miss.	77 68	
						286	A Tennessee St.	90 75	292	A Austin Peay	86 77	
						313	A Jacksonville	78 59	322	A Southeastern La.	85 63	
						329	A Bethune-Cookman	81 57	334	N Northwestern St.	77 53	
LAST 12 Division I GAMES:												
93	H UAB	69 59	286	A Tennessee St.	90 75							
270	A Southern Miss.	77 68	292	A Austin Peay	86 77							
27	H Louisville	66 86	322	A Southeastern La.	85 63							
34	H Nebraska	64 72	334	N Northwestern St.	77 53							
185	A FIU	64 79	249	A Nicholls St.	69 77							
242	A UCF	51 67	329	A Bethune-Cookman	81 57							

Non-Div I Games:

Florida A&M

■ Loss,
 ■ Non-Conf, S Site,
 ■ Home
 ■ Away
 N Neutral

Average RPI Win:	157	WON-LOST	WINNING	LAST 10	STRENGTH OF	OPP. STRENGTH	TEAM	ADJ.	CONF.	ADJ CONF.
Average RPI Loss:	34	RECORD	PCT. RANK	GAMES	SCHEDULE	OF SCHEDULE	RPI	RPI	RPI	RPI
DIV. I ONLY	8- 6	133	5- 5	8	112	41	41	6	6	
DIV. I NON-CONF.	8- 6	129	6- 5	7	112	34	34	5	5	
TOTALS	RPI 1-25	RPI 26-50	W-L RECORDS	RPI 51-100	RPI 101-150	RPI 150+				
8- 6	0- 2	0- 3	OVERALL	1- 2	4- 0	3- 0				
4- 2	0- 1	0- 2	HOME	1- 0	2- 0	1- 0				
2- 3	0- 1	0- 1	AWAY	0- 1	0- 0	2- 0				
2- 1	0- 0	0- 0	NEUTRAL	0- 1	2- 0	0- 0				
8- 6	0- 1	0- 3	NON-CONFERENCE	1- 2	4- 0	3- 0				
4- 2	0- 0	0- 2	HOME	1- 0	2- 0	1- 0				
2- 3	0- 1	0- 1	AWAY	0- 1	0- 0	2- 0				
2- 1	0- 0	0- 0	NEUTRAL	0- 1	2- 0	0- 0				
0- 1	0- 1	0- 0	CONFERENCE	0- 0	0- 0	0- 0				
0- 1	0- 1	0- 0	HOME	0- 0	0- 0	0- 0				
0- 0	0- 0	0- 0	AWAY	0- 0	0- 0	0- 0				
0- 0	0- 0	0- 0	NEUTRAL	0- 0	0- 0	0- 0				

RPI 1-25				RPI 26-50				Team's RPI: 41	RPI 51-100				RPI 101+			
RPI	S	Opponent	Score	RPI	S	Opponent	Score		RPI	S	Opponent	Score	RPI	S	Opponent	Score
6	H	Maryland	70 91	27	H	Louisville	76 85		52	A	Vanderbilt	59 64	131	N	Minnesota	68 56
14	A	Ohio St.	75 78	34	H	Nebraska	63 66		57	N	Arkansas	52 55	132	N	South Fla.	62 49
				49	A	Florida	58 72		97	H	Charlotte	64 62	139	H	Yale	92 58
													141	H	Georgia St.	94 74
													168	H	Alabama A&M	86 41
													208	A	Akron	90 64
													242	A	UCF	60 47
LAST 12 Division I GAMES:																
6	H	Maryland	70 91	242	A	UCF	60 47									
14	A	Ohio St.	75 78	139	H	Yale	92 58									
34	H	Nebraska	63 66	52	A	Vanderbilt	59 64									
27	H	Louisville	76 85	168	H	Alabama A&M	86 41									
141	H	Georgia St.	94 74	208	A	Akron	90 64									
49	A	Florida	58 72	97	H	Charlotte	64 62									

Non-Div I Games:

Florida St.

■ Loss,
■ Non-Conf, S Site,
■ Home
■ Away
N Neutral

Average RPI Win:	208	WON-LOST	WINNING	LAST 10	STRENGTH OF	OPP. STRENGTH	TEAM	ADJ.	CONF.	ADJ CONF.
Average RPI Loss:	181	RECORD	PCT. RANK	GAMES	SCHEDULE	OF SCHEDULE	RPI	RPI	RPI	RPI
DIV. I ONLY	8- 5	108	5- 5	220	143	144	144	9	9	
DIV. I NON-CONF.	8- 5	107	7- 5	223	142	142	142	9	9	
TOTALS	RPI 1-25	RPI 26-50	W-L RECORDS	RPI 51-100	RPI 101-150	RPI 150+				
8- 5	0- 1	0- 0	OVERALL	1- 0	1- 2	6- 3				
4- 2	0- 0	0- 0	HOME	1- 0	0- 1	3- 2				
4- 2	0- 1	0- 0	AWAY	0- 0	1- 0	3- 1				
0- 1	0- 0	0- 0	NEUTRAL	0- 0	0- 1	0- 0				
8- 5	0- 1	0- 0	NON-CONFERENCE	1- 0	1- 2	6- 3				
4- 3	0- 0	0- 0	HOME	1- 0	0- 1	3- 2				
4- 2	0- 1	0- 0	AWAY	0- 0	1- 0	3- 1				
0- 1	0- 0	0- 0	NEUTRAL	0- 0	0- 1	0- 0				
0- 0	0- 0	0- 0	CONFERENCE	0- 0	0- 0	0- 0				
0- 0	0- 0	0- 0	HOME	0- 0	0- 0	0- 0				
0- 0	0- 0	0- 0	AWAY	0- 0	0- 0	0- 0				
0- 0	0- 0	0- 0	NEUTRAL	0- 0	0- 0	0- 0				

RPI 1-25				RPI 26-50				RPI 51-100				RPI 101+ Team's RPI: 144			
RPI	S	Opponent	Score	RPI	S	Opponent	Score	RPI	S	Opponent	Score	RPI	S	Opponent	Score
11	A	Rutgers	48 68					92	H	San Diego	44 42	105	A	Holy Cross	54 43
												130	H	Coppin St.	60 61
												142	N	TCU	47 48
												157	H	Albany (NY)	42 59
												225	A	Manhattan	59 49
												235	A	Stony Brook	41 37
												239	H	Winthrop	76 53
												240	H	Navy	47 43
												242	A	UCF	70 57
												284	H	Cleveland St.	52 43
												317	H	Cornell	39 40
												328	A	Bucknell	39 49
LAST 12 Division I GAMES:															
317	H	Cornell	39 40	130	H	Coppin St.	60 61								
92	H	San Diego	44 42	240	H	Navy	47 43								
225	A	Manhattan	59 49	239	H	Winthrop	76 53								
142	N	TCU	47 48	235	A	Stony Brook	41 37								
242	A	UCF	70 57	11	A	Rutgers	48 68								
105	A	Holy Cross	54 43	328	A	Bucknell	39 49								

Non-Div I Games:

Fordham

■ Loss,
 ■ Non-Conf, S Site,
 ■ Home
 ■ Away
 N Neutral

Average RPI Win:	189	WON-LOST	WINNING	LAST 10	STRENGTH OF	OPP. STRENGTH	TEAM	ADJ.	CONF.	ADJ CONF.
Average RPI Loss:	56	RECORD	PCT. RANK	GAMES	SCHEDULE	OF SCHEDULE	RPI	RPI	RPI	RPI
DIV. I ONLY	10- 3	46	9- 1	143	57	56	56	26	26	
DIV. I NON-CONF.	10- 3	52	10- 2	147	59	58	58	27	27	
TOTALS	RPI 1-25	RPI 26-50	W-L RECORDS	RPI 51-100	RPI 101-150	RPI 150+				
10- 3	0- 1	1- 1	OVERALL	1- 0	0- 1	8- 0				
5- 1	0- 1	1- 0	HOME	1- 0	0- 0	3- 0				
4- 2	0- 0	0- 1	AWAY	0- 0	0- 1	4- 0				
1- 0	0- 0	0- 0	NEUTRAL	0- 0	0- 0	1- 0				
10- 3	0- 1	1- 1	NON-CONFERENCE	1- 0	0- 1	8- 0				
5- 1	0- 1	1- 0	HOME	1- 0	0- 0	3- 0				
4- 2	0- 0	0- 1	AWAY	0- 0	0- 1	4- 0				
1- 0	0- 0	0- 0	NEUTRAL	0- 0	0- 0	1- 0				
0- 0	0- 0	0- 0	CONFERENCE	0- 0	0- 0	0- 0				
0- 0	0- 0	0- 0	HOME	0- 0	0- 0	0- 0				
0- 0	0- 0	0- 0	AWAY	0- 0	0- 0	0- 0				
0- 0	0- 0	0- 0	NEUTRAL	0- 0	0- 0	0- 0				

RPI	S	Opponent	Score	RPI	S	Opponent	Score	RPI	S	Opponent	Score	RPI	S	Opponent	Score
4	H	Stanford	59 93	36	A	Southern California	57 65	74	H	Pacific	61 52	128	A	Pepperdine	78 81
				48	H	Oklahoma	69 66					155	H	Oregon	81 71
												173	A	SMU	88 67
												192	H	Santa Clara	83 71
												206	A	Cal St. Northridge	70 61
												222	A	Cal Poly	79 76
												257	H	CSU Bakersfield	88 59
												276	A	UC Riverside	67 62
												286	N	Tennessee St.	83 66
LAST 12 Division I GAMES:															
276	A	UC Riverside	67 62	74	H	Pacific	61 52	257	H	CSU Bakersfield	88 59	206	A	Cal St. Northridge	70 61
173	A	SMU	88 67	48	H	Oklahoma	69 66	4	H	Stanford	59 93	155	H	Oregon	81 71
286	N	Tennessee St.	83 66												
222	A	Cal Poly	79 76												
128	A	Pepperdine	78 81												
192	H	Santa Clara	83 71												

Non-Div I Games:

Fresno St.

■ Loss,
 ■ Non-Conf,
 S Site,
 ■ Home
 ■ Away
 N Neutral

Furman

Through Games Of Sunday, January 1, 2012

Average RPI Win:	242	WON-LOST	WINNING	LAST 10	STRENGTH OF	OPP. STRENGTH	TEAM	ADJ.	CONF.	ADJ CONF.
Average RPI Loss:	127	RECORD	PCT. RANK	GAMES	SCHEDULE	OF SCHEDULE	RPI	RPI	RPI	RPI
DIV. I ONLY	8- 4	84	7- 3	296	164	158	158	18	18	
DIV. I NON-CONF.	4- 4	158	4- 4	191	310	119	119	15	15	
TOTALS	RPI 1-25	RPI 26-50	W-L RECORDS	RPI 51-100	RPI 101-150	RPI 150+				
8- 4	0- 1	0- 1	OVERALL	0- 0	0- 0	8- 2				
5- 1	0- 0	0- 0	HOME	0- 0	0- 0	5- 1				
3- 3	0- 1	0- 1	AWAY	0- 0	0- 0	3- 1				
0- 0	0- 0	0- 0	NEUTRAL	0- 0	0- 0	0- 0				
4- 4	0- 1	0- 1	NON-CONFERENCE	0- 0	0- 0	4- 2				
3- 1	0- 0	0- 0	HOME	0- 0	0- 0	3- 1				
1- 3	0- 1	0- 1	AWAY	0- 0	0- 0	1- 1				
0- 0	0- 0	0- 0	NEUTRAL	0- 0	0- 0	0- 0				
4- 0	0- 0	0- 0	CONFERENCE	0- 0	0- 0	4- 0				
2- 0	0- 0	0- 0	HOME	0- 0	0- 0	2- 0				
2- 0	0- 0	0- 0	AWAY	0- 0	0- 0	2- 0				
0- 0	0- 0	0- 0	NEUTRAL	0- 0	0- 0	0- 0				

RPI 1-25				RPI 26-50				RPI 51-100				RPI 101+ Team's RPI: 158			
RPI	S	Opponent	Score	RPI	S	Opponent	Score	RPI	S	Opponent	Score	RPI	S	Opponent	Score
21	A	Georgia	58 83	45	A	South Carolina	33 72					171	H	Marshall	62 54
												189	A	Charleston So.	78 80
												194	A	Col. of Charleston	60 51
												211	H	Elon	75 60
												213	A	Presbyterian	63 47
												216	A	Ga. Southern	66 60
												253	H	Clemson	67 68
												260	H	UNC Greensboro	53 48
												335	H	UNC Asheville	71 59
												338	H	Troy	75 57
LAST 12 Division I GAMES:															
21	A	Georgia	58 83	171	H	Marshall	62 54								
253	H	Clemson	67 68	260	H	UNC Greensboro	53 48								
335	H	UNC Asheville	71 59	211	H	Elon	75 60								
338	H	Troy	75 57	45	A	South Carolina	33 72								
213	A	Presbyterian	63 47	216	A	Ga. Southern	66 60								
189	A	Charleston So.	78 80	194	A	Col. of Charleston	60 51								

Non-Div I Games:

Furman

■ Loss,
 ■ Non-Conf,
 ■ S Site,
 ■ H Home
 ■ A Away
 N Neutral

Ga. Southern

Through Games Of Sunday, January 1, 2012

Average RPI Win:	316	WON-LOST	WINNING	LAST 10	STRENGTH OF	OPP. STRENGTH	TEAM	ADJ.	CONF.	ADJ CONF.
Average RPI Loss:	102	RECORD	PCT. RANK	GAMES	SCHEDULE	OF SCHEDULE	RPI	RPI	RPI	RPI
DIV. I ONLY	3- 8	267	3- 6	63	318	216	216	18	18	
DIV. I NON-CONF.	3- 5	224	3- 4	99	288	236	236	15	15	
TOTALS	RPI 1-25	RPI 26-50	W-L RECORDS	RPI 51-100	RPI 101-150	RPI 150+				
3- 8	0- 1	0- 1	OVERALL	0- 1	0- 3	4- 2				
1- 4	0- 1	0- 1	HOME	0- 1	0- 0	2- 1				
1- 3	0- 0	0- 0	AWAY	0- 0	0- 3	1- 0				
1- 1	0- 0	0- 0	NEUTRAL	0- 0	0- 0	1- 1				
3- 5	0- 1	0- 1	NON-CONFERENCE	0- 1	0- 1	3- 1				
1- 3	0- 1	0- 1	HOME	0- 1	0- 0	1- 0				
1- 1	0- 0	0- 0	AWAY	0- 0	0- 1	1- 0				
1- 1	0- 0	0- 0	NEUTRAL	0- 0	0- 0	1- 1				
1- 3	0- 0	0- 0	CONFERENCE	0- 0	0- 2	1- 1				
1- 1	0- 0	0- 0	HOME	0- 0	0- 0	1- 1				
0- 2	0- 0	0- 0	AWAY	0- 0	0- 2	0- 0				
0- 0	0- 0	0- 0	NEUTRAL	0- 0	0- 0	0- 0				

RPI 1-25				RPI 26-50				RPI 51-100				RPI 101+ Team's RPI: 216			
RPI	S	Opponent	Score	RPI	S	Opponent	Score	RPI	S	Opponent	Score	RPI	S	Opponent	Score
21	H	Georgia	49 68	38	H	Arizona	46 88	85	H	Stetson	51 61	101	A	Appalachian St.	45 64
												112	A	Alabama	34 67
												149	A	Davidson	48 72
												152	N	Stephen F. Austin	40 49
												158	H	Furman	60 66
												304	A	Mercer	57 55
												309	H	Wofford	56 48
												313	H	Jacksonville	52 46
												336	N	Jacksonville St.	72 49
LAST 12 Division I GAMES:															
309	H	Wofford	56 48	313	H	Jacksonville	52 46								
152	N	Stephen F. Austin	40 49	149	A	Davidson	48 72								
112	A	Alabama	34 67	85	H	Stetson	51 61								
304	A	Mercer	57 55	158	H	Furman	60 66								
21	H	Georgia	49 68	101	A	Appalachian St.	45 64								
38	H	Arizona	46 88	336	N	Jacksonville St.	72 49								

Non-Div I Games: Southern Wesleyan 75 40

Ga. Southern

■ Loss,
 ■ Non-Conf, S Site,
 ■ Home
 ■ Away
 N Neutral

Gardner-Webb

Through Games Of Sunday, January 1, 2012

Average RPI Win:	342	WON-LOST	WINNING	LAST 10	STRENGTH OF	OPP. STRENGTH	TEAM	ADJ.	CONF.	ADJ CONF.
Average RPI Loss:	165	RECORD	PCT. RANK	GAMES	SCHEDULE	OF SCHEDULE	RPI	RPI	RPI	RPI
DIV. I ONLY	1- 10	328	1- 9	99	340	295	295	28	28	
DIV. I NON-CONF.	1- 9	324	1- 9	103	338	294	294	28	28	
TOTALS	RPI 1-25	RPI 26-50	W-L RECORDS	RPI 51-100	RPI 101-150	RPI 150+				
1- 10	0- 1	0- 2	OVERALL	0- 0	0- 2	1- 6				
0- 3	0- 0	0- 0	HOME	0- 0	0- 1	0- 2				
1- 5	0- 0	0- 1	AWAY	0- 0	0- 1	1- 4				
0- 2	0- 1	0- 1	NEUTRAL	0- 0	0- 0	0- 0				
1- 9	0- 1	0- 2	NON-CONFERENCE	0- 0	0- 2	1- 4				
0- 3	0- 0	0- 0	HOME	0- 0	0- 1	0- 2				
1- 4	0- 0	0- 1	AWAY	0- 0	0- 1	1- 2				
0- 2	0- 1	0- 1	NEUTRAL	0- 0	0- 0	0- 0				
0- 2	0- 0	0- 0	CONFERENCE	0- 0	0- 0	0- 2				
0- 0	0- 0	0- 0	HOME	0- 0	0- 0	0- 0				
0- 2	0- 0	0- 0	AWAY	0- 0	0- 0	0- 2				
0- 0	0- 0	0- 0	NEUTRAL	0- 0	0- 0	0- 0				

RPI 1-25				RPI 26-50				RPI 51-100				RPI 101+				Team's RPI: 295
RPI	S	Opponent	Score	RPI	S	Opponent	Score	RPI	S	Opponent	Score	RPI	S	Opponent	Score	
22	N	Duke	31 97	27	A	Louisville	27 92					101	H	Appalachian St.	41 69	
				36	N	Southern California	41 82					149	A	Davidson	46 67	
												156	A	High Point	41 63	
												182	A	North Carolina	44 109	
												227	A	Campbell	52 62	
												271	H	Kennesaw St.	48 68	
												309	H	Wofford	50 58	
												332	A	Lipscomb	65 76	
												342	A	N.C. Central	56 45	
LAST 12 Division I GAMES:																
156	A	High Point	41 63	227	A	Campbell	52 62									
22	N	Duke	31 97	342	A	N.C. Central	56 45									
149	A	Davidson	46 67	332	A	Lipscomb	65 76									
101	H	Appalachian St.	41 69	27	A	Louisville	27 92									
271	H	Kennesaw St.	48 68	309	H	Wofford	50 58									
182	A	North Carolina	44 109	36	N	Southern California	41 82									

Non-Div I Games:

Gardner-Webb

■ Loss,
 ■ Non-Conf, S Site,
 ■ Home
 ■ Away
 N Neutral

George Mason

Through Games Of Sunday, January 1, 2012

Average RPI Win:	244	WON-LOST	WINNING	LAST 10	STRENGTH OF	OPP. STRENGTH	TEAM	ADJ.	CONF.	ADJ CONF.
Average RPI Loss:	175	RECORD	PCT. RANK	GAMES	SCHEDULE	OF SCHEDULE	RPI	RPI	RPI	RPI
DIV. I ONLY	7- 4	103	6- 4	299	120	195	195	7	7	
DIV. I NON-CONF.	6- 4	116	6- 5	289	133	192	192	7	7	
TOTALS	RPI 1-25	RPI 26-50	W-L RECORDS	RPI 51-100	RPI 101-150	RPI 150+				
7- 4	0- 1	0- 0	OVERALL	0- 0	0- 1	7- 3				
5- 2	0- 1	0- 0	HOME	0- 0	0- 0	5- 1				
2- 2	0- 0	0- 0	AWAY	0- 0	0- 1	2- 2				
0- 0	0- 0	0- 0	NEUTRAL	0- 0	0- 0	0- 0				
6- 4	0- 1	0- 0	NON-CONFERENCE	0- 0	0- 1	6- 3				
4- 2	0- 1	0- 0	HOME	0- 0	0- 0	4- 1				
2- 3	0- 0	0- 0	AWAY	0- 0	0- 1	2- 2				
0- 0	0- 0	0- 0	NEUTRAL	0- 0	0- 0	0- 0				
1- 0	0- 0	0- 0	CONFERENCE	0- 0	0- 0	1- 0				
1- 0	0- 0	0- 0	HOME	0- 0	0- 0	1- 0				
0- 0	0- 0	0- 0	AWAY	0- 0	0- 0	0- 0				
0- 0	0- 0	0- 0	NEUTRAL	0- 0	0- 0	0- 0				

RPI 1-25				RPI 26-50				RPI 51-100				RPI 101+ Team's RPI: 195			
RPI	S	Opponent	Score	RPI	S	Opponent	Score	RPI	S	Opponent	Score	RPI	S	Opponent	Score
6	H	Maryland	50 78									147	A	UMBC	53 65
												184	H	American	51 55
												193	H	Oakland	59 48
												198	H	Massachusetts	55 52
												229	H	Old Dominion	85 69
												233	A	Ohio	59 75
												235	A	Stony Brook	54 50
												254	A	Longwood	80 58
												264	H	George Washington	58 55
												303	A	Norfolk St.	57 60
												335	H	UNC Asheville	88 59
LAST 12 Division I GAMES:															
303	A	Norfolk St.	57 60	233	A	Ohio	59 75								
335	H	UNC Asheville	88 59	264	H	George Washington	58 55								
235	A	Stony Brook	54 50	6	H	Maryland	50 78								
254	A	Longwood	80 58	147	A	UMBC	53 65								
193	H	Oakland	59 48	229	H	Old Dominion	85 69								
184	H	American	51 55	198	H	Massachusetts	55 52								

Non-Div I Games:

George Mason

■ Loss,
 ■ Non-Conf,
 S Site,
 ■ Home
 ■ Away
 N Neutral

Average RPI Win:	258	WON-LOST	WINNING	LAST 10	STRENGTH OF	OPP. STRENGTH	TEAM	ADJ.	CONF.	ADJ CONF.
Average RPI Loss:	137	RECORD	PCT. RANK	GAMES	SCHEDULE	OF SCHEDULE	RPI	RPI	RPI	RPI
DIV. I ONLY	6- 7	184	6- 4	309	161	264	264	9	9	
DIV. I NON-CONF.	6- 7	180	6- 6	314	161	267	267	9	9	
TOTALS	RPI 1-25	RPI 26-50	W-L RECORDS	RPI 51-100	RPI 101-150	RPI 150+				
6- 7	0- 2	0- 0	OVERALL	0- 0	1- 0	6- 5				
2- 4	0- 1	0- 0	HOME	0- 0	0- 0	3- 3				
2- 3	0- 1	0- 0	AWAY	0- 0	1- 0	1- 2				
2- 0	0- 0	0- 0	NEUTRAL	0- 0	0- 0	2- 0				
6- 7	0- 2	0- 0	NON-CONFERENCE	0- 0	1- 0	6- 5				
3- 4	0- 1	0- 0	HOME	0- 0	0- 0	3- 3				
2- 3	0- 1	0- 0	AWAY	0- 0	1- 0	1- 2				
2- 0	0- 0	0- 0	NEUTRAL	0- 0	0- 0	2- 0				
0- 0	0- 0	0- 0	CONFERENCE	0- 0	0- 0	0- 0				
0- 0	0- 0	0- 0	HOME	0- 0	0- 0	0- 0				
0- 0	0- 0	0- 0	AWAY	0- 0	0- 0	0- 0				
0- 0	0- 0	0- 0	NEUTRAL	0- 0	0- 0	0- 0				

RPI 1-25				RPI 26-50				RPI 51-100				RPI 101+ Team's RPI: 264			
RPI	S	Opponent	Score	RPI	S	Opponent	Score	RPI	S	Opponent	Score	RPI	S	Opponent	Score
11	H	Rutgers	54 75									145	A	William & Mary	74 66
17	A	Georgetown	50 59									153	H	Loyola Maryland	62 70
												170	A	Auburn	47 55
												184	H	American	60 49
												195	A	George Mason	55 58
												199	H	Morgan St.	68 73
												215	H	Virginia Tech	48 55
												229	H	Old Dominion	58 52
												266	H	Radford	83 59
												314	A	Texas-Arlington	63 41
												326	N	Maine	54 46
												340	N	Houston Baptist	80 44
LAST 12 Division I GAMES:															
184	H	American	60 49	11	H	Rutgers	54 75								
326	N	Maine	54 46	145	A	William & Mary	74 66								
229	H	Old Dominion	58 52	195	A	George Mason	55 58								
266	H	Radford	83 59	153	H	Loyola Maryland	62 70								
170	A	Auburn	47 55	17	A	Georgetown	50 59								
215	H	Virginia Tech	48 55	340	N	Houston Baptist	80 44								

Non-Div I Games:

George Washington

Georgetown

Through Games Of Sunday, January 1, 2012

Average RPI Win:	173	WON-LOST	WINNING	LAST 10	STRENGTH OF	OPP. STRENGTH	TEAM	ADJ.	CONF.	ADJ CONF.
Average RPI Loss:	16	RECORD	PCT. RANK	GAMES	SCHEDULE	OF SCHEDULE	RPI	RPI	RPI	RPI
DIV. I ONLY	12- 2	17	10- 0	72	73	17	17	2	2	
DIV. I NON-CONF.	11- 2	24	10- 1	78	82	17	17	2	2	
TOTALS	RPI 1-25	RPI 26-50	W-L RECORDS	RPI 51-100	RPI 101-150	RPI 150+				
12- 2	2- 2	0- 0	OVERALL	0- 0	4- 0	6- 0				
6- 0	1- 0	0- 0	HOME	0- 0	1- 0	4- 0				
4- 2	0- 2	0- 0	AWAY	0- 0	3- 0	1- 0				
2- 0	1- 0	0- 0	NEUTRAL	0- 0	0- 0	1- 0				
11- 2	2- 2	0- 0	NON-CONFERENCE	0- 0	3- 0	6- 0				
6- 0	1- 0	0- 0	HOME	0- 0	1- 0	4- 0				
3- 2	0- 2	0- 0	AWAY	0- 0	2- 0	1- 0				
2- 0	1- 0	0- 0	NEUTRAL	0- 0	0- 0	1- 0				
1- 0	0- 0	0- 0	CONFERENCE	0- 0	1- 0	0- 0				
0- 0	0- 0	0- 0	HOME	0- 0	0- 0	0- 0				
1- 0	0- 0	0- 0	AWAY	0- 0	1- 0	0- 0				
0- 0	0- 0	0- 0	NEUTRAL	0- 0	0- 0	0- 0				

RPI	S	Opponent	Score
6	A	Maryland	53 72
20	H	Miami (FL)	71 46
21	N	Georgia	64 56
25	A	LSU	40 51

RPI	S	Opponent	Score

RPI	S	Opponent	Score

RPI	S	Opponent	Score
103	A	UNLV	64 45
115	H	Rider	58 51
127	A	Pittsburgh	82 54
130	A	Coppin St.	70 54
234	N	Vermont	65 53
237	H	Monmouth	64 44
248	A	Dartmouth	77 38
254	H	Longwood	56 45
264	H	George Washington	59 50
318	H	Houston	66 36

LAST 12 Division I GAMES:

248	A	Dartmouth	77 38	234	N	Vermont	65 53
103	A	UNLV	64 45	20	H	Miami (FL)	71 46
21	N	Georgia	64 56	264	H	George Washington	59 50
237	H	Monmouth	64 44	127	A	Pittsburgh	82 54
318	H	Houston	66 36	115	H	Rider	58 51
25	A	LSU	40 51	130	A	Coppin St.	70 54

Non-Div I Games:

Georgetown

■ Loss,
 ■ Non-Conf, S Site,
 ■ Home
 ■ Away
 N Neutral

Average RPI Win: 149		WON-LOST	WINNING	LAST 10	STRENGTH OF	OPP. STRENGTH	TEAM	ADJ.	CONF.	ADJ CONF.
Average RPI Loss: 18		RECORD	PCT. RANK	GAMES	SCHEDULE	OF SCHEDULE	RPI	RPI	RPI	RPI
DIV. I ONLY		12- 2	17	8- 2	53	69	21	21	4	4
DIV. I NON-CONF.		11- 2	24	9- 2	81	57	26	26	4	4
TOTALS		RPI 1-25	RPI 26-50		W-L RECORDS		RPI 51-100	RPI 101-150	RPI 150+	
12- 2	1- 2	1- 0		OVERALL		1- 0	3- 0	6- 0		
8- 0	1- 0	1- 0		HOME		1- 0	2- 0	3- 0		
2- 0	0- 0	0- 0		AWAY		0- 0	0- 0	2- 0		
2- 2	0- 2	0- 0		NEUTRAL		0- 0	1- 0	1- 0		
11- 2	1- 2	1- 0		NON-CONFERENCE		0- 0	3- 0	6- 0		
7- 0	1- 0	1- 0		HOME		0- 0	2- 0	3- 0		
2- 0	0- 0	0- 0		AWAY		0- 0	0- 0	2- 0		
2- 2	0- 2	0- 0		NEUTRAL		0- 0	1- 0	1- 0		
1- 0	0- 0	0- 0		CONFERENCE		1- 0	0- 0	0- 0		
1- 0	0- 0	0- 0		HOME		1- 0	0- 0	0- 0		
0- 0	0- 0	0- 0		AWAY		0- 0	0- 0	0- 0		
0- 0	0- 0	0- 0		NEUTRAL		0- 0	0- 0	0- 0		

RPI	S	Opponent	Score	RPI	S	Opponent	Score	RPI	S	Opponent	Score	RPI	S	Opponent	Score
15	H	Georgia Tech	75 68	36	H	Southern California	67 60	57	H	Arkansas	67 57	101	H	Appalachian St.	81 37
17	N	Georgetown	56 64									120	N	Montana St.	63 49
19	N	Gonzaga	68 71									142	H	TCU	83 60
												158	H	Furman	83 58
												194	H	Col. of Charleston	73 48
												216	A	Ga. Southern	68 49
												220	H	South Carolina St.	85 48
												223	N	Northeastern	81 61
												304	A	Mercer	80 43
LAST 12 Division I GAMES:															
57	H	Arkansas	67 57	158	H	Furman	83 58								
220	H	South Carolina St.	85 48	101	H	Appalachian St.	81 37								
223	N	Northeastern	81 61	120	N	Montana St.	63 49								
17	N	Georgetown	56 64	19	N	Gonzaga	68 71								
36	H	Southern California	67 60	304	A	Mercer	80 43								
194	H	Col. of Charleston	73 48	15	H	Georgia Tech	75 68								

Non-Div I Games:

Georgia

Average RPI Win:	263	WON-LOST	WINNING	LAST 10	STRENGTH OF	OPP. STRENGTH	TEAM	ADJ.	CONF.	ADJ CONF.
Average RPI Loss:	63	RECORD	PCT. RANK	GAMES	SCHEDULE	OF SCHEDULE	RPI	RPI	RPI	RPI
DIV. I ONLY	5- 6	194	6- 4	56	213	141	141	7	7	
DIV. I NON-CONF.	5- 5	158	6- 5	68	235	154	154	7	7	
TOTALS	RPI 1-25	RPI 26-50	W-L RECORDS	RPI 51-100	RPI 101-150	RPI 150+				
5- 6	0- 1	0- 3	OVERALL	0- 0	0- 1	6- 1				
2- 4	0- 1	0- 2	HOME	0- 0	0- 1	3- 0				
2- 1	0- 0	0- 1	AWAY	0- 0	0- 0	2- 0				
1- 1	0- 0	0- 0	NEUTRAL	0- 0	0- 0	1- 1				
5- 5	0- 1	0- 2	NON-CONFERENCE	0- 0	0- 1	6- 1				
3- 3	0- 1	0- 1	HOME	0- 0	0- 1	3- 0				
2- 1	0- 0	0- 1	AWAY	0- 0	0- 0	2- 0				
1- 1	0- 0	0- 0	NEUTRAL	0- 0	0- 0	1- 1				
0- 1	0- 0	0- 1	CONFERENCE	0- 0	0- 0	0- 0				
0- 1	0- 0	0- 1	HOME	0- 0	0- 0	0- 0				
0- 0	0- 0	0- 0	AWAY	0- 0	0- 0	0- 0				
0- 0	0- 0	0- 0	NEUTRAL	0- 0	0- 0	0- 0				

RPI 1-25				RPI 26-50				RPI 51-100				RPI 101+				Team's RPI: 141
RPI	S	Opponent	Score	RPI	S	Opponent	Score	RPI	S	Opponent	Score	RPI	S	Opponent	Score	
15	H	Georgia Tech	50 85	31	H	Hofstra	71 86					101	H	Appalachian St.	58 82	
				38	H	Arizona	66 79					151	N	SIU Edwardsville	49 63	
				41	A	Florida St.	74 94					156	N	High Point	79 68	
												227	H	Campbell	70 56	
												259	A	Western Caro.	64 59	
												271	H	Kennesaw St.	65 59	
												329	H	Bethune-Cookman	66 50	
												336	A	Jacksonville St.	68 60	
LAST 12 Division I GAMES:																
329	H	Bethune-Cookman	66 50	336	A	Jacksonville St.	68 60									
259	A	Western Caro.	64 59	151	N	SIU Edwardsville	49 63									
101	H	Appalachian St.	58 82	156	N	High Point	79 68									
227	H	Campbell	70 56	15	H	Georgia Tech	50 85									
41	A	Florida St.	74 94	271	H	Kennesaw St.	65 59									
38	H	Arizona	66 79	31	H	Hofstra	71 86									

Non-Div I Games:

Georgia St.

■ Loss,
 ■ Non-Conf,
 S Site,
 ■ Home
 ■ Away
 N Neutral

Average RPI Win:	152	WON-LOST	WINNING	LAST 10	STRENGTH OF	OPP. STRENGTH	TEAM	ADJ.	CONF.	ADJ CONF.
Average RPI Loss:	14	RECORD	PCT. RANK	GAMES	SCHEDULE	OF SCHEDULE	RPI	RPI	RPI	RPI
DIV. I ONLY	10- 3	46	7- 3	19	123	15	15	6	6	
DIV. I NON-CONF.	10- 3	52	8- 3	18	121	15	15	5	5	
TOTALS	RPI 1-25	RPI 26-50	W-L RECORDS	RPI 51-100	RPI 101-150	RPI 150+				
10- 3	0- 3	2- 0	OVERALL	3- 0	1- 0	5- 0				
5- 0	0- 0	1- 0	HOME	0- 0	0- 0	4- 0				
3- 1	0- 1	1- 0	AWAY	2- 0	1- 0	0- 0				
2- 2	0- 2	0- 0	NEUTRAL	1- 0	0- 0	1- 0				
10- 3	0- 3	1- 0	NON-CONFERENCE	3- 0	1- 0	5- 0				
5- 0	0- 0	1- 0	HOME	0- 0	0- 0	4- 0				
3- 1	0- 1	0- 0	AWAY	2- 0	1- 0	0- 0				
2- 2	0- 2	0- 0	NEUTRAL	1- 0	0- 0	1- 0				
1- 0	0- 0	1- 0	CONFERENCE	0- 0	0- 0	0- 0				
0- 0	0- 0	0- 0	HOME	0- 0	0- 0	0- 0				
1- 0	0- 0	1- 0	AWAY	0- 0	0- 0	0- 0				
0- 0	0- 0	0- 0	NEUTRAL	0- 0	0- 0	0- 0				

RPI 1-25				RPI 26-50				RPI 51-100				RPI 101+			
RPI	S	Opponent	Score	RPI	S	Opponent	Score	RPI	S	Opponent	Score	RPI	S	Opponent	Score
10	N	Green Bay	62 67	34	H	Nebraska	73 57	73	A	Middle Tenn.	58 47	141	A	Georgia St.	85 50
11	N	Rutgers	40 59	35	A	North Carolina St.	76 66	75	N	Central Ark.	67 61	151	N	SIU Edwardsville	80 38
21	A	Georgia	68 75					89	A	Marquette	74 63	229	H	Old Dominion	87 56
												271	H	Kennesaw St.	94 51
												279	H	N.C. A&T	74 57
												290	H	Alabama St.	97 37
LAST 12 Division I GAMES:															
35	A	North Carolina St.	76 66	279	H	N.C. A&T	74 57								
34	H	Nebraska	73 57	75	N	Central Ark.	67 61								
10	N	Green Bay	62 67	151	N	SIU Edwardsville	80 38								
11	N	Rutgers	40 59	141	A	Georgia St.	85 50								
271	H	Kennesaw St.	94 51	73	A	Middle Tenn.	58 47								
89	A	Marquette	74 63	21	A	Georgia	68 75								

Non-Div I Games:

Georgia Tech

Gonzaga

Average RPI Win: **140**
 Average RPI Loss: **20**

WON-LOST
 RECORD

WINNING
 PCT. RANK

LAST 10
 GAMES

Through Games Of Sunday, January 1, 2012

STRENGTH OF
 SCHEDULE

OPP. STRENGTH
 OF SCHEDULE

TEAM
 RPI

ADJ.
 RPI

CONF.
 RPI

ADJ CONF.
 RPI

DIV. I ONLY	12- 2	17	9- 1	67	19	19	19	8	8
DIV. I NON-CONF.	11- 2	24	10- 1	65	21	18	18	8	8
TOTALS	RPI 1-25	RPI 26-50	W-L RECORDS	RPI 51-100	RPI 101-150	RPI 150+			
12- 2	1- 1	3- 1	OVERALL	0- 0	2- 0	6- 0			
6- 1	0- 0	1- 1	HOME	0- 0	1- 0	4- 0			
4- 1	0- 1	1- 0	AWAY	0- 0	1- 0	2- 0			
2- 0	1- 0	1- 0	NEUTRAL	0- 0	0- 0	0- 0			
11- 2	1- 1	3- 1	NON-CONFERENCE	0- 0	1- 0	6- 0			
6- 1	0- 0	1- 1	HOME	0- 0	1- 0	4- 0			
3- 1	0- 1	1- 0	AWAY	0- 0	0- 0	2- 0			
2- 0	1- 0	1- 0	NEUTRAL	0- 0	0- 0	0- 0			
1- 0	0- 0	0- 0	CONFERENCE	0- 0	1- 0	0- 0			
0- 0	0- 0	0- 0	HOME	0- 0	0- 0	0- 0			
1- 0	0- 0	0- 0	AWAY	0- 0	1- 0	0- 0			
0- 0	0- 0	0- 0	NEUTRAL	0- 0	0- 0	0- 0			

RPI	S	Opponent	Score
4	A	Stanford	61 76
21	N	Georgia	71 68

RPI	S	Opponent	Score
31	H	Hofstra	101 88
36	H	Southern California	51 58
39	A	Washington St.	71 69
43	N	Dayton	82 76

RPI	S	Opponent	Score
-----	---	----------	-------

RPI	S	Opponent	Score
110	H	Eastern Wash.	75 69
140	A	Portland	80 65
154	H	Portland St.	99 69
160	A	Cal St. Fullerton	73 60
175	H	Saint Francis (PA)	92 50
231	H	Montana	70 54
276	H	UC Riverside	83 56
297	A	Idaho	91 42

LAST 12 Division I GAMES:

175	H	Saint Francis (PA)	92 50	140	A	Portland	80 65
36	H	Southern California	51 58	43	N	Dayton	82 76
160	A	Cal St. Fullerton	73 60	21	N	Georgia	71 68
39	A	Washington St.	71 69	276	H	UC Riverside	83 56
154	H	Portland St.	99 69	231	H	Montana	70 54
297	A	Idaho	91 42	110	H	Eastern Wash.	75 69

Non-Div I Games:

Gonzaga

Loss, Non-Conf, S Site, H Home A Away N Neutral

Average RPI Win:	180	WON-LOST	WINNING	LAST 10	STRENGTH OF	OPP. STRENGTH	TEAM	ADJ.	CONF.	ADJ CONF.
Average RPI Loss:	123	RECORD	PCT. RANK	GAMES	SCHEDULE	OF SCHEDULE	RPI	RPI	RPI	RPI
DIV. I ONLY	3- 6	240	3- 6	50	207	135	135	30	30	
DIV. I NON-CONF.	3- 6	236	3- 6	50	208	133	133	30	30	
TOTALS	RPI 1-25	RPI 26-50	W-L RECORDS	RPI 51-100	RPI 101-150	RPI 150+				
3- 6	0- 1	0- 0	OVERALL	0- 2	1- 0	2- 3				
2- 0	0- 0	0- 0	HOME	0- 0	0- 0	2- 0				
1- 6	0- 1	0- 0	AWAY	0- 2	1- 0	0- 3				
0- 0	0- 0	0- 0	NEUTRAL	0- 0	0- 0	0- 0				
3- 6	0- 1	0- 0	NON-CONFERENCE	0- 2	1- 0	2- 3				
2- 0	0- 0	0- 0	HOME	0- 0	0- 0	2- 0				
1- 6	0- 1	0- 0	AWAY	0- 2	1- 0	0- 3				
0- 0	0- 0	0- 0	NEUTRAL	0- 0	0- 0	0- 0				
0- 0	0- 0	0- 0	CONFERENCE	0- 0	0- 0	0- 0				
0- 0	0- 0	0- 0	HOME	0- 0	0- 0	0- 0				
0- 0	0- 0	0- 0	AWAY	0- 0	0- 0	0- 0				
0- 0	0- 0	0- 0	NEUTRAL	0- 0	0- 0	0- 0				

RPI 1-25				RPI 26-50				RPI 51-100				RPI 101+ Team's RPI: 135			
RPI	S	Opponent	Score	RPI	S	Opponent	Score	RPI	S	Opponent	Score	RPI	S	Opponent	Score
25	A	LSU	47 62					57	A	Arkansas	49 69	119	A	Oral Roberts	89 80
								60	A	Texas	38 91	152	A	Stephen F. Austin	53 71
												164	H	Sam Houston St.	64 52
												187	A	Ole Miss	53 78
												256	H	La.-Monroe	75 71
												258	A	Tulsa	56 61
LAST 12 Division I GAMES:															
25	A	LSU	47 62	60	A	Texas	38 91								
256	H	La.-Monroe	75 71	258	A	Tulsa	56 61								
152	A	Stephen F. Austin	53 71	119	A	Oral Roberts	89 80								
				164	H	Sam Houston St.	64 52								
				187	A	Ole Miss	53 78								
				57	A	Arkansas	49 69								

Non-Div I Games: Paul Quinn 92 31

Grambling

■ Loss,
 ■ Non-Conf,
 ■ S Site,
 ■ Home
 ■ A Away
 N Neutral

Average RPI Win:	129	WON-LOST	WINNING	LAST 10	STRENGTH OF	OPP. STRENGTH	TEAM	ADJ.	CONF.	ADJ CONF.
Average RPI Loss:	0	RECORD	PCT. RANK	GAMES	SCHEDULE	OF SCHEDULE	RPI	RPI	RPI	RPI
DIV. I ONLY	12- 0	1	10- 0	87	22	10	10	13	13	
DIV. I NON-CONF.	10- 0	1	10- 0	86	12	9	9	16	16	
TOTALS	RPI 1-25	RPI 26-50	W-L RECORDS	RPI 51-100	RPI 101-150	RPI 150+				
12- 0	1- 0	0- 0	OVERALL	5- 0	3- 0	3- 0				
7- 0	0- 0	0- 0	HOME	3- 0	2- 0	2- 0				
3- 0	0- 0	0- 0	AWAY	1- 0	1- 0	1- 0				
2- 0	1- 0	0- 0	NEUTRAL	1- 0	0- 0	0- 0				
10- 0	1- 0	0- 0	NON-CONFERENCE	5- 0	2- 0	2- 0				
5- 0	0- 0	0- 0	HOME	3- 0	1- 0	1- 0				
3- 0	0- 0	0- 0	AWAY	1- 0	1- 0	1- 0				
2- 0	1- 0	0- 0	NEUTRAL	1- 0	0- 0	0- 0				
2- 0	0- 0	0- 0	CONFERENCE	0- 0	1- 0	1- 0				
2- 0	0- 0	0- 0	HOME	0- 0	1- 0	1- 0				
0- 0	0- 0	0- 0	AWAY	0- 0	0- 0	0- 0				
0- 0	0- 0	0- 0	NEUTRAL	0- 0	0- 0	0- 0				

RPI S	Opponent	Score	RPI S	Opponent	Score	RPI S	Opponent	Score	RPI S	Opponent	Score
15 N	Georgia Tech	67 62				55 N	Illinois	82 62	124 A	Wisconsin	65 49
						78 H	Eastern Mich.	84 53	134 H	Ill.-Chicago	80 63
						89 H	Marquette	66 50	143 H	UNI	75 67
						96 A	Toledo	72 65	191 H	Loyola Chicago	76 49
						96 H	Toledo	84 68	251 A	North Dakota St.	82 59
									275 H	Ball St.	80 39
LAST 12 Division I GAMES:											
191 H	Loyola Chicago	76 49	96 A	Toledo	72 65	143 H	UNI	75 67			
134 H	Ill.-Chicago	80 63	89 H	Marquette	66 50	15 N	Georgia Tech	67 62			
124 A	Wisconsin	65 49	55 N	Illinois	82 62	78 H	Eastern Mich.	84 53			
275 H	Ball St.	80 39									
96 H	Toledo	84 68									
251 A	North Dakota St.	82 59									

Non-Div I Games:

Green Bay

■ Loss,
 ■ Non-Conf,
 ■ S Site,
 ■ H Home
 ■ A Away
 N Neutral

Average RPI Win:	217	WON-LOST	WINNING	LAST 10	STRENGTH OF	OPP. STRENGTH	TEAM	ADJ.	CONF.	ADJ CONF.
Average RPI Loss:	61	RECORD	PCT. RANK	GAMES	SCHEDULE	OF SCHEDULE	RPI	RPI	RPI	RPI
DIV. I ONLY	9- 3	57	8- 2	225	98	66	66	27	27	
DIV. I NON-CONF.	7- 3	85	7- 3	190	91	57	57	24	24	
TOTALS	RPI 1-25	RPI 26-50	W-L RECORDS	RPI 51-100	RPI 101-150	RPI 150+				
9- 3	0- 0	0- 2	OVERALL	1- 1	2- 0	7- 0				
3- 0	0- 0	0- 0	HOME	0- 0	1- 0	3- 0				
5- 3	0- 0	0- 2	AWAY	0- 1	1- 0	4- 0				
1- 0	0- 0	0- 0	NEUTRAL	1- 0	0- 0	0- 0				
7- 3	0- 0	0- 2	NON-CONFERENCE	1- 1	2- 0	5- 0				
2- 0	0- 0	0- 0	HOME	0- 0	1- 0	1- 0				
5- 3	0- 0	0- 2	AWAY	0- 1	1- 0	4- 0				
1- 0	0- 0	0- 0	NEUTRAL	1- 0	0- 0	0- 0				
2- 0	0- 0	0- 0	CONFERENCE	0- 0	0- 0	2- 0				
2- 0	0- 0	0- 0	HOME	0- 0	0- 0	2- 0				
0- 0	0- 0	0- 0	AWAY	0- 0	0- 0	0- 0				
0- 0	0- 0	0- 0	NEUTRAL	0- 0	0- 0	0- 0				

RPI S	Opponent	Score	RPI S	Opponent	Score	RPI S	Opponent	Score	RPI S	Opponent	Score
42	A Tulane	53 66	49	A Florida	46 63	91	N Central Mich.	77 51	127	A Pittsburgh	60 37
						93	A UAB	38 43	147	H UMBC	75 47
									179	A Boston College	71 63
									220	H South Carolina St.	73 41
									236	H Savannah St.	59 40
									265	H East Carolina	76 48
									267	A IPFW	79 62
									313	A Jacksonville	68 55
									323	A Chicago St.	66 39
LAST 12 Division I GAMES:											
265	H East Carolina	76 48	93	A UAB	38 43	147	H UMBC	75 47			
42	A Tulane	53 66	236	H Savannah St.	59 40	220	H South Carolina St.	73 41			
91	N Central Mich.	77 51	323	A Chicago St.	66 39	267	A IPFW	79 62			
179	A Boston College	71 63									
49	A Florida	46 63									
313	A Jacksonville	68 55									

Non-Div I Games:

Hampton

■ Loss,
■ Non-Conf,
■ S Site,
■ H Home
■ A Away
N Neutral

Average RPI Win:	171	WON-LOST	WINNING	LAST 10	STRENGTH OF	OPP. STRENGTH	TEAM	ADJ.	CONF.	ADJ CONF.
Average RPI Loss:	76	RECORD	PCT. RANK	GAMES	SCHEDULE	OF SCHEDULE	RPI	RPI	RPI	RPI
DIV. I ONLY	9- 5	96	5- 5	54	51	46	46	14	14	
DIV. I NON-CONF.	9- 5	98	7- 4	56	50	40	40	14	14	
TOTALS	RPI 1-25	RPI 26-50	W-L RECORDS	RPI 51-100	RPI 101-150	RPI 150+				
9- 5	0- 1	1- 1	OVERALL	1- 2	1- 1	6- 1				
6- 0	0- 0	1- 0	HOME	1- 0	0- 0	4- 1				
2- 5	0- 1	0- 1	AWAY	0- 2	0- 1	2- 0				
1- 0	0- 0	0- 0	NEUTRAL	0- 0	1- 0	0- 0				
9- 5	0- 1	1- 1	NON-CONFERENCE	1- 2	1- 1	6- 0				
6- 0	0- 0	1- 0	HOME	1- 0	0- 0	4- 0				
2- 5	0- 1	0- 1	AWAY	0- 2	0- 1	2- 0				
1- 0	0- 0	0- 0	NEUTRAL	0- 0	1- 0	0- 0				
0- 1	0- 0	0- 0	CONFERENCE	0- 0	0- 0	0- 1				
0- 1	0- 0	0- 0	HOME	0- 0	0- 0	0- 1				
0- 0	0- 0	0- 0	AWAY	0- 0	0- 0	0- 0				
0- 0	0- 0	0- 0	NEUTRAL	0- 0	0- 0	0- 0				

RPI 1-25				RPI 26-50				Team's RPI: 46				RPI 51-100				RPI 101+			
RPI	S	Opponent	Score	RPI	S	Opponent	Score	RPI	S	Opponent	Score	RPI	S	Opponent	Score	RPI	S	Opponent	Score
8	A	Notre Dame	43 98	28	A	Richmond	56 69	61	A	Marist	51 57	118	A	Providence	46 63				
				31	H	Hofstra	61 59	72	H	Long Island	54 45	142	N	TCU	64 60				
								81	A	St. John's (NY)	45 70	157	H	Albany (NY)	37 40				
												179	H	Boston College	54 45				
												200	H	Central Conn. St.	65 56				
												202	H	Harvard	72 61				
												225	H	Manhattan	64 45				
												242	A	UCF	55 46				
												248	A	Dartmouth	60 42				
LAST 12 Division I GAMES:																			
157	H	Albany (NY)	37 40	248	A	Dartmouth	60 42												
118	A	Providence	46 63	179	H	Boston College	54 45												
202	H	Harvard	72 61	31	H	Hofstra	61 59												
28	A	Richmond	56 69	81	A	St. John's (NY)	45 70												
142	N	TCU	64 60	61	A	Marist	51 57												
200	H	Central Conn. St.	65 56	242	A	UCF	55 46												

Non-Div I Games:

Hartford

Harvard

Through Games Of Sunday, January 1, 2012

Average RPI Win:	195	WON-LOST	WINNING	LAST 10	STRENGTH OF	OPP. STRENGTH	TEAM	ADJ.	CONF.	ADJ CONF.
Average RPI Loss:	125	RECORD	PCT. RANK	GAMES	SCHEDULE	OF SCHEDULE	RPI	RPI	RPI	RPI
DIV. I ONLY	5- 6	194	5- 5	232	90	202	202	15	15	
DIV. I NON-CONF.	5- 6	188	5- 6	234	93	205	205	17	17	
TOTALS	RPI 1-25	RPI 26-50	W-L RECORDS	RPI 51-100	RPI 101-150	RPI 150+				
5- 6	0- 0	0- 1	OVERALL	1- 1	1- 3	3- 1				
3- 1	0- 0	0- 0	HOME	1- 0	1- 1	1- 0				
1- 4	0- 0	0- 1	AWAY	0- 1	0- 2	1- 0				
1- 1	0- 0	0- 0	NEUTRAL	0- 0	0- 0	1- 1				
5- 6	0- 0	0- 1	NON-CONFERENCE	1- 1	1- 3	3- 1				
3- 1	0- 0	0- 0	HOME	1- 0	1- 1	1- 0				
1- 4	0- 0	0- 1	AWAY	0- 1	0- 2	1- 0				
1- 1	0- 0	0- 0	NEUTRAL	0- 0	0- 0	1- 1				
0- 0	0- 0	0- 0	CONFERENCE	0- 0	0- 0	0- 0				
0- 0	0- 0	0- 0	HOME	0- 0	0- 0	0- 0				
0- 0	0- 0	0- 0	AWAY	0- 0	0- 0	0- 0				
0- 0	0- 0	0- 0	NEUTRAL	0- 0	0- 0	0- 0				

RPI 1-25	RPI 26-50	RPI 51-100	RPI 101+	Team's RPI: 202
RPI S Opponent Score	RPI S Opponent Score	RPI S Opponent Score	RPI S Opponent Score	Score
	46 A Hartford 61 72	63 A Iowa 81 90	105 H Holy Cross 68 73	
		81 H St. John's (NY) 63 56	118 A Providence 60 71	
			131 A Minnesota 53 79	
			146 H Boston U. 62 57	
			197 A New Hampshire 69 62	
			244 N Alcorn St. 78 55	
			285 N Butler 68 69	
			308 H Rhode Island 69 57	
LAST 12 Division I GAMES:				
	46 A Hartford 61 72	197 A New Hampshire 69 62		
	81 H St. John's (NY) 63 56	146 H Boston U. 62 57		
	131 A Minnesota 53 79	105 H Holy Cross 68 73		
	244 N Alcorn St. 78 55	308 H Rhode Island 69 57		
	63 A Iowa 81 90	118 A Providence 60 71		
		285 N Butler 68 69		

Non-Div I Games:

Harvard

Loss, Non-Conf, S Site, H Home A Away N Neutral

Hawaii

Through Games Of Sunday, January 1, 2012

Average RPI Win:	222	WON-LOST	WINNING	LAST 10	STRENGTH OF	OPP. STRENGTH	TEAM	ADJ.	CONF.	ADJ CONF.
Average RPI Loss:	88	RECORD	PCT. RANK	GAMES	SCHEDULE	OF SCHEDULE	RPI	RPI	RPI	RPI
DIV. I ONLY	4- 10	263	4- 6	49	119	210	210	26	26	
DIV. I NON-CONF.	4- 10	262	4- 8	49	117	214	214	27	27	
TOTALS	RPI 1-25	RPI 26-50	W-L RECORDS	RPI 51-100	RPI 101-150	RPI 150+				
4- 10	0- 2	0- 1	OVERALL	0- 4	0- 2	4- 1				
3- 9	0- 2	0- 1	HOME	0- 4	0- 2	3- 0				
1- 1	0- 0	0- 0	AWAY	0- 0	0- 0	1- 1				
0- 0	0- 0	0- 0	NEUTRAL	0- 0	0- 0	0- 0				
4- 10	0- 2	0- 1	NON-CONFERENCE	0- 4	0- 2	4- 1				
3- 9	0- 2	0- 1	HOME	0- 4	0- 2	3- 0				
1- 1	0- 0	0- 0	AWAY	0- 0	0- 0	1- 1				
0- 0	0- 0	0- 0	NEUTRAL	0- 0	0- 0	0- 0				
0- 0	0- 0	0- 0	CONFERENCE	0- 0	0- 0	0- 0				
0- 0	0- 0	0- 0	HOME	0- 0	0- 0	0- 0				
0- 0	0- 0	0- 0	AWAY	0- 0	0- 0	0- 0				
0- 0	0- 0	0- 0	NEUTRAL	0- 0	0- 0	0- 0				

RPI 1-25				RPI 26-50				RPI 51-100				RPI 101+ Team's RPI: 210			
RPI	S	Opponent	Score	RPI	S	Opponent	Score	RPI	S	Opponent	Score	RPI	S	Opponent	Score
13	H	DePaul	65 90	35	H	North Carolina St.	54 84	53	H	California	54 69	106	H	San Diego St.	44 71
24	H	Virginia	43 60					60	H	Texas	50 71	140	H	Portland	64 82
								70	H	Fla. Gulf Coast	52 72	154	H	Portland St.	78 66
								87	H	UC Davis	57 62	163	H	Denver	78 64
												244	H	Alcorn St.	66 63
												287	A	Army	51 55
												327	A	Columbia	66 55
LAST 12 Division I GAMES:															
				35	H	North Carolina St.	54 84	154	H	Portland St.	78 66				
				70	H	Fla. Gulf Coast	52 72	327	A	Columbia	66 55				
				244	H	Alcorn St.	66 63	287	A	Army	51 55				
				87	H	UC Davis	57 62	60	H	Texas	50 71				
				163	H	Denver	78 64	24	H	Virginia	43 60				
				13	H	DePaul	65 90	53	H	California	54 69				

Non-Div I Games: Hawaii Hilo 60 51

Hawaii

■ Loss,
■ Non-Conf, S Site,
■ Home
■ Away
N Neutral

Average RPI Win:	205	WON-LOST	WINNING	LAST 10	STRENGTH OF	OPP. STRENGTH	TEAM	ADJ.	CONF.	ADJ CONF.
Average RPI Loss:	114	RECORD	PCT. RANK	GAMES	SCHEDULE	OF SCHEDULE	RPI	RPI	RPI	RPI
DIV. I ONLY	6- 6	164	5- 5	107	155	156	156	28	28	
DIV. I NON-CONF.	5- 6	188	4- 6	69	126	121	121	28	28	
TOTALS	RPI 1-25	RPI 26-50	W-L RECORDS	RPI 51-100	RPI 101-150	RPI 150+				
6- 6	0- 1	0- 0	OVERALL	0- 3	4- 1	3- 1				
4- 1	0- 0	0- 0	HOME	0- 0	2- 0	3- 1				
1- 2	0- 1	0- 0	AWAY	0- 1	1- 0	0- 0				
1- 3	0- 0	0- 0	NEUTRAL	0- 2	1- 1	0- 0				
5- 6	0- 1	0- 0	NON-CONFERENCE	0- 3	4- 1	1- 1				
3- 1	0- 0	0- 0	HOME	0- 0	2- 0	1- 1				
1- 2	0- 1	0- 0	AWAY	0- 1	1- 0	0- 0				
1- 3	0- 0	0- 0	NEUTRAL	0- 2	1- 1	0- 0				
2- 0	0- 0	0- 0	CONFERENCE	0- 0	0- 0	2- 0				
2- 0	0- 0	0- 0	HOME	0- 0	0- 0	2- 0				
0- 0	0- 0	0- 0	AWAY	0- 0	0- 0	0- 0				
0- 0	0- 0	0- 0	NEUTRAL	0- 0	0- 0	0- 0				

RPI 1-25				RPI 26-50				RPI 51-100				RPI 101+ Team's RPI: 156			
RPI	S	Opponent	Score	RPI	S	Opponent	Score	RPI	S	Opponent	Score	RPI	S	Opponent	Score
24	A	Virginia	41 67					52	A	Vanderbilt	54 70	126	A	VCU	82 67
								75	N	Central Ark.	56 69	127	H	Pittsburgh	82 75
								90	N	Cincinnati	40 62	141	N	Georgia St.	68 79
												147	N	UMBC	62 51
												149	H	Davidson	82 69
												254	H	Longwood	73 51
												295	H	Gardner-Webb	63 41
												304	H	Mercer	67 75
												335	H	UNC Asheville	89 49
LAST 12 Division I GAMES:															
295	H	Gardner-Webb	63 41	141	N	Georgia St.	68 79	52	A	Vanderbilt	54 70				
335	H	UNC Asheville	89 49					127	H	Pittsburgh	82 75				
90	N	Cincinnati	40 62	304	H	Mercer	67 75	254	H	Longwood	73 51				
147	N	UMBC	62 51	275	H	Davidson	82 69								
75	N	Central Ark.	56 69												
24	A	Virginia	41 67												

Non-Div I Games:

High Point

■ Loss,
 ■ Non-Conf, S Site,
 ■ Home
 ■ Away
 N Neutral

Hofstra

Through Games Of Sunday, January 1, 2012

Through Games of Sunday, January 17, 1915									
Average RPI Win: 132	WON-LOST	WINNING	LAST 10	STRENGTH OF	OPP. STRENGTH	TEAM	ADJ.	CONF.	ADJ CONF.
Average RPI Loss: 26	RECORD	PCT. RANK	GAMES	SCHEDULE	OF SCHEDULE	RPI	RPI	RPI	RPI
DIV. I ONLY	9- 3	57	8- 2	78	7	31	31	7	7
DIV. I NON-CONF.	8- 3	71	8- 3	71	6	28	28	7	7

TOTALS	RPI 1-25	RPI 26-50	W-L RECORDS	RPI 51-100	RPI 101-150	RPI 150+			
9- 3	1- 2	0- 1	OVERALL	2- 0	4- 0	2- 0			
4- 1	0- 1	0- 0	HOME	2- 0	1- 0	1- 0			
3- 2	0- 1	0- 1	AWAY	0- 0	2- 0	1- 0			
2- 0	1- 0	0- 0	NEUTRAL	0- 0	1- 0	0- 0			
8- 3	1- 2	0- 1	NON-CONFERENCE	2- 0	3- 0	2- 0			
4- 1	0- 1	0- 0	HOME	2- 0	1- 0	1- 0			
2- 2	0- 1	0- 1	AWAY	0- 0	1- 0	1- 0			
2- 0	1- 0	0- 0	NEUTRAL	0- 0	1- 0	0- 0			
1- 0	0- 0	0- 0	CONFERENCE	0- 0	1- 0	0- 0			
0- 0	0- 0	0- 0	HOME	0- 0	0- 0	0- 0			
1- 0	0- 0	0- 0	AWAY	0- 0	1- 0	0- 0			
0- 0	0- 0	0- 0	NEUTRAL	0- 0	0- 0	0- 0			

RPI 1-25				RPI 26-50				Team's RPI: 31				RPI 51-100				RPI 101+			
RPI	S	Opponent	Score	RPI	S	Opponent	Score	RPI	S	Opponent	Score	RPI	S	Opponent	Score	RPI	S	Opponent	Score
12	H	Princeton	69 74	46	A	Hartford	59 61	61	H	Marist	71 69	107	H	Seton Hall	94 74				
18	N	Kansas St.	64 54					81	H	St. John's (NY)	93 82	110	A	Eastern Wash.	90 69				
19	A	Gonzaga	88 101									133	N	Drake	70 60				
												141	A	Georgia St.	86 71				
												200	H	Central Conn. St.	67 60				
												339	A	Saint Peter's	66 52				
LAST 12 Division I GAMES:																			
12	H	Princeton	69 74	61	H	Marist	71 69	107	H	Seton Hall	94 74								
200	H	Central Conn. St.	67 60	133	N	Drake	70 60	18	N	Kansas St.	64 54								
339	A	Saint Peter's	66 52	81	H	St. John's (NY)	93 82	110	A	Eastern Wash.	90 69								
46	A	Hartford	59 61																
19	A	Gonzaga	88 101																

Non-Div I Games:

Hofstra

Loss, Non-Conf, S Site, H Home A Away N Neutral

Holy Cross

Through Games Of Sunday, January 1, 2012

Average RPI Win:	185	WON-LOST	WINNING	LAST 10	STRENGTH OF	OPP. STRENGTH	TEAM	ADJ.	CONF.	ADJ CONF.
Average RPI Loss:	114	RECORD	PCT. RANK	GAMES	SCHEDULE	OF SCHEDULE	RPI	RPI	RPI	RPI
DIV. I ONLY	7- 6	152	6- 4	110	122	105	105	29	29	
DIV. I NON-CONF.	7- 6	150	7- 5	119	120	103	103	29	29	
TOTALS	RPI 1-25	RPI 26-50	W-L RECORDS	RPI 51-100	RPI 101-150	RPI 150+				
7- 6	0- 2	0- 0	OVERALL	1- 0	0- 2	6- 2				
4- 1	0- 0	0- 0	HOME	1- 0	0- 1	3- 0				
2- 5	0- 1	0- 0	AWAY	0- 0	0- 1	2- 2				
1- 0	0- 0	0- 0	NEUTRAL	0- 0	0- 0	1- 0				
7- 6	0- 2	0- 0	NON-CONFERENCE	1- 0	0- 2	6- 2				
4- 1	0- 0	0- 0	HOME	1- 0	0- 1	3- 0				
2- 5	0- 2	0- 0	AWAY	0- 0	0- 1	2- 2				
1- 0	0- 0	0- 0	NEUTRAL	0- 0	0- 0	1- 0				
0- 0	0- 0	0- 0	CONFERENCE	0- 0	0- 0	0- 0				
0- 0	0- 0	0- 0	HOME	0- 0	0- 0	0- 0				
0- 0	0- 0	0- 0	AWAY	0- 0	0- 0	0- 0				
0- 0	0- 0	0- 0	NEUTRAL	0- 0	0- 0	0- 0				

RPI S	Opponent	Score	RPI S	Opponent	Score	RPI S	Opponent	Score	RPI S	Opponent	Score	Team's RPI: 105
3	A Connecticut	37 77				58	H Quinnipiac	80 70	139	A Yale	71 76	
20	A Miami (FL)	49 89							144	H Fordham	43 54	
									179	A Boston College	58 67	
									197	A New Hampshire	61 50	
									198	H Massachusetts	76 64	
									199	N Morgan St.	73 66	
									200	A Central Conn. St.	54 63	
									202	A Harvard	73 68	
									217	H Bryant	82 62	
									223	H Northeastern	70 68	
LAST 12 Division I GAMES:												
199	N Morgan St.	73 66	197	A New Hampshire	61 50							
20	A Miami (FL)	49 89	200	A Central Conn. St.	54 63							
217	H Bryant	82 62	202	A Harvard	73 68							
179	A Boston College	58 67	198	H Massachusetts	76 64							
223	H Northeastern	70 68	144	H Fordham	43 54							
3	A Connecticut	37 77	58	H Quinnipiac	80 70							

Non-Div I Games:

Holy Cross

Loss, Non-Conf, S Site, H Home A Away N Neutral

Average RPI Win: 340	WON-LOST	WINNING	LAST 10	STRENGTH OF	OPP. STRENGTH	TEAM	ADJ.	CONF.	ADJ CONF.
Average RPI Loss: 157	RECORD	PCT. RANK	GAMES	SCHEDULE	OF SCHEDULE	RPI	RPI	RPI	RPI
DIV. I ONLY	1- 10	328	1- 9	193	229	318	318	16	16
DIV. I NON-CONF.	1- 10	331	1- 11	195	226	319	319	19	19

TOTALS	RPI 1-25	RPI 26-50	W-L RECORDS	RPI 51-100	RPI 101-150	RPI 150+			
1- 10	0- 1	0- 1	OVERALL	0- 1	0- 4	1- 4			
1- 7	0- 0	0- 1	HOME	0- 1	0- 3	1- 2			
0- 3	0- 1	0- 0	AWAY	0- 0	0- 1	0- 2			
0- 0	0- 0	0- 0	NEUTRAL	0- 0	0- 0	0- 0			
1- 10	0- 1	0- 1	NON-CONFERENCE	0- 1	0- 4	1- 4			
1- 7	0- 0	0- 1	HOME	0- 1	0- 3	1- 2			
0- 4	0- 1	0- 0	AWAY	0- 0	0- 1	0- 2			
0- 0	0- 0	0- 0	NEUTRAL	0- 0	0- 0	0- 0			
0- 0	0- 0	0- 0	CONFERENCE	0- 0	0- 0	0- 0			
0- 0	0- 0	0- 0	HOME	0- 0	0- 0	0- 0			
0- 0	0- 0	0- 0	AWAY	0- 0	0- 0	0- 0			
0- 0	0- 0	0- 0	NEUTRAL	0- 0	0- 0	0- 0			

RPI 1-25				RPI 26-50				RPI 51-100				RPI 101+ Team's RPI: 318			
RPI	S	Opponent	Score	RPI	S	Opponent	Score	RPI	S	Opponent	Score	RPI	S	Opponent	Score
17	A	Georgetown	36 66	47	H	Texas Tech	58 88	82	H	McNeese St.	59 72	119	H	Oral Roberts	60 76
												129	A	Washington	60 85
												139	H	Yale	62 80
												142	H	TCU	35 80
												207	H	Louisiana Tech	53 79
												246	A	New Mexico	44 70
												282	A	UTSA	59 70
												312	H	New Mexico St.	62 63
												340	H	Houston Baptist	83 60
LAST 12 Division I GAMES:															
246	A	New Mexico	44 70	142	H	TCU	35 80								
129	A	Washington	60 85	82	H	McNeese St.	59 72								
340	H	Houston Baptist	83 60	139	H	Yale	62 80								
207	H	Louisiana Tech	53 79	119	H	Oral Roberts	60 76								
282	A	UTSA	59 70	17	A	Georgetown	36 66								
312	H	New Mexico St.	62 63	47	H	Texas Tech	58 88								

Non-Div I Games:

Houston

 Loss,
 Non-Conf,
S Site,
 Home
 Away
N Neutral

Houston Baptist

Through Games Of Sunday, January 1, 2012

Average RPI Win:	0	WON-LOST	WINNING	LAST 10	STRENGTH OF	OPP. STRENGTH	TEAM	ADJ.	CONF.	ADJ CONF.
Average RPI Loss:	216	RECORD	PCT. RANK	GAMES	SCHEDULE	OF SCHEDULE	RPI	RPI	RPI	RPI
DIV. I ONLY	0- 14	337	0- 10	286	328	340	340	33	33	
DIV. I NON-CONF.	0- 14	337	0- 12	288	327	340	340	33	33	
TOTALS	RPI 1-25	RPI 26-50	W-L RECORDS	RPI 51-100	RPI 101-150	RPI 150+				
0- 14	0- 0	0- 0	OVERALL	0- 1	0- 3	0- 10				
0- 5	0- 0	0- 0	HOME	0- 0	0- 1	0- 4				
0- 8	0- 0	0- 0	AWAY	0- 1	0- 2	0- 5				
0- 1	0- 0	0- 0	NEUTRAL	0- 0	0- 0	0- 1				
0- 14	0- 0	0- 0	NON-CONFERENCE	0- 1	0- 3	0- 10				
0- 5	0- 0	0- 0	HOME	0- 0	0- 1	0- 4				
0- 8	0- 0	0- 0	AWAY	0- 1	0- 2	0- 5				
0- 1	0- 0	0- 0	NEUTRAL	0- 0	0- 0	0- 1				
0- 0	0- 0	0- 0	CONFERENCE	0- 0	0- 0	0- 0				
0- 0	0- 0	0- 0	HOME	0- 0	0- 0	0- 0				
0- 0	0- 0	0- 0	AWAY	0- 0	0- 0	0- 0				
0- 0	0- 0	0- 0	NEUTRAL	0- 0	0- 0	0- 0				

RPI S	Opponent	Score	RPI S	Opponent	Score	RPI S	Opponent	Score	RPI S	Opponent	Score	Team's RPI: 340
						64 A	Iowa St.	33 73	116 A	UTEP	53 82	
									122 A	UMKC	45 92	
									138 H	Lamar	40 73	
									152 H	Stephen F. Austin	39 53	
									221 A	Texas St.	61 86	
									234 H	Vermont	47 60	
									240 A	Navy	31 67	
									246 H	New Mexico	38 65	
									264 N	George Washington	44 80	
									281 A	Rice	42 75	
									310 H	A&M-Corpus Christi	45 65	
									314 A	Texas-Arlington	61 78	
									318 A	Houston	60 83	
LAST 12 Division I GAMES:												
314 A	Texas-Arlington	61 78	264 N	George Washington	44 80							
221 A	Texas St.	61 86	240 A	Navy	31 67							
138 H	Lamar	40 73	152 H	Stephen F. Austin	39 53							
246 H	New Mexico	38 65	310 H	A&M-Corpus Christi	45 65							
318 A	Houston	60 83	234 H	Vermont	47 60							
281 A	Rice	42 75	116 A	UTEP	53 82							

Non-Div I Games:

Houston Baptist

■ Loss,
 ■ Non-Conf,
 ■ S Site,
 ■ Home
 ■ A Away
 N Neutral

Average RPI Win:	191	WON-LOST	WINNING	LAST 10	STRENGTH OF	OPP. STRENGTH	TEAM	ADJ.	CONF.	ADJ CONF.
Average RPI Loss:	92	RECORD	PCT. RANK	GAMES	SCHEDULE	OF SCHEDULE	RPI	RPI	RPI	RPI
DIV. I ONLY	8- 5	108	7- 3	139	49	71	71	27	27	
DIV. I NON-CONF.	6- 5	137	6- 4	67	72	47	47	24	24	
TOTALS	RPI 1-25	RPI 26-50	W-L RECORDS	RPI 51-100	RPI 101-150	RPI 150+				
8- 5	0- 2	0- 0	OVERALL	1- 1	2- 0	5- 2				
4- 0	0- 0	0- 0	HOME	0- 0	1- 0	3- 0				
3- 5	0- 2	0- 0	AWAY	1- 1	1- 0	1- 2				
1- 0	0- 0	0- 0	NEUTRAL	0- 0	0- 0	1- 0				
6- 5	0- 2	0- 0	NON-CONFERENCE	1- 1	1- 0	4- 2				
2- 0	0- 0	0- 0	HOME	0- 0	0- 0	2- 0				
3- 5	0- 2	0- 0	AWAY	1- 1	1- 0	1- 2				
1- 0	0- 0	0- 0	NEUTRAL	0- 0	0- 0	1- 0				
2- 0	0- 0	0- 0	CONFERENCE	0- 0	1- 0	1- 0				
2- 0	0- 0	0- 0	HOME	0- 0	1- 0	1- 0				
0- 0	0- 0	0- 0	AWAY	0- 0	0- 0	0- 0				
0- 0	0- 0	0- 0	NEUTRAL	0- 0	0- 0	0- 0				

RPI 1-25				RPI 26-50				RPI 51-100 Team's RPI: 71				RPI 101+			
RPI	S	Opponent	Score	RPI	S	Opponent	Score	RPI	S	Opponent	Score	RPI	S	Opponent	Score
5	A	Baylor	28 82					81	A	St. John's (NY)	48 63	107	A	Seton Hall	63 44
14	A	Ohio St.	50 73					95	A	Wake Forest	63 59	130	H	Coppin St.	63 52
												153	A	Loyola Maryland	56 62
												161	H	Buffalo	81 57
												208	A	Akron	63 64
												224	N	Detroit	60 58
												240	H	Navy	60 50
												263	A	Fairleigh Dickinson	66 56
												306	H	Delaware St.	59 49
LAST 12 Division I GAMES:															
263	A	Fairleigh Dickinson	66 56	306	H	Delaware St.	59 49	130	H	Coppin St.	63 52	81	A	St. John's (NY)	48 63
107	A	Seton Hall	63 44	153	A	Loyola Maryland	56 62	14	A	Ohio St.	50 73	224	N	Detroit	60 58
161	H	Buffalo	81 57												
95	A	Wake Forest	63 59												
240	H	Navy	60 50												
208	A	Akron	63 64												

Non-Div I Games:

Howard

Average RPI Win:	170	WON-LOST	WINNING	LAST 10	STRENGTH OF	OPP. STRENGTH	TEAM	ADJ.	CONF.	ADJ CONF.
Average RPI Loss:	147	RECORD	PCT. RANK	GAMES	SCHEDULE	OF SCHEDULE	RPI	RPI	RPI	RPI
DIV. I ONLY	3- 10	283	3- 7	115	197	267	267	11	11	
DIV. I NON-CONF.	1- 8	319	1- 6	125	200	275	275	11	11	
TOTALS	RPI 1-25	RPI 26-50	W-L RECORDS	RPI 51-100	RPI 101-150	RPI 150+				
3- 10	0- 1	0- 0	OVERALL	0- 2	2- 2	1- 5				
3- 3	0- 0	0- 0	HOME	0- 1	2- 0	1- 2				
0- 7	0- 1	0- 0	AWAY	0- 1	0- 2	0- 3				
0- 0	0- 0	0- 0	NEUTRAL	0- 0	0- 0	0- 0				
1- 8	0- 1	0- 0	NON-CONFERENCE	0- 2	0- 1	1- 4				
1- 3	0- 0	0- 0	HOME	0- 1	0- 0	1- 2				
0- 5	0- 1	0- 0	AWAY	0- 1	0- 1	0- 2				
0- 0	0- 0	0- 0	NEUTRAL	0- 0	0- 0	0- 0				
2- 2	0- 0	0- 0	CONFERENCE	0- 0	2- 1	0- 1				
2- 0	0- 0	0- 0	HOME	0- 0	2- 0	0- 0				
0- 2	0- 0	0- 0	AWAY	0- 0	0- 1	0- 1				
0- 0	0- 0	0- 0	NEUTRAL	0- 0	0- 0	0- 0				

RPI	S	Opponent	Score	RPI	S	Opponent	Score	RPI	S	Opponent	Score	RPI	S	Opponent	Score	Team's RPI: 267
23	A	Purdue	36 73					66	H	Hampton	62 79	102	A	South Dakota St.	58 81	
								90	A	Cincinnati	42 74	104	H	South Dakota	65 63	
												114	A	Michigan St.	56 62	
												122	H	UMKC	82 76	
												151	H	SIU Edwardsville	57 72	
												183	H	Youngstown St.	81 91	
												224	A	Detroit	60 90	
												251	A	North Dakota St.	70 77	
												269	A	Valparaiso	43 64	
												285	H	Butler	68 60	
LAST 12 Division I GAMES:																
102	A	South Dakota St.	58 81	269	A	Valparaiso	43 64									
251	A	North Dakota St.	70 77	122	H	UMKC	82 76									
23	A	Purdue	36 73	104	H	South Dakota	65 63									
224	A	Detroit	60 90	66	H	Hampton	62 79									
151	H	SIU Edwardsville	57 72	285	H	Butler	68 60									
183	H	Youngstown St.	81 91	114	A	Michigan St.	56 62									

Non-Div I Games: Grace (IN) 71 54

IPFW

■ Loss,
 ■ Non-Conf,
 ■ S Site,
 ■ Home
 ■ A Away
 N Neutral

Average RPI Win:	236	WON-LOST	WINNING	LAST 10	STRENGTH OF	OPP. STRENGTH	TEAM	ADJ.	CONF.	ADJ CONF.
Average RPI Loss:	158	RECORD	PCT. RANK	GAMES	SCHEDULE	OF SCHEDULE	RPI	RPI	RPI	RPI
DIV. I ONLY	4- 9	250	2- 7	279	195	299	299	11	11	
DIV. I NON-CONF.	3- 7	256	2- 6	236	219	289	289	11	11	
TOTALS	RPI 1-25	RPI 26-50	W-L RECORDS	RPI 51-100	RPI 101-150	RPI 150+				
4- 9	0- 1	0- 1	OVERALL	0- 1	1- 1	3- 5				
2- 4	0- 0	0- 0	HOME	0- 1	0- 1	2- 2				
0- 5	0- 1	0- 1	AWAY	0- 0	0- 0	0- 3				
2- 0	0- 0	0- 0	NEUTRAL	0- 0	1- 0	1- 0				
3- 7	0- 1	0- 1	NON-CONFERENCE	0- 1	1- 0	2- 4				
1- 2	0- 0	0- 0	HOME	0- 1	0- 0	1- 1				
0- 5	0- 1	0- 1	AWAY	0- 0	0- 0	0- 3				
2- 0	0- 0	0- 0	NEUTRAL	0- 0	1- 0	1- 0				
1- 2	0- 0	0- 0	CONFERENCE	0- 0	0- 1	1- 1				
1- 2	0- 0	0- 0	HOME	0- 0	0- 1	1- 1				
0- 0	0- 0	0- 0	AWAY	0- 0	0- 0	0- 0				
0- 0	0- 0	0- 0	NEUTRAL	0- 0	0- 0	0- 0				

RPI 1-25				RPI 26-50				RPI 51-100				RPI 101+ Team's RPI: 299			
RPI	S	Opponent	Score	RPI	S	Opponent	Score	RPI	S	Opponent	Score	RPI	S	Opponent	Score
23	A	Purdue	45 75	33	A	Kansas	50 71	94	H	Eastern Ill.	49 64	102	H	South Dakota St.	63 74
												138	N	Lamar	61 34
												162	A	Indiana St.	40 65
												204	H	Indiana	64 65
												214	N	Fla. Atlantic	74 64
												226	H	Western Ill.	60 65
												251	H	North Dakota St.	49 39
												285	A	Butler	50 58
												296	A	Southern Ill.	63 77
												341	H	St. Francis (NY)	75 56
LAST 12 Division I GAMES:															
226	H	Western Ill.	60 65	102	H	South Dakota St.	63 74								
285	A	Butler	50 58	251	H	North Dakota St.	49 39								
94	H	Eastern Ill.	49 64	138	N	Lamar	61 34								
204	H	Indiana	64 65	33	A	Kansas	50 71								
296	A	Southern Ill.	63 77	214	N	Fla. Atlantic	74 64								
341	H	St. Francis (NY)	75 56	162	A	Indiana St.	40 65								

Non-Div I Games: Marygrove 82 43

IUPUI

■ Loss,
 ■ Non-Conf,
 S Site,
 ■ Home
 ■ Away
 N Neutral

Idaho

Average RPI Win: **284**
 Average RPI Loss: **166**

WON-LOST
RECORD

WINNING
PCT. RANK

LAST 10
GAMES

Through Games Of Sunday, January 1, 2012

STRENGTH OF
SCHEDULE

OPP. STRENGTH
OF SCHEDULE

TEAM
RPI

ADJ.
RPI

CONF.
RPI

ADJ CONF.
RPI

DIV. I ONLY	3- 9	272	3- 6	230	265	297	297	26	26
DIV. I NON-CONF.	3- 9	270	3- 8	232	269	296	296	27	27
TOTALS	RPI 1-25	RPI 26-50	W-L RECORDS	RPI 51-100	RPI 101-150	RPI 150+			
3- 9	0- 1	0- 0	OVERALL	0- 1	0- 3	3- 4			
1- 3	0- 1	0- 0	HOME	0- 0	0- 1	1- 1			
0- 4	0- 0	0- 0	AWAY	0- 1	0- 1	0- 2			
2- 2	0- 0	0- 0	NEUTRAL	0- 0	0- 1	2- 1			
3- 9	0- 1	0- 0	NON-CONFERENCE	0- 1	0- 3	3- 4			
1- 3	0- 1	0- 0	HOME	0- 0	0- 1	1- 1			
0- 4	0- 0	0- 0	AWAY	0- 1	0- 1	0- 2			
2- 2	0- 0	0- 0	NEUTRAL	0- 0	0- 1	2- 1			
0- 0	0- 0	0- 0	CONFERENCE	0- 0	0- 0	0- 0			
0- 0	0- 0	0- 0	HOME	0- 0	0- 0	0- 0			
0- 0	0- 0	0- 0	AWAY	0- 0	0- 0	0- 0			
0- 0	0- 0	0- 0	NEUTRAL	0- 0	0- 0	0- 0			

RPI 1-25				RPI 26-50				RPI 51-100				RPI 101+ Team's RPI: 297			
RPI	S	Opponent	Score	RPI	S	Opponent	Score	RPI	S	Opponent	Score	RPI	S	Opponent	Score
19	H	Gonzaga	42 91					88	A	Colorado	59 68	110	A	Eastern Wash.	61 76
												128	N	Pepperdine	48 57
												129	H	Washington	49 66
												231	A	Montana	57 64
												243	A	North Dakota	54 84
												243	N	North Dakota	53 50
												270	N	Southern Miss.	62 63
												276	H	UC Riverside	57 70
												288	N	Morehead St.	71 45
												320	H	Wyoming	65 59
LAST 12 Division I GAMES:															
270	N	Southern Miss.	62 63	88	A	Colorado	59 68	129	H	Washington	49 66	288	N	Morehead St.	71 45
243	N	North Dakota	53 50	231	A	Montana	57 64	128	N	Pepperdine	48 57	19	H	Gonzaga	42 91
110	A	Eastern Wash.	61 76	243	A	North Dakota	54 84								
320	H	Wyoming	65 59												
276	H	UC Riverside	57 70												

Non-Div I Games: Carroll (MT) 63 40 Corban 77 74

Idaho

Loss, Non-Conf, S Site, H Home A Away N Neutral

Average RPI Win:	207	WON-LOST	WINNING	LAST 10	STRENGTH OF	OPP. STRENGTH	TEAM	ADJ.	CONF.	ADJ CONF.
Average RPI Loss:	144	RECORD	PCT. RANK	GAMES	SCHEDULE	OF SCHEDULE	RPI	RPI	RPI	RPI
DIV. I ONLY	6- 5	145	5- 3	58	330	98	98	19	19	
DIV. I NON-CONF.	6- 5	137	5- 4	59	332	99	99	18	18	
TOTALS	RPI 1-25	RPI 26-50	W-L RECORDS	RPI 51-100	RPI 101-150	RPI 150+				
6- 5	0- 0	0- 1	OVERALL	1- 0	1- 2	5- 2				
2- 1	0- 0	0- 0	HOME	0- 0	0- 1	3- 0				
1- 3	0- 0	0- 0	AWAY	0- 0	0- 1	1- 2				
3- 1	0- 0	0- 1	NEUTRAL	1- 0	1- 0	1- 0				
6- 5	0- 0	0- 1	NON-CONFERENCE	1- 0	1- 2	4- 2				
2- 1	0- 0	0- 0	HOME	0- 0	0- 1	2- 0				
1- 3	0- 0	0- 0	AWAY	0- 0	0- 1	1- 2				
3- 1	0- 0	0- 1	NEUTRAL	1- 0	1- 0	1- 0				
1- 0	0- 0	0- 0	CONFERENCE	0- 0	0- 0	1- 0				
1- 0	0- 0	0- 0	HOME	0- 0	0- 0	1- 0				
0- 0	0- 0	0- 0	AWAY	0- 0	0- 0	0- 0				
0- 0	0- 0	0- 0	NEUTRAL	0- 0	0- 0	0- 0				

RPI 1-25			RPI 26-50			RPI 51-100			Team's RPI: 98	RPI 101+		
RPI	S	Opponent	Score	RPI	S	Opponent	Score	RPI	S	Opponent	Score	RPI
				42	N	Tulane	37 45	76	N	Chattanooga	65 62	104
										H	South Dakota	54 66
										A	UTEP	63 79
										N	South Fla.	76 63
										A	Utah	31 56
										H	Northern Colo.	57 52
										H	Utah St.	67 65
										H	Boise St.	84 75
										A	Utah Valley	59 68
										A	New Mexico St.	59 42
										N	Jackson St.	47 36
LAST 12 Division I GAMES:												
166	H	Northern Colo.	57 52	132	N	South Fla.	76 63					
104	H	South Dakota	54 66	42	N	Tulane	37 45					
178	H	Utah St.	67 65	76	N	Chattanooga	65 62					
159	A	Utah	31 56	301	A	Utah Valley	59 68					
337	N	Jackson St.	47 36	245	H	Boise St.	84 75					
116	A	UTEP	63 79	312	A	New Mexico St.	59 42					

Non-Div I Games: Okla. Panhandle 90 48 Great Falls 86 42

Idaho St.

Loss, Non-Conf, S Site, H Home A Away N Neutral

Ill.-Chicago

Through Games Of Sunday, January 1, 2012

Average RPI Win:	208	WON-LOST	WINNING	LAST 10	STRENGTH OF	OPP. STRENGTH	TEAM	ADJ.	CONF.	ADJ CONF.
Average RPI Loss:	127	RECORD	PCT. RANK	GAMES	SCHEDULE	OF SCHEDULE	RPI	RPI	RPI	RPI
DIV. I ONLY	6- 5	145	3- 5	148	205	134	134	13	13	
DIV. I NON-CONF.	5- 4	134	4- 4	217	229	165	165	16	16	
TOTALS	RPI 1-25	RPI 26-50	W-L RECORDS	RPI 51-100	RPI 101-150	RPI 150+				
6- 5	0- 1	0- 0	OVERALL	1- 0	1- 1	4- 3				
4- 1	0- 0	0- 0	HOME	1- 0	1- 0	2- 1				
2- 4	0- 1	0- 0	AWAY	0- 0	0- 1	2- 2				
0- 0	0- 0	0- 0	NEUTRAL	0- 0	0- 0	0- 0				
5- 4	0- 0	0- 0	NON-CONFERENCE	1- 0	1- 1	3- 3				
4- 1	0- 0	0- 0	HOME	1- 0	1- 0	2- 1				
1- 3	0- 0	0- 0	AWAY	0- 0	0- 1	1- 2				
0- 0	0- 0	0- 0	NEUTRAL	0- 0	0- 0	0- 0				
1- 1	0- 1	0- 0	CONFERENCE	0- 0	0- 0	1- 0				
0- 0	0- 0	0- 0	HOME	0- 0	0- 0	0- 0				
1- 1	0- 1	0- 0	AWAY	0- 0	0- 0	1- 0				
0- 0	0- 0	0- 0	NEUTRAL	0- 0	0- 0	0- 0				

RPI 1-25				RPI 26-50				RPI 51-100				RPI 101+				Team's RPI: 134
RPI	S	Opponent	Score	RPI	S	Opponent	Score	RPI	S	Opponent	Score	RPI	S	Opponent	Score	
10	A	Green Bay	63 80					94	H	Eastern Ill.	66 50	121	A	Illinois St.	56 77	
												133	H	Drake	61 48	
												151	A	SIU Edwardsville	57 63	
												162	H	Indiana St.	59 75	
												188	A	Northern Ill.	49 47	
												193	A	Oakland	45 48	
												228	A	Milwaukee	67 41	
												283	H	Saint Louis	68 60	
												319	H	Southeast Mo. St.	69 54	
LAST 12 Division I GAMES:																
228	A	Milwaukee	67 41	162	H	Indiana St.	59 75									
10	A	Green Bay	63 80	121	A	Illinois St.	56 77									
94	H	Eastern Ill.	66 50	151	A	SIU Edwardsville	57 63									
188	A	Northern Ill.	49 47	283	H	Saint Louis	68 60									
193	A	Oakland	45 48	319	H	Southeast Mo. St.	69 54									
				133	H	Drake	61 48									

Non-Div I Games: Roosevelt 78 58 Central Methodist 67 46

Ill.-Chicago

■ Loss,
 ■ Non-Conf,
 ■ S Site,
 ■ H Home
 ■ A Away
 N Neutral

Average RPI Win:	179	WON-LOST	WINNING	LAST 10	STRENGTH OF	OPP. STRENGTH	TEAM	ADJ.	CONF.	ADJ CONF.
Average RPI Loss:	46	RECORD	PCT. RANK	GAMES	SCHEDULE	OF SCHEDULE	RPI	RPI	RPI	RPI
DIV. I ONLY	6- 8	205	4- 6	4	136	55	55	3	3	
DIV. I NON-CONF.	6- 7	180	4- 6	5	157	65	65	3	3	
TOTALS	RPI 1-25	RPI 26-50	W-L RECORDS	RPI 51-100	RPI 101-150	RPI 150+				
6- 8	0- 3	0- 4	OVERALL	0- 1	3- 0	3- 1				
2- 2	0- 2	0- 1	HOME	0- 0	1- 0	1- 0				
3- 2	0- 0	0- 0	AWAY	0- 1	1- 0	2- 1				
1- 4	0- 1	0- 3	NEUTRAL	0- 0	1- 0	0- 0				
6- 7	0- 1	0- 4	NON-CONFERENCE	0- 1	3- 0	3- 1				
2- 1	0- 0	0- 1	HOME	0- 0	1- 0	1- 0				
3- 2	0- 0	0- 0	AWAY	0- 1	1- 0	2- 1				
1- 4	0- 1	0- 3	NEUTRAL	0- 0	1- 0	0- 0				
0- 2	0- 2	0- 0	CONFERENCE	0- 0	0- 0	0- 0				
0- 2	0- 2	0- 0	HOME	0- 0	0- 0	0- 0				
0- 0	0- 0	0- 0	AWAY	0- 0	0- 0	0- 0				
0- 0	0- 0	0- 0	NEUTRAL	0- 0	0- 0	0- 0				

RPI 1-25				RPI 26-50				RPI 51-100				Team's RPI: 55	RPI 101+			
RPI	S	Opponent	Score	RPI	S	Opponent	Score	RPI	S	Opponent	Score		RPI	S	Opponent	Score
9	H	Michigan	50 70	29	N	Arizona St.	50 51	53	A	California	56 80		120	N	Montana St.	68 56
10	N	Green Bay	62 82	43	N	Dayton	66 80						121	A	Illinois St.	66 56
23	H	Purdue	63 64	45	H	South Carolina	52 71						125	H	Memphis	62 54
				47	N	Texas Tech	64 70						155	A	Oregon	74 77
													168	H	Alabama A&M	83 65
													253	A	Clemson	61 50
													284	A	Cleveland St.	72 42
LAST 12 Division I GAMES:																
23	H	Purdue	63 64	121	A	Illinois St.	66 56									
9	H	Michigan	50 70	253	A	Clemson	61 50									
168	H	Alabama A&M	83 65	29	N	Arizona St.	50 51									
43	N	Dayton	66 80	10	N	Green Bay	62 82									
120	N	Montana St.	68 56	53	A	California	56 80									
47	N	Texas Tech	64 70	155	A	Oregon	74 77									

Non-Div I Games:

Illinois

Average RPI Win:	238	WON-LOST	WINNING	LAST 10	STRENGTH OF	OPP. STRENGTH	TEAM	ADJ.	CONF.	ADJ CONF.
Average RPI Loss:	38	RECORD	PCT. RANK	GAMES	SCHEDULE	OF SCHEDULE	RPI	RPI	RPI	RPI
DIV. I ONLY	7- 6	152	6- 4	111	50	121	121	10	10	
DIV. I NON-CONF.	5- 6	188	4- 6	63	23	87	87	10	10	
TOTALS	RPI 1-25	RPI 26-50	W-L RECORDS	RPI 51-100	RPI 101-150	RPI 150+				
7- 6	0- 2	0- 2	OVERALL	0- 2	1- 0	6- 0				
5- 2	0- 1	0- 0	HOME	0- 1	1- 0	4- 0				
1- 4	0- 1	0- 2	AWAY	0- 1	0- 0	1- 0				
1- 0	0- 0	0- 0	NEUTRAL	0- 0	0- 0	1- 0				
5- 6	0- 2	0- 2	NON-CONFERENCE	0- 2	1- 0	4- 0				
3- 2	0- 1	0- 0	HOME	0- 1	1- 0	2- 0				
1- 4	0- 1	0- 2	AWAY	0- 1	0- 0	1- 0				
1- 0	0- 0	0- 0	NEUTRAL	0- 0	0- 0	1- 0				
2- 0	0- 0	0- 0	CONFERENCE	0- 0	0- 0	2- 0				
2- 0	0- 0	0- 0	HOME	0- 0	0- 0	2- 0				
0- 0	0- 0	0- 0	AWAY	0- 0	0- 0	0- 0				
0- 0	0- 0	0- 0	NEUTRAL	0- 0	0- 0	0- 0				

RPI 1-25				RPI 26-50				RPI 51-100				RPI 101+ Team's RPI: 121			
RPI	S	Opponent	Score	RPI	S	Opponent	Score	RPI	S	Opponent	Score	RPI	S	Opponent	Score
9	A	Michigan	59 76	29	A	Arizona St.	54 77	55	H	Illinois	56 66	134	H	Ill.-Chicago	77 56
13	H	DePaul	54 73	30	A	Northwestern	62 69	94	A	Eastern Ill.	69 83	188	H	Northern Ill.	81 62
												201	H	Western Ky.	71 45
												275	A	Ball St.	63 52
												280	N	Arkansas St.	78 50
												294	H	Evansville	62 49
												296	H	Southern Ill.	75 51
LAST 12 Division I GAMES:															
294	H	Evansville	62 49	29	A	Arizona St.	54 77	280	N	Arkansas St.	78 50	134	H	Ill.-Chicago	77 56
296	H	Southern Ill.	75 51	30	A	Northwestern	62 69	94	A	Eastern Ill.	69 83	188	H	Northern Ill.	81 62
9	A	Michigan	59 76	55	H	Illinois	56 66	501	H	Western Ky.	71 45	275	A	Ball St.	63 52
13	H	DePaul	54 73	29	A	Arizona St.	54 77	280	N	Arkansas St.	78 50	294	H	Evansville	62 49
201	H	Western Ky.	71 45	30	A	Northwestern	62 69	94	A	Eastern Ill.	69 83	296	H	Southern Ill.	75 51

Non-Div I Games:

Illinois St.

Indiana

Through Games Of Sunday, January 1, 2012

Average RPI Win:	298	WON-LOST	WINNING	LAST 10	STRENGTH OF	OPP. STRENGTH	TEAM	ADJ.	CONF.	ADJ CONF.
Average RPI Loss:	95	RECORD	PCT. RANK	GAMES	SCHEDULE	OF SCHEDULE	RPI	RPI	RPI	RPI
DIV. I ONLY	5- 9	231	3- 7	112	208	204	204	3	3	
DIV. I NON-CONF.	5- 8	219	3- 7	128	211	212	212	3	3	
TOTALS	RPI 1-25	RPI 26-50	W-L RECORDS	RPI 51-100	RPI 101-150	RPI 150+				
5- 9	0- 1	0- 0	OVERALL	0- 5	0- 3	5- 1				
2- 4	0- 0	0- 0	HOME	0- 2	0- 1	2- 1				
2- 4	0- 1	0- 0	AWAY	0- 3	0- 1	2- 0				
1- 1	0- 0	0- 0	NEUTRAL	0- 0	0- 1	1- 0				
5- 8	0- 1	0- 0	NON-CONFERENCE	0- 5	0- 1	5- 1				
2- 3	0- 0	0- 0	HOME	0- 2	0- 0	2- 1				
2- 4	0- 1	0- 0	AWAY	0- 3	0- 0	2- 0				
1- 1	0- 0	0- 0	NEUTRAL	0- 0	0- 1	1- 0				
0- 2	0- 0	0- 0	CONFERENCE	0- 0	0- 2	0- 0				
0- 1	0- 0	0- 0	HOME	0- 0	0- 1	0- 0				
0- 1	0- 0	0- 0	AWAY	0- 0	0- 1	0- 0				
0- 0	0- 0	0- 0	NEUTRAL	0- 0	0- 0	0- 0				

RPI 1-25				RPI 26-50				RPI 51-100				RPI 101+ Team's RPI: 204			
RPI	S	Opponent	Score	RPI	S	Opponent	Score	RPI	S	Opponent	Score	RPI	S	Opponent	Score
24	A	Virginia	49 65					62	A	St. Bonaventure	45 65	114	H	Michigan St.	49 63
								67	A	Miami (OH)	72 77	127	N	Pittsburgh	72 77
								68	H	Oklahoma St.	72 83	131	A	Minnesota	43 84
								75	A	Central Ark.	46 58	188	H	Northern Ill.	59 60
								96	H	Toledo	58 69	250	N	Colorado St.	47 39
												299	A	IUPUI	65 64
												310	H	A&M-Corpus Christi	80 58
												315	A	Belmont	63 52
												316	H	Murray St.	70 67
LAST 12 Division I GAMES:															
131	A	Minnesota	43 84	299	A	IUPUI	65 64								
114	H	Michigan St.	49 63	62	A	St. Bonaventure	45 65								
310	H	A&M-Corpus Christi	80 58	68	H	Oklahoma St.	72 83								
250	N	Colorado St.	47 39	24	A	Virginia	49 65								
127	N	Pittsburgh	72 77	96	H	Toledo	58 69								
188	H	Northern Ill.	59 60	67	A	Miami (OH)	72 77								

Non-Div I Games:

Indiana

 Loss,
 Non-Conf,
S Site,
 Home
 Away
N Neutral

Average RPI Win:	251	WON-LOST	WINNING	LAST 10	STRENGTH OF	OPP. STRENGTH	TEAM	ADJ.	CONF.	ADJ CONF.
Average RPI Loss:	115	RECORD	PCT. RANK	GAMES	SCHEDULE	OF SCHEDULE	RPI	RPI	RPI	RPI
DIV. I ONLY	8- 6	133	6- 4	229	181	162	162	10	10	
DIV. I NON-CONF.	6- 6	158	5- 5	175	160	132	132	10	10	
TOTALS	RPI 1-25	RPI 26-50	W-L RECORDS	RPI 51-100	RPI 101-150	RPI 150+				
8- 6	0- 2	0- 0	OVERALL	0- 2	2- 0	6- 2				
6- 1	0- 0	0- 0	HOME	0- 1	1- 0	5- 0				
2- 5	0- 2	0- 0	AWAY	0- 1	1- 0	1- 2				
0- 0	0- 0	0- 0	NEUTRAL	0- 0	0- 0	0- 0				
6- 6	0- 2	0- 0	NON-CONFERENCE	0- 2	2- 0	4- 2				
4- 1	0- 0	0- 0	HOME	0- 1	1- 0	3- 0				
2- 5	0- 2	0- 0	AWAY	0- 1	1- 0	1- 2				
0- 0	0- 0	0- 0	NEUTRAL	0- 0	0- 0	0- 0				
2- 0	0- 0	0- 0	CONFERENCE	0- 0	0- 0	2- 0				
2- 0	0- 0	0- 0	HOME	0- 0	0- 0	2- 0				
0- 0	0- 0	0- 0	AWAY	0- 0	0- 0	0- 0				
0- 0	0- 0	0- 0	NEUTRAL	0- 0	0- 0	0- 0				

RPI	S	Opponent	Score	RPI	S	Opponent	Score	RPI	S	Opponent	Score	RPI	S	Opponent	Score	Team's RPI: 162
8	A	Notre Dame	34 99					76	H	Chattanooga	54 75	134	A	Ill.-Chicago	75 59	
9	A	Michigan	44 72					94	A	Eastern Ill.	60 75	150	H	UT Martin	66 55	
												188	A	Northern Ill.	43 47	
												224	H	Detroit	64 62	
												285	H	Butler	49 46	
												294	H	Evansville	73 54	
												296	H	Southern Ill.	72 66	
												299	H	IUPUI	65 40	
												315	A	Belmont	59 69	
												323	A	Chicago St.	67 59	
LAST 12 Division I GAMES:																
296	H	Southern Ill.	72 66	285	H	Butler	49 46									
294	H	Evansville	73 54	134	A	Ill.-Chicago	75 59									
188	A	Northern Ill.	43 47	150	H	UT Martin	66 55									
323	A	Chicago St.	67 59	315	A	Belmont	59 69									
9	A	Michigan	44 72	299	H	IUPUI	65 40									
94	A	Eastern Ill.	60 75	76	H	Chattanooga	54 75									

Non-Div I Games:

Indiana St.

■ Loss,
 ■ Non-Conf,
 ■ S Site,
 ■ H Home
 ■ A Away
 N Neutral

Average RPI Win:	245	WON-LOST	WINNING	LAST 10	STRENGTH OF	OPP. STRENGTH	TEAM	ADJ.	CONF.	ADJ CONF.
Average RPI Loss:	127	RECORD	PCT. RANK	GAMES	SCHEDULE	OF SCHEDULE	RPI	RPI	RPI	RPI
DIV. I ONLY	4- 7	224	3- 7	145	202	205	205	21	21	
DIV. I NON-CONF.	4- 7	227	4- 7	149	198	208	208	22	22	
TOTALS	RPI 1-25	RPI 26-50	W-L RECORDS	RPI 51-100	RPI 101-150	RPI 150+				
4- 7	0- 2	0- 0	OVERALL	0- 3	0- 1	4- 2				
3- 1	0- 1	0- 0	HOME	0- 0	0- 0	3- 0				
1- 6	0- 1	0- 0	AWAY	0- 3	0- 1	1- 2				
0- 0	0- 0	0- 0	NEUTRAL	0- 0	0- 0	0- 0				
4- 7	0- 2	0- 0	NON-CONFERENCE	0- 3	0- 0	4- 2				
3- 1	0- 1	0- 0	HOME	0- 0	0- 0	3- 0				
1- 6	0- 1	0- 0	AWAY	0- 3	0- 0	1- 2				
0- 0	0- 0	0- 0	NEUTRAL	0- 0	0- 0	0- 0				
0- 1	0- 0	0- 0	CONFERENCE	0- 0	0- 1	0- 0				
0- 0	0- 0	0- 0	HOME	0- 0	0- 0	0- 0				
0- 1	0- 0	0- 0	AWAY	0- 0	0- 1	0- 0				
0- 0	0- 0	0- 0	NEUTRAL	0- 0	0- 0	0- 0				

RPI 1-25				RPI 26-50				RPI 51-100				RPI 101+ Team's RPI: 205			
RPI	S	Opponent	Score	RPI	S	Opponent	Score	RPI	S	Opponent	Score	RPI	S	Opponent	Score
11	A	Rutgers	29 62					67	A	Miami (OH)	77 92	117	A	Fairfield	58 62
16	H	Villanova	47 76					89	A	Marquette	44 93	217	A	Bryant	66 53
								96	A	Toledo	42 54	235	H	Stony Brook	52 48
												247	H	Long Beach St.	78 73
												279	H	N.C. A&T	85 69
												310	A	A&M-Corpus Christi	68 77
												311	A	Colgate	50 75
LAST 12 Division I GAMES:															
117	A	Fairfield	58 62	247	H	Long Beach St.	78 73	310	A	A&M-Corpus Christi	68 77				
311	A	Colgate	50 75					235	H	Stony Brook	52 48				
11	A	Rutgers	29 62					217	A	Bryant	66 53				
89	A	Marquette	44 93					16	H	Villanova	47 76				
67	A	Miami (OH)	77 92					279	H	N.C. A&T	85 69				
96	A	Toledo	42 54												

Non-Div I Games:

Iona

■ Loss,
■ Non-Conf, S Site,
■ Home
■ Away
N Neutral

Average RPI Win:	147	WON-LOST	WINNING	LAST 10	STRENGTH OF	OPP. STRENGTH	TEAM	ADJ.	CONF.	ADJ CONF.
Average RPI Loss:	53	RECORD	PCT. RANK	GAMES	SCHEDULE	OF SCHEDULE	RPI	RPI	RPI	RPI
DIV. I ONLY	9- 5	96	5- 5	64	26	63	63	3	3	
DIV. I NON-CONF.	8- 5	107	6- 4	87	36	77	77	3	3	
TOTALS	RPI 1-25	RPI 26-50	W-L RECORDS	RPI 51-100	RPI 101-150	RPI 150+				
9- 5	0- 3	1- 0	OVERALL	1- 1	3- 2	4- 0				
7- 1	0- 0	1- 0	HOME	0- 0	2- 1	4- 0				
1- 3	0- 2	0- 0	AWAY	0- 1	1- 1	0- 0				
1- 1	0- 1	0- 0	NEUTRAL	1- 0	0- 0	0- 0				
8- 5	0- 2	0- 0	NON-CONFERENCE	1- 1	3- 2	4- 0				
6- 1	0- 0	0- 0	HOME	0- 0	2- 1	4- 0				
1- 3	0- 1	0- 0	AWAY	0- 1	1- 1	0- 0				
1- 1	0- 1	0- 0	NEUTRAL	1- 0	0- 0	0- 0				
1- 1	0- 1	1- 0	CONFERENCE	0- 0	0- 0	0- 0				
1- 0	0- 0	1- 0	HOME	0- 0	0- 0	0- 0				
0- 1	0- 1	0- 0	AWAY	0- 0	0- 0	0- 0				
0- 0	0- 0	0- 0	NEUTRAL	0- 0	0- 0	0- 0				

RPI 1-25				RPI 26-50				RPI 51-100 Team's RPI: 63				RPI 101+			
RPI	S	Opponent	Score	RPI	S	Opponent	Score	RPI	S	Opponent	Score	RPI	S	Opponent	Score
7	N	Texas A&M	58 74	30	H	Northwestern	86 55	64	A	Iowa St.	54 62	103	H	UNLV	59 69
14	A	Ohio St.	71 84					81	N	St. John's (NY)	60 52	113	A	Bradley	88 96
18	A	Kansas St.	78 81									133	H	Drake	71 46
												136	H	Mississippi Val.	86 80
												143	A	UNI	78 74
												157	H	Albany (NY)	82 60
												202	H	Harvard	90 81
												215	H	Virginia Tech	58 47
												226	H	Western Ill.	98 45
LAST 12 Division I GAMES:															
14	A	Ohio St.	71 84	64	A	Iowa St.	54 62	18	A	Kansas St.	78 81	7	N	Texas A&M	58 74
30	H	Northwestern	86 55	18	A	Kansas St.	78 81	215	H	Virginia Tech	58 47	81	N	St. John's (NY)	60 52
136	H	Mississippi Val.	86 80	215	H	Virginia Tech	58 47	7	N	Texas A&M	58 74	113	A	Bradley	88 96
133	H	Drake	71 46	7	N	Texas A&M	58 74	81	N	St. John's (NY)	60 52	226	H	Western Ill.	98 45
113	A	Bradley	88 96	81	N	St. John's (NY)	60 52	143	A	UNI	78 74				
226	H	Western Ill.	98 45	143	A	UNI	78 74								

Non-Div I Games:

Iowa

Average RPI Win:	190	WON-LOST	WINNING	LAST 10	STRENGTH OF	OPP. STRENGTH	TEAM	ADJ.	CONF.	ADJ CONF.
Average RPI Loss:	18	RECORD	PCT. RANK	GAMES	SCHEDULE	OF SCHEDULE	RPI	RPI	RPI	RPI
DIV. I ONLY	9- 2	38	8- 2	204	40	64	64	1	1	
DIV. I NON-CONF.	9- 2	39	9- 2	209	41	70	70	1	1	
TOTALS	RPI 1-25	RPI 26-50	W-L RECORDS	RPI 51-100	RPI 101-150	RPI 150+				
9- 2	0- 1	0- 1	OVERALL	1- 0	3- 0	5- 0				
7- 0	0- 0	0- 0	HOME	1- 0	2- 0	4- 0				
1- 1	0- 1	0- 0	AWAY	0- 0	1- 0	0- 0				
1- 1	0- 0	0- 1	NEUTRAL	0- 0	0- 0	1- 0				
9- 2	0- 1	0- 1	NON-CONFERENCE	1- 0	3- 0	5- 0				
7- 0	0- 0	0- 0	HOME	1- 0	2- 0	4- 0				
1- 1	0- 1	0- 0	AWAY	0- 0	1- 0	0- 0				
1- 1	0- 0	0- 1	NEUTRAL	0- 0	0- 0	1- 0				
0- 0	0- 0	0- 0	CONFERENCE	0- 0	0- 0	0- 0				
0- 0	0- 0	0- 0	HOME	0- 0	0- 0	0- 0				
0- 0	0- 0	0- 0	AWAY	0- 0	0- 0	0- 0				
0- 0	0- 0	0- 0	NEUTRAL	0- 0	0- 0	0- 0				

RPI S	Opponent	Score	RPI S	Opponent	Score	RPI S	Opponent	Score	Team's RPI: 64	RPI S	Opponent	Score
9	A Michigan	49 56	26	N Penn St.	59 66	63	H Iowa	62 54		133	A Drake	71 64
										136	H Mississippi Val.	77 47
										143	H UNI	84 57
										161	H Buffalo	65 45
										197	H New Hampshire	71 57
										255	H Northern Ariz.	65 41
										285	N Butler	64 44
										340	H Houston Baptist	73 33
LAST 12 Division I GAMES:												
161	H Buffalo	65 45	285	N Butler	64 44							
197	H New Hampshire	71 57	26	N Penn St.	59 66							
143	H UNI	84 57	255	H Northern Ariz.	65 41							
136	H Mississippi Val.	77 47	133	A Drake	71 64							
63	H Iowa	62 54	340	H Houston Baptist	73 33							
9	A Michigan	49 56										

Non-Div I Games:

Iowa St.

Average RPI Win:	310	WON-LOST	WINNING	LAST 10	STRENGTH OF	OPP. STRENGTH	TEAM	ADJ.	CONF.	ADJ CONF.
Average RPI Loss:	255	RECORD	PCT. RANK	GAMES	SCHEDULE	OF SCHEDULE	RPI	RPI	RPI	RPI
DIV. I ONLY	2- 5	263	2- 5	341	298	337	337	30	30	
DIV. I NON-CONF.	2- 5	262	2- 5	341	299	335	335	30	30	
TOTALS	RPI 1-25	RPI 26-50	W-L RECORDS	RPI 51-100	RPI 101-150	RPI 150+				
2- 5	0- 0	0- 0	OVERALL	0- 1	0- 0	2- 4				
1- 0	0- 0	0- 0	HOME	0- 0	0- 0	1- 0				
1- 4	0- 0	0- 0	AWAY	0- 0	0- 0	1- 4				
0- 1	0- 0	0- 0	NEUTRAL	0- 1	0- 0	0- 0				
2- 5	0- 0	0- 0	NON-CONFERENCE	0- 1	0- 0	2- 4				
1- 0	0- 0	0- 0	HOME	0- 0	0- 0	1- 0				
1- 4	0- 0	0- 0	AWAY	0- 0	0- 0	1- 4				
0- 1	0- 0	0- 0	NEUTRAL	0- 1	0- 0	0- 0				
0- 0	0- 0	0- 0	CONFERENCE	0- 0	0- 0	0- 0				
0- 0	0- 0	0- 0	HOME	0- 0	0- 0	0- 0				
0- 0	0- 0	0- 0	AWAY	0- 0	0- 0	0- 0				
0- 0	0- 0	0- 0	NEUTRAL	0- 0	0- 0	0- 0				

RPI 1-25			RPI 26-50			RPI 51-100			RPI 101+			Team's RPI: 337
RPI	S	Opponent	Score	RPI	S	Opponent	Score	RPI	S	Opponent	Score	
						98 N Idaho St.	36 47	270 A		Southern Miss.	55 70	
								273 A		Air Force	51 64	
								286 H		Tennessee St.	67 43	
								310 A		A&M-Corpus Christi	61 64	
								322 A		Southeastern La.	49 76	
								334 A		Northwestern St.	79 73	
LAST 12 Division I GAMES:												
270 A		Southern Miss.	55 70	334 A		Northwestern St.	79 73					
310 A		A&M-Corpus Christi	61 64									
286 H		Tennessee St.	67 43									
98 N		Idaho St.	36 47									
273 A		Air Force	51 64									
322 A		Southeastern La.	49 76									

Non-Div I Games: Tougaloo 63 54 Tougaloo 62 67

Jackson St.

Jacksonville

Through Games Of Sunday, January 1, 2012

Average RPI Win:	296	WON-LOST	WINNING	LAST 10	STRENGTH OF	OPP. STRENGTH	TEAM	ADJ.	CONF.	ADJ CONF.
Average RPI Loss:	173	RECORD	PCT. RANK	GAMES	SCHEDULE	OF SCHEDULE	RPI	RPI	RPI	RPI
DIV. I ONLY	2- 10	303	3- 7	214	268	313	313	31	31	
DIV. I NON-CONF.	2- 9	294	2- 8	186	267	308	308	31	31	
TOTALS	RPI 1-25	RPI 26-50	W-L RECORDS	RPI 51-100	RPI 101-150	RPI 150+				
2- 10	0- 0	0- 1	OVERALL	0- 2	0- 1	3- 6				
2- 2	0- 0	0- 0	HOME	0- 1	0- 0	3- 1				
0- 7	0- 0	0- 1	AWAY	0- 1	0- 1	0- 4				
0- 1	0- 0	0- 0	NEUTRAL	0- 0	0- 0	0- 1				
2- 9	0- 0	0- 1	NON-CONFERENCE	0- 2	0- 1	2- 5				
2- 2	0- 0	0- 0	HOME	0- 1	0- 0	2- 1				
0- 6	0- 0	0- 1	AWAY	0- 1	0- 1	0- 3				
0- 1	0- 0	0- 0	NEUTRAL	0- 0	0- 0	0- 1				
1- 1	0- 0	0- 0	CONFERENCE	0- 0	0- 0	1- 1				
1- 0	0- 0	0- 0	HOME	0- 0	0- 0	1- 0				
0- 1	0- 0	0- 0	AWAY	0- 0	0- 0	0- 1				
0- 0	0- 0	0- 0	NEUTRAL	0- 0	0- 0	0- 0				

RPI 1-25				RPI 26-50				RPI 51-100				RPI 101+ Team's RPI: 313			
RPI	S	Opponent	Score	RPI	S	Opponent	Score	RPI	S	Opponent	Score	RPI	S	Opponent	Score
				35	A	North Carolina St.	42 80	66	H	Hampton	55 68	148	A	Bowling Green	53 83
								95	A	Wake Forest	54 83	185	A	FIU	37 63
												190	H	Florida A&M	59 78
												216	A	Ga. Southern	46 52
												220	H	South Carolina St.	68 67
												236	A	Savannah St.	64 67
												265	N	East Carolina	64 70
												293	A	North Florida	36 51
												332	H	Lipscomb	81 75
												336	H	Jacksonville St.	87 74
LAST 12 Division I GAMES:															
293	A	North Florida	36 51	332	H	Lipscomb	81 75								
236	A	Savannah St.	64 67	220	H	South Carolina St.	68 67								
95	A	Wake Forest	54 83	216	A	Ga. Southern	46 52								
35	A	North Carolina St.	42 80	265	N	East Carolina	64 70								
66	H	Hampton	55 68	336	H	Jacksonville St.	87 74								
190	H	Florida A&M	59 78	148	A	Bowling Green	53 83								

Non-Div I Games:

Jacksonville

■ Loss,
■ Non-Conf,
■ S Site,
■ H Home
■ A Away
N Neutral

Jacksonville St.

Through Games Of Sunday, January 1, 2012

Average RPI Win:	335	WON-LOST	WINNING	LAST 10	STRENGTH OF	OPP. STRENGTH	TEAM	ADJ.	CONF.	ADJ CONF.
Average RPI Loss:	215	RECORD	PCT. RANK	GAMES	SCHEDULE	OF SCHEDULE	RPI	RPI	RPI	RPI
DIV. I ONLY	2- 12	316	1- 9	300	324	336	336	32	32	
DIV. I NON-CONF.	2- 10	300	2- 7	312	320	337	337	32	32	
TOTALS	RPI 1-25	RPI 26-50	W-L RECORDS	RPI 51-100	RPI 101-150	RPI 150+				
2- 12	0- 0	0- 0	OVERALL	0- 1	0- 2	2- 10				
2- 2	0- 0	0- 0	HOME	0- 0	0- 1	2- 1				
0- 8	0- 0	0- 0	AWAY	0- 1	0- 1	0- 7				
0- 2	0- 0	0- 0	NEUTRAL	0- 0	0- 0	0- 2				
2- 10	0- 0	0- 0	NON-CONFERENCE	0- 1	0- 2	2- 7				
2- 1	0- 0	0- 0	HOME	0- 0	0- 1	2- 0				
0- 7	0- 0	0- 0	AWAY	0- 1	0- 1	0- 5				
0- 2	0- 0	0- 0	NEUTRAL	0- 0	0- 0	0- 2				
0- 3	0- 0	0- 0	CONFERENCE	0- 0	0- 0	0- 3				
0- 1	0- 0	0- 0	HOME	0- 0	0- 0	0- 1				
0- 2	0- 0	0- 0	AWAY	0- 0	0- 0	0- 2				
0- 0	0- 0	0- 0	NEUTRAL	0- 0	0- 0	0- 0				

RPI S	Opponent	Score	RPI S	Opponent	Score	RPI S	Opponent	Score	RPI S	Opponent	Score	Team's RPI: 336
						51 A	Kentucky	25 100	109 A	Mississippi St.	41 78	
									141 H	Georgia St.	60 68	
									151 A	SIU Edwardsville	39 79	
									185 N	FIU	52 79	
									216 N	Ga. Southern	49 72	
									218 A	Samford	40 73	
									261 H	Eastern Ky.	76 80	
									270 A	Southern Miss.	58 75	
									271 A	Kennesaw St.	67 81	
									293 A	North Florida	47 63	
									313 A	Jacksonville	74 87	
									319 A	Southeast Mo. St.	48 66	
									332 H	Lipscomb	81 72	
									338 H	Troy	65 54	
LAST 12 Division I GAMES:												
313 A	Jacksonville	74 87	319 A	Southeast Mo. St.	48 66							
338 H	Troy	65 54	151 A	SIU Edwardsville	39 79							
218 A	Samford	40 73	141 H	Georgia St.	60 68							
216 N	Ga. Southern	49 72	261 H	Eastern Ky.	76 80							
270 A	Southern Miss.	58 75	293 A	North Florida	47 63							
332 H	Lipscomb	81 72	185 N	FIU	52 79							

Non-Div I Games: LeMoyne-Owen 83 67

Jacksonville St.

Loss, Non-Conf, S Site, H Home A Away N Neutral

Average RPI Win:	188	WON-LOST	WINNING	LAST 10	STRENGTH OF	OPP. STRENGTH	TEAM	ADJ.	CONF.	ADJ CONF.
Average RPI Loss:	28	RECORD	PCT. RANK	GAMES	SCHEDULE	OF SCHEDULE	RPI	RPI	RPI	RPI
DIV. I ONLY	8- 3	67	7- 3	73	93	37	37	7	7	
DIV. I NON-CONF.	8- 2	46	8- 2	107	94	46	46	7	7	
TOTALS	RPI 1-25	RPI 26-50	W-L RECORDS	RPI 51-100	RPI 101-150	RPI 150+				
8- 3	0- 1	0- 2	OVERALL	2- 0	0- 0	6- 0				
3- 0	0- 0	0- 0	HOME	1- 0	0- 0	2- 0				
4- 2	0- 1	0- 1	AWAY	1- 0	0- 0	3- 0				
1- 1	0- 0	0- 1	NEUTRAL	0- 0	0- 0	1- 0				
8- 2	0- 1	0- 1	NON-CONFERENCE	2- 0	0- 0	6- 0				
3- 0	0- 0	0- 0	HOME	1- 0	0- 0	2- 0				
4- 1	0- 1	0- 0	AWAY	1- 0	0- 0	3- 0				
1- 1	0- 0	0- 1	NEUTRAL	0- 0	0- 0	1- 0				
0- 1	0- 0	0- 1	CONFERENCE	0- 0	0- 0	0- 0				
0- 0	0- 0	0- 0	HOME	0- 0	0- 0	0- 0				
0- 1	0- 0	0- 1	AWAY	0- 0	0- 0	0- 0				
0- 0	0- 0	0- 0	NEUTRAL	0- 0	0- 0	0- 0				

RPI 1-25				RPI 26-50				Team's RPI: 37	RPI 51-100				RPI 101+			
RPI	S	Opponent	Score	RPI	S	Opponent	Score		RPI	S	Opponent	Score	RPI	S	Opponent	Score
24	A	Virginia	53 59	28	N	Richmond	66 74		58	A	Quinnipiac	81 73	169	A	Liberty	62 58
				32	A	Towson	58 65		73	H	Middle Tenn.	60 46	184	A	American	68 64
													186	H	Md.-East. Shore	61 53
													200	H	Central Conn. St.	71 64
													308	N	Rhode Island	77 42
													326	A	Maine	64 47
LAST 12 Division I GAMES:																
169	A	Liberty	62 58	308	N	Rhode Island	77 42		28	N	Richmond	66 74				
73	H	Middle Tenn.	60 46	24	A	Virginia	53 59		200	H	Central Conn. St.	71 64				
186	H	Md.-East. Shore	61 53	326	A	Maine	64 47		32	A	Towson	58 65				
184	A	American	68 64													
58	A	Quinnipiac	81 73													

Non-Div I Games:

James Madison

Kansas

Average RPI Win: 167

Average RPI Loss: 112

WON-LOST

WINNING

LAST 10

RECORD

PCT. RANK

GAMES

Through Games Of Sunday, January 1, 2012

STRENGTH OF

OPP. STRENGTH

TEAM

ADJ.

CONF.

ADJ CONF.

SCHEDULE

OF SCHEDULE

RPI

RPI

RPI

RPI

DIV. I ONLY	11- 1	10	9- 1	151	108	33	33	1	1
DIV. I NON-CONF.	11- 1	9	11- 1	154	111	31	31	1	1
TOTALS	RPI 1-25	RPI 26-50	W-L RECORDS	RPI 51-100	RPI 101-150	RPI 150+			
11- 1	0- 0	0- 0	OVERALL	2- 0	4- 1	5- 0			
10- 0	0- 0	0- 0	HOME	1- 0	4- 0	5- 0			
1- 1	0- 0	0- 0	AWAY	1- 0	0- 1	0- 0			
0- 0	0- 0	0- 0	NEUTRAL	0- 0	0- 0	0- 0			
11- 1	0- 0	0- 0	NON-CONFERENCE	2- 0	4- 1	5- 0			
10- 0	0- 0	0- 0	HOME	1- 0	4- 0	5- 0			
1- 1	0- 0	0- 0	AWAY	1- 0	0- 1	0- 0			
0- 0	0- 0	0- 0	NEUTRAL	0- 0	0- 0	0- 0			
0- 0	0- 0	0- 0	CONFERENCE	0- 0	0- 0	0- 0			
0- 0	0- 0	0- 0	HOME	0- 0	0- 0	0- 0			
0- 0	0- 0	0- 0	AWAY	0- 0	0- 0	0- 0			
0- 0	0- 0	0- 0	NEUTRAL	0- 0	0- 0	0- 0			

RPI 1-25				RPI 26-50				Team's RPI: 33				RPI 51-100				RPI 101+			
RPI	S	Opponent	Score	RPI	S	Opponent	Score	RPI	S	Opponent	Score	RPI	S	Opponent	Score	RPI	S	Opponent	Score

Non-Div I Games:

Kansas

Loss, Non-Conf, S Site, H Home A Away N Neutral

Average RPI Win:	106	WON-LOST	WINNING	LAST 10	STRENGTH OF	OPP. STRENGTH	TEAM	ADJ.	CONF.	ADJ CONF.
Average RPI Loss:	52	RECORD	PCT. RANK	GAMES	SCHEDULE	OF SCHEDULE	RPI	RPI	RPI	RPI
DIV. I ONLY	9- 3	57	7- 3	29	18	18	18	1	1	
DIV. I NON-CONF.	9- 3	62	9- 3	28	19	19	19	1	1	
TOTALS	RPI 1-25	RPI 26-50	W-L RECORDS	RPI 51-100	RPI 101-150	RPI 150+				
9- 3	0- 1	2- 1	OVERALL	4- 0	1- 1	2- 0				
5- 0	0- 0	1- 0	HOME	3- 0	0- 0	1- 0				
2- 1	0- 0	0- 0	AWAY	1- 0	1- 1	0- 0				
2- 2	0- 1	1- 1	NEUTRAL	0- 0	0- 0	1- 0				
9- 3	0- 1	2- 1	NON-CONFERENCE	4- 0	1- 1	2- 0				
5- 0	0- 0	1- 0	HOME	3- 0	0- 0	1- 0				
2- 1	0- 0	0- 0	AWAY	1- 0	1- 1	0- 0				
2- 2	0- 1	1- 1	NEUTRAL	0- 0	0- 0	1- 0				
0- 0	0- 0	0- 0	CONFERENCE	0- 0	0- 0	0- 0				
0- 0	0- 0	0- 0	HOME	0- 0	0- 0	0- 0				
0- 0	0- 0	0- 0	AWAY	0- 0	0- 0	0- 0				
0- 0	0- 0	0- 0	NEUTRAL	0- 0	0- 0	0- 0				

RPI 1-25				Team's RPI: 18		RPI 26-50				RPI 51-100				RPI 101+			
RPI	S	Opponent	Score	RPI	S	Opponent	Score	RPI	S	Opponent	Score	RPI	S	Opponent	Score		
23	N	Purdue	42 46	30	N	Northwestern	64 45	59	H	Missouri St.	65 63	102	A	South Dakota St.	63 46		
				31	N	Hofstra	54 64	61	A	Marist	57 56	103	A	UNLV	38 44		
				50	H	BYU	59 46	63	H	Iowa	81 78	248	H	Dartmouth	54 20		
								86	H	Wichita St.	60 34	251	N	North Dakota St.	70 47		
LAST 12 Division I GAMES:																	
				61	A	Marist	57 56	103	A	UNLV	38 44						
				23	N	Purdue	42 46	30	N	Northwestern	64 45						
				31	N	Hofstra	54 64	251	N	North Dakota St.	70 47						
				59	H	Missouri St.	65 63	102	A	South Dakota St.	63 46						
				50	H	BYU	59 46	86	H	Wichita St.	60 34						
				248	H	Dartmouth	54 20	63	H	Iowa	81 78						

Non-Div I Games:

Kansas St.

Average RPI Win:	321	WON-LOST	WINNING	LAST 10	STRENGTH OF	OPP. STRENGTH	TEAM	ADJ.	CONF.	ADJ CONF.
Average RPI Loss:	168	RECORD	PCT. RANK	GAMES	SCHEDULE	OF SCHEDULE	RPI	RPI	RPI	RPI
DIV. I ONLY	6- 7	184	4- 6	331	321	271	271	31	31	
DIV. I NON-CONF.	5- 6	188	4- 5	309	318	247	247	31	31	
TOTALS	RPI 1-25	RPI 26-50	W-L RECORDS	RPI 51-100	RPI 101-150	RPI 150+				
6- 7	0- 1	0- 0	OVERALL	0- 2	0- 1	6- 4				
2- 2	0- 0	0- 0	HOME	0- 1	0- 0	2- 2				
4- 5	0- 1	0- 0	AWAY	0- 1	0- 1	4- 2				
0- 0	0- 0	0- 0	NEUTRAL	0- 0	0- 0	0- 0				
5- 6	0- 1	0- 0	NON-CONFERENCE	0- 1	0- 1	5- 3				
2- 2	0- 0	0- 0	HOME	0- 0	0- 0	2- 2				
3- 4	0- 1	0- 0	AWAY	0- 1	0- 1	3- 1				
0- 0	0- 0	0- 0	NEUTRAL	0- 0	0- 0	0- 0				
1- 2	0- 0	0- 0	CONFERENCE	0- 1	0- 0	1- 1				
0- 1	0- 0	0- 0	HOME	0- 1	0- 0	0- 0				
1- 1	0- 0	0- 0	AWAY	0- 0	0- 0	1- 1				
0- 0	0- 0	0- 0	NEUTRAL	0- 0	0- 0	0- 0				

RPI 1-25				RPI 26-50				RPI 51-100				RPI 101+ Team's RPI: 271			
RPI	S	Opponent	Score	RPI	S	Opponent	Score	RPI	S	Opponent	Score	RPI	S	Opponent	Score
15	A	Georgia Tech	51 94					76	A	Chattanooga	39 76	141	A	Georgia St.	59 65
								85	H	Stetson	55 65	182	A	North Carolina	62 76
												221	H	Texas St.	70 72
												290	A	Alabama St.	61 51
												295	A	Gardner-Webb	68 48
												309	H	Wofford	62 66
												315	A	Belmont	55 57
												332	A	Lipscomb	74 55
												335	H	UNC Asheville	83 79
												336	H	Jacksonville St.	81 67
												338	A	Troy	66 57
LAST 12 Division I GAMES:															
85	H	Stetson	55 65	290	A	Alabama St.	61 51								
332	A	Lipscomb	74 55	338	A	Troy	66 57								
315	A	Belmont	55 57	221	H	Texas St.	70 72								
182	A	North Carolina	62 76	335	H	UNC Asheville	83 79								
15	A	Georgia Tech	51 94	141	A	Georgia St.	59 65								
336	H	Jacksonville St.	81 67	76	A	Chattanooga	39 76								

Non-Div I Games:

Kennesaw St.

Average RPI Win:	288	WON-LOST	WINNING	LAST 10	STRENGTH OF	OPP. STRENGTH	TEAM	ADJ.	CONF.	ADJ CONF.
Average RPI Loss:	200	RECORD	PCT. RANK	GAMES	SCHEDULE	OF SCHEDULE	RPI	RPI	RPI	RPI
DIV. I ONLY	1- 9	326	1- 9	275	303	333	333	12	12	
DIV. I NON-CONF.	1- 9	324	1- 9	276	305	333	333	13	13	
TOTALS	RPI 1-25	RPI 26-50	W-L RECORDS	RPI 51-100	RPI 101-150	RPI 150+				
1- 9	0- 0	0- 0	OVERALL	0- 1	0- 1	1- 7				
1- 3	0- 0	0- 0	HOME	0- 1	0- 0	1- 2				
0- 5	0- 0	0- 0	AWAY	0- 0	0- 1	0- 4				
0- 1	0- 0	0- 0	NEUTRAL	0- 0	0- 0	0- 1				
1- 9	0- 0	0- 0	NON-CONFERENCE	0- 1	0- 1	1- 7				
1- 3	0- 0	0- 0	HOME	0- 1	0- 0	1- 2				
0- 5	0- 0	0- 0	AWAY	0- 0	0- 1	0- 4				
0- 1	0- 0	0- 0	NEUTRAL	0- 0	0- 0	0- 1				
0- 0	0- 0	0- 0	CONFERENCE	0- 0	0- 0	0- 0				
0- 0	0- 0	0- 0	HOME	0- 0	0- 0	0- 0				
0- 0	0- 0	0- 0	AWAY	0- 0	0- 0	0- 0				
0- 0	0- 0	0- 0	NEUTRAL	0- 0	0- 0	0- 0				

RPI 1-25				RPI 26-50				RPI 51-100				RPI 101+				Team's RPI: 333	
RPI	S	Opponent	Score	RPI	S	Opponent	Score	RPI	S	Opponent	Score	RPI	S	Opponent	Score		
								62	H	St. Bonaventure	51	60	108	A	Temple	33	68
													171	A	Marshall	55	93
													174	H	Canisius	64	81
													181	A	Robert Morris	44	78
													223	H	Northeastern	65	73
													255	A	Northern Ariz.	56	72
													288	H	Morehead St.	65	64
													301	N	Utah Valley	45	46
													329	A	Bethune-Cookman	49	58
LAST 12 Division I GAMES:																	
				329	A	Bethune-Cookman	49	58		223	H	Northeastern	65	73			
				288	H	Morehead St.	65	64		174	H	Canisius	64	81			
				181	A	Robert Morris	44	78		108	A	Temple	33	68			
				171	A	Marshall	55	93		62	H	St. Bonaventure	51	60			
										255	A	Northern Ariz.	56	72			
										301	N	Utah Valley	45	46			

Non-Div I Games:

Kent St.

Kentucky

Average RPI Win: 173

Average RPI Loss: 41

WON-LOST

WINNING

LAST 10

Through Games Of Sunday, January 1, 2012

STRENGTH OF

OPP. STRENGTH

TEAM

ADJ.

CONF.

ADJ CONF.

RECORD

PCT. RANK

GAMES

SCHEDULE

OF SCHEDULE

RPI

RPI

RPI

RPI

DIV. I ONLY

11- 2

28

7- 2

201

11

51

51

4

4

DIV. I NON-CONF.

10- 2

32

7- 2

246

17

60

60

4

4

TOTALS

RPI 1-25

RPI 26-50

W-L RECORDS

RPI 51-100

RPI 101-150

RPI 150+

11- 2

1- 1

2- 0

OVERALL

0- 1

1- 0

7- 0

9- 0

1- 0

1- 0

HOME

0- 0

1- 0

6- 0

2- 2

0- 1

1- 0

AWAY

0- 1

0- 0

1- 0

0- 0

0- 0

0- 0

NEUTRAL

0- 0

0- 0

0- 0

10- 2

1- 1

1- 0

NON-CONFERENCE

0- 1

1- 0

7- 0

9- 0

1- 0

1- 0

HOME

0- 0

1- 0

6- 0

1- 2

0- 1

0- 0

AWAY

0- 1

0- 0

1- 0

0- 0

0- 0

0- 0

NEUTRAL

0- 0

0- 0

0- 0

1- 0

0- 0

1- 0

CONFERENCE

0- 0

0- 0

0- 0

0- 0

0- 0

0- 0

HOME

0- 0

0- 0

0- 0

1- 0

0- 0

1- 0

AWAY

0- 0

0- 0

0- 0

0- 0

0- 0

0- 0

NEUTRAL

0- 0

0- 0

0- 0

RPI 1-25

RPI 26-50

RPI 51-100

Team's RPI: 51

RPI 101+

RPI	S	Opponent	Score
8	A	Notre Dame	83 92
22	H	Duke	72 65

RPI	S	Opponent	Score
27	H	Louisville	74 54
49	A	Florida	59 56

RPI	S	Opponent	Score
73	A	Middle Tenn.	58 70

RPI	S	Opponent	Score
136	H	Mississippi Val.	90 51
164	H	Sam Houston St.	73 52
172	H	Ark.-Pine Bluff	101 43
218	H	Samford	90 61
223	H	Northeastern	81 47
270	H	Southern Miss.	88 71
288	A	Morehead St.	96 60
336	H	Jacksonville St.	100 25

LAST 12 Division I GAMES:

49	A	Florida	59 56	8	A	Notre Dame	83 92
73	A	Middle Tenn.	58 70	172	H	Ark.-Pine Bluff	101 43
218	H	Samford	90 61	22	H	Duke	72 65
270	H	Southern Miss.	88 71	27	H	Louisville	74 54
223	H	Northeastern	81 47	136	H	Mississippi Val.	90 51
336	H	Jacksonville St.	100 25	164	H	Sam Houston St.	73 52

Non-Div I Games:

Neb. Omaha

81 48

Kentucky

Loss, Non-Conf, S Site, H Home A Away N Neutral

Page 134

Average RPI Win:	140	WON-LOST	WINNING	LAST 10	STRENGTH OF	OPP. STRENGTH	TEAM	ADJ.	CONF.	ADJ CONF.
Average RPI Loss:	29	RECORD	PCT. RANK	GAMES	SCHEDULE	OF SCHEDULE	RPI	RPI	RPI	RPI
DIV. I ONLY	10- 3	46	8- 2	42	41	25	25	4	4	
DIV. I NON-CONF.	9- 3	62	8- 3	60	20	25	25	4	4	
TOTALS	RPI 1-25	RPI 26-50	W-L RECORDS	RPI 51-100	RPI 101-150	RPI 150+				
10- 3	1- 1	0- 2	OVERALL	3- 0	2- 0	4- 0				
6- 1	1- 0	0- 1	HOME	1- 0	2- 0	2- 0				
4- 2	0- 1	0- 1	AWAY	2- 0	0- 0	2- 0				
0- 0	0- 0	0- 0	NEUTRAL	0- 0	0- 0	0- 0				
9- 3	1- 1	0- 2	NON-CONFERENCE	3- 0	2- 0	3- 0				
6- 1	1- 0	0- 1	HOME	1- 0	2- 0	2- 0				
3- 2	0- 1	0- 1	AWAY	2- 0	0- 0	1- 0				
0- 0	0- 0	0- 0	NEUTRAL	0- 0	0- 0	0- 0				
1- 0	0- 0	0- 0	CONFERENCE	0- 0	0- 0	1- 0				
0- 0	0- 0	0- 0	HOME	0- 0	0- 0	0- 0				
1- 0	0- 0	0- 0	AWAY	0- 0	0- 0	1- 0				
0- 0	0- 0	0- 0	NEUTRAL	0- 0	0- 0	0- 0				

RPI	S	Opponent	Score	RPI	S	Opponent	Score	RPI	S	Opponent	Score	RPI	S	Opponent	Score
14	A	Ohio St.	68 77	30	H	Northwestern	43 44	82	A	McNeese St.	64 43	135	H	Grambling	62 47
17	H	Georgetown	51 40	42	A	Tulane	62 65	84	H	UCLA	58 41	138	H	Lamar	77 35
								86	A	Wichita St.	64 56	172	H	Ark.-Pine Bluff	80 28
												187	A	Ole Miss	83 44
												207	A	Louisiana Tech	66 55
												290	H	Alabama St.	67 35
LAST 12 Division I GAMES:															
187	A	Ole Miss	83 44	138	H	Lamar	77 35								
207	A	Louisiana Tech	66 55	82	A	McNeese St.	64 43								
135	H	Grambling	62 47	84	H	UCLA	58 41								
172	H	Ark.-Pine Bluff	80 28	290	H	Alabama St.	67 35								
42	A	Tulane	62 65	14	A	Ohio St.	68 77								
17	H	Georgetown	51 40	30	H	Northwestern	43 44								

Non-Div I Games:

LSU

Average RPI Win:	200	WON-LOST	WINNING	LAST 10	STRENGTH OF	OPP. STRENGTH	TEAM	ADJ.	CONF.	ADJ CONF.
Average RPI Loss:	74	RECORD	PCT. RANK	GAMES	SCHEDULE	OF SCHEDULE	RPI	RPI	RPI	RPI
DIV. I ONLY	5- 9	231	4- 6	46	97	137	137	9	9	
DIV. I NON-CONF.	5- 9	232	5- 7	45	102	137	137	9	9	
TOTALS	RPI 1-25	RPI 26-50	W-L RECORDS	RPI 51-100	RPI 101-150	RPI 150+				
5- 9	0- 2	0- 1	OVERALL	1- 4	0- 1	5- 1				
2- 3	0- 2	0- 0	HOME	1- 0	0- 1	1- 0				
2- 5	0- 0	0- 0	AWAY	0- 4	0- 0	3- 1				
1- 1	0- 0	0- 1	NEUTRAL	0- 0	0- 0	1- 0				
5- 9	0- 2	0- 1	NON-CONFERENCE	1- 4	0- 1	5- 1				
2- 3	0- 2	0- 0	HOME	1- 0	0- 1	1- 0				
3- 5	0- 0	0- 0	AWAY	0- 4	0- 0	3- 1				
1- 1	0- 0	0- 1	NEUTRAL	0- 0	0- 0	1- 0				
0- 0	0- 0	0- 0	CONFERENCE	0- 0	0- 0	0- 0				
0- 0	0- 0	0- 0	HOME	0- 0	0- 0	0- 0				
0- 0	0- 0	0- 0	AWAY	0- 0	0- 0	0- 0				
0- 0	0- 0	0- 0	NEUTRAL	0- 0	0- 0	0- 0				

RPI 1-25				RPI 26-50				RPI 51-100				RPI 101+ Team's RPI: 137			
RPI	S	Opponent	Score	RPI	S	Opponent	Score	RPI	S	Opponent	Score	RPI	S	Opponent	Score
11	H	Rutgers	48 61	49	N	Florida	74 85	72	A	Long Island	53 69	117	H	Fairfield	52 55
16	H	Villanova	51 67					77	A	Drexel	59 72	157	A	Albany (NY)	76 81
								81	A	St. John's (NY)	45 66	191	A	Loyola Chicago	48 45
								83	A	West Virginia	52 63	203	H	Lehigh	63 43
								100	H	Penn	58 47	223	A	Northeastern	75 60
												234	N	Vermont	68 59
												248	A	Dartmouth	60 47
LAST 12 Division I GAMES:															
223	A	Northeastern	75 60	117	H	Fairfield	52 55								
234	N	Vermont	68 59	77	A	Drexel	59 72								
248	A	Dartmouth	60 47	191	A	Loyola Chicago	48 45								
49	N	Florida	74 85	16	H	Villanova	51 67								
100	H	Penn	58 47	83	A	West Virginia	52 63								
11	H	Rutgers	48 61	72	A	Long Island	53 69								

Non-Div I Games:

La Salle

La.-Lafayette

Through Games Of Sunday, January 1, 2012

Average RPI Win:	308	WON-LOST	WINNING	LAST 10	STRENGTH OF	OPP. STRENGTH	TEAM	ADJ.	CONF.	ADJ CONF.
Average RPI Loss:	146	RECORD	PCT. RANK	GAMES	SCHEDULE	OF SCHEDULE	RPI	RPI	RPI	RPI
DIV. I ONLY	5- 7	209	5- 5	316	212	274	274	22	22	
DIV. I NON-CONF.	5- 6	188	5- 6	319	207	281	281	20	20	
TOTALS	RPI 1-25	RPI 26-50	W-L RECORDS	RPI 51-100	RPI 101-150	RPI 150+				
5- 7	0- 0	0- 1	OVERALL	0- 2	0- 1	5- 3				
2- 3	0- 0	0- 1	HOME	0- 0	0- 0	2- 2				
3- 4	0- 0	0- 0	AWAY	0- 2	0- 1	3- 1				
0- 0	0- 0	0- 0	NEUTRAL	0- 0	0- 0	0- 0				
5- 6	0- 0	0- 1	NON-CONFERENCE	0- 2	0- 1	5- 2				
2- 2	0- 0	0- 1	HOME	0- 0	0- 0	2- 1				
3- 4	0- 0	0- 0	AWAY	0- 2	0- 1	3- 1				
0- 0	0- 0	0- 0	NEUTRAL	0- 0	0- 0	0- 0				
0- 1	0- 0	0- 0	CONFERENCE	0- 0	0- 0	0- 1				
0- 1	0- 0	0- 0	HOME	0- 0	0- 0	0- 1				
0- 0	0- 0	0- 0	AWAY	0- 0	0- 0	0- 0				
0- 0	0- 0	0- 0	NEUTRAL	0- 0	0- 0	0- 0				

RPI 1-25				RPI 26-50				RPI 51-100				RPI 101+				Team's RPI: 274
RPI	S	Opponent	Score	RPI	S	Opponent	Score	RPI	S	Opponent	Score	RPI	S	Opponent	Score	
				42	H	Tulane	40 75	82	A	McNeese St.	59 80	109	A	Mississippi St.	38 72	
								92	A	San Diego	44 103	214	H	Fla. Atlantic	52 66	
												236	A	Savannah St.	36 41	
												249	H	Nicholls St.	64 72	
												276	A	UC Riverside	59 56	
												289	H	Southern U.	60 49	
												322	A	Southeastern La.	69 57	
												322	H	Southeastern La.	63 54	
												329	A	Bethune-Cookman	72 67	
LAST 12 Division I GAMES:																
				214	H	Fla. Atlantic	52 66					329	A	Bethune-Cookman	72 67	
				42	H	Tulane	40 75					236	A	Savannah St.	36 41	
				109	A	Mississippi St.	38 72					322	H	Southeastern La.	63 54	
				276	A	UC Riverside	59 56					289	H	Southern U.	60 49	
				82	A	McNeese St.	59 80					322	A	Southeastern La.	69 57	
				249	H	Nicholls St.	64 72					92	A	San Diego	44 103	

Non-Div I Games: LSU-Shreveport 50 63

La.-Lafayette

Loss, Non-Conf, S Site, H Home A Away N Neutral

Average RPI Win:	266	WON-LOST	WINNING	LAST 10	STRENGTH OF	OPP. STRENGTH	TEAM	ADJ.	CONF.	ADJ CONF.
Average RPI Loss:	126	RECORD	PCT. RANK	GAMES	SCHEDULE	OF SCHEDULE	RPI	RPI	RPI	RPI
DIV. I ONLY	4- 11	271	4- 6	147	230	256	256	22	22	
DIV. I NON-CONF.	2- 11	309	2- 8	106	247	239	239	20	20	
TOTALS	RPI 1-25	RPI 26-50	W-L RECORDS	RPI 51-100	RPI 101-150	RPI 150+				
4- 11	0- 1	0- 2	OVERALL	0- 2	0- 3	4- 3				
3- 3	0- 0	0- 0	HOME	0- 1	0- 0	3- 2				
1- 6	0- 1	0- 2	AWAY	0- 0	0- 2	1- 1				
0- 2	0- 0	0- 0	NEUTRAL	0- 1	0- 1	0- 0				
2- 11	0- 1	0- 2	NON-CONFERENCE	0- 2	0- 3	2- 3				
1- 3	0- 0	0- 0	HOME	0- 1	0- 0	1- 2				
1- 6	0- 1	0- 2	AWAY	0- 0	0- 2	1- 1				
0- 2	0- 0	0- 0	NEUTRAL	0- 1	0- 1	0- 0				
2- 0	0- 0	0- 0	CONFERENCE	0- 0	0- 0	2- 0				
2- 0	0- 0	0- 0	HOME	0- 0	0- 0	2- 0				
0- 0	0- 0	0- 0	AWAY	0- 0	0- 0	0- 0				
0- 0	0- 0	0- 0	NEUTRAL	0- 0	0- 0	0- 0				

RPI 1-25				RPI 26-50				RPI 51-100				RPI 101+ Team's RPI: 256			
RPI	S	Opponent	Score	RPI	S	Opponent	Score	RPI	S	Opponent	Score	RPI	S	Opponent	Score
20	A	Miami (FL)	39 103	42	A	Tulane	45 62	75	N	Central Ark.	55 73	122	N	UMKC	70 76
				47	A	Texas Tech	54 94	82	H	McNeese St.	60 68	135	A	Grambling	71 75
												138	A	Lamar	68 70
												152	H	Stephen F. Austin	58 68
												201	H	Western Ky.	53 49
												249	H	Nicholls St.	78 68
												270	A	Southern Miss.	74 77
												280	H	Arkansas St.	83 57
												302	H	Tennessee Tech	64 68
												334	A	Northwestern St.	84 68
LAST 12 Division I GAMES:															
280	H	Arkansas St.	83 57	302	H	Tennessee Tech	64 68								
201	H	Western Ky.	53 49	20	A	Miami (FL)	39 103								
334	A	Northwestern St.	84 68	270	A	Southern Miss.	74 77								
122	N	UMKC	70 76	249	H	Nicholls St.	78 68								
75	N	Central Ark.	55 73	82	H	McNeese St.	60 68								
135	A	Grambling	71 75	47	A	Texas Tech	54 94								

Non-Div I Games:

La.-Monroe

■ Loss,
■ Non-Conf, S Site,
■ Home
■ Away
N Neutral

Lafayette

Through Games Of Sunday, January 1, 2012

Average RPI Win:	299	WON-LOST	WINNING	LAST 10	STRENGTH OF	OPP. STRENGTH	TEAM	ADJ.	CONF.	ADJ CONF.
Average RPI Loss:	107	RECORD	PCT. RANK	GAMES	SCHEDULE	OF SCHEDULE	RPI	RPI	RPI	RPI
DIV. I ONLY	5- 9	231	4- 6	155	241	209	209	29	29	
DIV. I NON-CONF.	5- 9	232	5- 7	158	238	211	211	29	29	
TOTALS	RPI 1-25	RPI 26-50	W-L RECORDS	RPI 51-100	RPI 101-150	RPI 150+				
5- 9	0- 2	0- 0	OVERALL	0- 3	0- 2	5- 2				
2- 2	0- 1	0- 0	HOME	0- 1	0- 0	2- 0				
2- 6	0- 1	0- 0	AWAY	0- 2	0- 2	2- 1				
1- 1	0- 0	0- 0	NEUTRAL	0- 0	0- 0	1- 1				
5- 9	0- 2	0- 0	NON-CONFERENCE	0- 3	0- 2	5- 2				
2- 2	0- 1	0- 0	HOME	0- 1	0- 0	2- 0				
2- 6	0- 1	0- 0	AWAY	0- 2	0- 2	2- 1				
1- 1	0- 0	0- 0	NEUTRAL	0- 0	0- 0	1- 1				
0- 0	0- 0	0- 0	CONFERENCE	0- 0	0- 0	0- 0				
0- 0	0- 0	0- 0	HOME	0- 0	0- 0	0- 0				
0- 0	0- 0	0- 0	AWAY	0- 0	0- 0	0- 0				
0- 0	0- 0	0- 0	NEUTRAL	0- 0	0- 0	0- 0				

RPI 1-25				RPI 26-50				RPI 51-100				RPI 101+ Team's RPI: 209			
RPI	S	Opponent	Score	RPI	S	Opponent	Score	RPI	S	Opponent	Score	RPI	S	Opponent	Score
6	A	Maryland	36 84					54	H	Saint Joseph's	57 65	115	A	Rider	56 64
12	H	Princeton	47 87					99	A	Syracuse	54 74	127	A	Pittsburgh	69 74
								100	A	Penn	39 49	217	A	Bryant	48 56
												225	H	Manhattan	48 43
												237	N	Monmouth	54 58
												265	N	East Carolina	64 57
												324	H	Wagner	66 55
												339	A	Saint Peter's	59 50
												341	A	St. Francis (NY)	46 33
LAST 12 Division I GAMES:															
127	A	Pittsburgh	69 74	341	A	St. Francis (NY)	46 33								
265	N	East Carolina	64 57	217	A	Bryant	48 56								
6	A	Maryland	36 84	54	H	Saint Joseph's	57 65								
324	H	Wagner	66 55	225	H	Manhattan	48 43								
339	A	Saint Peter's	59 50	100	A	Penn	39 49								
99	A	Syracuse	54 74	237	N	Monmouth	54 58								

Non-Div I Games:

Lafayette

Loss, Non-Conf, S Site, H Home A Away N Neutral

Average RPI Win:	261	WON-LOST	WINNING	LAST 10	STRENGTH OF	OPP. STRENGTH	TEAM	ADJ.	CONF.	ADJ CONF.
Average RPI Loss:	104	RECORD	PCT. RANK	GAMES	SCHEDULE	OF SCHEDULE	RPI	RPI	RPI	RPI
DIV. I ONLY	5- 6	194	4- 5	144	171	138	138	25	25	
DIV. I NON-CONF.	5- 6	188	6- 5	148	171	138	138	26	26	
TOTALS	RPI 1-25	RPI 26-50	W-L RECORDS	RPI 51-100	RPI 101-150	RPI 150+				
5- 6	0- 2	0- 1	OVERALL	0- 0	0- 2	6- 1				
2- 0	0- 0	0- 0	HOME	0- 0	0- 0	3- 0				
2- 5	0- 2	0- 1	AWAY	0- 0	0- 2	2- 0				
1- 1	0- 0	0- 0	NEUTRAL	0- 0	0- 0	1- 1				
5- 6	0- 2	0- 1	NON-CONFERENCE	0- 0	0- 2	6- 1				
3- 0	0- 0	0- 0	HOME	0- 0	0- 0	3- 0				
2- 5	0- 2	0- 1	AWAY	0- 0	0- 2	2- 0				
1- 1	0- 0	0- 0	NEUTRAL	0- 0	0- 0	1- 1				
0- 0	0- 0	0- 0	CONFERENCE	0- 0	0- 0	0- 0				
0- 0	0- 0	0- 0	HOME	0- 0	0- 0	0- 0				
0- 0	0- 0	0- 0	AWAY	0- 0	0- 0	0- 0				
0- 0	0- 0	0- 0	NEUTRAL	0- 0	0- 0	0- 0				

RPI 1-25				RPI 26-50				RPI 51-100				RPI 101+ Team's RPI: 138			
RPI	S	Opponent	Score	RPI	S	Opponent	Score	RPI	S	Opponent	Score	RPI	S	Opponent	Score
7	A	Texas A&M	58 83	33	A	Kansas	40 90					116	A	UTEP	52 81
25	A	LSU	35 77									142	A	TCU	59 73
												187	H	Ole Miss	67 58
												214	N	Fla. Atlantic	66 61
												256	H	La.-Monroe	70 68
												281	H	Rice	61 54
												289	A	Southern U.	70 62
												299	N	IUPUI	34 61
												340	A	Houston Baptist	73 40
LAST 12 Division I GAMES:															
281	H	Rice	61 54	142	A	TCU	59 73								
340	A	Houston Baptist	73 40	116	A	UTEP	52 81								
25	A	LSU	35 77	299	N	IUPUI	34 61								
256	H	La.-Monroe	70 68	214	N	Fla. Atlantic	66 61								
187	H	Ole Miss	67 58	33	A	Kansas	40 90								
7	A	Texas A&M	58 83	289	A	Southern U.	70 62								

Non-Div I Games: Centenary (LA) 73 44 Our Lady Of The Lak82 62

Lamar

Average RPI Win:	271	WON-LOST	WINNING	LAST 10	STRENGTH OF	OPP. STRENGTH	TEAM	ADJ.	CONF.	ADJ CONF.
Average RPI Loss:	87	RECORD	PCT. RANK	GAMES	SCHEDULE	OF SCHEDULE	RPI	RPI	RPI	RPI
DIV. I ONLY	7- 7	164	6- 4	227	179	203	203	29	29	
DIV. I NON-CONF.	7- 7	158	7- 5	229	176	206	206	29	29	
TOTALS	RPI 1-25	RPI 26-50	W-L RECORDS	RPI 51-100	RPI 101-150	RPI 150+				
7- 7	0- 2	0- 1	OVERALL	0- 1	0- 2	7- 1				
5- 2	0- 1	0- 1	HOME	0- 0	0- 0	5- 0				
2- 4	0- 1	0- 0	AWAY	0- 1	0- 2	2- 0				
0- 1	0- 0	0- 0	NEUTRAL	0- 0	0- 0	0- 1				
7- 7	0- 2	0- 1	NON-CONFERENCE	0- 1	0- 2	7- 1				
5- 2	0- 1	0- 1	HOME	0- 0	0- 0	5- 0				
2- 4	0- 1	0- 0	AWAY	0- 1	0- 2	2- 0				
0- 1	0- 0	0- 0	NEUTRAL	0- 0	0- 0	0- 1				
0- 0	0- 0	0- 0	CONFERENCE	0- 0	0- 0	0- 0				
0- 0	0- 0	0- 0	HOME	0- 0	0- 0	0- 0				
0- 0	0- 0	0- 0	AWAY	0- 0	0- 0	0- 0				
0- 0	0- 0	0- 0	NEUTRAL	0- 0	0- 0	0- 0				

RPI 1-25				RPI 26-50				RPI 51-100				RPI 101+ Team's RPI: 203			
RPI	S	Opponent	Score	RPI	S	Opponent	Score	RPI	S	Opponent	Score	RPI	S	Opponent	Score
11	A	Rutgers	40 68	28	H	Richmond	49 71	54	A	Saint Joseph's	48 66	123	A	Sacred Heart	51 68
16	H	Villanova	54 62									137	A	La Salle	43 63
												153	H	Loyola Maryland	70 60
												181	H	Robert Morris	68 54
												237	N	Monmouth	73 75
												269	A	Valparaiso	41 39
												308	H	Rhode Island	67 56
												324	A	Wagner	63 44
												325	H	NJIT	61 37
												339	H	Saint Peter's	64 48
LAST 12 Division I GAMES:															
28	H	Richmond	49 71	325	H	NJIT	61 37								
308	H	Rhode Island	67 56	153	H	Loyola Maryland	70 60								
181	H	Robert Morris	68 54	269	A	Valparaiso	41 39								
11	A	Rutgers	40 68	16	H	Villanova	54 62								
339	H	Saint Peter's	64 48	324	A	Wagner	63 44								
123	A	Sacred Heart	51 68	237	N	Monmouth	73 75								

Non-Div I Games:

Lehigh

 Loss,
 Non-Conf,
S Site,
 Home
 Away
N Neutral

Liberty

Average RPI Win: **286**
Average RPI Loss: **90**

WON-LOST
RECORD

WINNING
PCT. RANK

LAST 10
GAMES

Through Games Of Sunday, January 1, 2012

STRENGTH OF
SCHEDULE

OPP. STRENGTH
OF SCHEDULE

TEAM
RPI

ADJ.
RPI

CONF.
RPI

ADJ CONF.
RPI

DIV. I ONLY	3- 6	240	2- 5	92	166	169	169	28	28
DIV. I NON-CONF.	2- 6	270	2- 6	82	129	152	152	28	28
TOTALS	RPI 1-25	RPI 26-50	W-L RECORDS	RPI 51-100	RPI 101-150	RPI 150+			
3- 6	0- 1	0- 3	OVERALL	0- 0	0- 1	3- 1			
0- 2	0- 0	0- 1	HOME	0- 0	0- 1	0- 0			
2- 3	0- 1	0- 1	AWAY	0- 0	0- 0	2- 1			
1- 1	0- 0	0- 1	NEUTRAL	0- 0	0- 0	1- 0			
2- 6	0- 1	0- 3	NON-CONFERENCE	0- 0	0- 1	2- 1			
0- 2	0- 0	0- 1	HOME	0- 0	0- 1	0- 0			
1- 3	0- 1	0- 1	AWAY	0- 0	0- 0	1- 1			
1- 1	0- 0	0- 1	NEUTRAL	0- 0	0- 0	1- 0			
1- 0	0- 0	0- 0	CONFERENCE	0- 0	0- 0	1- 0			
0- 0	0- 0	0- 0	HOME	0- 0	0- 0	0- 0			
1- 0	0- 0	0- 0	AWAY	0- 0	0- 0	1- 0			
0- 0	0- 0	0- 0	NEUTRAL	0- 0	0- 0	0- 0			

RPI 1-25				RPI 26-50				RPI 51-100				RPI 101+				Team's RPI: 169	
RPI	S	Opponent	Score	RPI	S	Opponent	Score	RPI	S	Opponent	Score	RPI	S	Opponent	Score		
24	A	Virginia	38 64	28	A	Richmond	54 66					126	H	VCU	47 52		
				37	H	James Madison	58 62					260	A	UNC Greensboro	61 46		
				48	N	Oklahoma	45 76					266	A	Radford	76 68		
												279	A	N.C. A&T	74 81		
												332	N	Lipscomb	70 27		
LAST 12 Division I GAMES:																	
				266	A	Radford	76 68	37	H	James Madison	58 62						
				28	A	Richmond	54 66	332	N	Lipscomb	70 27						
				24	A	Virginia	38 64	48	N	Oklahoma	45 76						
								279	A	N.C. A&T	74 81						
								126	H	VCU	47 52						
								260	A	UNC Greensboro	61 46						

Non-Div I Games: Virginia-Wise 82 39 Virginia Union 82 37 Glenville St. 116 65

Liberty

Loss, Non-Conf, S Site, H Home A Away N Neutral

Average RPI Win:	300	WON-LOST	WINNING	LAST 10	STRENGTH OF	OPP. STRENGTH	TEAM	ADJ.	CONF.	ADJ CONF.
Average RPI Loss:	230	RECORD	PCT. RANK	GAMES	SCHEDULE	OF SCHEDULE	RPI	RPI	RPI	RPI
DIV. I ONLY	3- 10	283	3- 7	328	326	332	332	31	31	
DIV. I NON-CONF.	2- 9	294	2- 7	325	314	330	330	31	31	
TOTALS	RPI 1-25	RPI 26-50	W-L RECORDS	RPI 51-100	RPI 101-150	RPI 150+				
3- 10	0- 0	0- 0	OVERALL	0- 1	0- 0	3- 10				
2- 4	0- 0	0- 0	HOME	0- 0	0- 0	2- 4				
1- 5	0- 0	0- 0	AWAY	0- 1	0- 0	1- 5				
0- 1	0- 0	0- 0	NEUTRAL	0- 0	0- 0	0- 1				
2- 9	0- 0	0- 0	NON-CONFERENCE	0- 1	0- 0	2- 8				
1- 3	0- 0	0- 0	HOME	0- 0	0- 0	1- 3				
1- 5	0- 0	0- 0	AWAY	0- 1	0- 0	1- 4				
0- 1	0- 0	0- 0	NEUTRAL	0- 0	0- 0	0- 1				
1- 2	0- 0	0- 0	CONFERENCE	0- 0	0- 0	1- 2				
1- 1	0- 0	0- 0	HOME	0- 0	0- 0	1- 1				
0- 1	0- 0	0- 0	AWAY	0- 0	0- 0	0- 1				
0- 0	0- 0	0- 0	NEUTRAL	0- 0	0- 0	0- 0				

RPI 1-25				RPI 26-50				RPI 51-100				RPI 101+				Team's RPI: 332	
RPI	S	Opponent	Score	RPI	S	Opponent	Score	RPI	S	Opponent	Score	RPI	S	Opponent	Score		
								52	A	Vanderbilt	39	81	168	A	Alabama A&M	54	72
												169	N	Liberty	27	70	
												182	A	North Carolina	53	95	
												187	H	Ole Miss	57	72	
												271	H	Kennesaw St.	55	74	
												273	H	Air Force	59	68	
												286	A	Tennessee St.	54	80	
												292	H	Austin Peay	58	61	
												295	H	Gardner-Webb	76	65	
												302	A	Tennessee Tech	66	61	
												304	H	Mercer	80	70	
												313	A	Jacksonville	75	81	
												336	A	Jacksonville St.	72	81	
LAST 12 Division I GAMES:																	
313	A	Jacksonville	75	81	304	H	Mercer	80	70								
295	H	Gardner-Webb	76	65	169	N	Liberty	27	70								
187	H	Ole Miss	57	72	52	A	Vanderbilt	39	81								
182	A	North Carolina	53	95	336	A	Jacksonville St.	72	81								
302	A	Tennessee Tech	66	61	168	A	Alabama A&M	54	72								
271	H	Kennesaw St.	55	74	286	A	Tennessee St.	54	80								

Non-Div I Games:

Lipscomb

■ Loss,
 ■ Non-Conf,
 ■ S Site,
 ■ H Home
 ■ A Away
 N Neutral

Average RPI Win:	293	WON-LOST	WINNING	LAST 10	STRENGTH OF	OPP. STRENGTH	TEAM	ADJ.	CONF.	ADJ CONF.
Average RPI Loss:	150	RECORD	PCT. RANK	GAMES	SCHEDULE	OF SCHEDULE	RPI	RPI	RPI	RPI
DIV. I ONLY	7- 8	180	5- 5	292	248	247	247	17	17	
DIV. I NON-CONF.	5- 8	219	4- 6	261	243	227	227	12	12	
TOTALS	RPI 1-25	RPI 26-50	W-L RECORDS	RPI 51-100	RPI 101-150	RPI 150+				
7- 8	0- 0	0- 1	OVERALL	0- 2	0- 1	7- 4				
6- 1	0- 0	0- 0	HOME	0- 1	0- 0	6- 0				
1- 7	0- 0	0- 1	AWAY	0- 1	0- 1	1- 4				
0- 0	0- 0	0- 0	NEUTRAL	0- 0	0- 0	0- 0				
5- 8	0- 0	0- 1	NON-CONFERENCE	0- 2	0- 1	5- 4				
4- 1	0- 0	0- 0	HOME	0- 1	0- 0	4- 0				
1- 7	0- 0	0- 1	AWAY	0- 1	0- 1	1- 4				
0- 0	0- 0	0- 0	NEUTRAL	0- 0	0- 0	0- 0				
2- 0	0- 0	0- 0	CONFERENCE	0- 0	0- 0	2- 0				
2- 0	0- 0	0- 0	HOME	0- 0	0- 0	2- 0				
0- 0	0- 0	0- 0	AWAY	0- 0	0- 0	0- 0				
0- 0	0- 0	0- 0	NEUTRAL	0- 0	0- 0	0- 0				

RPI S	Opponent	Score	RPI S	Opponent	Score	RPI S	Opponent	Score	RPI S	Opponent	Score	Team's RPI: 247
38	A Arizona	42 66	86	H Wichita St.	64 73	129	A Washington	46 80	176	A Seattle	49 78	
			99	A Syracuse	42 81	192	A Santa Clara	63 73	205	A Iona	73 78	
						248	H Dartmouth	66 52	276	H UC Riverside	70 59	
						277	A Sacramento St.	67 74	278	H Nevada	61 58	
						298	H UC Irvine	63 51	301	H Utah Valley	75 43	
						321	H Western Mich.	76 56	327	A Columbia	70 61	
LAST 12 Division I GAMES:												
298	H UC Irvine	63 51	278	H Nevada	61 58							
276	H UC Riverside	70 59	129	A Washington	46 80							
86	H Wichita St.	64 73	176	A Seattle	49 78							
321	H Western Mich.	76 56	205	A Iona	73 78							
248	H Dartmouth	66 52	327	A Columbia	70 61							
38	A Arizona	42 66	192	A Santa Clara	63 73							

Non-Div I Games:

Long Beach St.

Long Island

Through Games Of Sunday, January 1, 2012

Average RPI Win:	197	WON-LOST	WINNING	LAST 10	STRENGTH OF	OPP. STRENGTH	TEAM	ADJ.	CONF.	ADJ CONF.
Average RPI Loss:	107	RECORD	PCT. RANK	GAMES	SCHEDULE	OF SCHEDULE	RPI	RPI	RPI	RPI
DIV. I ONLY	12- 2	17	9- 1	278	102	72	72	20	20	
DIV. I NON-CONF.	11- 1	9	10- 0	251	79	61	61	21	21	
TOTALS	RPI 1-25	RPI 26-50	W-L RECORDS	RPI 51-100	RPI 101-150	RPI 150+				
12- 2	0- 0	0- 1	OVERALL	3- 0	2- 0	7- 1				
7- 0	0- 0	0- 0	HOME	1- 0	2- 0	4- 0				
4- 2	0- 0	0- 1	AWAY	1- 0	0- 0	3- 1				
1- 0	0- 0	0- 0	NEUTRAL	1- 0	0- 0	0- 0				
11- 1	0- 0	0- 1	NON-CONFERENCE	3- 0	2- 0	6- 0				
6- 0	0- 0	0- 0	HOME	1- 0	2- 0	3- 0				
4- 1	0- 0	0- 1	AWAY	1- 0	0- 0	3- 0				
1- 0	0- 0	0- 0	NEUTRAL	1- 0	0- 0	0- 0				
1- 1	0- 0	0- 0	CONFERENCE	0- 0	0- 0	1- 1				
1- 0	0- 0	0- 0	HOME	0- 0	0- 0	1- 0				
0- 1	0- 0	0- 0	AWAY	0- 0	0- 0	0- 1				
0- 0	0- 0	0- 0	NEUTRAL	0- 0	0- 0	0- 0				

RPI 1-25				RPI 26-50				RPI 51-100				Team's RPI: 72	RPI 101+			
RPI	S	Opponent	Score	RPI	S	Opponent	Score	RPI	S	Opponent	Score		RPI	S	Opponent	Score
				46	A	Hartford	45 54	68	N	Oklahoma St.	64 63		137	H	La Salle	69 53
								77	A	Drexel	60 52		145	H	William & Mary	78 69
								97	H	Charlotte	81 72		157	H	Albany (NY)	64 52
													167	A	Mt. St. Mary's	43 44
													222	H	Cal Poly	69 61
													235	A	Stony Brook	66 59
													278	A	Nevada	67 51
													302	A	Tennessee Tech	62 60
													324	H	Wagner	72 41
													327	H	Columbia	58 50
LAST 12 Division I GAMES:																
				68	N	Oklahoma St.	64 63	324	H	Wagner	72 41					
				278	A	Nevada	67 51	167	A	Mt. St. Mary's	43 44					
				145	H	William & Mary	78 69	157	H	Albany (NY)	64 52					
				222	H	Cal Poly	69 61	137	H	La Salle	69 53					
				327	H	Columbia	58 50	97	H	Charlotte	81 72					
				235	A	Stony Brook	66 59	302	A	Tennessee Tech	62 60					

Non-Div I Games:

Long Island

■ Loss,
 ■ Non-Conf,
 ■ S Site,
 ■ H Home
 ■ A Away
 N Neutral

Average RPI Win:	292	WON-LOST	WINNING	LAST 10	STRENGTH OF	OPP. STRENGTH	TEAM	ADJ.	CONF.	ADJ CONF.
Average RPI Loss:	133	RECORD	PCT. RANK	GAMES	SCHEDULE	OF SCHEDULE	RPI	RPI	RPI	RPI
DIV. I ONLY	2- 13	320	1- 9	48	288	254	254	24	24	
DIV. I NON-CONF.	2- 13	314	1- 11	48	291	258	258	25	25	
TOTALS	RPI 1-25	RPI 26-50	W-L RECORDS	RPI 51-100	RPI 101-150	RPI 150+				
2- 13	0- 3	0- 0	OVERALL	0- 2	0- 3	2- 6				
2- 1	0- 0	0- 0	HOME	0- 0	0- 1	2- 1				
0- 10	0- 3	0- 0	AWAY	0- 1	0- 2	0- 4				
0- 2	0- 0	0- 0	NEUTRAL	0- 1	0- 0	0- 1				
2- 13	0- 3	0- 0	NON-CONFERENCE	0- 2	0- 3	2- 6				
2- 2	0- 0	0- 0	HOME	0- 0	0- 1	2- 1				
0- 10	0- 3	0- 0	AWAY	0- 1	0- 2	0- 4				
0- 2	0- 0	0- 0	NEUTRAL	0- 1	0- 0	0- 1				
0- 0	0- 0	0- 0	CONFERENCE	0- 0	0- 0	0- 0				
0- 0	0- 0	0- 0	HOME	0- 0	0- 0	0- 0				
0- 0	0- 0	0- 0	AWAY	0- 0	0- 0	0- 0				
0- 0	0- 0	0- 0	NEUTRAL	0- 0	0- 0	0- 0				

RPI 1-25				RPI 26-50				RPI 51-100				RPI 101+ Team's RPI: 254			
RPI	S	Opponent	Score	RPI	S	Opponent	Score	RPI	S	Opponent	Score	RPI	S	Opponent	Score
8	A	Notre Dame	26 92					90	A	Cincinnati	54 70	101	A	Appalachian St.	54 64
17	A	Georgetown	45 56					91	N	Central Mich.	59 70	130	H	Coppin St.	51 73
20	A	Miami (FL)	43 92									145	A	William & Mary	43 76
												156	A	High Point	51 73
												171	A	Marshall	48 62
												195	H	George Mason	58 80
												196	A	Wright St.	44 77
												227	A	Campbell	33 48
												266	H	Radford	73 59
												317	H	Cornell	68 61
												319	N	Southeast Mo. St.	52 56
LAST 12 Division I GAMES:															
130	H	Coppin St.	51 73	196	A	Wright St.	44 77								
101	A	Appalachian St.	54 64	171	A	Marshall	48 62								
8	A	Notre Dame	26 92	266	H	Radford	73 59								
90	A	Cincinnati	54 70	145	A	William & Mary	43 76								
319	N	Southeast Mo. St.	52 56	20	A	Miami (FL)	43 92								
91	N	Central Mich.	59 70	227	A	Campbell	33 48								

Non-Div I Games:

Longwood

■ Loss,
 ■ Non-Conf, S Site,
 ■ Home
 ■ Away
 N Neutral

Average RPI Win:	241	WON-LOST	WINNING	LAST 10	STRENGTH OF	OPP. STRENGTH	TEAM	ADJ.	CONF.	ADJ CONF.
Average RPI Loss:	99	RECORD	PCT. RANK	GAMES	SCHEDULE	OF SCHEDULE	RPI	RPI	RPI	RPI
DIV. I ONLY	7- 8	180	5- 5	205	135	207	207	26	26	
DIV. I NON-CONF.	7- 8	179	6- 6	211	132	209	209	27	27	
TOTALS	RPI 1-25	RPI 26-50	W-L RECORDS	RPI 51-100	RPI 101-150	RPI 150+				
7- 8	0- 1	0- 1	OVERALL	0- 1	1- 4	6- 1				
3- 3	0- 1	0- 1	HOME	0- 1	1- 0	2- 0				
2- 2	0- 0	0- 0	AWAY	0- 0	0- 1	2- 1				
2- 3	0- 0	0- 0	NEUTRAL	0- 0	0- 3	2- 0				
7- 8	0- 1	0- 1	NON-CONFERENCE	0- 1	1- 4	6- 1				
3- 3	0- 1	0- 1	HOME	0- 1	1- 0	2- 0				
2- 2	0- 0	0- 0	AWAY	0- 0	0- 1	2- 1				
2- 3	0- 0	0- 0	NEUTRAL	0- 0	0- 3	2- 0				
0- 0	0- 0	0- 0	CONFERENCE	0- 0	0- 0	0- 0				
0- 0	0- 0	0- 0	HOME	0- 0	0- 0	0- 0				
0- 0	0- 0	0- 0	AWAY	0- 0	0- 0	0- 0				
0- 0	0- 0	0- 0	NEUTRAL	0- 0	0- 0	0- 0				

RPI 1-25				RPI 26-50				RPI 51-100				RPI 101+ Team's RPI: 207			
RPI	S	Opponent	Score	RPI	S	Opponent	Score	RPI	S	Opponent	Score	RPI	S	Opponent	Score
25	H	LSU	55 66	42	H	Tulane	52 61	59	H	Missouri St.	65 78	107	N	Seton Hall	69 72
												109	H	Mississippi St.	63 62
												112	N	Alabama	59 67
												119	A	Oral Roberts	71 92
												125	N	Memphis	67 86
												180	H	UALR	64 48
												201	A	Western Ky.	54 69
												229	N	Old Dominion	84 71
												268	N	Prairie View	89 83
												280	A	Arkansas St.	69 59
												302	H	Tennessee Tech	82 64
												318	A	Houston	79 53
LAST 12 Division I GAMES:															
25	H	LSU	55 66	318	A	Houston	79 53								
302	H	Tennessee Tech	82 64	201	A	Western Ky.	54 69								
268	N	Prairie View	89 83	42	H	Tulane	52 61								
125	N	Memphis	67 86	112	N	Alabama	59 67								
280	A	Arkansas St.	69 59	229	N	Old Dominion	84 71								
109	H	Mississippi St.	63 62	107	N	Seton Hall	69 72								

Non-Div I Games:

Louisiana Tech

■ Loss,
■ Non-Conf,
■ S Site,
■ H Home
■ A Away
N Neutral

Average RPI Win: 170		WON-LOST	WINNING	LAST 10	STRENGTH OF		OPP. STRENGTH	TEAM	ADJ.	CONF.	ADJ CONF.
Average RPI Loss: 29		RECORD	PCT. RANK	GAMES	SCHEDULE		OF SCHEDULE	RPI	RPI	RPI	RPI
DIV. I ONLY		12- 2	17	9- 1	104		71	27	27	2	2
DIV. I NON-CONF.		11- 2	24	10- 1	136		62	27	27	2	2
TOTALS		RPI 1-25	RPI 26-50		W-L RECORDS		RPI 51-100	RPI 101-150	RPI 150+		
12- 2	0- 1	2- 0		OVERALL		2- 1	2- 0	6- 0			
5- 0	0- 0	0- 0		HOME		0- 0	1- 0	4- 0			
7- 2	0- 1	2- 0		AWAY		2- 1	1- 0	2- 0			
0- 0	0- 0	0- 0		NEUTRAL		0- 0	0- 0	0- 0			
11- 2	0- 1	2- 0		NON-CONFERENCE		1- 1	2- 0	6- 0			
5- 0	0- 0	0- 0		HOME		0- 0	1- 0	4- 0			
6- 2	0- 1	2- 0		AWAY		1- 1	1- 0	2- 0			
0- 0	0- 0	0- 0		NEUTRAL		0- 0	0- 0	0- 0			
1- 0	0- 0	0- 0		CONFERENCE		1- 0	0- 0	0- 0			
0- 0	0- 0	0- 0		HOME		0- 0	0- 0	0- 0			
1- 0	0- 0	0- 0		AWAY		1- 0	0- 0	0- 0			
0- 0	0- 0	0- 0		NEUTRAL		0- 0	0- 0	0- 0			

RPI 1-25				Team's RPI: 27		RPI 51-100				RPI 101+					
RPI	S	Opponent	Score	RPI	S	Opponent	Score	RPI	S	Opponent	Score	RPI	S	Opponent	Score
7	A	Texas A&M	58 76	39	A	Washington St.	75 71	51	A	Kentucky	54 74	140	A	Portland	71 42
				41	A	Florida St.	85 76	59	A	Missouri St.	73 64	150	H	UT Martin	70 57
								90	A	Cincinnati	64 59	165	H	Xavier	62 44
												190	A	Florida A&M	86 66
												261	A	Eastern Ky.	77 53
												292	H	Austin Peay	78 60
												295	H	Gardner-Webb	92 27
												316	H	Murray St.	105 62
LAST 12 Division I GAMES:															
150	H	UT Martin	70 57	316	H	Murray St.	105 62								
39	A	Washington St.	75 71	190	A	Florida A&M	86 66								
140	A	Portland	71 42	41	A	Florida St.	85 76								
90	A	Cincinnati	64 59	292	H	Austin Peay	78 60								
295	H	Gardner-Webb	92 27	165	H	Xavier	62 44								
51	A	Kentucky	54 74	261	A	Eastern Ky.	77 53								

Non-Div I Games:

Louisville

Loss, Non-Conf, S Site, H Home A Away N Neutral

Average RPI Win:	265	WON-LOST	WINNING	LAST 10	STRENGTH OF	OPP. STRENGTH	TEAM	ADJ.	CONF.	ADJ CONF.
Average RPI Loss:	87	RECORD	PCT. RANK	GAMES	SCHEDULE	OF SCHEDULE	RPI	RPI	RPI	RPI
DIV. I ONLY	5- 7	209	2- 7	196	104	191	191	13	13	
DIV. I NON-CONF.	4- 6	211	3- 6	264	107	222	222	16	16	
TOTALS	RPI 1-25	RPI 26-50	W-L RECORDS	RPI 51-100	RPI 101-150	RPI 150+				
5- 7	0- 2	0- 1	OVERALL	0- 1	0- 2	5- 1				
1- 3	0- 0	0- 1	HOME	0- 1	0- 1	1- 0				
3- 3	0- 2	0- 0	AWAY	0- 0	0- 1	3- 0				
1- 1	0- 0	0- 0	NEUTRAL	0- 0	0- 0	1- 1				
4- 6	0- 1	0- 1	NON-CONFERENCE	0- 1	0- 2	4- 1				
1- 3	0- 0	0- 1	HOME	0- 1	0- 1	1- 0				
2- 2	0- 1	0- 0	AWAY	0- 0	0- 1	2- 0				
1- 1	0- 0	0- 0	NEUTRAL	0- 0	0- 0	1- 1				
1- 1	0- 1	0- 0	CONFERENCE	0- 0	0- 0	1- 0				
0- 0	0- 0	0- 0	HOME	0- 0	0- 0	0- 0				
1- 1	0- 1	0- 0	AWAY	0- 0	0- 0	1- 0				
0- 0	0- 0	0- 0	NEUTRAL	0- 0	0- 0	0- 0				

RPI 1-25				RPI 26-50				RPI 51-100				RPI 101+ Team's RPI: 191			
RPI	S	Opponent	Score	RPI	S	Opponent	Score	RPI	S	Opponent	Score	RPI	S	Opponent	Score
10	A	Green Bay	49 76	30	H	Northwestern	67 72	78	H	Eastern Mich.	55 63	133	A	Drake	50 65
13	A	DePaul	65 70									137	H	La Salle	45 48
												188	H	Northern Ill.	73 42
												208	N	Akron	86 97
												228	A	Milwaukee	81 73
												291	N	San Francisco	65 63
												296	A	Southern Ill.	66 44
												323	A	Chicago St.	77 34
LAST 12 Division I GAMES:															
10	A	Green Bay	49 76	291	N	San Francisco	65 63								
228	A	Milwaukee	81 73	208	N	Akron	86 97								
133	A	Drake	50 65	78	H	Eastern Mich.	55 63								
30	H	Northwestern	67 72	296	A	Southern Ill.	66 44								
137	H	La Salle	45 48	188	H	Northern Ill.	73 42								
13	A	DePaul	65 70	323	A	Chicago St.	77 34								

Non-Div I Games: Neb. Omaha 69 57

Loyola Chicago

■ Loss,
 ■ Non-Conf,
 ■ S Site,
 ■ H Home
 ■ A Away
 N Neutral

Loyola Maryland

Through Games Of Sunday, January 1, 2012

Average RPI Win:	216	WON-LOST	WINNING	LAST 10	STRENGTH OF	OPP. STRENGTH	TEAM	ADJ.	CONF.	ADJ CONF.
Average RPI Loss:	141	RECORD	PCT. RANK	GAMES	SCHEDULE	OF SCHEDULE	RPI	RPI	RPI	RPI
DIV. I ONLY	4- 7	224	3- 6	60	201	153	153	21	21	
DIV. I NON-CONF.	4- 7	227	4- 6	62	197	151	151	22	22	
TOTALS	RPI 1-25	RPI 26-50	W-L RECORDS	RPI 51-100	RPI 101-150	RPI 150+				
4- 7	0- 1	0- 1	OVERALL	1- 0	0- 2	3- 4				
3- 1	0- 0	0- 0	HOME	1- 0	0- 1	2- 1				
1- 6	0- 1	0- 1	AWAY	0- 0	0- 1	1- 3				
0- 0	0- 0	0- 0	NEUTRAL	0- 0	0- 0	0- 0				
4- 7	0- 1	0- 1	NON-CONFERENCE	1- 0	0- 2	3- 3				
3- 1	0- 0	0- 0	HOME	1- 0	0- 1	2- 0				
1- 6	0- 1	0- 1	AWAY	0- 0	0- 1	1- 3				
0- 0	0- 0	0- 0	NEUTRAL	0- 0	0- 0	0- 0				
0- 1	0- 0	0- 0	CONFERENCE	0- 0	0- 0	0- 1				
0- 1	0- 0	0- 0	HOME	0- 0	0- 0	0- 1				
0- 0	0- 0	0- 0	AWAY	0- 0	0- 0	0- 0				
0- 0	0- 0	0- 0	NEUTRAL	0- 0	0- 0	0- 0				

RPI 1-25				RPI 26-50				RPI 51-100				RPI 101+ Team's RPI: 153			
RPI	S	Opponent	Score	RPI	S	Opponent	Score	RPI	S	Opponent	Score	RPI	S	Opponent	Score
6	A	Maryland	46 84	32	A	Towson	54 56	71	H	Howard	62 56	127	A	Pittsburgh	59 65
												147	H	UMBC	56 60
												167	A	Mt. St. Mary's	54 59
												184	A	American	48 63
												203	A	Lehigh	60 70
												240	H	Navy	42 38
												262	H	Niagara	54 57
												264	A	George Washington	70 62
												287	H	Army	68 64
LAST 12 Division I GAMES:															
262	H	Niagara	54 57	287	H	Army	68 64								
32	A	Towson	54 56	71	H	Howard	62 56								
184	A	American	48 63	147	H	UMBC	56 60								
264	A	George Washington	70 62	127	A	Pittsburgh	59 65								
167	A	Mt. St. Mary's	54 59	240	H	Navy	42 38								
203	A	Lehigh	60 70	6	A	Maryland	46 84								

Non-Div I Games:

Loyola Maryland

Loss, Non-Conf, S Site, H Home A Away N Neutral

Through Games Of Sunday, January 17, 1915									
Average RPI Win: 266	WON-LOST	WINNING	LAST 10	STRENGTH OF	OPP. STRENGTH	TEAM	ADJ.	CONF.	ADJ CONF.
Average RPI Loss: 161	RECORD	PCT. RANK	GAMES	SCHEDULE	OF SCHEDULE	RPI	RPI	RPI	RPI
DIV. I ONLY	4- 10	263	4- 6	237	226	300	300	8	8
DIV. I NON-CONF.	4- 8	236	4- 6	231	251	298	298	8	8

TOTALS	RPI 1-25	RPI 26-50	W-L RECORDS	RPI 51-100	RPI 101-150	RPI 150+			
4- 10	0- 0	0- 1	OVERALL	0- 1	0- 1	4- 7			
3- 7	0- 0	0- 1	HOME	0- 1	0- 1	3- 4			
1- 3	0- 0	0- 0	AWAY	0- 0	0- 0	1- 3			
0- 0	0- 0	0- 0	NEUTRAL	0- 0	0- 0	0- 0			
4- 8	0- 0	0- 0	NON-CONFERENCE	0- 1	0- 1	4- 6			
3- 5	0- 0	0- 0	HOME	0- 1	0- 1	3- 3			
1- 3	0- 0	0- 0	AWAY	0- 0	0- 0	1- 3			
0- 0	0- 0	0- 0	NEUTRAL	0- 0	0- 0	0- 0			
0- 2	0- 0	0- 1	CONFERENCE	0- 0	0- 0	0- 1			
0- 2	0- 0	0- 1	HOME	0- 0	0- 0	0- 1			
0- 0	0- 0	0- 0	AWAY	0- 0	0- 0	0- 0			
0- 0	0- 0	0- 0	NEUTRAL	0- 0	0- 0	0- 0			

RPI 1-25				RPI 26-50				RPI 51-100				RPI 101+				Team's RPI: 300	
RPI	S	Opponent	Score	RPI	S	Opponent	Score	RPI	S	Opponent	Score	RPI	S	Opponent	Score		
				40	H	St. Mary's (CA)	72 82	84	H	UCLA	43 84	116	H	UTEP	48 68		
												154	H	Portland St.	55 70		
												160	A	Cal St. Fullerton	52 79		
												163	A	Denver	55 71		
												183	H	Youngstown St.	50 64		
												206	H	Cal St. Northridge	62 79		
												212	A	UC Santa Barbara	49 66		
												222	H	Cal Poly	73 72		
												246	A	New Mexico	57 54		
												277	H	Sacramento St.	86 73		
												291	H	San Francisco	59 61		
												320	H	Wyoming	57 54		
LAST 12 Division I GAMES:																	
				291	H	San Francisco	59 61	84	H	UCLA	43 84						
				40	H	St. Mary's (CA)	72 82	246	A	New Mexico	57 54						
				222	H	Cal Poly	73 72	320	H	Wyoming	57 54						
				116	H	UTEP	48 68	183	H	Youngstown St.	50 64						
				154	H	Portland St.	55 70	160	A	Cal St. Fullerton	52 79						
				277	H	Sacramento St.	86 73	212	A	UC Santa Barbara	49 66						

Non-Div I Games:

Loyola Marymount

Loss, Non-Conf, S Site, H Home A Away N Neutral

Maine

Average RPI Win: **323**
 Average RPI Loss: **197**

WON-LOST
 RECORD

WINNING
 PCT. RANK

LAST 10
 GAMES

Through Games Of Sunday, January 1, 2012

STRENGTH OF
 SCHEDULE

OPP. STRENGTH
 OF SCHEDULE

TEAM
 RPI

ADJ.
 RPI

CONF.
 RPI

ADJ CONF.
 RPI

DIV. I ONLY	2- 10	303	0- 9	283	320	326	326	14	14
DIV. I NON-CONF.	2- 10	300	1- 9	286	322	326	326	14	14
TOTALS	RPI 1-25	RPI 26-50	W-L RECORDS	RPI 51-100	RPI 101-150	RPI 150+			
2- 10	0- 0	0- 2	OVERALL	0- 0	0- 0	2- 9			
1- 4	0- 0	0- 1	HOME	0- 0	0- 0	1- 3			
1- 3	0- 0	0- 0	AWAY	0- 0	0- 0	1- 4			
0- 3	0- 0	0- 1	NEUTRAL	0- 0	0- 0	0- 2			
2- 10	0- 0	0- 2	NON-CONFERENCE	0- 0	0- 0	2- 8			
1- 4	0- 0	0- 1	HOME	0- 0	0- 0	1- 3			
1- 3	0- 0	0- 0	AWAY	0- 0	0- 0	1- 3			
0- 3	0- 0	0- 1	NEUTRAL	0- 0	0- 0	0- 2			
0- 1	0- 0	0- 0	CONFERENCE	0- 0	0- 0	0- 1			
0- 0	0- 0	0- 0	HOME	0- 0	0- 0	0- 0			
0- 1	0- 0	0- 0	AWAY	0- 0	0- 0	0- 1			
0- 0	0- 0	0- 0	NEUTRAL	0- 0	0- 0	0- 0			

RPI S	Opponent	Score	RPI S	Opponent	Score	RPI S	Opponent	Score	RPI S	Opponent	Score
			37 H	James Madison	47 64				189 N	Charleston So.	63 78
			44 N	Duquesne	38 76				198 A	Massachusetts	54 63
									200 A	Central Conn. St.	48 53
									217 H	Bryant	53 65
									219 H	Brown	59 61
									232 A	Binghamton	54 72
									240 A	Navy	56 73
									264 N	George Washington	46 54
									308 A	Rhode Island	62 58
									331 H	Siena	51 78
									338 H	Troy	66 53
LAST 12 Division I GAMES:											
232 A	Binghamton	54 72	240 A	Navy	56 73						
331 H	Siena	51 78	264 N	George Washington	46 54						
189 N	Charleston So.	63 78	219 H	Brown	59 61						
44 N	Duquesne	38 76	338 H	Troy	66 53						
198 A	Massachusetts	54 63	217 H	Bryant	53 65						
37 H	James Madison	47 64	308 A	Rhode Island	62 58						

Non-Div I Games: Maine Maritime 73 37

Maine

Loss, Non-Conf, S Site, H Home A Away N Neutral

Average RPI Win: 242		WON-LOST	WINNING	LAST 10	STRENGTH OF	OPP. STRENGTH	TEAM	ADJ.	CONF.	ADJ CONF.
Average RPI Loss: 161		RECORD	PCT. RANK	GAMES	SCHEDULE	OF SCHEDULE	RPI	RPI	RPI	RPI
DIV. I ONLY		6- 6	164	6- 4	277	299	225	225	21	21
DIV. I NON-CONF.		6- 6	158	6- 5	279	300	225	225	22	22
TOTALS	RPI 1-25		RPI 26-50		W-L RECORDS	RPI 51-100	RPI 101-150		RPI 150+	
6- 6	0- 0		0- 1		OVERALL	0- 1	2- 1		5- 3	
4- 1	0- 0		0- 0		HOME	0- 0	2- 1		3- 0	
1- 5	0- 0		0- 1		AWAY	0- 1	0- 0		1- 3	
1- 0	0- 0		0- 0		NEUTRAL	0- 0	0- 0		1- 0	
6- 6	0- 0		0- 1		NON-CONFERENCE	0- 1	1- 1		5- 3	
4- 1	0- 0		0- 0		HOME	0- 0	1- 1		3- 0	
1- 5	0- 0		0- 1		AWAY	0- 1	0- 0		1- 3	
1- 0	0- 0		0- 0		NEUTRAL	0- 0	0- 0		1- 0	
1- 0	0- 0		0- 0		CONFERENCE	0- 0	1- 0		0- 0	
1- 0	0- 0		0- 0		HOME	0- 0	1- 0		0- 0	
0- 0	0- 0		0- 0		AWAY	0- 0	0- 0		0- 0	
0- 0	0- 0		0- 0		NEUTRAL	0- 0	0- 0		0- 0	

RPI 1-25				RPI 26-50				RPI 51-100				RPI 101+				Team's RPI: 225	
RPI	S	Opponent	Score	RPI	S	Opponent	Score	RPI	S	Opponent	Score	RPI	S	Opponent	Score		
				46	A	Hartford	45 64	82	A	McNeese St.	52 69	115	H	Rider	59 45		
												123	H	Sacred Heart	62 50		
												144	H	Fordham	49 59		
												197	A	New Hampshire	42 57		
												209	A	Lafayette	43 48		
												237	H	Monmouth	71 59		
												238	N	East Tenn. St.	86 53		
												287	A	Army	43 58		
												317	H	Cornell	73 49		
												325	A	NJIT	75 66		
												341	H	St. Francis (NY)	50 37		
LAST 12 Division I GAMES:																	
				115	H	Rider	59 45	209	A	Lafayette	43 48						
				123	H	Sacred Heart	62 50	144	H	Fordham	49 59						
				341	H	St. Francis (NY)	50 37	325	A	NJIT	75 66						
				317	H	Cornell	73 49	287	A	Army	43 58						
				237	H	Monmouth	71 59	238	N	East Tenn. St.	86 53						
				197	A	New Hampshire	42 57	82	A	McNeese St.	52 69						

Non-Div I Games:

Manhattan

Loss, Non-Conf, S Site, H Home A Away N Neutral

Average RPI Win:	118	WON-LOST	WINNING	LAST 10	STRENGTH OF	OPP. STRENGTH	TEAM	ADJ.	CONF.	ADJ CONF.
Average RPI Loss:	48	RECORD	PCT. RANK	GAMES	SCHEDULE	OF SCHEDULE	RPI	RPI	RPI	RPI
DIV. I ONLY	5- 6	194	5- 5	10	53	61	61	21	21	
DIV. I NON-CONF.	5- 6	188	5- 6	11	52	64	64	22	22	
TOTALS	RPI 1-25	RPI 26-50	W-L RECORDS	RPI 51-100	RPI 101-150	RPI 150+				
5- 6	0- 3	1- 1	OVERALL	0- 1	3- 1	1- 0				
2- 2	0- 2	1- 0	HOME	0- 0	1- 0	0- 0				
0- 4	0- 1	0- 1	AWAY	0- 1	0- 1	0- 0				
3- 0	0- 0	0- 0	NEUTRAL	0- 0	2- 0	1- 0				
5- 6	0- 3	1- 1	NON-CONFERENCE	0- 1	3- 1	1- 0				
2- 2	0- 2	1- 0	HOME	0- 0	1- 0	0- 0				
0- 4	0- 1	0- 1	AWAY	0- 1	0- 1	0- 0				
3- 0	0- 0	0- 0	NEUTRAL	0- 0	2- 0	1- 0				
0- 0	0- 0	0- 0	CONFERENCE	0- 0	0- 0	0- 0				
0- 0	0- 0	0- 0	HOME	0- 0	0- 0	0- 0				
0- 0	0- 0	0- 0	AWAY	0- 0	0- 0	0- 0				
0- 0	0- 0	0- 0	NEUTRAL	0- 0	0- 0	0- 0				

RPI 1-25				RPI 26-50				RPI 51-100				Team's RPI: 61	RPI 101+			
RPI	S	Opponent	Score	RPI	S	Opponent	Score	RPI	S	Opponent	Score		RPI	S	Opponent	Score
12	A	Princeton	51 68	31	A	Hofstra	69 71	62	A	St. Bonaventure	56 67		102	N	South Dakota St.	57 49
16	H	Villanova	53 60	46	H	Hartford	57 51						133	N	Drake	50 47
18	H	Kansas St.	56 57										139	H	Yale	78 64
													146	A	Boston U.	36 49
													170	N	Auburn	69 61
LAST 12 Division I GAMES:																
18	H	Kansas St.	56 57	102	N	South Dakota St.	57 49									
31	A	Hofstra	69 71	133	N	Drake	50 47									
170	N	Auburn	69 61	12	A	Princeton	51 68									
62	A	St. Bonaventure	56 67	139	H	Yale	78 64									
146	A	Boston U.	36 49	16	H	Villanova	53 60									
46	H	Hartford	57 51													

Non-Div I Games:

Marist

■ Loss,
 ■ Non-Conf,
 S Site,
 ■ Home
 ■ Away
 N Neutral

Average RPI Win:	167	WON-LOST	WINNING	LAST 10	STRENGTH OF	OPP. STRENGTH	TEAM	ADJ.	CONF.	ADJ CONF.
Average RPI Loss:	16	RECORD	PCT. RANK	GAMES	SCHEDULE	OF SCHEDULE	RPI	RPI	RPI	RPI
DIV. I ONLY	8- 5	108	6- 3	125	2	89	89	2	2	
DIV. I NON-CONF.	8- 4	89	6- 4	188	1	113	113	2	2	
TOTALS	RPI 1-25	RPI 26-50	W-L RECORDS	RPI 51-100	RPI 101-150	RPI 150+				
8- 5	0- 4	0- 1	OVERALL	1- 0	3- 0	4- 0				
6- 1	0- 1	0- 0	HOME	0- 0	3- 0	3- 0				
1- 2	0- 2	0- 0	AWAY	1- 0	0- 0	0- 0				
1- 2	0- 1	0- 1	NEUTRAL	0- 0	0- 0	1- 0				
8- 4	0- 3	0- 1	NON-CONFERENCE	1- 0	3- 0	4- 0				
6- 1	0- 1	0- 0	HOME	0- 0	3- 0	3- 0				
1- 1	0- 1	0- 0	AWAY	1- 0	0- 0	0- 0				
1- 2	0- 1	0- 1	NEUTRAL	0- 0	0- 0	1- 0				
0- 1	0- 1	0- 0	CONFERENCE	0- 0	0- 0	0- 0				
0- 0	0- 0	0- 0	HOME	0- 0	0- 0	0- 0				
0- 1	0- 1	0- 0	AWAY	0- 0	0- 0	0- 0				
0- 0	0- 0	0- 0	NEUTRAL	0- 0	0- 0	0- 0				

RPI 1-25				RPI 26-50				RPI 51-100 Team's RPI: 89				RPI 101+			
RPI	S	Opponent	Score	RPI	S	Opponent	Score	RPI	S	Opponent	Score	RPI	S	Opponent	Score
8	A	Notre Dame	42 95	39	N	Washington St.	52 65	96	A	Toledo	69 60	102	H	South Dakota St.	59 51
9	N	Michigan	51 71									124	H	Wisconsin	54 52
10	A	Green Bay	50 66									136	H	Mississippi Val.	69 61
15	H	Georgia Tech	63 74									172	H	Ark.-Pine Bluff	84 36
												205	H	Iona	93 44
												234	H	Vermont	71 60
												268	N	Prairie View	71 51
LAST 12 Division I GAMES:															
234	H	Vermont	71 60	96	A	Toledo	69 60	9	N	Michigan	51 71				
102	H	South Dakota St.	59 51					268	N	Prairie View	71 51				
205	H	Iona	93 44					39	N	Washington St.	52 65				
8	A	Notre Dame	42 95	15	H	Georgia Tech	63 74								
172	H	Ark.-Pine Bluff	84 36	10	A	Green Bay	50 66	124	H	Wisconsin	54 52				

Non-Div I Games: New Orleans 96 35

Marquette

Average RPI Win:	270	WON-LOST	WINNING	LAST 10	STRENGTH OF	OPP. STRENGTH	TEAM	ADJ.	CONF.	ADJ CONF.
Average RPI Loss:	153	RECORD	PCT. RANK	GAMES	SCHEDULE	OF SCHEDULE	RPI	RPI	RPI	RPI
DIV. I ONLY	8- 3	67	7- 2	320	259	171	171	16	16	
DIV. I NON-CONF.	8- 3	71	8- 3	321	261	166	166	19	19	
TOTALS	RPI 1-25	RPI 26-50	W-L RECORDS	RPI 51-100	RPI 101-150	RPI 150+				
8- 3	0- 0	0- 0	OVERALL	1- 1	0- 0	7- 2				
3- 1	0- 0	0- 0	HOME	1- 1	0- 0	2- 0				
4- 2	0- 0	0- 0	AWAY	0- 0	0- 0	4- 2				
1- 0	0- 0	0- 0	NEUTRAL	0- 0	0- 0	1- 0				
8- 3	0- 0	0- 0	NON-CONFERENCE	1- 1	0- 0	7- 2				
3- 1	0- 0	0- 0	HOME	1- 1	0- 0	2- 0				
4- 2	0- 0	0- 0	AWAY	0- 0	0- 0	4- 2				
1- 0	0- 0	0- 0	NEUTRAL	0- 0	0- 0	1- 0				
0- 0	0- 0	0- 0	CONFERENCE	0- 0	0- 0	0- 0				
0- 0	0- 0	0- 0	HOME	0- 0	0- 0	0- 0				
0- 0	0- 0	0- 0	AWAY	0- 0	0- 0	0- 0				
0- 0	0- 0	0- 0	NEUTRAL	0- 0	0- 0	0- 0				

RPI 1-25				RPI 26-50				RPI 51-100				RPI 101+				Team's RPI: 171	
RPI	S	Opponent	Score	RPI	S	Opponent	Score	RPI	S	Opponent	Score	RPI	S	Opponent	Score		
								67	H	Miami (OH)	49	56	158	A	Furman	54	62
								90	H	Cincinnati	55	47	233	A	Ohio	56	68
													254	H	Longwood	62	48
													275	A	Ball St.	60	58
													288	A	Morehead St.	83	66
													294	A	Evansville	60	48
													302	A	Tennessee Tech	73	68
													323	N	Chicago St.	72	48
													333	H	Kent St.	93	55
LAST 12 Division I GAMES:																	
				302	A	Tennessee Tech	73	68					275	A	Ball St.	60	58
				158	A	Furman	54	62					288	A	Morehead St.	83	66
				254	H	Longwood	62	48					233	A	Ohio	56	68
				90	H	Cincinnati	55	47					67	H	Miami (OH)	49	56
				294	A	Evansville	60	48					333	H	Kent St.	93	55
				323	N	Chicago St.	72	48									

Non-Div I Games: Neb. Omaha 54 48

Marshall

Maryland

Through Games Of Sunday, January 1, 2012

Average RPI Win:	128	WON-LOST	WINNING	LAST 10	STRENGTH OF	OPP. STRENGTH	TEAM	ADJ.	CONF.	ADJ CONF.
Average RPI Loss:	0	RECORD	PCT. RANK	GAMES	SCHEDULE	OF SCHEDULE	RPI	RPI	RPI	RPI
DIV. I ONLY	13- 0	1	10- 0	28	75	6	6	6	6	6
DIV. I NON-CONF.	13- 0	1	11- 0	27	76	6	6	5	5	5
TOTALS	RPI 1-25	RPI 26-50	W-L RECORDS	RPI 51-100	RPI 101-150	RPI 150+				
13- 0	3- 0	2- 0	OVERALL	1- 0	1- 0	7- 0				
8- 0	3- 0	1- 0	HOME	1- 0	0- 0	3- 0				
4- 0	0- 0	1- 0	AWAY	0- 0	1- 0	3- 0				
1- 0	0- 0	0- 0	NEUTRAL	0- 0	0- 0	1- 0				
13- 0	3- 0	1- 0	NON-CONFERENCE	1- 0	1- 0	7- 0				
8- 0	3- 0	1- 0	HOME	1- 0	0- 0	3- 0				
4- 0	0- 0	0- 0	AWAY	0- 0	1- 0	3- 0				
1- 0	0- 0	0- 0	NEUTRAL	0- 0	0- 0	1- 0				
1- 0	0- 0	1- 0	CONFERENCE	0- 0	0- 0	0- 0				
0- 0	0- 0	0- 0	HOME	0- 0	0- 0	0- 0				
1- 0	0- 0	1- 0	AWAY	0- 0	0- 0	0- 0				
0- 0	0- 0	0- 0	NEUTRAL	0- 0	0- 0	0- 0				

RPI	S	Opponent	Score	RPI	S	Opponent	Score	RPI	S	Opponent	Score	RPI	S	Opponent	Score
1	H	Delaware	85 76	32	H	Towson	82 46	54	H	Saint Joseph's	94 71	147	A	UMBC	70 59
9	H	Michigan	74 65	41	A	Florida St.	91 70					153	H	Loyola Maryland	84 46
17	H	Georgetown	72 53									184	A	American	76 42
												185	A	FIU	84 52
												195	A	George Mason	78 50
												209	H	Lafayette	84 36
												257	N	CSU Bakersfield	114 83
												306	H	Delaware St.	108 33
LAST 12 Division I GAMES:															
209	H	Lafayette	84 36	41	A	Florida St.	91 70	1	H	Delaware	85 76	185	A	FIU	84 52
195	A	George Mason	78 50	1	H	Delaware	85 76	54	H	Saint Joseph's	94 71	147	A	UMBC	70 59
306	H	Delaware St.	108 33	185	A	FIU	84 52	32	H	Towson	82 46				
184	A	American	76 42	54	H	Saint Joseph's	94 71								
9	H	Michigan	74 65	147	A	UMBC	70 59								
257	N	CSU Bakersfield	114 83	32	H	Towson	82 46								

Non-Div I Games:

Maryland

Loss, Non-Conf, S Site, H Home A Away N Neutral

Massachusetts

Through Games Of Sunday, January 1, 2012

Average RPI Win:	249	WON-LOST	WINNING	LAST 10	STRENGTH OF	OPP. STRENGTH	TEAM	ADJ.	CONF.	ADJ CONF.
Average RPI Loss:	126	RECORD	PCT. RANK	GAMES	SCHEDULE	OF SCHEDULE	RPI	RPI	RPI	RPI
DIV. I ONLY	5- 9	231	4- 6	126	227	198	198	9	9	
DIV. I NON-CONF.	5- 9	232	4- 8	129	224	202	202	9	9	
TOTALS	RPI 1-25	RPI 26-50	W-L RECORDS	RPI 51-100	RPI 101-150	RPI 150+				
5- 9	0- 1	0- 0	OVERALL	0- 2	1- 2	4- 4				
2- 3	0- 0	0- 0	HOME	0- 0	1- 1	1- 2				
2- 6	0- 1	0- 0	AWAY	0- 2	0- 1	2- 2				
1- 0	0- 0	0- 0	NEUTRAL	0- 0	0- 0	1- 0				
5- 9	0- 1	0- 0	NON-CONFERENCE	0- 2	1- 2	4- 4				
2- 3	0- 0	0- 0	HOME	0- 0	1- 1	1- 2				
2- 6	0- 1	0- 0	AWAY	0- 2	0- 1	2- 2				
1- 0	0- 0	0- 0	NEUTRAL	0- 0	0- 0	1- 0				
0- 0	0- 0	0- 0	CONFERENCE	0- 0	0- 0	0- 0				
0- 0	0- 0	0- 0	HOME	0- 0	0- 0	0- 0				
0- 0	0- 0	0- 0	AWAY	0- 0	0- 0	0- 0				
0- 0	0- 0	0- 0	NEUTRAL	0- 0	0- 0	0- 0				

RPI	S	Opponent	Score	RPI	S	Opponent	Score	RPI	S	Opponent	Score	RPI	S	Opponent	Score	Team's RPI: 198
24	A	Virginia	38 53					58	A	Quinnipiac	63 66	105	A	Holy Cross	64 76	
								67	A	Miami (OH)	56 81	118	H	Providence	45 66	
												146	H	Boston U.	55 49	
												179	A	Boston College	64 80	
												187	H	Ole Miss	67 72	
												195	A	George Mason	52 55	
												200	H	Central Conn. St.	55 58	
												211	N	Elon	76 56	
												232	A	Binghamton	64 55	
												326	H	Maine	63 54	
												331	A	Siena	58 53	
LAST 12 Division I GAMES:																
331	A	Siena	58 53	24	A	Virginia	38 53									
232	A	Binghamton	64 55	211	N	Elon	76 56									
326	H	Maine	63 54	58	A	Quinnipiac	63 66									
118	H	Providence	45 66	187	H	Ole Miss	67 72									
179	A	Boston College	64 80	105	A	Holy Cross	64 76									
195	A	George Mason	52 55	67	A	Miami (OH)	56 81									

Non-Div I Games:

Massachusetts

Loss, Non-Conf, S Site, H Home A Away N Neutral

Average RPI Win:	245	WON-LOST	WINNING	LAST 10	STRENGTH OF	OPP. STRENGTH	TEAM	ADJ.	CONF.	ADJ CONF.
Average RPI Loss:	30	RECORD	PCT. RANK	GAMES	SCHEDULE	OF SCHEDULE	RPI	RPI	RPI	RPI
DIV. I ONLY	7- 4	103	5- 3	146	95	82	82	25	25	
DIV. I NON-CONF.	7- 4	99	7- 3	150	100	84	84	26	26	
TOTALS	RPI 1-25	RPI 26-50	W-L RECORDS	RPI 51-100	RPI 101-150	RPI 150+				
7- 4	0- 3	0- 0	OVERALL	1- 1	0- 0	6- 0				
3- 1	0- 1	0- 0	HOME	1- 0	0- 0	2- 0				
3- 3	0- 2	0- 0	AWAY	0- 1	0- 0	3- 0				
1- 0	0- 0	0- 0	NEUTRAL	0- 0	0- 0	1- 0				
7- 4	0- 3	0- 0	NON-CONFERENCE	1- 1	0- 0	6- 0				
3- 1	0- 1	0- 0	HOME	1- 0	0- 0	2- 0				
3- 3	0- 2	0- 0	AWAY	0- 1	0- 0	3- 0				
1- 0	0- 0	0- 0	NEUTRAL	0- 0	0- 0	1- 0				
0- 0	0- 0	0- 0	CONFERENCE	0- 0	0- 0	0- 0				
0- 0	0- 0	0- 0	HOME	0- 0	0- 0	0- 0				
0- 0	0- 0	0- 0	AWAY	0- 0	0- 0	0- 0				
0- 0	0- 0	0- 0	NEUTRAL	0- 0	0- 0	0- 0				

RPI 1-25				RPI 26-50				RPI 51-100 Team's RPI: 82				RPI 101+			
RPI	S	Opponent	Score	RPI	S	Opponent	Score	RPI	S	Opponent	Score	RPI	S	Opponent	Score
5	A	Baylor	50 90					84	A	UCLA	59 67	225	H	Manhattan	69 52
7	A	Texas A&M	62 72					93	H	UAB	61 56	241	N	Tex.-Pan American	67 46
25	H	LSU	43 64									256	A	La.-Monroe	68 60
												274	H	La.-Lafayette	80 59
												305	A	Texas Southern	70 37
												318	A	Houston	72 59
LAST 12 Division I GAMES:															
25	H	LSU	43 64	7	A	Texas A&M	62 72								
305	A	Texas Southern	70 37	5	A	Baylor	50 90								
256	A	La.-Monroe	68 60	93	H	UAB	61 56								
318	A	Houston	72 59	225	H	Manhattan	69 52								
241	N	Tex.-Pan American	67 46	84	A	UCLA	59 67								
274	H	La.-Lafayette	80 59												

Non-Div I Games: Centenary (LA) 89 32 Southern-N.O. 78 23

McNeese St.

Md.-East. Shore

Average RPI Win: **240**
Average RPI Loss: **101**WON-LOST
RECORDWINNING
PCT. RANKLAST 10
GAMES

Through Games Of Sunday, January 1, 2012

STRENGTH OF
SCHEDULEOPP. STRENGTH
OF SCHEDULETEAM
RPIADJ.
RPICONF.
RPIADJ CONF.
RPI

DIV. I ONLY	3- 8	267	3- 6	101	94	186	186	27	27
DIV. I NON-CONF.	2- 8	288	2- 8	52	98	150	150	24	24

TOTALS	RPI 1-25	RPI 26-50	W-L RECORDS	RPI 51-100	RPI 101-150	RPI 150+
3- 8	0- 0	0- 3	OVERALL	0- 1	0- 2	3- 2
1- 2	0- 0	0- 0	HOME	0- 0	0- 0	1- 2
2- 6	0- 0	0- 3	AWAY	0- 1	0- 2	2- 0
0- 0	0- 0	0- 0	NEUTRAL	0- 0	0- 0	0- 0
2- 8	0- 0	0- 3	NON-CONFERENCE	0- 1	0- 2	2- 2
0- 2	0- 0	0- 0	HOME	0- 0	0- 0	0- 2
2- 6	0- 0	0- 3	AWAY	0- 1	0- 2	2- 0
0- 0	0- 0	0- 0	NEUTRAL	0- 0	0- 0	0- 0
1- 0	0- 0	0- 0	CONFERENCE	0- 0	0- 0	1- 0
1- 0	0- 0	0- 0	HOME	0- 0	0- 0	1- 0
0- 0	0- 0	0- 0	AWAY	0- 0	0- 0	0- 0
0- 0	0- 0	0- 0	NEUTRAL	0- 0	0- 0	0- 0

RPI 1-25				RPI 26-50				RPI 51-100				RPI 101+				Team's RPI: 186	
RPI	S	Opponent	Score	RPI	S	Opponent	Score	RPI	S	Opponent	Score	RPI	S	Opponent	Score		
				26	A	Penn St.	51 76	95	A	Wake Forest	45 77	132	A	South Fla.	50 71		
				32	A	Towson	45 58					147	A	UMBC	60 65		
				37	A	James Madison	53 61					167	H	Mt. St. Mary's	44 63		
												174	H	Canisius	43 45		
												184	A	American	39 37		
												229	A	Old Dominion	63 59		
												306	H	Delaware St.	60 32		
LAST 12 Division I GAMES:																	
				32	A	Towson	45 58	95	A	Wake Forest	45 77						
				26	A	Penn St.	51 76	229	A	Old Dominion	63 59						
				147	A	UMBC	60 65	132	A	South Fla.	50 71						
				306	H	Delaware St.	60 32	37	A	James Madison	53 61						
				184	A	American	39 37	167	H	Mt. St. Mary's	44 63						
				174	H	Canisius	43 45										

Non-Div I Games: Elizabeth City St. 55 **62**

Md.-East. Shore

Loss,
Non-Conf, S Site,
H Home
A Away
N Neutral

Average RPI Win:	234	WON-LOST	WINNING	LAST 10	STRENGTH OF	OPP. STRENGTH	TEAM	ADJ.	CONF.	ADJ CONF.
Average RPI Loss:	68	RECORD	PCT. RANK	GAMES	SCHEDULE	OF SCHEDULE	RPI	RPI	RPI	RPI
DIV. I ONLY	10- 3	46	8- 2	325	33	125	125	16	16	
DIV. I NON-CONF.	10- 3	52	9- 3	323	32	128	128	19	19	
TOTALS	RPI 1-25	RPI 26-50	W-L RECORDS	RPI 51-100	RPI 101-150	RPI 150+				
10- 3	0- 0	0- 0	OVERALL	0- 3	2- 0	8- 0				
8- 0	0- 0	0- 0	HOME	0- 0	2- 0	6- 0				
1- 3	0- 0	0- 0	AWAY	0- 3	0- 0	1- 0				
1- 0	0- 0	0- 0	NEUTRAL	0- 0	0- 0	1- 0				
10- 3	0- 0	0- 0	NON-CONFERENCE	0- 3	2- 0	8- 0				
8- 0	0- 0	0- 0	HOME	0- 0	2- 0	6- 0				
1- 3	0- 0	0- 0	AWAY	0- 3	0- 0	1- 0				
1- 0	0- 0	0- 0	NEUTRAL	0- 0	0- 0	1- 0				
0- 0	0- 0	0- 0	CONFERENCE	0- 0	0- 0	0- 0				
0- 0	0- 0	0- 0	HOME	0- 0	0- 0	0- 0				
0- 0	0- 0	0- 0	AWAY	0- 0	0- 0	0- 0				
0- 0	0- 0	0- 0	NEUTRAL	0- 0	0- 0	0- 0				

RPI 1-25			RPI 26-50			RPI 51-100			RPI 101+			Team's RPI: 125
RPI	S	Opponent	Score	RPI	S	Opponent	Score	RPI	S	Opponent	Score	
						55	A Illinois	54	62	107	H Seton Hall	82 73
						69	A Missouri	48	58	150	H UT Martin	90 69
						81	A St. John's (NY)	60	64	172	H Ark.-Pine Bluff	89 60
										180	A UALR	81 66
										207	N Louisiana Tech	86 67
										283	H Saint Louis	63 60
										286	H Tennessee St.	88 64
										314	H Texas-Arlington	77 60
										315	H Belmont	79 40
										322	H Southeastern La.	80 44
LAST 12 Division I GAMES:												
180	A	UALR	81 66	107	H	Seton Hall	82 73					
150	H	UT Martin	90 69	69	A	Missouri	48 58					
286	H	Tennessee St.	88 64	81	A	St. John's (NY)	60 64					
314	H	Texas-Arlington	77 60	207	N	Louisiana Tech	86 67					
322	H	Southeastern La.	80 44	55	A	Illinois	54 62					
172	H	Ark.-Pine Bluff	89 60	315	H	Belmont	79 40					

Non-Div I Games:

Memphis

Mercer

Through Games Of Sunday, January 1, 2012

Average RPI Win:	270	WON-LOST	WINNING	LAST 10	STRENGTH OF	OPP. STRENGTH	TEAM	ADJ.	CONF.	ADJ CONF.
Average RPI Loss:	171	RECORD	PCT. RANK	GAMES	SCHEDULE	OF SCHEDULE	RPI	RPI	RPI	RPI
DIV. I ONLY	3- 10	283	3- 7	280	217	304	304	31	31	
DIV. I NON-CONF.	2- 9	294	2- 7	207	177	279	279	31	31	
TOTALS	RPI 1-25	RPI 26-50	W-L RECORDS	RPI 51-100	RPI 101-150	RPI 150+				
3- 10	0- 2	0- 0	OVERALL	0- 2	0- 1	3- 6				
1- 5	0- 2	0- 0	HOME	0- 1	0- 0	1- 3				
2- 5	0- 0	0- 0	AWAY	0- 1	0- 1	2- 3				
0- 0	0- 0	0- 0	NEUTRAL	0- 0	0- 0	0- 0				
2- 9	0- 2	0- 0	NON-CONFERENCE	0- 1	0- 1	2- 5				
1- 5	0- 2	0- 0	HOME	0- 0	0- 0	1- 3				
1- 4	0- 0	0- 0	AWAY	0- 1	0- 1	1- 2				
0- 0	0- 0	0- 0	NEUTRAL	0- 0	0- 0	0- 0				
1- 2	0- 0	0- 0	CONFERENCE	0- 1	0- 0	1- 1				
0- 1	0- 0	0- 0	HOME	0- 1	0- 0	0- 0				
1- 1	0- 0	0- 0	AWAY	0- 0	0- 0	1- 1				
0- 0	0- 0	0- 0	NEUTRAL	0- 0	0- 0	0- 0				

RPI 1-25				RPI 26-50				RPI 51-100				RPI 101+ Team's RPI: 304			
RPI	S	Opponent	Score	RPI	S	Opponent	Score	RPI	S	Opponent	Score	RPI	S	Opponent	Score
8	H	Notre Dame	42 128					70	H	Fla. Gulf Coast	50 98	149	A	Davidson	60 75
21	H	Georgia	43 80					95	A	Wake Forest	44 90	156	A	High Point	75 67
												170	H	Auburn	43 77
												216	H	Ga. Southern	55 57
												239	H	Winthrop	74 88
												242	A	UCF	43 72
												315	A	Belmont	64 61
												332	A	Lipscomb	70 80
												335	A	UNC Asheville	75 76
												338	H	Troy	69 59
LAST 12 Division I GAMES:															
338	H	Troy	69 59	70	H	Fla. Gulf Coast	50 98								
21	H	Georgia	43 80	8	H	Notre Dame	42 128								
315	A	Belmont	64 61	239	H	Winthrop	74 88								
332	A	Lipscomb	70 80	335	A	UNC Asheville	75 76								
156	A	High Point	75 67	242	A	UCF	43 72								
95	A	Wake Forest	44 90	216	H	Ga. Southern	55 57								

Non-Div I Games:

Mercer

■ Loss,
 ■ Non-Conf, S Site,
 ■ Home
 ■ Away
 N Neutral

Average RPI Win:	169	WON-LOST	WINNING	LAST 10	STRENGTH OF	OPP. STRENGTH	TEAM	ADJ.	CONF.	ADJ CONF.
Average RPI Loss:	67	RECORD	PCT. RANK	GAMES	SCHEDULE	OF SCHEDULE	RPI	RPI	RPI	RPI
DIV. I ONLY	10- 2	32	8- 2	71	44	20	20	6	6	
DIV. I NON-CONF.	10- 2	32	9- 1	72	44	20	20	5	5	
TOTALS	RPI 1-25	RPI 26-50	W-L RECORDS	RPI 51-100	RPI 101-150	RPI 150+				
10- 2	1- 2	0- 0	OVERALL	0- 0	4- 0	5- 1				
8- 0	1- 0	0- 0	HOME	0- 0	2- 0	5- 0				
1- 2	0- 2	0- 0	AWAY	0- 0	1- 0	0- 1				
1- 0	0- 0	0- 0	NEUTRAL	0- 0	1- 0	0- 0				
10- 2	1- 2	0- 0	NON-CONFERENCE	0- 0	4- 0	5- 0				
8- 0	1- 0	0- 0	HOME	0- 0	2- 0	5- 0				
1- 2	0- 2	0- 0	AWAY	0- 0	1- 0	0- 0				
1- 0	0- 0	0- 0	NEUTRAL	0- 0	1- 0	0- 0				
0- 1	0- 0	0- 0	CONFERENCE	0- 0	0- 0	0- 1				
0- 0	0- 0	0- 0	HOME	0- 0	0- 0	0- 0				
0- 1	0- 0	0- 0	AWAY	0- 0	0- 0	0- 1				
0- 0	0- 0	0- 0	NEUTRAL	0- 0	0- 0	0- 0				

RPI	S	Opponent	Score
2	A	Tennessee	76 92
11	H	Rutgers	92 81
17	A	Georgetown	46 71

RPI	S	Opponent	Score
-----	---	----------	-------

RPI	S	Opponent	Score
-----	---	----------	-------

RPI	S	Opponent	Score
105	H	Holy Cross	89 49
114	A	Michigan St.	76 60
126	H	VCU	91 61
132	N	South Fla.	92 72
182	A	North Carolina	63 65
187	H	Ole Miss	76 48
241	H	Tex.-Pan American	83 37
254	H	Longwood	92 43
256	H	La.-Monroe	103 39
268	H	Prairie View	107 26

LAST 12 Division I GAMES:

256	H	La.-Monroe	103 39	182	A	North Carolina	63 65
187	H	Ole Miss	76 48	126	H	VCU	91 61
11	H	Rutgers	92 81	105	H	Holy Cross	89 49
114	A	Michigan St.	76 60	17	A	Georgetown	46 71
254	H	Longwood	92 43	268	H	Prairie View	107 26
132	N	South Fla.	92 72	2	A	Tennessee	76 92

Non-Div I Games: Alas. Anchorage 72 55

Miami (FL)

Loss, Non-Conf, S Site, H Home A Away N Neutral

Average RPI Win:	205	WON-LOST	WINNING	LAST 10	STRENGTH OF	OPP. STRENGTH	TEAM	ADJ.	CONF.	ADJ CONF.
Average RPI Loss:	79	RECORD	PCT. RANK	GAMES	SCHEDULE	OF SCHEDULE	RPI	RPI	RPI	RPI
DIV. I ONLY	9- 3	57	8- 2	137	225	67	67	12	12	
DIV. I NON-CONF.	9- 3	62	10- 2	141	223	73	73	13	13	
TOTALS	RPI 1-25	RPI 26-50	W-L RECORDS	RPI 51-100	RPI 101-150	RPI 150+				
9- 3	0- 0	0- 1	OVERALL	1- 1	0- 1	9- 0				
8- 0	0- 0	0- 0	HOME	1- 0	0- 0	7- 0				
1- 3	0- 0	0- 1	AWAY	0- 1	0- 1	2- 0				
0- 0	0- 0	0- 0	NEUTRAL	0- 0	0- 0	0- 0				
9- 3	0- 0	0- 1	NON-CONFERENCE	1- 1	0- 1	9- 0				
8- 0	0- 0	0- 0	HOME	1- 0	0- 0	7- 0				
2- 3	0- 0	0- 1	AWAY	0- 1	0- 1	2- 0				
0- 0	0- 0	0- 0	NEUTRAL	0- 0	0- 0	0- 0				
0- 0	0- 0	0- 0	CONFERENCE	0- 0	0- 0	0- 0				
0- 0	0- 0	0- 0	HOME	0- 0	0- 0	0- 0				
0- 0	0- 0	0- 0	AWAY	0- 0	0- 0	0- 0				
0- 0	0- 0	0- 0	NEUTRAL	0- 0	0- 0	0- 0				

RPI	S	Opponent	Score	RPI	S	Opponent	Score	RPI	S	Opponent	Score	RPI	S	Opponent	Score
44	A	Duquesne	63 64	85	A	Stetson	62 71	90	H	Cincinnati	74 69	108	A	Temple	36 70
												171	A	Marshall	56 49
												181	A	Robert Morris	61 50
												196	H	Wright St.	70 63
												198	H	Massachusetts	81 56
												204	H	Indiana	77 72
												205	H	Iona	92 77
												223	H	Northeastern	75 55
												261	H	Eastern Ky.	60 55
												323	H	Chicago St.	74 60
LAST 12 Division I GAMES:															
196	H	Wright St.	70 63	181	A	Robert Morris	61 50								
261	H	Eastern Ky.	60 55	323	H	Chicago St.	74 60								
44	A	Duquesne	63 64	223	H	Northeastern	75 55								
205	H	Iona	92 77	90	H	Cincinnati	74 69								
85	A	Stetson	62 71	198	H	Massachusetts	81 56								
204	H	Indiana	77 72	171	A	Marshall	56 49								

Non-Div I Games:

Miami (OH)

Michigan

Through Games Of Sunday, January 1, 2012

Average RPI Win:	129	WON-LOST	WINNING	LAST 10	STRENGTH OF	OPP. STRENGTH	TEAM	ADJ.	CONF.	ADJ CONF.
Average RPI Loss:	42	RECORD	PCT. RANK	GAMES	SCHEDULE	OF SCHEDULE	RPI	RPI	RPI	RPI
DIV. I ONLY	12- 2	17	8- 2	38	28	9	9	3	3	
DIV. I NON-CONF.	11- 2	24	9- 2	30	48	10	10	3	3	
TOTALS	RPI 1-25	RPI 26-50	W-L RECORDS	RPI 51-100	RPI 101-150	RPI 150+				
12- 2	0- 1	2- 0	OVERALL	3- 1	2- 0	5- 0				
5- 0	0- 0	0- 0	HOME	1- 0	1- 0	3- 0				
4- 2	0- 1	1- 0	AWAY	1- 1	1- 0	1- 0				
3- 0	0- 0	1- 0	NEUTRAL	1- 0	0- 0	1- 0				
11- 2	0- 1	2- 0	NON-CONFERENCE	2- 1	2- 0	5- 0				
5- 0	0- 0	0- 0	HOME	1- 0	1- 0	3- 0				
3- 2	0- 1	1- 0	AWAY	0- 1	1- 0	1- 0				
3- 0	0- 0	1- 0	NEUTRAL	1- 0	0- 0	1- 0				
1- 0	0- 0	0- 0	CONFERENCE	1- 0	0- 0	0- 0				
0- 0	0- 0	0- 0	HOME	0- 0	0- 0	0- 0				
1- 0	0- 0	0- 0	AWAY	1- 0	0- 0	0- 0				
0- 0	0- 0	0- 0	NEUTRAL	0- 0	0- 0	0- 0				

RPI 1-25			RPI 26-50			RPI 51-100			RPI 101+		
RPI	S	Opponent	Score	RPI	S	Opponent	Score	RPI	S	Opponent	Score
6	A	Maryland	65 74	39	N	Washington St.	69 39	55	A	Illinois	70 50
				49	A	Florida	69 66	64	H	Iowa St.	56 49
								78	A	Eastern Mich.	64 77
								89	N	Marquette	71 51
								107	A	Seton Hall	51 47
								121	H	Illinois St.	76 59
								159	H	Utah	55 50
								162	H	Indiana St.	72 44
								214	H	Fla. Atlantic	73 51
								224	A	Detroit	61 51
								268	N	Prairie View	59 53
LAST 12 Division I GAMES:											
224	A	Detroit	61 51	55	A	Illinois	70 50	121	H	Illinois St.	76 59
64	H	Iowa St.	56 49	162	H	Indiana St.	72 44	78	A	Eastern Mich.	64 77
6	A	Maryland	65 74	107	A	Seton Hall	51 47	159	H	Utah	55 50
89	N	Marquette	71 51								
39	N	Washington St.	69 39								
268	N	Prairie View	59 53								

Non-Div I Games:

Michigan

■ Loss,
 ■ Non-Conf, S Site,
 ■ Home
 ■ Away
 N Neutral

Average RPI Win:	227	WON-LOST	WINNING	LAST 10	STRENGTH OF	OPP. STRENGTH	TEAM	ADJ.	CONF.	ADJ CONF.
Average RPI Loss:	59	RECORD	PCT. RANK	GAMES	SCHEDULE	OF SCHEDULE	RPI	RPI	RPI	RPI
DIV. I ONLY	9- 5	96	6- 4	166	137	114	114	3	3	
DIV. I NON-CONF.	8- 5	107	7- 4	153	139	106	106	3	3	
TOTALS	RPI 1-25	RPI 26-50	W-L RECORDS	RPI 51-100	RPI 101-150	RPI 150+				
9- 5	0- 2	0- 0	OVERALL	1- 2	0- 1	8- 0				
5- 1	0- 1	0- 0	HOME	1- 0	0- 0	4- 0				
2- 2	0- 0	0- 0	AWAY	0- 2	0- 0	2- 0				
2- 2	0- 1	0- 0	NEUTRAL	0- 0	0- 1	2- 0				
8- 5	0- 2	0- 0	NON-CONFERENCE	1- 2	0- 1	7- 0				
5- 1	0- 1	0- 0	HOME	1- 0	0- 0	4- 0				
1- 2	0- 0	0- 0	AWAY	0- 2	0- 0	1- 0				
2- 2	0- 1	0- 0	NEUTRAL	0- 0	0- 1	2- 0				
1- 0	0- 0	0- 0	CONFERENCE	0- 0	0- 0	1- 0				
0- 0	0- 0	0- 0	HOME	0- 0	0- 0	0- 0				
1- 0	0- 0	0- 0	AWAY	0- 0	0- 0	1- 0				
0- 0	0- 0	0- 0	NEUTRAL	0- 0	0- 0	0- 0				

RPI 1-25				RPI 26-50				RPI 51-100				RPI 101+ Team's RPI: 114			
RPI	S	Opponent	Score	RPI	S	Opponent	Score	RPI	S	Opponent	Score	RPI	S	Opponent	Score
16	N	Villanova	64 75					60	A	Texas	53 61	127	N	Pittsburgh	54 64
20	H	Miami (FL)	60 76					70	A	Fla. Gulf Coast	58 59	193	H	Oakland	67 42
								78	H	Eastern Mich.	60 59	204	A	Indiana	63 49
												224	H	Detroit	64 41
												228	A	Milwaukee	70 57
												250	N	Colorado St.	72 45
												267	H	IPFW	62 56
												279	N	N.C. A&T	113 60
												321	H	Western Mich.	80 45
LAST 12 Division I GAMES:															
224	H	Detroit	64 41	204	A	Indiana	63 49								
78	H	Eastern Mich.	60 59	127	N	Pittsburgh	54 64								
20	H	Miami (FL)	60 76	250	N	Colorado St.	72 45								
193	H	Oakland	67 42	60	A	Texas	53 61								
228	A	Milwaukee	70 57	321	H	Western Mich.	80 45								
70	A	Fla. Gulf Coast	58 59	267	H	IPFW	62 56								

Non-Div I Games:

Michigan St.

■ Loss,
 ■ Non-Conf,
 ■ S Site,
 ■ H Home
 ■ A Away
 N Neutral

Average RPI Win:	193	WON-LOST	WINNING	LAST 10	STRENGTH OF	OPP. STRENGTH	TEAM	ADJ.	CONF.	ADJ CONF.
Average RPI Loss:	27	RECORD	PCT. RANK	GAMES	SCHEDULE	OF SCHEDULE	RPI	RPI	RPI	RPI
DIV. I ONLY	10- 5	84	7- 3	90	38	73	73	22	22	
DIV. I NON-CONF.	8- 5	107	6- 4	100	13	72	72	20	20	
TOTALS	RPI 1-25	RPI 26-50	W-L RECORDS	RPI 51-100	RPI 101-150	RPI 150+				
10- 5	0- 2	0- 2	OVERALL	2- 1	1- 0	7- 0				
7- 2	0- 1	0- 0	HOME	1- 1	1- 0	5- 0				
2- 3	0- 1	0- 2	AWAY	0- 0	0- 0	2- 0				
1- 0	0- 0	0- 0	NEUTRAL	1- 0	0- 0	0- 0				
8- 5	0- 2	0- 2	NON-CONFERENCE	2- 1	1- 0	5- 0				
5- 2	0- 1	0- 0	HOME	1- 1	1- 0	3- 0				
2- 3	0- 1	0- 2	AWAY	0- 0	0- 0	2- 0				
1- 0	0- 0	0- 0	NEUTRAL	1- 0	0- 0	0- 0				
2- 0	0- 0	0- 0	CONFERENCE	0- 0	0- 0	2- 0				
2- 0	0- 0	0- 0	HOME	0- 0	0- 0	2- 0				
0- 0	0- 0	0- 0	AWAY	0- 0	0- 0	0- 0				
0- 0	0- 0	0- 0	NEUTRAL	0- 0	0- 0	0- 0				

RPI 1-25				RPI 26-50				RPI 51-100 Team's RPI: 73				RPI 101+			
RPI	S	Opponent	Score	RPI	S	Opponent	Score	RPI	S	Opponent	Score	RPI	S	Opponent	Score
2	A	Tennessee	43 82	26	A	Penn St.	49 65	51	H	Kentucky	70 58	102	H	South Dakota St.	59 49
15	H	Georgia Tech	47 58	37	A	James Madison	46 60	57	H	Arkansas	53 59	165	A	Xavier	65 49
								80	N	UNC Wilmington	79 60	185	H	FIU	58 53
												230	H	South Ala.	60 39
												238	A	East Tenn. St.	78 63
												286	H	Tennessee St.	94 53
												292	H	Austin Peay	69 63
												302	H	Tennessee Tech	74 55
LAST 12 Division I GAMES:															
15	H	Georgia Tech	47 58	230	H	South Ala.	60 39	51	H	Kentucky	70 58	185	H	FIU	58 53
165	A	Xavier	65 49	57	H	Arkansas	53 59	286	H	Tennessee St.	94 53	302	H	Tennessee Tech	74 55
292	H	Austin Peay	69 63	2	A	Tennessee	43 82	37	A	James Madison	46 60				
57	H	Arkansas	53 59	238	A	East Tenn. St.	78 63								

Non-Div I Games:

Middle Tenn.

■ Loss,
■ Non-Conf,
■ S Site,
■ H Home
■ A Away
N Neutral

Average RPI Win:	190	WON-LOST	WINNING	LAST 10	STRENGTH OF	OPP. STRENGTH	TEAM	ADJ.	CONF.	ADJ CONF.
Average RPI Loss:	134	RECORD	PCT. RANK	GAMES	SCHEDULE	OF SCHEDULE	RPI	RPI	RPI	RPI
DIV. I ONLY	4- 8	240	4- 6	177	103	228	228	13	13	
DIV. I NON-CONF.	4- 6	211	4- 6	162	88	218	218	16	16	
TOTALS	RPI 1-25	RPI 26-50	W-L RECORDS	RPI 51-100	RPI 101-150	RPI 150+				
4- 8	0- 1	0- 1	OVERALL	1- 0	1- 4	2- 2				
2- 4	0- 0	0- 0	HOME	1- 0	0- 3	1- 1				
2- 4	0- 1	0- 1	AWAY	0- 0	1- 1	1- 1				
0- 0	0- 0	0- 0	NEUTRAL	0- 0	0- 0	0- 0				
4- 6	0- 1	0- 1	NON-CONFERENCE	1- 0	1- 3	2- 1				
2- 2	0- 0	0- 0	HOME	1- 0	0- 2	1- 0				
2- 4	0- 1	0- 1	AWAY	0- 0	1- 1	1- 1				
0- 0	0- 0	0- 0	NEUTRAL	0- 0	0- 0	0- 0				
0- 2	0- 0	0- 0	CONFERENCE	0- 0	0- 1	0- 1				
0- 2	0- 0	0- 0	HOME	0- 0	0- 1	0- 1				
0- 0	0- 0	0- 0	AWAY	0- 0	0- 0	0- 0				
0- 0	0- 0	0- 0	NEUTRAL	0- 0	0- 0	0- 0				

RPI 1-25				RPI 26-50				RPI 51-100				RPI 101+ Team's RPI: 228			
RPI	S	Opponent	Score	RPI	S	Opponent	Score	RPI	S	Opponent	Score	RPI	S	Opponent	Score
5	A	Baylor	41 72	48	A	Oklahoma	50 72	96	H	Toledo	60 57	113	A	Bradley	71 67
												114	H	Michigan St.	57 70
												124	H	Wisconsin	51 68
												133	A	Drake	51 63
												134	H	Ill.-Chicago	41 67
												191	H	Loyola Chicago	73 81
												226	A	Western Ill.	79 66
												321	A	Western Mich.	63 69
												323	H	Chicago St.	79 48
LAST 12 Division I GAMES:															
48	A	Oklahoma	50 72	134	H	Ill.-Chicago	41 67								
5	A	Baylor	41 72	191	H	Loyola Chicago	73 81								
321	A	Western Mich.	63 69	96	H	Toledo	60 57								
113	A	Bradley	71 67	323	H	Chicago St.	79 48								
226	A	Western Ill.	79 66	133	A	Drake	51 63								
114	H	Michigan St.	57 70	124	H	Wisconsin	51 68								

Non-Div I Games:

Milwaukee

Average RPI Win:	223	WON-LOST	WINNING	LAST 10	STRENGTH OF	OPP. STRENGTH	TEAM	ADJ.	CONF.	ADJ CONF.
Average RPI Loss:	74	RECORD	PCT. RANK	GAMES	SCHEDULE	OF SCHEDULE	RPI	RPI	RPI	RPI
DIV. I ONLY	8- 7	163	6- 4	86	138	131	131	3	3	
DIV. I NON-CONF.	8- 6	129	6- 4	109	159	146	146	3	3	
TOTALS	RPI 1-25	RPI 26-50	W-L RECORDS	RPI 51-100	RPI 101-150	RPI 150+				
8- 7	0- 2	0- 1	OVERALL	1- 2	0- 1	8- 1				
6- 1	0- 1	0- 0	HOME	0- 0	0- 0	7- 0				
0- 3	0- 1	0- 0	AWAY	0- 1	0- 0	0- 1				
2- 3	0- 0	0- 1	NEUTRAL	1- 1	0- 1	1- 0				
8- 6	0- 1	0- 1	NON-CONFERENCE	1- 2	0- 1	7- 1				
6- 1	0- 1	0- 0	HOME	0- 0	0- 0	6- 0				
0- 2	0- 0	0- 0	AWAY	0- 1	0- 0	0- 1				
2- 3	0- 0	0- 1	NEUTRAL	1- 1	0- 1	1- 0				
1- 1	0- 1	0- 0	CONFERENCE	0- 0	0- 0	1- 0				
1- 0	0- 0	0- 0	HOME	0- 0	0- 0	1- 0				
0- 1	0- 1	0- 0	AWAY	0- 0	0- 0	0- 0				
0- 0	0- 0	0- 0	NEUTRAL	0- 0	0- 0	0- 0				

RPI	S	Opponent	Score	RPI	S	Opponent	Score	RPI	S	Opponent	Score	RPI	S	Opponent	Score	Team's RPI: 131
5	H	Baylor	60 89	41	N	Florida St.	56 68	57	N	Arkansas	68 60	132	N	South Fla.	52 60	
23	A	Purdue	53 57					58	N	Quinnipiac	62 64	163	A	Denver	63 72	
								95	A	Wake Forest	65 82	202	H	Harvard	79 53	
												204	H	Indiana	84 43	
												215	N	Virginia Tech	65 64	
												232	H	Binghamton	65 40	
												244	H	Alcorn St.	75 46	
												251	H	North Dakota St.	80 41	
												273	H	Air Force	81 46	
												325	H	NJIT	71 47	
LAST 12 Division I GAMES:																
244	H	Alcorn St.	75 46	204	H	Indiana	84 43									
202	H	Harvard	79 53	23	A	Purdue	53 57									
273	H	Air Force	81 46	325	H	NJIT	71 47									
5	H	Baylor	60 89	163	A	Denver	63 72									
95	A	Wake Forest	65 82	58	N	Quinnipiac	62 64									
215	N	Virginia Tech	65 64	251	H	North Dakota St.	80 41									

Non-Div I Games:

Minnesota

Average RPI Win:	221	WON-LOST	WINNING	LAST 10	STRENGTH OF	OPP. STRENGTH	TEAM	ADJ.	CONF.	ADJ CONF.
Average RPI Loss:	94	RECORD	PCT. RANK	GAMES	SCHEDULE	OF SCHEDULE	RPI	RPI	RPI	RPI
DIV. I ONLY	10- 3	46	7- 3	284	83	109	109	4	4	
DIV. I NON-CONF.	10- 3	52	9- 3	287	87	108	108	4	4	
TOTALS	RPI 1-25	RPI 26-50	W-L RECORDS	RPI 51-100	RPI 101-150	RPI 150+				
10- 3	0- 1	1- 0	OVERALL	0- 1	1- 0	8- 1				
8- 0	0- 0	1- 0	HOME	0- 0	1- 0	6- 0				
2- 2	0- 1	0- 0	AWAY	0- 0	0- 0	2- 1				
0- 1	0- 0	0- 0	NEUTRAL	0- 1	0- 0	0- 0				
10- 3	0- 1	1- 0	NON-CONFERENCE	0- 1	1- 0	8- 1				
8- 0	0- 0	1- 0	HOME	0- 0	1- 0	6- 0				
2- 2	0- 1	0- 0	AWAY	0- 0	0- 0	2- 1				
0- 1	0- 0	0- 0	NEUTRAL	0- 1	0- 0	0- 0				
0- 0	0- 0	0- 0	CONFERENCE	0- 0	0- 0	0- 0				
0- 0	0- 0	0- 0	HOME	0- 0	0- 0	0- 0				
0- 0	0- 0	0- 0	AWAY	0- 0	0- 0	0- 0				
0- 0	0- 0	0- 0	NEUTRAL	0- 0	0- 0	0- 0				

RPI 1-25				RPI 26-50				RPI 51-100				RPI 101+ Team's RPI: 109			
RPI	S	Opponent	Score	RPI	S	Opponent	Score	RPI	S	Opponent	Score	RPI	S	Opponent	Score
7	A	Texas A&M	47 93	42	H	Tulane	70 55	68	N	Oklahoma St.	71 78	136	H	Mississippi Val.	64 47
												165	H	Xavier	71 65
												207	A	Louisiana Tech	62 63
												230	H	South Ala.	63 47
												236	A	Savannah St.	56 42
												244	H	Alcorn St.	66 48
												270	H	Southern Miss.	71 57
												274	H	La.-Lafayette	72 38
												278	A	Nevada	67 63
												336	H	Jacksonville St.	78 41
LAST 12 Division I GAMES:															
207	A	Louisiana Tech	62 63	278	A	Nevada	67 63								
42	H	Tulane	70 55	68	N	Oklahoma St.	71 78								
230	H	South Ala.	63 47	274	H	La.-Lafayette	72 38								
236	A	Savannah St.	56 42	270	H	Southern Miss.	71 57								
136	H	Mississippi Val.	64 47	244	H	Alcorn St.	66 48								
7	A	Texas A&M	47 93	165	H	Xavier	71 65								

Non-Div I Games:

Mississippi St.

Average RPI Win:	0	WON-LOST	WINNING	LAST 10	STRENGTH OF	OPP. STRENGTH	TEAM	ADJ.	CONF.	ADJ CONF.
Average RPI Loss:	59	RECORD	PCT. RANK	GAMES	SCHEDULE	OF SCHEDULE	RPI	RPI	RPI	RPI
DIV. I ONLY	0- 8	337	0- 8	1	175	136	136	30	30	
DIV. I NON-CONF.	0- 8	337	0- 8	1	174	135	135	30	30	

TOTALS	RPI 1-25	RPI 26-50	W-L RECORDS	RPI 51-100	RPI 101-150	RPI 150+				
0- 8	0- 1	0- 1	OVERALL	0- 5	0- 1	0- 0				
0- 0	0- 0	0- 0	HOME	0- 0	0- 0	0- 0				
0- 8	0- 1	0- 1	AWAY	0- 5	0- 1	0- 0				
0- 0	0- 0	0- 0	NEUTRAL	0- 0	0- 0	0- 0				
0- 8	0- 1	0- 1	NON-CONFERENCE	0- 5	0- 1	0- 0				
0- 0	0- 0	0- 0	HOME	0- 0	0- 0	0- 0				
0- 8	0- 1	0- 1	AWAY	0- 5	0- 1	0- 0				
0- 0	0- 0	0- 0	NEUTRAL	0- 0	0- 0	0- 0				
0- 0	0- 0	0- 0	CONFERENCE	0- 0	0- 0	0- 0				
0- 0	0- 0	0- 0	HOME	0- 0	0- 0	0- 0				
0- 0	0- 0	0- 0	AWAY	0- 0	0- 0	0- 0				
0- 0	0- 0	0- 0	NEUTRAL	0- 0	0- 0	0- 0				

RPI 1-25				RPI 26-50				RPI 51-100				RPI 101+ Team's RPI: 136			
RPI	S	Opponent	Score	RPI	S	Opponent	Score	RPI	S	Opponent	Score	RPI	S	Opponent	Score
5	A	Baylor	55 93	34	A	Nebraska	53 99	51	A	Kentucky	51 90	109	A	Mississippi St.	47 64
								57	A	Arkansas	40 59				
								63	A	Iowa	80 86				
								64	A	Iowa St.	47 77				
								89	A	Marquette	61 69				
LAST 12 Division I GAMES:															
51	A	Kentucky	51 90	5	A	Baylor	55 93	57	A	Arkansas	40 59				
109	A	Mississippi St.	47 64	63	A	Iowa	80 86	64	A	Iowa St.	47 77				
34	A	Nebraska	53 99												
89	A	Marquette	61 69												

Non-Div I Games: Talladega 63 33 Concordia-Selma 76 43

Mississippi Val.

Average RPI Win:	228	WON-LOST	WINNING	LAST 10	STRENGTH OF	OPP. STRENGTH	TEAM	ADJ.	CONF.	ADJ CONF.
Average RPI Loss:	30	RECORD	PCT. RANK	GAMES	SCHEDULE	OF SCHEDULE	RPI	RPI	RPI	RPI
DIV. I ONLY	10- 1	13	9- 1	200	256	69	69	1	1	
DIV. I NON-CONF.	10- 1	13	10- 1	205	257	75	75	1	1	
TOTALS	RPI 1-25	RPI 26-50	W-L RECORDS	RPI 51-100	RPI 101-150	RPI 150+				
10- 1	0- 0	0- 1	OVERALL	1- 0	1- 0	8- 0				
7- 1	0- 0	0- 1	HOME	1- 0	1- 0	5- 0				
3- 0	0- 0	0- 0	AWAY	0- 0	0- 0	3- 0				
0- 0	0- 0	0- 0	NEUTRAL	0- 0	0- 0	0- 0				
10- 1	0- 0	0- 1	NON-CONFERENCE	1- 0	1- 0	8- 0				
7- 1	0- 0	0- 1	HOME	1- 0	1- 0	5- 0				
3- 0	0- 0	0- 0	AWAY	0- 0	0- 0	3- 0				
0- 0	0- 0	0- 0	NEUTRAL	0- 0	0- 0	0- 0				
0- 0	0- 0	0- 0	CONFERENCE	0- 0	0- 0	0- 0				
0- 0	0- 0	0- 0	HOME	0- 0	0- 0	0- 0				
0- 0	0- 0	0- 0	AWAY	0- 0	0- 0	0- 0				
0- 0	0- 0	0- 0	NEUTRAL	0- 0	0- 0	0- 0				

RPI S	Opponent	Score	RPI S	Opponent	Score	RPI S	Opponent	Score	RPI S	Opponent	Score
			30	H Northwestern	70 74						
						94	H Eastern Ill.	56 54			
									125	H Memphis	58 48
									164	H Sam Houston St.	66 48
									196	H Wright St.	92 62
									243	H North Dakota	69 52
									282	A UTSA	70 50
									283	A Saint Louis	68 56
									293	H North Florida	67 46
									294	H Evansville	74 51
									310	A A&M-Corpus Christi	75 58
LAST 12 Division I GAMES:											
			164	H Sam Houston St.	66 48				294	H Evansville	74 51
			125	H Memphis	58 48				243	H North Dakota	69 52
			283	A Saint Louis	68 56				94	H Eastern Ill.	56 54
			310	A A&M-Corpus Christi	75 58				30	H Northwestern	70 74
			282	A UTSA	70 50				196	H Wright St.	92 62
									293	H North Florida	67 46

Non-Div I Games:

Missouri

Midcourt 50:				Through Games Of Sunday, Sunday 17, 2012						
Average RPI Win:	181	WON-LOST	WINNING	LAST 10	STRENGTH OF	OPP. STRENGTH	TEAM	ADJ.	CONF.	ADJ CONF.
Average RPI Loss:	64	RECORD	PCT. RANK	GAMES	SCHEDULE	OF SCHEDULE	RPI	RPI	RPI	RPI
DIV. I ONLY	8- 4	84	7- 3	97	78	59	59	10	10	
DIV. I NON-CONF.	7- 3	85	7- 3	124	67	71	71	10	10	
TOTALS	RPI 1-25	RPI 26-50	W-L RECORDS	RPI 51-100	RPI 101-150	RPI 150+				
8- 4	0- 1	0- 1	OVERALL	0- 1	3- 1	5- 0				
4- 1	0- 0	0- 1	HOME	0- 0	1- 0	3- 0				
4- 3	0- 1	0- 0	AWAY	0- 1	2- 1	2- 0				
0- 0	0- 0	0- 0	NEUTRAL	0- 0	0- 0	0- 0				
7- 3	0- 1	0- 1	NON-CONFERENCE	0- 1	2- 0	5- 0				
4- 1	0- 0	0- 1	HOME	0- 0	1- 0	3- 0				
3- 2	0- 1	0- 0	AWAY	0- 1	1- 0	2- 0				
0- 0	0- 0	0- 0	NEUTRAL	0- 0	0- 0	0- 0				
1- 1	0- 0	0- 0	CONFERENCE	0- 0	1- 1	0- 0				
0- 0	0- 0	0- 0	HOME	0- 0	0- 0	0- 0				
1- 1	0- 0	0- 0	AWAY	0- 0	1- 1	0- 0				
0- 0	0- 0	0- 0	NEUTRAL	0- 0	0- 0	0- 0				

RPI 1-25				RPI 26-50				RPI 51-100				Team's RPI: 59				RPI 101+			
RPI	S	Opponent	Score	RPI	S	Opponent	Score	RPI	S	Opponent	Score	RPI	S	Opponent	Score	RPI	S	Opponent	Score
18	A	Kansas St.	63 65	27	H	Louisville	64 73	68	A	Oklahoma St.	57 80	111	H	North Texas	78 67				
												113	A	Bradley	79 70				
												119	A	Oral Roberts	85 79				
												143	A	UNI	54 62				
												180	H	UALR	73 50				
												199	H	Morgan St.	104 74				
												207	A	Louisiana Tech	78 65				
												238	H	East Tenn. St.	81 70				
												280	A	Arkansas St.	77 68				
LAST 12 Division I GAMES:																			
				143	A	UNI	54 62	199	H	Morgan St.	104 74								
				113	A	Bradley	79 70	111	H	North Texas	78 67								
				280	A	Arkansas St.	77 68	68	A	Oklahoma St.	57 80								
				18	A	Kansas St.	63 65	238	H	East Tenn. St.	81 70								
				27	H	Louisville	64 73	180	H	UALR	73 50								
				207	A	Louisiana Tech	78 65	119	A	Oral Roberts	85 79								

Non-Div I Games:

Missouri St.

Loss, Non-Conf, S Site, H Home A Away N Neutral

Average RPI Win:	214	WON-LOST	WINNING	LAST 10	STRENGTH OF	OPP. STRENGTH	TEAM	ADJ.	CONF.	ADJ CONF.
Average RPI Loss:	168	RECORD	PCT. RANK	GAMES	SCHEDULE	OF SCHEDULE	RPI	RPI	RPI	RPI
DIV. I ONLY	5- 8	219	5- 5	194	251	237	237	20	20	
DIV. I NON-CONF.	5- 6	188	5- 5	198	236	235	235	21	21	
TOTALS	RPI 1-25	RPI 26-50	W-L RECORDS	RPI 51-100	RPI 101-150	RPI 150+				
5- 8	1- 1	0- 0	OVERALL	0- 1	0- 1	4- 5				
3- 2	1- 0	0- 0	HOME	0- 0	0- 1	2- 1				
0- 6	0- 1	0- 0	AWAY	0- 1	0- 0	0- 4				
2- 0	0- 0	0- 0	NEUTRAL	0- 0	0- 0	2- 0				
5- 6	1- 1	0- 0	NON-CONFERENCE	0- 1	0- 1	4- 3				
3- 2	1- 0	0- 0	HOME	0- 0	0- 1	2- 1				
0- 4	0- 1	0- 0	AWAY	0- 1	0- 0	0- 2				
2- 0	0- 0	0- 0	NEUTRAL	0- 0	0- 0	2- 0				
0- 2	0- 0	0- 0	CONFERENCE	0- 0	0- 0	0- 2				
0- 0	0- 0	0- 0	HOME	0- 0	0- 0	0- 0				
0- 2	0- 0	0- 0	AWAY	0- 0	0- 0	0- 2				
0- 0	0- 0	0- 0	NEUTRAL	0- 0	0- 0	0- 0				

RPI S	Opponent	Score	RPI S	Opponent	Score	RPI S	Opponent	Score	RPI S	Opponent	Score	Team's RPI: 237
16	H Villanova	49 48				95	A Wake Forest	54 88	147	H UMBC	64 68	
17	A Georgetown	44 64							175	A Saint Francis (PA)	69 82	
									181	A Robert Morris	54 57	
									203	N Lehigh	75 73	
									209	N Lafayette	58 54	
									225	A Manhattan	59 71	
									239	H Winthrop	54 88	
									265	A East Carolina	52 75	
									303	H Norfolk St.	69 62	
									339	H Saint Peter's	73 64	
LAST 12 Division I GAMES:												
16	H Villanova	49 48	239	H Winthrop	54 88							
303	H Norfolk St.	69 62	339	H Saint Peter's	73 64							
225	A Manhattan	59 71	175	A Saint Francis (PA)	69 82							
203	N Lehigh	75 73	181	A Robert Morris	54 57							
17	A Georgetown	44 64	265	A East Carolina	52 75							
95	A Wake Forest	54 88	209	N Lafayette	58 54							

Non-Div I Games:

Monmouth

Montana

Through Games Of Sunday, January 1, 2012

Average RPI Win:	236	WON-LOST	WINNING	LAST 10	STRENGTH OF	OPP. STRENGTH	TEAM	ADJ.	CONF.	ADJ CONF.
Average RPI Loss:	140	RECORD	PCT. RANK	GAMES	SCHEDULE	OF SCHEDULE	RPI	RPI	RPI	RPI
DIV. I ONLY	5- 6	194	5- 4	235	204	231	231	19	19	
DIV. I NON-CONF.	5- 6	188	5- 4	239	203	230	230	18	18	
TOTALS	RPI 1-25	RPI 26-50	W-L RECORDS	RPI 51-100	RPI 101-150	RPI 150+				
5- 6	0- 1	0- 1	OVERALL	0- 0	1- 1	5- 3				
4- 1	0- 0	0- 0	HOME	0- 0	0- 0	4- 1				
1- 3	0- 1	0- 0	AWAY	0- 0	1- 1	1- 1				
0- 2	0- 0	0- 1	NEUTRAL	0- 0	0- 0	0- 1				
5- 6	0- 1	0- 1	NON-CONFERENCE	0- 0	0- 1	5- 3				
4- 1	0- 0	0- 0	HOME	0- 0	0- 0	4- 1				
1- 3	0- 1	0- 0	AWAY	0- 0	0- 1	1- 1				
0- 2	0- 0	0- 1	NEUTRAL	0- 0	0- 0	0- 1				
1- 0	0- 0	0- 0	CONFERENCE	0- 0	1- 0	0- 0				
0- 0	0- 0	0- 0	HOME	0- 0	0- 0	0- 0				
1- 0	0- 0	0- 0	AWAY	0- 0	1- 0	0- 0				
0- 0	0- 0	0- 0	NEUTRAL	0- 0	0- 0	0- 0				

RPI S	Opponent	Score	RPI S	Opponent	Score	RPI S	Opponent	Score	RPI S	Opponent	Score	Team's RPI: 231
19 A	Gonzaga	54 70	40 N	St. Mary's (CA)	65 67				110 A	Eastern Wash.	53 46	
									140 A	Portland	46 55	
									163 A	Denver	52 53	
									178 H	Utah St.	61 60	
									218 N	Samford	45 59	
									243 H	North Dakota	60 39	
									257 H	CSU Bakersfield	56 64	
									270 H	Southern Miss.	79 64	
									297 H	Idaho	64 57	
									320 A	Wyoming	69 59	
LAST 12 Division I GAMES:												
110 A	Eastern Wash.	53 46	19 A	Gonzaga	54 70							
243 H	North Dakota	60 39	257 H	CSU Bakersfield	56 64							
270 H	Southern Miss.	79 64	163 A	Denver	52 53							
297 H	Idaho	64 57	320 A	Wyoming	69 59							
40 N	St. Mary's (CA)	65 67	178 H	Utah St.	61 60							
218 N	Samford	45 59	140 A	Portland	46 55							

Non-Div I Games: Montana Western 70 50 Montana Tech 76 45

Montana

Loss, Non-Conf, S Site, H Home A Away N Neutral

Average RPI Win:	211	WON-LOST	WINNING	LAST 10	STRENGTH OF	OPP. STRENGTH	TEAM	ADJ.	CONF.	ADJ CONF.
Average RPI Loss:	78	RECORD	PCT. RANK	GAMES	SCHEDULE	OF SCHEDULE	RPI	RPI	RPI	RPI
DIV. I ONLY	7- 5	120	6- 4	213	32	120	120	19	19	
DIV. I NON-CONF.	6- 4	116	5- 3	220	31	122	122	18	18	
TOTALS	RPI 1-25	RPI 26-50	W-L RECORDS	RPI 51-100	RPI 101-150	RPI 150+				
7- 5	0- 1	0- 0	OVERALL	0- 2	1- 2	6- 0				
3- 0	0- 0	0- 0	HOME	0- 0	0- 0	3- 0				
3- 2	0- 0	0- 0	AWAY	0- 1	1- 1	2- 0				
1- 3	0- 1	0- 0	NEUTRAL	0- 1	0- 1	1- 0				
6- 4	0- 1	0- 0	NON-CONFERENCE	0- 2	1- 1	5- 0				
3- 0	0- 0	0- 0	HOME	0- 0	0- 0	3- 0				
2- 1	0- 0	0- 0	AWAY	0- 1	1- 0	1- 0				
1- 3	0- 1	0- 0	NEUTRAL	0- 1	0- 1	1- 0				
1- 1	0- 0	0- 0	CONFERENCE	0- 0	0- 1	1- 0				
0- 0	0- 0	0- 0	HOME	0- 0	0- 0	0- 0				
1- 1	0- 0	0- 0	AWAY	0- 0	0- 1	1- 0				
0- 0	0- 0	0- 0	NEUTRAL	0- 0	0- 0	0- 0				

RPI 1-25				RPI 26-50				RPI 51-100				RPI 101+ Team's RPI: 120			
RPI	S	Opponent	Score	RPI	S	Opponent	Score	RPI	S	Opponent	Score	RPI	S	Opponent	Score
21	N	Georgia	49 63					55	N	Illinois	56 68	110	A	Eastern Wash.	73 79
								79	A	Oregon St.	53 83	124	N	Wisconsin	61 71
												140	A	Portland	66 53
												154	A	Portland St.	95 83
												178	H	Utah St.	78 61
												243	A	North Dakota	67 63
												243	H	North Dakota	70 54
												250	H	Colorado St.	87 69
												269	N	Valparaiso	71 55
LAST 12 Division I GAMES:															
				154	A	Portland St.	95 83	21	N	Georgia	49 63				
				110	A	Eastern Wash.	73 79	55	N	Illinois	56 68				
				243	H	North Dakota	70 54	243	A	North Dakota	67 63				
				124	N	Wisconsin	61 71	178	H	Utah St.	78 61				
				79	A	Oregon St.	53 83	250	H	Colorado St.	87 69				
				140	A	Portland	66 53	269	N	Valparaiso	71 55				

Non-Div I Games: Col. of Idaho 99 50 Montana Western 83 50

Montana St.

Loss, Non-Conf, S Site, H Home A Away N Neutral

Average RPI Win:	244	WON-LOST	WINNING	LAST 10	STRENGTH OF	OPP. STRENGTH	TEAM	ADJ.	CONF.	ADJ CONF.
Average RPI Loss:	182	RECORD	PCT. RANK	GAMES	SCHEDULE	OF SCHEDULE	RPI	RPI	RPI	RPI
DIV. I ONLY	5- 9	231	4- 6	261	261	288	288	32	32	
DIV. I NON-CONF.	3- 9	270	2- 8	197	259	259	259	32	32	
TOTALS	RPI 1-25	RPI 26-50	W-L RECORDS	RPI 51-100	RPI 101-150	RPI 150+				
5- 9	0- 0	0- 1	OVERALL	0- 2	0- 0	5- 6				
4- 3	0- 0	0- 0	HOME	0- 2	0- 0	4- 1				
1- 5	0- 0	0- 1	AWAY	0- 0	0- 0	1- 4				
0- 1	0- 0	0- 0	NEUTRAL	0- 0	0- 0	0- 1				
3- 9	0- 0	0- 1	NON-CONFERENCE	0- 2	0- 0	3- 6				
3- 3	0- 0	0- 0	HOME	0- 2	0- 0	3- 1				
0- 5	0- 0	0- 1	AWAY	0- 0	0- 0	0- 4				
0- 1	0- 0	0- 0	NEUTRAL	0- 0	0- 0	0- 1				
2- 0	0- 0	0- 0	CONFERENCE	0- 0	0- 0	2- 0				
1- 0	0- 0	0- 0	HOME	0- 0	0- 0	1- 0				
1- 0	0- 0	0- 0	AWAY	0- 0	0- 0	1- 0				
0- 0	0- 0	0- 0	NEUTRAL	0- 0	0- 0	0- 0				

RPI 1-25				RPI 26-50				RPI 51-100				RPI 101+				Team's RPI: 288	
RPI	S	Opponent	Score	RPI	S	Opponent	Score	RPI	S	Opponent	Score	RPI	S	Opponent	Score		
				44	A	Duquesne	53 86	51	H	Kentucky	60 96	165	A	Xavier	66 71		
								93	H	UAB	47 70	171	H	Marshall	66 83		
												181	H	Robert Morris	75 69		
												196	H	Wright St.	78 63		
												233	H	Ohio	62 57		
												238	A	East Tenn. St.	57 68		
												246	A	New Mexico	52 69		
												292	H	Austin Peay	74 67		
												297	N	Idaho	45 71		
												319	A	Southeast Mo. St.	61 57		
												333	A	Kent St.	64 65		
LAST 12 Division I GAMES:																	
292	H	Austin Peay	74 67	181	H	Robert Morris	75 69										
319	A	Southeast Mo. St.	61 57	44	A	Duquesne	53 86										
238	A	East Tenn. St.	57 68	165	A	Xavier	66 71										
246	A	New Mexico	52 69	196	H	Wright St.	78 63										
171	H	Marshall	66 83	93	H	UAB	47 70										
333	A	Kent St.	64 65	297	N	Idaho	45 71										

Non-Div I Games:

Morehead St.

■ Loss,
 ■ Non-Conf,
 S Site,
 ■ Home
 ■ Away
 N Neutral

Average RPI Win:	296	WON-LOST	WINNING	LAST 10	STRENGTH OF	OPP. STRENGTH	TEAM	ADJ.	CONF.	ADJ CONF.
Average RPI Loss:	101	RECORD	PCT. RANK	GAMES	SCHEDULE	OF SCHEDULE	RPI	RPI	RPI	RPI
DIV. I ONLY	2- 9	301	2- 8	89	174	199	199	27	27	
DIV. I NON-CONF.	2- 9	294	2- 9	92	172	204	204	24	24	
TOTALS	RPI 1-25	RPI 26-50	W-L RECORDS	RPI 51-100	RPI 101-150	RPI 150+				
2- 9	0- 0	0- 1	OVERALL	0- 4	0- 3	2- 1				
0- 0	0- 0	0- 0	HOME	0- 0	0- 0	0- 0				
2- 7	0- 0	0- 1	AWAY	0- 4	0- 1	2- 1				
0- 2	0- 0	0- 0	NEUTRAL	0- 0	0- 2	0- 0				
2- 9	0- 0	0- 1	NON-CONFERENCE	0- 4	0- 3	2- 1				
0- 0	0- 0	0- 0	HOME	0- 0	0- 0	0- 0				
2- 7	0- 0	0- 1	AWAY	0- 4	0- 1	2- 1				
0- 2	0- 0	0- 0	NEUTRAL	0- 0	0- 2	0- 0				
0- 0	0- 0	0- 0	CONFERENCE	0- 0	0- 0	0- 0				
0- 0	0- 0	0- 0	HOME	0- 0	0- 0	0- 0				
0- 0	0- 0	0- 0	AWAY	0- 0	0- 0	0- 0				
0- 0	0- 0	0- 0	NEUTRAL	0- 0	0- 0	0- 0				

RPI 1-25			RPI 26-50			RPI 51-100			RPI 101+			Team's RPI: 199
RPI	S	Opponent	Score	RPI	S	Opponent	Score	RPI	S	Opponent	Score	
				30	A	Northwestern	74 87	57	A	Arkansas	50 81	105 N Holy Cross 66 73
								59	A	Missouri St.	74 104	126 N VCU 52 73
								62	A	St. Bonaventure	55 79	147 A UMBC 50 72
								90	A	Cincinnati	60 64	235 A Stony Brook 48 65
												264 A George Washington 73 68
												328 A Bucknell 54 52
LAST 12 Division I GAMES:												
105	N	Holy Cross	66 73	57	A	Arkansas	50 81	59	A	Missouri St.	74 104	
126	N	VCU	52 73	30	A	Northwestern	74 87	90	A	Cincinnati	60 64	
235	A	Stony Brook	48 65	90	A	Cincinnati	60 64	328	A	Bucknell	54 52	
264	A	George Washington	73 68	62	A	St. Bonaventure	55 79					
147	A	UMBC	50 72									

Non-Div I Games:

Morgan St.

Not Yet Rated				Through Games Of Sunday, January 17, 2015					
Average RPI Win: 220	WON-LOST	WINNING	LAST 10	STRENGTH OF	OPP. STRENGTH	TEAM	ADJ.	CONF.	ADJ CONF.
Average RPI Loss: 129	RECORD	PCT. RANK	GAMES	SCHEDULE	OF SCHEDULE	RPI	RPI	RPI	RPI
DIV. I ONLY	6- 6	164	5- 5	134	253	167	167	20	20
DIV. I NON-CONF.	4- 6	211	4- 6	133	206	158	158	21	21

TOTALS	RPI 1-25	RPI 26-50	W-L RECORDS	RPI 51-100	RPI 101-150	RPI 150+			
6- 6	0- 0	0- 1	OVERALL	1- 1	0- 2	5- 2			
5- 1	0- 0	0- 0	HOME	1- 0	0- 1	4- 0			
1- 5	0- 0	0- 1	AWAY	0- 1	0- 1	1- 2			
0- 0	0- 0	0- 0	NEUTRAL	0- 0	0- 0	0- 0			
4- 6	0- 0	0- 1	NON-CONFERENCE	0- 1	0- 2	4- 2			
3- 1	0- 0	0- 0	HOME	0- 0	0- 1	3- 0			
1- 5	0- 0	0- 1	AWAY	0- 1	0- 1	1- 2			
0- 0	0- 0	0- 0	NEUTRAL	0- 0	0- 0	0- 0			
2- 0	0- 0	0- 0	CONFERENCE	1- 0	0- 0	1- 0			
2- 0	0- 0	0- 0	HOME	1- 0	0- 0	1- 0			
0- 0	0- 0	0- 0	AWAY	0- 0	0- 0	0- 0			
0- 0	0- 0	0- 0	NEUTRAL	0- 0	0- 0	0- 0			

RPI 1-25				RPI 26-50				RPI 51-100				RPI 101+				Team's RPI: 167	
RPI	S	Opponent	Score	RPI	S	Opponent	Score	RPI	S	Opponent	Score	RPI	S	Opponent	Score		
				32	A	Towson	70 71	72	H	Long Island	44 43	115	H	Rider	44 53		
								83	A	West Virginia	32 94	127	A	Pittsburgh	45 58		
												153	H	Loyola Maryland	59 54		
												184	A	American	62 77		
												186	A	Md.-East. Shore	63 44		
												232	A	Binghamton	43 52		
												240	H	Navy	52 45		
												328	H	Bucknell	58 46		
												341	H	St. Francis (NY)	70 48		
LAST 12 Division I GAMES:																	
				328	H	Bucknell	58 46	341	H	St. Francis (NY)	70 48						
				115	H	Rider	44 53	72	H	Long Island	44 43						
				83	A	West Virginia	32 94	127	A	Pittsburgh	45 58						
				153	H	Loyola Maryland	59 54	240	H	Navy	52 45						
				186	A	Md.-East. Shore	63 44	32	A	Towson	70 71						
				232	A	Binghamton	43 52	184	A	American	62 77						

Non-Div I Games:

Mt. St. Mary's

Loss, Non-Conf, S Site, H Home A Away N Neutral

Average RPI Win:	299	WON-LOST	WINNING	LAST 10	STRENGTH OF	OPP. STRENGTH	TEAM	ADJ.	CONF.	ADJ CONF.
Average RPI Loss:	202	RECORD	PCT. RANK	GAMES	SCHEDULE	OF SCHEDULE	RPI	RPI	RPI	RPI
DIV. I ONLY	3- 8	267	2- 8	333	249	316	316	32	32	
DIV. I NON-CONF.	2- 8	288	1- 8	327	241	315	315	32	32	
TOTALS	RPI 1-25	RPI 26-50	W-L RECORDS	RPI 51-100	RPI 101-150	RPI 150+				
3- 8	0- 0	0- 1	OVERALL	0- 1	0- 0	3- 7				
2- 0	0- 0	0- 0	HOME	0- 0	0- 0	2- 0				
1- 7	0- 0	0- 1	AWAY	0- 1	0- 0	1- 6				
0- 1	0- 0	0- 0	NEUTRAL	0- 0	0- 0	0- 1				
2- 8	0- 0	0- 1	NON-CONFERENCE	0- 0	0- 0	2- 7				
2- 0	0- 0	0- 0	HOME	0- 0	0- 0	2- 0				
0- 7	0- 0	0- 1	AWAY	0- 0	0- 0	0- 6				
0- 1	0- 0	0- 0	NEUTRAL	0- 0	0- 0	0- 1				
1- 1	0- 0	0- 0	CONFERENCE	0- 1	0- 0	1- 0				
0- 0	0- 0	0- 0	HOME	0- 0	0- 0	0- 0				
1- 1	0- 0	0- 0	AWAY	0- 1	0- 0	1- 0				
0- 0	0- 0	0- 0	NEUTRAL	0- 0	0- 0	0- 0				

RPI S	Opponent	Score	RPI S	Opponent	Score	RPI S	Opponent	Score	RPI S	Opponent	Score	Team's RPI: 316
27	A Louisville	62 105	94	A Eastern Ill.	51 76	168	A Alabama A&M	71 76	187	A Ole Miss	59 64	
						204	A Indiana	67 70	275	A Ball St.	72 81	
						283	A Saint Louis	49 59	283	H Saint Louis	78 64	
						284	N Cleveland St.	61 68	294	A Evansville	48 78	
						294	H Evansville	76 61	319	A Southeast Mo. St.	80 75	
LAST 12 Division I GAMES:												
94	A Eastern Ill.	51 76	294	A Evansville	48 78							
319	A Southeast Mo. St.	80 75	283	H Saint Louis	78 64							
284	N Cleveland St.	61 68	27	A Louisville	62 105							
187	A Ole Miss	59 64	283	A Saint Louis	49 59							
204	A Indiana	67 70	168	A Alabama A&M	71 76							
294	H Evansville	76 61	275	A Ball St.	72 81							

Non-Div I Games: Mid-Continent 103 48

Murray St.

Average RPI Win:	274	WON-LOST	WINNING	LAST 10	STRENGTH OF	OPP. STRENGTH	TEAM	ADJ.	CONF.	ADJ CONF.
Average RPI Loss:	149	RECORD	PCT. RANK	GAMES	SCHEDULE	OF SCHEDULE	RPI	RPI	RPI	RPI
DIV. I ONLY	4- 7	224	3- 6	303	235	279	279	27	27	
DIV. I NON-CONF.	3- 7	256	3- 6	262	192	244	244	24	24	
TOTALS	RPI 1-25	RPI 26-50	W-L RECORDS	RPI 51-100	RPI 101-150	RPI 150+				
4- 7	0- 1	0- 0	OVERALL	0- 2	0- 2	4- 3				
3- 0	0- 0	0- 0	HOME	0- 1	0- 0	3- 0				
1- 6	0- 1	0- 0	AWAY	0- 1	0- 1	1- 3				
0- 1	0- 0	0- 0	NEUTRAL	0- 0	0- 1	0- 0				
3- 7	0- 1	0- 0	NON-CONFERENCE	0- 2	0- 2	3- 3				
3- 1	0- 0	0- 0	HOME	0- 1	0- 0	3- 0				
0- 6	0- 1	0- 0	AWAY	0- 1	0- 1	0- 3				
0- 1	0- 0	0- 0	NEUTRAL	0- 0	0- 1	0- 0				
1- 0	0- 0	0- 0	CONFERENCE	0- 0	0- 0	1- 0				
0- 0	0- 0	0- 0	HOME	0- 0	0- 0	0- 0				
1- 0	0- 0	0- 0	AWAY	0- 0	0- 0	1- 0				
0- 0	0- 0	0- 0	NEUTRAL	0- 0	0- 0	0- 0				

RPI 1-25				RPI 26-50				RPI 51-100				RPI 101+ Team's RPI: 279			
RPI	S	Opponent	Score	RPI	S	Opponent	Score	RPI	S	Opponent	Score	RPI	S	Opponent	Score
15	A	Georgia Tech	57 74					80	H	UNC Wilmington	63 90	114	N	Michigan St.	60 113
								97	A	Charlotte	63 87	145	A	William & Mary	68 74
												169	H	Liberty	81 74
												205	A	Iona	69 85
												229	A	Old Dominion	58 71
												253	H	Clemson	76 66
												309	A	Wofford	61 68
												331	H	Siena	67 53
												342	A	N.C. Central	84 74
LAST 12 Division I GAMES:															
80	H	UNC Wilmington	63 90	229	A	Old Dominion	58 71								
15	A	Georgia Tech	57 74	145	A	William & Mary	68 74								
309	A	Wofford	61 68	342	A	N.C. Central	84 74								
97	A	Charlotte	63 87	331	H	Siena	67 53								
114	N	Michigan St.	60 113	253	H	Clemson	76 66								
205	A	Iona	69 85	169	H	Liberty	81 74								

Non-Div I Games: Virginia Union 103 61 Johnson C. Smith 71 61

N.C. A&T

Loss, Non-Conf, S Site, H Home A Away N Neutral

N.C. Central

Through Games Of Sunday, January 1, 2012

Average RPI Win:	0	WON-LOST	WINNING	LAST 10	STRENGTH OF	OPP. STRENGTH	TEAM	ADJ.	CONF.	ADJ CONF.
Average RPI Loss:	235	RECORD	PCT. RANK	GAMES	SCHEDULE	OF SCHEDULE	RPI	RPI	RPI	RPI
DIV. I ONLY	0- 12	337	0- 8	318	322	342	342	27	27	
DIV. I NON-CONF.	0- 11	337	0- 9	315	319	342	342	24	24	
TOTALS	RPI 1-25	RPI 26-50	W-L RECORDS	RPI 51-100	RPI 101-150	RPI 150+				
0- 12	0- 0	0- 0	OVERALL	0- 1	0- 0	0- 11				
0- 5	0- 0	0- 0	HOME	0- 0	0- 0	0- 5				
0- 7	0- 0	0- 0	AWAY	0- 1	0- 0	0- 6				
0- 0	0- 0	0- 0	NEUTRAL	0- 0	0- 0	0- 0				
0- 11	0- 0	0- 0	NON-CONFERENCE	0- 1	0- 0	0- 10				
0- 4	0- 0	0- 0	HOME	0- 0	0- 0	0- 4				
0- 7	0- 0	0- 0	AWAY	0- 1	0- 0	0- 6				
0- 0	0- 0	0- 0	NEUTRAL	0- 0	0- 0	0- 0				
0- 1	0- 0	0- 0	CONFERENCE	0- 0	0- 0	0- 1				
0- 1	0- 0	0- 0	HOME	0- 0	0- 0	0- 1				
0- 0	0- 0	0- 0	AWAY	0- 0	0- 0	0- 0				
0- 0	0- 0	0- 0	NEUTRAL	0- 0	0- 0	0- 0				

RPI 1-25				RPI 26-50				RPI 51-100				RPI 101+				Team's RPI: 342	
RPI	S	Opponent	Score	RPI	S	Opponent	Score	RPI	S	Opponent	Score	RPI	S	Opponent	Score		
								83	A	West Virginia	24	97	182	A	North Carolina	42	79
												213	A	Presbyterian	48	64	
												215	A	Virginia Tech	52	70	
												227	H	Campbell	41	59	
												239	A	Winthrop	40	79	
												253	A	Clemson	48	68	
												259	H	Western Caro.	49	62	
												260	H	UNC Greensboro	53	70	
												279	H	N.C. A&T	74	84	
												295	H	Gardner-Webb	45	56	
												309	A	Wofford	58	73	
LAST 12 Division I GAMES:																	
182	A	North Carolina	42	79	215	A	Virginia Tech	52	70								
295	H	Gardner-Webb	45	56	279	H	N.C. A&T	74	84								
239	A	Winthrop	40	79	213	A	Presbyterian	48	64								
253	A	Clemson	48	68	260	H	UNC Greensboro	53	70								
309	A	Wofford	58	73	83	A	West Virginia	24	97								
259	H	Western Caro.	49	62	227	H	Campbell	41	59								

Non-Div I Games: Coker 65 64 Morris 66 58

N.C. Central

Loss, Non-Conf, S Site, H Home A Away N Neutral

Average RPI Win:	303	WON-LOST	WINNING	LAST 10	STRENGTH OF	OPP. STRENGTH	TEAM	ADJ.	CONF.	ADJ CONF.
Average RPI Loss:	201	RECORD	PCT. RANK	GAMES	SCHEDULE	OF SCHEDULE	RPI	RPI	RPI	RPI
DIV. I ONLY	5- 8	219	3- 7	334	301	325	325	33	33	
DIV. I NON-CONF.	5- 8	219	4- 8	333	302	325	325	33	33	
TOTALS	RPI 1-25	RPI 26-50	W-L RECORDS	RPI 51-100	RPI 101-150	RPI 150+				
5- 8	0- 0	0- 0	OVERALL	0- 0	0- 2	5- 6				
4- 4	0- 0	0- 0	HOME	0- 0	0- 1	4- 3				
1- 2	0- 0	0- 0	AWAY	0- 0	0- 1	1- 1				
0- 2	0- 0	0- 0	NEUTRAL	0- 0	0- 0	0- 2				
5- 8	0- 0	0- 0	NON-CONFERENCE	0- 0	0- 2	5- 6				
4- 4	0- 0	0- 0	HOME	0- 0	0- 1	4- 3				
1- 2	0- 0	0- 0	AWAY	0- 0	0- 1	1- 1				
0- 2	0- 0	0- 0	NEUTRAL	0- 0	0- 0	0- 2				
0- 0	0- 0	0- 0	CONFERENCE	0- 0	0- 0	0- 0				
0- 0	0- 0	0- 0	HOME	0- 0	0- 0	0- 0				
0- 0	0- 0	0- 0	AWAY	0- 0	0- 0	0- 0				
0- 0	0- 0	0- 0	NEUTRAL	0- 0	0- 0	0- 0				

RPI 1-25			RPI 26-50			RPI 51-100			RPI 101+			Team's RPI: 325
RPI	S	Opponent	Score	RPI	S	Opponent	Score	RPI	S	Opponent	Score	
								115	H	Rider	50	60
								131	A	Minnesota	47	71
								161	N	Buffalo	53	66
								197	N	New Hampshire	71	79
								203	A	Lehigh	37	61
								219	H	Brown	70	66
								225	H	Manhattan	66	75
								263	H	Fairleigh Dickinson	57	68
								306	A	Delaware St.	65	49
								311	H	Colgate	44	54
								324	H	Wagner	68	65
								328	H	Bucknell	54	53
								339	H	Saint Peter's	66	59
LAST 12 Division I GAMES:												
197	N	New Hampshire	71	79	311	H	Colgate	44	54			
161	N	Buffalo	53	66	115	H	Rider	50	60			
131	A	Minnesota	47	71	203	A	Lehigh	37	61			
339	H	Saint Peter's	66	59	328	H	Bucknell	54	53			
324	H	Wagner	68	65	225	H	Manhattan	66	75			
263	H	Fairleigh Dickinson	57	68	306	A	Delaware St.	65	49			

Non-Div I Games:

NJIT

Navy

Average RPI Win: **238**
 Average RPI Loss: **122**

WON-LOST
 RECORD

WINNING
 PCT. RANK

LAST 10
 GAMES

Through Games Of Sunday, January 1, 2012

STRENGTH OF
 SCHEDULE

OPP. STRENGTH
 OF SCHEDULE

TEAM
 RPI

ADJ.
 RPI

CONF.
 RPI

ADJ CONF.
 RPI

DIV. I ONLY	6- 7	184	5- 5	252	194	240	240	29	29
DIV. I NON-CONF.	6- 7	180	6- 6	254	190	238	238	29	29
TOTALS	RPI 1-25	RPI 26-50	W-L RECORDS	RPI 51-100	RPI 101-150	RPI 150+			
6- 7	1- 0	0- 1	OVERALL	0- 1	1- 3	4- 2			
5- 2	1- 0	0- 1	HOME	0- 0	0- 1	4- 0			
1- 4	0- 0	0- 0	AWAY	0- 1	1- 1	0- 2			
0- 1	0- 0	0- 0	NEUTRAL	0- 0	0- 1	0- 0			
6- 7	1- 0	0- 1	NON-CONFERENCE	0- 1	1- 3	4- 2			
5- 2	1- 0	0- 1	HOME	0- 0	0- 1	4- 0			
1- 4	0- 0	0- 0	AWAY	0- 1	1- 1	0- 2			
0- 1	0- 0	0- 0	NEUTRAL	0- 0	0- 1	0- 0			
0- 0	0- 0	0- 0	CONFERENCE	0- 0	0- 0	0- 0			
0- 0	0- 0	0- 0	HOME	0- 0	0- 0	0- 0			
0- 0	0- 0	0- 0	AWAY	0- 0	0- 0	0- 0			
0- 0	0- 0	0- 0	NEUTRAL	0- 0	0- 0	0- 0			

RPI 1-25				RPI 26-50				RPI 51-100				RPI 101+ Team's RPI: 240			
RPI	S	Opponent	Score	RPI	S	Opponent	Score	RPI	S	Opponent	Score	RPI	S	Opponent	Score
12	H	Princeton	65 52	28	H	Richmond	39 56	71	A	Howard	50 60	144	A	Fordham	43 47
												145	A	William & Mary	61 58
												146	N	Boston U.	46 48
												147	H	UMBC	46 54
												153	A	Loyola Maryland	38 42
												167	A	Mt. St. Mary's	45 52
												273	H	Air Force	71 59
												326	H	Maine	73 56
												331	H	Siena	61 50
												340	H	Houston Baptist	67 31
LAST 12 Division I GAMES:															
146	N	Boston U.	46 48	12	H	Princeton	65 52	331	H	Siena	61 50	326	H	Maine	73 56
144	A	Fordham	43 47	71	A	Howard	50 60	340	H	Houston Baptist	67 31	273	H	Air Force	71 59
147	H	UMBC	46 54	145	A	William & Mary	61 58	167	A	Mt. St. Mary's	45 52				
71	A	Howard	50 60	153	A	Loyola Maryland	38 42								

Non-Div I Games:

Navy

Loss, Non-Conf, S Site, H Home A Away N Neutral

Nebraska

Through Games Of Sunday, January 1, 2012

Average RPI Win: 145		WON-LOST	WINNING	LAST 10	STRENGTH OF	OPP. STRENGTH	TEAM	ADJ.	CONF.	ADJ CONF.
Average RPI Loss: 15		RECORD	PCT. RANK	GAMES	SCHEDULE	OF SCHEDULE	RPI	RPI	RPI	RPI
DIV. I ONLY		12- 1	8	9- 1	239	3	34	34	3	3
DIV. I NON-CONF.		11- 1	9	10- 1	290	2	49	49	3	3
TOTALS		RPI 1-25	RPI 26-50		W-L RECORDS		RPI 51-100	RPI 101-150	RPI 150+	
12- 1	0- 1	3- 0		OVERALL		1- 0	2- 0	6- 0		
8- 0	0- 0	1- 0		HOME		1- 0	2- 0	4- 0		
4- 1	0- 1	2- 0		AWAY		0- 0	0- 0	2- 0		
0- 0	0- 0	0- 0		NEUTRAL		0- 0	0- 0	0- 0		
11- 1	0- 1	2- 0		NON-CONFERENCE		1- 0	2- 0	6- 0		
8- 0	0- 0	1- 0		HOME		1- 0	2- 0	4- 0		
3- 1	0- 1	1- 0		AWAY		0- 0	0- 0	2- 0		
0- 0	0- 0	0- 0		NEUTRAL		0- 0	0- 0	0- 0		
1- 0	0- 0	1- 0		CONFERENCE		0- 0	0- 0	0- 0		
0- 0	0- 0	0- 0		HOME		0- 0	0- 0	0- 0		
1- 0	0- 0	1- 0		AWAY		0- 0	0- 0	0- 0		
0- 0	0- 0	0- 0		NEUTRAL		0- 0	0- 0	0- 0		

RPI S	Opponent	Score	RPI S	Opponent	Score	Team's RPI: 34	RPI S	Opponent	Score	RPI S	Opponent	Score
15	A Georgia Tech	57 73	26	A Penn St.	71 63		65	H Creighton	66 55	102	H South Dakota St.	80 71
			36	H Southern California	68 50					136	H Mississippi Val.	99 53
			41	A Florida St.	66 63					172	H Ark.-Pine Bluff	95 43
										190	A Florida A&M	72 64
										234	H Vermont	94 41
										236	H Savannah St.	70 50
										241	H Tex.-Pan American	65 27
										255	A Northern Ariz.	97 88
LAST 12 Division I GAMES:												
26	A Penn St.	71 63	65	H Creighton	66 55		241	H Tex.-Pan American	65 27			
102	H South Dakota St.	80 71					15	A Georgia Tech	57 73			
234	H Vermont	94 41					41	A Florida St.	66 63			
255	A Northern Ariz.	97 88					190	A Florida A&M	72 64			
36	H Southern California	68 50					236	H Savannah St.	70 50			
136	H Mississippi Val.	99 53										

Non-Div I Games:












































Nebraska

Loss,
Non-Conf, S Site,
H Home
A Away
N Neutral

Nevada





Average RPI Win: 220	WON-LOST	WINNING	LAST 10	STRENGTH OF	OPP. STRENGTH	TEAM	ADJ.	CONF.	ADJ CONF.
Average RPI Loss: 134	RECORD	PCT. RANK	GAMES	SCHEDULE	OF SCHEDULE	RPI	RPI	RPI	RPI
DIV. I ONLY	2- 10	303	1- 9	88	215	278	278	26	26
DIV. I NON-CONF.	2- 10	300	2- 10	91	217	282	282	27	27

TOTALS	RPI 1-25	RPI 26-50	W-L RECORDS	RPI 51-100	RPI 101-150	RPI 150+
2- 10	0- 0	0- 2	OVERALL	0- 2	0- 2	2- 5
2- 4	0- 0	0- 1	HOME	0- 2	0- 2	2- 0
0- 4	0- 0	0- 1	AWAY	0- 0	0- 0	0- 3
0- 2	0- 0	0- 0	NEUTRAL	0- 0	0- 0	0- 2
2- 10	0- 0	0- 2	NON-CONFERENCE	0- 2	0- 2	2- 5
2- 5	0- 0	0- 1	HOME	0- 2	0- 2	2- 0
0- 4	0- 0	0- 1	AWAY	0- 0	0- 0	0- 3
0- 2	0- 0	0- 0	NEUTRAL	0- 0	0- 0	0- 2
0- 0	0- 0	0- 0	CONFERENCE	0- 0	0- 0	0- 0
0- 0	0- 0	0- 0	HOME	0- 0	0- 0	0- 0
0- 0	0- 0	0- 0	AWAY	0- 0	0- 0	0- 0
0- 0	0- 0	0- 0	NEUTRAL	0- 0	0- 0	0- 0

RPI 1-25	RPI 26-50	RPI 51-100	RPI 101+	Team's RPI: 278
RPI S Opponent Score	RPI S Opponent Score	RPI S Opponent Score	RPI S Opponent Score	
	26  Penn St. 65  103	72  Long Island 51  67	103  UNLV 63  74	
	50  BYU 53  84	74  Pacific 70  75	109  Mississippi St. 63  67	
			154  Portland St. 73  80	
			155  Oregon 76 74	
			160  Cal St. Fullerton 74  76	
			232 N Binghamton 52  58	
			247  Long Beach St. 58  61	
			251 N North Dakota St. 47  67	
			285  Butler 71 69	
LAST 12 Division I GAMES:				
103  UNLV 63  74	155  Oregon 76 74			
109  Mississippi St. 63  67	160  Cal St. Fullerton 74  76			
72  Long Island 51  67	247  Long Beach St. 58  61			
50  BYU 53  84	154  Portland St. 73  80			
285  Butler 71 69	74  Pacific 70  75			
232 N Binghamton 52  58	26  Penn St. 65  103			

Non-Div I Games: Saint Martin's 91 74

Nevada

 Loss,  Non-Conf, S Site,  Home  Away N Neutral

New Hampshire

Through Games Of Sunday, January 1, 2012

Average RPI Win:	281	WON-LOST	WINNING	LAST 10	STRENGTH OF	OPP. STRENGTH	TEAM	ADJ.	CONF.	ADJ CONF.
Average RPI Loss:	138	RECORD	PCT. RANK	GAMES	SCHEDULE	OF SCHEDULE	RPI	RPI	RPI	RPI
DIV. I ONLY	7- 5	120	5- 5	290	270	197	197	14	14	
DIV. I NON-CONF.	7- 5	125	6- 5	297	274	201	201	14	14	
TOTALS	RPI 1-25	RPI 26-50	W-L RECORDS	RPI 51-100	RPI 101-150	RPI 150+				
7- 5	0- 0	0- 0	OVERALL	0- 1	0- 3	7- 2				
1- 3	0- 0	0- 0	HOME	0- 0	0- 2	1- 1				
5- 2	0- 0	0- 0	AWAY	0- 1	0- 1	5- 1				
1- 0	0- 0	0- 0	NEUTRAL	0- 0	0- 0	1- 0				
7- 5	0- 0	0- 0	NON-CONFERENCE	0- 1	0- 2	7- 2				
1- 3	0- 0	0- 0	HOME	0- 0	0- 2	1- 1				
5- 2	0- 0	0- 0	AWAY	0- 1	0- 0	5- 1				
1- 0	0- 0	0- 0	NEUTRAL	0- 0	0- 0	1- 0				
0- 1	0- 0	0- 0	CONFERENCE	0- 0	0- 1	0- 0				
0- 0	0- 0	0- 0	HOME	0- 0	0- 0	0- 0				
0- 1	0- 0	0- 0	AWAY	0- 0	0- 1	0- 0				
0- 0	0- 0	0- 0	NEUTRAL	0- 0	0- 0	0- 0				

RPI 1-25				RPI 26-50				RPI 51-100				RPI 101+ Team's RPI: 197			
RPI	S	Opponent	Score	RPI	S	Opponent	Score	RPI	S	Opponent	Score	RPI	S	Opponent	Score
								64	A	Iowa St.	57 71	105	H	Holy Cross	50 61
												107	H	Seton Hall	38 61
												147	A	UMBC	65 67
												200	A	Central Conn. St.	44 83
												202	H	Harvard	62 69
												219	A	Brown	62 57
												225	H	Manhattan	57 42
												248	A	Dartmouth	58 53
												308	A	Rhode Island	52 33
												317	A	Cornell	63 62
												324	A	Wagner	73 72
												325	N	NJIT	79 71
LAST 12 Division I GAMES:															
147	A	UMBC	65 67	308	A	Rhode Island	52 33								
325	N	NJIT	79 71	225	H	Manhattan	57 42								
64	A	Iowa St.	57 71	202	H	Harvard	62 69								
324	A	Wagner	73 72	105	H	Holy Cross	50 61								
317	A	Cornell	63 62	248	A	Dartmouth	58 53								
107	H	Seton Hall	38 61	200	A	Central Conn. St.	44 83								

Non-Div I Games:

New Hampshire

Loss, Non-Conf, S Site, H Home A Away N Neutral

New Mexico

Through Games Of Sunday, January 1, 2012

Average RPI Win:	314	WON-LOST	WINNING	LAST 10	STRENGTH OF	OPP. STRENGTH	TEAM	ADJ.	CONF.	ADJ CONF.
Average RPI Loss:	119	RECORD	PCT. RANK	GAMES	SCHEDULE	OF SCHEDULE	RPI	RPI	RPI	RPI
DIV. I ONLY	4- 8	240	4- 5	165	269	246	246	23	23	
DIV. I NON-CONF.	4- 8	236	5- 5	168	273	249	249	23	23	
TOTALS	RPI 1-25	RPI 26-50	W-L RECORDS	RPI 51-100	RPI 101-150	RPI 150+				
4- 8	0- 0	0- 3	OVERALL	0- 0	0- 3	5- 2				
2- 5	0- 0	0- 1	HOME	0- 0	0- 2	3- 2				
2- 3	0- 0	0- 2	AWAY	0- 0	0- 1	2- 0				
0- 0	0- 0	0- 0	NEUTRAL	0- 0	0- 0	0- 0				
4- 8	0- 0	0- 3	NON-CONFERENCE	0- 0	0- 3	5- 2				
3- 5	0- 0	0- 1	HOME	0- 0	0- 2	3- 2				
2- 3	0- 0	0- 2	AWAY	0- 0	0- 1	2- 0				
0- 0	0- 0	0- 0	NEUTRAL	0- 0	0- 0	0- 0				
0- 0	0- 0	0- 0	CONFERENCE	0- 0	0- 0	0- 0				
0- 0	0- 0	0- 0	HOME	0- 0	0- 0	0- 0				
0- 0	0- 0	0- 0	AWAY	0- 0	0- 0	0- 0				
0- 0	0- 0	0- 0	NEUTRAL	0- 0	0- 0	0- 0				

RPI S	Opponent	Score	RPI S	Opponent	Score	RPI S	Opponent	Score	RPI S	Opponent	Score	Team's RPI: 246
38	A Arizona	50 59	47	A Texas Tech	43 69	48	H Oklahoma	56 58	111	A North Texas	50 63	
									116	H UTEP	43 53	
									128	H Pepperdine	56 59	
									166	H Northern Colo.	54 61	
									288	H Morehead St.	69 52	
									300	H Loyola Marymount	54 57	
									312	A New Mexico St.	59 58	
									312	H New Mexico St.	54 53	
									318	H Houston	70 44	
									340	A Houston Baptist	65 38	
LAST 12 Division I GAMES:												
318	H Houston	70 44	166	H Northern Colo.	54 61							
312	A New Mexico St.	59 58	116	H UTEP	43 53							
38	A Arizona	50 59	312	H New Mexico St.	54 53							
340	A Houston Baptist	65 38	300	H Loyola Marymount	54 57							
48	H Oklahoma	56 58	128	H Pepperdine	56 59							
111	A North Texas	50 63	288	H Morehead St.	69 52							

Non-Div I Games: Eastern N.M. 54 33

New Mexico

■ Loss,
 ■ Non-Conf, S Site,
 ■ Home
 ■ Away
 N Neutral

New Mexico St.

Through Games Of Sunday, January 1, 2012

Average RPI Win:	265	WON-LOST	WINNING	LAST 10	STRENGTH OF	OPP. STRENGTH	TEAM	ADJ.	CONF.	ADJ CONF.
Average RPI Loss:	168	RECORD	PCT. RANK	GAMES	SCHEDULE	OF SCHEDULE	RPI	RPI	RPI	RPI
DIV. I ONLY	2- 10	303	1- 7	241	206	312	312	26	26	
DIV. I NON-CONF.	2- 10	300	1- 9	244	205	316	316	27	27	
TOTALS	RPI 1-25	RPI 26-50	W-L RECORDS	RPI 51-100	RPI 101-150	RPI 150+				
2- 10	0- 0	0- 1	OVERALL	0- 1	0- 2	2- 6				
1- 6	0- 0	0- 1	HOME	0- 1	0- 1	1- 3				
1- 4	0- 0	0- 0	AWAY	0- 0	0- 1	1- 3				
0- 0	0- 0	0- 0	NEUTRAL	0- 0	0- 0	0- 0				
2- 10	0- 0	0- 1	NON-CONFERENCE	0- 1	0- 2	2- 6				
1- 6	0- 0	0- 1	HOME	0- 1	0- 1	1- 3				
1- 4	0- 0	0- 0	AWAY	0- 0	0- 1	1- 3				
0- 0	0- 0	0- 0	NEUTRAL	0- 0	0- 0	0- 0				
0- 0	0- 0	0- 0	CONFERENCE	0- 0	0- 0	0- 0				
0- 0	0- 0	0- 0	HOME	0- 0	0- 0	0- 0				
0- 0	0- 0	0- 0	AWAY	0- 0	0- 0	0- 0				
0- 0	0- 0	0- 0	NEUTRAL	0- 0	0- 0	0- 0				

RPI 1-25				RPI 26-50				RPI 51-100				RPI 101+				Team's RPI: 312	
RPI	S	Opponent	Score	RPI	S	Opponent	Score	RPI	S	Opponent	Score	RPI	S	Opponent	Score		
				38	H	Arizona	67 84	98	H	Idaho St.	42 59	116	A	UTEP	27 63		
												116	H	UTEP	72 76		
												159	A	Utah	37 74		
												177	H	Southern Utah	57 58		
												212	H	UC Santa Barbara	52 51		
												243	H	North Dakota	46 63		
												245	A	Boise St.	57 72		
												246	A	New Mexico	53 54		
												246	H	New Mexico	58 59		
												318	A	Houston	63 62		
LAST 12 Division I GAMES:																	
246	H	New Mexico	58 59	246	A	New Mexico	53 54										
159	A	Utah	37 74	116	A	UTEP	27 63										
212	H	UC Santa Barbara	52 51	177	H	Southern Utah	57 58										
245	A	Boise St.	57 72	243	H	North Dakota	46 63										
98	H	Idaho St.	42 59	38	H	Arizona	67 84										
318	A	Houston	63 62	116	H	UTEP	72 76										

Non-Div I Games: Shaw 61 53

New Mexico St.

■ Loss,
■ Non-Conf,
■ S Site,
■ H Home
■ A Away
N Neutral

Niagara

Through Games Of Sunday, January 1, 2012

Average RPI Win:	256	WON-LOST	WINNING	LAST 10	STRENGTH OF	OPP. STRENGTH	TEAM	ADJ.	CONF.	ADJ CONF.
Average RPI Loss:	139	RECORD	PCT. RANK	GAMES	SCHEDULE	OF SCHEDULE	RPI	RPI	RPI	RPI
DIV. I ONLY	3- 9	272	4- 5	152	263	262	262	21	21	
DIV. I NON-CONF.	3- 9	270	3- 7	155	265	265	265	22	22	
TOTALS	RPI 1-25	RPI 26-50	W-L RECORDS	RPI 51-100	RPI 101-150	RPI 150+				
3- 9	0- 0	0- 0	OVERALL	0- 4	0- 1	4- 4				
2- 2	0- 0	0- 0	HOME	0- 1	0- 0	2- 1				
1- 5	0- 0	0- 0	AWAY	0- 2	0- 0	2- 3				
0- 2	0- 0	0- 0	NEUTRAL	0- 1	0- 1	0- 0				
3- 9	0- 0	0- 0	NON-CONFERENCE	0- 4	0- 1	3- 4				
2- 2	0- 0	0- 0	HOME	0- 1	0- 0	2- 1				
1- 5	0- 0	0- 0	AWAY	0- 2	0- 0	1- 3				
0- 2	0- 0	0- 0	NEUTRAL	0- 1	0- 1	0- 0				
1- 0	0- 0	0- 0	CONFERENCE	0- 0	0- 0	1- 0				
0- 0	0- 0	0- 0	HOME	0- 0	0- 0	0- 0				
1- 0	0- 0	0- 0	AWAY	0- 0	0- 0	1- 0				
0- 0	0- 0	0- 0	NEUTRAL	0- 0	0- 0	0- 0				

RPI S	Opponent	Score	RPI S	Opponent	Score	RPI S	Opponent	Score	RPI S	Opponent	Score
						62	A St. Bonaventure	49 63	113	N Bradley	43 68
						85	N Stetson	52 67	153	A Loyola Maryland	57 54
						99	A Syracuse	30 81	157	A Albany (NY)	42 55
						100	H Penn	41 55	161	H Buffalo	54 65
									232	H Binghamton	64 53
									233	A Ohio	40 50
									239	A Winthrop	47 82
									311	A Colgate	61 60
									328	H Bucknell	61 55
LAST 12 Division I GAMES:											
153	A Loyola Maryland	57 54	232	H Binghamton	64 53						
99	A Syracuse	30 81	157	A Albany (NY)	42 55						
62	A St. Bonaventure	49 63	311	A Colgate	61 60						
233	A Ohio	40 50	100	H Penn	41 55						
239	A Winthrop	47 82	328	H Bucknell	61 55						
85	N Stetson	52 67	113	N Bradley	43 68						

Non-Div I Games:

Niagara

Loss, Non-Conf, S Site, H Home A Away N Neutral

Average RPI Win: 242		WON-LOST	WINNING	LAST 10	STRENGTH OF	OPP. STRENGTH	TEAM	ADJ.	CONF.	ADJ CONF.
Average RPI Loss: 222		RECORD	PCT. RANK	GAMES	SCHEDULE	OF SCHEDULE	RPI	RPI	RPI	RPI
DIV. I ONLY		5- 5	164	4- 4	315	280	249	249	25	25
DIV. I NON-CONF.		5- 5	158	5- 5	318	280	251	251	26	26
TOTALS	RPI 1-25	RPI 26-50		W-L RECORDS		RPI 51-100	RPI 101-150	RPI 150+		
5- 5	0- 0	0- 0		OVERALL		0- 0	1- 1	4- 4		
2- 1	0- 0	0- 0		HOME		0- 0	1- 0	1- 1		
2- 3	0- 0	0- 0		AWAY		0- 0	0- 1	2- 2		
1- 1	0- 0	0- 0		NEUTRAL		0- 0	0- 0	1- 1		
5- 5	0- 0	0- 0		NON-CONFERENCE		0- 0	1- 1	4- 4		
2- 1	0- 0	0- 0		HOME		0- 0	1- 0	1- 1		
2- 3	0- 0	0- 0		AWAY		0- 0	0- 1	2- 2		
1- 1	0- 0	0- 0		NEUTRAL		0- 0	0- 0	1- 1		
0- 0	0- 0	0- 0		CONFERENCE		0- 0	0- 0	0- 0		
0- 0	0- 0	0- 0		HOME		0- 0	0- 0	0- 0		
0- 0	0- 0	0- 0		AWAY		0- 0	0- 0	0- 0		
0- 0	0- 0	0- 0		NEUTRAL		0- 0	0- 0	0- 0		

RPI 1-25				RPI 26-50				RPI 51-100				RPI 101+				Team's RPI: 249	
RPI	S	Opponent	Score	RPI	S	Opponent	Score	RPI	S	Opponent	Score	RPI	S	Opponent	Score		
												111	H	North Texas	67	64	
												112	A	Alabama	51	72	
												155	A	Oregon	76	95	
												190	H	Florida A&M	77	69	
												256	A	La.-Monroe	68	78	
												274	A	La.-Lafayette	72	64	
												290	H	Alabama St.	57	61	
												298	N	UC Irvine	48	62	
												305	A	Texas Southern	69	48	
												330	N	Weber St.	83	56	
LAST 12 Division I GAMES:																	
				111	H	North Texas	67	64	155	A	Oregon	76	95				
				305	A	Texas Southern	69	48	330	N	Weber St.	83	56				
				190	H	Florida A&M	77	69	298	N	UC Irvine	48	62				
				256	A	La.-Monroe	68	78	290	H	Alabama St.	57	61				
									274	A	La.-Lafayette	72	64				
									112	A	Alabama	51	72				

Non-Div I Games:	Southern-N.O.	72	52	Belhaven	78	60
------------------	---------------	----	----	----------	----	----

Nicholls St.

Loss, Non-Conf, S Site, H Home A Away N Neutral

Average RPI Win:	252	WON-LOST	WINNING	LAST 10	STRENGTH OF	OPP. STRENGTH	TEAM	ADJ.	CONF.	ADJ CONF.
Average RPI Loss:	195	RECORD	PCT. RANK	GAMES	SCHEDULE	OF SCHEDULE	RPI	RPI	RPI	RPI
DIV. I ONLY	3- 7	260	3- 6	302	277	303	303	27	27	
DIV. I NON-CONF.	2- 6	270	2- 6	281	311	295	295	24	24	
TOTALS	RPI 1-25	RPI 26-50	W-L RECORDS	RPI 51-100	RPI 101-150	RPI 150+				
3- 7	0- 0	0- 0	OVERALL	0- 1	0- 2	4- 4				
1- 3	0- 0	0- 0	HOME	0- 0	0- 1	2- 2				
2- 3	0- 0	0- 0	AWAY	0- 0	0- 1	2- 2				
0- 1	0- 0	0- 0	NEUTRAL	0- 1	0- 0	0- 0				
2- 6	0- 0	0- 0	NON-CONFERENCE	0- 1	0- 2	3- 3				
1- 2	0- 0	0- 0	HOME	0- 0	0- 1	1- 1				
2- 3	0- 0	0- 0	AWAY	0- 0	0- 1	2- 2				
0- 1	0- 0	0- 0	NEUTRAL	0- 1	0- 0	0- 0				
1- 1	0- 0	0- 0	CONFERENCE	0- 0	0- 0	1- 1				
1- 1	0- 0	0- 0	HOME	0- 0	0- 0	1- 1				
0- 0	0- 0	0- 0	AWAY	0- 0	0- 0	0- 0				
0- 0	0- 0	0- 0	NEUTRAL	0- 0	0- 0	0- 0				

RPI 1-25			RPI 26-50			RPI 51-100			RPI 101+			Team's RPI: 303
RPI	S	Opponent	Score	RPI	S	Opponent	Score	RPI	S	Opponent	Score	
						62 N St. Bonaventure	44 58	126 A VCU			59 79	
								145 H William & Mary			76 79	
								195 H George Mason			60 57	
								220 H South Carolina St.			69 75	
								236 H Savannah St.			54 49	
								237 A Monmouth			62 69	
								266 H Radford			68 80	
								272 A S.C. Upstate			94 81	
								305 A Texas Southern			80 58	
								309 A Wofford			45 50	
LAST 12 Division I GAMES:												
195	H	George Mason	60 57	236	H	Savannah St.	54 49					
62 N		St. Bonaventure	44 58	145	H	William & Mary	76 79					
237	A	Monmouth	62 69	272	A	S.C. Upstate	94 81					
126	A	VCU	59 79	309	A	Wofford	45 50					
266	H	Radford	68 80	305	A	Texas Southern	80 58					
220	H	South Carolina St.	69 75									

Non-Div I Games: Virginia Union 76 58 Chowan 60 43

Norfolk St.

North Carolina

Through Games Of Sunday, January 1, 2012

Average RPI Win:	249	WON-LOST	WINNING	LAST 10	STRENGTH OF	OPP. STRENGTH	TEAM	ADJ.	CONF.	ADJ CONF.
Average RPI Loss:	36	RECORD	PCT. RANK	GAMES	SCHEDULE	OF SCHEDULE	RPI	RPI	RPI	RPI
DIV. I ONLY	10- 2	32	8- 2	338	162	182	182	6	6	
DIV. I NON-CONF.	10- 2	32	9- 2	336	162	185	185	5	5	
TOTALS	RPI 1-25	RPI 26-50	W-L RECORDS	RPI 51-100	RPI 101-150	RPI 150+				
10- 2	1- 0	0- 2	OVERALL	0- 0	0- 0	10- 0				
9- 0	1- 0	0- 0	HOME	0- 0	0- 0	9- 0				
0- 1	0- 0	0- 1	AWAY	0- 0	0- 0	0- 0				
1- 1	0- 0	0- 1	NEUTRAL	0- 0	0- 0	1- 0				
10- 2	0- 0	0- 2	NON-CONFERENCE	0- 0	0- 0	10- 0				
9- 0	0- 0	0- 0	HOME	0- 0	0- 0	9- 0				
0- 1	0- 0	0- 1	AWAY	0- 0	0- 0	0- 0				
1- 1	0- 0	0- 1	NEUTRAL	0- 0	0- 0	1- 0				
1- 0	1- 0	0- 0	CONFERENCE	0- 0	0- 0	0- 0				
1- 0	1- 0	0- 0	HOME	0- 0	0- 0	0- 0				
0- 0	0- 0	0- 0	AWAY	0- 0	0- 0	0- 0				
0- 0	0- 0	0- 0	NEUTRAL	0- 0	0- 0	0- 0				

RPI S	Opponent	Score	RPI S	Opponent	Score	RPI S	Opponent	Score	RPI S	Opponent	Score	Team's RPI: 182
20	H Miami (FL)	65 63	26	A Penn St.	84 103				213	H Presbyterian	61 38	
			45	N South Carolina	48 79				236	H Savannah St.	74 21	
									238	H East Tenn. St.	93 77	
									260	H UNC Greensboro	91 35	
									265	N East Carolina	65 61	
									271	H Kennesaw St.	76 62	
									272	H S.C. Upstate	91 34	
									295	H Gardner-Webb	109 44	
									332	H Lipscomb	95 53	
									342	H N.C. Central	79 42	
LAST 12 Division I GAMES:												
342	H N.C. Central	79 42	20	H Miami (FL)	65 63							
236	H Savannah St.	74 21	26	A Penn St.	84 103							
265	N East Carolina	65 61	271	H Kennesaw St.	76 62							
45	N South Carolina	48 79	213	H Presbyterian	61 38							
238	H East Tenn. St.	93 77	260	H UNC Greensboro	91 35							
332	H Lipscomb	95 53	272	H S.C. Upstate	91 34							

Non-Div I Games:

North Carolina

Loss, Non-Conf, S Site, H Home A Away N Neutral

Average RPI Win:	159	WON-LOST	WINNING	LAST 10	STRENGTH OF	OPP. STRENGTH	TEAM	ADJ.	CONF.	ADJ CONF.
Average RPI Loss:	35	RECORD	PCT. RANK	GAMES	SCHEDULE	OF SCHEDULE	RPI	RPI	RPI	RPI
DIV. I ONLY	10- 3	46	6- 4	57	82	35	35	6	6	
DIV. I NON-CONF.	10- 3	52	8- 3	58	86	32	32	5	5	
TOTALS	RPI 1-25	RPI 26-50	W-L RECORDS	RPI 51-100	RPI 101-150	RPI 150+				
10- 3	0- 1	1- 2	OVERALL	3- 1	2- 0	4- 0				
6- 1	0- 1	1- 1	HOME	2- 0	1- 0	2- 0				
2- 2	0- 0	0- 1	AWAY	0- 1	1- 0	1- 0				
2- 0	0- 0	0- 0	NEUTRAL	1- 0	0- 0	1- 0				
10- 3	0- 0	1- 2	NON-CONFERENCE	3- 1	2- 0	4- 0				
6- 1	0- 0	1- 1	HOME	2- 0	1- 0	2- 0				
2- 2	0- 0	0- 1	AWAY	0- 1	1- 0	1- 0				
2- 0	0- 0	0- 0	NEUTRAL	1- 0	0- 0	1- 0				
0- 1	0- 1	0- 0	CONFERENCE	0- 0	0- 0	0- 0				
0- 1	0- 1	0- 0	HOME	0- 0	0- 0	0- 0				
0- 0	0- 0	0- 0	AWAY	0- 0	0- 0	0- 0				
0- 0	0- 0	0- 0	NEUTRAL	0- 0	0- 0	0- 0				

RPI 1-25				RPI 26-50				Team's RPI: 35				RPI 51-100				RPI 101+			
RPI	S	Opponent	Score	RPI	S	Opponent	Score	RPI	S	Opponent	Score	RPI	S	Opponent	Score	RPI	S	Opponent	Score
15	H	Georgia Tech	66 76	28	H	Richmond	58 72	52	H	Vanderbilt	66 59	112	H	Alabama	79 57				
				30	A	Northwestern	59 76	65	A	Creighton	67 74	142	A	TCU	85 79				
				45	H	South Carolina	55 53	70	N	Fla. Gulf Coast	69 64	210	A	Hawaii	84 54				
								80	H	UNC Wilmington	83 64	244	N	Alcorn St.	85 70				
												313	H	Jacksonville	80 42				
												319	H	Southeast Mo. St.	66 29				
LAST 12 Division I GAMES:																			
210	A	Hawaii	84 54	15	H	Georgia Tech	66 76												
244	N	Alcorn St.	85 70	45	H	South Carolina	55 53												
70	N	Fla. Gulf Coast	69 64	30	A	Northwestern	59 76												
52	H	Vanderbilt	66 59	65	A	Creighton	67 74												
28	H	Richmond	58 72	313	H	Jacksonville	80 42												
112	H	Alabama	79 57	142	A	TCU	85 79												

Non-Div I Games:

North Carolina St.

North Dakota

Through Games Of Sunday, January 1, 2012

Average RPI Win:	195	WON-LOST	WINNING	LAST 10	STRENGTH OF	OPP. STRENGTH	TEAM	ADJ.	CONF.	ADJ CONF.
Average RPI Loss:	161	RECORD	PCT. RANK	GAMES	SCHEDULE	OF SCHEDULE	RPI	RPI	RPI	RPI
DIV. I ONLY	5- 8	219	2- 7	248	158	243	243	33	33	
DIV. I NON-CONF.	5- 8	219	4- 7	250	152	245	245	33	33	
TOTALS	RPI 1-25	RPI 26-50	W-L RECORDS	RPI 51-100	RPI 101-150	RPI 150+				
5- 8	0- 0	1- 0	OVERALL	0- 2	1- 3	3- 3				
3- 2	0- 0	1- 0	HOME	0- 1	1- 1	1- 0				
1- 5	0- 0	0- 0	AWAY	0- 1	0- 2	1- 2				
1- 1	0- 0	0- 0	NEUTRAL	0- 0	0- 0	1- 1				
5- 8	0- 0	1- 0	NON-CONFERENCE	0- 2	1- 3	3- 3				
3- 2	0- 0	1- 0	HOME	0- 1	1- 1	1- 0				
1- 5	0- 0	0- 0	AWAY	0- 1	0- 2	1- 2				
1- 1	0- 0	0- 0	NEUTRAL	0- 0	0- 0	1- 1				
0- 0	0- 0	0- 0	CONFERENCE	0- 0	0- 0	0- 0				
0- 0	0- 0	0- 0	HOME	0- 0	0- 0	0- 0				
0- 0	0- 0	0- 0	AWAY	0- 0	0- 0	0- 0				
0- 0	0- 0	0- 0	NEUTRAL	0- 0	0- 0	0- 0				

RPI 1-25				RPI 26-50				RPI 51-100				RPI 101+				Team's RPI: 243	
RPI	S	Opponent	Score	RPI	S	Opponent	Score	RPI	S	Opponent	Score	RPI	S	Opponent	Score		
				44	H	Duquesne	86 80	65	H	Creighton	54 72	120	A	Montana St.	54 70		
								69	A	Missouri	52 69	120	H	Montana St.	63 67		
												133	A	Drake	60 74		
												143	H	UNI	74 70		
												177	N	Southern Utah	62 61		
												231	A	Montana	39 60		
												250	A	Colorado St.	52 58		
												297	H	Idaho	84 54		
												297	N	Idaho	50 53		
												312	A	New Mexico St.	63 46		
LAST 12 Division I GAMES:																	
297	N	Idaho	50 53	231	A	Montana	39 60										
120	A	Montana St.	54 70	133	A	Drake	60 74										
143	H	UNI	74 70	312	A	New Mexico St.	63 46										
69	A	Missouri	52 69	177	N	Southern Utah	62 61										
250	A	Colorado St.	52 58	44	H	Duquesne	86 80										
120	H	Montana St.	63 67	297	H	Idaho	84 54										

Non-Div I Games: Bemidji St. 86 50

North Dakota

Loss, Non-Conf, S Site, H Home A Away N Neutral

Average RPI Win:	246	WON-LOST	WINNING	LAST 10	STRENGTH OF	OPP. STRENGTH	TEAM	ADJ.	CONF.	ADJ CONF.
Average RPI Loss:	109	RECORD	PCT. RANK	GAMES	SCHEDULE	OF SCHEDULE	RPI	RPI	RPI	RPI
DIV. I ONLY	3- 11	293	2- 7	123	60	251	251	11	11	
DIV. I NON-CONF.	1- 9	324	0- 7	24	28	171	171	11	11	
TOTALS	RPI 1-25	RPI 26-50	W-L RECORDS	RPI 51-100	RPI 101-150	RPI 150+				
3- 11	0- 2	0- 2	OVERALL	0- 1	0- 4	3- 2				
2- 3	0- 1	0- 1	HOME	0- 1	0- 0	2- 0				
0- 6	0- 0	0- 0	AWAY	0- 0	0- 4	0- 2				
1- 2	0- 1	0- 1	NEUTRAL	0- 0	0- 0	1- 0				
1- 9	0- 2	0- 2	NON-CONFERENCE	0- 1	0- 4	1- 0				
0- 3	0- 1	0- 1	HOME	0- 1	0- 0	0- 0				
0- 4	0- 0	0- 0	AWAY	0- 0	0- 4	0- 0				
1- 2	0- 1	0- 1	NEUTRAL	0- 0	0- 0	1- 0				
2- 2	0- 0	0- 0	CONFERENCE	0- 0	0- 0	2- 2				
2- 0	0- 0	0- 0	HOME	0- 0	0- 0	2- 0				
0- 2	0- 0	0- 0	AWAY	0- 0	0- 0	0- 2				
0- 0	0- 0	0- 0	NEUTRAL	0- 0	0- 0	0- 0				

RPI 1-25				RPI 26-50				RPI 51-100				RPI 101+ Team's RPI: 251			
RPI	S	Opponent	Score	RPI	S	Opponent	Score	RPI	S	Opponent	Score	RPI	S	Opponent	Score
10	H	Green Bay	59 82	30	N	Northwestern	55 68	65	H	Creighton	51 71	103	A	UNLV	57 76
18	N	Kansas St.	47 70	44	H	Duquesne	66 74					131	A	Minnesota	41 80
												133	A	Drake	49 57
												143	A	UNI	41 60
												193	H	Oakland	78 65
												226	A	Western Ill.	65 68
												267	H	IPFW	77 70
												278	N	Nevada	67 47
												299	A	IUPUI	39 49
LAST 12 Division I GAMES:															
267	H	IPFW	77 70	193	H	Oakland	78 65								
30	N	Northwestern	55 68	226	A	Western Ill.	65 68								
103	A	UNLV	57 76	299	A	IUPUI	39 49								
18	N	Kansas St.	47 70	44	H	Duquesne	66 74								
143	A	UNI	41 60	131	A	Minnesota	41 80								
133	A	Drake	49 57	278	N	Nevada	67 47								

Non-Div I Games: Valley City St. 85 64

North Dakota St.

■ Loss,
 ■ Non-Conf,
 ■ S Site,
 ■ H Home
 ■ A Away
 N Neutral

North Florida

Through Games Of Sunday, January 1, 2012

Average RPI Win:	302	WON-LOST	WINNING	LAST 10	STRENGTH OF	OPP. STRENGTH	TEAM	ADJ.	CONF.	ADJ CONF.
Average RPI Loss:	187	RECORD	PCT. RANK	GAMES	SCHEDULE	OF SCHEDULE	RPI	RPI	RPI	RPI
DIV. I ONLY	4- 8	240	4- 6	245	312	293	293	31	31	
DIV. I NON-CONF.	3- 8	265	3- 7	208	315	278	278	31	31	
TOTALS	RPI 1-25	RPI 26-50	W-L RECORDS	RPI 51-100	RPI 101-150	RPI 150+				
4- 8	0- 0	0- 0	OVERALL	0- 2	0- 2	4- 5				
4- 1	0- 0	0- 0	HOME	0- 0	0- 0	4- 2				
0- 7	0- 0	0- 0	AWAY	0- 2	0- 2	0- 3				
0- 0	0- 0	0- 0	NEUTRAL	0- 0	0- 0	0- 0				
3- 8	0- 0	0- 0	NON-CONFERENCE	0- 2	0- 2	3- 4				
3- 1	0- 0	0- 0	HOME	0- 0	0- 0	3- 1				
0- 7	0- 0	0- 0	AWAY	0- 2	0- 2	0- 3				
0- 0	0- 0	0- 0	NEUTRAL	0- 0	0- 0	0- 0				
1- 1	0- 0	0- 0	CONFERENCE	0- 0	0- 0	1- 1				
1- 1	0- 0	0- 0	HOME	0- 0	0- 0	1- 1				
0- 0	0- 0	0- 0	AWAY	0- 0	0- 0	0- 0				
0- 0	0- 0	0- 0	NEUTRAL	0- 0	0- 0	0- 0				

RPI S	Opponent	Score	RPI S	Opponent	Score	RPI S	Opponent	Score	RPI S	Opponent	Score	Team's RPI: 293
						69	A Missouri	46 67	122	A UMKC	63 100	
						83	A West Virginia	30 86	132	A South Fla.	41 76	
									187	A Ole Miss	59 68	
									214	A Fla. Atlantic	52 63	
									236	H Savannah St.	61 64	
									252	H Coastal Caro.	67 37	
									306	H Delaware St.	72 61	
									313	H Jacksonville	51 36	
									315	H Belmont	37 54	
									329	A Bethune-Cookman	63 66	
									336	H Jacksonville St.	63 47	
LAST 12 Division I GAMES:												
329	A Bethune-Cookman	63 66	315	H Belmont	37 54							
336	H Jacksonville St.	63 47	252	H Coastal Caro.	67 37							
306	H Delaware St.	72 61	122	A UMKC	63 100							
214	A Fla. Atlantic	52 63	69	A Missouri	46 67							
83	A West Virginia	30 86	236	H Savannah St.	61 64							
313	H Jacksonville	51 36	132	A South Fla.	41 76							

Non-Div I Games:

North Florida

Loss, Non-Conf, S Site, H Home A Away N Neutral

North Texas

Through Games Of Sunday, January 1, 2012

Average RPI Win:	219	WON-LOST	WINNING	LAST 10	STRENGTH OF	OPP. STRENGTH	TEAM	ADJ.	CONF.	ADJ CONF.
Average RPI Loss:	95	RECORD	PCT. RANK	GAMES	SCHEDULE	OF SCHEDULE	RPI	RPI	RPI	RPI
DIV. I ONLY	9- 6	117	5- 5	113	232	111	111	22	22	
DIV. I NON-CONF.	7- 6	150	5- 5	66	222	83	83	20	20	
TOTALS	RPI 1-25	RPI 26-50	W-L RECORDS	RPI 51-100	RPI 101-150	RPI 150+				
9- 6	0- 0	0- 2	OVERALL	1- 2	1- 1	7- 1				
5- 2	0- 0	0- 1	HOME	0- 0	1- 1	4- 0				
2- 4	0- 0	0- 1	AWAY	0- 2	0- 0	2- 1				
2- 0	0- 0	0- 0	NEUTRAL	1- 0	0- 0	1- 0				
7- 6	0- 0	0- 2	NON-CONFERENCE	1- 2	1- 1	5- 1				
3- 2	0- 0	0- 1	HOME	0- 0	1- 1	2- 0				
2- 4	0- 0	0- 1	AWAY	0- 2	0- 0	2- 1				
2- 0	0- 0	0- 0	NEUTRAL	1- 0	0- 0	1- 0				
2- 0	0- 0	0- 0	CONFERENCE	0- 0	0- 0	2- 0				
2- 0	0- 0	0- 0	HOME	0- 0	0- 0	2- 0				
0- 0	0- 0	0- 0	AWAY	0- 0	0- 0	0- 0				
0- 0	0- 0	0- 0	NEUTRAL	0- 0	0- 0	0- 0				

RPI 1-25				RPI 26-50				RPI 51-100				RPI 101+				Team's RPI: 111	
RPI	S	Opponent	Score	RPI	S	Opponent	Score	RPI	S	Opponent	Score	RPI	S	Opponent	Score		
				38	A	Arizona	62 69	59	A	Missouri St.	67 78	112	H	Alabama	69 63		
				42	H	Tulane	47 55	60	A	Texas	62 71	119	H	Oral Roberts	60 70		
								79	N	Oregon St.	60 53	173	H	SMU	50 46		
												180	H	UALR	64 57		
												221	A	Texas St.	61 43		
												246	H	New Mexico	63 50		
												249	A	Nicholls St.	64 67		
												310	N	A&M-Corpus Christi	72 58		
												314	A	Texas-Arlington	66 47		
												338	H	Troy	57 36		
LAST 12 Division I GAMES:																	
				180	H	UALR	64 57	338	H	Troy	57 36						
				249	A	Nicholls St.	64 67	310	N	A&M-Corpus Christi	72 58						
				60	A	Texas	62 71	79	N	Oregon St.	60 53						
				59	A	Missouri St.	67 78	38	A	Arizona	62 69						
				42	H	Tulane	47 55	221	A	Texas St.	61 43						
				112	H	Alabama	69 63	173	H	SMU	50 46						

Non-Div I Games:

North Texas

■ Loss,
■ Non-Conf,
■ S Site,
■ H Home
■ A Away
N Neutral

Northeastern

Through Games Of Sunday, January 1, 2012

Average RPI Win:	284	WON-LOST	WINNING	LAST 10	STRENGTH OF	OPP. STRENGTH	TEAM	ADJ.	CONF.	ADJ CONF.
Average RPI Loss:	94	RECORD	PCT. RANK	GAMES	SCHEDULE	OF SCHEDULE	RPI	RPI	RPI	RPI
DIV. I ONLY	2- 9	301	2- 8	69	170	223	223	7	7	
DIV. I NON-CONF.	2- 8	288	2- 9	83	156	229	229	7	7	
TOTALS	RPI 1-25	RPI 26-50	W-L RECORDS	RPI 51-100	RPI 101-150	RPI 150+				
2- 9	0- 1	0- 0	OVERALL	0- 3	0- 6	2- 0				
1- 2	0- 0	0- 0	HOME	0- 1	0- 2	1- 0				
1- 6	0- 0	0- 0	AWAY	0- 2	0- 4	1- 0				
0- 1	0- 1	0- 0	NEUTRAL	0- 0	0- 0	0- 0				
2- 8	0- 1	0- 0	NON-CONFERENCE	0- 3	0- 5	2- 0				
1- 3	0- 0	0- 0	HOME	0- 1	0- 2	1- 0				
1- 5	0- 0	0- 0	AWAY	0- 2	0- 3	1- 0				
0- 1	0- 1	0- 0	NEUTRAL	0- 0	0- 0	0- 0				
0- 1	0- 0	0- 0	CONFERENCE	0- 0	0- 1	0- 0				
0- 0	0- 0	0- 0	HOME	0- 0	0- 0	0- 0				
0- 1	0- 0	0- 0	AWAY	0- 0	0- 1	0- 0				
0- 0	0- 0	0- 0	NEUTRAL	0- 0	0- 0	0- 0				











































RPI 1-25				RPI 26-50				RPI 51-100				RPI 101+				Team's RPI: 223	
RPI	S	Opponent	Score	RPI	S	Opponent	Score	RPI	S	Opponent	Score	RPI	S	Opponent	Score		
21	N	Georgia	61 81					51	A	Kentucky	47 81	103	A	UNLV	58 61		
								67	A	Miami (OH)	55 75	105	A	Holy Cross	68 70		
								78	H	Eastern Mich.	53 83	108	H	Temple	58 72		
												126	A	VCU	60 67		
												137	H	La Salle	60 75		
												146	A	Boston U.	65 75		
												234	H	Vermont	78 62		
												333	A	Kent St.	73 65		
LAST 12 Division I GAMES:																	
333	A	Kent St.	73 65	137	H	La Salle	60 75										
67	A	Miami (OH)	55 75	103	A	UNLV	58 61										
105	A	Holy Cross	68 70	146	A	Boston U.	65 75										
126	A	VCU	60 67	51	A	Kentucky	47 81										
234	H	Vermont	78 62	108	H	Temple	58 72										
21	N	Georgia	61 81	78	H	Eastern Mich.	53 83										

Non-Div I Games:

Northeastern

■ Loss,
 ■ Non-Conf, S Site,
 ■ Home
 ■ Away
 N Neutral

Average RPI Win:	268	WON-LOST	WINNING	LAST 10	STRENGTH OF	OPP. STRENGTH	TEAM	ADJ.	CONF.	ADJ CONF.
Average RPI Loss:	169	RECORD	PCT. RANK	GAMES	SCHEDULE	OF SCHEDULE	RPI	RPI	RPI	RPI
DIV. I ONLY	4- 9	250	3- 7	120	338	255	255	19	19	
DIV. I NON-CONF.	4- 7	227	3- 6	112	339	253	253	18	18	
TOTALS	RPI 1-25	RPI 26-50	W-L RECORDS	RPI 51-100	RPI 101-150	RPI 150+				
4- 9	0- 0	0- 1	OVERALL	0- 2	0- 1	4- 5				
4- 1	0- 0	0- 1	HOME	0- 0	0- 0	4- 0				
0- 8	0- 0	0- 0	AWAY	0- 2	0- 1	0- 5				
0- 0	0- 0	0- 0	NEUTRAL	0- 0	0- 0	0- 0				
4- 7	0- 0	0- 1	NON-CONFERENCE	0- 2	0- 1	4- 3				
4- 1	0- 0	0- 1	HOME	0- 0	0- 0	4- 0				
0- 6	0- 0	0- 0	AWAY	0- 2	0- 1	0- 3				
0- 0	0- 0	0- 0	NEUTRAL	0- 0	0- 0	0- 0				
0- 2	0- 0	0- 0	CONFERENCE	0- 0	0- 0	0- 2				
0- 0	0- 0	0- 0	HOME	0- 0	0- 0	0- 0				
0- 2	0- 0	0- 0	AWAY	0- 0	0- 0	0- 2				
0- 0	0- 0	0- 0	NEUTRAL	0- 0	0- 0	0- 0				

RPI 1-25	RPI 26-50	RPI 51-100	RPI 101+	Team's RPI: 255
RPI S Opponent Score	RPI S Opponent Score	RPI S Opponent Score	RPI S Opponent Score	
	34  Nebraska 88  97	64  Iowa St. 41  65	104  South Dakota 56  73	
		88  Colorado 60  84	160  Cal St. Fullerton 64 54	
			166  Northern Colo. 71  77	
			178  Utah St. 51  70	
			276  UC Riverside 67 59	
			277  Sacramento St. 85  91	
			301  Utah Valley 56  73	
			301  Utah Valley 73 59	
			307  San Jose St. 64  74	
			333  Kent St. 72 56	
LAST 12 Division I GAMES:				
277  Sacramento St. 85  91	166  Northern Colo. 71  77			
178  Utah St. 51  70	333  Kent St. 72 56			
301  Utah Valley 56  73	301  Utah Valley 73 59			
34  Nebraska 88  97	64  Iowa St. 41  65			
160  Cal St. Fullerton 64 54	104  South Dakota 56  73			
307  San Jose St. 64  74	276  UC Riverside 67 59			

Non-Div I Games: Adams St. 76 50

Northern Ariz.

Northern Colo.

Through Games Of Sunday, January 1, 2012

Average RPI Win:	261	WON-LOST	WINNING	LAST 10	STRENGTH OF	OPP. STRENGTH	TEAM	ADJ.	CONF.	ADJ CONF.
Average RPI Loss:	131	RECORD	PCT. RANK	GAMES	SCHEDULE	OF SCHEDULE	RPI	RPI	RPI	RPI
DIV. I ONLY	7- 5	120	5- 4	259	220	166	166	19	19	
DIV. I NON-CONF.	6- 5	137	5- 3	245	233	159	159	18	18	
TOTALS	RPI 1-25	RPI 26-50	W-L RECORDS	RPI 51-100	RPI 101-150	RPI 150+				
7- 5	0- 0	0- 0	OVERALL	0- 1	0- 3	7- 2				
4- 1	0- 0	0- 0	HOME	0- 0	0- 0	4- 1				
3- 4	0- 0	0- 0	AWAY	0- 1	0- 3	3- 1				
0- 0	0- 0	0- 0	NEUTRAL	0- 0	0- 0	0- 0				
6- 5	0- 0	0- 0	NON-CONFERENCE	0- 0	0- 3	6- 2				
3- 1	0- 0	0- 0	HOME	0- 0	0- 0	3- 1				
3- 4	0- 0	0- 0	AWAY	0- 0	0- 3	3- 1				
0- 0	0- 0	0- 0	NEUTRAL	0- 0	0- 0	0- 0				
1- 1	0- 0	0- 0	CONFERENCE	0- 1	0- 0	1- 0				
1- 0	0- 0	0- 0	HOME	0- 0	0- 0	1- 0				
0- 1	0- 0	0- 0	AWAY	0- 1	0- 0	0- 0				
0- 0	0- 0	0- 0	NEUTRAL	0- 0	0- 0	0- 0				

RPI S	Opponent	Score	RPI S	Opponent	Score	RPI S	Opponent	Score	RPI S	Opponent	Score
						98 A	Idaho St.	52 57	104 A	South Dakota	48 73
									113 A	Bradley	49 59
									116 A	UTEP	51 74
									163 H	Denver	57 66
									192 A	Santa Clara	37 71
									212 H	UC Santa Barbara	44 39
									246 A	New Mexico	61 54
									250 H	Colorado St.	66 60
									255 H	Northern Ariz.	77 71
									273 A	Air Force	71 51
									291 A	San Francisco	85 81
									298 H	UC Irvine	71 56
LAST 12 Division I GAMES:											
255 H	Northern Ariz.	77 71	98 A	Idaho St.	52 57	163 H	Denver	57 66	212 H	UC Santa Barbara	44 39
298 H	UC Irvine	71 56	273 A	Air Force	71 51	291 A	San Francisco	85 81	192 A	Santa Clara	37 71
246 A	New Mexico	61 54									
116 A	UTEP	51 74									
104 A	South Dakota	48 73									
250 H	Colorado St.	66 60									

Non-Div I Games: Black Hills St. 72 35 Neb.-Kearney 69 52

Northern Colo.

Loss, Non-Conf, S Site, H Home A Away N Neutral

Average RPI Win: 220	WON-LOST	WINNING	LAST 10	STRENGTH OF	OPP. STRENGTH	TEAM	ADJ.	CONF.	ADJ CONF.
Average RPI Loss: 111	RECORD	PCT. RANK	GAMES	SCHEDULE	OF SCHEDULE	RPI	RPI	RPI	RPI
DIV. I ONLY	6- 6	164	5- 5	222	127	188	188	12	12
DIV. I NON-CONF.	6- 6	158	6- 6	226	124	196	196	13	13

TOTALS	RPI 1-25	RPI 26-50	W-L RECORDS	RPI 51-100	RPI 101-150	RPI 150+			
6- 6	0- 1	0- 0	OVERALL	0- 1	1- 3	5- 1			
4- 2	0- 0	0- 0	HOME	0- 0	1- 2	3- 0			
2- 4	0- 1	0- 0	AWAY	0- 1	0- 1	2- 1			
0- 0	0- 0	0- 0	NEUTRAL	0- 0	0- 0	0- 0			
6- 6	0- 1	0- 0	NON-CONFERENCE	0- 1	1- 3	5- 1			
4- 2	0- 0	0- 0	HOME	0- 0	1- 2	3- 0			
2- 4	0- 1	0- 0	AWAY	0- 1	0- 1	2- 1			
0- 0	0- 0	0- 0	NEUTRAL	0- 0	0- 0	0- 0			
0- 0	0- 0	0- 0	CONFERENCE	0- 0	0- 0	0- 0			
0- 0	0- 0	0- 0	HOME	0- 0	0- 0	0- 0			
0- 0	0- 0	0- 0	AWAY	0- 0	0- 0	0- 0			
0- 0	0- 0	0- 0	NEUTRAL	0- 0	0- 0	0- 0			

RPI 1-25				RPI 26-50				RPI 51-100				RPI 101+ Team's RPI: 188			
RPI	S	Opponent	Score	RPI	S	Opponent	Score	RPI	S	Opponent	Score	RPI	S	Opponent	Score
13	A	DePaul	46 65					94	A	Eastern Ill.	62 72	108	H	Temple	58 52
												113	H	Bradley	45 50
												121	A	Illinois St.	62 81
												134	H	Ill.-Chicago	47 49
												162	H	Indiana St.	47 43
												191	A	Loyola Chicago	42 73
												204	A	Indiana	60 59
												226	H	Western Ill.	91 84
												296	H	Southern Ill.	53 50
												323	A	Chicago St.	73 40
LAST 12 Division I GAMES:															
94	A	Eastern Ill.	62 72	13	A	DePaul	46 65	121	A	Illinois St.	62 81	108	H	Temple	58 52
162	H	Indiana St.	47 43	113	H	Bradley	45 50	226	H	Western Ill.	91 84	296	H	Southern Ill.	53 50
204	A	Indiana	60 59	108	H	Temple	58 52	191	A	Loyola Chicago	42 73				
134	H	Ill.-Chicago	47 49												
323	A	Chicago St.	73 40												
296	H	Southern Ill.	53 50												

Non-Div I Games:

Northern Ill.

Northwestern

Through Games Of Sunday, January 1, 2012

Average RPI Win:	129	WON-LOST	WINNING	LAST 10	STRENGTH OF	OPP. STRENGTH	TEAM	ADJ.	CONF.	ADJ CONF.
Average RPI Loss:	48	RECORD	PCT. RANK	GAMES	SCHEDULE	OF SCHEDULE	RPI	RPI	RPI	RPI
DIV. I ONLY	10- 4	75	6- 4	33	23	30	30	3	3	
DIV. I NON-CONF.	10- 3	52	8- 3	33	26	29	29	3	3	
TOTALS	RPI 1-25	RPI 26-50	W-L RECORDS	RPI 51-100	RPI 101-150	RPI 150+				
10- 4	1- 2	1- 0	OVERALL	2- 2	2- 0	4- 0				
4- 2	0- 1	1- 0	HOME	0- 1	1- 0	2- 0				
5- 1	1- 0	0- 0	AWAY	2- 1	1- 0	1- 0				
1- 1	0- 1	0- 0	NEUTRAL	0- 0	0- 0	1- 0				
10- 3	1- 2	1- 0	NON-CONFERENCE	2- 1	2- 0	4- 0				
4- 2	0- 1	1- 0	HOME	0- 1	1- 0	2- 0				
5- 0	1- 0	0- 0	AWAY	2- 0	1- 0	1- 0				
1- 1	0- 1	0- 0	NEUTRAL	0- 0	0- 0	1- 0				
0- 1	0- 0	0- 0	CONFERENCE	0- 1	0- 0	0- 0				
0- 0	0- 0	0- 0	HOME	0- 0	0- 0	0- 0				
0- 1	0- 0	0- 0	AWAY	0- 1	0- 0	0- 0				
0- 0	0- 0	0- 0	NEUTRAL	0- 0	0- 0	0- 0				

RPI 1-25				RPI 26-50				Team's RPI: 30				RPI 51-100				RPI 101+			
RPI	S	Opponent	Score	RPI	S	Opponent	Score	RPI	S	Opponent	Score	RPI	S	Opponent	Score	RPI	S	Opponent	Score
13	H	DePaul	72 88	35	H	North Carolina St.	76 59	63	A	Iowa	55 86	103	A	UNLV	79 49				
18	N	Kansas St.	45 64					69	A	Missouri	74 70	121	H	Illinois St.	69 62				
25	A	LSU	44 43					91	A	Central Mich.	69 60	191	A	Loyola Chicago	72 67				
								96	H	Toledo	56 75	199	H	Morgan St.	87 74				
												201	H	Western Ky.	71 57				
												251	N	North Dakota St.	68 55				
LAST 12 Division I GAMES:																			
96	H	Toledo	56 75	63	A	Iowa	55 86												
251	N	North Dakota St.	68 55	69	A	Missouri	74 70												
18	N	Kansas St.	45 64	35	H	North Carolina St.	76 59												
103	A	UNLV	79 49	13	H	DePaul	72 88												
199	H	Morgan St.	87 74	25	A	LSU	44 43												
191	A	Loyola Chicago	72 67	121	H	Illinois St.	69 62												

Non-Div I Games:

Northwestern

■ Loss,
■ Non-Conf, S Site,
■ Home
■ Away
N Neutral

Average RPI Win:	268	WON-LOST	WINNING	LAST 10	STRENGTH OF	OPP. STRENGTH	TEAM	ADJ.	CONF.	ADJ CONF.
Average RPI Loss:	204	RECORD	PCT. RANK	GAMES	SCHEDULE	OF SCHEDULE	RPI	RPI	RPI	RPI
DIV. I ONLY	1- 8	322	1- 6	326	300	334	334	25	25	
DIV. I NON-CONF.	1- 8	319	1- 7	326	301	334	334	26	26	
TOTALS	RPI 1-25	RPI 26-50	W-L RECORDS	RPI 51-100	RPI 101-150	RPI 150+				
1- 8	0- 0	0- 0	OVERALL	0- 1	0- 1	1- 6				
0- 2	0- 0	0- 0	HOME	0- 0	0- 0	0- 2				
1- 4	0- 0	0- 0	AWAY	0- 1	0- 1	1- 2				
0- 2	0- 0	0- 0	NEUTRAL	0- 0	0- 0	0- 2				
1- 8	0- 0	0- 0	NON-CONFERENCE	0- 1	0- 1	1- 6				
0- 2	0- 0	0- 0	HOME	0- 0	0- 0	0- 2				
1- 4	0- 0	0- 0	AWAY	0- 1	0- 1	1- 2				
0- 2	0- 0	0- 0	NEUTRAL	0- 0	0- 0	0- 2				
0- 0	0- 0	0- 0	CONFERENCE	0- 0	0- 0	0- 0				
0- 0	0- 0	0- 0	HOME	0- 0	0- 0	0- 0				
0- 0	0- 0	0- 0	AWAY	0- 0	0- 0	0- 0				
0- 0	0- 0	0- 0	NEUTRAL	0- 0	0- 0	0- 0				

RPI 1-25				RPI 26-50				RPI 51-100				RPI 101+				Team's RPI: 334	
RPI	S	Opponent	Score	RPI	S	Opponent	Score	RPI	S	Opponent	Score	RPI	S	Opponent	Score		
								86	A	Wichita St.	49	77	112	A	Alabama	52	78
													173	A	SMU	41	67
													190	N	Florida A&M	53	77
													230	A	South Ala.	51	64
													244	N	Alcorn St.	60	70
													256	H	La.-Monroe	68	84
													268	A	Prairie View	79	69
													337	H	Jackson St.	73	79
LAST 12 Division I GAMES:																	
				256	H	La.-Monroe	68	84		337	H	Jackson St.	73	79			
				244	N	Alcorn St.	60	70		112	A	Alabama	52	78			
				190	N	Florida A&M	53	77		86	A	Wichita St.	49	77			
				173	A	SMU	41	67									
				268	A	Prairie View	79	69									
				230	A	South Ala.	51	64									

Non-Div I Games: Centenary (LA) 109 72 Loyola (LA) 80 84 LSU-Shreveport 63 40 Wiley 95 69 Northwestern St.

Loss, Non-Conf, S Site, H Home A Away N Neutral

Through Games Of Sunday, January 17, 1915									
Average RPI Win: 123	WON-LOST	WINNING	LAST 10	STRENGTH OF	OPP. STRENGTH	TEAM	ADJ.	CONF.	ADJ CONF.
Average RPI Loss: 5	RECORD	PCT. RANK	GAMES	SCHEDULE	OF SCHEDULE	RPI	RPI	RPI	RPI
DIV. I ONLY	13- 1	7	10- 0	21	37	8	8	2	2
DIV. I NON-CONF.	12- 1	7	10- 1	22	34	8	8	2	2

TOTALS	RPI 1-25		RPI 26-50	W-L RECORDS	RPI 51-100	RPI 101-150		RPI 150+	
13- 1	2- 1		2- 0	OVERALL	4- 0	0- 0		5- 0	
8- 0	0- 0		1- 0	HOME	3- 0	0- 0		4- 0	
3- 1	1- 1		0- 0	AWAY	1- 0	0- 0		1- 0	
2- 0	1- 0		1- 0	NEUTRAL	0- 0	0- 0		0- 0	
12- 1	2- 1		2- 0	NON-CONFERENCE	3- 0	0- 0		5- 0	
7- 0	0- 0		1- 0	HOME	2- 0	0- 0		4- 0	
3- 1	1- 1		0- 0	AWAY	1- 0	0- 0		1- 0	
2- 0	1- 0		1- 0	NEUTRAL	0- 0	0- 0		0- 0	
1- 0	0- 0		0- 0	CONFERENCE	1- 0	0- 0		0- 0	
1- 0	0- 0		0- 0	HOME	1- 0	0- 0		0- 0	
0- 0	0- 0		0- 0	AWAY	0- 0	0- 0		0- 0	
0- 0	0- 0		0- 0	NEUTRAL	0- 0	0- 0		0- 0	

RPI 1-25						Team's RPI:		8	
RPI	S	Opponent	Score						
5	A	Baylor	81	94					
22	N	Duke	56	54					
23	A	Purdue	66	38					

RPI 26-50					
RPI	S	Opponent	Score		
36	N	Southern California	80	58	
46	H	Hartford	98	43	

RPI 51-100					
RPI	S	Opponent	Score		
51	H	Kentucky	92	83	
65	A	Creighton	76	48	
89	H	Marquette	95	42	
100	H	Penn	69	38	

RPI 101+					
RPI	S	Opponent	Score		
162	H	Indiana St.	99	34	
208	H	Akron	81	61	
242	H	UCF	90	38	
254	H	Longwood	92	26	
304	A	Mercer	128	42	

LAST 12 Division I GAMES:									
23	A	Purdue	66	38	304	A	Mercer	128	42
89	H	Marquette	95	42	254	H	Longwood	92	26
65	A	Creighton	76	48	242	H	UCF	90	38
100	H	Penn	69	38	51	H	Kentucky	92	83
22	N	Duke	56	54	5	A	Baylor	81	94
36	N	Southern California	80	58	46	H	Hartford	98	43

Non-Div I Games:

Notre Dame

Loss, Non-Conf, S Site, H Home A Away N Neutral

Current Season				Through Games of Sunday, January 17, 2015						
Average RPI Win:	173	WON-LOST	WINNING	LAST 10	STRENGTH OF	OPP. STRENGTH	TEAM	ADJ.	CONF.	ADJ CONF.
Average RPI Loss:	134	RECORD	PCT. RANK	GAMES	SCHEDULE	OF SCHEDULE	RPI	RPI	RPI	RPI
DIV. I ONLY	4- 8	240	3- 7	95	159	193	193	11	11	
DIV. I NON-CONF.	3- 5	224	3- 4	74	136	180	180	11	11	

TOTALS	RPI 1-25	RPI 26-50		W-L RECORDS		RPI 51-100	RPI 101-150	RPI 150+		
4- 8	0- 1	0- 0		OVERALL		0- 0	2- 4	2- 3		
3- 2	0- 0	0- 0		HOME		0- 0	2- 2	1- 0		
1- 6	0- 1	0- 0		AWAY		0- 0	0- 2	1- 3		
0- 0	0- 0	0- 0		NEUTRAL		0- 0	0- 0	0- 0		
3- 5	0- 1	0- 0		NON-CONFERENCE		0- 0	1- 2	2- 2		
2- 1	0- 0	0- 0		HOME		0- 0	1- 1	1- 0		
1- 4	0- 1	0- 0		AWAY		0- 0	0- 1	1- 2		
0- 0	0- 0	0- 0		NEUTRAL		0- 0	0- 0	0- 0		
1- 3	0- 0	0- 0		CONFERENCE		0- 0	1- 2	0- 1		
1- 1	0- 0	0- 0		HOME		0- 0	1- 1	0- 0		
0- 2	0- 0	0- 0		AWAY		0- 0	0- 1	0- 1		
0- 0	0- 0	0- 0		NEUTRAL		0- 0	0- 0	0- 0		

RPI 1-25				RPI 26-50				RPI 51-100				RPI 101+ Team's RPI: 193			
RPI	S	Opponent	Score	RPI	S	Opponent	Score	RPI	S	Opponent	Score	RPI	S	Opponent	Score
23	A	Purdue	47 66									102	A	South Dakota St.	52 62
												104	H	South Dakota	51 58
												114	A	Michigan St.	42 67
												118	H	Providence	50 51
												122	H	UMKC	71 65
												134	H	Ill.-Chicago	48 45
												161	A	Buffalo	65 69
												184	A	American	68 62
												195	A	George Mason	48 59
												251	A	North Dakota St.	65 78
												253	H	Clemson	63 51
LAST 12 Division I GAMES:															
134	H	Ill.-Chicago	48 45	251	A	North Dakota St.	65 78								
253	H	Clemson	63 51	102	A	South Dakota St.	52 62								
104	H	South Dakota	51 58	161	A	Buffalo	65 69								
122	H	UMKC	71 65	23	A	Purdue	47 66								
114	A	Michigan St.	42 67	184	A	American	68 62								
118	H	Providence	50 51	195	A	George Mason	48 59								

Non-Div I Games: Rochester College 74 30

Oakland

Average RPI Win:	246	WON-LOST	WINNING	LAST 10	STRENGTH OF	OPP. STRENGTH	TEAM	ADJ.	CONF.	ADJ CONF.
Average RPI Loss:	147	RECORD	PCT. RANK	GAMES	SCHEDULE	OF SCHEDULE	RPI	RPI	RPI	RPI
DIV. I ONLY	7- 7	164	4- 6	233	196	233	233	12	12	
DIV. I NON-CONF.	7- 7	158	6- 6	235	193	232	232	13	13	
TOTALS	RPI 1-25	RPI 26-50	W-L RECORDS	RPI 51-100	RPI 101-150	RPI 150+				
7- 7	0- 0	0- 2	OVERALL	0- 2	0- 0	7- 3				
6- 2	0- 0	0- 0	HOME	0- 1	0- 0	6- 1				
0- 3	0- 0	0- 1	AWAY	0- 0	0- 0	0- 2				
1- 2	0- 0	0- 1	NEUTRAL	0- 1	0- 0	1- 0				
7- 7	0- 0	0- 2	NON-CONFERENCE	0- 2	0- 0	7- 3				
6- 2	0- 0	0- 0	HOME	0- 1	0- 0	6- 1				
0- 3	0- 0	0- 1	AWAY	0- 0	0- 0	0- 2				
1- 2	0- 0	0- 1	NEUTRAL	0- 1	0- 0	1- 0				
0- 0	0- 0	0- 0	CONFERENCE	0- 0	0- 0	0- 0				
0- 0	0- 0	0- 0	HOME	0- 0	0- 0	0- 0				
0- 0	0- 0	0- 0	AWAY	0- 0	0- 0	0- 0				
0- 0	0- 0	0- 0	NEUTRAL	0- 0	0- 0	0- 0				

RPI 1-25				RPI 26-50				RPI 51-100				RPI 101+				Team's RPI: 233	
RPI	S	Opponent	Score	RPI	S	Opponent	Score	RPI	S	Opponent	Score	RPI	S	Opponent	Score		
				44	A	Duquesne	60 83	80	H	UNC Wilmington	51 56	165	N	Xavier	80 75		
				48	N	Oklahoma	57 89	99	N	Syracuse	70 81	171	H	Marshall	68 56		
												183	H	Youngstown St.	47 55		
												195	H	George Mason	75 59		
												262	H	Niagara	50 40		
												284	A	Cleveland St.	56 66		
												288	A	Morehead St.	57 62		
												291	H	San Francisco	63 53		
												315	H	Belmont	65 51		
												323	H	Chicago St.	65 37		
LAST 12 Division I GAMES:																	
				262	H	Niagara	50 40	195	H	George Mason	75 59						
				291	H	San Francisco	63 53	99	N	Syracuse	70 81						
				183	H	Youngstown St.	47 55	165	N	Xavier	80 75						
				284	A	Cleveland St.	56 66	48	N	Oklahoma	57 89						
				44	A	Duquesne	60 83	323	H	Chicago St.	65 37						
				80	H	UNC Wilmington	51 56	315	H	Belmont	65 51						

Non-Div I Games:

Ohio

Average RPI Win:	122	WON-LOST	WINNING	LAST 10	STRENGTH OF	OPP. STRENGTH	TEAM	ADJ.	CONF.	ADJ CONF.
Average RPI Loss:	0	RECORD	PCT. RANK	GAMES	SCHEDULE	OF SCHEDULE	RPI	RPI	RPI	RPI
DIV. I ONLY	14- 0	1	10- 0	160	6	14	14	3	3	
DIV. I NON-CONF.	13- 0	1	10- 0	132	7	13	13	3	3	
TOTALS	RPI 1-25	RPI 26-50	W-L RECORDS	RPI 51-100	RPI 101-150	RPI 150+				
14- 0	1- 0	3- 0	OVERALL	4- 0	2- 0	5- 0				
11- 0	1- 0	2- 0	HOME	3- 0	1- 0	5- 0				
3- 0	0- 0	1- 0	AWAY	1- 0	1- 0	0- 0				
0- 0	0- 0	0- 0	NEUTRAL	0- 0	0- 0	0- 0				
13- 0	1- 0	3- 0	NON-CONFERENCE	3- 0	1- 0	5- 0				
11- 0	1- 0	2- 0	HOME	2- 0	1- 0	5- 0				
2- 0	0- 0	1- 0	AWAY	1- 0	0- 0	0- 0				
0- 0	0- 0	0- 0	NEUTRAL	0- 0	0- 0	0- 0				
2- 0	0- 0	0- 0	CONFERENCE	1- 0	1- 0	0- 0				
1- 0	0- 0	0- 0	HOME	1- 0	0- 0	0- 0				
1- 0	0- 0	0- 0	AWAY	0- 0	1- 0	0- 0				
0- 0	0- 0	0- 0	NEUTRAL	0- 0	0- 0	0- 0				

RPI	S	Opponent	Score	RPI	S	Opponent	Score	RPI	S	Opponent	Score	RPI	S	Opponent	Score
25	H	LSU	77 68	39	H	Washington St.	79 57	53	A	California	77 75	108	H	Temple	70 66
				41	H	Florida St.	78 75	63	H	Iowa	84 71	124	A	Wisconsin	77 61
				48	A	Oklahoma	69 63	71	H	Howard	73 50	174	H	Canisius	84 41
								97	H	Charlotte	88 58	177	H	Southern Utah	88 50
												235	H	Stony Brook	84 37
												286	H	Tennessee St.	78 51
												289	H	Southern U.	83 49
LAST 12 Division I GAMES:															
				97	H	Charlotte	88 58	63	H	Iowa	84 71				
				53	A	California	77 75	124	A	Wisconsin	77 61				
				289	H	Southern U.	83 49	39	H	Washington St.	79 57				
				174	H	Canisius	84 41	177	H	Southern Utah	88 50				
				48	A	Oklahoma	69 63	25	H	LSU	77 68				
				41	H	Florida St.	78 75	235	H	Stony Brook	84 37				

Non-Div I Games:

Ohio St.

Average RPI Win:	195	WON-LOST	WINNING	LAST 10	STRENGTH OF	OPP. STRENGTH	TEAM	ADJ.	CONF.	ADJ CONF.
Average RPI Loss:	41	RECORD	PCT. RANK	GAMES	SCHEDULE	OF SCHEDULE	RPI	RPI	RPI	RPI
DIV. I ONLY	8- 3	67	7- 3	55	148	48	48	1	1	
DIV. I NON-CONF.	8- 3	71	8- 3	57	147	44	44	1	1	
TOTALS	RPI 1-25	RPI 26-50	W-L RECORDS	RPI 51-100	RPI 101-150	RPI 150+				
8- 3	0- 1	0- 0	OVERALL	1- 2	1- 0	6- 0				
3- 1	0- 1	0- 0	HOME	0- 0	1- 0	2- 0				
1- 2	0- 0	0- 0	AWAY	0- 2	0- 0	1- 0				
4- 0	0- 0	0- 0	NEUTRAL	1- 0	0- 0	3- 0				
8- 3	0- 1	0- 0	NON-CONFERENCE	1- 2	1- 0	6- 0				
3- 1	0- 1	0- 0	HOME	0- 0	1- 0	2- 0				
1- 2	0- 0	0- 0	AWAY	0- 2	0- 0	1- 0				
4- 0	0- 0	0- 0	NEUTRAL	1- 0	0- 0	3- 0				
0- 0	0- 0	0- 0	CONFERENCE	0- 0	0- 0	0- 0				
0- 0	0- 0	0- 0	HOME	0- 0	0- 0	0- 0				
0- 0	0- 0	0- 0	AWAY	0- 0	0- 0	0- 0				
0- 0	0- 0	0- 0	NEUTRAL	0- 0	0- 0	0- 0				

RPI 1-25			RPI 26-50		Team's RPI: 48	RPI 51-100			RPI 101+		
RPI	S	Opponent	Score	RPI	S	Opponent	Score	RPI	S	Opponent	Score
14	H	Ohio St.	63 69					52	A	Vanderbilt	66 78
								56	A	Fresno St.	66 69
								99	N	Syracuse	82 63
								142	H	TCU	82 54
								165	N	Xavier	73 51
								169	N	Liberty	76 45
								228	H	Milwaukee	72 50
								233	N	Ohio	89 57
								246	A	New Mexico	58 56
								277	H	Sacramento St.	117 55
LAST 12 Division I GAMES:											
228	H	Milwaukee	72 50	142	H	TCU	82 54				
56	A	Fresno St.	66 69	165	N	Xavier	73 51				
14	H	Ohio St.	63 69	99	N	Syracuse	82 63				
52	A	Vanderbilt	66 78	233	N	Ohio	89 57				
169	N	Liberty	76 45	277	H	Sacramento St.	117 55				
246	A	New Mexico	58 56								

Non-Div I Games:

Oklahoma

Average RPI Win: 180		WON-LOST	WINNING	LAST 10	STRENGTH OF	OPP. STRENGTH	TEAM	ADJ.	CONF.	ADJ CONF.
Average RPI Loss: 72		RECORD	PCT. RANK	GAMES	SCHEDULE	OF SCHEDULE	RPI	RPI	RPI	RPI
DIV. I ONLY		8- 1	15	8- 1	253	63	68	68	1	1
DIV. I NON-CONF.		8- 1	18	8- 1	255	63	74	74	1	1
TOTALS	RPI 1-25	RPI 26-50		W-L RECORDS		RPI 51-100	RPI 101-150	RPI 150+		
8- 1	0- 0	0- 0		OVERALL		1- 1	2- 0	5- 0		
6- 0	0- 0	0- 0		HOME		1- 0	1- 0	4- 0		
1- 0	0- 0	0- 0		AWAY		0- 0	0- 0	1- 0		
1- 1	0- 0	0- 0		NEUTRAL		0- 1	1- 0	0- 0		
8- 1	0- 0	0- 0		NON-CONFERENCE		1- 1	2- 0	5- 0		
6- 0	0- 0	0- 0		HOME		1- 0	1- 0	4- 0		
1- 0	0- 0	0- 0		AWAY		0- 0	0- 0	1- 0		
1- 1	0- 0	0- 0		NEUTRAL		0- 1	1- 0	0- 0		
0- 0	0- 0	0- 0		CONFERENCE		0- 0	0- 0	0- 0		
0- 0	0- 0	0- 0		HOME		0- 0	0- 0	0- 0		
0- 0	0- 0	0- 0		AWAY		0- 0	0- 0	0- 0		
0- 0	0- 0	0- 0		NEUTRAL		0- 0	0- 0	0- 0		

RPI 1-25				RPI 26-50				RPI 51-100				Team's RPI: 68				RPI 101+			
RPI	S	Opponent	Score	RPI	S	Opponent	Score	RPI	S	Opponent	Score	RPI	S	Opponent	Score	RPI	S	Opponent	Score

Non-Div I Games:

Oklahoma St.

Loss, Non-Conf, S Site, H Home A Away N Neutral

Average RPI Win:	233	WON-LOST	WINNING	LAST 10	STRENGTH OF	OPP. STRENGTH	TEAM	ADJ.	CONF.	ADJ CONF.
Average RPI Loss:	122	RECORD	PCT. RANK	GAMES	SCHEDULE	OF SCHEDULE	RPI	RPI	RPI	RPI
DIV. I ONLY	3- 10	283	3- 7	70	133	229	229	7	7	
DIV. I NON-CONF.	3- 9	270	3- 8	75	109	226	226	7	7	
TOTALS	RPI 1-25	RPI 26-50	W-L RECORDS	RPI 51-100	RPI 101-150	RPI 150+				
3- 10	0- 3	0- 1	OVERALL	0- 0	1- 1	2- 5				
2- 3	0- 0	0- 1	HOME	0- 0	0- 0	2- 2				
0- 5	0- 3	0- 0	AWAY	0- 0	0- 0	0- 2				
1- 2	0- 0	0- 0	NEUTRAL	0- 0	1- 1	0- 1				
3- 9	0- 3	0- 1	NON-CONFERENCE	0- 0	1- 1	2- 4				
2- 3	0- 0	0- 1	HOME	0- 0	0- 0	2- 2				
0- 4	0- 3	0- 0	AWAY	0- 0	0- 0	0- 1				
1- 2	0- 0	0- 0	NEUTRAL	0- 0	1- 1	0- 1				
0- 1	0- 0	0- 0	CONFERENCE	0- 0	0- 0	0- 1				
0- 0	0- 0	0- 0	HOME	0- 0	0- 0	0- 0				
0- 1	0- 0	0- 0	AWAY	0- 0	0- 0	0- 1				
0- 0	0- 0	0- 0	NEUTRAL	0- 0	0- 0	0- 0				

RPI 1-25				RPI 26-50				RPI 51-100				RPI 101+ Team's RPI: 229			
RPI	S	Opponent	Score	RPI	S	Opponent	Score	RPI	S	Opponent	Score	RPI	S	Opponent	Score
2	A	Tennessee	37 90	28	H	Richmond	63 78					107	N	Seton Hall	49 60
4	A	Stanford	48 97									112	N	Alabama	77 76
15	A	Georgia Tech	56 87									186	H	Md.-East. Shore	59 63
												195	A	George Mason	69 85
												207	N	Louisiana Tech	71 84
												215	H	Virginia Tech	65 77
												264	A	George Washington	52 58
												279	H	N.C. A&T	71 58
												309	H	Wofford	70 58
LAST 12 Division I GAMES:															
2	A	Tennessee	37 90	279	H	N.C. A&T	71 58								
186	H	Md.-East. Shore	59 63	309	H	Wofford	70 58								
112	N	Alabama	77 76	195	A	George Mason	69 85								
28	H	Richmond	63 78	264	A	George Washington	52 58								
4	A	Stanford	48 97	107	N	Seton Hall	49 60								
15	A	Georgia Tech	56 87	207	N	Louisiana Tech	71 84								

Non-Div I Games:

Old Dominion

■ Loss,
 ■ Non-Conf,
 S Site,
 ■ Home
 ■ Away
 N Neutral

Average RPI Win:	260	WON-LOST	WINNING	LAST 10	STRENGTH OF	OPP. STRENGTH	TEAM	ADJ.	CONF.	ADJ CONF.
Average RPI Loss:	69	RECORD	PCT. RANK	GAMES	SCHEDULE	OF SCHEDULE	RPI	RPI	RPI	RPI
DIV. I ONLY	10- 4	75	7- 3	317	160	187	187	4	4	
DIV. I NON-CONF.	10- 3	52	9- 2	332	181	216	216	4	4	
TOTALS	RPI 1-25	RPI 26-50	W-L RECORDS	RPI 51-100	RPI 101-150	RPI 150+				
10- 4	0- 2	0- 0	OVERALL	0- 1	1- 1	9- 0				
7- 2	0- 1	0- 0	HOME	0- 1	1- 0	6- 0				
3- 2	0- 1	0- 0	AWAY	0- 0	0- 1	3- 0				
0- 0	0- 0	0- 0	NEUTRAL	0- 0	0- 0	0- 0				
10- 3	0- 1	0- 0	NON-CONFERENCE	0- 1	1- 1	9- 0				
7- 1	0- 0	0- 0	HOME	0- 1	1- 0	6- 0				
3- 2	0- 1	0- 0	AWAY	0- 0	0- 1	3- 0				
0- 0	0- 0	0- 0	NEUTRAL	0- 0	0- 0	0- 0				
0- 1	0- 1	0- 0	CONFERENCE	0- 0	0- 0	0- 0				
0- 1	0- 1	0- 0	HOME	0- 0	0- 0	0- 0				
0- 0	0- 0	0- 0	AWAY	0- 0	0- 0	0- 0				
0- 0	0- 0	0- 0	NEUTRAL	0- 0	0- 0	0- 0				

RPI 1-25				RPI 26-50				RPI 51-100				RPI 101+ Team's RPI: 187			
RPI	S	Opponent	Score	RPI	S	Opponent	Score	RPI	S	Opponent	Score	RPI	S	Opponent	Score
20	A	Miami (FL)	48 76					91	H	Central Mich.	75 78	135	H	Grambling	78 53
25	H	LSU	44 83									138	A	Lamar	58 67
												172	H	Ark.-Pine Bluff	83 52
												198	A	Massachusetts	72 67
												230	H	South Ala.	54 45
												284	H	Cleveland St.	74 63
												293	H	North Florida	68 59
												316	H	Murray St.	64 59
												319	A	Southeast Mo. St.	51 43
												322	H	Southeastern La.	72 52
												332	A	Lipscomb	72 57
LAST 12 Division I GAMES:															
25	H	LSU	44 83	284	H	Cleveland St.	74 63								
322	H	Southeastern La.	72 52	316	H	Murray St.	64 59								
172	H	Ark.-Pine Bluff	83 52	332	A	Lipscomb	72 57								
198	A	Massachusetts	72 67	91	H	Central Mich.	75 78								
319	A	Southeast Mo. St.	51 43	20	A	Miami (FL)	48 76								
230	H	South Ala.	54 45	135	H	Grambling	78 53								

Non-Div I Games:

Ole Miss

■ Loss,
 ■ Non-Conf,
 ■ S Site,
 ■ H Home
 ■ A Away
 N Neutral

Oral Roberts

Through Games Of Sunday, January 1, 2012

Average RPI Win:	174	WON-LOST	WINNING	LAST 10	STRENGTH OF	OPP. STRENGTH	TEAM	ADJ.	CONF.	ADJ CONF.
Average RPI Loss:	111	RECORD	PCT. RANK	GAMES	SCHEDULE	OF SCHEDULE	RPI	RPI	RPI	RPI
DIV. I ONLY	7- 6	152	4- 6	156	105	119	119	11	11	
DIV. I NON-CONF.	5- 5	158	4- 5	178	83	127	127	11	11	
TOTALS	RPI 1-25	RPI 26-50	W-L RECORDS	RPI 51-100	RPI 101-150	RPI 150+				
7- 6	0- 0	0- 1	OVERALL	0- 2	3- 2	4- 1				
3- 2	0- 0	0- 0	HOME	0- 1	0- 1	3- 0				
4- 4	0- 0	0- 1	AWAY	0- 1	3- 1	1- 1				
0- 0	0- 0	0- 0	NEUTRAL	0- 0	0- 0	0- 0				
5- 5	0- 0	0- 1	NON-CONFERENCE	0- 2	2- 1	3- 1				
2- 2	0- 0	0- 0	HOME	0- 1	0- 1	2- 0				
3- 3	0- 0	0- 1	AWAY	0- 1	2- 0	1- 1				
0- 0	0- 0	0- 0	NEUTRAL	0- 0	0- 0	0- 0				
2- 1	0- 0	0- 0	CONFERENCE	0- 0	1- 1	1- 0				
1- 0	0- 0	0- 0	HOME	0- 0	0- 0	1- 0				
1- 1	0- 0	0- 0	AWAY	0- 0	1- 1	0- 0				
0- 0	0- 0	0- 0	NEUTRAL	0- 0	0- 0	0- 0				

RPI S	Opponent	Score	RPI S	Opponent	Score	RPI S	Opponent	Score	RPI S	Opponent	Score	Team's RPI: 119
			33 A	Kansas	68 85	57 A	Arkansas	37 65	104 A	South Dakota	66 53	
						59 H	Missouri St.	79 85	111 A	North Texas	70 60	
									122 A	UMKC	79 92	
									124 A	Wisconsin	80 63	
									135 H	Grambling	80 89	
									177 H	Southern Utah	109 59	
									180 H	UALR	78 63	
									207 H	Louisiana Tech	92 71	
									258 A	Tulsa	57 65	
									318 A	Houston	76 60	
LAST 12 Division I GAMES:												
122 A	UMKC	79 92	33 A	Kansas	68 85	135 H	Grambling	80 89	180 H	UALR	78 63	
104 A	South Dakota	66 53	59 H	Missouri St.	79 85	57 A	Arkansas	37 65	177 H	Southern Utah	109 59	
59 H	Missouri St.	79 85	318 A	Houston	76 60	258 A	Tulsa	57 65				
318 A	Houston	76 60	207 H	Louisiana Tech	92 71							
207 H	Louisiana Tech	92 71	111 A	North Texas	70 60							
111 A	North Texas	70 60										

Non-Div I Games: Drury 80 53

Oral Roberts

Loss, Non-Conf, S Site, H Home A Away N Neutral

Oregon

Average RPI Win: 198

Average RPI Loss: 115

WON-LOST

WINNING

LAST 10

Through Games Of Sunday, January 1, 2012

STRENGTH OF

OPP. STRENGTH

TEAM

ADJ.

CONF.

ADJ CONF.

RECORD

PCT. RANK

GAMES

SCHEDULE

OF SCHEDULE

RPI

RPI

RPI

RPI

DIV. I ONLY

9- 5

96

5- 5

188

111

155

155

5

5

DIV. I NON-CONF.

8- 4

89

6- 4

233

125

174

174

6

6

TOTALS

RPI 1-25

RPI 26-50

W-L RECORDS

RPI 51-100

RPI 101-150

RPI 150+

9- 5

0- 0

0- 2

OVERALL

1- 1

2- 0

6- 2

9- 2

0- 0

0- 2

HOME

1- 0

2- 0

6- 0

0- 3

0- 0

0- 0

AWAY

0- 1

0- 0

0- 2

0- 0

0- 0

0- 0

NEUTRAL

0- 0

0- 0

0- 0

8- 4

0- 0

0- 1

NON-CONFERENCE

1- 1

1- 0

6- 2

8- 1

0- 0

0- 1

HOME

1- 0

1- 0

6- 0

0- 3

0- 0

0- 0

AWAY

0- 1

0- 0

0- 2

0- 0

0- 0

0- 0

NEUTRAL

0- 0

0- 0

0- 0

1- 1

0- 0

0- 1

CONFERENCE

0- 0

1- 0

0- 0

1- 1

0- 0

0- 1

HOME

0- 0

1- 0

0- 0

0- 0

0- 0

0- 0

AWAY

0- 0

0- 0

0- 0

0- 0

0- 0

0- 0

NEUTRAL

0- 0

0- 0

0- 0

RPI 1-25

RPI 26-50

RPI 51-100

RPI 101+

Team's RPI: 155

RPI S Opponent Score

RPI S Opponent Score

RPI S Opponent Score

RPI S Opponent Score

39 H Washington St. 47 75

55 H Illinois 77 74

129 H Washington 88 86

40 H St. Mary's (CA) 62 72

56 A Fresno St. 71 81

140 H Portland 88 78

154 H Portland St. 75 71

163 A Denver 65 89

206 H Cal St. Northridge 79 75

222 H Cal Poly 102 93

249 H Nicholls St. 95 76

278 A Nevada 74 76

298 H UC Irvine 89 77

330 H Weber St. 88 73

LAST 12 Division I GAMES:

129 H Washington 88 86

40 H St. Mary's (CA) 62 72

39 H Washington St. 47 75

206 H Cal St. Northridge 79 75

249 H Nicholls St. 95 76

278 A Nevada 74 76

298 H UC Irvine 89 77

163 A Denver 65 89

330 H Weber St. 88 73

140 H Portland 88 78

154 H Portland St. 75 71

56 A Fresno St. 71 81

O
r
e
g
o
nO
r
e
g
o
n

Non-Div I Games:

Oregon

Loss, Non-Conf, S Site, H Home A Away N Neutral

Page 214

Average RPI Win:	176	WON-LOST	WINNING	LAST 10	STRENGTH OF	OPP. STRENGTH	TEAM	ADJ.	CONF.	ADJ CONF.
Average RPI Loss:	63	RECORD	PCT. RANK	GAMES	SCHEDULE	OF SCHEDULE	RPI	RPI	RPI	RPI
DIV. I ONLY	8- 3	67	6- 3	130	96	79	79	5	5	
DIV. I NON-CONF.	7- 2	50	7- 2	180	119	94	94	6	6	
TOTALS	RPI 1-25	RPI 26-50	W-L RECORDS	RPI 51-100	RPI 101-150	RPI 150+				
8- 3	0- 0	0- 2	OVERALL	0- 0	4- 1	4- 0				
4- 2	0- 0	0- 2	HOME	0- 0	2- 0	2- 0				
4- 0	0- 0	0- 0	AWAY	0- 0	2- 0	2- 0				
0- 1	0- 0	0- 0	NEUTRAL	0- 0	0- 1	0- 0				
7- 2	0- 0	0- 1	NON-CONFERENCE	0- 0	3- 1	4- 0				
3- 1	0- 0	0- 1	HOME	0- 0	1- 0	2- 0				
4- 0	0- 0	0- 0	AWAY	0- 0	2- 0	2- 0				
0- 1	0- 0	0- 0	NEUTRAL	0- 0	0- 1	0- 0				
1- 1	0- 0	0- 1	CONFERENCE	0- 0	1- 0	0- 0				
1- 1	0- 0	0- 1	HOME	0- 0	1- 0	0- 0				
0- 0	0- 0	0- 0	AWAY	0- 0	0- 0	0- 0				
0- 0	0- 0	0- 0	NEUTRAL	0- 0	0- 0	0- 0				

RPI 1-25				RPI 26-50				RPI 51-100				Team's RPI: 79		RPI 101+			
RPI	S	Opponent	Score	RPI	S	Opponent	Score	RPI	S	Opponent	Score			RPI	S	Opponent	Score
				39	H	Washington St.	54 61							110	A	Eastern Wash.	74 60
				40	H	St. Mary's (CA)	61 81							111	N	North Texas	53 60
														120	H	Montana St.	83 53
														128	A	Pepperdine	63 52
														129	H	Washington	60 55
														177	H	Southern Utah	90 40
														206	H	Cal St. Northridge	83 63
														257	A	CSU Bakersfield	85 62
														281	A	Rice	63 57
LAST 12 Division I GAMES:																	
				39	H	Washington St.	54 61	40	H	St. Mary's (CA)	61 81						
				129	H	Washington	60 55	257	A	CSU Bakersfield	85 62						
				177	H	Southern Utah	90 40	128	A	Pepperdine	63 52						
				206	H	Cal St. Northridge	83 63	281	A	Rice	63 57						
				120	H	Montana St.	83 53	111	N	North Texas	53 60						
								110	A	Eastern Wash.	74 60						

Non-Div I Games: Corban 79 47 Western Ore. 96 32

Oregon St.

Average RPI Win:	183	WON-LOST	WINNING	LAST 10	STRENGTH OF	OPP. STRENGTH	TEAM	ADJ.	CONF.	ADJ CONF.
Average RPI Loss:	62	RECORD	PCT. RANK	GAMES	SCHEDULE	OF SCHEDULE	RPI	RPI	RPI	RPI
DIV. I ONLY	7- 5	120	7- 3	74	66	74	74	17	17	
DIV. I NON-CONF.	6- 5	137	6- 5	77	46	78	78	12	12	
TOTALS	RPI 1-25	RPI 26-50	W-L RECORDS	RPI 51-100	RPI 101-150	RPI 150+				
7- 5	0- 1	1- 1	OVERALL	0- 2	1- 1	5- 0				
5- 1	0- 0	1- 1	HOME	0- 0	1- 0	3- 0				
2- 4	0- 1	0- 0	AWAY	0- 2	0- 1	2- 0				
0- 0	0- 0	0- 0	NEUTRAL	0- 0	0- 0	0- 0				
6- 5	0- 1	1- 1	NON-CONFERENCE	0- 2	1- 1	4- 0				
4- 1	0- 0	1- 1	HOME	0- 0	1- 0	2- 0				
2- 4	0- 1	0- 0	AWAY	0- 2	0- 1	2- 0				
0- 0	0- 0	0- 0	NEUTRAL	0- 0	0- 0	0- 0				
1- 0	0- 0	0- 0	CONFERENCE	0- 0	0- 0	1- 0				
1- 0	0- 0	0- 0	HOME	0- 0	0- 0	1- 0				
0- 0	0- 0	0- 0	AWAY	0- 0	0- 0	0- 0				
0- 0	0- 0	0- 0	NEUTRAL	0- 0	0- 0	0- 0				

RPI 1-25				RPI 26-50				RPI 51-100				Team's RPI: 74	RPI 101+			
RPI	S	Opponent	Score	RPI	S	Opponent	Score	RPI	S	Opponent	Score		RPI	S	Opponent	Score
3	A	Connecticut	53 112	40	H	St. Mary's (CA)	67 68	56	A	Fresno St.	52 61		110	H	Eastern Wash.	69 60
				49	H	Florida	78 73	92	A	San Diego	57 77		117	A	Fairfield	47 56
													151	H	SIU Edwardsville	78 68
													160	H	Cal St. Fullerton	72 67
													257	A	CSU Bakersfield	96 73
													273	H	Air Force	95 59
													278	A	Nevada	75 70
LAST 12 Division I GAMES:																
160	H	Cal St. Fullerton	72 67	56	A	Fresno St.	52 61									
273	H	Air Force	95 59	92	A	San Diego	57 77									
110	H	Eastern Wash.	69 60	49	H	Florida	78 73									
40	H	St. Mary's (CA)	67 68	278	A	Nevada	75 70									
3	A	Connecticut	53 112	151	H	SIU Edwardsville	78 68									
117	A	Fairfield	47 56	257	A	CSU Bakersfield	96 73									

Non-Div I Games:

Pacific

■ Loss,
 ■ Non-Conf, S Site,
 ■ Home
 ■ Away
 N Neutral

Average RPI Win:	222	WON-LOST	WINNING	LAST 10	STRENGTH OF	OPP. STRENGTH	TEAM	ADJ.	CONF.	ADJ CONF.
Average RPI Loss:	84	RECORD	PCT. RANK	GAMES	SCHEDULE	OF SCHEDULE	RPI	RPI	RPI	RPI
DIV. I ONLY	7- 3	81	7- 3	243	130	100	100	15	15	
DIV. I NON-CONF.	7- 3	85	7- 3	247	128	100	100	17	17	
TOTALS	RPI 1-25	RPI 26-50	W-L RECORDS	RPI 51-100	RPI 101-150	RPI 150+				
7- 3	0- 1	0- 0	OVERALL	1- 0	1- 2	5- 0				
5- 0	0- 0	0- 0	HOME	1- 0	1- 0	3- 0				
1- 3	0- 1	0- 0	AWAY	0- 0	0- 2	1- 0				
1- 0	0- 0	0- 0	NEUTRAL	0- 0	0- 0	1- 0				
7- 3	0- 1	0- 0	NON-CONFERENCE	1- 0	1- 2	5- 0				
5- 0	0- 0	0- 0	HOME	1- 0	1- 0	3- 0				
1- 3	0- 1	0- 0	AWAY	0- 0	0- 2	1- 0				
1- 0	0- 0	0- 0	NEUTRAL	0- 0	0- 0	1- 0				
0- 0	0- 0	0- 0	CONFERENCE	0- 0	0- 0	0- 0				
0- 0	0- 0	0- 0	HOME	0- 0	0- 0	0- 0				
0- 0	0- 0	0- 0	AWAY	0- 0	0- 0	0- 0				
0- 0	0- 0	0- 0	NEUTRAL	0- 0	0- 0	0- 0				

RPI 1-25				RPI 26-50				RPI 51-100 Team's RPI: 100				RPI 101+			
RPI	S	Opponent	Score	RPI	S	Opponent	Score	RPI	S	Opponent	Score	RPI	S	Opponent	Score
8	A	Notre Dame	38 69					77	H	Drexel	67 65	106	A	San Diego St.	37 51
												115	H	Rider	66 57
												137	A	La Salle	47 58
												209	H	Lafayette	49 39
												260	N	UNC Greensboro	47 36
												262	A	Niagara	55 41
												287	H	Army	70 60
												341	H	St. Francis (NY)	70 61
LAST 12 Division I GAMES:															
106	A	San Diego St.	37 51	287	H	Army	70 60								
260	N	UNC Greensboro	47 36	8	A	Notre Dame	38 69								
77	H	Drexel	67 65	209	H	Lafayette	49 39								
341	H	St. Francis (NY)	70 61	262	A	Niagara	55 41								
				137	A	La Salle	47 58								
				115	H	Rider	66 57								

Non-Div I Games:

Penn

Average RPI Win:	169	WON-LOST	WINNING	LAST 10	STRENGTH OF	OPP. STRENGTH	TEAM	ADJ.	CONF.	ADJ CONF.
Average RPI Loss:	27	RECORD	PCT. RANK	GAMES	SCHEDULE	OF SCHEDULE	RPI	RPI	RPI	RPI
DIV. I ONLY	10- 3	46	8- 2	31	157	26	26	3	3	
DIV. I NON-CONF.	10- 2	32	8- 2	43	141	30	30	3	3	
TOTALS	RPI 1-25	RPI 26-50	W-L RECORDS	RPI 51-100	RPI 101-150	RPI 150+				
10- 3	0- 1	2- 2	OVERALL	2- 0	1- 0	6- 0				
6- 1	0- 0	1- 1	HOME	1- 0	0- 0	4- 0				
3- 2	0- 1	1- 1	AWAY	0- 0	1- 0	2- 0				
1- 0	0- 0	0- 0	NEUTRAL	1- 0	0- 0	0- 0				
10- 2	0- 1	2- 1	NON-CONFERENCE	2- 0	0- 0	6- 0				
6- 0	0- 0	1- 0	HOME	1- 0	0- 0	4- 0				
3- 2	0- 1	1- 1	AWAY	0- 0	0- 0	2- 0				
1- 0	0- 0	0- 0	NEUTRAL	1- 0	0- 0	0- 0				
1- 1	0- 0	0- 1	CONFERENCE	0- 0	1- 0	0- 0				
0- 1	0- 0	0- 1	HOME	0- 0	0- 0	0- 0				
1- 0	0- 0	0- 0	AWAY	0- 0	1- 0	0- 0				
0- 0	0- 0	0- 0	NEUTRAL	0- 0	0- 0	0- 0				

RPI 1-25				RPI 26-50				Team's RPI: 26				RPI 51-100				RPI 101+			
RPI	S	Opponent	Score	RPI	S	Opponent	Score	RPI	S	Opponent	Score	RPI	S	Opponent	Score	RPI	S	Opponent	Score
1	A	Delaware	71 80	34	H	Nebraska	63 71	64	N	Iowa St.	66 59	124	A	Wisconsin	82 49				
				39	H	Washington St.	72 60	73	H	Middle Tenn.	65 49	182	H	North Carolina	103 84				
				45	A	South Carolina	55 50					186	H	Md.-East. Shore	76 51				
				47	A	Texas Tech	66 70					215	H	Virginia Tech	66 28				
												278	A	Nevada	103 65				
												324	H	Wagner	103 42				
												328	A	Bucknell	78 54				
LAST 12 Division I GAMES:																			
124	A	Wisconsin	82 49	215	H	Virginia Tech	66 28												
34	H	Nebraska	63 71	47	A	Texas Tech	66 70												
328	A	Bucknell	78 54	182	H	North Carolina	103 84												
324	H	Wagner	103 42	278	A	Nevada	103 65												
186	H	Md.-East. Shore	76 51	64	N	Iowa St.	66 59												
1	A	Delaware	71 80	45	A	South Carolina	55 50												

Non-Div I Games:

Penn St.

Pepperdine

Through Games Of Sunday, January 1, 2012

Average RPI Win:	216	WON-LOST	WINNING	LAST 10	STRENGTH OF	OPP. STRENGTH	TEAM	ADJ.	CONF.	ADJ CONF.
Average RPI Loss:	122	RECORD	PCT. RANK	GAMES	SCHEDULE	OF SCHEDULE	RPI	RPI	RPI	RPI
DIV. I ONLY	7- 6	152	6- 4	189	99	128	128	8	8	
DIV. I NON-CONF.	5- 6	188	5- 5	161	78	114	114	8	8	
TOTALS	RPI 1-25	RPI 26-50	W-L RECORDS	RPI 51-100	RPI 101-150	RPI 150+				
7- 6	0- 1	0- 1	OVERALL	1- 1	0- 0	6- 3				
2- 2	0- 0	0- 1	HOME	1- 1	0- 0	1- 0				
4- 4	0- 1	0- 0	AWAY	0- 0	0- 0	4- 3				
1- 0	0- 0	0- 0	NEUTRAL	0- 0	0- 0	1- 0				
5- 6	0- 1	0- 1	NON-CONFERENCE	1- 1	0- 0	4- 3				
2- 2	0- 0	0- 1	HOME	1- 1	0- 0	1- 0				
2- 4	0- 1	0- 0	AWAY	0- 0	0- 0	2- 3				
1- 0	0- 0	0- 0	NEUTRAL	0- 0	0- 0	1- 0				
2- 0	0- 0	0- 0	CONFERENCE	0- 0	0- 0	2- 0				
0- 0	0- 0	0- 0	HOME	0- 0	0- 0	0- 0				
2- 0	0- 0	0- 0	AWAY	0- 0	0- 0	2- 0				
0- 0	0- 0	0- 0	NEUTRAL	0- 0	0- 0	0- 0				

RPI 1-25				RPI 26-50				RPI 51-100				RPI 101+ Team's RPI: 128			
RPI	S	Opponent	Score	RPI	S	Opponent	Score	RPI	S	Opponent	Score	RPI	S	Opponent	Score
2	A	Tennessee	57 89	36	H	Southern California	71 75	56	H	Fresno St.	81 78	160	A	Cal St. Fullerton	51 65
								79	H	Oregon St.	52 63	192	A	Santa Clara	62 56
												206	H	Cal St. Northridge	68 64
												212	A	UC Santa Barbara	44 54
												222	A	Cal Poly	80 78
												245	A	Boise St.	57 68
												246	A	New Mexico	59 56
												291	A	San Francisco	85 69
												297	N	Idaho	57 48
LAST 12 Division I GAMES:															
192	A	Santa Clara	62 56	206	H	Cal St. Northridge	68 64	222	A	Cal Poly	80 78				
291	A	San Francisco	85 69	246	A	New Mexico	59 56	297	N	Idaho	57 48				
36	H	Southern California	71 75	245	A	Boise St.	57 68								
212	A	UC Santa Barbara	44 54	56	H	Fresno St.	81 78								
79	H	Oregon St.	52 63												
160	A	Cal St. Fullerton	51 65												

Non-Div I Games:

Pepperdine

Loss, Non-Conf, S Site, H Home A Away N Neutral

Average RPI Win:	173	WON-LOST	WINNING	LAST 10	STRENGTH OF	OPP. STRENGTH	TEAM	ADJ.	CONF.	ADJ CONF.
Average RPI Loss:	64	RECORD	PCT. RANK	GAMES	SCHEDULE	OF SCHEDULE	RPI	RPI	RPI	RPI
DIV. I ONLY	8- 6	133	5- 5	85	62	127	127	2	2	
DIV. I NON-CONF.	8- 5	107	7- 4	116	68	147	147	2	2	
TOTALS	RPI 1-25	RPI 26-50	W-L RECORDS	RPI 51-100	RPI 101-150	RPI 150+				
8- 6	0- 2	0- 1	OVERALL	1- 2	1- 0	6- 1				
6- 4	0- 1	0- 1	HOME	1- 2	0- 0	5- 0				
0- 2	0- 1	0- 0	AWAY	0- 0	0- 0	0- 1				
2- 0	0- 0	0- 0	NEUTRAL	0- 0	1- 0	1- 0				
8- 5	0- 1	0- 1	NON-CONFERENCE	1- 2	1- 0	6- 1				
6- 3	0- 0	0- 1	HOME	1- 2	0- 0	5- 0				
0- 2	0- 1	0- 0	AWAY	0- 0	0- 0	0- 1				
2- 0	0- 0	0- 0	NEUTRAL	0- 0	1- 0	1- 0				
0- 1	0- 1	0- 0	CONFERENCE	0- 0	0- 0	0- 0				
0- 1	0- 1	0- 0	HOME	0- 0	0- 0	0- 0				
0- 0	0- 0	0- 0	AWAY	0- 0	0- 0	0- 0				
0- 0	0- 0	0- 0	NEUTRAL	0- 0	0- 0	0- 0				

RPI 1-25				RPI 26-50				RPI 51-100				RPI 101+ Team's RPI: 127			
RPI	S	Opponent	Score	RPI	S	Opponent	Score	RPI	S	Opponent	Score	RPI	S	Opponent	Score
17	H	Georgetown	54 82	44	H	Duquesne	57 70	66	H	Hampton	37 60	114	N	Michigan St.	64 54
22	A	Duke	43 92					77	H	Drexel	50 71	153	H	Loyola Maryland	65 59
								91	H	Central Mich.	77 70	156	A	High Point	75 82
												167	H	Mt. St. Mary's	58 45
												175	H	Saint Francis (PA)	78 50
												204	N	Indiana	77 72
												209	H	Lafayette	74 69
												269	H	Valparaiso	65 56
LAST 12 Division I GAMES:															
209	H	Lafayette	74 69	17	H	Georgetown	54 82								
44	H	Duquesne	57 70	22	A	Duke	43 92								
114	N	Michigan St.	64 54	156	A	High Point	75 82								
204	N	Indiana	77 72	167	H	Mt. St. Mary's	58 45								
269	H	Valparaiso	65 56	77	H	Drexel	50 71								
153	H	Loyola Maryland	65 59	91	H	Central Mich.	77 70								

Non-Div I Games:

Pittsburgh

■ Loss,
■ Non-Conf,
S Site,
■ Home
■ Away
N Neutral

Average RPI Win:	207	WON-LOST	WINNING	LAST 10	STRENGTH OF	OPP. STRENGTH	TEAM	ADJ.	CONF.	ADJ CONF.
Average RPI Loss:	89	RECORD	PCT. RANK	GAMES	SCHEDULE	OF SCHEDULE	RPI	RPI	RPI	RPI
DIV. I ONLY	7- 8	180	3- 7	51	152	140	140	8	8	
DIV. I NON-CONF.	7- 7	158	5- 5	70	170	157	157	8	8	
TOTALS	RPI 1-25	RPI 26-50	W-L RECORDS	RPI 51-100	RPI 101-150	RPI 150+				
7- 8	0- 2	0- 2	OVERALL	0- 0	1- 3	6- 2				
5- 4	0- 1	0- 2	HOME	0- 0	0- 2	5- 0				
1- 3	0- 0	0- 0	AWAY	0- 0	0- 1	1- 2				
1- 1	0- 1	0- 0	NEUTRAL	0- 0	1- 0	0- 0				
7- 7	0- 1	0- 1	NON-CONFERENCE	0- 0	1- 3	6- 2				
5- 3	0- 0	0- 1	HOME	0- 0	0- 2	5- 0				
1- 3	0- 0	0- 0	AWAY	0- 0	0- 1	1- 2				
1- 1	0- 1	0- 0	NEUTRAL	0- 0	1- 0	0- 0				
0- 2	0- 1	0- 1	CONFERENCE	0- 0	0- 0	0- 0				
0- 2	0- 1	0- 1	HOME	0- 0	0- 0	0- 0				
0- 0	0- 0	0- 0	AWAY	0- 0	0- 0	0- 0				
0- 0	0- 0	0- 0	NEUTRAL	0- 0	0- 0	0- 0				

RPI 1-25				RPI 26-50				RPI 51-100				RPI 101+ Team's RPI: 140			
RPI	S	Opponent	Score	RPI	S	Opponent	Score	RPI	S	Opponent	Score	RPI	S	Opponent	Score
13	N	DePaul	64 99	27	H	Louisville	42 71					106	N	San Diego St.	59 58
19	H	Gonzaga	65 80	50	H	BYU	53 79					110	H	Eastern Wash.	60 76
												120	H	Montana St.	53 66
												129	A	Washington	49 61
												154	H	Portland St.	62 54
												155	A	Oregon	78 88
												176	A	Seattle	55 69
												206	H	Cal St. Northridge	73 66
												210	A	Hawaii	82 64
												231	H	Montana	55 46
												245	H	Boise St.	83 56
												298	H	UC Irvine	64 56
LAST 12 Division I GAMES:															
50	H	BYU	53 79	176	A	Seattle	55 69								
19	H	Gonzaga	65 80	129	A	Washington	49 61								
206	H	Cal St. Northridge	73 66	155	A	Oregon	78 88								
245	H	Boise St.	83 56	110	H	Eastern Wash.	60 76								
27	H	Louisville	42 71	231	H	Montana	55 46								
106	N	San Diego St.	59 58	154	H	Portland St.	62 54								

Non-Div I Games:

Portland

Average RPI Win:	223	WON-LOST	WINNING	LAST 10	STRENGTH OF	OPP. STRENGTH	TEAM	ADJ.	CONF.	ADJ CONF.
Average RPI Loss:	129	RECORD	PCT. RANK	GAMES	SCHEDULE	OF SCHEDULE	RPI	RPI	RPI	RPI
DIV. I ONLY	6- 5	145	4- 4	209	117	154	154	19	19	
DIV. I NON-CONF.	6- 4	116	5- 4	227	106	155	155	18	18	
TOTALS	RPI 1-25	RPI 26-50	W-L RECORDS	RPI 51-100	RPI 101-150	RPI 150+				
6- 5	0- 1	0- 0	OVERALL	1- 0	0- 2	5- 2				
3- 1	0- 0	0- 0	HOME	0- 0	0- 1	3- 0				
1- 4	0- 1	0- 0	AWAY	0- 0	0- 1	1- 2				
2- 0	0- 0	0- 0	NEUTRAL	1- 0	0- 0	1- 0				
6- 4	0- 1	0- 0	NON-CONFERENCE	1- 0	0- 1	5- 2				
3- 0	0- 0	0- 0	HOME	0- 0	0- 0	3- 0				
1- 4	0- 1	0- 0	AWAY	0- 0	0- 1	1- 2				
2- 0	0- 0	0- 0	NEUTRAL	1- 0	0- 0	1- 0				
0- 1	0- 0	0- 0	CONFERENCE	0- 0	0- 1	0- 0				
0- 1	0- 0	0- 0	HOME	0- 0	0- 1	0- 0				
0- 0	0- 0	0- 0	AWAY	0- 0	0- 0	0- 0				
0- 0	0- 0	0- 0	NEUTRAL	0- 0	0- 0	0- 0				

RPI 1-25				RPI 26-50				RPI 51-100				RPI 101+ Team's RPI: 154			
RPI	S	Opponent	Score	RPI	S	Opponent	Score	RPI	S	Opponent	Score	RPI	S	Opponent	Score
19	A	Gonzaga	69 99					87	N	UC Davis	68 57	120	H	Montana St.	83 95
												140	A	Portland	54 62
												155	A	Oregon	71 75
												163	N	Denver	70 66
												210	A	Hawaii	66 78
												212	H	UC Santa Barbara	65 51
												278	H	Nevada	80 73
												298	H	UC Irvine	80 76
												300	A	Loyola Marymount	70 55
LAST 12 Division I GAMES:															
120	H	Montana St.	83 95	278	H	Nevada	80 73	19	A	Gonzaga	69 99				
163	N	Denver	70 66	140	A	Portland	54 62	155	A	Oregon	71 75				
87	N	UC Davis	68 57	212	H	UC Santa Barbara	65 51	298	H	UC Irvine	80 76				
210	A	Hawaii	66 78												
300	A	Loyola Marymount	70 55												

Non-Div I Games: Corban 90 48 Western Ore. 78 58

Portland St.

Loss, Non-Conf, S Site, H Home A Away N Neutral

Prairie View

Through Games Of Sunday, January 1, 2012

Average RPI Win:	269	WON-LOST	WINNING	LAST 10	STRENGTH OF	OPP. STRENGTH	TEAM	ADJ.	CONF.	ADJ CONF.
Average RPI Loss:	110	RECORD	PCT. RANK	GAMES	SCHEDULE	OF SCHEDULE	RPI	RPI	RPI	RPI
DIV. I ONLY	2- 8	295	1- 8	136	114	268	268	30	30	
DIV. I NON-CONF.	2- 8	288	2- 8	140	115	274	274	30	30	
TOTALS	RPI 1-25	RPI 26-50	W-L RECORDS	RPI 51-100	RPI 101-150	RPI 150+				
2- 8	0- 2	0- 1	OVERALL	0- 2	0- 1	2- 2				
1- 1	0- 0	0- 0	HOME	0- 0	0- 0	1- 1				
0- 2	0- 1	0- 0	AWAY	0- 1	0- 0	0- 0				
1- 5	0- 1	0- 1	NEUTRAL	0- 1	0- 1	1- 1				
2- 8	0- 2	0- 1	NON-CONFERENCE	0- 2	0- 1	2- 2				
1- 1	0- 0	0- 0	HOME	0- 0	0- 0	1- 1				
0- 2	0- 1	0- 0	AWAY	0- 1	0- 0	0- 0				
1- 5	0- 1	0- 1	NEUTRAL	0- 1	0- 1	1- 1				
0- 0	0- 0	0- 0	CONFERENCE	0- 0	0- 0	0- 0				
0- 0	0- 0	0- 0	HOME	0- 0	0- 0	0- 0				
0- 0	0- 0	0- 0	AWAY	0- 0	0- 0	0- 0				
0- 0	0- 0	0- 0	NEUTRAL	0- 0	0- 0	0- 0				

RPI 1-25				RPI 26-50				RPI 51-100				RPI 101+ Team's RPI: 268			
RPI	S	Opponent	Score	RPI	S	Opponent	Score	RPI	S	Opponent	Score	RPI	S	Opponent	Score
9	N	Michigan	53 59	39	N	Washington St.	52 90	81	A	St. John's (NY)	50 66	103	N	UNLV	60 73
20	A	Miami (FL)	26 107					89	N	Marquette	51 71	207	N	Louisiana Tech	83 89
												257	N	CSU Bakersfield	69 64
												281	H	Rice	61 58
												334	H	Northwestern St.	69 79
LAST 12 Division I GAMES:															
207	N	Louisiana Tech	83 89	89	N	Marquette	51 71								
81	A	St. John's (NY)	50 66	9	N	Michigan	53 59								
257	N	CSU Bakersfield	69 64	20	A	Miami (FL)	26 107								
103	N	UNLV	60 73	281	H	Rice	61 58								
334	H	Northwestern St.	69 79												
39	N	Washington St.	52 90												

Non-Div I Games: Texas Wesleyan 69 57

Prairie View

Loss, Non-Conf, S Site, H Home A Away N Neutral

Presbyterian

Through Games Of Sunday, January 1, 2012

Average RPI Win:	278	WON-LOST	WINNING	LAST 10	STRENGTH OF	OPP. STRENGTH	TEAM	ADJ.	CONF.	ADJ CONF.
Average RPI Loss:	148	RECORD	PCT. RANK	GAMES	SCHEDULE	OF SCHEDULE	RPI	RPI	RPI	RPI
DIV. I ONLY	3- 6	240	2- 5	174	307	213	213	28	28	
DIV. I NON-CONF.	3- 5	224	3- 3	176	281	213	213	28	28	
TOTALS	RPI 1-25	RPI 26-50	W-L RECORDS	RPI 51-100	RPI 101-150	RPI 150+				
3- 6	0- 0	0- 1	OVERALL	0- 1	0- 1	3- 4				
1- 1	0- 0	0- 0	HOME	0- 0	0- 0	1- 1				
2- 5	0- 0	0- 1	AWAY	0- 1	0- 1	2- 3				
0- 0	0- 0	0- 0	NEUTRAL	0- 0	0- 0	0- 0				
3- 5	0- 0	0- 1	NON-CONFERENCE	0- 1	0- 1	3- 2				
1- 1	0- 0	0- 0	HOME	0- 0	0- 0	1- 1				
2- 4	0- 0	0- 1	AWAY	0- 1	0- 1	2- 1				
0- 0	0- 0	0- 0	NEUTRAL	0- 0	0- 0	0- 0				
0- 2	0- 0	0- 0	CONFERENCE	0- 0	0- 0	0- 2				
0- 0	0- 0	0- 0	HOME	0- 0	0- 0	0- 0				
0- 2	0- 0	0- 0	AWAY	0- 0	0- 0	0- 2				
0- 0	0- 0	0- 0	NEUTRAL	0- 0	0- 0	0- 0				

RPI S	Opponent	Score	RPI S	Opponent	Score	RPI S	Opponent	Score	RPI S	Opponent	Score	Team's RPI: 213
45	A South Carolina	24 52	97	A Charlotte	42 58	112	A Alabama	47 65	158	H Furman	47 63	
						182	A North Carolina	38 61	189	A Charleston So.	67 76	
						220	A South Carolina St.	53 50	252	A Coastal Caro.	49 52	
						272	A S.C. Upstate	72 64	342	H N.C. Central	64 48	
LAST 12 Division I GAMES:												
112	A Alabama	47 65	252	A Coastal Caro.	49 52							
272	A S.C. Upstate	72 64	189	A Charleston So.	67 76							
342	H N.C. Central	64 48	158	H Furman	47 63							
45	A South Carolina	24 52	97	A Charlotte	42 58							
182	A North Carolina	38 61										
220	A South Carolina St.	53 50										

Non-Div I Games: Columbia (SC) 92 45 Montreat 84 44 Allen 65 28

Presbyterian

Loss, Non-Conf, S Site, H Home A Away N Neutral

Average RPI Win:	105	WON-LOST	WINNING	LAST 10	STRENGTH OF	OPP. STRENGTH	TEAM	ADJ.	CONF.	ADJ CONF.
Average RPI Loss:	65	RECORD	PCT. RANK	GAMES	SCHEDULE	OF SCHEDULE	RPI	RPI	RPI	RPI
DIV. I ONLY	10- 4	75	6- 4	11	24	12	12	15	15	
DIV. I NON-CONF.	10- 4	81	8- 4	12	24	12	12	17	17	
TOTALS	RPI 1-25	RPI 26-50	W-L RECORDS	RPI 51-100	RPI 101-150	RPI 150+				
10- 4	1- 3	1- 0	OVERALL	3- 0	3- 0	2- 1				
4- 2	1- 2	0- 0	HOME	2- 0	1- 0	0- 0				
6- 2	0- 1	1- 0	AWAY	1- 0	2- 0	2- 1				
0- 0	0- 0	0- 0	NEUTRAL	0- 0	0- 0	0- 0				
10- 4	1- 3	1- 0	NON-CONFERENCE	3- 0	3- 0	2- 1				
4- 2	1- 2	0- 0	HOME	2- 0	1- 0	0- 0				
6- 2	0- 1	1- 0	AWAY	1- 0	2- 0	2- 1				
0- 0	0- 0	0- 0	NEUTRAL	0- 0	0- 0	0- 0				
0- 0	0- 0	0- 0	CONFERENCE	0- 0	0- 0	0- 0				
0- 0	0- 0	0- 0	HOME	0- 0	0- 0	0- 0				
0- 0	0- 0	0- 0	AWAY	0- 0	0- 0	0- 0				
0- 0	0- 0	0- 0	NEUTRAL	0- 0	0- 0	0- 0				

RPI S	Opponent	Score	RPI S	Opponent	Score	RPI S	Opponent	Score	RPI S	Opponent	Score
1	H Delaware	70 81	31	A Hofstra	74 69	54	H Saint Joseph's	79 62	115	A Rider	75 55
4	A Stanford	66 85				61	H Marist	68 51	147	A UMBC	56 41
13	H DePaul	67 78				77	A Drexel	63 51	149	H Davidson	53 44
16	H Villanova	56 41							192	A Santa Clara	77 61
									209	A Lafayette	87 47
									240	A Navy	52 65
LAST 12 Division I GAMES:											
13	H DePaul	67 78	77	A Drexel	63 51						
240	A Navy	52 65	31	A Hofstra	74 69						
147	A UMBC	56 41	192	A Santa Clara	77 61						
1	H Delaware	70 81	4	A Stanford	66 85						
115	A Rider	75 55	61	H Marist	68 51						
149	H Davidson	53 44	16	H Villanova	56 41						

Non-Div I Games:

Princeton

Providence

Through Games Of Sunday, January 1, 2012

Average RPI Win:	183	WON-LOST	WINNING	LAST 10	STRENGTH OF	OPP. STRENGTH	TEAM	ADJ.	CONF.	ADJ CONF.
Average RPI Loss:	119	RECORD	PCT. RANK	GAMES	SCHEDULE	OF SCHEDULE	RPI	RPI	RPI	RPI
DIV. I ONLY	8- 6	133	7- 3	128	92	118	118	2	2	
DIV. I NON-CONF.	8- 5	107	8- 3	163	114	136	136	2	2	
TOTALS	RPI 1-25	RPI 26-50	W-L RECORDS	RPI 51-100	RPI 101-150	RPI 150+				
8- 6	0- 3	1- 0	OVERALL	0- 0	1- 1	6- 2				
4- 3	0- 3	1- 0	HOME	0- 0	0- 0	3- 0				
3- 3	0- 0	0- 0	AWAY	0- 0	0- 1	3- 2				
1- 0	0- 0	0- 0	NEUTRAL	0- 0	1- 0	0- 0				
8- 5	0- 2	1- 0	NON-CONFERENCE	0- 0	1- 1	6- 2				
4- 2	0- 2	1- 0	HOME	0- 0	0- 0	3- 0				
3- 3	0- 0	0- 0	AWAY	0- 0	0- 1	3- 2				
1- 0	0- 0	0- 0	NEUTRAL	0- 0	1- 0	0- 0				
0- 1	0- 1	0- 0	CONFERENCE	0- 0	0- 0	0- 0				
0- 1	0- 1	0- 0	HOME	0- 0	0- 0	0- 0				
0- 0	0- 0	0- 0	AWAY	0- 0	0- 0	0- 0				
0- 0	0- 0	0- 0	NEUTRAL	0- 0	0- 0	0- 0				

RPI S	Opponent	Score	RPI S	Opponent	Score	RPI S	Opponent	Score	RPI S	Opponent	Score	Team's RPI: 118
1	H Delaware	47 68	46	H Hartford	63 46				117	N Fairfield	75 43	
16	H Villanova	42 69							146	A Boston U.	62 65	
24	H Virginia	38 55							193	A Oakland	51 50	
									198	A Massachusetts	66 45	
									202	H Harvard	71 60	
									208	A Akron	78 65	
									219	A Brown	57 70	
									248	H Dartmouth	63 48	
									253	H Clemson	73 63	
									308	A Rhode Island	43 52	
LAST 12 Division I GAMES:												
198	A Massachusetts	66 45	46	H Hartford	63 46	208	A Akron	78 65				
16	H Villanova	42 69				253	H Clemson	73 63				
219	A Brown	57 70				1	H Delaware	47 68				
117	N Fairfield	75 43				202	H Harvard	71 60				
248	H Dartmouth	63 48				308	A Rhode Island	43 52				
193	A Oakland	51 50										

Non-Div I Games:

Providence

■ Loss,
■ Non-Conf, S Site,
■ Home
■ Away
N Neutral

Average RPI Win:	150	WON-LOST	WINNING	LAST 10	STRENGTH OF	OPP. STRENGTH	TEAM	ADJ.	CONF.	ADJ CONF.
Average RPI Loss:	40	RECORD	PCT. RANK	GAMES	SCHEDULE	OF SCHEDULE	RPI	RPI	RPI	RPI
DIV. I ONLY	11- 3	45	7- 3	36	64	23	23	3	3	
DIV. I NON-CONF.	10- 3	52	7- 3	32	71	22	22	3	3	
TOTALS	RPI 1-25	RPI 26-50	W-L RECORDS	RPI 51-100	RPI 101-150	RPI 150+				
11- 3	2- 2	1- 0	OVERALL	1- 1	3- 0	5- 0				
7- 1	1- 1	0- 0	HOME	0- 0	2- 0	4- 0				
2- 2	0- 1	0- 0	AWAY	1- 1	1- 0	1- 0				
2- 0	1- 0	1- 0	NEUTRAL	0- 0	0- 0	0- 0				
10- 3	2- 2	1- 0	NON-CONFERENCE	0- 1	2- 0	5- 0				
6- 1	1- 1	0- 0	HOME	0- 0	1- 0	4- 0				
2- 2	0- 1	0- 0	AWAY	0- 1	1- 0	1- 0				
2- 0	1- 0	1- 0	NEUTRAL	0- 0	0- 0	0- 0				
2- 0	0- 0	0- 0	CONFERENCE	1- 0	1- 0	0- 0				
1- 0	0- 0	0- 0	HOME	0- 0	1- 0	0- 0				
1- 0	0- 0	0- 0	AWAY	1- 0	0- 0	0- 0				
0- 0	0- 0	0- 0	NEUTRAL	0- 0	0- 0	0- 0				

RPI	S	Opponent	Score
7	H	Texas A&M	60 51
8	H	Notre Dame	38 66
18	N	Kansas St.	46 42
22	A	Duke	53 64

RPI	S	Opponent	Score
42	N	Tulane	61 48

RPI	S	Opponent	Score
55	A	Illinois	64 63
91	A	Central Mich.	62 75

RPI	S	Opponent	Score
131	H	Minnesota	57 53
148	A	Bowling Green	54 53
150	H	UT Martin	65 39
170	A	Auburn	62 54
193	H	Oakland	66 47
267	H	IPFW	73 36
299	H	IUPUI	75 45
323	H	Chicago St.	76 49

LAST 12 Division I GAMES:

170	A	Auburn	62	54	55	A	Illinois	64	63
91	A	Central Mich.	62	75	131	H	Minnesota	57	53
8	H	Notre Dame	38	66	267	H	IPFW	73	36
7	H	Texas A&M	60	51	193	H	Oakland	66	47
22	A	Duke	53	64	42	N	Tulane	61	48
18	N	Kansas St.	46	42	323	H	Chicago St.	76	49

Non-Div I Games:

Purdue

■ Loss,
 ■ Non-Conf, S Site,
 ■ Home
 ■ Away
 N Neutral

Quinnipiac

Through Games Of Sunday, January 1, 2012

Average RPI Win:	180	WON-LOST	WINNING	LAST 10	STRENGTH OF	OPP. STRENGTH	TEAM	ADJ.	CONF.	ADJ CONF.
Average RPI Loss:	88	RECORD	PCT. RANK	GAMES	SCHEDULE	OF SCHEDULE	RPI	RPI	RPI	RPI
DIV. I ONLY	9- 3	57	9- 1	82	218	58	58	20	20	
DIV. I NON-CONF.	8- 2	46	8- 2	113	135	69	69	21	21	
TOTALS	RPI 1-25	RPI 26-50	W-L RECORDS	RPI 51-100	RPI 101-150	RPI 150+				
9- 3	0- 0	1- 1	OVERALL	0- 0	3- 2	5- 0				
4- 2	0- 0	0- 1	HOME	0- 0	2- 1	2- 0				
4- 1	0- 0	1- 0	AWAY	0- 0	0- 1	3- 0				
1- 0	0- 0	0- 0	NEUTRAL	0- 0	1- 0	0- 0				
8- 2	0- 0	1- 1	NON-CONFERENCE	0- 0	3- 1	4- 0				
3- 1	0- 0	0- 1	HOME	0- 0	2- 0	1- 0				
4- 1	0- 0	1- 0	AWAY	0- 0	0- 1	3- 0				
1- 0	0- 0	0- 0	NEUTRAL	0- 0	1- 0	0- 0				
1- 1	0- 0	0- 0	CONFERENCE	0- 0	0- 1	1- 0				
1- 1	0- 0	0- 0	HOME	0- 0	0- 1	1- 0				
0- 0	0- 0	0- 0	AWAY	0- 0	0- 0	0- 0				
0- 0	0- 0	0- 0	NEUTRAL	0- 0	0- 0	0- 0				

RPI S	Opponent	Score	RPI S	Opponent	Score	RPI S	Opponent	Score	RPI S	Opponent	Score
			37	H James Madison	73 81				105	A Holy Cross	70 80
			40	A St. Mary's (CA)	69 67				117	H Fairfield	64 55
									123	H Sacred Heart	65 74
									131	N Minnesota	64 62
									139	H Yale	68 63
									184	A American	72 59
									198	H Massachusetts	66 63
									217	H Bryant	67 56
									287	A Army	54 51
									308	A Rhode Island	72 67
LAST 12 Division I GAMES:											
			123	H Sacred Heart	65 74				287	A Army	54 51
			217	H Bryant	67 56				184	A American	72 59
			198	H Massachusetts	66 63				139	H Yale	68 63
			40	A St. Mary's (CA)	69 67				308	A Rhode Island	72 67
			131	N Minnesota	64 62				105	A Holy Cross	70 80
			117	H Fairfield	64 55				37	H James Madison	73 81

Non-Div I Games:

Quinnipiac

Loss, Non-Conf, S Site, H Home A Away N Neutral

Radford

Average RPI Win: 286

Average RPI Loss: 159

WON-LOST

WINNING

LAST 10

Through Games Of Sunday, January 1, 2012

STRENGTH OF

OPP. STRENGTH

TEAM

ADJ.

CONF.

ADJ CONF.

RECORD

PCT. RANK

GAMES

SCHEDULE

OF SCHEDULE

RPI

RPI

RPI

RPI

DIV. I ONLY

4- 6

216

4- 6

291

236

266

266

28

28

DIV. I NON-CONF.

4- 5

200

4- 5

270

258

260

260

28

28

TOTALS

RPI 1-25

RPI 26-50

W-L RECORDS

RPI 51-100

RPI 101-150

RPI 150+

4- 6

0- 1

0- 0

OVERALL

0- 1

0- 1

4- 3

2- 2

0- 0

0- 0

HOME

0- 0

0- 1

2- 1

1- 4

0- 1

0- 0

AWAY

0- 1

0- 0

1- 2

1- 0

0- 0

0- 0

NEUTRAL

0- 0

0- 0

1- 0

4- 5

0- 1

0- 0

NON-CONFERENCE

0- 1

0- 1

4- 2

2- 1

0- 0

0- 0

HOME

0- 0

0- 1

2- 0

1- 4

0- 1

0- 0

AWAY

0- 1

0- 0

1- 2

1- 0

0- 0

0- 0

NEUTRAL

0- 0

0- 0

1- 0

0- 1

0- 0

0- 0

CONFERENCE

0- 0

0- 0

0- 1

0- 1

0- 0

0- 0

HOME

0- 0

0- 0

0- 1

0- 0

0- 0

0- 0

AWAY

0- 0

0- 0

0- 0

0- 0

0- 0

0- 0

NEUTRAL

0- 0

0- 0

0- 0

RPI 1-25

RPI 26-50

RPI 51-100

RPI 101+

Team's RPI: 266

RPI	S	Opponent	Score
24	A	Virginia	43 92

RPI	S	Opponent	Score
95	A	Wake Forest	67 90

RPI	S	Opponent	Score
149	H	Davidson	68 81
169	H	Liberty	68 76
254	A	Longwood	59 73
260	H	UNC Greensboro	75 67
264	A	George Washington	59 83
272	H	S.C. Upstate	85 52
303	A	Norfolk St.	80 68
309	N	Wofford	63 46

RPI	S	Opponent	Score
149	H	Davidson	68 81
169	H	Liberty	68 76
254	A	Longwood	59 73
260	H	UNC Greensboro	75 67
264	A	George Washington	59 83
272	H	S.C. Upstate	85 52
303	A	Norfolk St.	80 68
309	N	Wofford	63 46

LAST 12 Division I GAMES:

309	N	Wofford	63	46	169	H	Liberty	68	76
95	A	Wake Forest	67	90	149	H	Davidson	68	81
254	A	Longwood	59	73	24	A	Virginia	43	92
264	A	George Washington	59	83	303	A	Norfolk St.	80	68
260	H	UNC Greensboro	75	67					
272	H	S.C. Upstate	85	52					

Non-Div I Games: East. Mennonite 100 42 Winston-Salem 69 46

Radford

Loss, Non-Conf, S Site, H Home A Away N Neutral

Page 229

Rhode Island

Through Games Of Sunday, January 1, 2012

Average RPI Win:	118	WON-LOST	WINNING	LAST 10	STRENGTH OF	OPP. STRENGTH	TEAM	ADJ.	CONF.	ADJ CONF.
Average RPI Loss:	173	RECORD	PCT. RANK	GAMES	SCHEDULE	OF SCHEDULE	RPI	RPI	RPI	RPI
DIV. I ONLY	1- 13	335	0- 10	127	266	308	308	9	9	
DIV. I NON-CONF.	1- 13	335	1- 11	130	270	311	311	9	9	
TOTALS	RPI 1-25	RPI 26-50	W-L RECORDS	RPI 51-100	RPI 101-150	RPI 150+				
1- 13	0- 1	0- 1	OVERALL	0- 1	1- 2	0- 8				
1- 3	0- 0	0- 0	HOME	0- 1	1- 0	0- 2				
0- 8	0- 1	0- 0	AWAY	0- 0	0- 1	0- 6				
0- 2	0- 0	0- 1	NEUTRAL	0- 0	0- 1	0- 0				
1- 13	0- 1	0- 1	NON-CONFERENCE	0- 1	1- 2	0- 8				
1- 3	0- 0	0- 0	HOME	0- 1	1- 0	0- 2				
0- 8	0- 1	0- 0	AWAY	0- 0	0- 1	0- 6				
0- 2	0- 0	0- 1	NEUTRAL	0- 0	0- 1	0- 0				
0- 0	0- 0	0- 0	CONFERENCE	0- 0	0- 0	0- 0				
0- 0	0- 0	0- 0	HOME	0- 0	0- 0	0- 0				
0- 0	0- 0	0- 0	AWAY	0- 0	0- 0	0- 0				
0- 0	0- 0	0- 0	NEUTRAL	0- 0	0- 0	0- 0				

RPI	S	Opponent	Score	RPI	S	Opponent	Score	RPI	S	Opponent	Score	RPI	S	Opponent	Score	Team's RPI: 308
1	A	Delaware	53 89	37	N	James Madison	42 77	58	H	Quinnipiac	67 72	117	N	Fairfield	56 66	
												118	H	Providence	52 43	
												146	A	Boston U.	44 71	
												197	H	New Hampshire	33 52	
												200	A	Central Conn. St.	45 50	
												202	A	Harvard	57 69	
												203	A	Lehigh	56 67	
												217	A	Bryant	62 75	
												219	A	Brown	54 66	
												326	H	Maine	58 62	
												331	A	Siena	65 73	
LAST 12 Division I GAMES:																
219	A	Brown	54 66	37	N	James Madison	42 77	203	A	Lehigh	56 67	197	H	New Hampshire	33 52	
217	A	Bryant	62 75	58	H	Quinnipiac	67 72	200	A	Central Conn. St.	45 50	117	N	Fairfield	56 66	
146	A	Boston U.	44 71													
202	A	Harvard	57 69													
331	A	Siena	65 73													
118	H	Providence	52 43													

Non-Div I Games:

Rhode Island

 Loss,
 Non-Conf,
 S Site,
 H Home
 A Away
N Neutral

Average RPI Win:	280	WON-LOST	WINNING	LAST 10	STRENGTH OF	OPP. STRENGTH	TEAM	ADJ.	CONF.	ADJ CONF.
Average RPI Loss:	171	RECORD	PCT. RANK	GAMES	SCHEDULE	OF SCHEDULE	RPI	RPI	RPI	RPI
DIV. I ONLY	6- 6	164	5- 5	332	254	281	281	16	16	
DIV. I NON-CONF.	6- 6	158	6- 6	330	252	283	283	19	19	
TOTALS	RPI 1-25	RPI 26-50	W-L RECORDS	RPI 51-100	RPI 101-150	RPI 150+				
6- 6	0- 0	0- 0	OVERALL	0- 2	0- 1	6- 4				
3- 3	0- 0	0- 0	HOME	0- 1	0- 0	3- 2				
3- 3	0- 0	0- 0	AWAY	0- 1	0- 1	3- 2				
0- 0	0- 0	0- 0	NEUTRAL	0- 0	0- 0	0- 0				
6- 6	0- 0	0- 0	NON-CONFERENCE	0- 2	0- 1	6- 4				
3- 3	0- 0	0- 0	HOME	0- 1	0- 0	3- 2				
3- 4	0- 0	0- 0	AWAY	0- 1	0- 1	3- 2				
0- 0	0- 0	0- 0	NEUTRAL	0- 0	0- 0	0- 0				
0- 0	0- 0	0- 0	CONFERENCE	0- 0	0- 0	0- 0				
0- 0	0- 0	0- 0	HOME	0- 0	0- 0	0- 0				
0- 0	0- 0	0- 0	AWAY	0- 0	0- 0	0- 0				
0- 0	0- 0	0- 0	NEUTRAL	0- 0	0- 0	0- 0				

RPI 1-25				RPI 26-50				RPI 51-100				RPI 101+ Team's RPI: 281					
RPI	S	Opponent	Score	RPI	S	Opponent	Score	RPI	S	Opponent	Score	RPI	S	Opponent	Score		
								68	A	Oklahoma St.	60	96	138	A	Lamar	54	61
								79	H	Oregon St.	57	63	152	A	Stephen F. Austin	64	68
													180	H	UALR	47	67
													221	H	Texas St.	73	66
													244	H	Alcorn St.	74	57
													268	A	Prairie View	58	61
													269	A	Valparaiso	54	46
													282	A	UTSA	71	46
													310	H	A&M-Corpus Christi	61	64
													323	A	Chicago St.	77	50
													340	H	Houston Baptist	75	42
LAST 12 Division I GAMES:																	
180	H	UALR	47	67	138	A	Lamar	54	61								
244	H	Alcorn St.	74	57	282	A	UTSA	71	46								
269	A	Valparaiso	54	46	152	A	Stephen F. Austin	64	68								
323	A	Chicago St.	77	50	221	H	Texas St.	73	66								
340	H	Houston Baptist	75	42	79	H	Oregon St.	57	63								
68	A	Oklahoma St.	60	96	310	H	A&M-Corpus Christi	61	64								

Non-Div I Games:

Rice

Average RPI Win:	156	WON-LOST	WINNING	LAST 10	STRENGTH OF	OPP. STRENGTH	TEAM	ADJ.	CONF.	ADJ CONF.
Average RPI Loss:	47	RECORD	PCT. RANK	GAMES	SCHEDULE	OF SCHEDULE	RPI	RPI	RPI	RPI
DIV. I ONLY	12- 2	17	8- 2	80	72	28	28	9	9	
DIV. I NON-CONF.	12- 2	19	10- 2	79	73	24	24	9	9	
TOTALS	RPI 1-25	RPI 26-50	W-L RECORDS	RPI 51-100	RPI 101-150	RPI 150+				
12- 2	0- 1	3- 0	OVERALL	0- 1	3- 0	6- 0				
6- 1	0- 1	1- 0	HOME	0- 0	2- 0	3- 0				
5- 1	0- 0	1- 0	AWAY	0- 1	1- 0	3- 0				
1- 0	0- 0	1- 0	NEUTRAL	0- 0	0- 0	0- 0				
12- 2	0- 1	3- 0	NON-CONFERENCE	0- 1	3- 0	6- 0				
6- 1	0- 1	1- 0	HOME	0- 0	2- 0	3- 0				
5- 1	0- 0	1- 0	AWAY	0- 1	1- 0	3- 0				
1- 0	0- 0	1- 0	NEUTRAL	0- 0	0- 0	0- 0				
0- 0	0- 0	0- 0	CONFERENCE	0- 0	0- 0	0- 0				
0- 0	0- 0	0- 0	HOME	0- 0	0- 0	0- 0				
0- 0	0- 0	0- 0	AWAY	0- 0	0- 0	0- 0				
0- 0	0- 0	0- 0	NEUTRAL	0- 0	0- 0	0- 0				

RPI 1-25				RPI 26-50				Team's RPI: 28	RPI 51-100				RPI 101+			
RPI	S	Opponent	Score	RPI	S	Opponent	Score		RPI	S	Opponent	Score	RPI	S	Opponent	Score
24	H	Virginia	56 69	35	A	North Carolina St.	72 58		70	A	Fla. Gulf Coast	67 81	126	A	VCU	78 77
				37	N	James Madison	74 66						145	H	William & Mary	77 57
				46	H	Hartford	69 56						146	H	Boston U.	72 60
													169	H	Liberty	66 54
													203	A	Lehigh	71 49
													229	A	Old Dominion	78 63
													238	H	East Tenn. St.	66 39
													240	A	Navy	56 39
													260	H	UNC Greensboro	75 60
LAST 12 Division I GAMES:																
24	H	Virginia	56 69	203	A	Lehigh	71 49									
126	A	VCU	78 77	37	N	James Madison	74 66									
238	H	East Tenn. St.	66 39	46	H	Hartford	69 56									
70	A	Fla. Gulf Coast	67 81	169	H	Liberty	66 54									
229	A	Old Dominion	78 63	35	A	North Carolina St.	72 58									
146	H	Boston U.	72 60	260	H	UNC Greensboro	75 60									

Non-Div I Games:

Richmond

Average RPI Win:	263	WON-LOST	WINNING	LAST 10	STRENGTH OF	OPP. STRENGTH	TEAM	ADJ.	CONF.	ADJ CONF.
Average RPI Loss:	89	RECORD	PCT. RANK	GAMES	SCHEDULE	OF SCHEDULE	RPI	RPI	RPI	RPI
DIV. I ONLY	8- 3	67	6- 4	251	234	115	115	21	21	
DIV. I NON-CONF.	8- 3	71	8- 3	253	232	115	115	22	22	
TOTALS	RPI 1-25	RPI 26-50	W-L RECORDS	RPI 51-100	RPI 101-150	RPI 150+				
8- 3	0- 2	0- 0	OVERALL	0- 1	0- 0	8- 1				
4- 1	0- 1	0- 0	HOME	0- 0	0- 0	4- 0				
4- 2	0- 1	0- 0	AWAY	0- 1	0- 0	4- 1				
0- 0	0- 0	0- 0	NEUTRAL	0- 0	0- 0	0- 0				
8- 3	0- 2	0- 0	NON-CONFERENCE	0- 1	0- 0	8- 0				
4- 1	0- 1	0- 0	HOME	0- 0	0- 0	4- 0				
4- 2	0- 1	0- 0	AWAY	0- 1	0- 0	4- 0				
0- 0	0- 0	0- 0	NEUTRAL	0- 0	0- 0	0- 0				
0- 1	0- 0	0- 0	CONFERENCE	0- 0	0- 0	0- 1				
0- 0	0- 0	0- 0	HOME	0- 0	0- 0	0- 0				
0- 1	0- 0	0- 0	AWAY	0- 0	0- 0	0- 1				
0- 0	0- 0	0- 0	NEUTRAL	0- 0	0- 0	0- 0				

RPI 1-25				RPI 26-50				RPI 51-100				RPI 101+ Team's RPI: 115			
RPI	S	Opponent	Score	RPI	S	Opponent	Score	RPI	S	Opponent	Score	RPI	S	Opponent	Score
12	H	Princeton	55 75					100	A	Penn	57 66	167	A	Mt. St. Mary's	53 44
17	A	Georgetown	51 58									209	H	Lafayette	64 56
												225	A	Manhattan	45 59
												232	A	Binghamton	66 56
												235	H	Stony Brook	53 41
												263	H	Fairleigh Dickinson	69 68
												325	A	NJIT	60 50
												328	H	Bucknell	63 43
												341	A	St. Francis (NY)	68 48
LAST 12 Division I GAMES:															
17	A	Georgetown	51 58	225	A	Manhattan	45 59								
341	A	St. Francis (NY)	68 48	167	A	Mt. St. Mary's	53 44								
12	H	Princeton	55 75	263	H	Fairleigh Dickinson	69 68								
100	A	Penn	57 66	232	A	Binghamton	66 56								
328	H	Bucknell	63 43	325	A	NJIT	60 50								
209	H	Lafayette	64 56	235	H	Stony Brook	53 41								

Non-Div I Games:

Rider

■ Loss,
 ■ Non-Conf,
 ■ S Site,
 ■ H Home
 ■ A Away
 N Neutral

Average RPI Win:	222	WON-LOST	WINNING	LAST 10	STRENGTH OF	OPP. STRENGTH	TEAM	ADJ.	CONF.	ADJ CONF.
Average RPI Loss:	167	RECORD	PCT. RANK	GAMES	SCHEDULE	OF SCHEDULE	RPI	RPI	RPI	RPI
DIV. I ONLY	8- 4	84	5- 5	324	131	181	181	20	20	
DIV. I NON-CONF.	6- 4	116	5- 5	328	96	183	183	21	21	
TOTALS	RPI 1-25	RPI 26-50	W-L RECORDS	RPI 51-100	RPI 101-150	RPI 150+				
8- 4	0- 0	0- 1	OVERALL	1- 1	1- 0	6- 3				
6- 0	0- 0	0- 0	HOME	1- 1	1- 0	4- 0				
0- 4	0- 0	0- 1	AWAY	0- 0	0- 0	0- 3				
2- 0	0- 0	0- 0	NEUTRAL	0- 0	0- 0	2- 0				
6- 4	0- 0	0- 1	NON-CONFERENCE	1- 1	1- 0	4- 3				
4- 1	0- 0	0- 0	HOME	1- 1	1- 0	2- 0				
0- 4	0- 0	0- 1	AWAY	0- 0	0- 0	0- 3				
2- 0	0- 0	0- 0	NEUTRAL	0- 0	0- 0	2- 0				
2- 0	0- 0	0- 0	CONFERENCE	0- 0	0- 0	2- 0				
2- 0	0- 0	0- 0	HOME	0- 0	0- 0	2- 0				
0- 0	0- 0	0- 0	AWAY	0- 0	0- 0	0- 0				
0- 0	0- 0	0- 0	NEUTRAL	0- 0	0- 0	0- 0				

RPI 1-25				RPI 26-50				RPI 51-100				RPI 101+				Team's RPI: 181	
RPI	S	Opponent	Score	RPI	S	Opponent	Score	RPI	S	Opponent	Score	RPI	S	Opponent	Score		
				44	A	Duquesne	63 66	67	H	Miami (OH)	50 61	130	H	Coppin St.	62 47		
								91	H	Central Mich.	64 55	203	A	Lehigh	54 68		
												208	H	Akron	85 78		
												211	N	Elon	69 65		
												235	A	Stony Brook	40 42		
												237	H	Monmouth	57 54		
												263	H	Fairleigh Dickinson	79 50		
												288	A	Morehead St.	69 75		
												306	N	Delaware St.	75 67		
												333	H	Kent St.	78 44		
LAST 12 Division I GAMES:																	
				237	H	Monmouth	57 54	67	H	Miami (OH)	50 61						
				306	N	Delaware St.	75 67	44	A	Duquesne	63 66						
				211	N	Elon	69 65	208	H	Akron	85 78						
				235	A	Stony Brook	40 42	288	A	Morehead St.	69 75						
				91	H	Central Mich.	64 55	203	A	Lehigh	54 68						
				333	H	Kent St.	78 44	263	H	Fairleigh Dickinson	79 50						

Non-Div I Games:

Robert Morris

Average RPI Win:	126	WON-LOST	WINNING	LAST 10	STRENGTH OF	OPP. STRENGTH	TEAM	ADJ.	CONF.	ADJ CONF.
Average RPI Loss:	11	RECORD	PCT. RANK	GAMES	SCHEDULE	OF SCHEDULE	RPI	RPI	RPI	RPI
DIV. I ONLY	11- 2	28	8- 2	24	9	11	11	2	2	
DIV. I NON-CONF.	11- 2	24	10- 2	25	9	11	11	2	2	
TOTALS	RPI 1-25	RPI 26-50	W-L RECORDS	RPI 51-100	RPI 101-150	RPI 150+				
11- 2	1- 2	2- 0	OVERALL	1- 0	3- 0	4- 0				
6- 1	0- 1	0- 0	HOME	1- 0	2- 0	3- 0				
2- 1	0- 1	0- 0	AWAY	0- 0	1- 0	1- 0				
3- 0	1- 0	2- 0	NEUTRAL	0- 0	0- 0	0- 0				
11- 2	1- 2	2- 0	NON-CONFERENCE	1- 0	3- 0	4- 0				
6- 1	0- 1	0- 0	HOME	1- 0	2- 0	3- 0				
2- 1	0- 1	0- 0	AWAY	0- 0	1- 0	1- 0				
3- 0	1- 0	2- 0	NEUTRAL	0- 0	0- 0	0- 0				
0- 0	0- 0	0- 0	CONFERENCE	0- 0	0- 0	0- 0				
0- 0	0- 0	0- 0	HOME	0- 0	0- 0	0- 0				
0- 0	0- 0	0- 0	AWAY	0- 0	0- 0	0- 0				
0- 0	0- 0	0- 0	NEUTRAL	0- 0	0- 0	0- 0				

RPI 1-25				RPI 26-50				RPI 51-100				RPI 101+			
RPI	S	Opponent	Score	RPI	S	Opponent	Score	RPI	S	Opponent	Score	RPI	S	Opponent	Score
2	H	Tennessee	61 67	29	N	Arizona St.	59 52	53	H	California	73 70	108	H	Temple	71 50
15	N	Georgia Tech	59 40	49	N	Florida	63 49					137	A	La Salle	61 48
20	A	Miami (FL)	81 92									144	H	Fordham	68 48
												179	H	Boston College	74 58
												203	H	Lehigh	68 40
												205	H	Iona	62 29
												264	A	George Washington	75 54
LAST 12 Division I GAMES:															
108	H	Temple	71 50	264	A	George Washington	75 54	205	H	Iona	62 29	2	H	Tennessee	61 67
29	N	Arizona St.	59 52					144	H	Fordham	68 48	20	A	Miami (FL)	81 92
15	N	Georgia Tech	59 40					49	N	Florida	63 49				
203	H	Lehigh	68 40												
137	A	La Salle	61 48												
179	H	Boston College	74 58												

Non-Div I Games:

Rutgers

S.C. Upstate

Through Games Of Sunday, January 1, 2012

Average RPI Win:	335	WON-LOST	WINNING	LAST 10	STRENGTH OF	OPP. STRENGTH	TEAM	ADJ.	CONF.	ADJ CONF.
Average RPI Loss:	170	RECORD	PCT. RANK	GAMES	SCHEDULE	OF SCHEDULE	RPI	RPI	RPI	RPI
DIV. I ONLY	1- 10	328	1- 8	79	334	272	272	31	31	
DIV. I NON-CONF.	1- 8	319	1- 8	143	337	302	302	31	31	
TOTALS	RPI 1-25	RPI 26-50	W-L RECORDS	RPI 51-100	RPI 101-150	RPI 150+				
1- 10	0- 1	0- 0	OVERALL	0- 3	0- 0	1- 7				
0- 2	0- 0	0- 0	HOME	0- 0	0- 0	0- 3				
1- 8	0- 1	0- 0	AWAY	0- 3	0- 0	1- 4				
0- 0	0- 0	0- 0	NEUTRAL	0- 0	0- 0	0- 0				
1- 8	0- 1	0- 0	NON-CONFERENCE	0- 1	0- 0	1- 7				
0- 3	0- 0	0- 0	HOME	0- 0	0- 0	0- 3				
1- 6	0- 1	0- 0	AWAY	0- 1	0- 0	1- 4				
0- 0	0- 0	0- 0	NEUTRAL	0- 0	0- 0	0- 0				
0- 2	0- 0	0- 0	CONFERENCE	0- 2	0- 0	0- 0				
0- 0	0- 0	0- 0	HOME	0- 0	0- 0	0- 0				
0- 2	0- 0	0- 0	AWAY	0- 2	0- 0	0- 0				
0- 0	0- 0	0- 0	NEUTRAL	0- 0	0- 0	0- 0				

RPI 1-25				RPI 26-50				RPI 51-100				RPI 101+ Team's RPI: 272			
RPI	S	Opponent	Score	RPI	S	Opponent	Score	RPI	S	Opponent	Score	RPI	S	Opponent	Score
22	A	Duke	35 93					52	A	Vanderbilt	42 88	170	A	Auburn	34 75
								70	A	Fla. Gulf Coast	53 77	182	A	North Carolina	34 91
								85	A	Stetson	54 69	213	H	Presbyterian	64 72
												252	A	Coastal Caro.	56 61
												259	H	Western Caro.	58 63
												266	A	Radford	52 85
												303	H	Norfolk St.	81 94
												335	A	UNC Asheville	73 66
LAST 12 Division I GAMES:															
335	A	UNC Asheville	73 66	259	H	Western Caro.	58 63								
170	A	Auburn	34 75	252	A	Coastal Caro.	56 61								
303	H	Norfolk St.	81 94	70	A	Fla. Gulf Coast	53 77								
266	A	Radford	52 85	85	A	Stetson	54 69								
52	A	Vanderbilt	42 88	22	A	Duke	35 93								
182	A	North Carolina	34 91	213	H	Presbyterian	64 72								

Non-Div I Games: North Greenville 57 75

S.C. Upstate

Loss, Non-Conf, S Site, H Home A Away N Neutral

Average RPI Win:	253	WON-LOST	WINNING	LAST 10	STRENGTH OF	OPP. STRENGTH	TEAM	ADJ.	CONF.	ADJ CONF.
Average RPI Loss:	98	RECORD	PCT. RANK	GAMES	SCHEDULE	OF SCHEDULE	RPI	RPI	RPI	RPI
DIV. I ONLY	7- 5	120	5- 5	224	113	151	151	32	32	
DIV. I NON-CONF.	6- 5	137	5- 5	181	80	123	123	32	32	
TOTALS	RPI 1-25	RPI 26-50	W-L RECORDS	RPI 51-100	RPI 101-150	RPI 150+				
7- 5	0- 2	0- 0	OVERALL	0- 1	2- 1	6- 1				
4- 1	0- 0	0- 0	HOME	0- 0	1- 1	4- 0				
2- 3	0- 1	0- 0	AWAY	0- 1	0- 0	2- 1				
1- 1	0- 1	0- 0	NEUTRAL	0- 0	1- 0	0- 0				
6- 5	0- 2	0- 0	NON-CONFERENCE	0- 1	2- 1	4- 1				
3- 1	0- 0	0- 0	HOME	0- 0	1- 1	2- 0				
2- 3	0- 1	0- 0	AWAY	0- 1	0- 0	2- 1				
1- 1	0- 1	0- 0	NEUTRAL	0- 0	1- 0	0- 0				
2- 0	0- 0	0- 0	CONFERENCE	0- 0	0- 0	2- 0				
2- 0	0- 0	0- 0	HOME	0- 0	0- 0	2- 0				
0- 0	0- 0	0- 0	AWAY	0- 0	0- 0	0- 0				
0- 0	0- 0	0- 0	NEUTRAL	0- 0	0- 0	0- 0				

RPI 1-25				RPI 26-50				RPI 51-100				RPI 101+ Team's RPI: 151			
RPI	S	Opponent	Score	RPI	S	Opponent	Score	RPI	S	Opponent	Score	RPI	S	Opponent	Score
13	A	DePaul	65 75					74	A	Pacific	68 78	113	H	Bradley	60 66
15	N	Georgia Tech	38 80									134	H	Ill.-Chicago	63 57
												141	N	Georgia St.	63 49
												267	A	IPFW	72 57
												269	H	Valparaiso	67 64
												275	H	Ball St.	68 56
												277	A	Sacramento St.	66 80
												296	A	Southern Ill.	70 60
												302	H	Tennessee Tech	62 54
												336	H	Jacksonville St.	79 39
LAST 12 Division I GAMES:															
113	H	Bradley	60 66	302	H	Tennessee Tech	62 54								
296	A	Southern Ill.	70 60	336	H	Jacksonville St.	79 39								
74	A	Pacific	68 78	141	N	Georgia St.	63 49								
277	A	Sacramento St.	66 80	15	N	Georgia Tech	38 80								
134	H	Ill.-Chicago	63 57	267	A	IPFW	72 57								
275	H	Ball St.	68 56	13	A	DePaul	65 75								

Non-Div I Games:

SIU Edwardsville

SMU				Through Games Of Sunday, January 1, 2012						
Average RPI Win:	236	WON-LOST	WINNING	LAST 10	STRENGTH OF	OPP. STRENGTH	TEAM	ADJ.	CONF.	ADJ CONF.
Average RPI Loss:	89	RECORD	PCT. RANK	GAMES	SCHEDULE	OF SCHEDULE	RPI	RPI	RPI	RPI
DIV. I ONLY		7- 6	152	4- 6	122	231	173	173	16	16
DIV. I NON-CONF.		7- 6	150	6- 6	126	227	169	169	19	19

TOTALS	RPI 1-25	RPI 26-50		W-L RECORDS		RPI 51-100	RPI 101-150		RPI 150+	
7- 6	0- 0	0- 1		OVERALL		0- 3	1- 1		6- 1	
6- 3	0- 0	0- 0		HOME		0- 2	1- 0		5- 1	
1- 3	0- 0	0- 1		AWAY		0- 1	0- 1		1- 0	
0- 0	0- 0	0- 0		NEUTRAL		0- 0	0- 0		0- 0	
7- 6	0- 0	0- 1		NON-CONFERENCE		0- 3	1- 1		6- 1	
6- 3	0- 0	0- 0		HOME		0- 2	1- 0		5- 1	
1- 3	0- 0	0- 1		AWAY		0- 1	0- 1		1- 0	
0- 0	0- 0	0- 0		NEUTRAL		0- 0	0- 0		0- 0	
0- 0	0- 0	0- 0		CONFERENCE		0- 0	0- 0		0- 0	
0- 0	0- 0	0- 0		HOME		0- 0	0- 0		0- 0	
0- 0	0- 0	0- 0		AWAY		0- 0	0- 0		0- 0	
0- 0	0- 0	0- 0		NEUTRAL		0- 0	0- 0		0- 0	

S
M
U

RPI 1-25				RPI 26-50				RPI 51-100				RPI 101+ Team's RPI: 173			
RPI	S	Opponent	Score	RPI	S	Opponent	Score	RPI	S	Opponent	Score	RPI	S	Opponent	Score
				33	A	Kansas	52 75	56	H	Fresno St.	67 88	111	A	North Texas	46 50
								86	A	Wichita St.	43 63	142	H	TCU	47 38
								95	H	Wake Forest	53 65	152	H	Stephen F. Austin	60 66
												160	H	Cal St. Fullerton	75 63
												180	A	UALR	69 60
												244	H	Alcorn St.	76 54
												282	H	UTSA	69 65
												310	H	A&M-Corpus Christi	73 64
												334	H	Northwestern St.	67 41
LAST 12 Division I GAMES:															
				33	A	Kansas	52 75	152	H	Stephen F. Austin	60 66				
				56	H	Fresno St.	67 88	282	H	UTSA	69 65				
				160	H	Cal St. Fullerton	75 63	95	H	Wake Forest	53 65				
				111	A	North Texas	46 50	310	H	A&M-Corpus Christi	73 64				
				142	H	TCU	47 38	334	H	Northwestern St.	67 41				
				180	A	UALR	69 60	86	A	Wichita St.	43 63				

Non-Div I Games:

SMU

Average RPI Win:	222	WON-LOST	WINNING	LAST 10	STRENGTH OF	OPP. STRENGTH	TEAM	ADJ.	CONF.	ADJ CONF.
Average RPI Loss:	179	RECORD	PCT. RANK	GAMES	SCHEDULE	OF SCHEDULE	RPI	RPI	RPI	RPI
DIV. I ONLY	6- 8	205	4- 5	285	197	277	277	19	19	
DIV. I NON-CONF.	4- 8	236	4- 5	243	188	256	256	18	18	
TOTALS	RPI 1-25	RPI 26-50	W-L RECORDS	RPI 51-100	RPI 101-150	RPI 150+				
6- 8	0- 0	0- 1	OVERALL	1- 2	0- 0	5- 5				
6- 2	0- 0	0- 0	HOME	1- 0	0- 0	5- 2				
0- 6	0- 0	0- 1	AWAY	0- 2	0- 0	0- 3				
0- 0	0- 0	0- 0	NEUTRAL	0- 0	0- 0	0- 0				
4- 8	0- 0	0- 1	NON-CONFERENCE	1- 2	0- 0	3- 5				
4- 2	0- 0	0- 0	HOME	1- 0	0- 0	3- 2				
0- 6	0- 0	0- 1	AWAY	0- 2	0- 0	0- 3				
0- 0	0- 0	0- 0	NEUTRAL	0- 0	0- 0	0- 0				
2- 0	0- 0	0- 0	CONFERENCE	0- 0	0- 0	2- 0				
2- 0	0- 0	0- 0	HOME	0- 0	0- 0	2- 0				
0- 0	0- 0	0- 0	AWAY	0- 0	0- 0	0- 0				
0- 0	0- 0	0- 0	NEUTRAL	0- 0	0- 0	0- 0				

RPI 1-25				RPI 26-50				RPI 51-100				RPI 101+ Team's RPI: 277			
RPI	S	Opponent	Score	RPI	S	Opponent	Score	RPI	S	Opponent	Score	RPI	S	Opponent	Score
				48	A	Oklahoma	55 117	53	A	California	61 85	151	H	SIU Edwardsville	80 66
								87	A	UC Davis	57 68	160	H	Cal St. Fullerton	64 81
								94	H	Eastern Ill.	89 85	192	H	Santa Clara	76 96
												247	H	Long Beach St.	74 67
												255	H	Northern Ariz.	91 85
												257	H	CSU Bakersfield	87 84
												291	A	San Francisco	71 86
												298	A	UC Irvine	75 81
												300	A	Loyola Marymount	73 86
												330	H	Weber St.	78 60
LAST 12 Division I GAMES:															
				300	A	Loyola Marymount	73 86	330	H	Weber St.	78 60				
				87	A	UC Davis	57 68	255	H	Northern Ariz.	91 85				
				94	H	Eastern Ill.	89 85	192	H	Santa Clara	76 96				
				151	H	SIU Edwardsville	80 66	257	H	CSU Bakersfield	87 84				
				247	H	Long Beach St.	74 67	291	A	San Francisco	71 86				
				53	A	California	61 85	298	A	UC Irvine	75 81				

Non-Div I Games: Fresno Pacific 98 87

Sacramento St.

Sacred Heart

Through Games Of Sunday, January 1, 2012

Average RPI Win:	247	WON-LOST	WINNING	LAST 10	STRENGTH OF	OPP. STRENGTH	TEAM	ADJ.	CONF.	ADJ CONF.
Average RPI Loss:	145	RECORD	PCT. RANK	GAMES	SCHEDULE	OF SCHEDULE	RPI	RPI	RPI	RPI
DIV. I ONLY	9- 3	57	7- 3	313	224	123	123	20	20	
DIV. I NON-CONF.	7- 3	85	7- 3	337	247	176	176	21	21	
TOTALS	RPI 1-25	RPI 26-50	W-L RECORDS	RPI 51-100	RPI 101-150	RPI 150+				
9- 3	0- 0	0- 0	OVERALL	1- 1	0- 0	8- 2				
4- 0	0- 0	0- 0	HOME	0- 0	0- 0	4- 0				
5- 3	0- 0	0- 0	AWAY	1- 1	0- 0	4- 2				
0- 0	0- 0	0- 0	NEUTRAL	0- 0	0- 0	0- 0				
7- 3	0- 0	0- 0	NON-CONFERENCE	0- 1	0- 0	7- 2				
4- 0	0- 0	0- 0	HOME	0- 0	0- 0	4- 0				
3- 3	0- 0	0- 0	AWAY	0- 1	0- 0	3- 2				
0- 0	0- 0	0- 0	NEUTRAL	0- 0	0- 0	0- 0				
2- 0	0- 0	0- 0	CONFERENCE	1- 0	0- 0	1- 0				
0- 0	0- 0	0- 0	HOME	0- 0	0- 0	0- 0				
2- 0	0- 0	0- 0	AWAY	1- 0	0- 0	1- 0				
0- 0	0- 0	0- 0	NEUTRAL	0- 0	0- 0	0- 0				

RPI 1-25				RPI 26-50				RPI 51-100				RPI 101+ Team's RPI: 123			
RPI	S	Opponent	Score	RPI	S	Opponent	Score	RPI	S	Opponent	Score	RPI	S	Opponent	Score
								54	A	Saint Joseph's	54 63	157	A	Albany (NY)	54 64
								58	A	Quinnipiac	74 65	200	A	Central Conn. St.	53 40
												203	H	Lehigh	68 51
												222	H	Cal Poly	89 69
												225	A	Manhattan	50 62
												235	H	Stony Brook	55 33
												311	A	Colgate	78 51
												327	H	Columbia	60 42
												331	A	Siena	62 45
												339	A	Saint Peter's	80 55
LAST 12 Division I GAMES:															
235	H	Stony Brook	55 33	225	A	Manhattan	50 62								
54	A	Saint Joseph's	54 63	157	A	Albany (NY)	54 64								
311	A	Colgate	78 51	222	H	Cal Poly	89 69								
203	H	Lehigh	68 51	339	A	Saint Peter's	80 55								
327	H	Columbia	60 42	58	A	Quinnipiac	74 65								
331	A	Siena	62 45	200	A	Central Conn. St.	53 40								

Non-Div I Games:

Sacred Heart

■ Loss,
 ■ Non-Conf,
 ■ S Site,
 ■ H Home
 ■ A Away
 N Neutral

Average RPI Win:	233	WON-LOST	WINNING	LAST 10	STRENGTH OF	OPP. STRENGTH	TEAM	ADJ.	CONF.	ADJ CONF.
Average RPI Loss:	104	RECORD	PCT. RANK	GAMES	SCHEDULE	OF SCHEDULE	RPI	RPI	RPI	RPI
DIV. I ONLY	5- 8	219	5- 5	109	129	175	175	20	20	
DIV. I NON-CONF.	3- 8	265	3- 7	90	101	153	153	21	21	
TOTALS	RPI 1-25	RPI 26-50	W-L RECORDS	RPI 51-100	RPI 101-150	RPI 150+				
5- 8	0- 1	0- 2	OVERALL	0- 2	1- 1	4- 2				
3- 2	0- 0	0- 2	HOME	0- 0	0- 0	3- 0				
2- 5	0- 1	0- 0	AWAY	0- 2	1- 1	1- 1				
0- 1	0- 0	0- 0	NEUTRAL	0- 0	0- 0	0- 1				
3- 8	0- 1	0- 2	NON-CONFERENCE	0- 2	1- 1	2- 2				
1- 2	0- 0	0- 2	HOME	0- 0	0- 0	1- 0				
2- 5	0- 1	0- 0	AWAY	0- 2	1- 1	1- 1				
0- 1	0- 0	0- 0	NEUTRAL	0- 0	0- 0	0- 1				
2- 0	0- 0	0- 0	CONFERENCE	0- 0	0- 0	2- 0				
2- 0	0- 0	0- 0	HOME	0- 0	0- 0	2- 0				
0- 0	0- 0	0- 0	AWAY	0- 0	0- 0	0- 0				
0- 0	0- 0	0- 0	NEUTRAL	0- 0	0- 0	0- 0				

RPI 1-25				RPI 26-50				RPI 51-100				RPI 101+ Team's RPI: 175			
RPI	S	Opponent	Score	RPI	S	Opponent	Score	RPI	S	Opponent	Score	RPI	S	Opponent	Score
19	A	Gonzaga	50 92	32	H	Towson	53 59	54	A	Saint Joseph's	53 83	127	A	Pittsburgh	50 78
				44	H	Duquesne	70 74	99	A	Syracuse	45 88	130	A	Coppin St.	69 67
												176	A	Seattle	70 74
												208	A	Akron	80 79
												237	H	Monmouth	82 69
												263	H	Fairleigh Dickinson	69 56
												283	N	Saint Louis	63 66
												328	H	Bucknell	70 53
LAST 12 Division I GAMES:															
237	H	Monmouth	82 69	19	A	Gonzaga	50 92	283	N	Saint Louis	63 66	176	A	Seattle	70 74
263	H	Fairleigh Dickinson	69 56	54	A	Saint Joseph's	53 83	130	A	Coppin St.	69 67	208	A	Akron	80 79
328	H	Bucknell	70 53	99	A	Syracuse	45 88	54	A	Saint Joseph's	53 83	237	H	Monmouth	82 69
208	A	Akron	80 79	127	A	Pittsburgh	50 78	32	H	Towson	53 59	263	H	Fairleigh Dickinson	69 56

Non-Div I Games:

Saint Francis (PA)

■ Loss,
■ Non-Conf,
■ S Site,
■ H Home
■ A Away
N Neutral

Saint Joseph's

Through Games Of Sunday, January 1, 2012

Average RPI Win:	162	WON-LOST	WINNING	LAST 10	STRENGTH OF	OPP. STRENGTH	TEAM	ADJ.	CONF.	ADJ CONF.
Average RPI Loss:	67	RECORD	PCT. RANK	GAMES	SCHEDULE	OF SCHEDULE	RPI	RPI	RPI	RPI
DIV. I ONLY	8- 4	84	7- 3	93	36	54	54	9	9	
DIV. I NON-CONF.	8- 4	89	8- 4	95	37	56	56	9	9	
TOTALS	RPI 1-25	RPI 26-50	W-L RECORDS	RPI 51-100	RPI 101-150	RPI 150+				
8- 4	0- 3	0- 0	OVERALL	2- 0	1- 0	5- 1				
6- 0	0- 0	0- 0	HOME	2- 0	1- 0	3- 0				
1- 4	0- 3	0- 0	AWAY	0- 0	0- 0	1- 1				
1- 0	0- 0	0- 0	NEUTRAL	0- 0	0- 0	1- 0				
8- 4	0- 3	0- 0	NON-CONFERENCE	2- 0	1- 0	5- 1				
6- 0	0- 0	0- 0	HOME	2- 0	1- 0	3- 0				
1- 4	0- 3	0- 0	AWAY	0- 0	0- 0	1- 1				
1- 0	0- 0	0- 0	NEUTRAL	0- 0	0- 0	1- 0				
0- 0	0- 0	0- 0	CONFERENCE	0- 0	0- 0	0- 0				
0- 0	0- 0	0- 0	HOME	0- 0	0- 0	0- 0				
0- 0	0- 0	0- 0	AWAY	0- 0	0- 0	0- 0				
0- 0	0- 0	0- 0	NEUTRAL	0- 0	0- 0	0- 0				

RPI 1-25				RPI 26-50				RPI 51-100				RPI 101+			
RPI	S	Opponent	Score	RPI	S	Opponent	Score	RPI	S	Opponent	Score	RPI	S	Opponent	Score
6	A	Maryland	71 94					77	H	Drexel	59 50	123	H	Sacred Heart	63 54
12	A	Princeton	62 79					84	H	UCLA	64 60	175	H	Saint Francis (PA)	83 53
16	A	Villanova	46 52									179	H	Boston College	74 57
												203	H	Lehigh	66 48
												209	A	Lafayette	65 57
												234	A	Vermont	67 80
												248	N	Dartmouth	85 48
LAST 12 Division I GAMES:															
123	H	Sacred Heart	63 54	179	H	Boston College	74 57								
6	A	Maryland	71 94	84	H	UCLA	64 60								
234	A	Vermont	67 80	175	H	Saint Francis (PA)	83 53								
248	N	Dartmouth	85 48	16	A	Villanova	46 52								
203	H	Lehigh	66 48	209	A	Lafayette	65 57								
12	A	Princeton	62 79	77	H	Drexel	59 50								

Non-Div I Games:

Saint Joseph's

■ Loss,
 ■ Non-Conf,
 ■ S Site,
 ■ H Home
 ■ A Away
 N Neutral

Saint Louis

Through Games Of Sunday, January 1, 2012

Average RPI Win:	256	WON-LOST	WINNING	LAST 10	STRENGTH OF	OPP. STRENGTH	TEAM	ADJ.	CONF.	ADJ CONF.
Average RPI Loss:	139	RECORD	PCT. RANK	GAMES	SCHEDULE	OF SCHEDULE	RPI	RPI	RPI	RPI
DIV. I ONLY	4- 9	250	3- 6	219	255	283	283	9	9	
DIV. I NON-CONF.	4- 9	251	3- 8	222	256	285	285	9	9	
TOTALS	RPI 1-25	RPI 26-50	W-L RECORDS	RPI 51-100	RPI 101-150	RPI 150+				
4- 9	0- 0	0- 0	OVERALL	0- 2	0- 6	4- 1				
2- 4	0- 0	0- 0	HOME	0- 1	0- 3	2- 0				
1- 4	0- 0	0- 0	AWAY	0- 0	0- 3	1- 1				
1- 1	0- 0	0- 0	NEUTRAL	0- 1	0- 0	1- 0				
4- 9	0- 0	0- 0	NON-CONFERENCE	0- 2	0- 6	4- 1				
2- 4	0- 0	0- 0	HOME	0- 1	0- 3	2- 0				
1- 4	0- 0	0- 0	AWAY	0- 0	0- 3	1- 1				
1- 1	0- 0	0- 0	NEUTRAL	0- 1	0- 0	1- 0				
0- 0	0- 0	0- 0	CONFERENCE	0- 0	0- 0	0- 0				
0- 0	0- 0	0- 0	HOME	0- 0	0- 0	0- 0				
0- 0	0- 0	0- 0	AWAY	0- 0	0- 0	0- 0				
0- 0	0- 0	0- 0	NEUTRAL	0- 0	0- 0	0- 0				

RPI 1-25			RPI 26-50			RPI 51-100			RPI 101+			Team's RPI: 283
RPI	S	Opponent	Score	RPI	S	Opponent	Score	RPI	S	Opponent	Score	
						69 H Missouri	56 68	122 H UMKC			67 70	
						78 N Eastern Mich.	55 66	124 A Wisconsin			46 48	
								125 A Memphis			60 63	
								133 H Drake			60 62	
								134 A Ill.-Chicago			60 68	
								150 H UT Martin			55 70	
								175 N Saint Francis (PA)			66 63	
								214 A Fla. Atlantic			70 63	
								316 A Murray St.			64 78	
								316 H Murray St.			59 49	
								319 H Southeast Mo. St.			54 45	
LAST 12 Division I GAMES:												
316 A		Murray St.	64 78	175 N		Saint Francis (PA)	66 63					
316 H		Murray St.	59 49	78 N		Eastern Mich.	55 66					
150 H		UT Martin	55 70	122 H		UMKC	67 70					
134 A		Ill.-Chicago	60 68	133 H		Drake	60 62					
69 H		Missouri	56 68	214 A		Fla. Atlantic	70 63					
319 H		Southeast Mo. St.	54 45	124 A		Wisconsin	46 48					

Non-Div I Games: Mo.-St. Louis 73 51

Saint Louis

■ Loss,
 ■ Non-Conf,
 ■ S Site,
 ■ H Home
 ■ A Away
 N Neutral

Saint Peter's

Through Games Of Sunday, January 1, 2012

Average RPI Win:	0	WON-LOST	WINNING	LAST 10	STRENGTH OF	OPP. STRENGTH	TEAM	ADJ.	CONF.	ADJ CONF.
Average RPI Loss:	208	RECORD	PCT. RANK	GAMES	SCHEDULE	OF SCHEDULE	RPI	RPI	RPI	RPI
DIV. I ONLY	0- 11	337	0- 10	287	305	339	339	21	21	
DIV. I NON-CONF.	0- 11	337	0- 11	294	307	339	339	22	22	
TOTALS	RPI 1-25	RPI 26-50	W-L RECORDS	RPI 51-100	RPI 101-150	RPI 150+				
0- 11	0- 0	0- 1	OVERALL	0- 0	0- 2	0- 8				
0- 5	0- 0	0- 1	HOME	0- 0	0- 2	0- 2				
0- 6	0- 0	0- 0	AWAY	0- 0	0- 0	0- 6				
0- 0	0- 0	0- 0	NEUTRAL	0- 0	0- 0	0- 0				
0- 11	0- 0	0- 1	NON-CONFERENCE	0- 0	0- 2	0- 8				
0- 5	0- 0	0- 1	HOME	0- 0	0- 2	0- 2				
0- 6	0- 0	0- 0	AWAY	0- 0	0- 0	0- 6				
0- 0	0- 0	0- 0	NEUTRAL	0- 0	0- 0	0- 0				
0- 0	0- 0	0- 0	CONFERENCE	0- 0	0- 0	0- 0				
0- 0	0- 0	0- 0	HOME	0- 0	0- 0	0- 0				
0- 0	0- 0	0- 0	AWAY	0- 0	0- 0	0- 0				
0- 0	0- 0	0- 0	NEUTRAL	0- 0	0- 0	0- 0				

RPI 1-25			RPI 26-50			RPI 51-100			RPI 101+			Team's RPI: 339
RPI	S	Opponent	Score	RPI	S	Opponent	Score	RPI	S	Opponent	Score	
				31	H	Hofstra	52 66					
								123	H	Sacred Heart	55 80	
								132	H	South Fla.	52 68	
								203	A	Lehigh	48 64	
								208	A	Akron	50 87	
								209	H	Lafayette	50 59	
								232	H	Binghamton	63 70	
								237	A	Monmouth	64 73	
								263	A	Fairleigh Dickinson	46 55	
								325	A	NJIT	59 66	
								328	A	Bucknell	35 46	
LAST 12 Division I GAMES:												
208	A	Akron	50 87	132	H	South Fla.	52 68					
263	A	Fairleigh Dickinson	46 55	232	H	Binghamton	63 70					
209	H	Lafayette	50 59	325	A	NJIT	59 66					
203	A	Lehigh	48 64	31	H	Hofstra	52 66					
328	A	Bucknell	35 46	237	A	Monmouth	64 73					
				123	H	Sacred Heart	55 80					

Non-Div I Games:

Saint Peter's

■ Loss,
 ■ Non-Conf,
 ■ S Site,
 ■ H Home
 ■ A Away
 N Neutral

Average RPI Win:	236	WON-LOST	WINNING	LAST 10	STRENGTH OF	OPP. STRENGTH	TEAM	ADJ.	CONF.	ADJ CONF.
Average RPI Loss:	80	RECORD	PCT. RANK	GAMES	SCHEDULE	OF SCHEDULE	RPI	RPI	RPI	RPI
DIV. I ONLY	2- 6	272	2- 6	20	182	164	164	25	25	
DIV. I NON-CONF.	2- 6	270	2- 6	19	178	162	162	26	26	
TOTALS	RPI 1-25	RPI 26-50	W-L RECORDS	RPI 51-100	RPI 101-150	RPI 150+				
2- 6	0- 0	0- 1	OVERALL	0- 3	0- 2	2- 0				
2- 0	0- 0	0- 0	HOME	0- 0	0- 0	2- 0				
0- 6	0- 0	0- 1	AWAY	0- 3	0- 2	0- 0				
0- 0	0- 0	0- 0	NEUTRAL	0- 0	0- 0	0- 0				
2- 6	0- 0	0- 1	NON-CONFERENCE	0- 3	0- 2	2- 0				
2- 0	0- 0	0- 0	HOME	0- 0	0- 0	2- 0				
0- 6	0- 0	0- 1	AWAY	0- 3	0- 2	0- 0				
0- 0	0- 0	0- 0	NEUTRAL	0- 0	0- 0	0- 0				
0- 0	0- 0	0- 0	CONFERENCE	0- 0	0- 0	0- 0				
0- 0	0- 0	0- 0	HOME	0- 0	0- 0	0- 0				
0- 0	0- 0	0- 0	AWAY	0- 0	0- 0	0- 0				
0- 0	0- 0	0- 0	NEUTRAL	0- 0	0- 0	0- 0				

RPI S	Opponent	Score	RPI S	Opponent	Score	RPI S	Opponent	Score	RPI S	Opponent	Score	Team's RPI: 164
33	A Kansas	59 87	51	A Kentucky	52 73	135	A Grambling	52 64				
			52	A Vanderbilt	56 79	142	A TCU	49 60				
			69	A Missouri	48 66	230	H South Ala.	53 50				
						241	H Tex.-Pan American	64 56				
LAST 12 Division I GAMES:												
69	A Missouri	48 66	33	A Kansas	59 87							
52	A Vanderbilt	56 79	230	H South Ala.	53 50							
			142	A TCU	49 60							
			135	A Grambling	52 64							
			241	H Tex.-Pan American	64 56							
			51	A Kentucky	52 73							

Non-Div I Games: Mary Hardin-Baylor 87 53 Texas-Tyler 94 74

Sam Houston St.

Average RPI Win:	290	WON-LOST	WINNING	LAST 10	STRENGTH OF	OPP. STRENGTH	TEAM	ADJ.	CONF.	ADJ CONF.
Average RPI Loss:	131	RECORD	PCT. RANK	GAMES	SCHEDULE	OF SCHEDULE	RPI	RPI	RPI	RPI
DIV. I ONLY	6- 6	164	5- 5	311	126	218	218	18	18	
DIV. I NON-CONF.	5- 4	134	5- 4	273	148	197	197	15	15	
TOTALS	RPI 1-25	RPI 26-50	W-L RECORDS	RPI 51-100	RPI 101-150	RPI 150+				
6- 6	0- 1	0- 1	OVERALL	0- 1	0- 0	6- 3				
3- 0	0- 0	0- 0	HOME	0- 0	0- 0	3- 0				
1- 5	0- 1	0- 1	AWAY	0- 1	0- 0	1- 2				
2- 1	0- 0	0- 0	NEUTRAL	0- 0	0- 0	2- 1				
5- 4	0- 1	0- 1	NON-CONFERENCE	0- 1	0- 0	5- 1				
2- 0	0- 0	0- 0	HOME	0- 0	0- 0	2- 0				
1- 3	0- 1	0- 1	AWAY	0- 1	0- 0	1- 0				
2- 1	0- 0	0- 0	NEUTRAL	0- 0	0- 0	2- 1				
1- 2	0- 0	0- 0	CONFERENCE	0- 0	0- 0	1- 2				
1- 0	0- 0	0- 0	HOME	0- 0	0- 0	1- 0				
0- 2	0- 0	0- 0	AWAY	0- 0	0- 0	0- 2				
0- 0	0- 0	0- 0	NEUTRAL	0- 0	0- 0	0- 0				

RPI 1-25				RPI 26-50				RPI 51-100				RPI 101+ Team's RPI: 218			
RPI	S	Opponent	Score	RPI	S	Opponent	Score	RPI	S	Opponent	Score	RPI	S	Opponent	Score
13	A	DePaul	57 86	49	A	Florida	56 81	51	A	Kentucky	61 90	201	N	Western Ky.	57 58
												211	A	Elon	44 69
												231	N	Montana	59 45
												259	H	Western Caro.	64 61
												260	A	UNC Greensboro	53 61
												290	A	Alabama St.	62 51
												302	H	Tennessee Tech	61 55
												319	N	Southeast Mo. St.	63 58
												336	H	Jacksonville St.	73 40
LAST 12 Division I GAMES:															
49	A	Florida	56 81	260	A	UNC Greensboro	53 61								
51	A	Kentucky	61 90	336	H	Jacksonville St.	73 40								
259	H	Western Caro.	64 61	319	N	Southeast Mo. St.	63 58								
302	H	Tennessee Tech	61 55	201	N	Western Ky.	57 58								
211	A	Elon	44 69	290	A	Alabama St.	62 51								
231	N	Montana	59 45	13	A	DePaul	57 86								

Non-Div I Games:

Samford

San Diego

Through Games Of Sunday, January 1, 2012

Average RPI Win:	218	WON-LOST	WINNING	LAST 10	STRENGTH OF	OPP. STRENGTH	TEAM	ADJ.	CONF.	ADJ CONF.
Average RPI Loss:	100	RECORD	PCT. RANK	GAMES	SCHEDULE	OF SCHEDULE	RPI	RPI	RPI	RPI
DIV. I ONLY	8- 3	67	8- 2	199	190	92	92	8	8	
DIV. I NON-CONF.	8- 3	71	8- 3	204	185	91	91	8	8	
TOTALS	RPI 1-25	RPI 26-50	W-L RECORDS	RPI 51-100	RPI 101-150	RPI 150+				
8- 3	0- 0	0- 1	OVERALL	1- 0	1- 2	6- 0				
5- 1	0- 0	0- 1	HOME	1- 0	0- 0	4- 0				
3- 2	0- 0	0- 0	AWAY	0- 0	1- 2	2- 0				
0- 0	0- 0	0- 0	NEUTRAL	0- 0	0- 0	0- 0				
8- 3	0- 0	0- 1	NON-CONFERENCE	1- 0	1- 2	6- 0				
5- 1	0- 0	0- 1	HOME	1- 0	0- 0	4- 0				
3- 2	0- 0	0- 0	AWAY	0- 0	1- 2	2- 0				
0- 0	0- 0	0- 0	NEUTRAL	0- 0	0- 0	0- 0				
0- 0	0- 0	0- 0	CONFERENCE	0- 0	0- 0	0- 0				
0- 0	0- 0	0- 0	HOME	0- 0	0- 0	0- 0				
0- 0	0- 0	0- 0	AWAY	0- 0	0- 0	0- 0				
0- 0	0- 0	0- 0	NEUTRAL	0- 0	0- 0	0- 0				

RPI S	Opponent	Score	RPI S	Opponent	Score	RPI S	Opponent	Score	RPI S	Opponent	Score
47	H Texas Tech	57 58	74	H Pacific	77 57	106	A San Diego St.	56 45	110	A Eastern Wash.	57 68
						144	A Fordham	42 44	176	A Seattle	82 65
						222	H Cal Poly	69 52	257	H CSU Bakersfield	99 70
						274	H La.-Lafayette	103 44	311	H Colgate	75 73
						327	A Columbia	54 32			
LAST 12 Division I GAMES:											
47	H Texas Tech	57 58	144	A Fordham	42 44						
257	H CSU Bakersfield	99 70	327	A Columbia	54 32						
222	H Cal Poly	69 52	311	H Colgate	75 73						
74	H Pacific	77 57	274	H La.-Lafayette	103 44						
106	A San Diego St.	56 45	176	A Seattle	82 65						
			110	A Eastern Wash.	57 68						

Non-Div I Games: Cal St. San Marcos 80 56

San Diego

■ Loss,
 ■ Non-Conf,
 ■ S Site,
 ■ H Home
 ■ A Away
 N Neutral

San Diego St.

Through Games Of Sunday, January 1, 2012

Average RPI Win:	176	WON-LOST	WINNING	LAST 10	STRENGTH OF	OPP. STRENGTH	TEAM	ADJ.	CONF.	ADJ CONF.
Average RPI Loss:	89	RECORD	PCT. RANK	GAMES	SCHEDULE	OF SCHEDULE	RPI	RPI	RPI	RPI
DIV. I ONLY	8- 4	84	6- 4	211	15	106	106	23	23	
DIV. I NON-CONF.	8- 4	89	8- 4	214	18	105	105	23	23	
TOTALS	RPI 1-25	RPI 26-50	W-L RECORDS	RPI 51-100	RPI 101-150	RPI 150+				
8- 4	1- 0	0- 1	OVERALL	1- 2	1- 1	5- 0				
5- 1	0- 0	0- 0	HOME	1- 1	1- 0	3- 0				
2- 2	0- 0	0- 1	AWAY	0- 1	0- 0	2- 0				
1- 1	1- 0	0- 0	NEUTRAL	0- 0	0- 1	0- 0				
8- 4	1- 0	0- 1	NON-CONFERENCE	1- 2	1- 1	5- 0				
5- 1	0- 0	0- 0	HOME	1- 1	1- 0	3- 0				
2- 2	0- 0	0- 1	AWAY	0- 1	0- 0	2- 0				
1- 1	1- 0	0- 0	NEUTRAL	0- 0	0- 1	0- 0				
0- 0	0- 0	0- 0	CONFERENCE	0- 0	0- 0	0- 0				
0- 0	0- 0	0- 0	HOME	0- 0	0- 0	0- 0				
0- 0	0- 0	0- 0	AWAY	0- 0	0- 0	0- 0				
0- 0	0- 0	0- 0	NEUTRAL	0- 0	0- 0	0- 0				

RPI 1-25				RPI 26-50				RPI 51-100				RPI 101+				Team's RPI: 106	
RPI	S	Opponent	Score	RPI	S	Opponent	Score	RPI	S	Opponent	Score	RPI	S	Opponent	Score		
13	N	DePaul	82 74	39	A	Washington St.	50 65	84	A	UCLA	71 78	129	H	Washington	63 51		
								92	H	San Diego	45 56	140	N	Portland	58 59		
								100	H	Penn	51 37	172	H	Ark.-Pine Bluff	86 43		
												210	A	Hawaii	71 44		
												222	H	Cal Poly	79 78		
												260	H	UNC Greensboro	57 29		
												298	A	UC Irvine	76 57		
LAST 12 Division I GAMES:																	
100	H	Penn	51 37	84	A	UCLA	71 78	129	H	Washington	63 51	140	N	Portland	58 59		
260	H	UNC Greensboro	57 29	100	H	Penn	51 37	210	A	Hawaii	71 44	222	H	Cal Poly	79 78		
222	H	Cal Poly	79 78	84	A	UCLA	71 78	260	H	UNC Greensboro	57 29	298	A	UC Irvine	76 57		
298	A	UC Irvine	76 57	92	H	San Diego	45 56	13	N	DePaul	82 74	172	H	Ark.-Pine Bluff	86 43		
92	H	San Diego	45 56	39	A	Washington St.	50 65	100	H	Penn	51 37						
39	A	Washington St.	50 65														

Non-Div I Games:

San Diego St.

■ Loss,
■ Non-Conf,
■ S Site,
■ H Home
■ A Away
N Neutral

San Francisco

Through Games Of Sunday, January 1, 2012

Average RPI Win:	295	WON-LOST	WINNING	LAST 10	STRENGTH OF	OPP. STRENGTH	TEAM	ADJ.	CONF.	ADJ CONF.
Average RPI Loss:	160	RECORD	PCT. RANK	GAMES	SCHEDULE	OF SCHEDULE	RPI	RPI	RPI	RPI
DIV. I ONLY	3- 12	295	2- 8	186	250	291	291	8	8	
DIV. I NON-CONF.	2- 11	309	1- 9	171	246	287	287	8	8	
TOTALS	RPI 1-25	RPI 26-50	W-L RECORDS	RPI 51-100	RPI 101-150	RPI 150+				
3- 12	0- 0	0- 1	OVERALL	0- 2	0- 1	3- 8				
1- 6	0- 0	0- 1	HOME	0- 0	0- 1	1- 4				
2- 5	0- 0	0- 0	AWAY	0- 2	0- 0	2- 3				
0- 1	0- 0	0- 0	NEUTRAL	0- 0	0- 0	0- 1				
2- 11	0- 0	0- 1	NON-CONFERENCE	0- 2	0- 0	2- 8				
1- 5	0- 0	0- 1	HOME	0- 0	0- 0	1- 4				
1- 5	0- 0	0- 0	AWAY	0- 2	0- 0	1- 3				
0- 1	0- 0	0- 0	NEUTRAL	0- 0	0- 0	0- 1				
1- 1	0- 0	0- 0	CONFERENCE	0- 0	0- 1	1- 0				
0- 1	0- 0	0- 0	HOME	0- 0	0- 1	0- 0				
1- 0	0- 0	0- 0	AWAY	0- 0	0- 0	1- 0				
0- 0	0- 0	0- 0	NEUTRAL	0- 0	0- 0	0- 0				

RPI S	Opponent	Score	RPI S	Opponent	Score	RPI S	Opponent	Score	RPI S	Opponent	Score	Team's RPI: 291
49	H Florida	68 91	87	A UC Davis	50 64	128	H Pepperdine	69 85				
			88	A Colorado	66 84	160	H Cal St. Fullerton	50 55				
						166	H Northern Colo.	81 85				
						176	A Seattle	56 74				
						191	N Loyola Chicago	63 65				
						206	H Cal St. Northridge	59 67				
						212	A UC Santa Barbara	41 60				
						222	H Cal Poly	66 82				
						233	A Ohio	53 63				
						277	H Sacramento St.	86 71				
						300	A Loyola Marymount	61 59				
						307	A San Jose St.	88 77				
LAST 12 Division I GAMES:												
300	A Loyola Marymount	61 59	212	A UC Santa Barbara	41 60							
128	H Pepperdine	69 85	88	A Colorado	66 84							
160	H Cal St. Fullerton	50 55	191	N Loyola Chicago	63 65							
277	H Sacramento St.	86 71	176	A Seattle	56 74							
233	A Ohio	53 63	87	A UC Davis	50 64							
49	H Florida	68 91	166	H Northern Colo.	81 85							

Non-Div I Games:

San Francisco

■ Loss,
 ■ Non-Conf,
 ■ S Site,
 ■ Home
 ■ A Away
 N Neutral

Average RPI Win:	240	WON-LOST	WINNING	LAST 10	STRENGTH OF	OPP. STRENGTH	TEAM	ADJ.	CONF.	ADJ CONF.
Average RPI Loss:	190	RECORD	PCT. RANK	GAMES	SCHEDULE	OF SCHEDULE	RPI	RPI	RPI	RPI
DIV. I ONLY	3- 10	283	3- 7	262	260	307	307	26	26	
DIV. I NON-CONF.	3- 10	282	3- 9	266	263	310	310	27	27	
TOTALS	RPI 1-25	RPI 26-50	W-L RECORDS	RPI 51-100	RPI 101-150	RPI 150+				
3- 10	0- 0	0- 0	OVERALL	0- 2	0- 1	3- 7				
2- 4	0- 0	0- 0	HOME	0- 1	0- 0	2- 3				
1- 5	0- 0	0- 0	AWAY	0- 1	0- 1	1- 3				
0- 1	0- 0	0- 0	NEUTRAL	0- 0	0- 0	0- 1				
3- 10	0- 0	0- 0	NON-CONFERENCE	0- 2	0- 1	3- 7				
2- 4	0- 0	0- 0	HOME	0- 1	0- 0	2- 3				
1- 5	0- 0	0- 0	AWAY	0- 1	0- 1	1- 3				
0- 1	0- 0	0- 0	NEUTRAL	0- 0	0- 0	0- 1				
0- 0	0- 0	0- 0	CONFERENCE	0- 0	0- 0	0- 0				
0- 0	0- 0	0- 0	HOME	0- 0	0- 0	0- 0				
0- 0	0- 0	0- 0	AWAY	0- 0	0- 0	0- 0				
0- 0	0- 0	0- 0	NEUTRAL	0- 0	0- 0	0- 0				

RPI 1-25				RPI 26-50				RPI 51-100				RPI 101+ Team's RPI: 307					
RPI	S	Opponent	Score	RPI	S	Opponent	Score	RPI	S	Opponent	Score	RPI	S	Opponent	Score		
								87	A	UC Davis	60	80	103	A	UNLV	41	78
								94	H	Eastern Ill.	71	93	160	H	Cal St. Fullerton	65	81
													184	N	American	46	49
													192	A	Santa Clara	74	53
													206	A	Cal St. Northridge	55	85
													219	H	Brown	47	61
													222	A	Cal Poly	55	71
													255	H	Northern Ariz.	74	64
													273	H	Air Force	68	53
													291	H	San Francisco	77	88
													330	A	Weber St.	67	69
LAST 12 Division I GAMES:																	
219	H	Brown	47	61	255	H	Northern Ariz.	74	64								
160	H	Cal St. Fullerton	65	81	222	A	Cal Poly	55	71								
273	H	Air Force	68	53	184	N	American	46	49								
192	A	Santa Clara	74	53	94	H	Eastern Ill.	71	93								
206	A	Cal St. Northridge	55	85	103	A	UNLV	41	78								
330	A	Weber St.	67	69	87	A	UC Davis	60	80								

Non-Div I Games:

San Jose St.

Santa Clara

Through Games Of Sunday, January 1, 2012

Average RPI Win:	202	WON-LOST	WINNING	LAST 10	STRENGTH OF	OPP. STRENGTH	TEAM	ADJ.	CONF.	ADJ CONF.
Average RPI Loss:	147	RECORD	PCT. RANK	GAMES	SCHEDULE	OF SCHEDULE	RPI	RPI	RPI	RPI
DIV. I ONLY	7- 7	164	4- 6	197	169	192	192	8	8	
DIV. I NON-CONF.	7- 6	150	6- 5	202	165	200	200	8	8	
TOTALS	RPI 1-25	RPI 26-50	W-L RECORDS	RPI 51-100	RPI 101-150	RPI 150+				
7- 7	0- 1	0- 0	OVERALL	1- 2	0- 1	6- 3				
5- 3	0- 1	0- 0	HOME	1- 0	0- 1	4- 1				
2- 4	0- 0	0- 0	AWAY	0- 2	0- 0	2- 2				
0- 0	0- 0	0- 0	NEUTRAL	0- 0	0- 0	0- 0				
7- 6	0- 1	0- 0	NON-CONFERENCE	1- 2	0- 0	6- 3				
5- 2	0- 1	0- 0	HOME	1- 0	0- 0	4- 1				
2- 4	0- 0	0- 0	AWAY	0- 2	0- 0	2- 2				
0- 0	0- 0	0- 0	NEUTRAL	0- 0	0- 0	0- 0				
0- 1	0- 0	0- 0	CONFERENCE	0- 0	0- 1	0- 0				
0- 1	0- 0	0- 0	HOME	0- 0	0- 1	0- 0				
0- 0	0- 0	0- 0	AWAY	0- 0	0- 0	0- 0				
0- 0	0- 0	0- 0	NEUTRAL	0- 0	0- 0	0- 0				

RPI 1-25				RPI 26-50				RPI 51-100				RPI 101+ Team's RPI: 192			
RPI	S	Opponent	Score	RPI	S	Opponent	Score	RPI	S	Opponent	Score	RPI	S	Opponent	Score
12	H	Princeton	61 77					53	A	California	58 75	128	H	Pepperdine	56 62
								56	A	Fresno St.	71 83	166	H	Northern Colo.	71 37
								87	H	UC Davis	81 78	176	A	Seattle	62 80
												177	H	Southern Utah	79 78
												206	A	Cal St. Northridge	90 72
												247	H	Long Beach St.	73 63
												257	H	CSU Bakersfield	93 87
												277	A	Sacramento St.	96 76
												298	A	UC Irvine	82 88
												307	H	San Jose St.	53 74
LAST 12 Division I GAMES:															
128	H	Pepperdine	56 62	298	A	UC Irvine	82 88								
277	A	Sacramento St.	96 76	206	A	Cal St. Northridge	90 72								
12	H	Princeton	61 77	87	H	UC Davis	81 78								
307	H	San Jose St.	53 74	247	H	Long Beach St.	73 63								
176	A	Seattle	62 80	177	H	Southern Utah	79 78								
53	A	California	58 75	166	H	Northern Colo.	71 37								

Non-Div I Games:

Santa Clara

Loss, Non-Conf, S Site, H Home A Away N Neutral

Average RPI Win:	293	WON-LOST	WINNING	LAST 10	STRENGTH OF	OPP. STRENGTH	TEAM	ADJ.	CONF.	ADJ CONF.
Average RPI Loss:	159	RECORD	PCT. RANK	GAMES	SCHEDULE	OF SCHEDULE	RPI	RPI	RPI	RPI
DIV. I ONLY	3- 8	267	2- 8	116	323	236	236	27	27	
DIV. I NON-CONF.	3- 6	236	3- 6	105	321	224	224	24	24	
TOTALS	RPI 1-25	RPI 26-50	W-L RECORDS	RPI 51-100	RPI 101-150	RPI 150+				
3- 8	0- 0	0- 2	OVERALL	0- 1	0- 1	3- 4				
2- 1	0- 0	0- 0	HOME	0- 0	0- 1	2- 0				
1- 7	0- 0	0- 2	AWAY	0- 1	0- 0	1- 4				
0- 0	0- 0	0- 0	NEUTRAL	0- 0	0- 0	0- 0				
3- 6	0- 0	0- 2	NON-CONFERENCE	0- 0	0- 1	3- 3				
2- 1	0- 0	0- 0	HOME	0- 0	0- 1	2- 0				
1- 5	0- 0	0- 2	AWAY	0- 0	0- 0	1- 3				
0- 0	0- 0	0- 0	NEUTRAL	0- 0	0- 0	0- 0				
0- 2	0- 0	0- 0	CONFERENCE	0- 1	0- 0	0- 1				
0- 0	0- 0	0- 0	HOME	0- 0	0- 0	0- 0				
0- 2	0- 0	0- 0	AWAY	0- 1	0- 0	0- 1				
0- 0	0- 0	0- 0	NEUTRAL	0- 0	0- 0	0- 0				

RPI 1-25			RPI 26-50			RPI 51-100			RPI 101+			Team's RPI: 236
RPI	S	Opponent	Score	RPI	S	Opponent	Score	RPI	S	Opponent	Score	
				34	A	Nebraska	50 70	66	A	Hampton	40 59	
				45	A	South Carolina	39 65					
								109	H	Mississippi St.	42 56	
								182	A	North Carolina	21 74	
								242	A	UCF	48 62	
								274	H	La.-Lafayette	41 36	
								290	A	Alabama St.	45 47	
								293	A	North Florida	64 61	
								303	A	Norfolk St.	49 54	
								313	H	Jacksonville	67 64	
LAST 12 Division I GAMES:												
182	A	North Carolina	21 74	303	A	Norfolk St.	49 54					
45	A	South Carolina	39 65	313	H	Jacksonville	67 64					
290	A	Alabama St.	45 47	109	H	Mississippi St.	42 56					
274	H	La.-Lafayette	41 36	34	A	Nebraska	50 70					
242	A	UCF	48 62	293	A	North Florida	64 61					
66	A	Hampton	40 59									

Non-Div I Games: Paine 55 38 Columbia (SC) 68 35

Savannah St.

Average RPI Win:	198	WON-LOST	WINNING	LAST 10	STRENGTH OF	OPP. STRENGTH	TEAM	ADJ.	CONF.	ADJ CONF.
Average RPI Loss:	123	RECORD	PCT. RANK	GAMES	SCHEDULE	OF SCHEDULE	RPI	RPI	RPI	RPI
DIV. I ONLY	8- 6	133	7- 3	153	144	176	176	24	24	
DIV. I NON-CONF.	8- 6	129	7- 5	156	143	177	177	25	25	
TOTALS	RPI 1-25	RPI 26-50	W-L RECORDS	RPI 51-100	RPI 101-150	RPI 150+				
8- 6	0- 0	0- 1	OVERALL	1- 2	1- 1	6- 2				
7- 4	0- 0	0- 1	HOME	1- 2	1- 0	5- 1				
1- 2	0- 0	0- 0	AWAY	0- 0	0- 1	1- 1				
0- 0	0- 0	0- 0	NEUTRAL	0- 0	0- 0	0- 0				
8- 6	0- 0	0- 1	NON-CONFERENCE	1- 2	1- 1	6- 2				
7- 4	0- 0	0- 1	HOME	1- 2	1- 0	5- 1				
1- 2	0- 0	0- 0	AWAY	0- 0	0- 1	1- 1				
0- 0	0- 0	0- 0	NEUTRAL	0- 0	0- 0	0- 0				
0- 0	0- 0	0- 0	CONFERENCE	0- 0	0- 0	0- 0				
0- 0	0- 0	0- 0	HOME	0- 0	0- 0	0- 0				
0- 0	0- 0	0- 0	AWAY	0- 0	0- 0	0- 0				
0- 0	0- 0	0- 0	NEUTRAL	0- 0	0- 0	0- 0				

RPI	S	Opponent	Score	RPI	S	Opponent	Score	RPI	S	Opponent	Score	RPI	S	Opponent	Score	Team's RPI: 176
40	H	St. Mary's (CA)	70 71	78	H	Eastern Mich.	75 72	129	A	Washington	53 72	140	H	Portland	69 55	
				87	H	UC Davis	62 66	175	H	Saint Francis (PA)	74 70	180	A	UALR	63 72	
				92	H	San Diego	65 82	192	H	Santa Clara	80 62	208	H	Akron	74 85	
								212	H	UC Santa Barbara	60 55	245	A	Boise St.	89 80	
								247	H	Long Beach St.	78 49	291	H	San Francisco	74 56	
LAST 12 Division I GAMES:																
175	H	Saint Francis (PA)	74 70	78	H	Eastern Mich.	75 72	247	H	Long Beach St.	78 49					
180	A	UALR	63 72	208	H	Akron	74 85	291	H	San Francisco	74 56					
40	H	St. Mary's (CA)	70 71	92	H	San Diego	65 82	129	A	Washington	53 72					
192	H	Santa Clara	80 62													
140	H	Portland	69 55													
245	A	Boise St.	89 80													

Non-Div I Games:

Seattle

■ Loss,
■ Non-Conf,
■ S Site,
■ H Home
■ A Away
N Neutral

Average RPI Win:	186	WON-LOST	WINNING	LAST 10	STRENGTH OF	OPP. STRENGTH	TEAM	ADJ.	CONF.	ADJ CONF.
Average RPI Loss:	74	RECORD	PCT. RANK	GAMES	SCHEDULE	OF SCHEDULE	RPI	RPI	RPI	RPI
DIV. I ONLY	7- 8	180	3- 7	32	124	107	107	2	2	
DIV. I NON-CONF.	7- 7	158	4- 7	46	158	124	124	2	2	
TOTALS	RPI 1-25	RPI 26-50	W-L RECORDS	RPI 51-100	RPI 101-150	RPI 150+				
7- 8	0- 2	0- 1	OVERALL	2- 2	0- 3	5- 0				
3- 5	0- 2	0- 0	HOME	2- 2	0- 1	1- 0				
2- 2	0- 0	0- 1	AWAY	0- 0	0- 1	2- 0				
2- 1	0- 0	0- 0	NEUTRAL	0- 0	0- 1	2- 0				
7- 7	0- 1	0- 1	NON-CONFERENCE	2- 2	0- 3	5- 0				
3- 4	0- 1	0- 0	HOME	2- 2	0- 1	1- 0				
2- 2	0- 0	0- 1	AWAY	0- 0	0- 1	2- 0				
2- 1	0- 0	0- 0	NEUTRAL	0- 0	0- 1	2- 0				
0- 1	0- 1	0- 0	CONFERENCE	0- 0	0- 0	0- 0				
0- 1	0- 1	0- 0	HOME	0- 0	0- 0	0- 0				
0- 0	0- 0	0- 0	AWAY	0- 0	0- 0	0- 0				
0- 0	0- 0	0- 0	NEUTRAL	0- 0	0- 0	0- 0				

RPI 1-25				RPI 26-50				RPI 51-100				RPI 101+ Team's RPI: 107			
RPI	S	Opponent	Score	RPI	S	Opponent	Score	RPI	S	Opponent	Score	RPI	S	Opponent	Score
3	H	Connecticut	37 70	31	A	Hofstra	74 94	70	H	Fla. Gulf Coast	57 51	112	N	Alabama	56 62
9	H	Michigan	47 51					71	H	Howard	44 63	125	A	Memphis	73 82
								77	H	Drexel	77 64	145	H	William & Mary	54 61
								95	H	Wake Forest	44 60	197	A	New Hampshire	61 38
												207	N	Louisiana Tech	72 69
												229	N	Old Dominion	60 49
												235	H	Stony Brook	65 30
												287	A	Army	53 50
LAST 12 Division I GAMES:															
71	H	Howard	44 63	125	A	Memphis	73 82								
145	H	William & Mary	54 61	31	A	Hofstra	74 94								
235	H	Stony Brook	65 30	229	N	Old Dominion	60 49								
77	H	Drexel	77 64	112	N	Alabama	56 62								
3	H	Connecticut	37 70	207	N	Louisiana Tech	72 69								
95	H	Wake Forest	44 60	9	H	Michigan	47 51								

Non-Div I Games:

Seton Hall

Through Games of Sunday, January 17, 1915									
Average RPI Win: 269	WON-LOST	WINNING	LAST 10	STRENGTH OF	OPP. STRENGTH	TEAM	ADJ.	CONF.	ADJ CONF.
Average RPI Loss: 204	RECORD	PCT. RANK	GAMES	SCHEDULE	OF SCHEDULE	RPI	RPI	RPI	RPI
DIV. I ONLY	2- 7	292	3- 7	329	294	331	331	21	21
DIV. I NON-CONF.	2- 7	285	2- 7	329	297	331	331	22	22
TOTALS	RPI 1-25	RPI 26-50	W-L RECORDS	RPI 51-100	RPI 101-150	RPI 150+			
2- 7	0- 0	0- 0	OVERALL	0- 0	0- 1	3- 6			
1- 4	0- 0	0- 0	HOME	0- 0	0- 1	2- 3			
1- 3	0- 0	0- 0	AWAY	0- 0	0- 0	1- 3			
0- 0	0- 0	0- 0	NEUTRAL	0- 0	0- 0	0- 0			
2- 7	0- 0	0- 0	NON-CONFERENCE	0- 0	0- 1	2- 6			
1- 4	0- 0	0- 0	HOME	0- 0	0- 1	1- 3			
1- 3	0- 0	0- 0	AWAY	0- 0	0- 0	1- 3			
0- 0	0- 0	0- 0	NEUTRAL	0- 0	0- 0	0- 0			
1- 0	0- 0	0- 0	CONFERENCE	0- 0	0- 0	1- 0			
1- 0	0- 0	0- 0	HOME	0- 0	0- 0	1- 0			
0- 0	0- 0	0- 0	AWAY	0- 0	0- 0	0- 0			
0- 0	0- 0	0- 0	NEUTRAL	0- 0	0- 0	0- 0			

RPI 1-25				RPI 26-50				RPI 51-100				RPI 101+				Team's RPI: 331	
RPI	S	Opponent	Score	RPI	S	Opponent	Score	RPI	S	Opponent	Score	RPI	S	Opponent	Score		
												123	H	Sacred Heart	45	62	
												157	H	Albany (NY)	48	72	
												174	H	Canisius	67	61	
												198	H	Massachusetts	53	58	
												200	A	Central Conn. St.	47	51	
												232	H	Binghamton	70	80	
												240	A	Navy	50	61	
												279	A	N.C. A&T	53	67	
												308	H	Rhode Island	73	65	
												326	A	Maine	78	51	
LAST 12 Division I GAMES:																	
				326	A	Maine	78	51				174	H	Canisius	67	61	
				198	H	Massachusetts	53	58				308	H	Rhode Island	73	65	
				200	A	Central Conn. St.	47	51				232	H	Binghamton	70	80	
				240	A	Navy	50	61				123	H	Sacred Heart	45	62	
				157	H	Albany (NY)	48	72									
				279	A	N.C. A&T	53	67									

Non-Div I Games:

Siena

Loss, Non-Conf, S Site, H Home A Away N Neutral

Average RPI Win:	261	WON-LOST	WINNING	LAST 10	STRENGTH OF	OPP. STRENGTH	TEAM	ADJ.	CONF.	ADJ CONF.
Average RPI Loss:	182	RECORD	PCT. RANK	GAMES	SCHEDULE	OF SCHEDULE	RPI	RPI	RPI	RPI
DIV. I ONLY	5- 6	194	3- 5	307	188	230	230	22	22	
DIV. I NON-CONF.	5- 5	158	4- 5	324	213	252	252	20	20	
TOTALS	RPI 1-25	RPI 26-50	W-L RECORDS	RPI 51-100	RPI 101-150	RPI 150+				
5- 6	0- 0	0- 0	OVERALL	0- 1	0- 1	5- 4				
3- 0	0- 0	0- 0	HOME	0- 0	0- 0	3- 0				
1- 6	0- 0	0- 0	AWAY	0- 1	0- 1	1- 4				
1- 0	0- 0	0- 0	NEUTRAL	0- 0	0- 0	1- 0				
5- 5	0- 0	0- 0	NON-CONFERENCE	0- 0	0- 1	5- 4				
3- 0	0- 0	0- 0	HOME	0- 0	0- 0	3- 0				
1- 5	0- 0	0- 0	AWAY	0- 0	0- 1	1- 4				
1- 0	0- 0	0- 0	NEUTRAL	0- 0	0- 0	1- 0				
0- 1	0- 0	0- 0	CONFERENCE	0- 1	0- 0	0- 0				
0- 0	0- 0	0- 0	HOME	0- 0	0- 0	0- 0				
0- 1	0- 0	0- 0	AWAY	0- 1	0- 0	0- 0				
0- 0	0- 0	0- 0	NEUTRAL	0- 0	0- 0	0- 0				

RPI S	Opponent	Score	RPI S	Opponent	Score	RPI S	Opponent	Score	RPI S	Opponent	Score	Team's RPI: 230
						73	A Middle Tenn.	39 60	109	A Mississippi St.	47 63	
									159	N Utah	61 53	
									164	A Sam Houston St.	50 53	
									187	A Ole Miss	45 54	
									242	H UCF	89 76	
									270	A Southern Miss.	62 67	
									282	A UTSA	54 42	
									286	A Tennessee St.	69 74	
									289	H Southern U.	57 44	
									334	H Northwestern St.	64 51	
LAST 12 Division I GAMES:												
286	A Tennessee St.	69 74	73	A Middle Tenn.	39 60	164	A Sam Houston St.	50 53	270	A Southern Miss.	62 67	
109	A Mississippi St.	47 63				289	H Southern U.	57 44				
159	N Utah	61 53				242	H UCF	89 76				
282	A UTSA	54 42										
334	H Northwestern St.	64 51										
187	A Ole Miss	45 54										

Non-Div I Games: Talladega 57 52 Spring Hill 97 46

South Ala.

South Carolina

Through Games Of Sunday, January 1, 2012

Average RPI Win:	169	WON-LOST	WINNING	LAST 10	STRENGTH OF	OPP. STRENGTH	TEAM	ADJ.	CONF.	ADJ CONF.
Average RPI Loss:	31	RECORD	PCT. RANK	GAMES	SCHEDULE	OF SCHEDULE	RPI	RPI	RPI	RPI
DIV. I ONLY	12- 2	17	9- 1	131	45	45	45	4	4	
DIV. I NON-CONF.	11- 2	24	9- 2	164	35	45	45	4	4	
TOTALS	RPI 1-25	RPI 26-50	W-L RECORDS	RPI 51-100	RPI 101-150	RPI 150+				
12- 2	0- 0	0- 2	OVERALL	2- 0	1- 0	9- 0				
7- 1	0- 0	0- 1	HOME	0- 0	1- 0	6- 0				
4- 1	0- 0	0- 1	AWAY	2- 0	0- 0	2- 0				
1- 0	0- 0	0- 0	NEUTRAL	0- 0	0- 0	1- 0				
11- 2	0- 0	0- 2	NON-CONFERENCE	2- 0	0- 0	9- 0				
6- 1	0- 0	0- 1	HOME	0- 0	0- 0	6- 0				
4- 1	0- 0	0- 1	AWAY	2- 0	0- 0	2- 0				
1- 0	0- 0	0- 0	NEUTRAL	0- 0	0- 0	1- 0				
1- 0	0- 0	0- 0	CONFERENCE	0- 0	1- 0	0- 0				
1- 0	0- 0	0- 0	HOME	0- 0	1- 0	0- 0				
0- 0	0- 0	0- 0	AWAY	0- 0	0- 0	0- 0				
0- 0	0- 0	0- 0	NEUTRAL	0- 0	0- 0	0- 0				

RPI 1-25			Team's RPI: 45		RPI 51-100			RPI 101+			
RPI	S	Opponent	Score	RPI	S	Opponent	Score	RPI	S	Opponent	Score
26	H	Penn St.	50 55	55	A	Illinois	71 52	112	H	Alabama	68 42
35	A	North Carolina St.	53 55	77	A	Drexel	62 58	158	H	Furman	72 33
								165	A	Xavier	67 56
								168	H	Alabama A&M	60 53
								182	N	North Carolina	79 48
								194	H	Col. of Charleston	59 40
								213	H	Presbyterian	52 24
								220	H	South Carolina St.	66 21
								236	H	Savannah St.	65 39
								253	A	Clemson	65 48
LAST 12 Division I GAMES:											
220	H	South Carolina St.	66 21	112	H	Alabama	68 42				
158	H	Furman	72 33	77	A	Drexel	62 58				
35	A	North Carolina St.	53 55	236	H	Savannah St.	65 39				
165	A	Xavier	67 56	182	N	North Carolina	79 48				
213	H	Presbyterian	52 24	26	H	Penn St.	50 55				
194	H	Col. of Charleston	59 40	253	A	Clemson	65 48				

Non-Div I Games:

South Carolina

Loss, Non-Conf, S Site, H Home A Away N Neutral

Average RPI Win:	270	WON-LOST	WINNING	LAST 10	STRENGTH OF	OPP. STRENGTH	TEAM	ADJ.	CONF.	ADJ CONF.
Average RPI Loss:	164	RECORD	PCT. RANK	GAMES	SCHEDULE	OF SCHEDULE	RPI	RPI	RPI	RPI
DIV. I ONLY	4- 7	224	4- 6	181	313	220	220	27	27	
DIV. I NON-CONF.	3- 6	236	3- 6	201	312	228	228	24	24	
TOTALS	RPI 1-25	RPI 26-50	W-L RECORDS	RPI 51-100	RPI 101-150	RPI 150+				
4- 7	0- 1	0- 1	OVERALL	0- 1	0- 0	4- 4				
2- 1	0- 0	0- 0	HOME	0- 0	0- 0	2- 1				
1- 6	0- 1	0- 1	AWAY	0- 1	0- 0	1- 3				
1- 0	0- 0	0- 0	NEUTRAL	0- 0	0- 0	1- 0				
3- 6	0- 1	0- 1	NON-CONFERENCE	0- 0	0- 0	3- 4				
2- 1	0- 0	0- 0	HOME	0- 0	0- 0	2- 1				
0- 5	0- 1	0- 1	AWAY	0- 0	0- 0	0- 3				
1- 0	0- 0	0- 0	NEUTRAL	0- 0	0- 0	1- 0				
1- 1	0- 0	0- 0	CONFERENCE	0- 1	0- 0	1- 0				
0- 0	0- 0	0- 0	HOME	0- 0	0- 0	0- 0				
1- 1	0- 0	0- 0	AWAY	0- 1	0- 0	1- 0				
0- 0	0- 0	0- 0	NEUTRAL	0- 0	0- 0	0- 0				

RPI 1-25				RPI 26-50				RPI 51-100				RPI 101+				Team's RPI: 220	
RPI	S	Opponent	Score	RPI	S	Opponent	Score	RPI	S	Opponent	Score	RPI	S	Opponent	Score		
21	A	Georgia	48 85	45	A	South Carolina	21 66	66	A	Hampton	41 73	189	H	Charleston So.	68 65		
												213	H	Presbyterian	50 53		
												239	A	Winthrop	59 67		
												252	N	Coastal Caro.	61 59		
												253	A	Clemson	38 83		
												303	A	Norfolk St.	75 69		
												313	A	Jacksonville	67 68		
												335	H	UNC Asheville	92 82		
LAST 12 Division I GAMES:																	
239	A	Winthrop	59 67	313	A	Jacksonville	67 68										
303	A	Norfolk St.	75 69	335	H	UNC Asheville	92 82										
66	A	Hampton	41 73	252	N	Coastal Caro.	61 59										
21	A	Georgia	48 85	45	A	South Carolina	21 66										
189	H	Charleston So.	68 65	253	A	Clemson	38 83										
213	H	Presbyterian	50 53														

Non-Div I Games: Claflin 76 59

South Carolina St.

■ Loss,
 ■ Non-Conf,
 ■ S Site,
 ■ H Home
 ■ A Away
 N Neutral

South Dakota

Through Games Of Sunday, January 1, 2012

Average RPI Win:	179	WON-LOST	WINNING	LAST 10	STRENGTH OF	OPP. STRENGTH	TEAM	ADJ.	CONF.	ADJ CONF.
Average RPI Loss:	176	RECORD	PCT. RANK	GAMES	SCHEDULE	OF SCHEDULE	RPI	RPI	RPI	RPI
DIV. I ONLY	7- 3	81	5- 3	244	115	104	104	11	11	
DIV. I NON-CONF.	5- 1	32	4- 1	114	154	67	67	11	11	
TOTALS	RPI 1-25	RPI 26-50	W-L RECORDS	RPI 51-100	RPI 101-150	RPI 150+				
7- 3	0- 0	0- 0	OVERALL	2- 0	0- 2	5- 1				
3- 1	0- 0	0- 0	HOME	0- 0	0- 1	3- 0				
4- 2	0- 0	0- 0	AWAY	2- 0	0- 1	2- 1				
0- 0	0- 0	0- 0	NEUTRAL	0- 0	0- 0	0- 0				
5- 1	0- 0	0- 0	NON-CONFERENCE	2- 0	0- 1	3- 0				
2- 0	0- 0	0- 0	HOME	0- 0	0- 0	2- 0				
3- 1	0- 0	0- 0	AWAY	2- 0	0- 1	1- 0				
0- 0	0- 0	0- 0	NEUTRAL	0- 0	0- 0	0- 0				
2- 2	0- 0	0- 0	CONFERENCE	0- 0	0- 1	2- 1				
1- 1	0- 0	0- 0	HOME	0- 0	0- 1	1- 0				
1- 1	0- 0	0- 0	AWAY	0- 0	0- 0	1- 1				
0- 0	0- 0	0- 0	NEUTRAL	0- 0	0- 0	0- 0				

RPI S	Opponent	Score	RPI S	Opponent	Score	RPI S	Opponent	Score	RPI S	Opponent	Score	Team's RPI: 104
						65	A Creighton	56 53	119	H Oral Roberts	53 66	
						98	A Idaho St.	66 54	143	A UNI	43 53	
									166	H Northern Colo.	73 48	
									177	H Southern Utah	81 69	
									193	A Oakland	58 51	
									255	H Northern Ariz.	73 56	
									267	A IPFW	63 65	
									301	A Utah Valley	63 54	
LAST 12 Division I GAMES:												
143	A UNI	43 53	177	H Southern Utah	81 69							
193	A Oakland	58 51	119	H Oral Roberts	53 66							
267	A IPFW	63 65	98	A Idaho St.	66 54							
65	A Creighton	56 53	301	A Utah Valley	63 54							
255	H Northern Ariz.	73 56	166	H Northern Colo.	73 48							

Non-Div I Games: Viterbo 82 34 Tabor 94 16

South Dakota

Loss, Non-Conf, S Site, H Home A Away N Neutral

Average RPI Win:	195	WON-LOST	WINNING	LAST 10	STRENGTH OF	OPP. STRENGTH	TEAM	ADJ.	CONF.	ADJ CONF.
Average RPI Loss:	61	RECORD	PCT. RANK	GAMES	SCHEDULE	OF SCHEDULE	RPI	RPI	RPI	RPI
DIV. I ONLY	8- 6	133	6- 4	124	58	102	102	11	11	
DIV. I NON-CONF.	4- 6	211	3- 5	35	27	59	59	11	11	
TOTALS	RPI 1-25	RPI 26-50	W-L RECORDS	RPI 51-100	RPI 101-150	RPI 150+				
8- 6	0- 1	1- 1	OVERALL	0- 4	0- 0	7- 0				
5- 1	0- 1	1- 0	HOME	0- 0	0- 0	4- 0				
3- 3	0- 0	0- 1	AWAY	0- 2	0- 0	3- 0				
0- 2	0- 0	0- 0	NEUTRAL	0- 2	0- 0	0- 0				
4- 6	0- 1	1- 1	NON-CONFERENCE	0- 4	0- 0	3- 0				
3- 1	0- 1	1- 0	HOME	0- 0	0- 0	2- 0				
1- 3	0- 0	0- 1	AWAY	0- 2	0- 0	1- 0				
0- 2	0- 0	0- 0	NEUTRAL	0- 2	0- 0	0- 0				
4- 0	0- 0	0- 0	CONFERENCE	0- 0	0- 0	4- 0				
2- 0	0- 0	0- 0	HOME	0- 0	0- 0	2- 0				
2- 0	0- 0	0- 0	AWAY	0- 0	0- 0	2- 0				
0- 0	0- 0	0- 0	NEUTRAL	0- 0	0- 0	0- 0				

RPI 1-25			RPI 26-50			RPI 51-100			RPI 101+			Team's RPI: 102
RPI	S	Opponent	Score	RPI	S	Opponent	Score	RPI	S	Opponent	Score	
18	H	Kansas St.	46 63	34	A	Nebraska	71 80	61	N	Marist	49 57	178 H Utah St. 84 73
				39	H	Washington St.	63 58	73	A	Middle Tenn.	49 59	180 A UALR 60 49
								89	A	Marquette	51 59	180 H UALR 64 55
								90	N	Cincinnati	22 55	193 H Oakland 62 52
												226 A Western Ill. 82 56
												267 H IPFW 81 58
												299 A IUPUI 74 63
LAST 12 Division I GAMES:												
267	H	IPFW	81 58	193	H	Oakland	62 52	34	A	Nebraska	71 80	
299	A	IUPUI	74 63	89	A	Marquette	51 59	180	H	UALR	64 55	
226	A	Western Ill.	82 56	61	N	Marist	49 57	18	H	Kansas St.	46 63	
				90	N	Cincinnati	22 55	180	A	UALR	60 49	
				39	H	Washington St.	63 58					

Non-Div I Games: St. Cloud St. 74 35

South Dakota St.

Average RPI Win:	216	WON-LOST	WINNING	LAST 10	STRENGTH OF	OPP. STRENGTH	TEAM	ADJ.	CONF.	ADJ CONF.
Average RPI Loss:	72	RECORD	PCT. RANK	GAMES	SCHEDULE	OF SCHEDULE	RPI	RPI	RPI	RPI
DIV. I ONLY	8- 6	133	6- 4	154	128	132	132	2	2	
DIV. I NON-CONF.	8- 6	129	8- 4	157	127	131	131	2	2	
TOTALS	RPI 1-25	RPI 26-50	W-L RECORDS	RPI 51-100	RPI 101-150	RPI 150+				
8- 6	0- 1	0- 2	OVERALL	2- 2	1- 0	5- 1				
4- 0	0- 0	0- 0	HOME	1- 0	0- 0	3- 0				
2- 1	0- 0	0- 0	AWAY	0- 0	0- 0	2- 1				
2- 5	0- 1	0- 2	NEUTRAL	1- 2	1- 0	0- 0				
8- 6	0- 1	0- 2	NON-CONFERENCE	2- 2	1- 0	5- 1				
4- 0	0- 0	0- 0	HOME	1- 0	0- 0	3- 0				
2- 1	0- 0	0- 0	AWAY	0- 0	0- 0	2- 1				
2- 5	0- 1	0- 2	NEUTRAL	1- 2	1- 0	0- 0				
0- 0	0- 0	0- 0	CONFERENCE	0- 0	0- 0	0- 0				
0- 0	0- 0	0- 0	HOME	0- 0	0- 0	0- 0				
0- 0	0- 0	0- 0	AWAY	0- 0	0- 0	0- 0				
0- 0	0- 0	0- 0	NEUTRAL	0- 0	0- 0	0- 0				

RPI	S	Opponent	Score	RPI	S	Opponent	Score	RPI	S	Opponent	Score	RPI	S	Opponent	Score	Team's RPI: 132
20	N	Miami (FL)	72 92	41	N	Florida St.	49 62	57	N	Arkansas	61 65	131	N	Minnesota	60 52	
				43	N	Dayton	63 73	85	H	Stetson	77 62	170	A	Auburn	45 62	
								91	N	Central Mich.	86 80	186	H	Md.-East. Shore	71 50	
								98	N	Idaho St.	63 76	273	A	Air Force	73 70	
												293	H	North Florida	76 41	
												329	H	Bethune-Cookman	72 36	
												339	A	Saint Peter's	68 52	
LAST 12 Division I GAMES:																
339	A	Saint Peter's	68 52	43	N	Dayton	63 73									
20	N	Miami (FL)	72 92	186	H	Md.-East. Shore	71 50									
91	N	Central Mich.	86 80	170	A	Auburn	45 62									
329	H	Bethune-Cookman	72 36	273	A	Air Force	73 70									
293	H	North Florida	76 41	98	N	Idaho St.	63 76									
131	N	Minnesota	60 52	85	H	Stetson	77 62									

Non-Div I Games:

South Fla.

Average RPI Win:	290	WON-LOST	WINNING	LAST 10	STRENGTH OF	OPP. STRENGTH	TEAM	ADJ.	CONF.	ADJ CONF.
Average RPI Loss:	192	RECORD	PCT. RANK	GAMES	SCHEDULE	OF SCHEDULE	RPI	RPI	RPI	RPI
DIV. I ONLY	2- 12	316	3- 6	238	311	319	319	32	32	
DIV. I NON-CONF.	2- 10	300	2- 6	187	284	309	309	32	32	
TOTALS	RPI 1-25	RPI 26-50	W-L RECORDS	RPI 51-100	RPI 101-150	RPI 150+				
2- 12	0- 0	0- 1	OVERALL	0- 2	0- 2	3- 7				
1- 3	0- 0	0- 0	HOME	0- 0	0- 0	2- 3				
0- 7	0- 0	0- 1	AWAY	0- 1	0- 2	0- 3				
1- 2	0- 0	0- 0	NEUTRAL	0- 1	0- 0	1- 1				
2- 10	0- 0	0- 1	NON-CONFERENCE	0- 2	0- 2	2- 5				
1- 1	0- 0	0- 0	HOME	0- 0	0- 0	1- 1				
0- 7	0- 0	0- 1	AWAY	0- 1	0- 2	0- 3				
1- 2	0- 0	0- 0	NEUTRAL	0- 1	0- 0	1- 1				
1- 2	0- 0	0- 0	CONFERENCE	0- 0	0- 0	1- 2				
1- 2	0- 0	0- 0	HOME	0- 0	0- 0	1- 2				
0- 0	0- 0	0- 0	AWAY	0- 0	0- 0	0- 0				
0- 0	0- 0	0- 0	NEUTRAL	0- 0	0- 0	0- 0				

RPI 1-25				RPI 26-50				RPI 51-100				RPI 101+				Team's RPI: 319	
RPI	S	Opponent	Score	RPI	S	Opponent	Score	RPI	S	Opponent	Score	RPI	S	Opponent	Score		
				35	A	North Carolina St.	29 66	91	N	Central Mich.	59 100	134	A	Ill.-Chicago	54 69		
								93	A	UAB	41 64	143	A	UNI	42 62		
												187	H	Ole Miss	43 51		
												196	A	Wright St.	53 74		
												218	N	Samford	58 63		
												254	N	Longwood	56 52		
												280	H	Arkansas St.	56 52		
												283	A	Saint Louis	45 54		
												288	H	Morehead St.	57 61		
												316	H	Murray St.	75 80		
												321	A	Western Mich.	34 67		
												336	H	Jacksonville St.	66 48		
LAST 12 Division I GAMES:																	
				336	H	Jacksonville St.	66 48	316	H	Murray St.	75 80						
				143	A	UNI	42 62	288	H	Morehead St.	57 61						
				280	H	Arkansas St.	56 52	254	N	Longwood	56 52						
				218	N	Samford	58 63	196	A	Wright St.	53 74						
				93	A	UAB	41 64	91	N	Central Mich.	59 100						
				187	H	Ole Miss	43 51	321	A	Western Mich.	34 67						

Non-Div I Games: Lindenwood (MO) 66 56

Southeast Mo. St.

■ Loss,
 ■ Non-Conf,
 ■ S Site,
 ■ Home
 ■ A Away
 N Neutral

Average RPI Win:	337	WON-LOST	WINNING	LAST 10	STRENGTH OF	OPP. STRENGTH	TEAM	ADJ.	CONF.	ADJ CONF.
Average RPI Loss:	183	RECORD	PCT. RANK	GAMES	SCHEDULE	OF SCHEDULE	RPI	RPI	RPI	RPI
DIV. I ONLY	1- 8	322	1- 7	171	342	322	322	25	25	
DIV. I NON-CONF.	1- 8	319	1- 8	173	342	322	322	26	26	
TOTALS	RPI 1-25	RPI 26-50	W-L RECORDS	RPI 51-100	RPI 101-150	RPI 150+				
1- 8	0- 0	0- 0	OVERALL	0- 1	0- 2	1- 5				
1- 3	0- 0	0- 0	HOME	0- 0	0- 0	1- 3				
0- 5	0- 0	0- 0	AWAY	0- 1	0- 2	0- 2				
0- 0	0- 0	0- 0	NEUTRAL	0- 0	0- 0	0- 0				
1- 8	0- 0	0- 0	NON-CONFERENCE	0- 1	0- 2	1- 5				
1- 3	0- 0	0- 0	HOME	0- 0	0- 0	1- 3				
0- 5	0- 0	0- 0	AWAY	0- 1	0- 2	0- 2				
0- 0	0- 0	0- 0	NEUTRAL	0- 0	0- 0	0- 0				
0- 0	0- 0	0- 0	CONFERENCE	0- 0	0- 0	0- 0				
0- 0	0- 0	0- 0	HOME	0- 0	0- 0	0- 0				
0- 0	0- 0	0- 0	AWAY	0- 0	0- 0	0- 0				
0- 0	0- 0	0- 0	NEUTRAL	0- 0	0- 0	0- 0				

RPI 1-25				RPI 26-50				RPI 51-100				RPI 101+				Team's RPI: 322	
RPI	S	Opponent	Score	RPI	S	Opponent	Score	RPI	S	Opponent	Score	RPI	S	Opponent	Score		
								60	A	Texas	65	73	112	A	Alabama	56	69
												125	A	Memphis	44	80	
												187	A	Ole Miss	52	72	
												190	H	Florida A&M	63	85	
												244	H	Alcorn St.	54	62	
												274	A	La.-Lafayette	54	63	
												274	H	La.-Lafayette	57	69	
												337	H	Jackson St.	76	49	
LAST 12 Division I GAMES:																	
				187	A	Ole Miss	52	72				190	H	Florida A&M	63	85	
				337	H	Jackson St.	76	49				244	H	Alcorn St.	54	62	
				60	A	Texas	65	73				274	A	La.-Lafayette	54	63	
												112	A	Alabama	56	69	
												274	H	La.-Lafayette	57	69	
												125	A	Memphis	44	80	

Non-Div I Games: Centenary (LA) 83 54 Spring Hill 85 72 Mobile 54 45

Southeastern La.

Loss, Non-Conf, S Site, H Home A Away N Neutral

Average RPI Win: 139	WON-LOST	WINNING	LAST 10	STRENGTH OF	OPP. STRENGTH	TEAM	ADJ.	CONF.	ADJ CONF.
Average RPI Loss: 59	RECORD	PCT. RANK	GAMES	SCHEDULE	OF SCHEDULE	RPI	RPI	RPI	RPI
DIV. I ONLY	6- 6	164	5- 5	5	29	36	36	5	5
DIV. I NON-CONF.	5- 5	158	5- 5	15	49	48	48	6	6
TOTALS	RPI 1-25	RPI 26-50	W-L RECORDS	RPI 51-100	RPI 101-150	RPI 150+			
6- 6	1- 4	0- 1	OVERALL	2- 0	1- 0	2- 1			
3- 1	0- 1	0- 0	HOME	2- 0	0- 0	1- 0			
2- 4	1- 2	0- 1	AWAY	0- 0	1- 0	0- 1			
1- 1	0- 1	0- 0	NEUTRAL	0- 0	0- 0	1- 0			
5- 5	1- 3	0- 1	NON-CONFERENCE	1- 0	1- 0	2- 1			
2- 0	0- 0	0- 0	HOME	1- 0	0- 0	1- 0			
2- 4	1- 2	0- 1	AWAY	0- 0	1- 0	0- 1			
1- 1	0- 1	0- 0	NEUTRAL	0- 0	0- 0	1- 0			
1- 1	0- 1	0- 0	CONFERENCE	1- 0	0- 0	0- 0			
1- 1	0- 1	0- 0	HOME	1- 0	0- 0	0- 0			
0- 0	0- 0	0- 0	AWAY	0- 0	0- 0	0- 0			
0- 0	0- 0	0- 0	NEUTRAL	0- 0	0- 0	0- 0			

RPI 1-25				RPI 26-50				Team's RPI: 36	RPI 51-100				RPI 101+			
RPI	S	Opponent	Score	RPI	S	Opponent	Score		RPI	S	Opponent	Score	RPI	S	Opponent	Score
4	H	Stanford	53 61	34	A	Nebraska	50 68		53	H	California	74 54	128	A	Pepperdine	75 71
7	A	Texas A&M	70 71						56	H	Fresno St.	65 57	280	A	Arkansas St.	56 58
8	N	Notre Dame	58 80										282	H	UTSA	74 56
19	A	Gonzaga	58 51										295	N	Gardner-Webb	82 41
21	A	Georgia	60 67													
LAST 12 Division I GAMES:																
53	H	California	74 54	280	A	Arkansas St.	56 58									
4	H	Stanford	53 61	19	A	Gonzaga	58 51									
128	A	Pepperdine	75 71	282	H	UTSA	74 56									
7	A	Texas A&M	70 71	295	N	Gardner-Webb	82 41									
34	A	Nebraska	50 68	8	N	Notre Dame	58 80									
56	H	Fresno St.	65 57	21	A	Georgia	60 67									

Non-Div I Games:

Southern California

■ Loss,
 ■ Non-Conf, S Site,
 ■ Home
 ■ Away
 N Neutral

Average RPI Win:	303	WON-LOST	WINNING	LAST 10	STRENGTH OF	OPP. STRENGTH	TEAM	ADJ.	CONF.	ADJ CONF.
Average RPI Loss:	163	RECORD	PCT. RANK	GAMES	SCHEDULE	OF SCHEDULE	RPI	RPI	RPI	RPI
DIV. I ONLY	3- 9	272	3- 7	263	237	296	296	10	10	
DIV. I NON-CONF.	3- 7	256	3- 7	291	243	304	304	10	10	
TOTALS	RPI 1-25	RPI 26-50	W-L RECORDS	RPI 51-100	RPI 101-150	RPI 150+				
3- 9	0- 1	0- 0	OVERALL	0- 0	0- 2	3- 6				
2- 2	0- 0	0- 0	HOME	0- 0	0- 0	2- 2				
1- 7	0- 1	0- 0	AWAY	0- 0	0- 2	1- 4				
0- 0	0- 0	0- 0	NEUTRAL	0- 0	0- 0	0- 0				
3- 7	0- 1	0- 0	NON-CONFERENCE	0- 0	0- 1	3- 5				
2- 2	0- 0	0- 0	HOME	0- 0	0- 0	2- 2				
1- 5	0- 1	0- 0	AWAY	0- 0	0- 1	1- 3				
0- 0	0- 0	0- 0	NEUTRAL	0- 0	0- 0	0- 0				
0- 2	0- 0	0- 0	CONFERENCE	0- 0	0- 1	0- 1				
0- 0	0- 0	0- 0	HOME	0- 0	0- 0	0- 0				
0- 2	0- 0	0- 0	AWAY	0- 0	0- 1	0- 1				
0- 0	0- 0	0- 0	NEUTRAL	0- 0	0- 0	0- 0				

RPI 1-25				RPI 26-50				RPI 51-100				RPI 101+ Team's RPI: 296			
RPI	S	Opponent	Score	RPI	S	Opponent	Score	RPI	S	Opponent	Score	RPI	S	Opponent	Score
13	A	DePaul	67 93									121	A	Illinois St.	51 75
												150	A	UT Martin	70 91
												151	H	SIU Edwardsville	60 70
												162	A	Indiana St.	66 72
												188	A	Northern Ill.	50 53
												191	H	Loyola Chicago	44 66
												196	A	Wright St.	59 61
												286	A	Tennessee St.	89 68
												292	A	Austin Peay	70 76
												299	H	IUPUI	77 63
												323	H	Chicago St.	76 54
LAST 12 Division I GAMES:															
162	A	Indiana St.	66 72	196	A	Wright St.	59 61								
121	A	Illinois St.	51 75	299	H	IUPUI	77 63								
13	A	DePaul	67 93	151	H	SIU Edwardsville	60 70								
150	A	UT Martin	70 91	188	A	Northern Ill.	50 53								
191	H	Loyola Chicago	44 66	286	A	Tennessee St.	89 68								
292	A	Austin Peay	70 76	323	H	Chicago St.	76 54								

Non-Div I Games:

Southern Ill.

Average RPI Win: 291		WON-LOST	WINNING	LAST 10	STRENGTH OF	OPP. STRENGTH	TEAM	ADJ.	CONF.	ADJ CONF.
Average RPI Loss: 152		RECORD	PCT. RANK	GAMES	SCHEDULE	OF SCHEDULE	RPI	RPI	RPI	RPI
DIV. I ONLY		5- 7	209	5- 5	218	331	270	270	16	16
DIV. I NON-CONF.		5- 7	205	5- 7	221	333	276	276	19	19
TOTALS	RPI 1-25	RPI 26-50		W-L RECORDS		RPI 51-100	RPI 101-150	RPI 150+		
5- 7	0- 0	0- 0		OVERALL		0- 1	0- 2	5- 4		
4- 3	0- 0	0- 0		HOME		0- 0	0- 1	4- 2		
0- 4	0- 0	0- 0		AWAY		0- 1	0- 1	0- 2		
1- 0	0- 0	0- 0		NEUTRAL		0- 0	0- 0	1- 0		
5- 7	0- 0	0- 0		NON-CONFERENCE		0- 1	0- 2	5- 4		
4- 3	0- 0	0- 0		HOME		0- 0	0- 1	4- 2		
0- 4	0- 0	0- 0		AWAY		0- 1	0- 1	0- 2		
1- 0	0- 0	0- 0		NEUTRAL		0- 0	0- 0	1- 0		
0- 0	0- 0	0- 0		CONFERENCE		0- 0	0- 0	0- 0		
0- 0	0- 0	0- 0		HOME		0- 0	0- 0	0- 0		
0- 0	0- 0	0- 0		AWAY		0- 0	0- 0	0- 0		
0- 0	0- 0	0- 0		NEUTRAL		0- 0	0- 0	0- 0		

RPI 1-25				RPI 26-50				RPI 51-100				RPI 101+				Team's RPI: 270	
RPI	S	Opponent	Score	RPI	S	Opponent	Score	RPI	S	Opponent	Score	RPI	S	Opponent	Score		
								51	A	Kentucky	71 88	109	A	Mississippi St.	57 71		
												150	H	UT Martin	69 88		
												152	H	Stephen F. Austin	65 66		
												180	A	UALR	44 70		
												190	H	Florida A&M	68 77		
												230	H	South Ala.	67 62		
												231	A	Montana	64 79		
												256	H	La.-Monroe	77 74		
												297	N	Idaho	63 62		
												336	H	Jacksonville St.	75 58		
												337	H	Jackson St.	70 55		
LAST 12 Division I GAMES:																	
				297	N	Idaho	63 62	109	A	Mississippi St.	57 71						
				231	A	Montana	64 79	256	H	La.-Monroe	77 74						
				337	H	Jackson St.	70 55	180	A	UALR	44 70						
				230	H	South Ala.	67 62	190	H	Florida A&M	68 77						
				51	A	Kentucky	71 88	152	H	Stephen F. Austin	65 66						
				150	H	UT Martin	69 88	336	H	Jacksonville St.	75 58						

Non-Div I Games:	William Carey	62	46
------------------	---------------	----	----

Southern Miss.

■ Loss, ■ Non-Conf, S Site, H Home A Away N Neutral

Average RPI Win:	0	WON-LOST	WINNING	LAST 10	STRENGTH OF	OPP. STRENGTH	TEAM	ADJ.	CONF.	ADJ CONF.
Average RPI Loss:	138	RECORD	PCT. RANK	GAMES	SCHEDULE	OF SCHEDULE	RPI	RPI	RPI	RPI
DIV. I ONLY	0- 6	337	0- 6	39	281	289	289	30	30	
DIV. I NON-CONF.	0- 6	337	0- 6	37	283	292	292	30	30	
TOTALS	RPI 1-25	RPI 26-50	W-L RECORDS	RPI 51-100	RPI 101-150	RPI 150+				
0- 6	0- 1	0- 1	OVERALL	0- 0	0- 2	0- 2				
0- 1	0- 0	0- 0	HOME	0- 0	0- 1	0- 0				
0- 5	0- 1	0- 1	AWAY	0- 0	0- 1	0- 2				
0- 0	0- 0	0- 0	NEUTRAL	0- 0	0- 0	0- 0				
0- 6	0- 1	0- 1	NON-CONFERENCE	0- 0	0- 2	0- 2				
0- 1	0- 0	0- 0	HOME	0- 0	0- 1	0- 0				
0- 5	0- 1	0- 1	AWAY	0- 0	0- 1	0- 2				
0- 0	0- 0	0- 0	NEUTRAL	0- 0	0- 0	0- 0				
0- 0	0- 0	0- 0	CONFERENCE	0- 0	0- 0	0- 0				
0- 0	0- 0	0- 0	HOME	0- 0	0- 0	0- 0				
0- 0	0- 0	0- 0	AWAY	0- 0	0- 0	0- 0				
0- 0	0- 0	0- 0	NEUTRAL	0- 0	0- 0	0- 0				

RPI 1-25				RPI 26-50				RPI 51-100				RPI 101+ Team's RPI: 289			
RPI	S	Opponent	Score	RPI	S	Opponent	Score	RPI	S	Opponent	Score	RPI	S	Opponent	Score
14	A	Ohio St.	49 83	42	A	Tulane	59 66					129	A	Washington	56 64
												138	H	Lamar	62 70
												230	A	South Ala.	44 57
												274	A	La.-Lafayette	49 60
LAST 12 Division I GAMES:															
129	A	Washington	56 64	138	H	Lamar	62 70								
14	A	Ohio St.	49 83	230	A	South Ala.	44 57								
42	A	Tulane	59 66												
274	A	La.-Lafayette	49 60												

Non-Div I Games: Dillard 66 47

Southern U.

Southern Utah

Through Games Of Sunday, January 1, 2012

Average RPI Win:	305	WON-LOST	WINNING	LAST 10	STRENGTH OF	OPP. STRENGTH	TEAM	ADJ.	CONF.	ADJ CONF.
Average RPI Loss:	120	RECORD	PCT. RANK	GAMES	SCHEDULE	OF SCHEDULE	RPI	RPI	RPI	RPI
DIV. I ONLY	3- 9	272	3- 6	66	283	177	177	11	11	
DIV. I NON-CONF.	3- 6	236	3- 5	73	307	189	189	11	11	
TOTALS	RPI 1-25	RPI 26-50	W-L RECORDS	RPI 51-100	RPI 101-150	RPI 150+				
3- 9	0- 1	0- 1	OVERALL	0- 1	0- 3	3- 3				
1- 0	0- 0	0- 0	HOME	0- 0	0- 0	1- 0				
2- 8	0- 1	0- 1	AWAY	0- 1	0- 3	2- 2				
0- 1	0- 0	0- 0	NEUTRAL	0- 0	0- 0	0- 1				
3- 6	0- 1	0- 1	NON-CONFERENCE	0- 1	0- 0	3- 3				
1- 0	0- 0	0- 0	HOME	0- 0	0- 0	1- 0				
2- 5	0- 1	0- 1	AWAY	0- 1	0- 0	2- 2				
0- 1	0- 0	0- 0	NEUTRAL	0- 0	0- 0	0- 1				
0- 3	0- 0	0- 0	CONFERENCE	0- 0	0- 3	0- 0				
0- 0	0- 0	0- 0	HOME	0- 0	0- 0	0- 0				
0- 3	0- 0	0- 0	AWAY	0- 0	0- 3	0- 0				
0- 0	0- 0	0- 0	NEUTRAL	0- 0	0- 0	0- 0				

RPI 1-25				RPI 26-50				RPI 51-100				RPI 101+ Team's RPI: 177			
RPI	S	Opponent	Score	RPI	S	Opponent	Score	RPI	S	Opponent	Score	RPI	S	Opponent	Score
14	A	Ohio St.	50 88	50	A	BYU	49 82	79	A	Oregon St.	40 90	104	A	South Dakota	69 81
												119	A	Oral Roberts	59 109
												122	A	UMKC	61 81
												159	A	Utah	60 74
												192	A	Santa Clara	78 79
												243	N	North Dakota	61 62
												301	A	Utah Valley	60 59
												301	H	Utah Valley	80 65
												312	A	New Mexico St.	58 57
LAST 12 Division I GAMES:															
50	A	BYU	49 82	104	A	South Dakota	69 81								
119	A	Oral Roberts	59 109	122	A	UMKC	61 81								
301	H	Utah Valley	80 65	14	A	Ohio St.	50 88								
312	A	New Mexico St.	58 57	301	A	Utah Valley	60 59								
243	N	North Dakota	61 62	192	A	Santa Clara	78 79								
79	A	Oregon St.	40 90	159	A	Utah	60 74								

Non-Div I Games: Westminster (UT) 59 57

Southern Utah

■ Loss,
 ■ Non-Conf,
 ■ S Site,
 ■ Home
 ■ A Away
 N Neutral

St. Bonaventure

Through Games Of Sunday, January 1, 2012

Average RPI Win:	200	WON-LOST	WINNING	LAST 10	STRENGTH OF	OPP. STRENGTH	TEAM	ADJ.	CONF.	ADJ CONF.
Average RPI Loss:	9	RECORD	PCT. RANK	GAMES	SCHEDULE	OF SCHEDULE	RPI	RPI	RPI	RPI
DIV. I ONLY	12- 2	17	8- 2	215	76	62	62	9	9	
DIV. I NON-CONF.	12- 2	19	10- 2	216	77	68	68	9	9	
TOTALS	RPI 1-25	RPI 26-50	W-L RECORDS	RPI 51-100	RPI 101-150	RPI 150+				
12- 2	0- 2	0- 0	OVERALL	3- 0	0- 0	9- 0				
5- 1	0- 1	0- 0	HOME	1- 0	0- 0	4- 0				
6- 0	0- 0	0- 0	AWAY	2- 0	0- 0	4- 0				
1- 1	0- 1	0- 0	NEUTRAL	0- 0	0- 0	1- 0				
12- 2	0- 2	0- 0	NON-CONFERENCE	3- 0	0- 0	9- 0				
5- 1	0- 1	0- 0	HOME	1- 0	0- 0	4- 0				
6- 0	0- 0	0- 0	AWAY	2- 0	0- 0	4- 0				
1- 1	0- 1	0- 0	NEUTRAL	0- 0	0- 0	1- 0				
0- 0	0- 0	0- 0	CONFERENCE	0- 0	0- 0	0- 0				
0- 0	0- 0	0- 0	HOME	0- 0	0- 0	0- 0				
0- 0	0- 0	0- 0	AWAY	0- 0	0- 0	0- 0				
0- 0	0- 0	0- 0	NEUTRAL	0- 0	0- 0	0- 0				

RPI 1-25				RPI 26-50				RPI 51-100 Team's RPI: 62				RPI 101+			
RPI	S	Opponent	Score	RPI	S	Opponent	Score	RPI	S	Opponent	Score	RPI	S	Opponent	Score
1	H	Delaware	49 61					61	H	Marist	67 56	161	H	Buffalo	76 45
16	N	Villanova	44 55					81	A	St. John's (NY)	64 58	174	A	Canisius	74 58
								83	A	West Virginia	56 48	199	H	Morgan St.	79 55
												204	H	Indiana	65 45
												232	A	Binghamton	49 34
												262	H	Niagara	63 49
												303	N	Norfolk St.	58 44
												311	A	Colgate	68 49
												333	A	Kent St.	60 51
LAST 12 Division I GAMES:															
262	H	Niagara	63 49	303	N	Norfolk St.	58 44								
161	H	Buffalo	76 45	16	N	Villanova	44 55								
204	H	Indiana	65 45	311	A	Colgate	68 49								
232	A	Binghamton	49 34	61	H	Marist	67 56								
333	A	Kent St.	60 51	199	H	Morgan St.	79 55								
1	H	Delaware	49 61	83	A	West Virginia	56 48								

Non-Div I Games:

St. Bonaventure

St. Francis (NY)

Through Games Of Sunday, January 1, 2012

Average RPI Win:	327	WON-LOST	WINNING	LAST 10	STRENGTH OF	OPP. STRENGTH	TEAM	ADJ.	CONF.	ADJ CONF.
Average RPI Loss:	204	RECORD	PCT. RANK	GAMES	SCHEDULE	OF SCHEDULE	RPI	RPI	RPI	RPI
DIV. I ONLY	1- 12	334	1- 9	321	279	341	341	20	20	
DIV. I NON-CONF.	1- 10	331	1- 9	308	285	338	338	21	21	
TOTALS	RPI 1-25	RPI 26-50	W-L RECORDS	RPI 51-100	RPI 101-150	RPI 150+				
1- 12	0- 0	0- 0	OVERALL	0- 1	0- 3	1- 8				
1- 4	0- 0	0- 0	HOME	0- 0	0- 2	1- 2				
0- 8	0- 0	0- 0	AWAY	0- 1	0- 1	0- 6				
0- 0	0- 0	0- 0	NEUTRAL	0- 0	0- 0	0- 0				
1- 10	0- 0	0- 0	NON-CONFERENCE	0- 1	0- 3	1- 6				
1- 4	0- 0	0- 0	HOME	0- 0	0- 2	1- 2				
0- 6	0- 0	0- 0	AWAY	0- 1	0- 1	0- 4				
0- 0	0- 0	0- 0	NEUTRAL	0- 0	0- 0	0- 0				
0- 2	0- 0	0- 0	CONFERENCE	0- 0	0- 0	0- 2				
0- 0	0- 0	0- 0	HOME	0- 0	0- 0	0- 0				
0- 2	0- 0	0- 0	AWAY	0- 0	0- 0	0- 2				
0- 0	0- 0	0- 0	NEUTRAL	0- 0	0- 0	0- 0				

RPI 1-25				RPI 26-50				RPI 51-100				RPI 101+				Team's RPI: 341	
RPI	S	Opponent	Score	RPI	S	Opponent	Score	RPI	S	Opponent	Score	RPI	S	Opponent	Score		
								100	A	Penn	61	70	115	H	Rider	48	68
												117	H	Fairfield	30	53	
												139	A	Yale	41	72	
												157	A	Albany (NY)	34	50	
												167	A	Mt. St. Mary's	48	70	
												209	H	Lafayette	33	46	
												225	A	Manhattan	37	50	
												287	H	Army	43	59	
												299	A	IUPUI	56	75	
												306	A	Delaware St.	66	73	
												324	A	Wagner	45	49	
												327	H	Columbia	48	44	
LAST 12 Division I GAMES:																	
306	A	Delaware St.	66	73	225	A	Manhattan	37	50								
167	A	Mt. St. Mary's	48	70	209	H	Lafayette	33	46								
324	A	Wagner	45	49	139	A	Yale	41	72								
115	H	Rider	48	68	117	H	Fairfield	30	53								
157	A	Albany (NY)	34	50	299	A	IUPUI	56	75								
327	H	Columbia	48	44	287	H	Army	43	59								

Non-Div I Games:

St. Francis (NY)

■ Loss,
 ■ Non-Conf,
 ■ S Site,
 ■ H Home
 ■ A Away
 N Neutral

Average RPI Win:	153	WON-LOST	WINNING	LAST 10	STRENGTH OF	OPP. STRENGTH	TEAM	ADJ.	CONF.	ADJ CONF.
Average RPI Loss:	63	RECORD	PCT. RANK	GAMES	SCHEDULE	OF SCHEDULE	RPI	RPI	RPI	RPI
DIV. I ONLY	8- 6	133	6- 4	35	89	81	81	2	2	
DIV. I NON-CONF.	8- 5	107	7- 4	54	113	89	89	2	2	
TOTALS	RPI 1-25	RPI 26-50	W-L RECORDS	RPI 51-100	RPI 101-150	RPI 150+				
8- 6	0- 2	1- 1	OVERALL	1- 2	4- 0	2- 1				
7- 1	0- 0	1- 0	HOME	1- 1	3- 0	2- 0				
0- 3	0- 1	0- 1	AWAY	0- 0	0- 0	0- 1				
1- 2	0- 1	0- 0	NEUTRAL	0- 1	1- 0	0- 0				
8- 5	0- 1	1- 1	NON-CONFERENCE	1- 2	4- 0	2- 1				
7- 1	0- 0	1- 0	HOME	1- 1	3- 0	2- 0				
0- 2	0- 0	0- 1	AWAY	0- 0	0- 0	0- 1				
1- 2	0- 1	0- 0	NEUTRAL	0- 1	1- 0	0- 0				
0- 1	0- 1	0- 0	CONFERENCE	0- 0	0- 0	0- 0				
0- 0	0- 0	0- 0	HOME	0- 0	0- 0	0- 0				
0- 1	0- 1	0- 0	AWAY	0- 0	0- 0	0- 0				
0- 0	0- 0	0- 0	NEUTRAL	0- 0	0- 0	0- 0				

RPI 1-25				RPI 26-50				RPI 51-100				Team's RPI: 81	RPI 101+			
RPI	S	Opponent	Score	RPI	S	Opponent	Score	RPI	S	Opponent	Score		RPI	S	Opponent	Score
5	N	Baylor	59 73	31	A	Hofstra	82 93	62	H	St. Bonaventure	58 64		108	N	Temple	59 53
13	A	DePaul	52 69	46	H	Hartford	70 45	63	N	Iowa	52 60		125	H	Memphis	64 60
								71	H	Howard	63 48		137	H	La Salle	66 45
													146	H	Boston U.	75 38
													202	A	Harvard	56 63
													268	H	Prairie View	66 50
													324	H	Wagner	54 34
LAST 12 Division I GAMES:																
5	N	Baylor	59 73	146	H	Boston U.	75 38									
13	A	DePaul	52 69	202	A	Harvard	56 63									
46	H	Hartford	70 45	125	H	Memphis	64 60									
71	H	Howard	63 48	268	H	Prairie View	66 50									
108	N	Temple	59 53	324	H	Wagner	54 34									
63	N	Iowa	52 60	31	A	Hofstra	82 93									

Non-Div I Games:

St. John's (NY)

■ Loss,
■ Non-Conf,
■ S Site,
■ H Home
■ A Away
N Neutral

St. Mary's (CA)

Through Games Of Sunday, January 1, 2012

Average RPI Win:	159	WON-LOST	WINNING	LAST 10	STRENGTH OF	OPP. STRENGTH	TEAM	ADJ.	CONF.	ADJ CONF.
Average RPI Loss:	84	RECORD	PCT. RANK	GAMES	SCHEDULE	OF SCHEDULE	RPI	RPI	RPI	RPI
DIV. I ONLY	10- 4	75	7- 2	44	87	40	40	8	8	
DIV. I NON-CONF.	8- 4	89	7- 2	41	75	33	33	8	8	
TOTALS	RPI 1-25	RPI 26-50	W-L RECORDS	RPI 51-100	RPI 101-150	RPI 150+				
10- 4	0- 1	1- 0	OVERALL	3- 2	0- 0	6- 1				
4- 2	0- 0	1- 0	HOME	1- 2	0- 0	2- 0				
5- 2	0- 1	0- 0	AWAY	2- 0	0- 0	3- 1				
1- 0	0- 0	0- 0	NEUTRAL	0- 0	0- 0	1- 0				
8- 4	0- 1	0- 0	NON-CONFERENCE	3- 2	0- 0	5- 1				
3- 2	0- 0	0- 0	HOME	1- 2	0- 0	2- 0				
4- 2	0- 1	0- 0	AWAY	2- 0	0- 0	2- 1				
1- 0	0- 0	0- 0	NEUTRAL	0- 0	0- 0	1- 0				
2- 0	0- 0	1- 0	CONFERENCE	0- 0	0- 0	1- 0				
1- 0	0- 0	1- 0	HOME	0- 0	0- 0	0- 0				
1- 0	0- 0	0- 0	AWAY	0- 0	0- 0	1- 0				
0- 0	0- 0	0- 0	NEUTRAL	0- 0	0- 0	0- 0				

RPI 1-25				RPI 26-50				Team's RPI: 40				RPI 51-100				RPI 101+			
RPI	S	Opponent	Score	RPI	S	Opponent	Score	RPI	S	Opponent	Score	RPI	S	Opponent	Score	RPI	S	Opponent	Score
13	A	DePaul	68 96	50	H	BYU	54 48	53	H	California	55 65	155	A	Oregon	72 62				
								58	H	Quinnipiac	67 69	176	A	Seattle	71 70				
								74	A	Pacific	68 67	212	A	UC Santa Barbara	52 61				
								79	A	Oregon St.	81 61	215	H	Virginia Tech	60 47				
								87	H	UC Davis	75 58	222	H	Cal Poly	65 62				
												231	N	Montana	67 65				
												300	A	Loyola Marymount	82 72				
LAST 12 Division I GAMES:																			
176	A	Seattle	71 70	50	H	BYU	54 48	300	A	Loyola Marymount	82 72	155	A	Oregon	72 62				
87	H	UC Davis	75 58					79	A	Oregon St.	81 61	74	A	Pacific	68 67				
53	H	California	55 65					212	A	UC Santa Barbara	52 61								
222	H	Cal Poly	65 62																
58	H	Quinnipiac	67 69																
215	H	Virginia Tech	60 47																

Non-Div I Games: William Jessup 82 43

St. Mary's (CA)

Loss, Non-Conf, S Site, H Home A Away N Neutral

Team Record				Through Games of Sunday, January 17, 1915						
Average RPI Win:	92	WON-LOST	WINNING	LAST 10	STRENGTH OF	OPP. STRENGTH	TEAM	ADJ.	CONF.	ADJ CONF.
Average RPI Loss:	3	RECORD	PCT. RANK	GAMES	SCHEDULE	OF SCHEDULE	RPI	RPI	RPI	RPI
DIV. I ONLY	11- 1	10	9- 1	22	1	4	4	5	5	
DIV. I NON-CONF.	9- 1	16	9- 1	17	3	4	4	6	6	
TOTALS	RPI 1-25	RPI 26-50	W-L RECORDS	RPI 51-100	RPI 101-150	RPI 150+				
11- 1	3- 1	1- 0	OVERALL	4- 0	0- 0	3- 0				
6- 0	3- 0	0- 0	HOME	1- 0	0- 0	2- 0				
5- 1	0- 1	1- 0	AWAY	3- 0	0- 0	1- 0				
0- 0	0- 0	0- 0	NEUTRAL	0- 0	0- 0	0- 0				
9- 1	3- 1	0- 0	NON-CONFERENCE	3- 0	0- 0	3- 0				
6- 0	3- 0	0- 0	HOME	1- 0	0- 0	2- 0				
3- 1	0- 1	0- 0	AWAY	2- 0	0- 0	1- 0				
0- 0	0- 0	0- 0	NEUTRAL	0- 0	0- 0	0- 0				
2- 0	0- 0	1- 0	CONFERENCE	1- 0	0- 0	0- 0				
0- 0	0- 0	0- 0	HOME	0- 0	0- 0	0- 0				
2- 0	0- 0	1- 0	AWAY	1- 0	0- 0	0- 0				
0- 0	0- 0	0- 0	NEUTRAL	0- 0	0- 0	0- 0				

RPI	S	Opponent	Score	RPI	S	Opponent	Score	RPI	S	Opponent	Score	RPI	S	Opponent	Score
2	H	Tennessee	97 80	36	A	Southern California	61 53	56	A	Fresno St.	93 59	165	A	Xavier	80 64
3	A	Connecticut	58 68					60	A	Texas	72 59	229	H	Old Dominion	97 48
12	H	Princeton	85 66					84	A	UCLA	77 50	257	H	CSU Bakersfield	90 48
19	H	Gonzaga	76 61					87	H	UC Davis	93 44				
LAST 12 Division I GAMES:															
12	H	Princeton	85 66	84	A	UCLA	77 50								
56	A	Fresno St.	93 59	36	A	Southern California	61 53								
87	H	UC Davis	93 44	257	H	CSU Bakersfield	90 48								
165	A	Xavier	80 64	2	H	Tennessee	97 80								
3	A	Connecticut	58 68	19	H	Gonzaga	76 61								
229	H	Old Dominion	97 48	60	A	Texas	72 59								

Non-Div I Games:

Stanford

Average RPI Win: 239				WON-LOST		WINNING		LAST 10		STRENGTH OF		OPP. STRENGTH		TEAM		ADJ.		CONF.		ADJ CONF.	
Average RPI Loss: 198				RECORD		PCT. RANK		GAMES		SCHEDULE		OF SCHEDULE		RPI		RPI		RPI		RPI	
DIV. I ONLY				8- 3		67		6- 3		314		211		152		152		25		25	
DIV. I NON-CONF.				8- 3		71		7- 3		317		215		148		148		26		26	
TOTALS		RPI 1-25		RPI 26-50		W-L RECORDS		RPI 51-100		RPI 101-150		RPI 150+									
8- 3		0- 0		0- 0		OVERALL		0- 1		1- 0		7- 2									
2- 1		0- 0		0- 0		HOME		0- 0		1- 0		1- 1									
5- 2		0- 0		0- 0		AWAY		0- 1		0- 0		5- 1									
1- 0		0- 0		0- 0		NEUTRAL		0- 0		0- 0		1- 0									
8- 3		0- 0		0- 0		NON-CONFERENCE		0- 1		1- 0		7- 2									
2- 1		0- 0		0- 0		HOME		0- 0		1- 0		1- 1									
5- 2		0- 0		0- 0		AWAY		0- 1		0- 0		5- 1									
1- 0		0- 0		0- 0		NEUTRAL		0- 0		0- 0		1- 0									
0- 0		0- 0		0- 0		CONFERENCE		0- 0		0- 0		0- 0									
0- 0		0- 0		0- 0		HOME		0- 0		0- 0		0- 0									
0- 0		0- 0		0- 0		AWAY		0- 0		0- 0		0- 0									
0- 0		0- 0		0- 0		NEUTRAL		0- 0		0- 0		0- 0									

RPI 1-25				RPI 26-50				RPI 51-100				RPI 101+			
RPI	S	Opponent	Score	RPI	S	Opponent	Score	RPI	S	Opponent	Score	RPI	S	Opponent	Score
								57	A	Arkansas	46 61	135	H	Grambling	71 53
												173	A	SMU	66 60
												216	N	Ga. Southern	49 40
												241	A	Tex.-Pan American	69 58
												256	A	La.-Monroe	68 58
												258	A	Tulsa	53 72
												270	A	Southern Miss.	66 65
												280	H	Arkansas St.	64 69
												281	H	Rice	68 64
												340	A	Houston Baptist	53 39
LAST 12 Division I GAMES:															
				241	A	Tex.-Pan American	69 58	258	A	Tulsa	53 72				
				57	A	Arkansas	46 61	173	A	SMU	66 60				
				340	A	Houston Baptist	53 39	281	H	Rice	68 64				
				270	A	Southern Miss.	66 65	280	H	Arkansas St.	64 69				
				216	N	Ga. Southern	49 40	256	A	La.-Monroe	68 58				
				135	H	Grambling	71 53								

Non-Div I Games:	Wiley	59	57	St. Edward's	78	50
------------------	-------	----	----	--------------	----	----

Stephen F. Austin

Loss, Non-Conf, S Site, H Home A Away N Neutral

Average RPI Win: 223	WON-LOST	WINNING	LAST 10	STRENGTH OF	OPP. STRENGTH	TEAM	ADJ.	CONF.	ADJ CONF.
Average RPI Loss: 152	RECORD	PCT. RANK	GAMES	SCHEDULE	OF SCHEDULE	RPI	RPI	RPI	RPI
DIV. I ONLY	10- 3	46	8- 2	266	142	85	85	31	31
DIV. I NON-CONF.	8- 3	71	7- 2	172	204	63	63	31	31
<hr/>									
TOTALS	RPI 1-25	RPI 26-50	W-L RECORDS	RPI 51-100	RPI 101-150	RPI 150+			
10- 3	0- 0	0- 1	OVERALL	1- 0	1- 1	9- 1			
5- 0	0- 0	0- 0	HOME	1- 0	0- 0	4- 0			
3- 3	0- 0	0- 1	AWAY	0- 0	0- 1	4- 1			
2- 0	0- 0	0- 0	NEUTRAL	0- 0	1- 0	1- 0			
8- 3	0- 0	0- 1	NON-CONFERENCE	1- 0	1- 1	6- 1			
3- 0	0- 0	0- 0	HOME	1- 0	0- 0	2- 0			
3- 3	0- 0	0- 1	AWAY	0- 0	0- 1	3- 1			
2- 0	0- 0	0- 0	NEUTRAL	0- 0	1- 0	1- 0			
3- 0	0- 0	0- 0	CONFERENCE	0- 0	0- 0	3- 0			
2- 0	0- 0	0- 0	HOME	0- 0	0- 0	2- 0			
1- 0	0- 0	0- 0	AWAY	0- 0	0- 0	1- 0			
0- 0	0- 0	0- 0	NEUTRAL	0- 0	0- 0	0- 0			

RPI 1-25				RPI 26-50				RPI 51-100				Team's RPI: 85		RPI 101+			
RPI	S	Opponent	Score	RPI	S	Opponent	Score	RPI	S	Opponent	Score			RPI	S	Opponent	Score
				49	A	Florida	57 71	67	H	Miami (OH)	71 62			113	N	Bradley	73 63
														132	A	South Fla.	62 77
														214	H	Fla. Atlantic	52 37
														216	A	Ga. Southern	61 51
														227	H	Campbell	70 55
														238	H	East Tenn. St.	68 60
														239	A	Winthrop	74 72
														262	N	Niagara	67 52
														271	A	Kennesaw St.	65 55
														272	H	S.C. Upstate	69 54
														275	A	Ball St.	73 78
														329	A	Bethune-Cookman	82 64
LAST 12 Division I GAMES:																	
				216	A	Ga. Southern	61 51	271	A	Kennesaw St.	65 55						
				275	A	Ball St.	73 78	214	H	Fla. Atlantic	52 37						
				238	H	East Tenn. St.	68 60	227	H	Campbell	70 55						
				132	A	South Fla.	62 77	272	H	S.C. Upstate	69 54						
				67	H	Miami (OH)	71 62	329	A	Bethune-Cookman	82 64						
				239	A	Winthrop	74 72	113	N	Bradley	73 63						

Non-Div I Games: Palm Beach Atl. 63 52

Stetson

Stony Brook

Through Games Of Sunday, January 1, 2012

Average RPI Win: 199	WON-LOST	WINNING	LAST 10	STRENGTH OF	OPP. STRENGTH	TEAM	ADJ.	CONF.	ADJ CONF.
Average RPI Loss: 136	RECORD	PCT. RANK	GAMES	SCHEDULE	OF SCHEDULE	RPI	RPI	RPI	RPI
DIV. I ONLY	3- 10	283	3- 7	47	290	235	235	14	14
DIV. I NON-CONF.	3- 10	282	3- 8	47	293	234	234	14	14
TOTALS	RPI 1-25	RPI 26-50	W-L RECORDS	RPI 51-100	RPI 101-150	RPI 150+			
3- 10	0- 1	0- 0	OVERALL	0- 1	0- 5	4- 3			
3- 3	0- 0	0- 0	HOME	0- 1	0- 1	3- 1			
0- 7	0- 1	0- 0	AWAY	0- 0	0- 4	1- 2			
0- 0	0- 0	0- 0	NEUTRAL	0- 0	0- 0	0- 0			
3- 10	0- 1	0- 0	NON-CONFERENCE	0- 1	0- 5	3- 3			
3- 3	0- 0	0- 0	HOME	0- 1	0- 1	3- 1			
0- 7	0- 1	0- 0	AWAY	0- 0	0- 4	0- 2			
0- 0	0- 0	0- 0	NEUTRAL	0- 0	0- 0	0- 0			
1- 0	0- 0	0- 0	CONFERENCE	0- 0	0- 0	1- 0			
0- 0	0- 0	0- 0	HOME	0- 0	0- 0	0- 0			
1- 0	0- 0	0- 0	AWAY	0- 0	0- 0	1- 0			
0- 0	0- 0	0- 0	NEUTRAL	0- 0	0- 0	0- 0			

RPI 1-25				RPI 26-50				RPI 51-100				RPI 101+ Team's RPI: 235			
RPI	S	Opponent	Score	RPI	S	Opponent	Score	RPI	S	Opponent	Score	RPI	S	Opponent	Score
14	A	Ohio St.	37 84					72	H	Long Island	59 66	107	A	Seton Hall	30 65
												115	A	Rider	41 53
												117	A	Fairfield	34 42
												123	A	Sacred Heart	33 55
												144	H	Fordham	37 41
												181	H	Robert Morris	42 40
												183	H	Youngstown St.	54 47
												195	H	George Mason	50 54
												199	H	Morgan St.	65 48
												205	A	Iona	48 52
												234	A	Vermont	54 47
												263	A	Fairleigh Dickinson	48 51
LAST 12 Division I GAMES:															
144	H	Fordham	37 41	234	A	Vermont	54 47								
72	H	Long Island	59 66	183	H	Youngstown St.	54 47								
115	A	Rider	41 53	199	H	Morgan St.	65 48								
123	A	Sacred Heart	33 55	107	A	Seton Hall	30 65								
14	A	Ohio St.	37 84	263	A	Fairleigh Dickinson	48 51								
181	H	Robert Morris	42 40	195	H	George Mason	50 54								

Non-Div I Games:

Stony Brook

Loss, Non-Conf, S Site, H Home A Away N Neutral

Average RPI Win:	215	WON-LOST	WINNING	LAST 10	STRENGTH OF	OPP. STRENGTH	TEAM	ADJ.	CONF.	ADJ CONF.
Average RPI Loss:	55	RECORD	PCT. RANK	GAMES	SCHEDULE	OF SCHEDULE	RPI	RPI	RPI	RPI
DIV. I ONLY	11- 4	66	6- 4	180	106	99	99	2	2	
DIV. I NON-CONF.	11- 3	49	8- 3	219	103	116	116	2	2	
TOTALS	RPI 1-25	RPI 26-50	W-L RECORDS	RPI 51-100	RPI 101-150	RPI 150+				
11- 4	0- 0	0- 3	OVERALL	0- 1	1- 0	10- 0				
7- 1	0- 0	0- 0	HOME	0- 1	1- 0	6- 0				
2- 0	0- 0	0- 0	AWAY	0- 0	0- 0	2- 0				
2- 3	0- 0	0- 3	NEUTRAL	0- 0	0- 0	2- 0				
11- 3	0- 0	0- 3	NON-CONFERENCE	0- 0	1- 0	10- 0				
7- 0	0- 0	0- 0	HOME	0- 0	1- 0	6- 0				
2- 0	0- 0	0- 0	AWAY	0- 0	0- 0	2- 0				
2- 3	0- 0	0- 3	NEUTRAL	0- 0	0- 0	2- 0				
0- 1	0- 0	0- 0	CONFERENCE	0- 1	0- 0	0- 0				
0- 1	0- 0	0- 0	HOME	0- 1	0- 0	0- 0				
0- 0	0- 0	0- 0	AWAY	0- 0	0- 0	0- 0				
0- 0	0- 0	0- 0	NEUTRAL	0- 0	0- 0	0- 0				

RPI S	Opponent	Score	RPI S	Opponent	Score	RPI S	Opponent	Score	RPI S	Opponent	Score
			38 N	Arizona	74 80	83 H	West Virginia	72 76	130 H	Coppin St.	56 50
			48 N	Oklahoma	63 82				161 H	Buffalo	79 59
			50 N	BYU	59 83				165 N	Xavier	70 67
									175 H	Saint Francis (PA)	88 45
									209 H	Lafayette	74 54
									232 A	Binghamton	90 57
									233 N	Ohio	81 70
									245 A	Boise St.	70 47
									247 H	Long Beach St.	81 42
									262 H	Niagara	81 30
									311 H	Colgate	83 32
LAST 12 Division I GAMES:											
			130 H	Coppin St.	56 50	311 H	Colgate	83 32			
			83 H	West Virginia	72 76	262 H	Niagara	81 30			
			50 N	BYU	59 83	233 N	Ohio	81 70			
			38 N	Arizona	74 80	48 N	Oklahoma	63 82			
			245 A	Boise St.	70 47	165 N	Xavier	70 67			
			232 A	Binghamton	90 57	161 H	Buffalo	79 59			

Non-Div I Games:

Syracuse

Average RPI Win:	230	WON-LOST	WINNING	LAST 10	STRENGTH OF	OPP. STRENGTH	TEAM	ADJ.	CONF.	ADJ CONF.
Average RPI Loss:	55	RECORD	PCT. RANK	GAMES	SCHEDULE	OF SCHEDULE	RPI	RPI	RPI	RPI
DIV. I ONLY	7- 6	152	6- 4	138	39	142	142	23	23	
DIV. I NON-CONF.	7- 6	150	7- 5	142	39	141	141	23	23	
TOTALS	RPI 1-25	RPI 26-50	W-L RECORDS	RPI 51-100	RPI 101-150	RPI 150+				
7- 6	0- 2	0- 3	OVERALL	0- 0	2- 0	5- 1				
5- 2	0- 1	0- 1	HOME	0- 0	1- 0	4- 0				
1- 3	0- 1	0- 1	AWAY	0- 0	0- 0	1- 1				
1- 1	0- 0	0- 1	NEUTRAL	0- 0	1- 0	0- 0				
7- 6	0- 2	0- 3	NON-CONFERENCE	0- 0	2- 0	5- 1				
5- 2	0- 1	0- 1	HOME	0- 0	1- 0	4- 0				
1- 3	0- 1	0- 1	AWAY	0- 0	0- 0	1- 1				
1- 1	0- 0	0- 1	NEUTRAL	0- 0	1- 0	0- 0				
0- 0	0- 0	0- 0	CONFERENCE	0- 0	0- 0	0- 0				
0- 0	0- 0	0- 0	HOME	0- 0	0- 0	0- 0				
0- 0	0- 0	0- 0	AWAY	0- 0	0- 0	0- 0				
0- 0	0- 0	0- 0	NEUTRAL	0- 0	0- 0	0- 0				

RPI 1-25			RPI 26-50			RPI 51-100			RPI 101+			Team's RPI: 142
RPI	S	Opponent	Score	RPI	S	Opponent	Score	RPI	S	Opponent	Score	
7	H	Texas A&M	53 68	35	H	North Carolina St.	79 85		138	H	Lamar	73 59
21	A	Georgia	60 83	46	N	Hartford	60 64		144	N	Fordham	48 47
				48	A	Oklahoma	54 82		164	H	Sam Houston St.	60 49
									173	A	SMU	38 47
									258	H	Tulsa	60 43
									282	H	UTSA	65 30
									305	H	Texas Southern	66 38
									318	A	Houston	80 35
LAST 12 Division I GAMES:												
138	H	Lamar	73 59	305	H	Texas Southern	66 38					
318	A	Houston	80 35	48	A	Oklahoma	54 82					
144	N	Fordham	48 47	258	H	Tulsa	60 43					
46	N	Hartford	60 64	164	H	Sam Houston St.	60 49					
35	H	North Carolina St.	79 85	7	H	Texas A&M	53 68					
173	A	SMU	38 47	282	H	UTSA	65 30					

Non-Div I Games:

TCU

■ Loss,
■ Non-Conf, S Site,
■ Home
■ Away
N Neutral

Average RPI Win:	200	WON-LOST	WINNING	LAST 10	STRENGTH OF	OPP. STRENGTH	TEAM	ADJ.	CONF.	ADJ CONF.
Average RPI Loss:	48	RECORD	PCT. RANK	GAMES	SCHEDULE	OF SCHEDULE	RPI	RPI	RPI	RPI
DIV. I ONLY	5- 7	209	4- 6	30	25	108	108	9	9	
DIV. I NON-CONF.	5- 7	205	5- 7	29	25	107	107	9	9	
TOTALS	RPI 1-25	RPI 26-50	W-L RECORDS	RPI 51-100	RPI 101-150	RPI 150+				
5- 7	0- 5	0- 0	OVERALL	2- 1	0- 0	4- 1				
4- 2	0- 2	0- 0	HOME	2- 0	0- 0	2- 0				
1- 3	0- 2	0- 0	AWAY	0- 0	0- 0	2- 1				
0- 2	0- 1	0- 0	NEUTRAL	0- 1	0- 0	0- 0				
5- 7	0- 5	0- 0	NON-CONFERENCE	2- 1	0- 0	4- 1				
4- 2	0- 2	0- 0	HOME	2- 0	0- 0	2- 0				
2- 3	0- 2	0- 0	AWAY	0- 0	0- 0	2- 1				
0- 2	0- 1	0- 0	NEUTRAL	0- 1	0- 0	0- 0				
0- 0	0- 0	0- 0	CONFERENCE	0- 0	0- 0	0- 0				
0- 0	0- 0	0- 0	HOME	0- 0	0- 0	0- 0				
0- 0	0- 0	0- 0	AWAY	0- 0	0- 0	0- 0				
0- 0	0- 0	0- 0	NEUTRAL	0- 0	0- 0	0- 0				

RPI S	Opponent	Score	RPI S	Opponent	Score	RPI S	Opponent	Score	RPI S	Opponent	Score	Team's RPI: 108
7 N	Texas A&M	59 71				67 H	Miami (OH)	70 36	170 H	Auburn	73 57	
11 A	Rutgers	50 71				81 N	St. John's (NY)	53 59	188 A	Northern Ill.	52 58	
14 A	Ohio St.	66 70				84 H	UCLA	59 53	223 A	Northeastern	72 58	
16 H	Villanova	47 56							321 A	Western Mich.	64 52	
22 H	Duke	54 65							333 H	Kent St.	68 33	
LAST 12 Division I GAMES:												
170 H	Auburn	73 57	321 A	Western Mich.	64 52							
11 A	Rutgers	50 71	22 H	Duke	54 65							
81 N	St. John's (NY)	53 59	16 H	Villanova	47 56							
7 N	Texas A&M	59 71	84 H	UCLA	59 53							
188 A	Northern Ill.	52 58	333 H	Kent St.	68 33							
14 A	Ohio St.	66 70	223 A	Northeastern	72 58							

Non-Div I Games:

Temple

Tennessee

Through Games Of Sunday, January 1, 2012

Average RPI Win:	88	WON-LOST	WINNING	LAST 10	STRENGTH OF	OPP. STRENGTH	TEAM	ADJ.	CONF.	ADJ CONF.
Average RPI Loss:	11	RECORD	PCT. RANK	GAMES	SCHEDULE	OF SCHEDULE	RPI	RPI	RPI	RPI
DIV. I ONLY	9- 3	57	7- 3	2	14	2	2	4	4	
DIV. I NON-CONF.	8- 3	71	8- 3	2	8	1	1	4	4	
TOTALS	RPI 1-25	RPI 26-50	W-L RECORDS	RPI 51-100	RPI 101-150	RPI 150+				
9- 3	3- 3	0- 0	OVERALL	3- 0	1- 0	2- 0				
5- 1	1- 1	0- 0	HOME	2- 0	1- 0	1- 0				
3- 2	1- 2	0- 0	AWAY	1- 0	0- 0	1- 0				
1- 0	1- 0	0- 0	NEUTRAL	0- 0	0- 0	0- 0				
8- 3	3- 3	0- 0	NON-CONFERENCE	3- 0	1- 0	1- 0				
5- 1	1- 1	0- 0	HOME	2- 0	1- 0	1- 0				
2- 2	1- 2	0- 0	AWAY	1- 0	0- 0	0- 0				
1- 0	1- 0	0- 0	NEUTRAL	0- 0	0- 0	0- 0				
1- 0	0- 0	0- 0	CONFERENCE	0- 0	0- 0	1- 0				
0- 0	0- 0	0- 0	HOME	0- 0	0- 0	0- 0				
1- 0	0- 0	0- 0	AWAY	0- 0	0- 0	1- 0				
0- 0	0- 0	0- 0	NEUTRAL	0- 0	0- 0	0- 0				

RPI 1-25				Team's RPI: 2		RPI 26-50				RPI 51-100				RPI 101+			
RPI	S	Opponent	Score	RPI	S	Opponent	Score	RPI	S	Opponent	Score	RPI	S	Opponent	Score		
4	A	Stanford	80 97					60	H	Texas	73 57	128	H	Pepperdine	89 57		
5	H	Baylor	67 76					73	H	Middle Tenn.	82 43	170	A	Auburn	73 52		
11	A	Rutgers	67 61					84	A	UCLA	85 64	229	H	Old Dominion	90 37		
13	N	DePaul	84 61														
20	H	Miami (FL)	92 76														
24	A	Virginia	64 69														
LAST 12 Division I GAMES:																	
13	N	DePaul	84 61	170	A	Auburn	73 52										
60	H	Texas	73 57	229	H	Old Dominion	90 37										
73	H	Middle Tenn.	82 43	4	A	Stanford	80 97										
5	H	Baylor	67 76	84	A	UCLA	85 64										
24	A	Virginia	64 69	11	A	Rutgers	67 61										
20	H	Miami (FL)	92 76	128	H	Pepperdine	89 57										

Non-Div I Games:

Tennessee

■ Loss,
 ■ Non-Conf,
 ■ S Site,
 ■ H Home
 ■ A Away
 N Neutral

Tennessee St.

Through Games Of Sunday, January 1, 2012

Average RPI Win:	254	WON-LOST	WINNING	LAST 10	STRENGTH OF	OPP. STRENGTH	TEAM	ADJ.	CONF.	ADJ CONF.
Average RPI Loss:	179	RECORD	PCT. RANK	GAMES	SCHEDULE	OF SCHEDULE	RPI	RPI	RPI	RPI
DIV. I ONLY	4- 9	250	3- 7	192	335	286	286	32	32	
DIV. I NON-CONF.	3- 8	265	2- 6	134	336	266	266	32	32	
TOTALS	RPI 1-25	RPI 26-50	W-L RECORDS	RPI 51-100	RPI 101-150	RPI 150+				
4- 9	0- 1	0- 0	OVERALL	0- 2	0- 2	4- 5				
3- 2	0- 0	0- 0	HOME	0- 0	0- 1	3- 2				
0- 6	0- 1	0- 0	AWAY	0- 1	0- 1	0- 3				
1- 1	0- 0	0- 0	NEUTRAL	0- 1	0- 0	1- 0				
3- 8	0- 1	0- 0	NON-CONFERENCE	0- 2	0- 1	3- 4				
2- 2	0- 0	0- 0	HOME	0- 0	0- 0	2- 2				
0- 5	0- 1	0- 0	AWAY	0- 1	0- 1	0- 2				
1- 1	0- 0	0- 0	NEUTRAL	0- 1	0- 0	1- 0				
1- 2	0- 0	0- 0	CONFERENCE	0- 0	0- 1	1- 1				
1- 1	0- 0	0- 0	HOME	0- 0	0- 1	1- 0				
0- 1	0- 0	0- 0	AWAY	0- 0	0- 0	0- 1				
0- 0	0- 0	0- 0	NEUTRAL	0- 0	0- 0	0- 0				

RPI 1-25				RPI 26-50				RPI 51-100				RPI 101+ Team's RPI: 286			
RPI	S	Opponent	Score	RPI	S	Opponent	Score	RPI	S	Opponent	Score	RPI	S	Opponent	Score
14	A	Ohio St.	51 78					56	N	Fresno St.	66 83	125	A	Memphis	64 88
								73	A	Middle Tenn.	53 94	150	H	UT Martin	105 114
												160	N	Cal St. Fullerton	61 48
												190	H	Florida A&M	75 90
												230	H	South Ala.	74 69
												261	A	Eastern Ky.	59 79
												284	A	Cleveland St.	56 74
												292	H	Austin Peay	95 81
												296	H	Southern Ill.	68 89
												332	H	Lipscomb	80 54
												337	A	Jackson St.	43 67
LAST 12 Division I GAMES:															
337	A	Jackson St.	43 67	150	H	UT Martin	105 114								
230	H	South Ala.	74 69	261	A	Eastern Ky.	59 79								
125	A	Memphis	64 88	292	H	Austin Peay	95 81								
160	N	Cal St. Fullerton	61 48	190	H	Florida A&M	75 90								
56	N	Fresno St.	66 83	73	A	Middle Tenn.	53 94								
296	H	Southern Ill.	68 89	332	H	Lipscomb	80 54								

Non-Div I Games: Cumberland (TN) 78 48

Tennessee St.

■ Loss,
■ Non-Conf,
S Site,
■ Home
■ Away
N Neutral

Tennessee Tech

Through Games Of Sunday, January 1, 2012

Average RPI Win:	232	WON-LOST	WINNING	LAST 10	STRENGTH OF	OPP. STRENGTH	TEAM	ADJ.	CONF.	ADJ CONF.
Average RPI Loss:	171	RECORD	PCT. RANK	GAMES	SCHEDULE	OF SCHEDULE	RPI	RPI	RPI	RPI
DIV. I ONLY	3- 10	283	2- 8	288	173	302	302	32	32	
DIV. I NON-CONF.	3- 9	270	2- 7	302	173	306	306	32	32	
TOTALS	RPI 1-25	RPI 26-50	W-L RECORDS	RPI 51-100	RPI 101-150	RPI 150+				
3- 10	0- 0	0- 0	OVERALL	0- 3	0- 1	3- 7				
1- 4	0- 0	0- 0	HOME	0- 1	0- 0	1- 3				
2- 6	0- 0	0- 0	AWAY	0- 2	0- 1	2- 4				
0- 0	0- 0	0- 0	NEUTRAL	0- 0	0- 0	0- 0				
3- 9	0- 0	0- 0	NON-CONFERENCE	0- 3	0- 0	3- 6				
1- 4	0- 0	0- 0	HOME	0- 1	0- 0	1- 3				
2- 5	0- 0	0- 0	AWAY	0- 2	0- 0	2- 3				
0- 0	0- 0	0- 0	NEUTRAL	0- 0	0- 0	0- 0				
0- 2	0- 0	0- 0	CONFERENCE	0- 0	0- 1	0- 1				
0- 0	0- 0	0- 0	HOME	0- 0	0- 0	0- 0				
0- 2	0- 0	0- 0	AWAY	0- 0	0- 1	0- 1				
0- 0	0- 0	0- 0	NEUTRAL	0- 0	0- 0	0- 0				

RPI S	Opponent	Score	RPI S	Opponent	Score	RPI S	Opponent	Score	RPI S	Opponent	Score	Team's RPI: 302
						72	H Long Island	60 62	150	A UT Martin	61 83	
						73	A Middle Tenn.	55 74	151	A SIU Edwardsville	54 62	
						84	A UCLA	52 74	168	A Alabama A&M	35 61	
									171	H Marshall	68 73	
									201	H Western Ky.	69 59	
									207	A Louisiana Tech	64 82	
									218	A Samford	55 61	
									238	A East Tenn. St.	87 76	
									256	A La.-Monroe	68 64	
									259	H Western Caro.	58 61	
									332	H Lipscomb	61 66	
LAST 12 Division I GAMES:												
218	A Samford	55 61	151	A SIU Edwardsville	54 62							
201	H Western Ky.	69 59	150	A UT Martin	61 83							
332	H Lipscomb	61 66	171	H Marshall	68 73							
168	A Alabama A&M	35 61	207	A Louisiana Tech	64 82							
259	H Western Caro.	58 61	256	A La.-Monroe	68 64							
73	A Middle Tenn.	55 74	72	H Long Island	60 62							

Non-Div I Games: Tenn. Wesleyan 66 52

Tennessee Tech

■ Loss,
 ■ Non-Conf,
 ■ S Site,
 ■ H Home
 ■ A Away
 N Neutral

Average RPI Win:	311	WON-LOST	WINNING	LAST 10	STRENGTH OF	OPP. STRENGTH	TEAM	ADJ.	CONF.	ADJ CONF.
Average RPI Loss:	124	RECORD	PCT. RANK	GAMES	SCHEDULE	OF SCHEDULE	RPI	RPI	RPI	RPI
DIV. I ONLY	3- 11	293	2- 6	81	293	241	241	33	33	
DIV. I NON-CONF.	3- 11	287	3- 7	80	296	240	240	33	33	
TOTALS	RPI 1-25	RPI 26-50	W-L RECORDS	RPI 51-100	RPI 101-150	RPI 150+				
3- 11	0- 1	0- 1	OVERALL	0- 3	0- 2	3- 4				
2- 2	0- 0	0- 0	HOME	0- 0	0- 0	2- 2				
1- 6	0- 1	0- 1	AWAY	0- 1	0- 1	1- 2				
0- 3	0- 0	0- 0	NEUTRAL	0- 2	0- 1	0- 0				
3- 11	0- 1	0- 1	NON-CONFERENCE	0- 3	0- 2	3- 4				
2- 2	0- 0	0- 0	HOME	0- 0	0- 0	2- 2				
1- 6	0- 1	0- 1	AWAY	0- 1	0- 1	1- 2				
0- 3	0- 0	0- 0	NEUTRAL	0- 2	0- 1	0- 0				
0- 0	0- 0	0- 0	CONFERENCE	0- 0	0- 0	0- 0				
0- 0	0- 0	0- 0	HOME	0- 0	0- 0	0- 0				
0- 0	0- 0	0- 0	AWAY	0- 0	0- 0	0- 0				
0- 0	0- 0	0- 0	NEUTRAL	0- 0	0- 0	0- 0				

RPI 1-25				RPI 26-50				RPI 51-100				RPI 101+ Team's RPI: 241			
RPI	S	Opponent	Score	RPI	S	Opponent	Score	RPI	S	Opponent	Score	RPI	S	Opponent	Score
20	A	Miami (FL)	37 83	34	A	Nebraska	27 65	68	A	Oklahoma St.	35 74	116	A	UTEP	51 62
								82	N	McNeese St.	46 67	139	N	Yale	57 59
								88	N	Colorado	49 67	152	H	Stephen F. Austin	58 69
												164	A	Sam Houston St.	56 64
												221	H	Texas St.	61 66
												282	A	UTSA	54 68
												310	A	A&M-Corpus Christi	58 56
												310	H	A&M-Corpus Christi	69 52
												314	H	Texas-Arlington	72 65
LAST 12 Division I GAMES:															
310	H	A&M-Corpus Christi	69 52	314	H	Texas-Arlington	72 65	282	A	UTSA	54 68				
34	A	Nebraska	27 65	88	N	Colorado	49 67	68	A	Oklahoma St.	35 74				
164	A	Sam Houston St.	56 64	152	H	Stephen F. Austin	58 69	116	A	UTEP	51 62				
310	A	A&M-Corpus Christi	58 56												
139	N	Yale	57 59												
82	N	McNeese St.	46 67												

Non-Div I Games: Paul Quinn 72 43 Huston-Tillotson 94 51 Our Lady Of The Lak73 66

Tex.-Pan American

Loss, Non-Conf, S Site, H Home A Away N Neutral

Average RPI Win: 169

Average RPI Loss: 3

WON-LOST

WINNING

LAST 10

STRENGTH OF

OPP. STRENGTH

TEAM

ADJ.

CONF.

ADJ CONF.

RECORD

PCT. RANK

GAMES

SCHEDULE

OF SCHEDULE

RPI

RPI

RPI

RPI

DIV. I ONLY

10- 2

32

9- 1

208

4

60

60

1

1

DIV. I NON-CONF.

10- 2

32

10- 2

213

4

62

62

1

1

TOTALS

RPI 1-25

RPI 26-50

W-L RECORDS

RPI 51-100

RPI 101-150

RPI 150+

10- 2

1- 2

0- 0

OVERALL

1- 0

3- 0

5- 0

7- 1

0- 1

0- 0

HOME

0- 0

3- 0

4- 0

1- 1

0- 1

0- 0

AWAY

0- 0

0- 0

1- 0

2- 0

1- 0

0- 0

NEUTRAL

1- 0

0- 0

0- 0

10- 2

1- 2

0- 0

NON-CONFERENCE

1- 0

3- 0

5- 0

7- 1

0- 1

0- 0

HOME

0- 0

3- 0

4- 0

1- 1

0- 1

0- 0

AWAY

0- 0

0- 0

1- 0

2- 0

1- 0

0- 0

NEUTRAL

1- 0

0- 0

0- 0

0- 0

0- 0

0- 0

CONFERENCE

0- 0

0- 0

0- 0

0- 0

0- 0

0- 0

HOME

0- 0

0- 0

0- 0

0- 0

0- 0

0- 0

AWAY

0- 0

0- 0

0- 0

0- 0

0- 0

0- 0

NEUTRAL

0- 0

0- 0

0- 0

RPI 1-25

RPI 26-50

RPI 51-100

Team's RPI: 60

RPI 101+

RPI	S	Opponent	Score
2	A	Tennessee	57 73
4	H	Stanford	59 72
24	N	Virginia	79 53

RPI	S	Opponent	Score
-----	---	----------	-------

RPI	S	Opponent	Score
53	N	California	61 60

RPI	S	Opponent	Score
111	H	North Texas	71 62
114	H	Michigan St.	61 53
135	H	Grambling	91 38
172	H	Ark.-Pine Bluff	79 40
210	A	Hawaii	71 50
244	H	Alcorn St.	74 42
306	H	Delaware St.	89 35
322	H	Southeastern La.	73 65

LAST 12 Division I GAMES:

2	A	Tennessee	57	73	306	H	Delaware St.	89	35
210	A	Hawaii	71	50	135	H	Grambling	91	38
53	N	California	61	60	111	H	North Texas	71	62
24	N	Virginia	79	53	172	H	Ark.-Pine Bluff	79	40
244	H	Alcorn St.	74	42	114	H	Michigan St.	61	53
322	H	Southeastern La.	73	65	4	H	Stanford	59	72

Non-Div I Games:

Texas

 Loss,
 Non-Conf,
 S Site,
 Home
 Away
 N Neutral

Texas Southern

Through Games Of Sunday, January 1, 2012

Average RPI Win:	310	WON-LOST	WINNING	LAST 10	STRENGTH OF	OPP. STRENGTH	TEAM	ADJ.	CONF.	ADJ CONF.
Average RPI Loss:	167	RECORD	PCT. RANK	GAMES	SCHEDULE	OF SCHEDULE	RPI	RPI	RPI	RPI
DIV. I ONLY	1- 9	326	1- 9	133	292	305	305	30	30	
DIV. I NON-CONF.	1- 9	324	1- 9	138	294	305	305	30	30	
TOTALS	RPI 1-25	RPI 26-50	W-L RECORDS	RPI 51-100	RPI 101-150	RPI 150+				
1- 9	0- 1	0- 0	OVERALL	0- 2	0- 1	1- 5				
0- 4	0- 0	0- 0	HOME	0- 1	0- 0	0- 3				
0- 4	0- 1	0- 0	AWAY	0- 1	0- 1	0- 1				
1- 1	0- 0	0- 0	NEUTRAL	0- 0	0- 0	1- 1				
1- 9	0- 1	0- 0	NON-CONFERENCE	0- 2	0- 1	1- 5				
0- 4	0- 0	0- 0	HOME	0- 1	0- 0	0- 3				
0- 4	0- 1	0- 0	AWAY	0- 1	0- 1	0- 1				
1- 1	0- 0	0- 0	NEUTRAL	0- 0	0- 0	1- 1				
0- 0	0- 0	0- 0	CONFERENCE	0- 0	0- 0	0- 0				
0- 0	0- 0	0- 0	HOME	0- 0	0- 0	0- 0				
0- 0	0- 0	0- 0	AWAY	0- 0	0- 0	0- 0				
0- 0	0- 0	0- 0	NEUTRAL	0- 0	0- 0	0- 0				

RPI 1-25				RPI 26-50				RPI 51-100				RPI 101+ Team's RPI: 305			
RPI	S	Opponent	Score	RPI	S	Opponent	Score	RPI	S	Opponent	Score	RPI	S	Opponent	Score
5	A	Baylor	39 91					57	A	Arkansas	41 86	142	A	TCU	38 66
								82	H	McNeese St.	37 70	159	A	Utah	33 75
												234	N	Vermont	60 72
												249	H	Nicholls St.	48 69
												273	H	Air Force	54 64
												303	H	Norfolk St.	58 80
												310	N	A&M-Corpus Christi	63 54
LAST 12 Division I GAMES:															
234	N	Vermont	60 72	142	A	TCU	38 66								
310	N	A&M-Corpus Christi	63 54	57	A	Arkansas	41 86								
273	H	Air Force	54 64	159	A	Utah	33 75								
303	H	Norfolk St.	58 80	82	H	McNeese St.	37 70								
				249	H	Nicholls St.	48 69								
				5	A	Baylor	39 91								

Non-Div I Games:

Texas Southern

■ Loss,
 ■ Non-Conf, S Site,
 ■ Home
 ■ Away
 N Neutral

Average RPI Win:	292	WON-LOST	WINNING	LAST 10	STRENGTH OF	OPP. STRENGTH	TEAM	ADJ.	CONF.	ADJ CONF.
Average RPI Loss:	166	RECORD	PCT. RANK	GAMES	SCHEDULE	OF SCHEDULE	RPI	RPI	RPI	RPI
DIV. I ONLY	4- 5	203	4- 5	255	327	221	221	25	25	
DIV. I NON-CONF.	4- 5	200	4- 5	258	325	223	223	26	26	
TOTALS	RPI 1-25	RPI 26-50	W-L RECORDS	RPI 51-100	RPI 101-150	RPI 150+				
4- 5	0- 0	0- 1	OVERALL	0- 0	0- 2	4- 2				
1- 2	0- 0	0- 0	HOME	0- 0	0- 1	1- 1				
3- 3	0- 0	0- 1	AWAY	0- 0	0- 1	3- 1				
0- 0	0- 0	0- 0	NEUTRAL	0- 0	0- 0	0- 0				
4- 5	0- 0	0- 1	NON-CONFERENCE	0- 0	0- 2	4- 2				
1- 2	0- 0	0- 0	HOME	0- 0	0- 1	1- 1				
3- 3	0- 0	0- 1	AWAY	0- 0	0- 1	3- 1				
0- 0	0- 0	0- 0	NEUTRAL	0- 0	0- 0	0- 0				
0- 0	0- 0	0- 0	CONFERENCE	0- 0	0- 0	0- 0				
0- 0	0- 0	0- 0	HOME	0- 0	0- 0	0- 0				
0- 0	0- 0	0- 0	AWAY	0- 0	0- 0	0- 0				
0- 0	0- 0	0- 0	NEUTRAL	0- 0	0- 0	0- 0				

RPI 1-25			RPI 26-50			RPI 51-100			RPI 101+			Team's RPI: 221
RPI	S	Opponent	Score	RPI	S	Opponent	Score	RPI	S	Opponent	Score	
				47	A	Texas Tech	40 85					
								111	H	North Texas	43 61	
								116	A	UTEP	58 81	
								241	A	Tex.-Pan American	66 61	
								271	A	Kennesaw St.	72 70	
								273	H	Air Force	69 77	
								281	A	Rice	66 73	
								315	A	Belmont	71 66	
								340	H	Houston Baptist	86 61	
LAST 12 Division I GAMES:												
				116	A	UTEP	58 81	315	A	Belmont	71 66	
				340	H	Houston Baptist	86 61	271	A	Kennesaw St.	72 70	
				241	A	Tex.-Pan American	66 61	281	A	Rice	66 73	
								47	A	Texas Tech	40 85	
								111	H	North Texas	43 61	
								273	H	Air Force	69 77	

Non-Div I Games: Concordia (TX) 63 50 Texas Lutheran 85 28 Huston-Tillotson 102 69

Texas St.

Average RPI Win:	182	WON-LOST	WINNING	LAST 10	STRENGTH OF	OPP. STRENGTH	TEAM	ADJ.	CONF.	ADJ CONF.
Average RPI Loss:	0	RECORD	PCT. RANK	GAMES	SCHEDULE	OF SCHEDULE	RPI	RPI	RPI	RPI

DIV. I ONLY	12- 0	1	10- 0	260	59	47	47	1	1
DIV. I NON-CONF.	12- 0	1	12- 0	265	60	41	41	1	1
TOTALS	RPI 1-25	RPI 26-50	W-L RECORDS	RPI 51-100	RPI 101-150	RPI 150+			
12- 0	0- 0	1- 0	OVERALL	3- 0	1- 0	7- 0			
8- 0	0- 0	1- 0	HOME	1- 0	1- 0	5- 0			
2- 0	0- 0	0- 0	AWAY	1- 0	0- 0	1- 0			
2- 0	0- 0	0- 0	NEUTRAL	1- 0	0- 0	1- 0			
12- 0	0- 0	1- 0	NON-CONFERENCE	3- 0	1- 0	7- 0			
8- 0	0- 0	1- 0	HOME	1- 0	1- 0	5- 0			
2- 0	0- 0	0- 0	AWAY	1- 0	0- 0	1- 0			
2- 0	0- 0	0- 0	NEUTRAL	1- 0	0- 0	1- 0			
0- 0	0- 0	0- 0	CONFERENCE	0- 0	0- 0	0- 0			
0- 0	0- 0	0- 0	HOME	0- 0	0- 0	0- 0			
0- 0	0- 0	0- 0	AWAY	0- 0	0- 0	0- 0			
0- 0	0- 0	0- 0	NEUTRAL	0- 0	0- 0	0- 0			

RPI S	Opponent	Score	RPI S	Opponent	Score	RPI S	Opponent	Score	RPI S	Opponent	Score
			26	H Penn St.	70 66	55	N Illinois	70 64	122	H UMKC	94 67
						75	H Central Ark.	76 43	201	H Western Ky.	75 38
						92	A San Diego	58 57	221	H Texas St.	85 40
									246	H New Mexico	69 43
									256	H La.-Monroe	94 54
									257	N CSU Bakersfield	81 63
									314	H Texas-Arlington	88 48
									318	A Houston	88 58
LAST 12 Division I GAMES:											
			92	A San Diego	58 57	26	H Penn St.	70 66			
			257	N CSU Bakersfield	81 63	221	H Texas St.	85 40			
			201	H Western Ky.	75 38	256	H La.-Monroe	94 54			
			55	N Illinois	70 64	75	H Central Ark.	76 43			
			314	H Texas-Arlington	88 48	122	H UMKC	94 67			
			246	H New Mexico	69 43	318	A Houston	88 58			

Non-Div I Games:

Texas Tech

Texas-Arlington

Average RPI Win: 340

WON-LOST

WINNING

LAST 10

Through Games Of Sunday, January 1, 2012

Average RPI Loss: 157

RECORD

PCT. RANK

GAMES

STRENGTH OF
SCHEDULEOPP. STRENGTH
OF SCHEDULETEAM
RPIADJ.
RPICONF.
RPIADJ CONF.
RPI

DIV. I ONLY

1- 8

322

1- 8

164

306

314

314

25

25

DIV. I NON-CONF.

1- 8

319

1- 8

167

309

317

317

26

26

TOTALS

RPI 1-25

RPI 26-50

W-L RECORDS

RPI 51-100

RPI 101-150

RPI 150+

1- 8

0- 0

0- 1

OVERALL

0- 2

0- 2

1- 3

1- 2

0- 0

0- 0

HOME

0- 0

0- 1

1- 1

0- 4

0- 0

0- 1

AWAY

0- 1

0- 1

0- 1

0- 2

0- 0

0- 0

NEUTRAL

0- 1

0- 0

0- 1

1- 8

0- 0

0- 1

NON-CONFERENCE

0- 2

0- 2

1- 3

1- 2

0- 0

0- 0

HOME

0- 0

0- 1

1- 1

0- 4

0- 0

0- 1

AWAY

0- 1

0- 1

0- 1

0- 2

0- 0

0- 0

NEUTRAL

0- 1

0- 0

0- 1

0- 0

0- 0

0- 0

CONFERENCE

0- 0

0- 0

0- 0

0- 0

0- 0

0- 0

HOME

0- 0

0- 0

0- 0

0- 0

0- 0

0- 0

AWAY

0- 0

0- 0

0- 0

0- 0

0- 0

0- 0

NEUTRAL

0- 0

0- 0

0- 0

RPI 1-25

RPI 26-50

RPI 51-100

RPI 101+

Team's RPI: 314

RPI S Opponent Score

RPI S Opponent Score

RPI S Opponent Score

RPI S Opponent Score

47 A Texas Tech 48 88

57 A Arkansas 34 57

111 H North Texas 47 66

86 N Wichita St. 64 90

125 A Memphis 60 77

241 A Tex.-Pan American 65 72

264 H George Washington 41 63

321 N Western Mich. 63 67

340 H Houston Baptist 78 61

LAST 12 Division I GAMES:

340 H Houston Baptist 78 61

125 A Memphis 60 77

241 A Tex.-Pan American 65 72

57 A Arkansas 34 57

321 N Western Mich. 63 67

264 H George Washington 41 63

86 N Wichita St. 64 90

111 H North Texas 47 66

47 A Texas Tech 48 88

T
e
x
a
s
-
A
r
l
i
n
g
t
o
nT
e
x
a
s
-
A
r
l
i
n
g
t
o
n

Non-Div I Games:

McMurry

52 41

Texas-Arlington

Loss, Non-Conf, S Site, H Home A Away N Neutral

Average RPI Win:	168	WON-LOST	WINNING	LAST 10	STRENGTH OF	OPP. STRENGTH	TEAM	ADJ.	CONF.	ADJ CONF.
Average RPI Loss:	123	RECORD	PCT. RANK	GAMES	SCHEDULE	OF SCHEDULE	RPI	RPI	RPI	RPI
DIV. I ONLY	7- 5	120	6- 4	94	74	96	96	12	12	
DIV. I NON-CONF.	7- 5	125	7- 5	96	74	97	97	13	13	
TOTALS	RPI 1-25	RPI 26-50	W-L RECORDS	RPI 51-100	RPI 101-150	RPI 150+				
7- 5	0- 2	2- 0	OVERALL	0- 1	0- 0	5- 2				
5- 2	0- 1	1- 0	HOME	0- 1	0- 0	4- 0				
2- 3	0- 1	1- 0	AWAY	0- 0	0- 0	1- 2				
0- 0	0- 0	0- 0	NEUTRAL	0- 0	0- 0	0- 0				
7- 5	0- 2	2- 0	NON-CONFERENCE	0- 1	0- 0	5- 2				
5- 2	0- 1	1- 0	HOME	0- 1	0- 0	4- 0				
2- 3	0- 1	1- 0	AWAY	0- 0	0- 0	1- 2				
0- 0	0- 0	0- 0	NEUTRAL	0- 0	0- 0	0- 0				
0- 0	0- 0	0- 0	CONFERENCE	0- 0	0- 0	0- 0				
0- 0	0- 0	0- 0	HOME	0- 0	0- 0	0- 0				
0- 0	0- 0	0- 0	AWAY	0- 0	0- 0	0- 0				
0- 0	0- 0	0- 0	NEUTRAL	0- 0	0- 0	0- 0				

RPI 1-25				RPI 26-50				RPI 51-100				Team's RPI: 96	RPI 101+			
RPI	S	Opponent	Score	RPI	S	Opponent	Score	RPI	S	Opponent	Score		RPI	S	Opponent	Score
10	A	Green Bay	68 84	30	A	Northwestern	75 56	89	H	Marquette	60 69		157	H	Albany (NY)	53 39
10	H	Green Bay	65 72	43	H	Dayton	61 51						204	A	Indiana	69 58
													205	H	Iona	54 42
													228	A	Milwaukee	57 60
													250	H	Colorado St.	58 51
													280	A	Arkansas St.	56 64
													284	H	Cleveland St.	81 42
LAST 12 Division I GAMES:																
228	A	Milwaukee	57 60	89	H	Marquette	60 69									
284	H	Cleveland St.	81 42	30	A	Northwestern	75 56									
10	H	Green Bay	65 72	204	A	Indiana	69 58									
250	H	Colorado St.	58 51	157	H	Albany (NY)	53 39									
205	H	Iona	54 42	10	A	Green Bay	68 84									
280	A	Arkansas St.	56 64	43	H	Dayton	61 51									

Non-Div I Games:

Toledo

Average RPI Win:	168	WON-LOST	WINNING	LAST 10	STRENGTH OF	OPP. STRENGTH	TEAM	ADJ.	CONF.	ADJ CONF.
Average RPI Loss:	5	RECORD	PCT. RANK	GAMES	SCHEDULE	OF SCHEDULE	RPI	RPI	RPI	RPI
DIV. I ONLY	10- 2	32	9- 1	149	10	32	32	7	7	
DIV. I NON-CONF.	9- 2	39	9- 2	199	10	42	42	7	7	
TOTALS	RPI 1-25	RPI 26-50	W-L RECORDS	RPI 51-100	RPI 101-150	RPI 150+				
10- 2	0- 2	1- 0	OVERALL	0- 0	2- 0	7- 0				
6- 0	0- 0	1- 0	HOME	0- 0	1- 0	4- 0				
4- 2	0- 2	0- 0	AWAY	0- 0	1- 0	3- 0				
0- 0	0- 0	0- 0	NEUTRAL	0- 0	0- 0	0- 0				
9- 2	0- 2	0- 0	NON-CONFERENCE	0- 0	2- 0	7- 0				
5- 0	0- 0	0- 0	HOME	0- 0	1- 0	4- 0				
4- 2	0- 2	0- 0	AWAY	0- 0	1- 0	3- 0				
0- 0	0- 0	0- 0	NEUTRAL	0- 0	0- 0	0- 0				
1- 0	0- 0	1- 0	CONFERENCE	0- 0	0- 0	0- 0				
1- 0	0- 0	1- 0	HOME	0- 0	0- 0	0- 0				
0- 0	0- 0	0- 0	AWAY	0- 0	0- 0	0- 0				
0- 0	0- 0	0- 0	NEUTRAL	0- 0	0- 0	0- 0				

RPI 1-25				RPI 26-50				Team's RPI: 32	RPI 51-100				RPI 101+			
RPI	S	Opponent	Score	RPI	S	Opponent	Score		RPI	S	Opponent	Score	RPI	S	Opponent	Score
3	A	Connecticut	31 92	37	H	James Madison	65 58						130	A	Coppin St.	61 59
6	A	Maryland	46 82										147	H	UMBC	56 45
													153	H	Loyola Maryland	56 54
													167	H	Mt. St. Mary's	71 70
													174	H	Canisius	64 50
													175	A	Saint Francis (PA)	59 53
													186	H	Md.-East. Shore	58 45
													201	A	Western Ky.	67 62
													306	A	Delaware St.	70 59
LAST 12 Division I GAMES:																
186	H	Md.-East. Shore	58 45	153	H	Loyola Maryland	56 54									
175	A	Saint Francis (PA)	59 53	306	A	Delaware St.	70 59									
130	A	Coppin St.	61 59	167	H	Mt. St. Mary's	71 70									
37	H	James Madison	65 58	174	H	Canisius	64 50									
3	A	Connecticut	31 92	6	A	Maryland	46 82									
147	H	UMBC	56 45	201	A	Western Ky.	67 62									

Non-Div I Games:

Towson

Average RPI Win:	290	WON-LOST	WINNING	LAST 10	STRENGTH OF	OPP. STRENGTH	TEAM	ADJ.	CONF.	ADJ CONF.
Average RPI Loss:	232	RECORD	PCT. RANK	GAMES	SCHEDULE	OF SCHEDULE	RPI	RPI	RPI	RPI
DIV. I ONLY	1- 11	331	1- 9	327	315	338	338	22	22	
DIV. I NON-CONF.	1- 9	324	1- 8	334	331	341	341	20	20	
TOTALS	RPI 1-25	RPI 26-50	W-L RECORDS	RPI 51-100	RPI 101-150	RPI 150+				
1- 11	0- 0	0- 0	OVERALL	0- 0	0- 1	1- 10				
0- 3	0- 0	0- 0	HOME	0- 0	0- 0	0- 3				
1- 7	0- 0	0- 0	AWAY	0- 0	0- 1	1- 6				
0- 1	0- 0	0- 0	NEUTRAL	0- 0	0- 0	0- 1				
1- 9	0- 0	0- 0	NON-CONFERENCE	0- 0	0- 0	1- 9				
0- 3	0- 0	0- 0	HOME	0- 0	0- 0	0- 3				
1- 5	0- 0	0- 0	AWAY	0- 0	0- 0	1- 5				
0- 1	0- 0	0- 0	NEUTRAL	0- 0	0- 0	0- 1				
0- 2	0- 0	0- 0	CONFERENCE	0- 0	0- 1	0- 1				
0- 0	0- 0	0- 0	HOME	0- 0	0- 0	0- 0				
0- 2	0- 0	0- 0	AWAY	0- 0	0- 1	0- 1				
0- 0	0- 0	0- 0	NEUTRAL	0- 0	0- 0	0- 0				

RPI	S	Opponent	Score	RPI	S	Opponent	Score	RPI	S	Opponent	Score	RPI	S	Opponent	Score	Team's RPI: 338
												111	A	North Texas	36	57
												158	A	Furman	57	75
												163	A	Denver	51	73
												170	A	Auburn	47	74
												184	H	American	45	55
												239	H	Winthrop	66	80
												271	H	Kennesaw St.	57	66
												290	A	Alabama St.	60	53
												294	N	Evansville	49	59
												304	A	Mercer	59	69
												326	A	Maine	53	66
												336	A	Jacksonville St.	54	65
LAST 12 Division I GAMES:																
271	H	Kennesaw St.	57	66	111	A	North Texas	36	57							
304	A	Mercer	59	69	163	A	Denver	51	73							
290	A	Alabama St.	60	53	294	N	Evansville	49	59							
184	H	American	45	55	326	A	Maine	53	66							
336	A	Jacksonville St.	54	65	158	A	Furman	57	75							
170	A	Auburn	47	74	239	H	Winthrop	66	80							

Non-Div I Games: Belhaven

53 56

Troy

Tulane

Average RPI Win: 169

Average RPI Loss: 66

WON-LOST

WINNING

LAST 10

Through Games Of Sunday, January 1, 2012

STRENGTH OF

OPP. STRENGTH

TEAM

ADJ.

CONF.

ADJ CONF.

RECORD

PCT. RANK

GAMES

SCHEDULE

OF SCHEDULE

RPI

RPI

RPI

RPI

DIV. I ONLY

9- 2

38

7- 2

108

68

42

42

16

16

DIV. I NON-CONF.

9- 2

39

9- 2

117

69

35

35

19

19

TOTALS

RPI 1-25

RPI 26-50

W-L RECORDS

RPI 51-100

RPI 101-150

RPI 150+

9- 2

1- 1

0- 0

OVERALL

2- 0

1- 1

5- 0

5- 0

1- 0

0- 0

HOME

1- 0

0- 0

3- 0

3- 1

0- 0

0- 0

AWAY

0- 0

1- 1

2- 0

1- 1

0- 1

0- 0

NEUTRAL

1- 0

0- 0

0- 0

9- 2

1- 1

0- 0

NON-CONFERENCE

2- 0

1- 1

5- 0

5- 0

1- 0

0- 0

HOME

1- 0

0- 0

3- 0

3- 1

0- 0

0- 0

AWAY

0- 0

1- 1

2- 0

1- 1

0- 1

0- 0

NEUTRAL

1- 0

0- 0

0- 0

0- 0

0- 0

0- 0

CONFERENCE

0- 0

0- 0

0- 0

0- 0

0- 0

0- 0

HOME

0- 0

0- 0

0- 0

0- 0

0- 0

0- 0

AWAY

0- 0

0- 0

0- 0

0- 0

0- 0

0- 0

NEUTRAL

0- 0

0- 0

0- 0

RPI 1-25

RPI 26-50

Team's RPI: 42

RPI 51-100

RPI 101+

RPI	S	Opponent	Score
23	N	Purdue	48 61
25	H	LSU	65 62

RPI	S	Opponent	Score
-----	---	----------	-------

RPI	S	Opponent	Score
66	H	Hampton	66 53
98	N	Idaho St.	45 37

RPI	S	Opponent	Score
109	A	Mississippi St.	55 70
111	A	North Texas	55 47
194	H	Col. of Charleston	57 42
207	A	Louisiana Tech	61 52
256	H	La.-Monroe	62 45
274	A	La.-Lafayette	75 40
289	H	Southern U.	66 59

LAST 12 Division I GAMES:

274	A	La.-Lafayette	75	40	66	H	Hampton	66	53
289	H	Southern U.	66	59	194	H	Col. of Charleston	57	42
111	A	North Texas	55	47	23	N	Purdue	48	61
109	A	Mississippi St.	55	70	25	H	LSU	65	62
207	A	Louisiana Tech	61	52	256	H	La.-Monroe	62	45
98	N	Idaho St.	45	37					

Non-Div I Games:

Loyola (LA)

74 49

New Orleans

86 39

Tulane

■ Loss,
 ■ Non-Conf, S Site,
 ■ Home
 ■ Away
 N Neutral

Tulsa

Average RPI Win: **172**
 Average RPI Loss: **201**

WON-LOST
 RECORD

WINNING
 PCT. RANK

LAST 10
 GAMES

Through Games Of Sunday, January 1, 2012

STRENGTH OF
 SCHEDULE

OPP. STRENGTH
 OF SCHEDULE

TEAM
 RPI

ADJ.
 RPI

CONF.
 RPI

ADJ CONF.
 RPI

DIV. I ONLY

4- 6

216

4- 5

247

203

258

258

16

16

DIV. I NON-CONF.

4- 6

211

4- 6

249

199

263

263

19

19

TOTALS

RPI 1-25

RPI 26-50

W-L RECORDS

RPI 51-100

RPI 101-150

RPI 150+

4- 6

0- 0

0- 1

OVERALL

0- 0

2- 1

2- 4

4- 1

0- 0

0- 1

HOME

0- 0

2- 0

2- 0

0- 5

0- 0

0- 0

AWAY

0- 0

0- 1

0- 4

0- 0

0- 0

0- 0

NEUTRAL

0- 0

0- 0

0- 0

4- 6

0- 0

0- 1

NON-CONFERENCE

0- 0

2- 1

2- 4

4- 1

0- 0

0- 1

HOME

0- 0

2- 0

2- 0

0- 5

0- 0

0- 0

AWAY

0- 0

0- 1

0- 4

0- 0

0- 0

0- 0

NEUTRAL

0- 0

0- 0

0- 0

0- 0

0- 0

0- 0

CONFERENCE

0- 0

0- 0

0- 0

0- 0

0- 0

0- 0

HOME

0- 0

0- 0

0- 0

0- 0

0- 0

0- 0

AWAY

0- 0

0- 0

0- 0

0- 0

0- 0

0- 0

NEUTRAL

0- 0

0- 0

0- 0

RPI 1-25

RPI 26-50

RPI 51-100

RPI 101+

Team's RPI: 258

RPI S Opponent Score

RPI S Opponent Score

RPI S Opponent Score

RPI S Opponent Score

50 H BYU 61 64

119 H Oral Roberts 65 57

135 H Grambling 61 56

142 A TCU 43 60

152 H Stephen F. Austin 72 53

180 A UALR 48 52

250 A Colorado St. 68 87

280 A Arkansas St. 70 80

280 H Arkansas St. 70 48

301 A Utah Valley 62 78

LAST 12 Division I GAMES:

280 A Arkansas St. 70 80

152 H Stephen F. Austin 72 53

301 A Utah Valley 62 78

142 A TCU 43 60

119 H Oral Roberts 65 57

135 H Grambling 61 56

280 H Arkansas St. 70 48

180 A UALR 48 52

250 A Colorado St. 68 87

50 H BYU 61 64

T
u
l
s
aT
u
l
s
a

Non-Div I Games:

Neb. Omaha

68 60

Tulsa

Loss, Non-Conf, S Site, H Home A Away N Neutral

Average RPI Win:	232	WON-LOST	WINNING	LAST 10	STRENGTH OF	OPP. STRENGTH	TEAM	ADJ.	CONF.	ADJ CONF.
Average RPI Loss:	116	RECORD	PCT. RANK	GAMES	SCHEDULE	OF SCHEDULE	RPI	RPI	RPI	RPI
DIV. I ONLY	9- 2	38	8- 1	308	118	93	93	16	16	
DIV. I NON-CONF.	9- 2	39	9- 2	313	116	92	92	19	19	
TOTALS	RPI 1-25	RPI 26-50	W-L RECORDS	RPI 51-100	RPI 101-150	RPI 150+				
9- 2	0- 0	0- 0	OVERALL	1- 2	0- 0	8- 1				
4- 0	0- 0	0- 0	HOME	1- 0	0- 0	3- 0				
4- 2	0- 0	0- 0	AWAY	0- 2	0- 0	4- 1				
1- 0	0- 0	0- 0	NEUTRAL	0- 0	0- 0	1- 0				
9- 2	0- 0	0- 0	NON-CONFERENCE	1- 2	0- 0	8- 1				
4- 0	0- 0	0- 0	HOME	1- 0	0- 0	3- 0				
4- 3	0- 0	0- 0	AWAY	0- 2	0- 0	4- 1				
1- 0	0- 0	0- 0	NEUTRAL	0- 0	0- 0	1- 0				
0- 0	0- 0	0- 0	CONFERENCE	0- 0	0- 0	0- 0				
0- 0	0- 0	0- 0	HOME	0- 0	0- 0	0- 0				
0- 0	0- 0	0- 0	AWAY	0- 0	0- 0	0- 0				
0- 0	0- 0	0- 0	NEUTRAL	0- 0	0- 0	0- 0				

RPI	S	Opponent	Score	RPI	S	Opponent	Score	RPI	S	Opponent	Score	RPI	S	Opponent	Score
66	H	Hampton	43 38	76	A	Chattanooga	59 65	82	A	McNeese St.	56 61	168	H	Alabama A&M	57 46
												190	A	Florida A&M	59 69
												201	H	Western Ky.	58 36
												238	N	East Tenn. St.	59 47
												253	A	Clemson	51 36
												260	A	UNC Greensboro	72 42
												288	A	Morehead St.	70 47
												292	A	Austin Peay	49 45
												319	H	Southeast Mo. St.	64 41
LAST 12 Division I GAMES:															
292	A	Austin Peay	49 45	190	A	Florida A&M	59 69	253	A	Clemson	51 36	66	H	Hampton	43 38
288	A	Morehead St.	70 47	260	A	UNC Greensboro	72 42	168	H	Alabama A&M	57 46	76	A	Chattanooga	59 65
201	H	Western Ky.	58 36	82	A	McNeese St.	56 61	201	H	Western Ky.	58 36				
319	H	Southeast Mo. St.	64 41	238	N	East Tenn. St.	59 47								

Non-Div I Games:

UAB

■ Loss,
 ■ Non-Conf, S Site,
 ■ Home
 ■ Away
 N Neutral

Average RPI Win:	230	WON-LOST	WINNING	LAST 10	STRENGTH OF	OPP. STRENGTH	TEAM	ADJ.	CONF.	ADJ CONF.
Average RPI Loss:	112	RECORD	PCT. RANK	GAMES	SCHEDULE	OF SCHEDULE	RPI	RPI	RPI	RPI
DIV. I ONLY	5- 9	231	4- 6	77	186	180	180	22	22	
DIV. I NON-CONF.	4- 8	236	3- 7	85	187	188	188	20	20	
TOTALS	RPI 1-25	RPI 26-50	W-L RECORDS	RPI 51-100	RPI 101-150	RPI 150+				
5- 9	0- 1	0- 0	OVERALL	0- 1	0- 5	5- 2				
3- 4	0- 1	0- 0	HOME	0- 0	0- 2	3- 1				
2- 5	0- 0	0- 0	AWAY	0- 1	0- 3	2- 1				
0- 0	0- 0	0- 0	NEUTRAL	0- 0	0- 0	0- 0				
4- 8	0- 1	0- 0	NON-CONFERENCE	0- 1	0- 4	4- 2				
3- 4	0- 1	0- 0	HOME	0- 0	0- 2	3- 1				
1- 4	0- 0	0- 0	AWAY	0- 1	0- 2	1- 1				
0- 0	0- 0	0- 0	NEUTRAL	0- 0	0- 0	0- 0				
1- 1	0- 0	0- 0	CONFERENCE	0- 0	0- 1	1- 0				
0- 0	0- 0	0- 0	HOME	0- 0	0- 0	0- 0				
1- 1	0- 0	0- 0	AWAY	0- 0	0- 1	1- 0				
0- 0	0- 0	0- 0	NEUTRAL	0- 0	0- 0	0- 0				

RPI 1-25				RPI 26-50				RPI 51-100				RPI 101+ Team's RPI: 180			
RPI	S	Opponent	Score	RPI	S	Opponent	Score	RPI	S	Opponent	Score	RPI	S	Opponent	Score
7	H	Texas A&M	54 83					59	A	Missouri St.	50 73	102	A	South Dakota St.	55 64
												102	H	South Dakota St.	49 60
												111	A	North Texas	57 64
												119	A	Oral Roberts	63 78
												125	H	Memphis	66 81
												163	A	Denver	53 51
												173	H	SMU	60 69
												176	H	Seattle	72 63
												207	A	Louisiana Tech	48 64
												258	H	Tulsa	52 48
												270	H	Southern Miss.	70 44
												281	A	Rice	67 47
LAST 12 Division I GAMES:															
125	H	Memphis	66 81	163	A	Denver	53 51								
102	H	South Dakota St.	49 60	111	A	North Texas	57 64								
270	H	Southern Miss.	70 44	176	H	Seattle	72 63								
59	A	Missouri St.	50 73	102	A	South Dakota St.	55 64								
281	A	Rice	67 47	119	A	Oral Roberts	63 78								
207	A	Louisiana Tech	48 64	7	H	Texas A&M	54 83								

Non-Div I Games:

UALR

■ Loss,
 ■ Non-Conf,
 S Site,
 ■ Home
 ■ Away
 N Neutral

Average RPI Win:	205	WON-LOST	WINNING	LAST 10	STRENGTH OF	OPP. STRENGTH	TEAM	ADJ.	CONF.	ADJ CONF.
Average RPI Loss:	110	RECORD	PCT. RANK	GAMES	SCHEDULE	OF SCHEDULE	RPI	RPI	RPI	RPI
DIV. I ONLY	8- 5	108	5- 5	105	151	87	87	17	17	
DIV. I NON-CONF.	8- 4	89	7- 4	111	138	86	86	12	12	
TOTALS	RPI 1-25	RPI 26-50	W-L RECORDS	RPI 51-100	RPI 101-150	RPI 150+				
8- 5	0- 1	0- 1	OVERALL	1- 0	1- 0	6- 3				
4- 1	0- 0	0- 0	HOME	1- 0	0- 0	3- 1				
3- 3	0- 1	0- 1	AWAY	0- 0	1- 0	2- 1				
1- 1	0- 0	0- 0	NEUTRAL	0- 0	0- 0	1- 1				
8- 4	0- 1	0- 1	NON-CONFERENCE	1- 0	1- 0	6- 2				
4- 0	0- 0	0- 0	HOME	1- 0	0- 0	3- 0				
3- 3	0- 1	0- 1	AWAY	0- 0	1- 0	2- 1				
1- 1	0- 0	0- 0	NEUTRAL	0- 0	0- 0	1- 1				
0- 1	0- 0	0- 0	CONFERENCE	0- 0	0- 0	0- 1				
0- 1	0- 0	0- 0	HOME	0- 0	0- 0	0- 1				
0- 0	0- 0	0- 0	AWAY	0- 0	0- 0	0- 0				
0- 0	0- 0	0- 0	NEUTRAL	0- 0	0- 0	0- 0				

RPI 1-25				RPI 26-50				RPI 51-100				RPI 101+			
RPI	S	Opponent	Score	RPI	S	Opponent	Score	RPI	S	Opponent	Score	RPI	S	Opponent	Score
4	A	Stanford	44 93	40	A	St. Mary's (CA)	58 75	86	H	Wichita St.	62 47	129	A	Washington	69 68
												154	N	Portland St.	57 68
												160	H	Cal St. Fullerton	50 58
												163	N	Denver	60 51
												176	A	Seattle	66 62
												192	A	Santa Clara	78 81
												210	A	Hawaii	62 57
												277	H	Sacramento St.	68 57
												291	H	San Francisco	64 50
												307	H	San Jose St.	80 60
LAST 12 Division I GAMES:															
277	H	Sacramento St.	68 57	160	H	Cal St. Fullerton	50 58								
4	A	Stanford	44 93	210	A	Hawaii	62 57								
192	A	Santa Clara	78 81	154	N	Portland St.	57 68								
291	H	San Francisco	64 50	163	N	Denver	60 51								
86	H	Wichita St.	62 47	40	A	St. Mary's (CA)	58 75								
307	H	San Jose St.	80 60	176	A	Seattle	66 62								

Non-Div I Games:

UC Davis

■ Loss,
 ■ Non-Conf,
 ■ S Site,
 ■ H Home
 ■ A Away
 N Neutral

U
C
I
r
v
i
n
e

UC Irvine				Through Games Of Sunday, January 1, 2012						
Average RPI Win:	262	WON-LOST	WINNING	LAST 10	STRENGTH OF	OPP. STRENGTH	TEAM	ADJ.	CONF.	ADJ CONF.
Average RPI Loss:	193	RECORD	PCT. RANK	GAMES	SCHEDULE	OF SCHEDULE	RPI	RPI	RPI	RPI
DIV. I ONLY		4- 10	263	4- 6	272	296	298	298	17	17
DIV. I NON-CONF.		4- 8	236	4- 6	277	282	297	297	12	12

TOTALS	RPI 1-25	RPI 26-50		W-L RECORDS		RPI 51-100		RPI 101-150		RPI 150+
4- 10	0- 0	0- 0		OVERALL		0- 0		0- 2		4- 8
2- 2	0- 0	0- 0		HOME		0- 0		0- 1		2- 1
0- 8	0- 0	0- 0		AWAY		0- 0		0- 1		0- 6
2- 0	0- 0	0- 0		NEUTRAL		0- 0		0- 0		2- 0
4- 8	0- 0	0- 0		NON-CONFERENCE		0- 0		0- 2		4- 6
2- 2	0- 0	0- 0		HOME		0- 0		0- 1		2- 1
0- 6	0- 0	0- 0		AWAY		0- 0		0- 1		0- 5
2- 0	0- 0	0- 0		NEUTRAL		0- 0		0- 0		2- 0
0- 2	0- 0	0- 0		CONFERENCE		0- 0		0- 0		0- 2
0- 0	0- 0	0- 0		HOME		0- 0		0- 0		0- 0
0- 2	0- 0	0- 0		AWAY		0- 0		0- 0		0- 2
0- 0	0- 0	0- 0		NEUTRAL		0- 0		0- 0		0- 0

U
C
I
r
v
i
n
e

RPI 1-25			RPI 26-50			RPI 51-100			RPI 101+			Team's RPI: 298
RPI	S	Opponent	Score	RPI	S	Opponent	Score	RPI	S	Opponent	Score	
								106	H	San Diego St.	57	76
								140	A	Portland	56	64
								154	A	Portland St.	76	80
								155	A	Oregon	77	89
								166	A	Northern Colo.	56	71
								178	H	Utah St.	64	69
								192	H	Santa Clara	88	82
								206	A	Cal St. Northridge	49	55
								247	A	Long Beach St.	51	63
								249	N	Nicholls St.	62	48
								257	A	CSU Bakersfield	92	104
								277	H	Sacramento St.	81	75
								320	A	Wyoming	42	51
								330	N	Weber St.	57	54
LAST 12 Division I GAMES:												
277	H	Sacramento St.	81	75	247	A	Long Beach St.	51	63			
192	H	Santa Clara	88	82	206	A	Cal St. Northridge	49	55			
330	N	Weber St.	57	54	320	A	Wyoming	42	51			
155	A	Oregon	77	89	166	A	Northern Colo.	56	71			
249	N	Nicholls St.	62	48	106	H	San Diego St.	57	76			
178	H	Utah St.	64	69	257	A	CSU Bakersfield	92	104			

Non-Div I Games:

UC Irvine

UC Riverside

Through Games Of Sunday, January 1, 2012

Average RPI Win:	277	WON-LOST	WINNING	LAST 10	STRENGTH OF	OPP. STRENGTH	TEAM	ADJ.	CONF.	ADJ CONF.
Average RPI Loss:	150	RECORD	PCT. RANK	GAMES	SCHEDULE	OF SCHEDULE	RPI	RPI	RPI	RPI
DIV. I ONLY	2- 11	313	2- 8	157	192	276	276	17	17	
DIV. I NON-CONF.	2- 9	294	2- 8	137	155	268	268	12	12	
TOTALS	RPI 1-25	RPI 26-50	W-L RECORDS	RPI 51-100	RPI 101-150	RPI 150+				
2- 11	0- 1	0- 2	OVERALL	0- 1	0- 1	2- 6				
1- 2	0- 0	0- 0	HOME	0- 1	0- 0	1- 1				
1- 9	0- 1	0- 2	AWAY	0- 0	0- 1	1- 5				
0- 0	0- 0	0- 0	NEUTRAL	0- 0	0- 0	0- 0				
2- 9	0- 1	0- 2	NON-CONFERENCE	0- 1	0- 1	2- 4				
1- 2	0- 0	0- 0	HOME	0- 1	0- 0	1- 1				
1- 7	0- 1	0- 2	AWAY	0- 0	0- 1	1- 3				
0- 0	0- 0	0- 0	NEUTRAL	0- 0	0- 0	0- 0				
0- 2	0- 0	0- 0	CONFERENCE	0- 0	0- 0	0- 2				
0- 0	0- 0	0- 0	HOME	0- 0	0- 0	0- 0				
0- 2	0- 0	0- 0	AWAY	0- 0	0- 0	0- 2				
0- 0	0- 0	0- 0	NEUTRAL	0- 0	0- 0	0- 0				

RPI 1-25				RPI 26-50				RPI 51-100				RPI 101+ Team's RPI: 276			
RPI	S	Opponent	Score	RPI	S	Opponent	Score	RPI	S	Opponent	Score	RPI	S	Opponent	Score
19	A	Gonzaga	56 83	29	A	Arizona St.	46 66	56	H	Fresno St.	62 67	103	A	UNLV	36 64
				39	A	Washington St.	35 74					178	A	Utah St.	68 71
												206	A	Cal St. Northridge	55 63
												245	A	Boise St.	58 68
												247	A	Long Beach St.	59 70
												255	A	Northern Ariz.	59 67
												257	H	CSU Bakersfield	76 62
												274	H	La.-Lafayette	56 59
												297	A	Idaho	70 57
LAST 12 Division I GAMES:															
39	A	Washington St.	35 74	206	A	Cal St. Northridge	55 63								
245	A	Boise St.	58 68	247	A	Long Beach St.	59 70								
178	A	Utah St.	68 71	56	H	Fresno St.	62 67								
274	H	La.-Lafayette	56 59	19	A	Gonzaga	56 83								
257	H	CSU Bakersfield	76 62	297	A	Idaho	70 57								
103	A	UNLV	36 64	255	A	Northern Ariz.	59 67								

Non-Div I Games:

UC Riverside

■ Loss,
 ■ Non-Conf,
 ■ S Site,
 ■ H Home
 ■ A Away
 N Neutral

Through Games Of Sunday, January 17, 1982									
Average RPI Win: 175	WON-LOST	WINNING	LAST 10	STRENGTH OF	OPP. STRENGTH	TEAM	ADJ.	CONF.	ADJ CONF.
Average RPI Loss: 180	RECORD	PCT. RANK	GAMES	SCHEDULE	OF SCHEDULE	RPI	RPI	RPI	RPI
DIV. I ONLY	5- 7	209	5- 5	159	238	212	212	17	17
DIV. I NON-CONF.	5- 6	188	5- 6	122	249	199	199	12	12

TOTALS	RPI 1-25	RPI 26-50	W-L RECORDS	RPI 51-100	RPI 101-150	RPI 150+			
5- 7	0- 0	1- 0	OVERALL	0- 0	2- 2	2- 5			
4- 2	0- 0	1- 0	HOME	0- 0	1- 2	2- 0			
1- 5	0- 0	0- 0	AWAY	0- 0	1- 0	0- 5			
0- 0	0- 0	0- 0	NEUTRAL	0- 0	0- 0	0- 0			
5- 6	0- 0	1- 0	NON-CONFERENCE	0- 0	2- 2	2- 4			
4- 2	0- 0	1- 0	HOME	0- 0	1- 2	2- 0			
1- 4	0- 0	0- 0	AWAY	0- 0	1- 0	0- 4			
0- 0	0- 0	0- 0	NEUTRAL	0- 0	0- 0	0- 0			
0- 1	0- 0	0- 0	CONFERENCE	0- 0	0- 0	0- 1			
0- 0	0- 0	0- 0	HOME	0- 0	0- 0	0- 0			
0- 1	0- 0	0- 0	AWAY	0- 0	0- 0	0- 1			
0- 0	0- 0	0- 0	NEUTRAL	0- 0	0- 0	0- 0			

RPI 1-25				RPI 26-50				RPI 51-100				RPI 101+				Team's RPI: 212	
RPI	S	Opponent	Score	RPI	S	Opponent	Score	RPI	S	Opponent	Score	RPI	S	Opponent	Score		
				40	H	St. Mary's (CA)	61 52					103	H	UNLV	44 46		
												116	A	UTEP	49 48		
												128	H	Pepperdine	54 44		
												129	H	Washington	37 46		
												154	A	Portland St.	51 65		
												166	A	Northern Colo.	39 44		
												176	A	Seattle	55 60		
												222	A	Cal Poly	58 61		
												291	H	San Francisco	60 41		
												300	H	Loyola Marymount	66 49		
												312	A	New Mexico St.	51 52		
LAST 12 Division I GAMES:																	
				291	H	San Francisco	60 41					222	A	Cal Poly	58 61		
				166	A	Northern Colo.	39 44					116	A	UTEP	49 48		
				129	H	Washington	37 46					312	A	New Mexico St.	51 52		
				300	H	Loyola Marymount	66 49					128	H	Pepperdine	54 44		
				40	H	St. Mary's (CA)	61 52					103	H	UNLV	44 46		
				154	A	Portland St.	51 65					176	A	Seattle	55 60		

Non-Div I Games:

UC Santa Barbara

Loss, Non-Conf, S Site, H Home A Away N Neutral

UCF

Average RPI Win: 255

WON-LOST

WINNING

LAST 10

Average RPI Loss: 103

RECORD

PCT. RANK

GAMES

STRENGTH OF

OPP. STRENGTH

TEAM

ADJ.

CONF.

ADJ CONF.

SCHEDULE

OF SCHEDULE

RPI

RPI

RPI

RPI

DIV. I ONLY

5- 7

209

4- 6

132

187

242

242

16

16

DIV. I NON-CONF.

5- 7

205

5- 7

135

184

243

243

19

19

TOTALS

RPI 1-25

RPI 26-50

W-L RECORDS

RPI 51-100

RPI 101-150

RPI 150+

5- 7

0- 1

0- 2

OVERALL

0- 1

0- 1

5- 2

5- 5

0- 0

0- 2

HOME

0- 1

0- 1

5- 1

0- 2

0- 1

0- 0

AWAY

0- 0

0- 0

0- 1

0- 0

0- 0

NEUTRAL

0- 0

0- 0

0- 0

5- 7

0- 1

0- 2

NON-CONFERENCE

0- 1

0- 1

5- 2

5- 5

0- 0

0- 2

HOME

0- 1

0- 1

5- 1

0- 2

0- 1

0- 0

AWAY

0- 0

0- 0

0- 1

0- 0

0- 0

NEUTRAL

0- 0

0- 0

0- 0

0- 0

0- 0

0- 0

CONFERENCE

0- 0

0- 0

0- 0

0- 0

0- 0

0- 0

NEUTRAL

0- 0

0- 0

0- 0

RPI 1-25

RPI 26-50

RPI 51-100

RPI 101+

Team's RPI: 242

RPI S Opponent Score

RPI S Opponent Score

RPI S Opponent Score

RPI S Opponent Score

8 A Notre Dame 38 90

41 H Florida St. 47 60

70 H Fla. Gulf Coast 36 75

144 H Fordham 57 70

185 H FIU 46 61

190 H Florida A&M 67 51

215 H Virginia Tech 41 32

230 A South Ala. 76 89

236 H Savannah St. 62 48

304 H Mercer 72 43

329 H Bethune-Cookman 66 49

LAST 12 Division I GAMES:

185 H FIU 46 61

41 H Florida St. 47 60

329 H Bethune-Cookman 66 49

8 A Notre Dame 38 90

46 H Hartford 46 55

215 H Virginia Tech 41 32

144 H Fordham 57 70

236 H Savannah St. 62 48

304 H Mercer 72 43

70 H Fla. Gulf Coast 36 75

190 H Florida A&M 67 51

230 A South Ala. 76 89

Non-Div I Games:

UCF

Average RPI Win:	192	WON-LOST	WINNING	LAST 10	STRENGTH OF	OPP. STRENGTH	TEAM	ADJ.	CONF.	ADJ CONF.
Average RPI Loss:	40	RECORD	PCT. RANK	GAMES	SCHEDULE	OF SCHEDULE	RPI	RPI	RPI	RPI
DIV. I ONLY	6- 7	184	4- 6	27	30	84	84	5	5	
DIV. I NON-CONF.	5- 6	188	4- 6	53	47	110	110	6	6	
TOTALS	RPI 1-25	RPI 26-50	W-L RECORDS	RPI 51-100	RPI 101-150	RPI 150+				
6- 7	0- 4	0- 0	OVERALL	2- 2	1- 1	3- 0				
4- 2	0- 2	0- 0	HOME	2- 0	1- 0	1- 0				
1- 4	0- 2	0- 0	AWAY	0- 1	0- 1	1- 0				
1- 1	0- 0	0- 0	NEUTRAL	0- 1	0- 0	1- 0				
5- 6	0- 3	0- 0	NON-CONFERENCE	1- 2	1- 1	3- 0				
3- 1	0- 1	0- 0	HOME	1- 0	1- 0	1- 0				
1- 4	0- 2	0- 0	AWAY	0- 1	0- 1	1- 0				
1- 1	0- 0	0- 0	NEUTRAL	0- 1	0- 0	1- 0				
1- 1	0- 1	0- 0	CONFERENCE	1- 0	0- 0	0- 0				
1- 1	0- 1	0- 0	HOME	1- 0	0- 0	0- 0				
0- 0	0- 0	0- 0	AWAY	0- 0	0- 0	0- 0				
0- 0	0- 0	0- 0	NEUTRAL	0- 0	0- 0	0- 0				

RPI	S	Opponent	Score
2	H	Tennessee	64 85
4	H	Stanford	50 77
5	A	Baylor	50 83
25	A	LSU	41 58

RPI	S	Opponent	Score

RPI	S	Opponent	Score
53	H	California	60 55
54	A	Saint Joseph's	60 64
82	H	McNeese St.	67 59
83	N	West Virginia	54 63

RPI	S	Opponent	Score
106	H	San Diego St.	78 71
108	A	Temple	53 59
300	A	Loyola Marymount	84 43
302	H	Tennessee Tech	74 52
311	N	Colgate	68 48

LAST 12 Division I GAMES:

25	A	LSU	41 58	4	H	Stanford	50 77
300	A	Loyola Marymount	84 43	53	H	California	60 55
106	H	San Diego St.	78 71	54	A	Saint Joseph's	60 64
311	N	Colgate	68 48	108	A	Temple	53 59
83	N	West Virginia	54 63	2	H	Tennessee	64 85
5	A	Baylor	50 83	302	H	Tennessee Tech	74 52

U
C
L
AU
C
L
A

Non-Div I Games:

UCLA

 Loss,
 Non-Conf,
 S Site,
 Home
 Away
 N Neutral

U
M
B
C

UMBC				Through Games Of Sunday, January 1, 2012						
Average RPI Win: 201		WON-LOST	WINNING	LAST 10	STRENGTH OF	OPP. STRENGTH	TEAM	ADJ.	CONF.	ADJ CONF.
Average RPI Loss: 88		RECORD	PCT. RANK	GAMES	SCHEDULE	OF SCHEDULE	RPI	RPI	RPI	RPI
DIV. I ONLY		6- 7	184	5- 5	140	54	147	147	14	14
DIV. I NON-CONF.		6- 7	180	4- 7	145	53	144	144	14	14

TOTALS		RPI 1-25	RPI 26-50	W-L RECORDS	RPI 51-100	RPI 101-150	RPI 150+			
6- 7	0- 2	0- 1	OVERALL	0- 1	0- 1	7- 2				
3- 2	0- 2	0- 0	HOME	0- 0	0- 0	4- 0				
3- 4	0- 0	0- 1	AWAY	0- 1	0- 1	3- 1				
0- 1	0- 0	0- 0	NEUTRAL	0- 0	0- 0	0- 1				
6- 7	0- 2	0- 1	NON-CONFERENCE	0- 1	0- 1	6- 2				
3- 2	0- 2	0- 0	HOME	0- 0	0- 0	3- 0				
3- 4	0- 0	0- 1	AWAY	0- 1	0- 1	3- 1				
0- 1	0- 0	0- 0	NEUTRAL	0- 0	0- 0	0- 1				
1- 0	0- 0	0- 0	CONFERENCE	0- 0	0- 0	1- 0				
1- 0	0- 0	0- 0	HOME	0- 0	0- 0	1- 0				
0- 0	0- 0	0- 0	AWAY	0- 0	0- 0	0- 0				
0- 0	0- 0	0- 0	NEUTRAL	0- 0	0- 0	0- 0				

RPI 1-25				RPI 26-50		RPI 51-100		RPI 101+		Team's RPI: 147
RPI S	Opponent		Score	RPI S	Opponent		Score	RPI S	Opponent	
6	H	Maryland	59 70	32	A	Towson	45 56	66	A	Hampton
12	H	Princeton	41 56					47	75	

Non-Div I Games:

UMBC

Average RPI Win:	203	WON-LOST	WINNING	LAST 10	STRENGTH OF	OPP. STRENGTH	TEAM	ADJ.	CONF.	ADJ CONF.
Average RPI Loss:	133	RECORD	PCT. RANK	GAMES	SCHEDULE	OF SCHEDULE	RPI	RPI	RPI	RPI
DIV. I ONLY	8- 5	108	6- 4	203	172	122	122	11	11	
DIV. I NON-CONF.	6- 3	89	5- 3	102	228	85	85	11	11	
TOTALS	RPI 1-25	RPI 26-50	W-L RECORDS	RPI 51-100	RPI 101-150	RPI 150+				
8- 5	0- 0	0- 2	OVERALL	2- 0	1- 1	5- 2				
4- 1	0- 0	0- 0	HOME	0- 0	1- 1	3- 0				
2- 4	0- 0	0- 2	AWAY	1- 0	0- 0	1- 2				
2- 0	0- 0	0- 0	NEUTRAL	1- 0	0- 0	1- 0				
6- 3	0- 0	0- 2	NON-CONFERENCE	2- 0	0- 1	4- 0				
2- 1	0- 0	0- 0	HOME	0- 0	0- 1	2- 0				
2- 2	0- 0	0- 2	AWAY	1- 0	0- 0	1- 0				
2- 0	0- 0	0- 0	NEUTRAL	1- 0	0- 0	1- 0				
2- 2	0- 0	0- 0	CONFERENCE	0- 0	1- 0	1- 2				
2- 0	0- 0	0- 0	HOME	0- 0	1- 0	1- 0				
0- 2	0- 0	0- 0	AWAY	0- 0	0- 0	0- 2				
0- 0	0- 0	0- 0	NEUTRAL	0- 0	0- 0	0- 0				

RPI	S	Opponent	Score	RPI	S	Opponent	Score	RPI	S	Opponent	Score	RPI	S	Opponent	Score	Team's RPI: 122
33	A	Kansas	52	77	75	N	Central Ark.	64	60	119	H	Oral Roberts	92	79		
47	A	Texas Tech	67	94	78	A	Eastern Mich.	70	68	126	H	VCU	70	78		
										177	H	Southern Utah	81	61		
										193	A	Oakland	65	71		
										256	N	La.-Monroe	76	70		
										267	A	IPFW	76	82		
										283	A	Saint Louis	70	67		
										293	H	North Florida	100	63		
										340	H	Houston Baptist	92	45		
LAST 12 Division I GAMES:																
267	A	IPFW	76	82	119	H	Oral Roberts	92	79							
193	A	Oakland	65	71	177	H	Southern Utah	81	61							
75	N	Central Ark.	64	60	283	A	Saint Louis	70	67							
256	N	La.-Monroe	76	70	33	A	Kansas	52	77							
47	A	Texas Tech	67	94	78	A	Eastern Mich.	70	68							
293	H	North Florida	100	63	126	H	VCU	70	78							

Non-Div I Games: Northwest Mo. St. 95 72

UMKC

■ Loss,
■ Non-Conf,
■ S Site,
■ H Home
■ A Away
N Neutral

Average RPI Win: 304		WON-LOST	WINNING	LAST 10	STRENGTH OF	OPP. STRENGTH	TEAM	ADJ.	CONF.	ADJ CONF.
Average RPI Loss: 207		RECORD	PCT. RANK	GAMES	SCHEDULE	OF SCHEDULE	RPI	RPI	RPI	RPI
DIV. I ONLY		1- 8	322	1- 8	294	316	335	335	28	28
DIV. I NON-CONF.		1- 7	315	1- 7	303	328	336	336	28	28
TOTALS	RPI 1-25		RPI 26-50		W-L RECORDS		RPI 51-100		RPI 101-150	RPI 150+
1- 8	0- 0		0- 0		OVERALL		0- 0		0- 1	1- 8
1- 2	0- 0		0- 0		HOME		0- 0		0- 1	1- 1
0- 6	0- 0		0- 0		AWAY		0- 0		0- 0	0- 6
0- 0	0- 0		0- 0		NEUTRAL		0- 0		0- 0	0- 0
1- 7	0- 0		0- 0		NON-CONFERENCE		0- 0		0- 1	1- 6
1- 2	0- 0		0- 0		HOME		0- 0		0- 1	1- 1
0- 5	0- 0		0- 0		AWAY		0- 0		0- 0	0- 5
0- 0	0- 0		0- 0		NEUTRAL		0- 0		0- 0	0- 0
0- 2	0- 0		0- 0		CONFERENCE		0- 0		0- 0	0- 2
0- 0	0- 0		0- 0		HOME		0- 0		0- 0	0- 0
0- 2	0- 0		0- 0		AWAY		0- 0		0- 0	0- 2
0- 0	0- 0		0- 0		NEUTRAL		0- 0		0- 0	0- 0

RPI 1-25				RPI 26-50				RPI 51-100				RPI 101+				Team's RPI: 335	
RPI	S	Opponent	Score	RPI	S	Opponent	Score	RPI	S	Opponent	Score	RPI	S	Opponent	Score		
												101	H	Appalachian St.	71	85	
												156	A	High Point	49	89	
												158	A	Furman	59	71	
												195	A	George Mason	59	88	
												220	A	South Carolina St.	82	92	
												227	A	Campbell	62	82	
												259	A	Western Caro.	53	65	
												271	A	Kennesaw St.	79	83	
												272	H	S.C. Upstate	66	73	
												304	H	Mercer	76	75	
LAST 12 Division I GAMES:																	
				101	H	Appalachian St.	71	85	227	A	Campbell	62	82				
				272	H	S.C. Upstate	66	73	156	A	High Point	49	89				
				195	A	George Mason	59	88	304	H	Mercer	76	75				
				158	A	Furman	59	71	220	A	South Carolina St.	82	92				
				259	A	Western Caro.	53	65	271	A	Kennesaw St.	79	83				

Non-Div I Games:	Brevard	74	62	Winston-Salem	83	74	Montreat	73	64
------------------	---------	----	----	---------------	----	----	----------	----	----

UNC Asheville

■ Loss, ■ Non-Conf, S Site, H Home A Away N Neutral

UNC Greensboro

Through Games Of Sunday, January 1, 2012

Average RPI Win:	280	WON-LOST	WINNING	LAST 10	STRENGTH OF	OPP. STRENGTH	TEAM	ADJ.	CONF.	ADJ CONF.
Average RPI Loss:	149	RECORD	PCT. RANK	GAMES	SCHEDULE	OF SCHEDULE	RPI	RPI	RPI	RPI
DIV. I ONLY	2- 10	303	2- 8	68	339	260	260	18	18	
DIV. I NON-CONF.	1- 7	315	1- 7	97	324	273	273	15	15	
TOTALS	RPI 1-25	RPI 26-50	W-L RECORDS	RPI 51-100	RPI 101-150	RPI 150+				
2- 10	0- 0	0- 1	OVERALL	0- 3	0- 1	2- 5				
1- 3	0- 0	0- 0	HOME	0- 2	0- 0	1- 1				
1- 6	0- 0	0- 1	AWAY	0- 0	0- 1	1- 4				
0- 1	0- 0	0- 0	NEUTRAL	0- 1	0- 0	0- 0				
1- 7	0- 0	0- 1	NON-CONFERENCE	0- 2	0- 1	1- 3				
0- 2	0- 0	0- 0	HOME	0- 1	0- 0	0- 1				
1- 4	0- 0	0- 1	AWAY	0- 0	0- 1	1- 2				
0- 1	0- 0	0- 0	NEUTRAL	0- 1	0- 0	0- 0				
1- 3	0- 0	0- 0	CONFERENCE	0- 1	0- 0	1- 2				
1- 1	0- 0	0- 0	HOME	0- 1	0- 0	1- 0				
0- 2	0- 0	0- 0	AWAY	0- 0	0- 0	0- 2				
0- 0	0- 0	0- 0	NEUTRAL	0- 0	0- 0	0- 0				

RPI 1-25				RPI 26-50				RPI 51-100				RPI 101+ Team's RPI: 260			
RPI	S	Opponent	Score	RPI	S	Opponent	Score	RPI	S	Opponent	Score	RPI	S	Opponent	Score
				28	A	Richmond	60 75	76	H	Chattanooga	46 63	106	A	San Diego St.	29 57
								93	H	UAB	42 72	158	A	Furman	48 53
								100	N	Penn	36 47	169	H	Liberty	46 61
												182	A	North Carolina	35 91
												218	H	Samford	61 53
												266	A	Radford	67 75
												309	A	Wofford	47 62
												342	A	N.C. Central	70 53
LAST 12 Division I GAMES:															
				100	N	Penn	36 47	106	A	San Diego St.	29 57				
				76	H	Chattanooga	46 63	158	A	Furman	48 53				
				342	A	N.C. Central	70 53	309	A	Wofford	47 62				
				266	A	Radford	67 75	28	A	Richmond	60 75				
				182	A	North Carolina	35 91	93	H	UAB	42 72				
				169	H	Liberty	46 61	218	H	Samford	61 53				

Non-Div I Games:

UNC Greensboro

■ Loss,
 ■ Non-Conf,
 S Site,
 ■ Home
 ■ Away
 N Neutral

UNC Wilmington

Through Games Of Sunday, January 1, 2012

Average RPI Win:	208	WON-LOST	WINNING	LAST 10	STRENGTH OF	OPP. STRENGTH	TEAM	ADJ.	CONF.	ADJ CONF.
Average RPI Loss:	49	RECORD	PCT. RANK	GAMES	SCHEDULE	OF SCHEDULE	RPI	RPI	RPI	RPI
DIV. I ONLY	6- 5	145	7- 3	65	79	80	80	7	7	
DIV. I NON-CONF.	6- 4	116	7- 4	51	110	79	79	7	7	
TOTALS	RPI 1-25	RPI 26-50	W-L RECORDS	RPI 51-100	RPI 101-150	RPI 150+				
6- 5	0- 1	0- 2	OVERALL	1- 2	0- 0	6- 0				
3- 1	0- 0	0- 0	HOME	0- 1	0- 0	3- 0				
3- 2	0- 1	0- 1	AWAY	1- 0	0- 0	3- 0				
0- 2	0- 0	0- 1	NEUTRAL	0- 1	0- 0	0- 0				
6- 4	0- 1	0- 2	NON-CONFERENCE	1- 1	0- 0	6- 0				
3- 0	0- 0	0- 0	HOME	0- 0	0- 0	3- 0				
4- 2	0- 1	0- 1	AWAY	1- 0	0- 0	3- 0				
0- 2	0- 0	0- 1	NEUTRAL	0- 1	0- 0	0- 0				
0- 1	0- 0	0- 0	CONFERENCE	0- 1	0- 0	0- 0				
0- 1	0- 0	0- 0	HOME	0- 1	0- 0	0- 0				
0- 0	0- 0	0- 0	AWAY	0- 0	0- 0	0- 0				
0- 0	0- 0	0- 0	NEUTRAL	0- 0	0- 0	0- 0				

RPI 1-25				RPI 26-50				RPI 51-100				RPI 101+			
RPI	S	Opponent	Score	RPI	S	Opponent	Score	RPI	S	Opponent	Score	RPI	S	Opponent	Score
22	A	Duke	45 107	35	A	North Carolina St.	64 83	73	N	Middle Tenn.	60 79	165	H	Xavier	59 52
				39	N	Washington St.	60 72	77	H	Drexel	43 58	189	A	Charleston So.	72 70
								97	A	Charlotte	74 73	227	H	Campbell	79 73
												233	A	Ohio	56 51
												265	H	East Carolina	64 53
												279	A	N.C. A&T	90 63
LAST 12 Division I GAMES:															
279	A	N.C. A&T	90 63	165	H	Xavier	59 52	22	A	Duke	45 107	189	A	Charleston So.	72 70
233	A	Ohio	56 51	22	A	Duke	45 107	227	H	Campbell	79 73	97	A	Charlotte	74 73
265	H	East Carolina	64 53	227	H	Campbell	79 73	77	H	Drexel	43 58				
35	A	North Carolina St.	64 83												
39	N	Washington St.	60 72												
73	N	Middle Tenn.	60 79												

Non-Div I Games:

UNC Wilmington

■ Loss,
■ Non-Conf,
■ S Site,
■ H Home
■ A Away
N Neutral

Average RPI Win:	226	WON-LOST	WINNING	LAST 10	STRENGTH OF	OPP. STRENGTH	TEAM	ADJ.	CONF.	ADJ CONF.
Average RPI Loss:	93	RECORD	PCT. RANK	GAMES	SCHEDULE	OF SCHEDULE	RPI	RPI	RPI	RPI
DIV. I ONLY	8- 5	108	6- 4	182	178	143	143	10	10	
DIV. I NON-CONF.	7- 4	99	6- 4	240	195	168	168	10	10	
TOTALS	RPI 1-25	RPI 26-50	W-L RECORDS	RPI 51-100	RPI 101-150	RPI 150+				
8- 5	0- 1	0- 0	OVERALL	1- 3	1- 0	6- 1				
5- 2	0- 0	0- 0	HOME	1- 2	1- 0	3- 0				
1- 3	0- 1	0- 0	AWAY	0- 1	0- 0	1- 1				
2- 0	0- 0	0- 0	NEUTRAL	0- 0	0- 0	2- 0				
7- 4	0- 1	0- 0	NON-CONFERENCE	0- 2	1- 0	6- 1				
4- 1	0- 0	0- 0	HOME	0- 1	1- 0	3- 0				
1- 3	0- 1	0- 0	AWAY	0- 1	0- 0	1- 1				
2- 0	0- 0	0- 0	NEUTRAL	0- 0	0- 0	2- 0				
1- 1	0- 0	0- 0	CONFERENCE	1- 1	0- 0	0- 0				
1- 1	0- 0	0- 0	HOME	1- 1	0- 0	0- 0				
0- 0	0- 0	0- 0	AWAY	0- 0	0- 0	0- 0				
0- 0	0- 0	0- 0	NEUTRAL	0- 0	0- 0	0- 0				

RPI 1-25				RPI 26-50				RPI 51-100				RPI 101+				Team's RPI: 143
RPI	S	Opponent	Score	RPI	S	Opponent	Score	RPI	S	Opponent	Score	RPI	S	Opponent	Score	
10	A	Green Bay	67 75					59	H	Missouri St.	62 54	104	H	South Dakota	53 43	
								63	H	Iowa	74 78	183	N	Youngstown St.	90 73	
								64	A	Iowa St.	57 84	243	A	North Dakota	70 74	
								86	H	Wichita St.	40 67	250	H	Colorado St.	61 50	
												251	H	North Dakota St.	60 41	
												319	H	Southeast Mo. St.	62 42	
												320	N	Wyoming	60 46	
												323	A	Chicago St.	88 54	
LAST 12 Division I GAMES:																
59	H	Missouri St.	62 54	86	H	Wichita St.	40 67									
319	H	Southeast Mo. St.	62 42	64	A	Iowa St.	57 84									
183	N	Youngstown St.	90 73	243	A	North Dakota	70 74									
320	N	Wyoming	60 46	251	H	North Dakota St.	60 41									
63	H	Iowa	74 78	104	H	South Dakota	53 43									
323	A	Chicago St.	88 54	10	A	Green Bay	67 75									

Non-Div I Games:

UNI

■ Loss,
■ Non-Conf,
■ S Site,
■ H Home
■ A Away
N Neutral

Average RPI Win:	224	WON-LOST	WINNING	LAST 10	STRENGTH OF	OPP. STRENGTH	TEAM	ADJ.	CONF.	ADJ CONF.
Average RPI Loss:	35	RECORD	PCT. RANK	GAMES	SCHEDULE	OF SCHEDULE	RPI	RPI	RPI	RPI
DIV. I ONLY	10- 4	75	6- 4	207	56	103	103	23	23	
DIV. I NON-CONF.	10- 4	81	8- 4	212	55	102	102	23	23	
TOTALS	RPI 1-25	RPI 26-50	W-L RECORDS	RPI 51-100	RPI 101-150	RPI 150+				
10- 4	1- 1	0- 2	OVERALL	1- 1	0- 0	9- 0				
6- 2	1- 1	0- 1	HOME	0- 0	0- 0	5- 0				
2- 2	0- 0	0- 1	AWAY	1- 1	0- 0	2- 0				
2- 0	0- 0	0- 0	NEUTRAL	0- 0	0- 0	2- 0				
10- 4	1- 1	0- 2	NON-CONFERENCE	1- 1	0- 0	9- 0				
6- 2	1- 1	0- 1	HOME	0- 0	0- 0	5- 0				
3- 2	0- 0	0- 1	AWAY	1- 1	0- 0	2- 0				
2- 0	0- 0	0- 0	NEUTRAL	0- 0	0- 0	2- 0				
0- 0	0- 0	0- 0	CONFERENCE	0- 0	0- 0	0- 0				
0- 0	0- 0	0- 0	HOME	0- 0	0- 0	0- 0				
0- 0	0- 0	0- 0	AWAY	0- 0	0- 0	0- 0				
0- 0	0- 0	0- 0	NEUTRAL	0- 0	0- 0	0- 0				

RPI 1-25				RPI 26-50				RPI 51-100				RPI 101+ Team's RPI: 103			
RPI	S	Opponent	Score	RPI	S	Opponent	Score	RPI	S	Opponent	Score	RPI	S	Opponent	Score
17	H	Georgetown	45 64	30	H	Northwestern	49 79	53	A	California	48 70	212	A	UC Santa Barbara	46 44
18	H	Kansas St.	44 38	38	A	Arizona	58 62	63	A	Iowa	69 59	223	H	Northeastern	61 58
												251	H	North Dakota St.	76 57
												268	N	Prairie View	73 60
												276	H	UC Riverside	64 36
												278	A	Nevada	74 63
												282	H	UTSA	74 67
												285	N	Butler	62 39
												307	H	San Jose St.	78 41
LAST 12 Division I GAMES:															
278	A	Nevada	74 63	38	A	Arizona	58 62								
268	N	Prairie View	73 60	18	H	Kansas St.	44 38								
17	H	Georgetown	45 64	251	H	North Dakota St.	76 57								
223	H	Northeastern	61 58	30	H	Northwestern	49 79								
282	H	UTSA	74 67	212	A	UC Santa Barbara	46 44								
307	H	San Jose St.	78 41	53	A	California	48 70								

Non-Div I Games:

UNLV

■ Loss,
■ Non-Conf, S Site,
■ Home
■ Away
N Neutral

Average RPI Win:	290	WON-LOST	WINNING	LAST 10	STRENGTH OF	OPP. STRENGTH	TEAM	ADJ.	CONF.	ADJ CONF.
Average RPI Loss:	77	RECORD	PCT. RANK	GAMES	SCHEDULE	OF SCHEDULE	RPI	RPI	RPI	RPI
DIV. I ONLY	7- 6	152	5- 5	162	258	150	150	32	32	
DIV. I NON-CONF.	6- 6	158	4- 6	127	239	130	130	32	32	
TOTALS	RPI 1-25	RPI 26-50	W-L RECORDS	RPI 51-100	RPI 101-150	RPI 150+				
7- 6	0- 1	0- 1	OVERALL	0- 2	0- 1	8- 1				
5- 1	0- 0	0- 0	HOME	0- 1	0- 0	5- 0				
2- 5	0- 1	0- 1	AWAY	0- 1	0- 1	3- 1				
0- 0	0- 0	0- 0	NEUTRAL	0- 0	0- 0	0- 0				
6- 6	0- 1	0- 1	NON-CONFERENCE	0- 2	0- 1	6- 1				
4- 1	0- 0	0- 0	HOME	0- 1	0- 0	4- 0				
2- 5	0- 1	0- 1	AWAY	0- 1	0- 1	2- 1				
0- 0	0- 0	0- 0	NEUTRAL	0- 0	0- 0	0- 0				
2- 0	0- 0	0- 0	CONFERENCE	0- 0	0- 0	2- 0				
1- 0	0- 0	0- 0	HOME	0- 0	0- 0	1- 0				
1- 0	0- 0	0- 0	AWAY	0- 0	0- 0	1- 0				
0- 0	0- 0	0- 0	NEUTRAL	0- 0	0- 0	0- 0				

RPI 1-25				RPI 26-50				RPI 51-100				RPI 101+ Team's RPI: 150			
RPI	S	Opponent	Score	RPI	S	Opponent	Score	RPI	S	Opponent	Score	RPI	S	Opponent	Score
23	A	Purdue	39 65	27	A	Louisville	57 70	52	H	Vanderbilt	84 99	125	A	Memphis	69 90
								75	A	Central Ark.	65 69	162	A	Indiana St.	55 66
												270	A	Southern Miss.	88 69
												273	H	Air Force	84 60
												283	A	Saint Louis	70 55
												286	A	Tennessee St.	114 105
												294	H	Evansville	78 69
												296	H	Southern Ill.	91 70
												302	H	Tennessee Tech	83 61
												315	H	Belmont	67 48
LAST 12 Division I GAMES:															
286	A	Tennessee St.	114 105	302	H	Tennessee Tech	83 61								
125	A	Memphis	69 90	27	A	Louisville	57 70								
162	A	Indiana St.	55 66	296	H	Southern Ill.	91 70								
283	A	Saint Louis	70 55	294	H	Evansville	78 69								
23	A	Purdue	39 65	75	A	Central Ark.	65 69								
270	A	Southern Miss.	88 69	52	H	Vanderbilt	84 99								

Non-Div I Games:

UT Martin

■ Loss,
■ Non-Conf,
■ S Site,
■ H Home
■ A Away
N Neutral

Average RPI Win:	231	WON-LOST	WINNING	LAST 10	STRENGTH OF	OPP. STRENGTH	TEAM	ADJ.	CONF.	ADJ CONF.
Average RPI Loss:	121	RECORD	PCT. RANK	GAMES	SCHEDULE	OF SCHEDULE	RPI	RPI	RPI	RPI
DIV. I ONLY	11- 2	28	8- 2	298	199	116	116	16	16	
DIV. I NON-CONF.	11- 2	24	10- 2	304	196	117	117	19	19	
TOTALS	RPI 1-25	RPI 26-50	W-L RECORDS	RPI 51-100	RPI 101-150	RPI 150+				
11- 2	0- 0	0- 1	OVERALL	1- 0	1- 0	9- 1				
8- 1	0- 0	0- 0	HOME	1- 0	1- 0	6- 1				
3- 1	0- 0	0- 1	AWAY	0- 0	0- 0	3- 0				
0- 0	0- 0	0- 0	NEUTRAL	0- 0	0- 0	0- 0				
11- 2	0- 0	0- 1	NON-CONFERENCE	1- 0	1- 0	9- 1				
8- 1	0- 0	0- 0	HOME	1- 0	1- 0	6- 1				
3- 1	0- 0	0- 1	AWAY	0- 0	0- 0	3- 0				
0- 0	0- 0	0- 0	NEUTRAL	0- 0	0- 0	0- 0				
0- 0	0- 0	0- 0	CONFERENCE	0- 0	0- 0	0- 0				
0- 0	0- 0	0- 0	HOME	0- 0	0- 0	0- 0				
0- 0	0- 0	0- 0	AWAY	0- 0	0- 0	0- 0				
0- 0	0- 0	0- 0	NEUTRAL	0- 0	0- 0	0- 0				

RPI S	Opponent	Score	RPI S	Opponent	Score	RPI S	Opponent	Score	RPI S	Opponent	Score	Team's RPI: 116
29	A Arizona St.	45 47	98	H Idaho St.	79 63	138	H Lamar	81 52	163	H Denver	80 49	
						166	H Northern Colo.	74 51	212	H UC Santa Barbara	48 49	
						221	H Texas St.	81 58	241	H Tex.-Pan American	62 51	
						246	A New Mexico	53 43	300	A Loyola Marymount	68 48	
						312	A New Mexico St.	76 72	312	H New Mexico St.	63 27	
						340	H Houston Baptist	82 53				
LAST 12 Division I GAMES:												
221	H Texas St.	81 58	29	A Arizona St.	45 47	212	H UC Santa Barbara	48 49				
312	H New Mexico St.	63 27				300	A Loyola Marymount	68 48				
163	H Denver	80 49				166	H Northern Colo.	74 51				
241	H Tex.-Pan American	62 51				246	A New Mexico	53 43				
340	H Houston Baptist	82 53				138	H Lamar	81 52				
312	A New Mexico St.	76 72										

Non-Div I Games:

UTEP

Average RPI Win:	242	WON-LOST	WINNING	LAST 10	STRENGTH OF	OPP. STRENGTH	TEAM	ADJ.	CONF.	ADJ CONF.
Average RPI Loss:	132	RECORD	PCT. RANK	GAMES	SCHEDULE	OF SCHEDULE	RPI	RPI	RPI	RPI
DIV. I ONLY	4- 9	250	3- 7	175	154	282	282	25	25	
DIV. I NON-CONF.	4- 9	251	4- 8	179	151	284	284	26	26	
TOTALS	RPI 1-25	RPI 26-50	W-L RECORDS	RPI 51-100	RPI 101-150	RPI 150+				
4- 9	0- 0	0- 1	OVERALL	0- 3	0- 2	4- 3				
4- 5	0- 0	0- 0	HOME	0- 3	0- 0	4- 2				
0- 4	0- 0	0- 1	AWAY	0- 0	0- 2	0- 1				
0- 0	0- 0	0- 0	NEUTRAL	0- 0	0- 0	0- 0				
4- 9	0- 0	0- 1	NON-CONFERENCE	0- 3	0- 2	4- 3				
4- 5	0- 0	0- 0	HOME	0- 3	0- 0	4- 2				
0- 4	0- 0	0- 1	AWAY	0- 0	0- 2	0- 1				
0- 0	0- 0	0- 0	NEUTRAL	0- 0	0- 0	0- 0				
0- 0	0- 0	0- 0	CONFERENCE	0- 0	0- 0	0- 0				
0- 0	0- 0	0- 0	HOME	0- 0	0- 0	0- 0				
0- 0	0- 0	0- 0	AWAY	0- 0	0- 0	0- 0				
0- 0	0- 0	0- 0	NEUTRAL	0- 0	0- 0	0- 0				

RPI	S	Opponent	Score	RPI	S	Opponent	Score	RPI	S	Opponent	Score	RPI	S	Opponent	Score	Team's RPI: 282
36	A	Southern California	56 74	65	H	Creighton	53 54	103	A	UNLV	67 74	142	A	TCU	30 65	
				69	H	Missouri	50 70	173	A	SMU	65 69	185	H	FIU	61 54	
				86	H	Wichita St.	56 69	224	H	Detroit	59 55	230	H	South Ala.	42 54	
								241	H	Tex.-Pan American	68 54	281	H	Rice	46 71	
								318	H	Houston	70 59					
LAST 12 Division I GAMES:																
281	H	Rice	46 71	173	A	SMU	65 69	241	H	Tex.-Pan American	68 54	65	H	Creighton	53 54	
224	H	Detroit	59 55	86	H	Wichita St.	56 69	318	H	Houston	70 59	36	A	Southern California	56 74	
230	H	South Ala.	42 54													
103	A	UNLV	67 74													
185	H	FIU	61 54													
142	A	TCU	30 65													

Non-Div I Games:

UTSA

■ Loss,
 ■ Non-Conf,
 ■ S Site,
 ■ H Home
 ■ A Away
 N Neutral

Utah

Average RPI Win: **250**
 Average RPI Loss: **87**

WON-LOST
 RECORD

WINNING
 PCT. RANK

LAST 10
 GAMES

Through Games Of Sunday, January 1, 2012

STRENGTH OF
 SCHEDULE

OPP. STRENGTH
 OF SCHEDULE

TEAM
 RPI

ADJ.
 RPI

CONF.
 RPI

ADJ CONF.
 RPI

DIV. I ONLY	7- 5	120	6- 4	142	247	159	159	5	5
DIV. I NON-CONF.	7- 4	99	7- 4	224	209	194	194	6	6
TOTALS	RPI 1-25	RPI 26-50	W-L RECORDS	RPI 51-100	RPI 101-150	RPI 150+			
7- 5	0- 1	0- 1	OVERALL	1- 2	0- 0	6- 1			
6- 1	0- 0	0- 0	HOME	1- 1	0- 0	5- 0			
0- 3	0- 1	0- 1	AWAY	0- 1	0- 0	0- 0			
1- 1	0- 0	0- 0	NEUTRAL	0- 0	0- 0	1- 1			
7- 4	0- 1	0- 1	NON-CONFERENCE	1- 1	0- 0	6- 1			
6- 0	0- 0	0- 0	HOME	1- 0	0- 0	5- 0			
0- 3	0- 1	0- 1	AWAY	0- 1	0- 0	0- 0			
1- 1	0- 0	0- 0	NEUTRAL	0- 0	0- 0	1- 1			
0- 1	0- 0	0- 0	CONFERENCE	0- 1	0- 0	0- 0			
0- 1	0- 0	0- 0	HOME	0- 1	0- 0	0- 0			
0- 0	0- 0	0- 0	AWAY	0- 0	0- 0	0- 0			
0- 0	0- 0	0- 0	NEUTRAL	0- 0	0- 0	0- 0			

RPI 1-25				RPI 26-50				RPI 51-100				RPI 101+ Team's RPI: 159			
RPI	S	Opponent	Score	RPI	S	Opponent	Score	RPI	S	Opponent	Score	RPI	S	Opponent	Score
9	A	Michigan	50 55	50	A	BYU	58 63	57	A	Arkansas	56 57	177	H	Southern Utah	74 60
								88	H	Colorado	52 58	224	N	Detroit	64 55
								98	H	Idaho St.	56 31	230	N	South Ala.	53 61
												301	H	Utah Valley	82 51
												305	H	Texas Southern	75 33
												312	H	New Mexico St.	74 37
												330	H	Weber St.	81 63
LAST 12 Division I GAMES:															
88	H	Colorado	52 58	301	H	Utah Valley	82 51								
230	N	South Ala.	53 61	312	H	New Mexico St.	74 37								
224	N	Detroit	64 55	305	H	Texas Southern	75 33								
57	A	Arkansas	56 57	50	A	BYU	58 63								
9	A	Michigan	50 55	98	H	Idaho St.	56 31								
177	H	Southern Utah	74 60	330	H	Weber St.	81 63								

Non-Div I Games:

Utah

Loss, Non-Conf, S Site, H Home A Away N Neutral

Average RPI Win:	281	WON-LOST	WINNING	LAST 10	STRENGTH OF	OPP. STRENGTH	TEAM	ADJ.	CONF.	ADJ CONF.
Average RPI Loss:	120	RECORD	PCT. RANK	GAMES	SCHEDULE	OF SCHEDULE	RPI	RPI	RPI	RPI
DIV. I ONLY	7- 5	120	6- 4	281	239	178	178	26	26	
DIV. I NON-CONF.	7- 5	125	7- 5	283	234	179	179	27	27	
TOTALS	RPI 1-25	RPI 26-50	W-L RECORDS	RPI 51-100	RPI 101-150	RPI 150+				
7- 5	0- 0	0- 1	OVERALL	0- 1	0- 2	7- 1				
4- 1	0- 0	0- 1	HOME	0- 0	0- 0	4- 0				
3- 4	0- 0	0- 0	AWAY	0- 1	0- 2	3- 1				
0- 0	0- 0	0- 0	NEUTRAL	0- 0	0- 0	0- 0				
7- 5	0- 0	0- 1	NON-CONFERENCE	0- 1	0- 2	7- 1				
4- 1	0- 0	0- 1	HOME	0- 0	0- 0	4- 0				
3- 4	0- 0	0- 0	AWAY	0- 1	0- 2	3- 1				
0- 0	0- 0	0- 0	NEUTRAL	0- 0	0- 0	0- 0				
0- 0	0- 0	0- 0	CONFERENCE	0- 0	0- 0	0- 0				
0- 0	0- 0	0- 0	HOME	0- 0	0- 0	0- 0				
0- 0	0- 0	0- 0	AWAY	0- 0	0- 0	0- 0				
0- 0	0- 0	0- 0	NEUTRAL	0- 0	0- 0	0- 0				

RPI S	Opponent	Score	RPI S	Opponent	Score	RPI S	Opponent	Score	RPI S	Opponent	Score	Team's RPI: 178
50	H BYU	65 73	98	A Idaho St.	65 67	102	A South Dakota St.	73 84	120	A Montana St.	61 78	
						231	A Montana	60 61	245	A Boise St.	64 52	
						245	H Boise St.	97 86	255	H Northern Ariz.	70 51	
						276	H UC Riverside	71 68	298	A UC Irvine	69 64	
						320	A Wyoming	62 56	330	H Weber St.	73 63	
LAST 12 Division I GAMES:												
245	A Boise St.	64 52	255	H Northern Ariz.	70 51	50	H BYU	65 73	120	A Montana St.	61 78	
245	H Boise St.	97 86	98	A Idaho St.	65 67	231	A Montana	60 61	276	H UC Riverside	71 68	
298	A UC Irvine	69 64										
330	H Weber St.	73 63										
102	A South Dakota St.	73 84										
320	A Wyoming	62 56										

Non-Div I Games:

Utah St.

Utah Valley

Average RPI Win: 267

WON-LOST

WINNING

LAST 10

Through Games Of Sunday, January 1, 2012

Average RPI Loss: 195

RECORD

PCT. RANK

GAMES

STRENGTH OF
SCHEDULEOPP. STRENGTH
OF SCHEDULETEAM
RPIADJ.
RPICONF.
RPIADJ CONF.
RPI

DIV. I ONLY	6- 7	184	5- 5	337	209	301	301	33	33
DIV. I NON-CONF.	6- 7	180	6- 6	335	212	301	301	33	33
TOTALS	RPI 1-25	RPI 26-50	W-L RECORDS	RPI 51-100	RPI 101-150	RPI 150+			
6- 7	0- 0	0- 0	OVERALL	1- 0	0- 1	5- 6			
4- 2	0- 0	0- 0	HOME	1- 0	0- 1	3- 1			
1- 5	0- 0	0- 0	AWAY	0- 0	0- 0	1- 5			
1- 0	0- 0	0- 0	NEUTRAL	0- 0	0- 0	1- 0			
6- 7	0- 0	0- 0	NON-CONFERENCE	1- 0	0- 1	5- 6			
4- 2	0- 0	0- 0	HOME	1- 0	0- 1	3- 1			
1- 5	0- 0	0- 0	AWAY	0- 0	0- 0	1- 5			
1- 0	0- 0	0- 0	NEUTRAL	0- 0	0- 0	1- 0			
0- 0	0- 0	0- 0	CONFERENCE	0- 0	0- 0	0- 0			
0- 0	0- 0	0- 0	HOME	0- 0	0- 0	0- 0			
0- 0	0- 0	0- 0	AWAY	0- 0	0- 0	0- 0			
0- 0	0- 0	0- 0	NEUTRAL	0- 0	0- 0	0- 0			

RPI 1-25			RPI 26-50			RPI 51-100			RPI 101+			Team's RPI: 301
RPI	S	Opponent	Score	RPI	S	Opponent	Score	RPI	S	Opponent	Score	
						98 H Idaho St.	68 59			104 H South Dakota	54 63	
										159 A Utah	51 82	
										177 A Southern Utah	65 80	
										177 H Southern Utah	59 60	
										245 A Boise St.	64 85	
										247 A Long Beach St.	43 75	
										255 A Northern Ariz.	59 73	
										255 H Northern Ariz.	73 56	
										258 H Tulsa	78 62	
										330 A Weber St.	72 65	
										330 H Weber St.	63 59	
										333 N Kent St.	46 45	
LAST 12 Division I GAMES:												
245	A	Boise St.	64 85	159	A	Utah	51 82					
258	H	Tulsa	78 62	330	A	Weber St.	72 65					
177	A	Southern Utah	65 80	104	H	South Dakota	54 63					
333	N	Kent St.	46 45	255	H	Northern Ariz.	73 56					
255	A	Northern Ariz.	59 73	177	H	Southern Utah	59 60					
98	H	Idaho St.	68 59	330	H	Weber St.	63 59					

Non-Div I Games:

Utah Valley

■ Loss,
 ■ Non-Conf,
 S Site,
 ■ Home
 ■ Away
 N Neutral

Average RPI Win:	206	WON-LOST	WINNING	LAST 10	STRENGTH OF	OPP. STRENGTH	TEAM	ADJ.	CONF.	ADJ CONF.
Average RPI Loss:	75	RECORD	PCT. RANK	GAMES	SCHEDULE	OF SCHEDULE	RPI	RPI	RPI	RPI
DIV. I ONLY	8- 4	84	7- 3	216	85	126	126	7	7	
DIV. I NON-CONF.	7- 4	99	7- 4	182	104	112	112	7	7	
TOTALS	RPI 1-25	RPI 26-50	W-L RECORDS	RPI 51-100	RPI 101-150	RPI 150+				
8- 4	0- 1	0- 1	OVERALL	0- 1	2- 0	6- 1				
3- 3	0- 0	0- 1	HOME	0- 1	1- 0	2- 1				
4- 1	0- 1	0- 0	AWAY	0- 0	1- 0	3- 0				
1- 0	0- 0	0- 0	NEUTRAL	0- 0	0- 0	1- 0				
7- 4	0- 1	0- 1	NON-CONFERENCE	0- 1	2- 0	5- 1				
2- 3	0- 0	0- 1	HOME	0- 1	1- 0	1- 1				
4- 1	0- 1	0- 0	AWAY	0- 0	1- 0	3- 0				
1- 0	0- 0	0- 0	NEUTRAL	0- 0	0- 0	1- 0				
1- 0	0- 0	0- 0	CONFERENCE	0- 0	0- 0	1- 0				
1- 0	0- 0	0- 0	HOME	0- 0	0- 0	1- 0				
0- 0	0- 0	0- 0	AWAY	0- 0	0- 0	0- 0				
0- 0	0- 0	0- 0	NEUTRAL	0- 0	0- 0	0- 0				

RPI 1-25				RPI 26-50				RPI 51-100				RPI 101+ Team's RPI: 126			
RPI	S	Opponent	Score	RPI	S	Opponent	Score	RPI	S	Opponent	Score	RPI	S	Opponent	Score
20	A	Miami (FL)	61 91	28	H	Richmond	77 78	97	H	Charlotte	58 68	122	A	UMKC	78 70
												130	H	Coppin St.	74 66
												156	H	High Point	67 82
												169	A	Liberty	52 47
												199	N	Morgan St.	73 52
												223	H	Northeastern	67 60
												239	A	Winthrop	69 52
												265	A	East Carolina	62 49
												303	H	Norfolk St.	79 59
LAST 12 Division I GAMES:															
20	A	Miami (FL)	61 91	199	N	Morgan St.	73 52								
239	A	Winthrop	69 52	303	H	Norfolk St.	79 59								
97	H	Charlotte	58 68	130	H	Coppin St.	74 66								
122	A	UMKC	78 70	265	A	East Carolina	62 49								
169	A	Liberty	52 47	223	H	Northeastern	67 60								
156	H	High Point	67 82	28	H	Richmond	77 78								

Non-Div I Games:

VCU

■ Loss,
 ■ Non-Conf,
 S Site,
 ■ Home
 ■ Away
 N Neutral

Valparaiso

Through Games Of Sunday, January 1, 2012

Average RPI Win:	212	WON-LOST	WINNING	LAST 10	STRENGTH OF	OPP. STRENGTH	TEAM	ADJ.	CONF.	ADJ CONF.
Average RPI Loss:	180	RECORD	PCT. RANK	GAMES	SCHEDULE	OF SCHEDULE	RPI	RPI	RPI	RPI
DIV. I ONLY	3- 9	272	3- 6	150	309	269	269	13	13	
DIV. I NON-CONF.	3- 7	256	3- 6	151	289	272	272	16	16	
TOTALS	RPI 1-25	RPI 26-50	W-L RECORDS	RPI 51-100	RPI 101-150	RPI 150+				
3- 9	0- 0	0- 0	OVERALL	1- 1	0- 2	2- 6				
2- 3	0- 0	0- 0	HOME	1- 0	0- 0	1- 3				
1- 5	0- 0	0- 0	AWAY	0- 1	0- 1	1- 3				
0- 1	0- 0	0- 0	NEUTRAL	0- 0	0- 1	0- 0				
3- 7	0- 0	0- 0	NON-CONFERENCE	1- 1	0- 2	2- 4				
2- 3	0- 0	0- 0	HOME	1- 0	0- 0	1- 3				
1- 3	0- 0	0- 0	AWAY	0- 1	0- 1	1- 1				
0- 1	0- 0	0- 0	NEUTRAL	0- 0	0- 1	0- 0				
0- 2	0- 0	0- 0	CONFERENCE	0- 0	0- 0	0- 2				
0- 0	0- 0	0- 0	HOME	0- 0	0- 0	0- 0				
0- 2	0- 0	0- 0	AWAY	0- 0	0- 0	0- 2				
0- 0	0- 0	0- 0	NEUTRAL	0- 0	0- 0	0- 0				

RPI 1-25			RPI 26-50			RPI 51-100			RPI 101+			Team's RPI: 269
RPI	S	Opponent	Score	RPI	S	Opponent	Score	RPI	S	Opponent	Score	
						88 A Colorado	32 60	120 N Montana St.		55 71		
						94 H Eastern Ill.	53 50	127 A Pittsburgh		56 65		
								151 A SIU Edwardsville		64 67		
								196 A Wright St.		42 58		
								203 H Lehigh		39 41		
								224 A Detroit		52 68		
								226 H Western Ill.		55 67		
								267 H IPFW		64 43		
								275 A Ball St.		67 53		
								281 H Rice		46 54		
LAST 12 Division I GAMES:												
224 A Detroit		52 68	196 A Wright St.		42 58							
120 N Montana St.		55 71	94 H Eastern Ill.		53 50							
88 A Colorado		32 60	275 A Ball St.		67 53							
226 H Western Ill.		55 67	127 A Pittsburgh		56 65							
281 H Rice		46 54	267 H IPFW		64 43							
151 A SIU Edwardsville		64 67	203 H Lehigh		39 41							

Non-Div I Games: Ind.-Northwest 80 47

Valparaiso

 Loss,
 Non-Conf,
 S Site,
 H Home
 A Away
N Neutral

Vanderbilt

Through Games Of Sunday, January 1, 2012

Average RPI Win:	189	WON-LOST	WINNING	LAST 10	STRENGTH OF	OPP. STRENGTH	TEAM	ADJ.	CONF.	ADJ CONF.
Average RPI Loss:	35	RECORD	PCT. RANK	GAMES	SCHEDULE	OF SCHEDULE	RPI	RPI	RPI	RPI
DIV. I ONLY	12- 1	8	9- 1	234	70	52	52	4	4	
DIV. I NON-CONF.	12- 1	7	11- 1	237	70	52	52	4	4	
TOTALS	RPI 1-25	RPI 26-50	W-L RECORDS	RPI 51-100	RPI 101-150	RPI 150+				
12- 1	0- 0	2- 1	OVERALL	0- 0	1- 0	9- 0				
10- 0	0- 0	2- 0	HOME	0- 0	0- 0	8- 0				
2- 1	0- 0	0- 1	AWAY	0- 0	1- 0	1- 0				
0- 0	0- 0	0- 0	NEUTRAL	0- 0	0- 0	0- 0				
12- 1	0- 0	2- 1	NON-CONFERENCE	0- 0	1- 0	9- 0				
10- 0	0- 0	2- 0	HOME	0- 0	0- 0	8- 0				
2- 1	0- 0	0- 1	AWAY	0- 0	1- 0	1- 0				
0- 0	0- 0	0- 0	NEUTRAL	0- 0	0- 0	0- 0				
0- 0	0- 0	0- 0	CONFERENCE	0- 0	0- 0	0- 0				
0- 0	0- 0	0- 0	HOME	0- 0	0- 0	0- 0				
0- 0	0- 0	0- 0	AWAY	0- 0	0- 0	0- 0				
0- 0	0- 0	0- 0	NEUTRAL	0- 0	0- 0	0- 0				

RPI 1-25			RPI 26-50			RPI 51-100			Team's RPI: 52	RPI 101+		
RPI	S	Opponent	Score	RPI	S	Opponent	Score	RPI	S	Opponent	Score	
				35	A	North Carolina St.	59 66			150	A	UT Martin 99 84
				41	H	Florida St.	64 59			156	H	High Point 70 54
				48	H	Oklahoma	78 66			163	H	Denver 77 56
										164	H	Sam Houston St. 79 56
										168	H	Alabama A&M 86 55
										226	H	Western Ill. 95 51
										259	H	Western Caro. 81 36
										272	H	S.C. Upstate 88 42
										292	A	Austin Peay 83 51
										332	H	Lipscomb 81 39
LAST 12 Division I GAMES:												
259	H	Western Caro.	81 36	41	H	Florida St.	64 59					
48	H	Oklahoma	78 66	35	A	North Carolina St.	59 66					
332	H	Lipscomb	81 39	150	A	UT Martin	99 84					
164	H	Sam Houston St.	79 56	156	H	High Point	70 54					
272	H	S.C. Upstate	88 42	163	H	Denver	77 56					
226	H	Western Ill.	95 51	292	A	Austin Peay	83 51					

Non-Div I Games:

Vanderbilt

Loss, Non-Conf, S Site, H Home A Away N Neutral

Average RPI Win:	242	WON-LOST	WINNING	LAST 10	STRENGTH OF	OPP. STRENGTH	TEAM	ADJ.	CONF.	ADJ CONF.
Average RPI Loss:	150	RECORD	PCT. RANK	GAMES	SCHEDULE	OF SCHEDULE	RPI	RPI	RPI	RPI
DIV. I ONLY	6- 7	184	2- 8	295	177	234	234	14	14	
DIV. I NON-CONF.	6- 7	180	4- 7	299	175	233	233	14	14	
TOTALS	RPI 1-25	RPI 26-50	W-L RECORDS	RPI 51-100	RPI 101-150	RPI 150+				
6- 7	0- 1	0- 1	OVERALL	1- 1	1- 1	4- 4				
3- 1	0- 0	0- 0	HOME	1- 0	1- 0	1- 2				
2- 4	0- 0	0- 1	AWAY	0- 1	0- 0	2- 2				
1- 2	0- 1	0- 0	NEUTRAL	0- 0	0- 1	1- 0				
6- 7	0- 1	0- 1	NON-CONFERENCE	1- 1	1- 1	4- 3				
3- 1	0- 0	0- 0	HOME	1- 0	1- 0	1- 1				
2- 4	0- 0	0- 1	AWAY	0- 1	0- 0	2- 2				
1- 2	0- 1	0- 0	NEUTRAL	0- 0	0- 1	1- 0				
0- 1	0- 0	0- 0	CONFERENCE	0- 0	0- 0	0- 1				
0- 1	0- 0	0- 0	HOME	0- 0	0- 0	0- 1				
0- 0	0- 0	0- 0	AWAY	0- 0	0- 0	0- 0				
0- 0	0- 0	0- 0	NEUTRAL	0- 0	0- 0	0- 0				

RPI S	Opponent	Score	RPI S	Opponent	Score	RPI S	Opponent	Score	RPI S	Opponent	Score	Team's RPI: 234
17 N	Georgetown	53 65	34 A	Nebraska	41 94	54 H	Saint Joseph's	80 67	117 H	Fairfield	65 48	
						89 A	Marquette	60 71	137 N	La Salle	59 68	
									219 A	Brown	57 61	
									223 A	Northeastern	62 78	
									235 H	Stony Brook	47 54	
									248 H	Dartmouth	62 72	
									305 N	Texas Southern	72 60	
									311 H	Colgate	61 49	
									327 A	Columbia	63 52	
									340 A	Houston Baptist	60 47	
LAST 12 Division I GAMES:												
235 H	Stony Brook	47 54	137 N	La Salle	59 68							
305 N	Texas Southern	72 60	17 N	Georgetown	53 65							
340 A	Houston Baptist	60 47	89 A	Marquette	60 71							
248 H	Dartmouth	62 72	34 A	Nebraska	41 94							
54 H	Saint Joseph's	80 67	219 A	Brown	57 61							
311 H	Colgate	61 49	223 A	Northeastern	62 78							

Non-Div I Games:

Vermont

 Loss,
 Non-Conf,
S Site,
 Home
 Away
N Neutral

Average RPI Win:	118	WON-LOST	WINNING	LAST 10	STRENGTH OF	OPP. STRENGTH	TEAM	ADJ.	CONF.	ADJ CONF.
Average RPI Loss:	83	RECORD	PCT. RANK	GAMES	SCHEDULE	OF SCHEDULE	RPI	RPI	RPI	RPI
DIV. I ONLY	9- 3	57	6- 3	41	16	16	16	16	2	2
DIV. I NON-CONF.	8- 3	71	7- 3	40	14	16	16	16	2	2
TOTALS	RPI 1-25	RPI 26-50	W-L RECORDS	RPI 51-100	RPI 101-150	RPI 150+				
9- 3	0- 2	0- 0	OVERALL	3- 0	4- 0	2- 1				
1- 1	0- 1	0- 0	HOME	1- 0	0- 0	0- 0				
6- 2	0- 1	0- 0	AWAY	1- 0	3- 0	2- 1				
2- 0	0- 0	0- 0	NEUTRAL	1- 0	1- 0	0- 0				
8- 3	0- 2	0- 0	NON-CONFERENCE	3- 0	3- 0	2- 1				
1- 1	0- 1	0- 0	HOME	1- 0	0- 0	0- 0				
5- 2	0- 1	0- 0	AWAY	1- 0	2- 0	2- 1				
2- 0	0- 0	0- 0	NEUTRAL	1- 0	1- 0	0- 0				
1- 0	0- 0	0- 0	CONFERENCE	0- 0	1- 0	0- 0				
0- 0	0- 0	0- 0	HOME	0- 0	0- 0	0- 0				
1- 0	0- 0	0- 0	AWAY	0- 0	1- 0	0- 0				
0- 0	0- 0	0- 0	NEUTRAL	0- 0	0- 0	0- 0				

RPI 1-25				Team's RPI: 16				RPI 26-50				RPI 51-100				RPI 101+			
RPI	S	Opponent	Score	RPI	S	Opponent	Score	RPI	S	Opponent	Score	RPI	S	Opponent	Score	RPI	S	Opponent	Score
1	H	Delaware	56 64									54	H	Saint Joseph's	52 46	108	A	Temple	56 47
12	A	Princeton	41 56									61	A	Marist	60 53	114	N	Michigan St.	75 64
												62	N	St. Bonaventure	55 44	118	A	Providence	69 42
																137	A	La Salle	67 51
																203	A	Lehigh	62 54
																205	A	Iona	76 47
																237	A	Monmouth	48 49
LAST 12 Division I GAMES:																			
237	A	Monmouth	48 49	62	N	St. Bonaventure	55 44												
1	H	Delaware	56 64	108	A	Temple	56 47												
12	A	Princeton	41 56	54	H	Saint Joseph's	52 46												
61	A	Marist	60 53	118	A	Providence	69 42												
205	A	Iona	76 47	137	A	La Salle	67 51												
114	N	Michigan St.	75 64	203	A	Lehigh	62 54												

Non-Div I Games: USciences 77 44

Villanova

■ Loss,
 ■ Non-Conf,
 ■ S Site,
 ■ H Home
 ■ A Away
 N Neutral

Virginia

Through Games Of Sunday, January 1, 2012

Average RPI Win:	151	WON-LOST	WINNING	LAST 10	STRENGTH OF	OPP. STRENGTH	TEAM	ADJ.	CONF.	ADJ CONF.
Average RPI Loss:	45	RECORD	PCT. RANK	GAMES	SCHEDULE	OF SCHEDULE	RPI	RPI	RPI	RPI
DIV. I ONLY	12- 2	17	8- 2	59	77	24	24	6	6	
DIV. I NON-CONF.	12- 2	19	9- 2	61	81	23	23	5	5	
TOTALS	RPI 1-25	RPI 26-50	W-L RECORDS	RPI 51-100	RPI 101-150	RPI 150+				
12- 2	1- 1	2- 0	OVERALL	0- 2	2- 0	7- 0				
9- 0	1- 0	1- 0	HOME	0- 0	1- 0	6- 0				
3- 0	0- 1	1- 0	AWAY	0- 0	1- 0	1- 0				
0- 2	0- 0	0- 0	NEUTRAL	0- 2	0- 0	0- 0				
12- 2	1- 0	2- 0	NON-CONFERENCE	0- 2	2- 0	7- 0				
9- 0	1- 0	1- 0	HOME	0- 0	1- 0	6- 0				
3- 0	0- 0	1- 0	AWAY	0- 0	1- 0	1- 0				
0- 2	0- 0	0- 0	NEUTRAL	0- 2	0- 0	0- 0				
0- 1	0- 1	0- 0	CONFERENCE	0- 0	0- 0	0- 0				
0- 0	0- 0	0- 0	HOME	0- 0	0- 0	0- 0				
0- 1	0- 1	0- 0	AWAY	0- 0	0- 0	0- 0				
0- 0	0- 0	0- 0	NEUTRAL	0- 0	0- 0	0- 0				

RPI 1-25				RPI 26-50				RPI 51-100				RPI 101+			
RPI	S	Opponent	Score	RPI	S	Opponent	Score	RPI	S	Opponent	Score	RPI	S	Opponent	Score
2	H	Tennessee	69 64	28	A	Richmond	69 56	53	N	California	50 59	101	H	Appalachian St.	80 48
22	A	Duke	66 77	37	H	James Madison	59 53	60	N	Texas	53 79	118	A	Providence	55 38
												156	H	High Point	67 41
												169	H	Liberty	64 38
												198	H	Massachusetts	53 38
												204	H	Indiana	65 49
												210	A	Hawaii	60 43
												266	H	Radford	92 43
												324	H	Wagner	84 41
LAST 12 Division I GAMES:															
		22	A	Duke	66	77				198	H	Massachusetts	53	38	
		204	H	Indiana	65	49				324	H	Wagner	84	41	
		53	N	California	50	59				37	H	James Madison	59	53	
		210	A	Hawaii	60	43				266	H	Radford	92	43	
		60	N	Texas	53	79				169	H	Liberty	64	38	
		2	H	Tennessee	69	64				28	A	Richmond	69	56	

Non-Div I Games:

Virginia

■ Loss,
 ■ Non-Conf, S Site,
 ■ Home
 ■ Away
 N Neutral

Average RPI Win:	247	WON-LOST	WINNING	LAST 10	STRENGTH OF	OPP. STRENGTH	TEAM	ADJ.	CONF.	ADJ CONF.
Average RPI Loss:	100	RECORD	PCT. RANK	GAMES	SCHEDULE	OF SCHEDULE	RPI	RPI	RPI	RPI
DIV. I ONLY	4- 9	250	3- 7	141	121	215	215	6	6	
DIV. I NON-CONF.	4- 9	251	3- 8	146	118	219	219	5	5	
TOTALS	RPI 1-25	RPI 26-50	W-L RECORDS	RPI 51-100	RPI 101-150	RPI 150+				
4- 9	0- 0	0- 2	OVERALL	0- 4	1- 2	4- 1				
2- 3	0- 0	0- 0	HOME	0- 2	1- 1	1- 0				
2- 5	0- 0	0- 1	AWAY	0- 2	0- 0	3- 1				
0- 1	0- 0	0- 0	NEUTRAL	0- 0	0- 1	0- 0				
4- 9	0- 0	0- 2	NON-CONFERENCE	0- 4	1- 2	3- 1				
2- 3	0- 0	0- 0	HOME	0- 2	1- 1	1- 0				
2- 5	0- 0	0- 2	AWAY	0- 2	0- 0	2- 1				
0- 1	0- 0	0- 0	NEUTRAL	0- 0	0- 1	0- 0				
1- 0	0- 0	0- 0	CONFERENCE	0- 0	0- 0	1- 0				
0- 0	0- 0	0- 0	HOME	0- 0	0- 0	0- 0				
1- 0	0- 0	0- 0	AWAY	0- 0	0- 0	1- 0				
0- 0	0- 0	0- 0	NEUTRAL	0- 0	0- 0	0- 0				

RPI 1-25				RPI 26-50				RPI 51-100				RPI 101+ Team's RPI: 215			
RPI	S	Opponent	Score	RPI	S	Opponent	Score	RPI	S	Opponent	Score	RPI	S	Opponent	Score
				26	A	Penn St.	28 66	63	A	Iowa	47 58	131	N	Minnesota	64 65
				40	A	St. Mary's (CA)	47 60	70	A	Fla. Gulf Coast	41 69	145	H	William & Mary	59 78
								90	H	Cincinnati	55 66	147	H	UMBC	57 52
								97	H	Charlotte	65 71	229	A	Old Dominion	77 65
												242	A	UCF	32 41
												253	A	Clemson	55 33
												264	A	George Washington	55 48
												342	H	N.C. Central	70 52
LAST 12 Division I GAMES:															
				253	A	Clemson	55 33	147	H	UMBC	57 52				
				63	A	Iowa	47 58	90	H	Cincinnati	55 66				
				131	N	Minnesota	64 65	70	A	Fla. Gulf Coast	41 69				
				40	A	St. Mary's (CA)	47 60	242	A	UCF	32 41				
				145	H	William & Mary	59 78	342	H	N.C. Central	70 52				
				264	A	George Washington	55 48	26	A	Penn St.	28 66				

Non-Div I Games:

Virginia Tech

■ Loss,
 ■ Non-Conf,
 ■ S Site,
 ■ H Home
 ■ A Away
 N Neutral

Average RPI Win:	334	WON-LOST	WINNING	LAST 10	STRENGTH OF	OPP. STRENGTH	TEAM	ADJ.	CONF.	ADJ CONF.
Average RPI Loss:	177	RECORD	PCT. RANK	GAMES	SCHEDULE	OF SCHEDULE	RPI	RPI	RPI	RPI
DIV. I ONLY	2- 11	313	1- 9	265	246	324	324	20	20	
DIV. I NON-CONF.	1- 10	331	1- 9	275	201	323	323	21	21	
TOTALS	RPI 1-25	RPI 26-50	W-L RECORDS	RPI 51-100	RPI 101-150	RPI 150+				
2- 11	0- 1	0- 1	OVERALL	0- 2	0- 0	2- 7				
2- 2	0- 0	0- 0	HOME	0- 0	0- 0	2- 2				
0- 8	0- 1	0- 1	AWAY	0- 2	0- 0	0- 4				
0- 1	0- 0	0- 0	NEUTRAL	0- 0	0- 0	0- 1				
1- 10	0- 1	0- 1	NON-CONFERENCE	0- 1	0- 0	1- 7				
1- 2	0- 0	0- 0	HOME	0- 0	0- 0	1- 2				
0- 7	0- 1	0- 1	AWAY	0- 1	0- 0	0- 4				
0- 1	0- 0	0- 0	NEUTRAL	0- 0	0- 0	0- 1				
1- 1	0- 0	0- 0	CONFERENCE	0- 1	0- 0	1- 0				
1- 0	0- 0	0- 0	HOME	0- 0	0- 0	1- 0				
0- 1	0- 0	0- 0	AWAY	0- 1	0- 0	0- 0				
0- 0	0- 0	0- 0	NEUTRAL	0- 0	0- 0	0- 0				

RPI S	Opponent	Score	RPI S	Opponent	Score	RPI S	Opponent	Score	RPI S	Opponent	Score	Team's RPI: 324
24	A Virginia	41 84	26	A Penn St.	42 103	72	A Long Island	41 72	197	H New Hampshire	72 73	
						81	A St. John's (NY)	34 54	203	H Lehigh	44 63	
									209	A Lafayette	55 66	
									211	N Elon	57 60	
									287	A Army	46 70	
									311	A Colgate	59 71	
									325	A NJIT	65 68	
									327	H Columbia	66 54	
									341	H St. Francis (NY)	49 45	
LAST 12 Division I GAMES:												
211	N	Elon	57	60	24	A	Virginia	41	84			
203	H	Lehigh	44	63	197	H	New Hampshire	72	73			
209	A	Lafayette	55	66	26	A	Penn St.	42	103			
81	A	St. John's (NY)	34	54	311	A	Colgate	59	71			
325	A	NJIT	65	68	72	A	Long Island	41	72			
327	H	Columbia	66	54	341	H	St. Francis (NY)	49	45			

Non-Div I Games:

Wagner

Wake Forest

Through Games Of Sunday, January 1, 2012

Average RPI Win:	200	WON-LOST	WINNING	LAST 10	STRENGTH OF	OPP. STRENGTH	TEAM	ADJ.	CONF.	ADJ CONF.
Average RPI Loss:	35	RECORD	PCT. RANK	GAMES	SCHEDULE	OF SCHEDULE	RPI	RPI	RPI	RPI
DIV. I ONLY	10- 3	46	8- 2	158	84	95	95	6	6	
DIV. I NON-CONF.	10- 3	52	9- 3	160	89	94	94	5	5	
TOTALS	RPI 1-25	RPI 26-50	W-L RECORDS	RPI 51-100	RPI 101-150	RPI 150+				
10- 3	0- 1	0- 1	OVERALL	0- 1	4- 0	6- 0				
8- 3	0- 1	0- 1	HOME	0- 1	3- 0	5- 0				
2- 0	0- 0	0- 0	AWAY	0- 0	1- 0	1- 0				
0- 0	0- 0	0- 0	NEUTRAL	0- 0	0- 0	0- 0				
10- 3	0- 1	0- 1	NON-CONFERENCE	0- 1	4- 0	6- 0				
8- 3	0- 1	0- 1	HOME	0- 1	3- 0	5- 0				
2- 0	0- 0	0- 0	AWAY	0- 0	1- 0	1- 0				
0- 0	0- 0	0- 0	NEUTRAL	0- 0	0- 0	0- 0				
0- 0	0- 0	0- 0	CONFERENCE	0- 0	0- 0	0- 0				
0- 0	0- 0	0- 0	HOME	0- 0	0- 0	0- 0				
0- 0	0- 0	0- 0	AWAY	0- 0	0- 0	0- 0				
0- 0	0- 0	0- 0	NEUTRAL	0- 0	0- 0	0- 0				

RPI 1-25				RPI 26-50				RPI 51-100				Team's RPI: 95	RPI 101+			
RPI	S	Opponent	Score	RPI	S	Opponent	Score	RPI	S	Opponent	Score		RPI	S	Opponent	Score
1	H	Delaware	57 70	33	H	Kansas	73 74	71	H	Howard	59 63		107	A	Seton Hall	60 44
													130	H	Coppin St.	80 58
													131	H	Minnesota	82 65
													149	H	Davidson	68 66
													173	A	SMU	65 53
													186	H	Md.-East. Shore	77 45
													237	H	Monmouth	88 54
													266	H	Radford	90 67
													304	H	Mercer	90 44
													313	H	Jacksonville	83 54
LAST 12 Division I GAMES:																
149	H	Davidson	68 66	186	H	Md.-East. Shore	77 45	173	A	SMU	65 53		71	H	Howard	59 63
131	H	Minnesota	82 65					1	H	Delaware	57 70		266	H	Radford	90 67
313	H	Jacksonville	83 54					107	A	Seton Hall	60 44					
304	H	Mercer	90 44													
33	H	Kansas	73 74													
130	H	Coppin St.	80 58													

Non-Div I Games:

Wake Forest

■ Loss,
■ Non-Conf, S Site,
■ Home
■ Away
N Neutral

Average RPI Win:	236	WON-LOST	WINNING	LAST 10	STRENGTH OF	OPP. STRENGTH	TEAM	ADJ.	CONF.	ADJ CONF.
Average RPI Loss:	107	RECORD	PCT. RANK	GAMES	SCHEDULE	OF SCHEDULE	RPI	RPI	RPI	RPI
DIV. I ONLY	8- 4	84	7- 3	231	163	129	129	5	5	
DIV. I NON-CONF.	8- 2	46	8- 2	293	163	161	161	6	6	
TOTALS	RPI 1-25	RPI 26-50	W-L RECORDS	RPI 51-100	RPI 101-150	RPI 150+				
8- 4	0- 0	0- 0	OVERALL	0- 2	1- 1	7- 1				
6- 1	0- 0	0- 0	HOME	0- 1	1- 0	5- 0				
2- 3	0- 0	0- 0	AWAY	0- 1	0- 1	2- 1				
0- 0	0- 0	0- 0	NEUTRAL	0- 0	0- 0	0- 0				
8- 2	0- 0	0- 0	NON-CONFERENCE	0- 1	1- 1	7- 0				
6- 1	0- 0	0- 0	HOME	0- 1	1- 0	5- 0				
2- 1	0- 0	0- 0	AWAY	0- 0	0- 1	2- 0				
0- 0	0- 0	0- 0	NEUTRAL	0- 0	0- 0	0- 0				
0- 2	0- 0	0- 0	CONFERENCE	0- 1	0- 0	0- 1				
0- 0	0- 0	0- 0	HOME	0- 0	0- 0	0- 0				
0- 2	0- 0	0- 0	AWAY	0- 1	0- 0	0- 1				
0- 0	0- 0	0- 0	NEUTRAL	0- 0	0- 0	0- 0				

RPI 1-25				RPI 26-50				RPI 51-100				RPI 101+ Team's RPI: 129			
RPI	S	Opponent	Score	RPI	S	Opponent	Score	RPI	S	Opponent	Score	RPI	S	Opponent	Score
								79	A	Oregon St.	55 60	106	A	San Diego St.	51 63
								87	H	UC Davis	68 69	140	H	Portland	61 49
												155	A	Oregon	86 88
												176	H	Seattle	72 53
												206	H	Cal St. Northridge	73 67
												212	A	UC Santa Barbara	46 37
												247	H	Long Beach St.	80 46
												289	H	Southern U.	64 56
												297	A	Idaho	66 49
												318	H	Houston	85 60
LAST 12 Division I GAMES:															
155	A	Oregon	86 88	79	A	Oregon St.	55 60								
106	A	San Diego St.	51 63	289	H	Southern U.	64 56								
212	A	UC Santa Barbara	46 37	318	H	Houston	85 60								
206	H	Cal St. Northridge	73 67	140	H	Portland	61 49								
176	H	Seattle	72 53	247	H	Long Beach St.	80 46								
87	H	UC Davis	68 69	297	A	Idaho	66 49								

Non-Div I Games:

Washington

Average RPI Win:	147	WON-LOST	WINNING	LAST 10	STRENGTH OF	OPP. STRENGTH	TEAM	ADJ.	CONF.	ADJ CONF.
Average RPI Loss:	33	RECORD	PCT. RANK	GAMES	SCHEDULE	OF SCHEDULE	RPI	RPI	RPI	RPI
DIV. I ONLY	8- 6	133	6- 4	18	42	39	39	5	5	
DIV. I NON-CONF.	6- 6	158	5- 5	20	29	43	43	6	6	
TOTALS	RPI 1-25	RPI 26-50	W-L RECORDS	RPI 51-100	RPI 101-150	RPI 150+				
8- 6	0- 3	0- 2	OVERALL	3- 0	2- 1	3- 0				
2- 2	0- 1	0- 1	HOME	0- 0	1- 0	1- 0				
3- 3	0- 1	0- 1	AWAY	1- 0	1- 1	1- 0				
3- 1	0- 1	0- 0	NEUTRAL	2- 0	0- 0	1- 0				
6- 6	0- 3	0- 2	NON-CONFERENCE	2- 0	2- 1	2- 0				
2- 2	0- 1	0- 1	HOME	0- 0	1- 0	1- 0				
1- 3	0- 1	0- 1	AWAY	0- 0	1- 1	0- 0				
3- 1	0- 1	0- 0	NEUTRAL	2- 0	0- 0	1- 0				
2- 0	0- 0	0- 0	CONFERENCE	1- 0	0- 0	1- 0				
0- 0	0- 0	0- 0	HOME	0- 0	0- 0	0- 0				
2- 0	0- 0	0- 0	AWAY	1- 0	0- 0	1- 0				
0- 0	0- 0	0- 0	NEUTRAL	0- 0	0- 0	0- 0				

RPI 1-25				RPI 26-50				Team's RPI: 39				RPI 51-100				RPI 101+			
RPI	S	Opponent	Score	RPI	S	Opponent	Score	RPI	S	Opponent	Score	RPI	S	Opponent	Score	RPI	S	Opponent	Score
9	N	Michigan	39 69	26	A	Penn St.	60 72	79	A	Oregon St.	61 54	102	A	South Dakota St.	58 63				
14	A	Ohio St.	57 79	27	H	Louisville	71 75	80	N	UNC Wilmington	72 60	106	H	San Diego St.	65 50				
19	H	Gonzaga	69 71					89	N	Marquette	65 52	124	A	Wisconsin	69 51				
												155	A	Oregon	75 47				
												268	N	Prairie View	90 52				
												276	H	UC Riverside	74 35				
LAST 12 Division I GAMES:																			
79	A	Oregon St.	61 54	155	A	Oregon	75 47												
268	N	Prairie View	90 52	14	A	Ohio St.	57 79												
9	N	Michigan	39 69	27	H	Louisville	71 75												
89	N	Marquette	65 52	276	H	UC Riverside	74 35												
102	A	South Dakota St.	58 63	106	H	San Diego St.	65 50												
124	A	Wisconsin	69 51	19	H	Gonzaga	69 71												

Non-Div I Games:

Washington St.

Average RPI Win:	282	WON-LOST	WINNING	LAST 10	STRENGTH OF	OPP. STRENGTH	TEAM	ADJ.	CONF.	ADJ CONF.
Average RPI Loss:	218	RECORD	PCT. RANK	GAMES	SCHEDULE	OF SCHEDULE	RPI	RPI	RPI	RPI
DIV. I ONLY	2- 12	316	2- 8	256	332	330	330	19	19	
DIV. I NON-CONF.	2- 11	309	2- 9	256	334	328	328	18	18	
TOTALS	RPI 1-25	RPI 26-50	W-L RECORDS	RPI 51-100	RPI 101-150	RPI 150+				
2- 12	0- 0	0- 1	OVERALL	0- 1	0- 0	2- 10				
2- 3	0- 0	0- 1	HOME	0- 0	0- 0	2- 2				
0- 7	0- 0	0- 0	AWAY	0- 1	0- 0	0- 6				
0- 2	0- 0	0- 0	NEUTRAL	0- 0	0- 0	0- 2				
2- 11	0- 0	0- 1	NON-CONFERENCE	0- 1	0- 0	2- 9				
2- 3	0- 0	0- 1	HOME	0- 0	0- 0	2- 2				
0- 6	0- 0	0- 0	AWAY	0- 1	0- 0	0- 5				
0- 2	0- 0	0- 0	NEUTRAL	0- 0	0- 0	0- 2				
0- 1	0- 0	0- 0	CONFERENCE	0- 0	0- 0	0- 1				
0- 0	0- 0	0- 0	HOME	0- 0	0- 0	0- 0				
0- 1	0- 0	0- 0	AWAY	0- 0	0- 0	0- 1				
0- 0	0- 0	0- 0	NEUTRAL	0- 0	0- 0	0- 0				

RPI 1-25				RPI 26-50				RPI 51-100				RPI 101+				Team's RPI: 330	
RPI	S	Opponent	Score	RPI	S	Opponent	Score	RPI	S	Opponent	Score	RPI	S	Opponent	Score		
				50	H	BYU	67 84	88	A	Colorado	59 77	155	A	Oregon	73 88		
												159	A	Utah	63 81		
												178	A	Utah St.	63 73		
												245	A	Boise St.	68 86		
												249	N	Nicholls St.	56 83		
												257	H	CSU Bakersfield	85 72		
												277	A	Sacramento St.	60 78		
												298	N	UC Irvine	54 57		
												301	A	Utah Valley	59 63		
												301	H	Utah Valley	65 72		
												307	H	San Jose St.	69 67		
												320	H	Wyoming	68 76		
LAST 12 Division I GAMES:																	
				277	A	Sacramento St.	60 78	301	H	Utah Valley	65 72						
				159	A	Utah	63 81	88	A	Colorado	59 77						
				298	N	UC Irvine	54 57	320	H	Wyoming	68 76						
				249	N	Nicholls St.	56 83	257	H	CSU Bakersfield	85 72						
				155	A	Oregon	73 88	301	A	Utah Valley	59 63						
				50	H	BYU	67 84	307	H	San Jose St.	69 67						

Non-Div I Games:

Weber St.

Average RPI Win: 199	WON-LOST	WINNING	LAST 10	STRENGTH OF	OPP. STRENGTH	TEAM	ADJ.	CONF.	ADJ CONF.
Average RPI Loss: 104	RECORD	PCT. RANK	GAMES	SCHEDULE	OF SCHEDULE	RPI	RPI	RPI	RPI
DIV. I ONLY	10- 3	46	8- 2	161	216	83	83	2	2
DIV. I NON-CONF.	9- 3	62	8- 3	203	218	96	96	2	2
<hr/>									
TOTALS	RPI 1-25	RPI 26-50	W-L RECORDS	RPI 51-100	RPI 101-150	RPI 150+			
10- 3	0- 0	0- 1	OVERALL	2- 1	2- 0	6- 1			
8- 1	0- 0	0- 0	HOME	0- 1	2- 0	6- 0			
1- 2	0- 0	0- 1	AWAY	1- 0	0- 0	0- 1			
1- 0	0- 0	0- 0	NEUTRAL	1- 0	0- 0	0- 0			
9- 3	0- 0	0- 1	NON-CONFERENCE	1- 1	2- 0	6- 1			
8- 1	0- 0	0- 0	HOME	0- 1	2- 0	6- 0			
0- 2	0- 0	0- 1	AWAY	0- 0	0- 0	0- 1			
1- 0	0- 0	0- 0	NEUTRAL	1- 0	0- 0	0- 0			
1- 0	0- 0	0- 0	CONFERENCE	1- 0	0- 0	0- 0			
0- 0	0- 0	0- 0	HOME	0- 0	0- 0	0- 0			
1- 0	0- 0	0- 0	AWAY	1- 0	0- 0	0- 0			
0- 0	0- 0	0- 0	NEUTRAL	0- 0	0- 0	0- 0			

RPI 1-25				RPI 26-50				RPI 51-100				Team's RPI: 83	RPI 101+			
RPI	S	Opponent	Score	RPI	S	Opponent	Score	RPI	S	Opponent	Score		RPI	S	Opponent	Score
				44	A	Duquesne	55 61	62	H	St. Bonaventure	48 56		137	H	La Salle	63 52
								84	N	UCLA	63 54		146	H	Boston U.	78 53
								99	A	Syracuse	76 72		167	H	Mt. St. Mary's	94 32
													183	H	Youngstown St.	69 37
													206	A	Cal St. Northridge	47 48
													211	H	Elon	84 36
													293	H	North Florida	86 30
													328	H	Bucknell	72 30
													342	H	N.C. Central	97 24
LAST 12 Division I GAMES:																
				211	H	Elon	84 36	328	H	Bucknell	72 30					
				137	H	La Salle	63 52	167	H	Mt. St. Mary's	94 32					
				206	A	Cal St. Northridge	47 48	44	A	Duquesne	55 61					
				84	N	UCLA	63 54	293	H	North Florida	86 30					
				342	H	N.C. Central	97 24	99	A	Syracuse	76 72					
				62	H	St. Bonaventure	48 56	146	H	Boston U.	78 53					

Non-Div I Games:

West Virginia

Western Caro.

Through Games Of Sunday, January 1, 2012

Average RPI Win:	288	WON-LOST	WINNING	LAST 10	STRENGTH OF	OPP. STRENGTH	TEAM	ADJ.	CONF.	ADJ CONF.
Average RPI Loss:	152	RECORD	PCT. RANK	GAMES	SCHEDULE	OF SCHEDULE	RPI	RPI	RPI	RPI
DIV. I ONLY	4- 8	240	2- 8	168	341	259	259	18	18	
DIV. I NON-CONF.	4- 4	158	4- 4	272	341	300	300	15	15	
TOTALS	RPI 1-25	RPI 26-50	W-L RECORDS	RPI 51-100	RPI 101-150	RPI 150+				
4- 8	0- 0	0- 0	OVERALL	0- 2	0- 3	5- 3				
2- 4	0- 0	0- 0	HOME	0- 0	0- 3	2- 1				
2- 4	0- 0	0- 0	AWAY	0- 2	0- 0	3- 2				
0- 0	0- 0	0- 0	NEUTRAL	0- 0	0- 0	0- 0				
4- 4	0- 0	0- 0	NON-CONFERENCE	0- 1	0- 1	5- 2				
2- 2	0- 0	0- 0	HOME	0- 0	0- 1	2- 1				
3- 2	0- 0	0- 0	AWAY	0- 1	0- 0	3- 1				
0- 0	0- 0	0- 0	NEUTRAL	0- 0	0- 0	0- 0				
0- 4	0- 0	0- 0	CONFERENCE	0- 1	0- 2	0- 1				
0- 2	0- 0	0- 0	HOME	0- 0	0- 2	0- 0				
0- 2	0- 0	0- 0	AWAY	0- 1	0- 0	0- 1				
0- 0	0- 0	0- 0	NEUTRAL	0- 0	0- 0	0- 0				

RPI 1-25				RPI 26-50				RPI 51-100				RPI 101+				Team's RPI: 259	
RPI	S	Opponent	Score	RPI	S	Opponent	Score	RPI	S	Opponent	Score	RPI	S	Opponent	Score		
								52	A	Vanderbilt	36	81	101	H	Appalachian St.	46	82
								76	A	Chattanooga	58	64	141	H	Georgia St.	59	64
													149	H	Davidson	46	64
													189	H	Charleston So.	69	65
													218	A	Samford	61	64
													227	A	Campbell	43	59
													252	H	Coastal Caro.	56	66
													272	A	S.C. Upstate	63	58
													302	A	Tennessee Tech	61	58
													335	H	UNC Asheville	65	53
													342	A	N.C. Central	62	49
LAST 12 Division I GAMES:																	
272	A	S.C. Upstate	63	58	52	A	Vanderbilt	36	81								
302	A	Tennessee Tech	61	58	76	A	Chattanooga	58	64								
252	H	Coastal Caro.	56	66	218	A	Samford	61	64								
227	A	Campbell	43	59	101	H	Appalachian St.	46	82								
335	H	UNC Asheville	65	53	149	H	Davidson	46	64								
189	H	Charleston So.	69	65	141	H	Georgia St.	59	64								

Non-Div I Games:

Western Caro.

■ Loss,
 ■ Non-Conf,
 ■ S Site,
 ■ H Home
 ■ A Away
 N Neutral

Average RPI Win:	273	WON-LOST	WINNING	LAST 10	STRENGTH OF	OPP. STRENGTH	TEAM	ADJ.	CONF.	ADJ CONF.
Average RPI Loss:	120	RECORD	PCT. RANK	GAMES	SCHEDULE	OF SCHEDULE	RPI	RPI	RPI	RPI
DIV. I ONLY	3- 7	260	3- 5	187	180	226	226	11	11	
DIV. I NON-CONF.	1- 6	312	1- 6	110	167	195	195	11	11	
TOTALS	RPI 1-25	RPI 26-50	W-L RECORDS	RPI 51-100	RPI 101-150	RPI 150+				
3- 7	0- 0	0- 0	OVERALL	0- 3	0- 2	3- 2				
1- 2	0- 0	0- 0	HOME	0- 0	0- 1	1- 1				
2- 5	0- 0	0- 0	AWAY	0- 3	0- 1	2- 1				
0- 0	0- 0	0- 0	NEUTRAL	0- 0	0- 0	0- 0				
1- 6	0- 0	0- 0	NON-CONFERENCE	0- 3	0- 1	1- 2				
0- 1	0- 0	0- 0	HOME	0- 0	0- 0	0- 1				
1- 5	0- 0	0- 0	AWAY	0- 3	0- 1	1- 1				
0- 0	0- 0	0- 0	NEUTRAL	0- 0	0- 0	0- 0				
2- 1	0- 0	0- 0	CONFERENCE	0- 0	0- 1	2- 0				
1- 1	0- 0	0- 0	HOME	0- 0	0- 1	1- 0				
1- 0	0- 0	0- 0	AWAY	0- 0	0- 0	1- 0				
0- 0	0- 0	0- 0	NEUTRAL	0- 0	0- 0	0- 0				

RPI 1-25				RPI 26-50				RPI 51-100				RPI 101+				Team's RPI: 226	
RPI	S	Opponent	Score	RPI	S	Opponent	Score	RPI	S	Opponent	Score	RPI	S	Opponent	Score		
								52	A	Vanderbilt	51	95	102	H	South Dakota St.	56	82
								63	A	Iowa	45	98	113	A	Bradley	64	93
								94	A	Eastern Ill.	55	88	188	A	Northern Ill.	84	91
												228	H	Milwaukee	66	79	
												251	H	North Dakota St.	68	65	
												269	A	Valparaiso	67	55	
												299	A	IUPUI	65	60	
LAST 12 Division I GAMES:																	
299	A	IUPUI	65	60	113	A	Bradley	64	93								
269	A	Valparaiso	67	55	63	A	Iowa	45	98								
188	A	Northern Ill.	84	91	94	A	Eastern Ill.	55	88								
52	A	Vanderbilt	51	95	251	H	North Dakota St.	68	65								
					102	H	South Dakota St.	56	82								
					228	H	Milwaukee	66	79								

Non-Div I Games: Hannibal-La Grange 87 65 Neb. Omaha 58 65 William Woods 73 52

Western Ill.

Average RPI Win:	203	WON-LOST	WINNING	LAST 10	STRENGTH OF	OPP. STRENGTH	TEAM	ADJ.	CONF.	ADJ CONF.
Average RPI Loss:	125	RECORD	PCT. RANK	GAMES	SCHEDULE	OF SCHEDULE	RPI	RPI	RPI	RPI
DIV. I ONLY	3- 10	283	3- 7	26	285	201	201	22	22	
DIV. I NON-CONF.	2- 9	294	2- 8	16	295	175	175	20	20	
TOTALS	RPI 1-25	RPI 26-50	W-L RECORDS	RPI 51-100	RPI 101-150	RPI 150+				
3- 10	0- 1	0- 3	OVERALL	0- 1	0- 2	3- 3				
2- 3	0- 1	0- 1	HOME	0- 0	0- 0	2- 1				
0- 7	0- 0	0- 2	AWAY	0- 1	0- 2	0- 2				
1- 0	0- 0	0- 0	NEUTRAL	0- 0	0- 0	1- 0				
2- 9	0- 1	0- 3	NON-CONFERENCE	0- 1	0- 2	2- 2				
1- 3	0- 1	0- 1	HOME	0- 0	0- 0	1- 1				
0- 6	0- 0	0- 2	AWAY	0- 1	0- 2	0- 1				
1- 0	0- 0	0- 0	NEUTRAL	0- 0	0- 0	1- 0				
1- 1	0- 0	0- 0	CONFERENCE	0- 0	0- 0	1- 1				
1- 0	0- 0	0- 0	HOME	0- 0	0- 0	1- 0				
0- 1	0- 0	0- 0	AWAY	0- 0	0- 0	0- 1				
0- 0	0- 0	0- 0	NEUTRAL	0- 0	0- 0	0- 0				

RPI 1-25				RPI 26-50				RPI 51-100				RPI 101+ Team's RPI: 201			
RPI	S	Opponent	Score	RPI	S	Opponent	Score	RPI	S	Opponent	Score	RPI	S	Opponent	Score
22	H	Duke	54 80	30	A	Northwestern	57 71	93	A	UAB	36 58	121	A	Illinois St.	45 71
				32	H	Towson	62 67					148	A	Bowling Green	62 86
				47	A	Texas Tech	38 75					185	H	FIU	65 48
												196	H	Wright St.	66 86
												207	H	Louisiana Tech	69 54
												218	N	Samford	58 57
												256	A	La.-Monroe	49 53
												302	A	Tennessee Tech	59 69
LAST 12 Division I GAMES:															
256	A	La.-Monroe	49 53	121	A	Illinois St.	45 71								
47	A	Texas Tech	38 75	302	A	Tennessee Tech	59 69								
185	H	FIU	65 48	207	H	Louisiana Tech	69 54								
196	H	Wright St.	66 86	148	A	Bowling Green	62 86								
22	H	Duke	54 80	93	A	UAB	36 58								
30	A	Northwestern	57 71	218	N	Samford	58 57								

Non-Div I Games:

Western Ky.

■ Loss,
■ Non-Conf, S Site,
■ Home
■ Away
N Neutral

Average RPI Win:	287	WON-LOST	WINNING	LAST 10	STRENGTH OF	OPP. STRENGTH	TEAM	ADJ.	CONF.	ADJ CONF.
Average RPI Loss:	196	RECORD	PCT. RANK	GAMES	SCHEDULE	OF SCHEDULE	RPI	RPI	RPI	RPI
DIV. I ONLY	3- 9	272	3- 7	305	287	321	321	12	12	
DIV. I NON-CONF.	3- 9	270	3- 9	306	290	321	321	13	13	
TOTALS	RPI 1-25	RPI 26-50	W-L RECORDS	RPI 51-100	RPI 101-150	RPI 150+				
3- 9	0- 0	0- 1	OVERALL	0- 0	0- 2	3- 7				
2- 3	0- 0	0- 0	HOME	0- 0	0- 1	2- 3				
0- 6	0- 0	0- 1	AWAY	0- 0	0- 1	0- 3				
1- 0	0- 0	0- 0	NEUTRAL	0- 0	0- 0	1- 0				
3- 9	0- 0	0- 1	NON-CONFERENCE	0- 0	0- 2	3- 7				
2- 4	0- 0	0- 0	HOME	0- 0	0- 1	2- 3				
0- 6	0- 0	0- 1	AWAY	0- 0	0- 1	0- 4				
1- 0	0- 0	0- 0	NEUTRAL	0- 0	0- 0	1- 0				
0- 0	0- 0	0- 0	CONFERENCE	0- 0	0- 0	0- 0				
0- 0	0- 0	0- 0	HOME	0- 0	0- 0	0- 0				
0- 0	0- 0	0- 0	AWAY	0- 0	0- 0	0- 0				
0- 0	0- 0	0- 0	NEUTRAL	0- 0	0- 0	0- 0				

RPI S	Opponent	Score	RPI S	Opponent	Score	RPI S	Opponent	Score	RPI S	Opponent	Score	Team's RPI: 321
			33 A	Kansas	64 76				108 H	Temple	52 64	
									114 A	Michigan St.	45 80	
									183 A	Youngstown St.	55 80	
									184 A	American	52 77	
									224 H	Detroit	64 73	
									228 H	Milwaukee	69 63	
									247 A	Long Beach St.	56 76	
									261 H	Eastern Ky.	60 71	
									284 H	Cleveland St.	66 72	
									314 N	Texas-Arlington	67 63	
									319 H	Southeast Mo. St.	67 34	
									323 A	Chicago St.	65 70	
LAST 12 Division I GAMES:												
108 H	Temple	52 64	314 N	Texas-Arlington	67 63							
184 A	American	52 77	247 A	Long Beach St.	56 76							
224 H	Detroit	64 73	319 H	Southeast Mo. St.	67 34							
284 H	Cleveland St.	66 72	323 A	Chicago St.	65 70							
261 H	Eastern Ky.	60 71	228 H	Milwaukee	69 63							
114 A	Michigan St.	45 80	183 A	Youngstown St.	55 80							

Non-Div I Games:

Western Mich.

Average RPI Win:	231	WON-LOST	WINNING	LAST 10	STRENGTH OF	OPP. STRENGTH	TEAM	ADJ.	CONF.	ADJ CONF.
Average RPI Loss:	52	RECORD	PCT. RANK	GAMES	SCHEDULE	OF SCHEDULE	RPI	RPI	RPI	RPI
DIV. I ONLY	8- 5	108	7- 3	106	146	86	86	10	10	
DIV. I NON-CONF.	6- 5	137	5- 5	159	145	101	101	10	10	
TOTALS	RPI 1-25	RPI 26-50	W-L RECORDS	RPI 51-100	RPI 101-150	RPI 150+				
8- 5	0- 2	0- 1	OVERALL	0- 2	2- 0	6- 0				
3- 2	0- 1	0- 0	HOME	0- 1	0- 0	3- 0				
4- 3	0- 1	0- 1	AWAY	0- 1	2- 0	2- 0				
1- 0	0- 0	0- 0	NEUTRAL	0- 0	0- 0	1- 0				
6- 5	0- 2	0- 1	NON-CONFERENCE	0- 2	0- 0	6- 0				
3- 2	0- 1	0- 0	HOME	0- 1	0- 0	3- 0				
2- 3	0- 1	0- 1	AWAY	0- 1	0- 0	2- 0				
1- 0	0- 0	0- 0	NEUTRAL	0- 0	0- 0	1- 0				
2- 0	0- 0	0- 0	CONFERENCE	0- 0	2- 0	0- 0				
0- 0	0- 0	0- 0	HOME	0- 0	0- 0	0- 0				
2- 0	0- 0	0- 0	AWAY	0- 0	2- 0	0- 0				
0- 0	0- 0	0- 0	NEUTRAL	0- 0	0- 0	0- 0				

RPI 1-25			RPI 26-50			RPI 51-100			Team's RPI: 86	RPI 101+		
RPI	S	Opponent	Score	RPI	S	Opponent	Score	RPI	S	Opponent	Score	
18	A	Kansas St.	34 60	38	A	Arizona	60 74	87	A	UC Davis	47 62	113 A Bradley 71 58
25	H	LSU	56 64					91	H	Central Mich.	49 58	143 A UNI 67 40
												173 H SMU 63 43
												239 H Winthrop 71 69
												247 A Long Beach St. 73 64
												282 A UTSA 69 56
												314 N Texas-Arlington 90 64
												334 H Northwestern St. 77 49
LAST 12 Division I GAMES:												
113	A	Bradley	71 58	314	N	Texas-Arlington	90 64					
143	A	UNI	67 40	282	A	UTSA	69 56					
247	A	Long Beach St.	73 64	18	A	Kansas St.	34 60					
87	A	UC Davis	47 62	173	H	SMU	63 43					
38	A	Arizona	60 74	91	H	Central Mich.	49 58					
25	H	LSU	56 64	239	H	Winthrop	71 69					

Non-Div I Games:

Wichita St.

William & Mary

Through Games Of Sunday, January 1, 2012

Average RPI Win:	246	WON-LOST	WINNING	LAST 10	STRENGTH OF	OPP. STRENGTH	TEAM	ADJ.	CONF.	ADJ CONF.
Average RPI Loss:	121	RECORD	PCT. RANK	GAMES	SCHEDULE	OF SCHEDULE	RPI	RPI	RPI	RPI
DIV. I ONLY	6- 5	145	5- 4	170	200	145	145	7	7	
DIV. I NON-CONF.	6- 4	116	6- 4	238	266	190	190	7	7	
TOTALS	RPI 1-25	RPI 26-50	W-L RECORDS	RPI 51-100	RPI 101-150	RPI 150+				
6- 5	0- 1	0- 1	OVERALL	0- 1	1- 0	5- 2				
3- 2	0- 0	0- 0	HOME	0- 0	0- 0	3- 2				
3- 3	0- 1	0- 1	AWAY	0- 1	1- 0	2- 0				
0- 0	0- 0	0- 0	NEUTRAL	0- 0	0- 0	0- 0				
6- 4	0- 0	0- 1	NON-CONFERENCE	0- 1	1- 0	5- 2				
3- 2	0- 0	0- 0	HOME	0- 0	0- 0	3- 2				
3- 2	0- 0	0- 1	AWAY	0- 1	1- 0	2- 0				
0- 0	0- 0	0- 0	NEUTRAL	0- 0	0- 0	0- 0				
0- 1	0- 1	0- 0	CONFERENCE	0- 0	0- 0	0- 0				
0- 0	0- 0	0- 0	HOME	0- 0	0- 0	0- 0				
0- 1	0- 1	0- 0	AWAY	0- 0	0- 0	0- 0				
0- 0	0- 0	0- 0	NEUTRAL	0- 0	0- 0	0- 0				

RPI	S	Opponent	Score	RPI	S	Opponent	Score	RPI	S	Opponent	Score	RPI	S	Opponent	Score	Team's RPI: 145
1	A	Delaware	57 73	28	A	Richmond	57 77	72	A	Long Island	69 78	107	A	Seton Hall	61 54	
												215	A	Virginia Tech	78 59	
												240	H	Navy	58 61	
												254	H	Longwood	76 43	
												264	H	George Washington	66 74	
												279	H	N.C. A&T	74 68	
												303	A	Norfolk St.	79 76	
												317	H	Cornell	85 54	
LAST 12 Division I GAMES:																
264	H	George Washington	66 74	279	H	N.C. A&T	74 68	1	A	Delaware	57 73					
107	A	Seton Hall	61 54					254	H	Longwood	76 43					
72	A	Long Island	69 78	303	A	Norfolk St.	79 76	215	A	Virginia Tech	78 59					
28	A	Richmond	57 77	215	A	Virginia Tech	78 59	240	H	Navy	58 61					
317	H	Cornell	85 54													

Non-Div I Games: Elizabeth City St. 81 70

William & Mary

Loss, Non-Conf, S Site, H Home A Away N Neutral

Winthrop

Average RPI Win: 284

Average RPI Loss: 136

WON-LOST

WINNING

LAST 10

RECORD

PCT. RANK

GAMES

Through Games Of Sunday, January 1, 2012

STRENGTH OF

SCHEDULE

OPP. STRENGTH

OF SCHEDULE

TEAM

RPI

ADJ.

RPI

CONF.

RPI

ADJ CONF.

RPI

DIV. I ONLY

6- 7

184

4- 6

257

319

239

239

28

28

DIV. I NON-CONF.

6- 6

158

5- 6

280

303

242

242

28

28

TOTALS

RPI 1-25

RPI 26-50

W-L RECORDS

RPI 51-100

RPI 101-150

RPI 150+

6- 7

0- 0

0- 0

OVERALL

0- 2

0- 4

6- 1

3- 3

0- 0

0- 0

HOME

0- 1

0- 2

3- 0

3- 4

0- 0

0- 0

AWAY

0- 1

0- 2

3- 1

0- 0

0- 0

0- 0

NEUTRAL

0- 0

0- 0

0- 0

6- 6

0- 0

0- 0

NON-CONFERENCE

0- 2

0- 4

6- 0

3- 3

0- 0

0- 0

HOME

0- 1

0- 2

3- 0

3- 3

0- 0

0- 0

AWAY

0- 1

0- 2

3- 0

0- 0

0- 0

0- 0

NEUTRAL

0- 0

0- 0

0- 0

0- 1

0- 0

0- 0

CONFERENCE

0- 0

0- 0

0- 1

0- 0

0- 0

0- 0

HOME

0- 0

0- 0

0- 0

0- 1

0- 0

0- 0

AWAY

0- 0

0- 0

0- 1

0- 0

0- 0

0- 0

NEUTRAL

0- 0

0- 0

0- 0

RPI 1-25

RPI 26-50

RPI 51-100

RPI 101+

Team's RPI: 239

RPI S Opponent Score

RPI S Opponent Score

RPI S Opponent Score

RPI S Opponent Score

85 H Stetson 72 74

113 H Bradley 61 71

86 A Wichita St. 69 71

126 H VCU 52 69

144 A Fordham 53 76

149 A Davidson 65 80

220 H South Carolina St. 67 59

237 A Monmouth 88 54

252 A Coastal Caro. 54 58

262 H Niagara 82 47

304 A Mercer 88 74

338 A Troy 80 66

342 H N.C. Central 79 40

LAST 12 Division I GAMES:

252 A Coastal Caro. 54 58 237 A Monmouth 88 54

304 A Mercer 88 74 220 H South Carolina St. 67 59

342 H N.C. Central 79 40 149 A Davidson 65 80

144 A Fordham 53 76 126 H VCU 52 69

262 H Niagara 82 47 86 A Wichita St. 69 71

113 H Bradley 61 71 85 H Stetson 72 74

Winthrop

Winthrop

Non-Div I Games:

Winthrop

Loss, Non-Conf, S Site, H Home A Away N Neutral

Average RPI Win:	203	WON-LOST	WINNING	LAST 10	STRENGTH OF	OPP. STRENGTH	TEAM	ADJ.	CONF.	ADJ CONF.
Average RPI Loss:	60	RECORD	PCT. RANK	GAMES	SCHEDULE	OF SCHEDULE	RPI	RPI	RPI	RPI
DIV. I ONLY	4- 9	250	3- 7	15	141	124	124	3	3	
DIV. I NON-CONF.	4- 8	236	3- 7	21	137	149	149	3	3	
TOTALS	RPI 1-25	RPI 26-50	W-L RECORDS	RPI 51-100	RPI 101-150	RPI 150+				
4- 9	0- 2	0- 4	OVERALL	0- 2	1- 2	3- 0				
2- 5	0- 2	0- 2	HOME	0- 0	0- 2	2- 0				
1- 4	0- 0	0- 2	AWAY	0- 2	0- 0	1- 0				
1- 0	0- 0	0- 0	NEUTRAL	0- 0	1- 0	0- 0				
4- 8	0- 1	0- 3	NON-CONFERENCE	0- 2	1- 2	3- 0				
2- 4	0- 1	0- 1	HOME	0- 0	0- 2	2- 0				
1- 4	0- 0	0- 2	AWAY	0- 2	0- 0	1- 0				
1- 0	0- 0	0- 0	NEUTRAL	0- 0	1- 0	0- 0				
0- 2	0- 1	0- 1	CONFERENCE	0- 0	0- 0	0- 0				
0- 2	0- 1	0- 1	HOME	0- 0	0- 0	0- 0				
0- 0	0- 0	0- 0	AWAY	0- 0	0- 0	0- 0				
0- 0	0- 0	0- 0	NEUTRAL	0- 0	0- 0	0- 0				

RPI 1-25				RPI 26-50				RPI 51-100				RPI 101+ Team's RPI: 124			
RPI	S	Opponent	Score	RPI	S	Opponent	Score	RPI	S	Opponent	Score	RPI	S	Opponent	Score
10	H	Green Bay	49 65	26	H	Penn St.	49 82	88	A	Colorado	48 58	119	H	Oral Roberts	63 80
14	H	Ohio St.	61 77	33	A	Kansas	44 73	89	A	Marquette	52 54	120	N	Montana St.	71 61
				39	H	Washington St.	51 69					133	H	Drake	54 65
				50	A	BYU	59 77					179	H	Boston College	58 50
												228	A	Milwaukee	68 51
												283	H	Saint Louis	48 46
LAST 12 Division I GAMES:															
26	H	Penn St.	49 82	33	A	Kansas	44 73								
14	H	Ohio St.	61 77	283	H	Saint Louis	48 46								
10	H	Green Bay	49 65	179	H	Boston College	58 50								
133	H	Drake	54 65	88	A	Colorado	48 58								
39	H	Washington St.	51 69	120	N	Montana St.	71 61								
89	A	Marquette	52 54	50	A	BYU	59 77								

Non-Div I Games:

Wisconsin

■ Loss,
■ Non-Conf, S Site,
■ Home
■ Away
N Neutral

WON-LOST				THROUGH GAMES OF SUNDAY, JANUARY 17, 1914						
Average RPI Win:	292	WON-LOST	WINNING	LAST 10	STRENGTH OF	OPP. STRENGTH	TEAM	ADJ.	CONF.	ADJ CONF.
Average RPI Loss:	223	RECORD	PCT. RANK	GAMES	SCHEDULE	OF SCHEDULE	RPI	RPI	RPI	RPI
DIV. I ONLY	6- 4	117	3- 5	342	223	309	309	18	18	
DIV. I NON-CONF.	5- 2	81	4- 2	340	330	313	313	15	15	
TOTALS	RPI 1-25	RPI 26-50	W-L RECORDS	RPI 51-100	RPI 101-150	RPI 150+				
6- 4	0- 0	0- 0	OVERALL	0- 0	0- 0	6- 5				
4- 1	0- 0	0- 0	HOME	0- 0	0- 0	4- 1				
2- 2	0- 0	0- 0	AWAY	0- 0	0- 0	2- 3				
0- 1	0- 0	0- 0	NEUTRAL	0- 0	0- 0	0- 1				
5- 2	0- 0	0- 0	NON-CONFERENCE	0- 0	0- 0	5- 2				
3- 0	0- 0	0- 0	HOME	0- 0	0- 0	3- 0				
2- 1	0- 0	0- 0	AWAY	0- 0	0- 0	2- 1				
0- 1	0- 0	0- 0	NEUTRAL	0- 0	0- 0	0- 1				
1- 3	0- 0	0- 0	CONFERENCE	0- 0	0- 0	1- 3				
1- 1	0- 0	0- 0	HOME	0- 0	0- 0	1- 1				
0- 2	0- 0	0- 0	AWAY	0- 0	0- 0	0- 2				
0- 0	0- 0	0- 0	NEUTRAL	0- 0	0- 0	0- 0				

RPI 1-25				RPI 26-50				RPI 51-100				RPI 101+				Team's RPI: 309	
RPI	S	Opponent	Score	RPI	S	Opponent	Score	RPI	S	Opponent	Score	RPI	S	Opponent	Score		
												194	A	Col. of Charleston	44	49	
												211	H	Elon	68	74	
												216	A	Ga. Southern	48	56	
												229	A	Old Dominion	58	70	
												260	H	UNC Greensboro	62	47	
												266	N	Radford	46	63	
												271	A	Kennesaw St.	66	62	
												279	H	N.C. A&T	68	61	
												295	A	Gardner-Webb	58	50	
												303	H	Norfolk St.	50	45	
												342	H	N.C. Central	73	58	
LAST 12 Division I GAMES:																	
				216	A	Ga. Southern	48	56	266	N	Radford	46	63				
				279	H	N.C. A&T	68	61	229	A	Old Dominion	58	70				
				211	H	Elon	68	74	194	A	Col. of Charleston	44	49				
				260	H	UNC Greensboro	62	47	295	A	Gardner-Webb	58	50				
				271	A	Kennesaw St.	66	62	303	H	Norfolk St.	50	45				
									342	H	N.C. Central	73	58				

Non-Div I Games:	Southern Va.	87	51	Bluefield Col.	60	40
------------------	--------------	----	----	----------------	----	----

Wofford

Loss, Non-Conf, S Site, H Home A Away N Neutral

Average RPI Win:	263	WON-LOST	WINNING	LAST 10	STRENGTH OF	OPP. STRENGTH	TEAM	ADJ.	CONF.	ADJ CONF.
Average RPI Loss:	112	RECORD	PCT. RANK	GAMES	SCHEDULE	OF SCHEDULE	RPI	RPI	RPI	RPI
DIV. I ONLY	9- 5	96	6- 4	322	109	196	196	13	13	
DIV. I NON-CONF.	7- 5	125	5- 5	310	97	184	184	16	16	
TOTALS	RPI 1-25	RPI 26-50	W-L RECORDS	RPI 51-100	RPI 101-150	RPI 150+				
9- 5	0- 0	0- 1	OVERALL	0- 3	0- 0	9- 1				
7- 1	0- 0	0- 0	HOME	0- 1	0- 0	7- 0				
2- 4	0- 0	0- 1	AWAY	0- 2	0- 0	2- 1				
0- 0	0- 0	0- 0	NEUTRAL	0- 0	0- 0	0- 0				
7- 5	0- 0	0- 1	NON-CONFERENCE	0- 3	0- 0	7- 1				
5- 1	0- 0	0- 0	HOME	0- 1	0- 0	5- 0				
2- 4	0- 0	0- 1	AWAY	0- 2	0- 0	2- 1				
0- 0	0- 0	0- 0	NEUTRAL	0- 0	0- 0	0- 0				
2- 0	0- 0	0- 0	CONFERENCE	0- 0	0- 0	2- 0				
2- 0	0- 0	0- 0	HOME	0- 0	0- 0	2- 0				
0- 0	0- 0	0- 0	AWAY	0- 0	0- 0	0- 0				
0- 0	0- 0	0- 0	NEUTRAL	0- 0	0- 0	0- 0				

RPI	S	Opponent	Score	RPI	S	Opponent	Score	RPI	S	Opponent	Score	RPI	S	Opponent	Score	Team's RPI: 196
43	A	Dayton	69	77	67	A	Miami (OH)	63	70	161	A	Buffalo	81	54		
					69	A	Missouri	62	92	201	A	Western Ky.	86	66		
					91	H	Central Mich.	60	65	254	H	Longwood	77	44		
										269	H	Valparaiso	58	42		
										275	H	Ball St.	74	55		
										285	H	Butler	48	47		
										288	A	Morehead St.	63	78		
										296	H	Southern Ill.	61	59		
										306	H	Delaware St.	57	53		
										319	H	Southeast Mo. St.	74	53		
LAST 12 Division I GAMES:																
285	H	Butler	48	47	67	A	Miami (OH)	63	70							
269	H	Valparaiso	58	42	296	H	Southern Ill.	61	59							
91	H	Central Mich.	60	65	43	A	Dayton	69	77							
319	H	Southeast Mo. St.	74	53	288	A	Morehead St.	63	78							
254	H	Longwood	77	44	161	A	Buffalo	81	54							
201	A	Western Ky.	86	66	69	A	Missouri	62	92							

Non-Div I Games:

Wright St.

Wyoming

Average RPI Win: 314

Average RPI Loss: 178

WON-LOST

WINNING

LAST 10

Through Games Of Sunday, January 1, 2012

STRENGTH OF

OPP. STRENGTH

TEAM

ADJ.

CONF.

ADJ CONF.

RECORD

PCT. RANK

GAMES

SCHEDULE

OF SCHEDULE

RPI

RPI

RPI

RPI

DIV. I ONLY

2- 8

295

2- 7

297

271

320

320

23

23

DIV. I NON-CONF.

2- 8

288

2- 8

301

275

320

320

23

23

TOTALS

RPI 1-25

RPI 26-50

W-L RECORDS

RPI 51-100

RPI 101-150

RPI 150+

2- 8

0- 0

0- 0

OVERALL

0- 2

0- 2

2- 5

1- 4

0- 0

0- 0

HOME

0- 1

0- 1

1- 2

1- 3

0- 0

0- 0

AWAY

0- 1

0- 0

1- 3

0- 1

0- 0

0- 0

NEUTRAL

0- 0

0- 1

0- 0

2- 8

0- 0

0- 0

NON-CONFERENCE

0- 2

0- 2

2- 5

1- 4

0- 0

0- 0

HOME

0- 1

0- 1

1- 2

1- 4

0- 0

0- 0

AWAY

0- 1

0- 0

1- 3

0- 1

0- 0

0- 0

NEUTRAL

0- 0

0- 1

0- 0

0- 0

0- 0

0- 0

CONFERENCE

0- 0

0- 0

0- 0

0- 0

0- 0

0- 0

HOME

0- 0

0- 0

0- 0

0- 0

0- 0

0- 0

AWAY

0- 0

0- 0

0- 0

0- 0

0- 0

0- 0

NEUTRAL

0- 0

0- 0

0- 0

RPI 1-25

RPI 26-50

RPI 51-100

RPI 101+

Team's RPI: 320

RPI S Opponent Score

RPI S Opponent Score

RPI S Opponent Score

RPI S Opponent Score

65 H Creighton 50 66

143 N UNI 46 60

78 A Eastern Mich. 43 65

148 H Bowling Green 53 60

163 A Denver 49 74

178 H Utah St. 56 62

231 H Montana 59 69

297 A Idaho 59 65

298 H UC Irvine 51 42

300 A Loyola Marymount 54 57

330 A Weber St. 76 68

LAST 12 Division I GAMES:

78 A Eastern Mich. 43 65 231 H Montana 59 69

148 H Bowling Green 53 60 65 H Creighton 50 66

298 H UC Irvine 51 42 300 A Loyola Marymount 54 57

297 A Idaho 59 65 143 N UNI 46 60

330 A Weber St. 76 68 163 A Denver 49 74

178 H Utah St. 56 62

Non-Div I Games: Maryville (MO) 68 60 Chadron St. 69 61

Wyoming

Loss, Non-Conf, S Site, H Home A Away N Neutral

Page 339

Average RPI Win:	213	WON-LOST	WINNING	LAST 10	STRENGTH OF	OPP. STRENGTH	TEAM	ADJ.	CONF.	ADJ CONF.
Average RPI Loss:	80	RECORD	PCT. RANK	GAMES	SCHEDULE	OF SCHEDULE	RPI	RPI	RPI	RPI
DIV. I ONLY	3- 9	272	2- 8	9	147	165	165	9	9	
DIV. I NON-CONF.	3- 9	270	3- 9	10	146	163	163	9	9	
TOTALS	RPI 1-25	RPI 26-50	W-L RECORDS	RPI 51-100	RPI 101-150	RPI 150+				
3- 9	0- 1	0- 3	OVERALL	1- 3	0- 1	2- 1				
3- 3	0- 1	0- 1	HOME	1- 1	0- 0	2- 0				
0- 3	0- 0	0- 1	AWAY	0- 1	0- 1	0- 0				
0- 3	0- 0	0- 1	NEUTRAL	0- 1	0- 0	0- 1				
3- 9	0- 1	0- 3	NON-CONFERENCE	1- 3	0- 1	2- 1				
3- 3	0- 1	0- 1	HOME	1- 1	0- 0	2- 0				
0- 3	0- 0	0- 1	AWAY	0- 1	0- 1	0- 0				
0- 3	0- 0	0- 1	NEUTRAL	0- 1	0- 0	0- 1				
0- 0	0- 0	0- 0	CONFERENCE	0- 0	0- 0	0- 0				
0- 0	0- 0	0- 0	HOME	0- 0	0- 0	0- 0				
0- 0	0- 0	0- 0	AWAY	0- 0	0- 0	0- 0				
0- 0	0- 0	0- 0	NEUTRAL	0- 0	0- 0	0- 0				

RPI 1-25				RPI 26-50				RPI 51-100				RPI 101+ Team's RPI: 165			
RPI	S	Opponent	Score	RPI	S	Opponent	Score	RPI	S	Opponent	Score	RPI	S	Opponent	Score
4	H	Stanford	64 80	27	A	Louisville	44 62	73	H	Middle Tenn.	49 65	109	A	Mississippi St.	65 71
				45	H	South Carolina	56 67	80	A	UNC Wilmington	52 59	233	N	Ohio	75 80
				48	N	Oklahoma	51 73	90	H	Cincinnati	69 60	261	H	Eastern Ky.	66 61
								99	N	Syracuse	67 70	288	H	Morehead St.	71 66
LAST 12 Division I GAMES:															
				80	A	UNC Wilmington	52 59	90	H	Cincinnati	69 60				
				48	N	Oklahoma	51 73	45	H	South Carolina	56 67				
				233	N	Ohio	75 80	4	H	Stanford	64 80				
				99	N	Syracuse	67 70	27	A	Louisville	44 62				
				73	H	Middle Tenn.	49 65	109	A	Mississippi St.	65 71				
				288	H	Morehead St.	71 66	261	H	Eastern Ky.	66 61				

Non-Div I Games:

Xavier

Average RPI Win:	259	WON-LOST	WINNING	LAST 10	STRENGTH OF	OPP. STRENGTH	TEAM	ADJ.	CONF.	ADJ CONF.
Average RPI Loss:	52	RECORD	PCT. RANK	GAMES	SCHEDULE	OF SCHEDULE	RPI	RPI	RPI	RPI
DIV. I ONLY	6- 6	164	4- 6	179	55	139	139	15	15	
DIV. I NON-CONF.	6- 6	158	6- 6	185	54	139	139	17	17	
TOTALS	RPI 1-25	RPI 26-50	W-L RECORDS	RPI 51-100	RPI 101-150	RPI 150+				
6- 6	0- 2	0- 1	OVERALL	0- 2	1- 1	5- 0				
3- 1	0- 0	0- 0	HOME	0- 0	1- 1	2- 0				
2- 5	0- 2	0- 1	AWAY	0- 2	0- 0	2- 0				
1- 0	0- 0	0- 0	NEUTRAL	0- 0	0- 0	1- 0				
6- 6	0- 2	0- 1	NON-CONFERENCE	0- 2	1- 1	5- 0				
3- 1	0- 0	0- 0	HOME	0- 0	1- 1	2- 0				
2- 5	0- 2	0- 1	AWAY	0- 2	0- 0	2- 0				
1- 0	0- 0	0- 0	NEUTRAL	0- 0	0- 0	1- 0				
0- 0	0- 0	0- 0	CONFERENCE	0- 0	0- 0	0- 0				
0- 0	0- 0	0- 0	HOME	0- 0	0- 0	0- 0				
0- 0	0- 0	0- 0	AWAY	0- 0	0- 0	0- 0				
0- 0	0- 0	0- 0	NEUTRAL	0- 0	0- 0	0- 0				

RPI 1-25				RPI 26-50				RPI 51-100				RPI 101+ Team's RPI: 139			
RPI	S	Opponent	Score	RPI	S	Opponent	Score	RPI	S	Opponent	Score	RPI	S	Opponent	Score
1	A	Delaware	45 77	41	A	Florida St.	58 92	58	A	Quinnipiac	63 68	105	H	Holy Cross	76 71
5	A	Baylor	59 109					61	A	Marist	64 78	146	H	Boston U.	54 59
												241	N	Tex.-Pan American	59 57
												263	A	Fairleigh Dickinson	80 51
												287	H	Army	63 62
												318	A	Houston	80 62
												341	H	St. Francis (NY)	72 41
LAST 12 Division I GAMES:															
287	H	Army	63 62	241	N	Tex.-Pan American	59 57								
41	A	Florida St.	58 92	318	A	Houston	80 62								
58	A	Quinnipiac	63 68	5	A	Baylor	59 109								
341	H	St. Francis (NY)	72 41	61	A	Marist	64 78								
146	H	Boston U.	54 59	263	A	Fairleigh Dickinson	80 51								
1	A	Delaware	45 77	105	H	Holy Cross	76 71								

Non-Div I Games:

Yale

■ Loss,
 ■ Non-Conf, S Site,
 ■ Home
 ■ Away
 N Neutral

Average RPI Win:	277	WON-LOST	WINNING	LAST 10	STRENGTH OF	OPP. STRENGTH	TEAM	ADJ.	CONF.	ADJ CONF.
Average RPI Loss:	159	RECORD	PCT. RANK	GAMES	SCHEDULE	OF SCHEDULE	RPI	RPI	RPI	RPI
DIV. I ONLY	7- 5	120	6- 4	270	276	183	183	13	13	
DIV. I NON-CONF.	6- 5	137	6- 5	268	271	182	182	16	16	
TOTALS	RPI 1-25	RPI 26-50	W-L RECORDS	RPI 51-100	RPI 101-150	RPI 150+				
7- 5	0- 0	0- 0	OVERALL	0- 1	0- 2	7- 2				
2- 2	0- 0	0- 0	HOME	0- 0	0- 1	2- 1				
5- 2	0- 0	0- 0	AWAY	0- 1	0- 0	5- 1				
0- 1	0- 0	0- 0	NEUTRAL	0- 0	0- 1	0- 0				
6- 5	0- 0	0- 0	NON-CONFERENCE	0- 1	0- 2	6- 2				
1- 2	0- 0	0- 0	HOME	0- 0	0- 1	1- 1				
5- 2	0- 0	0- 0	AWAY	0- 1	0- 0	5- 1				
0- 1	0- 0	0- 0	NEUTRAL	0- 0	0- 1	0- 0				
1- 0	0- 0	0- 0	CONFERENCE	0- 0	0- 0	1- 0				
1- 0	0- 0	0- 0	HOME	0- 0	0- 0	1- 0				
0- 0	0- 0	0- 0	AWAY	0- 0	0- 0	0- 0				
0- 0	0- 0	0- 0	NEUTRAL	0- 0	0- 0	0- 0				

RPI 1-25			RPI 26-50			RPI 51-100			RPI 101+			Team's RPI: 183
RPI	S	Opponent	Score	RPI	S	Opponent	Score	RPI	S	Opponent	Score	
						83 A West Virginia	37 69			143 N UNI	73 90	
										148 H Bowling Green	61 73	
										184 H American	41 48	
										208 A Akron	78 72	
										233 A Ohio	55 47	
										235 A Stony Brook	47 54	
										267 A IPFW	91 81	
										284 H Cleveland St.	70 48	
										300 A Loyola Marymount	64 50	
										321 H Western Mich.	80 55	
										328 A Bucknell	57 56	
LAST 12 Division I GAMES:												
284	H	Cleveland St.	70 48	143	N	UNI	73 90					
235	A	Stony Brook	47 54	300	A	Loyola Marymount	64 50					
208	A	Akron	78 72	184	H	American	41 48					
233	A	Ohio	55 47	328	A	Bucknell	57 56					
148	H	Bowling Green	61 73	267	A	IPFW	91 81					
321	H	Western Mich.	80 55	83	A	West Virginia	37 69					

Non-Div I Games:

Youngstown St.

■ Loss,
■ Non-Conf,
■ S Site,
■ H Home
■ A Away
N Neutral