

Tennessee

Through Games Of Feb. 19, 2015

Average RPI Win: 102		WON-LOST	WINNING	LAST 10	STRENGTH OF	OPP. STRENGTH	TEAM	ADJ.	CONF.	ADJ CONF.
Average RPI Loss: 18		RECORD	PCT. RANK	GAMES	SCHEDULE	OF SCHEDULE	RPI	RPI	RPI	RPI
DIV. I ONLY		23- 3	12	9- 1	3	18	1	1	3	3
DIV. I NON-CONF.		10- 3	52	0- 1	5	37	5	5	5	5
TOTALS		RPI 1-25	RPI 26-50		W-L RECORDS		RPI 51-100	RPI 101-150		RPI 150+
23- 3		5- 2	4- 1		OVERALL		4- 0	3- 0		7- 0
15- 0		4- 0	1- 0		HOME		4- 0	2- 0		4- 0
8- 3		1- 2	3- 1		AWAY		0- 0	1- 0		3- 0
0- 0		0- 0	0- 0		NEUTRAL		0- 0	0- 0		0- 0
10- 3		2- 2	1- 1		NON-CONFERENCE		2- 0	0- 0		5- 0
8- 0		2- 0	0- 0		HOME		2- 0	0- 0		4- 0
2- 3		0- 2	1- 1		AWAY		0- 0	0- 0		1- 0
0- 0		0- 0	0- 0		NEUTRAL		0- 0	0- 0		0- 0
13- 0		3- 0	3- 0		CONFERENCE		2- 0	3- 0		2- 0
7- 0		2- 0	1- 0		HOME		2- 0	2- 0		0- 0
6- 0		1- 0	2- 0		AWAY		0- 0	1- 0		2- 0
0- 0		0- 0	0- 0		NEUTRAL		0- 0	0- 0		0- 0

RPI	S	Opponent	Score	RPI	S	Opponent	Score	RPI	S	Opponent	Score	RPI	S	Opponent	Score
3	A	Notre Dame	77 88	26	A	Chattanooga	63 67	55	H	Wichita St.	54 51	103	A	Ole Miss	69 49
9	H	Oregon St.	74 63	30	H	Mississippi St.	79 67	56	H	Georgia	59 51	124	H	Missouri	63 53
12	A	Kentucky	73 72	36	A	Rutgers	55 45	61	H	LSU	75 58	150	H	Alabama	77 56
12	H	Kentucky	72 58	41	A	Vanderbilt	57 49	66	H	Penn	97 52	155	A	Florida	64 56
19	H	Texas A&M	81 58	42	A	Arkansas	60 51					160	H	Oral Roberts	91 39
21	H	Stanford	59 40									191	A	Auburn	54 42
24	A	Texas	59 72									210	H	Winthrop	81 48
												223	H	Tennessee St.	97 46
												247	A	Lipscomb	85 51
												316	H	Saint Francis (PA)	111 44
LAST 12 Division I GAMES:															
150	H	Alabama	77 56	56	H	Georgia	59 51								
12	H	Kentucky	72 58	61	H	LSU	75 58								
103	A	Ole Miss	69 49	3	A	Notre Dame	77 88								
155	A	Florida	64 56	191	A	Auburn	54 42								
30	H	Mississippi St.	79 67	42	A	Arkansas	60 51								
12	A	Kentucky	73 72	19	H	Texas A&M	81 58								

Non-Div I Games:

Tennessee

■ Loss,
 ■ Non-Conf, S Site,
 ■ Home
 ■ Away
 N Neutral

Average RPI Win:	98	WON-LOST	WINNING	LAST 10	STRENGTH OF	OPP. STRENGTH	TEAM	ADJ.	CONF.	ADJ CONF.
Average RPI Loss:	12	RECORD	PCT. RANK	GAMES	SCHEDULE	OF SCHEDULE	RPI	RPI	RPI	RPI
DIV. I ONLY	25- 1	2	10- 0	16	11	2	2	1	1	
DIV. I NON-CONF.	11- 1	11	0- 0	70	59	9	9	1	1	
TOTALS	RPI 1-25	RPI 26-50	W-L RECORDS	RPI 51-100	RPI 101-150	RPI 150+				
25- 1	3- 1	3- 0	OVERALL	9- 0	5- 0	5- 0				
15- 0	2- 0	2- 0	HOME	4- 0	2- 0	5- 0				
8- 1	1- 1	0- 0	AWAY	5- 0	2- 0	0- 0				
2- 0	0- 0	1- 0	NEUTRAL	0- 0	1- 0	0- 0				
11- 1	0- 1	2- 0	NON-CONFERENCE	0- 0	4- 0	5- 0				
8- 0	0- 0	1- 0	HOME	0- 0	2- 0	5- 0				
1- 1	0- 1	0- 0	AWAY	0- 0	1- 0	0- 0				
2- 0	0- 0	1- 0	NEUTRAL	0- 0	1- 0	0- 0				
14- 0	3- 0	1- 0	CONFERENCE	9- 0	1- 0	0- 0				
7- 0	2- 0	1- 0	HOME	4- 0	0- 0	0- 0				
7- 0	1- 0	0- 0	AWAY	5- 0	1- 0	0- 0				
0- 0	0- 0	0- 0	NEUTRAL	0- 0	0- 0	0- 0				

RPI 1-25				RPI 26-50				RPI 51-100				RPI 101+			
RPI	S	Opponent	Score	RPI	S	Opponent	Score	RPI	S	Opponent	Score	RPI	S	Opponent	Score
12	A	Kentucky	64 74	29	N	Syracuse	74 72	51	A	Oklahoma St.	69 52	102	A	Texas Tech	67 60
23	H	Oklahoma	89 66	43	H	Stetson	96 42	51	H	Oklahoma St.	61 45	103	A	Ole Miss	96 54
24	A	Texas	70 68	46	H	Iowa St.	79 47	60	A	Kansas St.	74 44	105	N	Michigan St.	84 65
24	H	Texas	75 58					60	H	Kansas St.	68 46	122	H	Marist	90 60
								68	A	West Virginia	66 62	138	H	Stephen F. Austin	96 57
								68	H	West Virginia	79 51	160	H	Oral Roberts	101 60
								74	A	TCU	89 67	201	H	Idaho	88 70
								92	A	Kansas	71 63	217	H	Tex.-Pan American	96 42
								92	H	Kansas	66 58	224	H	Prairie View	108 64
												266	H	Utah St.	99 43
LAST 12 Division I GAMES:															
102	A	Texas Tech	67 60	74	A	TCU	89 67								
68	H	West Virginia	79 51	60	H	Kansas St.	68 46								
23	H	Oklahoma	89 66	24	H	Texas	75 58								
24	A	Texas	70 68	92	A	Kansas	71 63								
51	A	Oklahoma St.	69 52	46	H	Iowa St.	79 47								
92	H	Kansas	66 58	68	A	West Virginia	66 62								

Non-Div I Games:

Baylor

Notre Dame

Through Games Of Feb. 19, 2015

Average RPI Win:	92	WON-LOST	WINNING	LAST 10	STRENGTH OF	OPP. STRENGTH	TEAM	ADJ.	CONF.	ADJ CONF.
Average RPI Loss:	27	RECORD	PCT. RANK	GAMES	SCHEDULE	OF SCHEDULE	RPI	RPI	RPI	RPI
DIV. I ONLY	25- 2	5	10- 0	8	1	3	3	2	2	
DIV. I NON-CONF.	13- 1	4	1- 0	6	2	2	2	3	3	
TOTALS	RPI 1-25	RPI 26-50	W-L RECORDS	RPI 51-100	RPI 101-150	RPI 150+				
25- 2	5- 1	3- 1	OVERALL	8- 0	3- 0	6- 0				
15- 1	4- 1	2- 0	HOME	3- 0	2- 0	4- 0				
9- 1	1- 0	1- 1	AWAY	4- 0	1- 0	2- 0				
1- 0	0- 0	0- 0	NEUTRAL	1- 0	0- 0	0- 0				
13- 1	2- 1	2- 0	NON-CONFERENCE	4- 0	2- 0	3- 0				
9- 1	2- 1	2- 0	HOME	1- 0	1- 0	3- 0				
3- 0	0- 0	0- 0	AWAY	2- 0	1- 0	0- 0				
1- 0	0- 0	0- 0	NEUTRAL	1- 0	0- 0	0- 0				
12- 1	3- 0	1- 1	CONFERENCE	4- 0	1- 0	3- 0				
6- 0	2- 0	0- 0	HOME	2- 0	1- 0	1- 0				
6- 1	1- 0	1- 1	AWAY	2- 0	0- 0	2- 0				
0- 0	0- 0	0- 0	NEUTRAL	0- 0	0- 0	0- 0				

RPI	S	Opponent	Score	RPI	S	Opponent	Score	RPI	S	Opponent	Score	RPI	S	Opponent	Score
1	H	Tennessee	88 77	26	H	Chattanooga	88 53	52	H	Michigan	70 50	105	A	Michigan St.	71 63
5	H	Maryland	92 72	29	A	Syracuse	85 74	57	A	DePaul	94 93	110	H	Virginia	75 54
6	H	UConn	58 76	32	H	Quinnipiac	112 52	89	A	UCLA	82 67	114	H	Saint Joseph's	64 50
11	H	Duke	63 50	47	A	Miami (FL)	63 78	92	N	Kansas	89 47	158	H	Harvard	97 43
13	H	Florida St.	74 68					95	A	Georgia Tech	71 61	165	A	Clemson	74 36
15	A	North Carolina	89 79					95	H	Georgia Tech	89 76	184	H	Holy Cross	104 29
								99	A	Boston College	89 56	205	H	Wake Forest	92 63
								99	H	Boston College	104 58	206	A	Virginia Tech	74 50
												232	H	UMass Lowell	105 51
LAST 12 Division I GAMES:															
95	A	Georgia Tech	71 61	165	A	Clemson	74 36								
11	H	Duke	63 50	95	H	Georgia Tech	89 76								
99	A	Boston College	89 56	1	H	Tennessee	88 77								
110	H	Virginia	75 54	15	A	North Carolina	89 79								
205	H	Wake Forest	92 63	99	H	Boston College	104 58								
206	A	Virginia Tech	74 50	47	A	Miami (FL)	63 78								

Non-Div I Games:

Notre Dame

Loss, Non-Conf, S Site, H Home A Away N Neutral

Team Carolina				Through Games Of Feb. 19, 1919						
Average RPI Win:	114	WON-LOST	WINNING	LAST 10	STRENGTH OF	OPP. STRENGTH	TEAM	ADJ.	CONF.	ADJ CONF.
Average RPI Loss:	6	RECORD	PCT. RANK	GAMES	SCHEDULE	OF SCHEDULE	RPI	RPI	RPI	RPI
DIV. I ONLY	25- 1	2	9- 1	42	9	4	4	3	3	
DIV. I NON-CONF.	12- 1	7	0- 1	94	18	11	11	5	5	
TOTALS	RPI 1-25	RPI 26-50		W-L RECORDS		RPI 51-100	RPI 101-150	RPI 150+		
25- 1	3- 1	3- 0		OVERALL		6- 0	6- 0	7- 0		
12- 0	2- 0	1- 0		HOME		2- 0	1- 0	6- 0		
9- 1	1- 1	1- 0		AWAY		3- 0	3- 0	1- 0		
4- 0	0- 0	1- 0		NEUTRAL		1- 0	2- 0	0- 0		
12- 1	1- 1	1- 0		NON-CONFERENCE		3- 0	2- 0	5- 0		
6- 0	0- 0	0- 0		HOME		1- 0	0- 0	5- 0		
2- 1	1- 1	0- 0		AWAY		1- 0	0- 0	0- 0		
4- 0	0- 0	1- 0		NEUTRAL		1- 0	2- 0	0- 0		
13- 0	2- 0	2- 0		CONFERENCE		3- 0	4- 0	2- 0		
6- 0	2- 0	1- 0		HOME		1- 0	1- 0	1- 0		
7- 0	0- 0	1- 0		AWAY		2- 0	3- 0	1- 0		
0- 0	0- 0	0- 0		NEUTRAL		0- 0	0- 0	0- 0		

RPI	S	Opponent	Score	RPI	S	Opponent	Score	RPI	S	Opponent	Score	RPI	S	Opponent	Score
6	A	UConn	62 87	29	N	Syracuse	67 63	56	A	Georgia	58 35	103	A	Ole Miss	77 59
11	A	Duke	51 50	41	H	Vanderbilt	89 59	61	A	LSU	75 51	124	A	Missouri	60 49
12	H	Kentucky	68 60	42	A	Arkansas	73 56	61	H	LSU	86 62	135	N	Wisconsin	67 44
19	H	Texas A&M	79 61					80	H	Southern California	70 61	141	N	Central Mich.	80 45
								86	N	Liberty	84 44	150	A	Alabama	102 59
								93	A	Hampton	69 49	150	H	Alabama	85 54
												155	A	Florida	77 42
												165	H	Clemson	99 41
												172	H	Savannah St.	111 49
												191	H	Auburn	77 58
												218	H	Charlotte	82 61
												225	H	San Diego St.	89 38
												337	H	N.C. Central	90 26
LAST 12 Division I GAMES:															
42	A	Arkansas	73 56	150	H	Alabama	85 54								
41	H	Vanderbilt	89 59	19	H	Texas A&M	79 61								
61	H	LSU	86 62	155	A	Florida	77 42								
6	A	UConn	62 87	124	A	Missouri	60 49								
56	A	Georgia	58 35	12	H	Kentucky	68 60								
103	A	Ole Miss	77 59	150	A	Alabama	102 59								

Non-Div I Games:

South Carolina

■ Loss,
 ■ Non-Conf, S Site,
 ■ Home
 ■ Away
 N Neutral

Maryland

Through Games Of Feb. 19, 2015

Average RPI Win:	115	WON-LOST	WINNING	LAST 10	STRENGTH OF	OPP. STRENGTH	TEAM	ADJ.	CONF.	ADJ CONF.
Average RPI Loss:	35	RECORD	PCT. RANK	GAMES	SCHEDULE	OF SCHEDULE	RPI	RPI	RPI	RPI
DIV. I ONLY	24- 2	6	10- 0	28	31	5	5	4	4	
DIV. I NON-CONF.	9- 2	35	0- 0	66	107	27	27	2	2	
TOTALS	RPI 1-25	RPI 26-50	W-L RECORDS	RPI 51-100	RPI 101-150	RPI 150+				
24- 2	4- 1	6- 0	OVERALL	4- 1	4- 0	6- 0				
13- 0	2- 0	3- 0	HOME	3- 0	1- 0	4- 0				
10- 1	1- 1	3- 0	AWAY	1- 0	3- 0	2- 0				
1- 1	1- 0	0- 0	NEUTRAL	0- 1	0- 0	0- 0				
9- 2	3- 1	0- 0	NON-CONFERENCE	1- 1	0- 0	5- 0				
6- 0	1- 0	0- 0	HOME	1- 0	0- 0	4- 0				
2- 1	1- 1	0- 0	AWAY	0- 0	0- 0	1- 0				
1- 1	1- 0	0- 0	NEUTRAL	0- 1	0- 0	0- 0				
15- 0	1- 0	6- 0	CONFERENCE	3- 0	4- 0	1- 0				
7- 0	1- 0	3- 0	HOME	2- 0	1- 0	0- 0				
8- 0	0- 0	3- 0	AWAY	1- 0	3- 0	1- 0				
0- 0	0- 0	0- 0	NEUTRAL	0- 0	0- 0	0- 0				

RPI	S	Opponent	Score	RPI	S	Opponent	Score	RPI	S	Opponent	Score	RPI	S	Opponent	Score
3	A	Notre Dame	72 92	34	A	Nebraska	75 47	52	A	Michigan	91 65	105	A	Michigan St.	75 69
7	H	Iowa	93 88	34	H	Nebraska	59 47	67	N	Washington St.	64 70	105	H	Michigan St.	85 56
18	A	George Washington	75 65	36	A	Rutgers	71 59	79	H	American	94 50	135	A	Wisconsin	81 70
20	N	James Madison	80 64	36	H	Rutgers	80 69	90	H	Illinois	74 54	147	A	Indiana	84 74
25	H	South Fla.	85 67	37	A	Minnesota	77 73	98	H	Purdue	88 64	200	A	Penn St.	77 62
				40	H	Ohio St.	87 78					228	H	Towson	81 52
												264	H	Loyola Maryland	65 43
												297	H	Mt. St. Mary's	109 45
												327	H	Wagner	97 24
												338	A	Coppin St.	110 51
LAST 12 Division I GAMES:															
135	A	Wisconsin	81 70	52	A	Michigan	91 65								
105	A	Michigan St.	75 69	147	A	Indiana	84 74								
36	H	Rutgers	80 69	105	H	Michigan St.	85 56								
34	H	Nebraska	59 47	90	H	Illinois	74 54								
200	A	Penn St.	77 62	36	A	Rutgers	71 59								
7	H	Iowa	93 88	37	A	Minnesota	77 73								

Non-Div I Games:

Maryland

Loss, Non-Conf, S Site, H Home A Away N Neutral

Average RPI Win:	124	WON-LOST	WINNING	LAST 10	STRENGTH OF	OPP. STRENGTH	TEAM	ADJ.	CONF.	ADJ CONF.
Average RPI Loss:	21	RECORD	PCT. RANK	GAMES	SCHEDULE	OF SCHEDULE	RPI	RPI	RPI	RPI
DIV. I ONLY	25- 1	2	10- 0	43	35	6	6	7	7	
DIV. I NON-CONF.	11- 1	11	1- 0	4	1	1	1	7	7	
TOTALS	RPI 1-25	RPI 26-50	W-L RECORDS	RPI 51-100	RPI 101-150	RPI 150+				
25- 1	4- 1	3- 0	OVERALL	7- 0	1- 0	10- 0				
12- 0	3- 0	1- 0	HOME	3- 0	1- 0	4- 0				
8- 1	1- 1	0- 0	AWAY	2- 0	0- 0	5- 0				
5- 0	0- 0	2- 0	NEUTRAL	2- 0	0- 0	1- 0				
11- 1	3- 1	2- 0	NON-CONFERENCE	5- 0	0- 0	1- 0				
4- 0	2- 0	0- 0	HOME	2- 0	0- 0	0- 0				
2- 1	1- 1	0- 0	AWAY	1- 0	0- 0	0- 0				
5- 0	0- 0	2- 0	NEUTRAL	2- 0	0- 0	1- 0				
14- 0	1- 0	1- 0	CONFERENCE	2- 0	1- 0	9- 0				
8- 0	1- 0	1- 0	HOME	1- 0	1- 0	4- 0				
6- 0	0- 0	0- 0	AWAY	1- 0	0- 0	5- 0				
0- 0	0- 0	0- 0	NEUTRAL	0- 0	0- 0	0- 0				

RPI	S	Opponent	Score	RPI	S	Opponent	Score	RPI	S	Opponent	Score	RPI	S	Opponent	Score
3	A	Notre Dame	76 58	27	N	Green Bay	89 53	57	H	DePaul	98 64	139	H	Tulsa	98 60
4	H	South Carolina	87 62	41	N	Vanderbilt	91 52	59	A	East Carolina	89 38	151	A	Temple	83 49
11	H	Duke	83 52	48	H	Tulane	87 39	59	H	East Carolina	87 32	151	H	Temple	92 58
21	A	Stanford	86 88					72	H	Creighton	96 60	159	A	Memphis	80 34
25	H	South Fla.	92 50					88	N	St. John's (NY)	70 54	242	A	SMU	87 28
								89	N	UCLA	86 50	242	H	SMU	96 45
								100	A	UC Davis	102 43	260	A	UCF	100 45
												262	H	Houston	85 26
												270	A	Cincinnati	96 31
												270	H	Cincinnati	96 36
												277	N	Col. of Charleston	85 24
LAST 12 Division I GAMES:															
262	H	Houston	85 26	59	H	East Carolina	87 32								
48	H	Tulane	87 39	270	A	Cincinnati	96 31								
4	H	South Carolina	87 62	260	A	UCF	100 45								
159	A	Memphis	80 34	25	H	South Fla.	92 50								
270	H	Cincinnati	96 36	151	H	Temple	92 58								
151	A	Temple	83 49	242	A	SMU	87 28								

Non-Div I Games:

UConn

 Loss,
 Non-Conf, S Site,
 Home
 Away
N Neutral

Through Games Of Feb. 19, 1919										
Average RPI Win:	93	WON-LOST	WINNING	LAST 10	STRENGTH OF	OPP. STRENGTH	TEAM	ADJ.	CONF.	ADJ CONF.
Average RPI Loss:	36	RECORD	PCT. RANK	GAMES	SCHEDULE	OF SCHEDULE	RPI	RPI	RPI	RPI
DIV. I ONLY	21- 5	25	8- 2	7	7	7	7	4	4	
DIV. I NON-CONF.	9- 2	35	0- 0	12	12	8	8	2	2	
TOTALS	RPI 1-25	RPI 26-50	W-L RECORDS	RPI 51-100	RPI 101-150	RPI 150+				
21- 5	1- 2	8- 2	OVERALL	3- 1	5- 0	4- 0				
14- 0	1- 0	4- 0	HOME	2- 0	3- 0	4- 0				
6- 4	0- 2	3- 1	AWAY	1- 1	2- 0	0- 0				
1- 1	0- 0	1- 1	NEUTRAL	0- 0	0- 0	0- 0				
9- 2	1- 1	2- 1	NON-CONFERENCE	1- 0	2- 0	3- 0				
7- 0	1- 0	1- 0	HOME	0- 0	2- 0	3- 0				
1- 1	0- 1	0- 0	AWAY	1- 0	0- 0	0- 0				
1- 1	0- 0	1- 1	NEUTRAL	0- 0	0- 0	0- 0				
12- 3	0- 1	6- 1	CONFERENCE	2- 1	3- 0	1- 0				
7- 0	0- 0	3- 0	HOME	2- 0	1- 0	1- 0				
5- 3	0- 1	3- 1	AWAY	0- 1	2- 0	0- 0				
0- 0	0- 0	0- 0	NEUTRAL	0- 0	0- 0	0- 0				

RPI	S	Opponent	Score	RPI	S	Opponent	Score	RPI	S	Opponent	Score	RPI	S	Opponent	Score
5	A	Maryland	88 93	34	A	Nebraska	69 61	52	H	Michigan	76 70	105	A	Michigan St.	52 50
8	A	Louisville	52 86	34	H	Nebraska	78 72	73	A	Drake	100 98	113	H	UNI	73 45
14	H	Dayton	90 83	35	A	Northwestern	102 99	90	A	Illinois	61 73	128	H	Colorado	78 63
				35	H	Northwestern	83 70	98	H	Purdue	73 59	135	A	Wisconsin	87 75
				36	A	Rutgers	79 72					147	H	Indiana	81 64
				37	A	Minnesota	80 93					170	H	Robert Morris	85 67
				39	N	Gonzaga	79 67					200	H	Penn St.	77 52
				40	H	Ohio St.	73 65					212	H	USC Upstate	107 56
				42	N	Arkansas	67 77					216	H	Pepperdine	97 68
				46	H	Iowa St.	76 67								
LAST 12 Division I GAMES:															
37	A	Minnesota	80 93	35	A	Northwestern	102 99								
147	H	Indiana	81 64	34	H	Nebraska	78 72								
34	A	Nebraska	69 61	52	H	Michigan	76 70								
135	A	Wisconsin	87 75	105	A	Michigan St.	52 50								
40	H	Ohio St.	73 65	35	H	Northwestern	83 70								
5	A	Maryland	88 93	98	H	Purdue	73 59								

Non-Div I Games:

Iowa

■ Loss,
■ Non-Conf, S Site,
■ Home
■ Away
N Neutral

Louisville

Through Games Of Feb. 19, 2015

Average RPI Win:	126	WON-LOST	WINNING	LAST 10	STRENGTH OF	OPP. STRENGTH	TEAM	ADJ.	CONF.	ADJ CONF.
Average RPI Loss:	12	RECORD	PCT. RANK	GAMES	SCHEDULE	OF SCHEDULE	RPI	RPI	RPI	RPI
DIV. I ONLY	23- 3	12	8- 2	20	40	8	8	2	2	
DIV. I NON-CONF.	12- 1	7	0- 0	48	114	13	13	3	3	
TOTALS	RPI 1-25	RPI 26-50	W-L RECORDS	RPI 51-100	RPI 101-150	RPI 150+				
23- 3	2- 3	6- 0	OVERALL	2- 0	3- 0	10- 0				
15- 1	2- 1	4- 0	HOME	2- 0	3- 0	4- 0				
8- 2	0- 2	2- 0	AWAY	0- 0	0- 0	6- 0				
0- 0	0- 0	0- 0	NEUTRAL	0- 0	0- 0	0- 0				
12- 1	1- 1	2- 0	NON-CONFERENCE	0- 0	2- 0	7- 0				
8- 1	1- 1	1- 0	HOME	0- 0	2- 0	4- 0				
4- 0	0- 0	1- 0	AWAY	0- 0	0- 0	3- 0				
0- 0	0- 0	0- 0	NEUTRAL	0- 0	0- 0	0- 0				
11- 2	1- 2	4- 0	CONFERENCE	2- 0	1- 0	3- 0				
7- 0	1- 0	3- 0	HOME	2- 0	1- 0	0- 0				
4- 2	0- 2	1- 0	AWAY	0- 0	0- 0	3- 0				
0- 0	0- 0	0- 0	NEUTRAL	0- 0	0- 0	0- 0				

RPI 1-25				RPI 26-50				RPI 51-100				RPI 101+			
RPI	S	Opponent	Score	RPI	S	Opponent	Score	RPI	S	Opponent	Score	RPI	S	Opponent	Score
7	H	Iowa	86 52	28	A	Pittsburgh	63 57	75	H	North Carolina St.	65 58	110	H	Virginia	67 55
11	A	Duke	58 66	28	H	Pittsburgh	48 35	95	H	Georgia Tech	75 48	126	H	Ball St.	69 56
12	H	Kentucky	68 77	29	H	Syracuse	78 58					146	H	UT Martin	77 43
13	A	Florida St.	63 68	31	A	California	70 57					161	H	Old Dominion	100 46
15	H	North Carolina	75 66	33	H	Western Ky.	89 67					165	A	Clemson	81 49
				47	H	Miami (FL)	68 55					166	H	Belmont	95 35
LAST 12 Division I GAMES:															
				206	A	Virginia Tech	69 49	47	H	Miami (FL)	68 55	205	A	Wake Forest	79 68
				15	H	North Carolina	75 66	13	A	Florida St.	63 68	206	A	Virginia Tech	69 49
				165	A	Clemson	81 49	110	H	Virginia	67 55	213	H	Lafayette	102 61
				28	H	Pittsburgh	48 35	75	H	North Carolina St.	65 58	237	A	IUPUI	89 69
				11	A	Duke	58 66	205	A	Wake Forest	79 68	244	H	Evansville	73 51
				29	H	Syracuse	78 58	28	A	Pittsburgh	63 57	257	A	Valparaiso	86 59
												275	A	Grand Canyon	65 51

Non-Div I Games:

Louisville

■ Loss,
 ■ Non-Conf, S Site,
 ■ Home
 ■ Away
 N Neutral

Average RPI Win:	119	WON-LOST	WINNING	LAST 10	STRENGTH OF	OPP. STRENGTH	TEAM	ADJ.	CONF.	ADJ CONF.
Average RPI Loss:	12	RECORD	PCT. RANK	GAMES	SCHEDULE	OF SCHEDULE	RPI	RPI	RPI	RPI
DIV. I ONLY	22- 2	9	9- 1	46	8	9	9	5	5	
DIV. I NON-CONF.	9- 1	21	0- 0	148	32	24	24	4	4	
TOTALS	RPI 1-25	RPI 26-50	W-L RECORDS	RPI 51-100	RPI 101-150	RPI 150+				
22- 2	4- 2	0- 0	OVERALL	7- 0	4- 0	7- 0				
11- 0	2- 0	0- 0	HOME	3- 0	1- 0	5- 0				
7- 2	2- 0	0- 0	AWAY	3- 0	1- 0	1- 0				
4- 0	0- 0	0- 0	NEUTRAL	1- 0	2- 0	1- 0				
9- 1	1- 1	0- 0	NON-CONFERENCE	1- 0	2- 0	5- 0				
4- 0	0- 0	0- 0	HOME	0- 0	0- 0	4- 0				
1- 1	1- 1	0- 0	AWAY	0- 0	0- 0	0- 0				
4- 0	0- 0	0- 0	NEUTRAL	1- 0	2- 0	1- 0				
13- 1	3- 1	0- 0	CONFERENCE	6- 0	2- 0	2- 0				
7- 0	2- 0	0- 0	HOME	3- 0	1- 0	1- 0				
6- 1	1- 1	0- 0	AWAY	3- 0	1- 0	1- 0				
0- 0	0- 0	0- 0	NEUTRAL	0- 0	0- 0	0- 0				

RPI	S	Opponent	Score	RPI	S	Opponent	Score	RPI	S	Opponent	Score	RPI	S	Opponent	Score
1	A	Tennessee	63 74					63	N	BYU	71 61	107	N	Southern Ill.	71 55
10	A	Arizona St.	68 57					67	A	Washington St.	61 56	121	N	Butler	85 53
10	H	Arizona St.	70 64					67	H	Washington St.	73 70	142	A	Oregon	77 48
15	A	North Carolina	70 55					80	A	Southern California	76 66	142	H	Oregon	70 37
22	A	Washington	67 76					80	H	Southern California	68 35	154	H	Sacramento St.	109 61
22	H	Washington	75 67					89	A	UCLA	65 47	167	A	Arizona	73 55
								89	H	UCLA	82 64	167	H	Arizona	73 48
												201	H	Idaho	75 53
												266	H	Utah St.	85 62
												278	N	Nevada	73 50
												290	H	Portland	87 65
LAST 12 Division I GAMES:															
167	H	Arizona	73 48	10	A	Arizona St.	68 57								
10	H	Arizona St.	70 64	167	A	Arizona	73 55								
67	A	Washington St.	61 56	22	H	Washington	75 67								
22	A	Washington	67 76	67	H	Washington St.	73 70								
89	H	UCLA	82 64	142	A	Oregon	77 48								
80	H	Southern California	68 35	142	H	Oregon	70 37								

Non-Div I Games: Concordia Portland 92 35

Oregon St.

■ Loss,
■ Non-Conf, S Site,
■ Home
■ Away
N Neutral

Average RPI Win:	110	WON-LOST	WINNING	LAST 10	STRENGTH OF	OPP. STRENGTH	TEAM	ADJ.	CONF.	ADJ CONF.
Average RPI Loss:	19	RECORD	PCT. RANK	GAMES	SCHEDULE	OF SCHEDULE	RPI	RPI	RPI	RPI
DIV. I ONLY	22- 4	18	4- 2	15	28	10	10	5	5	
DIV. I NON-CONF.	11- 1	11	2- 0	36	34	7	7	4	4	
TOTALS	RPI 1-25	RPI 26-50	W-L RECORDS	RPI 51-100	RPI 101-150	RPI 150+				
22- 4	3- 2	5- 2	OVERALL	3- 0	6- 0	5- 0				
12- 2	2- 1	2- 1	HOME	2- 0	4- 0	2- 0				
8- 1	1- 1	2- 0	AWAY	0- 0	2- 0	3- 0				
2- 1	0- 0	1- 1	NEUTRAL	1- 0	0- 0	0- 0				
11- 1	0- 0	4- 1	NON-CONFERENCE	2- 0	3- 0	2- 0				
7- 0	0- 0	2- 0	HOME	1- 0	3- 0	1- 0				
2- 0	0- 0	1- 0	AWAY	0- 0	0- 0	1- 0				
2- 1	0- 0	1- 1	NEUTRAL	1- 0	0- 0	0- 0				
11- 3	3- 2	1- 1	CONFERENCE	1- 0	3- 0	3- 0				
5- 2	2- 1	0- 1	HOME	1- 0	1- 0	1- 0				
6- 1	1- 1	1- 0	AWAY	0- 0	2- 0	2- 0				
0- 0	0- 0	0- 0	NEUTRAL	0- 0	0- 0	0- 0				

RPI S	Opponent	Score	RPI S	Opponent	Score	RPI S	Opponent	Score	RPI S	Opponent	Score
9	A Oregon St.	64 70	27	N Green Bay	57 63	67	H Washington St.	78 64	104	H Lehigh	81 61
9	H Oregon St.	57 68	31	A California	67 52	82	N Villanova	51 46	117	H Yale	69 51
21	A Stanford	60 57	31	H California	49 50	100	H UC Davis	72 51	128	A Colorado	68 60
21	H Stanford	53 52	35	H Northwestern	88 75				129	H Bakersfield	83 54
22	H Washington	62 48	41	N Vanderbilt	72 67				142	A Oregon	72 52
			47	A Miami (FL)	65 61				142	H Oregon	70 58
			50	H Middle Tenn.	81 67				167	A Arizona	88 41
									167	H Arizona	71 54
									241	A Utah	58 48
									242	H SMU	77 42
									319	A Illinois St.	89 44
LAST 12 Division I GAMES:											
35	H Northwestern	88 75	241	A Utah	58 48						
41	N Vanderbilt	72 67	128	A Colorado	68 60						
142	A Oregon	72 52	9	H Oregon St.	57 68						
9	A Oregon St.	64 70	142	H Oregon	70 58						
31	H California	49 50	21	A Stanford	60 57						
21	H Stanford	53 52	31	A California	67 52						

Non-Div I Games:

Arizona St.

Average RPI Win:	125	WON-LOST	WINNING	LAST 10	STRENGTH OF	OPP. STRENGTH	TEAM	ADJ.	CONF.	ADJ CONF.
Average RPI Loss:	25	RECORD	PCT. RANK	GAMES	SCHEDULE	OF SCHEDULE	RPI	RPI	RPI	RPI
DIV. I ONLY	19- 7	45	8- 2	4	14	11	11	2	2	
DIV. I NON-CONF.	9- 4	84	0- 0	7	25	23	23	3	3	
TOTALS	RPI 1-25	RPI 26-50	W-L RECORDS	RPI 51-100	RPI 101-150	RPI 150+				
19- 7	4- 5	3- 1	OVERALL	0- 1	3- 0	9- 0				
14- 1	3- 1	3- 0	HOME	0- 0	1- 0	7- 0				
5- 6	1- 4	0- 1	AWAY	0- 1	2- 0	2- 0				
0- 0	0- 0	0- 0	NEUTRAL	0- 0	0- 0	0- 0				
9- 4	2- 3	0- 1	NON-CONFERENCE	0- 0	2- 0	5- 0				
7- 1	2- 1	0- 0	HOME	0- 0	1- 0	4- 0				
2- 3	0- 2	0- 1	AWAY	0- 0	1- 0	1- 0				
0- 0	0- 0	0- 0	NEUTRAL	0- 0	0- 0	0- 0				
10- 3	2- 2	3- 0	CONFERENCE	0- 1	1- 0	4- 0				
7- 0	1- 0	3- 0	HOME	0- 0	0- 0	3- 0				
3- 3	1- 2	0- 0	AWAY	0- 1	1- 0	1- 0				
0- 0	0- 0	0- 0	NEUTRAL	0- 0	0- 0	0- 0				

RPI	S	Opponent	Score
3	A	Notre Dame	50 63
4	H	South Carolina	50 51
6	A	UConn	52 83
8	H	Louisville	66 58
12	H	Kentucky	89 68
13	A	Florida St.	58 74
15	A	North Carolina	74 67
19	A	Texas A&M	59 63
23	H	Oklahoma	92 72

RPI	S	Opponent	Score
28	H	Pittsburgh	62 45
29	H	Syracuse	74 72
34	A	Nebraska	54 60
47	H	Miami (FL)	68 53

RPI	S	Opponent	Score
99	A	Boston College	56 60

RPI	S	Opponent	Score
110	A	Virginia	71 45
127	H	Buffalo	88 54
150	A	Alabama	90 40
161	A	Old Dominion	82 66
165	H	Clemson	89 60
185	H	Stony Brook	72 42
204	H	N.C. A&T	87 36
205	A	Wake Forest	70 53
205	H	Wake Forest	70 63
206	H	Virginia Tech	65 40
232	H	UMass Lowell	95 48
263	H	Marquette	83 51

LAST 12 Division I GAMES:

3	A	Notre Dame	50 63	15	A	North Carolina	74 67
110	A	Virginia	71 45	99	A	Boston College	56 60
165	H	Clemson	89 60	47	H	Miami (FL)	68 53
205	A	Wake Forest	70 53	206	H	Virginia Tech	65 40
8	H	Louisville	66 58	13	A	Florida St.	58 74
28	H	Pittsburgh	62 45	29	H	Syracuse	74 72

Non-Div I Games:

Duke

■ Loss,
 ■ Non-Conf, S Site,
 ■ Home
 ■ Away
 N Neutral

Average RPI Win:	107	WON-LOST	WINNING	LAST 10	STRENGTH OF	OPP. STRENGTH	TEAM	ADJ.	CONF.	ADJ CONF.
Average RPI Loss:	27	RECORD	PCT. RANK	GAMES	SCHEDULE	OF SCHEDULE	RPI	RPI	RPI	RPI
DIV. I ONLY	19- 7	45	5- 5	2	5	12	12	3	3	
DIV. I NON-CONF.	11- 2	29	0- 0	9	7	4	4	5	5	
TOTALS	RPI 1-25	RPI 26-50	W-L RECORDS	RPI 51-100	RPI 101-150	RPI 150+				
19- 7	4- 5	3- 0	OVERALL	1- 2	5- 0	6- 0				
12- 2	1- 2	2- 0	HOME	1- 0	2- 0	6- 0				
5- 4	1- 3	1- 0	AWAY	0- 1	3- 0	0- 0				
2- 1	2- 0	0- 0	NEUTRAL	0- 1	0- 0	0- 0				
11- 2	4- 1	1- 0	NON-CONFERENCE	0- 1	2- 0	4- 0				
7- 0	1- 0	1- 0	HOME	0- 0	1- 0	4- 0				
2- 1	1- 1	0- 0	AWAY	0- 0	1- 0	0- 0				
2- 1	2- 0	0- 0	NEUTRAL	0- 1	0- 0	0- 0				
8- 5	0- 4	2- 0	CONFERENCE	1- 1	3- 0	2- 0				
5- 2	0- 2	1- 0	HOME	1- 0	1- 0	2- 0				
3- 3	0- 2	1- 0	AWAY	0- 1	2- 0	0- 0				
0- 0	0- 0	0- 0	NEUTRAL	0- 0	0- 0	0- 0				

RPI	S	Opponent	Score	RPI	S	Opponent	Score	RPI	S	Opponent	Score	RPI	S	Opponent	Score
1	A	Tennessee	58 72	30	H	Mississippi St.	92 90	56	H	Georgia	80 72	103	H	Ole Miss	64 58
1	H	Tennessee	72 73	41	A	Vanderbilt	82 68	61	A	LSU	79 84	124	A	Missouri	83 69
2	H	Baylor	74 64	50	H	Middle Tenn.	78 62	90	N	Illinois	71 77	141	A	Central Mich.	71 68
4	A	South Carolina	60 68									148	H	Appalachian St.	111 74
8	A	Louisville	77 68									150	A	Alabama	78 66
11	A	Duke	68 89									155	H	Florida	62 56
19	H	Texas A&M	69 81									166	H	Belmont	71 55
23	N	Oklahoma	92 88									180	H	Northern Ky.	82 64
25	N	South Fla.	61 57									191	H	Auburn	78 57
												221	H	Morehead St.	91 62
												223	H	Tennessee St.	87 75
LAST 12 Division I GAMES:															
19	H	Texas A&M	69 81	124	A	Missouri	83 69								
1	A	Tennessee	58 72	61	A	LSU	79 84								
30	H	Mississippi St.	92 90	155	H	Florida	62 56								
41	A	Vanderbilt	82 68	4	A	South Carolina	60 68								
56	H	Georgia	80 72	191	H	Auburn	78 57								
1	H	Tennessee	72 73	103	H	Ole Miss	64 58								

Non-Div I Games:

Kentucky

■ Loss,
■ Non-Conf, S Site,
■ Home
■ Away
N Neutral

Average RPI Win: 143		WON-LOST	WINNING	LAST 10	STRENGTH OF	OPP. STRENGTH	TEAM	ADJ.	CONF.	ADJ CONF.
Average RPI Loss: 13		RECORD	PCT. RANK	GAMES	SCHEDULE	OF SCHEDULE	RPI	RPI	RPI	RPI
DIV. I ONLY		24- 3	10	9- 1	52	37	13	13	2	2
DIV. I NON-CONF.		13- 1	4	0- 0	170	122	35	35	3	3
<hr/>										
TOTALS	RPI 1-25		RPI 26-50		W-L RECORDS	RPI 51-100	RPI 101-150		RPI 150+	
24- 3	2- 3		4- 0		OVERALL	2- 0	2- 0		14- 0	
13- 0	2- 0		3- 0		HOME	0- 0	0- 0		8- 0	
7- 2	0- 2		1- 0		AWAY	2- 0	1- 0		3- 0	
4- 1	0- 1		0- 0		NEUTRAL	0- 0	1- 0		3- 0	
13- 1	0- 1		1- 0		NON-CONFERENCE	1- 0	1- 0		10- 0	
6- 0	0- 0		0- 0		HOME	0- 0	0- 0		6- 0	
3- 0	0- 0		1- 0		AWAY	1- 0	0- 0		1- 0	
4- 1	0- 1		0- 0		NEUTRAL	0- 0	1- 0		3- 0	
11- 2	2- 2		3- 0		CONFERENCE	1- 0	1- 0		4- 0	
7- 0	2- 0		3- 0		HOME	0- 0	0- 0		2- 0	
4- 2	0- 2		0- 0		AWAY	1- 0	1- 0		2- 0	
0- 0	0- 0		0- 0		NEUTRAL	0- 0	0- 0		0- 0	

RPI	S	Opponent	Score
3	A	Notre Dame	68 74
8	H	Louisville	68 63
11	H	Duke	74 58
15	A	North Carolina	63 71
22	N	Washington	68 80

RPI	S	Opponent	Score
28	H	Pittsburgh	58 43
29	H	Syracuse	62 52
47	H	Miami (FL)	80 60
48	A	Tulane	65 54

RPI	S	Opponent	Score
95	A	Georgia Tech	82 62
98	A	Purdue	67 64

RPI	S	Opponent	Score
110	A	Virginia	65 56
136	N	Furman	94 63
151	A	Temple	66 62
155	H	Florida	77 51
162	N	Hartford	69 59
165	A	Clemson	82 52
165	H	Clemson	81 38
172	H	Savannah St.	97 51
198	N	Massachusetts	73 47
203	H	UAB	92 62
205	H	Wake Forest	110 80
206	A	Virginia Tech	59 44
230	H	Jacksonville	73 46
255	H	North Florida	79 58
261	H	Bethune-Cookman	103 34
302	N	Eastern Ill.	91 55

LAST 12 Division I GAMES:

165	H	Clemson	81 38	205	H	Wake Forest	110 80
110	A	Virginia	65 56	8	H	Louisville	68 63
15	A	North Carolina	63 71	206	A	Virginia Tech	59 44
47	H	Miami (FL)	80 60	28	H	Pittsburgh	58 43
29	H	Syracuse	62 52	11	H	Duke	74 58
95	A	Georgia Tech	82 62	165	A	Clemson	82 52

Non-Div I Games:

Florida St.

Average RPI Win: 123		WON-LOST	WINNING	LAST 10	STRENGTH OF	OPP. STRENGTH	TEAM	ADJ.	CONF.	ADJ CONF.
Average RPI Loss: 30		RECORD	PCT. RANK	GAMES	SCHEDULE	OF SCHEDULE	RPI	RPI	RPI	RPI
DIV. I ONLY		20- 5	27	9- 1	25	55	14	14	6	6
DIV. I NON-CONF.		9- 3	60	0- 0	31	9	12	12	6	6
TOTALS		RPI 1-25	RPI 26-50		W-L RECORDS		RPI 51-100	RPI 101-150	RPI 150+	
20- 5	0- 3	3- 1		OVERALL		5- 1	8- 0	4- 0		
10- 1	0- 1	2- 0		HOME		2- 0	4- 0	2- 0		
9- 4	0- 2	1- 1		AWAY		3- 1	3- 0	2- 0		
1- 0	0- 0	0- 0		NEUTRAL		0- 0	1- 0	0- 0		
9- 3	0- 1	2- 1		NON-CONFERENCE		2- 1	4- 0	1- 0		
5- 0	0- 0	1- 0		HOME		1- 0	2- 0	1- 0		
3- 3	0- 1	1- 1		AWAY		1- 1	1- 0	0- 0		
1- 0	0- 0	0- 0		NEUTRAL		0- 0	1- 0	0- 0		
11- 2	0- 2	1- 0		CONFERENCE		3- 0	4- 0	3- 0		
5- 1	0- 1	1- 0		HOME		1- 0	2- 0	1- 0		
6- 1	0- 1	0- 0		AWAY		2- 0	2- 0	2- 0		
0- 0	0- 0	0- 0		NEUTRAL		0- 0	0- 0	0- 0		

RPI	S	Opponent	Score	RPI	S	Opponent	Score	RPI	S	Opponent	Score	RPI	S	Opponent	Score
7	A	Iowa	83 90	27	H	Green Bay	72 66	67	A	Washington St.	60 76	114	H	Saint Joseph's	82 64
18	A	George Washington	56 67	39	A	Gonzaga	65 75	83	A	Fordham	59 45	116	H	Toledo	79 57
18	H	George Washington	66 69	41	A	Vanderbilt	71 67	91	A	Richmond	76 62	118	H	Rhode Island	77 33
				49	H	Duquesne	78 67	91	H	Richmond	79 41	123	A	St. Bonaventure	86 70
								94	A	Wright St.	79 76	125	A	VCU	75 56
								98	H	Purdue	63 61	141	A	Central Mich.	98 89
												141	H	Central Mich.	86 76
												146	N	UT Martin	78 47
												156	H	Saint Louis	87 72
												226	A	George Mason	84 73
												238	H	Providence	72 56
												249	A	Davidson	67 51
LAST 12 Division I GAMES:															
83	A	Fordham	59 45	91	A	Richmond	76 62								
114	H	Saint Joseph's	82 64	125	A	VCU	75 56								
91	H	Richmond	79 41	118	H	Rhode Island	77 33								
18	A	George Washington	56 67	123	A	St. Bonaventure	86 70								
226	A	George Mason	84 73	49	H	Duquesne	78 67								
156	H	Saint Louis	87 72	249	A	Davidson	67 51								

Non-Div I Games:

Dayton

■ Loss,
 ■ Non-Conf, S Site,
 ■ Home
 ■ Away
 N Neutral

North Carolina

Through Games Of Feb. 19, 2015

Average RPI Win: 118		WON-LOST	WINNING	LAST 10	STRENGTH OF		OPP. STRENGTH	TEAM	ADJ.	CONF.	ADJ CONF.
Average RPI Loss: 15		RECORD	PCT. RANK	GAMES	SCHEDULE		OF SCHEDULE	RPI	RPI	RPI	RPI
DIV. I ONLY		21- 6	32	6- 4	9		24	15	15	2	2
DIV. I NON-CONF.		13- 1	4	0- 0	18		71	6	6	3	3
TOTALS		RPI 1-25	RPI 26-50		W-L RECORDS		RPI 51-100	RPI 101-150		RPI 150+	
21- 6		2- 4	1- 2		OVERALL		9- 0	4- 0		5- 0	
11- 3		1- 3	0- 0		HOME		6- 0	2- 0		2- 0	
6- 3		0- 1	1- 2		AWAY		2- 0	1- 0		2- 0	
4- 0		1- 0	0- 0		NEUTRAL		1- 0	1- 0		1- 0	
13- 1		1- 1	1- 0		NON-CONFERENCE		5- 0	4- 0		2- 0	
6- 1		0- 1	0- 0		HOME		3- 0	2- 0		1- 0	
3- 0		0- 0	1- 0		AWAY		1- 0	1- 0		0- 0	
4- 0		1- 0	0- 0		NEUTRAL		1- 0	1- 0		1- 0	
8- 5		1- 3	0- 2		CONFERENCE		4- 0	0- 0		3- 0	
5- 2		1- 2	0- 0		HOME		3- 0	0- 0		1- 0	
3- 3		0- 1	0- 2		AWAY		1- 0	0- 0		2- 0	
0- 0		0- 0	0- 0		NEUTRAL		0- 0	0- 0		0- 0	

RPI	S	Opponent	Score	RPI	S	Opponent	Score	RPI	S	Opponent	Score	RPI	S	Opponent	Score
3	H	Notre Dame	79 89	28	A	Pittsburgh	59 84	51	H	Oklahoma St.	79 77	115	H	East Tenn. St.	95 62
8	A	Louisville	66 75	29	A	Syracuse	56 61	75	A	North Carolina St.	67 63	119	N	Elon	85 67
9	H	Oregon St.	55 70	36	A	Rutgers	96 93	75	H	North Carolina St.	72 56	142	A	Oregon	76 59
11	H	Duke	67 74					78	N	Maine	65 36	148	H	Appalachian St.	84 52
13	H	Florida St.	71 63					84	H	Albany (NY)	71 56	165	A	Clemson	78 56
21	N	Stanford	70 54					87	A	Hawaii	74 65	205	H	Wake Forest	83 45
								89	H	UCLA	84 68	206	A	Virginia Tech	74 52
								95	H	Georgia Tech	96 81	224	N	Prairie View	81 45
								99	H	Boston College	72 60	344	H	Howard	83 49
LAST 12 Division I GAMES:															
205	H	Wake Forest	83 45	11	H	Duke	67 74								
8	A	Louisville	66 75	75	A	North Carolina St.	67 63								
13	H	Florida St.	71 63	165	A	Clemson	78 56								
206	A	Virginia Tech	74 52	3	H	Notre Dame	79 89								
29	A	Syracuse	56 61	95	H	Georgia Tech	96 81								
99	H	Boston College	72 60	28	A	Pittsburgh	59 84								

Non-Div I Games:

North Carolina

■ Loss,
■ Non-Conf, S Site,
■ Home
■ Away
N Neutral

Average RPI Win: 156	WON-LOST	WINNING	LAST 10	STRENGTH OF	OPP. STRENGTH	TEAM	ADJ.	CONF.	ADJ CONF.
Average RPI Loss: 116	RECORD	PCT. RANK	GAMES	SCHEDULE	OF SCHEDULE	RPI	RPI	RPI	RPI
DIV. I ONLY	23- 2	7	10- 0	61	114	16	16	11	11
DIV. I NON-CONF.	12- 2	26	1- 0	77	65	20	20	12	12
TOTALS	RPI 1-25	RPI 26-50	W-L RECORDS	RPI 51-100	RPI 101-150	RPI 150+			
23- 2	1- 0	3- 1	OVERALL	3- 0	3- 0	13- 1			
11- 0	1- 0	1- 0	HOME	1- 0	1- 0	7- 0			
8- 1	0- 0	1- 0	AWAY	1- 0	1- 0	5- 1			
4- 1	0- 0	1- 1	NEUTRAL	1- 0	1- 0	1- 0			
12- 2	1- 0	1- 1	NON-CONFERENCE	3- 0	1- 0	6- 1			
5- 0	1- 0	0- 0	HOME	1- 0	0- 0	3- 0			
3- 1	0- 0	0- 0	AWAY	1- 0	0- 0	2- 1			
4- 1	0- 0	1- 1	NEUTRAL	1- 0	1- 0	1- 0			
11- 0	0- 0	2- 0	CONFERENCE	0- 0	2- 0	7- 0			
6- 0	0- 0	1- 0	HOME	0- 0	1- 0	4- 0			
5- 0	0- 0	1- 0	AWAY	0- 0	1- 0	3- 0			
0- 0	0- 0	0- 0	NEUTRAL	0- 0	0- 0	0- 0			

RPI 1-25				Team's RPI: 16		RPI 26-50				RPI 51-100				RPI 101+			
RPI	S	Opponent	Score	RPI	S	Opponent	Score	RPI	S	Opponent	Score	RPI	S	Opponent	Score		
18	H	George Washington	88 75	32	N	Quinnipiac	71 65	53	A	Arkansas St.	74 68	109	N	CSUN	73 64		
				40	N	Ohio St.	83 90	55	N	Wichita St.	56 39	134	A	Kennesaw St.	71 60		
				43	A	Stetson	61 39	81	H	Southern Miss.	78 62	134	H	Kennesaw St.	61 47		
				43	H	Stetson	57 55					158	A	Harvard	68 58		
												165	N	Clemson	86 61		
												174	H	Northern Colo.	69 56		
												180	A	Northern Ky.	67 46		
												180	H	Northern Ky.	75 47		
												191	A	Auburn	69 72		
												212	H	USC Upstate	79 61		
												230	A	Jacksonville	60 37		
												238	H	Providence	68 58		
												247	A	Lipscomb	71 49		
												247	H	Lipscomb	69 43		
												255	H	North Florida	75 42		
												261	A	Bethune-Cookman	91 46		
												333	H	FIU	97 49		
LAST 12 Division I GAMES:																	
				134	A	Kennesaw St.	71 60					134	H	Kennesaw St.	61 47		
				247	H	Lipscomb	69 43					212	H	USC Upstate	79 61		
				180	H	Northern Ky.	75 47					230	A	Jacksonville	60 37		
				43	A	Stetson	61 39					255	H	North Florida	75 42		
				180	A	Northern Ky.	67 46					43	H	Stetson	57 55		
				247	A	Lipscomb	71 49					158	A	Harvard	68 58		

Non-Div I Games: Ave Maria 102 54

FGCU

■ Loss,
 ■ Non-Conf,
 ■ S Site,
 ■ Home
 ■ Away
 N Neutral

Average RPI Win:	158	WON-LOST	WINNING	LAST 10	STRENGTH OF	OPP. STRENGTH	TEAM	ADJ.	CONF.	ADJ CONF.
Average RPI Loss:	0	RECORD	PCT. RANK	GAMES	SCHEDULE	OF SCHEDULE	RPI	RPI	RPI	RPI
DIV. I ONLY	23- 0	1	10- 0	146	81	17	17	8	8	
DIV. I NON-CONF.	16- 0	1	5- 0	162	56	17	17	10	10	
TOTALS	RPI 1-25	RPI 26-50	W-L RECORDS	RPI 51-100	RPI 101-150	RPI 150+				
23- 0	0- 0	2- 0	OVERALL	7- 0	2- 0	12- 0				
7- 0	0- 0	0- 0	HOME	3- 0	0- 0	4- 0				
12- 0	0- 0	2- 0	AWAY	4- 0	1- 0	5- 0				
4- 0	0- 0	0- 0	NEUTRAL	0- 0	1- 0	3- 0				
16- 0	0- 0	2- 0	NON-CONFERENCE	5- 0	1- 0	8- 0				
4- 0	0- 0	0- 0	HOME	1- 0	0- 0	3- 0				
8- 0	0- 0	2- 0	AWAY	4- 0	0- 0	2- 0				
4- 0	0- 0	0- 0	NEUTRAL	0- 0	1- 0	3- 0				
7- 0	0- 0	0- 0	CONFERENCE	2- 0	1- 0	4- 0				
3- 0	0- 0	0- 0	HOME	2- 0	0- 0	1- 0				
4- 0	0- 0	0- 0	AWAY	0- 0	1- 0	3- 0				
0- 0	0- 0	0- 0	NEUTRAL	0- 0	0- 0	0- 0				

RPI S	Opponent	Score	RPI S	Opponent	Score	RPI S	Opponent	Score	RPI S	Opponent	Score
28	A Pittsburgh	59 43	49	A Duquesne	79 62	52	A Michigan	85 55	112	N Montana	80 55
						66	H Penn	83 54	117	A Yale	56 50
						76	H Drexel	59 43	158	A Harvard	96 46
						79	A American	63 56	162	N Hartford	64 51
						83	A Fordham	67 53	173	A Dartmouth	83 65
						93	A Hampton	75 63	175	A Delaware	87 59
						96	H Cornell	75 47	205	N Wake Forest	72 55
									218	N Charlotte	73 43
									229	A Brown	86 58
									259	A Monmouth	84 53
									286	H Georgetown	83 54
									294	H Columbia	83 44
									305	H Portland St.	104 33
									321	H Binghamton	96 58
LAST 12 Division I GAMES:											
117	A Yale	56 50	66	H Penn	83 54						
229	A Brown	86 58	93	A Hampton	75 63						
96	H Cornell	75 47	83	A Fordham	67 53						
294	H Columbia	83 44	162	N Hartford	64 51						
173	A Dartmouth	83 65	259	A Monmouth	84 53						
158	A Harvard	96 46	305	H Portland St.	104 33						

Non-Div I Games:

Princeton

■ Loss,
 ■ Non-Conf, S Site,
 ■ Home
 ■ Away
 N Neutral

Average RPI Win:	141	WON-LOST	WINNING	LAST 10	STRENGTH OF	OPP. STRENGTH	TEAM	ADJ.	CONF.	ADJ CONF.
Average RPI Loss:	59	RECORD	PCT. RANK	GAMES	SCHEDULE	OF SCHEDULE	RPI	RPI	RPI	RPI
DIV. I ONLY	22- 3	15	9- 1	57	63	18	18	6	6	
DIV. I NON-CONF.	10- 2	31	0- 0	90	22	29	29	6	6	
TOTALS	RPI 1-25	RPI 26-50	W-L RECORDS	RPI 51-100	RPI 101-150	RPI 150+				
22- 3	2- 2	2- 0	OVERALL	5- 0	4- 0	9- 1				
11- 1	1- 1	2- 0	HOME	2- 0	2- 0	4- 0				
9- 2	1- 1	0- 0	AWAY	1- 0	2- 0	5- 1				
2- 0	0- 0	0- 0	NEUTRAL	2- 0	0- 0	0- 0				
10- 2	0- 2	1- 0	NON-CONFERENCE	4- 0	0- 0	5- 0				
5- 1	0- 1	1- 0	HOME	1- 0	0- 0	3- 0				
3- 1	0- 1	0- 0	AWAY	1- 0	0- 0	2- 0				
2- 0	0- 0	0- 0	NEUTRAL	2- 0	0- 0	0- 0				
12- 1	2- 0	1- 0	CONFERENCE	1- 0	4- 0	4- 1				
6- 0	1- 0	1- 0	HOME	1- 0	2- 0	1- 0				
6- 1	1- 0	0- 0	AWAY	0- 0	2- 0	3- 1				
0- 0	0- 0	0- 0	NEUTRAL	0- 0	0- 0	0- 0				

RPI	S	Opponent	Score
5	H	Maryland	65 75
14	A	Dayton	69 66
14	H	Dayton	67 56
16	A	FGCU	75 88

RPI	S	Opponent	Score
45	H	St. Mary's (CA)	70 52
49	H	Duquesne	83 56

RPI	S	Opponent	Score
54	H	Fresno St.	73 64
75	N	North Carolina St.	74 66
79	A	American	63 52
91	H	Richmond	77 67
98	N	Purdue	79 59

RPI	S	Opponent	Score
114	H	Saint Joseph's	83 69
118	A	Rhode Island	59 49
123	H	St. Bonaventure	70 48
125	A	VCU	65 57
156	A	Saint Louis	61 79
159	H	Memphis	63 44
178	A	La Salle	67 48
198	A	Massachusetts	69 54
226	A	George Mason	87 52
228	A	Towson	82 48
249	H	Davidson	52 35
264	A	Loyola Maryland	72 49
286	H	Georgetown	72 60
310	H	Grambling	89 51

LAST 12 Division I GAMES:

125	A	VCU	65 57	178	A	La Salle	67 48
123	H	St. Bonaventure	70 48	49	H	Duquesne	83 56
156	A	Saint Louis	61 79	198	A	Massachusetts	69 54
14	H	Dayton	67 56	118	A	Rhode Island	59 49
249	H	Davidson	52 35	91	H	Richmond	77 67
226	A	George Mason	87 52	114	H	Saint Joseph's	83 69

Non-Div I Games: Bowie St. 88 45

George Washington

■ Loss,
 ■ Non-Conf, S Site,
 ■ Home
 ■ Away
 N Neutral

Average RPI Win:	142	WON-LOST	WINNING	LAST 10	STRENGTH OF	OPP. STRENGTH	TEAM	ADJ.	CONF.	ADJ CONF.
Average RPI Loss:	23	RECORD	PCT. RANK	GAMES	SCHEDULE	OF SCHEDULE	RPI	RPI	RPI	RPI
DIV. I ONLY	21- 6	32	7- 3	39	25	19	19	3	3	
DIV. I NON-CONF.	12- 2	26	0- 0	164	60	42	42	5	5	
TOTALS	RPI 1-25	RPI 26-50	W-L RECORDS	RPI 51-100	RPI 101-150	RPI 150+				
21- 6	2- 4	3- 1	OVERALL	3- 1	4- 0	9- 0				
13- 0	1- 0	2- 0	HOME	1- 0	2- 0	7- 0				
6- 5	1- 3	1- 1	AWAY	2- 1	1- 0	1- 0				
2- 1	0- 1	0- 0	NEUTRAL	0- 0	1- 0	1- 0				
12- 2	1- 2	0- 0	NON-CONFERENCE	2- 0	1- 0	8- 0				
7- 0	1- 0	0- 0	HOME	0- 0	0- 0	6- 0				
3- 1	0- 1	0- 0	AWAY	2- 0	0- 0	1- 0				
2- 1	0- 1	0- 0	NEUTRAL	0- 0	1- 0	1- 0				
9- 4	1- 2	3- 1	CONFERENCE	1- 1	3- 0	1- 0				
6- 0	0- 0	2- 0	HOME	1- 0	2- 0	1- 0				
3- 4	1- 2	1- 1	AWAY	0- 1	1- 0	0- 0				
0- 0	0- 0	0- 0	NEUTRAL	0- 0	0- 0	0- 0				

RPI	S	Opponent	Score	RPI	S	Opponent	Score	RPI	S	Opponent	Score	RPI	S	Opponent	Score
1	A	Tennessee	58 81	30	A	Mississippi St.	61 63	56	A	Georgia	51 54	103	H	Ole Miss	58 49
4	A	South Carolina	61 79	41	H	Vanderbilt	75 61	57	A	DePaul	76 68	124	A	Missouri	55 48
11	H	Duke	63 59	42	A	Arkansas	52 50	61	H	LSU	55 48	130	N	New Mexico	66 52
12	A	Kentucky	81 69	42	H	Arkansas	59 55	74	A	TCU	82 71	150	H	Alabama	70 49
22	A	Washington	49 70									191	H	Auburn	78 45
24	N	Texas	65 67									211	H	McNeese St.	93 27
												217	N	Tex.-Pan American	63 61
												220	H	Northwestern St.	75 42
												224	H	Prairie View	59 41
												242	A	SMU	70 62
												258	H	Rice	76 55
												262	H	Houston	94 55
												317	H	North Texas	75 38
LAST 12 Division I GAMES:															
12	A	Kentucky	81 69	4	A	South Carolina	61 79								
150	H	Alabama	70 49	56	A	Georgia	51 54								
42	H	Arkansas	59 55	103	H	Ole Miss	58 49								
30	A	Mississippi St.	61 63	61	H	LSU	55 48								
124	A	Missouri	55 48	1	A	Tennessee	58 81								
191	H	Auburn	78 45	42	A	Arkansas	52 50								

Non-Div I Games:

Texas A&M

■ Loss,
■ Non-Conf, S Site,
■ Home
■ Away
N Neutral

Average RPI Win:	157	WON-LOST	WINNING	LAST 10	STRENGTH OF	OPP. STRENGTH	TEAM	ADJ.	CONF.	ADJ CONF.
Average RPI Loss:	23	RECORD	PCT. RANK	GAMES	SCHEDULE	OF SCHEDULE	RPI	RPI	RPI	RPI
DIV. I ONLY	23- 2	7	10- 0	105	71	20	20	13	13	
DIV. I NON-CONF.	9- 2	35	0- 0	63	5	16	16	11	11	
TOTALS	RPI 1-25	RPI 26-50	W-L RECORDS	RPI 51-100	RPI 101-150	RPI 150+				
23- 2	0- 1	1- 1	OVERALL	7- 0	4- 0	11- 0				
11- 0	0- 0	1- 0	HOME	4- 0	2- 0	4- 0				
11- 1	0- 0	0- 0	AWAY	3- 0	2- 0	6- 0				
1- 1	0- 1	0- 0	NEUTRAL	0- 0	0- 0	1- 0				
9- 2	0- 1	1- 1	NON-CONFERENCE	5- 0	1- 0	2- 0				
5- 0	0- 0	1- 0	HOME	3- 0	1- 0	0- 0				
3- 1	0- 0	0- 1	AWAY	2- 0	0- 0	1- 0				
1- 1	0- 1	0- 0	NEUTRAL	0- 0	0- 0	1- 0				
14- 0	0- 0	0- 0	CONFERENCE	2- 0	3- 0	9- 0				
6- 0	0- 0	0- 0	HOME	1- 0	1- 0	4- 0				
8- 0	0- 0	0- 0	AWAY	1- 0	2- 0	5- 0				
0- 0	0- 0	0- 0	NEUTRAL	0- 0	0- 0	0- 0				

RPI 1-25				RPI 26-50				RPI 51-100				RPI 101+			
RPI	S	Opponent	Score	RPI	S	Opponent	Score	RPI	S	Opponent	Score	RPI	S	Opponent	Score
5	N	Maryland	64 80	28	H	Pittsburgh	80 64	71	A	Ohio	69 62	108	A	Hofstra	77 68
				41	A	Vanderbilt	62 66	76	A	Drexel	73 54	119	A	Elon	68 51
								76	H	Drexel	66 51	119	H	Elon	89 60
								79	A	American	69 65	123	H	St. Bonaventure	76 43
								89	H	UCLA	91 87	168	A	William & Mary	65 43
								91	H	Richmond	79 68	168	H	William & Mary	92 50
								93	H	Hampton	85 53	175	H	Delaware	94 64
												228	A	Towson	79 64
												228	H	Towson	67 66
												249	A	Davidson	73 57
												250	A	UNCW	85 49
												250	H	UNCW	74 57
												262	N	Houston	84 60
												277	A	Col. of Charleston	73 53
												293	A	Northeastern	77 55
LAST 12 Division I GAMES:															
250	A	UNCW	85 49	277	A	Col. of Charleston	73 53								
175	H	Delaware	94 64	168	H	William & Mary	92 50								
228	A	Towson	79 64	76	H	Drexel	66 51								
76	A	Drexel	73 54	119	A	Elon	68 51								
108	A	Hofstra	77 68	168	A	William & Mary	65 43								
119	H	Elon	89 60	293	A	Northeastern	77 55								

Non-Div I Games:

James Madison

Average RPI Win:	113	WON-LOST	WINNING	LAST 10	STRENGTH OF	OPP. STRENGTH	TEAM	ADJ.	CONF.	ADJ CONF.
Average RPI Loss:	36	RECORD	PCT. RANK	GAMES	SCHEDULE	OF SCHEDULE	RPI	RPI	RPI	RPI
DIV. I ONLY	20- 7	41	7- 3	26	4	21	21	5	5	
DIV. I NON-CONF.	8- 4	92	0- 0	19	10	34	34	4	4	
TOTALS	RPI 1-25	RPI 26-50	W-L RECORDS	RPI 51-100	RPI 101-150	RPI 150+				
20- 7	3- 5	1- 1	OVERALL	9- 0	2- 0	5- 1				
12- 2	2- 2	0- 0	HOME	5- 0	1- 0	4- 0				
7- 4	1- 2	1- 1	AWAY	4- 0	1- 0	0- 1				
1- 1	0- 1	0- 0	NEUTRAL	0- 0	0- 0	1- 0				
8- 4	1- 3	0- 1	NON-CONFERENCE	3- 0	1- 0	3- 0				
5- 1	1- 1	0- 0	HOME	2- 0	0- 0	2- 0				
2- 2	0- 1	0- 1	AWAY	1- 0	1- 0	0- 0				
1- 1	0- 1	0- 0	NEUTRAL	0- 0	0- 0	1- 0				
12- 3	2- 2	1- 0	CONFERENCE	6- 0	1- 0	2- 1				
7- 1	1- 1	0- 0	HOME	3- 0	1- 0	2- 0				
5- 2	1- 1	1- 0	AWAY	3- 0	0- 0	0- 1				
0- 0	0- 0	0- 0	NEUTRAL	0- 0	0- 0	0- 0				

RPI 1-25				Team's RPI: 21		RPI 26-50				RPI 51-100				RPI 101+					
RPI	S	Opponent	Score		RPI	S	Opponent	Score		RPI	S	Opponent	Score		RPI	S	Opponent	Score	
1	A	Tennessee	40	59	26	A	Chattanooga	46	54	67	A	Washington St.	86	76	128	H	Colorado	62	55
6	H	UConn	88	86	31	A	California	59	47	67	H	Washington St.	75	56	130	A	New Mexico	70	65
10	A	Arizona St.	52	53						80	A	Southern California	71	60	167	A	Arizona	57	60
10	H	Arizona St.	57	60						80	H	Southern California	79	60	167	H	Arizona	77	47
15	N	North Carolina	54	70						87	A	Hawaii	86	73	196	H	Santa Clara	82	43
22	A	Washington	60	56						89	A	UCLA	79	70	224	N	Prairie View	88	45
22	H	Washington	82	69						89	H	UCLA	68	50	241	H	Utah	55	44
24	H	Texas	81	87						99	H	Boston College	96	63	336	H	UC Santa Barbara	90	34
										100	H	UC Davis	71	59					
LAST 12 Division I GAMES:																			
					31	A	California	59	47	67	H	Washington St.	75	56					
					89	H	UCLA	68	50	80	A	Southern California	71	60					
					80	H	Southern California	79	60	89	A	UCLA	79	70					
					167	A	Arizona	57	60	10	H	Arizona St.	57	60					
					10	A	Arizona St.	52	53	167	H	Arizona	77	47					
					22	H	Washington	82	69	67	A	Washington St.	86	76					

Non-Div I Games:

Stanford

■ Loss,
 ■ Non-Conf, S Site,
 ■ Home
 ■ Away
 N Neutral

Average RPI Win: 147		WON-LOST	WINNING	LAST 10	STRENGTH OF	OPP. STRENGTH	TEAM	ADJ.	CONF.	ADJ CONF.
Average RPI Loss: 51		RECORD	PCT. RANK	GAMES	SCHEDULE	OF SCHEDULE	RPI	RPI	RPI	RPI
DIV. I ONLY		19- 7	45	6- 4	33	48	22	22	5	5
DIV. I NON-CONF.		11- 1	11	0- 0	102	109	15	15	4	4
TOTALS		RPI 1-25	RPI 26-50		W-L RECORDS		RPI 51-100	RPI 101-150	RPI 150+	
19- 7	3- 5	1- 1		OVERALL		1- 0	7- 0	7- 1		
9- 1	2- 1	1- 0		HOME		1- 0	3- 0	2- 0		
7- 6	0- 4	0- 1		AWAY		0- 0	3- 0	4- 1		
3- 0	1- 0	0- 0		NEUTRAL		0- 0	1- 0	1- 0		
11- 1	2- 1	0- 0		NON-CONFERENCE		1- 0	3- 0	5- 0		
4- 0	1- 0	0- 0		HOME		1- 0	1- 0	1- 0		
4- 1	0- 1	0- 0		AWAY		0- 0	1- 0	3- 0		
3- 0	1- 0	0- 0		NEUTRAL		0- 0	1- 0	1- 0		
8- 6	1- 4	1- 1		CONFERENCE		0- 0	4- 0	2- 1		
5- 1	1- 1	1- 0		HOME		0- 0	2- 0	1- 0		
3- 5	0- 3	0- 1		AWAY		0- 0	2- 0	1- 1		
0- 0	0- 0	0- 0		NEUTRAL		0- 0	0- 0	0- 0		

RPI	S	Opponent	Score	RPI	S	Opponent	Score	RPI	S	Opponent	Score	RPI	S	Opponent	Score
9	A	Oregon St.	67 75	31	A	California	58 82	77	H	South Dakota	96 82	117	H	Yale	81 51
9	H	Oregon St.	76 67	31	H	California	79 77					128	A	Colorado	79 67
10	A	Arizona St.	48 62									128	H	Colorado	85 82
13	N	Florida St.	80 68									131	A	UC Riverside	74 71
19	H	Texas A&M	70 49									136	N	Furman	101 69
21	A	Stanford	69 82									142	A	Oregon	91 69
21	H	Stanford	56 60									142	H	Oregon	70 55
23	A	Oklahoma	80 90									162	N	Hartford	81 70
												167	A	Arizona	79 69
												225	A	San Diego St.	69 48
												241	A	Utah	61 69
												241	H	Utah	63 51
												290	A	Portland	80 45
												310	H	Grambling	84 53
												324	A	Seattle	102 69
LAST 12 Division I GAMES:															
128	A	Colorado	79 67	241	H	Utah	63 51								
241	A	Utah	61 69	128	H	Colorado	85 82								
142	H	Oregon	70 55	9	A	Oregon St.	67 75								
9	H	Oregon St.	76 67	142	A	Oregon	91 69								
21	A	Stanford	69 82	31	H	California	79 77								
31	A	California	58 82	21	H	Stanford	56 60								

Non-Div I Games:

Washington

■ Loss,
 ■ Non-Conf, S Site,
 ■ Home
 ■ Away
 N Neutral

Average RPI Win:	108	WON-LOST	WINNING	LAST 10	STRENGTH OF	OPP. STRENGTH	TEAM	ADJ.	CONF.	ADJ CONF.
Average RPI Loss:	30	RECORD	PCT. RANK	GAMES	SCHEDULE	OF SCHEDULE	RPI	RPI	RPI	RPI
DIV. I ONLY	16- 9	89	6- 4	12	3	23	23	1	1	
DIV. I NON-CONF.	6- 5	145	0- 0	61	6	70	70	1	1	
TOTALS	RPI 1-25	RPI 26-50	W-L RECORDS	RPI 51-100	RPI 101-150	RPI 150+				
16- 9	2- 5	1- 3	OVERALL	7- 1	3- 0	3- 0				
11- 0	2- 0	1- 0	HOME	4- 0	2- 0	2- 0				
4- 7	0- 3	0- 3	AWAY	2- 1	1- 0	1- 0				
1- 2	0- 2	0- 0	NEUTRAL	1- 0	0- 0	0- 0				
6- 5	1- 3	0- 2	NON-CONFERENCE	1- 0	1- 0	3- 0				
4- 0	1- 0	0- 0	HOME	0- 0	1- 0	2- 0				
1- 3	0- 1	0- 2	AWAY	0- 0	0- 0	1- 0				
1- 2	0- 2	0- 0	NEUTRAL	1- 0	0- 0	0- 0				
10- 4	1- 2	1- 1	CONFERENCE	6- 1	2- 0	0- 0				
7- 0	1- 0	1- 0	HOME	4- 0	1- 0	0- 0				
3- 4	0- 2	0- 1	AWAY	2- 1	1- 0	0- 0				
0- 0	0- 0	0- 0	NEUTRAL	0- 0	0- 0	0- 0				

RPI	S	Opponent	Score	RPI	S	Opponent	Score	RPI	S	Opponent	Score	RPI	S	Opponent	Score
2	A	Baylor	66 89	38	A	UALR	62 66	51	H	Oklahoma St.	73 54	102	A	Texas Tech	75 58
11	A	Duke	72 92	42	A	Arkansas	64 71	60	H	Kansas St.	66 58	102	H	Texas Tech	70 64
12	N	Kentucky	88 92	46	A	Iowa St.	76 84	68	A	West Virginia	69 78	117	H	Yale	71 54
22	H	Washington	90 80	46	H	Iowa St.	75 66	68	H	West Virginia	71 60	182	H	Lamar	100 73
24	A	Texas	81 84					74	A	TCU	97 81	313	H	Bradley	104 55
24	H	Texas	70 59					74	H	TCU	77 54	317	A	North Texas	68 39
25	N	South Fla.	68 83					90	N	Illinois	78 76				
								92	A	Kansas	69 57				
LAST 12 Division I GAMES:															
46	A	Iowa St.	76 84	24	A	Texas	81 84								
74	H	TCU	77 54	102	H	Texas Tech	70 64								
2	A	Baylor	66 89	51	H	Oklahoma St.	73 54								
60	H	Kansas St.	66 58	74	A	TCU	97 81								
46	H	Iowa St.	75 66	24	H	Texas	70 59								
68	A	West Virginia	69 78	102	A	Texas Tech	75 58								

Non-Div I Games:

Oklahoma

■ Loss,
■ Non-Conf, S Site,
■ Home
■ Away
N Neutral

Average RPI Win:	120	WON-LOST	WINNING	LAST 10	STRENGTH OF	OPP. STRENGTH	TEAM	ADJ.	CONF.	ADJ CONF.
Average RPI Loss:	38	RECORD	PCT. RANK	GAMES	SCHEDULE	OF SCHEDULE	RPI	RPI	RPI	RPI
DIV. I ONLY	17- 8	74	4- 6	11	10	24	24	1	1	
DIV. I NON-CONF.	11- 0	1	0- 0	45	78	3	3	1	1	
TOTALS	RPI 1-25	RPI 26-50	W-L RECORDS	RPI 51-100	RPI 101-150	RPI 150+				
17- 8	4- 3	0- 2	OVERALL	5- 3	2- 0	6- 0				
13- 2	2- 1	0- 1	HOME	3- 0	2- 0	6- 0				
3- 6	1- 2	0- 1	AWAY	2- 3	0- 0	0- 0				
1- 0	1- 0	0- 0	NEUTRAL	0- 0	0- 0	0- 0				
11- 0	3- 0	0- 0	NON-CONFERENCE	1- 0	1- 0	6- 0				
8- 0	1- 0	0- 0	HOME	0- 0	1- 0	6- 0				
2- 0	1- 0	0- 0	AWAY	1- 0	0- 0	0- 0				
1- 0	1- 0	0- 0	NEUTRAL	0- 0	0- 0	0- 0				
6- 8	1- 3	0- 2	CONFERENCE	4- 3	1- 0	0- 0				
5- 2	1- 1	0- 1	HOME	3- 0	1- 0	0- 0				
1- 6	0- 2	0- 1	AWAY	1- 3	0- 0	0- 0				
0- 0	0- 0	0- 0	NEUTRAL	0- 0	0- 0	0- 0				

RPI	S	Opponent	Score	RPI	S	Opponent	Score	RPI	S	Opponent	Score	RPI	S	Opponent	Score
1	H	Tennessee	72 59	46	A	Iowa St.	57 59	51	A	Oklahoma St.	60 66	102	H	Texas Tech	55 44
2	A	Baylor	58 75	46	H	Iowa St.	57 58	60	A	Kansas St.	57 66	130	H	New Mexico	86 37
2	H	Baylor	68 70					60	H	Kansas St.	76 58	177	H	UTSA	68 48
19	N	Texas A&M	67 65					68	H	West Virginia	61 55	211	H	McNeese St.	76 59
21	A	Stanford	87 81					74	A	TCU	59 64	217	H	Tex.-Pan American	72 45
23	A	Oklahoma	59 70					89	A	UCLA	75 65	220	H	Northwestern St.	74 34
23	H	Oklahoma	84 81					92	A	Kansas	74 63	256	H	Southern U.	80 42
								92	H	Kansas	60 46	258	H	Rice	77 54
LAST 12 Division I GAMES:															
60	H	Kansas St.	76 58	23	H	Oklahoma	84 81								
92	A	Kansas	74 63	46	H	Iowa St.	57 58								
51	A	Oklahoma St.	60 66	2	A	Baylor	58 75								
2	H	Baylor	68 70	102	H	Texas Tech	55 44								
60	A	Kansas St.	57 66	23	A	Oklahoma	59 70								
74	A	TCU	59 64	46	A	Iowa St.	57 59								

Non-Div I Games:

Texas

■ Loss,
 ■ Non-Conf, S Site,
 ■ Home
 ■ Away
 N Neutral

Average RPI Win:	156	WON-LOST	WINNING	LAST 10	STRENGTH OF	OPP. STRENGTH	TEAM	ADJ.	CONF.	ADJ CONF.
Average RPI Loss:	34	RECORD	PCT. RANK	GAMES	SCHEDULE	OF SCHEDULE	RPI	RPI	RPI	RPI
DIV. I ONLY	21- 5	25	8- 2	60	52	25	25	7	7	
DIV. I NON-CONF.	9- 3	60	0- 0	51	8	33	33	7	7	
TOTALS	RPI 1-25	RPI 26-50	W-L RECORDS	RPI 51-100	RPI 101-150	RPI 150+				
21- 5	1- 3	4- 0	OVERALL	3- 2	1- 0	12- 0				
11- 1	0- 0	2- 0	HOME	1- 1	1- 0	7- 0				
7- 3	0- 2	2- 0	AWAY	0- 1	0- 0	5- 0				
3- 1	1- 1	0- 0	NEUTRAL	2- 0	0- 0	0- 0				
9- 3	1- 2	2- 0	NON-CONFERENCE	2- 1	0- 0	4- 0				
4- 1	0- 0	1- 0	HOME	0- 1	0- 0	3- 0				
2- 1	0- 1	1- 0	AWAY	0- 0	0- 0	1- 0				
3- 1	1- 1	0- 0	NEUTRAL	2- 0	0- 0	0- 0				
12- 2	0- 1	2- 0	CONFERENCE	1- 1	1- 0	8- 0				
7- 0	0- 0	1- 0	HOME	1- 0	1- 0	4- 0				
5- 2	0- 1	1- 0	AWAY	0- 1	0- 0	4- 0				
0- 0	0- 0	0- 0	NEUTRAL	0- 0	0- 0	0- 0				

RPI 1-25				Team's RPI: 25		RPI 26-50				RPI 51-100				RPI 101+					
RPI	S	Opponent	Score		RPI	S	Opponent	Score		RPI	S	Opponent	Score		RPI	S	Opponent	Score	
5	A	Maryland	67	85	26	A	Chattanooga	59	57	59	A	East Carolina	64	65	139	H	Tulsa	79	46
6	A	UConn	50	92	43	H	Stetson	78	62	59	H	East Carolina	69	62	151	A	Temple	70	58
12	N	Kentucky	57	61	48	A	Tulane	53	40	82	N	Villanova	57	56	159	A	Memphis	57	53
23	N	Oklahoma	83	68	48	H	Tulane	64	45	88	H	St. John's (NY)	52	55	159	H	Memphis	72	39
										90	N	Illinois	67	61	174	H	Northern Colo.	84	43
															200	A	Penn St.	90	87
															242	A	SMU	72	51
															242	H	SMU	82	59
															260	H	UCF	91	68
															262	A	Houston	71	55
															270	H	Cincinnati	75	36
															277	H	Col. of Charleston	67	47
															325	H	UNC Asheville	97	53
LAST 12 Division I GAMES:																			
139	H	Tulsa	79	46	48	H	Tulane	64	45	262	A	Houston	71	55	6	A	UConn	50	92
59	A	East Carolina	64	65	6	A	UConn	50	92	242	H	SMU	82	59	151	A	Temple	70	58
242	A	SMU	72	51	48	A	Tulane	53	40										
270	H	Cincinnati	75	36															
260	H	UCF	91	68															
159	A	Memphis	57	53															

Non-Div I Games:

South Fla.

Chattanooga

Through Games Of Feb. 19, 2015

Average RPI Win: 187	WON-LOST	WINNING	LAST 10	STRENGTH OF	OPP. STRENGTH	TEAM	ADJ.	CONF.	ADJ CONF.
Average RPI Loss: 27	RECORD	PCT. RANK	GAMES	SCHEDULE	OF SCHEDULE	RPI	RPI	RPI	RPI
DIV. I ONLY	23- 3	12	10- 0	84	162	26	26	20	20
DIV. I NON-CONF.	12- 3	46	1- 0	10	98	10	10	22	22
TOTALS	RPI 1-25	RPI 26-50	W-L RECORDS	RPI 51-100	RPI 101-150	RPI 150+			
23- 3	2- 2	0- 0	OVERALL	2- 1	5- 0	14- 0			
12- 1	2- 1	0- 0	HOME	1- 0	1- 0	8- 0			
9- 2	0- 1	0- 0	AWAY	0- 1	4- 0	5- 0			
2- 0	0- 0	0- 0	NEUTRAL	1- 0	0- 0	1- 0			
12- 3	2- 2	0- 0	NON-CONFERENCE	2- 1	2- 0	6- 0			
6- 1	2- 1	0- 0	HOME	1- 0	0- 0	3- 0			
4- 2	0- 1	0- 0	AWAY	0- 1	2- 0	2- 0			
2- 0	0- 0	0- 0	NEUTRAL	1- 0	0- 0	1- 0			
11- 0	0- 0	0- 0	CONFERENCE	0- 0	3- 0	8- 0			
6- 0	0- 0	0- 0	HOME	0- 0	1- 0	5- 0			
5- 0	0- 0	0- 0	AWAY	0- 0	2- 0	3- 0			
0- 0	0- 0	0- 0	NEUTRAL	0- 0	0- 0	0- 0			

RPI 1-25				RPI 26-50				Team's RPI: 26				RPI 51-100				RPI 101+			
RPI	S	Opponent	Score	RPI	S	Opponent	Score	RPI	S	Opponent	Score	RPI	S	Opponent	Score	RPI	S	Opponent	Score
1	H	Tennessee	67 63									53	A	Arkansas St.	52 57	115	A	East Tenn. St.	64 56
3	A	Notre Dame	53 88									77	N	South Dakota	67 54	121	A	Butler	76 47
21	H	Stanford	54 46									82	H	Villanova	49 45	136	A	Furman	47 40
25	H	South Fla.	57 59													136	H	Furman	67 45
																146	A	UT Martin	65 54
																158	A	Harvard	54 52
																166	A	Belmont	60 48
																169	N	SIUE	59 49
																183	H	Mercer	71 59
																190	H	Samford	49 32
																204	H	N.C. A&T	58 43
																253	H	Austin Peay	76 65
																292	H	Morgan St.	55 40
																304	A	UNC Greensboro	81 46
																304	H	UNC Greensboro	76 52
																307	A	Western Caro.	66 41
																307	H	Western Caro.	83 52
																311	A	Wofford	70 43
																311	H	Wofford	68 41
LAST 12 Division I GAMES:																			
307	A	Western Caro.	66 41	136	H	Furman	67 45												
304	H	UNC Greensboro	76 52	304	A	UNC Greensboro	81 46												
311	H	Wofford	68 41	307	H	Western Caro.	83 52												
115	A	East Tenn. St.	64 56	136	A	Furman	47 40												
183	H	Mercer	71 59	311	A	Wofford	70 43												
190	H	Samford	49 32	158	A	Harvard	54 52												

Non-Div I Games:

Chattanooga

■ Loss,
■ Non-Conf,
■ S Site,
■ H Home
■ A Away
N Neutral

Average RPI Win:	154	WON-LOST	WINNING	LAST 10	STRENGTH OF	OPP. STRENGTH	TEAM	ADJ.	CONF.	ADJ CONF.
Average RPI Loss:	74	RECORD	PCT. RANK	GAMES	SCHEDULE	OF SCHEDULE	RPI	RPI	RPI	RPI
DIV. I ONLY	20- 4	22	4- 2	79	67	27	27	12	12	
DIV. I NON-CONF.	9- 3	60	0- 1	58	3	19	19	13	13	
TOTALS	RPI 1-25	RPI 26-50	W-L RECORDS	RPI 51-100	RPI 101-150	RPI 150+				
20- 4	1- 2	1- 1	OVERALL	7- 0	3- 0	8- 1				
9- 1	0- 0	1- 0	HOME	3- 0	2- 0	3- 1				
9- 2	0- 1	0- 1	AWAY	3- 0	1- 0	5- 0				
2- 1	1- 1	0- 0	NEUTRAL	1- 0	0- 0	0- 0				
9- 3	1- 2	1- 1	NON-CONFERENCE	4- 0	1- 0	2- 0				
4- 0	0- 0	1- 0	HOME	1- 0	1- 0	1- 0				
3- 2	0- 1	0- 1	AWAY	2- 0	0- 0	1- 0				
2- 1	1- 1	0- 0	NEUTRAL	1- 0	0- 0	0- 0				
11- 1	0- 0	0- 0	CONFERENCE	3- 0	2- 0	6- 1				
5- 1	0- 0	0- 0	HOME	2- 0	1- 0	2- 1				
6- 0	0- 0	0- 0	AWAY	1- 0	1- 0	4- 0				
0- 0	0- 0	0- 0	NEUTRAL	0- 0	0- 0	0- 0				

RPI S	Opponent	Score	RPI S	Opponent	Score	Team's RPI: 27	RPI S	Opponent	Score	RPI S	Opponent	Score
6 N	UConn	53 89	41 A	Vanderbilt	64 68		62 H	Youngstown St.	66 43	101 A	Cleveland St.	65 61
10 N	Arizona St.	63 57	49 H	Duquesne	84 52		70 A	South Dakota St.	77 75	101 H	Cleveland St.	74 50
14 A	Dayton	66 72					85 H	Western Mich.	70 55	135 H	Wisconsin	53 43
							94 A	Wright St.	68 59	214 A	Ill.-Chicago	64 45
							94 H	Wright St.	61 45	236 H	Oakland	67 70
							95 N	Georgia Tech	71 50	240 A	Detroit	75 58
							98 A	Purdue	81 78	257 A	Valparaiso	67 52
										257 H	Valparaiso	87 45
										263 A	Marquette	94 66
										280 A	Milwaukee	79 62
										280 H	Milwaukee	63 37
										303 H	Vermont	60 40
LAST 12 Division I GAMES:												
6 N	UConn	53 89	214 A	Ill.-Chicago	64 45							
257 H	Valparaiso	87 45	257 A	Valparaiso	67 52							
280 A	Milwaukee	79 62	240 A	Detroit	75 58							
94 H	Wright St.	61 45	101 A	Cleveland St.	65 61							
101 H	Cleveland St.	74 50	280 H	Milwaukee	63 37							
236 H	Oakland	67 70	62 H	Youngstown St.	66 43							

Non-Div I Games: Davenport 53 40

Green Bay

■ Loss,
 ■ Non-Conf, S Site,
 ■ Home
 ■ Away
 N Neutral

Average RPI Win:	142	WON-LOST	WINNING	LAST 10	STRENGTH OF	OPP. STRENGTH	TEAM	ADJ.	CONF.	ADJ CONF.
Average RPI Loss:	19	RECORD	PCT. RANK	GAMES	SCHEDULE	OF SCHEDULE	RPI	RPI	RPI	RPI
DIV. I ONLY	18- 8	62	7- 3	13	46	28	28	2	2	
DIV. I NON-CONF.	10- 3	52	0- 0	47	134	38	38	3	3	
TOTALS	RPI 1-25	RPI 26-50	W-L RECORDS	RPI 51-100	RPI 101-150	RPI 150+				
18- 8	1- 6	2- 2	OVERALL	6- 0	2- 0	7- 0				
14- 3	1- 2	1- 1	HOME	4- 0	2- 0	6- 0				
4- 5	0- 4	1- 1	AWAY	2- 0	0- 0	1- 0				
0- 0	0- 0	0- 0	NEUTRAL	0- 0	0- 0	0- 0				
10- 3	0- 2	1- 1	NON-CONFERENCE	3- 0	1- 0	5- 0				
9- 1	0- 1	0- 0	HOME	3- 0	1- 0	5- 0				
1- 2	0- 1	1- 1	AWAY	0- 0	0- 0	0- 0				
0- 0	0- 0	0- 0	NEUTRAL	0- 0	0- 0	0- 0				
8- 5	1- 4	1- 1	CONFERENCE	3- 0	1- 0	2- 0				
5- 2	1- 1	1- 1	HOME	1- 0	1- 0	1- 0				
3- 3	0- 3	0- 0	AWAY	2- 0	0- 0	1- 0				
0- 0	0- 0	0- 0	NEUTRAL	0- 0	0- 0	0- 0				

RPI S	Opponent	Score	RPI S	Opponent	Score	Team's RPI: 28	RPI S	Opponent	Score	RPI S	Opponent	Score
8	A Louisville	35 48	29	H Syracuse	60 68		52	H Michigan	85 64	110	H Virginia	68 63
8	H Louisville	57 63	40	A Ohio St.	78 74		62	H Youngstown St.	78 52	126	H Ball St.	59 47
11	A Duke	45 62	47	H Miami (FL)	81 66		75	A North Carolina St.	60 50	202	H Radford	72 47
13	A Florida St.	43 58	49	A Duquesne	77 87		76	H Drexel	72 53	205	A Wake Forest	65 41
15	H North Carolina	84 59					95	A Georgia Tech	75 72	206	H Virginia Tech	53 35
17	H Princeton	43 59					99	H Boston College	78 70	215	H Niagara	70 54
20	A James Madison	64 80								264	H Loyola Maryland	84 46
										316	H Saint Francis (PA)	97 59
										347	H Delaware St.	93 58
LAST 12 Division I GAMES:												
110	H Virginia	68 63	11	A Duke	45 62							
205	A Wake Forest	65 41	99	H Boston College	78 70							
206	H Virginia Tech	53 35	29	H Syracuse	60 68							
8	A Louisville	35 48	95	A Georgia Tech	75 72							
75	A North Carolina St.	60 50	13	A Florida St.	43 58							
47	H Miami (FL)	81 66	15	H North Carolina	84 59							

Non-Div I Games:

Pittsburgh

■ Loss,
■ Non-Conf, S Site,
■ Home
■ Away
N Neutral

Average RPI Win:	142	WON-LOST	WINNING	LAST 10	STRENGTH OF	OPP. STRENGTH	TEAM	ADJ.	CONF.	ADJ CONF.
Average RPI Loss:	24	RECORD	PCT. RANK	GAMES	SCHEDULE	OF SCHEDULE	RPI	RPI	RPI	RPI
DIV. I ONLY	19- 8	58	7- 3	23	23	29	29	2	2	
DIV. I NON-CONF.	10- 3	52	0- 0	89	62	51	51	3	3	
TOTALS	RPI 1-25	RPI 26-50	W-L RECORDS	RPI 51-100	RPI 101-150	RPI 150+				
19- 8	1- 6	2- 1	OVERALL	7- 0	1- 1	8- 0				
12- 2	1- 1	0- 1	HOME	4- 0	1- 0	6- 0				
6- 3	0- 3	2- 0	AWAY	2- 0	0- 0	2- 0				
1- 3	0- 2	0- 0	NEUTRAL	1- 0	0- 1	0- 0				
10- 3	0- 2	1- 0	NON-CONFERENCE	3- 0	0- 1	6- 0				
7- 0	0- 0	0- 0	HOME	2- 0	0- 0	5- 0				
2- 0	0- 0	1- 0	AWAY	0- 0	0- 0	1- 0				
1- 3	0- 2	0- 0	NEUTRAL	1- 0	0- 1	0- 0				
9- 5	1- 4	1- 1	CONFERENCE	4- 0	1- 0	2- 0				
5- 2	1- 1	0- 1	HOME	2- 0	1- 0	1- 0				
4- 3	0- 3	1- 0	AWAY	2- 0	0- 0	1- 0				
0- 0	0- 0	0- 0	NEUTRAL	0- 0	0- 0	0- 0				

RPI 1-25				RPI 26-50				Team's RPI: 29				RPI 51-100				RPI 101+			
RPI	S	Opponent	Score	RPI	S	Opponent	Score	RPI	S	Opponent	Score	RPI	S	Opponent	Score	RPI	S	Opponent	Score
2	N	Baylor	72 74	28	A	Pittsburgh	68 60	59	N	East Carolina	69 58	105	N	Michigan St.	76 89				
3	H	Notre Dame	74 85	47	H	Miami (FL)	71 85	75	H	North Carolina St.	66 49	110	H	Virginia	70 58				
4	N	South Carolina	63 67	49	A	Duquesne	90 84	83	H	Fordham	59 42	164	H	Central Conn. St.	74 43				
8	A	Louisville	58 78					95	A	Georgia Tech	65 60	200	H	Penn St.	61 39				
11	A	Duke	72 74					96	H	Cornell	76 59	205	H	Wake Forest	73 62				
13	A	Florida St.	52 62					99	A	Boston College	64 46	206	A	Virginia Tech	59 51				
15	H	North Carolina	61 56					99	H	Boston College	73 51	230	A	Jacksonville	77 61				
LAST 12 Division I GAMES:																			
				99	H	Boston College	73 51	8	A	Louisville	58 78								
				206	A	Virginia Tech	59 51	75	H	North Carolina St.	66 49								
				47	H	Miami (FL)	71 85	28	A	Pittsburgh	68 60								
				95	A	Georgia Tech	65 60	99	A	Boston College	64 46								
				15	H	North Carolina	61 56	205	H	Wake Forest	73 62								
				13	A	Florida St.	52 62	110	H	Virginia	70 58								

Non-Div I Games:

Syracuse

■ Loss,
■ Non-Conf,
■ S Site,
■ H Home
■ A Away
N Neutral

Average RPI Win:	162	WON-LOST	WINNING	LAST 10	STRENGTH OF	OPP. STRENGTH	TEAM	ADJ.	CONF.	ADJ CONF.
Average RPI Loss:	29	RECORD	PCT. RANK	GAMES	SCHEDULE	OF SCHEDULE	RPI	RPI	RPI	RPI
DIV. I ONLY	24- 4	17	6- 4	114	60	30	30	3	3	
DIV. I NON-CONF.	15- 0	1	0- 0	267	230	43	43	5	5	
TOTALS	RPI 1-25	RPI 26-50	W-L RECORDS	RPI 51-100	RPI 101-150	RPI 150+				
24- 4	1- 2	3- 1	OVERALL	4- 1	5- 0	11- 0				
16- 1	1- 0	3- 0	HOME	3- 1	2- 0	7- 0				
6- 3	0- 2	0- 1	AWAY	1- 0	3- 0	2- 0				
2- 0	0- 0	0- 0	NEUTRAL	0- 0	0- 0	2- 0				
15- 0	0- 0	1- 0	NON-CONFERENCE	3- 0	2- 0	9- 0				
10- 0	0- 0	1- 0	HOME	2- 0	1- 0	6- 0				
3- 0	0- 0	0- 0	AWAY	1- 0	1- 0	1- 0				
2- 0	0- 0	0- 0	NEUTRAL	0- 0	0- 0	2- 0				
9- 4	1- 2	2- 1	CONFERENCE	1- 1	3- 0	2- 0				
6- 1	1- 0	2- 0	HOME	1- 1	1- 0	1- 0				
3- 3	0- 2	0- 1	AWAY	0- 0	2- 0	1- 0				
0- 0	0- 0	0- 0	NEUTRAL	0- 0	0- 0	0- 0				

RPI 1-25				RPI 26-50				Team's RPI: 30				RPI 51-100				RPI 101+			
RPI	S	Opponent	Score	RPI	S	Opponent	Score	RPI	S	Opponent	Score	RPI	S	Opponent	Score	RPI	S	Opponent	Score
1	A	Tennessee	67 79	33	H	Western Ky.	88 77	53	H	Arkansas St.	93 83	103	A	Ole Miss	64 62				
12	A	Kentucky	90 92	41	A	Vanderbilt	62 78	56	H	Georgia	64 56	111	H	Louisiana Tech	81 77				
19	H	Texas A&M	63 61	41	H	Vanderbilt	69 44	61	H	LSU	69 71	124	A	Missouri	53 47				
				42	H	Arkansas	72 57	68	H	West Virginia	74 61	145	A	La.-Lafayette	66 51				
								81	A	Southern Miss.	73 46	150	H	Alabama	66 50				
												155	H	Florida	75 62				
												183	H	Mercer	97 66				
												191	A	Auburn	59 48				
												207	H	La.-Monroe	80 46				
												214	N	Ill.-Chicago	73 36				
												267	H	North Dakota St.	109 58				
												306	N	Miami (OH)	68 42				
												315	H	Southeastern La.	97 36				
												331	A	New Orleans	85 45				
												341	H	Ark.-Pine Bluff	83 26				
												348	H	Mississippi Val.	104 41				
LAST 12 Division I GAMES:																			
155	H	Florida	75 62	103	A	Ole Miss	64 62												
12	A	Kentucky	90 92	150	H	Alabama	66 50												
19	H	Texas A&M	63 61	61	H	LSU	69 71												
1	A	Tennessee	67 79	41	A	Vanderbilt	62 78												
41	H	Vanderbilt	69 44	42	H	Arkansas	72 57												
191	A	Auburn	59 48	124	A	Missouri	53 47												

Non-Div I Games:

Mississippi St.

California

Through Games Of Feb. 19, 2015

Average RPI Win:	122	WON-LOST	WINNING	LAST 10	STRENGTH OF	OPP. STRENGTH	TEAM	ADJ.	CONF.	ADJ CONF.
Average RPI Loss:	48	RECORD	PCT. RANK	GAMES	SCHEDULE	OF SCHEDULE	RPI	RPI	RPI	RPI
DIV. I ONLY	19- 7	45	8- 2	31	17	31	31	5	5	
DIV. I NON-CONF.	8- 3	71	0- 0	35	82	36	36	4	4	
TOTALS	RPI 1-25	RPI 26-50	W-L RECORDS	RPI 51-100	RPI 101-150	RPI 150+				
19- 7	2- 4	0- 0	OVERALL	8- 2	2- 1	7- 0				
11- 4	1- 3	0- 0	HOME	3- 1	1- 0	6- 0				
7- 3	1- 1	0- 0	AWAY	5- 1	0- 1	1- 0				
1- 0	0- 0	0- 0	NEUTRAL	0- 0	1- 0	0- 0				
8- 3	0- 1	0- 0	NON-CONFERENCE	3- 1	1- 1	4- 0				
5- 1	0- 1	0- 0	HOME	1- 0	0- 0	4- 0				
2- 2	0- 0	0- 0	AWAY	2- 1	0- 1	0- 0				
1- 0	0- 0	0- 0	NEUTRAL	0- 0	1- 0	0- 0				
11- 4	2- 3	0- 0	CONFERENCE	5- 1	1- 0	3- 0				
6- 3	1- 2	0- 0	HOME	2- 1	1- 0	2- 0				
5- 1	1- 1	0- 0	AWAY	3- 0	0- 0	1- 0				
0- 0	0- 0	0- 0	NEUTRAL	0- 0	0- 0	0- 0				

RPI 1-25				RPI 26-50				RPI 51-100				RPI 101+			
RPI	S	Opponent	Score	RPI	S	Opponent	Score	RPI	S	Opponent	Score	RPI	S	Opponent	Score
8	H	Louisville	57 70					58	A	Pacific	84 64	106	A	Long Beach St.	56 58
10	A	Arizona St.	50 49					67	A	Washington St.	70 62	124	N	Missouri	82 70
10	H	Arizona St.	52 67					67	H	Washington St.	57 54	128	H	Colorado	75 59
21	H	Stanford	47 59					72	H	Creighton	94 69	154	H	Sacramento St.	107 94
22	A	Washington	77 79					80	A	Southern California	67 53	161	H	Old Dominion	79 59
22	H	Washington	82 58					80	H	Southern California	54 65	167	A	Arizona	65 46
								87	A	Hawaii	79 72	167	H	Arizona	68 56
								89	A	UCLA	72 57	241	H	Utah	67 49
								89	H	UCLA	70 64	248	H	San Jose St.	110 87
								92	A	Kansas	39 62	278	H	Nevada	76 54
LAST 12 Division I GAMES:															
21	H	Stanford	47 59	22	H	Washington	82 58								
80	H	Southern California	54 65	89	A	UCLA	72 57								
89	H	UCLA	70 64	80	A	Southern California	67 53								
10	A	Arizona St.	50 49	167	H	Arizona	68 56								
167	A	Arizona	65 46	10	H	Arizona St.	52 67								
67	H	Washington St.	57 54	22	A	Washington	77 79								

Non-Div I Games:

California

■ Loss,
 ■ Non-Conf, S Site,
 ■ Home
 ■ Away
 N Neutral

Quinnipiac

Through Games Of Feb. 19, 2015

Average RPI Win:	190	WON-LOST	WINNING	LAST 10	STRENGTH OF	OPP. STRENGTH	TEAM	ADJ.	CONF.	ADJ CONF.
Average RPI Loss:	59	RECORD	PCT. RANK	GAMES	SCHEDULE	OF SCHEDULE	RPI	RPI	RPI	RPI
DIV. I ONLY	24- 3	10	9- 0	116	146	32	32	24	24	
DIV. I NON-CONF.	8- 3	71	0- 0	14	20	21	21	23	23	
TOTALS	RPI 1-25	RPI 26-50	W-L RECORDS	RPI 51-100	RPI 101-150	RPI 150+				
24- 3	0- 2	0- 0	OVERALL	4- 0	4- 0	16- 1				
14- 0	0- 0	0- 0	HOME	4- 0	1- 0	9- 0				
8- 1	0- 0	0- 0	AWAY	0- 0	2- 0	6- 0				
2- 2	0- 1	0- 0	NEUTRAL	0- 0	1- 0	1- 1				
8- 3	0- 2	0- 0	NON-CONFERENCE	4- 0	2- 0	2- 1				
4- 0	0- 0	0- 0	HOME	4- 0	0- 0	0- 0				
2- 1	0- 1	0- 0	AWAY	0- 0	1- 0	1- 0				
2- 2	0- 1	0- 0	NEUTRAL	0- 0	1- 0	1- 1				
16- 0	0- 0	0- 0	CONFERENCE	0- 0	2- 0	14- 0				
10- 0	0- 0	0- 0	HOME	0- 0	1- 0	9- 0				
6- 0	0- 0	0- 0	AWAY	0- 0	1- 0	5- 0				
0- 0	0- 0	0- 0	NEUTRAL	0- 0	0- 0	0- 0				

RPI 1-25				RPI 26-50		Team's RPI: 32		RPI 51-100				RPI 101+			
RPI	S	Opponent	Score	RPI	S	Opponent	Score	RPI	S	Opponent	Score	RPI	S	Opponent	Score
3	A	Notre Dame	52 112					76	H	Drexel	74 50	114	A	Saint Joseph's	69 67
16	N	FGCU	65 71					84	H	Albany (NY)	66 62	122	A	Marist	80 62
								93	H	Hampton	87 59	122	H	Marist	73 55
								97	H	Army	79 64	150	N	Alabama	73 66
												158	N	Harvard	83 87
												162	A	Hartford	70 58
												171	A	Fairfield	67 66
												171	H	Fairfield	83 43
												176	H	Iona	85 74
												184	N	Holy Cross	74 67
												187	A	Siena	87 62
												187	H	Siena	78 65
												215	A	Niagara	71 68
												215	H	Niagara	80 66
												251	A	Canisius	86 66
												251	H	Canisius	88 85
												259	H	Monmouth	94 53
												276	H	Rider	96 54
												322	H	Manhattan	85 51
												332	A	Saint Peter's	81 50
												332	H	Saint Peter's	82 52
LAST 12 Division I GAMES:															
332	H	Saint Peter's	82 52	187	A	Siena	87 62								
251	H	Canisius	88 85	122	H	Marist	73 55								
122	A	Marist	80 62	322	H	Manhattan	85 51								
176	H	Iona	85 74	171	H	Fairfield	83 43								
276	H	Rider	96 54	215	A	Niagara	71 68								
332	A	Saint Peter's	81 50	251	A	Canisius	86 66								

Non-Div I Games:

Quinnipiac

Loss, Non-Conf, S Site, H Home A Away N Neutral

Average RPI Win:	193	WON-LOST	WINNING	LAST 10	STRENGTH OF	OPP. STRENGTH	TEAM	ADJ.	CONF.	ADJ CONF.
Average RPI Loss:	74	RECORD	PCT. RANK	GAMES	SCHEDULE	OF SCHEDULE	RPI	RPI	RPI	RPI
DIV. I ONLY	22- 4	18	8- 2	104	180	33	33	17	17	
DIV. I NON-CONF.	11- 2	29	0- 0	46	192	14	14	17	17	
TOTALS	RPI 1-25	RPI 26-50	W-L RECORDS	RPI 51-100	RPI 101-150	RPI 150+				
22- 4	0- 1	1- 1	OVERALL	1- 1	7- 0	13- 1				
11- 1	0- 0	0- 0	HOME	1- 1	4- 0	6- 0				
10- 3	0- 1	0- 1	AWAY	0- 0	3- 0	7- 1				
1- 0	0- 0	1- 0	NEUTRAL	0- 0	0- 0	0- 0				
11- 2	0- 1	1- 1	NON-CONFERENCE	1- 0	4- 0	5- 0				
6- 0	0- 0	0- 0	HOME	1- 0	2- 0	3- 0				
4- 2	0- 1	0- 1	AWAY	0- 0	2- 0	2- 0				
1- 0	0- 0	1- 0	NEUTRAL	0- 0	0- 0	0- 0				
11- 2	0- 0	0- 0	CONFERENCE	0- 1	3- 0	8- 1				
5- 1	0- 0	0- 0	HOME	0- 1	2- 0	3- 0				
6- 1	0- 0	0- 0	AWAY	0- 0	1- 0	5- 1				
0- 0	0- 0	0- 0	NEUTRAL	0- 0	0- 0	0- 0				

RPI 1-25				RPI 26-50				Team's RPI: 33				RPI 51-100				RPI 101+			
RPI	S	Opponent	Score	RPI	S	Opponent	Score	RPI	S	Opponent	Score	RPI	S	Opponent	Score	RPI	S	Opponent	Score
8	A	Louisville	67 89	30	A	Mississippi St.	77 88	81	H	Southern Miss.	61 63	103	H	Ole Miss	98 69				
				48	N	Tulane	69 64	84	H	Albany (NY)	63 54	108	A	Hofstra	70 65				
												111	H	Louisiana Tech	82 66				
												126	H	Ball St.	84 59				
												128	A	Colorado	79 78				
												132	A	Marshall	67 53				
												132	H	Marshall	74 60				
												161	A	Old Dominion	76 60				
												166	A	Belmont	66 50				
												177	A	UTSA	63 64				
												203	H	UAB	59 51				
												218	A	Charlotte	76 61				
												231	H	Fla. Atlantic	80 43				
												243	A	UTEP	80 74				
												253	A	Austin Peay	91 68				
												258	A	Rice	83 76				
												265	H	Central Ark.	93 57				
												285	H	Alabama St.	93 54				
												317	A	North Texas	77 49				
												333	H	FIU	81 42				
												342	H	Alabama A&M	96 44				
LAST 12 Division I GAMES:																			
203	H	UAB	59 51	177	A	UTSA	63 64												
132	H	Marshall	74 60	243	A	UTEP	80 74												
258	A	Rice	83 76	333	H	FIU	81 42												
317	A	North Texas	77 49	231	H	Fla. Atlantic	80 43												
81	H	Southern Miss.	61 63	161	A	Old Dominion	76 60												
111	H	Louisiana Tech	82 66	218	A	Charlotte	76 61												

Non-Div I Games:

Western Ky.

■ Loss,
■ Non-Conf, S Site,
■ Home
■ Away
N Neutral

Nebraska

Through Games Of Feb. 19, 2015

Average RPI Win: 135		WON-LOST	WINNING	LAST 10	STRENGTH OF	OPP. STRENGTH	TEAM	ADJ.	CONF.	ADJ CONF.
Average RPI Loss: 35		RECORD	PCT. RANK	GAMES	SCHEDULE	OF SCHEDULE	RPI	RPI	RPI	RPI
DIV. I ONLY		18- 8	62	5- 5	44	12	34	34	4	4
DIV. I NON-CONF.		10- 1	17	0- 0	144	84	26	26	2	2
TOTALS		RPI 1-25	RPI 26-50		W-L RECORDS		RPI 51-100	RPI 101-150	RPI 150+	
18- 8	1- 4	0- 3		OVERALL		7- 0	4- 1	6- 0		
12- 2	1- 2	0- 0		HOME		3- 0	2- 0	6- 0		
6- 6	0- 2	0- 3		AWAY		4- 0	2- 1	0- 0		
0- 0	0- 0	0- 0		NEUTRAL		0- 0	0- 0	0- 0		
10- 1	1- 0	0- 0		NON-CONFERENCE		3- 0	1- 1	5- 0		
7- 0	1- 0	0- 0		HOME		0- 0	1- 0	5- 0		
3- 1	0- 0	0- 0		AWAY		3- 0	0- 1	0- 0		
0- 0	0- 0	0- 0		NEUTRAL		0- 0	0- 0	0- 0		
8- 7	0- 4	0- 3		CONFERENCE		4- 0	3- 0	1- 0		
5- 2	0- 2	0- 0		HOME		3- 0	1- 0	1- 0		
3- 5	0- 2	0- 3		AWAY		1- 0	2- 0	0- 0		
0- 0	0- 0	0- 0		NEUTRAL		0- 0	0- 0	0- 0		

RPI	S	Opponent	Score	RPI	S	Opponent	Score	Team's RPI: 34	RPI	S	Opponent	Score	RPI	S	Opponent	Score
5	A	Maryland	47 59	35	A	Northwestern	51 59		52	H	Michigan	75 60	105	A	Michigan St.	71 67
5	H	Maryland	47 75	36	A	Rutgers	43 46		67	A	Washington St.	82 61	129	H	Bakersfield	54 45
7	A	Iowa	72 78	37	A	Minnesota	69 72		72	A	Creighton	60 57	135	A	Wisconsin	89 72
7	H	Iowa	61 69						89	A	UCLA	71 66	135	H	Wisconsin	70 63
11	H	Duke	60 54						90	A	Illinois	58 53	150	A	Alabama	51 53
									90	H	Illinois	59 57	174	H	Northern Colo.	63 56
									98	H	Purdue	69 59	193	H	High Point	83 57
													200	H	Penn St.	73 45
													216	H	Pepperdine	100 65
													241	H	Utah	66 43
													329	H	Alcorn	83 49
LAST 12 Division I GAMES:																
35	A	Northwestern	51 59	90	H	Illinois	59 57		7	A	Iowa	72 78				
135	H	Wisconsin	70 63						135	A	Wisconsin	89 72				
7	H	Iowa	61 69						98	H	Purdue	69 59				
5	A	Maryland	47 59						200	H	Penn St.	73 45				
36	A	Rutgers	43 46						90	A	Illinois	58 53				
52	H	Michigan	75 60													

Non-Div I Games:

Nebraska

■ Loss,
 ■ Non-Conf, S Site,
 ■ Home
 ■ Away
 N Neutral

Northwestern

Through Games Of Feb. 19, 2015

Average RPI Win:	149	WON-LOST	WINNING	LAST 10	STRENGTH OF	OPP. STRENGTH	TEAM	ADJ.	CONF.	ADJ CONF.
Average RPI Loss:	53	RECORD	PCT. RANK	GAMES	SCHEDULE	OF SCHEDULE	RPI	RPI	RPI	RPI
DIV. I ONLY	20- 6	35	7- 3	103	19	35	35	4	4	
DIV. I NON-CONF.	10- 1	17	0- 0	209	143	37	37	2	2	
TOTALS	RPI 1-25	RPI 26-50	W-L RECORDS	RPI 51-100	RPI 101-150	RPI 150+				
20- 6	0- 3	3- 1	OVERALL	6- 1	4- 0	7- 1				
10- 2	0- 1	3- 0	HOME	2- 1	2- 0	3- 0				
9- 4	0- 2	0- 1	AWAY	4- 0	2- 0	3- 1				
1- 0	0- 0	0- 0	NEUTRAL	0- 0	0- 0	1- 0				
10- 1	0- 1	1- 0	NON-CONFERENCE	2- 0	0- 0	7- 0				
5- 0	0- 0	1- 0	HOME	1- 0	0- 0	3- 0				
4- 1	0- 1	0- 0	AWAY	1- 0	0- 0	3- 0				
1- 0	0- 0	0- 0	NEUTRAL	0- 0	0- 0	1- 0				
10- 5	0- 2	2- 1	CONFERENCE	4- 1	4- 0	0- 1				
5- 2	0- 1	2- 0	HOME	1- 1	2- 0	0- 0				
5- 3	0- 1	0- 1	AWAY	3- 0	2- 0	0- 1				
0- 0	0- 0	0- 0	NEUTRAL	0- 0	0- 0	0- 0				

RPI 1-25				RPI 26-50				Team's RPI: 35		RPI 51-100				RPI 101+			
RPI	S	Opponent	Score	RPI	S	Opponent	Score		RPI	S	Opponent	Score	RPI	S	Opponent	Score	
7	A	Iowa	70 83	34	H	Nebraska	59 51		52	A	Michigan	63 62	105	A	Michigan St.	61 57	
7	H	Iowa	99 102	37	H	Minnesota	70 49		52	H	Michigan	66 73	105	H	Michigan St.	77 70	
10	A	Arizona St.	75 88	39	H	Gonzaga	62 43		57	A	DePaul	97 91	135	H	Wisconsin	68 46	
				40	A	Ohio St.	64 73		90	A	Illinois	68 67	147	A	Indiana	75 69	
									90	H	Illinois	64 58	200	A	Penn St.	75 76	
									93	H	Hampton	62 36	206	A	Virginia Tech	70 45	
									98	A	Purdue	73 65	214	H	Ill.-Chicago	61 40	
													227	A	UNLV	88 84	
													298	H	Loyola Chicago	70 33	
													300	H	Kent St.	72 54	
													302	N	Eastern Ill.	92 44	
													343	A	Chicago St.	102 48	
LAST 12 Division I GAMES:																	
				34	H	Nebraska	59 51		7	H	Iowa	99 102					
				52	A	Michigan	63 62		200	A	Penn St.	75 76					
				98	A	Purdue	73 65		90	A	Illinois	68 67					
				90	H	Illinois	64 58		52	H	Michigan	66 73					
				147	A	Indiana	75 69		7	A	Iowa	70 83					
				37	H	Minnesota	70 49		105	H	Michigan St.	77 70					

Non-Div I Games:

Northwestern

■ Loss,
■ Non-Conf, S Site,
■ Home
■ Away
N Neutral

Through Games of Feb. 19, 1919

Average RPI Win: 142		WON-LOST	WINNING	LAST 10	STRENGTH OF	OPP. STRENGTH	TEAM	ADJ.	CONF.	ADJ CONF.
Average RPI Loss: 12		RECORD	PCT. RANK	GAMES	SCHEDULE	OF SCHEDULE	RPI	RPI	RPI	RPI
DIV. I ONLY		20- 6	35	8- 2	85	2	36	36	4	4
DIV. I NON-CONF.		9- 2	35	0- 0	226	11	74	74	2	2
TOTALS		RPI 1-25	RPI 26-50		W-L RECORDS		RPI 51-100	RPI 101-150	RPI 150+	
20- 6	0- 5	3- 1		OVERALL		6- 0	3- 0	8- 0		
10- 4	0- 4	2- 0		HOME		3- 0	1- 0	4- 0		
10- 2	0- 1	1- 1		AWAY		3- 0	2- 0	4- 0		
0- 0	0- 0	0- 0		NEUTRAL		0- 0	0- 0	0- 0		
9- 2	0- 2	1- 0		NON-CONFERENCE		1- 0	1- 0	6- 0		
4- 2	0- 2	0- 0		HOME		0- 0	1- 0	3- 0		
5- 0	0- 0	1- 0		AWAY		1- 0	0- 0	3- 0		
0- 0	0- 0	0- 0		NEUTRAL		0- 0	0- 0	0- 0		
11- 4	0- 3	2- 1		CONFERENCE		5- 0	2- 0	2- 0		
6- 2	0- 2	2- 0		HOME		3- 0	0- 0	1- 0		
5- 2	0- 1	0- 1		AWAY		2- 0	2- 0	1- 0		
0- 0	0- 0	0- 0		NEUTRAL		0- 0	0- 0	0- 0		

RPI	S	Opponent	Score	RPI	S	Opponent	Score	Team's RPI: 36	RPI	S	Opponent	Score	RPI	S	Opponent	Score
1	H	Tennessee	45 55	34	H	Nebraska	46 43		52	A	Michigan	57 50	114	H	Saint Joseph's	76 52
5	A	Maryland	69 80	37	H	Minnesota	66 61		52	H	Michigan	81 68	135	A	Wisconsin	73 63
5	H	Maryland	59 71	40	A	Ohio St.	68 85		61	A	LSU	64 57	147	A	Indiana	66 51
7	H	Iowa	72 79	42	A	Arkansas	64 52		90	H	Illinois	80 56	151	A	Temple	88 55
15	H	North Carolina	93 96						98	A	Purdue	58 49	176	A	Iona	66 58
									98	H	Purdue	78 49	200	A	Penn St.	71 51
													200	H	Penn St.	76 65
													249	H	Davidson	100 44
													279	H	Colgate	60 44
													293	H	Northeastern	74 60
													327	A	Wagner	81 53
LAST 12 Division I GAMES:																
90	H	Illinois	80 56	98	A	Purdue	58 49		37	H	Minnesota	66 61				
98	H	Purdue	78 49	5	A	Maryland	69 80		135	A	Wisconsin	73 63				
5	A	Maryland	59 71	52	A	Michigan	57 50		5	H	Maryland	59 71				
34	H	Nebraska	46 43	200	A	Penn St.	71 51		52	H	Michigan	81 68				
200	H	Penn St.	76 65													

Non-Div I Games:

Rutgers

■ Loss,
■ Non-Conf,
■ S Site,
■ H Home
■ A Away
N Neutral

Average RPI Win: 136		WON-LOST	WINNING	LAST 10	STRENGTH OF	OPP. STRENGTH	TEAM	ADJ.	CONF.	ADJ CONF.
Average RPI Loss: 51		RECORD	PCT. RANK	GAMES	SCHEDULE	OF SCHEDULE	RPI	RPI	RPI	RPI
DIV. I ONLY		21- 6	32	6- 4	94	15	37	37	4	4
DIV. I NON-CONF.		11- 1	11	0- 0	147	90	31	31	2	2
TOTALS		RPI 1-25	RPI 26-50		W-L RECORDS		RPI 51-100	RPI 101-150	RPI 150+	
21- 6	1- 1	2- 3		OVERALL		4- 2	8- 0	6- 0		
12- 2	1- 1	1- 0		HOME		1- 1	6- 0	3- 0		
7- 3	0- 0	1- 2		AWAY		2- 1	2- 0	2- 0		
2- 1	0- 0	0- 1		NEUTRAL		1- 0	0- 0	1- 0		
11- 1	0- 0	0- 1		NON-CONFERENCE		3- 0	4- 0	4- 0		
6- 0	0- 0	0- 0		HOME		1- 0	3- 0	2- 0		
3- 0	0- 0	0- 0		AWAY		1- 0	1- 0	1- 0		
2- 1	0- 0	0- 1		NEUTRAL		1- 0	0- 0	1- 0		
10- 5	1- 1	2- 2		CONFERENCE		1- 2	4- 0	2- 0		
6- 2	1- 1	1- 0		HOME		0- 1	3- 0	1- 0		
4- 3	0- 0	1- 2		AWAY		1- 1	1- 0	1- 0		
0- 0	0- 0	0- 0		NEUTRAL		0- 0	0- 0	0- 0		

RPI 1-25				RPI 26-50				Team's RPI: 37				RPI 51-100				RPI 101+			
RPI	S	Opponent	Score	RPI	S	Opponent	Score	RPI	S	Opponent	Score	RPI	S	Opponent	Score	RPI	S	Opponent	Score
5	H	Maryland	73 77	34	H	Nebraska	72 69	75	A	North Carolina St.	60 55	101	H	Cleveland St.	93 76				
7	H	Iowa	93 80	35	A	Northwestern	49 70	86	H	Liberty	74 60	105	H	Michigan St.	86 79				
				36	A	Rutgers	61 66	90	A	Illinois	69 95	120	A	North Dakota	68 55				
				40	A	Ohio St.	76 72	95	N	Georgia Tech	72 69	121	H	Butler	88 86				
				41	N	Vanderbilt	54 71	98	A	Purdue	81 68	135	A	Wisconsin	72 60				
								98	H	Purdue	88 90	135	H	Wisconsin	93 82				
												141	H	Central Mich.	67 64				
												147	H	Indiana	65 61				
												159	A	Memphis	68 62				
												200	A	Penn St.	85 77				
												200	H	Penn St.	75 64				
												256	H	Southern U.	107 62				
												277	N	Col. of Charleston	74 50				
												315	H	Southeastern La.	109 60				
LAST 12 Division I GAMES:																			
7	H	Iowa	93 80	200	H	Penn St.	75 64	36	A	Rutgers	61 66	98	H	Purdue	88 90				
200	A	Penn St.	85 77	40	A	Ohio St.	76 72	147	H	Indiana	65 61	5	H	Maryland	73 77				
135	H	Wisconsin	93 82	49	A	Northwestern	49 70												
105	H	Michigan St.	86 79																
90	A	Illinois	69 95																
35	A	Northwestern	49 70																

Non-Div I Games:

Minnesota

■ Loss,
■ Non-Conf, S Site,
■ Home
■ Away
N Neutral

Average RPI Win:	179	WON-LOST	WINNING	LAST 10	STRENGTH OF	OPP. STRENGTH	TEAM	ADJ.	CONF.	ADJ CONF.
Average RPI Loss:	57	RECORD	PCT. RANK	GAMES	SCHEDULE	OF SCHEDULE	RPI	RPI	RPI	RPI
DIV. I ONLY	22- 3	15	9- 1	186	84	38	38	14	14	
DIV. I NON-CONF.	7- 2	47	0- 0	73	27	30	30	14	14	
TOTALS	RPI 1-25	RPI 26-50	W-L RECORDS	RPI 51-100	RPI 101-150	RPI 150+				
22- 3	1- 0	0- 1	OVERALL	2- 2	7- 0	12- 0				
12- 1	1- 0	0- 1	HOME	1- 0	4- 0	6- 0				
10- 2	0- 0	0- 0	AWAY	1- 2	3- 0	6- 0				
0- 0	0- 0	0- 0	NEUTRAL	0- 0	0- 0	0- 0				
7- 2	1- 0	0- 1	NON-CONFERENCE	1- 1	1- 0	4- 0				
3- 1	1- 0	0- 1	HOME	0- 0	0- 0	2- 0				
4- 1	0- 0	0- 0	AWAY	1- 1	1- 0	2- 0				
0- 0	0- 0	0- 0	NEUTRAL	0- 0	0- 0	0- 0				
15- 1	0- 0	0- 0	CONFERENCE	1- 1	6- 0	8- 0				
9- 0	0- 0	0- 0	HOME	1- 0	4- 0	4- 0				
6- 1	0- 0	0- 0	AWAY	0- 1	2- 0	4- 0				
0- 0	0- 0	0- 0	NEUTRAL	0- 0	0- 0	0- 0				

RPI 1-25			RPI 26-50			Team's RPI: 38	RPI 51-100			RPI 101+		
RPI	S	Opponent	Score	RPI	S	Opponent	Score	RPI	S	Opponent	Score	RPI
23	H	Oklahoma	66 62	48	H	Tulane	58 74	53	A	Arkansas St.	69 70	133
								53	H	Arkansas St.	63 61	133
								61	A	LSU	70 54	137
								70	A	South Dakota St.	42 67	139
										145	H	La.-Lafayette
										148	A	Appalachian St.
										148	H	Appalachian St.
										159	A	Memphis
										160	H	Oral Roberts
										188	H	Texas-Arlington
										194	H	Missouri St.
										207	A	La.-Monroe
										207	H	La.-Monroe
										235	A	Georgia St.
										258	A	Rice
										288	A	Ga. Southern
										288	H	Ga. Southern
										318	A	South Ala.
										318	H	South Ala.
LAST 12 Division I GAMES:												
53	H	Arkansas St.	63 61	53	A	Arkansas St.	69 70					
288	H	Ga. Southern	60 43	188	H	Texas-Arlington	66 38					
148	A	Appalachian St.	63 49	137	H	Troy	82 56					
133	H	Texas St.	70 43	318	A	South Ala.	56 34					
207	H	La.-Monroe	68 44	207	A	La.-Monroe	79 41					
288	A	Ga. Southern	58 44	148	H	Appalachian St.	69 48					

Non-Div I Games:

UALR

■ Loss,
 ■ Non-Conf, S Site,
 ■ Home
 ■ Away
 N Neutral

Average RPI Win: 179	WON-LOST	WINNING	LAST 10	STRENGTH OF	OPP. STRENGTH	TEAM	ADJ.	CONF.	ADJ CONF.
Average RPI Loss: 47	RECORD	PCT. RANK	GAMES	SCHEDULE	OF SCHEDULE	RPI	RPI	RPI	RPI
DIV. I ONLY	22- 4	18	10- 0	134	82	39	39	9	9
DIV. I NON-CONF.	7- 4	107	0- 0	65	83	65	65	8	8
TOTALS	RPI 1-25	RPI 26-50	W-L RECORDS	RPI 51-100	RPI 101-150	RPI 150+			
22- 4	1- 1	2- 1	OVERALL	3- 2	1- 0	15- 0			
12- 1	1- 0	1- 0	HOME	2- 1	0- 0	8- 0			
10- 1	0- 0	1- 0	AWAY	1- 0	1- 0	7- 0			
0- 2	0- 1	0- 0	NEUTRAL	0- 1	0- 0	0- 0			
7- 4	1- 1	0- 1	NON-CONFERENCE	0- 2	1- 0	5- 0			
4- 1	1- 0	0- 0	HOME	0- 1	0- 0	3- 0			
3- 1	0- 0	0- 1	AWAY	0- 0	1- 0	2- 0			
0- 2	0- 1	0- 0	NEUTRAL	0- 1	0- 0	0- 0			
15- 0	0- 0	2- 0	CONFERENCE	3- 0	0- 0	10- 0			
8- 0	0- 0	1- 0	HOME	2- 0	0- 0	5- 0			
7- 0	0- 0	1- 0	AWAY	1- 0	0- 0	5- 0			
0- 0	0- 0	0- 0	NEUTRAL	0- 0	0- 0	0- 0			

RPI 1-25				RPI 26-50				RPI 51-100				RPI 101+			
RPI	S	Opponent	Score	RPI	S	Opponent	Score	RPI	S	Opponent	Score	RPI	S	Opponent	Score
7	N	Iowa	67 79	35	A	Northwestern	43 62	58	A	Pacific	73 63	143	A	Eastern Wash.	61 60
14	H	Dayton	75 65	45	A	St. Mary's (CA)	52 42	63	H	BYU	78 62	179	A	San Francisco	75 64
				45	H	St. Mary's (CA)	80 72	64	H	San Diego	67 49	179	H	San Francisco	91 84
								67	H	Washington St.	58 59	186	A	Montana St.	89 60
								79	N	American	56 59	196	A	Santa Clara	78 70
												196	H	Santa Clara	76 49
												208	A	Wyoming	70 56
												216	A	Pepperdine	78 56
												216	H	Pepperdine	73 64
												233	H	Southern Utah	70 51
												245	H	Idaho St.	88 63
												282	A	Loyola Marymount	82 59
												282	H	Loyola Marymount	76 62
												290	A	Portland	85 63
												290	H	Portland	79 57
												305	H	Portland St.	73 41
LAST 12 Division I GAMES:															
45	H	St. Mary's (CA)	80 72	58	A	Pacific	73 63								
216	A	Pepperdine	78 56	45	A	St. Mary's (CA)	52 42								
282	A	Loyola Marymount	82 59	282	H	Loyola Marymount	76 62								
179	H	San Francisco	91 84	216	H	Pepperdine	73 64								
196	H	Santa Clara	76 49	196	A	Santa Clara	78 70								
290	A	Portland	85 63	179	A	San Francisco	75 64								

Non-Div I Games:

Gonzaga

Average RPI Win: 116		WON-LOST	WINNING	LAST 10	STRENGTH OF	OPP. STRENGTH	TEAM	ADJ.	CONF.	ADJ CONF.
Average RPI Loss: 49		RECORD	PCT. RANK	GAMES	SCHEDULE	OF SCHEDULE	RPI	RPI	RPI	RPI
DIV. I ONLY		18- 9	78	7- 3	27	13	40	40	4	4
DIV. I NON-CONF.		8- 4	92	0- 0	23	39	59	59	2	2
TOTALS		RPI 1-25	RPI 26-50		W-L RECORDS		RPI 51-100	RPI 101-150	RPI 150+	
18- 9	1- 2	2- 2		OVERALL		6- 4	5- 1	4- 0		
13- 3	0- 0	2- 2		HOME		5- 1	3- 0	3- 0		
3- 5	0- 2	0- 0		AWAY		1- 2	2- 1	0- 0		
2- 1	1- 0	0- 0		NEUTRAL		0- 1	0- 0	1- 0		
8- 4	1- 0	0- 1		NON-CONFERENCE		3- 2	1- 1	3- 0		
6- 2	0- 0	0- 1		HOME		3- 1	1- 0	2- 0		
0- 1	0- 0	0- 0		AWAY		0- 0	0- 1	0- 0		
2- 1	1- 0	0- 0		NEUTRAL		0- 1	0- 0	1- 0		
10- 5	0- 2	2- 1		CONFERENCE		3- 2	4- 0	1- 0		
7- 1	0- 0	2- 1		HOME		2- 0	2- 0	1- 0		
3- 4	0- 2	0- 0		AWAY		1- 2	2- 0	0- 0		
0- 0	0- 0	0- 0		NEUTRAL		0- 0	0- 0	0- 0		

RPI 1-25				RPI 26-50				Team's RPI: 40				RPI 51-100				RPI 101+			
RPI	S	Opponent	Score	RPI	S	Opponent	Score	RPI	S	Opponent	Score	RPI	S	Opponent	Score	RPI	S	Opponent	Score
5	A	Maryland	78 87	28	H	Pittsburgh	74 78	52	A	Michigan	94 100	105	H	Michigan St.	76 62				
7	A	Iowa	65 73	35	H	Northwestern	73 64	52	H	Michigan	77 73	110	A	Virginia	82 87				
16	N	FGCU	90 83	36	H	Rutgers	85 68	53	H	Arkansas St.	67 52	125	H	VCU	96 86				
				37	H	Minnesota	72 76	55	N	Wichita St.	55 70	135	A	Wisconsin	85 73				
								56	H	Georgia	59 67	147	A	Indiana	103 49				
								68	H	West Virginia	96 54	147	H	Indiana	78 70				
								85	H	Western Mich.	83 46	165	N	Clemson	86 77				
								90	A	Illinois	55 66	200	H	Penn St.	69 60				
								98	A	Purdue	79 71	210	H	Winthrop	66 52				
								98	H	Purdue	92 60	316	H	Saint Francis (PA)	113 97				
LAST 12 Division I GAMES:																			
98	H	Purdue	92 60	135	A	Wisconsin	85 73												
90	A	Illinois	55 66	98	A	Purdue	79 71												
52	H	Michigan	77 73	200	H	Penn St.	69 60												
147	H	Indiana	78 70	37	H	Minnesota	72 76												
7	A	Iowa	65 73	52	A	Michigan	94 100												
105	H	Michigan St.	76 62	147	A	Indiana	103 49												

Non-Div I Games:

Ohio St.

■ Loss,
 ■ Non-Conf,
 ■ S Site,
 ■ H Home
 ■ A Away
 N Neutral

Vanderbilt

Through Games Of Feb. 19, 2015

Average RPI Win:	114	WON-LOST	WINNING	LAST 10	STRENGTH OF	OPP. STRENGTH	TEAM	ADJ.	CONF.	ADJ CONF.
Average RPI Loss:	53	RECORD	PCT. RANK	GAMES	SCHEDULE	OF SCHEDULE	RPI	RPI	RPI	RPI
DIV. I ONLY	13- 12	168	4- 5	1	20	41	41	3	3	
DIV. I NON-CONF.	8- 4	92	0- 0	20	19	40	40	5	5	
TOTALS	RPI 1-25	RPI 26-50	W-L RECORDS	RPI 51-100	RPI 101-150	RPI 150+				
13- 12	1- 7	4- 1	OVERALL	0- 2	4- 0	4- 2				
8- 4	1- 3	3- 0	HOME	0- 0	1- 0	3- 1				
4- 6	0- 2	0- 1	AWAY	0- 2	3- 0	1- 1				
1- 2	0- 2	1- 0	NEUTRAL	0- 0	0- 0	0- 0				
8- 4	1- 3	2- 0	NON-CONFERENCE	0- 0	2- 0	3- 1				
5- 1	1- 1	1- 0	HOME	0- 0	0- 0	3- 0				
2- 1	0- 0	0- 0	AWAY	0- 0	2- 0	0- 1				
1- 2	0- 2	1- 0	NEUTRAL	0- 0	0- 0	0- 0				
5- 8	0- 4	2- 1	CONFERENCE	0- 2	2- 0	1- 1				
3- 3	0- 2	2- 0	HOME	0- 0	1- 0	0- 1				
2- 5	0- 2	0- 1	AWAY	0- 2	1- 0	1- 0				
0- 0	0- 0	0- 0	NEUTRAL	0- 0	0- 0	0- 0				

RPI	S	Opponent	Score	RPI	S	Opponent	Score	RPI	S	Opponent	Score	RPI	S	Opponent	Score
1	H	Tennessee	49 57	27	H	Green Bay	68 64	56	A	Georgia	53 64	103	H	Ole Miss	58 54
4	A	South Carolina	59 89	30	A	Mississippi St.	44 69	61	A	LSU	44 64	119	A	Elon	66 50
6	N	UConn	52 91	30	H	Mississippi St.	78 62					135	A	Wisconsin	67 58
10	N	Arizona St.	67 72	37	N	Minnesota	71 54					150	A	Alabama	55 52
12	H	Kentucky	68 82	42	H	Arkansas	55 53					155	A	Florida	76 75
14	H	Dayton	67 71									155	H	Florida	58 67
19	A	Texas A&M	61 75									156	H	Saint Louis	75 57
20	H	James Madison	66 62									166	H	Belmont	65 58
												263	A	Marquette	67 80
												348	H	Mississippi Val.	63 37
LAST 12 Division I GAMES:															
155	A	Florida	76 75	150	A	Alabama	55 52								
4	A	South Carolina	59 89	42	H	Arkansas	55 53								
12	H	Kentucky	68 82	56	A	Georgia	53 64								
103	H	Ole Miss	58 54	30	H	Mississippi St.	78 62								
155	H	Florida	58 67	61	A	LSU	44 64								
30	A	Mississippi St.	44 69	1	H	Tennessee	49 57								

Non-Div I Games: Ala.-Huntsville 74 51

Vanderbilt

Loss, Non-Conf, S Site, H Home A Away N Neutral

Arkansas

Through Games Of Feb. 19, 2015

Average RPI Win:	143	WON-LOST	WINNING	LAST 10	STRENGTH OF	OPP. STRENGTH	TEAM	ADJ.	CONF.	ADJ CONF.
Average RPI Loss:	48	RECORD	PCT. RANK	GAMES	SCHEDULE	OF SCHEDULE	RPI	RPI	RPI	RPI
DIV. I ONLY	15- 10	109	5- 5	14	49	42	42	3	3	
DIV. I NON-CONF.	10- 2	31	0- 0	26	105	25	25	5	5	
TOTALS	RPI 1-25	RPI 26-50	W-L RECORDS	RPI 51-100	RPI 101-150	RPI 150+				
15- 10	2- 4	1- 3	OVERALL	2- 1	3- 1	7- 1				
8- 5	1- 3	0- 1	HOME	1- 1	1- 0	5- 0				
5- 5	0- 1	1- 2	AWAY	0- 0	2- 1	2- 1				
2- 0	1- 0	0- 0	NEUTRAL	1- 0	0- 0	0- 0				
10- 2	2- 0	1- 1	NON-CONFERENCE	1- 1	1- 0	5- 0				
5- 2	1- 0	0- 1	HOME	0- 1	0- 0	4- 0				
3- 0	0- 0	1- 0	AWAY	0- 0	1- 0	1- 0				
2- 0	1- 0	0- 0	NEUTRAL	1- 0	0- 0	0- 0				
5- 8	0- 4	0- 2	CONFERENCE	1- 0	2- 1	2- 1				
3- 3	0- 3	0- 0	HOME	1- 0	1- 0	1- 0				
2- 5	0- 1	0- 2	AWAY	0- 0	1- 1	1- 1				
0- 0	0- 0	0- 0	NEUTRAL	0- 0	0- 0	0- 0				

RPI 1-25				RPI 26-50				Team's RPI: 42	RPI 51-100				RPI 101+			
RPI	S	Opponent	Score	RPI	S	Opponent	Score		RPI	S	Opponent	Score	RPI	S	Opponent	Score
1	H	Tennessee	51 60	30	A	Mississippi St.	57 72		56	H	Georgia	54 48	103	A	Ole Miss	57 71
4	H	South Carolina	56 73	36	H	Rutgers	52 64		70	H	South Dakota St.	75 80	124	H	Missouri	73 55
7	N	Iowa	77 67	41	A	Vanderbilt	53 55		91	N	Richmond	74 55	139	A	Tulsa	64 53
19	A	Texas A&M	55 59	50	A	Middle Tenn.	58 51						150	A	Alabama	53 42
19	H	Texas A&M	50 52										155	A	Florida	58 72
23	H	Oklahoma	71 64										172	H	Savannah St.	75 46
													191	A	Auburn	54 36
													191	H	Auburn	52 47
													194	A	Missouri St.	59 50
													220	H	Northwestern St.	78 30
													222	H	Nicholls St.	63 52
													310	H	Grambling	77 35
LAST 12 Division I GAMES:																
4	H	South Carolina	56 73	155	A	Florida	58 72									
191	A	Auburn	54 36	41	A	Vanderbilt	53 55									
19	A	Texas A&M	55 59	124	H	Missouri	73 55									
56	H	Georgia	54 48	1	H	Tennessee	51 60									
150	A	Alabama	53 42	30	A	Mississippi St.	57 72									
191	H	Auburn	52 47	19	H	Texas A&M	50 52									

Non-Div I Games:

Arkansas

■ Loss,
 ■ Non-Conf,
 ■ S Site,
 ■ H Home
 ■ A Away
 N Neutral

Average RPI Win:	215	WON-LOST	WINNING	LAST 10	STRENGTH OF	OPP. STRENGTH	TEAM	ADJ.	CONF.	ADJ CONF.
Average RPI Loss:	66	RECORD	PCT. RANK	GAMES	SCHEDULE	OF SCHEDULE	RPI	RPI	RPI	RPI
DIV. I ONLY	17- 6	43	8- 2	92	154	43	43	11	11	
DIV. I NON-CONF.	9- 3	60	1- 0	125	169	44	44	12	12	
TOTALS	RPI 1-25	RPI 26-50	W-L RECORDS	RPI 51-100	RPI 101-150	RPI 150+				
17- 6	0- 4	0- 0	OVERALL	0- 0	3- 0	14- 2				
9- 1	0- 1	0- 0	HOME	0- 0	2- 0	7- 0				
6- 5	0- 3	0- 0	AWAY	0- 0	0- 0	6- 2				
2- 0	0- 0	0- 0	NEUTRAL	0- 0	1- 0	1- 0				
9- 3	0- 2	0- 0	NON-CONFERENCE	0- 0	2- 0	7- 1				
4- 0	0- 0	0- 0	HOME	0- 0	1- 0	3- 0				
3- 3	0- 2	0- 0	AWAY	0- 0	0- 0	3- 1				
2- 0	0- 0	0- 0	NEUTRAL	0- 0	1- 0	1- 0				
8- 3	0- 2	0- 0	CONFERENCE	0- 0	1- 0	7- 1				
5- 1	0- 1	0- 0	HOME	0- 0	1- 0	4- 0				
3- 2	0- 1	0- 0	AWAY	0- 0	0- 0	3- 1				
0- 0	0- 0	0- 0	NEUTRAL	0- 0	0- 0	0- 0				

RPI 1-25				RPI 26-50				Team's RPI: 43				RPI 51-100				RPI 101+			
RPI	S	Opponent	Score	RPI	S	Opponent	Score	RPI	S	Opponent	Score	RPI	S	Opponent	Score	RPI	S	Opponent	Score
2	A	Baylor	42 96													122	N	Marist	57 50
16	A	FGCU	55 57													133	H	Texas St.	75 57
16	H	FGCU	39 61													134	H	Kennesaw St.	75 64
25	A	South Fla.	62 78													155	A	Florida	54 59
																163	A	Indiana St.	62 52
																180	A	Northern Ky.	62 68
																180	H	Northern Ky.	73 56
																212	A	USC Upstate	92 66
																212	H	USC Upstate	67 44
																219	H	Campbell	76 63
																230	H	Jacksonville	73 47
																247	A	Lipscomb	82 77
																247	H	Lipscomb	103 75
																250	H	UNCW	72 55
																255	A	North Florida	67 38
																257	A	Valparaiso	73 62
																260	A	UCF	67 49
																261	H	Bethune-Cookman	91 61
																266	N	Utah St.	84 64
LAST 12 Division I GAMES:																			
212	A	USC Upstate	92 66	212	H	USC Upstate	67 44												
180	H	Northern Ky.	73 56	134	H	Kennesaw St.	75 64												
247	H	Lipscomb	103 75	255	A	North Florida	67 38												
16	H	FGCU	39 61	230	H	Jacksonville	73 47												
247	A	Lipscomb	82 77	16	A	FGCU	55 57												
180	A	Northern Ky.	62 68	257	A	Valparaiso	73 62												

Non-Div I Games: Webber Int'l 90 27 Warner 101 40

Stetson

Loss, Non-Conf, S Site, H Home A Away N Neutral

Average RPI Win: 166	WON-LOST	WINNING	LAST 10	STRENGTH OF	OPP. STRENGTH	TEAM	ADJ.	CONF.	ADJ CONF.
Average RPI Loss: 123	RECORD	PCT. RANK	GAMES	SCHEDULE	OF SCHEDULE	RPI	RPI	RPI	RPI
DIV. I ONLY	22- 4	18	8- 2	195	75	44	44	10	10
DIV. I NON-CONF.	11- 1	11	0- 0	241	80	49	49	9	9
TOTALS	RPI 1-25	RPI 26-50	W-L RECORDS	RPI 51-100	RPI 101-150	RPI 150+			
22- 4	0- 0	0- 0	OVERALL	8- 3	3- 0	11- 1			
15- 1	0- 0	0- 0	HOME	4- 1	3- 0	8- 0			
7- 3	0- 0	0- 0	AWAY	4- 2	0- 0	3- 1			
0- 0	0- 0	0- 0	NEUTRAL	0- 0	0- 0	0- 0			
11- 1	0- 0	0- 0	NON-CONFERENCE	3- 1	2- 0	6- 0			
9- 0	0- 0	0- 0	HOME	2- 0	2- 0	5- 0			
2- 1	0- 0	0- 0	AWAY	1- 1	0- 0	1- 0			
0- 0	0- 0	0- 0	NEUTRAL	0- 0	0- 0	0- 0			
11- 3	0- 0	0- 0	CONFERENCE	5- 2	1- 0	5- 1			
6- 1	0- 0	0- 0	HOME	2- 1	1- 0	3- 0			
5- 2	0- 0	0- 0	AWAY	3- 1	0- 0	2- 1			
0- 0	0- 0	0- 0	NEUTRAL	0- 0	0- 0	0- 0			

RPI 1-25				RPI 26-50				Team's RPI: 44				RPI 51-100				RPI 101+			
RPI	S	Opponent	Score	RPI	S	Opponent	Score	RPI	S	Opponent	Score	RPI	S	Opponent	Score	RPI	S	Opponent	Score
												56	H	Georgia	70 51	114	H	Saint Joseph's	77 60
												57	A	DePaul	81 80	121	H	Butler	70 65
												57	H	DePaul	107 87	134	H	Kennesaw St.	77 74
												68	A	West Virginia	87 89	171	H	Fairfield	79 47
												72	A	Creighton	79 74	181	H	Xavier	78 54
												72	H	Creighton	73 81	200	A	Penn St.	75 70
												82	A	Villanova	59 56	213	H	Lafayette	80 63
												83	A	Fordham	56 43	238	A	Providence	68 67
												88	A	St. John's (NY)	50 59	238	H	Providence	67 40
												88	H	St. John's (NY)	78 73	263	A	Marquette	70 73
												90	H	Illinois	82 72	263	H	Marquette	88 58
																276	H	Rider	66 47
																286	A	Georgetown	99 85
																308	H	NJIT	74 62
																332	H	Saint Peter's	75 45
LAST 12 Division I GAMES:																			
263	A	Marquette	70 73	82	A	Villanova	59 56												
57	A	DePaul	81 80	57	H	DePaul	107 87												
72	H	Creighton	73 81	263	H	Marquette	88 58												
238	H	Providence	67 40	238	A	Providence	68 67												
88	H	St. John's (NY)	78 73	181	H	Xavier	78 54												
286	A	Georgetown	99 85	88	A	St. John's (NY)	50 59												

Non-Div I Games:

Seton Hall

■ Loss,
 ■ Non-Conf,
 ■ S Site,
 ■ H Home
 ■ A Away
 N Neutral

St. Mary's (CA)

Through Games Of Feb. 19, 2015

Average RPI Win:	161	WON-LOST	WINNING	LAST 10	STRENGTH OF	OPP. STRENGTH	TEAM	ADJ.	CONF.	ADJ CONF.
Average RPI Loss:	59	RECORD	PCT. RANK	GAMES	SCHEDULE	OF SCHEDULE	RPI	RPI	RPI	RPI
DIV. I ONLY	18- 8	62	7- 3	58	77	45	45	9	9	
DIV. I NON-CONF.	7- 4	107	0- 0	85	40	63	63	8	8	
TOTALS	RPI 1-25	RPI 26-50	W-L RECORDS	RPI 51-100	RPI 101-150	RPI 150+				
18- 8	0- 1	1- 2	OVERALL	6- 4	1- 1	10- 0				
10- 3	0- 0	1- 1	HOME	3- 2	1- 0	5- 0				
8- 5	0- 1	0- 1	AWAY	3- 2	0- 1	5- 0				
0- 0	0- 0	0- 0	NEUTRAL	0- 0	0- 0	0- 0				
7- 4	0- 1	1- 0	NON-CONFERENCE	2- 2	1- 1	3- 0				
5- 1	0- 0	1- 0	HOME	1- 1	1- 0	2- 0				
2- 3	0- 1	0- 0	AWAY	1- 1	0- 1	1- 0				
0- 0	0- 0	0- 0	NEUTRAL	0- 0	0- 0	0- 0				
11- 4	0- 0	0- 2	CONFERENCE	4- 2	0- 0	7- 0				
5- 2	0- 0	0- 1	HOME	2- 1	0- 0	3- 0				
6- 2	0- 0	0- 1	AWAY	2- 1	0- 0	4- 0				
0- 0	0- 0	0- 0	NEUTRAL	0- 0	0- 0	0- 0				

RPI 1-25				RPI 26-50				Team's RPI: 45	RPI 51-100				RPI 101+			
RPI	S	Opponent	Score	RPI	S	Opponent	Score		RPI	S	Opponent	Score	RPI	S	Opponent	Score
18	A	George Washington	52 70	39	A	Gonzaga	72 80		54	A	Fresno St.	56 60	109	H	CSUN	73 63
				39	H	Gonzaga	42 52		58	A	Pacific	48 61	110	A	Virginia	49 62
				46	H	Iowa St.	67 63		58	H	Pacific	86 88	153	A	Cal Poly	65 64
									63	A	BYU	61 51	154	H	Sacramento St.	99 91
									63	H	BYU	76 71	179	A	San Francisco	68 66
									64	A	San Diego	57 56	196	A	Santa Clara	62 61
									64	H	San Diego	68 66	216	A	Pepperdine	53 49
									80	H	Southern California	64 58	216	H	Pepperdine	73 68
									99	H	Boston College	72 82	282	A	Loyola Marymount	56 49
									100	A	UC Davis	57 55	282	H	Loyola Marymount	72 71
													290	H	Portland	66 53
													344	H	Howard	80 55
LAST 12 Division I GAMES:																
39	A	Gonzaga	72 80	290	H	Portland	66 53									
64	H	San Diego	68 66	39	H	Gonzaga	42 52									
63	H	BYU	76 71	63	A	BYU	61 51									
58	A	Pacific	48 61	64	A	San Diego	57 56									
216	A	Pepperdine	53 49	58	H	Pacific	86 88									
282	A	Loyola Marymount	56 49	282	H	Loyola Marymount	72 71									

Non-Div I Games:

St. Mary's (CA)

■ Loss,
 ■ Non-Conf,
 ■ S Site,
 ■ Home
 ■ A Away
 N Neutral

Average RPI Win:	142	WON-LOST	WINNING	LAST 10	STRENGTH OF	OPP. STRENGTH	TEAM	ADJ.	CONF.	ADJ CONF.
Average RPI Loss:	50	RECORD	PCT. RANK	GAMES	SCHEDULE	OF SCHEDULE	RPI	RPI	RPI	RPI
DIV. I ONLY	16- 9	89	5- 5	34	38	46	46	1	1	
DIV. I NON-CONF.	9- 2	35	0- 0	178	212	59	59	1	1	
TOTALS	RPI 1-25	RPI 26-50	W-L RECORDS	RPI 51-100	RPI 101-150	RPI 150+				
16- 9	3- 3	0- 1	OVERALL	5- 4	1- 1	7- 0				
13- 2	2- 0	0- 0	HOME	4- 2	1- 0	6- 0				
2- 7	1- 3	0- 1	AWAY	1- 2	0- 1	0- 0				
1- 0	0- 0	0- 0	NEUTRAL	0- 0	0- 0	1- 0				
9- 2	0- 1	0- 1	NON-CONFERENCE	1- 0	1- 0	7- 0				
8- 0	0- 0	0- 0	HOME	1- 0	1- 0	6- 0				
0- 2	0- 1	0- 1	AWAY	0- 0	0- 0	0- 0				
1- 0	0- 0	0- 0	NEUTRAL	0- 0	0- 0	1- 0				
7- 7	3- 2	0- 0	CONFERENCE	4- 4	0- 1	0- 0				
5- 2	2- 0	0- 0	HOME	3- 2	0- 0	0- 0				
2- 5	1- 2	0- 0	AWAY	1- 2	0- 1	0- 0				
0- 0	0- 0	0- 0	NEUTRAL	0- 0	0- 0	0- 0				

RPI	S	Opponent	Score	RPI	S	Opponent	Score	RPI	S	Opponent	Score	RPI	S	Opponent	Score
2	A	Baylor	47 79	45	A	St. Mary's (CA)	63 67	51	A	Oklahoma St.	48 60	102	A	Texas Tech	58 71
7	A	Iowa	67 76					51	H	Oklahoma St.	62 63	131	H	UC Riverside	71 54
23	A	Oklahoma	66 75					60	A	Kansas St.	79 59	171	H	Fairfield	76 63
23	H	Oklahoma	84 76					60	H	Kansas St.	60 55	185	H	Stony Brook	74 64
24	A	Texas	58 57					68	H	West Virginia	61 43	208	N	Wyoming	84 63
24	H	Texas	59 57					73	H	Drake	84 67	212	H	USC Upstate	98 76
								74	A	TCU	84 86	270	H	Cincinnati	85 54
								74	H	TCU	80 62	341	H	Ark.-Pine Bluff	82 56
								92	H	Kansas	56 61	344	H	Howard	90 44
LAST 12 Division I GAMES:															
23	H	Oklahoma	84 76	92	H	Kansas	56 61								
51	A	Oklahoma St.	48 60	24	A	Texas	58 57								
102	A	Texas Tech	58 71	74	H	TCU	80 62								
68	H	West Virginia	61 43	60	A	Kansas St.	79 59								
23	A	Oklahoma	66 75	2	A	Baylor	47 79								
51	H	Oklahoma St.	62 63	24	H	Texas	59 57								

Non-Div I Games:

Iowa St.

■ Loss,
 ■ Non-Conf, S Site,
 ■ Home
 ■ Away
 N Neutral

Average RPI Win: 169		WON-LOST	WINNING	LAST 10	STRENGTH OF	OPP. STRENGTH	TEAM	ADJ.	CONF.	ADJ CONF.
Average RPI Loss: 30		RECORD	PCT. RANK	GAMES	SCHEDULE	OF SCHEDULE	RPI	RPI	RPI	RPI
DIV. I ONLY		18- 8	62	5- 5	73	30	47	47	2	2
DIV. I NON-CONF.		10- 3	52	0- 0	244	91	106	106	3	3
TOTALS	RPI 1-25	RPI 26-50		W-L RECORDS		RPI 51-100	RPI 101-150	RPI 150+		
18- 8	1- 4	1- 3		OVERALL		4- 1	3- 0	9- 0		
15- 1	1- 1	0- 0		HOME		3- 0	3- 0	8- 0		
2- 7	0- 3	1- 3		AWAY		0- 1	0- 0	1- 0		
1- 0	0- 0	0- 0		NEUTRAL		1- 0	0- 0	0- 0		
10- 3	0- 1	0- 2		NON-CONFERENCE		2- 0	2- 0	6- 0		
9- 1	0- 1	0- 0		HOME		1- 0	2- 0	6- 0		
0- 2	0- 0	0- 2		AWAY		0- 0	0- 0	0- 0		
1- 0	0- 0	0- 0		NEUTRAL		1- 0	0- 0	0- 0		
8- 5	1- 3	1- 1		CONFERENCE		2- 1	1- 0	3- 0		
6- 0	1- 0	0- 0		HOME		2- 0	1- 0	2- 0		
2- 5	0- 3	1- 1		AWAY		0- 1	0- 0	1- 0		
0- 0	0- 0	0- 0		NEUTRAL		0- 0	0- 0	0- 0		

RPI 1-25				Team's RPI: 47		RPI 51-100				RPI 101+					
RPI	S	Opponent	Score	RPI	S	Opponent	Score	RPI	S	Opponent	Score	RPI	S	Opponent	Score
3	H	Notre Dame	78 63	28	A	Pittsburgh	66 81	61	H	LSU	76 71	110	H	Virginia	67 58
8	A	Louisville	55 68	29	A	Syracuse	85 71	75	A	North Carolina St.	65 68	135	H	Wisconsin	66 54
10	H	Arizona St.	61 65	48	A	Tulane	65 70	89	N	UCLA	74 67	139	H	Tulsa	69 57
11	A	Duke	53 68	50	A	Middle Tenn.	48 53	95	H	Georgia Tech	64 59	165	H	Clemson	79 42
13	A	Florida St.	60 80					99	H	Boston College	74 53	206	A	Virginia Tech	62 45
												206	H	Virginia Tech	42 39
												230	H	Jacksonville	65 36
												236	H	Oakland	66 53
												255	H	North Florida	81 53
												319	H	Illinois St.	95 44
												334	H	Florida A&M	83 47
												338	H	Coppin St.	70 54
LAST 12 Division I GAMES:															
				75	A	North Carolina St.	65 68	8	A	Louisville	55 68				
				95	H	Georgia Tech	64 59	110	H	Virginia	67 58				
				29	A	Syracuse	85 71	11	A	Duke	53 68				
				13	A	Florida St.	60 80	165	H	Clemson	79 42				
				206	H	Virginia Tech	42 39	206	A	Virginia Tech	62 45				
				28	A	Pittsburgh	66 81	3	H	Notre Dame	78 63				

Non-Div I Games:

Miami (FL)

Loss, Non-Conf, S Site, H Home A Away N Neutral

Average RPI Win:	182	WON-LOST	WINNING	LAST 10	STRENGTH OF	OPP. STRENGTH	TEAM	ADJ.	CONF.	ADJ CONF.
Average RPI Loss:	45	RECORD	PCT. RANK	GAMES	SCHEDULE	OF SCHEDULE	RPI	RPI	RPI	RPI
DIV. I ONLY	19- 7	45	4- 3	71	90	48	48	7	7	
DIV. I NON-CONF.	9- 2	35	1- 0	16	153	22	22	7	7	
TOTALS	RPI 1-25	RPI 26-50	W-L RECORDS	RPI 51-100	RPI 101-150	RPI 150+				
19- 7	0- 4	2- 1	OVERALL	3- 1	2- 0	12- 1				
10- 3	0- 2	1- 0	HOME	1- 1	1- 0	7- 0				
8- 3	0- 2	1- 0	AWAY	2- 0	0- 0	5- 1				
1- 1	0- 0	0- 1	NEUTRAL	0- 0	1- 0	0- 0				
9- 2	0- 1	2- 1	NON-CONFERENCE	2- 0	1- 0	4- 0				
5- 1	0- 1	1- 0	HOME	1- 0	0- 0	3- 0				
3- 0	0- 0	1- 0	AWAY	1- 0	0- 0	1- 0				
1- 1	0- 0	0- 1	NEUTRAL	0- 0	1- 0	0- 0				
10- 5	0- 3	0- 0	CONFERENCE	1- 1	1- 0	8- 1				
5- 2	0- 1	0- 0	HOME	0- 1	1- 0	4- 0				
5- 3	0- 2	0- 0	AWAY	1- 0	0- 0	4- 1				
0- 0	0- 0	0- 0	NEUTRAL	0- 0	0- 0	0- 0				

RPI 1-25				RPI 26-50				Team's RPI: 48				RPI 51-100				RPI 101+			
RPI	S	Opponent	Score	RPI	S	Opponent	Score	RPI	S	Opponent	Score	RPI	S	Opponent	Score	RPI	S	Opponent	Score
6	A	UConn	39 87	33	N	Western Ky.	64 69	59	A	East Carolina	76 63	113	N	UNI	71 48				
13	H	Florida St.	54 65	38	A	UALR	74 58	59	H	East Carolina	63 67	139	H	Tulsa	73 34				
25	A	South Fla.	45 64	47	H	Miami (FL)	70 65	61	A	LSU	51 45	151	A	Temple	58 69				
25	H	South Fla.	40 53					75	H	North Carolina St.	60 51	151	H	Temple	77 63				
												190	H	Samford	58 56				
												211	A	McNeese St.	75 55				
												222	H	Nicholls St.	77 44				
												242	A	SMU	84 60				
												242	H	SMU	60 58				
												260	A	UCF	71 70				
												260	H	UCF	66 55				
												262	A	Houston	63 46				
												262	H	Houston	70 40				
												270	A	Cincinnati	60 50				
												348	H	Mississippi Val.	87 47				
LAST 12 Division I GAMES:																			
113	N	UNI	71 48	59	H	East Carolina	63 67												
151	A	Temple	58 69	262	A	Houston	63 46												
6	A	UConn	39 87	25	A	South Fla.	45 64												
260	H	UCF	66 55	139	H	Tulsa	73 34												
151	H	Temple	77 63	242	H	SMU	60 58												
242	A	SMU	84 60	260	A	UCF	71 70												

Non-Div I Games:

Tulane

■ Loss,
■ Non-Conf,
■ S Site,
■ Home
■ A Away
N Neutral

Average RPI Win: 179	WON-LOST	WINNING	LAST 10	STRENGTH OF	OPP. STRENGTH	TEAM	ADJ.	CONF.	ADJ CONF.
Average RPI Loss: 66	RECORD	PCT. RANK	GAMES	SCHEDULE	OF SCHEDULE	RPI	RPI	RPI	RPI
DIV. I ONLY	18- 8	62	9- 1	89	80	49	49	6	6
DIV. I NON-CONF.	8- 5	123	0- 0	150	100	84	84	6	6

TOTALS	RPI 1-25	RPI 26-50	W-L RECORDS	RPI 51-100	RPI 101-150	RPI 150+			
18- 8	0- 3	1- 2	OVERALL	2- 1	5- 1	10- 1			
9- 2	0- 1	1- 1	HOME	1- 0	2- 0	5- 0			
8- 6	0- 2	0- 1	AWAY	1- 1	3- 1	4- 1			
1- 0	0- 0	0- 0	NEUTRAL	0- 0	0- 0	1- 0			
8- 5	0- 1	1- 2	NON-CONFERENCE	0- 1	2- 0	5- 1			
3- 2	0- 1	1- 1	HOME	0- 0	0- 0	2- 0			
4- 3	0- 0	0- 1	AWAY	0- 1	2- 0	2- 1			
1- 0	0- 0	0- 0	NEUTRAL	0- 0	0- 0	1- 0			
10- 3	0- 2	0- 0	CONFERENCE	2- 0	3- 1	5- 0			
6- 0	0- 0	0- 0	HOME	1- 0	2- 0	3- 0			
4- 3	0- 2	0- 0	AWAY	1- 0	1- 1	2- 0			
0- 0	0- 0	0- 0	NEUTRAL	0- 0	0- 0	0- 0			

RPI 1-25				RPI 26-50				Team's RPI: 49				RPI 51-100				RPI 101+			
RPI	S	Opponent	Score	RPI	S	Opponent	Score	RPI	S	Opponent	Score	RPI	S	Opponent	Score	RPI	S	Opponent	Score
14	A	Dayton	67 78	27	A	Green Bay	52 84	68	A	West Virginia	60 79	104	A	Lehigh	82 75				
17	H	Princeton	62 79	28	H	Pittsburgh	87 77	83	A	Fordham	56 46	114	H	Saint Joseph's	63 54				
18	A	George Washington	56 83	29	H	Syracuse	84 90	91	H	Richmond	58 51	118	A	Rhode Island	61 62				

Average RPI Win:	199	WON-LOST	WINNING	LAST 10	STRENGTH OF	OPP. STRENGTH	TEAM	ADJ.	CONF.	ADJ CONF.
Average RPI Loss:	49	RECORD	PCT. RANK	GAMES	SCHEDULE	OF SCHEDULE	RPI	RPI	RPI	RPI
DIV. I ONLY	18- 6	40	9- 1	124	99	50	50	17	17	
DIV. I NON-CONF.	6- 4	132	0- 0	82	17	64	64	17	17	
TOTALS	RPI 1-25	RPI 26-50	W-L RECORDS	RPI 51-100	RPI 101-150	RPI 150+				
18- 6	0- 2	1- 1	OVERALL	0- 3	4- 0	13- 0				
9- 2	0- 0	1- 1	HOME	0- 1	1- 0	7- 0				
9- 4	0- 2	0- 0	AWAY	0- 2	3- 0	6- 0				
0- 0	0- 0	0- 0	NEUTRAL	0- 0	0- 0	0- 0				
6- 4	0- 2	1- 1	NON-CONFERENCE	0- 1	1- 0	4- 0				
4- 1	0- 0	1- 1	HOME	0- 0	0- 0	3- 0				
2- 3	0- 2	0- 0	AWAY	0- 1	1- 0	1- 0				
0- 0	0- 0	0- 0	NEUTRAL	0- 0	0- 0	0- 0				
12- 2	0- 0	0- 0	CONFERENCE	0- 2	3- 0	9- 0				
5- 1	0- 0	0- 0	HOME	0- 1	1- 0	4- 0				
7- 1	0- 0	0- 0	AWAY	0- 1	2- 0	5- 0				
0- 0	0- 0	0- 0	NEUTRAL	0- 0	0- 0	0- 0				

RPI 1-25				RPI 26-50				Team's RPI: 50				RPI 51-100				RPI 101+			
RPI	S	Opponent	Score	RPI	S	Opponent	Score	RPI	S	Opponent	Score	RPI	S	Opponent	Score	RPI	S	Opponent	Score
10	A	Arizona St.	67 81	42	H	Arkansas	51 58	70	A	South Dakota St.	61 65	103	A	Ole Miss	71 65				
12	A	Kentucky	62 78	47	H	Miami (FL)	53 48	81	A	Southern Miss.	65 70	111	A	Louisiana Tech	68 44				
								81	H	Southern Miss.	75 77	111	H	Louisiana Tech	82 59				
												132	A	Marshall	74 48				
												161	A	Old Dominion	65 48				
												165	H	Clemson	69 28				
												177	H	UTSA	73 53				
												181	H	Xavier	90 68				
												203	A	UAB	76 68				
												218	A	Charlotte	84 54				
												231	A	Fla. Atlantic	101 69				
												243	H	UTEP	74 53				
												258	H	Rice	79 61				
												260	H	UCF	79 57				
												317	H	North Texas	85 59				
												333	A	FIU	75 60				
												335	A	Tennessee Tech	98 76				
LAST 12 Division I GAMES:																			
132	A	Marshall	74 48	177	H	UTSA	73 53												
317	H	North Texas	85 59	218	A	Charlotte	84 54												
258	H	Rice	79 61	161	A	Old Dominion	65 48												
111	A	Louisiana Tech	68 44	111	H	Louisiana Tech	82 59												
81	A	Southern Miss.	65 70	81	H	Southern Miss.	75 77												
243	H	UTEP	74 53	231	A	Fla. Atlantic	101 69												

Non-Div I Games:

Middle Tenn.

■ Loss,
■ Non-Conf, S Site,
■ Home
■ Away
N Neutral

Average RPI Win:	162	WON-LOST	WINNING	LAST 10	STRENGTH OF	OPP. STRENGTH	TEAM	ADJ.	CONF.	ADJ CONF.
Average RPI Loss:	40	RECORD	PCT. RANK	GAMES	SCHEDULE	OF SCHEDULE	RPI	RPI	RPI	RPI
DIV. I ONLY	17- 8	74	5- 5	59	39	51	51	1	1	
DIV. I NON-CONF.	10- 1	17	0- 0	302	224	72	72	1	1	
TOTALS	RPI 1-25	RPI 26-50	W-L RECORDS	RPI 51-100	RPI 101-150	RPI 150+				
17- 8	1- 4	2- 0	OVERALL	4- 4	2- 0	8- 0				
12- 3	1- 1	1- 0	HOME	1- 2	2- 0	7- 0				
5- 5	0- 3	1- 0	AWAY	3- 2	0- 0	1- 0				
0- 0	0- 0	0- 0	NEUTRAL	0- 0	0- 0	0- 0				
10- 1	0- 1	0- 0	NON-CONFERENCE	1- 0	1- 0	8- 0				
8- 0	0- 0	0- 0	HOME	0- 0	1- 0	7- 0				
2- 1	0- 1	0- 0	AWAY	1- 0	0- 0	1- 0				
0- 0	0- 0	0- 0	NEUTRAL	0- 0	0- 0	0- 0				
7- 7	1- 3	2- 0	CONFERENCE	3- 4	1- 0	0- 0				
4- 3	1- 1	1- 0	HOME	1- 2	1- 0	0- 0				
3- 4	0- 2	1- 0	AWAY	2- 2	0- 0	0- 0				
0- 0	0- 0	0- 0	NEUTRAL	0- 0	0- 0	0- 0				

RPI 1-25				RPI 26-50				RPI 51-100				RPI 101+			
RPI	S	Opponent	Score	RPI	S	Opponent	Score	RPI	S	Opponent	Score	RPI	S	Opponent	Score
2	A	Baylor	45 61	46	A	Iowa St.	63 62	60	A	Kansas St.	51 52	102	H	Texas Tech	66 35
2	H	Baylor	52 69	46	H	Iowa St.	60 48	60	H	Kansas St.	69 47	133	H	Texas St.	64 37
15	A	North Carolina	77 79					68	A	West Virginia	52 46	189	H	Texas Southern	77 58
23	A	Oklahoma	54 73					68	H	West Virginia	49 61	194	H	Missouri St.	77 36
24	H	Texas	66 60					74	A	TCU	66 70	220	H	Northwestern St.	89 44
								74	H	TCU	62 71	246	A	Weber St.	55 49
								80	A	Southern California	66 62	282	H	Loyola Marymount	76 65
								92	A	Kansas	65 57	292	H	Morgan St.	73 43
												331	H	New Orleans	84 33
												341	H	Ark.-Pine Bluff	90 45
LAST 12 Division I GAMES:															
68	A	West Virginia	52 46	60	A	Kansas St.	51 52								
46	H	Iowa St.	60 48	74	H	TCU	62 71								
24	H	Texas	66 60	23	A	Oklahoma	54 73								
92	A	Kansas	65 57	68	H	West Virginia	49 61								
2	H	Baylor	52 69	60	H	Kansas St.	69 47								
46	A	Iowa St.	63 62	74	A	TCU	66 70								

Non-Div I Games:

Oklahoma St.

Average RPI Win:	140	WON-LOST	WINNING	LAST 10	STRENGTH OF	OPP. STRENGTH	TEAM	ADJ.	CONF.	ADJ CONF.
Average RPI Loss:	34	RECORD	PCT. RANK	GAMES	SCHEDULE	OF SCHEDULE	RPI	RPI	RPI	RPI
DIV. I ONLY	15- 11	124	4- 6	19	22	52	52	4	4	
DIV. I NON-CONF.	8- 3	71	0- 0	49	45	45	45	2	2	
TOTALS	RPI 1-25	RPI 26-50	W-L RECORDS	RPI 51-100	RPI 101-150	RPI 150+				
15- 11	0- 4	2- 6	OVERALL	3- 0	4- 1	6- 0				
11- 4	0- 2	1- 2	HOME	2- 0	3- 0	5- 0				
2- 7	0- 2	1- 4	AWAY	0- 0	1- 1	0- 0				
2- 0	0- 0	0- 0	NEUTRAL	1- 0	0- 0	1- 0				
8- 3	0- 2	0- 1	NON-CONFERENCE	2- 0	1- 0	5- 0				
6- 1	0- 1	0- 0	HOME	1- 0	1- 0	4- 0				
0- 2	0- 1	0- 1	AWAY	0- 0	0- 0	0- 0				
2- 0	0- 0	0- 0	NEUTRAL	1- 0	0- 0	1- 0				
7- 8	0- 2	2- 5	CONFERENCE	1- 0	3- 1	1- 0				
5- 3	0- 1	1- 2	HOME	1- 0	2- 0	1- 0				
2- 5	0- 1	1- 3	AWAY	0- 0	1- 1	0- 0				
0- 0	0- 0	0- 0	NEUTRAL	0- 0	0- 0	0- 0				

RPI 1-25				RPI 26-50				RPI 51-100				RPI 101+			
RPI	S	Opponent	Score	RPI	S	Opponent	Score	RPI	S	Opponent	Score	RPI	S	Opponent	Score
3	A	Notre Dame	50 70	28	A	Pittsburgh	64 85	67	N	Washington St.	76 64	105	A	Michigan St.	72 59
5	H	Maryland	65 91	34	A	Nebraska	60 75	85	H	Western Mich.	74 47	105	H	Michigan St.	74 65
7	A	Iowa	70 76	35	A	Northwestern	73 66	90	H	Illinois	70 57	135	A	Wisconsin	53 63
17	H	Princeton	55 85	35	H	Northwestern	62 63					144	H	Eastern Mich.	81 52
				36	A	Rutgers	68 81					147	H	Indiana	68 52
				36	H	Rutgers	50 57					157	H	Bucknell	68 61
				40	A	Ohio St.	73 77					200	H	Penn St.	89 53
				40	H	Ohio St.	100 94					205	H	Wake Forest	83 69
												225	N	San Diego St.	70 50
												240	H	Detroit	76 57
												251	H	Canisius	79 43
LAST 12 Division I GAMES:															
147	H	Indiana	68 52	5	H	Maryland	65 91								
35	H	Northwestern	62 63	90	H	Illinois	70 57								
40	A	Ohio St.	73 77	7	A	Iowa	70 76								
36	H	Rutgers	50 57	35	A	Northwestern	73 66								
105	A	Michigan St.	72 59	40	H	Ohio St.	100 94								
34	A	Nebraska	60 75	36	A	Rutgers	68 81								

Non-Div I Games:

Michigan

Average RPI Win:	197	WON-LOST	WINNING	LAST 10	STRENGTH OF	OPP. STRENGTH	TEAM	ADJ.	CONF.	ADJ CONF.
Average RPI Loss:	80	RECORD	PCT. RANK	GAMES	SCHEDULE	OF SCHEDULE	RPI	RPI	RPI	RPI
DIV. I ONLY	16- 8	78	3- 2	96	103	53	53	14	14	
DIV. I NON-CONF.	4- 5	188	0- 1	62	29	82	82	14	14	
TOTALS	RPI 1-25	RPI 26-50	W-L RECORDS	RPI 51-100	RPI 101-150	RPI 150+				
16- 8	0- 1	2- 3	OVERALL	0- 1	4- 3	10- 0				
8- 1	0- 1	2- 0	HOME	0- 0	3- 0	3- 0				
8- 7	0- 0	0- 3	AWAY	0- 1	1- 3	7- 0				
0- 0	0- 0	0- 0	NEUTRAL	0- 0	0- 0	0- 0				
4- 5	0- 1	1- 2	NON-CONFERENCE	0- 1	0- 1	3- 0				
2- 1	0- 1	1- 0	HOME	0- 0	0- 0	1- 0				
2- 4	0- 0	0- 2	AWAY	0- 1	0- 1	2- 0				
0- 0	0- 0	0- 0	NEUTRAL	0- 0	0- 0	0- 0				
12- 3	0- 0	1- 1	CONFERENCE	0- 0	4- 2	7- 0				
6- 0	0- 0	1- 0	HOME	0- 0	3- 0	2- 0				
6- 3	0- 0	0- 1	AWAY	0- 0	1- 2	5- 0				
0- 0	0- 0	0- 0	NEUTRAL	0- 0	0- 0	0- 0				

RPI 1-25				RPI 26-50				RPI 51-100 Team's RPI: 53				RPI 101+			
RPI	S	Opponent	Score	RPI	S	Opponent	Score	RPI	S	Opponent	Score	RPI	S	Opponent	Score
16	H	FGCU	68 74	26	H	Chattanooga	57 52	92	A	Kansas	48 62	128	A	Colorado	69 80
				30	A	Mississippi St.	83 93					133	H	Texas St.	68 48
				38	A	UALR	61 63					137	A	Troy	82 76
				38	H	UALR	70 69					137	H	Troy	91 72
				40	A	Ohio St.	52 67					145	A	La.-Lafayette	57 69
												148	A	Appalachian St.	69 70
												148	H	Appalachian St.	89 75
												188	A	Texas-Arlington	80 77
												194	A	Missouri St.	78 62
												207	A	La.-Monroe	77 57
												235	A	Georgia St.	61 47
												235	H	Georgia St.	76 65
												287	H	Jackson St.	92 60
												288	A	Ga. Southern	81 73
												288	H	Ga. Southern	86 63
												300	A	Kent St.	59 44
												318	A	South Ala.	62 50
LAST 12 Division I GAMES:															
128	A	Colorado	69 80	137	A	Troy	82 76								
38	A	UALR	61 63	145	A	La.-Lafayette	57 69								
288	A	Ga. Southern	81 73	235	H	Georgia St.	76 65								
137	H	Troy	91 72	133	H	Texas St.	68 48								
235	A	Georgia St.	61 47	148	A	Appalachian St.	69 70								
38	H	UALR	70 69	188	A	Texas-Arlington	80 77								

Non-Div I Games: Christian Bros. 79 39

Arkansas St.

Average RPI Win:	177	WON-LOST	WINNING	LAST 10	STRENGTH OF	OPP. STRENGTH	TEAM	ADJ.	CONF.	ADJ CONF.
Average RPI Loss:	131	RECORD	PCT. RANK	GAMES	SCHEDULE	OF SCHEDULE	RPI	RPI	RPI	RPI
DIV. I ONLY	15- 7	71	6- 4	77	187	54	54	22	22	
DIV. I NON-CONF.	6- 3	92	0- 0	8	127	18	18	19	19	
TOTALS	RPI 1-25	RPI 26-50	W-L RECORDS	RPI 51-100	RPI 101-150	RPI 150+				
15- 7	0- 1	1- 0	OVERALL	2- 2	3- 2	9- 2				
9- 1	0- 0	1- 0	HOME	1- 0	2- 0	5- 1				
6- 6	0- 1	0- 0	AWAY	1- 2	1- 2	4- 1				
0- 0	0- 0	0- 0	NEUTRAL	0- 0	0- 0	0- 0				
6- 3	0- 1	1- 0	NON-CONFERENCE	1- 1	2- 1	2- 0				
4- 0	0- 0	1- 0	HOME	0- 0	1- 0	2- 0				
2- 3	0- 1	0- 0	AWAY	1- 1	1- 1	0- 0				
0- 0	0- 0	0- 0	NEUTRAL	0- 0	0- 0	0- 0				
9- 4	0- 0	0- 0	CONFERENCE	1- 1	1- 1	7- 2				
5- 1	0- 0	0- 0	HOME	1- 0	1- 0	3- 1				
4- 3	0- 0	0- 0	AWAY	0- 1	0- 1	4- 1				
0- 0	0- 0	0- 0	NEUTRAL	0- 0	0- 0	0- 0				

RPI 1-25				RPI 26-50				RPI 51-100				Team's RPI: 54	RPI 101+			
RPI	S	Opponent	Score	RPI	S	Opponent	Score	RPI	S	Opponent	Score		RPI	S	Opponent	Score
18	A	George Washington	64 73	45	H	St. Mary's (CA)	60 56	64	A	San Diego	93 88		129	A	Bakersfield	60 80
								69	A	Colorado St.	56 70		130	H	New Mexico	71 65
								69	H	Colorado St.	53 49		131	H	UC Riverside	73 61
								80	A	Southern California	50 68		142	A	Oregon	68 59
													149	A	Boise St.	66 75
													153	H	Cal Poly	67 56
													192	H	Cal St. Fullerton	57 52
													208	A	Wyoming	66 65
													225	A	San Diego St.	56 44
													225	H	San Diego St.	57 50
													227	H	UNLV	70 73
													248	A	San Jose St.	51 56
													248	H	San Jose St.	58 46
													266	A	Utah St.	70 64
													278	A	Nevada	62 44
													278	H	Nevada	65 43
LAST 12 Division I GAMES:																
				69	A	Colorado St.	56 70					278	A	Nevada	62 44	
				149	A	Boise St.	66 75					208	A	Wyoming	66 65	
				227	H	UNLV	70 73					248	H	San Jose St.	58 46	
				248	A	San Jose St.	51 56					278	H	Nevada	65 43	
				69	H	Colorado St.	53 49					266	A	Utah St.	70 64	
				225	H	San Diego St.	57 50					225	A	San Diego St.	56 44	

Non-Div I Games: Bethesda Christian 81 63 Cal St. Stanislaus 65 36

Fresno St.

Average RPI Win:	207	WON-LOST	WINNING	LAST 10	STRENGTH OF	OPP. STRENGTH	TEAM	ADJ.	CONF.	ADJ CONF.
Average RPI Loss:	58	RECORD	PCT. RANK	GAMES	SCHEDULE	OF SCHEDULE	RPI	RPI	RPI	RPI
DIV. I ONLY	20- 4	22	4- 0	222	104	55	55	19	19	
DIV. I NON-CONF.	9- 3	60	2- 0	91	38	48	48	16	16	
TOTALS	RPI 1-25	RPI 26-50	W-L RECORDS	RPI 51-100	RPI 101-150	RPI 150+				
20- 4	0- 2	1- 0	OVERALL	2- 1	2- 1	15- 0				
14- 0	0- 0	0- 0	HOME	2- 0	1- 0	11- 0				
4- 3	0- 1	0- 0	AWAY	0- 1	1- 1	3- 0				
2- 1	0- 1	1- 0	NEUTRAL	0- 0	0- 0	1- 0				
9- 3	0- 2	1- 0	NON-CONFERENCE	2- 0	0- 1	6- 0				
7- 0	0- 0	0- 0	HOME	2- 0	0- 0	5- 0				
0- 2	0- 1	0- 0	AWAY	0- 0	0- 1	0- 0				
2- 1	0- 1	1- 0	NEUTRAL	0- 0	0- 0	1- 0				
11- 1	0- 0	0- 0	CONFERENCE	0- 1	2- 0	9- 0				
7- 0	0- 0	0- 0	HOME	0- 0	1- 0	6- 0				
4- 1	0- 0	0- 0	AWAY	0- 1	1- 0	3- 0				
0- 0	0- 0	0- 0	NEUTRAL	0- 0	0- 0	0- 0				

RPI	S	Opponent	Score	RPI	S	Opponent	Score	RPI	S	Opponent	Score	RPI	S	Opponent	Score
1	A	Tennessee	51 54	40	N	Ohio St.	70 55	60	H	Kansas St.	51 48	107	H	Southern Ill.	80 61
16	N	FGCU	39 56					72	H	Creighton	65 56	113	A	UNI	70 52
								73	A	Drake	61 64	143	A	Eastern Wash.	58 86
												163	H	Indiana St.	63 52
												165	N	Clemson	63 48
												188	H	Texas-Arlington	71 61
												194	A	Missouri St.	71 59
												194	H	Missouri St.	69 50
												207	H	La.-Monroe	57 42
												210	H	Winthrop	66 20
												244	H	Evansville	54 44
												291	H	Sam Houston St.	70 46
												298	A	Loyola Chicago	65 41
												298	H	Loyola Chicago	64 55
												313	A	Bradley	61 45
												313	H	Bradley	66 36
												319	H	Illinois St.	85 38
												341	H	Ark.-Pine Bluff	55 26
LAST 12 Division I GAMES:															
188	H	Texas-Arlington	71 61	113	A	UNI	70 52								
341	H	Ark.-Pine Bluff	55 26	107	H	Southern Ill.	80 61								
313	H	Bradley	66 36	319	H	Illinois St.	85 38								
298	H	Loyola Chicago	64 55	298	A	Loyola Chicago	65 41								
194	H	Missouri St.	69 50	313	A	Bradley	61 45								
73	A	Drake	61 64	194	A	Missouri St.	71 59								

Non-Div I Games:

Wichita St.

Average RPI Win:	168	WON-LOST	WINNING	LAST 10	STRENGTH OF	OPP. STRENGTH	TEAM	ADJ.	CONF.	ADJ CONF.
Average RPI Loss:	50	RECORD	PCT. RANK	GAMES	SCHEDULE	OF SCHEDULE	RPI	RPI	RPI	RPI
DIV. I ONLY	17- 9	81	3- 7	72	45	56	56	3	3	
DIV. I NON-CONF.	12- 1	7	0- 0	262	137	52	52	5	5	
TOTALS	RPI 1-25	RPI 26-50	W-L RECORDS	RPI 51-100	RPI 101-150	RPI 150+				
17- 9	1- 3	2- 3	OVERALL	2- 1	4- 1	8- 1				
12- 2	1- 1	1- 0	HOME	1- 0	4- 0	5- 1				
5- 7	0- 2	1- 3	AWAY	1- 1	0- 1	3- 0				
0- 0	0- 0	0- 0	NEUTRAL	0- 0	0- 0	0- 0				
12- 1	0- 0	1- 1	NON-CONFERENCE	2- 0	2- 0	7- 0				
8- 0	0- 0	0- 0	HOME	1- 0	2- 0	5- 0				
4- 1	0- 0	1- 1	AWAY	1- 0	0- 0	2- 0				
0- 0	0- 0	0- 0	NEUTRAL	0- 0	0- 0	0- 0				
5- 8	1- 3	1- 2	CONFERENCE	0- 1	2- 1	1- 1				
4- 2	1- 1	1- 0	HOME	0- 0	2- 0	0- 1				
1- 6	0- 2	0- 2	AWAY	0- 1	0- 1	1- 0				
0- 0	0- 0	0- 0	NEUTRAL	0- 0	0- 0	0- 0				

RPI 1-25				RPI 26-50				RPI 51-100 Team's RPI: 56				RPI 101+			
RPI	S	Opponent	Score	RPI	S	Opponent	Score	RPI	S	Opponent	Score	RPI	S	Opponent	Score
1	A	Tennessee	51 59	30	A	Mississippi St.	56 64	61	A	LSU	52 64	103	A	Ole Miss	52 55
4	H	South Carolina	35 58	40	A	Ohio St.	67 59	74	H	TCU	62 53	105	H	Michigan St.	69 60
12	A	Kentucky	72 80	41	H	Vanderbilt	64 53	95	A	Georgia Tech	64 57	124	H	Missouri	69 48
19	H	Texas A&M	54 51	42	A	Arkansas	48 54					136	H	Furman	58 51
				44	A	Seton Hall	51 70					150	H	Alabama	64 47
LAST 12 Division I GAMES:															
61	A	LSU	52 64	19	H	Texas A&M	54 51								
155	H	Florida	48 51	41	H	Vanderbilt	64 53								
42	A	Arkansas	48 54	103	A	Ole Miss	52 55								
4	H	South Carolina	35 58	191	A	Auburn	57 52								
12	A	Kentucky	72 80	124	H	Missouri	69 48								
1	A	Tennessee	51 59	150	H	Alabama	64 47								

Non-Div I Games:

Georgia

■ Loss,
 ■ Non-Conf, S Site,
 ■ Home
 ■ Away
 N Neutral

DePaul				Through Games Of Feb. 19, 2015							
Average RPI Win: 190		WON-LOST	WINNING	LAST 10	STRENGTH OF	OPP. STRENGTH	TEAM	ADJ.	CONF.	ADJ CONF.	
Average RPI Loss: 33		RECORD	PCT. RANK	GAMES	SCHEDULE	OF SCHEDULE	RPI	RPI	RPI	RPI	
DIV. I ONLY		20- 7	41	8- 2	88	87	57	57	10	10	
DIV. I NON-CONF.		8- 4	92	0- 0	131	62	93	93	9	9	
<hr/>											
TOTALS		RPI 1-25	RPI 26-50	W-L RECORDS	RPI 51-100	RPI 101-150	RPI 150+				
20- 7		0- 3	0- 3	OVERALL	6- 1	3- 0	11- 0				
12- 4		0- 2	0- 2	HOME	5- 0	2- 0	5- 0				
8- 3		0- 1	0- 1	AWAY	1- 1	1- 0	6- 0				
0- 0		0- 0	0- 0	NEUTRAL	0- 0	0- 0	0- 0				
8- 4		0- 3	0- 1	NON-CONFERENCE	2- 0	1- 0	5- 0				
5- 3		0- 2	0- 1	HOME	2- 0	1- 0	2- 0				
3- 1		0- 1	0- 0	AWAY	0- 0	0- 0	3- 0				
0- 0		0- 0	0- 0	NEUTRAL	0- 0	0- 0	0- 0				
12- 3		0- 0	0- 2	CONFERENCE	4- 1	2- 0	6- 0				
7- 1		0- 0	0- 1	HOME	3- 0	1- 0	3- 0				
5- 2		0- 0	0- 1	AWAY	1- 1	1- 0	3- 0				
0- 0		0- 0	0- 0	NEUTRAL	0- 0	0- 0	0- 0				
<hr/>											
RPI 1-25				RPI 26-50		RPI 51-100		Team's RPI: 57		RPI 101+	
RPI	S	Opponent	Score	RPI	S	Opponent	Score	RPI	S	Opponent	Score
3	H	Notre Dame	93 94	35	H	Northwestern	91 97	70	H	South Dakota St.	84 62
6	A	UConn	64 98	44	A	Seton Hall	87 107	72	H	Creighton	96 71
19	H	Texas A&M	68 76	44	H	Seton Hall	80 81	82	A	Villanova	76 79
								82	H	Villanova	49 47
								88	A	St. John's (NY)	84 75
								88	H	St. John's (NY)	82 55
								93	H	Hampton	86 67
<hr/>											
LAST 12 Division I GAMES:											
				88 H St. John's (NY)		82 55		238 H Providence		90 42	
				44 H Seton Hall		80 81		72 H Creighton		96 71	
				181 A Xavier		87 63		44 A Seton Hall		87 107	
				121 A Butler		83 65		88 A St. John's (NY)		84 75	
				82 H Villanova		49 47		181 H Xavier		84 61	
				286 H Georgetown		93 52		263 A Marquette		101 67	

Non-Div I Games:

DePaul

Pacific

Through Games Of Feb. 19, 2015

Average RPI Win:	187	WON-LOST	WINNING	LAST 10	STRENGTH OF	OPP. STRENGTH	TEAM	ADJ.	CONF.	ADJ CONF.
Average RPI Loss:	67	RECORD	PCT. RANK	GAMES	SCHEDULE	OF SCHEDULE	RPI	RPI	RPI	RPI
DIV. I ONLY	17- 7	55	6- 4	91	110	58	58	9	9	
DIV. I NON-CONF.	6- 3	92	0- 0	50	205	54	54	8	8	
TOTALS	RPI 1-25	RPI 26-50	W-L RECORDS	RPI 51-100	RPI 101-150	RPI 150+				
17- 7	0- 0	2- 2	OVERALL	2- 4	1- 1	12- 0				
8- 3	0- 0	1- 2	HOME	1- 1	1- 0	5- 0				
8- 4	0- 0	1- 0	AWAY	1- 3	0- 1	6- 0				
1- 0	0- 0	0- 0	NEUTRAL	0- 0	0- 0	1- 0				
6- 3	0- 0	0- 1	NON-CONFERENCE	1- 1	1- 1	4- 0				
3- 1	0- 0	0- 1	HOME	0- 0	1- 0	2- 0				
2- 2	0- 0	0- 0	AWAY	1- 1	0- 1	1- 0				
1- 0	0- 0	0- 0	NEUTRAL	0- 0	0- 0	1- 0				
11- 4	0- 0	2- 1	CONFERENCE	1- 3	0- 0	8- 0				
5- 2	0- 0	1- 1	HOME	1- 1	0- 0	3- 0				
6- 2	0- 0	1- 0	AWAY	0- 2	0- 0	5- 0				
0- 0	0- 0	0- 0	NEUTRAL	0- 0	0- 0	0- 0				

RPI 1-25				RPI 26-50				RPI 51-100				Team's RPI: 58	RPI 101+			
RPI	S	Opponent	Score	RPI	S	Opponent	Score	RPI	S	Opponent	Score		RPI	S	Opponent	Score
				31	H	California	64 84	63	A	BYU	72 89		106	A	Long Beach St.	43 53
				39	H	Gonzaga	63 73	63	H	BYU	86 82		112	H	Montana	62 50
				45	A	St. Mary's (CA)	88 86	64	A	San Diego	52 56		152	N	New Mexico St.	67 62
				45	H	St. Mary's (CA)	61 48	64	H	San Diego	53 63		176	H	Iona	64 49
								87	A	Hawaii	69 61		179	A	San Francisco	92 54
								100	A	UC Davis	53 60		196	A	Santa Clara	61 59
													216	A	Pepperdine	63 59
													216	H	Pepperdine	77 60
													266	H	Utah St.	70 62
													278	A	Nevada	64 53
													282	A	Loyola Marymount	84 61
													282	H	Loyola Marymount	89 69
													290	A	Portland	80 78
													290	H	Portland	71 69
LAST 12 Division I GAMES:																
				290	A	Portland	80 78	39	H	Gonzaga	63 73					
				63	H	BYU	86 82	290	H	Portland	71 69					
				64	H	San Diego	53 63	64	A	San Diego	52 56					
				45	H	St. Mary's (CA)	61 48	63	A	BYU	72 89					
				282	A	Loyola Marymount	84 61	45	A	St. Mary's (CA)	88 86					
				216	A	Pepperdine	63 59	216	H	Pepperdine	77 60					

Non-Div I Games: Cal St. Stanislaus 98 67 Cal Maritime 70 23

Pacific

■ Loss,
 ■ Non-Conf, S Site,
 ■ Home
 ■ Away
 N Neutral

East Carolina

Through Games Of Feb. 19, 2015

Average RPI Win:	189	WON-LOST	WINNING	LAST 10	STRENGTH OF	OPP. STRENGTH	TEAM	ADJ.	CONF.	ADJ CONF.
Average RPI Loss:	64	RECORD	PCT. RANK	GAMES	SCHEDULE	OF SCHEDULE	RPI	RPI	RPI	RPI
DIV. I ONLY	18- 8	62	8- 2	95	74	59	59	7	7	
DIV. I NON-CONF.	9- 2	35	0- 0	197	103	56	56	7	7	
TOTALS	RPI 1-25	RPI 26-50	W-L RECORDS	RPI 51-100	RPI 101-150	RPI 150+				
18- 8	1- 3	1- 2	OVERALL	1- 0	3- 2	12- 1				
8- 3	1- 1	0- 1	HOME	0- 0	0- 1	7- 0				
8- 4	0- 2	1- 0	AWAY	1- 0	2- 1	4- 1				
2- 1	0- 0	0- 1	NEUTRAL	0- 0	1- 0	1- 0				
9- 2	0- 0	0- 1	NON-CONFERENCE	1- 0	2- 1	6- 0				
4- 0	0- 0	0- 0	HOME	0- 0	0- 0	4- 0				
3- 1	0- 0	0- 0	AWAY	1- 0	1- 1	1- 0				
2- 1	0- 0	0- 1	NEUTRAL	0- 0	1- 0	1- 0				
9- 6	1- 3	1- 1	CONFERENCE	0- 0	1- 1	6- 1				
4- 3	1- 1	0- 1	HOME	0- 0	0- 1	3- 0				
5- 3	0- 2	1- 0	AWAY	0- 0	1- 0	3- 1				
0- 0	0- 0	0- 0	NEUTRAL	0- 0	0- 0	0- 0				

RPI 1-25				RPI 26-50				RPI 51-100 Team's RPI: 59				RPI 101+			
RPI	S	Opponent	Score	RPI	S	Opponent	Score	RPI	S	Opponent	Score	RPI	S	Opponent	Score
6	A	UConn	32 87	29	N	Syracuse	58 69	71	A	Ohio	76 68	101	A	Cleveland St.	57 59
6	H	UConn	38 89	48	A	Tulane	67 63					118	A	Rhode Island	66 38
25	A	South Fla.	62 69	48	H	Tulane	63 76					135	N	Wisconsin	61 43
25	H	South Fla.	65 64									139	A	Tulsa	77 68
												139	H	Tulsa	63 74
												159	A	Memphis	57 60
												159	H	Memphis	60 39
												171	N	Fairfield	83 68
												175	H	Delaware	89 60
												242	A	SMU	67 49
												242	H	SMU	67 53
												261	H	Bethune-Cookman	71 42
												262	A	Houston	87 46
												262	H	Houston	79 56
												264	A	Loyola Maryland	82 33
												270	A	Cincinnati	78 53
												272	H	Norfolk St.	65 36
												277	H	Col. of Charleston	68 55
LAST 12 Division I GAMES:															
242	H	SMU	67 53	139	H	Tulsa	63 74								
25	H	South Fla.	65 64	242	A	SMU	67 49								
270	A	Cincinnati	78 53	159	H	Memphis	60 39								
262	H	Houston	79 56	139	A	Tulsa	77 68								
48	A	Tulane	67 63	262	A	Houston	87 46								
6	A	UConn	32 87	48	H	Tulane	63 76								

Non-Div I Games:

East Carolina

Loss, Non-Conf, S Site, H Home A Away N Neutral

Average RPI Win:	164	WON-LOST	WINNING	LAST 10	STRENGTH OF	OPP. STRENGTH	TEAM	ADJ.	CONF.	ADJ CONF.
Average RPI Loss:	42	RECORD	PCT. RANK	GAMES	SCHEDULE	OF SCHEDULE	RPI	RPI	RPI	RPI
DIV. I ONLY	14- 10	120	2- 3	22	62	60	60	1	1	
DIV. I NON-CONF.	9- 1	21	0- 0	146	333	39	39	1	1	
<hr/>										
TOTALS	RPI 1-25	RPI 26-50	W-L RECORDS	RPI 51-100	RPI 101-150	RPI 150+				
14- 10	1- 4	0- 2	OVERALL	4- 3	1- 1	8- 0				
12- 3	1- 1	0- 1	HOME	4- 0	0- 1	7- 0				
1- 7	0- 3	0- 1	AWAY	0- 3	1- 0	0- 0				
1- 0	0- 0	0- 0	NEUTRAL	0- 0	0- 0	1- 0				
9- 1	0- 0	0- 0	NON-CONFERENCE	1- 1	0- 0	8- 0				
8- 0	0- 0	0- 0	HOME	1- 0	0- 0	7- 0				
0- 1	0- 0	0- 0	AWAY	0- 1	0- 0	0- 0				
1- 0	0- 0	0- 0	NEUTRAL	0- 0	0- 0	1- 0				
5- 9	1- 4	0- 2	CONFERENCE	3- 2	1- 1	0- 0				
4- 3	1- 1	0- 1	HOME	3- 0	0- 1	0- 0				
1- 6	0- 3	0- 1	AWAY	0- 2	1- 0	0- 0				
0- 0	0- 0	0- 0	NEUTRAL	0- 0	0- 0	0- 0				

RPI 1-25				RPI 26-50				RPI 51-100				RPI 101+			
RPI	S	Opponent	Score	RPI	S	Opponent	Score	RPI	S	Opponent	Score	RPI	S	Opponent	Score
2	A	Baylor	46 68	46	A	Iowa St.	55 60	51	A	Oklahoma St.	47 69	102	A	Texas Tech	41 38
2	H	Baylor	44 74	46	H	Iowa St.	59 79	51	H	Oklahoma St.	52 51	102	H	Texas Tech	68 74
23	A	Oklahoma	58 66					55	A	Wichita St.	48 51	160	H	Oral Roberts	53 47
24	A	Texas	58 76					68	A	West Virginia	51 63	169	H	SIUE	81 55
24	H	Texas	66 57					74	H	TCU	93 79	188	H	Texas-Arlington	45 41
								92	H	Kansas	58 52	190	H	Samford	60 41
								93	H	Hampton	66 46	243	N	UTEP	72 43
												254	H	Abilene Christian	68 53
												310	H	Grambling	61 38
												340	H	UMKC	65 36
LAST 12 Division I GAMES:															
24	A	Texas	58 76	51	H	Oklahoma St.	52 51	2	A	Baylor	46 68				
102	H	Texas Tech	68 74	68	A	West Virginia	51 63	46	H	Iowa St.	59 79				
74	H	TCU	93 79	51	A	Oklahoma St.	47 69	58	H	Kansas	58 52				
23	A	Oklahoma	58 66	92	H	Kansas	58 52	41	38	92	H	Kansas	58 52		
24	H	Texas	66 57	41	38	92	H	Kansas	58 52						
102	A	Texas Tech	41 38												

Non-Div I Games: William Jewell 66 53

Kansas St.

Average RPI Win:	167	WON-LOST	WINNING	LAST 10	STRENGTH OF	OPP. STRENGTH	TEAM	ADJ.	CONF.	ADJ CONF.
Average RPI Loss:	50	RECORD	PCT. RANK	GAMES	SCHEDULE	OF SCHEDULE	RPI	RPI	RPI	RPI
DIV. I ONLY	15- 10	109	7- 3	32	58	61	61	3	3	
DIV. I NON-CONF.	6- 6	158	0- 0	210	203	215	215	5	5	
<hr/>										
TOTALS	RPI 1-25	RPI 26-50	W-L RECORDS	RPI 51-100	RPI 101-150	RPI 150+				
15- 10	1- 4	2- 4	OVERALL	1- 0	4- 1	7- 1				
10- 4	1- 1	1- 3	HOME	1- 0	4- 0	3- 0				
4- 5	0- 3	1- 1	AWAY	0- 0	0- 1	3- 0				
1- 1	0- 0	0- 0	NEUTRAL	0- 0	0- 0	1- 1				
6- 6	0- 0	0- 4	NON-CONFERENCE	0- 0	1- 1	5- 1				
4- 3	0- 0	0- 3	HOME	0- 0	1- 0	3- 0				
1- 2	0- 0	0- 1	AWAY	0- 0	0- 1	1- 0				
1- 1	0- 0	0- 0	NEUTRAL	0- 0	0- 0	1- 1				
9- 4	1- 4	2- 0	CONFERENCE	1- 0	3- 0	2- 0				
6- 1	1- 1	1- 0	HOME	1- 0	3- 0	0- 0				
3- 3	0- 3	1- 0	AWAY	0- 0	0- 0	2- 0				
0- 0	0- 0	0- 0	NEUTRAL	0- 0	0- 0	0- 0				

RPI 1-25				RPI 26-50				RPI 51-100				RPI 101+			
RPI	S	Opponent	Score	RPI	S	Opponent	Score	RPI	S	Opponent	Score	RPI	S	Opponent	Score
1	A	Tennessee	58 75	30	A	Mississippi St.	71 69	56	H	Georgia	64 52	103	H	Ole Miss	70 41
4	A	South Carolina	62 86	36	H	Rutgers	57 64					106	A	Long Beach St.	44 59
4	H	South Carolina	51 75	38	H	UALR	54 70					111	H	Louisiana Tech	73 59
12	H	Kentucky	84 79	41	H	Vanderbilt	64 44					124	H	Missouri	74 65
19	A	Texas A&M	48 55	47	A	Miami (FL)	71 76					150	H	Alabama	51 39
				48	H	Tulane	45 51					155	A	Florida	68 65
												191	A	Auburn	60 49
												196	N	Santa Clara	67 69
												287	H	Jackson St.	52 44
												291	H	Sam Houston St.	71 45
												304	N	UNC Greensboro	82 61
												315	H	Southeastern La.	75 42
												336	A	UC Santa Barbara	78 45
<hr/>															
LAST 12 Division I GAMES:															
56	H	Georgia	64 52	1	A	Tennessee	58 75								
4	A	South Carolina	62 86	12	H	Kentucky	84 79								
150	H	Alabama	51 39	30	A	Mississippi St.	71 69								
191	A	Auburn	60 49	19	A	Texas A&M	48 55								
124	H	Missouri	74 65	41	H	Vanderbilt	64 44								
103	H	Ole Miss	70 41	4	H	South Carolina	51 75								

Non-Div I Games:

LSU

■ Loss,
 ■ Non-Conf,
 ■ S Site,
 ■ H Home
 ■ A Away
 N Neutral

Average RPI Win:	203	WON-LOST	WINNING	LAST 10	STRENGTH OF	OPP. STRENGTH	TEAM	ADJ.	CONF.	ADJ CONF.
Average RPI Loss:	134	RECORD	PCT. RANK	GAMES	SCHEDULE	OF SCHEDULE	RPI	RPI	RPI	RPI
DIV. I ONLY	16- 7	59	6- 4	102	251	62	62	12	12	
DIV. I NON-CONF.	9- 2	35	0- 0	93	272	28	28	13	13	
TOTALS	RPI 1-25	RPI 26-50	W-L RECORDS	RPI 51-100	RPI 101-150	RPI 150+				
16- 7	0- 0	0- 2	OVERALL	2- 2	1- 0	13- 3				
7- 2	0- 0	0- 0	HOME	2- 0	1- 0	4- 2				
8- 5	0- 0	0- 2	AWAY	0- 2	0- 0	8- 1				
1- 0	0- 0	0- 0	NEUTRAL	0- 0	0- 0	1- 0				
9- 2	0- 0	0- 1	NON-CONFERENCE	1- 1	0- 0	8- 0				
3- 0	0- 0	0- 0	HOME	1- 0	0- 0	2- 0				
5- 2	0- 0	0- 1	AWAY	0- 1	0- 0	5- 0				
1- 0	0- 0	0- 0	NEUTRAL	0- 0	0- 0	1- 0				
7- 5	0- 0	0- 1	CONFERENCE	1- 1	1- 0	5- 3				
4- 2	0- 0	0- 0	HOME	1- 0	1- 0	2- 2				
3- 3	0- 0	0- 1	AWAY	0- 1	0- 0	3- 1				
0- 0	0- 0	0- 0	NEUTRAL	0- 0	0- 0	0- 0				

RPI 1-25				RPI 26-50				RPI 51-100				Team's RPI: 62		RPI 101+			
RPI	S	Opponent	Score	RPI	S	Opponent	Score	RPI	S	Opponent	Score			RPI	S	Opponent	Score
				27	A	Green Bay	43 66	65	H	Akron	75 62			101	H	Cleveland St.	79 65
				28	A	Pittsburgh	52 78	94	A	Wright St.	55 92			157	H	Bucknell	69 54
								94	H	Wright St.	75 70			170	A	Robert Morris	73 65
								96	A	Cornell	63 75			202	A	Radford	70 44
														214	A	Ill.-Chicago	69 66
														214	H	Ill.-Chicago	63 66
														215	H	Niagara	83 61
														222	N	Nicholls St.	51 50
														223	A	Tennessee St.	73 66
														236	A	Oakland	82 85
														236	H	Oakland	76 54
														240	A	Detroit	70 65
														240	H	Detroit	58 59
														251	A	Canisius	80 48
														280	A	Milwaukee	79 73
														280	H	Milwaukee	87 64
														300	A	Kent St.	68 49
LAST 12 Division I GAMES:																	
				280	A	Milwaukee	79 73					240	H	Detroit	58 59		
				240	A	Detroit	70 65					236	A	Oakland	82 85		
				236	H	Oakland	76 54					94	H	Wright St.	75 70		
				214	H	Ill.-Chicago	63 66					101	H	Cleveland St.	79 65		
				94	A	Wright St.	55 92					27	A	Green Bay	43 66		
				280	H	Milwaukee	87 64					214	A	Ill.-Chicago	69 66		

Non-Div I Games: Oberlin 92 43 Ohio Valley 84 33

Youngstown St.

Average RPI Win:	200	WON-LOST	WINNING	LAST 10	STRENGTH OF	OPP. STRENGTH	TEAM	ADJ.	CONF.	ADJ CONF.
Average RPI Loss:	54	RECORD	PCT. RANK	GAMES	SCHEDULE	OF SCHEDULE	RPI	RPI	RPI	RPI
DIV. I ONLY	18- 7	51	7- 3	144	98	63	63	9	9	
DIV. I NON-CONF.	7- 3	83	0- 0	135	159	78	78	8	8	
TOTALS	RPI 1-25	RPI 26-50	W-L RECORDS	RPI 51-100	RPI 101-150	RPI 150+				
18- 7	0- 1	0- 3	OVERALL	3- 2	1- 1	14- 0				
9- 2	0- 0	0- 1	HOME	2- 0	0- 1	7- 0				
7- 4	0- 0	0- 2	AWAY	0- 2	0- 0	7- 0				
2- 1	0- 1	0- 0	NEUTRAL	1- 0	1- 0	0- 0				
7- 3	0- 1	0- 0	NON-CONFERENCE	1- 1	1- 1	5- 0				
3- 1	0- 0	0- 0	HOME	0- 0	0- 1	3- 0				
2- 1	0- 0	0- 0	AWAY	0- 1	0- 0	2- 0				
2- 1	0- 1	0- 0	NEUTRAL	1- 0	1- 0	0- 0				
11- 4	0- 0	0- 3	CONFERENCE	2- 1	0- 0	9- 0				
6- 1	0- 0	0- 1	HOME	2- 0	0- 0	4- 0				
5- 3	0- 0	0- 2	AWAY	0- 1	0- 0	5- 0				
0- 0	0- 0	0- 0	NEUTRAL	0- 0	0- 0	0- 0				

RPI 1-25				RPI 26-50				RPI 51-100				Team's RPI: 63	RPI 101+			
RPI	S	Opponent	Score	RPI	S	Opponent	Score	RPI	S	Opponent	Score		RPI	S	Opponent	Score
9	N	Oregon St.	61 71	39	A	Gonzaga	62 78	58	A	Pacific	82 86		109	H	CSUN	54 63
				45	A	St. Mary's (CA)	71 76	58	H	Pacific	89 72		121	N	Butler	81 62
				45	H	St. Mary's (CA)	51 61	64	H	San Diego	54 50		179	A	San Francisco	68 63
								69	N	Colorado St.	69 58		179	H	San Francisco	65 62
								70	A	South Dakota St.	65 75		196	A	Santa Clara	58 56
													196	H	Santa Clara	84 55
													216	A	Pepperdine	84 78
													216	H	Pepperdine	77 58
													227	H	UNLV	76 61
													241	A	Utah	60 56
													246	H	Weber St.	64 53
													266	A	Utah St.	62 58
													278	H	Nevada	65 60
													282	A	Loyola Marymount	71 63
													282	H	Loyola Marymount	74 59
													290	A	Portland	83 79
LAST 12 Division I GAMES:																
				58	A	Pacific	82 86	64	H	San Diego	54 50					
				45	A	St. Mary's (CA)	71 76	45	H	St. Mary's (CA)	51 61					
				282	H	Loyola Marymount	74 59	58	H	Pacific	89 72					
				216	H	Pepperdine	77 58	216	A	Pepperdine	84 78					
				196	A	Santa Clara	58 56	282	A	Loyola Marymount	71 63					
				179	A	San Francisco	68 63	179	H	San Francisco	65 62					

Non-Div I Games: BYU-Hawaii 73 52

BYU

■ Loss,
 ■ Non-Conf,
 ■ S Site,
 ■ Home
 ■ Away
 N Neutral

Average RPI Win:	209	WON-LOST	WINNING	LAST 10	STRENGTH OF	OPP. STRENGTH	TEAM	ADJ.	CONF.	ADJ CONF.
Average RPI Loss:	49	RECORD	PCT. RANK	GAMES	SCHEDULE	OF SCHEDULE	RPI	RPI	RPI	RPI
DIV. I ONLY	19- 5	29	7- 3	233	89	64	64	9	9	
DIV. I NON-CONF.	8- 1	25	0- 0	307	158	88	88	8	8	
TOTALS	RPI 1-25	RPI 26-50	W-L RECORDS	RPI 51-100	RPI 101-150	RPI 150+				
19- 5	0- 0	0- 3	OVERALL	2- 2	0- 0	17- 0				
9- 2	0- 0	0- 1	HOME	1- 1	0- 0	8- 0				
10- 3	0- 0	0- 2	AWAY	1- 1	0- 0	9- 0				
0- 0	0- 0	0- 0	NEUTRAL	0- 0	0- 0	0- 0				
8- 1	0- 0	0- 0	NON-CONFERENCE	0- 1	0- 0	8- 0				
4- 1	0- 0	0- 0	HOME	0- 1	0- 0	4- 0				
4- 0	0- 0	0- 0	AWAY	0- 0	0- 0	4- 0				
0- 0	0- 0	0- 0	NEUTRAL	0- 0	0- 0	0- 0				
11- 4	0- 0	0- 3	CONFERENCE	2- 1	0- 0	9- 0				
5- 1	0- 0	0- 1	HOME	1- 0	0- 0	4- 0				
6- 3	0- 0	0- 2	AWAY	1- 1	0- 0	5- 0				
0- 0	0- 0	0- 0	NEUTRAL	0- 0	0- 0	0- 0				

RPI 1-25				RPI 26-50				RPI 51-100				Team's RPI: 64		RPI 101+			
RPI	S	Opponent	Score	RPI	S	Opponent	Score	RPI	S	Opponent	Score			RPI	S	Opponent	Score
				39	A	Gonzaga	49 67	54	H	Fresno St.	88 93			173	H	Dartmouth	78 53
				45	A	St. Mary's (CA)	66 68	58	A	Pacific	63 53			179	A	San Francisco	74 69
				45	H	St. Mary's (CA)	56 57	58	H	Pacific	56 52			179	H	San Francisco	56 55
								63	A	BYU	50 54			186	H	Montana St.	79 64
														192	H	Cal St. Fullerton	60 54
														196	A	Santa Clara	64 61
														196	H	Santa Clara	72 59
														201	A	Idaho	58 52
														216	A	Pepperdine	68 64
														216	H	Pepperdine	72 55
														225	H	San Diego St.	66 44
														246	A	Weber St.	59 50
														269	A	UC Irvine	87 64
														282	A	Loyola Marymount	67 59
														282	H	Loyola Marymount	68 49
														290	A	Portland	87 65
														324	A	Seattle	59 54
LAST 12 Division I GAMES:																	
				45	A	St. Mary's (CA)	66 68	63	A	BYU	50 54						
				58	A	Pacific	63 53	58	H	Pacific	56 52						
				216	H	Pepperdine	72 55	45	H	St. Mary's (CA)	56 57						
				282	H	Loyola Marymount	68 49	282	A	Loyola Marymount	67 59						
				179	A	San Francisco	74 69	216	A	Pepperdine	68 64						
				196	A	Santa Clara	64 61	196	H	Santa Clara	72 59						

Non-Div I Games: Cal St. San Marcos 82 42

San Diego

■ Loss,
 ■ Non-Conf,
 ■ S Site,
 ■ Home
 ■ Away
 N Neutral

Average RPI Win: 199	WON-LOST	WINNING	LAST 10	STRENGTH OF	OPP. STRENGTH	TEAM	ADJ.	CONF.	ADJ CONF.
Average RPI Loss: 119	RECORD	PCT. RANK	GAMES	SCHEDULE	OF SCHEDULE	RPI	RPI	RPI	RPI
DIV. I ONLY	18- 5	31	7- 3	201	177	65	65	16	16
DIV. I NON-CONF.	9- 1	21	0- 0	294	178	62	62	18	18
TOTALS	RPI 1-25	RPI 26-50	W-L RECORDS	RPI 51-100	RPI 101-150	RPI 150+			
18- 5	0- 0	0- 0	OVERALL	1- 3	6- 1	11- 1			
11- 1	0- 0	0- 0	HOME	1- 0	4- 1	6- 0			
5- 4	0- 0	0- 0	AWAY	0- 3	2- 0	3- 1			
2- 0	0- 0	0- 0	NEUTRAL	0- 0	0- 0	2- 0			
9- 1	0- 0	0- 0	NON-CONFERENCE	0- 1	1- 0	8- 0			
5- 0	0- 0	0- 0	HOME	0- 0	1- 0	4- 0			
2- 1	0- 0	0- 0	AWAY	0- 1	0- 0	2- 0			
2- 0	0- 0	0- 0	NEUTRAL	0- 0	0- 0	2- 0			
9- 4	0- 0	0- 0	CONFERENCE	1- 2	5- 1	3- 1			
6- 1	0- 0	0- 0	HOME	1- 0	3- 1	2- 0			
3- 3	0- 0	0- 0	AWAY	0- 2	2- 0	1- 1			
0- 0	0- 0	0- 0	NEUTRAL	0- 0	0- 0	0- 0			

RPI 1-25			RPI 26-50			RPI 51-100			Team's RPI: 65	RPI 101+		
RPI	S	Opponent	Score	RPI	S	Opponent	Score	RPI	S	Opponent	Score	
						62	A Youngstown St.	62	75	113	H UNI	82 73
						71	A Ohio	60	72	116	A Toledo	102 101
						85	A Western Mich.	61	67	116	H Toledo	82 56
						85	H Western Mich.	69	66	126	H Ball St.	73 77
										127	H Buffalo	81 70
										141	A Central Mich.	74 72
										144	H Eastern Mich.	65 48
										166	N Belmont	73 58
										180	H Northern Ky.	82 49
										187	N Siena	90 74
										221	H Morehead St.	89 61
										252	A Northern Ill.	56 62
										257	H Valparaiso	100 65
										260	A UCF	73 64
										261	A Bethune-Cookman	81 63
										281	H Bowling Green	67 59
										300	H Kent St.	74 67
										306	A Miami (OH)	65 47
										321	H Binghamton	80 49
LAST 12 Division I GAMES:												
116	H	Toledo	82 56	141	A	Central Mich.	74 72					
127	H	Buffalo	81 70	126	H	Ball St.	73 77					
252	A	Northern Ill.	56 62	306	A	Miami (OH)	65 47					
85	H	Western Mich.	69 66	116	A	Toledo	102 101					
300	H	Kent St.	74 67	144	H	Eastern Mich.	65 48					
71	A	Ohio	60 72	281	H	Bowling Green	67 59					

Non-Div I Games: Ohio Christian 97 62

Akron

■ Loss,
 ■ Non-Conf, S Site,
 ■ Home
 ■ Away
 N Neutral

Average RPI Win:	192	WON-LOST	WINNING	LAST 10	STRENGTH OF	OPP. STRENGTH	TEAM	ADJ.	CONF.	ADJ CONF.
Average RPI Loss:	83	RECORD	PCT. RANK	GAMES	SCHEDULE	OF SCHEDULE	RPI	RPI	RPI	RPI
DIV. I ONLY	13- 7	88	7- 3	69	120	66	66	8	8	
DIV. I NON-CONF.	8- 5	123	3- 1	111	129	97	97	10	10	
TOTALS	RPI 1-25	RPI 26-50	W-L RECORDS	RPI 51-100	RPI 101-150	RPI 150+				
13- 7	0- 2	0- 0	OVERALL	1- 4	2- 0	10- 1				
7- 3	0- 0	0- 0	HOME	1- 3	1- 0	5- 0				
6- 4	0- 2	0- 0	AWAY	0- 1	1- 0	5- 1				
0- 0	0- 0	0- 0	NEUTRAL	0- 0	0- 0	0- 0				
8- 5	0- 1	0- 0	NON-CONFERENCE	1- 3	1- 0	6- 1				
6- 2	0- 0	0- 0	HOME	1- 2	1- 0	4- 0				
2- 3	0- 1	0- 0	AWAY	0- 1	0- 0	2- 1				
0- 0	0- 0	0- 0	NEUTRAL	0- 0	0- 0	0- 0				
5- 2	0- 1	0- 0	CONFERENCE	0- 1	1- 0	4- 0				
1- 1	0- 0	0- 0	HOME	0- 1	0- 0	1- 0				
4- 1	0- 1	0- 0	AWAY	0- 0	1- 0	3- 0				
0- 0	0- 0	0- 0	NEUTRAL	0- 0	0- 0	0- 0				

RPI 1-25				RPI 26-50				RPI 51-100 Team's RPI: 66				RPI 101+			
RPI	S	Opponent	Score	RPI	S	Opponent	Score	RPI	S	Opponent	Score	RPI	S	Opponent	Score
1	A	Tennessee	52 97					76	A	Drexel	58 67	114	H	Saint Joseph's	65 51
17	A	Princeton	54 83					82	H	Villanova	44 70	117	A	Yale	61 42
								91	H	Richmond	49 47	151	H	Temple	52 50
								93	H	Hampton	43 58	158	A	Harvard	74 69
								96	H	Cornell	49 60	173	A	Dartmouth	55 39
												178	H	La Salle	57 29
												197	A	Navy	60 51
												209	H	New Hampshire	74 39
												213	A	Lafayette	57 60
												229	A	Brown	83 75
												274	H	UMBC	69 63
												294	H	Columbia	78 57
												308	A	NJIT	59 29
LAST 12 Division I GAMES:															
229	A	Brown	83 75	308	A	NJIT	59 29	82	H	Villanova	44 70				
117	A	Yale	61 42					91	H	Richmond	49 47				
294	H	Columbia	78 57					17	A	Princeton	54 83				
96	H	Cornell	49 60					151	H	Temple	52 50				
158	A	Harvard	74 69					274	H	UMBC	69 63				
173	A	Dartmouth	55 39												

Non-Div I Games: King's (PA) 85 20

Penn

■ Loss,
 ■ Non-Conf, S Site,
 ■ Home
 ■ Away
 N Neutral

Average RPI Win:	175	WON-LOST	WINNING	LAST 10	STRENGTH OF	OPP. STRENGTH	TEAM	ADJ.	CONF.	ADJ CONF.
Average RPI Loss:	44	RECORD	PCT. RANK	GAMES	SCHEDULE	OF SCHEDULE	RPI	RPI	RPI	RPI
DIV. I ONLY	14- 11	139	4- 6	47	21	67	67	5	5	
DIV. I NON-CONF.	9- 2	35	0- 0	136	21	47	47	4	4	
TOTALS	RPI 1-25	RPI 26-50	W-L RECORDS	RPI 51-100	RPI 101-150	RPI 150+				
14- 11	2- 5	1- 3	OVERALL	1- 1	2- 2	8- 0				
6- 5	1- 2	0- 2	HOME	0- 0	1- 1	4- 0				
7- 5	0- 3	1- 1	AWAY	1- 0	1- 1	4- 0				
1- 1	1- 0	0- 0	NEUTRAL	0- 1	0- 0	0- 0				
9- 2	2- 0	1- 1	NON-CONFERENCE	1- 1	0- 0	5- 0				
4- 1	1- 0	0- 1	HOME	0- 0	0- 0	3- 0				
4- 0	0- 0	1- 0	AWAY	1- 0	0- 0	2- 0				
1- 1	1- 0	0- 0	NEUTRAL	0- 1	0- 0	0- 0				
5- 9	0- 5	0- 2	CONFERENCE	0- 0	2- 2	3- 0				
2- 4	0- 2	0- 1	HOME	0- 0	1- 1	1- 0				
3- 5	0- 3	0- 1	AWAY	0- 0	1- 1	2- 0				
0- 0	0- 0	0- 0	NEUTRAL	0- 0	0- 0	0- 0				

RPI 1-25				RPI 26-50				RPI 51-100				RPI 101+			
RPI	S	Opponent	Score	RPI	S	Opponent	Score	RPI	S	Opponent	Score	RPI	S	Opponent	Score
5	N	Maryland	70 64	31	A	California	54 57	52	N	Michigan	64 76	128	A	Colorado	51 72
9	A	Oregon St.	70 73	31	H	California	62 70	93	A	Hampton	74 60	128	H	Colorado	73 68
9	H	Oregon St.	56 61	34	H	Nebraska	61 82					142	A	Oregon	79 76
10	A	Arizona St.	64 78	39	A	Gonzaga	59 58					142	H	Oregon	69 70
14	H	Dayton	76 60									167	A	Arizona	81 70
21	A	Stanford	56 75									186	H	Montana St.	82 61
21	H	Stanford	76 86									241	A	Utah	61 52
												241	H	Utah	63 54
												245	H	Idaho St.	84 34
												282	A	Loyola Marymount	87 60
												324	H	Seattle	82 62
												336	A	UC Santa Barbara	81 55
LAST 12 Division I GAMES:															
241	A	Utah	61 52	128	H	Colorado	73 68								
128	A	Colorado	51 72	241	H	Utah	63 54								
9	H	Oregon St.	56 61	142	A	Oregon	79 76								
142	H	Oregon	69 70	9	A	Oregon St.	70 73								
31	A	California	54 57	21	H	Stanford	76 86								
21	A	Stanford	56 75	31	H	California	62 70								

Non-Div I Games:

Washington St.

■ Loss,
 ■ Non-Conf,
 ■ S Site,
 ■ H Home
 ■ A Away
 N Neutral

West Virginia

Through Games Of Feb. 19, 2015

Average RPI Win:	166	WON-LOST	WINNING	LAST 10	STRENGTH OF	OPP. STRENGTH	TEAM	ADJ.	CONF.	ADJ CONF.
Average RPI Loss:	47	RECORD	PCT. RANK	GAMES	SCHEDULE	OF SCHEDULE	RPI	RPI	RPI	RPI
DIV. I ONLY	15- 11	124	5- 5	36	54	68	68	1	1	
DIV. I NON-CONF.	10- 2	31	0- 0	171	280	57	57	1	1	
TOTALS	RPI 1-25	RPI 26-50	W-L RECORDS	RPI 51-100	RPI 101-150	RPI 150+				
15- 11	1- 4	2- 3	OVERALL	4- 2	1- 2	7- 0				
12- 3	1- 1	2- 0	HOME	3- 1	0- 1	6- 0				
2- 8	0- 3	0- 3	AWAY	1- 1	0- 1	1- 0				
1- 0	0- 0	0- 0	NEUTRAL	0- 0	1- 0	0- 0				
10- 2	0- 0	2- 2	NON-CONFERENCE	0- 0	1- 0	7- 0				
8- 0	0- 0	2- 0	HOME	0- 0	0- 0	6- 0				
1- 2	0- 0	0- 2	AWAY	0- 0	0- 0	1- 0				
1- 0	0- 0	0- 0	NEUTRAL	0- 0	1- 0	0- 0				
5- 9	1- 4	0- 1	CONFERENCE	4- 2	0- 2	0- 0				
4- 3	1- 1	0- 0	HOME	3- 1	0- 1	0- 0				
1- 6	0- 3	0- 1	AWAY	1- 1	0- 1	0- 0				
0- 0	0- 0	0- 0	NEUTRAL	0- 0	0- 0	0- 0				

RPI S	Opponent	Score	RPI S	Opponent	Score	RPI S	Opponent	Score	Team's RPI: 68	RPI S	Opponent	Score
2	A Baylor	51 79	30	A Mississippi St.	61 74	51	A Oklahoma St.	61 49		102	A Texas Tech	57 73
2	H Baylor	62 66	40	A Ohio St.	54 96	51	H Oklahoma St.	46 52		102	H Texas Tech	45 55
23	A Oklahoma	60 71	44	H Seton Hall	89 87	60	H Kansas St.	63 51		132	N Marshall	69 56
23	H Oklahoma	78 69	46	A Iowa St.	43 61	74	H TCU	76 71		171	H Fairfield	67 53
24	A Texas	55 61	49	H Duquesne	79 60	92	A Kansas	59 65		244	H Evansville	83 39
						92	H Kansas	59 56		270	H Eastern Ky.	67 42
										299	H IPFW	82 48
										316	H Saint Francis (PA)	101 46
										326	A Fairleigh Dickinson	80 52
										338	H Coppin St.	83 43
LAST 12 Division I GAMES:												
51	H Oklahoma St.	46 52	102	A Texas Tech	57 73							
2	A Baylor	51 79	92	A Kansas	59 65							
92	H Kansas	59 56	60	H Kansas St.	63 51							
46	A Iowa St.	43 61	51	A Oklahoma St.	61 49							
74	H TCU	76 71	102	H Texas Tech	45 55							
23	H Oklahoma	78 69	2	H Baylor	62 66							

Non-Div I Games:

West Virginia

■ Loss,
 ■ Non-Conf,
 ■ S Site,
 ■ H Home
 ■ A Away
 N Neutral

Average RPI Win:	203	WON-LOST	WINNING	LAST 10	STRENGTH OF	OPP. STRENGTH	TEAM	ADJ.	CONF.	ADJ CONF.
Average RPI Loss:	102	RECORD	PCT. RANK	GAMES	SCHEDULE	OF SCHEDULE	RPI	RPI	RPI	RPI
DIV. I ONLY	17- 6	43	8- 2	165	155	69	69	22	22	
DIV. I NON-CONF.	6- 3	92	0- 0	177	88	118	118	19	19	
TOTALS	RPI 1-25	RPI 26-50	W-L RECORDS	RPI 51-100	RPI 101-150	RPI 150+				
17- 6	0- 0	0- 0	OVERALL	3- 3	2- 3	12- 0				
11- 1	0- 0	0- 0	HOME	1- 1	2- 0	8- 0				
5- 4	0- 0	0- 0	AWAY	1- 1	0- 3	4- 0				
1- 1	0- 0	0- 0	NEUTRAL	1- 1	0- 0	0- 0				
6- 3	0- 0	0- 0	NON-CONFERENCE	2- 2	0- 1	4- 0				
4- 1	0- 0	0- 0	HOME	0- 1	0- 0	4- 0				
1- 1	0- 0	0- 0	AWAY	1- 0	0- 1	0- 0				
1- 1	0- 0	0- 0	NEUTRAL	1- 1	0- 0	0- 0				
11- 3	0- 0	0- 0	CONFERENCE	1- 1	2- 2	8- 0				
7- 0	0- 0	0- 0	HOME	1- 0	2- 0	4- 0				
4- 3	0- 0	0- 0	AWAY	0- 1	0- 2	4- 0				
0- 0	0- 0	0- 0	NEUTRAL	0- 0	0- 0	0- 0				

RPI 1-25			RPI 26-50			RPI 51-100			Team's RPI: 69	RPI 101+		
RPI	S	Opponent	Score	RPI	S	Opponent	Score	RPI	S	Opponent	Score	
						54 A Fresno St.	49 53	128 A Colorado		81 87		
						54 H Fresno St.	70 56	130 A New Mexico		40 67		
						63 N BYU	58 69	130 H New Mexico		44 38		
						73 A Drake	69 56	149 A Boise St.		65 75		
						74 N TCU	76 62	149 H Boise St.		83 82		
						87 H Hawaii	58 63	153 H Cal Poly		65 63		
								208 A Wyoming		58 55		
								208 H Wyoming		67 58		
								225 A San Diego St.		49 36		
								225 H San Diego St.		65 42		
								227 A UNLV		55 43		
								231 H Fla. Atlantic		59 46		
								248 H San Jose St.		77 59		
								278 A Nevada		59 58		
								301 H Denver		81 61		
								319 H Illinois St.		70 49		
								345 H Air Force		62 42		
LAST 12 Division I GAMES:												
						54 H Fresno St.	70 56	149 H Boise St.		83 82		
						225 H San Diego St.	65 42	225 A San Diego St.		49 36		
						130 A New Mexico	40 67	248 H San Jose St.		77 59		
						227 A UNLV	55 43	278 A Nevada		59 58		
						208 H Wyoming	67 58	345 H Air Force		62 42		
						54 A Fresno St.	49 53	208 A Wyoming		58 55		

Non-Div I Games: South Dakota Mines 75 39 Colorado Mines 99 45

Colorado St.

■ Loss,
 ■ Non-Conf, S Site,
 ■ Home
 ■ Away
 N Neutral

Average RPI Win:	198	WON-LOST	WINNING	LAST 10	STRENGTH OF	OPP. STRENGTH	TEAM	ADJ.	CONF.	ADJ CONF.
Average RPI Loss:	145	RECORD	PCT. RANK	GAMES	SCHEDULE	OF SCHEDULE	RPI	RPI	RPI	RPI
DIV. I ONLY	18- 8	62	6- 1	130	209	70	70	25	25	
DIV. I NON-CONF.	9- 4	84	1- 0	11	125	32	32	25	25	
TOTALS	RPI 1-25	RPI 26-50	W-L RECORDS	RPI 51-100	RPI 101-150	RPI 150+				
18- 8	0- 0	3- 1	OVERALL	1- 3	1- 1	13- 3				
9- 2	0- 0	2- 1	HOME	1- 1	0- 0	6- 0				
8- 6	0- 0	1- 0	AWAY	0- 2	1- 1	6- 3				
1- 0	0- 0	0- 0	NEUTRAL	0- 0	0- 0	1- 0				
9- 4	0- 0	3- 1	NON-CONFERENCE	1- 2	1- 1	4- 0				
4- 2	0- 0	2- 1	HOME	1- 1	0- 0	1- 0				
4- 2	0- 0	1- 0	AWAY	0- 1	1- 1	2- 0				
1- 0	0- 0	0- 0	NEUTRAL	0- 0	0- 0	1- 0				
9- 4	0- 0	0- 0	CONFERENCE	0- 1	0- 0	9- 3				
5- 0	0- 0	0- 0	HOME	0- 0	0- 0	5- 0				
4- 4	0- 0	0- 0	AWAY	0- 1	0- 0	4- 3				
0- 0	0- 0	0- 0	NEUTRAL	0- 0	0- 0	0- 0				

RPI 1-25				RPI 26-50				RPI 51-100				Team's RPI: 70	RPI 101+			
RPI	S	Opponent	Score	RPI	S	Opponent	Score	RPI	S	Opponent	Score		RPI	S	Opponent	Score
				27	H	Green Bay	75 77	57	A	DePaul	62 84		113	A	UNI	74 60
				38	H	UALR	67 42	63	H	BYU	75 65		122	A	Marist	64 82
				42	A	Arkansas	80 75	72	H	Creighton	81 88		160	A	Oral Roberts	66 52
				50	H	Middle Tenn.	65 61	77	A	South Dakota	78 82		160	H	Oral Roberts	71 46
													174	A	Northern Colo.	71 48
													227	A	UNLV	65 59
													234	A	Western Ill.	74 61
													237	A	IUPUI	67 68
													252	N	Northern Ill.	55 42
													267	A	North Dakota St.	78 83
													267	H	North Dakota St.	82 52
													291	H	Sam Houston St.	60 49
													295	A	Omaha	60 49
													295	H	Omaha	101 66
													299	A	IPFW	65 64
													299	H	IPFW	89 68
													301	A	Denver	72 77
													301	H	Denver	85 44
LAST 12 Division I GAMES:																
				227	A	UNLV	65 59	160	H	Oral Roberts	71 46					
				295	A	Omaha	60 49	234	A	Western Ill.	74 61					
				160	A	Oral Roberts	66 52	77	A	South Dakota	78 82					
				301	A	Denver	72 77	295	H	Omaha	101 66					
				299	H	IPFW	89 68	237	A	IUPUI	67 68					
				267	H	North Dakota St.	82 52	299	A	IPFW	65 64					

Non-Div I Games:

South Dakota St.

■ Loss,
 ■ Non-Conf, S Site,
 ■ Home
 ■ Away
 N Neutral

Average RPI Win:	204	WON-LOST	WINNING	LAST 10	STRENGTH OF	OPP. STRENGTH	TEAM	ADJ.	CONF.	ADJ CONF.
Average RPI Loss:	77	RECORD	PCT. RANK	GAMES	SCHEDULE	OF SCHEDULE	RPI	RPI	RPI	RPI
DIV. I ONLY	20- 4	22	9- 1	209	169	71	71	16	16	
DIV. I NON-CONF.	9- 2	35	0- 0	263	182	114	114	18	18	
TOTALS	RPI 1-25	RPI 26-50	W-L RECORDS	RPI 51-100	RPI 101-150	RPI 150+				
20- 4	0- 1	0- 0	OVERALL	1- 2	7- 1	12- 0				
10- 3	0- 1	0- 0	HOME	1- 1	3- 1	6- 0				
8- 1	0- 0	0- 0	AWAY	0- 1	4- 0	4- 0				
2- 0	0- 0	0- 0	NEUTRAL	0- 0	0- 0	2- 0				
9- 2	0- 1	0- 0	NON-CONFERENCE	0- 1	1- 0	8- 0				
5- 2	0- 1	0- 0	HOME	0- 1	1- 0	4- 0				
2- 0	0- 0	0- 0	AWAY	0- 0	0- 0	2- 0				
2- 0	0- 0	0- 0	NEUTRAL	0- 0	0- 0	2- 0				
11- 2	0- 0	0- 0	CONFERENCE	1- 1	6- 1	4- 0				
5- 1	0- 0	0- 0	HOME	1- 0	2- 1	2- 0				
6- 1	0- 0	0- 0	AWAY	0- 1	4- 0	2- 0				
0- 0	0- 0	0- 0	NEUTRAL	0- 0	0- 0	0- 0				

RPI 1-25				RPI 26-50				RPI 51-100 Team's RPI: 71				RPI 101+			
RPI	S	Opponent	Score	RPI	S	Opponent	Score	RPI	S	Opponent	Score	RPI	S	Opponent	Score
20	H	James Madison	62 69					59	H	East Carolina	68 76	101	H	Cleveland St.	71 64
								65	H	Akron	72 60	116	H	Toledo	65 58
								85	A	Western Mich.	51 61	126	A	Ball St.	60 53
												127	A	Buffalo	61 50
												141	A	Central Mich.	74 66
												141	H	Central Mich.	71 51
												144	A	Eastern Mich.	82 59
												144	H	Eastern Mich.	61 73
												178	N	La Salle	74 63
												180	A	Northern Ky.	77 38
												198	N	Massachusetts	59 52
												221	H	Morehead St.	87 67
												240	H	Detroit	60 57
												252	H	Northern Ill.	67 40
												281	A	Bowling Green	71 46
												300	H	Kent St.	58 44
												306	A	Miami (OH)	67 45
												311	H	Wofford	84 37
												322	H	Manhattan	82 58
												330	A	Murray St.	111 60
LAST 12 Division I GAMES:															
144	H	Eastern Mich.	61 73	126	A	Ball St.	60 53								
306	A	Miami (OH)	67 45	252	H	Northern Ill.	67 40								
281	A	Bowling Green	71 46	141	H	Central Mich.	71 51								
300	H	Kent St.	58 44	144	A	Eastern Mich.	82 59								
141	A	Central Mich.	74 66	116	H	Toledo	65 58								
65	H	Akron	72 60	85	A	Western Mich.	51 61								

Non-Div I Games:

Ohio

■ Loss,
■ Non-Conf,
■ S Site,
■ H Home
■ A Away
N Neutral

Average RPI Win: 174	WON-LOST	WINNING	LAST 10	STRENGTH OF	OPP. STRENGTH	TEAM	ADJ.	CONF.	ADJ CONF.
Average RPI Loss: 70	RECORD	PCT. RANK	GAMES	SCHEDULE	OF SCHEDULE	RPI	RPI	RPI	RPI
DIV. I ONLY	15- 10	109	7- 3	56	78	72	72	10	10
DIV. I NON-CONF.	7- 4	107	0- 0	39	31	46	46	9	9
TOTALS	RPI 1-25	RPI 26-50	W-L RECORDS	RPI 51-100	RPI 101-150	RPI 150+			
15- 10	0- 1	1- 3	OVERALL	4- 4	2- 1	8- 1			
8- 4	0- 0	0- 2	HOME	2- 2	1- 0	5- 0			
6- 6	0- 1	1- 1	AWAY	2- 2	1- 1	2- 1			
1- 0	0- 0	0- 0	NEUTRAL	0- 0	0- 0	1- 0			
7- 4	0- 1	0- 2	NON-CONFERENCE	3- 1	1- 0	3- 0			
4- 1	0- 0	0- 1	HOME	2- 0	0- 0	2- 0			
2- 3	0- 1	0- 1	AWAY	1- 1	1- 0	0- 0			
1- 0	0- 0	0- 0	NEUTRAL	0- 0	0- 0	1- 0			
8- 6	0- 0	1- 1	CONFERENCE	1- 3	1- 1	5- 1			
4- 3	0- 0	0- 1	HOME	0- 2	1- 0	3- 0			
4- 3	0- 0	1- 0	AWAY	1- 1	0- 1	2- 1			
0- 0	0- 0	0- 0	NEUTRAL	0- 0	0- 0	0- 0			

RPI 1-25				RPI 26-50				RPI 51-100 Team's RPI: 72				RPI 101+			
RPI	S	Opponent	Score	RPI	S	Opponent	Score	RPI	S	Opponent	Score	RPI	S	Opponent	Score
6	A	UConn	60 96	31	A	California	69 94	55	A	Wichita St.	56 65	113	A	UNI	58 56
				34	H	Nebraska	57 60	57	A	DePaul	71 96	121	A	Butler	58 63
				44	A	Seton Hall	81 73	70	A	South Dakota St.	88 81	121	H	Butler	62 55
				44	H	Seton Hall	74 79	73	H	Drake	93 71	181	A	Xavier	65 66
								82	H	Villanova	61 65	181	H	Xavier	74 65
								88	A	St. John's (NY)	75 50	238	A	Providence	65 54
								88	H	St. John's (NY)	38 61	238	H	Providence	84 57
								92	H	Kansas	84 81	241	H	Utah	64 56
												263	A	Marquette	93 75
												270	N	Cincinnati	63 52
												286	H	Georgetown	76 61
												295	H	Omaha	67 50
LAST 12 Division I GAMES:															
238	H	Providence	84 57	57	A	DePaul	71 96								
44	A	Seton Hall	81 73	238	A	Providence	65 54								
88	A	St. John's (NY)	75 50	88	H	St. John's (NY)	38 61								
121	H	Butler	62 55	82	H	Villanova	61 65								
181	H	Xavier	74 65	121	A	Butler	58 63								
263	A	Marquette	93 75	181	A	Xavier	65 66								

Non-Div I Games:

Creighton

■ Loss,
 ■ Non-Conf,
 ■ S Site,
 ■ H Home
 ■ A Away
 N Neutral

Drake

Through Games Of Feb. 19, 2015

Average RPI Win:	192	WON-LOST	WINNING	LAST 10	STRENGTH OF	OPP. STRENGTH	TEAM	ADJ.	CONF.	ADJ CONF.
Average RPI Loss:	78	RECORD	PCT. RANK	GAMES	SCHEDULE	OF SCHEDULE	RPI	RPI	RPI	RPI
DIV. I ONLY	15- 7	71	9- 1	126	116	73	73	19	19	
DIV. I NON-CONF.	4- 6	207	0- 0	27	61	104	104	16	16	
TOTALS	RPI 1-25	RPI 26-50	W-L RECORDS	RPI 51-100	RPI 101-150	RPI 150+				
15- 7	0- 1	0- 1	OVERALL	2- 3	4- 1	9- 1				
6- 3	0- 1	0- 0	HOME	1- 2	3- 0	2- 0				
8- 4	0- 0	0- 1	AWAY	0- 1	1- 1	7- 1				
1- 0	0- 0	0- 0	NEUTRAL	1- 0	0- 0	0- 0				
4- 6	0- 1	0- 1	NON-CONFERENCE	1- 3	1- 0	2- 1				
1- 3	0- 1	0- 0	HOME	0- 2	1- 0	0- 0				
2- 3	0- 0	0- 1	AWAY	0- 1	0- 0	2- 1				
1- 0	0- 0	0- 0	NEUTRAL	1- 0	0- 0	0- 0				
11- 1	0- 0	0- 0	CONFERENCE	1- 0	3- 1	7- 0				
5- 0	0- 0	0- 0	HOME	1- 0	2- 0	2- 0				
6- 1	0- 0	0- 0	AWAY	0- 0	1- 1	5- 0				
0- 0	0- 0	0- 0	NEUTRAL	0- 0	0- 0	0- 0				

RPI 1-25				RPI 26-50				RPI 51-100				RPI 101+			
RPI	S	Opponent	Score	RPI	S	Opponent	Score	RPI	S	Opponent	Score	RPI	S	Opponent	Score
7	H	Iowa	98 100	46	A	Iowa St.	67 84	55	H	Wichita St.	64 61	107	A	Southern Ill.	76 81
								69	H	Colorado St.	56 69	107	H	Southern Ill.	81 66
								72	A	Creighton	71 93	113	A	UNI	76 72
								77	H	South Dakota	78 83	113	H	UNI	87 67
								83	N	Fordham	62 56	135	H	Wisconsin	89 77
												163	A	Indiana St.	72 65
												169	A	SIUE	60 74
												177	A	UTSA	69 61
												194	H	Missouri St.	94 89
												244	A	Evansville	79 62
												245	A	Idaho St.	80 66
												298	A	Loyola Chicago	86 60
												313	A	Bradley	80 47
												319	A	Illinois St.	70 47
												319	H	Illinois St.	86 51
LAST 12 Division I GAMES:															
113	H	UNI	87 67	163	A	Indiana St.	72 65								
319	A	Illinois St.	70 47	113	A	UNI	76 72								
107	A	Southern Ill.	76 81	107	H	Southern Ill.	81 66								
55	H	Wichita St.	64 61	319	H	Illinois St.	86 51								
194	H	Missouri St.	94 89	313	A	Bradley	80 47								
244	A	Evansville	79 62	298	A	Loyola Chicago	86 60								

Non-Div I Games: Northwestern (IA) 102 58

Drake

■ Loss,
 ■ Non-Conf, S Site,
 ■ Home
 ■ Away
 N Neutral

Average RPI Win:	156	WON-LOST	WINNING	LAST 10	STRENGTH OF	OPP. STRENGTH	TEAM	ADJ.	CONF.	ADJ CONF.
Average RPI Loss:	47	RECORD	PCT. RANK	GAMES	SCHEDULE	OF SCHEDULE	RPI	RPI	RPI	RPI
DIV. I ONLY	15- 10	109	4- 6	48	36	74	74	1	1	
DIV. I NON-CONF.	8- 3	71	0- 0	228	175	136	136	1	1	
TOTALS	RPI 1-25	RPI 26-50	W-L RECORDS	RPI 51-100	RPI 101-150	RPI 150+				
15- 10	1- 4	1- 1	OVERALL	4- 4	1- 1	8- 0				
12- 3	1- 3	1- 0	HOME	2- 0	1- 0	7- 0				
2- 6	0- 1	0- 1	AWAY	2- 3	0- 1	0- 0				
1- 1	0- 0	0- 0	NEUTRAL	0- 1	0- 0	1- 0				
8- 3	0- 1	0- 0	NON-CONFERENCE	0- 2	0- 0	8- 0				
7- 1	0- 1	0- 0	HOME	0- 0	0- 0	7- 0				
0- 1	0- 0	0- 0	AWAY	0- 1	0- 0	0- 0				
1- 1	0- 0	0- 0	NEUTRAL	0- 1	0- 0	1- 0				
7- 7	1- 3	1- 1	CONFERENCE	4- 2	1- 1	0- 0				
5- 2	1- 2	1- 0	HOME	2- 0	1- 0	0- 0				
2- 5	0- 1	0- 1	AWAY	2- 2	0- 1	0- 0				
0- 0	0- 0	0- 0	NEUTRAL	0- 0	0- 0	0- 0				

RPI	S	Opponent	Score	RPI	S	Opponent	Score	RPI	S	Opponent	Score	RPI	S	Opponent	Score
2	H	Baylor	67 89	46	A	Iowa St.	62 80	51	A	Oklahoma St.	71 62	102	A	Texas Tech	37 52
19	H	Texas A&M	71 82	46	H	Iowa St.	86 84	51	H	Oklahoma St.	70 66	102	H	Texas Tech	71 60
23	A	Oklahoma	54 77					56	A	Georgia	53 62	182	H	Lamar	72 68
23	H	Oklahoma	81 97					60	A	Kansas St.	79 93	189	H	Texas Southern	69 52
24	H	Texas	64 59					68	A	West Virginia	71 76	194	N	Missouri St.	82 68
								69	N	Colorado St.	62 76	224	H	Prairie View	56 50
								92	A	Kansas	80 63	242	H	SMU	73 63
								92	H	Kansas	73 67	269	H	UC Irvine	78 56
												284	H	Houston Baptist	87 64
												291	H	Sam Houston St.	79 55
LAST 12 Division I GAMES:															
92	H	Kansas	73 67	2	H	Baylor	67 89								
23	A	Oklahoma	54 77	51	A	Oklahoma St.	71 62								
60	A	Kansas St.	79 93	46	A	Iowa St.	62 80								
102	H	Texas Tech	71 60	23	H	Oklahoma	81 97								
68	A	West Virginia	71 76	92	A	Kansas	80 63								
24	H	Texas	64 59	51	H	Oklahoma St.	70 66								

Non-Div I Games:

TCU

Average RPI Win:	183	WON-LOST	WINNING	LAST 10	STRENGTH OF	OPP. STRENGTH	TEAM	ADJ.	CONF.	ADJ CONF.
Average RPI Loss:	44	RECORD	PCT. RANK	GAMES	SCHEDULE	OF SCHEDULE	RPI	RPI	RPI	RPI
DIV. I ONLY	15- 11	124	4- 6	49	51	75	75	2	2	
DIV. I NON-CONF.	9- 4	84	0- 0	96	173	75	75	3	3	
TOTALS	RPI 1-25	RPI 26-50	W-L RECORDS	RPI 51-100	RPI 101-150	RPI 150+				
15- 11	0- 4	1- 4	OVERALL	2- 2	2- 1	10- 0				
11- 3	0- 1	1- 2	HOME	1- 0	1- 0	8- 0				
3- 7	0- 0	0- 0	AWAY	1- 1	0- 0	2- 0				
1- 1	0- 1	0- 0	NEUTRAL	0- 0	1- 0	0- 0				
9- 4	0- 1	0- 2	NON-CONFERENCE	1- 1	2- 0	6- 0				
7- 1	0- 0	0- 1	HOME	1- 0	1- 0	5- 0				
1- 2	0- 0	0- 1	AWAY	0- 1	0- 0	1- 0				
1- 1	0- 1	0- 0	NEUTRAL	0- 0	1- 0	0- 0				
6- 7	0- 3	1- 2	CONFERENCE	1- 1	0- 1	4- 0				
4- 2	0- 1	1- 1	HOME	0- 0	0- 0	3- 0				
2- 5	0- 2	0- 1	AWAY	1- 1	0- 1	1- 0				
0- 0	0- 0	0- 0	NEUTRAL	0- 0	0- 0	0- 0				

RPI 1-25			RPI 26-50			RPI 51-100			Team's RPI: 75	RPI 101+		
RPI	S	Opponent	Score	RPI	S	Opponent	Score	RPI	S	Opponent	Score	
8	A	Louisville	58 65	28	H	Pittsburgh	50 60	82	A	Villanova	65 74	102 N Texas Tech 75 42
15	A	North Carolina	56 72	29	A	Syracuse	49 66	86	H	Liberty	67 64	110 A Virginia 63 71
15	H	North Carolina	63 67	37	H	Minnesota	55 60	95	A	Georgia Tech	65 64	119 H Elon 84 51
18 N		George Washington	66 74	47	H	Miami (FL)	68 65	99	A	Boston College	59 64	165 H Clemson 76 50
				48	A	Tulane	51 60					193 H High Point 66 62
												205 A Wake Forest 78 70
												205 H Wake Forest 71 55
												206 H Virginia Tech 73 59
												218 A Charlotte 70 63
												223 H Tennessee St. 84 55
												249 H Davidson 82 66
												297 H Mt. St. Mary's 85 60
												338 H Coppin St. 81 61
LAST 12 Division I GAMES:												
47	H	Miami (FL)	68 65	29	A	Syracuse	49 66					
99	A	Boston College	59 64	15	H	North Carolina	63 67					
95	A	Georgia Tech	65 64	205	A	Wake Forest	78 70					
205	H	Wake Forest	71 55	8	A	Louisville	58 65					
28	H	Pittsburgh	50 60	165	H	Clemson	76 50					
110	A	Virginia	63 71	206	H	Virginia Tech	73 59					

Non-Div I Games:

North Carolina St.

■ Loss,
 ■ Non-Conf,
 ■ S Site,
 ■ H Home
 ■ A Away
 N Neutral

Average RPI Win: 200	WON-LOST	WINNING	LAST 10	STRENGTH OF	OPP. STRENGTH	TEAM	ADJ.	CONF.	ADJ CONF.
Average RPI Loss: 70	RECORD	PCT. RANK	GAMES	SCHEDULE	OF SCHEDULE	RPI	RPI	RPI	RPI
DIV. I ONLY	16- 9	89	7- 3	98	91	76	76	13	13
DIV. I NON-CONF.	6- 5	145	0- 0	69	47	79	79	11	11
TOTALS	RPI 1-25	RPI 26-50	W-L RECORDS	RPI 51-100	RPI 101-150	RPI 150+			
16- 9	0- 3	0- 2	OVERALL	2- 0	3- 3	11- 1			
8- 3	0- 1	0- 0	HOME	2- 0	1- 1	5- 1			
6- 5	0- 2	0- 2	AWAY	0- 0	2- 1	4- 0			
2- 1	0- 0	0- 0	NEUTRAL	0- 0	0- 1	2- 0			
6- 5	0- 1	0- 2	NON-CONFERENCE	2- 0	1- 2	3- 0			
4- 0	0- 0	0- 0	HOME	2- 0	1- 0	1- 0			
0- 4	0- 1	0- 2	AWAY	0- 0	0- 1	0- 0			
2- 1	0- 0	0- 0	NEUTRAL	0- 0	0- 1	2- 0			
10- 4	0- 2	0- 0	CONFERENCE	0- 0	2- 1	8- 1			
4- 3	0- 1	0- 0	HOME	0- 0	0- 1	4- 1			
6- 1	0- 1	0- 0	AWAY	0- 0	2- 0	4- 0			
0- 0	0- 0	0- 0	NEUTRAL	0- 0	0- 0	0- 0			

RPI 1-25				RPI 26-50				RPI 51-100 Team's RPI: 76				RPI 101+			
RPI	S	Opponent	Score	RPI	S	Opponent	Score	RPI	S	Opponent	Score	RPI	S	Opponent	Score
17	A	Princeton	43 59	28	A	Pittsburgh	53 72	66	H	Penn	67 58	108	A	Hofstra	63 56
20	A	James Madison	51 66	32	A	Quinnipiac	50 74	96	H	Cornell	62 53	108	H	Hofstra	52 53
20	H	James Madison	54 73									110	A	Virginia	66 72
												114	H	Saint Joseph's	76 63
												119	A	Elon	57 47
												123	N	St. Bonaventure	32 43
												168	A	William & Mary	49 46
												168	H	William & Mary	68 72
												175	H	Delaware	61 56
												195	N	Sacred Heart	61 54
												228	A	Towson	66 52
												250	A	UNCW	61 44
												250	H	UNCW	58 53
												277	A	Col. of Charleston	63 52
												277	H	Col. of Charleston	64 47
												279	H	Colgate	59 51
												293	H	Northeastern	58 35
												306	N	Miami (OH)	71 54
LAST 12 Division I GAMES:															
277	A	Col. of Charleston	63 52	175	H	Delaware	61 56								
228	A	Towson	66 52	108	A	Hofstra	63 56								
20	H	James Madison	54 73	20	A	James Madison	51 66								
168	H	William & Mary	68 72	168	A	William & Mary	49 46								
250	A	UNCW	61 44	250	H	UNCW	58 53								
277	H	Col. of Charleston	64 47	108	H	Hofstra	52 53								

Non-Div I Games:

Drexel

■ Loss,
 ■ Non-Conf, S Site,
 ■ Home
 ■ Away
 N Neutral

Average RPI Win:	228	WON-LOST	WINNING	LAST 10	STRENGTH OF	OPP. STRENGTH	TEAM	ADJ.	CONF.	ADJ CONF.
Average RPI Loss:	107	RECORD	PCT. RANK	GAMES	SCHEDULE	OF SCHEDULE	RPI	RPI	RPI	RPI
DIV. I ONLY	20- 5	27	9- 1	293	142	77	77	25	25	
DIV. I NON-CONF.	9- 3	60	0- 0	216	41	68	68	25	25	
TOTALS	RPI 1-25	RPI 26-50	W-L RECORDS	RPI 51-100	RPI 101-150	RPI 150+				
20- 5	0- 1	0- 1	OVERALL	2- 1	2- 0	16- 2				
11- 0	0- 0	0- 0	HOME	1- 0	2- 0	8- 0				
9- 4	0- 1	0- 0	AWAY	1- 1	0- 0	8- 2				
0- 1	0- 0	0- 1	NEUTRAL	0- 0	0- 0	0- 0				
9- 3	0- 1	0- 1	NON-CONFERENCE	1- 1	2- 0	6- 0				
5- 0	0- 0	0- 0	HOME	0- 0	2- 0	3- 0				
4- 2	0- 1	0- 0	AWAY	1- 1	0- 0	3- 0				
0- 1	0- 0	0- 1	NEUTRAL	0- 0	0- 0	0- 0				
11- 2	0- 0	0- 0	CONFERENCE	1- 0	0- 0	10- 2				
6- 0	0- 0	0- 0	HOME	1- 0	0- 0	5- 0				
5- 2	0- 0	0- 0	AWAY	0- 0	0- 0	5- 2				
0- 0	0- 0	0- 0	NEUTRAL	0- 0	0- 0	0- 0				

RPI 1-25				RPI 26-50				RPI 51-100 Team's RPI: 77				RPI 101+			
RPI	S	Opponent	Score	RPI	S	Opponent	Score	RPI	S	Opponent	Score	RPI	S	Opponent	Score
22	A	Washington	82 96	26	N	Chattanooga	54 67	70	H	South Dakota St.	82 78	113	H	UNI	85 77
								73	A	Drake	83 78	120	H	North Dakota	86 81
								92	A	Kansas	60 68	160	A	Oral Roberts	65 81
												160	H	Oral Roberts	93 70
												177	A	UTSA	76 69
												192	H	Cal St. Fullerton	86 50
												234	A	Western Ill.	101 87
												237	A	IUPUI	43 68
												257	H	Valparaiso	81 62
												263	A	Marquette	69 65
												267	A	North Dakota St.	83 79
												267	H	North Dakota St.	84 69
												269	H	UC Irvine	96 52
												295	A	Omaha	64 48
												295	H	Omaha	83 69
												299	A	IPFW	73 72
												299	H	IPFW	91 80
												301	A	Denver	79 68
												301	H	Denver	82 56
												305	A	Portland St.	86 57
LAST 12 Division I GAMES:															
301	A	Denver	79 68	237	A	IUPUI	43 68								
295	H	Omaha	83 69	299	A	IPFW	73 72								
267	A	North Dakota St.	83 79	70	H	South Dakota St.	82 78								
299	H	IPFW	91 80	267	H	North Dakota St.	84 69								
160	H	Oral Roberts	93 70	234	A	Western Ill.	101 87								
301	H	Denver	82 56	160	A	Oral Roberts	65 81								

Non-Div I Games: St. Mary (KS) 115 51

South Dakota

Loss, Non-Conf, S Site, H Home A Away N Neutral

Average RPI Win:	212	WON-LOST	WINNING	LAST 10	STRENGTH OF	OPP. STRENGTH	TEAM	ADJ.	CONF.	ADJ CONF.
Average RPI Loss:	125	RECORD	PCT. RANK	GAMES	SCHEDULE	OF SCHEDULE	RPI	RPI	RPI	RPI
DIV. I ONLY	20- 6	35	10- 0	198	189	78	78	23	23	
DIV. I NON-CONF.	8- 5	123	0- 0	194	140	132	132	24	24	
TOTALS	RPI 1-25	RPI 26-50	W-L RECORDS	RPI 51-100	RPI 101-150	RPI 150+				
20- 6	0- 1	0- 0	OVERALL	2- 1	0- 2	18- 2				
12- 2	0- 0	0- 0	HOME	1- 1	0- 0	11- 1				
8- 3	0- 0	0- 0	AWAY	1- 0	0- 2	7- 1				
0- 1	0- 1	0- 0	NEUTRAL	0- 0	0- 0	0- 0				
8- 5	0- 1	0- 0	NON-CONFERENCE	1- 0	0- 2	7- 2				
6- 1	0- 0	0- 0	HOME	1- 0	0- 0	5- 1				
2- 3	0- 0	0- 0	AWAY	0- 0	0- 2	2- 1				
0- 1	0- 1	0- 0	NEUTRAL	0- 0	0- 0	0- 0				
12- 1	0- 0	0- 0	CONFERENCE	1- 1	0- 0	11- 0				
6- 1	0- 0	0- 0	HOME	0- 1	0- 0	6- 0				
6- 0	0- 0	0- 0	AWAY	1- 0	0- 0	5- 0				
0- 0	0- 0	0- 0	NEUTRAL	0- 0	0- 0	0- 0				

RPI 1-25				RPI 26-50				RPI 51-100				Team's RPI: 78	RPI 101+			
RPI	S	Opponent	Score	RPI	S	Opponent	Score	RPI	S	Opponent	Score		RPI	S	Opponent	Score
15	N	North Carolina	36 65					84	A	Albany (NY)	52 44		117	A	Yale	55 57
								84	H	Albany (NY)	43 49		140	A	Bryant	52 65
								99	H	Boston College	69 64		158	H	Harvard	65 46
													162	A	Hartford	68 57
													162	H	Hartford	63 45
													164	A	Central Conn. St.	72 58
													168	A	William & Mary	54 51
													173	H	Dartmouth	53 38
													185	A	Stony Brook	58 55
													185	H	Stony Brook	57 49
													195	H	Sacred Heart	58 59
													198	A	Massachusetts	60 68
													209	H	New Hampshire	87 56
													229	H	Brown	58 53
													232	A	UMass Lowell	74 46
													232	H	UMass Lowell	68 54
													274	A	UMBC	56 42
													293	H	Northeastern	60 51
													303	A	Vermont	57 54
													303	H	Vermont	74 46
													312	H	LIU Brooklyn	65 59
													321	H	Binghamton	70 48
LAST 12 Division I GAMES:																
				303	A	Vermont	57 54					274	A	UMBC	56 42	
				185	H	Stony Brook	57 49					303	H	Vermont	74 46	
				232	A	UMass Lowell	74 46					321	H	Binghamton	70 48	
				162	H	Hartford	63 45					185	A	Stony Brook	58 55	
				84	A	Albany (NY)	52 44					232	H	UMass Lowell	68 54	
				209	H	New Hampshire	87 56					162	A	Hartford	68 57	

Non-Div I Games:

Maine

■ Loss,
■ Non-Conf,
■ S Site,
■ H Home
■ A Away
N Neutral

Average RPI Win: 222	WON-LOST	WINNING	LAST 10	STRENGTH OF	OPP. STRENGTH	TEAM	ADJ.	CONF.	ADJ CONF.
Average RPI Loss: 93	RECORD	PCT. RANK	GAMES	SCHEDULE	OF SCHEDULE	RPI	RPI	RPI	RPI
DIV. I ONLY	18- 8	62	8- 2	135	166	79	79	18	18
DIV. I NON-CONF.	5- 6	177	0- 0	28	110	83	83	20	20
TOTALS	RPI 1-25	RPI 26-50	W-L RECORDS	RPI 51-100	RPI 101-150	RPI 150+			
18- 8	0- 4	1- 0	OVERALL	0- 1	3- 0	14- 3			
7- 4	0- 3	0- 0	HOME	0- 0	1- 0	6- 1			
9- 4	0- 1	0- 0	AWAY	0- 1	1- 0	8- 2			
2- 0	0- 0	1- 0	NEUTRAL	0- 0	1- 0	0- 0			
5- 6	0- 4	1- 0	NON-CONFERENCE	0- 0	1- 0	3- 2			
1- 3	0- 3	0- 0	HOME	0- 0	0- 0	1- 0			
2- 3	0- 1	0- 0	AWAY	0- 0	0- 0	2- 2			
2- 0	0- 0	1- 0	NEUTRAL	0- 0	1- 0	0- 0			
13- 2	0- 0	0- 0	CONFERENCE	0- 1	2- 0	11- 1			
6- 1	0- 0	0- 0	HOME	0- 0	1- 0	5- 1			
7- 1	0- 0	0- 0	AWAY	0- 1	1- 0	6- 0			
0- 0	0- 0	0- 0	NEUTRAL	0- 0	0- 0	0- 0			

RPI 1-25				RPI 26-50				RPI 51-100 Team's RPI: 79				RPI 101+			
RPI	S	Opponent	Score	RPI	S	Opponent	Score	RPI	S	Opponent	Score	RPI	S	Opponent	Score
5	A	Maryland	50 94	39	N	Gonzaga	59 56	97	A	Army	60 68	104	A	Lehigh	75 73
17	H	Princeton	56 63									104	H	Lehigh	74 64
18	H	George Washington	52 63									142	N	Oregon	72 64
20	H	James Madison	65 69									157	A	Bucknell	60 55
												184	A	Holy Cross	74 63
												184	H	Holy Cross	61 67
												197	H	Navy	59 49
												198	A	Massachusetts	61 71
												205	A	Wake Forest	64 77
												213	A	Lafayette	74 58
												213	H	Lafayette	63 44
												264	A	Loyola Maryland	55 44
												264	H	Loyola Maryland	62 50
												274	H	UMBC	77 51
												279	A	Colgate	66 58
												279	H	Colgate	75 46
												314	A	Boston U.	58 50
												314	H	Boston U.	75 45
												322	A	Manhattan	60 52
												328	A	UMES	64 52
LAST 12 Division I GAMES:															
314	A	Boston U.	58 50	197	H	Navy	59 49								
213	A	Lafayette	74 58	97	A	Army	60 68								
104	H	Lehigh	74 64	314	H	Boston U.	75 45								
279	H	Colgate	75 46	213	H	Lafayette	63 44								
264	A	Loyola Maryland	55 44	104	A	Lehigh	75 73								
184	H	Holy Cross	61 67	279	A	Colgate	66 58								

Non-Div I Games:

American

■ Loss,
 ■ Non-Conf,
 ■ S Site,
 ■ Home
 ■ A Away
 N Neutral

Average RPI Win:	171	WON-LOST	WINNING	LAST 10	STRENGTH OF	OPP. STRENGTH	TEAM	ADJ.	CONF.	ADJ CONF.
Average RPI Loss:	46	RECORD	PCT. RANK	GAMES	SCHEDULE	OF SCHEDULE	RPI	RPI	RPI	RPI
DIV. I ONLY	14- 11	139	4- 6	62	27	80	80	5	5	
DIV. I NON-CONF.	8- 3	71	0- 0	133	54	58	58	4	4	
TOTALS	RPI 1-25	RPI 26-50	W-L RECORDS	RPI 51-100	RPI 101-150	RPI 150+				
14- 11	0- 5	1- 2	OVERALL	1- 3	5- 1	7- 0				
7- 5	0- 2	0- 1	HOME	1- 2	3- 0	3- 0				
6- 6	0- 3	1- 1	AWAY	0- 1	2- 1	3- 0				
1- 0	0- 0	0- 0	NEUTRAL	0- 0	0- 0	1- 0				
8- 3	0- 1	0- 1	NON-CONFERENCE	1- 1	2- 0	5- 0				
4- 1	0- 0	0- 0	HOME	1- 1	1- 0	2- 0				
3- 2	0- 1	0- 1	AWAY	0- 0	1- 0	2- 0				
1- 0	0- 0	0- 0	NEUTRAL	0- 0	0- 0	1- 0				
6- 8	0- 4	1- 1	CONFERENCE	0- 2	3- 1	2- 0				
3- 4	0- 2	0- 1	HOME	0- 1	2- 0	1- 0				
3- 4	0- 2	1- 0	AWAY	0- 1	1- 1	1- 0				
0- 0	0- 0	0- 0	NEUTRAL	0- 0	0- 0	0- 0				

RPI 1-25				RPI 26-50				RPI 51-100				RPI 101+			
RPI	S	Opponent	Score	RPI	S	Opponent	Score	RPI	S	Opponent	Score	RPI	S	Opponent	Score
4	A	South Carolina	61 70	31	A	California	65 54	51	H	Oklahoma St.	62 66	106	A	Long Beach St.	90 85
9	A	Oregon St.	35 68	31	H	California	53 67	54	H	Fresno St.	68 50	109	H	CSUN	85 74
9	H	Oregon St.	66 76	45	A	St. Mary's (CA)	58 64	89	A	UCLA	60 71	128	A	Colorado	81 61
21	A	Stanford	60 79					89	H	UCLA	52 59	128	H	Colorado	66 51
21	H	Stanford	60 71									142	A	Oregon	57 63
												142	H	Oregon	70 54
												154	H	Sacramento St.	101 99
												241	A	Utah	46 43
												241	H	Utah	73 54
												242	A	SMU	64 57
												249	A	Davidson	99 64
												282	H	Loyola Marymount	96 54
												291	N	Sam Houston St.	88 67
LAST 12 Division I GAMES:															
				31	A	California	65 54	21	H	Stanford	60 71				
				21	A	Stanford	60 79	31	H	California	53 67				
				128	H	Colorado	66 51	89	A	UCLA	60 71				
				241	H	Utah	73 54	241	A	Utah	46 43				
				142	A	Oregon	57 63	128	A	Colorado	81 61				
				9	A	Oregon St.	35 68	9	H	Oregon St.	66 76				

Non-Div I Games:

Southern California

■ Loss,
 ■ Non-Conf,
 ■ S Site,
 ■ H Home
 ■ A Away
 N Neutral

Average RPI Win:	212	WON-LOST	WINNING	LAST 10	STRENGTH OF	OPP. STRENGTH	TEAM	ADJ.	CONF.	ADJ CONF.
Average RPI Loss:	134	RECORD	PCT. RANK	GAMES	SCHEDULE	OF SCHEDULE	RPI	RPI	RPI	RPI
DIV. I ONLY	17- 7	55	8- 2	168	224	81	81	17	17	
DIV. I NON-CONF.	6- 4	132	0- 0	234	277	157	157	17	17	
TOTALS	RPI 1-25	RPI 26-50	W-L RECORDS	RPI 51-100	RPI 101-150	RPI 150+				
17- 7	0- 1	3- 1	OVERALL	0- 0	1- 2	13- 3				
10- 2	0- 0	1- 1	HOME	0- 0	0- 0	9- 1				
7- 5	0- 1	2- 0	AWAY	0- 0	1- 2	4- 2				
0- 0	0- 0	0- 0	NEUTRAL	0- 0	0- 0	0- 0				
6- 4	0- 1	0- 1	NON-CONFERENCE	0- 0	0- 1	6- 1				
4- 1	0- 0	0- 1	HOME	0- 0	0- 0	4- 0				
2- 3	0- 1	0- 0	AWAY	0- 0	0- 1	2- 1				
0- 0	0- 0	0- 0	NEUTRAL	0- 0	0- 0	0- 0				
11- 3	0- 0	3- 0	CONFERENCE	0- 0	1- 1	7- 2				
6- 1	0- 0	1- 0	HOME	0- 0	0- 0	5- 1				
5- 2	0- 0	2- 0	AWAY	0- 0	1- 1	2- 1				
0- 0	0- 0	0- 0	NEUTRAL	0- 0	0- 0	0- 0				

RPI 1-25				RPI 26-50				RPI 51-100				Team's RPI: 81		RPI 101+			
RPI	S	Opponent	Score	RPI	S	Opponent	Score	RPI	S	Opponent	Score	RPI	S	Opponent	Score		
16	A	FGCU	62 78	30	H	Mississippi St.	46 73					103	A	Ole Miss	66 68		
				33	A	Western Ky.	63 61					111	A	Louisiana Tech	79 77		
				50	A	Middle Tenn.	77 75					132	A	Marshall	65 67		
				50	H	Middle Tenn.	70 65					161	H	Old Dominion	70 53		
												177	H	UTSA	69 60		
												203	A	UAB	49 62		
												203	H	UAB	44 39		
												204	H	N.C. A&T	72 48		
												211	A	McNeese St.	55 57		
												222	A	Nicholls St.	89 57		
												231	A	Fla. Atlantic	67 65		
												243	H	UTEP	59 71		
												253	H	Austin Peay	80 71		
												258	H	Rice	65 54		
												317	H	North Texas	67 55		
												318	A	South Ala.	64 53		
												333	A	FIU	78 65		
												335	H	Tennessee Tech	80 58		
												348	H	Mississippi Val.	69 51		
LAST 12 Division I GAMES:																	
				161	H	Old Dominion	70 53					132	A	Marshall	65 67		
				231	A	Fla. Atlantic	67 65					317	H	North Texas	67 55		
				333	A	FIU	78 65					258	H	Rice	65 54		
				203	H	UAB	44 39					203	A	UAB	49 62		
				50	H	Middle Tenn.	70 65					50	A	Middle Tenn.	77 75		
				33	A	Western Ky.	63 61					243	H	UTEP	59 71		

Non-Div I Games: William Carey 98 45

Southern Miss.

Average RPI Win: 171		WON-LOST	WINNING	LAST 10	STRENGTH OF	OPP. STRENGTH	TEAM	ADJ.	CONF.	ADJ CONF.
Average RPI Loss: 93		RECORD	PCT. RANK	GAMES	SCHEDULE	OF SCHEDULE	RPI	RPI	RPI	RPI
DIV. I ONLY		16- 10	102	7- 3	101	65	82	82	10	10
DIV. I NON-CONF.		6- 6	158	1- 0	78	16	96	96	9	9
TOTALS		RPI 1-25	RPI 26-50		W-L RECORDS		RPI 51-100	RPI 101-150		RPI 150+
16- 10	0- 2	0- 2		OVERALL		5- 2	1- 2		10- 2	
9- 2	0- 0	0- 1		HOME		3- 0	1- 0		5- 1	
6- 5	0- 0	0- 1		AWAY		2- 1	0- 2		4- 1	
1- 3	0- 2	0- 0		NEUTRAL		0- 1	0- 0		1- 0	
6- 6	0- 2	0- 1		NON-CONFERENCE		2- 1	0- 1		4- 1	
3- 1	0- 0	0- 0		HOME		1- 0	0- 0		2- 1	
2- 2	0- 0	0- 1		AWAY		1- 0	0- 1		1- 0	
1- 3	0- 2	0- 0		NEUTRAL		0- 1	0- 0		1- 0	
10- 4	0- 0	0- 1		CONFERENCE		3- 1	1- 1		6- 1	
6- 1	0- 0	0- 1		HOME		2- 0	1- 0		3- 0	
4- 3	0- 0	0- 0		AWAY		1- 1	0- 1		3- 1	
0- 0	0- 0	0- 0		NEUTRAL		0- 0	0- 0		0- 0	

RPI 1-25				RPI 26-50				RPI 51-100				Team's RPI: 82	RPI 101+			
RPI	S	Opponent	Score	RPI	S	Opponent	Score	RPI	S	Opponent	Score		RPI	S	Opponent	Score
10	N	Arizona St.	46 51	26	A	Chattanooga	45 49	57	A	DePaul	47 49		114	A	Saint Joseph's	54 58
25	N	South Fla.	56 57	44	H	Seton Hall	56 59	57	H	DePaul	79 76		121	A	Butler	58 72
								66	A	Penn	70 44		121	H	Butler	63 52
								72	A	Creighton	65 61		151	H	Temple	64 59
								75	H	North Carolina St.	74 65		178	H	La Salle	70 36
								88	H	St. John's (NY)	81 69		181	A	Xavier	54 34
								95	N	Georgia Tech	63 71		181	H	Xavier	64 48
													192	A	Cal St. Fullerton	50 43
													195	H	Sacred Heart	49 72
													238	A	Providence	49 51
													263	A	Marquette	75 59
													263	H	Marquette	68 48
													277	N	Col. of Charleston	60 41
													286	A	Georgetown	64 48
													286	H	Georgetown	69 57
LAST 12 Division I GAMES:																
				181	H	Xavier	64 48					44	H	Seton Hall	56 59	
				121	H	Butler	63 52					66	A	Penn	70 44	
				286	A	Georgetown	64 48					181	A	Xavier	54 34	
				57	A	DePaul	47 49					121	A	Butler	58 72	
				263	A	Marquette	75 59					286	H	Georgetown	69 57	
				88	H	St. John's (NY)	81 69					72	A	Creighton	65 61	

Non-Div I Games:

Villanova

■ Loss,
■ Non-Conf, S Site,
■ Home
■ Away
N Neutral

Average RPI Win:	179	WON-LOST	WINNING	LAST 10	STRENGTH OF	OPP. STRENGTH	TEAM	ADJ.	CONF.	ADJ CONF.
Average RPI Loss:	75	RECORD	PCT. RANK	GAMES	SCHEDULE	OF SCHEDULE	RPI	RPI	RPI	RPI
DIV. I ONLY	17- 9	81	6- 4	86	102	83	83	6	6	
DIV. I NON-CONF.	8- 5	123	0- 0	97	221	100	100	6	6	
TOTALS	RPI 1-25	RPI 26-50	W-L RECORDS	RPI 51-100	RPI 101-150	RPI 150+				
17- 9	0- 2	0- 3	OVERALL	1- 1	6- 1	10- 2				
9- 5	0- 2	0- 2	HOME	1- 0	4- 0	4- 1				
7- 3	0- 0	0- 0	AWAY	0- 0	2- 0	5- 0				
1- 1	0- 0	0- 0	NEUTRAL	0- 1	0- 0	1- 0				
8- 5	0- 1	0- 2	NON-CONFERENCE	0- 1	1- 0	7- 1				
4- 3	0- 1	0- 1	HOME	0- 0	1- 0	3- 1				
3- 1	0- 0	0- 1	AWAY	0- 0	0- 0	3- 0				
1- 1	0- 0	0- 0	NEUTRAL	0- 1	0- 0	1- 0				
9- 4	0- 1	0- 1	CONFERENCE	1- 0	5- 1	3- 1				
5- 2	0- 1	0- 1	HOME	1- 0	3- 0	1- 0				
4- 2	0- 0	0- 0	AWAY	0- 0	2- 1	2- 1				
0- 0	0- 0	0- 0	NEUTRAL	0- 0	0- 0	0- 0				

RPI 1-25				RPI 26-50				RPI 51-100 Team's RPI: 83				RPI 101+			
RPI	S	Opponent	Score	RPI	S	Opponent	Score	RPI	S	Opponent	Score	RPI	S	Opponent	Score
14	H	Dayton	45 59	29	A	Syracuse	42 59	73	N	Drake	56 62	108	H	Hofstra	60 46
17	H	Princeton	53 67	44	H	Seton Hall	43 56	91	H	Richmond	65 64	114	A	Saint Joseph's	48 47
				49	H	Duquesne	46 56					114	H	Saint Joseph's	57 47
												118	A	Rhode Island	56 71
												123	A	St. Bonaventure	72 62
												123	H	St. Bonaventure	54 51
												125	H	VCU	60 51
												151	A	Temple	71 64
												156	A	Saint Louis	50 54
												164	A	Central Conn. St.	72 36
												172	H	Savannah St.	63 53
												175	A	Delaware	49 44
												176	H	Iona	51 72
												178	A	La Salle	70 59
												198	H	Massachusetts	65 42
												249	A	Davidson	66 45
												297	H	Mt. St. Mary's	61 37
												322	H	Manhattan	70 41
												339	N	Incarinate Word	74 42
LAST 12 Division I GAMES:															
14	H	Dayton	45 59	156	A	Saint Louis	50 54								
118	A	Rhode Island	56 71	198	H	Massachusetts	65 42								
114	A	Saint Joseph's	48 47	125	H	VCU	60 51								
123	H	St. Bonaventure	54 51	114	H	Saint Joseph's	57 47								
49	H	Duquesne	46 56	123	A	St. Bonaventure	72 62								
249	A	Davidson	66 45	178	A	La Salle	70 59								

Non-Div I Games:

Fordham

■ Loss,
 ■ Non-Conf, S Site,
 ■ Home
 ■ Away
 N Neutral

Average RPI Win:	233	WON-LOST	WINNING	LAST 10	STRENGTH OF	OPP. STRENGTH	TEAM	ADJ.	CONF.	ADJ CONF.
Average RPI Loss:	97	RECORD	PCT. RANK	GAMES	SCHEDULE	OF SCHEDULE	RPI	RPI	RPI	RPI
DIV. I ONLY	19- 7	45	9- 1	210	181	84	84	23	23	
DIV. I NON-CONF.	7- 6	154	0- 0	201	94	122	122	24	24	
TOTALS	RPI 1-25	RPI 26-50	W-L RECORDS	RPI 51-100	RPI 101-150	RPI 150+				
19- 7	0- 1	0- 2	OVERALL	1- 1	0- 2	18- 1				
7- 3	0- 0	0- 0	HOME	0- 1	0- 1	7- 1				
12- 4	0- 1	0- 2	AWAY	1- 0	0- 1	11- 0				
0- 0	0- 0	0- 0	NEUTRAL	0- 0	0- 0	0- 0				
7- 6	0- 1	0- 2	NON-CONFERENCE	0- 0	0- 2	7- 1				
1- 2	0- 0	0- 0	HOME	0- 0	0- 1	1- 1				
6- 4	0- 1	0- 2	AWAY	0- 0	0- 1	6- 0				
0- 0	0- 0	0- 0	NEUTRAL	0- 0	0- 0	0- 0				
12- 1	0- 0	0- 0	CONFERENCE	1- 1	0- 0	11- 0				
6- 1	0- 0	0- 0	HOME	0- 1	0- 0	6- 0				
6- 0	0- 0	0- 0	AWAY	1- 0	0- 0	5- 0				
0- 0	0- 0	0- 0	NEUTRAL	0- 0	0- 0	0- 0				

RPI 1-25				RPI 26-50				RPI 51-100				Team's RPI: 84	RPI 101+			
RPI	S	Opponent	Score	RPI	S	Opponent	Score	RPI	S	Opponent	Score		RPI	S	Opponent	Score
15	A	North Carolina	56 71	32	A	Quinnipiac	62 66	78	A	Maine	49 43		108	H	Hofstra	55 65
				33	A	Western Ky.	54 63	78	H	Maine	44 52		122	A	Marist	58 61
													162	H	Hartford	82 58
													185	H	Stony Brook	69 59
													187	A	Siena	76 57
													192	A	Cal St. Fullerton	71 49
													200	A	Penn St.	54 53
													209	A	New Hampshire	74 48
													209	H	New Hampshire	76 65
													216	A	Pepperdine	62 36
													232	A	UMass Lowell	78 50
													232	H	UMass Lowell	93 57
													251	A	Canisius	64 59
													274	A	UMBC	72 62
													274	H	UMBC	84 68
													279	A	Colgate	67 48
													293	H	Northeastern	67 70
													296	H	St. Francis Brooklyn	90 47
													303	A	Vermont	89 48
													321	A	Binghamton	82 49
													321	H	Binghamton	75 53
LAST 12 Division I GAMES:																
				274	H	UMBC	84 68						162	H	Hartford	82 58
				321	H	Binghamton	75 53						274	A	UMBC	72 62
				232	H	UMass Lowell	93 57						185	H	Stony Brook	69 59
				209	A	New Hampshire	74 48						321	A	Binghamton	82 49
				78	H	Maine	44 52						232	A	UMass Lowell	78 50
				303	A	Vermont	89 48						209	H	New Hampshire	76 65

Non-Div I Games:

Albany (NY)

■ Loss,
■ Non-Conf, S Site,
■ Home
■ Away
N Neutral

Average RPI Win:	209	WON-LOST	WINNING	LAST 10	STRENGTH OF	OPP. STRENGTH	TEAM	ADJ.	CONF.	ADJ CONF.
Average RPI Loss:	92	RECORD	PCT. RANK	GAMES	SCHEDULE	OF SCHEDULE	RPI	RPI	RPI	RPI
DIV. I ONLY	14- 8	94	7- 3	141	157	85	85	16	16	
DIV. I NON-CONF.	5- 4	139	0- 0	231	81	116	116	18	18	
TOTALS	RPI 1-25	RPI 26-50	W-L RECORDS	RPI 51-100	RPI 101-150	RPI 150+				
14- 8	0- 0	0- 2	OVERALL	2- 2	3- 3	9- 1				
7- 2	0- 0	0- 0	HOME	2- 0	2- 2	3- 0				
6- 6	0- 0	0- 2	AWAY	0- 2	1- 1	5- 1				
1- 0	0- 0	0- 0	NEUTRAL	0- 0	0- 0	1- 0				
5- 4	0- 0	0- 2	NON-CONFERENCE	0- 1	0- 0	5- 1				
2- 0	0- 0	0- 0	HOME	0- 0	0- 0	2- 0				
2- 4	0- 0	0- 2	AWAY	0- 1	0- 0	2- 1				
1- 0	0- 0	0- 0	NEUTRAL	0- 0	0- 0	1- 0				
9- 4	0- 0	0- 0	CONFERENCE	2- 1	3- 3	4- 0				
5- 2	0- 0	0- 0	HOME	2- 0	2- 2	1- 0				
4- 2	0- 0	0- 0	AWAY	0- 1	1- 1	3- 0				
0- 0	0- 0	0- 0	NEUTRAL	0- 0	0- 0	0- 0				

RPI 1-25				RPI 26-50				RPI 51-100				Team's RPI: 85				RPI 101+			
RPI	S	Opponent	Score	RPI	S	Opponent	Score	RPI	S	Opponent	Score	RPI	S	Opponent	Score	RPI	S	Opponent	Score
27	A	Green Bay	55 70	40	A	Ohio St.	46 83	52	A	Michigan	47 74	65	A	Akron	66 69	116	H	Toledo	46 65
								65	H	Akron	67 61	126	A	Ball St.	36 54	127	A	Buffalo	62 59
								71	H	Ohio	61 51	127	H	Buffalo	44 54	141	H	Central Mich.	69 64
												144	H	Eastern Mich.	83 56	184	N	Holy Cross	51 40
												185	A	Stony Brook	55 59	198	H	Massachusetts	63 41
												240	A	Detroit	71 57	252	A	Northern Ill.	60 51
												267	H	North Dakota St.	74 59	281	H	Bowling Green	82 52
												300	A	Kent St.	78 55	306	A	Miami (OH)	61 53
												343	A	Chicago St.	73 43				
LAST 12 Division I GAMES:																			
127	H	Buffalo	44 54	300	A	Kent St.	78 55												
252	A	Northern Ill.	60 51	281	H	Bowling Green	82 52												
141	H	Central Mich.	69 64	116	H	Toledo	46 65												
65	A	Akron	66 69	127	A	Buffalo	62 59												
306	A	Miami (OH)	61 53	126	A	Ball St.	36 54												
144	H	Eastern Mich.	83 56	71	H	Ohio	61 51												

Non-Div I Games: Kentucky St. 70 45 Trine 81 45

Western Mich.

RPI 1-25			
RPI	S	Opponent	Score
4	N	South Carolina	44 84
RPI 26-50			
RPI	S	Opponent	Score
37	A	Minnesota	60 74
RPI 51-100 Team's RPI: 86			
RPI	S	Opponent	Score
75	A	North Carolina St.	64 67
RPI 101+			
RPI	S	Opponent	Score
114	H	Saint Joseph's	76 75
119	A	Elon	62 73
125	H	VCU	69 53
193	A	High Point	58 41
193	H	High Point	64 47
200	N	Penn. St.	80 68
202	A	Radford	72 63
202	H	Radford	75 39
210	A	Winthrop	58 63
218	H	Charlotte	77 79
219	H	Campbell	64 40
235	A	Georgia St.	73 71
239	A	Presbyterian	63 41
239	H	Presbyterian	59 42
289	A	Gardner-Webb	61 48
289	H	Gardner-Webb	56 47
320	A	Coastal Caro.	66 47
320	H	Coastal Caro.	78 64
325	A	UNC Asheville	67 55
325	H	UNC Asheville	62 58
346	A	Longwood	65 60
346	H	Longwood	70 48
349	A	Charleston So.	86 51
LAST 12 Division I GAMES:			
235	A	Georgia St.	73 71
346	A	Longwood	65 60
239	A	Presbyterian	63 41
320	H	Coastal Caro.	78 64
289	A	Gardner-Webb	61 48
202	H	Radford	75 39
193	A	High Point	58 41
325	H	UNC Asheville	62 58
219	H	Campbell	64 40
210	A	Winthrop	58 63
349	A	Charleston So.	86 51
346	H	Longwood	70 48

Liberty

Average RPI Win:	200	WON-LOST	WINNING	LAST 10	STRENGTH OF	OPP. STRENGTH	TEAM	ADJ.	CONF.	ADJ CONF.
Average RPI Loss:	74	RECORD	PCT. RANK	GAMES	SCHEDULE	OF SCHEDULE	RPI	RPI	RPI	RPI
DIV. I ONLY	16- 7	59	6- 0	150	121	87	87	15	15	
DIV. I NON-CONF.	6- 5	145	1- 0	117	95	135	135	15	15	
TOTALS	RPI 1-25	RPI 26-50	W-L RECORDS	RPI 51-100	RPI 101-150	RPI 150+				
16- 7	0- 2	0- 1	OVERALL	2- 1	4- 2	10- 1				
9- 4	0- 2	0- 1	HOME	0- 1	3- 0	6- 0				
7- 3	0- 0	0- 0	AWAY	2- 0	1- 2	4- 1				
0- 0	0- 0	0- 0	NEUTRAL	0- 0	0- 0	0- 0				
6- 5	0- 2	0- 1	NON-CONFERENCE	1- 1	0- 1	5- 0				
3- 4	0- 2	0- 1	HOME	0- 1	0- 0	3- 0				
3- 1	0- 0	0- 0	AWAY	1- 0	0- 1	2- 0				
0- 0	0- 0	0- 0	NEUTRAL	0- 0	0- 0	0- 0				
10- 2	0- 0	0- 0	CONFERENCE	1- 0	4- 1	5- 1				
6- 0	0- 0	0- 0	HOME	0- 0	3- 0	3- 0				
4- 2	0- 0	0- 0	AWAY	1- 0	1- 1	2- 1				
0- 0	0- 0	0- 0	NEUTRAL	0- 0	0- 0	0- 0				

RPI 1-25				RPI 26-50				RPI 51-100 Team's RPI: 87				RPI 101+			
RPI	S	Opponent	Score	RPI	S	Opponent	Score	RPI	S	Opponent	Score	RPI	S	Opponent	Score
15	H	North Carolina	65 74	31	H	California	72 79	58	H	Pacific	61 69	106	H	Long Beach St.	72 64
21	H	Stanford	73 86					69	A	Colorado St.	63 58	109	A	CSUN	46 53
								100	A	UC Davis	58 53	109	H	CSUN	64 49
												129	A	Bakersfield	69 78
												131	A	UC Riverside	72 69
												131	H	UC Riverside	69 58
												153	A	Cal Poly	65 70
												153	H	Cal Poly	79 64
												192	A	Cal St. Fullerton	54 43
												224	H	Prairie View	72 58
												227	H	UNLV	79 70
												269	A	UC Irvine	85 50
												269	H	UC Irvine	75 37
												282	A	Loyola Marymount	85 76
												301	A	Denver	60 58
												304	H	UNC Greensboro	74 54
												336	H	UC Santa Barbara	60 43
LAST 12 Division I GAMES:															
224	H	Prairie View	72 58	109	H	CSUN	64 49								
269	H	UC Irvine	75 37	106	H	Long Beach St.	72 64								
192	A	Cal St. Fullerton	54 43	269	A	UC Irvine	85 50								
131	A	UC Riverside	72 69	100	A	UC Davis	58 53								
153	H	Cal Poly	79 64	131	H	UC Riverside	69 58								
336	H	UC Santa Barbara	60 43	109	A	CSUN	46 53								

Non-Div I Games: BYU-Hawaii 92 40 Hawaii Pacific 76 68

Hawaii

Loss, Non-Conf, S Site, H Home A Away N Neutral

Average RPI Win:	201	WON-LOST	WINNING	LAST 10	STRENGTH OF	OPP. STRENGTH	TEAM	ADJ.	CONF.	ADJ CONF.
Average RPI Loss:	75	RECORD	PCT. RANK	GAMES	SCHEDULE	OF SCHEDULE	RPI	RPI	RPI	RPI
DIV. I ONLY	17- 8	74	5- 5	136	101	88	88	10	10	
DIV. I NON-CONF.	9- 2	35	0- 1	158	183	67	67	9	9	
TOTALS	RPI 1-25	RPI 26-50	W-L RECORDS	RPI 51-100	RPI 101-150	RPI 150+				
17- 8	1- 1	1- 1	OVERALL	1- 4	2- 1	12- 1				
10- 4	0- 0	1- 0	HOME	0- 2	0- 1	9- 1				
7- 3	1- 0	0- 1	AWAY	1- 2	2- 0	3- 0				
0- 1	0- 1	0- 0	NEUTRAL	0- 0	0- 0	0- 0				
9- 2	1- 1	0- 0	NON-CONFERENCE	0- 0	2- 0	6- 1				
6- 1	0- 0	0- 0	HOME	0- 0	0- 0	6- 1				
3- 0	1- 0	0- 0	AWAY	0- 0	2- 0	0- 0				
0- 1	0- 1	0- 0	NEUTRAL	0- 0	0- 0	0- 0				
8- 6	0- 0	1- 1	CONFERENCE	1- 4	0- 1	6- 0				
4- 3	0- 0	1- 0	HOME	0- 2	0- 1	3- 0				
4- 3	0- 0	0- 1	AWAY	1- 2	0- 0	3- 0				
0- 0	0- 0	0- 0	NEUTRAL	0- 0	0- 0	0- 0				

RPI 1-25				RPI 26-50				RPI 51-100				RPI 101+			
RPI	S	Opponent	Score	RPI	S	Opponent	Score	RPI	S	Opponent	Score	RPI	S	Opponent	Score
6	N	UConn	54 70	44	A	Seton Hall	73 78	57	A	DePaul	55 82	117	A	Yale	61 50
25	A	South Fla.	55 52	44	H	Seton Hall	59 50	57	H	DePaul	75 84	121	H	Butler	50 55
								72	A	Creighton	61 38	122	A	Marist	49 48
								72	H	Creighton	50 75	155	H	Florida	72 66
								82	A	Villanova	69 81	163	H	Indiana St.	67 73
												181	H	Xavier	65 42
												191	H	Auburn	56 49
												238	A	Providence	68 52
												238	H	Providence	70 49
												260	H	UCF	62 48
												263	A	Marquette	64 52
												263	H	Marquette	67 52
												286	A	Georgetown	74 57
												308	H	NJIT	66 42
												321	H	Binghamton	67 51
												327	H	Wagner	71 49
LAST 12 Division I GAMES:															
57	A	DePaul	55 82	286	A	Georgetown	74 57								
263	A	Marquette	64 52	263	H	Marquette	67 52								
238	H	Providence	70 49	57	H	DePaul	75 84								
72	H	Creighton	50 75	72	A	Creighton	61 38								
44	A	Seton Hall	73 78	121	H	Butler	50 55								
82	A	Villanova	69 81	6	N	UConn	54 70								

Non-Div I Games:

St. John's (NY)

■ Loss,
 ■ Non-Conf, S Site,
 ■ Home
 ■ Away
 N Neutral

Average RPI Win:	164	WON-LOST	WINNING	LAST 10	STRENGTH OF	OPP. STRENGTH	TEAM	ADJ.	CONF.	ADJ CONF.
Average RPI Loss:	37	RECORD	PCT. RANK	GAMES	SCHEDULE	OF SCHEDULE	RPI	RPI	RPI	RPI
DIV. I ONLY	10- 15	231	2- 5	5	16	89	89	5	5	
DIV. I NON-CONF.	4- 7	220	1- 1	3	13	90	90	4	4	
TOTALS	RPI 1-25	RPI 26-50	W-L RECORDS	RPI 51-100	RPI 101-150	RPI 150+				
10- 15	0- 9	0- 4	OVERALL	2- 0	3- 2	5- 0				
6- 7	0- 4	0- 2	HOME	1- 0	2- 1	3- 0				
3- 6	0- 4	0- 1	AWAY	1- 0	1- 1	1- 0				
1- 2	0- 1	0- 1	NEUTRAL	0- 0	0- 0	1- 0				
4- 7	0- 5	0- 2	NON-CONFERENCE	0- 0	1- 0	3- 0				
3- 3	0- 2	0- 1	HOME	0- 0	1- 0	2- 0				
0- 2	0- 2	0- 0	AWAY	0- 0	0- 0	0- 0				
1- 2	0- 1	0- 1	NEUTRAL	0- 0	0- 0	1- 0				
6- 8	0- 4	0- 2	CONFERENCE	2- 0	2- 2	2- 0				
3- 4	0- 2	0- 1	HOME	1- 0	1- 1	1- 0				
3- 4	0- 2	0- 1	AWAY	1- 0	1- 1	1- 0				
0- 0	0- 0	0- 0	NEUTRAL	0- 0	0- 0	0- 0				

RPI	S	Opponent	Score	RPI	S	Opponent	Score	RPI	S	Opponent	Score	RPI	S	Opponent	Score
3	H	Notre Dame	67 82	31	A	California	64 70	80	A	Southern California	59 52	128	A	Colorado	90 84
6	N	UConn	50 86	31	H	California	57 72	80	H	Southern California	71 60	128	H	Colorado	72 65
9	A	Oregon St.	64 82	34	H	Nebraska	66 71					131	H	UC Riverside	57 43
9	H	Oregon St.	47 65	47	N	Miami (FL)	67 74					142	A	Oregon	65 67
15	A	North Carolina	68 84									142	H	Oregon	46 62
20	A	James Madison	87 91									154	H	Sacramento St.	92 83
21	A	Stanford	50 68									190	N	Samford	71 52
21	H	Stanford	70 79									241	A	Utah	49 46
24	H	Texas	65 75									241	H	Utah	58 45
												270	H	Cincinnati	66 58
LAST 12 Division I GAMES:															
		9	A	Oregon St.	64	82				241	H	Utah	58	45	
		9	H	Oregon St.	47	65				128	H	Colorado	72	65	
		190	N	Samford	71	52				142	A	Oregon	65	67	
		20	A	James Madison	87	91				31	H	California	57	72	
		21	A	Stanford	50	68				21	H	Stanford	70	79	
		31	A	California	64	70				80	H	Southern California	71	60	

Non-Div I Games:

UCLA

Illinois

Through Games Of Feb. 19, 2015

Average RPI Win:	153	WON-LOST	WINNING	LAST 10	STRENGTH OF	OPP. STRENGTH	TEAM	ADJ.	CONF.	ADJ CONF.
Average RPI Loss:	58	RECORD	PCT. RANK	GAMES	SCHEDULE	OF SCHEDULE	RPI	RPI	RPI	RPI
DIV. I ONLY	13- 14	183	2- 8	30	44	90	90	4	4	
DIV. I NON-CONF.	9- 3	60	0- 0	84	135	50	50	2	2	
TOTALS	RPI 1-25	RPI 26-50	W-L RECORDS	RPI 51-100	RPI 101-150	RPI 150+				
13- 14	2- 3	2- 6	OVERALL	0- 2	2- 3	7- 0				
9- 4	1- 0	2- 2	HOME	0- 1	1- 1	5- 0				
3- 8	0- 1	0- 4	AWAY	0- 1	1- 2	2- 0				
1- 2	1- 2	0- 0	NEUTRAL	0- 0	0- 0	0- 0				
9- 3	1- 2	0- 1	NON-CONFERENCE	0- 0	2- 0	6- 0				
6- 0	0- 0	0- 0	HOME	0- 0	1- 0	5- 0				
2- 1	0- 0	0- 1	AWAY	0- 0	1- 0	1- 0				
1- 2	1- 2	0- 0	NEUTRAL	0- 0	0- 0	0- 0				
4- 11	1- 1	2- 5	CONFERENCE	0- 2	0- 3	1- 0				
3- 4	1- 0	2- 2	HOME	0- 1	0- 1	0- 0				
1- 7	0- 1	0- 3	AWAY	0- 1	0- 2	1- 0				
0- 0	0- 0	0- 0	NEUTRAL	0- 0	0- 0	0- 0				

RPI 1-25				RPI 26-50				RPI 51-100				Team's RPI: 90	RPI 101+			
RPI	S	Opponent	Score	RPI	S	Opponent	Score	RPI	S	Opponent	Score		RPI	S	Opponent	Score
5	A	Maryland	54 74	34	A	Nebraska	57 59	52	A	Michigan	57 70		105	A	Michigan St.	56 63
7	H	Iowa	73 61	34	H	Nebraska	53 58	98	H	Purdue	55 62		107	A	Southern Ill.	86 42
12	N	Kentucky	77 71	35	A	Northwestern	58 64						110	H	Virginia	86 63
23	N	Oklahoma	76 78	35	H	Northwestern	67 68						135	H	Wisconsin	62 73
25	N	South Fla.	61 67	36	A	Rutgers	56 80						147	A	Indiana	58 85
				37	H	Minnesota	95 69						159	H	Memphis	60 58
				40	H	Ohio St.	66 55						170	H	Robert Morris	66 48
				44	A	Seton Hall	72 82						200	A	Penn St.	91 76
LAST 12 Division I GAMES:																
				36	A	Rutgers	56 80	34	A	Nebraska	57 59		256	H	Southern U.	62 42
				40	H	Ohio St.	66 55	52	A	Michigan	57 70		257	A	Valparaiso	80 58
				147	A	Indiana	58 85	35	H	Northwestern	67 68		299	H	IPFW	70 63
				35	A	Northwestern	58 64	5	A	Maryland	54 74		330	H	Murray St.	64 44
				37	H	Minnesota	95 69	105	A	Michigan St.	56 63					
				135	H	Wisconsin	62 73	34	H	Nebraska	53 58					

Non-Div I Games:

Illinois

Loss, Non-Conf, S Site, H Home A Away N Neutral

Average RPI Win:	209	WON-LOST	WINNING	LAST 10	STRENGTH OF	OPP. STRENGTH	TEAM	ADJ.	CONF.	ADJ CONF.
Average RPI Loss:	54	RECORD	PCT. RANK	GAMES	SCHEDULE	OF SCHEDULE	RPI	RPI	RPI	RPI
DIV. I ONLY	16- 10	102	7- 3	127	76	91	91	6	6	
DIV. I NON-CONF.	8- 5	123	0- 1	282	74	150	150	6	6	
TOTALS	RPI 1-25	RPI 26-50	W-L RECORDS	RPI 51-100	RPI 101-150	RPI 150+				
16- 10	0- 4	0- 2	OVERALL	0- 3	3- 1	13- 0				
10- 2	0- 1	0- 0	HOME	0- 1	2- 0	8- 0				
6- 6	0- 0	0- 0	AWAY	0- 1	1- 0	5- 0				
0- 2	0- 0	0- 1	NEUTRAL	0- 0	0- 1	0- 0				
8- 5	0- 1	0- 1	NON-CONFERENCE	0- 2	0- 1	8- 0				
4- 1	0- 0	0- 0	HOME	0- 1	0- 0	4- 0				
4- 2	0- 1	0- 0	AWAY	0- 1	0- 0	4- 0				
0- 2	0- 0	0- 1	NEUTRAL	0- 0	0- 1	0- 0				
8- 5	0- 3	0- 1	CONFERENCE	0- 1	3- 0	5- 0				
6- 1	0- 1	0- 0	HOME	0- 0	2- 0	4- 0				
2- 4	0- 2	0- 1	AWAY	0- 1	1- 0	1- 0				
0- 0	0- 0	0- 0	NEUTRAL	0- 0	0- 0	0- 0				

RPI	S	Opponent	Score	RPI	S	Opponent	Score	RPI	S	Opponent	Score	RPI	S	Opponent	Score
14	A	Dayton	41 79	42	N	Arkansas	55 74	66	A	Penn	47 49	118	A	Rhode Island	54 50
14	H	Dayton	62 76	49	A	Duquesne	51 58	83	A	Fordham	64 65	123	H	St. Bonaventure	67 61
18	A	George Washington	67 77					93	H	Hampton	53 64	125	H	VCU	67 63
20	A	James Madison	68 79									141	N	Central Mich.	56 61
												156	H	Saint Louis	75 72
												168	A	William & Mary	59 56
												178	H	La Salle	72 60
												198	H	Massachusetts	64 44
												203	A	UAB	71 65
												205	H	Wake Forest	79 72
												226	H	George Mason	77 49
												238	H	Providence	75 59
												249	A	Davidson	56 48
												250	A	UNCW	77 67
												270	A	Eastern Ky.	70 56
												286	H	Georgetown	65 57
												346	H	Longwood	80 50
LAST 12 Division I GAMES:															
49	A	Duquesne	51 58	14	H	Dayton	62 76								
178	H	La Salle	72 60	198	H	Massachusetts	64 44								
14	A	Dayton	41 79	249	A	Davidson	56 48								
156	H	Saint Louis	75 72	226	H	George Mason	77 49								
125	H	VCU	67 63	66	A	Penn	47 49								
118	A	Rhode Island	54 50	18	A	George Washington	67 77								

Non-Div I Games:

Richmond

■ Loss,
 ■ Non-Conf,
 ■ S Site,
 ■ H Home
 ■ A Away
 N Neutral

Kansas

Through Games Of Feb. 19, 2015

Average RPI Win:	139	WON-LOST	WINNING	LAST 10	STRENGTH OF	OPP. STRENGTH	TEAM	ADJ.	CONF.	ADJ CONF.
Average RPI Loss:	52	RECORD	PCT. RANK	GAMES	SCHEDULE	OF SCHEDULE	RPI	RPI	RPI	RPI
DIV. I ONLY	13- 14	183	4- 6	21	26	92	92	1	1	
DIV. I NON-CONF.	9- 4	84	0- 0	95	89	80	80	1	1	
TOTALS	RPI 1-25	RPI 26-50	W-L RECORDS	RPI 51-100	RPI 101-150	RPI 150+				
13- 14	0- 6	2- 0	OVERALL	3- 7	2- 1	6- 0				
11- 6	0- 3	1- 0	HOME	3- 2	1- 1	6- 0				
2- 7	0- 2	1- 0	AWAY	0- 5	1- 0	0- 0				
0- 1	0- 1	0- 0	NEUTRAL	0- 0	0- 0	0- 0				
9- 4	0- 1	1- 0	NON-CONFERENCE	2- 2	0- 1	6- 0				
9- 1	0- 0	1- 0	HOME	2- 0	0- 1	6- 0				
0- 2	0- 0	0- 0	AWAY	0- 2	0- 0	0- 0				
0- 1	0- 1	0- 0	NEUTRAL	0- 0	0- 0	0- 0				
4- 10	0- 5	1- 0	CONFERENCE	1- 5	2- 0	0- 0				
2- 5	0- 3	0- 0	HOME	1- 2	1- 0	0- 0				
2- 5	0- 2	1- 0	AWAY	0- 3	1- 0	0- 0				
0- 0	0- 0	0- 0	NEUTRAL	0- 0	0- 0	0- 0				

RPI	S	Opponent	Score	RPI	S	Opponent	Score	RPI	S	Opponent	Score	RPI	S	Opponent	Score
2	A	Baylor	58 66	31	H	California	62 39	51	H	Oklahoma St.	57 65	102	A	Texas Tech	68 66
2	H	Baylor	63 71	46	A	Iowa St.	61 56	53	H	Arkansas St.	62 48	102	H	Texas Tech	71 67
3	N	Notre Dame	47 89					60	A	Kansas St.	52 58	150	H	Alabama	80 85
23	H	Oklahoma	57 69					68	A	West Virginia	56 59	151	H	Temple	76 56
24	A	Texas	46 60					68	H	West Virginia	65 59	176	H	Iona	90 49
24	H	Texas	63 74					72	A	Creighton	81 84	189	H	Texas Southern	69 44
								74	A	TCU	67 73	190	H	Samford	66 44
								74	H	TCU	63 80	286	H	Georgetown	55 42
								77	H	South Dakota	68 60	339	H	Incarnate Word	68 46
								98	A	Purdue	48 61				
LAST 12 Division I GAMES:															
74	A	TCU	67 73	46	A	Iowa St.	61 56								
24	H	Texas	63 74	68	H	West Virginia	65 59								
68	A	West Virginia	56 59	102	A	Texas Tech	68 66								
51	H	Oklahoma St.	57 65	2	H	Baylor	63 71								
102	H	Texas Tech	71 67	74	H	TCU	63 80								
2	A	Baylor	58 66	60	A	Kansas St.	52 58								

Non-Div I Games:

Kansas

Loss, Non-Conf, S Site, H Home A Away N Neutral

Average RPI Win:	254	WON-LOST	WINNING	LAST 10	STRENGTH OF	OPP. STRENGTH	TEAM	ADJ.	CONF.	ADJ CONF.
Average RPI Loss:	76	RECORD	PCT. RANK	GAMES	SCHEDULE	OF SCHEDULE	RPI	RPI	RPI	RPI
DIV. I ONLY	13- 11	154	8- 2	64	250	93	93	31	31	
DIV. I NON-CONF.	4- 9	243	1- 1	1	46	61	61	29	29	
TOTALS	RPI 1-25	RPI 26-50	W-L RECORDS	RPI 51-100	RPI 101-150	RPI 150+				
13- 11	0- 3	0- 2	OVERALL	2- 3	0- 1	11- 2				
5- 3	0- 2	0- 0	HOME	0- 1	0- 0	5- 0				
6- 8	0- 1	0- 2	AWAY	2- 2	0- 1	4- 2				
2- 0	0- 0	0- 0	NEUTRAL	0- 0	0- 0	2- 0				
4- 9	0- 3	0- 2	NON-CONFERENCE	2- 3	0- 1	2- 0				
0- 3	0- 2	0- 0	HOME	0- 1	0- 0	0- 0				
2- 6	0- 1	0- 2	AWAY	2- 2	0- 1	0- 0				
2- 0	0- 0	0- 0	NEUTRAL	0- 0	0- 0	2- 0				
9- 2	0- 0	0- 0	CONFERENCE	0- 0	0- 0	9- 2				
5- 0	0- 0	0- 0	HOME	0- 0	0- 0	5- 0				
4- 2	0- 0	0- 0	AWAY	0- 0	0- 0	4- 2				
0- 0	0- 0	0- 0	NEUTRAL	0- 0	0- 0	0- 0				

RPI 1-25				RPI 26-50				RPI 51-100 Team's RPI: 93				RPI 101+			
RPI	S	Opponent	Score	RPI	S	Opponent	Score	RPI	S	Opponent	Score	RPI	S	Opponent	Score
4	H	South Carolina	49 69	32	A	Quinnipiac	59 87	57	A	DePaul	67 86	104	A	Lehigh	67 85
17	H	Princeton	63 75	35	A	Northwestern	36 62	60	A	Kansas St.	46 66	172	A	Savannah St.	55 61
20	A	James Madison	53 85					66	A	Penn	58 43	191	N	Auburn	44 42
								67	H	Washington St.	60 74	204	H	N.C. A&T	54 48
								91	A	Richmond	64 53	261	A	Bethune-Cookman	61 54
												272	A	Norfolk St.	66 71
												281	N	Bowling Green	64 53
												283	A	South Carolina St.	88 53
												292	A	Morgan St.	78 44
												292	H	Morgan St.	63 43
												328	H	UMES	71 43
												334	A	Florida A&M	80 52
												337	H	N.C. Central	75 36
												344	H	Howard	80 61
LAST 12 Division I GAMES:															
292	A	Morgan St.	78 44	337	H	N.C. Central	75 36								
344	H	Howard	80 61	204	H	N.C. A&T	54 48								
328	H	UMES	71 43	334	A	Florida A&M	80 52								
272	A	Norfolk St.	66 71	261	A	Bethune-Cookman	61 54								
283	A	South Carolina St.	88 53	17	H	Princeton	63 75								
172	A	Savannah St.	55 61	191	N	Auburn	44 42								

Non-Div I Games:

Hampton

■ Loss,
 ■ Non-Conf, S Site,
 ■ Home
 ■ Away
 N Neutral

Average RPI Win:	227	WON-LOST	WINNING	LAST 10	STRENGTH OF	OPP. STRENGTH	TEAM	ADJ.	CONF.	ADJ CONF.
Average RPI Loss:	64	RECORD	PCT. RANK	GAMES	SCHEDULE	OF SCHEDULE	RPI	RPI	RPI	RPI
DIV. I ONLY	17- 7	55	7- 3	242	111	94	94	12	12	
DIV. I NON-CONF.	9- 3	60	0- 0	332	119	139	139	13	13	
TOTALS	RPI 1-25	RPI 26-50	W-L RECORDS	RPI 51-100	RPI 101-150	RPI 150+				
17- 7	0- 1	0- 2	OVERALL	1- 2	2- 2	14- 0				
8- 2	0- 1	0- 1	HOME	1- 0	2- 0	5- 0				
7- 5	0- 0	0- 1	AWAY	0- 2	0- 2	7- 0				
2- 0	0- 0	0- 0	NEUTRAL	0- 0	0- 0	2- 0				
9- 3	0- 1	0- 0	NON-CONFERENCE	0- 1	1- 1	8- 0				
4- 1	0- 1	0- 0	HOME	0- 0	1- 0	3- 0				
3- 2	0- 0	0- 0	AWAY	0- 1	0- 1	3- 0				
2- 0	0- 0	0- 0	NEUTRAL	0- 0	0- 0	2- 0				
8- 4	0- 0	0- 2	CONFERENCE	1- 1	1- 1	6- 0				
4- 1	0- 0	0- 1	HOME	1- 0	1- 0	2- 0				
4- 3	0- 0	0- 1	AWAY	0- 1	0- 1	4- 0				
0- 0	0- 0	0- 0	NEUTRAL	0- 0	0- 0	0- 0				

RPI 1-25				RPI 26-50				RPI 51-100 Team's RPI: 94				RPI 101+			
RPI	S	Opponent	Score	RPI	S	Opponent	Score	RPI	S	Opponent	Score	RPI	S	Opponent	Score
14	H	Dayton	76 79	27	A	Green Bay	45 61	62	A	Youngstown St.	70 75	101	A	Cleveland St.	63 67
				27	H	Green Bay	59 68	62	H	Youngstown St.	92 55	101	H	Cleveland St.	82 65
								98	A	Purdue	46 70	107	H	Southern Ill.	70 50
												121	A	Butler	49 57
												180	A	Northern Ky.	72 60
												182	H	Lamar	82 61
												214	A	Ill.-Chicago	74 63
												236	A	Oakland	108 89
												240	H	Detroit	76 57
												247	A	Lipscomb	79 66
												253	A	Austin Peay	85 73
												257	A	Valparaiso	80 62
												257	H	Valparaiso	95 66
												269	N	UC Irvine	80 42
												280	A	Milwaukee	80 58
												301	N	Denver	72 63
												330	H	Murray St.	75 68
												343	H	Chicago St.	81 40
LAST 12 Division I GAMES:															
101	A	Cleveland St.	63 67	101	H	Cleveland St.	82 65								
214	A	Ill.-Chicago	74 63	62	A	Youngstown St.	70 75								
27	A	Green Bay	45 61	257	A	Valparaiso	80 62								
257	H	Valparaiso	95 66	280	A	Milwaukee	80 58								
62	H	Youngstown St.	92 55	240	H	Detroit	76 57								
236	A	Oakland	108 89	27	H	Green Bay	59 68								

Non-Div I Games: Otterbein 104 51 Central St. (OH) 118 70

Wright St.

Average RPI Win:	207	WON-LOST	WINNING	LAST 10	STRENGTH OF	OPP. STRENGTH	TEAM	ADJ.	CONF.	ADJ CONF.
Average RPI Loss:	34	RECORD	PCT. RANK	GAMES	SCHEDULE	OF SCHEDULE	RPI	RPI	RPI	RPI
DIV. I ONLY	14- 13	173	2- 8	35	61	95	95	2	2	
DIV. I NON-CONF.	10- 4	80	0- 0	176	239	107	107	3	3	
TOTALS	RPI 1-25	RPI 26-50	W-L RECORDS	RPI 51-100	RPI 101-150	RPI 150+				
14- 13	0- 5	0- 5	OVERALL	2- 2	3- 1	9- 0				
9- 6	0- 2	0- 2	HOME	0- 2	2- 0	7- 0				
4- 5	0- 3	0- 1	AWAY	1- 0	1- 1	2- 0				
1- 2	0- 0	0- 2	NEUTRAL	1- 0	0- 0	0- 0				
10- 4	0- 0	0- 2	NON-CONFERENCE	1- 1	2- 1	7- 0				
7- 1	0- 0	0- 0	HOME	0- 1	2- 0	5- 0				
2- 1	0- 0	0- 0	AWAY	0- 0	0- 1	2- 0				
1- 2	0- 0	0- 2	NEUTRAL	1- 0	0- 0	0- 0				
4- 9	0- 5	0- 3	CONFERENCE	1- 1	1- 0	2- 0				
2- 5	0- 2	0- 2	HOME	0- 1	0- 0	2- 0				
2- 4	0- 3	0- 1	AWAY	1- 0	1- 0	0- 0				
0- 0	0- 0	0- 0	NEUTRAL	0- 0	0- 0	0- 0				

RPI 1-25				RPI 26-50				RPI 51-100				Team's RPI: 95		RPI 101+			
RPI	S	Opponent	Score	RPI	S	Opponent	Score	RPI	S	Opponent	Score			RPI	S	Opponent	Score
3	A	Notre Dame	76 89	27	N	Green Bay	50 71	56	H	Georgia	57 64			105	A	Michigan St.	73 79
3	H	Notre Dame	61 71	28	H	Pittsburgh	72 75	75	H	North Carolina St.	64 65			110	A	Virginia	68 62
8	A	Louisville	48 75	29	H	Syracuse	60 65	82	N	Villanova	71 63			111	H	Louisiana Tech	96 81
13	H	Florida St.	62 82	37	N	Minnesota	69 72	99	A	Boston College	80 77			134	H	Kennesaw St.	77 48
15	A	North Carolina	81 96	47	A	Miami (FL)	59 64							165	H	Clemson	74 66
														206	H	Virginia Tech	79 71
														247	H	Lipscomb	71 53
														265	H	Central Ark.	88 50
														285	H	Alabama St.	77 53
														292	H	Morgan St.	105 76
														296	A	St. Francis Brooklyn	65 59
														298	A	Loyola Chicago	92 57
														310	H	Grambling	97 64

Non-Div I Games:

Georgia Tech

■ Loss,
■ Non-Conf,
■ S Site,
■ H Home
■ A Away
N Neutral











































Average RPI Win:	209	WON-LOST	WINNING	LAST 10	STRENGTH OF	OPP. STRENGTH	TEAM	ADJ.	CONF.	ADJ CONF.
Average RPI Loss:	105	RECORD	PCT. RANK	GAMES	SCHEDULE	OF SCHEDULE	RPI	RPI	RPI	RPI
DIV. I ONLY	14- 8	94	7- 3	153	159	96	96	8	8	
DIV. I NON-CONF.	9- 5	102	3- 1	183	209	115	115	10	10	
TOTALS	RPI 1-25	RPI 26-50	W-L RECORDS	RPI 51-100	RPI 101-150	RPI 150+				
14- 8	0- 1	0- 1	OVERALL	2- 1	2- 2	10- 3				
7- 3	0- 0	0- 0	HOME	1- 0	2- 1	4- 2				
7- 5	0- 1	0- 1	AWAY	1- 1	0- 1	6- 1				
0- 0	0- 0	0- 0	NEUTRAL	0- 0	0- 0	0- 0				
9- 5	0- 0	0- 1	NON-CONFERENCE	1- 1	2- 1	6- 2				
5- 2	0- 0	0- 0	HOME	1- 0	2- 1	2- 1				
4- 3	0- 0	0- 1	AWAY	0- 1	0- 0	4- 1				
0- 0	0- 0	0- 0	NEUTRAL	0- 0	0- 0	0- 0				
5- 3	0- 1	0- 0	CONFERENCE	1- 0	0- 1	4- 1				
2- 1	0- 0	0- 0	HOME	0- 0	0- 0	2- 1				
3- 2	0- 1	0- 0	AWAY	1- 0	0- 1	2- 0				
0- 0	0- 0	0- 0	NEUTRAL	0- 0	0- 0	0- 0				

RPI	S	Opponent	Score	RPI	S	Opponent	Score	RPI	S	Opponent	Score	RPI	S	Opponent	Score
17	A	Princeton	47 75	29	A	Syracuse	59 76	62	H	Youngstown St.	75 63	117	A	Yale	53 60
								66	A	Penn	60 49	127	H	Buffalo	58 65
								76	A	Drexel	53 62	132	H	Marshall	58 49
												140	H	Bryant	66 64
												157	A	Bucknell	51 59
												158	H	Harvard	57 61
												162	H	Hartford	46 48
												170	H	Robert Morris	70 59
												171	A	Fairfield	58 47
												173	H	Dartmouth	66 46
												229	A	Brown	65 52
												264	A	Loyola Maryland	79 61
												279	A	Colgate	74 66
												294	A	Columbia	46 42
												294	H	Columbia	59 39
												303	A	Vermont	90 87
												344	H	Howard	75 56
LAST 12 Division I GAMES:															
158	H	Harvard	57 61	294	A	Columbia	46 42								
173	H	Dartmouth	66 46	294	H	Columbia	59 39								
17	A	Princeton	47 75	344	H	Howard	75 56								
66	A	Penn	60 49	62	H	Youngstown St.	75 63								
117	A	Yale	53 60	303	A	Vermont	90 87								
229	A	Brown	65 52	29	A	Syracuse	59 76								

Non-Div I Games:





Cornell

Average RPI Win: 228	WON-LOST	WINNING	LAST 10	STRENGTH OF	OPP. STRENGTH	TEAM	ADJ.	CONF.	ADJ CONF.
Average RPI Loss: 174	RECORD	PCT. RANK	GAMES	SCHEDULE	OF SCHEDULE	RPI	RPI	RPI	RPI
DIV. I ONLY	19- 5	29	10- 0	308	231	97	97	18	18
DIV. I NON-CONF.	7- 2	47	0- 0	344	289	151	151	20	20
TOTALS	RPI 1-25	RPI 26-50	W-L RECORDS	RPI 51-100	RPI 101-150	RPI 150+			
19- 5	0- 0	0- 1	OVERALL	1- 0	1- 1	17- 3			
9- 1	0- 0	0- 0	HOME	1- 0	1- 0	7- 1			
10- 4	0- 0	0- 1	AWAY	0- 0	0- 1	10- 2			
0- 0	0- 0	0- 0	NEUTRAL	0- 0	0- 0	0- 0			
7- 2	0- 0	0- 1	NON-CONFERENCE	0- 0	0- 0	7- 1			
3- 0	0- 0	0- 0	HOME	0- 0	0- 0	3- 0			
4- 2	0- 0	0- 1	AWAY	0- 0	0- 0	4- 1			
0- 0	0- 0	0- 0	NEUTRAL	0- 0	0- 0	0- 0			
12- 3	0- 0	0- 0	CONFERENCE	1- 0	1- 1	10- 2			
6- 1	0- 0	0- 0	HOME	1- 0	1- 0	4- 1			
6- 2	0- 0	0- 0	AWAY	0- 0	0- 1	6- 1			
0- 0	0- 0	0- 0	NEUTRAL	0- 0	0- 0	0- 0			

RPI 1-25	RPI 26-50	RPI 51-100	Team's RPI: 97	RPI 101+
RPI S Opponent Score	RPI S Opponent Score	RPI S Opponent Score		RPI S Opponent Score
	32  Quinnipiac 64  79	79  American 68 60		104  Lehigh 51  63
				104  Lehigh 66 62
				157  Bucknell 50 46
				157  Bucknell 67 45
				164  Central Conn. St. 74 60
				184  Holy Cross 53 51
				184  Holy Cross 67 53
				185  Stony Brook 68 59
				197  Navy 58 46
				197  Navy 50  53
				213  Lafayette 60  71
				216  Pepperdine 56 44
				264  Loyola Maryland 62 53
				264  Loyola Maryland 55 44
				279  Colgate 64 62
				279  Colgate 48 47
				296  St. Francis Brooklyn 61 55
				314  Boston U. 65 40
				322  Manhattan 81 49
				326  Fairleigh Dickinson 48  56
				336  UC Santa Barbara 61 39
				345  Air Force 79 35
LAST 12 Division I GAMES:				
	279  Colgate 48 47	314  Boston U. 65 40		
	157  Bucknell 50 46	79  American 68 60		
	184  Holy Cross 53 51	279  Colgate 64 62		
	197  Navy 58 46	157  Bucknell 67 45		
	104  Lehigh 66 62	184  Holy Cross 67 53		
	264  Loyola Maryland 62 53	197  Navy 50  53		

Non-Div I Games: St. Thomas Aquinas 70 45

Army

 Loss,  Non-Conf, S Site,  Home  Away N Neutral

Average RPI Win:	137	WON-LOST	WINNING	LAST 10	STRENGTH OF	OPP. STRENGTH	TEAM	ADJ.	CONF.	ADJ CONF.
Average RPI Loss:	52	RECORD	PCT. RANK	GAMES	SCHEDULE	OF SCHEDULE	RPI	RPI	RPI	RPI
DIV. I ONLY	10- 16	243	1- 9	6	32	98	98	4	4	
DIV. I NON-CONF.	7- 4	107	0- 0	13	26	55	55	2	2	
TOTALS	RPI 1-25	RPI 26-50	W-L RECORDS	RPI 51-100	RPI 101-150	RPI 150+				
10- 16	0- 5	1- 8	OVERALL	3- 0	4- 2	2- 1				
6- 8	0- 1	0- 5	HOME	2- 0	2- 1	2- 1				
3- 7	0- 3	1- 3	AWAY	1- 0	1- 1	0- 0				
1- 1	0- 1	0- 0	NEUTRAL	0- 0	1- 0	0- 0				
7- 4	0- 3	0- 1	NON-CONFERENCE	2- 0	3- 0	2- 0				
5- 2	0- 1	0- 1	HOME	2- 0	1- 0	2- 0				
1- 1	0- 1	0- 0	AWAY	0- 0	1- 0	0- 0				
1- 1	0- 1	0- 0	NEUTRAL	0- 0	1- 0	0- 0				
3- 12	0- 2	1- 7	CONFERENCE	1- 0	1- 2	0- 1				
1- 6	0- 0	0- 4	HOME	0- 0	1- 1	0- 1				
2- 6	0- 2	1- 3	AWAY	1- 0	0- 1	0- 0				
0- 0	0- 0	0- 0	NEUTRAL	0- 0	0- 0	0- 0				

RPI 1-25				RPI 26-50				RPI 51-100 Team's RPI: 98				RPI 101+			
RPI	S	Opponent	Score	RPI	S	Opponent	Score	RPI	S	Opponent	Score	RPI	S	Opponent	Score
5	A	Maryland	64 88	27	H	Green Bay	78 81	90	A	Illinois	62 55	102	N	Texas Tech	69 53
7	A	Iowa	59 73	34	A	Nebraska	59 69	92	H	Kansas	61 48	116	H	Toledo	66 48
13	H	Florida St.	64 67	35	H	Northwestern	65 73	94	H	Wright St.	70 46	126	A	Ball St.	66 60
14	A	Dayton	61 63	36	A	Rutgers	49 78					135	H	Wisconsin	56 65
18	N	George Washington	59 79	36	H	Rutgers	49 58					147	A	Indiana	55 72
				37	A	Minnesota	90 88					147	H	Indiana	86 64
				37	H	Minnesota	68 81					200	H	Penn St.	50 54
				40	A	Ohio St.	60 92					269	H	UC Irvine	69 44
				40	H	Ohio St.	71 79					301	H	Denver	65 51
LAST 12 Division I GAMES:															
40	A	Ohio St.	60 92	40	H	Ohio St.	71 79								
36	A	Rutgers	49 78	37	A	Minnesota	90 88								
35	H	Northwestern	65 73	34	A	Nebraska	59 69								
200	H	Penn St.	50 54	135	H	Wisconsin	56 65								
147	A	Indiana	55 72	7	A	Iowa	59 73								
36	H	Rutgers	49 58	5	A	Maryland	64 88								

Non-Div I Games:

Purdue

■ Loss,
 ■ Non-Conf,
 ■ S Site,
 ■ H Home
 ■ A Away
 N Neutral

Average RPI Win:	174	WON-LOST	WINNING	LAST 10	STRENGTH OF	OPP. STRENGTH	TEAM	ADJ.	CONF.	ADJ CONF.
Average RPI Loss:	64	RECORD	PCT. RANK	GAMES	SCHEDULE	OF SCHEDULE	RPI	RPI	RPI	RPI
DIV. I ONLY	12- 14	199	3- 4	37	41	99	99	2	2	
DIV. I NON-CONF.	8- 5	123	0- 1	152	167	121	121	3	3	
TOTALS	RPI 1-25	RPI 26-50	W-L RECORDS	RPI 51-100	RPI 101-150	RPI 150+				
12- 14	1- 4	1- 4	OVERALL	1- 2	1- 3	8- 1				
8- 5	1- 1	0- 1	HOME	1- 1	1- 2	5- 0				
3- 9	0- 3	1- 3	AWAY	0- 1	0- 1	2- 1				
1- 0	0- 0	0- 0	NEUTRAL	0- 0	0- 0	1- 0				
8- 5	0- 1	1- 0	NON-CONFERENCE	0- 1	1- 2	6- 1				
5- 2	0- 0	0- 0	HOME	0- 0	1- 2	4- 0				
2- 3	0- 1	1- 0	AWAY	0- 1	0- 0	1- 1				
1- 0	0- 0	0- 0	NEUTRAL	0- 0	0- 0	1- 0				
4- 9	1- 3	0- 4	CONFERENCE	1- 1	0- 1	2- 0				
3- 3	1- 1	0- 1	HOME	1- 1	0- 0	1- 0				
1- 6	0- 2	0- 3	AWAY	0- 0	0- 1	1- 0				
0- 0	0- 0	0- 0	NEUTRAL	0- 0	0- 0	0- 0				

RPI 1-25				RPI 26-50				RPI 51-100 Team's RPI: 99				RPI 101+			
RPI	S	Opponent	Score	RPI	S	Opponent	Score	RPI	S	Opponent	Score	RPI	S	Opponent	Score
3	A	Notre Dame	58 104	28	A	Pittsburgh	70 78	75	H	North Carolina St.	64 59	108	H	Hofstra	61 75
3	H	Notre Dame	56 89	29	A	Syracuse	51 73	78	A	Maine	64 69	110	A	Virginia	56 68
11	H	Duke	60 56	29	H	Syracuse	46 64	95	H	Georgia Tech	77 80	140	H	Bryant	90 79
15	A	North Carolina	60 72	45	A	St. Mary's (CA)	82 72					147	H	Indiana	67 76
21	A	Stanford	63 96	47	A	Miami (FL)	53 74					162	A	Hartford	73 61
LAST 12 Division I GAMES:															
78	A	Maine	64 69	15	A	North Carolina	60 72								
29	A	Syracuse	51 73	28	A	Pittsburgh	70 78								
75	H	North Carolina St.	64 59	11	H	Duke	60 56								
205	A	Wake Forest	75 74	29	H	Syracuse	46 64								
3	H	Notre Dame	56 89	110	A	Virginia	56 68								
165	H	Clemson	68 53	3	A	Notre Dame	58 104								

Non-Div I Games:

Boston College

■ Loss,
 ■ Non-Conf, S Site,
 ■ Home
 ■ Away
 N Neutral

Average RPI Win:	184	WON-LOST	WINNING	LAST 10	STRENGTH OF	OPP. STRENGTH	TEAM	ADJ.	CONF.	ADJ CONF.
Average RPI Loss:	105	RECORD	PCT. RANK	GAMES	SCHEDULE	OF SCHEDULE	RPI	RPI	RPI	RPI
DIV. I ONLY	12- 10	148	7- 3	53	133	100	100	15	15	
DIV. I NON-CONF.	4- 7	220	0- 0	38	86	149	149	15	15	
TOTALS	RPI 1-25	RPI 26-50	W-L RECORDS	RPI 51-100	RPI 101-150	RPI 150+				
12- 10	0- 3	0- 1	OVERALL	1- 1	4- 1	7- 4				
7- 4	0- 1	0- 1	HOME	1- 1	3- 0	3- 1				
4- 5	0- 2	0- 0	AWAY	0- 0	1- 1	3- 2				
1- 1	0- 0	0- 0	NEUTRAL	0- 0	0- 0	1- 1				
4- 7	0- 3	0- 1	NON-CONFERENCE	1- 0	0- 0	3- 3				
2- 3	0- 1	0- 1	HOME	1- 0	0- 0	1- 1				
1- 3	0- 2	0- 0	AWAY	0- 0	0- 0	1- 1				
1- 1	0- 0	0- 0	NEUTRAL	0- 0	0- 0	1- 1				
8- 3	0- 0	0- 0	CONFERENCE	0- 1	4- 1	4- 1				
5- 1	0- 0	0- 0	HOME	0- 1	3- 0	2- 0				
3- 2	0- 0	0- 0	AWAY	0- 0	1- 1	2- 1				
0- 0	0- 0	0- 0	NEUTRAL	0- 0	0- 0	0- 0				

RPI 1-25				RPI 26-50				RPI 51-100 Team's RPI: 100				RPI 101+			
RPI	S	Opponent	Score	RPI	S	Opponent	Score	RPI	S	Opponent	Score	RPI	S	Opponent	Score
6	H	UConn	43 102	45	H	St. Mary's (CA)	55 57	58	H	Pacific	60 53	106	A	Long Beach St.	60 63
10	A	Arizona St.	51 72					87	H	Hawaii	53 58	106	H	Long Beach St.	83 66
21	A	Stanford	59 71									109	A	CSUN	60 49
												109	H	CSUN	73 67
												131	H	UC Riverside	70 61
												153	A	Cal Poly	64 72
												154	A	Sacramento St.	90 82
												179	H	San Francisco	70 73
												192	A	Cal St. Fullerton	74 67
												192	H	Cal St. Fullerton	64 59
												196	N	Santa Clara	76 79
												233	N	Southern Utah	76 53
												248	A	San Jose St.	75 89
												269	H	UC Irvine	79 69
												323	H	Utah Valley	59 49
												336	A	UC Santa Barbara	60 54
LAST 12 Division I GAMES:															
106	H	Long Beach St.	83 66	87	H	Hawaii	53 58								
192	A	Cal St. Fullerton	74 67	192	H	Cal St. Fullerton	64 59								
269	H	UC Irvine	79 69	131	H	UC Riverside	70 61								
109	H	CSUN	73 67	106	A	Long Beach St.	60 63								
336	A	UC Santa Barbara	60 54	109	A	CSUN	60 49								
153	A	Cal Poly	64 72	21	A	Stanford	59 71								

Non-Div I Games: Menlo

77 56

UC Davis

■ Loss,
 ■ Non-Conf,
 ■ S Site,
 ■ Home
 ■ A Away
 N Neutral

Average RPI Win:	212	WON-LOST	WINNING	LAST 10	STRENGTH OF	OPP. STRENGTH	TEAM	ADJ.	CONF.	ADJ CONF.
Average RPI Loss:	101	RECORD	PCT. RANK	GAMES	SCHEDULE	OF SCHEDULE	RPI	RPI	RPI	RPI
DIV. I ONLY	13- 9	119	6- 4	108	182	101	101	12	12	
DIV. I NON-CONF.	6- 5	145	0- 0	174	193	138	138	13	13	
TOTALS	RPI 1-25	RPI 26-50	W-L RECORDS	RPI 51-100	RPI 101-150	RPI 150+				
13- 9	0- 0	0- 3	OVERALL	2- 3	1- 1	10- 2				
9- 2	0- 0	0- 1	HOME	2- 0	1- 0	6- 1				
4- 7	0- 0	0- 2	AWAY	0- 3	0- 1	4- 1				
0- 0	0- 0	0- 0	NEUTRAL	0- 0	0- 0	0- 0				
6- 5	0- 0	0- 1	NON-CONFERENCE	1- 1	1- 1	4- 2				
4- 1	0- 0	0- 0	HOME	1- 0	1- 0	2- 1				
2- 4	0- 0	0- 1	AWAY	0- 1	0- 1	2- 1				
0- 0	0- 0	0- 0	NEUTRAL	0- 0	0- 0	0- 0				
7- 4	0- 0	0- 2	CONFERENCE	1- 2	0- 0	6- 0				
5- 1	0- 0	0- 1	HOME	1- 0	0- 0	4- 0				
2- 3	0- 0	0- 1	AWAY	0- 2	0- 0	2- 0				
0- 0	0- 0	0- 0	NEUTRAL	0- 0	0- 0	0- 0				

RPI S	Opponent	Score	RPI S	Opponent	Score	RPI S	Opponent	Score	RPI S	Opponent	Score	Team's RPI: 101
27	A Green Bay	50 74	27	H Green Bay	61 65	59	H East Carolina	59 57	116	H Toledo	81 71	
37	A Minnesota	76 93				62	A Youngstown St.	65 79	144	A Eastern Mich.	68 71	
						71	A Ohio	64 71	166	H Belmont	89 86	
						94	A Wright St.	65 82	214	A Ill.-Chicago	75 73	
						94	H Wright St.	67 63	215	H Niagara	58 76	
									221	A Morehead St.	80 72	
									231	A Fla. Atlantic	74 79	
									236	A Oakland	72 64	
									236	H Oakland	80 74	
									240	H Detroit	71 65	
									257	H Valparaiso	69 62	
									280	H Milwaukee	67 58	
									300	H Kent St.	69 67	
									333	A FIU	73 65	
LAST 12 Division I GAMES:												
94	H Wright St.	67 63	94	A Wright St.	65 82							
236	H Oakland	80 74	27	H Green Bay	61 65							
27	A Green Bay	50 74	240	H Detroit	71 65							
214	A Ill.-Chicago	75 73	62	A Youngstown St.	65 79							
236	A Oakland	72 64	257	H Valparaiso	69 62							
280	H Milwaukee	67 58	71	A Ohio	64 71							

Non-Div I Games: Notre Dame (OH) 83 67 Bluefield St. 77 74

Cleveland St.

■ Loss,
 ■ Non-Conf,
 ■ S Site,
 ■ H Home
 ■ A Away
 N Neutral

Average RPI Win:	168	WON-LOST	WINNING	LAST 10	STRENGTH OF	OPP. STRENGTH	TEAM	ADJ.	CONF.	ADJ CONF.
Average RPI Loss:	56	RECORD	PCT. RANK	GAMES	SCHEDULE	OF SCHEDULE	RPI	RPI	RPI	RPI
DIV. I ONLY	15- 11	124	3- 7	66	43	102	102	1	1	
DIV. I NON-CONF.	10- 2	31	0- 0	227	237	95	95	1	1	
TOTALS	RPI 1-25	RPI 26-50	W-L RECORDS	RPI 51-100	RPI 101-150	RPI 150+				
15- 11	0- 4	1- 0	OVERALL	4- 7	1- 0	9- 0				
13- 4	0- 2	1- 0	HOME	2- 2	1- 0	9- 0				
2- 5	0- 2	0- 0	AWAY	2- 3	0- 0	0- 0				
0- 2	0- 0	0- 0	NEUTRAL	0- 2	0- 0	0- 0				
10- 2	0- 0	0- 0	NON-CONFERENCE	0- 2	1- 0	9- 0				
10- 0	0- 0	0- 0	HOME	0- 0	1- 0	9- 0				
0- 0	0- 0	0- 0	AWAY	0- 0	0- 0	0- 0				
0- 2	0- 0	0- 0	NEUTRAL	0- 2	0- 0	0- 0				
5- 9	0- 4	1- 0	CONFERENCE	4- 5	0- 0	0- 0				
3- 4	0- 2	1- 0	HOME	2- 2	0- 0	0- 0				
2- 5	0- 2	0- 0	AWAY	2- 3	0- 0	0- 0				
0- 0	0- 0	0- 0	NEUTRAL	0- 0	0- 0	0- 0				

RPI 1-25				RPI 26-50				RPI 51-100				RPI 101+ Team's RPI: 102			
RPI	S	Opponent	Score	RPI	S	Opponent	Score	RPI	S	Opponent	Score	RPI	S	Opponent	Score
2	H	Baylor	60 67	46	H	Iowa St.	71 58	51	A	Oklahoma St.	35 66	133	H	Texas St.	81 77
23	A	Oklahoma	64 70					60	A	Kansas St.	74 68	167	H	Arizona	57 54
23	H	Oklahoma	58 75					60	H	Kansas St.	38 41	177	H	UTSA	64 48
24	A	Texas	44 55					68	A	West Virginia	55 45	199	H	Jacksonville St.	67 59
								68	H	West Virginia	73 57	217	H	Tex.-Pan American	50 42
								74	A	TCU	60 71	222	H	Nicholls St.	76 49
								74	H	TCU	52 37	254	H	Abilene Christian	61 44
								75	N	North Carolina St.	42 75	262	H	Houston	60 54
								92	A	Kansas	67 71	284	H	Houston Baptist	60 59
								92	H	Kansas	66 68	292	H	Morgan St.	65 57
								98	N	Purdue	53 69				
LAST 12 Division I GAMES:															
2	H	Baylor	60 67	68	H	West Virginia	73 57								
60	A	Kansas St.	74 68	23	A	Oklahoma	64 70								
46	H	Iowa St.	71 58	92	H	Kansas	66 68								
74	A	TCU	60 71	24	A	Texas	44 55								
92	A	Kansas	67 71	68	A	West Virginia	55 45								
60	H	Kansas St.	38 41	23	H	Oklahoma	58 75								

Non-Div I Games:

Texas Tech

■ Loss,
 ■ Non-Conf, S Site,
 ■ Home
 ■ Away
 N Neutral

Average RPI Win:	226	WON-LOST	WINNING	LAST 10	STRENGTH OF	OPP. STRENGTH	TEAM	ADJ.	CONF.	ADJ CONF.
Average RPI Loss:	34	RECORD	PCT. RANK	GAMES	SCHEDULE	OF SCHEDULE	RPI	RPI	RPI	RPI
DIV. I ONLY	15- 11	124	3- 7	76	68	103	103	3	3	
DIV. I NON-CONF.	10- 3	52	0- 0	288	286	154	154	5	5	
TOTALS	RPI 1-25	RPI 26-50	W-L RECORDS	RPI 51-100	RPI 101-150	RPI 150+				
15- 11	0- 5	1- 4	OVERALL	2- 1	1- 1	11- 0				
11- 5	0- 3	1- 2	HOME	2- 0	1- 0	7- 0				
3- 6	0- 2	0- 2	AWAY	0- 1	0- 1	3- 0				
1- 0	0- 0	0- 0	NEUTRAL	0- 0	0- 0	1- 0				
10- 3	0- 1	0- 2	NON-CONFERENCE	1- 0	0- 0	9- 0				
8- 2	0- 1	0- 1	HOME	1- 0	0- 0	7- 0				
1- 1	0- 0	0- 1	AWAY	0- 0	0- 0	1- 0				
1- 0	0- 0	0- 0	NEUTRAL	0- 0	0- 0	1- 0				
5- 8	0- 4	1- 2	CONFERENCE	1- 1	1- 1	2- 0				
3- 3	0- 2	1- 1	HOME	1- 0	1- 0	0- 0				
2- 5	0- 2	0- 1	AWAY	0- 1	0- 1	2- 0				
0- 0	0- 0	0- 0	NEUTRAL	0- 0	0- 0	0- 0				

RPI 1-25				RPI 26-50				RPI 51-100				RPI 101+				Team's RPI: 103
RPI	S	Opponent	Score	RPI	S	Opponent	Score	RPI	S	Opponent	Score	RPI	S	Opponent	Score	
1	H	Tennessee	49 69	30	H	Mississippi St.	62 64	56	H	Georgia	55 52	124	A	Missouri	58 72	
2	H	Baylor	54 96	33	A	Western Ky.	69 98	61	A	LSU	41 70	150	H	Alabama	77 63	
4	H	South Carolina	59 77	41	A	Vanderbilt	54 58	81	H	Southern Miss.	68 66	155	A	Florida	64 57	
12	A	Kentucky	58 64	42	H	Arkansas	71 57					191	A	Auburn	51 46	
19	A	Texas A&M	49 58	50	H	Middle Tenn.	65 71					241	N	Utah	52 38	
LAST 12 Division I GAMES:																
191	A	Auburn	51 46	30	H	Mississippi St.	62 64	19	A	Texas A&M	49 58					
124	A	Missouri	58 72					56	H	Georgia	55 52					
1	H	Tennessee	49 69					150	H	Alabama	77 63					
41	A	Vanderbilt	54 58					155	A	Florida	64 57					
4	H	South Carolina	59 77					12	A	Kentucky	58 64					
61	A	LSU	41 70													

Non-Div I Games:

Ole Miss

■ Loss,
 ■ Non-Conf,
 ■ S Site,
 ■ H Home
 ■ A Away
 N Neutral

Average RPI Win: 226	WON-LOST	WINNING	LAST 10	STRENGTH OF	OPP. STRENGTH	TEAM	ADJ.	CONF.	ADJ CONF.
Average RPI Loss: 122	RECORD	PCT. RANK	GAMES	SCHEDULE	OF SCHEDULE	RPI	RPI	RPI	RPI
DIV. I ONLY	16- 8	78	6- 4	208	204	104	104	18	18
DIV. I NON-CONF.	7- 2	47	0- 0	214	161	71	71	20	20
TOTALS	RPI 1-25	RPI 26-50	W-L RECORDS	RPI 51-100	RPI 101-150	RPI 150+			
16- 8	0- 1	0- 1	OVERALL	2- 3	1- 0	13- 3			
7- 3	0- 0	0- 1	HOME	2- 1	0- 0	5- 1			
8- 5	0- 1	0- 0	AWAY	0- 2	1- 0	7- 2			
1- 0	0- 0	0- 0	NEUTRAL	0- 0	0- 0	1- 0			
7- 2	0- 1	0- 1	NON-CONFERENCE	1- 0	1- 0	5- 0			
1- 1	0- 0	0- 1	HOME	1- 0	0- 0	0- 0			
5- 1	0- 1	0- 0	AWAY	0- 0	1- 0	4- 0			
1- 0	0- 0	0- 0	NEUTRAL	0- 0	0- 0	1- 0			
9- 6	0- 0	0- 0	CONFERENCE	1- 3	0- 0	8- 3			
6- 2	0- 0	0- 0	HOME	1- 1	0- 0	5- 1			
3- 4	0- 0	0- 0	AWAY	0- 2	0- 0	3- 2			
0- 0	0- 0	0- 0	NEUTRAL	0- 0	0- 0	0- 0			

RPI 1-25				RPI 26-50				RPI 51-100				RPI 101+ Team's RPI: 104			
RPI	S	Opponent	Score	RPI	S	Opponent	Score	RPI	S	Opponent	Score	RPI	S	Opponent	Score
10	A	Arizona St.	61 81	49	H	Duquesne	75 82	79	A	American	64 74	114	A	Saint Joseph's	73 71
								79	H	American	73 75	157	H	Bucknell	76 61
								93	H	Hampton	85 67	184	A	Holy Cross	66 60
								97	A	Army	62 66	184	H	Holy Cross	71 58
								97	H	Army	63 51	195	A	Sacred Heart	85 77
												197	A	Navy	44 47
												197	H	Navy	44 50
												213	H	Lafayette	65 60
												259	A	Monmouth	82 70
												264	A	Loyola Maryland	52 64
												264	H	Loyola Maryland	75 61
												279	A	Colgate	86 68
												302	N	Eastern Ill.	72 69
												308	A	NJIT	74 54
												314	A	Boston U.	78 71
												314	H	Boston U.	85 64
												332	A	Saint Peter's	70 58
LAST 12 Division I GAMES:															
197	H	Navy	44 50	157	H	Bucknell	76 61								
184	H	Holy Cross	71 58	213	H	Lafayette	65 60								
79	A	American	64 74	197	A	Navy	44 47								
264	H	Loyola Maryland	75 61	184	A	Holy Cross	66 60								
97	A	Army	62 66	79	H	American	73 75								
314	A	Boston U.	78 71	264	A	Loyola Maryland	52 64								

Non-Div I Games: East Stroudsburg 77 53

Lehigh

■ Loss,
 ■ Non-Conf, S Site,
 ■ Home
 ■ Away
 N Neutral

Average RPI Win:	187	WON-LOST	WINNING	LAST 10	STRENGTH OF	OPP. STRENGTH	TEAM	ADJ.	CONF.	ADJ CONF.
Average RPI Loss:	36	RECORD	PCT. RANK	GAMES	SCHEDULE	OF SCHEDULE	RPI	RPI	RPI	RPI
DIV. I ONLY	12- 14	199	4- 6	29	33	105	105	4	4	
DIV. I NON-CONF.	8- 3	71	0- 0	115	68	73	73	2	2	
TOTALS	RPI 1-25	RPI 26-50	W-L RECORDS	RPI 51-100	RPI 101-150	RPI 150+				
12- 14	0- 5	1- 5	OVERALL	2- 3	3- 1	6- 0				
9- 6	0- 3	0- 2	HOME	2- 1	3- 0	4- 0				
2- 7	0- 1	0- 3	AWAY	0- 2	0- 1	2- 0				
1- 1	0- 1	1- 0	NEUTRAL	0- 0	0- 0	0- 0				
8- 3	0- 2	1- 0	NON-CONFERENCE	1- 1	1- 0	5- 0				
6- 1	0- 1	0- 0	HOME	1- 0	1- 0	4- 0				
1- 1	0- 0	0- 0	AWAY	0- 1	0- 0	1- 0				
1- 1	0- 1	1- 0	NEUTRAL	0- 0	0- 0	0- 0				
4- 11	0- 3	0- 5	CONFERENCE	1- 2	2- 1	1- 0				
3- 5	0- 2	0- 2	HOME	1- 1	2- 0	0- 0				
1- 6	0- 1	0- 3	AWAY	0- 1	0- 1	1- 0				
0- 0	0- 0	0- 0	NEUTRAL	0- 0	0- 0	0- 0				

RPI 1-25				RPI 26-50				RPI 51-100				RPI 101+ Team's RPI: 105			
RPI	S	Opponent	Score	RPI	S	Opponent	Score	RPI	S	Opponent	Score	RPI	S	Opponent	Score
2	N	Baylor	65 84	29	N	Syracuse	89 76	52	A	Michigan	65 74	135	H	Wisconsin	77 71
3	H	Notre Dame	63 71	34	H	Nebraska	67 71	52	H	Michigan	59 72	144	H	Eastern Mich.	69 61
5	A	Maryland	56 85	35	A	Northwestern	70 77	56	A	Georgia	60 69	147	A	Indiana	51 70
5	H	Maryland	69 75	35	H	Northwestern	57 61	90	H	Illinois	63 56	147	H	Indiana	72 57
7	H	Iowa	50 52	37	A	Minnesota	79 86	95	H	Georgia Tech	79 73	200	A	Penn St.	74 67
				40	A	Ohio St.	62 76					236	H	Oakland	79 64
												237	H	IUPUI	64 45
												298	A	Loyola Chicago	90 38
												306	H	Miami (OH)	85 39
												329	H	Alcorn	77 41
LAST 12 Division I GAMES:															
		5	H	Maryland	69	75				135	H	Wisconsin	77	71	
		200	A	Penn St.	74	67				5	A	Maryland	56	85	
		37	A	Minnesota	79	86				7	H	Iowa	50	52	
		52	H	Michigan	59	72				90	H	Illinois	63	56	
		40	A	Ohio St.	62	76				35	A	Northwestern	70	77	
		147	H	Indiana	72	57				34	H	Nebraska	67	71	

Non-Div I Games:

Michigan St.

■ Loss,
■ Non-Conf,
■ S Site,
■ H Home
■ A Away
N Neutral

Average RPI Win:	204	WON-LOST	WINNING	LAST 10	STRENGTH OF	OPP. STRENGTH	TEAM	ADJ.	CONF.	ADJ CONF.
Average RPI Loss:	110	RECORD	PCT. RANK	GAMES	SCHEDULE	OF SCHEDULE	RPI	RPI	RPI	RPI
DIV. I ONLY	19- 6	39	5- 5	290	92	106	106	15	15	
DIV. I NON-CONF.	12- 1	7	0- 0	223	79	53	53	15	15	
TOTALS	RPI 1-25	RPI 26-50	W-L RECORDS	RPI 51-100	RPI 101-150	RPI 150+				
19- 6	0- 0	1- 0	OVERALL	3- 3	2- 2	13- 1				
11- 3	0- 0	1- 0	HOME	3- 1	0- 1	7- 1				
7- 3	0- 0	0- 0	AWAY	0- 2	1- 1	6- 0				
1- 0	0- 0	0- 0	NEUTRAL	0- 0	1- 0	0- 0				
12- 1	0- 0	1- 0	NON-CONFERENCE	2- 1	2- 0	7- 0				
7- 1	0- 0	1- 0	HOME	2- 1	0- 0	4- 0				
4- 0	0- 0	0- 0	AWAY	0- 0	1- 0	3- 0				
1- 0	0- 0	0- 0	NEUTRAL	0- 0	1- 0	0- 0				
7- 5	0- 0	0- 0	CONFERENCE	1- 2	0- 2	6- 1				
4- 2	0- 0	0- 0	HOME	1- 0	0- 1	3- 1				
3- 3	0- 0	0- 0	AWAY	0- 2	0- 1	3- 0				
0- 0	0- 0	0- 0	NEUTRAL	0- 0	0- 0	0- 0				

RPI S	Opponent	Score	RPI S	Opponent	Score	RPI S	Opponent	Score	RPI S	Opponent	Score	Team's RPI: 106
			31 H	California	58 56	58 H	Pacific	53 43	109 H	CSUN	52 67	
						61 H	LSU	59 44	128 A	Colorado	62 56	
						80 H	Southern California	85 90	131 A	UC Riverside	74 80	
						87 A	Hawaii	64 72	149 N	Boise St.	68 50	
						100 A	UC Davis	66 83	153 A	Cal Poly	85 74	
						100 H	UC Davis	63 60	153 H	Cal Poly	57 58	
									179 H	San Francisco	70 58	
									192 H	Cal St. Fullerton	74 70	
									216 A	Pepperdine	78 69	
									225 A	San Diego St.	74 62	
									231 H	Fla. Atlantic	85 60	
									269 A	UC Irvine	62 46	
									269 H	UC Irvine	57 40	
									305 A	Portland St.	62 58	
									312 H	LIU Brooklyn	71 63	
									324 H	Seattle	85 73	
									336 A	UC Santa Barbara	81 44	
									336 H	UC Santa Barbara	68 38	
LAST 12 Division I GAMES:												
			100 A	UC Davis	66 83		87 A	Hawaii	64 72			
			153 H	Cal Poly	57 58		109 H	CSUN	52 67			
			336 H	UC Santa Barbara	68 38		336 A	UC Santa Barbara	81 44			
			131 A	UC Riverside	74 80		153 A	Cal Poly	85 74			
			269 A	UC Irvine	62 46		100 H	UC Davis	63 60			
			192 H	Cal St. Fullerton	74 70		269 H	UC Irvine	57 40			

Non-Div I Games: Alas. Anchorage 69 60

Long Beach St.

Average RPI Win:	219	WON-LOST	WINNING	LAST 10	STRENGTH OF	OPP. STRENGTH	TEAM	ADJ.	CONF.	ADJ CONF.
Average RPI Loss:	110	RECORD	PCT. RANK	GAMES	SCHEDULE	OF SCHEDULE	RPI	RPI	RPI	RPI
DIV. I ONLY	15- 9	98	7- 3	161	218	107	107	19	19	
DIV. I NON-CONF.	7- 4	107	0- 0	137	231	102	102	16	16	
TOTALS	RPI 1-25	RPI 26-50	W-L RECORDS	RPI 51-100	RPI 101-150	RPI 150+				
15- 9	0- 1	0- 0	OVERALL	1- 4	2- 2	12- 2				
9- 2	0- 0	0- 0	HOME	1- 1	1- 0	7- 1				
6- 5	0- 0	0- 0	AWAY	0- 3	1- 1	5- 1				
0- 2	0- 1	0- 0	NEUTRAL	0- 0	0- 1	0- 0				
7- 4	0- 1	0- 0	NON-CONFERENCE	0- 2	1- 1	6- 0				
4- 1	0- 0	0- 0	HOME	0- 1	0- 0	4- 0				
3- 1	0- 0	0- 0	AWAY	0- 1	1- 0	2- 0				
0- 2	0- 1	0- 0	NEUTRAL	0- 0	0- 1	0- 0				
8- 5	0- 0	0- 0	CONFERENCE	1- 2	1- 1	6- 2				
5- 1	0- 0	0- 0	HOME	1- 0	1- 0	3- 1				
3- 4	0- 0	0- 0	AWAY	0- 2	0- 1	3- 1				
0- 0	0- 0	0- 0	NEUTRAL	0- 0	0- 0	0- 0				

RPI 1-25			RPI 26-50			RPI 51-100			RPI 101+ Team's RPI: 107		
RPI	S	Opponent	Score	RPI	S	Opponent	Score	RPI	S	Opponent	Score
9	N	Oregon St.	55 71					55	A	Wichita St.	61 80
								73	A	Drake	66 81
								73	H	Drake	81 76
								90	H	Illinois	42 86
								94	A	Wright St.	50 70
								113	A	UNI	70 79
								113	H	UNI	79 75
								116	N	Toledo	48 64
								146	A	UT Martin	87 78
								159	H	Memphis	82 75
								163	A	Indiana St.	76 58
								163	H	Indiana St.	65 53
								183	H	Mercer	67 52
								194	A	Missouri St.	57 61
								221	A	Morehead St.	75 66
								244	A	Evansville	62 53
								244	H	Evansville	58 63
								253	A	Austin Peay	75 65
								298	H	Loyola Chicago	64 58
								309	H	Southeast Mo. St.	78 62
								313	H	Bradley	76 59
								319	A	Illinois St.	65 56
								330	H	Murray St.	78 63
LAST 12 Division I GAMES:											
163	A	Indiana St.	76 58	55	A	Wichita St.	61 80				
244	A	Evansville	62 53	194	A	Missouri St.	57 61				
113	H	UNI	79 75	244	H	Evansville	58 63				
73	H	Drake	81 76	163	H	Indiana St.	65 53				
313	H	Bradley	76 59	73	A	Drake	66 81				
298	H	Loyola Chicago	64 58	113	A	UNI	70 79				

Non-Div I Games:

Southern Ill.

Average RPI Win: 202	WON-LOST	WINNING	LAST 10	STRENGTH OF	OPP. STRENGTH	TEAM	ADJ.	CONF.	ADJ CONF.
Average RPI Loss: 122	RECORD	PCT. RANK	GAMES	SCHEDULE	OF SCHEDULE	RPI	RPI	RPI	RPI
DIV. I ONLY	17- 9	81	6- 4	189	122	108	108	13	13
DIV. I NON-CONF.	7- 4	107	0- 0	98	176	76	76	11	11
TOTALS	RPI 1-25	RPI 26-50	W-L RECORDS	RPI 51-100	RPI 101-150	RPI 150+			
17- 9	0- 1	0- 1	OVERALL	3- 2	2- 0	12- 5			
8- 5	0- 1	0- 1	HOME	0- 1	1- 0	7- 2			
9- 4	0- 0	0- 0	AWAY	3- 1	1- 0	5- 3			
0- 0	0- 0	0- 0	NEUTRAL	0- 0	0- 0	0- 0			
7- 4	0- 0	0- 1	NON-CONFERENCE	2- 1	1- 0	4- 2			
3- 2	0- 0	0- 1	HOME	0- 0	1- 0	2- 1			
4- 2	0- 0	0- 0	AWAY	2- 1	0- 0	2- 1			
0- 0	0- 0	0- 0	NEUTRAL	0- 0	0- 0	0- 0			
10- 5	0- 1	0- 0	CONFERENCE	1- 1	1- 0	8- 3			
5- 3	0- 1	0- 0	HOME	0- 1	0- 0	5- 1			
5- 2	0- 0	0- 0	AWAY	1- 0	1- 0	3- 2			
0- 0	0- 0	0- 0	NEUTRAL	0- 0	0- 0	0- 0			

RPI 1-25				RPI 26-50				RPI 51-100				RPI 101+ Team's RPI: 108			
RPI	S	Opponent	Score	RPI	S	Opponent	Score	RPI	S	Opponent	Score	RPI	S	Opponent	Score
20	H	James Madison	68 77	33	H	Western Ky.	65 70	76	A	Drexel	53 52	113	H	UNI	61 58
								76	H	Drexel	56 63	119	A	Elon	55 53
								83	A	Fordham	46 60	164	H	Central Conn. St.	66 71
								84	A	Albany (NY)	65 55	168	A	William & Mary	56 57
								99	A	Boston College	75 61	168	H	William & Mary	52 46
												170	H	Robert Morris	71 51
												171	H	Fairfield	66 53
												175	A	Delaware	53 64
												175	H	Delaware	62 73
												206	A	Virginia Tech	43 60
												228	A	Towson	58 42
												228	H	Towson	62 48
												250	H	UNCW	71 57
												272	A	Norfolk St.	64 47
												277	A	Col. of Charleston	69 57
												277	H	Col. of Charleston	78 53
												293	A	Northeastern	66 45
												293	H	Northeastern	85 83
												308	A	NJIT	62 47
LAST 12 Division I GAMES:															
228	H	Towson	62 48	293	A	Northeastern	66 45								
119	A	Elon	55 53	168	A	William & Mary	56 57								
277	A	Col. of Charleston	69 57	76	H	Drexel	56 63								
168	H	William & Mary	52 46	250	H	UNCW	71 57								
20	H	James Madison	68 77	175	A	Delaware	53 64								
175	H	Delaware	62 73	228	A	Towson	58 42								

Non-Div I Games:

Hofstra

■ Loss,
 ■ Non-Conf, S Site,
 ■ Home
 ■ Away
 N Neutral

Average RPI Win: 212	WON-LOST	WINNING	LAST 10	STRENGTH OF	OPP. STRENGTH	TEAM	ADJ.	CONF.	ADJ CONF.
Average RPI Loss: 92	RECORD	PCT. RANK	GAMES	SCHEDULE	OF SCHEDULE	RPI	RPI	RPI	RPI
DIV. I ONLY	17- 9	81	6- 4	234	107	109	109	15	15
DIV. I NON-CONF.	10- 4	80	0- 0	207	111	77	77	15	15
TOTALS	RPI 1-25	RPI 26-50	W-L RECORDS	RPI 51-100	RPI 101-150	RPI 150+			
17- 9	0- 1	0- 1	OVERALL	2- 4	1- 2	14- 1			
10- 2	0- 0	0- 0	HOME	1- 1	0- 1	9- 0			
7- 6	0- 0	0- 1	AWAY	1- 3	1- 1	5- 1			
0- 1	0- 1	0- 0	NEUTRAL	0- 0	0- 0	0- 0			
10- 4	0- 1	0- 1	NON-CONFERENCE	1- 1	0- 1	9- 0			
6- 0	0- 0	0- 0	HOME	0- 0	0- 0	6- 0			
4- 3	0- 0	0- 1	AWAY	1- 1	0- 1	3- 0			
0- 1	0- 1	0- 0	NEUTRAL	0- 0	0- 0	0- 0			
7- 5	0- 0	0- 0	CONFERENCE	1- 3	1- 1	5- 1			
4- 2	0- 0	0- 0	HOME	1- 1	0- 1	3- 0			
3- 3	0- 0	0- 0	AWAY	0- 2	1- 0	2- 1			
0- 0	0- 0	0- 0	NEUTRAL	0- 0	0- 0	0- 0			

RPI S	Opponent	Score	RPI S	Opponent	Score	RPI S	Opponent	Score	RPI S	Opponent	Score	Team's RPI: 109
16 N	FGCU	64 73	45 A	St. Mary's (CA)	63 73	63 A	BYU	63 54	106 A	Long Beach St.	67 52	
						80 A	Southern California	74 85	114 A	Saint Joseph's	54 61	
						87 A	Hawaii	49 64	131 H	UC Riverside	56 68	
						87 H	Hawaii	53 46	153 A	Cal Poly	54 63	
						100 A	UC Davis	67 73	153 H	Cal Poly	70 58	
						100 H	UC Davis	49 60	154 H	Sacramento St.	81 66	
									186 H	Montana St.	78 66	
									189 H	Texas Southern	63 50	
									192 H	Cal St. Fullerton	82 51	
									201 H	Idaho	67 50	
									216 H	Pepperdine	74 48	
									225 A	San Diego St.	65 54	
									269 A	UC Irvine	72 63	
									273 A	Northern Ariz.	77 71	
									290 H	Portland	45 41	
									324 A	Seattle	86 63	
									336 A	UC Santa Barbara	60 21	
									336 H	UC Santa Barbara	84 48	
LAST 12 Division I GAMES:												
336 A	UC Santa Barbara	60 21	106 A	Long Beach St.	67 52							
153 H	Cal Poly	70 58	269 A	UC Irvine	72 63							
192 H	Cal St. Fullerton	82 51	153 A	Cal Poly	54 63							
100 A	UC Davis	67 73	336 H	UC Santa Barbara	84 48							
87 A	Hawaii	49 64	87 H	Hawaii	53 46							
131 H	UC Riverside	56 68	100 H	UC Davis	49 60							

Non-Div I Games:

CSUN

Average RPI Win: 190		WON-LOST	WINNING	LAST 10	STRENGTH OF	OPP. STRENGTH	TEAM	ADJ.	CONF.	ADJ CONF.
Average RPI Loss: 63		RECORD	PCT. RANK	GAMES	SCHEDULE	OF SCHEDULE	RPI	RPI	RPI	RPI
DIV. I ONLY		15- 11	124	3- 4	119	47	110	110	2	2
DIV. I NON-CONF.		10- 3	52	2- 0	312	180	152	152	3	3
TOTALS	RPI 1-25	RPI 26-50		W-L RECORDS		RPI 51-100	RPI 101-150	RPI 150+		
15- 11	0- 4	2- 3		OVERALL		3- 2	0- 1	10- 1		
11- 4	0- 2	2- 0		HOME		3- 1	0- 0	6- 1		
4- 6	0- 2	0- 3		AWAY		0- 1	0- 0	4- 0		
0- 1	0- 0	0- 0		NEUTRAL		0- 0	0- 1	0- 0		
10- 3	0- 0	2- 0		NON-CONFERENCE		1- 1	0- 1	7- 1		
8- 1	0- 0	2- 0		HOME		1- 0	0- 0	5- 1		
2- 1	0- 0	0- 0		AWAY		0- 1	0- 0	2- 0		
0- 1	0- 0	0- 0		NEUTRAL		0- 0	0- 1	0- 0		
5- 8	0- 4	0- 3		CONFERENCE		2- 1	0- 0	3- 0		
3- 3	0- 2	0- 0		HOME		2- 1	0- 0	1- 0		
2- 5	0- 2	0- 3		AWAY		0- 0	0- 0	2- 0		
0- 0	0- 0	0- 0		NEUTRAL		0- 0	0- 0	0- 0		

RPI 1-25				RPI 26-50				RPI 51-100				RPI 101+			
RPI	S	Opponent	Score	RPI	S	Opponent	Score	RPI	S	Opponent	Score	RPI	S	Opponent	Score
3	A	Notre Dame	54 75	28	A	Pittsburgh	63 68	75	H	North Carolina St.	71 63	116	N	Toledo	62 64
8	A	Louisville	55 67	29	A	Syracuse	58 70	76	H	Drexel	72 66	165	A	Clemson	77 72
11	H	Duke	45 71	40	H	Ohio St.	87 82	90	A	Illinois	63 86	181	A	Xavier	71 62
13	H	Florida St.	56 65	45	H	St. Mary's (CA)	62 49	95	H	Georgia Tech	62 68	191	H	Auburn	66 51
				47	A	Miami (FL)	58 67	99	H	Boston College	68 56	202	H	Radford	75 47
												205	H	Wake Forest	72 70
												206	A	Virginia Tech	62 47
												249	H	Davidson	57 67
												333	A	FIU	74 61
												344	H	Howard	74 53
												346	H	Longwood	91 49
												347	H	Delaware St.	100 62
LAST 12 Division I GAMES:															
333	A	FIU	74 61	165	A	Clemson	77 72								
76	H	Drexel	72 66	75	H	North Carolina St.	71 63								
28	A	Pittsburgh	63 68	95	H	Georgia Tech	62 68								
13	H	Florida St.	56 65	47	A	Miami (FL)	58 67								
11	H	Duke	45 71	8	A	Louisville	55 67								
3	A	Notre Dame	54 75	99	H	Boston College	68 56								

Non-Div I Games:

Virginia

■ Loss, ■ Non-Conf, S Site, H Home A Away N Neutral

Average RPI Win: 229	WON-LOST	WINNING	LAST 10	STRENGTH OF	OPP. STRENGTH	TEAM	ADJ.	CONF.	ADJ CONF.
Average RPI Loss: 110	RECORD	PCT. RANK	GAMES	SCHEDULE	OF SCHEDULE	RPI	RPI	RPI	RPI
DIV. I ONLY	13- 11	154	6- 4	111	200	111	111	17	17
DIV. I NON-CONF.	4- 6	207	0- 0	118	217	125	125	17	17
TOTALS	RPI 1-25	RPI 26-50	W-L RECORDS	RPI 51-100	RPI 101-150	RPI 150+			
13- 11	0- 0	0- 4	OVERALL	0- 3	2- 1	11- 3			
6- 3	0- 0	0- 1	HOME	0- 1	0- 0	6- 1			
6- 8	0- 0	0- 0	AWAY	0- 2	2- 0	4- 0			
1- 0	0- 0	0- 0	NEUTRAL	0- 0	0- 0	1- 0			
4- 6	0- 0	0- 1	NON-CONFERENCE	0- 2	1- 1	3- 2			
1- 0	0- 0	0- 0	HOME	0- 0	0- 0	1- 0			
2- 6	0- 0	0- 1	AWAY	0- 2	1- 1	1- 2			
1- 0	0- 0	0- 0	NEUTRAL	0- 0	0- 0	1- 0			
9- 5	0- 0	0- 3	CONFERENCE	0- 1	1- 0	8- 1			
5- 3	0- 0	0- 1	HOME	0- 1	0- 0	5- 1			
4- 2	0- 0	0- 2	AWAY	0- 0	1- 0	3- 0			
0- 0	0- 0	0- 0	NEUTRAL	0- 0	0- 0	0- 0			

RPI 1-25				RPI 26-50				RPI 51-100				RPI 101+ Team's RPI: 111			
RPI	S	Opponent	Score	RPI	S	Opponent	Score	RPI	S	Opponent	Score	RPI	S	Opponent	Score
				30	A	Mississippi St.	77 81	61	A	LSU	59 73	132	A	Marshall	68 67
				33	A	Western Ky.	66 82	81	H	Southern Miss.	77 79	138	A	Stephen F. Austin	76 69
				50	A	Middle Tenn.	59 82	95	A	Georgia Tech	81 96	145	A	La.-Lafayette	55 58
				50	H	Middle Tenn.	44 68					158	N	Harvard	83 64
												177	H	UTSA	79 74
												203	A	UAB	61 55
												203	H	UAB	54 63
												218	H	Charlotte	71 61
												220	A	Northwestern St.	57 69
												222	H	Nicholls St.	80 62
												231	A	Fla. Atlantic	73 68
												241	A	Utah	52 67
												243	H	UTEP	90 72
												258	H	Rice	88 71
												317	H	North Texas	92 57
												333	A	FIU	79 56
												342	A	Alabama A&M	70 68
LAST 12 Division I GAMES:															
				218	H	Charlotte	71 61	33	A	Western Ky.	66 82				
				333	A	FIU	79 56	258	H	Rice	88 71				
				231	A	Fla. Atlantic	73 68	317	H	North Texas	92 57				
				50	H	Middle Tenn.	44 68	50	A	Middle Tenn.	59 82				
				203	H	UAB	54 63	203	A	UAB	61 55				
				132	A	Marshall	68 67	177	H	UTSA	79 74				

Non-Div I Games: Loyola (LA) 75 61

Louisiana Tech

■ Loss,
 ■ Non-Conf,
 ■ S Site,
 ■ H Home
 ■ A Away
 N Neutral

Montana

Through Games Of Feb. 19, 2015

Average RPI Win:	237	WON-LOST	WINNING	LAST 10	STRENGTH OF	OPP. STRENGTH	TEAM	ADJ.	CONF.	ADJ CONF.
Average RPI Loss:	132	RECORD	PCT. RANK	GAMES	SCHEDULE	OF SCHEDULE	RPI	RPI	RPI	RPI
DIV. I ONLY	16- 7	59	8- 2	238	232	112	112	21	21	
DIV. I NON-CONF.	5- 4	139	0- 0	280	199	193	193	21	21	
TOTALS	RPI 1-25	RPI 26-50	W-L RECORDS	RPI 51-100	RPI 101-150	RPI 150+				
16- 7	0- 1	0- 0	OVERALL	0- 1	1- 2	15- 3				
8- 2	0- 0	0- 0	HOME	0- 0	1- 0	7- 2				
7- 3	0- 0	0- 0	AWAY	0- 1	0- 2	7- 0				
1- 2	0- 1	0- 0	NEUTRAL	0- 0	0- 0	1- 1				
5- 4	0- 1	0- 0	NON-CONFERENCE	0- 1	0- 0	5- 2				
2- 1	0- 0	0- 0	HOME	0- 0	0- 0	2- 1				
2- 1	0- 0	0- 0	AWAY	0- 1	0- 0	2- 0				
1- 2	0- 1	0- 0	NEUTRAL	0- 0	0- 0	1- 1				
11- 3	0- 0	0- 0	CONFERENCE	0- 0	1- 2	10- 1				
6- 1	0- 0	0- 0	HOME	0- 0	1- 0	5- 1				
5- 2	0- 0	0- 0	AWAY	0- 0	0- 2	5- 0				
0- 0	0- 0	0- 0	NEUTRAL	0- 0	0- 0	0- 0				

RPI 1-25				RPI 26-50				RPI 51-100				RPI 101+				Team's RPI: 112	
RPI	S	Opponent	Score	RPI	S	Opponent	Score	RPI	S	Opponent	Score	RPI	S	Opponent	Score		
17	N	Princeton	55 80					58	A	Pacific	50 62	120	A	North Dakota	52 59		
												120	H	North Dakota	66 51		
												143	A	Eastern Wash.	64 65		
												154	H	Sacramento St.	94 86		
												174	A	Northern Colo.	64 58		
												174	H	Northern Colo.	51 52		
												186	H	Montana St.	62 48		
												201	A	Idaho	87 74		
												205	N	Wake Forest	60 73		
												208	H	Wyoming	54 60		
												218	N	Charlotte	67 58		
												233	A	Southern Utah	59 37		
												245	A	Idaho St.	69 51		
												245	H	Idaho St.	77 65		
												246	H	Weber St.	53 43		
												253	H	Austin Peay	83 62		
												273	A	Northern Ariz.	69 42		
												290	A	Portland	69 55		
												305	H	Portland St.	72 31		
												323	H	Utah Valley	68 44		
												324	A	Seattle	70 64		
LAST 12 Division I GAMES:																	
				245	A	Idaho St.	69 51					305	H	Portland St.	72 31		
				174	H	Northern Colo.	51 52					233	A	Southern Utah	59 37		
				120	H	North Dakota	66 51					273	A	Northern Ariz.	69 42		
				201	A	Idaho	87 74					186	H	Montana St.	62 48		
				143	A	Eastern Wash.	64 65					245	H	Idaho St.	77 65		
				154	H	Sacramento St.	94 86					246	H	Weber St.	53 43		

Non-Div I Games: Montana Western 55 44 Carroll (MT) 64 34

Montana

Loss, Non-Conf, S Site, H Home A Away N Neutral

Average RPI Win:	232	WON-LOST	WINNING	LAST 10	STRENGTH OF	OPP. STRENGTH	TEAM	ADJ.	CONF.	ADJ CONF.
Average RPI Loss:	69	RECORD	PCT. RANK	GAMES	SCHEDULE	OF SCHEDULE	RPI	RPI	RPI	RPI
DIV. I ONLY	12- 11	167	6- 4	90	148	113	113	19	19	
DIV. I NON-CONF.	4- 7	220	0- 0	15	150	129	129	16	16	
TOTALS	RPI 1-25	RPI 26-50	W-L RECORDS	RPI 51-100	RPI 101-150	RPI 150+				
12- 11	0- 1	0- 1	OVERALL	0- 7	2- 2	10- 0				
6- 4	0- 0	0- 0	HOME	0- 4	1- 0	5- 0				
6- 6	0- 1	0- 0	AWAY	0- 3	1- 2	5- 0				
0- 1	0- 0	0- 1	NEUTRAL	0- 0	0- 0	0- 0				
4- 7	0- 1	0- 1	NON-CONFERENCE	0- 4	1- 1	3- 0				
3- 2	0- 0	0- 0	HOME	0- 2	0- 0	3- 0				
1- 4	0- 1	0- 0	AWAY	0- 2	1- 1	0- 0				
0- 1	0- 0	0- 1	NEUTRAL	0- 0	0- 0	0- 0				
8- 4	0- 0	0- 0	CONFERENCE	0- 3	1- 1	7- 0				
3- 2	0- 0	0- 0	HOME	0- 2	1- 0	2- 0				
5- 2	0- 0	0- 0	AWAY	0- 1	0- 1	5- 0				
0- 0	0- 0	0- 0	NEUTRAL	0- 0	0- 0	0- 0				

RPI 1-25				RPI 26-50				RPI 51-100				RPI 101+ Team's RPI: 113			
RPI	S	Opponent	Score	RPI	S	Opponent	Score	RPI	S	Opponent	Score	RPI	S	Opponent	Score
7	A	Iowa	45 73	48	N	Tulane	48 71	55	H	Wichita St.	52 70	107	A	Southern Ill.	75 79
								65	A	Akron	73 82	107	H	Southern Ill.	79 70
								70	H	South Dakota St.	60 74	108	A	Hofstra	58 61
								72	H	Creighton	56 58	139	A	Tulsa	69 66
								73	A	Drake	67 87	163	A	Indiana St.	57 55
								73	H	Drake	72 76	173	H	Dartmouth	62 46
								77	A	South Dakota	77 85	194	H	Missouri St.	64 56
												244	A	Evansville	58 44
												252	H	Northern Ill.	51 42
												267	H	North Dakota St.	56 41
												298	A	Loyola Chicago	75 58
												313	A	Bradley	70 51
												319	A	Illinois St.	59 52
												319	H	Illinois St.	71 43
LAST 12 Division I GAMES:															
		73	A	Drake	67	87				244	A	Evansville	58	44	
		107	A	Southern Ill.	75	79				73	H	Drake	72	76	
		319	A	Illinois St.	59	52				319	H	Illinois St.	71	43	
		194	H	Missouri St.	64	56				107	H	Southern Ill.	79	70	
		55	H	Wichita St.	52	70				298	A	Loyola Chicago	75	58	
		163	A	Indiana St.	57	55				313	A	Bradley	70	51	

Non-Div I Games:

UNI

Saint Joseph's

Through Games Of Feb. 19, 2015

Average RPI Win:	171	WON-LOST	WINNING	LAST 10	STRENGTH OF	OPP. STRENGTH	TEAM	ADJ.	CONF.	ADJ CONF.
Average RPI Loss:	73	RECORD	PCT. RANK	GAMES	SCHEDULE	OF SCHEDULE	RPI	RPI	RPI	RPI
DIV. I ONLY	9- 16	254	4- 6	10	97	114	114	6	6	
DIV. I NON-CONF.	4- 8	234	0- 0	2	118	86	86	6	6	
TOTALS	RPI 1-25	RPI 26-50	W-L RECORDS	RPI 51-100	RPI 101-150	RPI 150+				
9- 16	0- 3	0- 4	OVERALL	1- 5	3- 2	5- 2				
7- 4	0- 0	0- 1	HOME	1- 1	3- 1	3- 1				
1- 12	0- 3	0- 3	AWAY	0- 4	0- 1	1- 1				
1- 0	0- 0	0- 0	NEUTRAL	0- 0	0- 0	1- 0				
4- 8	0- 1	0- 3	NON-CONFERENCE	1- 3	1- 1	2- 0				
3- 2	0- 0	0- 1	HOME	1- 0	1- 1	1- 0				
0- 6	0- 1	0- 2	AWAY	0- 3	0- 0	0- 0				
1- 0	0- 0	0- 0	NEUTRAL	0- 0	0- 0	1- 0				
5- 8	0- 2	0- 1	CONFERENCE	0- 2	2- 1	3- 2				
4- 2	0- 0	0- 0	HOME	0- 1	2- 0	2- 1				
1- 6	0- 2	0- 1	AWAY	0- 1	0- 1	1- 1				
0- 0	0- 0	0- 0	NEUTRAL	0- 0	0- 0	0- 0				

RPI 1-25				RPI 26-50				RPI 51-100				RPI 101+ Team's RPI: 114			
RPI	S	Opponent	Score	RPI	S	Opponent	Score	RPI	S	Opponent	Score	RPI	S	Opponent	Score
3	A	Notre Dame	50 64	32	H	Quinnipiac	67 69	66	A	Penn	51 65	104	H	Lehigh	71 73
14	A	Dayton	64 82	36	A	Rutgers	52 76	76	A	Drexel	63 76	109	H	CSUN	61 54
18	A	George Washington	69 83	44	A	Seton Hall	60 77	82	H	Villanova	58 54	118	A	Rhode Island	61 63
				49	A	Duquesne	54 63	83	A	Fordham	47 57	123	H	St. Bonaventure	66 48
								83	H	Fordham	47 48	125	H	VCU	63 46
								86	A	Liberty	75 76	151	H	Temple	78 74
												156	A	Saint Louis	51 52
												178	H	La Salle	70 64
												198	H	Massachusetts	47 65
												226	H	George Mason	82 51
												249	A	Davidson	57 52
												296	N	St. Francis Brooklyn	64 42
LAST 12 Division I GAMES:															
226	H	George Mason	82 51	156	A	Saint Louis	51 52								
14	A	Dayton	64 82	123	H	St. Bonaventure	66 48								
118	A	Rhode Island	61 63	49	A	Duquesne	54 63								
83	H	Fordham	47 48	83	A	Fordham	47 57								
178	H	La Salle	70 64	198	H	Massachusetts	47 65								
249	A	Davidson	57 52	18	A	George Washington	69 83								

Non-Div I Games:

Saint Joseph's

■ Loss,
 ■ Non-Conf,
 ■ S Site,
 ■ H Home
 ■ A Away
 N Neutral

Average RPI Win:	253	WON-LOST	WINNING	LAST 10	STRENGTH OF	OPP. STRENGTH	TEAM	ADJ.	CONF.	ADJ CONF.
Average RPI Loss:	144	RECORD	PCT. RANK	GAMES	SCHEDULE	OF SCHEDULE	RPI	RPI	RPI	RPI
DIV. I ONLY	18- 8	62	9- 1	280	249	115	115	20	20	
DIV. I NON-CONF.	8- 7	157	0- 1	243	285	161	161	22	22	
TOTALS	RPI 1-25	RPI 26-50	W-L RECORDS	RPI 51-100	RPI 101-150	RPI 150+				
18- 8	0- 1	0- 1	OVERALL	0- 0	2- 2	16- 4				
8- 2	0- 0	0- 1	HOME	0- 0	1- 1	7- 0				
10- 5	0- 1	0- 0	AWAY	0- 0	1- 1	9- 3				
0- 1	0- 0	0- 0	NEUTRAL	0- 0	0- 0	0- 1				
8- 7	0- 1	0- 0	NON-CONFERENCE	0- 0	0- 2	8- 4				
3- 1	0- 0	0- 0	HOME	0- 0	0- 1	3- 0				
5- 5	0- 1	0- 0	AWAY	0- 0	0- 1	5- 3				
0- 1	0- 0	0- 0	NEUTRAL	0- 0	0- 0	0- 1				
10- 1	0- 0	0- 1	CONFERENCE	0- 0	2- 0	8- 0				
5- 1	0- 0	0- 1	HOME	0- 0	1- 0	4- 0				
5- 0	0- 0	0- 0	AWAY	0- 0	1- 0	4- 0				
0- 0	0- 0	0- 0	NEUTRAL	0- 0	0- 0	0- 0				

RPI 1-25				RPI 26-50				RPI 51-100				RPI 101+ Team's RPI: 115			
RPI	S	Opponent	Score	RPI	S	Opponent	Score	RPI	S	Opponent	Score	RPI	S	Opponent	Score
15	A	North Carolina	62 95	26	H	Chattanooga	56 64					136	A	Furman	73 72
												136	H	Furman	72 61
												147	A	Indiana	69 97
												148	H	Appalachian St.	70 76
												163	A	Indiana St.	69 76
												176	H	Iona	76 64
												183	A	Mercer	72 70
												190	H	Samford	48 46
												193	H	High Point	84 76
												199	N	Jacksonville St.	56 57
												206	A	Virginia Tech	65 72
												221	A	Morehead St.	86 77
												226	A	George Mason	84 71
												250	A	UNCW	48 61
												270	H	Eastern Ky.	64 49
												304	A	UNC Greensboro	84 66
												304	H	UNC Greensboro	87 65
												307	A	Western Caro.	63 60
												307	H	Western Caro.	51 40
												311	A	Wofford	79 47
												311	H	Wofford	69 47
												316	A	Saint Francis (PA)	79 63
												325	A	UNC Asheville	81 68
												342	A	Alabama A&M	88 64
LAST 12 Division I GAMES:															
304	A	UNC Greensboro	84 66	183	A	Mercer	72 70								
307	H	Western Caro.	51 40	311	H	Wofford	69 47								
136	H	Furman	72 61	304	H	UNC Greensboro	87 65								
307	A	Western Caro.	63 60	311	A	Wofford	79 47								
26	H	Chattanooga	56 64	136	A	Furman	73 72								
190	H	Samford	48 46	15	A	North Carolina	62 95								

Non-Div I Games:

East Tenn. St.

■ Loss,
■ Non-Conf,
■ S Site,
■ H Home
■ A Away
N Neutral

Average RPI Win:	191	WON-LOST	WINNING	LAST 10	STRENGTH OF	OPP. STRENGTH	TEAM	ADJ.	CONF.	ADJ CONF.
Average RPI Loss:	105	RECORD	PCT. RANK	GAMES	SCHEDULE	OF SCHEDULE	RPI	RPI	RPI	RPI
DIV. I ONLY	13- 10	134	3- 2	125	131	116	116	16	16	
DIV. I NON-CONF.	6- 4	132	1- 0	195	36	117	117	18	18	
TOTALS	RPI 1-25	RPI 26-50	W-L RECORDS	RPI 51-100	RPI 101-150	RPI 150+				
13- 10	0- 1	0- 0	OVERALL	1- 4	5- 4	7- 1				
6- 4	0- 0	0- 0	HOME	0- 1	2- 2	4- 1				
3- 6	0- 1	0- 0	AWAY	1- 3	1- 2	1- 0				
4- 0	0- 0	0- 0	NEUTRAL	0- 0	2- 0	2- 0				
6- 4	0- 1	0- 0	NON-CONFERENCE	0- 1	3- 1	3- 1				
2- 1	0- 0	0- 0	HOME	0- 0	1- 0	1- 1				
0- 3	0- 1	0- 0	AWAY	0- 1	0- 1	0- 0				
4- 0	0- 0	0- 0	NEUTRAL	0- 0	2- 0	2- 0				
7- 6	0- 0	0- 0	CONFERENCE	1- 3	2- 3	4- 0				
4- 3	0- 0	0- 0	HOME	0- 1	1- 2	3- 0				
3- 3	0- 0	0- 0	AWAY	1- 2	1- 1	1- 0				
0- 0	0- 0	0- 0	NEUTRAL	0- 0	0- 0	0- 0				

RPI 1-25				RPI 26-50				RPI 51-100				RPI 101+ Team's RPI: 116			
RPI	S	Opponent	Score	RPI	S	Opponent	Score	RPI	S	Opponent	Score	RPI	S	Opponent	Score
14	A	Dayton	57 79					65	A	Akron	56 82	101	A	Cleveland St.	71 81
								65	H	Akron	101 102	107	N	Southern Ill.	64 48
								71	A	Ohio	58 65	110	N	Virginia	64 62
								85	A	Western Mich.	65 46	123	H	St. Bonaventure	64 58
								98	A	Purdue	48 66	126	H	Ball St.	61 69
												127	A	Buffalo	61 68
												127	H	Buffalo	75 63
												141	A	Central Mich.	61 46
												144	H	Eastern Mich.	61 75
												167	N	Arizona	69 54
												201	H	Idaho	80 67
												240	H	Detroit	72 83
												252	H	Northern Ill.	73 57
												278	N	Nevada	65 56
												281	A	Bowling Green	64 48
												300	H	Kent St.	67 49
												306	H	Miami (OH)	63 53
LAST 12 Division I GAMES:															
167	N	Arizona	69 54	281	A	Bowling Green	64 48								
252	H	Northern Ill.	73 57	144	H	Eastern Mich.	61 75								
65	A	Akron	56 82	127	H	Buffalo	75 63								
141	A	Central Mich.	61 46	85	A	Western Mich.	65 46								
126	H	Ball St.	61 69	65	H	Akron	101 102								
127	A	Buffalo	61 68	71	A	Ohio	58 65								

Non-Div I Games: Wis.-Parkside 70 43

Toledo

■ Loss,
 ■ Non-Conf,
 ■ S Site,
 ■ Home
 ■ A Away
 N Neutral

Average RPI Win:	229	WON-LOST	WINNING	LAST 10	STRENGTH OF	OPP. STRENGTH	TEAM	ADJ.	CONF.	ADJ CONF.
Average RPI Loss:	92	RECORD	PCT. RANK	GAMES	SCHEDULE	OF SCHEDULE	RPI	RPI	RPI	RPI
DIV. I ONLY	11- 10	162	7- 3	93	128	117	117	8	8	
DIV. I NON-CONF.	6- 7	174	2- 2	151	151	159	159	10	10	
TOTALS	RPI 1-25	RPI 26-50	W-L RECORDS	RPI 51-100	RPI 101-150	RPI 150+				
11- 10	0- 4	0- 0	OVERALL	2- 2	0- 1	9- 3				
7- 3	0- 1	0- 0	HOME	2- 2	0- 0	5- 0				
4- 6	0- 3	0- 0	AWAY	0- 0	0- 0	4- 3				
0- 1	0- 0	0- 0	NEUTRAL	0- 0	0- 1	0- 0				
6- 7	0- 3	0- 0	NON-CONFERENCE	1- 1	0- 1	5- 2				
4- 1	0- 0	0- 0	HOME	1- 1	0- 0	3- 0				
2- 5	0- 3	0- 0	AWAY	0- 0	0- 0	2- 2				
0- 1	0- 0	0- 0	NEUTRAL	0- 0	0- 1	0- 0				
5- 3	0- 1	0- 0	CONFERENCE	1- 1	0- 0	4- 1				
3- 2	0- 1	0- 0	HOME	1- 1	0- 0	2- 0				
2- 1	0- 0	0- 0	AWAY	0- 0	0- 0	2- 1				
0- 0	0- 0	0- 0	NEUTRAL	0- 0	0- 0	0- 0				

RPI S	Opponent	Score	RPI S	Opponent	Score	RPI S	Opponent	Score	RPI S	Opponent	Score	Team's RPI: 117
10	A Arizona St.	51 69				66	H Penn	42 61	149	N Boise St.	53 59	
17	H Princeton	50 56				78	H Maine	57 55	157	A Bucknell	66 73	
22	A Washington	51 81				88	H St. John's (NY)	50 61	158	A Harvard	55 65	
23	A Oklahoma	54 71				96	H Cornell	60 53	173	A Dartmouth	60 46	
									184	H Holy Cross	83 70	
									229	A Brown	79 69	
									229	H Brown	66 49	
									232	A UMass Lowell	72 80	
									259	H Monmouth	62 58	
									294	H Columbia	55 47	
									314	H Boston U.	66 59	
									327	A Wagner	90 65	
									332	A Saint Peter's	53 45	
LAST 12 Division I GAMES:												
17	H Princeton	50 56	229	A Brown	79 69							
66	H Penn	42 61	229	H Brown	66 49							
158	A Harvard	55 65	332	A Saint Peter's	53 45							
173	A Dartmouth	60 46	78	H Maine	57 55							
96	H Cornell	60 53	23	A Oklahoma	54 71							
294	H Columbia	55 47	10	A Arizona St.	51 69							

Non-Div I Games: Alas. Anchorage 63 72

Yale

Loss, Non-Conf, S Site, H Home A Away N Neutral

Rhode Island

Through Games Of Feb. 19, 2015

Average RPI Win:	197	WON-LOST	WINNING	LAST 10	STRENGTH OF	OPP. STRENGTH	TEAM	ADJ.	CONF.	ADJ CONF.
Average RPI Loss:	121	RECORD	PCT. RANK	GAMES	SCHEDULE	OF SCHEDULE	RPI	RPI	RPI	RPI
DIV. I ONLY	15- 10	109	5- 5	170	118	118	118	6	6	
DIV. I NON-CONF.	8- 4	92	0- 0	289	241	175	175	6	6	
TOTALS	RPI 1-25	RPI 26-50	W-L RECORDS	RPI 51-100	RPI 101-150	RPI 150+				
15- 10	0- 2	1- 0	OVERALL	1- 2	2- 3	11- 3				
8- 5	0- 1	1- 0	HOME	1- 2	1- 1	5- 1				
6- 5	0- 1	0- 0	AWAY	0- 0	1- 2	5- 2				
1- 0	0- 0	0- 0	NEUTRAL	0- 0	0- 0	1- 0				
8- 4	0- 0	0- 0	NON-CONFERENCE	0- 1	1- 1	7- 2				
3- 3	0- 0	0- 0	HOME	0- 1	0- 1	3- 1				
4- 1	0- 0	0- 0	AWAY	0- 0	1- 0	3- 1				
1- 0	0- 0	0- 0	NEUTRAL	0- 0	0- 0	1- 0				
7- 6	0- 2	1- 0	CONFERENCE	1- 1	1- 2	4- 1				
5- 2	0- 1	1- 0	HOME	1- 1	1- 0	2- 0				
2- 4	0- 1	0- 0	AWAY	0- 0	0- 2	2- 1				
0- 0	0- 0	0- 0	NEUTRAL	0- 0	0- 0	2- 0				

RPI	S	Opponent	Score	RPI	S	Opponent	Score	RPI	S	Opponent	Score	RPI	S	Opponent	Score	Team's RPI: 118
14	A	Dayton	33 77	49	H	Duquesne	62 61	59	H	East Carolina	38 66	114	H	Saint Joseph's	63 61	
18	H	George Washington	49 59					83	H	Fordham	71 56	123	A	St. Bonaventure	59 73	
								91	H	Richmond	50 54	125	A	VCU	48 64	
												132	H	Marshall	45 61	
												140	A	Bryant	60 56	
												164	H	Central Conn. St.	58 46	
												173	H	Dartmouth	44 54	
												178	A	La Salle	45 47	
												178	H	La Salle	55 54	
												198	H	Massachusetts	70 58	
												226	A	George Mason	57 45	
												228	N	Towson	60 49	
												229	H	Brown	65 61	
												232	A	UMass Lowell	75 66	
												238	A	Providence	63 56	
												249	A	Davidson	71 62	
												294	A	Columbia	69 79	
												312	A	LIU Brooklyn	66 49	
												314	H	Boston U.	56 48	
LAST 12 Division I GAMES:																
178	A	La Salle	45 47	226	A	George Mason	57 45	14	A	Dayton	33 77					
83	H	Fordham	71 56	178	H	La Salle	55 54	18	H	George Washington	49 59					
114	H	Saint Joseph's	63 61	249	A	Davidson	71 62									
123	A	St. Bonaventure	59 73	125	A	VCU	48 64									
198	H	Massachusetts	70 58													
91	H	Richmond	50 54													

Non-Div I Games:

Rhode Island

■ Loss,
 ■ Non-Conf,
 ■ S Site,
 ■ H Home
 ■ A Away
 N Neutral

Average RPI Win: 215	WON-LOST	WINNING	LAST 10	STRENGTH OF	OPP. STRENGTH	TEAM	ADJ.	CONF.	ADJ CONF.
Average RPI Loss: 105	RECORD	PCT. RANK	GAMES	SCHEDULE	OF SCHEDULE	RPI	RPI	RPI	RPI
DIV. I ONLY	13- 10	134	5- 5	152	108	119	119	13	13
DIV. I NON-CONF.	5- 4	139	0- 0	29	108	69	69	11	11
TOTALS	RPI 1-25	RPI 26-50	W-L RECORDS	RPI 51-100	RPI 101-150	RPI 150+			
13- 10	0- 3	0- 1	OVERALL	1- 2	1- 1	11- 3			
6- 5	0- 1	0- 1	HOME	1- 1	1- 1	4- 1			
7- 4	0- 1	0- 0	AWAY	0- 1	0- 0	7- 2			
0- 1	0- 1	0- 0	NEUTRAL	0- 0	0- 0	0- 0			
5- 4	0- 1	0- 1	NON-CONFERENCE	1- 1	1- 0	3- 1			
3- 1	0- 0	0- 1	HOME	1- 0	1- 0	1- 0			
2- 2	0- 0	0- 0	AWAY	0- 1	0- 0	2- 1			
0- 1	0- 1	0- 0	NEUTRAL	0- 0	0- 0	0- 0			
8- 6	0- 2	0- 0	CONFERENCE	0- 1	0- 1	8- 2			
3- 4	0- 1	0- 0	HOME	0- 1	0- 1	3- 1			
5- 2	0- 1	0- 0	AWAY	0- 0	0- 0	5- 1			
0- 0	0- 0	0- 0	NEUTRAL	0- 0	0- 0	0- 0			

RPI 1-25				RPI 26-50				RPI 51-100				RPI 101+ Team's RPI: 119			
RPI	S	Opponent	Score	RPI	S	Opponent	Score	RPI	S	Opponent	Score	RPI	S	Opponent	Score
15	N	North Carolina	67 85	41	H	Vanderbilt	50 66	75	A	North Carolina St.	51 84	108	H	Hofstra	53 55
20	A	James Madison	60 89					76	H	Drexel	47 57	136	H	Furman	81 71
20	H	James Madison	51 68					86	H	Liberty	73 62	168	A	William & Mary	72 59
												175	A	Delaware	60 50
												193	A	High Point	71 87
												197	H	Navy	69 56
												218	A	Charlotte	67 54
												219	A	Campbell	77 51
												228	A	Towson	84 70
												228	H	Towson	58 43
												250	A	UNCW	68 76
												250	H	UNCW	82 86
												277	A	Col. of Charleston	75 71
												277	H	Col. of Charleston	77 68
												293	A	Northeastern	74 73
												293	H	Northeastern	80 77
LAST 12 Division I GAMES:															
293	A	Northeastern	74 73	293	H	Northeastern	80 77								
108	H	Hofstra	53 55	250	A	UNCW	68 76								
250	H	UNCW	82 86	228	H	Towson	58 43								
277	A	Col. of Charleston	75 71	20	H	James Madison	51 68								
228	A	Towson	84 70	277	H	Col. of Charleston	77 68								
20	A	James Madison	60 89	168	A	William & Mary	72 59								

Non-Div I Games: Anderson (SC) 77 72 Lenoir-Rhyne 62 46

Elon

North Dakota

Through Games Of Feb. 19, 2015

Average RPI Win:	232	WON-LOST	WINNING	LAST 10	STRENGTH OF	OPP. STRENGTH	TEAM	ADJ.	CONF.	ADJ CONF.
Average RPI Loss:	157	RECORD	PCT. RANK	GAMES	SCHEDULE	OF SCHEDULE	RPI	RPI	RPI	RPI
DIV. I ONLY	15- 9	98	7- 3	261	227	120	120	21	21	
DIV. I NON-CONF.	6- 4	132	0- 0	251	240	128	128	21	21	
TOTALS	RPI 1-25	RPI 26-50	W-L RECORDS	RPI 51-100	RPI 101-150	RPI 150+				
15- 9	0- 0	0- 1	OVERALL	0- 1	2- 2	13- 5				
8- 1	0- 0	0- 1	HOME	0- 0	2- 0	6- 0				
6- 8	0- 0	0- 0	AWAY	0- 1	0- 2	6- 5				
1- 0	0- 0	0- 0	NEUTRAL	0- 0	0- 0	1- 0				
6- 4	0- 0	0- 1	NON-CONFERENCE	0- 1	0- 1	6- 1				
1- 1	0- 0	0- 1	HOME	0- 0	0- 0	1- 0				
4- 3	0- 0	0- 0	AWAY	0- 1	0- 1	4- 1				
1- 0	0- 0	0- 0	NEUTRAL	0- 0	0- 0	1- 0				
9- 5	0- 0	0- 0	CONFERENCE	0- 0	2- 1	7- 4				
7- 0	0- 0	0- 0	HOME	0- 0	2- 0	5- 0				
2- 5	0- 0	0- 0	AWAY	0- 0	0- 1	2- 4				
0- 0	0- 0	0- 0	NEUTRAL	0- 0	0- 0	0- 0				

RPI 1-25			RPI 26-50			RPI 51-100			RPI 101+ Team's RPI: 120		
RPI	S	Opponent	Score	RPI	S	Opponent	Score	RPI	S	Opponent	Score
				37	H	Minnesota	55 68	77	A	South Dakota	81 86
								112	A	Montana	51 66
								112	H	Montana	59 52
								128	A	Colorado	59 68
								143	H	Eastern Wash.	96 82
								154	A	Sacramento St.	86 93
								165	A	Clemson	67 72
								174	A	Northern Colo.	68 58
								186	A	Montana St.	62 80
								186	H	Montana St.	82 74
								201	H	Idaho	68 62
								228	A	Towson	54 52
								233	H	Southern Utah	67 52
								234	A	Western Ill.	85 77
								245	A	Idaho St.	69 75
								246	A	Weber St.	57 54
								267	A	North Dakota St.	90 87
								273	H	Northern Ariz.	78 62
								280	H	Milwaukee	83 76
								295	A	Omaha	72 52
								296	N	St. Francis Brooklyn	70 63
								305	A	Portland St.	70 73
								305	H	Portland St.	76 45
LAST 12 Division I GAMES:											
305	H	Portland St.	76 45	246	A	Weber St.	57 54				
186	A	Montana St.	62 80	143	H	Eastern Wash.	96 82				
112	A	Montana	51 66	201	H	Idaho	68 62				
273	H	Northern Ariz.	78 62	174	A	Northern Colo.	68 58				
233	H	Southern Utah	67 52	305	A	Portland St.	70 73				
245	A	Idaho St.	69 75	154	A	Sacramento St.	86 93				

Non-Div I Games: Dickinson St. 88 40 Mayville St. 98 54

North Dakota

Loss, Non-Conf, S Site, H Home A Away N Neutral

Butler

Through Games Of Feb. 19, 2015

Average RPI Win:	189	WON-LOST	WINNING	LAST 10	STRENGTH OF	OPP. STRENGTH	TEAM	ADJ.	CONF.	ADJ CONF.
Average RPI Loss:	100	RECORD	PCT. RANK	GAMES	SCHEDULE	OF SCHEDULE	RPI	RPI	RPI	RPI
DIV. I ONLY	12- 13	187	6- 4	97	79	121	121	10	10	
DIV. I NON-CONF.	3- 7	250	0- 0	37	117	180	180	9	9	
TOTALS	RPI 1-25	RPI 26-50	W-L RECORDS	RPI 51-100	RPI 101-150	RPI 150+				
12- 13	0- 1	0- 3	OVERALL	4- 5	1- 0	7- 4				
6- 4	0- 0	0- 1	HOME	3- 1	1- 0	2- 2				
6- 7	0- 0	0- 2	AWAY	1- 3	0- 0	5- 2				
0- 2	0- 1	0- 0	NEUTRAL	0- 1	0- 0	0- 0				
3- 7	0- 1	0- 2	NON-CONFERENCE	1- 1	1- 0	1- 3				
2- 2	0- 0	0- 1	HOME	1- 0	1- 0	0- 1				
1- 3	0- 0	0- 1	AWAY	0- 0	0- 0	1- 2				
0- 2	0- 1	0- 0	NEUTRAL	0- 1	0- 0	0- 0				
9- 6	0- 0	0- 1	CONFERENCE	3- 4	0- 0	6- 1				
4- 2	0- 0	0- 0	HOME	2- 1	0- 0	2- 1				
5- 4	0- 0	0- 1	AWAY	1- 3	0- 0	4- 0				
0- 0	0- 0	0- 0	NEUTRAL	0- 0	0- 0	0- 0				

RPI 1-25				RPI 26-50				RPI 51-100				RPI 101+				Team's RPI: 121	
RPI	S	Opponent	Score	RPI	S	Opponent	Score	RPI	S	Opponent	Score	RPI	S	Opponent	Score		
9	N	Oregon St.	53 85	26	H	Chattanooga	47 76	57	A	DePaul	76 92	126	H	Ball St.	48 41		
				37	A	Minnesota	86 88	57	H	DePaul	65 83	163	H	Indiana St.	51 66		
				44	A	Seton Hall	65 70	63	N	BYU	62 81	171	A	Fairfield	77 81		
								72	A	Creighton	55 62	181	A	Xavier	58 54		
								72	H	Creighton	63 58	238	A	Providence	67 59		
								82	A	Villanova	52 63	238	H	Providence	66 61		
								82	H	Villanova	72 58	257	A	Valparaiso	57 91		
								88	A	St. John's (NY)	55 50	263	A	Marquette	76 67		
								94	H	Wright St.	57 49	263	H	Marquette	74 77		
												286	A	Georgetown	65 56		
												286	H	Georgetown	63 58		
												319	A	Illinois St.	72 60		
LAST 12 Division I GAMES:																	
286	A	Georgetown	65 56	181	A	Xavier	58 54										
82	A	Villanova	52 63	286	H	Georgetown	63 58										
263	H	Marquette	74 77	82	H	Villanova	72 58										
57	H	DePaul	65 83	263	A	Marquette	76 67										
72	A	Creighton	55 62	88	A	St. John's (NY)	55 50										
238	A	Providence	67 59	72	H	Creighton	63 58										

Non-Div I Games: BYU-Hawaii 71 50

Butler

■ Loss,
 ■ Non-Conf,
 ■ S Site,
 ■ H Home
 ■ A Away
 N Neutral

Average RPI Win:	236	WON-LOST	WINNING	LAST 10	STRENGTH OF	OPP. STRENGTH	TEAM	ADJ.	CONF.	ADJ CONF.
Average RPI Loss:	117	RECORD	PCT. RANK	GAMES	SCHEDULE	OF SCHEDULE	RPI	RPI	RPI	RPI
DIV. I ONLY	16- 9	89	7- 3	190	207	122	122	24	24	
DIV. I NON-CONF.	4- 5	188	0- 0	101	106	169	169	23	23	
TOTALS	RPI 1-25	RPI 26-50	W-L RECORDS	RPI 51-100	RPI 101-150	RPI 150+				
16- 9	0- 1	0- 3	OVERALL	2- 1	0- 0	14- 4				
9- 4	0- 0	0- 1	HOME	2- 1	0- 0	7- 2				
6- 4	0- 1	0- 1	AWAY	0- 0	0- 0	6- 2				
1- 1	0- 0	0- 1	NEUTRAL	0- 0	0- 0	1- 0				
4- 5	0- 1	0- 1	NON-CONFERENCE	2- 1	0- 0	2- 2				
3- 1	0- 0	0- 0	HOME	2- 1	0- 0	1- 0				
0- 3	0- 1	0- 0	AWAY	0- 0	0- 0	0- 2				
1- 1	0- 0	0- 1	NEUTRAL	0- 0	0- 0	1- 0				
12- 4	0- 0	0- 2	CONFERENCE	0- 0	0- 0	12- 2				
6- 3	0- 0	0- 1	HOME	0- 0	0- 0	6- 2				
6- 1	0- 0	0- 1	AWAY	0- 0	0- 0	6- 0				
0- 0	0- 0	0- 0	NEUTRAL	0- 0	0- 0	0- 0				

RPI 1-25				RPI 26-50				RPI 51-100				RPI 101+ Team's RPI: 122			
RPI	S	Opponent	Score	RPI	S	Opponent	Score	RPI	S	Opponent	Score	RPI	S	Opponent	Score
2	A	Baylor	60 90	32	A	Quinnipiac	55 73	70	H	South Dakota St.	82 64	171	H	Fairfield	55 56
				32	H	Quinnipiac	62 80	84	H	Albany (NY)	61 58	175	A	Delaware	60 70
				43	N	Stetson	50 57	88	H	St. John's (NY)	48 49	176	A	Iona	63 58
												187	A	Siena	56 46
												187	H	Siena	65 58
												215	A	Niagara	75 66
												215	H	Niagara	65 70
												251	A	Canisius	63 49
												251	H	Canisius	74 64
												259	A	Monmouth	63 60
												259	H	Monmouth	75 65
												266	N	Utah St.	68 65
												276	H	Rider	60 46
												293	A	Northeastern	51 58
												314	H	Boston U.	77 50
												322	A	Manhattan	67 45
												322	H	Manhattan	77 38
												332	H	Saint Peter's	77 51
LAST 12 Division I GAMES:															
215	H	Niagara	65 70	332	H	Saint Peter's	77 51								
32	H	Quinnipiac	62 80	32	A	Quinnipiac	55 73								
251	A	Canisius	63 49	187	H	Siena	65 58								
215	A	Niagara	75 66	251	H	Canisius	74 64								
176	A	Iona	63 58	322	A	Manhattan	67 45								
322	H	Manhattan	77 38	259	A	Monmouth	63 60								

Non-Div I Games:

Marist

■ Loss,
 ■ Non-Conf,
 S Site,
 ■ Home
 ■ Away
 N Neutral

Average RPI Win:	219	WON-LOST	WINNING	LAST 10	STRENGTH OF	OPP. STRENGTH	TEAM	ADJ.	CONF.	ADJ CONF.
Average RPI Loss:	89	RECORD	PCT. RANK	GAMES	SCHEDULE	OF SCHEDULE	RPI	RPI	RPI	RPI
DIV. I ONLY	14- 12	158	3- 7	183	83	123	123	6	6	
DIV. I NON-CONF.	10- 3	52	0- 0	322	131	98	98	6	6	
TOTALS	RPI 1-25	RPI 26-50	W-L RECORDS	RPI 51-100	RPI 101-150	RPI 150+				
14- 12	0- 3	0- 1	OVERALL	1- 3	1- 4	12- 1				
6- 4	0- 1	0- 1	HOME	0- 1	1- 1	5- 0				
7- 8	0- 2	0- 0	AWAY	0- 2	0- 3	7- 1				
1- 0	0- 0	0- 0	NEUTRAL	1- 0	0- 0	0- 0				
10- 3	0- 1	0- 0	NON-CONFERENCE	1- 0	0- 2	9- 0				
4- 0	0- 0	0- 0	HOME	0- 0	0- 0	4- 0				
5- 3	0- 1	0- 0	AWAY	0- 0	0- 2	5- 0				
1- 0	0- 0	0- 0	NEUTRAL	1- 0	0- 0	0- 0				
4- 9	0- 2	0- 1	CONFERENCE	0- 3	1- 2	3- 1				
2- 4	0- 1	0- 1	HOME	0- 1	1- 1	1- 0				
2- 5	0- 1	0- 0	AWAY	0- 2	0- 1	2- 1				
0- 0	0- 0	0- 0	NEUTRAL	0- 0	0- 0	0- 0				

RPI 1-25				RPI 26-50				RPI 51-100				RPI 101+ Team's RPI: 123			
RPI	S	Opponent	Score	RPI	S	Opponent	Score	RPI	S	Opponent	Score	RPI	S	Opponent	Score
14	H	Dayton	70 86	49	H	Duquesne	63 76	76	N	Drexel	43 32	114	A	Saint Joseph's	48 66
18	A	George Washington	48 70					83	A	Fordham	51 54	116	A	Toledo	58 64
20	A	James Madison	43 76					83	H	Fordham	62 72	118	H	Rhode Island	73 59
								91	A	Richmond	61 67	125	H	VCU	51 61
												127	A	Buffalo	44 51
												156	A	Saint Louis	57 55
												198	A	Massachusetts	77 57
												198	H	Massachusetts	65 53
												200	A	Penn St.	56 54
												215	A	Niagara	72 60
												226	A	George Mason	55 68
												229	A	Brown	58 56
												240	A	Detroit	68 56
												251	H	Canisius	62 46
												279	H	Colgate	65 49
												286	A	Georgetown	70 64
												304	H	UNC Greensboro	78 60
												321	H	Binghamton	72 54
LAST 12 Division I GAMES:															
156	A	Saint Louis	57 55	114	A	Saint Joseph's	48 66								
18	A	George Washington	48 70	125	H	VCU	51 61								
118	H	Rhode Island	73 59	14	H	Dayton	70 86								
83	A	Fordham	51 54	226	A	George Mason	55 68								
198	A	Massachusetts	77 57	83	H	Fordham	62 72								
49	H	Duquesne	63 76	91	A	Richmond	61 67								

Non-Div I Games:

St. Bonaventure

■ Loss,
 ■ Non-Conf,
 ■ S Site,
 ■ H Home
 ■ A Away
 N Neutral

Average RPI Win:	203	WON-LOST	WINNING	LAST 10	STRENGTH OF	OPP. STRENGTH	TEAM	ADJ.	CONF.	ADJ CONF.
Average RPI Loss:	76	RECORD	PCT. RANK	GAMES	SCHEDULE	OF SCHEDULE	RPI	RPI	RPI	RPI
DIV. I ONLY	14- 12	158	4- 6	81	69	124	124	3	3	
DIV. I NON-CONF.	10- 3	52	0- 0	293	253	141	141	5	5	
TOTALS	RPI 1-25	RPI 26-50	W-L RECORDS	RPI 51-100	RPI 101-150	RPI 150+				
14- 12	0- 4	0- 3	OVERALL	0- 2	3- 1	11- 2				
11- 5	0- 3	0- 1	HOME	0- 0	3- 0	8- 1				
2- 6	0- 1	0- 1	AWAY	0- 2	0- 1	2- 1				
1- 1	0- 0	0- 1	NEUTRAL	0- 0	0- 0	1- 0				
10- 3	0- 0	0- 1	NON-CONFERENCE	0- 0	2- 0	8- 2				
8- 1	0- 0	0- 0	HOME	0- 0	2- 0	6- 1				
1- 1	0- 0	0- 0	AWAY	0- 0	0- 0	1- 1				
1- 1	0- 0	0- 1	NEUTRAL	0- 0	0- 0	1- 0				
4- 9	0- 4	0- 2	CONFERENCE	0- 2	1- 1	3- 0				
3- 4	0- 3	0- 1	HOME	0- 0	1- 0	2- 0				
1- 5	0- 1	0- 1	AWAY	0- 2	0- 1	1- 0				
0- 0	0- 0	0- 0	NEUTRAL	0- 0	0- 0	0- 0				

RPI 1-25				RPI 26-50				RPI 51-100				RPI 101+ Team's RPI: 124			
RPI	S	Opponent	Score	RPI	S	Opponent	Score	RPI	S	Opponent	Score	RPI	S	Opponent	Score
1	A	Tennessee	53 63	30	H	Mississippi St.	47 53	56	A	Georgia	48 69	103	H	Ole Miss	72 58
4	H	South Carolina	49 60	31	N	California	70 82	61	A	LSU	65 74	128	H	Colorado	53 50
12	H	Kentucky	69 83	42	A	Arkansas	55 73					146	H	UT Martin	74 65
19	H	Texas A&M	48 55									150	A	Alabama	64 67
												155	A	Florida	68 52
												155	H	Florida	66 47
												156	H	Saint Louis	74 55
												191	H	Auburn	59 49
												194	H	Missouri St.	52 57
												205	A	Wake Forest	79 64
												227	N	UNLV	79 60
												234	H	Western Ill.	89 52
												252	H	Northern Ill.	47 44
												280	H	Milwaukee	68 55
												298	H	Loyola Chicago	56 45
												309	H	Southeast Mo. St.	88 42
												313	A	Bradley	64 76
LAST 12 Division I GAMES:															
103	H	Ole Miss	72 58	12	H	Kentucky	69 83								
150	A	Alabama	64 67	42	A	Arkansas	55 73								
191	H	Auburn	59 49	4	H	South Carolina	49 60								
19	H	Texas A&M	48 55	155	H	Florida	66 47								
61	A	LSU	65 74	56	A	Georgia	48 69								
155	A	Florida	68 52	30	H	Mississippi St.	47 53								

Non-Div I Games:

Missouri

■ Loss,
 ■ Non-Conf, S Site,
 ■ Home
 ■ Away
 N Neutral

V
C
U

RPI 1-25				RPI 26-50				RPI 51-100				RPI 101+ Team's RPI: 125			
RPI	S	Opponent	Score	RPI	S	Opponent	Score	RPI	S	Opponent	Score	RPI	S	Opponent	Score
14	H	Dayton	56 75	40	A	Ohio St.	86 96	83	A	Fordham	51 60	114	A	Saint Joseph's	46 63
18	H	George Washington	57 65	49	A	Duquesne	47 83	86	A	Liberty	53 69	118	H	Rhode Island	64 48
								91	A	Richmond	63 67	123	A	St. Bonaventure	61 51
												156	A	Saint Louis	59 54
												161	A	Old Dominion	44 66
												168	A	William & Mary	48 56
												178	H	La Salle	65 74
												193	H	High Point	81 59
												204	H	N.C. A&T	60 51
												217	H	Tex.-Pan American	64 43
												226	A	George Mason	79 86
												226	H	George Mason	70 66
												239	H	Presbyterian	55 36
												249	H	Davidson	62 53
												250	A	UNCW	59 53
												304	H	UNC Greensboro	80 73
												327	H	Wagner	84 75
												328	A	UMES	72 50
												338	A	Coppin St.	63 52
LAST 12 Division I GAMES:															
18	H	George Washington	57 65	14	H	Dayton	56 75								
226	A	George Mason	79 86	123	A	St. Bonaventure	61 51								
49	A	Duquesne	47 83	83	A	Fordham	51 60								
91	A	Richmond	63 67	249	H	Davidson	62 53								
178	H	La Salle	65 74	156	A	Saint Louis	59 54								
226	H	George Mason	70 66	118	H	Rhode Island	64 48								

V
C
U

Non-Div I Games:

VCU

■ Loss, ■ Non-Conf, S Site, H Home A Away N Neutral

Average RPI Win:	218	WON-LOST	WINNING	LAST 10	STRENGTH OF	OPP. STRENGTH	TEAM	ADJ.	CONF.	ADJ CONF.
Average RPI Loss:	94	RECORD	PCT. RANK	GAMES	SCHEDULE	OF SCHEDULE	RPI	RPI	RPI	RPI
DIV. I ONLY	14- 10	120	7- 3	164	135	126	126	16	16	
DIV. I NON-CONF.	4- 7	220	0- 0	124	49	214	214	18	18	
TOTALS	RPI 1-25	RPI 26-50	W-L RECORDS	RPI 51-100	RPI 101-150	RPI 150+				
14- 10	0- 1	0- 3	OVERALL	2- 2	3- 2	9- 2				
9- 4	0- 0	0- 1	HOME	1- 2	1- 0	7- 1				
5- 6	0- 1	0- 2	AWAY	1- 0	2- 2	2- 1				
0- 0	0- 0	0- 0	NEUTRAL	0- 0	0- 0	0- 0				
4- 7	0- 1	0- 3	NON-CONFERENCE	0- 1	0- 1	4- 1				
4- 2	0- 0	0- 1	HOME	0- 1	0- 0	4- 0				
0- 5	0- 1	0- 2	AWAY	0- 0	0- 1	0- 1				
0- 0	0- 0	0- 0	NEUTRAL	0- 0	0- 0	0- 0				
10- 3	0- 0	0- 0	CONFERENCE	2- 1	3- 1	5- 1				
5- 2	0- 0	0- 0	HOME	1- 1	1- 0	3- 1				
5- 1	0- 0	0- 0	AWAY	1- 0	2- 1	2- 0				
0- 0	0- 0	0- 0	NEUTRAL	0- 0	0- 0	0- 0				

RPI 1-25				RPI 26-50				RPI 51-100				RPI 101+ Team's RPI: 126			
RPI	S	Opponent	Score	RPI	S	Opponent	Score	RPI	S	Opponent	Score	RPI	S	Opponent	Score
8	A	Louisville	56 69	28	A	Pittsburgh	47 59	65	A	Akron	77 73	116	A	Toledo	69 61
				33	A	Western Ky.	59 84	71	H	Ohio	53 60	121	A	Butler	41 48
				49	H	Duquesne	62 82	85	H	Western Mich.	54 36	127	A	Buffalo	43 53
								98	H	Purdue	60 66	141	H	Central Mich.	73 64
												144	A	Eastern Mich.	72 62
												156	A	Saint Louis	68 73
												218	H	Charlotte	76 66
												236	H	Oakland	75 50
												244	H	Evansville	76 70
												252	H	Northern Ill.	62 65
												281	A	Bowling Green	62 50
												281	H	Bowling Green	77 52
												300	H	Kent St.	85 47
												306	A	Miami (OH)	72 55
												306	H	Miami (OH)	72 41
												330	H	Murray St.	85 59
LAST 12 Division I GAMES:															
141	H	Central Mich.	73 64	71	H	Ohio	53 60								
281	H	Bowling Green	77 52	65	A	Akron	77 73								
144	A	Eastern Mich.	72 62	127	A	Buffalo	43 53								
116	A	Toledo	69 61	300	H	Kent St.	85 47								
252	H	Northern Ill.	62 65	85	H	Western Mich.	54 36								
306	A	Miami (OH)	72 55	306	H	Miami (OH)	72 41								

Non-Div I Games:

Ball St.

■ Loss,
 ■ Non-Conf,
 ■ S Site,
 ■ H Home
 ■ A Away
 N Neutral

Buffalo

Through Games Of Feb. 19, 2015

Average RPI Win:	217	WON-LOST	WINNING	LAST 10	STRENGTH OF	OPP. STRENGTH	TEAM	ADJ.	CONF.	ADJ CONF.
Average RPI Loss:	125	RECORD	PCT. RANK	GAMES	SCHEDULE	OF SCHEDULE	RPI	RPI	RPI	RPI
DIV. I ONLY	15- 9	98	7- 3	231	167	127	127	16	16	
DIV. I NON-CONF.	7- 4	107	0- 0	319	174	176	176	18	18	
TOTALS	RPI 1-25	RPI 26-50	W-L RECORDS	RPI 51-100	RPI 101-150	RPI 150+				
15- 9	0- 1	0- 0	OVERALL	2- 3	4- 3	9- 2				
7- 3	0- 0	0- 0	HOME	0- 2	3- 0	4- 1				
7- 5	0- 1	0- 0	AWAY	2- 1	1- 2	4- 1				
1- 1	0- 0	0- 0	NEUTRAL	0- 0	0- 1	1- 0				
7- 4	0- 1	0- 0	NON-CONFERENCE	1- 0	1- 1	5- 2				
2- 1	0- 0	0- 0	HOME	0- 0	1- 0	1- 1				
4- 2	0- 1	0- 0	AWAY	1- 0	0- 0	3- 1				
1- 1	0- 0	0- 0	NEUTRAL	0- 0	0- 1	1- 0				
8- 5	0- 0	0- 0	CONFERENCE	1- 3	3- 2	4- 0				
5- 2	0- 0	0- 0	HOME	0- 2	2- 0	3- 0				
3- 3	0- 0	0- 0	AWAY	1- 1	1- 2	1- 0				
0- 0	0- 0	0- 0	NEUTRAL	0- 0	0- 0	0- 0				

RPI 1-25				RPI 26-50				RPI 51-100				RPI 101+ Team's RPI: 127			
RPI	S	Opponent	Score	RPI	S	Opponent	Score	RPI	S	Opponent	Score	RPI	S	Opponent	Score
11	A	Duke	54 88					65	A	Akron	70 81	116	A	Toledo	63 75
								71	H	Ohio	50 61	116	H	Toledo	68 61
								85	A	Western Mich.	54 44	123	H	St. Bonaventure	51 44
								85	H	Western Mich.	59 62	126	H	Ball St.	53 43
								96	A	Cornell	65 58	139	N	Tulsa	77 87
												141	A	Central Mich.	58 66
												144	A	Eastern Mich.	75 53
												187	H	Siena	50 58
												215	H	Niagara	73 64
												251	A	Canisius	72 55
												252	H	Northern Ill.	47 43
												281	H	Bowling Green	66 45
												300	H	Kent St.	59 57
												306	A	Miami (OH)	71 51
												312	A	LIU Brooklyn	73 79
												316	A	Saint Francis (PA)	88 80
												319	N	Illinois St.	68 60
												322	A	Manhattan	68 58
LAST 12 Division I GAMES:															
300	H	Kent St.	59 57	252	H	Northern Ill.	47 43								
85	A	Western Mich.	54 44	116	A	Toledo	63 75								
65	A	Akron	70 81	126	H	Ball St.	53 43								
281	H	Bowling Green	66 45	85	H	Western Mich.	59 62								
116	H	Toledo	68 61	306	A	Miami (OH)	71 51								
144	A	Eastern Mich.	75 53	141	A	Central Mich.	58 66								

Non-Div I Games:

Buffalo

■ Loss,
■ Non-Conf,
■ S Site,
■ H Home
■ A Away
N Neutral

Colorado

Through Games Of Feb. 19, 2015

Average RPI Win:	174	WON-LOST	WINNING	LAST 10	STRENGTH OF	OPP. STRENGTH	TEAM	ADJ.	CONF.	ADJ CONF.
Average RPI Loss:	56	RECORD	PCT. RANK	GAMES	SCHEDULE	OF SCHEDULE	RPI	RPI	RPI	RPI
DIV. I ONLY	11- 14	211	3- 3	40	50	128	128	5	5	
DIV. I NON-CONF.	7- 4	107	2- 1	21	189	66	66	4	4	
TOTALS	RPI 1-25	RPI 26-50	W-L RECORDS	RPI 51-100	RPI 101-150	RPI 150+				
11- 14	0- 5	0- 2	OVERALL	3- 5	1- 2	7- 0				
9- 6	0- 2	0- 1	HOME	3- 2	1- 1	5- 0				
2- 8	0- 3	0- 1	AWAY	0- 3	0- 1	2- 0				
0- 0	0- 0	0- 0	NEUTRAL	0- 0	0- 0	0- 0				
7- 4	0- 1	0- 1	NON-CONFERENCE	2- 0	1- 2	4- 0				
6- 2	0- 0	0- 1	HOME	2- 0	1- 1	3- 0				
1- 2	0- 1	0- 0	AWAY	0- 0	0- 1	1- 0				
0- 0	0- 0	0- 0	NEUTRAL	0- 0	0- 0	0- 0				
4- 10	0- 4	0- 1	CONFERENCE	1- 5	0- 0	3- 0				
3- 4	0- 2	0- 0	HOME	1- 2	0- 0	2- 0				
1- 6	0- 2	0- 1	AWAY	0- 3	0- 0	1- 0				
0- 0	0- 0	0- 0	NEUTRAL	0- 0	0- 0	0- 0				

RPI 1-25				RPI 26-50				RPI 51-100				RPI 101+ Team's RPI: 128			
RPI	S	Opponent	Score	RPI	S	Opponent	Score	RPI	S	Opponent	Score	RPI	S	Opponent	Score
7	A	Iowa	63 78	31	A	California	59 75	53	H	Arkansas St.	80 69	106	H	Long Beach St.	56 62
10	H	Arizona St.	60 68	33	H	Western Ky.	78 79	67	A	Washington St.	68 73	120	H	North Dakota	68 59
21	A	Stanford	55 62					67	H	Washington St.	72 51	124	A	Missouri	50 53
22	A	Washington	82 85					69	H	Colorado St.	87 81	167	H	Arizona	81 69
22	H	Washington	67 79					80	A	Southern California	51 66	194	H	Missouri St.	87 59
								80	H	Southern California	61 81	208	H	Wyoming	76 71
								89	A	UCLA	65 72	241	A	Utah	73 54
								89	H	UCLA	84 90	241	H	Utah	77 72
												248	H	San Jose St.	97 89
												301	A	Denver	77 49
LAST 12 Division I GAMES:															
53	H	Arkansas St.	80 69	89	A	UCLA	65 72								
33	H	Western Ky.	78 79	167	H	Arizona	81 69								
69	H	Colorado St.	87 81	10	H	Arizona St.	60 68								
22	H	Washington	67 79	67	A	Washington St.	68 73								
67	H	Washington St.	72 51	22	A	Washington	82 85								
80	A	Southern California	51 66	241	A	Utah	73 54								

Non-Div I Games:

Colorado

■ Loss,
 ■ Non-Conf,
 ■ S Site,
 ■ H Home
 ■ A Away
 N Neutral

Bakersfield

Through Games Of Feb. 19, 2015

Average RPI Win:	248	WON-LOST	WINNING	LAST 10	STRENGTH OF	OPP. STRENGTH	TEAM	ADJ.	CONF.	ADJ CONF.
Average RPI Loss:	169	RECORD	PCT. RANK	GAMES	SCHEDULE	OF SCHEDULE	RPI	RPI	RPI	RPI
DIV. I ONLY	18- 7	51	7- 3	325	243	129	129	30	30	
DIV. I NON-CONF.	10- 4	80	1- 0	304	99	123	123	30	30	
TOTALS	RPI 1-25	RPI 26-50	W-L RECORDS	RPI 51-100	RPI 101-150	RPI 150+				
18- 7	0- 1	0- 1	OVERALL	2- 0	1- 0	15- 5				
13- 0	0- 0	0- 0	HOME	2- 0	1- 0	10- 0				
5- 7	0- 1	0- 1	AWAY	0- 0	0- 0	5- 5				
0- 0	0- 0	0- 0	NEUTRAL	0- 0	0- 0	0- 0				
10- 4	0- 1	0- 1	NON-CONFERENCE	2- 0	1- 0	7- 2				
8- 0	0- 0	0- 0	HOME	2- 0	1- 0	5- 0				
2- 4	0- 1	0- 1	AWAY	0- 0	0- 0	2- 2				
0- 0	0- 0	0- 0	NEUTRAL	0- 0	0- 0	0- 0				
8- 3	0- 0	0- 0	CONFERENCE	0- 0	0- 0	8- 3				
5- 0	0- 0	0- 0	HOME	0- 0	0- 0	5- 0				
3- 3	0- 0	0- 0	AWAY	0- 0	0- 0	3- 3				
0- 0	0- 0	0- 0	NEUTRAL	0- 0	0- 0	0- 0				

RPI 1-25				RPI 26-50				RPI 51-100				RPI 101+ Team's RPI: 129			
RPI	S	Opponent	Score	RPI	S	Opponent	Score	RPI	S	Opponent	Score	RPI	S	Opponent	Score
10	A	Arizona St.	54 83	34	A	Nebraska	45 54	54	H	Fresno St.	80 60	131	H	UC Riverside	66 65
								87	H	Hawaii	78 69	152	A	New Mexico St.	78 90
												152	H	New Mexico St.	82 78
												153	A	Cal Poly	66 71
												167	A	Arizona	76 72
												217	A	Tex.-Pan American	60 77
												217	H	Tex.-Pan American	87 72
												227	H	UNLV	74 71
												269	A	UC Irvine	68 65
												269	H	UC Irvine	80 70
												275	A	Grand Canyon	65 60
												275	H	Grand Canyon	90 67
												295	A	Omaha	68 80
												312	H	LIU Brooklyn	84 53
												323	A	Utah Valley	58 70
												324	A	Seattle	69 62
												336	H	UC Santa Barbara	74 64
												340	H	UMKC	70 67
												343	A	Chicago St.	83 57
												343	H	Chicago St.	83 58
												345	H	Air Force	96 56
LAST 12 Division I GAMES:															
343	A	Chicago St.	83 57	343	H	Chicago St.	83 58	340	H	UMKC	70 67				
152	H	New Mexico St.	82 78	217	A	Tex.-Pan American	60 77	152	A	New Mexico St.	78 90				
217	H	Tex.-Pan American	87 72	275	H	Grand Canyon	90 67	336	H	UC Santa Barbara	74 64				
275	A	Grand Canyon	65 60												
323	A	Utah Valley	58 70												
324	A	Seattle	69 62												

Non-Div I Games: Fresno Pacific 82 60

Bakersfield

■ Loss,
 ■ Non-Conf, S Site,
 ■ Home
 ■ Away
 N Neutral

Average RPI Win:	246	WON-LOST	WINNING	LAST 10	STRENGTH OF	OPP. STRENGTH	TEAM	ADJ.	CONF.	ADJ CONF.
Average RPI Loss:	89	RECORD	PCT. RANK	GAMES	SCHEDULE	OF SCHEDULE	RPI	RPI	RPI	RPI
DIV. I ONLY	15- 10	109	9- 1	179	164	130	130	22	22	
DIV. I NON-CONF.	4- 7	220	0- 0	67	133	200	200	19	19	
TOTALS	RPI 1-25	RPI 26-50	W-L RECORDS	RPI 51-100	RPI 101-150	RPI 150+				
15- 10	0- 3	0- 0	OVERALL	1- 3	0- 2	14- 2				
11- 2	0- 1	0- 0	HOME	1- 0	0- 1	10- 0				
4- 6	0- 1	0- 0	AWAY	0- 3	0- 1	4- 1				
0- 2	0- 1	0- 0	NEUTRAL	0- 0	0- 0	0- 1				
4- 7	0- 3	0- 0	NON-CONFERENCE	0- 1	0- 1	4- 2				
4- 2	0- 1	0- 0	HOME	0- 0	0- 1	4- 0				
0- 3	0- 1	0- 0	AWAY	0- 1	0- 0	0- 1				
0- 2	0- 1	0- 0	NEUTRAL	0- 0	0- 0	0- 1				
11- 3	0- 0	0- 0	CONFERENCE	1- 2	0- 1	10- 0				
7- 0	0- 0	0- 0	HOME	1- 0	0- 0	6- 0				
4- 3	0- 0	0- 0	AWAY	0- 2	0- 1	4- 0				
0- 0	0- 0	0- 0	NEUTRAL	0- 0	0- 0	0- 0				

RPI 1-25				RPI 26-50				RPI 51-100				RPI 101+ Team's RPI: 130			
RPI	S	Opponent	Score	RPI	S	Opponent	Score	RPI	S	Opponent	Score	RPI	S	Opponent	Score
19	N	Texas A&M	52 66					54	A	Fresno St.	65 71	131	H	UC Riverside	62 70
21	H	Stanford	65 70					57	A	DePaul	59 97	149	A	Boise St.	65 86
24	A	Texas	37 86					69	A	Colorado St.	38 44	152	A	New Mexico St.	59 70
								69	H	Colorado St.	67 40	153	H	Cal Poly	84 68
												208	H	Wyoming	60 54
												217	N	Tex.-Pan American	59 61
												225	A	San Diego St.	63 47
												225	H	San Diego St.	62 53
												227	H	UNLV	63 60
												243	H	UTEP	72 57
												248	A	San Jose St.	64 62
												266	A	Utah St.	56 51
												266	H	Utah St.	60 59
												273	H	Northern Ariz.	56 37
												278	H	Nevada	63 45
												314	H	Boston U.	56 49
												345	A	Air Force	70 47
												345	H	Air Force	69 46
LAST 12 Division I GAMES:															
225	A	San Diego St.	63 47	208	H	Wyoming	60 54								
278	H	Nevada	63 45	227	H	UNLV	63 60								
69	H	Colorado St.	67 40	149	A	Boise St.	65 86								
266	A	Utah St.	56 51	345	A	Air Force	70 47								
345	H	Air Force	69 46	266	H	Utah St.	60 59								
248	A	San Jose St.	64 62	225	H	San Diego St.	62 53								

Non-Div I Games:

New Mexico

■ Loss,
 ■ Non-Conf,
 ■ S Site,
 ■ Home
 ■ A Away
 N Neutral

Average RPI Win: 217		WON-LOST	WINNING	LAST 10	STRENGTH OF	OPP. STRENGTH	TEAM	ADJ.	CONF.	ADJ CONF.
Average RPI Loss: 108		RECORD	PCT. RANK	GAMES	SCHEDULE	OF SCHEDULE	RPI	RPI	RPI	RPI
DIV. I ONLY		16- 10	102	3- 3	244	127	131	131	15	15
DIV. I NON-CONF.		9- 5	102	0- 1	157	165	85	85	15	15
TOTALS		RPI 1-25	RPI 26-50	W-L RECORDS	RPI 51-100	RPI 101-150	RPI 150+			
16- 10	0- 1		0- 1	OVERALL	0- 5	4- 1	12- 2			
10- 2	0- 1		0- 0	HOME	0- 1	1- 0	9- 0			
4- 8	0- 0		0- 1	AWAY	0- 4	2- 1	2- 2			
2- 0	0- 0		0- 0	NEUTRAL	0- 0	1- 0	1- 0			
9- 5	0- 1		0- 1	NON-CONFERENCE	0- 2	2- 1	7- 0			
5- 1	0- 1		0- 0	HOME	0- 0	0- 0	5- 0			
2- 4	0- 0		0- 1	AWAY	0- 2	1- 1	1- 0			
2- 0	0- 0		0- 0	NEUTRAL	0- 0	1- 0	1- 0			
7- 5	0- 0		0- 0	CONFERENCE	0- 3	2- 0	5- 2			
5- 1	0- 0		0- 0	HOME	0- 1	1- 0	4- 0			
2- 4	0- 0		0- 0	AWAY	0- 2	1- 0	1- 2			
0- 0	0- 0		0- 0	NEUTRAL	0- 0	0- 0	0- 0			

RPI 1-25				RPI 26-50				RPI 51-100				RPI 101+ Team's RPI: 131			
RPI	S	Opponent	Score	RPI	S	Opponent	Score	RPI	S	Opponent	Score	RPI	S	Opponent	Score
22	H	Washington	71 74	46	A	Iowa St.	54 71	54	A	Fresno St.	61 73	106	H	Long Beach St.	80 74
								87	A	Hawaii	58 69	109	A	CSUN	68 56
								87	H	Hawaii	69 72	129	A	Bakersfield	65 66
								89	A	UCLA	43 57	130	A	New Mexico	70 62
								100	A	UC Davis	61 70	138	N	Stephen F. Austin	90 62
												153	H	Cal Poly	82 78
												179	H	San Francisco	66 53
												192	A	Cal St. Fullerton	49 58
												192	H	Cal St. Fullerton	77 69
												196	H	Santa Clara	80 69
												225	H	San Diego St.	64 54
												229	N	Brown	79 65
												248	H	San Jose St.	100 80
												269	A	UC Irvine	72 76
												269	H	UC Irvine	71 58
												282	A	Loyola Marymount	81 55
												336	A	UC Santa Barbara	71 65
												336	H	UC Santa Barbara	89 74
												340	H	UMKC	81 38
LAST 12 Division I GAMES:															
				46	A	Iowa St.	54 71	109	A	CSUN	68 56				
				336	A	UC Santa Barbara	71 65	153	H	Cal Poly	82 78				
				269	A	UC Irvine	72 76	336	H	UC Santa Barbara	89 74				
				87	H	Hawaii	69 72	87	A	Hawaii	58 69				
				106	H	Long Beach St.	80 74	100	A	UC Davis	61 70				
				192	H	Cal St. Fullerton	77 69	269	H	UC Irvine	71 58				

Non-Div I Games:

UC Riverside

Loss, Non-Conf, S Site, H Home A Away N Neutral

Average RPI Win: 224	WON-LOST	WINNING	LAST 10	STRENGTH OF	OPP. STRENGTH	TEAM	ADJ.	CONF.	ADJ CONF.
Average RPI Loss: 137	RECORD	PCT. RANK	GAMES	SCHEDULE	OF SCHEDULE	RPI	RPI	RPI	RPI
DIV. I ONLY	12- 10	148	5- 5	167	217	132	132	17	17
DIV. I NON-CONF.	6- 3	92	0- 0	196	318	87	87	17	17
TOTALS	RPI 1-25	RPI 26-50	W-L RECORDS	RPI 51-100	RPI 101-150	RPI 150+			
12- 10	0- 0	0- 3	OVERALL	1- 2	1- 1	10- 4			
5- 3	0- 0	0- 2	HOME	1- 0	0- 1	4- 0			
6- 6	0- 0	0- 1	AWAY	0- 1	1- 0	5- 4			
1- 1	0- 0	0- 0	NEUTRAL	0- 1	0- 0	1- 0			
6- 3	0- 0	0- 0	NON-CONFERENCE	0- 2	1- 0	5- 1			
2- 0	0- 0	0- 0	HOME	0- 0	0- 0	2- 0			
3- 2	0- 0	0- 0	AWAY	0- 1	1- 0	2- 1			
1- 1	0- 0	0- 0	NEUTRAL	0- 1	0- 0	1- 0			
6- 7	0- 0	0- 3	CONFERENCE	1- 0	0- 1	5- 3			
3- 3	0- 0	0- 2	HOME	1- 0	0- 1	2- 0			
3- 4	0- 0	0- 1	AWAY	0- 0	0- 0	3- 3			
0- 0	0- 0	0- 0	NEUTRAL	0- 0	0- 0	0- 0			

RPI 1-25			RPI 26-50			RPI 51-100			RPI 101+ Team's RPI: 132		
RPI	S	Opponent	Score	RPI	S	Opponent	Score	RPI	S	Opponent	Score
				33	A	Western Ky.	60 74	68	N	West Virginia	56 69
				33	H	Western Ky.	53 67	81	H	Southern Miss.	67 65
				50	H	Middle Tenn.	48 74	96	A	Cornell	49 58
LAST 12 Division I GAMES:											
				50	H	Middle Tenn.	48 74	243	A	UTEP	76 71
				33	A	Western Ky.	60 74	177	A	UTSA	48 60
				317	A	North Texas	42 45	231	H	Fla. Atlantic	66 59
				258	A	Rice	72 69	333	H	FIU	67 61
				111	H	Louisiana Tech	67 68	218	A	Charlotte	56 74
				81	H	Southern Miss.	67 65	161	A	Old Dominion	69 37

Non-Div I Games: Salem Int'l 84 41 Brescia 127 56

Marshall

■ Loss,
 ■ Non-Conf,
 ■ S Site,
 ■ H Home
 ■ A Away
 N Neutral

Average RPI Win:	226	WON-LOST	WINNING	LAST 10	STRENGTH OF	OPP. STRENGTH	TEAM	ADJ.	CONF.	ADJ CONF.
Average RPI Loss:	113	RECORD	PCT. RANK	GAMES	SCHEDULE	OF SCHEDULE	RPI	RPI	RPI	RPI
DIV. I ONLY	13- 10	134	6- 4	185	144	133	133	14	14	
DIV. I NON-CONF.	3- 4	197	0- 0	140	146	155	155	14	14	
TOTALS	RPI 1-25	RPI 26-50	W-L RECORDS	RPI 51-100	RPI 101-150	RPI 150+				
13- 10	0- 0	0- 3	OVERALL	0- 2	2- 3	11- 2				
7- 3	0- 0	0- 1	HOME	0- 0	1- 1	6- 1				
5- 7	0- 0	0- 2	AWAY	0- 2	1- 2	4- 1				
1- 0	0- 0	0- 0	NEUTRAL	0- 0	0- 0	1- 0				
3- 4	0- 0	0- 1	NON-CONFERENCE	0- 1	0- 1	3- 1				
1- 1	0- 0	0- 0	HOME	0- 0	0- 0	1- 1				
1- 3	0- 0	0- 1	AWAY	0- 1	0- 1	1- 0				
1- 0	0- 0	0- 0	NEUTRAL	0- 0	0- 0	1- 0				
10- 6	0- 0	0- 2	CONFERENCE	0- 1	2- 2	8- 1				
6- 2	0- 0	0- 1	HOME	0- 0	1- 1	5- 0				
4- 4	0- 0	0- 1	AWAY	0- 1	1- 1	3- 1				
0- 0	0- 0	0- 0	NEUTRAL	0- 0	0- 0	3- 0				

RPI 1-25			RPI 26-50			RPI 51-100			RPI 101+ Team's RPI: 133		
RPI	S	Opponent	Score	RPI	S	Opponent	Score	RPI	S	Opponent	Score
38	A	UALR	43 70	38	H	UALR	45 65	51	A	Oklahoma St.	37 64
43	A	Stetson	57 75	43	A	Stetson	57 75	53	A	Arkansas St.	48 68
LAST 12 Division I GAMES:											
145	A	La.-Lafayette	41 64	148	H	Appalachian St.	67 58	102	A	Texas Tech	77 81
235	H	Georgia St.	71 61	288	H	Ga. Southern	67 57	137	A	Troy	74 72
188	H	Texas-Arlington	65 58	188	A	Texas-Arlington	60 53	145	A	La.-Lafayette	41 64
38	A	UALR	43 70	53	A	Arkansas St.	48 68	145	H	La.-Lafayette	81 83
318	A	South Ala.	46 44	318	H	South Ala.	63 42	148	H	Appalachian St.	67 58
145	H	La.-Lafayette	81 83	207	H	La.-Monroe	70 64	177	A	UTSA	57 53
								182	H	Lamar	79 72
								188	A	Texas-Arlington	60 53
								188	H	Texas-Arlington	65 58
								207	H	La.-Monroe	70 64
								235	A	Georgia St.	69 74
								235	H	Georgia St.	71 61
								261	N	Bethune-Cookman	51 40
								284	H	Houston Baptist	56 61
								288	A	Ga. Southern	79 65
								288	H	Ga. Southern	67 57
								318	A	South Ala.	46 44
								318	H	South Ala.	63 42

Non-Div I Games: Tex. A&M Int'l 83 65 Tex. A&M-Commerce 74 69

Texas St.

Loss, Non-Conf, S Site, H Home A Away N Neutral

Average RPI Win:	247	WON-LOST	WINNING	LAST 10	STRENGTH OF	OPP. STRENGTH	TEAM	ADJ.	CONF.	ADJ CONF.
Average RPI Loss:	145	RECORD	PCT. RANK	GAMES	SCHEDULE	OF SCHEDULE	RPI	RPI	RPI	RPI
DIV. I ONLY	16- 10	102	4- 6	211	260	134	134	11	11	
DIV. I NON-CONF.	11- 4	69	0- 1	285	336	127	127	12	12	
TOTALS	RPI 1-25	RPI 26-50	W-L RECORDS	RPI 51-100	RPI 101-150	RPI 150+				
16- 10	0- 2	0- 2	OVERALL	0- 1	0- 0	16- 5				
9- 3	0- 1	0- 0	HOME	0- 0	0- 0	9- 2				
7- 7	0- 1	0- 2	AWAY	0- 1	0- 0	7- 3				
0- 0	0- 0	0- 0	NEUTRAL	0- 0	0- 0	0- 0				
11- 4	0- 0	0- 1	NON-CONFERENCE	0- 1	0- 0	11- 2				
6- 1	0- 0	0- 0	HOME	0- 0	0- 0	6- 1				
5- 3	0- 0	0- 1	AWAY	0- 1	0- 0	5- 1				
0- 0	0- 0	0- 0	NEUTRAL	0- 0	0- 0	0- 0				
5- 6	0- 2	0- 1	CONFERENCE	0- 0	0- 0	5- 3				
3- 2	0- 1	0- 0	HOME	0- 0	0- 0	3- 1				
2- 4	0- 1	0- 1	AWAY	0- 0	0- 0	2- 2				
0- 0	0- 0	0- 0	NEUTRAL	0- 0	0- 0	0- 0				

RPI 1-25				RPI 26-50				RPI 51-100				RPI 101+ Team's RPI: 134			
RPI	S	Opponent	Score	RPI	S	Opponent	Score	RPI	S	Opponent	Score	RPI	S	Opponent	Score
16	A	FGCU	47 61	43	A	Stetson	64 75	95	A	Georgia Tech	48 77	180	H	Northern Ky.	66 58
16	H	FGCU	60 71	44	A	Seton Hall	74 77					181	H	Xavier	61 60
												183	A	Mercer	76 56
												183	H	Mercer	44 54
												199	H	Jacksonville St.	67 65
												212	A	USC Upstate	72 63
												212	H	USC Upstate	67 55
												223	A	Tennessee St.	65 56
												230	A	Jacksonville	70 73
												230	H	Jacksonville	64 78
												235	A	Georgia St.	73 64
												247	A	Lipscomb	61 79
												255	A	North Florida	64 52
												255	H	North Florida	46 40
												277	H	Col. of Charleston	68 61
												288	A	Ga. Southern	72 51
												289	H	Gardner-Webb	50 47
												294	A	Columbia	66 62
												330	H	Murray St.	65 60
												334	H	Florida A&M	79 58
												342	A	Alabama A&M	66 73
LAST 12 Division I GAMES:															
16	H	FGCU	60 71	16	A	FGCU	47 61								
255	A	North Florida	64 52	43	A	Stetson	64 75								
230	A	Jacksonville	70 73	247	A	Lipscomb	61 79								
212	H	USC Upstate	67 55	180	H	Northern Ky.	66 58								
230	H	Jacksonville	64 78	212	A	USC Upstate	72 63								
255	H	North Florida	46 40	183	H	Mercer	44 54								

Non-Div I Games:

Kennesaw St.

■ Loss,
 ■ Non-Conf,
 ■ S Site,
 ■ Home
 ■ A Away
 N Neutral

Average RPI Win:	167	WON-LOST	WINNING	LAST 10	STRENGTH OF	OPP. STRENGTH	TEAM	ADJ.	CONF.	ADJ CONF.
Average RPI Loss:	45	RECORD	PCT. RANK	GAMES	SCHEDULE	OF SCHEDULE	RPI	RPI	RPI	RPI
DIV. I ONLY	8- 17	270	2- 8	24	6	135	135	4	4	
DIV. I NON-CONF.	4- 6	207	0- 0	83	14	144	144	2	2	
TOTALS	RPI 1-25	RPI 26-50	W-L RECORDS	RPI 51-100	RPI 101-150	RPI 150+				
8- 17	0- 3	0- 10	OVERALL	3- 2	0- 2	5- 0				
5- 7	0- 2	0- 5	HOME	1- 0	0- 0	4- 0				
3- 8	0- 0	0- 5	AWAY	2- 1	0- 2	1- 0				
0- 2	0- 1	0- 0	NEUTRAL	0- 1	0- 0	0- 0				
4- 6	0- 1	0- 3	NON-CONFERENCE	0- 2	0- 0	4- 0				
3- 1	0- 0	0- 1	HOME	0- 0	0- 0	3- 0				
1- 3	0- 0	0- 2	AWAY	0- 1	0- 0	1- 0				
0- 2	0- 1	0- 0	NEUTRAL	0- 1	0- 0	0- 0				
4- 11	0- 2	0- 7	CONFERENCE	3- 0	0- 2	1- 0				
2- 6	0- 2	0- 4	HOME	1- 0	0- 0	1- 0				
2- 5	0- 0	0- 3	AWAY	2- 0	0- 2	0- 0				
0- 0	0- 0	0- 0	NEUTRAL	0- 0	0- 0	0- 0				

RPI 1-25				RPI 26-50				RPI 51-100				RPI 101+ Team's RPI: 135			
RPI	S	Opponent	Score	RPI	S	Opponent	Score	RPI	S	Opponent	Score	RPI	S	Opponent	Score
4	N	South Carolina	44 67	27	A	Green Bay	43 53	52	H	Michigan	63 53	105	A	Michigan St.	71 77
5	H	Maryland	70 81	34	A	Nebraska	63 70	59	N	East Carolina	43 61	147	A	Indiana	52 69
7	H	Iowa	75 87	34	H	Nebraska	72 89	73	A	Drake	77 89	155	A	Florida	51 48
				35	A	Northwestern	46 68	90	A	Illinois	73 62	160	H	Oral Roberts	70 52
				36	H	Rutgers	63 73	98	A	Purdue	65 56	200	H	Penn St.	65 46
				37	A	Minnesota	82 93					263	H	Marquette	89 64
				37	H	Minnesota	60 72					319	H	Illinois St.	71 60
				40	H	Ohio St.	73 85								
				41	H	Vanderbilt	58 67								
				47	A	Miami (FL)	54 66								
LAST 12 Division I GAMES:															
		5	H	Maryland	70	81				105	A	Michigan St.	71	77	
		34	A	Nebraska	63	70				34	H	Nebraska	72	89	
		37	A	Minnesota	82	93				36	H	Rutgers	63	73	
		7	H	Iowa	75	87				98	A	Purdue	65	56	
		90	A	Illinois	73	62				147	A	Indiana	52	69	
		40	H	Ohio St.	73	85				200	H	Penn St.	65	46	

Non-Div I Games:

Wisconsin

■ Loss,
 ■ Non-Conf,
 ■ S Site,
 ■ H Home
 ■ A Away
 N Neutral

Average RPI Win:	245	WON-LOST	WINNING	LAST 10	STRENGTH OF	OPP. STRENGTH	TEAM	ADJ.	CONF.	ADJ CONF.
Average RPI Loss:	94	RECORD	PCT. RANK	GAMES	SCHEDULE	OF SCHEDULE	RPI	RPI	RPI	RPI
DIV. I ONLY	14- 11	139	5- 5	132	210	136	136	20	20	
DIV. I NON-CONF.	9- 5	102	1- 0	191	162	108	108	22	22	
TOTALS	RPI 1-25	RPI 26-50	W-L RECORDS	RPI 51-100	RPI 101-150	RPI 150+				
14- 11	0- 2	0- 2	OVERALL	0- 1	1- 3	13- 3				
9- 3	0- 0	0- 1	HOME	0- 0	1- 1	8- 1				
4- 6	0- 0	0- 1	AWAY	0- 1	0- 2	4- 2				
1- 2	0- 2	0- 0	NEUTRAL	0- 0	0- 0	1- 0				
9- 5	0- 2	0- 0	NON-CONFERENCE	0- 1	1- 1	8- 1				
6- 0	0- 0	0- 0	HOME	0- 0	1- 0	5- 0				
2- 3	0- 0	0- 0	AWAY	0- 1	0- 1	2- 1				
1- 2	0- 2	0- 0	NEUTRAL	0- 0	0- 0	1- 0				
5- 6	0- 0	0- 2	CONFERENCE	0- 0	0- 2	5- 2				
3- 3	0- 0	0- 1	HOME	0- 0	0- 1	3- 1				
2- 3	0- 0	0- 1	AWAY	0- 0	0- 1	2- 1				
0- 0	0- 0	0- 0	NEUTRAL	0- 0	0- 0	0- 0				

RPI 1-25				RPI 26-50				RPI 51-100				RPI 101+				Team's RPI: 136	
RPI	S	Opponent	Score	RPI	S	Opponent	Score	RPI	S	Opponent	Score	RPI	S	Opponent	Score		
13	N	Florida St.	63 94	26	A	Chattanooga	45 67	56	A	Georgia	51 58	115	A	East Tenn. St.	61 72		
22	N	Washington	69 101	26	H	Chattanooga	40 47					115	H	East Tenn. St.	72 73		
												119	A	Elon	71 81		
												148	H	Appalachian St.	84 79		
												162	N	Hartford	53 43		
												165	A	Clemson	69 79		
												183	A	Mercer	58 55		
												183	H	Mercer	82 88		
												190	A	Samford	65 76		
												190	H	Samford	64 44		
												210	A	Winthrop	73 55		
												212	H	USC Upstate	74 59		
												225	H	San Diego St.	60 43		
												249	H	Davidson	67 60		
												283	A	South Carolina St.	65 46		
												304	A	UNC Greensboro	78 70		
												307	H	Western Caro.	84 72		
												311	H	Wofford	58 56		
												320	H	Coastal Caro.	90 56		
												325	H	UNC Asheville	81 71		
LAST 12 Division I GAMES:																	
				190	H	Samford	64 44			26	A	Chattanooga	45 67				
				183	H	Mercer	82 88			183	A	Mercer	58 55				
				115	A	East Tenn. St.	61 72			190	A	Samford	65 76				
				304	A	UNC Greensboro	78 70			26	H	Chattanooga	40 47				
				307	H	Western Caro.	84 72			115	H	East Tenn. St.	72 73				
				311	H	Wofford	58 56			212	H	USC Upstate	74 59				

Non-Div I Games: North Greenville 75 50 Southern Wesleyan 96 73

Furman

■ Loss,
 ■ Non-Conf, S Site,
 ■ Home
 ■ Away
 N Neutral

**T
r
o
y**

T
r
o
y

Troy

Average RPI Win:	251	WON-LOST	WINNING	LAST 10	STRENGTH OF	OPP. STRENGTH	TEAM	ADJ.	CONF.	ADJ CONF.
Average RPI Loss:	177	RECORD	PCT. RANK	GAMES	SCHEDULE	OF SCHEDULE	RPI	RPI	RPI	RPI
DIV. I ONLY	15- 6	54	9- 1	311	258	138	138	27	27	
DIV. I NON-CONF.	4- 4	158	0- 0	239	70	211	211	27	27	
TOTALS	RPI 1-25	RPI 26-50	W-L RECORDS	RPI 51-100	RPI 101-150	RPI 150+				
15- 6	0- 1	0- 0	OVERALL	0- 0	0- 2	15- 3				
8- 1	0- 0	0- 0	HOME	0- 0	0- 1	8- 0				
7- 3	0- 1	0- 0	AWAY	0- 0	0- 0	7- 2				
0- 2	0- 0	0- 0	NEUTRAL	0- 0	0- 1	0- 1				
4- 4	0- 1	0- 0	NON-CONFERENCE	0- 0	0- 2	4- 1				
3- 1	0- 0	0- 0	HOME	0- 0	0- 1	3- 0				
1- 1	0- 1	0- 0	AWAY	0- 0	0- 0	1- 0				
0- 2	0- 0	0- 0	NEUTRAL	0- 0	0- 1	0- 1				
11- 2	0- 0	0- 0	CONFERENCE	0- 0	0- 0	11- 2				
5- 0	0- 0	0- 0	HOME	0- 0	0- 0	5- 0				
6- 2	0- 0	0- 0	AWAY	0- 0	0- 0	6- 2				
0- 0	0- 0	0- 0	NEUTRAL	0- 0	0- 0	0- 0				

RPI 1-25				RPI 26-50				RPI 51-100				RPI 101+ Team's RPI: 138			
RPI	S	Opponent	Score	RPI	S	Opponent	Score	RPI	S	Opponent	Score	RPI	S	Opponent	Score
2	A	Baylor	57 96									111	H	Louisiana Tech	69 76
												131	N	UC Riverside	62 90
												167	H	Arizona	72 60
												182	A	Lamar	59 55
												182	H	Lamar	71 60
												207	H	La.-Monroe	82 54
												211	A	McNeese St.	67 73
												220	A	Northwestern St.	69 61
												224	H	Prairie View	83 73
												254	A	Abilene Christian	71 69
												258	A	Rice	70 59
												265	A	Central Ark.	73 46
												268	A	A&M-Corpus Christi	74 62
												268	H	A&M-Corpus Christi	64 55
												284	H	Houston Baptist	72 67
												291	A	Sam Houston St.	64 65
												314	N	Boston U.	57 62
												315	H	Southeastern La.	78 71
												331	H	New Orleans	76 56
												339	A	Incarinate Word	64 47
LAST 12 Division I GAMES:															
182	H	Lamar	71 60	291	A	Sam Houston St.	64 65								
268	A	A&M-Corpus Christi	74 62	182	A	Lamar	59 55								
339	A	Incarinate Word	64 47	254	A	Abilene Christian	71 69								
284	H	Houston Baptist	72 67	331	H	New Orleans	76 56								
220	A	Northwestern St.	69 61	265	A	Central Ark.	73 46								
268	H	A&M-Corpus Christi	64 55	315	H	Southeastern La.	78 71								

Non-Div I Games: Southern Ark. 73 50 St. Edward's 65 56 Tex. A&M-Kingsville 90 50

Stephen F. Austin

Loss, Non-Conf, S Site, H Home A Away N Neutral

Average RPI Win:	214	WON-LOST	WINNING	LAST 10	STRENGTH OF	OPP. STRENGTH	TEAM	ADJ.	CONF.	ADJ CONF.
Average RPI Loss:	87	RECORD	PCT. RANK	GAMES	SCHEDULE	OF SCHEDULE	RPI	RPI	RPI	RPI
DIV. I ONLY	14- 11	139	7- 3	173	88	139	139	7	7	
DIV. I NON-CONF.	5- 6	177	0- 0	138	147	181	181	7	7	
TOTALS	RPI 1-25	RPI 26-50	W-L RECORDS	RPI 51-100	RPI 101-150	RPI 150+				
14- 11	0- 2	0- 4	OVERALL	1- 1	1- 1	12- 3				
8- 5	0- 0	0- 2	HOME	0- 1	0- 1	8- 1				
5- 6	0- 2	0- 2	AWAY	1- 0	0- 0	4- 2				
1- 0	0- 0	0- 0	NEUTRAL	0- 0	1- 0	0- 0				
5- 6	0- 0	0- 3	NON-CONFERENCE	0- 0	1- 1	4- 2				
2- 4	0- 0	0- 2	HOME	0- 0	0- 1	2- 1				
2- 2	0- 0	0- 1	AWAY	0- 0	0- 0	2- 1				
1- 0	0- 0	0- 0	NEUTRAL	0- 0	1- 0	0- 0				
9- 5	0- 2	0- 1	CONFERENCE	1- 1	0- 0	8- 1				
6- 1	0- 0	0- 0	HOME	0- 1	0- 0	6- 0				
3- 4	0- 2	0- 1	AWAY	1- 0	0- 0	2- 1				
0- 0	0- 0	0- 0	NEUTRAL	0- 0	0- 0	0- 0				

RPI	S	Opponent	Score	RPI	S	Opponent	Score	RPI	S	Opponent	Score	RPI	S	Opponent	Score	Team's RPI: 139
6	A	UConn	60 98	38	H	UALR	59 66	59	A	East Carolina	74 63	113	H	UNI	66 69	
25	A	South Fla.	46 79	42	H	Arkansas	53 64	59	H	East Carolina	68 77	127	N	Buffalo	87 77	
				47	A	Miami (FL)	57 69					151	H	Temple	75 67	
				48	A	Tulane	34 73					156	H	Saint Louis	58 63	
												159	H	Memphis	79 69	
												160	A	Oral Roberts	71 73	
												182	H	Lamar	73 69	
												189	A	Texas Southern	67 64	
												242	A	SMU	72 59	
												242	H	SMU	74 58	
												257	A	Valparaiso	87 63	
												260	A	UCF	70 76	
												260	H	UCF	70 61	
												262	A	Houston	67 51	
												262	H	Houston	74 52	
												270	H	Cincinnati	74 52	
												331	H	New Orleans	78 55	
LAST 12 Division I GAMES:																
25	A	South Fla.	46 79	59	A	East Carolina	74 63									
242	A	SMU	72 59	48	A	Tulane	34 73									
151	H	Temple	75 67	262	H	Houston	74 52									
262	A	Houston	67 51	59	H	East Carolina	68 77									
260	H	UCF	70 61	159	H	Memphis	79 69									
242	H	SMU	74 58	6	A	UConn	60 98									

Non-Div I Games:

Tulsa

■ Loss,
 ■ Non-Conf,
 ■ S Site,
 ■ Home
 ■ A Away
 N Neutral

B
r
y
a
n
tB
r
y
a
n
t

Bryant

Page 140

Average RPI Win:	235	WON-LOST	WINNING	LAST 10	STRENGTH OF	OPP. STRENGTH	TEAM	ADJ.	CONF.	ADJ CONF.
Average RPI Loss:	71	RECORD	PCT. RANK	GAMES	SCHEDULE	OF SCHEDULE	RPI	RPI	RPI	RPI
DIV. I ONLY	11- 13	203	3- 7	65	124	141	141	16	16	
DIV. I NON-CONF.	5- 6	177	0- 0	30	30	112	112	18	18	
TOTALS	RPI 1-25	RPI 26-50	W-L RECORDS	RPI 51-100	RPI 101-150	RPI 150+				
11- 13	0- 4	0- 1	OVERALL	1- 4	2- 3	8- 1				
6- 5	0- 2	0- 0	HOME	0- 2	1- 1	5- 0				
3- 7	0- 1	0- 1	AWAY	0- 2	0- 2	3- 1				
2- 1	0- 1	0- 0	NEUTRAL	1- 0	1- 0	0- 0				
5- 6	0- 4	0- 1	NON-CONFERENCE	1- 0	1- 0	3- 1				
3- 2	0- 2	0- 0	HOME	0- 0	0- 0	3- 0				
0- 3	0- 1	0- 1	AWAY	0- 0	0- 0	0- 1				
2- 1	0- 1	0- 0	NEUTRAL	1- 0	1- 0	0- 0				
6- 7	0- 0	0- 0	CONFERENCE	0- 4	1- 3	5- 0				
3- 3	0- 0	0- 0	HOME	0- 2	1- 1	2- 0				
3- 4	0- 0	0- 0	AWAY	0- 2	0- 2	3- 0				
0- 0	0- 0	0- 0	NEUTRAL	0- 0	0- 0	0- 0				

RPI 1-25				RPI 26-50				RPI 51-100				RPI 101+ Team's RPI: 141			
RPI	S	Opponent	Score	RPI	S	Opponent	Score	RPI	S	Opponent	Score	RPI	S	Opponent	Score
4	N	South Carolina	45 80	37	A	Minnesota	64 67	65	H	Akron	72 74	116	H	Toledo	46 61
12	H	Kentucky	68 71					71	A	Ohio	51 71	126	A	Ball St.	64 73
14	A	Dayton	76 86					71	H	Ohio	66 74	127	H	Buffalo	66 58
14	H	Dayton	89 98					85	A	Western Mich.	64 69	142	N	Oregon	73 67
								91	N	Richmond	61 56	144	A	Eastern Mich.	64 85
												159	A	Memphis	61 62
												198	H	Massachusetts	72 70
												236	H	Oakland	74 69
												252	H	Northern Ill.	56 43
												281	A	Bowling Green	57 54
												300	A	Kent St.	83 62
												300	H	Kent St.	65 63
												306	A	Miami (OH)	60 54
												347	H	Delaware St.	91 63
LAST 12 Division I GAMES:															
126	A	Ball St.	64 73	300	H	Kent St.	65 63								
144	A	Eastern Mich.	64 85	65	H	Akron	72 74								
116	H	Toledo	46 61	71	A	Ohio	51 71								
85	A	Western Mich.	64 69	306	A	Miami (OH)	60 54								
281	A	Bowling Green	57 54	252	H	Northern Ill.	56 43								
71	H	Ohio	66 74	127	H	Buffalo	66 58								

Non-Div I Games:

Central Mich.

■ Loss,
■ Non-Conf,
S Site,
■ Home
■ Away
N Neutral

Oregon

Through Games Of Feb. 19, 2015

Average RPI Win:	195	WON-LOST	WINNING	LAST 10	STRENGTH OF	OPP. STRENGTH	TEAM	ADJ.	CONF.	ADJ CONF.
Average RPI Loss:	53	RECORD	PCT. RANK	GAMES	SCHEDULE	OF SCHEDULE	RPI	RPI	RPI	RPI
DIV. I ONLY	12- 13	187	4- 6	78	34	142	142	5	5	
DIV. I NON-CONF.	7- 4	107	0- 0	287	132	209	209	4	4	
<hr/>										
TOTALS	RPI 1-25	RPI 26-50	W-L RECORDS	RPI 51-100	RPI 101-150	RPI 150+				
12- 13	0- 7	0- 0	OVERALL	4- 4	0- 1	8- 1				
9- 6	0- 4	0- 0	HOME	2- 2	0- 0	7- 0				
3- 5	0- 3	0- 0	AWAY	2- 1	0- 0	1- 1				
0- 2	0- 0	0- 0	NEUTRAL	0- 1	0- 1	0- 0				
7- 4	0- 1	0- 0	NON-CONFERENCE	0- 2	0- 1	7- 0				
6- 2	0- 1	0- 0	HOME	0- 1	0- 0	6- 0				
1- 0	0- 0	0- 0	AWAY	0- 0	0- 0	1- 0				
0- 2	0- 0	0- 0	NEUTRAL	0- 1	0- 1	0- 0				
5- 9	0- 6	0- 0	CONFERENCE	4- 2	0- 0	1- 1				
3- 4	0- 3	0- 0	HOME	2- 1	0- 0	1- 0				
2- 5	0- 3	0- 0	AWAY	2- 1	0- 0	0- 1				
0- 0	0- 0	0- 0	NEUTRAL	0- 0	0- 0	0- 0				

RPI 1-25				RPI 26-50				RPI 51-100				RPI 101+ Team's RPI: 142			
RPI	S	Opponent	Score	RPI	S	Opponent	Score	RPI	S	Opponent	Score	RPI	S	Opponent	Score
9	A	Oregon St.	37 70					54	H	Fresno St.	59 68	141	N	Central Mich.	67 73
9	H	Oregon St.	48 77					67	A	Washington St.	70 69	167	A	Arizona	78 81
10	A	Arizona St.	58 70					67	H	Washington St.	76 79	167	H	Arizona	75 61
10	H	Arizona St.	52 72					79	N	American	64 72	196	H	Santa Clara	92 88
15	H	North Carolina	59 76					80	A	Southern California	54 70	197	H	Navy	72 64
22	A	Washington	55 70					80	H	Southern California	63 57	266	H	Utah St.	100 77
22	H	Washington	69 91					89	A	UCLA	62 46	273	H	Northern Ariz.	59 47
								89	H	UCLA	67 65	290	A	Portland	72 49
												305	H	Portland St.	63 56
												324	H	Seattle	70 44
<hr/>															
LAST 12 Division I GAMES:															
10	H	Arizona St.	52 72	167	A	Arizona	78 81								
167	H	Arizona	75 61	10	A	Arizona St.	58 70								
22	A	Washington	55 70	67	H	Washington St.	76 79								
67	A	Washington St.	70 69	22	H	Washington	69 91								
80	H	Southern California	63 57	9	H	Oregon St.	48 77								
89	H	UCLA	67 65	9	A	Oregon St.	37 70								

Non-Div I Games:

Oregon

 Loss,
 Non-Conf,
 S Site,
 H Home
 A Away
N Neutral

Average RPI Win: 221		WON-LOST	WINNING	LAST 10	STRENGTH OF		OPP. STRENGTH	TEAM	ADJ.	CONF.	ADJ CONF.
Average RPI Loss: 167		RECORD	PCT. RANK	GAMES	SCHEDULE		OF SCHEDULE	RPI	RPI	RPI	RPI
DIV. I ONLY		14- 8	94	5- 0	292		191	143	143	21	21
DIV. I NON-CONF.		5- 4	139	1- 0	264		206	171	171	21	21
TOTALS		RPI 1-25	RPI 26-50		W-L RECORDS		RPI 51-100	RPI 101-150		RPI 150+	
14- 8	0- 0	0- 1		OVERALL		1- 0	1- 2		12- 5		
7- 2	0- 0	0- 1		HOME		1- 0	1- 0		5- 1		
6- 6	0- 0	0- 0		AWAY		0- 0	0- 2		6- 4		
1- 0	0- 0	0- 0		NEUTRAL		0- 0	0- 0		1- 0		
5- 4	0- 0	0- 1		NON-CONFERENCE		1- 0	0- 1		4- 2		
2- 1	0- 0	0- 1		HOME		1- 0	0- 0		1- 0		
2- 3	0- 0	0- 0		AWAY		0- 0	0- 1		2- 2		
1- 0	0- 0	0- 0		NEUTRAL		0- 0	0- 0		1- 0		
9- 4	0- 0	0- 0		CONFERENCE		0- 0	1- 1		8- 3		
5- 1	0- 0	0- 0		HOME		0- 0	1- 0		4- 1		
4- 3	0- 0	0- 0		AWAY		0- 0	0- 1		4- 2		
0- 0	0- 0	0- 0		NEUTRAL		0- 0	0- 0		0- 0		

RPI 1-25				RPI 26-50				RPI 51-100				RPI 101+				Team's RPI: 143	
RPI	S	Opponent	Score	RPI	S	Opponent	Score	RPI	S	Opponent	Score	RPI	S	Opponent	Score		
				39	H	Gonzaga	60 61					112	H	Montana	65 64		
								55	H	Wichita St.	86 58	120	A	North Dakota	82 96		
												149	A	Boise St.	72 90		
												154	A	Sacramento St.	80 79		
												154	H	Sacramento St.	67 73		
												155	A	Florida	67 56		
												174	A	Northern Colo.	56 64		
												186	H	Montana St.	72 58		
												201	A	Idaho	58 71		
												201	H	Idaho	71 65		
												233	H	Southern Utah	88 67		
												242	A	SMU	53 69		
												245	A	Idaho St.	88 75		
												246	A	Weber St.	69 55		
												254	A	Abilene Christian	72 79		
												288	N	Ga. Southern	55 42		
												290	H	Portland	72 65		
												305	A	Portland St.	77 63		
												305	H	Portland St.	101 54		
												323	A	Utah Valley	68 62		
LAST 12 Division I GAMES:																	
				155	A	Florida	67 56	201	A	Idaho	58 71						
				233	H	Southern Utah	88 67	120	A	North Dakota	82 96						
				305	A	Portland St.	77 63	174	A	Northern Colo.	56 64						
				154	A	Sacramento St.	80 79	154	H	Sacramento St.	67 73						
				186	H	Montana St.	72 58	305	H	Portland St.	101 54						
				112	H	Montana	65 64	201	H	Idaho	71 65						

Non-Div I Games:	Saint Martin's	69	39	Central Wash.	83	70
------------------	----------------	----	----	---------------	----	----

Eastern Wash.

Loss, Non-Conf, S Site, H Home A Away N Neutral

Average RPI Win:	209	WON-LOST	WINNING	LAST 10	STRENGTH OF	OPP. STRENGTH	TEAM	ADJ.	CONF.	ADJ CONF.
Average RPI Loss:	126	RECORD	PCT. RANK	GAMES	SCHEDULE	OF SCHEDULE	RPI	RPI	RPI	RPI
DIV. I ONLY	11- 10	162	7- 3	180	138	144	144	16	16	
DIV. I NON-CONF.	4- 4	158	0- 0	236	55	158	158	18	18	
TOTALS	RPI 1-25	RPI 26-50	W-L RECORDS	RPI 51-100	RPI 101-150	RPI 150+				
11- 10	0- 0	0- 0	OVERALL	1- 4	3- 3	7- 3				
5- 3	0- 0	0- 0	HOME	0- 1	2- 2	3- 0				
4- 7	0- 0	0- 0	AWAY	1- 3	1- 1	2- 3				
2- 0	0- 0	0- 0	NEUTRAL	0- 0	0- 0	2- 0				
4- 4	0- 0	0- 0	NON-CONFERENCE	0- 1	1- 1	3- 2				
2- 0	0- 0	0- 0	HOME	0- 0	1- 0	1- 0				
0- 4	0- 0	0- 0	AWAY	0- 1	0- 1	0- 2				
2- 0	0- 0	0- 0	NEUTRAL	0- 0	0- 0	2- 0				
7- 6	0- 0	0- 0	CONFERENCE	1- 3	2- 2	4- 1				
3- 3	0- 0	0- 0	HOME	0- 1	1- 2	2- 0				
4- 3	0- 0	0- 0	AWAY	1- 2	1- 0	2- 1				
0- 0	0- 0	0- 0	NEUTRAL	0- 0	0- 0	0- 0				

RPI 1-25			RPI 26-50			RPI 51-100			RPI 101+			Team's RPI: 144
RPI	S	Opponent	Score	RPI	S	Opponent	Score	RPI	S	Opponent	Score	Score
						52	A Michigan	52	81	101	H Cleveland St.	71 68
						65	A Akron	48	65	105	A Michigan St.	61 69
						71	A Ohio	73	61	116	A Toledo	75 61
						71	H Ohio	59	82	126	H Ball St.	62 72
						85	A Western Mich.	56	83	127	H Buffalo	53 75
										141	H Central Mich.	85 64
										160	A Oral Roberts	62 63
										192	N Cal St. Fullerton	78 74
										217	A Tex.-Pan American	75 81
										240	H Detroit	75 71
										246	N Weber St.	57 42
										252	A Northern Ill.	48 54
										281	H Bowling Green	64 52
										300	A Kent St.	70 53
										306	A Miami (OH)	54 51
										306	H Miami (OH)	56 38
LAST 12 Division I GAMES:												
						71	A Ohio	73	61	85	A Western Mich.	56 83
						141	H Central Mich.	85	64	116	A Toledo	75 61
						126	H Ball St.	62	72	306	H Miami (OH)	56 38
						306	A Miami (OH)	54	51	281	H Bowling Green	64 52
						300	A Kent St.	70	53	71	H Ohio	59 82
						127	H Buffalo	53	75	65	A Akron	48 65

Non-Div I Games: Kent St.-Tuscarawas 127 40 Madonna 88 68 Hillsdale 73 56

Eastern Mich.

Average RPI Win: 218		WON-LOST	WINNING	LAST 10	STRENGTH OF	OPP. STRENGTH	TEAM	ADJ.	CONF.	ADJ CONF.
Average RPI Loss: 150		RECORD	PCT. RANK	GAMES	SCHEDULE	OF SCHEDULE	RPI	RPI	RPI	RPI
DIV. I ONLY		15- 8	86	6- 4	266	186	145	145	14	14
DIV. I NON-CONF.		6- 1	26	0- 0	256	328	89	89	14	14
TOTALS		RPI 1-25	RPI 26-50	W-L RECORDS	RPI 51-100	RPI 101-150	RPI 150+			
15- 8	0- 0		0- 2	OVERALL	1- 0	4- 3	10- 3			
8- 4	0- 0		0- 1	HOME	1- 0	3- 1	4- 2			
7- 4	0- 0		0- 1	AWAY	0- 0	1- 2	6- 1			
0- 0	0- 0		0- 0	NEUTRAL	0- 0	0- 0	0- 0			
6- 1	0- 0		0- 1	NON-CONFERENCE	0- 0	1- 0	5- 0			
3- 1	0- 0		0- 1	HOME	0- 0	1- 0	2- 0			
3- 0	0- 0		0- 0	AWAY	0- 0	0- 0	3- 0			
0- 0	0- 0		0- 0	NEUTRAL	0- 0	0- 0	0- 0			
9- 7	0- 0		0- 1	CONFERENCE	1- 0	3- 3	5- 3			
5- 3	0- 0		0- 0	HOME	1- 0	2- 1	2- 2			
4- 4	0- 0		0- 1	AWAY	0- 0	1- 2	3- 1			
0- 0	0- 0		0- 0	NEUTRAL	0- 0	0- 0	0- 0			

RPI 1-25				RPI 26-50				RPI 51-100				RPI 101+				Team's RPI: 145	
RPI	S	Opponent	Score	RPI	S	Opponent	Score	RPI	S	Opponent	Score	RPI	S	Opponent	Score		
				30	H	Mississippi St.	51 66	53	H	Arkansas St.	69 57	111	H	Louisiana Tech	58 55		
				38	A	UALR	41 67					133	A	Texas St.	83 81		
												133	H	Texas St.	64 41		
												137	A	Troy	63 68		
												137	H	Troy	55 60		
												148	A	Appalachian St.	51 63		
												148	H	Appalachian St.	70 66		
												182	A	Lamar	75 55		
												188	H	Texas-Arlington	51 57		
												207	A	La.-Monroe	68 65		
												207	H	La.-Monroe	60 67		
												235	A	Georgia St.	63 56		
												235	H	Georgia St.	68 52		
												287	H	Jackson St.	65 56		
												288	A	Ga. Southern	69 57		
												291	H	Sam Houston St.	65 46		
												315	A	Southeastern La.	71 60		
												318	A	South Ala.	47 57		
												318	H	South Ala.	65 58		
												329	A	Alcorn	64 57		
LAST 12 Division I GAMES:																	
				133	H	Texas St.	64 41	318	A	South Ala.	47 57						
				137	A	Troy	63 68	235	A	Georgia St.	63 56						
				207	A	La.-Monroe	68 65	53	H	Arkansas St.	69 57						
				188	H	Texas-Arlington	51 57	207	H	La.-Monroe	60 67						
				148	H	Appalachian St.	70 66	318	H	South Ala.	65 58						
				133	A	Texas St.	83 81	288	A	Ga. Southern	69 57						

Non-Div I Games:	Xavier (LA)	69	53	Southern-N.O.	58	52
------------------	-------------	----	----	---------------	----	----

La.-Lafayette

Loss, Non-Conf, S Site, H Home A Away N Neutral

Average RPI Win:	263	WON-LOST	WINNING	LAST 10	STRENGTH OF	OPP. STRENGTH	TEAM	ADJ.	CONF.	ADJ CONF.
Average RPI Loss:	111	RECORD	PCT. RANK	GAMES	SCHEDULE	OF SCHEDULE	RPI	RPI	RPI	RPI
DIV. I ONLY	17- 9	81	10- 0	296	198	146	146	26	26	
DIV. I NON-CONF.	4- 9	243	0- 0	233	43	248	248	26	26	
TOTALS	RPI 1-25	RPI 26-50	W-L RECORDS	RPI 51-100	RPI 101-150	RPI 150+				
17- 9	0- 2	0- 1	OVERALL	0- 0	0- 3	17- 3				
9- 2	0- 0	0- 1	HOME	0- 0	0- 1	9- 0				
8- 5	0- 1	0- 0	AWAY	0- 0	0- 2	8- 2				
0- 2	0- 1	0- 0	NEUTRAL	0- 0	0- 0	0- 1				
4- 9	0- 2	0- 1	NON-CONFERENCE	0- 0	0- 3	4- 3				
2- 2	0- 0	0- 1	HOME	0- 0	0- 1	2- 0				
2- 5	0- 1	0- 0	AWAY	0- 0	0- 2	2- 2				
0- 2	0- 1	0- 0	NEUTRAL	0- 0	0- 0	0- 1				
13- 0	0- 0	0- 0	CONFERENCE	0- 0	0- 0	13- 0				
7- 0	0- 0	0- 0	HOME	0- 0	0- 0	7- 0				
6- 0	0- 0	0- 0	AWAY	0- 0	0- 0	6- 0				
0- 0	0- 0	0- 0	NEUTRAL	0- 0	0- 0	0- 0				

RPI 1-25				RPI 26-50				RPI 51-100				RPI 101+ Team's RPI: 146			
RPI	S	Opponent	Score	RPI	S	Opponent	Score	RPI	S	Opponent	Score	RPI	S	Opponent	Score
8	A	Louisville	43 77	26	H	Chattanooga	54 65					107	H	Southern Ill.	78 87
14	N	Dayton	47 78									124	A	Missouri	65 74
												150	A	Alabama	55 68
												166	A	Belmont	85 68
												167	A	Arizona	56 61
												169	H	SIUE	69 68
												190	A	Samford	75 79
												199	H	Jacksonville St.	67 47
												216	N	Pepperdine	58 59
												221	H	Morehead St.	99 70
												223	A	Tennessee St.	64 58
												244	H	Evansville	84 74
												253	A	Austin Peay	71 61
												253	H	Austin Peay	91 63
												270	H	Cincinnati	62 61
												270	H	Eastern Ky.	76 63
												302	H	Eastern Ill.	81 51
												306	A	Miami (OH)	90 57
												309	A	Southeast Mo. St.	78 60
												309	H	Southeast Mo. St.	96 55
												319	A	Illinois St.	79 46
												330	A	Murray St.	95 85
												335	A	Tennessee Tech	79 59
LAST 12 Division I GAMES:															
253	H	Austin Peay	91 63	309	H	Southeast Mo. St.	96 55								
309	A	Southeast Mo. St.	78 60	302	H	Eastern Ill.	81 51								
169	H	SIUE	69 68	199	H	Jacksonville St.	67 47								
253	A	Austin Peay	71 61	335	A	Tennessee Tech	79 59								
330	A	Murray St.	95 85	221	H	Morehead St.	99 70								
223	A	Tennessee St.	64 58	270	H	Eastern Ky.	76 63								

Non-Div I Games:

UT Martin

Indiana

Through Games Of Feb. 19, 2015

Average RPI Win:	200	WON-LOST	WINNING	LAST 10	STRENGTH OF	OPP. STRENGTH	TEAM	ADJ.	CONF.	ADJ CONF.
Average RPI Loss:	68	RECORD	PCT. RANK	GAMES	SCHEDULE	OF SCHEDULE	RPI	RPI	RPI	RPI
DIV. I ONLY	14- 12	158	2- 8	156	56	147	147	4	4	
DIV. I NON-CONF.	10- 1	17	0- 0	305	315	99	99	2	2	
TOTALS	RPI 1-25	RPI 26-50	W-L RECORDS	RPI 51-100	RPI 101-150	RPI 150+				
14- 12	0- 2	0- 5	OVERALL	3- 2	3- 1	8- 2				
11- 5	0- 1	0- 3	HOME	2- 0	3- 0	6- 1				
3- 7	0- 1	0- 2	AWAY	1- 2	0- 1	2- 1				
0- 0	0- 0	0- 0	NEUTRAL	0- 0	0- 0	0- 0				
10- 1	0- 0	0- 0	NON-CONFERENCE	1- 0	1- 0	8- 1				
7- 1	0- 0	0- 0	HOME	0- 0	1- 0	6- 1				
3- 0	0- 0	0- 0	AWAY	1- 0	0- 0	2- 0				
0- 0	0- 0	0- 0	NEUTRAL	0- 0	0- 0	0- 0				
4- 11	0- 2	0- 5	CONFERENCE	2- 2	2- 1	0- 1				
4- 4	0- 1	0- 3	HOME	2- 0	2- 0	0- 0				
0- 7	0- 1	0- 2	AWAY	0- 2	0- 1	0- 1				
0- 0	0- 0	0- 0	NEUTRAL	0- 0	0- 0	0- 0				

RPI 1-25				RPI 26-50				RPI 51-100				RPI 101+ Team's RPI: 147			
RPI	S	Opponent	Score	RPI	S	Opponent	Score	RPI	S	Opponent	Score	RPI	S	Opponent	Score
5	H	Maryland	74 84	35	H	Northwestern	69 75	52	A	Michigan	52 68	105	A	Michigan St.	57 72
7	A	Iowa	64 81	36	H	Rutgers	51 66	90	H	Illinois	85 58	105	H	Michigan St.	70 51
				37	A	Minnesota	61 65	98	A	Purdue	64 86	115	H	East Tenn. St.	97 69
				40	A	Ohio St.	70 78	98	H	Purdue	72 55	135	H	Wisconsin	69 52
				40	H	Ohio St.	49 103	99	A	Boston College	76 67	163	H	Indiana St.	61 65
												200	A	Penn St.	75 79
												221	H	Morehead St.	98 57
												236	A	Oakland	88 61
												237	H	IUPUI	68 55
												257	H	Valparaiso	81 49
												280	A	Milwaukee	82 56
												289	H	Gardner-Webb	115 54
												299	H	IPFW	80 37
												339	H	Incarinate Word	85 49
LAST 12 Division I GAMES:															
52	A	Michigan	52 68	105	A	Michigan St.	57 72								
7	A	Iowa	64 81	5	H	Maryland	74 84								
90	H	Illinois	85 58	200	A	Penn St.	75 79								
40	A	Ohio St.	70 78	37	A	Minnesota	61 65								
35	H	Northwestern	69 75	135	H	Wisconsin	69 52								
98	H	Purdue	72 55	40	H	Ohio St.	49 103								

Non-Div I Games:

Indiana

■ Loss,
 ■ Non-Conf, S Site,
 ■ Home
 ■ Away
 N Neutral

Appalachian St.

Through Games Of Feb. 19, 2015

Average RPI Win:	219	WON-LOST	WINNING	LAST 10	STRENGTH OF	OPP. STRENGTH	TEAM	ADJ.	CONF.	ADJ CONF.
Average RPI Loss:	113	RECORD	PCT. RANK	GAMES	SCHEDULE	OF SCHEDULE	RPI	RPI	RPI	RPI
DIV. I ONLY	10- 13	214	3- 7	74	167	148	148	14	14	
DIV. I NON-CONF.	4- 4	158	0- 0	40	185	91	91	14	14	
TOTALS	RPI 1-25	RPI 26-50	W-L RECORDS	RPI 51-100	RPI 101-150	RPI 150+				
10- 13	0- 2	0- 2	OVERALL	1- 1	2- 5	7- 3				
6- 4	0- 0	0- 1	HOME	1- 0	1- 1	4- 2				
4- 9	0- 2	0- 1	AWAY	0- 1	1- 4	3- 1				
0- 0	0- 0	0- 0	NEUTRAL	0- 0	0- 0	0- 0				
4- 4	0- 2	0- 0	NON-CONFERENCE	0- 0	1- 1	3- 1				
3- 1	0- 0	0- 0	HOME	0- 0	0- 0	3- 1				
1- 3	0- 2	0- 0	AWAY	0- 0	1- 1	0- 0				
0- 0	0- 0	0- 0	NEUTRAL	0- 0	0- 0	0- 0				
6- 9	0- 0	0- 2	CONFERENCE	1- 1	1- 4	4- 2				
3- 3	0- 0	0- 1	HOME	1- 0	1- 1	1- 1				
3- 6	0- 0	0- 1	AWAY	0- 1	0- 3	3- 1				
0- 0	0- 0	0- 0	NEUTRAL	0- 0	0- 0	0- 0				

RPI 1-25				RPI 26-50				RPI 51-100				RPI 101+ Team's RPI: 148			
RPI	S	Opponent	Score	RPI	S	Opponent	Score	RPI	S	Opponent	Score	RPI	S	Opponent	Score
12	A	Kentucky	74 111	38	A	UALR	48 69	53	A	Arkansas St.	75 89	115	A	East Tenn. St.	76 70
15	A	North Carolina	52 84	38	H	UALR	49 63	53	H	Arkansas St.	70 69	133	A	Texas St.	58 67
												136	A	Furman	79 84
												137	A	Troy	87 91
												137	H	Troy	87 108
												145	A	La.-Lafayette	66 70
												145	H	La.-Lafayette	63 51
												188	A	Texas-Arlington	45 55
												202	H	Radford	67 68
												204	H	N.C. A&T	72 70
												207	A	La.-Monroe	55 54
												235	H	Georgia St.	71 76
												250	H	UNCW	82 72
												288	A	Ga. Southern	77 74
												289	H	Gardner-Webb	77 69
												318	A	South Ala.	67 63
												318	H	South Ala.	70 59
LAST 12 Division I GAMES:															
188	A	Texas-Arlington	45 55	133	A	Texas St.	58 67								
207	A	La.-Monroe	55 54	318	H	South Ala.	70 59								
38	H	UALR	49 63	137	A	Troy	87 91								
137	H	Troy	87 108	235	H	Georgia St.	71 76								
145	A	La.-Lafayette	66 70	53	H	Arkansas St.	70 69								
288	A	Ga. Southern	77 74	38	A	UALR	48 69								

Non-Div I Games: Catawba 81 64

Appalachian St.

■ Loss,
 ■ Non-Conf, S Site,
 ■ Home
 ■ Away
 N Neutral

Average RPI Win:	203	WON-LOST	WINNING	LAST 10	STRENGTH OF	OPP. STRENGTH	TEAM	ADJ.	CONF.	ADJ CONF.
Average RPI Loss:	205	RECORD	PCT. RANK	GAMES	SCHEDULE	OF SCHEDULE	RPI	RPI	RPI	RPI
DIV. I ONLY	14- 8	94	2- 2	252	244	149	149	22	22	
DIV. I NON-CONF.	6- 3	92	0- 0	189	304	113	113	19	19	
TOTALS	RPI 1-25	RPI 26-50	W-L RECORDS	RPI 51-100	RPI 101-150	RPI 150+				
14- 8	0- 0	0- 0	OVERALL	2- 1	3- 1	9- 6				
9- 2	0- 0	0- 0	HOME	2- 0	2- 0	5- 2				
4- 5	0- 0	0- 0	AWAY	0- 1	0- 0	4- 4				
1- 1	0- 0	0- 0	NEUTRAL	0- 0	1- 1	0- 0				
6- 3	0- 0	0- 0	NON-CONFERENCE	0- 0	2- 1	4- 2				
4- 0	0- 0	0- 0	HOME	0- 0	1- 0	3- 0				
1- 2	0- 0	0- 0	AWAY	0- 0	0- 0	1- 2				
1- 1	0- 0	0- 0	NEUTRAL	0- 0	1- 1	0- 0				
8- 5	0- 0	0- 0	CONFERENCE	2- 1	1- 0	5- 4				
5- 2	0- 0	0- 0	HOME	2- 0	1- 0	2- 2				
3- 3	0- 0	0- 0	AWAY	0- 1	0- 0	3- 2				
0- 0	0- 0	0- 0	NEUTRAL	0- 0	0- 0	0- 0				

RPI 1-25			RPI 26-50			RPI 51-100			RPI 101+			Team's RPI: 149
RPI	S	Opponent	Score	RPI	S	Opponent	Score	RPI	S	Opponent	Score	
						54 H Fresno St.	75 66	106 N Long Beach St.		50 68		
						69 A Colorado St.	82 83	117 N Yale		59 53		
						69 H Colorado St.	75 65	130 H New Mexico		86 65		
								143 H Eastern Wash.		90 72		
								152 H New Mexico St.		70 45		
								186 H Montana St.		75 60		
								208 H Wyoming		59 64		
								225 A San Diego St.		40 57		
								227 A UNLV		78 67		
								227 H UNLV		60 74		
								233 A Southern Utah		64 66		
								245 A Idaho St.		86 62		
								248 A San Jose St.		78 88		
								266 A Utah St.		63 53		
								266 H Utah St.		94 55		
								290 H Portland		94 58		
								323 A Utah Valley		60 68		
								345 A Air Force		88 69		
								345 H Air Force		81 54		
LAST 12 Division I GAMES:												
						227 H UNLV	60 74	345 H Air Force		81 54		
						54 H Fresno St.	75 66	248 A San Jose St.		78 88		
						345 A Air Force	88 69	130 H New Mexico		86 65		
						225 A San Diego St.	40 57	227 A UNLV		78 67		
						266 H Utah St.	94 55	208 H Wyoming		59 64		
						69 A Colorado St.	82 83	266 A Utah St.		63 53		

Non-Div I Games: Col. of Idaho 91 40 Carroll (MT) 58 45

Boise St.

Loss, Non-Conf, S Site, H Home A Away N Neutral

Alabama

Through Games Of Feb. 19, 2015

Average RPI Win:	226	WON-LOST	WINNING	LAST 10	STRENGTH OF	OPP. STRENGTH	TEAM	ADJ.	CONF.	ADJ CONF.
Average RPI Loss:	53	RECORD	PCT. RANK	GAMES	SCHEDULE	OF SCHEDULE	RPI	RPI	RPI	RPI
DIV. I ONLY	13- 15	198	2- 8	51	70	150	150	3	3	
DIV. I NON-CONF.	11- 4	69	0- 0	257	265	172	172	5	5	
TOTALS	RPI 1-25	RPI 26-50	W-L RECORDS	RPI 51-100	RPI 101-150	RPI 150+				
13- 15	0- 6	1- 4	OVERALL	1- 2	2- 1	9- 2				
10- 7	0- 3	1- 2	HOME	0- 0	2- 0	7- 2				
1- 7	0- 3	0- 1	AWAY	1- 2	0- 1	0- 0				
2- 1	0- 0	0- 1	NEUTRAL	0- 0	0- 0	2- 0				
11- 4	0- 1	1- 1	NON-CONFERENCE	1- 0	1- 0	8- 2				
8- 3	0- 1	1- 0	HOME	0- 0	1- 0	6- 2				
1- 0	0- 0	0- 0	AWAY	1- 0	0- 0	0- 0				
2- 1	0- 0	0- 1	NEUTRAL	0- 0	0- 0	2- 0				
2- 11	0- 5	0- 3	CONFERENCE	0- 2	1- 1	1- 0				
2- 4	0- 2	0- 2	HOME	0- 0	1- 0	1- 0				
0- 7	0- 3	0- 1	AWAY	0- 2	0- 1	0- 0				
0- 0	0- 0	0- 0	NEUTRAL	0- 0	0- 0	0- 0				

RPI	S	Opponent	Score	RPI	S	Opponent	Score	RPI	S	Opponent	Score	RPI	S	Opponent	Score	Team's RPI: 150
1	A	Tennessee	56 77	30	A	Mississippi St.	50 66	56	A	Georgia	47 64	103	A	Ole Miss	63 77	
4	A	South Carolina	54 85	32	N	Quinnipiac	66 73	61	A	LSU	39 51	124	H	Missouri	67 64	
4	H	South Carolina	59 102	34	H	Nebraska	53 51	92	A	Kansas	85 80	146	H	UT Martin	68 55	
11	H	Duke	40 90	41	H	Vanderbilt	52 55					151	N	Temple	58 51	
12	H	Kentucky	66 78	42	H	Arkansas	42 53					183	H	Mercer	39 46	
19	A	Texas A&M	49 70									191	H	Auburn	51 50	
												199	H	Jacksonville St.	62 64	
												212	H	USC Upstate	74 65	
												286	N	Georgetown	72 58	
												331	H	New Orleans	87 58	
												334	H	Florida A&M	60 44	
												341	H	Ark.-Pine Bluff	71 27	
												342	H	Alabama A&M	75 44	
												348	H	Mississippi Val.	71 40	
LAST 12 Division I GAMES:																
1	A	Tennessee	56 77	41	H	Vanderbilt	52 55									
19	A	Texas A&M	49 70	191	H	Auburn	51 50									
124	H	Missouri	67 64	30	A	Mississippi St.	50 66									
61	A	LSU	39 51	103	A	Ole Miss	63 77									
42	H	Arkansas	42 53	4	H	South Carolina	59 102									
4	A	South Carolina	54 85	56	A	Georgia	47 64									

Non-Div I Games:

Alabama

■ Loss,
 ■ Non-Conf,
 ■ S Site,
 ■ H Home
 ■ A Away
 N Neutral

Average RPI Win:	223	WON-LOST	WINNING	LAST 10	STRENGTH OF	OPP. STRENGTH	TEAM	ADJ.	CONF.	ADJ CONF.
Average RPI Loss:	74	RECORD	PCT. RANK	GAMES	SCHEDULE	OF SCHEDULE	RPI	RPI	RPI	RPI
DIV. I ONLY	13- 14	183	6- 4	114	64	151	151	7	7	
DIV. I NON-CONF.	4- 9	243	0- 1	169	23	228	228	7	7	
TOTALS	RPI 1-25	RPI 26-50	W-L RECORDS	RPI 51-100	RPI 101-150	RPI 150+				
13- 14	0- 4	1- 2	OVERALL	0- 4	0- 3	12- 1				
7- 6	0- 3	1- 1	HOME	0- 1	0- 0	6- 1				
4- 7	0- 1	0- 1	AWAY	0- 3	0- 2	4- 0				
2- 1	0- 0	0- 0	NEUTRAL	0- 0	0- 1	2- 0				
4- 9	0- 1	0- 1	NON-CONFERENCE	0- 4	0- 2	4- 1				
1- 4	0- 1	0- 1	HOME	0- 1	0- 0	1- 1				
1- 4	0- 0	0- 0	AWAY	0- 3	0- 1	1- 0				
2- 1	0- 0	0- 0	NEUTRAL	0- 0	0- 1	2- 0				
9- 5	0- 3	1- 1	CONFERENCE	0- 0	0- 1	8- 0				
6- 2	0- 2	1- 0	HOME	0- 0	0- 0	5- 0				
3- 3	0- 1	0- 1	AWAY	0- 0	0- 1	3- 0				
0- 0	0- 0	0- 0	NEUTRAL	0- 0	0- 0	0- 0				

RPI S	Opponent	Score	RPI S	Opponent	Score	RPI S	Opponent	Score	RPI S	Opponent	Score	Team's RPI: 151
6	A UConn	58 92	36	H Rutgers	55 88	66	A Penn	50 52	114	A Saint Joseph's	74 78	
6	H UConn	49 83	48	A Tulane	63 77	82	A Villanova	59 64	139	A Tulsa	67 75	
13	H Florida St.	62 66	48	H Tulane	69 58	83	H Fordham	64 71	150	N Alabama	51 58	
25	H South Fla.	58 70				92	A Kansas	56 76	158	N Harvard	81 69	
									159	A Memphis	58 57	
									159	H Memphis	84 61	
									175	H Delaware	58 69	
									178	H La Salle	75 72	
									242	H SMU	77 64	
									260	A UCF	71 54	
									260	H UCF	72 57	
									262	H Houston	72 60	
									270	A Cincinnati	81 64	
									270	H Cincinnati	83 50	
									286	N Georgetown	81 58	
									344	A Howard	78 48	
LAST 12 Division I GAMES:												
48	H Tulane	69 58	260	A UCF	71 54							
262	H Houston	72 60	270	H Cincinnati	83 50							
139	A Tulsa	67 75	260	H UCF	72 57							
48	A Tulane	63 77	6	A UConn	58 92							
159	H Memphis	84 61	25	H South Fla.	58 70							
6	H UConn	49 83	66	A Penn	50 52							

Non-Div I Games:

Temple

Loss, Non-Conf, S Site, H Home A Away N Neutral

Average RPI Win:	263	WON-LOST	WINNING	LAST 10	STRENGTH OF	OPP. STRENGTH	TEAM	ADJ.	CONF.	ADJ CONF.
Average RPI Loss:	167	RECORD	PCT. RANK	GAMES	SCHEDULE	OF SCHEDULE	RPI	RPI	RPI	RPI
DIV. I ONLY	15- 7	71	9- 1	286	317	152	152	30	30	
DIV. I NON-CONF.	5- 6	177	0- 0	205	216	213	213	30	30	
TOTALS	RPI 1-25	RPI 26-50	W-L RECORDS	RPI 51-100	RPI 101-150	RPI 150+				
15- 7	0- 0	0- 0	OVERALL	0- 1	2- 2	13- 4				
8- 2	0- 0	0- 0	HOME	0- 0	2- 0	6- 2				
6- 4	0- 0	0- 0	AWAY	0- 0	0- 0	6- 0				
1- 1	0- 0	0- 0	NEUTRAL	0- 1	0- 0	1- 0				
5- 6	0- 0	0- 0	NON-CONFERENCE	0- 1	1- 1	4- 4				
3- 2	0- 0	0- 0	HOME	0- 0	1- 0	2- 2				
1- 3	0- 0	0- 0	AWAY	0- 0	0- 1	1- 2				
1- 1	0- 0	0- 0	NEUTRAL	0- 1	0- 0	1- 0				
10- 1	0- 0	0- 0	CONFERENCE	0- 0	1- 1	9- 0				
5- 0	0- 0	0- 0	HOME	0- 0	1- 0	4- 0				
5- 1	0- 0	0- 0	AWAY	0- 0	0- 1	5- 0				
0- 0	0- 0	0- 0	NEUTRAL	0- 0	0- 0	0- 0				

RPI 1-25			RPI 26-50			RPI 51-100			RPI 101+			Team's RPI: 152
RPI	S	Opponent	Score	RPI	S	Opponent	Score	RPI	S	Opponent	Score	
						58 N Pacific	62 67	129 A Bakersfield			78 82	
								129 H Bakersfield			90 78	
								130 H New Mexico			70 59	
								149 A Boise St.			45 70	
								153 H Cal Poly			79 65	
								154 A Sacramento St.			85 93	
								192 H Cal St. Fullerton			51 66	
								217 A Tex.-Pan American			74 71	
								231 N Fla. Atlantic			57 44	
								233 A Southern Utah			81 64	
								243 A UTEP			73 78	
								246 H Weber St.			97 100	
								267 H North Dakota St.			79 59	
								275 A Grand Canyon			74 62	
								323 A Utah Valley			68 58	
								323 H Utah Valley			67 62	
								324 A Seattle			76 69	
								324 H Seattle			76 66	
								340 A UMKC			60 48	
								340 H UMKC			78 59	
								343 H Chicago St.			70 53	
LAST 12 Division I GAMES:												
323	H	Utah Valley	67 62	323	A	Utah Valley	68 58					
129	A	Bakersfield	78 82	275	A	Grand Canyon	74 62					
324	A	Seattle	76 69	324	H	Seattle	76 66					
340	H	UMKC	78 59	129	H	Bakersfield	90 78					
343	H	Chicago St.	70 53	340	A	UMKC	60 48					
217	A	Tex.-Pan American	74 71	233	A	Southern Utah	81 64					

Non-Div I Games: Eastern N.M. 79 51 Northern N.M. 81 39

New Mexico St.

Loss, Non-Conf, S Site, H Home A Away N Neutral

Average RPI Win: 197	WON-LOST	WINNING	LAST 10	STRENGTH OF	OPP. STRENGTH	TEAM	ADJ.	CONF.	ADJ CONF.
Average RPI Loss: 122	RECORD	PCT. RANK	GAMES	SCHEDULE	OF SCHEDULE	RPI	RPI	RPI	RPI
DIV. I ONLY	12- 12	174	5- 5	118	171	153	153	15	15
DIV. I NON-CONF.	5- 7	204	0- 0	172	187	205	205	15	15
TOTALS	RPI 1-25	RPI 26-50	W-L RECORDS	RPI 51-100	RPI 101-150	RPI 150+			
12- 12	0- 0	0- 1	OVERALL	2- 3	3- 4	7- 4			
7- 5	0- 0	0- 1	HOME	2- 0	2- 1	3- 3			
5- 7	0- 0	0- 0	AWAY	0- 3	1- 3	4- 1			
0- 0	0- 0	0- 0	NEUTRAL	0- 0	0- 0	0- 0			
5- 7	0- 0	0- 1	NON-CONFERENCE	0- 2	1- 1	4- 3			
3- 3	0- 0	0- 1	HOME	0- 0	1- 0	2- 2			
2- 4	0- 0	0- 0	AWAY	0- 2	0- 1	2- 1			
0- 0	0- 0	0- 0	NEUTRAL	0- 0	0- 0	0- 0			
7- 5	0- 0	0- 0	CONFERENCE	2- 1	2- 3	3- 1			
4- 2	0- 0	0- 0	HOME	2- 0	1- 1	1- 1			
3- 3	0- 0	0- 0	AWAY	0- 1	1- 2	2- 0			
0- 0	0- 0	0- 0	NEUTRAL	0- 0	0- 0	0- 0			

RPI S	Opponent	Score	RPI S	Opponent	Score	RPI S	Opponent	Score	RPI S	Opponent	Score	Team's RPI: 153
45	H St. Mary's (CA)	64 65	54	A Fresno St.	56 67	106	A Long Beach St.	58 57	106	H Long Beach St.	74 85	
			69	A Colorado St.	63 65	109	A CSUN	58 70	109	H CSUN	63 54	
			87	A Hawaii	64 79	129	H Bakersfield	71 66	130	A New Mexico	68 84	
			87	H Hawaii	70 65	131	A UC Riverside	78 82	152	A New Mexico St.	65 79	
			100	H UC Davis	72 64	173	H Dartmouth	61 74	192	A Cal St. Fullerton	57 48	
						192	H Cal St. Fullerton	60 74	196	A Santa Clara	79 73	
						216	H Pepperdine	69 76	268	H A&M-Corpus Christi	63 48	
						269	H UC Irvine	74 58	282	A Loyola Marymount	87 79	
						290	H Portland	76 67	336	A UC Santa Barbara	56 41	
LAST 12 Division I GAMES:												
192	H Cal St. Fullerton	60 74	131	A UC Riverside	78 82							
106	A Long Beach St.	58 57	192	A Cal St. Fullerton	57 48							
109	A CSUN	58 70	109	H CSUN	63 54							
87	A Hawaii	64 79	106	H Long Beach St.	74 85							
269	H UC Irvine	74 58	336	A UC Santa Barbara	56 41							
100	H UC Davis	72 64	87	H Hawaii	70 65							

Non-Div I Games:

Cal Poly

■ Loss,
 ■ Non-Conf, S Site,
 ■ Home
 ■ Away
 N Neutral

Sacramento St.

Through Games Of Feb. 19, 2015

Average RPI Win:	208	WON-LOST	WINNING	LAST 10	STRENGTH OF	OPP. STRENGTH	TEAM	ADJ.	CONF.	ADJ CONF.
Average RPI Loss:	130	RECORD	PCT. RANK	GAMES	SCHEDULE	OF SCHEDULE	RPI	RPI	RPI	RPI
DIV. I ONLY	11- 14	211	6- 4	112	165	154	154	21	21	
DIV. I NON-CONF.	2- 9	297	0- 0	87	42	249	249	21	21	
TOTALS	RPI 1-25	RPI 26-50	W-L RECORDS	RPI 51-100	RPI 101-150	RPI 150+				
11- 14	0- 1	0- 2	OVERALL	0- 3	2- 3	9- 5				
7- 2	0- 0	0- 0	HOME	0- 1	1- 1	6- 0				
4- 12	0- 1	0- 2	AWAY	0- 2	1- 2	3- 5				
0- 0	0- 0	0- 0	NEUTRAL	0- 0	0- 0	0- 0				
2- 9	0- 1	0- 2	NON-CONFERENCE	0- 3	0- 1	2- 2				
2- 1	0- 0	0- 0	HOME	0- 1	0- 0	2- 0				
0- 8	0- 1	0- 2	AWAY	0- 2	0- 1	0- 2				
0- 0	0- 0	0- 0	NEUTRAL	0- 0	0- 0	0- 0				
9- 5	0- 0	0- 0	CONFERENCE	0- 0	2- 2	7- 3				
5- 1	0- 0	0- 0	HOME	0- 0	1- 1	4- 0				
4- 4	0- 0	0- 0	AWAY	0- 0	1- 1	3- 3				
0- 0	0- 0	0- 0	NEUTRAL	0- 0	0- 0	0- 0				

RPI 1-25				RPI 26-50				RPI 51-100				RPI 101+ Team's RPI: 154			
RPI	S	Opponent	Score	RPI	S	Opponent	Score	RPI	S	Opponent	Score	RPI	S	Opponent	Score
9	A	Oregon St.	61 109	31	A	California	94 107	80	A	Southern California	99 101	109	A	CSUN	66 81
				45	A	St. Mary's (CA)	91 99	89	A	UCLA	83 92	112	A	Montana	86 94
								100	H	UC Davis	82 90	120	H	North Dakota	93 86
												143	A	Eastern Wash.	73 67
												143	H	Eastern Wash.	79 80
												152	H	New Mexico St.	93 85
												174	A	Northern Colo.	76 78
												174	H	Northern Colo.	76 71
												186	A	Montana St.	64 91
												201	A	Idaho	107 89
												201	H	Idaho	92 84
												225	A	San Diego St.	91 99
												233	A	Southern Utah	69 67
												245	H	Idaho St.	84 53
												246	H	Weber St.	108 65
												248	A	San Jose St.	94 102
												266	H	Utah St.	102 92
												273	A	Northern Ariz.	60 64
												305	A	Portland St.	92 60
LAST 12 Division I GAMES:															
174	A	Northern Colo.	76 78	246	H	Weber St.	108 65								
201	H	Idaho	92 84	245	H	Idaho St.	84 53								
143	H	Eastern Wash.	79 80	143	A	Eastern Wash.	73 67								
305	A	Portland St.	92 60	201	A	Idaho	107 89								
112	A	Montana	86 94	174	H	Northern Colo.	76 71								
186	A	Montana St.	64 91	120	H	North Dakota	93 86								

Non-Div I Games:

Sacramento St.

■ Loss,
 ■ Non-Conf,
 ■ S Site,
 ■ H Home
 ■ A Away
 N Neutral

Average RPI Win:	192	WON-LOST	WINNING	LAST 10	STRENGTH OF	OPP. STRENGTH	TEAM	ADJ.	CONF.	ADJ CONF.
Average RPI Loss:	75	RECORD	PCT. RANK	GAMES	SCHEDULE	OF SCHEDULE	RPI	RPI	RPI	RPI
DIV. I ONLY	12- 14	199	3- 7	83	53	155	155	3	3	
DIV. I NON-CONF.	8- 5	123	0- 0	279	222	195	195	5	5	

TOTALS	RPI 1-25	RPI 26-50	W-L RECORDS	RPI 51-100	RPI 101-150	RPI 150+				
12- 14	0- 4	3- 2	OVERALL	1- 2	0- 5	8- 1				
8- 8	0- 2	2- 1	HOME	0- 1	0- 4	6- 0				
4- 6	0- 2	1- 1	AWAY	1- 1	0- 1	2- 1				
0- 0	0- 0	0- 0	NEUTRAL	0- 0	0- 0	0- 0				
8- 5	0- 1	1- 0	NON-CONFERENCE	0- 1	0- 2	7- 1				
7- 2	0- 0	1- 0	HOME	0- 0	0- 2	6- 0				
1- 3	0- 1	0- 0	AWAY	0- 1	0- 0	1- 1				
0- 0	0- 0	0- 0	NEUTRAL	0- 0	0- 0	0- 0				
4- 9	0- 3	2- 2	CONFERENCE	1- 1	0- 3	1- 0				
1- 6	0- 2	1- 1	HOME	0- 1	0- 2	0- 0				
3- 3	0- 1	1- 1	AWAY	1- 0	0- 1	1- 0				
0- 0	0- 0	0- 0	NEUTRAL	0- 0	0- 0	0- 0				

RPI 1-25				RPI 26-50				RPI 51-100				RPI 101+ Team's RPI: 155			
RPI	S	Opponent	Score	RPI	S	Opponent	Score	RPI	S	Opponent	Score	RPI	S	Opponent	Score
1	H	Tennessee	56 64	30	A	Mississippi St.	62 75	56	A	Georgia	51 48	103	H	Ole Miss	57 64
4	H	South Carolina	42 77	41	A	Vanderbilt	67 58	61	H	LSU	65 68	124	A	Missouri	47 66
12	A	Kentucky	56 62	41	H	Vanderbilt	75 76	88	A	St. John's (NY)	66 72	124	H	Missouri	52 68
13	A	Florida St.	51 77	42	H	Arkansas	72 58					135	H	Wisconsin	48 51
				43	H	Stetson	59 54					143	H	Eastern Wash.	56 67
												172	A	Savannah St.	58 68
												191	A	Auburn	63 50
												206	H	Virginia Tech	73 44
												230	H	Jacksonville	84 73
												255	H	North Florida	63 51
												256	H	Southern U.	78 49
												286	A	Georgetown	81 73
												346	H	Longwood	91 46
												349	H	Charleston So.	92 64

LAST 12 Division I GAMES:															
41	H	Vanderbilt	75 76	42	H	Arkansas	72 58								
30	A	Mississippi St.	62 75	4	H	South Carolina	42 77								
56	A	Georgia	51 48	12	A	Kentucky	56 62								
1	H	Tennessee	56 64	124	A	Missouri	47 66								
41	A	Vanderbilt	67 58	103	H	Ole Miss	57 64								
124	H	Missouri	52 68	191	A	Auburn	63 50								

Non-Div I Games:

Florida

■ Loss,
 ■ Non-Conf, S Site,
 ■ Home
 ■ Away
 N Neutral

Saint Louis

Through Games Of Feb. 19, 2015

Average RPI Win:	184	WON-LOST	WINNING	LAST 10	STRENGTH OF	OPP. STRENGTH	TEAM	ADJ.	CONF.	ADJ CONF.
Average RPI Loss:	139	RECORD	PCT. RANK	GAMES	SCHEDULE	OF SCHEDULE	RPI	RPI	RPI	RPI
DIV. I ONLY	12- 13	187	5- 5	143	132	156	156	6	6	
DIV. I NON-CONF.	6- 6	158	0- 0	173	294	174	174	6	6	
TOTALS	RPI 1-25	RPI 26-50	W-L RECORDS	RPI 51-100	RPI 101-150	RPI 150+				
12- 13	1- 1	0- 2	OVERALL	1- 1	3- 3	7- 6				
5- 5	1- 0	0- 0	HOME	1- 0	2- 2	1- 3				
6- 7	0- 1	0- 2	AWAY	0- 1	1- 1	5- 2				
1- 1	0- 0	0- 0	NEUTRAL	0- 0	0- 0	1- 1				
6- 6	0- 0	0- 1	NON-CONFERENCE	0- 0	2- 1	4- 4				
2- 2	0- 0	0- 0	HOME	0- 0	1- 0	1- 2				
3- 3	0- 0	0- 1	AWAY	0- 0	1- 1	2- 1				
1- 1	0- 0	0- 0	NEUTRAL	0- 0	0- 0	1- 1				
6- 7	1- 1	0- 1	CONFERENCE	1- 1	1- 2	3- 2				
3- 3	1- 0	0- 0	HOME	1- 0	1- 2	0- 1				
3- 4	0- 1	0- 1	AWAY	0- 1	0- 0	3- 1				
0- 0	0- 0	0- 0	NEUTRAL	0- 0	0- 0	0- 0				

RPI	S	Opponent	Score	RPI	S	Opponent	Score	RPI	S	Opponent	Score	RPI	S	Opponent	Score	Team's RPI: 156
14	A	Dayton	72 87	41	A	Vanderbilt	57 75	83	H	Fordham	54 50	114	H	Saint Joseph's	52 51	
18	H	George Washington	79 61	49	A	Duquesne	64 77	91	A	Richmond	72 75	123	H	St. Bonaventure	55 57	
												124	A	Missouri	55 74	
												125	H	VCU	54 59	
												126	H	Ball St.	73 68	
												139	A	Tulsa	63 58	
												163	A	Indiana St.	60 63	
												163	H	Indiana St.	58 68	
												169	H	SIUE	74 63	
												178	A	La Salle	76 47	
												183	H	Mercer	75 80	
												198	A	Massachusetts	75 67	
												226	A	George Mason	57 66	
												249	A	Davidson	77 59	
												249	H	Davidson	50 53	
												253	N	Austin Peay	81 86	
												302	A	Eastern Ill.	63 49	
												309	A	Southeast Mo. St.	74 56	
												323	N	Utah Valley	68 66	
LAST 12 Division I GAMES:																
123	H	St. Bonaventure	55 57	83	H	Fordham	54 50									
249	A	Davidson	77 59	178	A	La Salle	76 47									
18	H	George Washington	79 61	249	H	Davidson	50 53									
91	A	Richmond	72 75	49	A	Duquesne	64 77									
14	A	Dayton	72 87	125	H	VCU	54 59									
114	H	Saint Joseph's	52 51	198	A	Massachusetts	75 67									

Non-Div I Games: Mo.-St. Louis 68 49

Saint Louis

Loss, Non-Conf, S Site, H Home A Away N Neutral

Average RPI Win: 247	WON-LOST	WINNING	LAST 10	STRENGTH OF	OPP. STRENGTH	TEAM	ADJ.	CONF.	ADJ CONF.
Average RPI Loss: 131	RECORD	PCT. RANK	GAMES	SCHEDULE	OF SCHEDULE	RPI	RPI	RPI	RPI
DIV. I ONLY	16- 10	102	5- 5	270	233	157	157	18	18
DIV. I NON-CONF.	8- 3	71	0- 0	298	273	101	101	20	20
TOTALS	RPI 1-25	RPI 26-50	W-L RECORDS	RPI 51-100	RPI 101-150	RPI 150+			
16- 10	0- 0	0- 0	OVERALL	1- 5	1- 1	14- 4			
9- 3	0- 0	0- 0	HOME	1- 2	1- 0	7- 1			
7- 7	0- 0	0- 0	AWAY	0- 0	0- 0	7- 1			
0- 0	0- 0	0- 0	NEUTRAL	0- 0	0- 0	0- 0			
8- 3	0- 0	0- 0	NON-CONFERENCE	1- 2	1- 0	6- 1			
4- 0	0- 0	0- 0	HOME	1- 0	1- 0	2- 0			
4- 3	0- 0	0- 0	AWAY	0- 2	0- 0	4- 1			
0- 0	0- 0	0- 0	NEUTRAL	0- 0	0- 0	0- 0			
8- 7	0- 0	0- 0	CONFERENCE	0- 3	0- 1	8- 3			
5- 3	0- 0	0- 0	HOME	0- 2	0- 0	5- 1			
3- 4	0- 0	0- 0	AWAY	0- 1	0- 1	3- 2			
0- 0	0- 0	0- 0	NEUTRAL	0- 0	0- 0	0- 0			

RPI S	Opponent	Score	RPI S	Opponent	Score	RPI S	Opponent	Score	RPI S	Opponent	Score	Team's RPI: 157
						52	A Michigan	61 68	104	A Lehigh	61 76	
						62	A Youngstown St.	54 69	117	H Yale	73 66	
						79	H American	55 60	175	A Delaware	56 58	
						96	H Cornell	59 51	184	A Holy Cross	61 69	
						97	A Army	45 67	184	H Holy Cross	52 53	
						97	H Army	46 50	197	A Navy	44 42	
									197	H Navy	51 50	
									213	A Lafayette	77 71	
									213	H Lafayette	51 37	
									264	A Loyola Maryland	72 61	
									264	H Loyola Maryland	66 49	
									274	H UMBC	85 41	
									279	A Colgate	41 54	
									279	H Colgate	77 75	
									281	A Bowling Green	53 52	
									292	H Morgan St.	79 50	
									297	A Mt. St. Mary's	74 49	
									314	H Boston U.	72 56	
									321	A Binghamton	68 57	
									326	A Fairleigh Dickinson	61 60	
LAST 12 Division I GAMES:												
264	A Loyola Maryland	72 61	104	A Lehigh	61 76							
97	H Army	46 50	314	H Boston U.	72 56							
197	H Navy	51 50	264	H Loyola Maryland	66 49							
184	A Holy Cross	61 69	97	A Army	45 67							
213	H Lafayette	51 37	197	A Navy	44 42							
279	A Colgate	41 54	184	H Holy Cross	52 53							

Non-Div I Games:

Bucknell

■ Loss,
■ Non-Conf,
■ S Site,
■ H Home
■ A Away
N Neutral

Average RPI Win: 193	WON-LOST	WINNING	LAST 10	STRENGTH OF	OPP. STRENGTH	TEAM	ADJ.	CONF.	ADJ CONF.
Average RPI Loss: 123	RECORD	PCT. RANK	GAMES	SCHEDULE	OF SCHEDULE	RPI	RPI	RPI	RPI
DIV. I ONLY	10- 12	209	4- 6	75	112	158	158	8	8
DIV. I NON-CONF.	7- 7	158	2- 2	123	104	140	140	10	10
TOTALS	RPI 1-25	RPI 26-50	W-L RECORDS	RPI 51-100	RPI 101-150	RPI 150+			
10- 12	0- 3	1- 1	OVERALL	1- 2	1- 1	7- 5			
4- 6	0- 2	0- 1	HOME	0- 1	1- 0	3- 2			
3- 4	0- 1	0- 0	AWAY	1- 1	0- 0	2- 2			
3- 2	0- 0	1- 0	NEUTRAL	0- 0	0- 1	2- 1			
7- 7	0- 2	1- 1	NON-CONFERENCE	0- 1	0- 1	6- 2			
3- 2	0- 1	0- 1	HOME	0- 0	0- 0	3- 0			
1- 3	0- 1	0- 0	AWAY	0- 1	0- 0	1- 1			
3- 2	0- 0	1- 0	NEUTRAL	0- 0	0- 1	2- 1			
3- 5	0- 1	0- 0	CONFERENCE	1- 1	1- 0	1- 3			
1- 4	0- 1	0- 0	HOME	0- 1	1- 0	0- 2			
2- 1	0- 0	0- 0	AWAY	1- 0	0- 0	1- 1			
0- 0	0- 0	0- 0	NEUTRAL	0- 0	0- 0	0- 0			

RPI 1-25				RPI 26-50				RPI 51-100				RPI 101+ Team's RPI: 158			
RPI	S	Opponent	Score	RPI	S	Opponent	Score	RPI	S	Opponent	Score	RPI	S	Opponent	Score
3	A	Notre Dame	43 97	26	H	Chattanooga	52 54	66	H	Penn	69 74	111	N	Louisiana Tech	64 83
16	H	FGCU	58 68	32	N	Quinnipiac	87 83	78	A	Maine	46 65	117	H	Yale	65 55
17	H	Princeton	46 96					96	A	Cornell	61 57	151	N	Temple	69 81
												173	A	Dartmouth	75 69
												173	H	Dartmouth	61 76
												184	N	Holy Cross	79 76
												198	A	Massachusetts	75 62
												229	H	Brown	80 83
												247	N	Lipscomb	84 63
												279	H	Colgate	68 53
												293	H	Northeastern	67 65
												294	A	Columbia	43 59
												308	H	NJIT	66 54
												314	A	Boston U.	62 63
LAST 12 Division I GAMES:															
96	A	Cornell	61 57	173	A	Dartmouth	75 69								
294	A	Columbia	43 59	308	H	NJIT	66 54								
117	H	Yale	65 55	173	H	Dartmouth	61 76								
229	H	Brown	80 83	26	H	Chattanooga	52 54								
66	H	Penn	69 74	16	H	FGCU	58 68								
17	H	Princeton	46 96	247	N	Lipscomb	84 63								

Non-Div I Games:

Harvard

■ Loss,
 ■ Non-Conf, S Site,
 ■ Home
 ■ Away
 N Neutral

Average RPI Win:	235	WON-LOST	WINNING	LAST 10	STRENGTH OF	OPP. STRENGTH	TEAM	ADJ.	CONF.	ADJ CONF.
Average RPI Loss:	71	RECORD	PCT. RANK	GAMES	SCHEDULE	OF SCHEDULE	RPI	RPI	RPI	RPI
DIV. I ONLY	13- 12	168	5- 5	155	95	159	159	7	7	
DIV. I NON-CONF.	6- 5	145	0- 0	159	101	160	160	7	7	
<hr/>										
TOTALS	RPI 1-25	RPI 26-50	W-L RECORDS	RPI 51-100	RPI 101-150	RPI 150+				
13- 12	0- 4	0- 2	OVERALL	1- 2	1- 2	11- 2				
9- 5	0- 2	0- 2	HOME	1- 0	1- 0	7- 1				
4- 7	0- 2	0- 0	AWAY	0- 2	0- 2	4- 1				
0- 0	0- 0	0- 0	NEUTRAL	0- 0	0- 0	0- 0				
6- 5	0- 1	0- 2	NON-CONFERENCE	0- 1	1- 1	5- 0				
5- 2	0- 0	0- 2	HOME	0- 0	1- 0	4- 0				
1- 3	0- 1	0- 0	AWAY	0- 1	0- 1	1- 0				
0- 0	0- 0	0- 0	NEUTRAL	0- 0	0- 0	0- 0				
7- 7	0- 3	0- 0	CONFERENCE	1- 1	0- 1	6- 2				
4- 3	0- 2	0- 0	HOME	1- 0	0- 0	3- 1				
3- 4	0- 1	0- 0	AWAY	0- 1	0- 1	3- 1				
0- 0	0- 0	0- 0	NEUTRAL	0- 0	0- 0	0- 0				

RPI 1-25				RPI 26-50				RPI 51-100				RPI 101+ Team's RPI: 159			
RPI	S	Opponent	Score	RPI	S	Opponent	Score	RPI	S	Opponent	Score	RPI	S	Opponent	Score
6	H	UConn	34 80	37	H	Minnesota	62 68	59	A	East Carolina	39 60	107	A	Southern Ill.	75 82
18	A	George Washington	44 63	38	H	UALR	59 66	59	H	East Carolina	60 57	139	A	Tulsa	69 79
25	A	South Fla.	39 72					90	A	Illinois	58 60	141	H	Central Mich.	62 61
25	H	South Fla.	53 57									151	A	Temple	61 84
												151	H	Temple	57 58
												190	H	Samford	64 48
												194	H	Missouri St.	79 63
												253	H	Austin Peay	65 60
												260	A	UCF	70 66
												260	H	UCF	65 49
												262	A	Houston	64 58
												262	H	Houston	84 49
												270	A	Cincinnati	56 44
												270	H	Cincinnati	41 38
												286	A	Georgetown	63 46
												348	H	Mississippi Val.	62 39
<hr/>															
LAST 12 Division I GAMES:															
260	H	UCF	65 49	262	H	Houston	84 49	59	A	East Carolina	39 60				
262	A	Houston	64 58	270	H	Cincinnati	41 38	139	A	Tulsa	69 79				
6	H	UConn	34 80	260	A	UCF	70 66	59	H	East Carolina	60 57				
151	A	Temple	61 84												
25	H	South Fla.	53 57												
270	A	Cincinnati	56 44												

Non-Div I Games:

Memphis

■ Loss,
 ■ Non-Conf,
 ■ S Site,
 ■ H Home
 ■ A Away
 N Neutral

Oral Roberts

Through Games Of Feb. 19, 2015

Average RPI Win:	223	WON-LOST	WINNING	LAST 10	STRENGTH OF	OPP. STRENGTH	TEAM	ADJ.	CONF.	ADJ CONF.
Average RPI Loss:	138	RECORD	PCT. RANK	GAMES	SCHEDULE	OF SCHEDULE	RPI	RPI	RPI	RPI
DIV. I ONLY	12- 13	187	7- 3	109	206	160	160	25	25	
DIV. I NON-CONF.	4- 7	220	0- 0	52	50	153	153	25	25	
TOTALS	RPI 1-25	RPI 26-50	W-L RECORDS	RPI 51-100	RPI 101-150	RPI 150+				
12- 13	0- 2	0- 1	OVERALL	1- 4	2- 1	9- 5				
9- 2	0- 0	0- 0	HOME	1- 1	2- 0	6- 1				
2- 10	0- 0	0- 0	AWAY	0- 0	0- 0	2- 0				
1- 1	0- 0	0- 0	NEUTRAL	0- 0	0- 0	1- 1				
4- 7	0- 2	0- 1	NON-CONFERENCE	0- 1	2- 1	2- 2				
3- 1	0- 0	0- 0	HOME	0- 0	2- 0	1- 1				
0- 5	0- 2	0- 1	AWAY	0- 1	0- 1	0- 0				
1- 1	0- 0	0- 0	NEUTRAL	0- 0	0- 0	1- 1				
8- 6	0- 0	0- 0	CONFERENCE	1- 3	0- 0	7- 3				
6- 1	0- 0	0- 0	HOME	1- 1	0- 0	5- 0				
2- 5	0- 0	0- 0	AWAY	0- 2	0- 0	2- 3				
0- 0	0- 0	0- 0	NEUTRAL	0- 0	0- 0	0- 0				

RPI 1-25				RPI 26-50				RPI 51-100				RPI 101+ Team's RPI: 160			
RPI	S	Opponent	Score	RPI	S	Opponent	Score	RPI	S	Opponent	Score	RPI	S	Opponent	Score
1	A	Tennessee	39 91	38	A	UALR	43 54	60	A	Kansas St.	47 53	135	A	Wisconsin	52 70
2	A	Baylor	60 101					70	A	South Dakota St.	46 71	139	H	Tulsa	73 71
								70	H	South Dakota St.	52 66	144	H	Eastern Mich.	63 62
								77	A	South Dakota	70 93	194	H	Missouri St.	70 57
								77	H	South Dakota	81 65	204	N	N.C. A&T	38 47
												234	A	Western Ill.	68 61
												234	H	Western Ill.	76 73
												237	H	IUPUI	84 72
												253	N	Austin Peay	73 60
												267	A	North Dakota St.	64 77
												267	H	North Dakota St.	67 41
												275	H	Grand Canyon	51 54
												295	A	Omaha	66 52
												295	H	Omaha	74 53
												299	A	IPFW	63 73
												301	A	Denver	57 66
												301	H	Denver	65 44
LAST 12 Division I GAMES:															
234	A	Western Ill.	68 61	70	A	South Dakota St.	46 71								
70	H	South Dakota St.	52 66	295	H	Omaha	74 53								
267	H	North Dakota St.	67 41	234	H	Western Ill.	76 73								
301	H	Denver	65 44	237	H	IUPUI	84 72								
295	A	Omaha	66 52	299	A	IPFW	63 73								
77	A	South Dakota	70 93	77	H	South Dakota	81 65								

Non-Div I Games: Southwestern Christ88 49 St. Gregory's 86 61

Oral Roberts

Loss, Non-Conf, S Site, H Home A Away N Neutral

Average RPI Win:	243	WON-LOST	WINNING	LAST 10	STRENGTH OF	OPP. STRENGTH	TEAM	ADJ.	CONF.	ADJ CONF.
Average RPI Loss:	102	RECORD	PCT. RANK	GAMES	SCHEDULE	OF SCHEDULE	RPI	RPI	RPI	RPI
DIV. I ONLY	14- 10	120	6- 4	196	129	161	161	17	17	
DIV. I NON-CONF.	7- 4	107	0- 0	184	92	130	130	17	17	
TOTALS	RPI 1-25	RPI 26-50	W-L RECORDS	RPI 51-100	RPI 101-150	RPI 150+				
14- 10	0- 2	0- 3	OVERALL	0- 1	1- 1	13- 3				
7- 6	0- 1	0- 2	HOME	0- 0	1- 1	6- 2				
5- 4	0- 1	0- 1	AWAY	0- 1	0- 0	5- 1				
2- 0	0- 0	0- 0	NEUTRAL	0- 0	0- 0	2- 0				
7- 4	0- 2	0- 1	NON-CONFERENCE	0- 0	1- 0	6- 1				
4- 2	0- 1	0- 0	HOME	0- 0	1- 0	3- 1				
1- 2	0- 1	0- 1	AWAY	0- 0	0- 0	1- 0				
2- 0	0- 0	0- 0	NEUTRAL	0- 0	0- 0	2- 0				
7- 6	0- 0	0- 2	CONFERENCE	0- 1	0- 1	7- 2				
3- 4	0- 0	0- 2	HOME	0- 0	0- 1	3- 1				
4- 2	0- 0	0- 0	AWAY	0- 1	0- 0	4- 1				
0- 0	0- 0	0- 0	NEUTRAL	0- 0	0- 0	0- 0				

RPI 1-25				RPI 26-50				RPI 51-100				RPI 101+ Team's RPI: 161			
RPI	S	Opponent	Score	RPI	S	Opponent	Score	RPI	S	Opponent	Score	RPI	S	Opponent	Score
8	A	Louisville	46 100	31	A	California	59 79	81	A	Southern Miss.	53 70	125	H	VCU	66 44
11	H	Duke	66 82	33	H	Western Ky.	60 76					132	H	Marshall	37 69
				50	H	Middle Tenn.	48 65					168	H	William & Mary	65 58
												177	H	UTSA	51 52
												203	H	UAB	58 46
												206	A	Virginia Tech	69 62
												214	N	Ill.-Chicago	61 55
												218	A	Charlotte	67 82
												218	H	Charlotte	66 57
												231	A	Fla. Atlantic	72 44
												239	H	Presbyterian	41 26
												243	H	UTEP	79 50
												258	A	Rice	62 55
												276	H	Rider	56 59
												306	N	Miami (OH)	69 63
												317	A	North Texas	54 44
												333	A	FIU	80 67
												344	H	Howard	75 54
LAST 12 Division I GAMES:															
81	A	Southern Miss.	53 70	203	H	UAB	58 46								
243	H	UTEP	79 50	50	H	Middle Tenn.	48 65								
177	H	UTSA	51 52	317	A	North Texas	54 44								
218	A	Charlotte	67 82	258	A	Rice	62 55								
231	A	Fla. Atlantic	72 44	33	H	Western Ky.	60 76								
333	A	FIU	80 67	132	H	Marshall	37 69								

Non-Div I Games:

Old Dominion

■ Loss,
■ Non-Conf, S Site,
■ Home
■ Away
N Neutral

Average RPI Win:	231	WON-LOST	WINNING	LAST 10	STRENGTH OF	OPP. STRENGTH	TEAM	ADJ.	CONF.	ADJ CONF.
Average RPI Loss:	114	RECORD	PCT. RANK	GAMES	SCHEDULE	OF SCHEDULE	RPI	RPI	RPI	RPI
DIV. I ONLY	13- 14	183	5- 5	113	150	162	162	23	23	
DIV. I NON-CONF.	6- 8	197	0- 0	44	64	124	124	24	24	
TOTALS	RPI 1-25	RPI 26-50	W-L RECORDS	RPI 51-100	RPI 101-150	RPI 150+				
13- 14	0- 3	0- 1	OVERALL	1- 4	0- 1	12- 5				
6- 5	0- 0	0- 1	HOME	0- 2	0- 0	6- 2				
6- 5	0- 0	0- 0	AWAY	1- 2	0- 0	5- 3				
1- 4	0- 3	0- 0	NEUTRAL	0- 0	0- 1	1- 0				
6- 8	0- 3	0- 1	NON-CONFERENCE	1- 1	0- 1	5- 2				
3- 2	0- 0	0- 1	HOME	0- 1	0- 0	3- 0				
2- 2	0- 0	0- 0	AWAY	1- 0	0- 0	1- 2				
1- 4	0- 3	0- 0	NEUTRAL	0- 0	0- 1	1- 0				
7- 6	0- 0	0- 0	CONFERENCE	0- 3	0- 0	7- 3				
3- 3	0- 0	0- 0	HOME	0- 1	0- 0	3- 2				
4- 3	0- 0	0- 0	AWAY	0- 2	0- 0	4- 1				
0- 0	0- 0	0- 0	NEUTRAL	0- 0	0- 0	0- 0				

RPI S	Opponent	Score	RPI S	Opponent	Score	RPI S	Opponent	Score	RPI S	Opponent	Score	Team's RPI: 162
13 N	Florida St.	59 69	32 H	Quinnipiac	58 70	78 A	Maine	45 63	136 N	Furman	43 53	
17 N	Princeton	51 64				78 H	Maine	57 68	164 A	Central Conn. St.	75 63	
22 N	Washington	70 81				84 A	Albany (NY)	58 82	172 N	Savannah St.	59 55	
						96 A	Cornell	48 46	173 A	Dartmouth	43 49	
						99 H	Boston College	61 73	185 A	Stony Brook	60 58	
									195 H	Sacred Heart	68 63	
									200 H	Penn St.	62 57	
									209 A	New Hampshire	50 55	
									209 H	New Hampshire	63 65	
									213 A	Lafayette	59 74	
									232 A	UMass Lowell	67 56	
									232 H	UMass Lowell	62 65	
									238 H	Providence	57 54	
									274 H	UMBC	70 63	
									303 A	Vermont	62 46	
									303 H	Vermont	60 49	
									321 A	Binghamton	51 46	
									321 H	Binghamton	59 44	
LAST 12 Division I GAMES:												
209 A	New Hampshire	50 55	84 A	Albany (NY)	58 82							
232 H	UMass Lowell	62 65	209 H	New Hampshire	63 65							
78 A	Maine	45 63	274 H	UMBC	70 63							
321 A	Binghamton	51 46	232 A	UMass Lowell	67 56							
303 H	Vermont	60 49	78 H	Maine	57 68							
185 A	Stony Brook	60 58	321 H	Binghamton	59 44							

Non-Div I Games:

Hartford

■ Loss,
■ Non-Conf, S Site,
■ Home
■ Away
N Neutral

Average RPI Win:	226	WON-LOST	WINNING	LAST 10	STRENGTH OF	OPP. STRENGTH	TEAM	ADJ.	CONF.	ADJ CONF.
Average RPI Loss:	124	RECORD	PCT. RANK	GAMES	SCHEDULE	OF SCHEDULE	RPI	RPI	RPI	RPI
DIV. I ONLY	15- 8	86	3- 2	310	130	163	163	19	19	
DIV. I NON-CONF.	9- 1	21	0- 0	167	115	41	41	16	16	
TOTALS	RPI 1-25	RPI 26-50	W-L RECORDS	RPI 51-100	RPI 101-150	RPI 150+				
15- 8	0- 0	0- 1	OVERALL	1- 2	3- 3	11- 2				
6- 4	0- 0	0- 1	HOME	0- 1	1- 2	5- 0				
8- 4	0- 0	0- 0	AWAY	1- 1	2- 1	5- 2				
1- 0	0- 0	0- 0	NEUTRAL	0- 0	0- 0	1- 0				
9- 1	0- 0	0- 1	NON-CONFERENCE	1- 0	3- 0	5- 0				
2- 1	0- 0	0- 1	HOME	0- 0	1- 0	1- 0				
6- 0	0- 0	0- 0	AWAY	1- 0	2- 0	3- 0				
1- 0	0- 0	0- 0	NEUTRAL	0- 0	0- 0	1- 0				
6- 7	0- 0	0- 0	CONFERENCE	0- 2	0- 3	6- 2				
4- 3	0- 0	0- 0	HOME	0- 1	0- 2	4- 0				
2- 4	0- 0	0- 0	AWAY	0- 1	0- 1	2- 2				
0- 0	0- 0	0- 0	NEUTRAL	0- 0	0- 0	0- 0				

RPI 1-25	RPI 26-50	RPI 51-100	RPI 101+	Team's RPI: 163
RPI S Opponent Score	RPI S Opponent Score	RPI S Opponent Score	RPI S Opponent Score	
	43 H Stetson 52 62	55 A Wichita St. 52 63	107 A Southern Ill. 53 65	
		73 H Drake 65 72	107 H Southern Ill. 58 76	
		88 A St. John's (NY) 73 67	113 H UNI 55 57	
			115 H East Tenn. St. 76 69	
			121 A Butler 66 51	
			147 A Indiana 65 61	
			156 A Saint Louis 68 58	
			156 H Saint Louis 63 60	
			194 A Missouri St. 66 74	
			237 A IUPUI 61 60	
			242 N SMU 64 55	
			244 H Evansville 67 52	
			298 A Loyola Chicago 50 61	
			298 H Loyola Chicago 64 37	
			313 A Bradley 65 55	
			313 H Bradley 64 50	
			318 A South Ala. 74 53	
			319 A Illinois St. 60 36	
			319 H Illinois St. 74 65	
LAST 12 Division I GAMES:				
319 A Illinois St. 60 36	113 H UNI 55 57			
107 H Southern Ill. 58 76	73 H Drake 65 72			
319 H Illinois St. 74 65	107 A Southern Ill. 53 65			
298 A Loyola Chicago 50 61	298 H Loyola Chicago 64 37			
313 A Bradley 65 55	313 H Bradley 64 50			
244 H Evansville 67 52	194 A Missouri St. 66 74			

Non-Div I Games: Indianapolis 62 43

Indiana St.

Loss, Non-Conf, S Site, H Home A Away N Neutral

Average RPI Win:	257	WON-LOST	WINNING	LAST 10	STRENGTH OF	OPP. STRENGTH	TEAM	ADJ.	CONF.	ADJ CONF.
Average RPI Loss:	154	RECORD	PCT. RANK	GAMES	SCHEDULE	OF SCHEDULE	RPI	RPI	RPI	RPI
DIV. I ONLY	15- 10	109	2- 4	232	301	164	164	28	28	
DIV. I NON-CONF.	4- 7	220	0- 1	59	220	145	145	28	28	
TOTALS	RPI 1-25	RPI 26-50	W-L RECORDS	RPI 51-100	RPI 101-150	RPI 150+				
15- 10	0- 0	0- 1	OVERALL	0- 3	2- 1	13- 5				
8- 4	0- 0	0- 0	HOME	0- 3	1- 0	7- 1				
7- 6	0- 0	0- 0	AWAY	0- 0	1- 0	6- 0				
0- 0	0- 0	0- 0	NEUTRAL	0- 0	0- 0	0- 0				
4- 7	0- 0	0- 1	NON-CONFERENCE	0- 3	1- 1	3- 2				
1- 4	0- 0	0- 0	HOME	0- 3	0- 0	1- 1				
3- 3	0- 0	0- 1	AWAY	0- 0	1- 1	2- 1				
0- 0	0- 0	0- 0	NEUTRAL	0- 0	0- 0	0- 0				
11- 3	0- 0	0- 0	CONFERENCE	0- 0	1- 0	10- 3				
7- 0	0- 0	0- 0	HOME	0- 0	1- 0	6- 0				
4- 3	0- 0	0- 0	AWAY	0- 0	0- 0	4- 3				
0- 0	0- 0	0- 0	NEUTRAL	0- 0	0- 0	0- 0				

RPI S	Opponent	Score	RPI S	Opponent	Score	RPI S	Opponent	Score	RPI S	Opponent	Score	Team's RPI: 164
29	A Syracuse	43 74	78	H Maine	58 72	108	A Hofstra	71 66				
			83	H Fordham	36 72	118	A Rhode Island	46 58				
			97	H Army	60 74	140	H Bryant	70 59				
						162	H Hartford	63 75				
						170	A Robert Morris	48 60				
						170	H Robert Morris	63 46				
						187	A Siena	57 79				
						195	A Sacred Heart	62 49				
						209	A New Hampshire	64 58				
						232	A UMass Lowell	81 58				
						296	A St. Francis Brooklyn	51 49				
						296	H St. Francis Brooklyn	61 43				
						297	A Mt. St. Mary's	50 54				
						297	H Mt. St. Mary's	60 49				
						303	H Vermont	77 75				
						312	A LIU Brooklyn	68 54				
						312	H LIU Brooklyn	75 70				
						316	A Saint Francis (PA)	48 61				
						326	H Fairleigh Dickinson	82 53				
						327	A Wagner	83 67				
						327	H Wagner	77 61				
LAST 12 Division I GAMES:												
83	H Fordham	36 72	312	A LIU Brooklyn	68 54							
297	H Mt. St. Mary's	60 49	327	A Wagner	83 67							
297	A Mt. St. Mary's	50 54	296	A St. Francis Brooklyn	51 49							
316	A Saint Francis (PA)	48 61	327	H Wagner	77 61							
170	A Robert Morris	48 60	312	H LIU Brooklyn	75 70							
296	H St. Francis Brooklyn	61 43	140	H Bryant	70 59							

Non-Div I Games:

Central Conn. St.

■ Loss,
 ■ Non-Conf,
 ■ S Site,
 ■ H Home
 ■ A Away
 N Neutral

Average RPI Win:	242	WON-LOST	WINNING	LAST 10	STRENGTH OF	OPP. STRENGTH	TEAM	ADJ.	CONF.	ADJ CONF.
Average RPI Loss:	51	RECORD	PCT. RANK	GAMES	SCHEDULE	OF SCHEDULE	RPI	RPI	RPI	RPI
DIV. I ONLY	9- 17	259	0- 10	18	66	165	165	2	2	
DIV. I NON-CONF.	8- 5	123	0- 0	71	268	105	105	3	3	
TOTALS	RPI 1-25	RPI 26-50	W-L RECORDS	RPI 51-100	RPI 101-150	RPI 150+				
9- 17	0- 8	0- 3	OVERALL	0- 4	3- 1	6- 1				
9- 5	0- 4	0- 0	HOME	0- 0	3- 1	6- 0				
0- 9	0- 3	0- 2	AWAY	0- 3	0- 0	0- 1				
0- 3	0- 1	0- 1	NEUTRAL	0- 1	0- 0	0- 0				
8- 5	0- 2	0- 2	NON-CONFERENCE	0- 1	3- 0	5- 0				
8- 0	0- 0	0- 0	HOME	0- 0	3- 0	5- 0				
0- 2	0- 1	0- 1	AWAY	0- 0	0- 0	0- 0				
0- 3	0- 1	0- 1	NEUTRAL	0- 1	0- 0	0- 0				
1- 12	0- 6	0- 1	CONFERENCE	0- 3	0- 1	1- 1				
1- 5	0- 4	0- 0	HOME	0- 0	0- 1	1- 0				
0- 7	0- 2	0- 1	AWAY	0- 3	0- 0	0- 1				
0- 0	0- 0	0- 0	NEUTRAL	0- 0	0- 0	0- 0				

RPI 1-25				RPI 26-50				RPI 51-100				RPI 101+ Team's RPI: 165			
RPI	S	Opponent	Score	RPI	S	Opponent	Score	RPI	S	Opponent	Score	RPI	S	Opponent	Score
3	H	Notre Dame	36 74	40	N	Ohio St.	77 86	55	N	Wichita St.	48 63	110	H	Virginia	72 77
4	A	South Carolina	41 99	47	A	Miami (FL)	42 79	75	A	North Carolina St.	50 76	120	H	North Dakota	72 67
8	H	Louisville	49 81	50	A	Middle Tenn.	28 69	95	A	Georgia Tech	66 74	136	H	Furman	79 69
11	A	Duke	60 89					99	A	Boston College	53 68	137	H	Troy	82 73
13	A	Florida St.	38 81									205	A	Wake Forest	62 64
13	H	Florida St.	52 82									206	H	Virginia Tech	63 54
15	H	North Carolina	56 78									283	H	South Carolina St.	66 57
16	N	FGCU	61 86									304	H	UNC Greensboro	80 51
LAST 12 Division I GAMES:															
13	A	Florida St.	38 81	3	H	Notre Dame	36 74								
8	H	Louisville	49 81	15	H	North Carolina	56 78								
11	A	Duke	60 89	47	A	Miami (FL)	42 79								
99	A	Boston College	53 68	75	A	North Carolina St.	50 76								
110	H	Virginia	72 77	13	H	Florida St.	52 82								
205	A	Wake Forest	62 64	95	A	Georgia Tech	66 74								

Non-Div I Games:

Clemson

■ Loss,
■ Non-Conf, S Site,
■ Home
■ Away
N Neutral

Belmont

Through Games Of Feb. 19, 2015

Average RPI Win:	256	WON-LOST	WINNING	LAST 10	STRENGTH OF	OPP. STRENGTH	TEAM	ADJ.	CONF.	ADJ CONF.
Average RPI Loss:	124	RECORD	PCT. RANK	GAMES	SCHEDULE	OF SCHEDULE	RPI	RPI	RPI	RPI
DIV. I ONLY	11- 14	211	7- 3	123	215	166	166	26	26	
DIV. I NON-CONF.	3- 9	281	0- 0	34	27	148	148	26	26	
TOTALS	RPI 1-25	RPI 26-50	W-L RECORDS	RPI 51-100	RPI 101-150	RPI 150+				
11- 14	0- 2	0- 3	OVERALL	0- 2	0- 2	11- 5				
5- 4	0- 0	0- 2	HOME	0- 0	0- 1	5- 1				
6- 9	0- 2	0- 1	AWAY	0- 1	0- 1	6- 4				
0- 1	0- 0	0- 0	NEUTRAL	0- 1	0- 0	0- 0				
3- 9	0- 2	0- 3	NON-CONFERENCE	0- 2	0- 1	3- 1				
1- 2	0- 0	0- 2	HOME	0- 0	0- 0	1- 0				
2- 6	0- 2	0- 1	AWAY	0- 1	0- 1	2- 1				
0- 1	0- 0	0- 0	NEUTRAL	0- 1	0- 0	0- 0				
8- 5	0- 0	0- 0	CONFERENCE	0- 0	0- 1	8- 4				
4- 2	0- 0	0- 0	HOME	0- 0	0- 1	4- 1				
4- 3	0- 0	0- 0	AWAY	0- 0	0- 0	4- 3				
0- 0	0- 0	0- 0	NEUTRAL	0- 0	0- 0	0- 0				

RPI 1-25				RPI 26-50				RPI 51-100				RPI 101+ Team's RPI: 166			
RPI	S	Opponent	Score	RPI	S	Opponent	Score	RPI	S	Opponent	Score	RPI	S	Opponent	Score
8	A	Louisville	35 95	26	H	Chattanooga	48 60	56	A	Georgia	43 62	101	A	Cleveland St.	86 89
12	A	Kentucky	55 71	33	H	Western Ky.	50 66	65	N	Akron	58 73	146	H	UT Martin	68 85
				41	A	Vanderbilt	58 65					169	H	SIUE	52 67
												183	A	Mercer	86 83
												199	A	Jacksonville St.	55 52
												199	H	Jacksonville St.	70 66
												221	A	Morehead St.	55 66
												221	H	Morehead St.	57 56
												223	A	Tennessee St.	64 62
												247	H	Lipscomb	80 60
												253	A	Austin Peay	59 72
												270	A	Eastern Ky.	76 59
												300	A	Kent St.	55 58
												301	A	Denver	72 43
												302	A	Eastern Ill.	72 77
												309	H	Southeast Mo. St.	62 39
												330	A	Murray St.	79 68
												335	H	Tennessee Tech	59 53
LAST 12 Division I GAMES:															
221	H	Morehead St.	57 56	199	H	Jacksonville St.	70 66								
199	A	Jacksonville St.	55 52	330	A	Murray St.	79 68								
270	A	Eastern Ky.	76 59	253	A	Austin Peay	59 72								
221	A	Morehead St.	55 66	302	A	Eastern Ill.	72 77								
335	H	Tennessee Tech	59 53	169	H	SIUE	52 67								
223	A	Tennessee St.	64 62	146	H	UT Martin	68 85								

Non-Div I Games: North Ala.

69 72

Belmont

Loss, Non-Conf, S Site, H Home A Away N Neutral

Average RPI Win:	217	WON-LOST	WINNING	LAST 10	STRENGTH OF	OPP. STRENGTH	TEAM	ADJ.	CONF.	ADJ CONF.
Average RPI Loss:	75	RECORD	PCT. RANK	GAMES	SCHEDULE	OF SCHEDULE	RPI	RPI	RPI	RPI
DIV. I ONLY	9- 16	254	0- 5	38	73	167	167	5	5	
DIV. I NON-CONF.	7- 4	107	0- 1	235	332	166	166	4	4	
TOTALS	RPI 1-25	RPI 26-50	W-L RECORDS	RPI 51-100	RPI 101-150	RPI 150+				
9- 16	1- 6	0- 2	OVERALL	0- 1	2- 6	6- 1				
7- 6	1- 3	0- 1	HOME	0- 1	2- 1	4- 0				
2- 9	0- 0	0- 0	AWAY	0- 0	0- 0	2- 0				
0- 1	0- 0	0- 0	NEUTRAL	0- 0	0- 1	0- 0				
7- 4	0- 0	0- 0	NON-CONFERENCE	0- 0	1- 4	6- 0				
5- 1	0- 0	0- 0	HOME	0- 0	1- 1	4- 0				
2- 2	0- 0	0- 0	AWAY	0- 0	0- 2	2- 0				
0- 1	0- 0	0- 0	NEUTRAL	0- 0	0- 1	0- 0				
2- 12	1- 6	0- 2	CONFERENCE	0- 1	1- 2	0- 1				
2- 5	1- 3	0- 1	HOME	0- 1	1- 0	0- 0				
0- 7	0- 3	0- 1	AWAY	0- 0	0- 2	0- 1				
0- 0	0- 0	0- 0	NEUTRAL	0- 0	0- 0	0- 0				

RPI	S	Opponent	Score	RPI	S	Opponent	Score	RPI	S	Opponent	Score	RPI	S	Opponent	Score	Team's RPI: 167
9	A	Oregon St.	48 73	31	A	California	56 68	67	H	Washington St.	70 81	102	A	Texas Tech	54 57	
9	H	Oregon St.	55 73	31	H	California	46 65					116	N	Toledo	54 69	
10	A	Arizona St.	54 71									128	A	Colorado	69 81	
10	H	Arizona St.	41 88									129	H	Bakersfield	72 76	
21	A	Stanford	47 77									138	A	Stephen F. Austin	60 72	
21	H	Stanford	60 57									142	A	Oregon	61 75	
22	H	Washington	69 79									142	H	Oregon	81 78	
												146	H	UT Martin	61 56	
												203	H	UAB	49 44	
												205	A	Wake Forest	72 69	
												241	A	Utah	48 62	
												256	H	Southern U.	56 45	
												310	H	Grambling	65 51	
												333	A	FIU	65 58	
												336	H	UC Santa Barbara	61 34	
LAST 12 Division I GAMES:																
31	A	California	56 68	31	H	California	46 65									
116	N	Toledo	54 69	128	A	Colorado	69 81									
9	A	Oregon St.	48 73	241	A	Utah	48 62									
9	H	Oregon St.	55 73	142	H	Oregon	81 78									
142	A	Oregon	61 75	21	A	Stanford	47 77									
21	H	Stanford	60 57	10	A	Arizona St.	54 71									

Non-Div I Games:

Arizona

Average RPI Win:	219	WON-LOST	WINNING	LAST 10	STRENGTH OF	OPP. STRENGTH	TEAM	ADJ.	CONF.	ADJ CONF.
Average RPI Loss:	131	RECORD	PCT. RANK	GAMES	SCHEDULE	OF SCHEDULE	RPI	RPI	RPI	RPI
DIV. I ONLY	12- 13	187	6- 4	139	193	168	168	13	13	
DIV. I NON-CONF.	6- 5	145	0- 0	200	296	164	164	11	11	
TOTALS	RPI 1-25	RPI 26-50	W-L RECORDS	RPI 51-100	RPI 101-150	RPI 150+				
12- 13	0- 2	0- 0	OVERALL	1- 3	2- 2	9- 6				
6- 6	0- 1	0- 0	HOME	0- 3	2- 1	4- 1				
6- 7	0- 1	0- 0	AWAY	1- 0	0- 1	5- 5				
0- 0	0- 0	0- 0	NEUTRAL	0- 0	0- 0	0- 0				
6- 5	0- 0	0- 0	NON-CONFERENCE	0- 2	1- 0	5- 3				
3- 2	0- 0	0- 0	HOME	0- 2	1- 0	2- 0				
3- 3	0- 0	0- 0	AWAY	0- 0	0- 0	3- 3				
0- 0	0- 0	0- 0	NEUTRAL	0- 0	0- 0	0- 0				
6- 8	0- 2	0- 0	CONFERENCE	1- 1	1- 2	4- 3				
3- 4	0- 1	0- 0	HOME	0- 1	1- 1	2- 1				
3- 4	0- 1	0- 0	AWAY	1- 0	0- 1	2- 2				
0- 0	0- 0	0- 0	NEUTRAL	0- 0	0- 0	0- 0				

RPI 1-25				RPI 26-50				RPI 51-100				RPI 101+ Team's RPI: 168			
RPI	S	Opponent	Score	RPI	S	Opponent	Score	RPI	S	Opponent	Score	RPI	S	Opponent	Score
20	A	James Madison	50 92					76	A	Drexel	72 68	108	A	Hofstra	46 52
20	H	James Madison	43 65					76	H	Drexel	46 49	108	H	Hofstra	57 56
								78	H	Maine	51 54	119	H	Elon	59 72
								91	H	Richmond	56 59	125	H	VCU	56 48
												161	A	Old Dominion	58 65
												175	A	Delaware	50 48
												175	H	Delaware	56 61
												178	A	La Salle	71 78
												193	A	High Point	80 87
												202	A	Radford	81 71
												204	A	N.C. A&T	59 57
												228	A	Towson	69 77
												250	A	UNCW	62 63
												250	H	UNCW	67 62
												264	H	Loyola Maryland	72 71
												277	H	Col. of Charleston	74 59
												293	A	Northeastern	72 66
												311	A	Wofford	71 51
												346	H	Longwood	90 55
LAST 12 Division I GAMES:															
277	H	Col. of Charleston	74 59	108	H	Hofstra	57 56								
175	H	Delaware	56 61	20	A	James Madison	50 92								
108	A	Hofstra	46 52	175	A	Delaware	50 48								
76	A	Drexel	72 68	76	H	Drexel	46 49								
293	A	Northeastern	72 66	20	H	James Madison	43 65								
250	H	UNCW	67 62	119	H	Elon	59 72								

Non-Div I Games:

William & Mary

■ Loss,
 ■ Non-Conf,
 ■ S Site,
 ■ H Home
 ■ A Away
 N Neutral

S
I
U
E

SIUE				Through Games Of Feb. 19, 2015						
Average RPI Win:	269	WON-LOST	WINNING	LAST 10	STRENGTH OF	OPP. STRENGTH	TEAM	ADJ.	CONF.	ADJ CONF.
Average RPI Loss:	166	RECORD	PCT. RANK	GAMES	SCHEDULE	OF SCHEDULE	RPI	RPI	RPI	RPI
DIV. I ONLY		16- 10	102	9- 1	321	263	169	169	26	26
DIV. I NON-CONF.		5- 8	213	0- 0	291	219	232	232	26	26

TOTALS	RPI 1-25	RPI 26-50		W-L RECORDS		RPI 51-100	RPI 101-150		RPI 150+	
16- 10	0- 0	0- 1		OVERALL		1- 1	0- 1		15- 7	
7- 1	0- 0	0- 0		HOME		1- 0	0- 0		6- 1	
9- 8	0- 0	0- 0		AWAY		0- 1	0- 1		9- 6	
0- 1	0- 0	0- 1		NEUTRAL		0- 0	0- 0		0- 0	
5- 8	0- 0	0- 1		NON-CONFERENCE		1- 1	0- 0		4- 6	
3- 0	0- 0	0- 0		HOME		1- 0	0- 0		2- 0	
2- 7	0- 0	0- 0		AWAY		0- 1	0- 0		2- 6	
0- 1	0- 0	0- 1		NEUTRAL		0- 0	0- 0		0- 0	
11- 2	0- 0	0- 0		CONFERENCE		0- 0	0- 1		11- 1	
4- 1	0- 0	0- 0		HOME		0- 0	0- 0		4- 1	
7- 1	0- 0	0- 0		AWAY		0- 0	0- 1		7- 0	
0- 0	0- 0	0- 0		NEUTRAL		0- 0	0- 0		0- 0	

S
I
U
E

RPI 1-25			RPI 26-50			RPI 51-100			RPI 101+ Team's RPI: 169		
RPI	S	Opponent	Score	RPI	S	RPI	S	Opponent	Score		
26	N	Chattanooga	49 59	60	A	60	A	Kansas St.	55 81	146	A
				73	H	74	H	Drake	60 60	156	A
										166	A
										177	A
										194	A
										199	H
										214	A
										221	A
										223	H
										237	A
										252	A
										253	A
										253	H
										257	H
										270	A
										295	A
										302	A
										309	A
										330	A
										330	H
										335	H
										340	A
										345	H
LAST 12 Division I GAMES:											
253	A	Austin Peay	77 62	309	A	Southeast Mo. St.	60 48				
330	A	Murray St.	78 69	270	A	Eastern Ky.	71 61				
146	A	UT Martin	68 69	221	A	Morehead St.	62 61				
302	A	Eastern Ill.	65 48	223	H	Tennessee St.	91 83				
253	H	Austin Peay	87 67	166	A	Belmont	67 52				
330	H	Murray St.	78 52	335	H	Tennessee Tech	83 69				

Non-Div I Games:

SIUE

Average RPI Win:	279	WON-LOST	WINNING	LAST 10	STRENGTH OF	OPP. STRENGTH	TEAM	ADJ.	CONF.	ADJ CONF.
Average RPI Loss:	126	RECORD	PCT. RANK	GAMES	SCHEDULE	OF SCHEDULE	RPI	RPI	RPI	RPI
DIV. I ONLY	14- 11	139	10- 0	251	279	170	170	28	28	
DIV. I NON-CONF.	2- 9	297	0- 0	106	138	226	226	28	28	
TOTALS	RPI 1-25	RPI 26-50	W-L RECORDS	RPI 51-100	RPI 101-150	RPI 150+				
14- 11	0- 1	0- 1	OVERALL	0- 3	1- 2	13- 4				
7- 3	0- 0	0- 1	HOME	0- 1	1- 0	6- 1				
7- 8	0- 1	0- 0	AWAY	0- 2	0- 2	7- 3				
0- 0	0- 0	0- 0	NEUTRAL	0- 0	0- 0	0- 0				
2- 9	0- 1	0- 1	NON-CONFERENCE	0- 3	0- 2	2- 2				
0- 3	0- 0	0- 1	HOME	0- 1	0- 0	0- 1				
2- 6	0- 1	0- 0	AWAY	0- 2	0- 2	2- 1				
0- 0	0- 0	0- 0	NEUTRAL	0- 0	0- 0	0- 0				
12- 2	0- 0	0- 0	CONFERENCE	0- 0	1- 0	11- 2				
7- 0	0- 0	0- 0	HOME	0- 0	1- 0	6- 0				
5- 2	0- 0	0- 0	AWAY	0- 0	0- 0	5- 2				
0- 0	0- 0	0- 0	NEUTRAL	0- 0	0- 0	0- 0				

RPI 1-25				RPI 26-50				RPI 51-100				RPI 101+ Team's RPI: 170			
RPI	S	Opponent	Score	RPI	S	Opponent	Score	RPI	S	Opponent	Score	RPI	S	Opponent	Score
7	A	Iowa	67 85	49	H	Duquesne	57 71	62	H	Youngstown St.	65 73	108	A	Hofstra	51 71
								90	A	Illinois	48 66	132	A	Marshall	46 62
								96	A	Cornell	59 70	140	H	Bryant	87 84
												164	A	Central Conn. St.	46 63
												164	H	Central Conn. St.	60 48
												178	H	La Salle	61 75
												181	A	Xavier	65 70
												195	H	Sacred Heart	76 65
												274	A	UMBC	84 60
												296	A	St. Francis Brooklyn	69 64
												296	H	St. Francis Brooklyn	67 64
												297	A	Mt. St. Mary's	68 44
												297	H	Mt. St. Mary's	66 44
												312	A	LIU Brooklyn	77 58
												312	H	LIU Brooklyn	67 46
												316	A	Saint Francis (PA)	68 71
												326	A	Fairleigh Dickinson	69 68
												326	H	Fairleigh Dickinson	71 58
												327	A	Wagner	86 47
												338	A	Coppin St.	75 58
LAST 12 Division I GAMES:															
312	H	LIU Brooklyn	67 46	297	A	Mt. St. Mary's	68 44								
164	H	Central Conn. St.	60 48	296	A	St. Francis Brooklyn	69 64								
312	A	LIU Brooklyn	77 58	195	H	Sacred Heart	76 65								
326	A	Fairleigh Dickinson	69 68	296	H	St. Francis Brooklyn	67 64								
326	H	Fairleigh Dickinson	71 58	327	A	Wagner	86 47								
140	H	Bryant	87 84	164	A	Central Conn. St.	46 63								

Non-Div I Games:

Robert Morris

■ Loss,
 ■ Non-Conf,
 ■ S Site,
 ■ H Home
 ■ A Away
 N Neutral

Fairfield

Through Games Of Feb. 19, 2015

Average RPI Win:	242	WON-LOST	WINNING	LAST 10	STRENGTH OF	OPP. STRENGTH	TEAM	ADJ.	CONF.	ADJ CONF.
Average RPI Loss:	114	RECORD	PCT. RANK	GAMES	SCHEDULE	OF SCHEDULE	RPI	RPI	RPI	RPI
DIV. I ONLY	12- 13	187	7- 3	162	211	171	171	24	24	
DIV. I NON-CONF.	1- 8	322	0- 0	24	72	238	238	23	23	
TOTALS	RPI 1-25	RPI 26-50	W-L RECORDS	RPI 51-100	RPI 101-150	RPI 150+				
12- 13	0- 0	0- 4	OVERALL	0- 3	2- 2	10- 4				
7- 3	0- 0	0- 1	HOME	0- 1	1- 0	6- 1				
5- 8	0- 0	0- 3	AWAY	0- 1	1- 1	4- 3				
0- 2	0- 0	0- 0	NEUTRAL	0- 1	0- 1	0- 0				
1- 8	0- 0	0- 2	NON-CONFERENCE	0- 3	1- 2	0- 1				
1- 1	0- 0	0- 0	HOME	0- 1	1- 0	0- 0				
0- 5	0- 0	0- 2	AWAY	0- 1	0- 1	0- 1				
0- 2	0- 0	0- 0	NEUTRAL	0- 1	0- 1	0- 0				
11- 5	0- 0	0- 2	CONFERENCE	0- 0	1- 0	10- 3				
6- 2	0- 0	0- 1	HOME	0- 0	0- 0	6- 1				
5- 3	0- 0	0- 1	AWAY	0- 0	1- 0	4- 2				
0- 0	0- 0	0- 0	NEUTRAL	0- 0	0- 0	0- 0				

RPI 1-25				RPI 26-50				RPI 51-100				RPI 101+				Team's RPI: 171	
RPI	S	Opponent	Score	RPI	S	Opponent	Score	RPI	S	Opponent	Score	RPI	S	Opponent	Score		
				32	A	Quinnipiac	43 83	59	N	East Carolina	68 83	108	A	Hofstra	53 66		
				32	H	Quinnipiac	66 67	68	A	West Virginia	53 67	121	H	Butler	81 77		
				44	A	Seton Hall	47 79	96	H	Cornell	47 58	122	A	Marist	56 55		
				46	A	Iowa St.	63 76					132	N	Marshall	55 68		
												176	H	Iona	77 66		
												178	A	La Salle	59 73		
												187	A	Siena	60 55		
												215	A	Niagara	56 66		
												215	H	Niagara	64 66		
												251	A	Canisius	63 54		
												251	H	Canisius	61 58		
												259	A	Monmouth	33 59		
												259	H	Monmouth	54 52		
												276	A	Rider	59 47		
												276	H	Rider	43 40		
												322	H	Manhattan	43 26		
												332	A	Saint Peter's	57 47		
												332	H	Saint Peter's	57 46		
LAST 12 Division I GAMES:																	
				251	H	Canisius	61 58	259	A	Monmouth	33 59						
				322	H	Manhattan	43 26	276	H	Rider	43 40						
				215	A	Niagara	56 66	332	A	Saint Peter's	57 47						
				251	A	Canisius	63 54	32	A	Quinnipiac	43 83						
				259	H	Monmouth	54 52	276	A	Rider	59 47						
				176	H	Iona	77 66	332	H	Saint Peter's	57 46						

Non-Div I Games:

Fairfield

■ Loss,
 ■ Non-Conf,
 ■ S Site,
 ■ H Home
 ■ A Away
 N Neutral

Average RPI Win:	249	WON-LOST	WINNING	LAST 10	STRENGTH OF	OPP. STRENGTH	TEAM	ADJ.	CONF.	ADJ CONF.
Average RPI Loss:	152	RECORD	PCT. RANK	GAMES	SCHEDULE	OF SCHEDULE	RPI	RPI	RPI	RPI
DIV. I ONLY	11- 10	162	3- 2	200	282	172	172	31	31	
DIV. I NON-CONF.	3- 7	250	0- 1	57	73	165	165	29	29	
TOTALS	RPI 1-25	RPI 26-50	W-L RECORDS	RPI 51-100	RPI 101-150	RPI 150+				
11- 10	0- 2	0- 1	OVERALL	1- 1	1- 0	9- 6				
5- 3	0- 0	0- 0	HOME	1- 0	0- 0	4- 3				
6- 6	0- 2	0- 1	AWAY	0- 1	1- 0	5- 2				
0- 1	0- 0	0- 0	NEUTRAL	0- 0	0- 0	0- 1				
3- 7	0- 2	0- 1	NON-CONFERENCE	0- 1	1- 0	2- 3				
2- 1	0- 0	0- 0	HOME	0- 0	0- 0	2- 1				
1- 5	0- 2	0- 1	AWAY	0- 1	1- 0	0- 1				
0- 1	0- 0	0- 0	NEUTRAL	0- 0	0- 0	0- 1				
8- 3	0- 0	0- 0	CONFERENCE	1- 0	0- 0	7- 3				
3- 2	0- 0	0- 0	HOME	1- 0	0- 0	2- 2				
5- 1	0- 0	0- 0	AWAY	0- 0	0- 0	5- 1				
0- 0	0- 0	0- 0	NEUTRAL	0- 0	0- 0	0- 0				

RPI 1-25				RPI 26-50				RPI 51-100				RPI 101+ Team's RPI: 172			
RPI	S	Opponent	Score	RPI	S	Opponent	Score	RPI	S	Opponent	Score	RPI	S	Opponent	Score
4	A	South Carolina	49 111	42	A	Arkansas	46 75	83	A	Fordham	53 63	137	A	Troy	83 80
13	A	Florida St.	51 97					93	H	Hampton	61 55	155	H	Florida	68 58
												162	N	Hartford	55 59
												191	A	Auburn	56 62
												204	A	N.C. A&T	59 56
												204	H	N.C. A&T	48 53
												230	H	Jacksonville	41 45
												261	H	Bethune-Cookman	52 59
												272	H	Norfolk St.	56 54
												283	H	South Carolina St.	61 53
												285	H	Alabama St.	71 62
												292	A	Morgan St.	72 58
												328	A	UMES	50 61
												337	A	N.C. Central	82 61
												338	A	Coppin St.	63 56
												347	A	Delaware St.	76 45
LAST 12 Division I GAMES:															
162	N	Hartford	55 59	93	H	Hampton	61 55								
283	H	South Carolina St.	61 53	347	A	Delaware St.	76 45								
338	A	Coppin St.	63 56	328	A	UMES	50 61								
292	A	Morgan St.	72 58	337	A	N.C. Central	82 61								
204	H	N.C. A&T	48 53	204	A	N.C. A&T	59 56								
272	H	Norfolk St.	56 54	230	H	Jacksonville	41 45								

Non-Div I Games: Columbia (SC) 106 60 Allen 95 47

Savannah St.

■ Loss,
 ■ Non-Conf,
 ■ S Site,
 ■ Home
 ■ A Away
 N Neutral

Average RPI Win:	221	WON-LOST	WINNING	LAST 10	STRENGTH OF	OPP. STRENGTH	TEAM	ADJ.	CONF.	ADJ CONF.
Average RPI Loss:	132	RECORD	PCT. RANK	GAMES	SCHEDULE	OF SCHEDULE	RPI	RPI	RPI	RPI
DIV. I ONLY	11- 11	174	4- 6	178	174	173	173	8	8	
DIV. I NON-CONF.	9- 5	102	4- 0	240	257	110	110	10	10	
TOTALS	RPI 1-25	RPI 26-50	W-L RECORDS	RPI 51-100	RPI 101-150	RPI 150+				
11- 11	0- 1	0- 0	OVERALL	0- 4	1- 2	10- 4				
5- 5	0- 1	0- 0	HOME	0- 1	0- 1	5- 2				
5- 6	0- 0	0- 0	AWAY	0- 3	1- 1	4- 2				
1- 0	0- 0	0- 0	NEUTRAL	0- 0	0- 0	1- 0				
9- 5	0- 0	0- 0	NON-CONFERENCE	0- 2	1- 1	8- 2				
5- 0	0- 0	0- 0	HOME	0- 0	0- 0	5- 0				
3- 5	0- 0	0- 0	AWAY	0- 2	1- 1	2- 2				
1- 0	0- 0	0- 0	NEUTRAL	0- 0	0- 0	1- 0				
2- 6	0- 1	0- 0	CONFERENCE	0- 2	0- 1	2- 2				
0- 5	0- 1	0- 0	HOME	0- 1	0- 1	0- 2				
2- 1	0- 0	0- 0	AWAY	0- 1	0- 0	2- 0				
0- 0	0- 0	0- 0	NEUTRAL	0- 0	0- 0	0- 0				

RPI 1-25	RPI 26-50	RPI 51-100	RPI 101+ Team's RPI: 173
RPI S Opponent Score	RPI S Opponent Score	RPI S Opponent Score	RPI S Opponent Score
17 H Princeton 65 83		64 A San Diego 53 78	113 A UNI 46 62
		66 H Penn 39 55	117 H Yale 46 60
		78 A Maine 38 53	118 A Rhode Island 54 44
		96 A Cornell 46 66	153 A Cal Poly 74 61
			158 A Harvard 76 61
			158 H Harvard 69 75
			162 H Hartford 49 43
			184 H Holy Cross 69 53
			209 A New Hampshire 44 60
			215 A Niagara 76 70
			229 H Brown 47 50
			236 H Oakland 59 54
			294 A Columbia 61 54
			298 H Loyola Chicago 70 58
			300 N Kent St. 60 49
			303 A Vermont 63 68
			308 H NJIT 68 63
LAST 12 Division I GAMES:			
294 A Columbia 61 54	158 H Harvard 69 75		
96 A Cornell 46 66	158 A Harvard 76 61		
229 H Brown 47 50	236 H Oakland 59 54		
117 H Yale 46 60	118 A Rhode Island 54 44		
17 H Princeton 65 83	215 A Niagara 76 70		
66 H Penn 39 55	298 H Loyola Chicago 70 58		

Non-Div I Games:

Dartmouth

■ Loss,
■ Non-Conf,
■ S Site,
■ H Home
■ A Away
N Neutral

Average RPI Win:	230	WON-LOST	WINNING	LAST 10	STRENGTH OF	OPP. STRENGTH	TEAM	ADJ.	CONF.	ADJ CONF.
Average RPI Loss:	142	RECORD	PCT. RANK	GAMES	SCHEDULE	OF SCHEDULE	RPI	RPI	RPI	RPI
DIV. I ONLY	13- 11	154	6- 4	235	190	174	174	21	21	
DIV. I NON-CONF.	5- 5	158	0- 0	272	126	178	178	21	21	
TOTALS	RPI 1-25	RPI 26-50	W-L RECORDS	RPI 51-100	RPI 101-150	RPI 150+				
13- 11	0- 2	0- 1	OVERALL	0- 1	2- 2	11- 5				
7- 4	0- 0	0- 0	HOME	0- 1	1- 2	6- 1				
6- 7	0- 2	0- 1	AWAY	0- 0	1- 0	5- 4				
0- 0	0- 0	0- 0	NEUTRAL	0- 0	0- 0	0- 0				
5- 5	0- 2	0- 1	NON-CONFERENCE	0- 1	0- 0	5- 1				
2- 1	0- 0	0- 0	HOME	0- 1	0- 0	2- 0				
3- 4	0- 2	0- 1	AWAY	0- 0	0- 0	3- 1				
0- 0	0- 0	0- 0	NEUTRAL	0- 0	0- 0	0- 0				
8- 6	0- 0	0- 0	CONFERENCE	0- 0	2- 2	6- 4				
5- 3	0- 0	0- 0	HOME	0- 0	1- 2	4- 1				
3- 3	0- 0	0- 0	AWAY	0- 0	1- 0	2- 3				
0- 0	0- 0	0- 0	NEUTRAL	0- 0	0- 0	0- 0				

RPI 1-25				RPI 26-50				RPI 51-100				RPI 101+ Team's RPI: 174			
RPI	S	Opponent	Score	RPI	S	Opponent	Score	RPI	S	Opponent	Score	RPI	S	Opponent	Score
16	A	FGCU	56 69	34	A	Nebraska	56 63	70	H	South Dakota St.	48 71	112	A	Montana	52 51
25	A	South Fla.	43 84									112	H	Montana	58 64
												120	H	North Dakota	58 68
												143	H	Eastern Wash.	64 56
												154	A	Sacramento St.	71 76
												154	H	Sacramento St.	78 76
												186	A	Montana St.	84 63
												186	H	Montana St.	80 61
												201	H	Idaho	70 52
												233	H	Southern Utah	87 58
												242	A	SMU	57 44
												245	A	Idaho St.	61 70
												246	A	Weber St.	52 59
												266	A	Utah St.	61 65
												273	H	Northern Ariz.	49 51
												275	H	Grand Canyon	66 47
												295	A	Omaha	67 58
												305	A	Portland St.	68 54
												317	A	North Texas	53 48
												345	H	Air Force	76 35
LAST 12 Division I GAMES:															
154	H	Sacramento St.	78 76	245	A	Idaho St.	61 70								
112	A	Montana	52 51	201	H	Idaho	70 52								
186	A	Montana St.	84 63	143	H	Eastern Wash.	64 56								
233	H	Southern Utah	87 58	120	H	North Dakota	58 68								
273	H	Northern Ariz.	49 51	154	A	Sacramento St.	71 76								
246	A	Weber St.	52 59	305	A	Portland St.	68 54								

Non-Div I Games: Western St. 85 37

Northern Colo.

■ Loss,
 ■ Non-Conf, S Site,
 ■ Home
 ■ Away
 N Neutral

Average RPI Win: 210	WON-LOST	WINNING	LAST 10	STRENGTH OF	OPP. STRENGTH	TEAM	ADJ.	CONF.	ADJ CONF.
Average RPI Loss: 143	RECORD	PCT. RANK	GAMES	SCHEDULE	OF SCHEDULE	RPI	RPI	RPI	RPI
DIV. I ONLY	13- 12	168	7- 3	199	137	175	175	13	13
DIV. I NON-CONF.	5- 6	177	0- 0	121	229	167	167	11	11
TOTALS	RPI 1-25	RPI 26-50	W-L RECORDS	RPI 51-100	RPI 101-150	RPI 150+			
13- 12	0- 2	0- 0	OVERALL	0- 3	3- 1	10- 6			
8- 4	0- 1	0- 0	HOME	0- 1	2- 1	6- 1			
5- 7	0- 1	0- 0	AWAY	0- 2	1- 0	4- 4			
0- 1	0- 0	0- 0	NEUTRAL	0- 0	0- 0	0- 1			
5- 6	0- 1	0- 0	NON-CONFERENCE	0- 2	1- 0	4- 3			
3- 2	0- 1	0- 0	HOME	0- 1	1- 0	2- 0			
2- 3	0- 0	0- 0	AWAY	0- 1	0- 0	2- 2			
0- 1	0- 0	0- 0	NEUTRAL	0- 0	0- 0	0- 1			
8- 6	0- 1	0- 0	CONFERENCE	0- 1	2- 1	6- 3			
5- 2	0- 0	0- 0	HOME	0- 0	1- 1	4- 1			
3- 4	0- 1	0- 0	AWAY	0- 1	1- 0	2- 2			
0- 0	0- 0	0- 0	NEUTRAL	0- 0	0- 0	0- 0			

RPI 1-25				RPI 26-50				RPI 51-100				RPI 101+ Team's RPI: 175			
RPI	S	Opponent	Score	RPI	S	Opponent	Score	RPI	S	Opponent	Score	RPI	S	Opponent	Score
17	H	Princeton	59 87					59	A	East Carolina	60 89	108	A	Hofstra	73 62
20	A	James Madison	64 94					76	A	Drexel	56 61	108	H	Hofstra	64 53
								83	H	Fordham	44 49	119	H	Elon	50 60
												122	H	Marist	70 60
												151	A	Temple	69 58
												157	H	Bucknell	58 56
												168	A	William & Mary	61 56
												168	H	William & Mary	48 50
												180	N	Northern Ky.	58 63
												213	A	Lafayette	52 63
												228	A	Towson	49 56
												228	H	Towson	72 54
												250	H	UNCW	69 60
												270	A	Cincinnati	59 67
												276	H	Rider	68 53
												277	A	Col. of Charleston	49 55
												277	H	Col. of Charleston	80 49
												293	A	Northeastern	54 48
												293	H	Northeastern	70 61
												303	A	Vermont	68 46
LAST 12 Division I GAMES:															
20	A	James Madison	64 94	76	A	Drexel	56 61								
168	A	William & Mary	61 56	277	H	Col. of Charleston	80 49								
250	H	UNCW	69 60	168	H	William & Mary	48 50								
293	H	Northeastern	70 61	108	H	Hofstra	64 53								
108	A	Hofstra	73 62	293	A	Northeastern	54 48								
228	H	Towson	72 54	228	A	Towson	49 56								

Non-Div I Games:

Delaware

■ Loss,
 ■ Non-Conf, S Site,
 ■ Home
 ■ Away
 N Neutral

Average RPI Win:	247	WON-LOST	WINNING	LAST 10	STRENGTH OF	OPP. STRENGTH	TEAM	ADJ.	CONF.	ADJ CONF.
Average RPI Loss:	149	RECORD	PCT. RANK	GAMES	SCHEDULE	OF SCHEDULE	RPI	RPI	RPI	RPI
DIV. I ONLY	14- 11	139	6- 4	253	247	176	176	24	24	
DIV. I NON-CONF.	3- 6	234	0- 0	81	204	188	188	23	23	
TOTALS	RPI 1-25	RPI 26-50	W-L RECORDS	RPI 51-100	RPI 101-150	RPI 150+				
14- 11	0- 0	0- 2	OVERALL	1- 2	0- 2	13- 5				
7- 4	0- 0	0- 1	HOME	0- 0	0- 1	7- 2				
7- 7	0- 0	0- 1	AWAY	1- 2	0- 1	6- 3				
0- 0	0- 0	0- 0	NEUTRAL	0- 0	0- 0	0- 0				
3- 6	0- 0	0- 1	NON-CONFERENCE	1- 2	0- 1	2- 2				
2- 2	0- 0	0- 1	HOME	0- 0	0- 0	2- 1				
1- 4	0- 0	0- 0	AWAY	1- 2	0- 1	0- 1				
0- 0	0- 0	0- 0	NEUTRAL	0- 0	0- 0	0- 0				
11- 5	0- 0	0- 1	CONFERENCE	0- 0	0- 1	11- 3				
5- 2	0- 0	0- 0	HOME	0- 0	0- 1	5- 1				
6- 3	0- 0	0- 1	AWAY	0- 0	0- 0	6- 2				
0- 0	0- 0	0- 0	NEUTRAL	0- 0	0- 0	0- 0				

RPI S	Opponent	Score	RPI S	Opponent	Score	RPI S	Opponent	Score	RPI S	Opponent	Score	Team's RPI: 176
32	A Quinnipiac	74 85	36	H Rutgers	58 66	58	A Pacific	49 64	115	A East Tenn. St.	64 76	
						83	A Fordham	72 51	122	H Marist	58 63	
						92	A Kansas	49 90	171	A Fairfield	66 77	
									185	H Stony Brook	73 62	
									187	A Siena	79 50	
									187	H Siena	57 50	
									195	H Sacred Heart	80 82	
									215	A Niagara	83 72	
									251	A Canisius	80 62	
									251	H Canisius	85 75	
									259	A Monmouth	74 75	
									259	H Monmouth	71 58	
									260	H UCF	75 67	
									276	A Rider	71 51	
									276	H Rider	81 85	
									281	A Bowling Green	59 80	
									322	A Manhattan	79 62	
									322	H Manhattan	60 41	
									332	A Saint Peter's	67 65	
									332	H Saint Peter's	77 43	
LAST 12 Division I GAMES:												
187	H Siena	57 50	251	A Canisius	80 62							
332	A Saint Peter's	67 65	215	A Niagara	83 72							
32	A Quinnipiac	74 85	276	H Rider	81 85							
322	H Manhattan	60 41	187	A Siena	79 50							
122	H Marist	58 63	332	H Saint Peter's	77 43							
171	A Fairfield	66 77	322	A Manhattan	79 62							

Non-Div I Games:

Iona

■ Loss,
 ■ Non-Conf,
 S Site,
 ■ Home
 ■ Away
 N Neutral

Average RPI Win: 215	WON-LOST	WINNING	LAST 10	STRENGTH OF	OPP. STRENGTH	TEAM	ADJ.	CONF.	ADJ CONF.
Average RPI Loss: 140	RECORD	PCT. RANK	GAMES	SCHEDULE	OF SCHEDULE	RPI	RPI	RPI	RPI
DIV. I ONLY	12- 13	187	6- 4	136	221	177	177	17	17
DIV. I NON-CONF.	5- 7	204	0- 0	122	279	197	197	17	17
TOTALS	RPI 1-25	RPI 26-50	W-L RECORDS	RPI 51-100	RPI 101-150	RPI 150+			
12- 13	0- 1	1- 1	OVERALL	0- 3	1- 3	10- 5			
8- 4	0- 0	1- 0	HOME	0- 2	1- 1	6- 1			
4- 7	0- 1	0- 1	AWAY	0- 1	0- 2	4- 2			
0- 2	0- 0	0- 0	NEUTRAL	0- 0	0- 0	0- 2			
5- 7	0- 1	0- 0	NON-CONFERENCE	0- 2	0- 2	5- 2			
3- 3	0- 0	0- 0	HOME	0- 2	0- 1	3- 0			
2- 2	0- 1	0- 0	AWAY	0- 0	0- 1	2- 0			
0- 2	0- 0	0- 0	NEUTRAL	0- 0	0- 0	0- 2			
7- 6	0- 0	1- 1	CONFERENCE	0- 1	1- 1	5- 3			
5- 1	0- 0	1- 0	HOME	0- 0	1- 0	3- 1			
2- 5	0- 0	0- 1	AWAY	0- 1	0- 1	2- 2			
0- 0	0- 0	0- 0	NEUTRAL	0- 0	0- 0	0- 0			

RPI 1-25				RPI 26-50				RPI 51-100				RPI 101+ Team's RPI: 177			
RPI	S	Opponent	Score	RPI	S	Opponent	Score	RPI	S	Opponent	Score	RPI	S	Opponent	Score
24	A	Texas	48 68	33	H	Western Ky.	64 63	73	H	Drake	61 69	102	A	Texas Tech	48 64
				50	A	Middle Tenn.	53 73	77	H	South Dakota	69 76	111	A	Louisiana Tech	74 79
								81	A	Southern Miss.	60 69	132	H	Marshall	60 48
												133	H	Texas St.	53 57
												161	A	Old Dominion	52 51
												169	H	SIUE	75 60
												182	A	Lamar	72 40
												188	A	Texas-Arlington	63 55
												203	A	UAB	57 73
												218	A	Charlotte	54 74
												222	N	Nicholls St.	49 57
												231	H	Fla. Atlantic	68 45
												243	A	UTEP	55 53
												254	H	Abilene Christian	70 57
												258	H	Rice	58 62
												262	N	Houston	53 56
												317	H	North Texas	53 45
												333	H	FIU	74 56
												339	H	Incarinate Word	57 31
LAST 12 Division I GAMES:															
218	A	Charlotte	54 74	33	H	Western Ky.	64 63	132	H	Marshall	60 48	243	A	UTEP	55 53
161	A	Old Dominion	52 51	50	A	Middle Tenn.	53 73	81	A	Southern Miss.	60 69	111	A	Louisiana Tech	74 79
231	H	Fla. Atlantic	68 45					317	H	North Texas	53 45				
333	H	FIU	74 56												
203	A	UAB	57 73												

Non-Div I Games:

UTSA

■ Loss,
 ■ Non-Conf,
 ■ S Site,
 ■ H Home
 ■ A Away
 N Neutral

Average RPI Win:	224	WON-LOST	WINNING	LAST 10	STRENGTH OF	OPP. STRENGTH	TEAM	ADJ.	CONF.	ADJ CONF.
Average RPI Loss:	109	RECORD	PCT. RANK	GAMES	SCHEDULE	OF SCHEDULE	RPI	RPI	RPI	RPI
DIV. I ONLY	13- 13	174	3- 4	194	117	178	178	6	6	
DIV. I NON-CONF.	9- 4	84	1- 0	281	227	120	120	6	6	
TOTALS	RPI 1-25	RPI 26-50	W-L RECORDS	RPI 51-100	RPI 101-150	RPI 150+				
13- 13	0- 1	0- 1	OVERALL	0- 5	2- 2	11- 4				
7- 5	0- 1	0- 1	HOME	0- 1	1- 0	6- 2				
5- 7	0- 0	0- 0	AWAY	0- 1	1- 0	4- 0				
1- 1	0- 0	0- 0	NEUTRAL	0- 1	0- 0	1- 0				
9- 4	0- 0	0- 0	NON-CONFERENCE	0- 3	0- 0	9- 1				
5- 0	0- 0	0- 0	HOME	0- 0	0- 0	5- 0				
3- 3	0- 0	0- 0	AWAY	0- 2	0- 0	3- 1				
1- 1	0- 0	0- 0	NEUTRAL	0- 1	0- 0	1- 0				
4- 9	0- 1	0- 1	CONFERENCE	0- 2	2- 2	2- 3				
2- 5	0- 1	0- 1	HOME	0- 1	1- 0	1- 2				
2- 4	0- 0	0- 0	AWAY	0- 1	1- 2	1- 1				
0- 0	0- 0	0- 0	NEUTRAL	0- 0	0- 0	0- 0				

RPI 1-25				RPI 26-50				RPI 51-100				RPI 101+ Team's RPI: 178			
RPI	S	Opponent	Score	RPI	S	Opponent	Score	RPI	S	Opponent	Score	RPI	S	Opponent	Score
18	H	George Washington	48 67	49	H	Duquesne	66 72	66	A	Penn	29 57	114	A	Saint Joseph's	64 70
								71	N	Ohio	63 74	118	A	Rhode Island	54 55
								82	A	Villanova	36 70	118	H	Rhode Island	47 45
								83	H	Fordham	59 70	125	A	VCU	74 65
								91	A	Richmond	60 72	151	A	Temple	72 75
												156	H	Saint Louis	47 76
												168	H	William & Mary	78 71
												170	A	Robert Morris	75 61
												171	H	Fairfield	73 59
												198	A	Massachusetts	68 71
												198	H	Massachusetts	71 69
												226	H	George Mason	71 73
												228	N	Towson	62 49
												235	A	Georgia St.	76 68
												249	A	Davidson	63 54
												274	H	UMBC	65 62
												312	A	LIU Brooklyn	71 66
												322	H	Manhattan	61 48
												344	H	Howard	65 64
LAST 12 Division I GAMES:															
				91	A	Richmond	60 72					114	A	Saint Joseph's	64 70
				83	H	Fordham	59 70					125	A	VCU	74 65
				344	H	Howard	65 64					18	H	George Washington	48 67
				118	H	Rhode Island	47 45					156	H	Saint Louis	47 76
				49	H	Duquesne	66 72					118	A	Rhode Island	54 55
				198	H	Massachusetts	71 69					198	A	Massachusetts	68 71

Non-Div I Games:

La Salle

■ Loss,
 ■ Non-Conf,
 ■ S Site,
 ■ H Home
 ■ A Away
 N Neutral

Average RPI Win: 265		WON-LOST	WINNING	LAST 10	STRENGTH OF	OPP. STRENGTH	TEAM	ADJ.	CONF.	ADJ CONF.
Average RPI Loss: 79		RECORD	PCT. RANK	GAMES	SCHEDULE	OF SCHEDULE	RPI	RPI	RPI	RPI
DIV. I ONLY		13- 11	154	6- 4	218	160	179	179	9	9
DIV. I NON-CONF.		7- 2	47	0- 0	306	326	119	119	8	8
TOTALS	RPI 1-25	RPI 26-50		W-L RECORDS	RPI 51-100		RPI 101-150		RPI 150+	
13- 11	0- 0	0- 3		OVERALL	1- 5		0- 2		12- 1	
8- 5	0- 0	0- 2		HOME	0- 3		0- 0		8- 0	
5- 6	0- 0	0- 1		AWAY	1- 2		0- 2		4- 1	
0- 0	0- 0	0- 0		NEUTRAL	0- 0		0- 0		0- 0	
7- 2	0- 0	0- 0		NON-CONFERENCE	1- 0		0- 2		6- 0	
5- 0	0- 0	0- 0		HOME	0- 0		0- 0		5- 0	
2- 2	0- 0	0- 0		AWAY	1- 0		0- 2		1- 0	
0- 0	0- 0	0- 0		NEUTRAL	0- 0		0- 0		0- 0	
6- 9	0- 0	0- 3		CONFERENCE	0- 5		0- 0		6- 1	
3- 5	0- 0	0- 2		HOME	0- 3		0- 0		3- 0	
3- 4	0- 0	0- 1		AWAY	0- 2		0- 0		3- 1	
0- 0	0- 0	0- 0		NEUTRAL	0- 0		0- 0		0- 0	

RPI 1-25				RPI 26-50				RPI 51-100				RPI 101+				Team's RPI: 179	
RPI	S	Opponent	Score	RPI	S	Opponent	Score	RPI	S	Opponent	Score	RPI	S	Opponent	Score		
				39	A	Gonzaga	84 91	58	H	Pacific	54 92	106	A	Long Beach St.	58 70		
				39	H	Gonzaga	64 75	63	A	BYU	62 65	131	A	UC Riverside	53 66		
				45	H	St. Mary's (CA)	66 68	63	H	BYU	63 68	196	A	Santa Clara	79 80		
								64	A	San Diego	55 56	196	H	Santa Clara	62 45		
								64	H	San Diego	69 74	216	A	Pepperdine	69 58		
								100	A	UC Davis	73 70	248	H	San Jose St.	77 62		
												278	H	Nevada	63 48		
												282	A	Loyola Marymount	74 65		
												282	H	Loyola Marymount	87 75		
												290	A	Portland	79 44		
												290	H	Portland	85 68		
												294	H	Columbia	70 65		
												317	H	North Texas	60 42		
												323	H	Utah Valley	69 50		
												324	A	Seattle	67 56		
LAST 12 Division I GAMES:																	
				282	H	Loyola Marymount	87 75	282	A	Loyola Marymount	74 65						
				196	A	Santa Clara	79 80	216	A	Pepperdine	69 58						
				39	A	Gonzaga	84 91	196	H	Santa Clara	62 45						
				290	A	Portland	79 44	290	H	Portland	85 68						
				64	H	San Diego	69 74	39	H	Gonzaga	64 75						
				63	H	BYU	63 68	63	A	BYU	62 65						

Non-Div I Games:	Cal St. Monterey Ba85	48	Sonoma St.	83	42
------------------	-----------------------	----	------------	----	----

San Francisco

Loss, Non-Conf, S Site, H Home A Away N Neutral

Page 179

Average RPI Win:	244	WON-LOST	WINNING	LAST 10	STRENGTH OF	OPP. STRENGTH	TEAM	ADJ.	CONF.	ADJ CONF.
Average RPI Loss:	128	RECORD	PCT. RANK	GAMES	SCHEDULE	OF SCHEDULE	RPI	RPI	RPI	RPI
DIV. I ONLY	13- 12	168	4- 6	220	175	180	180	11	11	
DIV. I NON-CONF.	8- 6	136	0- 0	311	242	219	219	12	12	
TOTALS	RPI 1-25	RPI 26-50	W-L RECORDS	RPI 51-100	RPI 101-150	RPI 150+				
13- 12	0- 3	1- 1	OVERALL	0- 3	0- 1	12- 4				
5- 5	0- 1	1- 0	HOME	0- 2	0- 0	4- 2				
4- 7	0- 2	0- 1	AWAY	0- 1	0- 1	4- 2				
4- 0	0- 0	0- 0	NEUTRAL	0- 0	0- 0	4- 0				
8- 6	0- 1	0- 0	NON-CONFERENCE	0- 3	0- 0	8- 2				
2- 3	0- 0	0- 0	HOME	0- 2	0- 0	2- 1				
2- 3	0- 1	0- 0	AWAY	0- 1	0- 0	2- 1				
4- 0	0- 0	0- 0	NEUTRAL	0- 0	0- 0	4- 0				
5- 6	0- 2	1- 1	CONFERENCE	0- 0	0- 1	4- 2				
3- 2	0- 1	1- 0	HOME	0- 0	0- 0	2- 1				
2- 4	0- 1	0- 1	AWAY	0- 0	0- 1	2- 1				
0- 0	0- 0	0- 0	NEUTRAL	0- 0	0- 0	2- 0				

RPI 1-25				RPI 26-50				RPI 51-100				RPI 101+ Team's RPI: 180			
RPI	S	Opponent	Score	RPI	S	Opponent	Score	RPI	S	Opponent	Score	RPI	S	Opponent	Score
12	A	Kentucky	64 82	43	A	Stetson	56 73	65	A	Akron	49 82	134	A	Kennesaw St.	58 66
16	A	FGCU	47 75	43	H	Stetson	68 62	71	H	Ohio	38 77	175	N	Delaware	63 58
16	H	FGCU	46 67					94	H	Wright St.	60 72	212	H	USC Upstate	77 74
												230	A	Jacksonville	70 59
												230	H	Jacksonville	62 76
												237	H	IUPUI	57 43
												247	A	Lipscomb	81 70
												247	H	Lipscomb	64 57
												255	A	North Florida	79 81
												263	A	Marquette	77 68
												270	H	Cincinnati	66 52
												275	N	Grand Canyon	52 45
												298	H	Loyola Chicago	38 45
												299	A	IPFW	59 65
												304	N	UNC Greensboro	66 58
												319	A	Illinois St.	59 48
												347	N	Delaware St.	76 55
LAST 12 Division I GAMES:															
230	H	Jacksonville	62 76	230	A	Jacksonville	70 59								
43	A	Stetson	56 73	255	A	North Florida	79 81								
16	A	FGCU	47 75	212	H	USC Upstate	77 74								
247	H	Lipscomb	64 57	134	A	Kennesaw St.	58 66								
16	H	FGCU	46 67	247	A	Lipscomb	81 70								
43	H	Stetson	68 62	94	H	Wright St.	60 72								

Non-Div I Games: Georgetown (KY) 78 57

Northern Ky.

■ Loss,
 ■ Non-Conf, S Site,
 ■ Home
 ■ Away
 N Neutral

Average RPI Win:	254	WON-LOST	WINNING	LAST 10	STRENGTH OF	OPP. STRENGTH	TEAM	ADJ.	CONF.	ADJ CONF.
Average RPI Loss:	82	RECORD	PCT. RANK	GAMES	SCHEDULE	OF SCHEDULE	RPI	RPI	RPI	RPI
DIV. I ONLY	15- 11	124	4- 6	277	109	181	181	10	10	
DIV. I NON-CONF.	8- 3	71	0- 0	321	266	173	173	9	9	
TOTALS	RPI 1-25	RPI 26-50	W-L RECORDS	RPI 51-100	RPI 101-150	RPI 150+				
15- 11	0- 0	0- 2	OVERALL	1- 6	0- 3	14- 0				
10- 4	0- 0	0- 0	HOME	1- 2	0- 2	9- 0				
5- 7	0- 0	0- 2	AWAY	0- 4	0- 1	5- 0				
0- 0	0- 0	0- 0	NEUTRAL	0- 0	0- 0	0- 0				
8- 3	0- 0	0- 1	NON-CONFERENCE	0- 0	0- 2	8- 0				
6- 1	0- 0	0- 0	HOME	0- 0	0- 1	6- 0				
2- 2	0- 0	0- 1	AWAY	0- 0	0- 1	2- 0				
0- 0	0- 0	0- 0	NEUTRAL	0- 0	0- 0	0- 0				
7- 8	0- 0	0- 1	CONFERENCE	1- 6	0- 1	6- 0				
4- 3	0- 0	0- 0	HOME	1- 2	0- 1	3- 0				
3- 5	0- 0	0- 1	AWAY	0- 4	0- 0	3- 0				
0- 0	0- 0	0- 0	NEUTRAL	0- 0	0- 0	0- 0				

RPI S	Opponent	Score	RPI S	Opponent	Score	RPI S	Opponent	Score	RPI S	Opponent	Score	Team's RPI: 181
44	A Seton Hall	54 78	57	A DePaul	61 84	110	H Virginia	62 71				
50	A Middle Tenn.	68 90	57	H DePaul	63 87	121	H Butler	54 58				
			72	A Creighton	65 74	134	A Kennesaw St.	60 61				
			72	H Creighton	66 65	170	H Robert Morris	70 65				
			82	A Villanova	48 64	238	A Providence	68 57				
			82	H Villanova	34 54	238	H Providence	71 59				
			88	A St. John's (NY)	42 65	239	H Presbyterian	45 43				
						247	H Lipscomb	62 38				
						259	H Monmouth	61 45				
						263	A Marquette	74 71				
						263	H Marquette	91 72				
						270	A Cincinnati	72 71				
						286	A Georgetown	60 55				
						286	H Georgetown	63 55				
						311	H Wofford	75 51				
						321	A Binghamton	89 71				
						341	H Ark.-Pine Bluff	89 52				
LAST 12 Division I GAMES:												
82	A Villanova	48 64	121	H Butler	54 58							
286	A Georgetown	60 55	82	H Villanova	34 54							
57	H DePaul	63 87	286	H Georgetown	63 55							
263	H Marquette	91 72	57	A DePaul	61 84							
238	A Providence	68 57	44	A Seton Hall	54 78							
72	A Creighton	65 74	238	H Providence	71 59							

Non-Div I Games:

Xavier

Average RPI Win:	278	WON-LOST	WINNING	LAST 10	STRENGTH OF	OPP. STRENGTH	TEAM	ADJ.	CONF.	ADJ CONF.
Average RPI Loss:	144	RECORD	PCT. RANK	GAMES	SCHEDULE	OF SCHEDULE	RPI	RPI	RPI	RPI
DIV. I ONLY	11- 11	174	8- 2	221	291	182	182	27	27	
DIV. I NON-CONF.	0- 8	339	0- 0	99	102	309	309	27	27	
TOTALS	RPI 1-25	RPI 26-50	W-L RECORDS	RPI 51-100	RPI 101-150	RPI 150+				
11- 11	0- 1	0- 0	OVERALL	0- 2	0- 5	11- 3				
5- 3	0- 0	0- 0	HOME	0- 0	0- 2	5- 1				
6- 8	0- 1	0- 0	AWAY	0- 2	0- 3	6- 2				
0- 0	0- 0	0- 0	NEUTRAL	0- 0	0- 0	0- 0				
0- 8	0- 1	0- 0	NON-CONFERENCE	0- 2	0- 3	0- 2				
0- 2	0- 0	0- 0	HOME	0- 0	0- 1	0- 1				
0- 6	0- 1	0- 0	AWAY	0- 2	0- 2	0- 1				
0- 0	0- 0	0- 0	NEUTRAL	0- 0	0- 0	0- 0				
11- 3	0- 0	0- 0	CONFERENCE	0- 0	0- 2	11- 1				
5- 1	0- 0	0- 0	HOME	0- 0	0- 1	5- 0				
6- 2	0- 0	0- 0	AWAY	0- 0	0- 1	6- 1				
0- 0	0- 0	0- 0	NEUTRAL	0- 0	0- 0	0- 0				

RPI 1-25				RPI 26-50				RPI 51-100				RPI 101+ Team's RPI: 182			
RPI	S	Opponent	Score	RPI	S	Opponent	Score	RPI	S	Opponent	Score	RPI	S	Opponent	Score
23	A	Oklahoma	73 100					74	A	TCU	68 72	133	A	Texas St.	72 79
								94	A	Wright St.	61 82	138	A	Stephen F. Austin	60 71
												138	H	Stephen F. Austin	55 59
												139	A	Tulsa	69 73
												145	H	La.-Lafayette	55 75
												177	H	UTSA	40 72
												220	A	Northwestern St.	82 72
												222	H	Nicholls St.	67 62
												254	A	Abilene Christian	73 58
												254	H	Abilene Christian	76 72
												258	A	Rice	63 97
												265	H	Central Ark.	82 46
												268	A	A&M-Corpus Christi	51 56
												284	A	Houston Baptist	80 64
												284	H	Houston Baptist	79 62
												291	A	Sam Houston St.	87 68
												315	H	Southeastern La.	83 60
												331	A	New Orleans	64 54
												339	A	Incarnate Word	67 45
LAST 12 Division I GAMES:															
138	A	Stephen F. Austin	60 71	284	A	Houston Baptist	80 64								
284	H	Houston Baptist	79 62	138	H	Stephen F. Austin	55 59								
339	A	Incarnate Word	67 45	220	A	Northwestern St.	82 72								
254	A	Abilene Christian	73 58	315	H	Southeastern La.	83 60								
254	H	Abilene Christian	76 72	265	H	Central Ark.	82 46								
291	A	Sam Houston St.	87 68	268	A	A&M-Corpus Christi	51 56								

Non-Div I Games: Huston-Tillotson 95 47 St. Thomas (TX) 67 35 Ohio Valley 93 42

Lamar

Loss, Non-Conf, S Site, H Home A Away N Neutral

Average RPI Win:	258	WON-LOST	WINNING	LAST 10	STRENGTH OF	OPP. STRENGTH	TEAM	ADJ.	CONF.	ADJ CONF.
Average RPI Loss:	136	RECORD	PCT. RANK	GAMES	SCHEDULE	OF SCHEDULE	RPI	RPI	RPI	RPI
DIV. I ONLY	16- 11	118	7- 3	288	235	183	183	20	20	
DIV. I NON-CONF.	8- 8	158	1- 0	261	263	201	201	22	22	
TOTALS	RPI 1-25	RPI 26-50	W-L RECORDS	RPI 51-100	RPI 101-150	RPI 150+				
16- 11	0- 0	0- 2	OVERALL	0- 1	3- 4	13- 4				
7- 5	0- 0	0- 0	HOME	0- 1	0- 3	7- 1				
9- 6	0- 0	0- 2	AWAY	0- 0	3- 1	6- 3				
0- 0	0- 0	0- 0	NEUTRAL	0- 0	0- 0	0- 0				
8- 8	0- 0	0- 1	NON-CONFERENCE	0- 1	2- 2	6- 4				
4- 3	0- 0	0- 0	HOME	0- 1	0- 1	4- 1				
4- 5	0- 0	0- 1	AWAY	0- 0	2- 1	2- 3				
0- 0	0- 0	0- 0	NEUTRAL	0- 0	0- 0	0- 0				
8- 3	0- 0	0- 1	CONFERENCE	0- 0	1- 2	7- 0				
3- 2	0- 0	0- 0	HOME	0- 0	0- 2	3- 0				
5- 1	0- 0	0- 1	AWAY	0- 0	1- 0	4- 0				
0- 0	0- 0	0- 0	NEUTRAL	0- 0	0- 0	0- 0				

RPI S	Opponent	Score	RPI S	Opponent	Score	RPI S	Opponent	Score	RPI S	Opponent	Score	Team's RPI: 183
26	A Chattanooga	59 71	56	H Georgia	49 68	107	A Southern Ill.	52 67				
30	A Mississippi St.	66 97				115	H East Tenn. St.	70 72				
						134	A Kennesaw St.	54 44				
						134	H Kennesaw St.	56 76				
						136	A Furman	88 82				
						136	H Furman	55 58				
						150	A Alabama	46 39				
						156	A Saint Louis	80 75				
						166	H Belmont	83 86				
						190	A Samford	74 59				
						199	A Jacksonville St.	66 67				
						255	A North Florida	55 57				
						270	H Eastern Ky.	69 64				
						277	A Col. of Charleston	59 72				
						287	H Jackson St.	80 48				
						288	A Ga. Southern	84 61				
						304	A UNC Greensboro	74 73				
						304	H UNC Greensboro	80 62				
						307	A Western Caro.	68 51				
						307	H Western Caro.	82 60				
						311	A Wofford	63 51				
						311	H Wofford	80 51				
						334	H Florida A&M	61 47				
						335	H Tennessee Tech	73 67				
LAST 12 Division I GAMES:												
311	A Wofford	63 51	115	H East Tenn. St.	70 72							
136	A Furman	88 82	136	H Furman	55 58							
307	H Western Caro.	82 60	311	H Wofford	80 51							
304	H UNC Greensboro	80 62	304	A UNC Greensboro	74 73							
190	A Samford	74 59	307	A Western Caro.	68 51							
26	A Chattanooga	59 71	134	A Kennesaw St.	54 44							

Non-Div I Games:

Mercer

■ Loss,
■ Non-Conf,
■ S Site,
■ H Home
■ A Away
N Neutral

Holy Cross

Through Games Of Feb. 19, 2015

Average RPI Win:	208	WON-LOST	WINNING	LAST 10	STRENGTH OF	OPP. STRENGTH	TEAM	ADJ.	CONF.	ADJ CONF.
Average RPI Loss:	141	RECORD	PCT. RANK	GAMES	SCHEDULE	OF SCHEDULE	RPI	RPI	RPI	RPI
DIV. I ONLY	12- 16	222	6- 4	142	173	184	184	18	18	
DIV. I NON-CONF.	4- 9	243	0- 0	185	96	246	246	20	20	
TOTALS	RPI 1-25	RPI 26-50	W-L RECORDS	RPI 51-100	RPI 101-150	RPI 150+				
12- 16	0- 1	0- 1	OVERALL	2- 4	0- 4	10- 6				
4- 6	0- 0	0- 0	HOME	1- 2	0- 1	3- 3				
6- 7	0- 1	0- 0	AWAY	1- 1	0- 3	5- 2				
2- 3	0- 0	0- 1	NEUTRAL	0- 1	0- 0	2- 1				
4- 9	0- 1	0- 1	NON-CONFERENCE	1- 1	0- 2	3- 4				
2- 1	0- 0	0- 0	HOME	1- 0	0- 0	1- 1				
0- 5	0- 1	0- 0	AWAY	0- 0	0- 2	0- 2				
2- 3	0- 0	0- 1	NEUTRAL	0- 1	0- 0	2- 1				
8- 7	0- 0	0- 0	CONFERENCE	1- 3	0- 2	7- 2				
2- 5	0- 0	0- 0	HOME	0- 2	0- 1	2- 2				
6- 2	0- 0	0- 0	AWAY	1- 1	0- 1	5- 0				
0- 0	0- 0	0- 0	NEUTRAL	0- 0	0- 0	0- 0				

RPI 1-25				RPI 26-50				RPI 51-100				RPI 101+ Team's RPI: 184			
RPI	S	Opponent	Score	RPI	S	Opponent	Score	RPI	S	Opponent	Score	RPI	S	Opponent	Score
3	A	Notre Dame	29 104	32	N	Quinnipiac	67 74	79	A	American	67 61	104	A	Lehigh	58 71
								79	H	American	63 74	104	H	Lehigh	60 66
								85	N	Western Mich.	40 51	117	A	Yale	70 83
								97	A	Army	53 67	140	A	Bryant	68 74
								97	H	Army	51 53	157	A	Bucknell	53 52
								99	H	Boston College	80 64	157	H	Bucknell	69 61
												158	N	Harvard	76 79
												173	A	Dartmouth	53 69
												197	A	Navy	60 44
												198	A	Massachusetts	61 72
												213	A	Lafayette	64 46
												213	H	Lafayette	59 53
												232	H	UMass Lowell	78 63
												264	H	Loyola Maryland	51 57
												272	N	Norfolk St.	63 62
												279	A	Colgate	68 62
												279	H	Colgate	71 76
												286	N	Georgetown	73 69
												314	A	Boston U.	71 48
												322	H	Manhattan	60 66
LAST 12 Division I GAMES:															
213	H	Lafayette	59 53	264	H	Loyola Maryland	51 57								
104	A	Lehigh	58 71	197	A	Navy	60 44								
97	H	Army	51 53	213	A	Lafayette	64 46								
157	H	Bucknell	69 61	104	H	Lehigh	60 66								
279	A	Colgate	68 62	97	A	Army	53 67								
79	A	American	67 61	157	A	Bucknell	53 52								

Non-Div I Games:

Holy Cross

■ Loss,
 ■ Non-Conf,
 ■ S Site,
 ■ H Home
 ■ A Away
 N Neutral

Stony Brook

Through Games Of Feb. 19, 2015

Average RPI Win:	263	WON-LOST	WINNING	LAST 10	STRENGTH OF	OPP. STRENGTH	TEAM	ADJ.	CONF.	ADJ CONF.
Average RPI Loss:	142	RECORD	PCT. RANK	GAMES	SCHEDULE	OF SCHEDULE	RPI	RPI	RPI	RPI
DIV. I ONLY	15- 11	124	6- 4	269	252	185	185	23	23	
DIV. I NON-CONF.	7- 6	154	0- 0	290	274	194	194	24	24	
TOTALS	RPI 1-25	RPI 26-50	W-L RECORDS	RPI 51-100	RPI 101-150	RPI 150+				
15- 11	0- 1	0- 1	OVERALL	1- 4	0- 0	14- 5				
10- 3	0- 0	0- 0	HOME	1- 1	0- 0	9- 2				
5- 8	0- 1	0- 1	AWAY	0- 3	0- 0	5- 3				
0- 0	0- 0	0- 0	NEUTRAL	0- 0	0- 0	0- 0				
7- 6	0- 1	0- 1	NON-CONFERENCE	1- 1	0- 0	6- 3				
6- 0	0- 0	0- 0	HOME	1- 0	0- 0	5- 0				
1- 6	0- 1	0- 1	AWAY	0- 1	0- 0	1- 3				
0- 0	0- 0	0- 0	NEUTRAL	0- 0	0- 0	0- 0				
8- 5	0- 0	0- 0	CONFERENCE	0- 3	0- 0	8- 2				
4- 3	0- 0	0- 0	HOME	0- 1	0- 0	4- 2				
4- 2	0- 0	0- 0	AWAY	0- 2	0- 0	4- 0				
0- 0	0- 0	0- 0	NEUTRAL	0- 0	0- 0	0- 0				

RPI 1-25				RPI 26-50				RPI 51-100				RPI 101+ Team's RPI: 185			
RPI	S	Opponent	Score	RPI	S	Opponent	Score	RPI	S	Opponent	Score	RPI	S	Opponent	Score
11	A	Duke	42 72	46	A	Iowa St.	64 74	78	A	Maine	49 57	162	H	Hartford	58 60
								78	H	Maine	55 58	176	A	Iona	62 73
								84	A	Albany (NY)	59 69	209	A	New Hampshire	60 52
								85	H	Western Mich.	59 55	209	H	New Hampshire	52 60
								97	A	Army	59 68	213	H	Lafayette	60 58
												232	A	UMass Lowell	64 60
												232	H	UMass Lowell	62 36
												272	H	Norfolk St.	52 46
												274	A	UMBC	66 50
												274	H	UMBC	74 41
												292	A	Morgan St.	50 48
												294	H	Columbia	82 68
												296	A	St. Francis Brooklyn	55 57
												303	A	Vermont	74 62
												303	H	Vermont	60 38
												313	H	Bradley	79 63
												321	H	Binghamton	67 54
												327	A	Wagner	70 76
												332	H	Saint Peter's	56 40
LAST 12 Division I GAMES:															
232	H	UMass Lowell	62 36	321	H	Binghamton	67 54								
78	A	Maine	49 57	232	A	UMass Lowell	64 60								
274	H	UMBC	74 41	84	A	Albany (NY)	59 69								
303	A	Vermont	74 62	78	H	Maine	55 58								
209	A	New Hampshire	60 52	274	A	UMBC	66 50								
162	H	Hartford	58 60	303	H	Vermont	60 38								

Non-Div I Games:

Stony Brook

Loss, Non-Conf, S Site, H Home A Away N Neutral

Average RPI Win:	223	WON-LOST	WINNING	LAST 10	STRENGTH OF	OPP. STRENGTH	TEAM	ADJ.	CONF.	ADJ CONF.
Average RPI Loss:	146	RECORD	PCT. RANK	GAMES	SCHEDULE	OF SCHEDULE	RPI	RPI	RPI	RPI
DIV. I ONLY	10- 13	214	5- 5	132	256	186	186	21	21	
DIV. I NON-CONF.	4- 5	188	0- 0	68	250	126	126	21	21	
TOTALS	RPI 1-25	RPI 26-50	W-L RECORDS	RPI 51-100	RPI 101-150	RPI 150+				
10- 13	0- 0	0- 1	OVERALL	0- 2	1- 5	9- 5				
6- 3	0- 0	0- 1	HOME	0- 0	1- 0	5- 2				
3- 10	0- 0	0- 0	AWAY	0- 2	0- 5	3- 3				
1- 0	0- 0	0- 0	NEUTRAL	0- 0	0- 0	1- 0				
4- 5	0- 0	0- 1	NON-CONFERENCE	0- 2	0- 2	4- 0				
2- 1	0- 0	0- 1	HOME	0- 0	0- 0	2- 0				
1- 4	0- 0	0- 0	AWAY	0- 2	0- 2	1- 0				
1- 0	0- 0	0- 0	NEUTRAL	0- 0	0- 0	1- 0				
6- 8	0- 0	0- 0	CONFERENCE	0- 0	1- 3	5- 5				
4- 2	0- 0	0- 0	HOME	0- 0	1- 0	3- 2				
2- 6	0- 0	0- 0	AWAY	0- 0	0- 3	2- 3				
0- 0	0- 0	0- 0	NEUTRAL	0- 0	0- 0	0- 0				

RPI S	Opponent	Score	RPI S	Opponent	Score	RPI S	Opponent	Score	RPI S	Opponent	Score	Team's RPI: 186
39	H Gonzaga	60 89	64	A San Diego	64 79	109	A CSUN	66 78	112	A Montana	48 62	
			67	A Washington St.	61 82	120	A North Dakota	74 82	120	H North Dakota	80 62	
						143	A Eastern Wash.	58 72	149	A Boise St.	60 75	
						154	H Sacramento St.	91 64	174	A Northern Colo.	61 80	
						174	H Northern Colo.	63 84	192	A Cal St. Fullerton	63 47	
						201	A Idaho	76 65	208	H Wyoming	79 52	
						233	A Southern Utah	69 74	237	N IUPUI	80 74	
						245	H Idaho St.	62 65	246	A Weber St.	60 49	
						246	H Weber St.	62 54	273	A Northern Ariz.	64 79	
						305	H Portland St.	63 46	324	H Seattle	74 61	
LAST 12 Division I GAMES:												
246	A Weber St.	60 49	154	H Sacramento St.	91 64							
120	H North Dakota	80 62	273	A Northern Ariz.	64 79							
174	H Northern Colo.	63 84	233	A Southern Utah	69 74							
143	A Eastern Wash.	58 72	112	A Montana	48 62							
201	A Idaho	76 65	246	H Weber St.	62 54							
305	H Portland St.	63 46	245	H Idaho St.	62 65							

Non-Div I Games: Mont. St. Billings 76 57 Great Falls 87 71

Montana St.

Loss, Non-Conf, S Site, H Home A Away N Neutral

Average RPI Win: 263	WON-LOST	WINNING	LAST 10	STRENGTH OF	OPP. STRENGTH	TEAM	ADJ.	CONF.	ADJ CONF.
Average RPI Loss: 134	RECORD	PCT. RANK	GAMES	SCHEDULE	OF SCHEDULE	RPI	RPI	RPI	RPI
DIV. I ONLY	15- 11	124	5- 5	249	276	187	187	24	24
DIV. I NON-CONF.	7- 2	47	0- 0	211	321	94	94	23	23
TOTALS	RPI 1-25	RPI 26-50	W-L RECORDS	RPI 51-100	RPI 101-150	RPI 150+			
15- 11	0- 0	0- 2	OVERALL	0- 2	1- 2	14- 5			
5- 7	0- 0	0- 1	HOME	0- 1	0- 1	5- 4			
10- 3	0- 0	0- 1	AWAY	0- 0	1- 1	9- 1			
0- 1	0- 0	0- 0	NEUTRAL	0- 1	0- 0	0- 0			
7- 2	0- 0	0- 0	NON-CONFERENCE	0- 2	1- 0	6- 0			
3- 1	0- 0	0- 0	HOME	0- 1	0- 0	3- 0			
4- 0	0- 0	0- 0	AWAY	0- 0	1- 0	3- 0			
0- 1	0- 0	0- 0	NEUTRAL	0- 1	0- 0	0- 0			
8- 9	0- 0	0- 2	CONFERENCE	0- 0	0- 2	8- 5			
2- 6	0- 0	0- 1	HOME	0- 0	0- 1	2- 4			
6- 3	0- 0	0- 1	AWAY	0- 0	0- 1	6- 1			
0- 0	0- 0	0- 0	NEUTRAL	0- 0	0- 0	0- 0			

RPI S	Opponent	Score	RPI S	Opponent	Score	RPI S	Opponent	Score	RPI S	Opponent	Score	Team's RPI: 187
32	A Quinnipiac	65 78	32	H Quinnipiac	62 87	65	N Akron	74 90	122	A Marist	58 65	
						84	H Albany (NY)	57 76	122	H Marist	46 56	
									127	A Buffalo	58 50	
									164	H Central Conn. St.	79 57	
									171	H Fairfield	55 60	
									176	A Iona	50 57	
									176	H Iona	50 79	
									195	A Sacred Heart	75 65	
									215	A Niagara	56 52	
									215	H Niagara	59 64	
									251	A Canisius	71 70	
									259	A Monmouth	54 52	
									259	H Monmouth	65 58	
									276	A Rider	65 43	
									276	H Rider	49 56	
									279	H Colgate	80 68	
									301	A Denver	78 62	
									321	A Binghamton	62 53	
									322	A Manhattan	66 51	
									322	H Manhattan	59 51	
									326	H Fairleigh Dickinson	72 63	
									332	A Saint Peter's	65 40	
LAST 12 Division I GAMES:												
322	A Manhattan	66 51	276	H Rider	49 56							
176	A Iona	50 57	322	H Manhattan	59 51							
215	H Niagara	59 64	259	A Monmouth	54 52							
259	H Monmouth	65 58	122	A Marist	58 65							
276	A Rider	65 43	176	H Iona	50 79							
32	H Quinnipiac	62 87	251	A Canisius	71 70							

Non-Div I Games:

Siena

■ Loss,
 ■ Non-Conf,
 ■ S Site,
 ■ H Home
 ■ A Away
 N Neutral

Texas-Arlington

Through Games Of Feb. 19, 2015

Average RPI Win:	247	WON-LOST	WINNING	LAST 10	STRENGTH OF	OPP. STRENGTH	TEAM	ADJ.	CONF.	ADJ CONF.
Average RPI Loss:	120	RECORD	PCT. RANK	GAMES	SCHEDULE	OF SCHEDULE	RPI	RPI	RPI	RPI
DIV. I ONLY	12- 10	148	6- 4	250	179	188	188	14	14	
DIV. I NON-CONF.	4- 3	136	0- 0	221	290	156	156	14	14	
TOTALS	RPI 1-25	RPI 26-50	W-L RECORDS	RPI 51-100	RPI 101-150	RPI 150+				
12- 10	0- 0	0- 1	OVERALL	0- 3	3- 3	9- 3				
7- 4	0- 0	0- 0	HOME	0- 1	2- 1	5- 2				
5- 6	0- 0	0- 0	AWAY	0- 1	1- 0	4- 1				
0- 0	0- 0	0- 0	NEUTRAL	0- 0	0- 0	0- 0				
4- 3	0- 0	0- 0	NON-CONFERENCE	0- 2	0- 0	4- 1				
2- 1	0- 0	0- 0	HOME	0- 0	0- 0	2- 1				
2- 2	0- 0	0- 0	AWAY	0- 2	0- 0	2- 0				
0- 0	0- 0	0- 0	NEUTRAL	0- 0	0- 0	0- 0				
8- 7	0- 0	0- 1	CONFERENCE	0- 1	3- 3	5- 2				
5- 3	0- 0	0- 0	HOME	0- 1	2- 1	3- 1				
3- 4	0- 0	0- 1	AWAY	0- 0	1- 2	2- 1				
0- 0	0- 0	0- 0	NEUTRAL	0- 0	0- 0	0- 0				

RPI S	Opponent	Score	RPI S	Opponent	Score	RPI S	Opponent	Score	RPI S	Opponent	Score	Team's RPI: 188
38	A UALR	66	53	H Arkansas St.	77	80	133	A Texas St.	58	65		
			55	A Wichita St.	61	71	133	H Texas St.	53	60		
			60	A Kansas St.	41	45	137	A Troy	63	70		
							137	H Troy	70	67		
							145	A La.-Lafayette	57	51		
							148	H Appalachian St.	55	45		
							177	H UTSA	55	63		
							207	A La.-Monroe	51	56		
							207	H La.-Monroe	51	63		
							235	A Georgia St.	45	39		
							235	H Georgia St.	57	45		
							268	A A&M-Corpus Christi	42	28		
							273	H Northern Ariz.	80	62		
							284	H Houston Baptist	83	73		
							288	H Ga. Southern	64	52		
							317	A North Texas	46	38		
							318	A South Ala.	63	46		
							318	H South Ala.	59	49		
LAST 12 Division I GAMES:												
148	H Appalachian St.	55	45	38	A UALR	38	66	207	A La.-Monroe	51	56	
318	A South Ala.	63	46	53	H Texas St.	53	60	235	A Georgia St.	45	39	
133	A Texas St.	58	65	53	H Arkansas St.	77	80	207	H La.-Monroe	51	63	
145	A La.-Lafayette	57	51									
137	H Troy	70	67									
235	H Georgia St.	57	45									

Non-Div I Games: Missouri Valley 90 32 McMurry 82 25

Texas-Arlington

Loss, Non-Conf, S Site, H Home A Away N Neutral

Average RPI Win:	293	WON-LOST	WINNING	LAST 10	STRENGTH OF	OPP. STRENGTH	TEAM	ADJ.	CONF.	ADJ CONF.
Average RPI Loss:	162	RECORD	PCT. RANK	GAMES	SCHEDULE	OF SCHEDULE	RPI	RPI	RPI	RPI
DIV. I ONLY	14- 9	108	9- 1	333	328	189	189	32	32	
DIV. I NON-CONF.	3- 8	263	0- 0	216	207	251	251	31	31	
TOTALS	RPI 1-25	RPI 26-50	W-L RECORDS	RPI 51-100	RPI 101-150	RPI 150+				
14- 9	0- 0	0- 0	OVERALL	0- 3	0- 2	14- 4				
6- 1	0- 0	0- 0	HOME	0- 0	0- 1	6- 0				
7- 8	0- 0	0- 0	AWAY	0- 0	0- 1	7- 0				
1- 0	0- 0	0- 0	NEUTRAL	0- 0	0- 0	1- 0				
3- 8	0- 0	0- 0	NON-CONFERENCE	0- 3	0- 2	3- 3				
1- 1	0- 0	0- 0	HOME	0- 0	0- 1	1- 0				
1- 7	0- 0	0- 0	AWAY	0- 3	0- 1	1- 3				
1- 0	0- 0	0- 0	NEUTRAL	0- 0	0- 0	1- 0				
11- 1	0- 0	0- 0	CONFERENCE	0- 0	0- 0	11- 1				
5- 0	0- 0	0- 0	HOME	0- 0	0- 0	5- 0				
6- 1	0- 0	0- 0	AWAY	0- 0	0- 0	6- 1				
0- 0	0- 0	0- 0	NEUTRAL	0- 0	0- 0	0- 0				

RPI	S	Opponent	Score	RPI	S	Opponent	Score	RPI	S	Opponent	Score	RPI	S	Opponent	Score	Team's RPI: 189
51	A	Oklahoma St.	58	77	109	A	CSUN	50	63	139	H	Tulsa	64	67		
74	A	TCU	52	69	211	A	McNeese St.	70	74	224	A	Prairie View	61	63		
92	A	Kansas	44	69	224	H	Prairie View	70	55	237	N	IUPUI	71	61		
					256	A	Southern U.	62	48	258	H	Rice	69	63		
					268	A	A&M-Corpus Christi	63	68	284	A	Houston Baptist	92	80		
					285	H	Alabama St.	67	51	287	A	Jackson St.	54	46		
					287	H	Jackson St.	70	53	291	A	Sam Houston St.	54	61		
					310	A	Grambling	67	38	310	H	Grambling	74	33		
					329	A	Alcorn	75	66	341	A	Ark.-Pine Bluff	74	45		
					342	H	Alabama A&M	67	54	342	H	Alabama A&M	67	54		
					348	A	Mississippi Val.	63	52	348	A	Mississippi Val.	63	52		
LAST 12 Division I GAMES:																
287	A	Jackson St.	54	46	341	A	Ark.-Pine Bluff	74	45							
310	A	Grambling	67	38	287	H	Jackson St.	70	53							
224	H	Prairie View	70	55	310	H	Grambling	74	33							
342	H	Alabama A&M	67	54	224	A	Prairie View	61	63							
285	H	Alabama St.	67	51	256	A	Southern U.	62	48							
348	A	Mississippi Val.	63	52	329	A	Alcorn	75	66							

Non-Div I Games:

Texas Southern

Average RPI Win: 262	WON-LOST	WINNING	LAST 10	STRENGTH OF	OPP. STRENGTH	TEAM	ADJ.	CONF.	ADJ CONF.
Average RPI Loss: 123	RECORD	PCT. RANK	GAMES	SCHEDULE	OF SCHEDULE	RPI	RPI	RPI	RPI
DIV. I ONLY	13- 12	168	6- 4	271	176	190	190	20	20
DIV. I NON-CONF.	6- 8	197	0- 0	222	139	212	212	22	22
TOTALS	RPI 1-25	RPI 26-50	W-L RECORDS	RPI 51-100	RPI 101-150	RPI 150+			
13- 12	0- 0	0- 2	OVERALL	0- 3	2- 3	11- 4			
9- 1	0- 0	0- 0	HOME	0- 0	2- 0	7- 1			
3- 10	0- 0	0- 2	AWAY	0- 2	0- 3	3- 3			
1- 1	0- 0	0- 0	NEUTRAL	0- 1	0- 0	1- 0			
6- 8	0- 0	0- 1	NON-CONFERENCE	0- 3	1- 1	5- 3			
5- 0	0- 0	0- 0	HOME	0- 0	1- 0	4- 0			
0- 7	0- 0	0- 1	AWAY	0- 2	0- 1	0- 3			
1- 1	0- 0	0- 0	NEUTRAL	0- 1	0- 0	1- 0			
7- 4	0- 0	0- 1	CONFERENCE	0- 0	1- 2	6- 1			
4- 1	0- 0	0- 0	HOME	0- 0	1- 0	3- 1			
3- 3	0- 0	0- 1	AWAY	0- 0	0- 2	3- 0			
0- 0	0- 0	0- 0	NEUTRAL	0- 0	0- 0	0- 0			

RPI S	Opponent	Score	RPI S	Opponent	Score	RPI S	Opponent	Score	RPI S	Opponent	Score	Team's RPI: 190
26	A Chattanooga	32 49	60	A Kansas St.	41 60	115	A East Tenn. St.	46 48				
48	A Tulane	56 58	89	N UCLA	52 71	136	A Furman	44 64				
			92	A Kansas	44 66	136	H Furman	76 65				
						137	A Troy	67 76				
						146	H UT Martin	79 75				
						159	A Memphis	48 64				
						183	H Mercer	59 74				
						191	A Auburn	41 64				
						200	N Penn St.	59 56				
						203	H UAB	70 41				
						235	A Georgia St.	56 61				
						255	H North Florida	81 47				
						285	H Alabama St.	56 43				
						304	A UNC Greensboro	62 56				
						304	H UNC Greensboro	88 66				
						307	A Western Caro.	60 50				
						307	H Western Caro.	68 52				
						311	A Wofford	68 43				
						311	H Wofford	69 50				
						342	H Alabama A&M	61 50				
LAST 12 Division I GAMES:												
136	A Furman	44 64	26	A Chattanooga	32 49							
311	A Wofford	68 43	307	H Western Caro.	68 52							
304	H UNC Greensboro	88 66	136	H Furman	76 65							
311	H Wofford	69 50	307	A Western Caro.	60 50							
183	H Mercer	59 74	304	A UNC Greensboro	62 56							
115	A East Tenn. St.	46 48	60	A Kansas St.	41 60							

Non-Div I Games: Aub.-Montgomery 62 36

Samford

■ Loss,
 ■ Non-Conf,
 ■ S Site,
 ■ Home
 ■ A Away
 N Neutral

Average RPI Win:	220	WON-LOST	WINNING	LAST 10	STRENGTH OF	OPP. STRENGTH	TEAM	ADJ.	CONF.	ADJ CONF.
Average RPI Loss:	76	RECORD	PCT. RANK	GAMES	SCHEDULE	OF SCHEDULE	RPI	RPI	RPI	RPI
DIV. I ONLY	9- 17	259	0- 10	50	57	191	191	3	3	
DIV. I NON-CONF.	9- 4	84	0- 0	224	200	111	111	5	5	
TOTALS	RPI 1-25	RPI 26-50	W-L RECORDS	RPI 51-100	RPI 101-150	RPI 150+				
9- 17	1- 4	0- 3	OVERALL	0- 4	1- 4	7- 2				
7- 7	1- 1	0- 2	HOME	0- 2	1- 1	5- 1				
1- 9	0- 3	0- 1	AWAY	0- 1	0- 3	1- 1				
1- 1	0- 0	0- 0	NEUTRAL	0- 1	0- 0	1- 0				
9- 4	1- 0	0- 0	NON-CONFERENCE	0- 2	1- 1	7- 1				
7- 0	1- 0	0- 0	HOME	0- 0	1- 0	5- 0				
1- 3	0- 0	0- 0	AWAY	0- 1	0- 1	1- 1				
1- 1	0- 0	0- 0	NEUTRAL	0- 1	0- 0	1- 0				
0- 13	0- 4	0- 3	CONFERENCE	0- 2	0- 3	0- 1				
0- 7	0- 1	0- 2	HOME	0- 2	0- 1	0- 1				
0- 6	0- 3	0- 1	AWAY	0- 0	0- 2	0- 0				
0- 0	0- 0	0- 0	NEUTRAL	0- 0	0- 0	0- 0				

RPI	S	Opponent	Score	RPI	S	Opponent	Score	RPI	S	Opponent	Score	RPI	S	Opponent	Score	Team's RPI: 191
1	H	Tennessee	42 54	30	H	Mississippi St.	48 59	56	H	Georgia	52 57	103	H	Ole Miss	46 51	
4	A	South Carolina	58 77	42	A	Arkansas	47 52	61	H	LSU	49 60	110	A	Virginia	51 66	
12	A	Kentucky	57 78	42	H	Arkansas	36 54	88	A	St. John's (NY)	49 56	124	A	Missouri	49 59	
16	H	FGCU	72 69					93	N	Hampton	42 44	137	H	Troy	71 54	
19	A	Texas A&M	45 78									150	A	Alabama	50 51	
												155	H	Florida	50 63	
												172	H	Savannah St.	62 56	
												190	H	Samford	64 41	
												210	A	Winthrop	54 56	
												242	N	SMU	56 43	
												263	H	Marquette	79 53	
												310	H	Grambling	92 42	
												315	H	Southeastern La.	72 44	
												333	A	FIU	81 44	
LAST 12 Division I GAMES:																
103	H	Ole Miss	46 51	30	H	Mississippi St.	48 59	150	A	Alabama	50 51	1	H	Tennessee	42 54	
42	H	Arkansas	36 54	124	A	Missouri	49 59	56	H	Georgia	52 57	12	A	Kentucky	57 78	
61	H	LSU	49 60	42	A	Arkansas	47 52	155	H	Florida	50 63					
19	A	Texas A&M	45 78													

Non-Div I Games:

Auburn

■ Loss,
■ Non-Conf, S Site,
■ Home
■ Away
N Neutral

Average RPI Win:	252	WON-LOST	WINNING	LAST 10	STRENGTH OF	OPP. STRENGTH	TEAM	ADJ.	CONF.	ADJ CONF.
Average RPI Loss:	106	RECORD	PCT. RANK	GAMES	SCHEDULE	OF SCHEDULE	RPI	RPI	RPI	RPI
DIV. I ONLY	10- 14	226	3- 7	145	216	192	192	15	15	
DIV. I NON-CONF.	6- 7	174	1- 0	141	298	168	168	15	15	
TOTALS	RPI 1-25	RPI 26-50	W-L RECORDS	RPI 51-100	RPI 101-150	RPI 150+				
10- 14	0- 0	0- 0	OVERALL	0- 8	1- 4	9- 2				
4- 6	0- 0	0- 0	HOME	0- 4	1- 0	3- 2				
6- 7	0- 0	0- 0	AWAY	0- 4	0- 3	6- 0				
0- 1	0- 0	0- 0	NEUTRAL	0- 0	0- 1	0- 0				
6- 7	0- 0	0- 0	NON-CONFERENCE	0- 5	0- 1	6- 1				
2- 3	0- 0	0- 0	HOME	0- 2	0- 0	2- 1				
4- 3	0- 0	0- 0	AWAY	0- 3	0- 0	4- 0				
0- 1	0- 0	0- 0	NEUTRAL	0- 0	0- 1	0- 0				
4- 7	0- 0	0- 0	CONFERENCE	0- 3	1- 3	3- 1				
2- 3	0- 0	0- 0	HOME	0- 2	1- 0	1- 1				
2- 4	0- 0	0- 0	AWAY	0- 1	0- 3	2- 0				
0- 0	0- 0	0- 0	NEUTRAL	0- 0	0- 0	0- 0				

RPI 1-25				RPI 26-50				RPI 51-100				RPI 101+				Team's RPI: 192	
RPI	S	Opponent	Score	RPI	S	Opponent	Score	RPI	S	Opponent	Score	RPI	S	Opponent	Score		
								54	A	Fresno St.	52	57	106	A	Long Beach St.	70	74
								64	A	San Diego	54	60	109	A	CSUN	51	82
								77	A	South Dakota	50	86	131	A	UC Riverside	69	77
								82	H	Villanova	43	50	131	H	UC Riverside	58	49
								84	H	Albany (NY)	49	71	144	N	Eastern Mich.	74	78
								87	H	Hawaii	43	54	152	A	New Mexico St.	66	51
								100	A	UC Davis	59	64	153	A	Cal Poly	74	60
								100	H	UC Davis	67	74	153	H	Cal Poly	48	57
													186	H	Montana St.	47	63
													246	A	Weber St.	70	68
													267	H	North Dakota St.	86	79
													269	A	UC Irvine	62	51
													301	A	Denver	78	61
													324	A	Seattle	66	59
													336	H	UC Santa Barbara	54	50
													340	H	UMKC	72	52
LAST 12 Division I GAMES:																	
				153	A	Cal Poly	74	60	336	H	UC Santa Barbara	54	50				
				87	H	Hawaii	43	54	153	H	Cal Poly	48	57				
				100	H	UC Davis	67	74	100	A	UC Davis	59	64				
				109	A	CSUN	51	82	269	A	UC Irvine	62	51				
				131	A	UC Riverside	69	77	131	H	UC Riverside	58	49				
				106	A	Long Beach St.	70	74	324	A	Seattle	66	59				

Non-Div I Games:

Cal St. Fullerton

■ Loss,
 ■ Non-Conf,
 ■ S Site,
 ■ Home
 ■ A Away
 N Neutral

Average RPI Win:	234	WON-LOST	WINNING	LAST 10	STRENGTH OF	OPP. STRENGTH	TEAM	ADJ.	CONF.	ADJ CONF.
Average RPI Loss:	96	RECORD	PCT. RANK	GAMES	SCHEDULE	OF SCHEDULE	RPI	RPI	RPI	RPI
DIV. I ONLY	10- 13	214	6- 4	149	125	194	194	19	19	
DIV. I NON-CONF.	3- 8	263	0- 0	55	53	182	182	16	16	
TOTALS	RPI 1-25	RPI 26-50	W-L RECORDS	RPI 51-100	RPI 101-150	RPI 150+				
10- 13	0- 0	0- 2	OVERALL	0- 6	2- 2	8- 3				
7- 4	0- 0	0- 1	HOME	0- 2	1- 0	6- 1				
3- 8	0- 0	0- 1	AWAY	0- 3	1- 2	2- 2				
0- 1	0- 0	0- 0	NEUTRAL	0- 1	0- 0	0- 0				
3- 8	0- 0	0- 2	NON-CONFERENCE	0- 3	1- 1	2- 2				
2- 2	0- 0	0- 1	HOME	0- 1	0- 0	2- 0				
1- 5	0- 0	0- 1	AWAY	0- 1	1- 1	0- 2				
0- 1	0- 0	0- 0	NEUTRAL	0- 1	0- 0	0- 0				
7- 5	0- 0	0- 0	CONFERENCE	0- 3	1- 1	6- 1				
5- 2	0- 0	0- 0	HOME	0- 1	1- 0	4- 1				
2- 3	0- 0	0- 0	AWAY	0- 2	0- 1	2- 0				
0- 0	0- 0	0- 0	NEUTRAL	0- 0	0- 0	0- 0				

RPI	S	Opponent	Score	RPI	S	Opponent	Score	RPI	S	Opponent	Score	RPI	S	Opponent	Score	Team's RPI: 194
38	A	UALR	48 61	51	A	Oklahoma St.	36 77	107	H	Southern Ill.	61 57	113	A	UNI	56 64	
42	H	Arkansas	50 59	53	H	Arkansas St.	62 78	124	A	Missouri	57 52	128	A	Colorado	59 87	
				55	A	Wichita St.	50 69	159	A	Memphis	63 79	160	A	Oral Roberts	57 70	
				55	H	Wichita St.	59 71	163	H	Indiana St.	74 66	169	H	SIUE	75 69	
				73	A	Drake	89 94	237	H	IUPUI	68 58	244	H	Evansville	56 65	
				74	N	TCU	68 82	298	A	Loyola Chicago	87 57	298	H	Loyola Chicago	83 64	
								313	A	Bradley	78 64	313	H	Bradley	69 61	
								319	H	Illinois St.	58 35					
LAST 12 Division I GAMES:																
298	H	Loyola Chicago	83 64	107	H	Southern Ill.	61 57									
313	H	Bradley	69 61	313	A	Bradley	78 64									
55	A	Wichita St.	50 69	298	A	Loyola Chicago	87 57									
113	A	UNI	56 64	55	H	Wichita St.	59 71									
73	A	Drake	89 94	163	H	Indiana St.	74 66									
319	H	Illinois St.	58 35	244	H	Evansville	56 65									

Non-Div I Games:

Missouri St.

Sacred Heart

Through Games Of Feb. 19, 2015

Average RPI Win:	246	WON-LOST	WINNING	LAST 10	STRENGTH OF	OPP. STRENGTH	TEAM	ADJ.	CONF.	ADJ CONF.
Average RPI Loss:	184	RECORD	PCT. RANK	GAMES	SCHEDULE	OF SCHEDULE	RPI	RPI	RPI	RPI
DIV. I ONLY	12- 10	148	6- 4	260	302	195	195	28	28	
DIV. I NON-CONF.	4- 5	188	0- 0	105	214	137	137	28	28	
TOTALS	RPI 1-25	RPI 26-50	W-L RECORDS	RPI 51-100	RPI 101-150	RPI 150+				
12- 10	0- 0	0- 0	OVERALL	2- 1	1- 2	9- 7				
6- 3	0- 0	0- 0	HOME	0- 0	1- 1	5- 2				
6- 6	0- 0	0- 0	AWAY	2- 0	0- 1	4- 5				
0- 1	0- 0	0- 0	NEUTRAL	0- 1	0- 0	0- 0				
4- 5	0- 0	0- 0	NON-CONFERENCE	2- 1	0- 1	2- 3				
1- 2	0- 0	0- 0	HOME	0- 0	0- 1	1- 1				
3- 2	0- 0	0- 0	AWAY	2- 0	0- 0	1- 2				
0- 1	0- 0	0- 0	NEUTRAL	0- 1	0- 0	0- 0				
8- 5	0- 0	0- 0	CONFERENCE	0- 0	1- 1	7- 4				
5- 1	0- 0	0- 0	HOME	0- 0	1- 0	4- 1				
3- 4	0- 0	0- 0	AWAY	0- 0	0- 1	3- 3				
0- 0	0- 0	0- 0	NEUTRAL	0- 0	0- 0	0- 0				

RPI 1-25			RPI 26-50			RPI 51-100			RPI 101+			Team's RPI: 195
RPI	S	Opponent	Score	RPI	S	Opponent	Score	RPI	S	Opponent	Score	
						76 N Drexel	54 61	104 H Lehigh		77 85		
						78 A Maine	59 58	140 A Bryant		67 71		
						82 A Villanova	72 49	140 H Bryant		70 67		
								162 A Hartford		63 68		
								164 H Central Conn. St.		49 62		
								170 A Robert Morris		65 76		
								176 A Iona		82 80		
								187 H Siena		65 75		
								229 A Brown		56 66		
								296 A St. Francis Brooklyn		53 77		
								296 H St. Francis Brooklyn		71 55		
								297 A Mt. St. Mary's		66 60		
								297 H Mt. St. Mary's		71 64		
								303 H Vermont		76 66		
								312 A LIU Brooklyn		74 77		
								316 A Saint Francis (PA)		101 90		
								316 H Saint Francis (PA)		82 77		
								327 A Wagner		73 59		
								327 H Wagner		73 60		
LAST 12 Division I GAMES:												
297	A	Mt. St. Mary's	66 60	140	A	Bryant	67 71					
296	A	St. Francis Brooklyn	53 77	170	A	Robert Morris	65 76					
327	H	Wagner	73 60	316	A	Saint Francis (PA)	101 90					
140	H	Bryant	70 67	312	A	LIU Brooklyn	74 77					
327	A	Wagner	73 59	316	H	Saint Francis (PA)	82 77					
297	H	Mt. St. Mary's	71 64	164	H	Central Conn. St.	49 62					

Non-Div I Games: Bridgeport 84 41

Sacred Heart

■ Loss,
 ■ Non-Conf,
 ■ S Site,
 ■ Home
 ■ A Away
 N Neutral

Santa Clara

Through Games Of Feb. 19, 2015

Average RPI Win:	226	WON-LOST	WINNING	LAST 10	STRENGTH OF	OPP. STRENGTH	TEAM	ADJ.	CONF.	ADJ CONF.
Average RPI Loss:	96	RECORD	PCT. RANK	GAMES	SCHEDULE	OF SCHEDULE	RPI	RPI	RPI	RPI
DIV. I ONLY	9- 14	237	4- 3	158	86	196	196	9	9	
DIV. I NON-CONF.	4- 4	158	1- 0	283	48	162	162	8	8	
TOTALS	RPI 1-25	RPI 26-50	W-L RECORDS	RPI 51-100	RPI 101-150	RPI 150+				
9- 14	0- 1	0- 3	OVERALL	2- 5	0- 2	7- 3				
3- 6	0- 0	0- 2	HOME	0- 3	0- 0	3- 1				
4- 8	0- 1	0- 1	AWAY	0- 2	0- 2	4- 2				
2- 0	0- 0	0- 0	NEUTRAL	2- 0	0- 0	0- 0				
4- 4	0- 1	0- 0	NON-CONFERENCE	2- 0	0- 2	2- 1				
0- 1	0- 0	0- 0	HOME	0- 0	0- 0	0- 1				
2- 3	0- 1	0- 0	AWAY	0- 0	0- 2	2- 0				
2- 0	0- 0	0- 0	NEUTRAL	2- 0	0- 0	0- 0				
5- 10	0- 0	0- 3	CONFERENCE	0- 5	0- 0	5- 2				
3- 5	0- 0	0- 2	HOME	0- 3	0- 0	3- 0				
2- 5	0- 0	0- 1	AWAY	0- 2	0- 0	2- 2				
0- 0	0- 0	0- 0	NEUTRAL	0- 0	0- 0	0- 0				

RPI 1-25				RPI 26-50				RPI 51-100				RPI 101+ Team's RPI: 196			
RPI	S	Opponent	Score	RPI	S	Opponent	Score	RPI	S	Opponent	Score	RPI	S	Opponent	Score
21	A	Stanford	43 82	39	A	Gonzaga	49 76	58	H	Pacific	59 61	131	A	UC Riverside	69 80
				39	H	Gonzaga	70 78	61	N	LSU	69 67	142	A	Oregon	88 92
				45	H	St. Mary's (CA)	61 62	63	A	BYU	55 84	153	H	Cal Poly	73 79
								63	H	BYU	56 58	179	A	San Francisco	45 62
								64	A	San Diego	59 72	179	H	San Francisco	80 79
								64	H	San Diego	61 64	216	A	Pepperdine	65 54
								100	N	UC Davis	79 76	216	H	Pepperdine	84 66
												282	A	Loyola Marymount	57 82
												290	A	Portland	64 55
												290	H	Portland	83 68
												336	A	UC Santa Barbara	47 33
												345	A	Air Force	85 64
LAST 12 Division I GAMES:															
345	A	Air Force	85 64	64	H	San Diego	61 64	216	A	Pepperdine	65 54	282	A	Loyola Marymount	57 82
216	H	Pepperdine	84 66	216	A	Pepperdine	65 54	179	A	San Francisco	45 62	39	H	Gonzaga	70 78
179	H	San Francisco	80 79	290	A	Portland	83 68	63	H	BYU	56 58	290	H	Portland	83 68
290	A	Portland	64 55												
39	A	Gonzaga	49 76												
63	H	BYU	56 58												

Non-Div I Games: San Fran. St. 87 41

Santa Clara

Loss, Non-Conf, S Site, H Home A Away N Neutral

Average RPI Win: 234	WON-LOST	WINNING	LAST 10	STRENGTH OF	OPP. STRENGTH	TEAM	ADJ.	CONF.	ADJ CONF.
Average RPI Loss: 161	RECORD	PCT. RANK	GAMES	SCHEDULE	OF SCHEDULE	RPI	RPI	RPI	RPI
DIV. I ONLY	14- 11	139	6- 4	262	238	197	197	18	18
DIV. I NON-CONF.	5- 5	158	0- 0	333	248	278	278	20	20
TOTALS	RPI 1-25	RPI 26-50	W-L RECORDS	RPI 51-100	RPI 101-150	RPI 150+			
14- 11	0- 0	0- 0	OVERALL	1- 3	2- 2	11- 6			
9- 4	0- 0	0- 0	HOME	0- 2	1- 0	8- 2			
5- 7	0- 0	0- 0	AWAY	1- 1	1- 2	3- 4			
0- 0	0- 0	0- 0	NEUTRAL	0- 0	0- 0	0- 0			
5- 5	0- 0	0- 0	NON-CONFERENCE	0- 1	0- 2	5- 2			
5- 1	0- 0	0- 0	HOME	0- 1	0- 0	5- 0			
0- 4	0- 0	0- 0	AWAY	0- 0	0- 2	0- 2			
0- 0	0- 0	0- 0	NEUTRAL	0- 0	0- 0	0- 0			
9- 6	0- 0	0- 0	CONFERENCE	1- 2	2- 0	6- 4			
4- 3	0- 0	0- 0	HOME	0- 1	1- 0	3- 2			
5- 3	0- 0	0- 0	AWAY	1- 1	1- 0	3- 2			
0- 0	0- 0	0- 0	NEUTRAL	0- 0	0- 0	0- 0			

RPI S	Opponent	Score	RPI S	Opponent	Score	RPI S	Opponent	Score	RPI S	Opponent	Score	Team's RPI: 197
						66	H Penn	51 60	104	A Lehigh	50 44	
						79	A American	49 59	104	H Lehigh	47 44	
						97	A Army	53 50	119	A Elon	56 69	
						97	H Army	46 58	142	A Oregon	64 72	
									157	A Bucknell	50 51	
									157	H Bucknell	42 44	
									184	H Holy Cross	44 60	
									204	A N.C. A&T	47 52	
									213	A Lafayette	65 60	
									213	H Lafayette	65 52	
									226	H George Mason	84 79	
									228	H Towson	55 51	
									264	A Loyola Maryland	49 55	
									275	H Grand Canyon	60 51	
									279	A Colgate	65 63	
									279	H Colgate	64 52	
									304	H UNC Greensboro	71 64	
									305	A Portland St.	50 56	
									314	A Boston U.	61 55	
									314	H Boston U.	48 40	
									332	H Saint Peter's	71 35	
LAST 12 Division I GAMES:												
104	A Lehigh	50 44	79	A American	49 59							
279	H Colgate	64 52	184	H Holy Cross	44 60							
157	A Bucknell	50 51	104	H Lehigh	47 44							
97	H Army	46 58	279	A Colgate	65 63							
314	H Boston U.	48 40	157	H Bucknell	42 44							
213	A Lafayette	65 60	97	A Army	53 50							

Non-Div I Games: Mary Washington 79 59

Navy

Massachusetts

Through Games Of Feb. 19, 2015

Average RPI Win:	200	WON-LOST	WINNING	LAST 10	STRENGTH OF	OPP. STRENGTH	TEAM	ADJ.	CONF.	ADJ CONF.
Average RPI Loss:	109	RECORD	PCT. RANK	GAMES	SCHEDULE	OF SCHEDULE	RPI	RPI	RPI	RPI
DIV. I ONLY	10- 15	231	3- 7	106	106	198	198	6	6	
DIV. I NON-CONF.	6- 6	158	0- 0	142	144	145	145	6	6	
TOTALS	RPI 1-25	RPI 26-50	W-L RECORDS	RPI 51-100	RPI 101-150	RPI 150+				
10- 15	0- 2	0- 1	OVERALL	2- 4	1- 4	7- 4				
7- 5	0- 1	0- 1	HOME	2- 0	0- 1	5- 2				
3- 8	0- 0	0- 0	AWAY	0- 3	1- 3	2- 2				
0- 2	0- 1	0- 0	NEUTRAL	0- 1	0- 0	0- 0				
6- 6	0- 1	0- 0	NON-CONFERENCE	2- 2	0- 1	4- 2				
4- 1	0- 0	0- 0	HOME	2- 0	0- 0	2- 1				
2- 3	0- 0	0- 0	AWAY	0- 1	0- 1	2- 1				
0- 2	0- 1	0- 0	NEUTRAL	0- 1	0- 0	0- 0				
4- 9	0- 1	0- 1	CONFERENCE	0- 2	1- 3	3- 2				
3- 4	0- 1	0- 1	HOME	0- 0	0- 1	3- 1				
1- 5	0- 0	0- 0	AWAY	0- 2	1- 2	0- 1				
0- 0	0- 0	0- 0	NEUTRAL	0- 0	0- 0	0- 0				

RPI 1-25				RPI 26-50				RPI 51-100				RPI 101+ Team's RPI: 198			
RPI	S	Opponent	Score	RPI	S	Opponent	Score	RPI	S	Opponent	Score	RPI	S	Opponent	Score
13	N	Florida St.	47 73	49	H	Duquesne	49 69	71	N	Ohio	52 59	114	A	Saint Joseph's	65 47
18	H	George Washington	54 69					78	H	Maine	68 60	118	A	Rhode Island	58 70
								79	H	American	71 61	123	A	St. Bonaventure	53 65
								83	A	Fordham	42 65	123	H	St. Bonaventure	57 77
								85	A	Western Mich.	41 63	141	A	Central Mich.	70 72
								91	A	Richmond	44 64	156	H	Saint Louis	67 75
												158	H	Harvard	62 75
												178	A	La Salle	69 71
												178	H	La Salle	71 68
												184	H	Holy Cross	72 61
												226	H	George Mason	85 79
												235	A	Georgia St.	66 71
												249	H	Davidson	60 49
												260	H	UCF	67 62
												314	A	Boston U.	78 57
												317	A	North Texas	56 46
LAST 12 Division I GAMES:															
249	H	Davidson	60 49	91	A	Richmond	44 64								
49	H	Duquesne	49 69	83	A	Fordham	42 65								
226	H	George Mason	85 79	18	H	George Washington	54 69								
178	A	La Salle	69 71	178	H	La Salle	71 68								
118	A	Rhode Island	58 70	114	A	Saint Joseph's	65 47								
123	H	St. Bonaventure	57 77	156	H	Saint Louis	67 75								

Non-Div I Games:

Massachusetts

■ Loss,
■ Non-Conf,
■ S Site,
■ H Home
■ A Away
N Neutral

Average RPI Win:	263	WON-LOST	WINNING	LAST 10	STRENGTH OF	OPP. STRENGTH	TEAM	ADJ.	CONF.	ADJ CONF.
Average RPI Loss:	194	RECORD	PCT. RANK	GAMES	SCHEDULE	OF SCHEDULE	RPI	RPI	RPI	RPI
DIV. I ONLY	17- 8	74	7- 3	340	311	199	199	26	26	
DIV. I NON-CONF.	9- 3	60	0- 0	317	328	133	133	26	26	
TOTALS	RPI 1-25	RPI 26-50	W-L RECORDS	RPI 51-100	RPI 101-150	RPI 150+				
17- 8	0- 0	0- 0	OVERALL	0- 0	2- 3	15- 5				
10- 2	0- 0	0- 0	HOME	0- 0	0- 0	10- 2				
5- 6	0- 0	0- 0	AWAY	0- 0	1- 3	4- 3				
2- 0	0- 0	0- 0	NEUTRAL	0- 0	1- 0	1- 0				
9- 3	0- 0	0- 0	NON-CONFERENCE	0- 0	2- 2	7- 1				
5- 0	0- 0	0- 0	HOME	0- 0	0- 0	5- 0				
2- 3	0- 0	0- 0	AWAY	0- 0	1- 2	1- 1				
2- 0	0- 0	0- 0	NEUTRAL	0- 0	1- 0	1- 0				
8- 5	0- 0	0- 0	CONFERENCE	0- 0	0- 1	8- 4				
5- 2	0- 0	0- 0	HOME	0- 0	0- 0	5- 2				
3- 3	0- 0	0- 0	AWAY	0- 0	0- 1	3- 2				
0- 0	0- 0	0- 0	NEUTRAL	0- 0	0- 0	0- 0				

RPI 1-25			RPI 26-50			RPI 51-100			RPI 101+ Team's RPI: 199		
RPI	S	Opponent	Score	RPI	S	Opponent	Score	RPI	S	Opponent	Score
								102	A	Texas Tech	59 67
								115	N	East Tenn. St.	57 56
								134	A	Kennesaw St.	65 67
								146	A	UT Martin	47 67
								150	A	Alabama	64 62
								166	A	Belmont	66 70
								166	H	Belmont	52 55
								169	A	SIUE	72 69
								183	H	Mercer	67 66
								221	H	Morehead St.	72 64
								223	A	Tennessee St.	63 50
								253	H	Austin Peay	54 57
								265	A	Central Ark.	63 54
								270	H	Eastern Ky.	73 53
								283	A	South Carolina St.	52 55
								287	H	Jackson St.	64 57
								288	H	Ga. Southern	78 52
								302	A	Eastern Ill.	63 66
								309	H	Southeast Mo. St.	70 34
								311	H	Wofford	70 55
								330	H	Murray St.	78 73
								331	H	New Orleans	65 51
								335	A	Tennessee Tech	70 54
								335	H	Tennessee Tech	67 58
								349	N	Charleston So.	70 43
LAST 12 Division I GAMES:											
335	H	Tennessee Tech	67 58	166	A	Belmont	66 70				
166	H	Belmont	52 55	146	A	UT Martin	47 67				
335	A	Tennessee Tech	70 54	309	H	Southeast Mo. St.	70 34				
223	A	Tennessee St.	63 50	330	H	Murray St.	78 73				
270	H	Eastern Ky.	73 53	253	H	Austin Peay	54 57				
221	H	Morehead St.	72 64	302	A	Eastern Ill.	63 66				

Non-Div I Games:

Jacksonville St.

■ Loss,
■ Non-Conf,
■ S Site,
■ H Home
■ A Away
N Neutral

Average RPI Win:	185	WON-LOST	WINNING	LAST 10	STRENGTH OF	OPP. STRENGTH	TEAM	ADJ.	CONF.	ADJ CONF.
Average RPI Loss:	68	RECORD	PCT. RANK	GAMES	SCHEDULE	OF SCHEDULE	RPI	RPI	RPI	RPI
DIV. I ONLY	6- 20	304	3- 7	17	59	200	200	4	4	
DIV. I NON-CONF.	3- 8	263	0- 0	64	233	243	243	2	2	
TOTALS	RPI 1-25	RPI 26-50	W-L RECORDS	RPI 51-100	RPI 101-150	RPI 150+				
6- 20	0- 3	1- 8	OVERALL	1- 4	1- 3	3- 2				
5- 9	0- 2	1- 3	HOME	0- 2	1- 2	3- 0				
1- 9	0- 1	0- 5	AWAY	1- 1	0- 1	0- 1				
0- 2	0- 0	0- 0	NEUTRAL	0- 1	0- 0	0- 1				
3- 8	0- 1	0- 2	NON-CONFERENCE	0- 2	0- 1	3- 2				
3- 4	0- 1	0- 1	HOME	0- 1	0- 1	3- 0				
0- 2	0- 0	0- 1	AWAY	0- 0	0- 0	0- 1				
0- 2	0- 0	0- 0	NEUTRAL	0- 1	0- 0	0- 1				
3- 12	0- 2	1- 6	CONFERENCE	1- 2	1- 2	0- 0				
2- 5	0- 1	1- 2	HOME	0- 1	1- 1	0- 0				
1- 7	0- 1	0- 4	AWAY	1- 1	0- 1	0- 0				
0- 0	0- 0	0- 0	NEUTRAL	0- 0	0- 0	0- 0				

RPI 1-25				RPI 26-50				RPI 51-100				RPI 101+ Team's RPI: 200			
RPI	S	Opponent	Score	RPI	S	Opponent	Score	RPI	S	Opponent	Score	RPI	S	Opponent	Score
5	H	Maryland	62 77	29	A	Syracuse	39 61	52	A	Michigan	53 89	105	H	Michigan St.	67 74
7	A	Iowa	52 77	34	A	Nebraska	45 73	84	H	Albany (NY)	53 54	123	H	St. Bonaventure	54 56
25	H	South Fla.	87 90	35	H	Northwestern	76 75	86	N	Liberty	68 80	135	A	Wisconsin	46 65
				36	A	Rutgers	65 76	90	H	Illinois	76 91	147	H	Indiana	79 75
				36	H	Rutgers	51 71	98	A	Purdue	54 50	162	A	Hartford	57 62
				37	A	Minnesota	64 75					190	N	Samford	56 59
				37	H	Minnesota	77 85					228	H	Towson	71 64
				40	A	Ohio St.	60 69					276	H	Rider	85 51
				44	H	Seton Hall	70 75					327	H	Wagner	96 66
LAST 12 Division I GAMES:															
37	H	Minnesota	77 85	35	H	Northwestern	76 75								
105	H	Michigan St.	67 74	147	H	Indiana	79 75								
98	A	Purdue	54 50	40	A	Ohio St.	60 69								
5	H	Maryland	62 77	34	A	Nebraska	45 73								
36	A	Rutgers	65 76	36	H	Rutgers	51 71								
37	A	Minnesota	64 75	135	A	Wisconsin	46 65								

Non-Div I Games:

Penn St.

■ Loss,
■ Non-Conf,
■ S Site,
■ H Home
■ A Away
N Neutral

Average RPI Win: 272	WON-LOST	WINNING	LAST 10	STRENGTH OF	OPP. STRENGTH	TEAM	ADJ.	CONF.	ADJ CONF.
Average RPI Loss: 122	RECORD	PCT. RANK	GAMES	SCHEDULE	OF SCHEDULE	RPI	RPI	RPI	RPI
DIV. I ONLY	9- 13	228	3- 2	182	225	201	201	21	21
DIV. I NON-CONF.	4- 5	188	1- 1	88	208	91	91	21	21
TOTALS	RPI 1-25	RPI 26-50	W-L RECORDS	RPI 51-100	RPI 101-150	RPI 150+			
9- 13	0- 2	0- 0	OVERALL	0- 1	1- 5	8- 5			
3- 4	0- 0	0- 0	HOME	0- 1	1- 1	2- 2			
5- 9	0- 2	0- 0	AWAY	0- 0	0- 4	5- 3			
1- 0	0- 0	0- 0	NEUTRAL	0- 0	0- 0	1- 0			
4- 5	0- 2	0- 0	NON-CONFERENCE	0- 1	0- 2	4- 0			
0- 1	0- 0	0- 0	HOME	0- 1	0- 0	0- 0			
3- 4	0- 2	0- 0	AWAY	0- 0	0- 2	3- 0			
1- 0	0- 0	0- 0	NEUTRAL	0- 0	0- 0	1- 0			
5- 8	0- 0	0- 0	CONFERENCE	0- 0	1- 3	4- 5			
3- 3	0- 0	0- 0	HOME	0- 0	1- 1	2- 2			
2- 5	0- 0	0- 0	AWAY	0- 0	0- 2	2- 3			
0- 0	0- 0	0- 0	NEUTRAL	0- 0	0- 0	0- 0			

RPI	S	Opponent	Score	RPI	S	Opponent	Score	RPI	S	Opponent	Score	RPI	S	Opponent	Score	Team's RPI: 201
2	A	Baylor	70 88					64	H	San Diego	52 58	109	A	CSUN	50 67	
9	A	Oregon St.	53 75									112	H	Montana	74 87	
												116	A	Toledo	67 80	
												120	A	North Dakota	62 68	
												143	A	Eastern Wash.	65 71	
												143	H	Eastern Wash.	71 58	
												154	A	Sacramento St.	84 92	
												154	H	Sacramento St.	89 107	
												174	A	Northern Colo.	52 70	
												186	H	Montana St.	65 76	
												208	A	Wyoming	77 66	
												245	A	Idaho St.	50 71	
												246	A	Weber St.	67 60	
												273	H	Northern Ariz.	78 43	
												305	A	Portland St.	69 49	
												305	H	Portland St.	77 49	
												309	N	Southeast Mo. St.	78 62	
												324	A	Seattle	65 50	
												336	A	UC Santa Barbara	47 44	
LAST 12 Division I GAMES:																
208	A	Wyoming	77 66	186	H	Montana St.	65 76									
64	H	San Diego	52 58	143	H	Eastern Wash.	71 58									
273	H	Northern Ariz.	78 43	174	A	Northern Colo.	52 70									
154	A	Sacramento St.	84 92	120	A	North Dakota	62 68									
305	A	Portland St.	69 49	305	H	Portland St.	77 49									
112	H	Montana	74 87	154	H	Sacramento St.	89 107									

Non-Div I Games: Multnomah 104 19 Lewis-Clark St. 74 48

Idaho

RadfordRadford

Radford

Page 202

Average RPI Win:	253	WON-LOST	WINNING	LAST 10	STRENGTH OF	OPP. STRENGTH	TEAM	ADJ.	CONF.	ADJ CONF.
Average RPI Loss:	128	RECORD	PCT. RANK	GAMES	SCHEDULE	OF SCHEDULE	RPI	RPI	RPI	RPI
DIV. I ONLY	14- 11	139	7- 3	300	143	203	203	17	17	
DIV. I NON-CONF.	6- 5	145	0- 0	347	171	272	272	17	17	
TOTALS	RPI 1-25	RPI 26-50	W-L RECORDS	RPI 51-100	RPI 101-150	RPI 150+				
14- 11	0- 1	0- 2	OVERALL	1- 2	1- 1	12- 5				
9- 3	0- 0	0- 1	HOME	1- 1	0- 1	8- 0				
4- 8	0- 1	0- 1	AWAY	0- 1	1- 0	3- 5				
1- 0	0- 0	0- 0	NEUTRAL	0- 0	0- 0	1- 0				
6- 5	0- 1	0- 0	NON-CONFERENCE	0- 1	0- 0	6- 3				
4- 1	0- 0	0- 0	HOME	0- 1	0- 0	4- 0				
1- 4	0- 1	0- 0	AWAY	0- 0	0- 0	1- 3				
1- 0	0- 0	0- 0	NEUTRAL	0- 0	0- 0	1- 0				
8- 6	0- 0	0- 2	CONFERENCE	1- 1	1- 1	6- 2				
5- 2	0- 0	0- 1	HOME	1- 0	0- 1	4- 0				
3- 4	0- 0	0- 1	AWAY	0- 1	1- 0	2- 2				
0- 0	0- 0	0- 0	NEUTRAL	0- 0	0- 0	0- 0				

RPI 1-25				RPI 26-50				RPI 51-100				RPI 101+				Team's RPI: 203	
RPI	S	Opponent	Score	RPI	S	Opponent	Score	RPI	S	Opponent	Score	RPI	S	Opponent	Score		
13	A	Florida St.	62 92	33	A	Western Ky.	51 59	81	A	Southern Miss.	39 44	111	A	Louisiana Tech	63 54		
				50	H	Middle Tenn.	68 76	81	H	Southern Miss.	62 49	111	H	Louisiana Tech	55 61		
								91	H	Richmond	65 71	161	A	Old Dominion	46 58		
												167	A	Arizona	44 49		
												177	H	UTSA	73 57		
												190	A	Samford	41 70		
												218	A	Charlotte	60 52		
												231	A	Fla. Atlantic	56 66		
												243	H	UTEP	67 52		
												247	H	Lipscomb	72 54		
												258	H	Rice	75 59		
												269	N	UC Irvine	69 65		
												282	A	Loyola Marymount	61 66		
												298	A	Loyola Chicago	61 51		
												317	H	North Texas	74 40		
												318	H	South Ala.	73 43		
												329	H	Alcorn	57 43		
												333	A	FIU	68 45		
												341	H	Ark.-Pine Bluff	65 56		
LAST 12 Division I GAMES:																	
				33	A	Western Ky.	51 59					243	H	UTEP	67 52		
				258	H	Rice	75 59					161	A	Old Dominion	46 58		
				317	H	North Texas	74 40					218	A	Charlotte	60 52		
				81	A	Southern Miss.	39 44					81	H	Southern Miss.	62 49		
				111	A	Louisiana Tech	63 54					111	H	Louisiana Tech	55 61		
				177	H	UTSA	73 57					333	A	FIU	68 45		

Non-Div I Games:

UAB

■ Loss,
 ■ Non-Conf,
 S Site,
 ■ Home
 ■ Away
 N Neutral

Average RPI Win:	283	WON-LOST	WINNING	LAST 10	STRENGTH OF	OPP. STRENGTH	TEAM	ADJ.	CONF.	ADJ CONF.
Average RPI Loss:	142	RECORD	PCT. RANK	GAMES	SCHEDULE	OF SCHEDULE	RPI	RPI	RPI	RPI
DIV. I ONLY	13- 10	134	7- 3	313	285	204	204	31	31	
DIV. I NON-CONF.	5- 6	177	0- 1	188	113	170	170	29	29	
TOTALS	RPI 1-25	RPI 26-50	W-L RECORDS	RPI 51-100	RPI 101-150	RPI 150+				
13- 10	0- 1	0- 1	OVERALL	0- 2	0- 2	13- 4				
6- 2	0- 0	0- 0	HOME	0- 0	0- 0	6- 2				
5- 8	0- 1	0- 1	AWAY	0- 2	0- 2	5- 2				
2- 0	0- 0	0- 0	NEUTRAL	0- 0	0- 0	2- 0				
5- 6	0- 1	0- 1	NON-CONFERENCE	0- 1	0- 2	5- 1				
2- 1	0- 0	0- 0	HOME	0- 0	0- 0	2- 1				
1- 5	0- 1	0- 1	AWAY	0- 1	0- 2	1- 0				
2- 0	0- 0	0- 0	NEUTRAL	0- 0	0- 0	2- 0				
8- 4	0- 0	0- 0	CONFERENCE	0- 1	0- 0	8- 3				
4- 1	0- 0	0- 0	HOME	0- 0	0- 0	4- 1				
4- 3	0- 0	0- 0	AWAY	0- 1	0- 0	4- 2				
0- 0	0- 0	0- 0	NEUTRAL	0- 0	0- 0	0- 0				

RPI 1-25				RPI 26-50				RPI 51-100				RPI 101+ Team's RPI: 204			
RPI	S	Opponent	Score	RPI	S	Opponent	Score	RPI	S	Opponent	Score	RPI	S	Opponent	Score
11	A	Duke	36 87	26	A	Chattanooga	43 58	81	A	Southern Miss.	48 72	125	A	VCU	51 60
								93	A	Hampton	48 54	148	A	Appalachian St.	70 72
												160	N	Oral Roberts	47 38
												168	H	William & Mary	57 59
												172	A	Savannah St.	53 48
												172	H	Savannah St.	56 59
												197	H	Navy	52 47
												249	A	Davidson	62 57
												261	A	Bethune-Cookman	52 46
												272	A	Norfolk St.	75 76
												283	H	South Carolina St.	59 48
												325	H	UNC Asheville	63 46
												328	A	UMES	43 58
												334	A	Florida A&M	67 48
												335	N	Tennessee Tech	54 49
												337	H	N.C. Central	58 33
												338	H	Coppin St.	67 49
												344	A	Howard	80 69
												347	H	Delaware St.	79 38
LAST 12 Division I GAMES:															
261	A	Bethune-Cookman	52 46	272	A	Norfolk St.	75 76								
334	A	Florida A&M	67 48	93	A	Hampton	48 54								
337	H	N.C. Central	58 33	283	H	South Carolina St.	59 48								
172	A	Savannah St.	53 48	172	H	Savannah St.	56 59								
338	H	Coppin St.	67 49	11	A	Duke	36 87								
347	H	Delaware St.	79 38	125	A	VCU	51 60								

Non-Div I Games: Guilford 87 41 Johnson C. Smith 76 45

N.C. A&T

■ Loss,
 ■ Non-Conf,
 ■ S Site,
 ■ Home
 ■ A Away
 N Neutral

Wake Forest

Through Games Of Feb. 19, 2015

Average RPI Win:	239	WON-LOST	WINNING	LAST 10	STRENGTH OF	OPP. STRENGTH	TEAM	ADJ.	CONF.	ADJ CONF.
Average RPI Loss:	63	RECORD	PCT. RANK	GAMES	SCHEDULE	OF SCHEDULE	RPI	RPI	RPI	RPI
DIV. I ONLY	10- 18	258	1- 9	67	42	205	205	2	2	
DIV. I NON-CONF.	9- 5	102	0- 0	265	184	187	187	3	3	
TOTALS	RPI 1-25	RPI 26-50	W-L RECORDS	RPI 51-100	RPI 101-150	RPI 150+				
10- 18	0- 7	0- 2	OVERALL	1- 5	1- 2	8- 2				
8- 7	0- 2	0- 1	HOME	1- 2	0- 1	7- 1				
0- 10	0- 4	0- 1	AWAY	0- 3	0- 1	0- 1				
2- 1	0- 1	0- 0	NEUTRAL	0- 0	1- 0	1- 0				
9- 5	0- 1	0- 0	NON-CONFERENCE	1- 2	1- 1	7- 1				
7- 2	0- 0	0- 0	HOME	1- 0	0- 1	6- 1				
0- 2	0- 0	0- 0	AWAY	0- 2	0- 0	0- 0				
2- 1	0- 1	0- 0	NEUTRAL	0- 0	1- 0	1- 0				
1- 13	0- 6	0- 2	CONFERENCE	0- 3	0- 1	1- 1				
1- 5	0- 2	0- 1	HOME	0- 2	0- 0	1- 0				
0- 8	0- 4	0- 1	AWAY	0- 1	0- 1	0- 1				
0- 0	0- 0	0- 0	NEUTRAL	0- 0	0- 0	0- 0				

RPI 1-25				RPI 26-50				RPI 51-100				RPI 101+ Team's RPI: 205			
RPI	S	Opponent	Score	RPI	S	Opponent	Score	RPI	S	Opponent	Score	RPI	S	Opponent	Score
3	A	Notre Dame	63 92	28	H	Pittsburgh	41 65	52	A	Michigan	69 83	110	A	Virginia	70 72
8	H	Louisville	68 79	29	A	Syracuse	62 73	75	A	North Carolina St.	55 71	112	N	Montana	73 60
11	A	Duke	63 70					75	H	North Carolina St.	70 78	124	H	Missouri	64 79
11	H	Duke	53 70					79	H	American	77 64	165	H	Clemson	64 62
13	A	Florida St.	80 110					91	A	Richmond	72 79	167	H	Arizona	69 72
15	A	North Carolina	45 83					99	H	Boston College	74 75	206	A	Virginia Tech	59 76
17	N	Princeton	55 72									218	N	Charlotte	65 58
												228	H	Towson	74 64
												263	H	Marquette	89 77
												307	H	Western Caro.	77 59
												335	H	Tennessee Tech	89 62
												338	H	Coppin St.	65 54
												346	H	Longwood	64 60
LAST 12 Division I GAMES:															
15	A	North Carolina	45 83	165	H	Clemson	64 62								
28	H	Pittsburgh	41 65	13	A	Florida St.	80 110								
99	H	Boston College	74 75	206	A	Virginia Tech	59 76								
75	A	North Carolina St.	55 71	75	H	North Carolina St.	70 78								
11	H	Duke	53 70	29	A	Syracuse	62 73								
3	A	Notre Dame	63 92	8	H	Louisville	68 79								

Non-Div I Games:

Wake Forest

■ Loss,
 ■ Non-Conf, S Site,
 ■ Home
 ■ Away
 N Neutral

Average RPI Win:	246	WON-LOST	WINNING	LAST 10	STRENGTH OF	OPP. STRENGTH	TEAM	ADJ.	CONF.	ADJ CONF.
Average RPI Loss:	72	RECORD	PCT. RANK	GAMES	SCHEDULE	OF SCHEDULE	RPI	RPI	RPI	RPI
DIV. I ONLY	10- 17	248	1- 9	54	72	206	206	2	2	
DIV. I NON-CONF.	9- 4	84	0- 0	249	327	179	179	3	3	
TOTALS	RPI 1-25	RPI 26-50	W-L RECORDS	RPI 51-100	RPI 101-150	RPI 150+				
10- 17	0- 5	0- 5	OVERALL	0- 2	2- 1	8- 4				
9- 9	0- 4	0- 3	HOME	0- 0	2- 1	7- 1				
1- 8	0- 1	0- 2	AWAY	0- 2	0- 0	1- 3				
0- 0	0- 0	0- 0	NEUTRAL	0- 0	0- 0	0- 0				
9- 4	0- 0	0- 1	NON-CONFERENCE	0- 0	2- 0	7- 3				
8- 2	0- 0	0- 1	HOME	0- 0	2- 0	6- 1				
1- 2	0- 0	0- 0	AWAY	0- 0	0- 0	1- 2				
0- 0	0- 0	0- 0	NEUTRAL	0- 0	0- 0	0- 0				
1- 13	0- 5	0- 4	CONFERENCE	0- 2	0- 1	1- 1				
1- 7	0- 4	0- 2	HOME	0- 0	0- 1	1- 0				
0- 6	0- 1	0- 2	AWAY	0- 2	0- 0	0- 1				
0- 0	0- 0	0- 0	NEUTRAL	0- 0	0- 0	0- 0				

RPI 1-25			RPI 26-50			RPI 51-100			RPI 101+ Team's RPI: 206		
RPI	S	Opponent	Score	RPI	S	Opponent	Score	RPI	S	Opponent	Score
3	H	Notre Dame	50 74	28	A	Pittsburgh	35 53	75	A	North Carolina St.	59 73
8	H	Louisville	49 69	29	H	Syracuse	51 59	95	A	Georgia Tech	71 79
11	A	Duke	40 65	35	H	Northwestern	45 70				
13	H	Florida St.	44 59	47	A	Miami (FL)	39 42				
15	H	North Carolina	52 74	47	H	Miami (FL)	45 62				
LAST 12 Division I GAMES:											
8	H	Louisville	49 69	3	H	Notre Dame	50 74				
29	H	Syracuse	51 59	205	H	Wake Forest	76 59				
28	A	Pittsburgh	35 53	13	H	Florida St.	44 59				
15	H	North Carolina	52 74	11	A	Duke	40 65				
47	A	Miami (FL)	39 42	47	H	Miami (FL)	45 62				
95	A	Georgia Tech	71 79	75	A	North Carolina St.	59 73				

Non-Div I Games:

Virginia Tech

■ Loss,
 ■ Non-Conf,
 ■ S Site,
 ■ H Home
 ■ A Away
 N Neutral

La.-Monroe

Through Games Of Feb. 19, 2015

Average RPI Win:	232	WON-LOST	WINNING	LAST 10	STRENGTH OF	OPP. STRENGTH	TEAM	ADJ.	CONF.	ADJ CONF.
Average RPI Loss:	132	RECORD	PCT. RANK	GAMES	SCHEDULE	OF SCHEDULE	RPI	RPI	RPI	RPI
DIV. I ONLY	7- 14	263	5- 5	63	253	207	207	14	14	
DIV. I NON-CONF.	1- 5	311	0- 0	17	347	231	231	14	14	
TOTALS	RPI 1-25	RPI 26-50	W-L RECORDS	RPI 51-100	RPI 101-150	RPI 150+				
7- 14	0- 0	0- 3	OVERALL	0- 2	1- 6	6- 3				
4- 5	0- 0	0- 1	HOME	0- 1	0- 3	4- 0				
3- 8	0- 0	0- 2	AWAY	0- 1	1- 3	2- 2				
0- 1	0- 0	0- 0	NEUTRAL	0- 0	0- 0	0- 1				
1- 5	0- 0	0- 1	NON-CONFERENCE	0- 1	0- 1	1- 2				
1- 0	0- 0	0- 0	HOME	0- 0	0- 0	1- 0				
0- 4	0- 0	0- 1	AWAY	0- 1	0- 1	0- 1				
0- 1	0- 0	0- 0	NEUTRAL	0- 0	0- 0	0- 1				
6- 9	0- 0	0- 2	CONFERENCE	0- 1	1- 5	5- 1				
3- 5	0- 0	0- 1	HOME	0- 1	0- 3	3- 0				
3- 4	0- 0	0- 1	AWAY	0- 0	1- 2	2- 1				
0- 0	0- 0	0- 0	NEUTRAL	0- 0	0- 0	0- 0				

RPI 1-25				RPI 26-50				RPI 51-100				RPI 101+				Team's RPI: 207	
RPI	S	Opponent	Score	RPI	S	Opponent	Score	RPI	S	Opponent	Score	RPI	S	Opponent	Score		
				30	A	Mississippi St.	46 80	53	H	Arkansas St.	57 77	133	A	Texas St.	64 70		
				38	A	UALR	44 68	55	A	Wichita St.	42 57	137	A	Troy	51 90		
				38	H	UALR	41 79					137	H	Troy	77 82		
												138	A	Stephen F. Austin	54 82		
												145	A	La.-Lafayette	67 60		
												145	H	La.-Lafayette	65 68		
												148	H	Appalachian St.	54 55		
												188	A	Texas-Arlington	63 51		
												188	H	Texas-Arlington	56 51		
												211	H	McNeese St.	66 63		
												226	N	George Mason	53 65		
												235	A	Georgia St.	72 80		
												288	A	Ga. Southern	58 50		
												288	H	Ga. Southern	72 66		
												318	H	South Ala.	55 53		
												329	A	Alcorn	53 62		
LAST 12 Division I GAMES:																	
				148	H	Appalachian St.	54 55	288	H	Ga. Southern	72 66						
				145	H	La.-Lafayette	65 68	188	H	Texas-Arlington	56 51						
				288	A	Ga. Southern	58 50	145	A	La.-Lafayette	67 60						
				38	A	UALR	44 68	38	H	UALR	41 79						
				318	H	South Ala.	55 53	137	H	Troy	77 82						
				137	A	Troy	51 90	133	A	Texas St.	64 70						

Non-Div I Games: Southern Ark. 78 67 LSU-Alexandria 94 49 William Carey 68 35

La.-Monroe

Loss, Non-Conf, S Site, H Home A Away N Neutral

Average RPI Win:	254	WON-LOST	WINNING	LAST 10	STRENGTH OF	OPP. STRENGTH	TEAM	ADJ.	CONF.	ADJ CONF.
Average RPI Loss:	125	RECORD	PCT. RANK	GAMES	SCHEDULE	OF SCHEDULE	RPI	RPI	RPI	RPI
DIV. I ONLY	11- 11	174	6- 4	246	192	208	208	22	22	
DIV. I NON-CONF.	3- 5	215	0- 0	212	154	234	234	19	19	
TOTALS	RPI 1-25	RPI 26-50	W-L RECORDS	RPI 51-100	RPI 101-150	RPI 150+				
11- 11	0- 0	0- 2	OVERALL	0- 3	2- 2	9- 4				
6- 4	0- 0	0- 1	HOME	0- 2	0- 0	6- 1				
4- 6	0- 0	0- 0	AWAY	0- 1	2- 2	2- 3				
1- 1	0- 0	0- 1	NEUTRAL	0- 0	0- 0	1- 0				
3- 5	0- 0	0- 2	NON-CONFERENCE	0- 0	1- 1	2- 2				
1- 2	0- 0	0- 1	HOME	0- 0	0- 0	1- 1				
1- 2	0- 0	0- 0	AWAY	0- 0	1- 1	0- 1				
1- 1	0- 0	0- 1	NEUTRAL	0- 0	0- 0	1- 0				
8- 6	0- 0	0- 0	CONFERENCE	0- 3	1- 1	7- 2				
5- 2	0- 0	0- 0	HOME	0- 2	0- 0	5- 0				
3- 4	0- 0	0- 0	AWAY	0- 1	1- 1	2- 2				
0- 0	0- 0	0- 0	NEUTRAL	0- 0	0- 0	0- 0				

RPI S	Opponent	Score	RPI S	Opponent	Score	RPI S	Opponent	Score	RPI S	Opponent	Score	Team's RPI: 208
39	H Gonzaga	56 70	54	H Fresno St.	65 66	112	A Montana	60 54				
46	N Iowa St.	63 84	69	A Colorado St.	58 67	128	A Colorado	71 76				
			69	H Colorado St.	55 58	130	A New Mexico	54 60				
						149	A Boise St.	64 59				
						186	A Montana St.	52 79				
						201	H Idaho	66 77				
						225	A San Diego St.	54 57				
						225	H San Diego St.	74 66				
						227	A UNLV	55 58				
						248	A San Jose St.	71 61				
						248	H San Jose St.	96 60				
						266	H Utah St.	86 51				
						278	A Nevada	61 45				
						278	H Nevada	77 54				
						301	H Denver	82 41				
						344	N Howard	67 53				
						345	H Air Force	74 51				
LAST 12 Division I GAMES:												
278	H Nevada	77 54	266	H Utah St.	86 51							
248	A San Jose St.	71 61	130	A New Mexico	54 60							
225	H San Diego St.	74 66	54	H Fresno St.	65 66							
345	H Air Force	74 51	225	A San Diego St.	54 57							
69	A Colorado St.	58 67	149	A Boise St.	64 59							
278	A Nevada	61 45	69	H Colorado St.	55 58							

Non-Div I Games: Western St. 104 29 South Dakota Mines 77 41

Wyoming

Loss, Non-Conf, S Site, H Home A Away N Neutral

New Hampshire

Through Games Of Feb. 19, 2015

Average RPI Win:	263	WON-LOST	WINNING	LAST 10	STRENGTH OF	OPP. STRENGTH	TEAM	ADJ.	CONF.	ADJ CONF.
Average RPI Loss:	148	RECORD	PCT. RANK	GAMES	SCHEDULE	OF SCHEDULE	RPI	RPI	RPI	RPI
DIV. I ONLY	15- 10	109	5- 5	323	234	209	209	23	23	
DIV. I NON-CONF.	7- 4	107	0- 0	334	259	203	203	24	24	
TOTALS	RPI 1-25	RPI 26-50	W-L RECORDS	RPI 51-100	RPI 101-150	RPI 150+				
15- 10	0- 0	0- 0	OVERALL	0- 5	0- 1	15- 4				
7- 5	0- 0	0- 0	HOME	0- 1	0- 1	7- 3				
8- 5	0- 0	0- 0	AWAY	0- 4	0- 0	8- 1				
0- 0	0- 0	0- 0	NEUTRAL	0- 0	0- 0	0- 0				
7- 4	0- 0	0- 0	NON-CONFERENCE	0- 2	0- 1	7- 1				
3- 2	0- 0	0- 0	HOME	0- 0	0- 1	3- 1				
4- 2	0- 0	0- 0	AWAY	0- 2	0- 0	4- 0				
0- 0	0- 0	0- 0	NEUTRAL	0- 0	0- 0	0- 0				
8- 6	0- 0	0- 0	CONFERENCE	0- 3	0- 0	8- 3				
4- 3	0- 0	0- 0	HOME	0- 1	0- 0	4- 2				
4- 3	0- 0	0- 0	AWAY	0- 2	0- 0	4- 1				
0- 0	0- 0	0- 0	NEUTRAL	0- 0	0- 0	0- 0				

RPI S	Opponent	Score	RPI S	Opponent	Score	RPI S	Opponent	Score	RPI S	Opponent	Score	Team's RPI: 209
						66	A Penn	39 74	140	H Bryant	54 57	
						78	A Maine	56 87	162	A Hartford	65 63	
						84	A Albany (NY)	65 76	162	H Hartford	55 50	
						84	H Albany (NY)	48 74	164	H Central Conn. St.	58 64	
						99	A Boston College	58 64	173	H Dartmouth	60 44	
									185	A Stony Brook	60 52	
									185	H Stony Brook	52 60	
									229	H Brown	60 57	
									232	H UMass Lowell	58 51	
									274	A UMBC	55 69	
									274	H UMBC	67 45	
									293	A Northeastern	63 62	
									303	A Vermont	64 56	
									303	H Vermont	60 63	
									308	H NJIT	61 56	
									314	A Boston U.	67 55	
									321	A Binghamton	76 58	
									321	H Binghamton	73 68	
									322	A Manhattan	58 54	
									344	A Howard	78 68	
LAST 12 Division I GAMES:												
162	H Hartford	55 50	78	A Maine	56 87							
321	A Binghamton	76 58	162	A Hartford	65 63							
303	H Vermont	60 63	232	H UMass Lowell	58 51							
274	A UMBC	55 69	321	H Binghamton	73 68							
84	H Albany (NY)	48 74	303	A Vermont	64 56							
185	H Stony Brook	52 60	274	H UMBC	67 45							

Non-Div I Games: Daniel Webster 84 32

New Hampshire

Loss, Non-Conf, S Site, H Home A Away N Neutral

Winthrop

Through Games Of Feb. 19, 2015

Average RPI Win:	268	WON-LOST	WINNING	LAST 10	STRENGTH OF	OPP. STRENGTH	TEAM	ADJ.	CONF.	ADJ CONF.
Average RPI Loss:	179	RECORD	PCT. RANK	GAMES	SCHEDULE	OF SCHEDULE	RPI	RPI	RPI	RPI
DIV. I ONLY	14- 11	139	7- 3	284	316	210	210	29	29	
DIV. I NON-CONF.	3- 5	215	0- 0	134	69	185	185	32	32	
TOTALS	RPI 1-25	RPI 26-50	W-L RECORDS	RPI 51-100	RPI 101-150	RPI 150+				
14- 11	0- 1	0- 1	OVERALL	1- 1	0- 1	13- 7				
10- 2	0- 0	0- 0	HOME	1- 0	0- 1	9- 1				
4- 8	0- 1	0- 1	AWAY	0- 1	0- 0	4- 5				
0- 1	0- 0	0- 0	NEUTRAL	0- 0	0- 0	0- 1				
3- 5	0- 1	0- 1	NON-CONFERENCE	0- 1	0- 1	3- 1				
2- 1	0- 0	0- 0	HOME	0- 0	0- 1	2- 0				
1- 3	0- 1	0- 1	AWAY	0- 1	0- 0	1- 0				
0- 1	0- 0	0- 0	NEUTRAL	0- 0	0- 0	0- 1				
11- 6	0- 0	0- 0	CONFERENCE	1- 0	0- 0	10- 6				
8- 1	0- 0	0- 0	HOME	1- 0	0- 0	7- 1				
3- 5	0- 0	0- 0	AWAY	0- 0	0- 0	3- 5				
0- 0	0- 0	0- 0	NEUTRAL	0- 0	0- 0	0- 0				

RPI 1-25				RPI 26-50				RPI 51-100				RPI 101+ Team's RPI: 210			
RPI	S	Opponent	Score	RPI	S	Opponent	Score	RPI	S	Opponent	Score	RPI	S	Opponent	Score
1	A	Tennessee	48 81	40	A	Ohio St.	52 66	55	A	Wichita St.	20 66	136	H	Furman	55 73
								86	H	Liberty	63 58	191	H	Auburn	56 54
												193	A	High Point	55 81
												193	H	High Point	91 74
												202	A	Radford	47 55
												202	H	Radford	66 45
												219	A	Campbell	52 62
												219	H	Campbell	61 59
												226	N	George Mason	57 69
												239	H	Presbyterian	54 51
												249	H	Davidson	75 60
												289	A	Gardner-Webb	62 75
												289	H	Gardner-Webb	65 79
												320	A	Coastal Caro.	62 81
												325	A	UNC Asheville	57 54
												325	H	UNC Asheville	75 55
												337	A	N.C. Central	71 63
												346	A	Longwood	63 62
												346	H	Longwood	81 48
												349	A	Charleston So.	79 50
												349	H	Charleston So.	77 40
LAST 12 Division I GAMES:															
202	H	Radford	66 45	349	H	Charleston So.	77 40								
289	A	Gardner-Webb	62 75	239	H	Presbyterian	54 51								
193	H	High Point	91 74	86	H	Liberty	63 58								
325	A	UNC Asheville	57 54	320	A	Coastal Caro.	62 81								
219	A	Campbell	52 62	202	A	Radford	47 55								
346	A	Longwood	63 62	193	A	High Point	55 81								

Non-Div I Games: Gallaudet 117 43

Winthrop

■ Loss,
 ■ Non-Conf,
 ■ S Site,
 ■ H Home
 ■ A Away
 N Neutral

Average RPI Win:	252	WON-LOST	WINNING	LAST 10	STRENGTH OF	OPP. STRENGTH	TEAM	ADJ.	CONF.	ADJ CONF.
Average RPI Loss:	185	RECORD	PCT. RANK	GAMES	SCHEDULE	OF SCHEDULE	RPI	RPI	RPI	RPI
DIV. I ONLY	11- 10	162	7- 3	295	257	211	211	27	27	
DIV. I NON-CONF.	2- 5	259	0- 0	41	44	189	189	27	27	
TOTALS	RPI 1-25	RPI 26-50	W-L RECORDS	RPI 51-100	RPI 101-150	RPI 150+				
11- 10	0- 2	0- 1	OVERALL	1- 0	1- 0	9- 7				
7- 2	0- 0	0- 1	HOME	1- 0	1- 0	5- 1				
4- 8	0- 2	0- 0	AWAY	0- 0	0- 0	4- 6				
0- 0	0- 0	0- 0	NEUTRAL	0- 0	0- 0	0- 0				
2- 5	0- 2	0- 1	NON-CONFERENCE	1- 0	0- 0	1- 2				
2- 1	0- 0	0- 1	HOME	1- 0	0- 0	1- 0				
0- 4	0- 2	0- 0	AWAY	0- 0	0- 0	0- 2				
0- 0	0- 0	0- 0	NEUTRAL	0- 0	0- 0	0- 0				
9- 5	0- 0	0- 0	CONFERENCE	0- 0	1- 0	8- 5				
5- 1	0- 0	0- 0	HOME	0- 0	1- 0	4- 1				
4- 4	0- 0	0- 0	AWAY	0- 0	0- 0	4- 4				
0- 0	0- 0	0- 0	NEUTRAL	0- 0	0- 0	0- 0				

RPI 1-25				RPI 26-50				RPI 51-100				RPI 101+ Team's RPI: 211			
RPI	S	Opponent	Score	RPI	S	Opponent	Score	RPI	S	Opponent	Score	RPI	S	Opponent	Score
19	A	Texas A&M	27 93	48	H	Tulane	55 75	81	H	Southern Miss.	57 55	138	H	Stephen F. Austin	73 67
24	A	Texas	59 76									189	H	Texas Southern	74 70
												207	A	La.-Monroe	63 66
												220	A	Northwestern St.	54 75
												220	H	Northwestern St.	68 57
												222	A	Nicholls St.	59 70
												254	H	Abilene Christian	59 75
												258	A	Rice	55 57
												265	A	Central Ark.	65 63
												268	A	A&M-Corpus Christi	65 76
												284	H	Houston Baptist	60 57
												291	A	Sam Houston St.	79 74
												315	A	Southeastern La.	78 57
												315	H	Southeastern La.	66 62
												331	A	New Orleans	86 90
												331	H	New Orleans	82 58
												339	A	Incarnate Word	104 101
LAST 12 Division I GAMES:															
265	A	Central Ark.	65 63	315	A	Southeastern La.	78 57								
220	H	Northwestern St.	68 57	220	A	Northwestern St.	54 75								
315	H	Southeastern La.	66 62	339	A	Incarnate Word	104 101								
222	A	Nicholls St.	59 70	291	A	Sam Houston St.	79 74								
331	A	New Orleans	86 90	254	H	Abilene Christian	59 75								
331	H	New Orleans	82 58	268	A	A&M-Corpus Christi	65 76								

Non-Div I Games: Centenary (LA) 86 35 Wiley 67 66 LSU-Alexandria 79 70 Louisiana Col. 83 61
McNeese St.

USC Upstate

Through Games Of Feb. 19, 2015

Average RPI Win:	270	WON-LOST	WINNING	LAST 10	STRENGTH OF	OPP. STRENGTH	TEAM	ADJ.	CONF.	ADJ CONF.
Average RPI Loss:	135	RECORD	PCT. RANK	GAMES	SCHEDULE	OF SCHEDULE	RPI	RPI	RPI	RPI
DIV. I ONLY	11- 13	203	5- 5	236	202	212	212	11	11	
DIV. I NON-CONF.	6- 7	174	0- 1	323	252	247	247	12	12	
TOTALS	RPI 1-25	RPI 26-50	W-L RECORDS	RPI 51-100	RPI 101-150	RPI 150+				
11- 13	0- 2	0- 3	OVERALL	0- 0	0- 4	11- 4				
8- 2	0- 0	0- 1	HOME	0- 0	0- 1	8- 0				
3- 11	0- 2	0- 2	AWAY	0- 0	0- 3	3- 4				
0- 0	0- 0	0- 0	NEUTRAL	0- 0	0- 0	0- 0				
6- 7	0- 1	0- 1	NON-CONFERENCE	0- 0	0- 2	6- 3				
5- 0	0- 0	0- 0	HOME	0- 0	0- 0	5- 0				
1- 7	0- 1	0- 1	AWAY	0- 0	0- 2	1- 3				
0- 0	0- 0	0- 0	NEUTRAL	0- 0	0- 0	0- 0				
5- 6	0- 1	0- 2	CONFERENCE	0- 0	0- 2	5- 1				
3- 2	0- 0	0- 1	HOME	0- 0	0- 1	3- 0				
2- 4	0- 1	0- 1	AWAY	0- 0	0- 1	2- 1				
0- 0	0- 0	0- 0	NEUTRAL	0- 0	0- 0	0- 0				

RPI 1-25				RPI 26-50				RPI 51-100				RPI 101+ Team's RPI: 212			
RPI	S	Opponent	Score	RPI	S	Opponent	Score	RPI	S	Opponent	Score	RPI	S	Opponent	Score
7	A	Iowa	56 107	43	A	Stetson	44 67					134	A	Kennesaw St.	55 67
16	A	FGCU	61 79	43	H	Stetson	66 92					134	H	Kennesaw St.	63 72
				46	A	Iowa St.	76 98					136	A	Furman	59 74
												150	A	Alabama	65 74
												180	A	Northern Ky.	74 77
												221	H	Morehead St.	75 69
												230	A	Jacksonville	60 58
												230	H	Jacksonville	66 64
												247	H	Lipscomb	71 68
												255	A	North Florida	59 50
												255	H	North Florida	61 49
												272	H	Norfolk St.	70 58
												277	A	Col. of Charleston	60 61
												283	A	South Carolina St.	50 60
												299	H	IPFW	85 73
												304	A	UNC Greensboro	69 60
												307	A	Western Caro.	59 63
												325	H	UNC Asheville	67 60
												328	H	UMES	60 38
LAST 12 Division I GAMES:															
43	H	Stetson	66 92	43	A	Stetson	44 67								
230	A	Jacksonville	60 58	16	A	FGCU	61 79								
255	A	North Florida	59 50	180	A	Northern Ky.	74 77								
134	A	Kennesaw St.	55 67	247	H	Lipscomb	71 68								
255	H	North Florida	61 49	134	H	Kennesaw St.	63 72								
230	H	Jacksonville	66 64	136	A	Furman	59 74								

Non-Div I Games: Converse 78 50 Brevard 72 44

USC Upstate

Loss, Non-Conf, S Site, H Home A Away N Neutral

Average RPI Win:	236	WON-LOST	WINNING	LAST 10	STRENGTH OF	OPP. STRENGTH	TEAM	ADJ.	CONF.	ADJ CONF.
Average RPI Loss:	156	RECORD	PCT. RANK	GAMES	SCHEDULE	OF SCHEDULE	RPI	RPI	RPI	RPI
DIV. I ONLY	12- 14	199	2- 8	207	240	213	213	18	18	
DIV. I NON-CONF.	7- 4	107	0- 0	165	281	81	81	20	20	
TOTALS	RPI 1-25	RPI 26-50	W-L RECORDS	RPI 51-100	RPI 101-150	RPI 150+				
12- 14	0- 1	0- 1	OVERALL	2- 2	0- 1	10- 9				
8- 4	0- 0	0- 0	HOME	2- 1	0- 0	6- 3				
4- 10	0- 1	0- 1	AWAY	0- 1	0- 1	4- 6				
0- 0	0- 0	0- 0	NEUTRAL	0- 0	0- 0	0- 0				
7- 4	0- 1	0- 1	NON-CONFERENCE	1- 0	0- 0	6- 2				
4- 0	0- 0	0- 0	HOME	1- 0	0- 0	3- 0				
3- 4	0- 1	0- 1	AWAY	0- 0	0- 0	3- 2				
0- 0	0- 0	0- 0	NEUTRAL	0- 0	0- 0	0- 0				
5- 10	0- 0	0- 0	CONFERENCE	1- 2	0- 1	4- 7				
4- 4	0- 0	0- 0	HOME	1- 1	0- 0	3- 3				
1- 6	0- 0	0- 0	AWAY	0- 1	0- 1	1- 4				
0- 0	0- 0	0- 0	NEUTRAL	0- 0	0- 0	0- 0				

RPI 1-25				RPI 26-50				RPI 51-100				RPI 101+ Team's RPI: 213			
RPI	S	Opponent	Score	RPI	S	Opponent	Score	RPI	S	Opponent	Score	RPI	S	Opponent	Score
8	A	Louisville	61 102	44	A	Seton Hall	63 80	66	H	Penn	60 57	104	A	Lehigh	60 65
								79	A	American	44 63	157	A	Bucknell	37 51
								79	H	American	58 74	157	H	Bucknell	71 77
								97	H	Army	71 60	162	H	Hartford	74 59
												175	H	Delaware	63 52
												184	A	Holy Cross	53 59
												184	H	Holy Cross	46 64
												185	A	Stony Brook	58 60
												197	A	Navy	52 65
												197	H	Navy	60 65
												264	A	Loyola Maryland	57 49
												264	H	Loyola Maryland	69 63
												276	A	Rider	66 48
												279	H	Colgate	58 56
												294	A	Columbia	65 72
												296	A	St. Francis Brooklyn	73 51
												308	H	NJIT	66 50
												314	A	Boston U.	49 56
												314	H	Boston U.	67 60
												332	A	Saint Peter's	49 34
LAST 12 Division I GAMES:															
184	A	Holy Cross	53 59	279	H	Colgate	58 56	104	A	Lehigh	60 65				
79	H	American	58 74	184	H	Holy Cross	46 64	79	A	American	44 63				
264	H	Loyola Maryland	69 63	264	A	Loyola Maryland	57 49	314	H	Boston U.	67 60				
314	A	Boston U.	49 56	314	H	Boston U.	67 60								
157	A	Bucknell	37 51												
197	H	Navy	60 65												

Non-Div I Games:

Lafayette

■ Loss,
 ■ Non-Conf,
 S Site,
 ■ Home
 ■ Away
 N Neutral

Average RPI Win:	252	WON-LOST	WINNING	LAST 10	STRENGTH OF	OPP. STRENGTH	TEAM	ADJ.	CONF.	ADJ CONF.
Average RPI Loss:	127	RECORD	PCT. RANK	GAMES	SCHEDULE	OF SCHEDULE	RPI	RPI	RPI	RPI
DIV. I ONLY	12- 10	148	4- 6	256	220	214	214	12	12	
DIV. I NON-CONF.	8- 3	71	0- 0	292	320	143	143	13	13	
TOTALS	RPI 1-25	RPI 26-50	W-L RECORDS	RPI 51-100	RPI 101-150	RPI 150+				
12- 10	0- 0	0- 3	OVERALL	1- 2	0- 1	11- 4				
7- 5	0- 0	0- 1	HOME	0- 2	0- 1	7- 1				
5- 3	0- 0	0- 1	AWAY	1- 0	0- 0	4- 2				
0- 2	0- 0	0- 1	NEUTRAL	0- 0	0- 0	0- 1				
8- 3	0- 0	0- 2	NON-CONFERENCE	0- 0	0- 0	8- 1				
6- 0	0- 0	0- 0	HOME	0- 0	0- 0	6- 0				
2- 1	0- 0	0- 1	AWAY	0- 0	0- 0	2- 0				
0- 2	0- 0	0- 1	NEUTRAL	0- 0	0- 0	0- 1				
4- 7	0- 0	0- 1	CONFERENCE	1- 2	0- 1	3- 3				
1- 5	0- 0	0- 1	HOME	0- 2	0- 1	1- 1				
3- 2	0- 0	0- 0	AWAY	1- 0	0- 0	2- 2				
0- 0	0- 0	0- 0	NEUTRAL	0- 0	0- 0	0- 0				

RPI 1-25			RPI 26-50			RPI 51-100			RPI 101+			Team's RPI: 214
RPI	S	Opponent	Score	RPI	S	Opponent	Score	RPI	S	Opponent	Score	
27	H	Green Bay	45 64	62	A	Youngstown St.	66 63	101	H	Cleveland St.	73 75	
30	N	Mississippi St.	36 73	62	H	Youngstown St.	66 69	161	N	Old Dominion	55 61	
35	A	Northwestern	40 61	94	H	Wright St.	63 74	169	H	SIUE	63 52	
								234	H	Western Ill.	67 54	
								236	A	Oakland	75 60	
								240	A	Detroit	65 70	
								240	H	Detroit	68 76	
								252	H	Northern Ill.	61 47	
								257	A	Valparaiso	86 56	
								257	H	Valparaiso	60 42	
								280	A	Milwaukee	63 64	
								298	H	Loyola Chicago	63 28	
								302	A	Eastern Ill.	78 66	
								306	A	Miami (OH)	72 69	
								313	H	Bradley	71 43	
								343	H	Chicago St.	70 44	
LAST 12 Division I GAMES:												
94	H	Wright St.	63 74	280	A	Milwaukee	63 64					
240	H	Detroit	68 76	236	A	Oakland	75 60					
62	A	Youngstown St.	66 63	240	A	Detroit	65 70					
101	H	Cleveland St.	73 75	257	A	Valparaiso	86 56					
27	H	Green Bay	45 64	62	H	Youngstown St.	66 69					
257	H	Valparaiso	60 42	298	H	Loyola Chicago	63 28					

Non-Div I Games: Robert Morris-S'fiel04 26 Ill.-Springfield 61 44

Ill.-Chicago

Niagara

Through Games Of Feb. 19, 2015

Average RPI Win:	237	WON-LOST	WINNING	LAST 10	STRENGTH OF	OPP. STRENGTH	TEAM	ADJ.	CONF.	ADJ CONF.
Average RPI Loss:	148	RECORD	PCT. RANK	GAMES	SCHEDULE	OF SCHEDULE	RPI	RPI	RPI	RPI
DIV. I ONLY	12- 13	187	5- 5	243	201	215	215	24	24	
DIV. I NON-CONF.	4- 5	188	0- 0	202	136	191	191	23	23	
TOTALS	RPI 1-25	RPI 26-50	W-L RECORDS	RPI 51-100	RPI 101-150	RPI 150+				
12- 13	0- 0	0- 3	OVERALL	0- 1	2- 3	10- 6				
5- 7	0- 0	0- 1	HOME	0- 0	0- 2	5- 4				
7- 6	0- 0	0- 2	AWAY	0- 1	2- 1	5- 2				
0- 0	0- 0	0- 0	NEUTRAL	0- 0	0- 0	0- 0				
4- 5	0- 0	0- 1	NON-CONFERENCE	0- 1	1- 2	3- 1				
2- 2	0- 0	0- 0	HOME	0- 0	0- 1	2- 1				
2- 3	0- 0	0- 1	AWAY	0- 1	1- 1	1- 0				
0- 0	0- 0	0- 0	NEUTRAL	0- 0	0- 0	0- 0				
8- 8	0- 0	0- 2	CONFERENCE	0- 0	1- 1	7- 5				
3- 5	0- 0	0- 1	HOME	0- 0	0- 1	3- 3				
5- 3	0- 0	0- 1	AWAY	0- 0	1- 0	4- 2				
0- 0	0- 0	0- 0	NEUTRAL	0- 0	0- 0	0- 0				

RPI 1-25				RPI 26-50				RPI 51-100				RPI 101+				Team's RPI: 215	
RPI	S	Opponent	Score	RPI	S	Opponent	Score	RPI	S	Opponent	Score	RPI	S	Opponent	Score		
				28	A	Pittsburgh	54 70	62	A	Youngstown St.	61 83	101	A	Cleveland St.	76 58		
				32	A	Quinnipiac	66 80					122	A	Marist	70 65		
				32	H	Quinnipiac	68 71					122	H	Marist	66 75		
												123	H	St. Bonaventure	60 72		
												127	A	Buffalo	64 73		
												171	A	Fairfield	66 64		
												171	H	Fairfield	66 56		
												173	H	Dartmouth	70 76		
												176	H	Iona	72 83		
												187	A	Siena	64 59		
												187	H	Siena	52 56		
												240	H	Detroit	71 49		
												251	H	Canisius	55 66		
												259	A	Monmouth	59 45		
												276	A	Rider	56 61		
												297	H	Mt. St. Mary's	78 60		
												321	A	Binghamton	63 52		
												322	A	Manhattan	53 46		
												322	H	Manhattan	64 36		
												332	A	Saint Peter's	58 65		
												332	H	Saint Peter's	73 40		
LAST 12 Division I GAMES:																	
				122	A	Marist	70 65					176	H	Iona	72 83		
				187	A	Siena	64 59					251	H	Canisius	55 66		
				171	H	Fairfield	66 56					259	A	Monmouth	59 45		
				122	H	Marist	66 75					276	A	Rider	56 61		
				322	A	Manhattan	53 46					32	H	Quinnipiac	68 71		
				332	A	Saint Peter's	58 65					187	H	Siena	52 56		

Non-Div I Games:

Niagara

■ Loss,
 ■ Non-Conf,
 ■ S Site,
 ■ Home
 ■ A Away
 N Neutral

Pepperdine

Through Games Of Feb. 19, 2015

Average RPI Win:	250	WON-LOST	WINNING	LAST 10	STRENGTH OF	OPP. STRENGTH	TEAM	ADJ.	CONF.	ADJ CONF.
Average RPI Loss:	92	RECORD	PCT. RANK	GAMES	SCHEDULE	OF SCHEDULE	RPI	RPI	RPI	RPI
DIV. I ONLY	7- 20	298	1- 9	55	126	216	216	9	9	
DIV. I NON-CONF.	5- 6	177	0- 0	79	223	109	109	8	8	
TOTALS	RPI 1-25	RPI 26-50	W-L RECORDS	RPI 51-100	RPI 101-150	RPI 150+				
7- 20	0- 1	0- 5	OVERALL	0- 8	1- 2	6- 4				
2- 10	0- 0	0- 2	HOME	0- 5	0- 1	2- 2				
4- 10	0- 1	0- 3	AWAY	0- 3	0- 1	4- 2				
1- 0	0- 0	0- 0	NEUTRAL	0- 0	1- 0	0- 0				
5- 6	0- 1	0- 1	NON-CONFERENCE	0- 2	1- 2	4- 0				
0- 3	0- 0	0- 0	HOME	0- 2	0- 1	0- 0				
4- 3	0- 1	0- 1	AWAY	0- 0	0- 1	4- 0				
1- 0	0- 0	0- 0	NEUTRAL	0- 0	1- 0	0- 0				
2- 14	0- 0	0- 4	CONFERENCE	0- 6	0- 0	2- 4				
2- 7	0- 0	0- 2	HOME	0- 3	0- 0	2- 2				
0- 7	0- 0	0- 2	AWAY	0- 3	0- 0	0- 2				
0- 0	0- 0	0- 0	NEUTRAL	0- 0	0- 0	0- 0				

RPI S	Opponent	Score	RPI S	Opponent	Score	RPI S	Opponent	Score	RPI S	Opponent	Score	Team's RPI: 216
7	A Iowa	68 97	34	A Nebraska	65 100	58	A Pacific	60 77	106	H Long Beach St.	69 78	
			39	A Gonzaga	64 73	58	H Pacific	59 63	109	A CSUN	48 74	
			39	H Gonzaga	56 78	63	A BYU	58 77	146	N UT Martin	59 58	
			45	A St. Mary's (CA)	68 73	63	H BYU	78 84	153	A Cal Poly	76 69	
			45	H St. Mary's (CA)	49 53	64	A San Diego	55 72	179	H San Francisco	58 69	
						64	H San Diego	64 68	196	A Santa Clara	66 84	
						84	H Albany (NY)	36 62	196	H Santa Clara	54 65	
						97	H Army	44 56	269	A UC Irvine	76 53	
									273	A Northern Ariz.	66 63	
									282	H Loyola Marymount	98 91	
									290	A Portland	61 80	
									290	H Portland	76 72	
									336	A UC Santa Barbara	66 44	
LAST 12 Division I GAMES:												
196	A Santa Clara	66 84	58	H Pacific	59 63							
39	H Gonzaga	56 78	196	H Santa Clara	54 65							
290	H Portland	76 72	179	H San Francisco	58 69							
64	A San Diego	55 72	290	A Portland	61 80							
63	A BYU	58 77	39	A Gonzaga	64 73							
45	H St. Mary's (CA)	49 53	63	H BYU	78 84							

Non-Div I Games:

Pepperdine

Loss, Non-Conf, S Site, H Home A Away N Neutral

Average RPI Win:	278	WON-LOST	WINNING	LAST 10	STRENGTH OF	OPP. STRENGTH	TEAM	ADJ.	CONF.	ADJ CONF.
Average RPI Loss:	145	RECORD	PCT. RANK	GAMES	SCHEDULE	OF SCHEDULE	RPI	RPI	RPI	RPI
DIV. I ONLY	12- 12	174	6- 4	230	296	217	217	30	30	
DIV. I NON-CONF.	5- 8	213	1- 0	109	181	192	192	30	30	
TOTALS	RPI 1-25	RPI 26-50	W-L RECORDS	RPI 51-100	RPI 101-150	RPI 150+				
12- 12	0- 3	0- 0	OVERALL	0- 1	3- 3	9- 5				
8- 3	0- 0	0- 0	HOME	0- 0	2- 0	6- 3				
3- 8	0- 2	0- 0	AWAY	0- 1	0- 3	3- 2				
1- 1	0- 1	0- 0	NEUTRAL	0- 0	1- 0	0- 0				
5- 8	0- 3	0- 0	NON-CONFERENCE	0- 1	2- 2	3- 2				
4- 1	0- 0	0- 0	HOME	0- 0	1- 0	3- 1				
0- 6	0- 2	0- 0	AWAY	0- 1	0- 2	0- 1				
1- 1	0- 1	0- 0	NEUTRAL	0- 0	1- 0	0- 0				
7- 4	0- 0	0- 0	CONFERENCE	0- 0	1- 1	6- 3				
4- 2	0- 0	0- 0	HOME	0- 0	1- 0	3- 2				
3- 2	0- 0	0- 0	AWAY	0- 0	0- 1	3- 1				
0- 0	0- 0	0- 0	NEUTRAL	0- 0	0- 0	0- 0				

RPI 1-25				RPI 26-50				RPI 51-100				RPI 101+ Team's RPI: 217			
RPI	S	Opponent	Score	RPI	S	Opponent	Score	RPI	S	Opponent	Score	RPI	S	Opponent	Score
2	A	Baylor	42 96					57	A	DePaul	70 93	102	A	Texas Tech	42 50
19	N	Texas A&M	61 63									125	A	VCU	43 64
24	A	Texas	45 72									129	A	Bakersfield	72 87
												129	H	Bakersfield	77 60
												130	N	New Mexico	61 59
												144	H	Eastern Mich.	81 75
												152	H	New Mexico St.	71 74
												268	H	A&M-Corpus Christi	57 60
												275	A	Grand Canyon	54 69
												275	H	Grand Canyon	63 75
												284	H	Houston Baptist	75 72
												308	A	NJIT	54 59
												308	H	NJIT	54 53
												323	A	Utah Valley	59 52
												324	A	Seattle	70 60
												324	H	Seattle	80 58
												339	H	Incarnate Word	65 61
												340	H	UMKC	69 51
												343	A	Chicago St.	75 60
												343	H	Chicago St.	66 57
LAST 12 Division I GAMES:															
275	H	Grand Canyon	63 75	152	H	New Mexico St.	71 74								
308	H	NJIT	54 53	275	A	Grand Canyon	54 69								
324	A	Seattle	70 60	323	A	Utah Valley	59 52								
129	A	Bakersfield	72 87	129	H	Bakersfield	77 60								
343	H	Chicago St.	66 57	324	H	Seattle	80 58								
340	H	UMKC	69 51	343	A	Chicago St.	75 60								

Non-Div I Games: Tex. A&M-Kingsville86 36 Concordia (TX) 72 31 Texas Lutheran 71 47

Tex.-Pan American

Loss, Non-Conf, S Site, H Home A Away N Neutral

Average RPI Win:	230	WON-LOST	WINNING	LAST 10	STRENGTH OF	OPP. STRENGTH	TEAM	ADJ.	CONF.	ADJ CONF.
Average RPI Loss:	129	RECORD	PCT. RANK	GAMES	SCHEDULE	OF SCHEDULE	RPI	RPI	RPI	RPI
DIV. I ONLY	10- 15	231	5- 5	140	147	218	218	17	17	
DIV. I NON-CONF.	4- 8	234	0- 0	114	141	218	218	17	17	
TOTALS	RPI 1-25	RPI 26-50	W-L RECORDS	RPI 51-100	RPI 101-150	RPI 150+				
10- 15	0- 2	0- 2	OVERALL	1- 1	1- 4	8- 6				
6- 6	0- 0	0- 2	HOME	0- 1	1- 1	5- 2				
4- 6	0- 1	0- 0	AWAY	1- 0	0- 2	3- 3				
0- 3	0- 1	0- 0	NEUTRAL	0- 0	0- 1	0- 1				
4- 8	0- 2	0- 0	NON-CONFERENCE	1- 1	0- 3	3- 2				
3- 2	0- 0	0- 0	HOME	0- 1	0- 1	3- 0				
1- 3	0- 1	0- 0	AWAY	1- 0	0- 1	0- 1				
0- 3	0- 1	0- 0	NEUTRAL	0- 0	0- 1	0- 1				
6- 7	0- 0	0- 2	CONFERENCE	0- 0	1- 1	5- 4				
3- 4	0- 0	0- 2	HOME	0- 0	1- 0	2- 2				
3- 3	0- 0	0- 0	AWAY	0- 0	0- 1	3- 2				
0- 0	0- 0	0- 0	NEUTRAL	0- 0	0- 0	0- 0				

RPI 1-25				RPI 26-50				RPI 51-100				RPI 101+ Team's RPI: 218			
RPI	S	Opponent	Score	RPI	S	Opponent	Score	RPI	S	Opponent	Score	RPI	S	Opponent	Score
4	A	South Carolina	61 82	33	H	Western Ky.	61 76	75	H	North Carolina St.	63 70	111	A	Louisiana Tech	61 71
17	N	Princeton	43 73	50	H	Middle Tenn.	54 84	86	A	Liberty	79 77	112	N	Montana	58 67
												119	H	Elon	54 67
												126	A	Ball St.	66 76
												132	H	Marshall	74 56
												161	A	Old Dominion	57 66
												161	H	Old Dominion	82 67
												177	H	UTSA	74 54
												203	H	UAB	52 60
												205	N	Wake Forest	58 65
												231	A	Fla. Atlantic	68 71
												239	H	Presbyterian	66 50
												241	A	Utah	52 54
												243	H	UTEP	72 75
												249	H	Davidson	86 51
												258	A	Rice	62 59
												317	A	North Texas	67 58
												333	A	FIU	81 62
												349	H	Charleston So.	75 43
LAST 12 Division I GAMES:															
111	A	Louisiana Tech	61 71	50	H	Middle Tenn.	54 84	203	H	UAB	52 60				
177	H	UTSA	74 54	258	A	Rice	62 59	317	A	North Texas	67 58				
243	H	UTEP	72 75	132	H	Marshall	74 56	33	H	Western Ky.	61 76				
161	H	Old Dominion	82 67												
333	A	FIU	81 62												
231	A	Fla. Atlantic	68 71												

Non-Div I Games:

Charlotte

■ Loss,
■ Non-Conf,
■ S Site,
■ H Home
■ A Away
N Neutral

Average RPI Win:	290	WON-LOST	WINNING	LAST 10	STRENGTH OF	OPP. STRENGTH	TEAM	ADJ.	CONF.	ADJ CONF.
Average RPI Loss:	196	RECORD	PCT. RANK	GAMES	SCHEDULE	OF SCHEDULE	RPI	RPI	RPI	RPI
DIV. I ONLY	15- 9	98	7- 3	338	337	219	219	29	29	
DIV. I NON-CONF.	3- 4	197	0- 0	330	302	288	288	32	32	
TOTALS	RPI 1-25	RPI 26-50	W-L RECORDS	RPI 51-100	RPI 101-150	RPI 150+				
15- 9	0- 0	0- 1	OVERALL	0- 1	0- 1	15- 6				
10- 1	0- 0	0- 0	HOME	0- 0	0- 1	10- 0				
4- 8	0- 0	0- 1	AWAY	0- 1	0- 0	4- 6				
1- 0	0- 0	0- 0	NEUTRAL	0- 0	0- 0	1- 0				
3- 4	0- 0	0- 1	NON-CONFERENCE	0- 0	0- 1	3- 2				
2- 1	0- 0	0- 0	HOME	0- 0	0- 1	2- 0				
0- 3	0- 0	0- 1	AWAY	0- 0	0- 0	0- 2				
1- 0	0- 0	0- 0	NEUTRAL	0- 0	0- 0	1- 0				
12- 5	0- 0	0- 0	CONFERENCE	0- 1	0- 0	12- 4				
8- 0	0- 0	0- 0	HOME	0- 0	0- 0	8- 0				
4- 5	0- 0	0- 0	AWAY	0- 1	0- 0	4- 4				
0- 0	0- 0	0- 0	NEUTRAL	0- 0	0- 0	0- 0				

RPI S	Opponent	Score	RPI S	Opponent	Score	RPI S	Opponent	Score	RPI S	Opponent	Score	Team's RPI: 219
43	A Stetson	63 76	86	A Liberty	40 64	119	H Elon	51 77				
						193	A High Point	59 79				
						193	H High Point	64 61				
						202	H Radford	65 62				
						210	A Winthrop	59 61				
						210	H Winthrop	62 52				
						239	A Presbyterian	42 51				
						239	H Presbyterian	58 45				
						250	A UNCW	80 89				
						261	N Bethune-Cookman	66 55				
						289	A Gardner-Webb	72 62				
						289	H Gardner-Webb	75 74				
						297	H Mt. St. Mary's	60 42				
						307	A Western Caro.	57 67				
						320	A Coastal Caro.	40 50				
						325	A UNC Asheville	56 51				
						325	H UNC Asheville	60 55				
						337	H N.C. Central	65 60				
						346	A Longwood	65 58				
						346	H Longwood	68 56				
						349	A Charleston So.	69 65				
						349	H Charleston So.	61 47				
LAST 12 Division I GAMES:												
289	A Gardner-Webb	72 62	239	A Presbyterian	42 51							
193	H High Point	64 61	86	A Liberty	40 64							
325	A UNC Asheville	56 51	320	A Coastal Caro.	40 50							
349	H Charleston So.	61 47	202	H Radford	65 62							
210	H Winthrop	62 52	289	H Gardner-Webb	75 74							
346	H Longwood	68 56	325	H UNC Asheville	60 55							

Non-Div I Games: Pfeiffer 89 61 Brevard 72 51

Campbell

Loss, Non-Conf, S Site, H Home A Away N Neutral

Average RPI Win:	249	WON-LOST	WINNING	LAST 10	STRENGTH OF	OPP. STRENGTH	TEAM	ADJ.	CONF.	ADJ CONF.
Average RPI Loss:	172	RECORD	PCT. RANK	GAMES	SCHEDULE	OF SCHEDULE	RPI	RPI	RPI	RPI
DIV. I ONLY	9- 12	222	4- 6	204	277	220	220	27	27	
DIV. I NON-CONF.	1- 6	316	0- 0	107	24	260	260	27	27	
TOTALS	RPI 1-25	RPI 26-50	W-L RECORDS	RPI 51-100	RPI 101-150	RPI 150+				
9- 12	0- 2	0- 1	OVERALL	0- 1	1- 1	8- 7				
6- 2	0- 0	0- 0	HOME	0- 0	1- 1	5- 1				
3- 10	0- 2	0- 1	AWAY	0- 1	0- 0	3- 6				
0- 0	0- 0	0- 0	NEUTRAL	0- 0	0- 0	0- 0				
1- 6	0- 2	0- 1	NON-CONFERENCE	0- 1	1- 0	0- 2				
1- 0	0- 0	0- 0	HOME	0- 0	1- 0	0- 0				
0- 6	0- 2	0- 1	AWAY	0- 1	0- 0	0- 2				
0- 0	0- 0	0- 0	NEUTRAL	0- 0	0- 0	0- 0				
8- 6	0- 0	0- 0	CONFERENCE	0- 0	0- 1	8- 5				
5- 2	0- 0	0- 0	HOME	0- 0	0- 1	5- 1				
3- 4	0- 0	0- 0	AWAY	0- 0	0- 0	3- 4				
0- 0	0- 0	0- 0	NEUTRAL	0- 0	0- 0	0- 0				

RPI 1-25				RPI 26-50				RPI 51-100				RPI 101+ Team's RPI: 220			
RPI	S	Opponent	Score	RPI	S	Opponent	Score	RPI	S	Opponent	Score	RPI	S	Opponent	Score
19	A	Texas A&M	42 75	42	A	Arkansas	30 78	51	A	Oklahoma St.	44 89	111	H	Louisiana Tech	69 57
24	A	Texas	34 74									138	H	Stephen F. Austin	61 69
												182	H	Lamar	72 82
												211	A	McNeese St.	57 68
												211	H	McNeese St.	75 54
												222	A	Nicholls St.	40 59
												222	H	Nicholls St.	74 71
												254	H	Abilene Christian	61 56
												265	A	Central Ark.	46 63
												265	H	Central Ark.	54 52
												268	A	A&M-Corpus Christi	66 59
												284	A	Houston Baptist	78 68
												287	A	Jackson St.	61 62
												291	A	Sam Houston St.	66 57
												310	A	Grambling	41 44
												315	A	Southeastern La.	52 58
												339	H	Incarinate Word	73 51
LAST 12 Division I GAMES:															
222	A	Nicholls St.	40 59	211	H	McNeese St.	75 54								
211	A	McNeese St.	57 68	222	H	Nicholls St.	74 71								
265	H	Central Ark.	54 52	182	H	Lamar	72 82								
138	H	Stephen F. Austin	61 69	268	A	A&M-Corpus Christi	66 59								
315	A	Southeastern La.	52 58	339	H	Incarinate Word	73 51								
265	A	Central Ark.	46 63	254	H	Abilene Christian	61 56								

Non-Div I Games: Central Baptist 71 43 LSU-Alexandria 86 58 Ark.-Monticello 61 56 LeTourneau 78 35
Northwestern St.

Average RPI Win:	270	WON-LOST	WINNING	LAST 10	STRENGTH OF	OPP. STRENGTH	TEAM	ADJ.	CONF.	ADJ CONF.
Average RPI Loss:	141	RECORD	PCT. RANK	GAMES	SCHEDULE	OF SCHEDULE	RPI	RPI	RPI	RPI
DIV. I ONLY	10- 14	226	5- 5	181	269	221	221	26	26	
DIV. I NON-CONF.	3- 9	281	0- 0	80	210	204	204	26	26	
TOTALS	RPI 1-25	RPI 26-50	W-L RECORDS	RPI 51-100	RPI 101-150	RPI 150+				
10- 14	0- 1	0- 0	OVERALL	0- 2	0- 5	10- 6				
5- 6	0- 0	0- 0	HOME	0- 0	0- 3	5- 3				
5- 8	0- 1	0- 0	AWAY	0- 2	0- 1	5- 3				
0- 0	0- 0	0- 0	NEUTRAL	0- 0	0- 0	0- 0				
3- 9	0- 1	0- 0	NON-CONFERENCE	0- 2	0- 4	3- 2				
1- 4	0- 0	0- 0	HOME	0- 0	0- 3	1- 1				
2- 5	0- 1	0- 0	AWAY	0- 2	0- 1	2- 1				
0- 0	0- 0	0- 0	NEUTRAL	0- 0	0- 0	0- 0				
7- 5	0- 0	0- 0	CONFERENCE	0- 0	0- 1	7- 4				
4- 2	0- 0	0- 0	HOME	0- 0	0- 0	4- 2				
3- 3	0- 0	0- 0	AWAY	0- 0	0- 1	3- 2				
0- 0	0- 0	0- 0	NEUTRAL	0- 0	0- 0	0- 0				

RPI 1-25				RPI 26-50				RPI 51-100				RPI 101+ Team's RPI: 221			
RPI	S	Opponent	Score	RPI	S	Opponent	Score	RPI	S	Opponent	Score	RPI	S	Opponent	Score
12	A	Kentucky	62 91					65	A	Akron	61 89	101	H	Cleveland St.	72 80
								71	A	Ohio	67 87	107	H	Southern Ill.	66 75
												115	H	East Tenn. St.	77 86
												146	A	UT Martin	70 99
												147	A	Indiana	57 98
												166	A	Belmont	56 57
												166	H	Belmont	66 55
												169	H	SIUE	61 62
												199	A	Jacksonville St.	64 72
												212	A	USC Upstate	69 75
												223	H	Tennessee St.	74 81
												226	A	George Mason	79 70
												235	H	Georgia St.	74 72
												247	H	Lipscomb	59 61
												253	A	Austin Peay	82 72
												270	H	Eastern Ky.	76 58
												272	A	Norfolk St.	83 66
												302	H	Eastern Ill.	67 62
												309	A	Southeast Mo. St.	64 59
												330	H	Murray St.	64 63
												335	A	Tennessee Tech	64 54
LAST 12 Division I GAMES:															
166	A	Belmont	56 57	253	A	Austin Peay	82 72								
223	H	Tennessee St.	74 81	302	H	Eastern Ill.	67 62								
166	H	Belmont	66 55	169	H	SIUE	61 62								
270	H	Eastern Ky.	76 58	146	A	UT Martin	70 99								
335	A	Tennessee Tech	64 54	309	A	Southeast Mo. St.	64 59								
199	A	Jacksonville St.	64 72	330	H	Murray St.	64 63								

Non-Div I Games: Brescia 98 68

Morehead St.

■ Loss,
 ■ Non-Conf,
 ■ S Site,
 ■ Home
 ■ A Away
 N Neutral

Average RPI Win: 278				WON-LOST		WINNING		LAST 10		STRENGTH OF		OPP. STRENGTH		TEAM		ADJ.		CONF.		ADJ CONF.	
Average RPI Loss: 138				RECORD		PCT. RANK		GAMES		SCHEDULE		OF SCHEDULE		RPI		RPI		RPI		RPI	
DIV. I ONLY				13- 10		134		8- 2		316		239		222		222		27		27	
DIV. I NON-CONF.				3- 7		250		0- 0		179		67		237		237		27		27	
TOTALS		RPI 1-25		RPI 26-50				W-L RECORDS				RPI 51-100		RPI 101-150		RPI 150+					
13- 10		0- 0		0- 2				OVERALL				0- 2		0- 2		13- 4					
8- 2		0- 0		0- 0				HOME				0- 1		0- 0		8- 1					
3- 6		0- 0		0- 2				AWAY				0- 0		0- 2		3- 2					
2- 2		0- 0		0- 0				NEUTRAL				0- 1		0- 0		2- 1					
3- 7		0- 0		0- 2				NON-CONFERENCE				0- 2		0- 2		3- 1					
1- 1		0- 0		0- 0				HOME				0- 1		0- 0		1- 0					
0- 4		0- 0		0- 2				AWAY				0- 0		0- 2		0- 0					
2- 2		0- 0		0- 0				NEUTRAL				0- 1		0- 0		2- 1					
10- 3		0- 0		0- 0				CONFERENCE				0- 0		0- 0		10- 3					
7- 1		0- 0		0- 0				HOME				0- 0		0- 0		7- 1					
3- 2		0- 0		0- 0				AWAY				0- 0		0- 0		3- 2					
0- 0		0- 0		0- 0				NEUTRAL				0- 0		0- 0		0- 0					

RPI 1-25				RPI 26-50				RPI 51-100				RPI 101+				Team's RPI: 222
RPI	S	Opponent	Score	RPI	S	Opponent	Score	RPI	S	Opponent	Score	RPI	S	Opponent	Score	
				42	A	Arkansas	52 63	62	N	Youngstown St.	50 51	102	A	Texas Tech	49 76	
				48	A	Tulane	44 77	81	H	Southern Miss.	57 89	111	A	Louisiana Tech	62 80	
												177	N	UTSA	57 49	
												182	A	Lamar	62 67	
												211	H	McNeese St.	70 59	
												220	A	Northwestern St.	71 74	
												220	H	Northwestern St.	59 40	
												254	A	Abilene Christian	63 39	
												262	N	Houston	47 65	
												265	A	Central Ark.	75 72	
												268	H	A&M-Corpus Christi	59 75	
												272	N	Norfolk St.	69 64	
												284	H	Houston Baptist	70 58	
												291	H	Sam Houston St.	67 64	
												315	H	Southeastern La.	93 80	
												318	H	South Ala.	66 62	
												331	H	New Orleans	56 40	
												339	A	Incarnate Word	69 58	
												339	H	Incarnate Word	67 34	
LAST 12 Division I GAMES:																
				220	H	Northwestern St.	59 40	265	A	Central Ark.	75 72					
				315	H	Southeastern La.	93 80	220	A	Northwestern St.	71 74					
				211	H	McNeese St.	70 59	268	H	A&M-Corpus Christi	59 75					
				339	A	Incarnate Word	69 58	291	H	Sam Houston St.	67 64					
				339	H	Incarnate Word	67 34	254	A	Abilene Christian	63 39					
				331	H	New Orleans	56 40	284	H	Houston Baptist	70 58					

Non-Div I Games:	Southern-N.O.	87	84
------------------	---------------	----	----

Nicholls St.

Loss, Non-Conf, S Site, H Home A Away N Neutral

Average RPI Win:	281	WON-LOST	WINNING	LAST 10	STRENGTH OF	OPP. STRENGTH	TEAM	ADJ.	CONF.	ADJ CONF.
Average RPI Loss:	136	RECORD	PCT. RANK	GAMES	SCHEDULE	OF SCHEDULE	RPI	RPI	RPI	RPI
DIV. I ONLY	12- 12	174	7- 3	247	255	223	223	26	26	
DIV. I NON-CONF.	3- 8	263	0- 0	108	112	222	222	26	26	
TOTALS	RPI 1-25	RPI 26-50	W-L RECORDS	RPI 51-100	RPI 101-150	RPI 150+				
12- 12	0- 2	0- 0	OVERALL	0- 2	0- 3	12- 5				
5- 8	0- 0	0- 0	HOME	0- 1	0- 3	5- 4				
7- 4	0- 0	0- 0	AWAY	0- 1	0- 0	7- 0				
0- 0	0- 0	0- 0	NEUTRAL	0- 0	0- 0	0- 0				
3- 8	0- 2	0- 0	NON-CONFERENCE	0- 2	0- 2	3- 2				
1- 5	0- 0	0- 0	HOME	0- 1	0- 2	1- 2				
2- 3	0- 2	0- 0	AWAY	0- 1	0- 0	2- 0				
0- 0	0- 0	0- 0	NEUTRAL	0- 0	0- 0	0- 0				
9- 4	0- 0	0- 0	CONFERENCE	0- 0	0- 1	9- 3				
4- 3	0- 0	0- 0	HOME	0- 0	0- 1	4- 2				
5- 1	0- 0	0- 0	AWAY	0- 0	0- 0	5- 1				
0- 0	0- 0	0- 0	NEUTRAL	0- 0	0- 0	0- 0				

RPI 1-25				RPI 26-50				RPI 51-100				RPI 101+ Team's RPI: 223			
RPI	S	Opponent	Score	RPI	S	Opponent	Score	RPI	S	Opponent	Score	RPI	S	Opponent	Score
1	A	Tennessee	46 97					62	H	Youngstown St.	66 73	134	H	Kennesaw St.	56 65
12	A	Kentucky	75 87					75	A	North Carolina St.	55 84	137	H	Troy	71 75
												146	H	UT Martin	58 64
												166	H	Belmont	62 64
												169	A	SIUE	83 91
												199	H	Jacksonville St.	50 63
												221	A	Morehead St.	81 74
												230	H	Jacksonville	64 61
												247	A	Lipscomb	73 55
												253	A	Austin Peay	81 78
												255	H	North Florida	53 54
												268	A	A&M-Corpus Christi	72 61
												270	A	Eastern Ky.	68 62
												270	H	Eastern Ky.	86 74
												272	H	Norfolk St.	58 65
												302	H	Eastern Ill.	57 44
												309	H	Southeast Mo. St.	62 55
												330	A	Murray St.	76 72
												335	A	Tennessee Tech	66 57
												335	H	Tennessee Tech	67 64
LAST 12 Division I GAMES:															
270	H	Eastern Ky.	86 74	166	H	Belmont	62 64								
335	A	Tennessee Tech	66 57	335	H	Tennessee Tech	67 64								
221	A	Morehead St.	81 74	253	A	Austin Peay	81 78								
270	A	Eastern Ky.	68 62	330	A	Murray St.	76 72								
199	H	Jacksonville St.	50 63	169	A	SIUE	83 91								
146	H	UT Martin	58 64	302	H	Eastern Ill.	57 44								

Non-Div I Games:

Tennessee St.

■ Loss,
■ Non-Conf,
■ S Site,
■ H Home
■ A Away
N Neutral

Average RPI Win:	298	WON-LOST	WINNING	LAST 10	STRENGTH OF	OPP. STRENGTH	TEAM	ADJ.	CONF.	ADJ CONF.
Average RPI Loss:	157	RECORD	PCT. RANK	GAMES	SCHEDULE	OF SCHEDULE	RPI	RPI	RPI	RPI
DIV. I ONLY	9- 14	237	3- 4	241	292	224	224	32	32	
DIV. I NON-CONF.	2- 9	297	0- 1	53	33	163	163	31	31	
TOTALS	RPI 1-25	RPI 26-50	W-L RECORDS	RPI 51-100	RPI 101-150	RPI 150+				
9- 14	0- 4	0- 0	OVERALL	0- 2	0- 1	9- 7				
4- 1	0- 0	0- 0	HOME	0- 0	0- 0	4- 1				
5- 11	0- 0	0- 0	AWAY	0- 1	0- 0	5- 4				
0- 2	0- 2	0- 0	NEUTRAL	0- 0	0- 0	0- 0				
2- 9	0- 4	0- 0	NON-CONFERENCE	0- 2	0- 1	2- 2				
0- 0	0- 0	0- 0	HOME	0- 0	0- 0	0- 0				
2- 7	0- 2	0- 0	AWAY	0- 2	0- 1	2- 2				
0- 2	0- 2	0- 0	NEUTRAL	0- 0	0- 0	0- 0				
7- 5	0- 0	0- 0	CONFERENCE	0- 0	0- 0	7- 5				
4- 1	0- 0	0- 0	HOME	0- 0	0- 0	4- 1				
3- 4	0- 0	0- 0	AWAY	0- 0	0- 0	3- 4				
0- 0	0- 0	0- 0	NEUTRAL	0- 0	0- 0	0- 0				

RPI 1-25				RPI 26-50				RPI 51-100				RPI 101+ Team's RPI: 224			
RPI	S	Opponent	Score	RPI	S	Opponent	Score	RPI	S	Opponent	Score	RPI	S	Opponent	Score
2	A	Baylor	64 108					74	A	TCU	50 56	138	A	Stephen F. Austin	73 83
15	N	North Carolina	45 81					87	A	Hawaii	58 72	189	A	Texas Southern	55 70
19	A	Texas A&M	41 59									189	H	Texas Southern	63 61
21	N	Stanford	45 88									243	A	UTEP	48 86
												256	A	Southern U.	51 67
												258	A	Rice	58 70
												262	A	Houston	61 56
												285	H	Alabama St.	65 73
												287	A	Jackson St.	60 65
												287	H	Jackson St.	82 65
												291	A	Sam Houston St.	70 53
												310	A	Grambling	59 51
												310	H	Grambling	85 57
												329	A	Alcorn	46 68
												341	A	Ark.-Pine Bluff	83 66
												342	H	Alabama A&M	81 64
												348	A	Mississippi Val.	78 61
LAST 12 Division I GAMES:															
287	A	Jackson St.	60 65	87	A	Hawaii	58 72								
189	A	Texas Southern	55 70	310	A	Grambling	59 51								
341	A	Ark.-Pine Bluff	83 66	285	H	Alabama St.	65 73								
287	H	Jackson St.	82 65	342	H	Alabama A&M	81 64								
189	H	Texas Southern	63 61	348	A	Mississippi Val.	78 61								
329	A	Alcorn	46 68	310	H	Grambling	85 57								

Non-Div I Games: Schreiner 90 38

Prairie View

Loss, Non-Conf, S Site, H Home A Away N Neutral

Average RPI Win:	258	WON-LOST	WINNING	LAST 10	STRENGTH OF	OPP. STRENGTH	TEAM	ADJ.	CONF.	ADJ CONF.
Average RPI Loss:	98	RECORD	PCT. RANK	GAMES	SCHEDULE	OF SCHEDULE	RPI	RPI	RPI	RPI
DIV. I ONLY	9- 16	254	4- 6	110	158	225	225	22	22	
DIV. I NON-CONF.	3- 8	263	0- 0	54	123	207	207	19	19	
TOTALS	RPI 1-25	RPI 26-50	W-L RECORDS	RPI 51-100	RPI 101-150	RPI 150+				
9- 16	0- 2	0- 0	OVERALL	0- 6	1- 6	8- 2				
6- 6	0- 1	0- 0	HOME	0- 2	1- 3	5- 0				
2- 9	0- 1	0- 0	AWAY	0- 3	0- 3	2- 2				
1- 1	0- 0	0- 0	NEUTRAL	0- 1	0- 0	1- 0				
3- 8	0- 2	0- 0	NON-CONFERENCE	0- 2	0- 4	3- 0				
2- 3	0- 1	0- 0	HOME	0- 0	0- 2	2- 0				
0- 4	0- 1	0- 0	AWAY	0- 1	0- 2	0- 0				
1- 1	0- 0	0- 0	NEUTRAL	0- 1	0- 0	1- 0				
6- 8	0- 0	0- 0	CONFERENCE	0- 4	1- 2	5- 2				
4- 3	0- 0	0- 0	HOME	0- 2	1- 1	3- 0				
2- 5	0- 0	0- 0	AWAY	0- 2	0- 1	2- 2				
0- 0	0- 0	0- 0	NEUTRAL	0- 0	0- 0	0- 0				

RPI 1-25				RPI 26-50				RPI 51-100				RPI 101+ Team's RPI: 225			
RPI	S	Opponent	Score	RPI	S	Opponent	Score	RPI	S	Opponent	Score	RPI	S	Opponent	Score
4	A	South Carolina	38 89					52	N	Michigan	50 70	106	H	Long Beach St.	62 74
22	H	Washington	48 69					54	A	Fresno St.	50 57	109	H	CSUN	54 65
								54	H	Fresno St.	44 56	130	A	New Mexico	53 62
								64	A	San Diego	44 66	130	H	New Mexico	47 63
								69	A	Colorado St.	42 65	131	A	UC Riverside	54 64
								69	H	Colorado St.	36 49	136	A	Furman	43 60
												149	H	Boise St.	57 40
												154	H	Sacramento St.	99 91
												208	A	Wyoming	66 74
												208	H	Wyoming	57 54
												227	A	UNLV	47 64
												245	N	Idaho St.	68 53
												266	A	Utah St.	70 59
												278	H	Nevada	57 49
												336	H	UC Santa Barbara	64 58
												345	A	Air Force	74 65
												345	H	Air Force	70 47
LAST 12 Division I GAMES:															
130	H	New Mexico	47 63	54	A	Fresno St.	50 57								
69	A	Colorado St.	42 65	69	H	Colorado St.	36 49								
208	A	Wyoming	66 74	345	H	Air Force	70 47								
149	H	Boise St.	57 40	227	A	UNLV	47 64								
278	H	Nevada	57 49	208	H	Wyoming	57 54								
266	A	Utah St.	70 59	130	A	New Mexico	53 62								

Non-Div I Games:

San Diego St.

George Mason

Through Games Of Feb. 19, 2015

Average RPI Win:	238	WON-LOST	WINNING	LAST 10	STRENGTH OF	OPP. STRENGTH	TEAM	ADJ.	CONF.	ADJ CONF.
Average RPI Loss:	134	RECORD	PCT. RANK	GAMES	SCHEDULE	OF SCHEDULE	RPI	RPI	RPI	RPI
DIV. I ONLY	13- 13	174	3- 7	281	136	226	226	6	6	
DIV. I NON-CONF.	8- 5	123	0- 0	346	303	262	262	6	6	
TOTALS	RPI 1-25	RPI 26-50	W-L RECORDS	RPI 51-100	RPI 101-150	RPI 150+				
13- 13	0- 2	0- 1	OVERALL	0- 1	2- 4	11- 5				
7- 5	0- 2	0- 0	HOME	0- 0	2- 2	5- 1				
3- 7	0- 0	0- 1	AWAY	0- 1	0- 2	3- 3				
3- 1	0- 0	0- 0	NEUTRAL	0- 0	0- 0	3- 1				
8- 5	0- 0	0- 0	NON-CONFERENCE	0- 0	0- 1	8- 4				
3- 2	0- 0	0- 0	HOME	0- 0	0- 1	3- 1				
2- 2	0- 0	0- 0	AWAY	0- 0	0- 0	2- 2				
3- 1	0- 0	0- 0	NEUTRAL	0- 0	0- 0	3- 1				
5- 8	0- 2	0- 1	CONFERENCE	0- 1	2- 3	3- 1				
4- 3	0- 2	0- 0	HOME	0- 0	2- 1	2- 0				
1- 5	0- 0	0- 1	AWAY	0- 1	0- 2	1- 1				
0- 0	0- 0	0- 0	NEUTRAL	0- 0	0- 0	0- 0				

RPI 1-25				RPI 26-50				RPI 51-100				RPI 101+ Team's RPI: 226			
RPI	S	Opponent	Score	RPI	S	Opponent	Score	RPI	S	Opponent	Score	RPI	S	Opponent	Score
14	H	Dayton	73 84	49	A	Duquesne	54 88	91	A	Richmond	49 77	114	A	Saint Joseph's	51 82
18	H	George Washington	52 87									115	H	East Tenn. St.	71 84
												118	H	Rhode Island	45 57
												123	H	St. Bonaventure	68 55
												125	A	VCU	66 70
												125	H	VCU	86 79
												156	H	Saint Louis	66 57
												178	A	La Salle	73 71
												197	A	Navy	79 84
												198	A	Massachusetts	79 85
												206	H	Virginia Tech	77 69
												207	N	La.-Monroe	65 53
												210	N	Winthrop	69 57
												221	H	Morehead St.	70 79
												228	A	Towson	70 72
												249	H	Davidson	63 60
												254	N	Abilene Christian	86 88
												277	H	Col. of Charleston	71 61
												316	A	Saint Francis (PA)	86 77
												346	A	Longwood	83 61
												347	H	Delaware St.	110 91
												348	N	Mississippi Val.	71 62
LAST 12 Division I GAMES:															
114	A	Saint Joseph's	51 82	125	A	VCU	66 70	118	H	Rhode Island	45 57	91	A	Richmond	49 77
125	H	VCU	86 79	123	H	St. Bonaventure	68 55	178	A	La Salle	73 71	49	A	Duquesne	54 88
198	A	Massachusetts	79 85												
249	H	Davidson	63 60												
14	H	Dayton	73 84												
18	H	George Washington	52 87												

Non-Div I Games:

George Mason

■ Loss,
■ Non-Conf,
■ S Site,
■ H Home
■ A Away
N Neutral

Average RPI Win:	250	WON-LOST	WINNING	LAST 10	STRENGTH OF	OPP. STRENGTH	TEAM	ADJ.	CONF.	ADJ CONF.
Average RPI Loss:	144	RECORD	PCT. RANK	GAMES	SCHEDULE	OF SCHEDULE	RPI	RPI	RPI	RPI
DIV. I ONLY	11- 13	203	6- 4	245	230	227	227	22	22	
DIV. I NON-CONF.	3- 8	263	0- 0	161	248	279	279	19	19	
TOTALS	RPI 1-25	RPI 26-50	W-L RECORDS	RPI 51-100	RPI 101-150	RPI 150+				
11- 13	0- 0	0- 1	OVERALL	1- 4	1- 4	9- 4				
7- 4	0- 0	0- 1	HOME	0- 2	0- 1	7- 0				
4- 8	0- 0	0- 0	AWAY	1- 2	1- 2	2- 4				
0- 1	0- 0	0- 0	NEUTRAL	0- 0	0- 1	0- 0				
3- 8	0- 0	0- 1	NON-CONFERENCE	0- 3	0- 2	3- 2				
3- 2	0- 0	0- 1	HOME	0- 1	0- 0	3- 0				
0- 5	0- 0	0- 0	AWAY	0- 2	0- 1	0- 2				
0- 1	0- 0	0- 0	NEUTRAL	0- 0	0- 1	0- 0				
8- 5	0- 0	0- 0	CONFERENCE	1- 1	1- 2	6- 2				
4- 2	0- 0	0- 0	HOME	0- 1	0- 1	4- 0				
4- 3	0- 0	0- 0	AWAY	1- 0	1- 1	2- 2				
0- 0	0- 0	0- 0	NEUTRAL	0- 0	0- 0	0- 0				

RPI S	Opponent	Score	RPI S	Opponent	Score	RPI S	Opponent	Score	RPI S	Opponent	Score	Team's RPI: 227
35	H Northwestern	84 88	54	A Fresno St.	73 70	124	N Missouri	60 79				
			63	A BYU	61 76	129	A Bakersfield	71 74				
			69	H Colorado St.	43 55	130	A New Mexico	60 63				
			70	H South Dakota St.	59 65	149	A Boise St.	74 60				
			87	A Hawaii	70 79	149	H Boise St.	67 78				
						208	H Wyoming	58 55				
						225	H San Diego St.	64 47				
						233	A Southern Utah	84 93				
						241	A Utah	49 62				
						248	A San Jose St.	72 68				
						266	A Utah St.	72 85				
						268	H A&M-Corpus Christi	77 65				
						278	A Nevada	62 71				
						278	H Nevada	75 52				
						282	H Loyola Marymount	91 76				
						345	A Air Force	91 79				
						345	H Air Force	82 61				
						347	H Delaware St.	91 78				
LAST 12 Division I GAMES:												
149	A Boise St.	74 60	266	A Utah St.	72 85							
345	H Air Force	82 61	130	A New Mexico	60 63							
54	A Fresno St.	73 70	225	H San Diego St.	64 47							
69	H Colorado St.	43 55	149	H Boise St.	67 78							
345	A Air Force	91 79	248	A San Jose St.	72 68							
278	H Nevada	75 52	278	A Nevada	62 71							

Non-Div I Games:

UNLV

■ Loss,
 ■ Non-Conf,
 ■ S Site,
 ■ H Home
 ■ A Away
 N Neutral

Average RPI Win:	252	WON-LOST	WINNING	LAST 10	STRENGTH OF	OPP. STRENGTH	TEAM	ADJ.	CONF.	ADJ CONF.
Average RPI Loss:	120	RECORD	PCT. RANK	GAMES	SCHEDULE	OF SCHEDULE	RPI	RPI	RPI	RPI
DIV. I ONLY	10- 17	248	3- 7	174	123	228	228	13	13	
DIV. I NON-CONF.	4- 8	234	0- 0	163	170	223	223	11	11	
TOTALS	RPI 1-25	RPI 26-50	W-L RECORDS	RPI 51-100	RPI 101-150	RPI 150+				
10- 17	0- 4	0- 0	OVERALL	0- 1	0- 6	10- 6				
6- 6	0- 2	0- 0	HOME	0- 1	0- 3	6- 0				
4- 9	0- 2	0- 0	AWAY	0- 0	0- 2	4- 4				
0- 2	0- 0	0- 0	NEUTRAL	0- 0	0- 1	0- 1				
4- 8	0- 2	0- 0	NON-CONFERENCE	0- 0	0- 2	4- 4				
2- 2	0- 1	0- 0	HOME	0- 0	0- 1	2- 0				
2- 4	0- 1	0- 0	AWAY	0- 0	0- 0	2- 3				
0- 2	0- 0	0- 0	NEUTRAL	0- 0	0- 1	0- 1				
6- 9	0- 2	0- 0	CONFERENCE	0- 1	0- 4	6- 2				
4- 4	0- 1	0- 0	HOME	0- 1	0- 2	4- 0				
2- 5	0- 1	0- 0	AWAY	0- 0	0- 2	2- 2				
0- 0	0- 0	0- 0	NEUTRAL	0- 0	0- 0	0- 0				

RPI 1-25				RPI 26-50				RPI 51-100				RPI 101+ Team's RPI: 228			
RPI	S	Opponent	Score	RPI	S	Opponent	Score	RPI	S	Opponent	Score	RPI	S	Opponent	Score
5	A	Maryland	52 81					76	H	Drexel	52 66	108	A	Hofstra	48 62
18	H	George Washington	48 82									108	H	Hofstra	42 58
20	A	James Madison	66 67									118	N	Rhode Island	49 60
20	H	James Madison	64 79									119	A	Elon	43 58
												119	H	Elon	70 84
												120	H	North Dakota	52 54
												168	H	William & Mary	77 69
												175	A	Delaware	54 72
												175	H	Delaware	56 49
												178	N	La Salle	49 62
												197	A	Navy	51 55
												200	A	Penn St.	64 71
												205	A	Wake Forest	64 74
												226	H	George Mason	72 70
												250	A	UNCW	63 71
												264	A	Loyola Maryland	63 50
												274	A	UMBC	59 54
												276	H	Rider	53 51
												277	A	Col. of Charleston	56 52
												277	H	Col. of Charleston	71 49
												293	A	Northeastern	72 64
												293	H	Northeastern	65 61
LAST 12 Division I GAMES:															
108	A	Hofstra	48 62	175	A	Delaware	54 72								
76	H	Drexel	52 66	250	A	UNCW	63 71								
20	H	James Madison	64 79	293	H	Northeastern	65 61								
293	A	Northeastern	72 64	119	A	Elon	43 58								
119	H	Elon	70 84	277	A	Col. of Charleston	56 52								
277	H	Col. of Charleston	71 49	108	H	Hofstra	42 58								

Non-Div I Games:

Towson

■ Loss,
■ Non-Conf,
■ S Site,
■ H Home
■ A Away
N Neutral

Average RPI Win:	266	WON-LOST	WINNING	LAST 10	STRENGTH OF	OPP. STRENGTH	TEAM	ADJ.	CONF.	ADJ CONF.
Average RPI Loss:	119	RECORD	PCT. RANK	GAMES	SCHEDULE	OF SCHEDULE	RPI	RPI	RPI	RPI
DIV. I ONLY	9- 13	228	0- 4	187	228	229	229	8	8	
DIV. I NON-CONF.	6- 8	197	0- 2	273	323	250	250	10	10	
TOTALS	RPI 1-25	RPI 26-50	W-L RECORDS	RPI 51-100	RPI 101-150	RPI 150+				
9- 13	0- 1	0- 0	OVERALL	0- 4	0- 6	9- 2				
4- 6	0- 1	0- 0	HOME	0- 2	0- 3	4- 0				
4- 5	0- 0	0- 0	AWAY	0- 1	0- 2	4- 2				
1- 2	0- 0	0- 0	NEUTRAL	0- 1	0- 1	1- 0				
6- 8	0- 0	0- 0	NON-CONFERENCE	0- 2	0- 4	6- 2				
3- 2	0- 0	0- 0	HOME	0- 0	0- 2	3- 0				
2- 4	0- 0	0- 0	AWAY	0- 1	0- 1	2- 2				
1- 2	0- 0	0- 0	NEUTRAL	0- 1	0- 1	1- 0				
3- 5	0- 1	0- 0	CONFERENCE	0- 2	0- 2	3- 0				
1- 4	0- 1	0- 0	HOME	0- 2	0- 1	1- 0				
2- 1	0- 0	0- 0	AWAY	0- 0	0- 1	2- 0				
0- 0	0- 0	0- 0	NEUTRAL	0- 0	0- 0	0- 0				

RPI 1-25				RPI 26-50				RPI 51-100				RPI 101+ Team's RPI: 229			
RPI	S	Opponent	Score	RPI	S	Opponent	Score	RPI	S	Opponent	Score	RPI	S	Opponent	Score
17	H	Princeton	58 86					66	H	Penn	75 83	117	A	Yale	49 66
								78	A	Maine	53 58	117	H	Yale	69 79
								96	H	Cornell	52 65	118	A	Rhode Island	61 65
								99	N	Boston College	80 90	123	H	St. Bonaventure	56 58
												131	N	UC Riverside	65 79
												140	H	Bryant	60 67
												158	A	Harvard	83 80
												173	A	Dartmouth	50 47
												195	H	Sacred Heart	66 56
												209	A	New Hampshire	57 60
												238	A	Providence	69 78
												292	A	Morgan St.	59 52
												294	H	Columbia	85 76
												303	A	Vermont	81 76
												308	H	NJIT	67 39
												326	H	Fairleigh Dickinson	79 74
												344	N	Howard	80 68
LAST 12 Division I GAMES:															
123	H	St. Bonaventure	56 58	294	H	Columbia	85 76								
99	N	Boston College	80 90	96	H	Cornell	52 65								
66	H	Penn	75 83	117	H	Yale	69 79								
17	H	Princeton	58 86	308	H	NJIT	67 39								
173	A	Dartmouth	50 47	117	A	Yale	49 66								
158	A	Harvard	83 80	292	A	Morgan St.	59 52								

Non-Div I Games:

Brown

■ Loss,
 ■ Non-Conf,
 ■ S Site,
 ■ H Home
 ■ A Away
 N Neutral

Jacksonville

Through Games Of Feb. 19, 2015

Average RPI Win:	216	WON-LOST	WINNING	LAST 10	STRENGTH OF	OPP. STRENGTH	TEAM	ADJ.	CONF.	ADJ CONF.
Average RPI Loss:	161	RECORD	PCT. RANK	GAMES	SCHEDULE	OF SCHEDULE	RPI	RPI	RPI	RPI
DIV. I ONLY	8- 14	250	4- 6	192	152	230	230	11	11	
DIV. I NON-CONF.	3- 8	263	1- 0	296	130	281	281	12	12	
TOTALS	RPI 1-25	RPI 26-50	W-L RECORDS	RPI 51-100	RPI 101-150	RPI 150+				
8- 14	0- 2	0- 3	OVERALL	0- 0	2- 0	6- 9				
4- 5	0- 1	0- 1	HOME	0- 0	1- 0	3- 3				
4- 9	0- 1	0- 2	AWAY	0- 0	1- 0	3- 6				
0- 0	0- 0	0- 0	NEUTRAL	0- 0	0- 0	0- 0				
3- 8	0- 1	0- 2	NON-CONFERENCE	0- 0	0- 0	3- 5				
2- 1	0- 0	0- 1	HOME	0- 0	0- 0	2- 0				
1- 7	0- 1	0- 1	AWAY	0- 0	0- 0	1- 5				
0- 0	0- 0	0- 0	NEUTRAL	0- 0	0- 0	0- 0				
5- 6	0- 1	0- 1	CONFERENCE	0- 0	2- 0	3- 4				
2- 4	0- 1	0- 0	HOME	0- 0	1- 0	1- 3				
3- 2	0- 0	0- 1	AWAY	0- 0	1- 0	2- 1				
0- 0	0- 0	0- 0	NEUTRAL	0- 0	0- 0	0- 0				

RPI 1-25				RPI 26-50				RPI 51-100				RPI 101+ Team's RPI: 230			
RPI	S	Opponent	Score	RPI	S	Opponent	Score	RPI	S	Opponent	Score	RPI	S	Opponent	Score
13	A	Florida St.	46 73	29	H	Syracuse	61 77					134	A	Kennesaw St.	78 64
16	H	FGCU	37 60	43	A	Stetson	47 73					134	H	Kennesaw St.	73 70
				47	A	Miami (FL)	36 65					155	A	Florida	73 84
												172	A	Savannah St.	45 41
												180	A	Northern Ky.	76 62
												180	H	Northern Ky.	59 70
												212	A	USC Upstate	64 66
												212	H	USC Upstate	58 60
												223	A	Tennessee St.	61 64
												247	H	Lipscomb	63 75
												255	A	North Florida	68 56
												255	H	North Florida	54 52
												260	A	UCF	59 71
												261	H	Bethune-Cookman	64 51
												288	A	Ga. Southern	65 78
												330	A	Murray St.	62 80
												333	H	FIU	76 64
LAST 12 Division I GAMES:															
180	A	Northern Ky.	76 62	180	H	Northern Ky.	59 70								
212	H	USC Upstate	58 60	247	H	Lipscomb	63 75								
134	H	Kennesaw St.	73 70	16	H	FGCU	37 60								
255	A	North Florida	68 56	43	A	Stetson	47 73								
134	A	Kennesaw St.	78 64	255	H	North Florida	54 52								
212	A	USC Upstate	64 66	172	A	Savannah St.	45 41								

Non-Div I Games: Trinity Baptist 98 24 Thomas (GA) 65 38

Jacksonville

Loss, Non-Conf, S Site, H Home A Away N Neutral

Average RPI Win:	247	WON-LOST	WINNING	LAST 10	STRENGTH OF	OPP. STRENGTH	TEAM	ADJ.	CONF.	ADJ CONF.
Average RPI Loss:	151	RECORD	PCT. RANK	GAMES	SCHEDULE	OF SCHEDULE	RPI	RPI	RPI	RPI
DIV. I ONLY	10- 13	214	3- 7	197	245	231	231	17	17	
DIV. I NON-CONF.	5- 5	158	0- 0	187	319	198	198	17	17	
TOTALS	RPI 1-25	RPI 26-50	W-L RECORDS	RPI 51-100	RPI 101-150	RPI 150+				
10- 13	0- 0	0- 2	OVERALL	0- 2	1- 3	9- 6				
7- 5	0- 0	0- 1	HOME	0- 1	1- 1	6- 2				
3- 7	0- 0	0- 0	AWAY	0- 0	0- 0	3- 1				
0- 1	0- 0	0- 0	NEUTRAL	0- 0	0- 0	0- 1				
5- 5	0- 0	0- 0	NON-CONFERENCE	0- 1	1- 1	4- 3				
4- 1	0- 0	0- 0	HOME	0- 0	1- 0	3- 1				
1- 3	0- 0	0- 0	AWAY	0- 1	0- 1	1- 1				
0- 1	0- 0	0- 0	NEUTRAL	0- 0	0- 0	0- 1				
5- 8	0- 0	0- 2	CONFERENCE	0- 1	0- 2	5- 3				
3- 4	0- 0	0- 1	HOME	0- 1	0- 1	3- 1				
2- 4	0- 0	0- 1	AWAY	0- 0	0- 1	2- 2				
0- 0	0- 0	0- 0	NEUTRAL	0- 0	0- 0	0- 0				

RPI S	Opponent	Score	RPI S	Opponent	Score	RPI S	Opponent	Score	RPI S	Opponent	Score	Team's RPI: 231
33	A Western Ky.	43 80	50	H Middle Tenn.	69 101	69	A Colorado St.	46 59	101	H Cleveland St.	79 74	
						81	H Southern Miss.	65 67	106	A Long Beach St.	60 85	
									111	H Louisiana Tech	68 73	
									132	A Marshall	59 66	
									152	N New Mexico St.	44 57	
									161	H Old Dominion	44 72	
									177	A UTSA	45 68	
									203	H UAB	66 56	
									218	H Charlotte	71 68	
									234	H Western Ill.	90 88	
									243	A UTEP	68 63	
									250	H UNCW	84 80	
									260	A UCF	74 94	
									261	A Bethune-Cookman	88 68	
									293	H Northeastern	81 74	
									308	H NJIT	57 65	
									317	A North Texas	55 74	
									333	A FIU	79 63	
									333	H FIU	77 63	
LAST 12 Division I GAMES:												
317	A North Texas	55 74	218	H Charlotte	71 68							
81	H Southern Miss.	65 67	333	H FIU	77 63							
111	H Louisiana Tech	68 73	132	A Marshall	59 66							
177	A UTSA	45 68	33	A Western Ky.	43 80							
243	A UTEP	68 63	50	H Middle Tenn.	69 101							
161	H Old Dominion	44 72	203	H UAB	66 56							

Non-Div I Games: Webber Int'l 111 76

Fla. Atlantic

Average RPI Win:	251	WON-LOST	WINNING	LAST 10	STRENGTH OF	OPP. STRENGTH	TEAM	ADJ.	CONF.	ADJ CONF.
Average RPI Loss:	140	RECORD	PCT. RANK	GAMES	SCHEDULE	OF SCHEDULE	RPI	RPI	RPI	RPI
DIV. I ONLY	10- 15	231	4- 6	176	212	232	232	23	23	
DIV. I NON-CONF.	5- 6	177	0- 0	149	163	186	186	24	24	
TOTALS	RPI 1-25	RPI 26-50	W-L RECORDS	RPI 51-100	RPI 101-150	RPI 150+				
10- 15	0- 2	0- 0	OVERALL	0- 4	2- 1	8- 8				
7- 6	0- 0	0- 0	HOME	0- 2	2- 1	5- 3				
3- 9	0- 1	0- 0	AWAY	0- 2	0- 0	3- 5				
0- 0	0- 0	0- 0	NEUTRAL	0- 0	0- 0	0- 0				
5- 6	0- 2	0- 0	NON-CONFERENCE	0- 0	2- 1	3- 3				
4- 2	0- 0	0- 0	HOME	0- 0	2- 1	2- 1				
1- 4	0- 2	0- 0	AWAY	0- 0	0- 0	1- 2				
0- 0	0- 0	0- 0	NEUTRAL	0- 0	0- 0	0- 0				
5- 9	0- 0	0- 0	CONFERENCE	0- 4	0- 0	5- 5				
3- 4	0- 0	0- 0	HOME	0- 2	0- 0	3- 2				
2- 5	0- 0	0- 0	AWAY	0- 2	0- 0	2- 3				
0- 0	0- 0	0- 0	NEUTRAL	0- 0	0- 0	0- 0				

RPI 1-25				RPI 26-50				RPI 51-100				RPI 101+ Team's RPI: 232			
RPI	S	Opponent	Score	RPI	S	Opponent	Score	RPI	S	Opponent	Score	RPI	S	Opponent	Score
3	A	Notre Dame	51 105					78	A	Maine	54 68	117	H	Yale	80 72
11	A	Duke	48 95					78	H	Maine	46 74	118	H	Rhode Island	66 75
								84	A	Albany (NY)	57 93	140	H	Bryant	86 85
								84	H	Albany (NY)	50 78	162	A	Hartford	65 62
												162	H	Hartford	56 67
												164	H	Central Conn. St.	58 81
												184	A	Holy Cross	63 78
												185	A	Stony Brook	36 62
												185	H	Stony Brook	60 64
												209	A	New Hampshire	51 58
												238	A	Providence	54 66
												274	A	UMBC	84 78
												274	H	UMBC	75 62
												294	A	Columbia	69 59
												296	H	St. Francis Brooklyn	64 62
												303	H	Vermont	72 63
												321	A	Binghamton	64 65
												321	H	Binghamton	66 49
												326	H	Fairleigh Dickinson	78 67
LAST 12 Division I GAMES:															
185	A	Stony Brook	36 62	303	H	Vermont	72 63								
162	A	Hartford	65 62	185	H	Stony Brook	60 64								
78	H	Maine	46 74	209	A	New Hampshire	51 58								
84	A	Albany (NY)	57 93	162	H	Hartford	56 67								
274	A	UMBC	84 78	78	A	Maine	54 68								
321	H	Binghamton	66 49	84	H	Albany (NY)	50 78								

Non-Div I Games: Mount Ida 93 41

UMass Lowell

Loss, Non-Conf, S Site, H Home A Away N Neutral

Southern Utah

Through Games Of Feb. 19, 2015

Average RPI Win:	262	WON-LOST	WINNING	LAST 10	STRENGTH OF	OPP. STRENGTH	TEAM	ADJ.	CONF.	ADJ CONF.
Average RPI Loss:	160	RECORD	PCT. RANK	GAMES	SCHEDULE	OF SCHEDULE	RPI	RPI	RPI	RPI
DIV. I ONLY	10- 11	195	3- 7	237	285	233	233	21	21	
DIV. I NON-CONF.	5- 3	122	1- 0	193	310	142	142	21	21	
TOTALS	RPI 1-25	RPI 26-50	W-L RECORDS	RPI 51-100	RPI 101-150	RPI 150+				
10- 11	0- 0	0- 1	OVERALL	0- 1	1- 3	9- 6				
7- 4	0- 0	0- 0	HOME	0- 0	1- 1	6- 3				
3- 6	0- 0	0- 1	AWAY	0- 0	0- 2	3- 3				
0- 1	0- 0	0- 0	NEUTRAL	0- 1	0- 0	0- 0				
5- 3	0- 0	0- 1	NON-CONFERENCE	0- 1	1- 0	4- 1				
3- 1	0- 0	0- 0	HOME	0- 0	1- 0	2- 1				
2- 1	0- 0	0- 1	AWAY	0- 0	0- 0	2- 0				
0- 1	0- 0	0- 0	NEUTRAL	0- 1	0- 0	0- 0				
5- 8	0- 0	0- 0	CONFERENCE	0- 0	0- 3	5- 5				
4- 3	0- 0	0- 0	HOME	0- 0	0- 1	4- 2				
1- 5	0- 0	0- 0	AWAY	0- 0	0- 2	1- 3				
0- 0	0- 0	0- 0	NEUTRAL	0- 0	0- 0	0- 0				

RPI S	Opponent	Score	RPI S	Opponent	Score	RPI S	Opponent	Score	RPI S	Opponent	Score	Team's RPI: 233
39	A Gonzaga	51 70	100	N UC Davis	53 76	112	H Montana	37 59	120	A North Dakota	52 67	
						143	A Eastern Wash.	67 88	149	H Boise St.	66 64	
						152	H New Mexico St.	64 81	154	H Sacramento St.	67 69	
						174	A Northern Colo.	58 87	186	H Montana St.	74 69	
						227	H UNLV	93 84	245	A Idaho St.	68 61	
						245	H Idaho St.	76 75	246	A Weber St.	39 60	
						246	H Weber St.	48 50	273	A Northern Ariz.	64 73	
						273	H Northern Ariz.	63 53	305	H Portland St.	86 74	
						323	A Utah Valley	76 72	323	H Utah Valley	66 61	
						345	A Air Force	73 57				
LAST 12 Division I GAMES:												
143	A Eastern Wash.	67 88	112	H Montana	37 59							
245	H Idaho St.	76 75	186	H Montana St.	74 69							
246	H Weber St.	48 50	246	A Weber St.	39 60							
174	A Northern Colo.	58 87	245	A Idaho St.	68 61							
120	A North Dakota	52 67	273	H Northern Ariz.	63 53							
273	A Northern Ariz.	64 73	323	H Utah Valley	66 61							

Non-Div I Games: N.M. Highlands 82 64 Westminster (UT) 74 72

Southern Utah

Loss, Non-Conf, S Site, H Home A Away N Neutral

Average RPI Win:	292	WON-LOST	WINNING	LAST 10	STRENGTH OF	OPP. STRENGTH	TEAM	ADJ.	CONF.	ADJ CONF.
Average RPI Loss:	171	RECORD	PCT. RANK	GAMES	SCHEDULE	OF SCHEDULE	RPI	RPI	RPI	RPI
DIV. I ONLY	14- 10	120	6- 4	341	281	234	234	25	25	
DIV. I NON-CONF.	6- 5	145	0- 0	342	337	257	257	25	25	
TOTALS	RPI 1-25	RPI 26-50	W-L RECORDS	RPI 51-100	RPI 101-150	RPI 150+				
14- 10	0- 0	0- 0	OVERALL	0- 2	0- 2	14- 6				
7- 4	0- 0	0- 0	HOME	0- 2	0- 1	7- 1				
7- 6	0- 0	0- 0	AWAY	0- 0	0- 1	7- 5				
0- 0	0- 0	0- 0	NEUTRAL	0- 0	0- 0	0- 0				
6- 5	0- 0	0- 0	NON-CONFERENCE	0- 0	0- 2	6- 3				
3- 1	0- 0	0- 0	HOME	0- 0	0- 1	3- 0				
3- 4	0- 0	0- 0	AWAY	0- 0	0- 1	3- 3				
0- 0	0- 0	0- 0	NEUTRAL	0- 0	0- 0	0- 0				
8- 5	0- 0	0- 0	CONFERENCE	0- 2	0- 0	8- 3				
4- 3	0- 0	0- 0	HOME	0- 2	0- 0	4- 1				
4- 2	0- 0	0- 0	AWAY	0- 0	0- 0	4- 2				
0- 0	0- 0	0- 0	NEUTRAL	0- 0	0- 0	0- 0				

RPI 1-25				RPI 26-50				RPI 51-100				RPI 101+				Team's RPI: 234	
RPI	S	Opponent	Score	RPI	S	Opponent	Score	RPI	S	Opponent	Score	RPI	S	Opponent	Score		
								70	H	South Dakota St.	61 74	120	H	North Dakota	77 85		
								77	H	South Dakota	87 101	124	A	Missouri	52 89		
												160	A	Oral Roberts	73 76		
												160	H	Oral Roberts	61 68		
												214	A	Ill.-Chicago	54 67		
												231	A	Fla. Atlantic	88 90		
												237	A	IUPUI	69 62		
												237	H	IUPUI	73 62		
												263	A	Marquette	57 65		
												267	A	North Dakota St.	66 60		
												267	H	North Dakota St.	88 66		
												280	H	Milwaukee	79 59		
												295	A	Omaha	51 54		
												295	H	Omaha	71 56		
												299	A	IPFW	98 85		
												299	H	IPFW	59 55		
												301	A	Denver	93 66		
												302	H	Eastern Ill.	63 54		
												309	A	Southeast Mo. St.	79 62		
												313	A	Bradley	75 63		
												340	H	UMKC	71 48		
												343	A	Chicago St.	90 55		
LAST 12 Division I GAMES:																	
160	H	Oral Roberts	61 68	267	H	North Dakota St.	88 66										
237	A	IUPUI	69 62	70	H	South Dakota St.	61 74										
295	A	Omaha	51 54	160	A	Oral Roberts	73 76										
267	A	North Dakota St.	66 60	301	A	Denver	93 66										
299	H	IPFW	59 55	77	H	South Dakota	87 101										
237	H	IUPUI	73 62	295	H	Omaha	71 56										

Non-Div I Games: Eureka 91 50 William Woods 89 42

Western Ill.

Average RPI Win: 239	WON-LOST	WINNING	LAST 10	STRENGTH OF	OPP. STRENGTH	TEAM	ADJ.	CONF.	ADJ CONF.
Average RPI Loss: 131	RECORD	PCT. RANK	GAMES	SCHEDULE	OF SCHEDULE	RPI	RPI	RPI	RPI
DIV. I ONLY	10- 13	214	4- 6	203	203	235	235	14	14
DIV. I NON-CONF.	4- 4	158	0- 0	225	295	241	241	14	14
TOTALS	RPI 1-25	RPI 26-50	W-L RECORDS	RPI 51-100	RPI 101-150	RPI 150+			
10- 13	0- 0	0- 1	OVERALL	0- 3	2- 5	8- 4			
6- 8	0- 0	0- 1	HOME	0- 2	1- 3	5- 2			
4- 5	0- 0	0- 0	AWAY	0- 1	1- 2	3- 2			
0- 0	0- 0	0- 0	NEUTRAL	0- 0	0- 0	0- 0			
4- 4	0- 0	0- 0	NON-CONFERENCE	0- 1	0- 1	4- 2			
3- 3	0- 0	0- 0	HOME	0- 1	0- 1	3- 1			
1- 1	0- 0	0- 0	AWAY	0- 0	0- 0	1- 1			
0- 0	0- 0	0- 0	NEUTRAL	0- 0	0- 0	0- 0			
6- 9	0- 0	0- 1	CONFERENCE	0- 2	2- 4	4- 2			
3- 5	0- 0	0- 1	HOME	0- 1	1- 2	2- 1			
3- 4	0- 0	0- 0	AWAY	0- 1	1- 2	2- 1			
0- 0	0- 0	0- 0	NEUTRAL	0- 0	0- 0	0- 0			

RPI 1-25			RPI 26-50			RPI 51-100			RPI 101+ Team's RPI: 235		
RPI	S	Opponent	Score	RPI	S	Opponent	Score	RPI	S	Opponent	Score
				38	H	UALR	55 75	53	A	Arkansas St.	65 76
								53	H	Arkansas St.	47 61
								86	H	Liberty	71 73
								133	A	Texas St.	61 71
								133	H	Texas St.	74 69
								134	H	Kennesaw St.	64 73
								137	H	Troy	87 96
								145	A	La.-Lafayette	52 68
								145	H	La.-Lafayette	56 63
								148	A	Appalachian St.	76 71
								178	H	La Salle	68 76
								188	A	Texas-Arlington	45 57
								188	H	Texas-Arlington	39 45
								190	H	Samford	61 56
								198	H	Massachusetts	71 66
								207	H	La.-Monroe	80 72
								221	A	Morehead St.	72 74
								255	A	North Florida	72 59
								288	A	Ga. Southern	82 54
								318	A	South Ala.	84 78
								318	H	South Ala.	69 54
								335	H	Tennessee Tech	72 60
LAST 12 Division I GAMES:											
318	H	South Ala.	69 54	145	H	La.-Lafayette	56 63				
133	A	Texas St.	61 71	53	A	Arkansas St.	65 76				
318	A	South Ala.	84 78	148	A	Appalachian St.	76 71				
288	A	Ga. Southern	82 54	188	H	Texas-Arlington	39 45				
53	H	Arkansas St.	47 61	137	H	Troy	87 96				
188	A	Texas-Arlington	45 57	145	A	La.-Lafayette	52 68				

Non-Div I Games: Thomas (GA) 101 55

Georgia St.

■ Loss,
 ■ Non-Conf,
 ■ S Site,
 ■ H Home
 ■ A Away
 N Neutral

Average RPI Win: 231	WON-LOST	WINNING	LAST 10	STRENGTH OF	OPP. STRENGTH	TEAM	ADJ.	CONF.	ADJ CONF.
Average RPI Loss: 149	RECORD	PCT. RANK	GAMES	SCHEDULE	OF SCHEDULE	RPI	RPI	RPI	RPI
DIV. I ONLY	9- 14	237	3- 7	255	145	236	236	12	12
DIV. I NON-CONF.	4- 7	220	0- 0	326	177	265	265	13	13
TOTALS	RPI 1-25	RPI 26-50	W-L RECORDS	RPI 51-100	RPI 101-150	RPI 150+			
9- 14	0- 0	1- 1	OVERALL	1- 2	0- 6	7- 5			
5- 4	0- 0	0- 0	HOME	1- 1	0- 2	4- 1			
4- 10	0- 0	1- 1	AWAY	0- 1	0- 4	3- 4			
0- 0	0- 0	0- 0	NEUTRAL	0- 0	0- 0	0- 0			
4- 7	0- 0	0- 1	NON-CONFERENCE	0- 0	0- 4	4- 2			
2- 1	0- 0	0- 0	HOME	0- 0	0- 1	2- 0			
2- 6	0- 0	0- 1	AWAY	0- 0	0- 3	2- 2			
0- 0	0- 0	0- 0	NEUTRAL	0- 0	0- 0	0- 0			
5- 7	0- 0	1- 0	CONFERENCE	1- 2	0- 2	3- 3			
3- 3	0- 0	0- 0	HOME	1- 1	0- 1	2- 1			
2- 4	0- 0	1- 0	AWAY	0- 1	0- 1	1- 2			
0- 0	0- 0	0- 0	NEUTRAL	0- 0	0- 0	0- 0			

RPI S	Opponent	Score	RPI S	Opponent	Score	RPI S	Opponent	Score	RPI S	Opponent	Score	Team's RPI: 236
27	A Green Bay	70 67	27	A Green Bay	70 67	62	A Youngstown St.	54 76	101	A Cleveland St.	74 80	
47	A Miami (FL)	53 66	47	A Miami (FL)	53 66	62	H Youngstown St.	85 82	101	H Cleveland St.	64 72	
						94	H Wright St.	89 108	105	A Michigan St.	64 79	
									126	A Ball St.	50 75	
									141	A Central Mich.	69 74	
									147	H Indiana	61 88	
									173	A Dartmouth	54 59	
									214	H Ill.-Chicago	60 75	
									240	A Detroit	62 73	
									240	H Detroit	64 58	
									257	A Valparaiso	71 54	
									260	A UCF	65 98	
									268	A A&M-Corpus Christi	61 54	
									280	A Milwaukee	60 66	
									280	H Milwaukee	89 56	
									299	A IPFW	92 84	
									306	H Miami (OH)	65 51	
									343	H Chicago St.	66 40	
LAST 12 Division I GAMES:												
240	H Detroit	64 58	94	H Wright St.	89 108							
101	A Cleveland St.	74 80	62	H Youngstown St.	85 82							
62	A Youngstown St.	54 76	240	A Detroit	62 73							
280	A Milwaukee	60 66	214	H Ill.-Chicago	60 75							
27	A Green Bay	70 67	257	A Valparaiso	71 54							
101	H Cleveland St.	64 72	280	H Milwaukee	89 56							

Non-Div I Games: Concordia (MI) 109 62 Rochester College 96 38

Oakland

■ Loss,
■ Non-Conf, S Site,
■ Home
■ Away
N Neutral

I
U
P
U
I

I
U
P
U
I

IUPUI

Page 237

Providence

Through Games Of Feb. 19, 2015

Average RPI Win:	171	WON-LOST	WINNING	LAST 10	STRENGTH OF	OPP. STRENGTH	TEAM	ADJ.	CONF.	ADJ CONF.
Average RPI Loss:	110	RECORD	PCT. RANK	GAMES	SCHEDULE	OF SCHEDULE	RPI	RPI	RPI	RPI
DIV. I ONLY	5- 20	309	1- 9	45	93	238	238	10	10	
DIV. I NON-CONF.	3- 8	263	0- 0	56	66	202	202	9	9	
TOTALS	RPI 1-25	RPI 26-50	W-L RECORDS	RPI 51-100	RPI 101-150	RPI 150+				
5- 20	0- 2	1- 2	OVERALL	1- 7	0- 4	3- 5				
4- 7	0- 0	1- 1	HOME	1- 2	0- 2	2- 2				
1- 13	0- 2	0- 1	AWAY	0- 5	0- 2	1- 3				
0- 0	0- 0	0- 0	NEUTRAL	0- 0	0- 0	0- 0				
3- 8	0- 2	1- 0	NON-CONFERENCE	0- 2	0- 2	2- 2				
3- 2	0- 0	1- 0	HOME	0- 0	0- 1	2- 1				
0- 6	0- 2	0- 0	AWAY	0- 2	0- 1	0- 1				
0- 0	0- 0	0- 0	NEUTRAL	0- 0	0- 0	0- 0				
2- 12	0- 0	0- 2	CONFERENCE	1- 5	0- 2	1- 3				
1- 5	0- 0	0- 1	HOME	1- 2	0- 1	0- 1				
1- 7	0- 0	0- 1	AWAY	0- 3	0- 1	1- 2				
0- 0	0- 0	0- 0	NEUTRAL	0- 0	0- 0	0- 0				

RPI S	Opponent	Score	RPI S	Opponent	Score	RPI S	Opponent	Score	RPI S	Opponent	Score	Team's RPI: 238
14	A Dayton	56 72	44	A Seton Hall	40 67	57	A DePaul	42 90	118	H Rhode Island	56 63	
16	A FGCU	58 68	44	H Seton Hall	67 68	72	A Creighton	57 84	121	A Butler	61 66	
			49	H Duquesne	67 56	72	H Creighton	54 65	121	H Butler	59 67	
						82	H Villanova	51 49	140	A Bryant	80 90	
						88	A St. John's (NY)	49 70	162	A Hartford	54 57	
						88	H St. John's (NY)	52 68	181	A Xavier	59 71	
						91	A Richmond	59 75	181	H Xavier	57 68	
						99	A Boston College	51 79	206	H Virginia Tech	69 72	
									229	H Brown	78 69	
									232	H UMass Lowell	66 54	
									263	A Marquette	66 58	
									286	A Georgetown	61 69	
LAST 12 Division I GAMES:												
72	A Creighton	57 84	263	A Marquette	66 58							
88	A St. John's (NY)	49 70	72	H Creighton	54 65							
44	A Seton Hall	40 67	44	H Seton Hall	67 68							
181	H Xavier	57 68	286	A Georgetown	61 69							
121	H Butler	59 67	181	A Xavier	59 71							
57	A DePaul	42 90	121	A Butler	61 66							

Non-Div I Games:

Providence

■ Loss,
■ Non-Conf,
■ S Site,
■ Home
■ A Away
N Neutral

Average RPI Win: 299	WON-LOST	WINNING	LAST 10	STRENGTH OF	OPP. STRENGTH	TEAM	ADJ.	CONF.	ADJ CONF.
Average RPI Loss: 192	RECORD	PCT. RANK	GAMES	SCHEDULE	OF SCHEDULE	RPI	RPI	RPI	RPI
DIV. I ONLY	11- 13	203	5- 5	257	349	239	239	29	29
DIV. I NON-CONF.	3- 4	197	0- 0	278	343	199	199	32	32
TOTALS	RPI 1-25	RPI 26-50	W-L RECORDS	RPI 51-100	RPI 101-150	RPI 150+			
11- 13	0- 0	0- 0	OVERALL	0- 2	0- 1	11- 10			
8- 2	0- 0	0- 0	HOME	0- 1	0- 0	8- 1			
3- 11	0- 0	0- 0	AWAY	0- 1	0- 1	3- 9			
0- 0	0- 0	0- 0	NEUTRAL	0- 0	0- 0	0- 0			
3- 4	0- 0	0- 0	NON-CONFERENCE	0- 0	0- 1	3- 3			
1- 0	0- 0	0- 0	HOME	0- 0	0- 0	1- 0			
2- 4	0- 0	0- 0	AWAY	0- 0	0- 1	2- 3			
0- 0	0- 0	0- 0	NEUTRAL	0- 0	0- 0	0- 0			
8- 9	0- 0	0- 0	CONFERENCE	0- 2	0- 0	8- 7			
7- 2	0- 0	0- 0	HOME	0- 1	0- 0	7- 1			
1- 7	0- 0	0- 0	AWAY	0- 1	0- 0	1- 6			
0- 0	0- 0	0- 0	NEUTRAL	0- 0	0- 0	0- 0			

RPI S	Opponent	Score	RPI S	Opponent	Score	RPI S	Opponent	Score	RPI S	Opponent	Score	Team's RPI: 239
						86	A Liberty	42 59	125	A VCU	36 55	
						86	H Liberty	41 63	161	A Old Dominion	26 41	
									181	A Xavier	43 45	
									193	A High Point	49 54	
									193	H High Point	78 59	
									202	A Radford	68 75	
									202	H Radford	35 43	
									210	A Winthrop	51 54	
									218	A Charlotte	50 66	
									219	A Campbell	45 58	
									219	H Campbell	51 42	
									283	H South Carolina St.	46 33	
									289	A Gardner-Webb	47 50	
									289	H Gardner-Webb	55 50	
									307	A Western Caro.	51 44	
									320	A Coastal Caro.	84 78	
									320	H Coastal Caro.	78 56	
									325	A UNC Asheville	46 59	
									325	H UNC Asheville	69 57	
									337	A N.C. Central	45 33	
									346	H Longwood	53 48	
									349	H Charleston So.	71 40	
LAST 12 Division I GAMES:												
			86	H Liberty	41 63		219	H Campbell	51 42			
			320	H Coastal Caro.	78 56		210	A Winthrop	51 54			
			202	A Radford	68 75		349	H Charleston So.	71 40			
			193	H High Point	78 59		346	H Longwood	53 48			
			289	A Gardner-Webb	47 50		320	A Coastal Caro.	84 78			
			325	A UNC Asheville	46 59		202	H Radford	35 43			

Non-Div I Games: Southern Wesleyan 81 50 Allen 120 45

Presbyterian

Loss, Non-Conf, S Site, H Home A Away N Neutral

Average RPI Win: 213	WON-LOST	WINNING	LAST 10	STRENGTH OF	OPP. STRENGTH	TEAM	ADJ.	CONF.	ADJ CONF.
Average RPI Loss: 155	RECORD	PCT. RANK	GAMES	SCHEDULE	OF SCHEDULE	RPI	RPI	RPI	RPI
DIV. I ONLY	7- 15	275	4- 6	169	213	240	240	12	12
DIV. I NON-CONF.	3- 8	263	0- 1	253	258	273	273	13	13
TOTALS	RPI 1-25	RPI 26-50	W-L RECORDS	RPI 51-100	RPI 101-150	RPI 150+			
7- 15	0- 0	0- 1	OVERALL	1- 5	1- 3	5- 6			
3- 6	0- 0	0- 1	HOME	0- 2	0- 1	3- 2			
4- 8	0- 0	0- 0	AWAY	1- 3	1- 2	2- 3			
0- 1	0- 0	0- 0	NEUTRAL	0- 0	0- 0	0- 1			
3- 8	0- 0	0- 0	NON-CONFERENCE	0- 3	1- 2	2- 3			
1- 2	0- 0	0- 0	HOME	0- 1	0- 1	1- 0			
2- 5	0- 0	0- 0	AWAY	0- 2	1- 1	1- 2			
0- 1	0- 0	0- 0	NEUTRAL	0- 0	0- 0	0- 1			
4- 7	0- 0	0- 1	CONFERENCE	1- 2	0- 1	3- 3			
2- 4	0- 0	0- 1	HOME	0- 1	0- 0	2- 2			
2- 3	0- 0	0- 0	AWAY	1- 1	0- 1	1- 1			
0- 0	0- 0	0- 0	NEUTRAL	0- 0	0- 0	0- 0			

RPI S	Opponent	Score	RPI S	Opponent	Score	RPI S	Opponent	Score	RPI S	Opponent	Score
			27	H Green Bay	58 75	52	A Michigan	57 76	101	A Cleveland St.	65 71
						62	A Youngstown St.	59 58	116	A Toledo	83 72
						62	H Youngstown St.	65 70	123	H St. Bonaventure	56 68
						71	A Ohio	57 60	144	A Eastern Mich.	71 75
						85	H Western Mich.	57 71	214	A Ill.-Chicago	76 68
						94	A Wright St.	57 76	214	H Ill.-Chicago	70 65
									215	A Niagara	49 71
									236	A Oakland	58 64
									236	H Oakland	73 62
									257	H Valparaiso	68 74
									270	A Cincinnati	38 70
									280	H Milwaukee	68 84
									299	A IPFW	81 74
									309	N Southeast Mo. St.	51 61
									347	H Delaware St.	74 52
LAST 12 Division I GAMES:											
236	A Oakland	58 64	236	H Oakland	73 62						
62	H Youngstown St.	65 70	101	A Cleveland St.	65 71						
214	A Ill.-Chicago	76 68	214	H Ill.-Chicago	70 65						
257	H Valparaiso	68 74	94	A Wright St.	57 76						
62	A Youngstown St.	59 58	280	H Milwaukee	68 84						
27	H Green Bay	58 75	144	A Eastern Mich.	71 75						

Non-Div I Games: Madonna 76 47 Marygrove 88 46

Detroit

Loss, Non-Conf, S Site, H Home A Away N Neutral

Average RPI Win:	188	WON-LOST	WINNING	LAST 10	STRENGTH OF	OPP. STRENGTH	TEAM	ADJ.	CONF.	ADJ CONF.
Average RPI Loss:	81	RECORD	PCT. RANK	GAMES	SCHEDULE	OF SCHEDULE	RPI	RPI	RPI	RPI
DIV. I ONLY	8- 17	270	2- 8	120	29	241	241	5	5	
DIV. I NON-CONF.	6- 5	145	0- 0	218	121	208	208	4	4	
TOTALS	RPI 1-25	RPI 26-50	W-L RECORDS	RPI 51-100	RPI 101-150	RPI 150+				
8- 17	1- 3	0- 2	OVERALL	0- 8	1- 3	6- 1				
8- 6	1- 1	0- 0	HOME	0- 4	1- 1	6- 0				
0- 9	0- 2	0- 2	AWAY	0- 4	0- 1	0- 0				
0- 2	0- 0	0- 0	NEUTRAL	0- 0	0- 1	0- 1				
6- 5	0- 0	0- 1	NON-CONFERENCE	0- 2	1- 1	5- 1				
6- 1	0- 0	0- 0	HOME	0- 1	1- 0	5- 0				
0- 2	0- 0	0- 1	AWAY	0- 1	0- 0	0- 0				
0- 2	0- 0	0- 0	NEUTRAL	0- 0	0- 1	0- 1				
2- 12	1- 3	0- 1	CONFERENCE	0- 6	0- 2	1- 0				
2- 5	1- 1	0- 0	HOME	0- 3	0- 1	1- 0				
0- 7	0- 2	0- 1	AWAY	0- 3	0- 1	0- 0				
0- 0	0- 0	0- 0	NEUTRAL	0- 0	0- 0	0- 0				

RPI 1-25				RPI 26-50				RPI 51-100				RPI 101+ Team's RPI: 241			
RPI	S	Opponent	Score	RPI	S	Opponent	Score	RPI	S	Opponent	Score	RPI	S	Opponent	Score
10	H	Arizona St.	48 58	31	A	California	49 67	63	H	BYU	56 60	103	N	Ole Miss	38 52
21	A	Stanford	44 55	34	A	Nebraska	43 66	67	A	Washington St.	54 63	111	H	Louisiana Tech	67 52
22	A	Washington	51 63					67	H	Washington St.	52 61	128	A	Colorado	72 77
22	H	Washington	69 61					72	A	Creighton	56 64	128	H	Colorado	54 73
								80	A	Southern California	54 73	167	H	Arizona	62 48
								80	H	Southern California	43 46	218	H	Charlotte	54 52
								89	A	UCLA	45 58	227	H	UNLV	62 49
								89	H	UCLA	46 49	245	H	Idaho St.	59 40
												248	H	San Jose St.	100 87
												266	H	Utah St.	63 57
												290	N	Portland	50 58
LAST 12 Division I GAMES:															
67	H	Washington St.	52 61	22	A	Washington	51 63								
22	H	Washington	69 61	67	A	Washington St.	54 63								
89	A	UCLA	45 58	128	H	Colorado	54 73								
80	A	Southern California	54 73	128	A	Colorado	72 77								
10	H	Arizona St.	48 58	80	H	Southern California	43 46								
167	H	Arizona	62 48	89	H	UCLA	46 49								

Non-Div I Games:

Utah

■ Loss,
 ■ Non-Conf,
 ■ S Site,
 ■ H Home
 ■ A Away
 N Neutral

SMU				STRENGTH OF SCHEDULE	OPP. STRENGTH OF SCHEDULE	TEAM RPI	ADJ. RPI	CONF. RPI	ADJ CONF. RPI
Average RPI Win:	259	WON-LOST RECORD	WINNING PCT. RANK						
Average RPI Loss:	97		LAST 10 GAMES						
DIV. I ONLY	5- 20	309	1- 9	41	94	242	242	7	7
DIV. I NON-CONF.	4- 7	220	0- 0	130	160	245	245	7	7

TOTALS	RPI 1-25	RPI 26-50	W-L RECORDS	RPI 51-100	RPI 101-150	RPI 150+			
5- 20	0- 6	0- 2	OVERALL	0- 4	1- 2	4- 6			
4- 10	0- 3	0- 1	HOME	0- 2	1- 1	3- 3			
1- 8	0- 3	0- 1	AWAY	0- 2	0- 1	1- 1			
0- 2	0- 0	0- 0	NEUTRAL	0- 0	0- 0	0- 2			
4- 7	0- 2	0- 0	NON-CONFERENCE	0- 2	1- 0	3- 3			
4- 3	0- 1	0- 0	HOME	0- 1	1- 0	3- 1			
0- 2	0- 1	0- 0	AWAY	0- 1	0- 0	0- 0			
0- 2	0- 0	0- 0	NEUTRAL	0- 0	0- 0	0- 2			
1- 13	0- 4	0- 2	CONFERENCE	0- 2	0- 2	1- 3			
0- 7	0- 2	0- 1	HOME	0- 1	0- 1	0- 2			
1- 6	0- 2	0- 1	AWAY	0- 1	0- 1	1- 1			
0- 0	0- 0	0- 0	NEUTRAL	0- 0	0- 0	0- 0			

RPI 1-25				RPI 26-50				RPI 51-100				RPI 101+ Team's RPI: 242			
RPI	S	Opponent	Score	RPI	S	Opponent	Score	RPI	S	Opponent	Score	RPI	S	Opponent	Score
6	A	UConn	45 96	48	A	Tulane	58 60	59	A	East Carolina	53 67	139	A	Tulsa	58 74
6	H	UConn	28 87	48	H	Tulane	60 84	59	H	East Carolina	49 67	139	H	Tulsa	59 72
10	A	Arizona St.	42 77					74	A	TCU	63 73	143	H	Eastern Wash.	69 53
19	H	Texas A&M	62 70					80	H	Southern California	57 64	151	A	Temple	64 77
25	A	South Fla.	59 82									163	N	Indiana St.	55 64
25	H	South Fla.	51 72									174	H	Northern Colo.	44 57
												191	N	Auburn	43 56
												243	H	UTEP	63 59
												260	A	UCF	70 60
												260	H	UCF	57 61
												262	H	Houston	45 63
												317	H	North Texas	62 55
												334	H	Florida A&M	77 46
LAST 12 Division I GAMES:															
59	A	East Carolina	53 67	260	H	UCF	57 61								
139	H	Tulsa	59 72	59	H	East Carolina	49 67								
25	H	South Fla.	51 72	48	A	Tulane	58 60								
260	A	UCF	70 60	25	A	South Fla.	59 82								
48	H	Tulane	60 84	6	H	UConn	28 87								
139	A	Tulsa	58 74	262	H	Houston	45 63								

Non-Div I Games:

SMU

■ Loss,
 ■ Non-Conf,
 ■ S Site,
 ■ H Home
 ■ A Away
 N Neutral

Average RPI Win:	243	WON-LOST	WINNING	LAST 10	STRENGTH OF	OPP. STRENGTH	TEAM	ADJ.	CONF.	ADJ CONF.
Average RPI Loss:	151	RECORD	PCT. RANK	GAMES	SCHEDULE	OF SCHEDULE	RPI	RPI	RPI	RPI
DIV. I ONLY	9- 12	222	3- 7	216	219	243	243	17	17	
DIV. I NON-CONF.	4- 4	158	0- 0	268	300	258	258	17	17	
TOTALS	RPI 1-25	RPI 26-50	W-L RECORDS	RPI 51-100	RPI 101-150	RPI 150+				
9- 12	0- 0	0- 2	OVERALL	1- 1	0- 3	8- 6				
7- 5	0- 0	0- 1	HOME	0- 0	0- 1	7- 3				
2- 6	0- 0	0- 1	AWAY	1- 0	0- 2	1- 3				
0- 1	0- 0	0- 0	NEUTRAL	0- 1	0- 0	0- 0				
4- 4	0- 0	0- 0	NON-CONFERENCE	0- 1	0- 1	4- 2				
4- 1	0- 0	0- 0	HOME	0- 0	0- 0	4- 1				
0- 2	0- 0	0- 0	AWAY	0- 0	0- 1	0- 1				
0- 1	0- 0	0- 0	NEUTRAL	0- 1	0- 0	0- 0				
5- 8	0- 0	0- 2	CONFERENCE	1- 0	0- 2	4- 4				
3- 4	0- 0	0- 1	HOME	0- 0	0- 1	3- 2				
2- 4	0- 0	0- 1	AWAY	1- 0	0- 1	1- 2				
0- 0	0- 0	0- 0	NEUTRAL	0- 0	0- 0	0- 0				

RPI S	Opponent	Score	RPI S	Opponent	Score	RPI S	Opponent	Score	RPI S	Opponent	Score	Team's RPI: 243
33	H Western Ky.	74 80	50	A Middle Tenn.	53 74	60	N Kansas St.	43 72	111	A Louisiana Tech	72 90	
						81	A Southern Miss.	71 59	130	A New Mexico	57 72	
									132	H Marshall	71 76	
									152	H New Mexico St.	78 73	
									161	A Old Dominion	50 79	
									177	H UTSA	53 55	
									203	A UAB	52 67	
									218	A Charlotte	75 72	
									224	H Prairie View	86 48	
									231	H Fla. Atlantic	63 68	
									242	A SMU	59 63	
									258	H Rice	54 51	
									273	H Northern Ariz.	82 58	
									284	H Houston Baptist	77 87	
									317	H North Texas	60 58	
									329	H Alcorn	63 53	
									333	H FIU	72 56	
LAST 12 Division I GAMES:												
161	A Old Dominion	50 79	132	H Marshall	71 76							
218	A Charlotte	75 72	33	H Western Ky.	74 80							
333	H FIU	72 56	177	H UTSA	53 55							
231	H Fla. Atlantic	63 68	81	A Southern Miss.	71 59							
50	A Middle Tenn.	53 74	111	A Louisiana Tech	72 90							
203	A UAB	52 67	258	H Rice	54 51							

Non-Div I Games: Eastern N.M. 84 49

UTEP

■ Loss,
 ■ Non-Conf, S Site,
 ■ Home
 ■ Away
 N Neutral

Evansville

Through Games Of Feb. 19, 2015

Average RPI Win:	258	WON-LOST	WINNING	LAST 10	STRENGTH OF	OPP. STRENGTH	TEAM	ADJ.	CONF.	ADJ CONF.
Average RPI Loss:	154	RECORD	PCT. RANK	GAMES	SCHEDULE	OF SCHEDULE	RPI	RPI	RPI	RPI
DIV. I ONLY	10- 13	214	4- 6	315	149	244	244	19	19	
DIV. I NON-CONF.	4- 6	207	0- 0	232	190	206	206	16	16	
TOTALS	RPI 1-25	RPI 26-50	W-L RECORDS	RPI 51-100	RPI 101-150	RPI 150+				
10- 13	0- 1	0- 0	OVERALL	0- 3	2- 4	8- 5				
6- 3	0- 0	0- 0	HOME	0- 1	1- 2	5- 0				
4- 10	0- 1	0- 0	AWAY	0- 2	1- 2	3- 5				
0- 0	0- 0	0- 0	NEUTRAL	0- 0	0- 0	0- 0				
4- 6	0- 1	0- 0	NON-CONFERENCE	0- 1	1- 2	3- 2				
3- 0	0- 0	0- 0	HOME	0- 0	1- 0	2- 0				
1- 6	0- 1	0- 0	AWAY	0- 1	0- 2	1- 2				
0- 0	0- 0	0- 0	NEUTRAL	0- 0	0- 0	0- 0				
6- 7	0- 0	0- 0	CONFERENCE	0- 2	1- 2	5- 3				
3- 3	0- 0	0- 0	HOME	0- 1	0- 2	3- 0				
3- 4	0- 0	0- 0	AWAY	0- 1	1- 0	2- 3				
0- 0	0- 0	0- 0	NEUTRAL	0- 0	0- 0	0- 0				

RPI 1-25				RPI 26-50				RPI 51-100				RPI 101+ Team's RPI: 244			
RPI	S	Opponent	Score	RPI	S	Opponent	Score	RPI	S	Opponent	Score	RPI	S	Opponent	Score
8	A	Louisville	51 73					55	A	Wichita St.	44 54	107	A	Southern Ill.	63 58
								68	A	West Virginia	39 83	107	H	Southern Ill.	53 62
								73	H	Drake	62 79	113	H	UNI	44 58
												126	A	Ball St.	70 76
												137	H	Troy	94 85
												146	A	UT Martin	74 84
												163	A	Indiana St.	52 67
												194	A	Missouri St.	65 56
												237	A	IUPUI	50 62
												253	H	Austin Peay	72 68
												298	A	Loyola Chicago	58 70
												298	H	Loyola Chicago	63 38
												299	A	IPFW	59 77
												306	H	Miami (OH)	51 41
												313	A	Bradley	50 56
												313	H	Bradley	86 46
												319	A	Illinois St.	62 50
												319	H	Illinois St.	69 52
												330	A	Murray St.	93 83
LAST 12 Division I GAMES:															
319	H	Illinois St.	69 52	113	H	UNI	44 58								
107	H	Southern Ill.	53 62	107	A	Southern Ill.	63 58								
313	A	Bradley	50 56	319	A	Illinois St.	62 50								
298	A	Loyola Chicago	58 70	313	H	Bradley	86 46								
163	A	Indiana St.	52 67	298	H	Loyola Chicago	63 38								
73	H	Drake	62 79	55	A	Wichita St.	44 54								

Non-Div I Games: Oakland City 81 40

Evansville

Loss, Non-Conf, S Site, H Home A Away N Neutral

Average RPI Win:	241	WON-LOST	WINNING	LAST 10	STRENGTH OF	OPP. STRENGTH	TEAM	ADJ.	CONF.	ADJ CONF.
Average RPI Loss:	164	RECORD	PCT. RANK	GAMES	SCHEDULE	OF SCHEDULE	RPI	RPI	RPI	RPI
DIV. I ONLY	9- 14	237	4- 6	226	246	245	245	21	21	
DIV. I NON-CONF.	3- 6	234	0- 0	252	201	261	261	21	21	
TOTALS	RPI 1-25	RPI 26-50	W-L RECORDS	RPI 51-100	RPI 101-150	RPI 150+				
9- 14	0- 0	0- 1	OVERALL	0- 2	1- 4	8- 7				
5- 5	0- 0	0- 0	HOME	0- 1	1- 3	4- 1				
3- 8	0- 0	0- 1	AWAY	0- 1	0- 1	3- 5				
1- 1	0- 0	0- 0	NEUTRAL	0- 0	0- 0	1- 1				
3- 6	0- 0	0- 1	NON-CONFERENCE	0- 2	0- 1	3- 2				
1- 2	0- 0	0- 0	HOME	0- 1	0- 1	1- 0				
1- 3	0- 0	0- 1	AWAY	0- 1	0- 0	1- 1				
1- 1	0- 0	0- 0	NEUTRAL	0- 0	0- 0	1- 1				
6- 8	0- 0	0- 0	CONFERENCE	0- 0	1- 3	5- 5				
4- 3	0- 0	0- 0	HOME	0- 0	1- 2	3- 1				
2- 5	0- 0	0- 0	AWAY	0- 0	0- 1	2- 4				
0- 0	0- 0	0- 0	NEUTRAL	0- 0	0- 0	0- 0				

RPI 1-25				RPI 26-50				RPI 51-100				RPI 101+				Team's RPI: 245	
RPI	S	Opponent	Score	RPI	S	Opponent	Score	RPI	S	Opponent	Score	RPI	S	Opponent	Score		
				39	A	Gonzaga	63 88	67	A	Washington St.	34 84	112	A	Montana	65 77		
								73	H	Drake	66 80	112	H	Montana	51 69		
												120	H	North Dakota	75 69		
												143	H	Eastern Wash.	75 88		
												149	H	Boise St.	62 86		
												154	A	Sacramento St.	53 84		
												174	H	Northern Colo.	70 61		
												186	A	Montana St.	65 62		
												201	H	Idaho	71 50		
												225	N	San Diego St.	53 68		
												233	A	Southern Utah	75 76		
												233	H	Southern Utah	61 68		
												241	A	Utah	40 59		
												246	A	Weber St.	57 63		
												262	N	Houston	73 67		
												273	A	Northern Ariz.	47 64		
												273	H	Northern Ariz.	69 68		
												305	A	Portland St.	65 53		
												323	H	Utah Valley	68 67		
												324	A	Seattle	63 55		
LAST 12 Division I GAMES:																	
				112	H	Montana	51 69	305	A	Portland St.	65 53						
				233	A	Southern Utah	75 76	154	A	Sacramento St.	53 84						
				273	A	Northern Ariz.	47 64	273	H	Northern Ariz.	69 68						
				246	A	Weber St.	57 63	233	H	Southern Utah	61 68						
				120	H	North Dakota	75 69	112	A	Montana	65 77						
				174	H	Northern Colo.	70 61	186	A	Montana St.	65 62						

Non-Div I Games: Col. of Idaho 81 48 Northwest Nazarene 88 69

Idaho St.

■ Loss,
 ■ Non-Conf,
 ■ S Site,
 ■ Home
 ■ A Away
 N Neutral

Average RPI Win:	251	WON-LOST	WINNING	LAST 10	STRENGTH OF	OPP. STRENGTH	TEAM	ADJ.	CONF.	ADJ CONF.
Average RPI Loss:	158	RECORD	PCT. RANK	GAMES	SCHEDULE	OF SCHEDULE	RPI	RPI	RPI	RPI
DIV. I ONLY	9- 14	237	6- 4	215	263	246	246	21	21	
DIV. I NON-CONF.	3- 6	234	0- 0	190	275	244	244	21	21	
TOTALS	RPI 1-25	RPI 26-50	W-L RECORDS	RPI 51-100	RPI 101-150	RPI 150+				
9- 14	0- 0	0- 0	OVERALL	0- 3	0- 4	9- 7				
5- 7	0- 0	0- 0	HOME	0- 2	0- 2	5- 3				
4- 6	0- 0	0- 0	AWAY	0- 1	0- 1	4- 4				
0- 1	0- 0	0- 0	NEUTRAL	0- 0	0- 1	0- 0				
3- 6	0- 0	0- 0	NON-CONFERENCE	0- 3	0- 1	3- 2				
1- 3	0- 0	0- 0	HOME	0- 2	0- 0	1- 1				
2- 2	0- 0	0- 0	AWAY	0- 1	0- 0	2- 1				
0- 1	0- 0	0- 0	NEUTRAL	0- 0	0- 1	0- 0				
6- 8	0- 0	0- 0	CONFERENCE	0- 0	0- 3	6- 5				
4- 4	0- 0	0- 0	HOME	0- 0	0- 2	4- 2				
2- 4	0- 0	0- 0	AWAY	0- 0	0- 1	2- 3				
0- 0	0- 0	0- 0	NEUTRAL	0- 0	0- 0	0- 0				

RPI S	Opponent	Score	RPI S	Opponent	Score	RPI S	Opponent	Score	RPI S	Opponent	Score	Team's RPI: 246
						51	H Oklahoma St.	49 55	112	A Montana	43 53	
						63	A BYU	53 64	120	H North Dakota	54 57	
						64	H San Diego	50 59	143	H Eastern Wash.	55 69	
									144	N Eastern Mich.	42 57	
									152	A New Mexico St.	100 97	
									154	A Sacramento St.	65 108	
									174	H Northern Colo.	59 52	
									186	A Montana St.	54 62	
									186	H Montana St.	49 60	
									192	H Cal St. Fullerton	68 70	
									201	H Idaho	60 67	
									233	A Southern Utah	50 48	
									233	H Southern Utah	60 39	
									245	H Idaho St.	63 57	
									273	A Northern Ariz.	52 56	
									273	H Northern Ariz.	66 53	
									301	H Denver	65 63	
									305	A Portland St.	60 51	
									323	A Utah Valley	40 61	
									345	A Air Force	71 53	
LAST 12 Division I GAMES:												
			186	H Montana St.	49 60		154	A Sacramento St.	65 108			
			273	A Northern Ariz.	52 56		305	A Portland St.	60 51			
			233	A Southern Utah	50 48		233	H Southern Utah	60 39			
			245	H Idaho St.	63 57		273	H Northern Ariz.	66 53			
			174	H Northern Colo.	59 52		186	A Montana St.	54 62			
			120	H North Dakota	54 57		112	A Montana	43 53			

Non-Div I Games: Bristol 94 48 Montana Western 77 31

Weber St.

■ Loss,
■ Non-Conf,
■ S Site,
■ H Home
■ A Away
N Neutral

Average RPI Win:	250	WON-LOST	WINNING	LAST 10	STRENGTH OF	OPP. STRENGTH	TEAM	ADJ.	CONF.	ADJ CONF.
Average RPI Loss:	141	RECORD	PCT. RANK	GAMES	SCHEDULE	OF SCHEDULE	RPI	RPI	RPI	RPI
DIV. I ONLY	7- 17	283	0- 7	154	170	247	247	11	11	
DIV. I NON-CONF.	4- 9	243	0- 1	277	218	294	294	12	12	
TOTALS	RPI 1-25	RPI 26-50	W-L RECORDS	RPI 51-100	RPI 101-150	RPI 150+				
7- 17	0- 3	0- 2	OVERALL	0- 2	1- 0	6- 10				
4- 7	0- 2	0- 1	HOME	0- 1	1- 0	3- 3				
3- 9	0- 1	0- 1	AWAY	0- 1	0- 0	3- 6				
0- 1	0- 0	0- 0	NEUTRAL	0- 0	0- 0	0- 1				
4- 9	0- 1	0- 0	NON-CONFERENCE	0- 2	0- 0	4- 6				
3- 3	0- 1	0- 0	HOME	0- 1	0- 0	3- 1				
1- 5	0- 0	0- 0	AWAY	0- 1	0- 0	1- 4				
0- 1	0- 0	0- 0	NEUTRAL	0- 0	0- 0	0- 1				
3- 8	0- 2	0- 2	CONFERENCE	0- 0	1- 0	2- 4				
1- 4	0- 1	0- 1	HOME	0- 0	1- 0	0- 2				
2- 4	0- 1	0- 1	AWAY	0- 0	0- 0	2- 2				
0- 0	0- 0	0- 0	NEUTRAL	0- 0	0- 0	0- 0				

RPI 1-25				RPI 26-50				RPI 51-100				RPI 101+ Team's RPI: 247			
RPI	S	Opponent	Score	RPI	S	Opponent	Score	RPI	S	Opponent	Score	RPI	S	Opponent	Score
1	H	Tennessee	51 85	43	A	Stetson	75 103	94	H	Wright St.	66 79	134	H	Kennesaw St.	79 61
16	A	FGCU	43 69	43	H	Stetson	77 82	95	A	Georgia Tech	53 71	158	N	Harvard	63 84
16	H	FGCU	49 71									166	A	Belmont	60 80
												180	A	Northern Ky.	57 64
												180	H	Northern Ky.	70 81
												181	A	Xavier	38 62
												203	A	UAB	54 72
												212	A	USC Upstate	68 71
												221	A	Morehead St.	61 59
												223	H	Tennessee St.	55 73
												230	A	Jacksonville	75 63
												255	A	North Florida	71 62
												255	H	North Florida	54 57
												287	H	Jackson St.	72 45
												288	H	Ga. Southern	80 74
												330	A	Murray St.	71 74
												335	H	Tennessee Tech	72 53
LAST 12 Division I GAMES:															
158	N	Harvard	63 84	16	H	FGCU	49 71								
255	H	North Florida	54 57	255	A	North Florida	71 62								
16	A	FGCU	43 69	230	A	Jacksonville	75 63								
43	A	Stetson	75 103	134	H	Kennesaw St.	79 61								
180	A	Northern Ky.	57 64	212	A	USC Upstate	68 71								
43	H	Stetson	77 82	180	H	Northern Ky.	70 81								

Non-Div I Games: Trevecca Nazarene 95 71

Lipscomb

Loss, Non-Conf, S Site, H Home A Away N Neutral

Average RPI Win:	218	WON-LOST	WINNING	LAST 10	STRENGTH OF	OPP. STRENGTH	TEAM	ADJ.	CONF.	ADJ CONF.
Average RPI Loss:	171	RECORD	PCT. RANK	GAMES	SCHEDULE	OF SCHEDULE	RPI	RPI	RPI	RPI
DIV. I ONLY	10- 13	214	3- 7	306	134	248	248	22	22	
DIV. I NON-CONF.	5- 5	158	0- 0	297	77	183	183	19	19	
TOTALS	RPI 1-25	RPI 26-50	W-L RECORDS	RPI 51-100	RPI 101-150	RPI 150+				
10- 13	0- 0	0- 1	OVERALL	2- 2	1- 3	7- 7				
7- 3	0- 0	0- 0	HOME	2- 0	1- 1	4- 2				
2- 10	0- 0	0- 1	AWAY	0- 2	0- 2	2- 5				
1- 0	0- 0	0- 0	NEUTRAL	0- 0	0- 0	1- 0				
5- 5	0- 0	0- 1	NON-CONFERENCE	1- 0	0- 2	4- 2				
3- 0	0- 0	0- 0	HOME	1- 0	0- 0	2- 0				
1- 5	0- 0	0- 1	AWAY	0- 0	0- 2	1- 2				
1- 0	0- 0	0- 0	NEUTRAL	0- 0	0- 0	1- 0				
5- 8	0- 0	0- 0	CONFERENCE	1- 2	1- 1	3- 5				
4- 3	0- 0	0- 0	HOME	1- 0	1- 1	2- 2				
1- 5	0- 0	0- 0	AWAY	0- 2	0- 0	1- 3				
0- 0	0- 0	0- 0	NEUTRAL	0- 0	0- 0	0- 0				

RPI S	Opponent	Score	RPI S	Opponent	Score	RPI S	Opponent	Score	RPI S	Opponent	Score	Team's RPI: 248
31	A California	87 110	54	A Fresno St.	46 58	128	A Colorado	89 97	130	H New Mexico	62 64	
			54	H Fresno St.	56 51	131	A UC Riverside	80 100	149	H Boise St.	88 78	
			69	A Colorado St.	59 77	154	H Sacramento St.	102 94	179	A San Francisco	62 77	
			100	H UC Davis	89 75	208	A Wyoming	60 96	208	H Wyoming	61 71	
						227	H UNLV	68 72	241	A Utah	87 100	
						266	A Utah St.	80 85	266	H Utah St.	62 58	
						269	A UC Irvine	91 65	270	N Cincinnati	79 54	
						278	A Nevada	80 77	294	H Columbia	119 76	
						345	A Air Force	80 83	345	H Air Force	91 64	
LAST 12 Division I GAMES:												
266	A Utah St.	80 85	149	H Boise St.	88 78							
208	H Wyoming	61 71	69	A Colorado St.	59 77							
278	A Nevada	80 77	54	A Fresno St.	46 58							
54	H Fresno St.	56 51	227	H UNLV	68 72							
130	H New Mexico	62 64	345	H Air Force	91 64							
345	A Air Force	80 83	208	A Wyoming	60 96							

Non-Div I Games: Southern Ore. 110 91

San Jose St.

Average RPI Win:	209	WON-LOST	WINNING	LAST 10	STRENGTH OF	OPP. STRENGTH	TEAM	ADJ.	CONF.	ADJ CONF.
Average RPI Loss:	126	RECORD	PCT. RANK	GAMES	SCHEDULE	OF SCHEDULE	RPI	RPI	RPI	RPI
DIV. I ONLY	5- 21	313	1- 9	80	113	249	249	6	6	
DIV. I NON-CONF.	4- 9	243	0- 0	143	225	224	224	6	6	
TOTALS	RPI 1-25	RPI 26-50	W-L RECORDS	RPI 51-100	RPI 101-150	RPI 150+				
5- 21	0- 3	0- 2	OVERALL	0- 4	1- 4	4- 8				
2- 10	0- 2	0- 0	HOME	0- 3	0- 2	2- 3				
3- 10	0- 1	0- 2	AWAY	0- 1	1- 2	2- 4				
0- 1	0- 0	0- 0	NEUTRAL	0- 0	0- 0	0- 1				
4- 9	0- 1	0- 1	NON-CONFERENCE	0- 2	1- 1	3- 4				
2- 3	0- 1	0- 0	HOME	0- 1	0- 0	2- 1				
2- 5	0- 0	0- 1	AWAY	0- 1	1- 1	1- 2				
0- 1	0- 0	0- 0	NEUTRAL	0- 0	0- 0	0- 1				
1- 12	0- 2	0- 1	CONFERENCE	0- 2	0- 3	1- 4				
0- 7	0- 1	0- 0	HOME	0- 2	0- 2	0- 2				
1- 5	0- 1	0- 1	AWAY	0- 0	0- 1	1- 2				
0- 0	0- 0	0- 0	NEUTRAL	0- 0	0- 0	0- 0				

RPI 1-25				RPI 26-50				RPI 51-100				RPI 101+ Team's RPI: 249			
RPI	S	Opponent	Score	RPI	S	Opponent	Score	RPI	S	Opponent	Score	RPI	S	Opponent	Score
14	H	Dayton	51 67	36	A	Rutgers	44 100	75	A	North Carolina St.	66 82	110	A	Virginia	67 57
18	A	George Washington	35 52	49	A	Duquesne	47 83	80	H	Southern California	64 99	114	H	Saint Joseph's	52 57
20	H	James Madison	57 73					83	H	Fordham	45 66	118	H	Rhode Island	62 71
								91	H	Richmond	48 56	125	A	VCU	53 62
												136	A	Furman	60 67
												156	A	Saint Louis	53 50
												156	H	Saint Louis	59 77
												178	H	La Salle	54 63
												193	H	High Point	76 57
												198	A	Massachusetts	49 60
												204	H	N.C. A&T	57 62
												210	A	Winthrop	60 75
												218	A	Charlotte	51 86
												226	A	George Mason	60 63
												289	A	Gardner-Webb	68 67
												297	H	Mt. St. Mary's	67 62
												306	N	Miami (OH)	58 59
LAST 12 Division I GAMES:															
198	A	Massachusetts	49 60	49	A	Duquesne	47 83								
156	H	Saint Louis	59 77	91	H	Richmond	48 56								
226	A	George Mason	60 63	156	A	Saint Louis	53 50								
18	A	George Washington	35 52	125	A	VCU	53 62								
114	H	Saint Joseph's	52 57	118	H	Rhode Island	62 71								
83	H	Fordham	45 66	14	H	Dayton	51 67								

Non-Div I Games:

Davidson

■ Loss,
 ■ Non-Conf,
 ■ S Site,
 ■ H Home
 ■ A Away
 N Neutral

Average RPI Win:	210	WON-LOST	WINNING	LAST 10	STRENGTH OF	OPP. STRENGTH	TEAM	ADJ.	CONF.	ADJ CONF.
Average RPI Loss:	142	RECORD	PCT. RANK	GAMES	SCHEDULE	OF SCHEDULE	RPI	RPI	RPI	RPI
DIV. I ONLY	9- 15	245	4- 6	177	156	250	250	13	13	
DIV. I NON-CONF.	3- 7	250	0- 0	237	282	314	314	11	11	
TOTALS	RPI 1-25	RPI 26-50	W-L RECORDS	RPI 51-100	RPI 101-150	RPI 150+				
9- 15	0- 2	0- 1	OVERALL	0- 3	3- 3	6- 6				
8- 6	0- 1	0- 0	HOME	0- 2	2- 1	6- 2				
1- 9	0- 1	0- 1	AWAY	0- 1	1- 2	0- 4				
0- 0	0- 0	0- 0	NEUTRAL	0- 0	0- 0	0- 0				
3- 7	0- 0	0- 1	NON-CONFERENCE	0- 1	1- 2	2- 3				
3- 4	0- 0	0- 0	HOME	0- 1	1- 1	2- 2				
0- 3	0- 0	0- 1	AWAY	0- 0	0- 1	0- 1				
0- 0	0- 0	0- 0	NEUTRAL	0- 0	0- 0	0- 0				
6- 8	0- 2	0- 0	CONFERENCE	0- 2	2- 1	4- 3				
5- 2	0- 1	0- 0	HOME	0- 1	1- 0	4- 0				
1- 6	0- 1	0- 0	AWAY	0- 1	1- 1	0- 3				
0- 0	0- 0	0- 0	NEUTRAL	0- 0	0- 0	0- 0				

RPI 1-25				RPI 26-50				RPI 51-100				RPI 101+ Team's RPI: 250			
RPI	S	Opponent	Score	RPI	S	Opponent	Score	RPI	S	Opponent	Score	RPI	S	Opponent	Score
20	A	James Madison	57 74	43	A	Stetson	55 72	76	A	Drexel	53 58	108	A	Hofstra	57 71
20	H	James Madison	49 85					76	H	Drexel	44 61	115	H	East Tenn. St.	61 48
								91	H	Richmond	67 77	119	A	Elon	86 82
												119	H	Elon	76 68
												125	H	VCU	53 59
												148	A	Appalachian St.	72 82
												168	A	William & Mary	62 67
												168	H	William & Mary	63 62
												175	A	Delaware	60 69
												219	H	Campbell	89 80
												228	H	Towson	71 63
												231	A	Fla. Atlantic	80 84
												255	H	North Florida	41 55
												277	H	Col. of Charleston	69 57
												293	A	Northeastern	64 73
												293	H	Northeastern	84 78
												307	H	Western Caro.	53 64
												349	H	Charleston So.	80 70
LAST 12 Division I GAMES:															
20	H	James Madison	49 85	228	H	Towson	71 63								
293	H	Northeastern	84 78	119	H	Elon	76 68								
119	A	Elon	86 82	108	A	Hofstra	57 71								
175	A	Delaware	60 69	293	A	Northeastern	64 73								
76	H	Drexel	44 61	76	A	Drexel	53 58								
168	A	William & Mary	62 67	277	H	Col. of Charleston	69 57								

Non-Div I Games: UNC Pembroke 75 38

UNCW

■ Loss,
 ■ Non-Conf,
 ■ S Site,
 ■ Home
 ■ Away
 N Neutral

Cambridge				Through Games of Feb. 19, 1919						
Average RPI Win:	302	WON-LOST	WINNING	LAST 10	STRENGTH OF	OPP. STRENGTH	TEAM	ADJ.	CONF.	ADJ CONF.
Average RPI Loss:	122	RECORD	PCT. RANK	GAMES	SCHEDULE	OF SCHEDULE	RPI	RPI	RPI	RPI
DIV. I ONLY	8- 17	270	3- 7	205	208	251	251	24	24	
DIV. I NON-CONF.	2- 7	290	0- 0	110	152	242	242	23	23	

TOTALS	RPI 1-25	RPI 26-50		W-L RECORDS		RPI 51-100	RPI 101-150	RPI 150+		
8- 17	0- 0	0- 3		OVERALL		0- 3	0- 5	8- 6		
3- 8	0- 0	0- 1		HOME		0- 2	0- 2	3- 3		
5- 9	0- 0	0- 2		AWAY		0- 1	0- 3	5- 3		
0- 0	0- 0	0- 0		NEUTRAL		0- 0	0- 0	0- 0		
2- 7	0- 0	0- 1		NON-CONFERENCE		0- 3	0- 3	2- 0		
1- 3	0- 0	0- 0		HOME		0- 2	0- 1	1- 0		
1- 4	0- 0	0- 1		AWAY		0- 1	0- 2	1- 0		
0- 0	0- 0	0- 0		NEUTRAL		0- 0	0- 0	0- 0		
6- 10	0- 0	0- 2		CONFERENCE		0- 0	0- 2	6- 6		
2- 5	0- 0	0- 1		HOME		0- 0	0- 1	2- 3		
4- 5	0- 0	0- 1		AWAY		0- 0	0- 1	4- 3		
0- 0	0- 0	0- 0		NEUTRAL		0- 0	0- 0	0- 0		

RPI 1-25				RPI 26-50				RPI 51-100				RPI 101+				Team's RPI: 251	
RPI	S	Opponent	Score	RPI	S	Opponent	Score	RPI	S	Opponent	Score	RPI	S	Opponent	Score		
				29	A	Syracuse	37 70	52	A	Michigan	43 79	122	A	Marist	64 74		
				32	A	Quinnipiac	85 88	62	H	Youngstown St.	48 80	122	H	Marist	49 63		
				32	H	Quinnipiac	66 86	84	H	Albany (NY)	59 64	123	A	St. Bonaventure	46 62		
												127	H	Buffalo	55 72		
												140	A	Bryant	68 71		
												171	A	Fairfield	58 61		
												171	H	Fairfield	54 63		
												176	A	Iona	75 85		
												176	H	Iona	62 80		
												187	H	Siena	70 71		
												215	A	Niagara	66 55		
												259	A	Monmouth	75 58		
												276	A	Rider	51 52		
												316	A	Saint Francis (PA)	87 74		
												321	H	Binghamton	91 75		
												322	A	Manhattan	56 45		
												322	H	Manhattan	55 44		
												332	A	Saint Peter's	57 45		
												332	H	Saint Peter's	75 50		
LAST 12 Division I GAMES:																	
				32	A	Quinnipiac	85 88	176	H	Iona	62 80						
				171	A	Fairfield	58 61	215	A	Niagara	66 55						
				122	H	Marist	49 63	332	A	Saint Peter's	57 45						
				171	H	Fairfield	54 63	122	A	Marist	64 74						
				276	A	Rider	51 52	187	H	Siena	70 71						
				259	A	Monmouth	75 58	32	H	Quinnipiac	66 86						

Non-Div I Games:

Canisius

■ Loss, ■ Non-Conf, S Site, H Home A Away N Neutral

Average RPI Win:	237	WON-LOST	WINNING	LAST 10	STRENGTH OF	OPP. STRENGTH	TEAM	ADJ.	CONF.	ADJ CONF.
Average RPI Loss:	169	RECORD	PCT. RANK	GAMES	SCHEDULE	OF SCHEDULE	RPI	RPI	RPI	RPI
DIV. I ONLY	10- 13	214	5- 5	304	229	252	252	16	16	
DIV. I NON-CONF.	4- 6	207	0- 0	338	269	295	295	18	18	
TOTALS	RPI 1-25	RPI 26-50	W-L RECORDS	RPI 51-100	RPI 101-150	RPI 150+				
10- 13	0- 0	0- 0	OVERALL	1- 3	2- 5	7- 5				
7- 2	0- 0	0- 0	HOME	1- 1	1- 0	5- 1				
2- 10	0- 0	0- 0	AWAY	0- 1	1- 5	1- 4				
1- 1	0- 0	0- 0	NEUTRAL	0- 1	0- 0	1- 0				
4- 6	0- 0	0- 0	NON-CONFERENCE	0- 1	0- 2	4- 3				
2- 1	0- 0	0- 0	HOME	0- 0	0- 0	2- 1				
1- 4	0- 0	0- 0	AWAY	0- 0	0- 2	1- 2				
1- 1	0- 0	0- 0	NEUTRAL	0- 1	0- 0	1- 0				
6- 7	0- 0	0- 0	CONFERENCE	1- 2	2- 3	3- 2				
5- 1	0- 0	0- 0	HOME	1- 1	1- 0	3- 0				
1- 6	0- 0	0- 0	AWAY	0- 1	1- 3	0- 2				
0- 0	0- 0	0- 0	NEUTRAL	0- 0	0- 0	0- 0				

RPI 1-25				RPI 26-50				RPI 51-100				RPI 101+ Team's RPI: 252			
RPI	S	Opponent	Score	RPI	S	Opponent	Score	RPI	S	Opponent	Score	RPI	S	Opponent	Score
								65	H	Akron	62 56	113	A	UNI	42 51
								70	N	South Dakota St.	42 55	116	A	Toledo	57 73
								71	A	Ohio	40 67	124	A	Missouri	44 47
								85	H	Western Mich.	51 60	126	A	Ball St.	65 62
												127	A	Buffalo	43 47
												141	A	Central Mich.	43 56
												144	H	Eastern Mich.	54 48
												169	H	SIUE	69 47
												214	A	Ill.-Chicago	47 61
												257	H	Valparaiso	50 65
												281	A	Bowling Green	59 65
												281	H	Bowling Green	67 50
												300	A	Kent St.	52 54
												300	H	Kent St.	66 49
												302	A	Eastern Ill.	46 55
												306	H	Miami (OH)	60 49
												313	A	Bradley	67 54
												319	H	Illinois St.	55 51
												347	N	Delaware St.	79 59
LAST 12 Division I GAMES:															
116	A	Toledo	57 73	281	H	Bowling Green	67 50								
300	A	Kent St.	52 54	127	A	Buffalo	43 47								
85	H	Western Mich.	51 60	71	A	Ohio	40 67								
65	H	Akron	62 56	300	H	Kent St.	66 49								
306	H	Miami (OH)	60 49	281	A	Bowling Green	59 65								
126	A	Ball St.	65 62	141	A	Central Mich.	43 56								

Non-Div I Games:

Northern Ill.

■ Loss,
 ■ Non-Conf,
 ■ S Site,
 ■ H Home
 ■ A Away
 N Neutral

Average RPI Win: 247	WON-LOST	WINNING	LAST 10	STRENGTH OF	OPP. STRENGTH	TEAM	ADJ.	CONF.	ADJ CONF.
Average RPI Loss: 168	RECORD	PCT. RANK	GAMES	SCHEDULE	OF SCHEDULE	RPI	RPI	RPI	RPI
DIV. I ONLY	8- 18	277	3- 7	131	313	253	253	26	26
DIV. I NON-CONF.	2- 10	311	0- 0	33	261	235	235	26	26
TOTALS	RPI 1-25	RPI 26-50	W-L RECORDS	RPI 51-100	RPI 101-150	RPI 150+			
8- 18	0- 0	0- 2	OVERALL	0- 2	0- 4	8- 10			
4- 8	0- 0	0- 1	HOME	0- 1	0- 2	4- 4			
3- 9	0- 0	0- 1	AWAY	0- 1	0- 2	3- 5			
1- 1	0- 0	0- 0	NEUTRAL	0- 0	0- 0	1- 1			
2- 10	0- 0	0- 2	NON-CONFERENCE	0- 2	0- 2	2- 4			
1- 3	0- 0	0- 1	HOME	0- 1	0- 1	1- 0			
0- 6	0- 0	0- 1	AWAY	0- 1	0- 1	0- 3			
1- 1	0- 0	0- 0	NEUTRAL	0- 0	0- 0	1- 1			
6- 8	0- 0	0- 0	CONFERENCE	0- 0	0- 2	6- 6			
3- 5	0- 0	0- 0	HOME	0- 0	0- 1	3- 4			
3- 3	0- 0	0- 0	AWAY	0- 0	0- 1	3- 2			
0- 0	0- 0	0- 0	NEUTRAL	0- 0	0- 0	0- 0			

RPI 1-25			RPI 26-50			RPI 51-100			RPI 101+ Team's RPI: 253		
RPI	S	Opponent	Score	RPI	S	Opponent	Score	RPI	S	Opponent	Score
26	A	Chattanooga	65 76	81	A	Southern Miss.	71 80	107	H	Southern Ill.	65 75
33	H	Western Ky.	68 91	94	H	Wright St.	73 85	112	A	Montana	62 83
								146	A	UT Martin	63 91
								146	H	UT Martin	61 71
								156	N	Saint Louis	86 81
								159	A	Memphis	60 65
								160	N	Oral Roberts	60 73
								166	H	Belmont	72 59
								169	A	SIUE	67 87
								169	H	SIUE	62 77
								199	A	Jacksonville St.	57 54
								221	H	Morehead St.	72 82
								223	H	Tennessee St.	78 81
								244	A	Evansville	68 72
								265	A	Central Ark.	54 63
								270	A	Eastern Ky.	81 71
								275	H	Grand Canyon	84 77
								302	A	Eastern Ill.	66 63
								302	H	Eastern Ill.	83 72
								309	H	Southeast Mo. St.	70 62
								330	H	Murray St.	84 98
								335	A	Tennessee Tech	71 75
LAST 12 Division I GAMES:											
169	H	SIUE	62 77	169	A	SIUE	67 87				
146	A	UT Martin	63 91	302	A	Eastern Ill.	66 63				
302	H	Eastern Ill.	83 72	221	H	Morehead St.	72 82				
330	H	Murray St.	84 98	223	H	Tennessee St.	78 81				
146	H	UT Martin	61 71	166	H	Belmont	72 59				
309	H	Southeast Mo. St.	70 62	335	A	Tennessee Tech	71 75				

Non-Div I Games: Brescia 99 63

Austin Peay

■ Loss,
 ■ Non-Conf,
 ■ S Site,
 ■ H Home
 ■ A Away
 N Neutral

Average RPI Win:	276	WON-LOST	WINNING	LAST 10	STRENGTH OF	OPP. STRENGTH	TEAM	ADJ.	CONF.	ADJ CONF.
Average RPI Loss:	184	RECORD	PCT. RANK	GAMES	SCHEDULE	OF SCHEDULE	RPI	RPI	RPI	RPI
DIV. I ONLY	10- 10	174	5- 4	317	306	254	254	27	27	
DIV. I NON-CONF.	4- 3	136	0- 0	275	251	147	147	27	27	
TOTALS	RPI 1-25	RPI 26-50	W-L RECORDS	RPI 51-100	RPI 101-150	RPI 150+				
10- 10	0- 0	0- 0	OVERALL	0- 1	1- 2	9- 7				
5- 5	0- 0	0- 0	HOME	0- 0	1- 1	4- 4				
4- 5	0- 0	0- 0	AWAY	0- 1	0- 1	4- 3				
1- 0	0- 0	0- 0	NEUTRAL	0- 0	0- 0	1- 0				
4- 3	0- 0	0- 0	NON-CONFERENCE	0- 1	1- 1	3- 1				
2- 0	0- 0	0- 0	HOME	0- 0	1- 0	1- 0				
1- 3	0- 0	0- 0	AWAY	0- 1	0- 1	1- 1				
1- 0	0- 0	0- 0	NEUTRAL	0- 0	0- 0	1- 0				
6- 7	0- 0	0- 0	CONFERENCE	0- 0	0- 1	6- 6				
3- 5	0- 0	0- 0	HOME	0- 0	0- 1	3- 4				
3- 2	0- 0	0- 0	AWAY	0- 0	0- 0	3- 2				
0- 0	0- 0	0- 0	NEUTRAL	0- 0	0- 0	0- 0				

RPI 1-25			RPI 26-50			RPI 51-100			RPI 101+			Team's RPI: 254
RPI	S	Opponent	Score	RPI	S	Opponent	Score	RPI	S	Opponent	Score	
						60 A Kansas St.	53 68	102 A Texas Tech		44 61		
								138 H Stephen F. Austin		69 71		
								143 H Eastern Wash.		79 72		
								177 A UTSA		57 70		
								182 A Lamar		72 76		
								182 H Lamar		58 73		
								211 A McNeese St.		75 59		
								220 A Northwestern St.		56 61		
								222 H Nicholls St.		39 63		
								226 N George Mason		88 86		
								265 H Central Ark.		60 66		
								268 H A&M-Corpus Christi		76 41		
								284 A Houston Baptist		53 50		
								291 A Sam Houston St.		63 48		
								291 H Sam Houston St.		58 63		
								315 H Southeastern La.		75 74		
								339 H Incarnate Word		78 54		
								340 A UMKC		80 55		
								345 H Air Force		80 44		
LAST 12 Division I GAMES:												
268	H	A&M-Corpus Christi	76 41	339	H	Incarnate Word	78 54					
291	A	Sam Houston St.	63 48	291	H	Sam Houston St.	58 63					
315	H	Southeastern La.	75 74	138	H	Stephen F. Austin	69 71					
182	H	Lamar	58 73	211	A	McNeese St.	75 59					
182	A	Lamar	72 76	222	H	Nicholls St.	39 63					
284	A	Houston Baptist	53 50	220	A	Northwestern St.	56 61					

Non-Div I Games: Howard Payne 102 60 Angelo St. 70 55 Wayland Baptist 91 64 Southwestern Christ100 52
Abilene Christian

North Florida

Through Games Of Feb. 19, 2015

Average RPI Win:	257	WON-LOST	WINNING	LAST 10	STRENGTH OF	OPP. STRENGTH	TEAM	ADJ.	CONF.	ADJ CONF.
Average RPI Loss:	157	RECORD	PCT. RANK	GAMES	SCHEDULE	OF SCHEDULE	RPI	RPI	RPI	RPI
DIV. I ONLY	9- 15	245	2- 8	239	221	255	255	11	11	
DIV. I NON-CONF.	7- 6	154	1- 0	269	278	184	184	12	12	
TOTALS	RPI 1-25	RPI 26-50	W-L RECORDS	RPI 51-100	RPI 101-150	RPI 150+				
9- 15	0- 2	0- 2	OVERALL	0- 0	0- 2	9- 9				
5- 6	0- 0	0- 1	HOME	0- 0	0- 1	5- 4				
3- 9	0- 2	0- 1	AWAY	0- 0	0- 1	3- 5				
1- 0	0- 0	0- 0	NEUTRAL	0- 0	0- 0	1- 0				
7- 6	0- 1	0- 1	NON-CONFERENCE	0- 0	0- 0	7- 4				
4- 1	0- 0	0- 0	HOME	0- 0	0- 0	4- 1				
2- 5	0- 1	0- 1	AWAY	0- 0	0- 0	2- 3				
1- 0	0- 0	0- 0	NEUTRAL	0- 0	0- 0	1- 0				
2- 9	0- 1	0- 1	CONFERENCE	0- 0	0- 2	2- 5				
1- 5	0- 0	0- 1	HOME	0- 0	0- 1	1- 3				
1- 4	0- 1	0- 0	AWAY	0- 0	0- 1	1- 2				
0- 0	0- 0	0- 0	NEUTRAL	0- 0	0- 0	0- 0				

RPI S	Opponent	Score	RPI S	Opponent	Score	RPI S	Opponent	Score	RPI S	Opponent	Score
13	A Florida St.	58 79	43	H Stetson	38 67				134	A Kennesaw St.	40 46
16	A FGCU	42 75	47	A Miami (FL)	53 81				134	H Kennesaw St.	52 64
									155	A Florida	51 63
									180	H Northern Ky.	81 79
									183	H Mercer	57 55
									190	A Samford	47 81
									212	A USC Upstate	49 61
									212	H USC Upstate	50 59
									223	A Tennessee St.	54 53
									230	A Jacksonville	52 54
									230	H Jacksonville	56 68
									235	H Georgia St.	59 72
									247	A Lipscomb	57 54
									247	H Lipscomb	62 71
									250	A UNCW	55 41
									260	A UCF	56 60
									270	N Eastern Ky.	62 45
									307	H Western Caro.	62 45
									311	H Wofford	68 60
									340	H UMKC	63 62
LAST 12 Division I GAMES:											
247	A Lipscomb	57 54	247	H Lipscomb	62 71						
134	H Kennesaw St.	52 64	180	H Northern Ky.	81 79						
212	H USC Upstate	50 59	43	H Stetson	38 67						
230	H Jacksonville	56 68	16	A FGCU	42 75						
212	A USC Upstate	49 61	230	A Jacksonville	52 54						
134	A Kennesaw St.	40 46	340	H UMKC	63 62						

Non-Div I Games: Thomas (GA) 54 39 Edward Waters 62 57

North Florida

Loss, Non-Conf, S Site, H Home A Away N Neutral

Average RPI Win:	315	WON-LOST	WINNING	LAST 10	STRENGTH OF	OPP. STRENGTH	TEAM	ADJ.	CONF.	ADJ CONF.
Average RPI Loss:	168	RECORD	PCT. RANK	GAMES	SCHEDULE	OF SCHEDULE	RPI	RPI	RPI	RPI
DIV. I ONLY	12- 10	148	4- 1	349	299	256	256	32	32	
DIV. I NON-CONF.	1- 8	322	0- 1	301	35	334	334	31	31	
TOTALS	RPI 1-25	RPI 26-50	W-L RECORDS	RPI 51-100	RPI 101-150	RPI 150+				
12- 10	0- 1	0- 1	OVERALL	0- 1	0- 1	12- 6				
6- 1	0- 0	0- 0	HOME	0- 0	0- 0	6- 1				
6- 8	0- 1	0- 1	AWAY	0- 1	0- 1	6- 4				
0- 1	0- 0	0- 0	NEUTRAL	0- 0	0- 0	0- 1				
1- 8	0- 1	0- 1	NON-CONFERENCE	0- 1	0- 1	1- 4				
1- 0	0- 0	0- 0	HOME	0- 0	0- 0	1- 0				
0- 7	0- 1	0- 1	AWAY	0- 1	0- 1	0- 3				
0- 1	0- 0	0- 0	NEUTRAL	0- 0	0- 0	0- 1				
11- 2	0- 0	0- 0	CONFERENCE	0- 0	0- 0	11- 2				
5- 1	0- 0	0- 0	HOME	0- 0	0- 0	5- 1				
6- 1	0- 0	0- 0	AWAY	0- 0	0- 0	6- 1				
0- 0	0- 0	0- 0	NEUTRAL	0- 0	0- 0	0- 0				

RPI 1-25				RPI 26-50				RPI 51-100				RPI 101+ Team's RPI: 256			
RPI	S	Opponent	Score	RPI	S	Opponent	Score	RPI	S	Opponent	Score	RPI	S	Opponent	Score
24	A	Texas	42 80	37	A	Minnesota	62 107	90	A	Illinois	42 62	103	A	Ole Miss	68 91
												155	A	Florida	49 78
												167	A	Arizona	45 56
												189	H	Texas Southern	48 62
												224	H	Prairie View	67 51
												285	A	Alabama St.	53 49
												287	A	Jackson St.	77 61
												287	H	Jackson St.	82 60
												288	N	Ga. Southern	52 68
												310	A	Grambling	56 57
												310	H	Grambling	80 52
												315	A	Southeastern La.	76 79
												329	A	Alcorn	59 51
												334	H	Florida A&M	80 69
												341	A	Ark.-Pine Bluff	72 47
												341	H	Ark.-Pine Bluff	69 42
												342	A	Alabama A&M	77 55
												348	A	Mississippi Val.	59 50
												348	H	Mississippi Val.	70 51
LAST 12 Division I GAMES:															
288	N	Ga. Southern	52 68	285	A	Alabama St.	53 49								
341	A	Ark.-Pine Bluff	72 47	342	A	Alabama A&M	77 55								
348	A	Mississippi Val.	59 50	348	H	Mississippi Val.	70 51								
287	H	Jackson St.	82 60	341	H	Ark.-Pine Bluff	69 42								
310	H	Grambling	80 52	287	A	Jackson St.	77 61								
329	A	Alcorn	59 51	310	A	Grambling	56 57								

Non-Div I Games: Mobile 85 50

Southern U.

■ Loss,
 ■ Non-Conf,
 ■ S Site,
 ■ Home
 ■ A Away
 N Neutral

Valparaiso

Through Games Of Feb. 19, 2015

Average RPI Win:	246	WON-LOST	WINNING	LAST 10	STRENGTH OF	OPP. STRENGTH	TEAM	ADJ.	CONF.	ADJ CONF.
Average RPI Loss:	130	RECORD	PCT. RANK	GAMES	SCHEDULE	OF SCHEDULE	RPI	RPI	RPI	RPI
DIV. I ONLY	5- 18	307	2- 8	82	205	257	257	12	12	
DIV. I NON-CONF.	3- 9	281	0- 1	104	194	240	240	13	13	
TOTALS	RPI 1-25	RPI 26-50	W-L RECORDS	RPI 51-100	RPI 101-150	RPI 150+				
5- 18	0- 1	0- 3	OVERALL	0- 5	1- 3	4- 6				
3- 8	0- 1	0- 2	HOME	0- 2	1- 1	2- 2				
2- 10	0- 0	0- 1	AWAY	0- 3	0- 2	2- 4				
0- 0	0- 0	0- 0	NEUTRAL	0- 0	0- 0	0- 0				
3- 9	0- 1	0- 1	NON-CONFERENCE	0- 3	1- 2	2- 2				
2- 4	0- 1	0- 1	HOME	0- 1	1- 1	1- 0				
1- 5	0- 0	0- 0	AWAY	0- 2	0- 1	1- 2				
0- 0	0- 0	0- 0	NEUTRAL	0- 0	0- 0	0- 0				
2- 9	0- 0	0- 2	CONFERENCE	0- 2	0- 1	2- 4				
1- 4	0- 0	0- 1	HOME	0- 1	0- 0	1- 2				
1- 5	0- 0	0- 1	AWAY	0- 1	0- 1	1- 2				
0- 0	0- 0	0- 0	NEUTRAL	0- 0	0- 0	0- 0				

RPI 1-25				RPI 26-50				RPI 51-100				RPI 101+ Team's RPI: 257			
RPI	S	Opponent	Score	RPI	S	Opponent	Score	RPI	S	Opponent	Score	RPI	S	Opponent	Score
8	H	Louisville	59 86	27	A	Green Bay	45 87	65	A	Akron	65 100	101	A	Cleveland St.	62 69
				27	H	Green Bay	52 67	77	A	South Dakota	62 81	121	H	Butler	91 57
				43	H	Stetson	62 73	90	H	Illinois	58 80	139	H	Tulsa	63 87
								94	A	Wright St.	66 95	147	A	Indiana	49 81
								94	H	Wright St.	62 80	169	A	SIUE	65 77
												214	A	Ill.-Chicago	42 60
												214	H	Ill.-Chicago	56 86
												236	H	Oakland	54 71
												240	A	Detroit	74 68
												252	A	Northern Ill.	65 50
												280	A	Milwaukee	79 90
												280	H	Milwaukee	69 56
												306	A	Miami (OH)	59 82
												335	H	Tennessee Tech	79 61
LAST 12 Division I GAMES:															
27	A	Green Bay	45 87	280	A	Milwaukee	79 90								
280	H	Milwaukee	69 56	94	H	Wright St.	62 80								
94	A	Wright St.	66 95	236	H	Oakland	54 71								
240	A	Detroit	74 68	214	H	Ill.-Chicago	56 86								
27	H	Green Bay	52 67	101	A	Cleveland St.	62 69								
214	A	Ill.-Chicago	42 60	43	H	Stetson	62 73								

Non-Div I Games: Purdue-Calumet 109 81

Valparaiso

■ Loss,
 ■ Non-Conf, S Site,
 ■ Home
 ■ Away
 N Neutral

Average RPI Win:	255	WON-LOST	WINNING	LAST 10	STRENGTH OF	OPP. STRENGTH	TEAM	ADJ.	CONF.	ADJ CONF.
Average RPI Loss:	139	RECORD	PCT. RANK	GAMES	SCHEDULE	OF SCHEDULE	RPI	RPI	RPI	RPI
DIV. I ONLY	8- 16	263	2- 8	147	237	258	258	17	17	
DIV. I NON-CONF.	5- 6	177	0- 0	86	309	190	190	17	17	
TOTALS	RPI 1-25	RPI 26-50	W-L RECORDS	RPI 51-100	RPI 101-150	RPI 150+				
8- 16	0- 2	0- 3	OVERALL	0- 1	0- 3	8- 7				
7- 6	0- 0	0- 2	HOME	0- 0	0- 2	7- 2				
1- 10	0- 2	0- 1	AWAY	0- 1	0- 1	1- 5				
0- 0	0- 0	0- 0	NEUTRAL	0- 0	0- 0	0- 0				
5- 6	0- 2	0- 1	NON-CONFERENCE	0- 0	0- 1	5- 2				
5- 2	0- 0	0- 1	HOME	0- 0	0- 1	5- 0				
0- 4	0- 2	0- 0	AWAY	0- 0	0- 0	0- 2				
0- 0	0- 0	0- 0	NEUTRAL	0- 0	0- 0	0- 0				
3- 10	0- 0	0- 2	CONFERENCE	0- 1	0- 2	3- 5				
2- 4	0- 0	0- 1	HOME	0- 0	0- 1	2- 2				
1- 6	0- 0	0- 1	AWAY	0- 1	0- 1	1- 3				
0- 0	0- 0	0- 0	NEUTRAL	0- 0	0- 0	0- 0				

RPI 1-25				RPI 26-50				RPI 51-100				RPI 101+ Team's RPI: 258			
RPI	S	Opponent	Score	RPI	S	Opponent	Score	RPI	S	Opponent	Score	RPI	S	Opponent	Score
19	A	Texas A&M	55 76	33	H	Western Ky.	76 83	81	A	Southern Miss.	54 65	111	A	Louisiana Tech	71 88
24	A	Texas	54 77	38	H	UALR	40 55					132	H	Marshall	69 72
				50	A	Middle Tenn.	61 79					138	H	Stephen F. Austin	59 70
												161	H	Old Dominion	55 62
												177	A	UTSA	62 58
												182	H	Lamar	97 63
												189	A	Texas Southern	63 69
												203	A	UAB	59 75
												211	H	McNeese St.	57 55
												218	H	Charlotte	59 62
												224	H	Prairie View	70 58
												243	A	UTEP	51 54
												262	A	Houston	58 59
												268	H	A&M-Corpus Christi	59 54
												317	A	North Texas	48 53
												317	H	North Texas	58 55
												329	H	Alcorn	61 33
												333	H	FIU	80 59
LAST 12 Division I GAMES:															
333	H	FIU	80 59	111	A	Louisiana Tech	71 88								
203	A	UAB	59 75	81	A	Southern Miss.	54 65								
50	A	Middle Tenn.	61 79	218	H	Charlotte	59 62								
33	H	Western Ky.	76 83	161	H	Old Dominion	55 62								
132	H	Marshall	69 72	317	A	North Texas	48 53								
317	H	North Texas	58 55	243	A	UTEP	51 54								

Non-Div I Games:

Rice

■ Loss,
 ■ Non-Conf, S Site,
 ■ Home
 ■ Away
 N Neutral

Average RPI Win:	285	WON-LOST	WINNING	LAST 10	STRENGTH OF	OPP. STRENGTH	TEAM	ADJ.	CONF.	ADJ CONF.
Average RPI Loss:	166	RECORD	PCT. RANK	GAMES	SCHEDULE	OF SCHEDULE	RPI	RPI	RPI	RPI
DIV. I ONLY	10- 15	231	4- 6	273	290	259	259	24	24	
DIV. I NON-CONF.	4- 5	188	0- 0	248	338	230	230	23	23	
TOTALS	RPI 1-25	RPI 26-50	W-L RECORDS	RPI 51-100	RPI 101-150	RPI 150+				
10- 15	0- 1	0- 1	OVERALL	0- 0	0- 4	10- 9				
5- 7	0- 1	0- 0	HOME	0- 0	0- 2	5- 4				
5- 8	0- 0	0- 1	AWAY	0- 0	0- 2	5- 5				
0- 0	0- 0	0- 0	NEUTRAL	0- 0	0- 0	0- 0				
4- 5	0- 1	0- 0	NON-CONFERENCE	0- 0	0- 2	4- 2				
2- 2	0- 1	0- 0	HOME	0- 0	0- 1	2- 0				
2- 3	0- 0	0- 0	AWAY	0- 0	0- 1	2- 2				
0- 0	0- 0	0- 0	NEUTRAL	0- 0	0- 0	0- 0				
6- 10	0- 0	0- 1	CONFERENCE	0- 0	0- 2	6- 7				
3- 5	0- 0	0- 0	HOME	0- 0	0- 1	3- 4				
3- 5	0- 0	0- 1	AWAY	0- 0	0- 1	3- 3				
0- 0	0- 0	0- 0	NEUTRAL	0- 0	0- 0	0- 0				

RPI 1-25				RPI 26-50				RPI 51-100				RPI 101+ Team's RPI: 259			
RPI	S	Opponent	Score	RPI	S	Opponent	Score	RPI	S	Opponent	Score	RPI	S	Opponent	Score
17	H	Princeton	53 84	32	A	Quinnipiac	53 94					104	H	Lehigh	70 82
												117	A	Yale	58 62
												122	A	Marist	65 75
												122	H	Marist	60 63
												171	A	Fairfield	52 54
												171	H	Fairfield	59 33
												176	A	Iona	58 71
												176	H	Iona	75 74
												181	A	Xavier	45 61
												187	A	Siena	58 65
												187	H	Siena	52 54
												215	H	Niagara	45 59
												251	H	Canisius	58 75
												276	A	Rider	66 62
												276	H	Rider	55 65
												279	H	Colgate	82 62
												312	A	LIU Brooklyn	78 57
												322	A	Manhattan	73 69
												326	H	Fairleigh Dickinson	71 66
												327	A	Wagner	82 59
												328	A	UMES	73 86
												332	A	Saint Peter's	67 52
												332	H	Saint Peter's	64 56
LAST 12 Division I GAMES:															
332	H	Saint Peter's	64 56	171	H	Fairfield	59 33								
276	H	Rider	55 65	187	H	Siena	52 54								
187	A	Siena	58 65	215	H	Niagara	45 59								
332	A	Saint Peter's	67 52	322	A	Manhattan	73 69								
171	A	Fairfield	52 54	122	H	Marist	60 63								
251	H	Canisius	58 75	276	A	Rider	66 62								

Non-Div I Games:

Monmouth

■ Loss,
 ■ Non-Conf, S Site,
 ■ Home
 ■ Away
 N Neutral

Average RPI Win:	233	WON-LOST	WINNING	LAST 10	STRENGTH OF	OPP. STRENGTH	TEAM	ADJ.	CONF.	ADJ CONF.
Average RPI Loss:	131	RECORD	PCT. RANK	GAMES	SCHEDULE	OF SCHEDULE	RPI	RPI	RPI	RPI
DIV. I ONLY	8- 18	277	2- 8	188	105	260	260	7	7	
DIV. I NON-CONF.	4- 7	220	0- 0	166	235	253	253	7	7	
TOTALS	RPI 1-25	RPI 26-50	W-L RECORDS	RPI 51-100	RPI 101-150	RPI 150+				
8- 18	0- 2	0- 4	OVERALL	0- 2	1- 1	7- 9				
6- 7	0- 1	0- 2	HOME	0- 1	1- 0	5- 3				
2- 11	0- 1	0- 2	AWAY	0- 1	0- 1	2- 6				
0- 0	0- 0	0- 0	NEUTRAL	0- 0	0- 0	0- 0				
4- 7	0- 0	0- 2	NON-CONFERENCE	0- 2	0- 0	4- 3				
4- 2	0- 0	0- 1	HOME	0- 1	0- 0	4- 0				
0- 5	0- 0	0- 1	AWAY	0- 1	0- 0	0- 3				
0- 0	0- 0	0- 0	NEUTRAL	0- 0	0- 0	0- 0				
4- 11	0- 2	0- 2	CONFERENCE	0- 0	1- 1	3- 6				
2- 5	0- 1	0- 1	HOME	0- 0	1- 0	1- 3				
2- 6	0- 1	0- 1	AWAY	0- 0	0- 1	2- 3				
0- 0	0- 0	0- 0	NEUTRAL	0- 0	0- 0	0- 0				

RPI S Opponent	Score	RPI S Opponent	Score	RPI S Opponent	Score	RPI S Opponent	Score	Team's RPI: 260
6 H UConn	45 100	43 H Stetson	49 67	65 H Akron	64 73	139 A Tulsa	61 70	
25 A South Fla.	68 91	48 A Tulane	55 66	88 A St. John's (NY)	48 62	139 H Tulsa	76 70	
		48 H Tulane	70 71			151 A Temple	57 72	
		50 A Middle Tenn.	57 79			151 H Temple	54 71	
						159 A Memphis	49 65	
						159 H Memphis	66 70	
						176 A Iona	67 75	
						198 A Massachusetts	62 67	
						230 H Jacksonville	71 59	
						231 H Fla. Atlantic	94 74	
						236 H Oakland	98 65	
						242 A SMU	61 57	
						242 H SMU	60 70	
						255 H North Florida	60 56	
						262 A Houston	64 50	
						270 A Cincinnati	54 70	
						270 H Cincinnati	66 51	
						333 A FIU	57 66	
LAST 12 Division I GAMES:								
159 A Memphis	49 65	151 H Temple	54 71					
270 H Cincinnati	66 51	242 A SMU	61 57					
48 A Tulane	55 66	6 H UConn	45 100					
242 H SMU	60 70	151 A Temple	57 72					
25 A South Fla.	68 91	48 H Tulane	70 71					
139 A Tulsa	61 70	270 A Cincinnati	54 70					

Non-Div I Games:

UCF

 Loss,
 Non-Conf,
 S Site,
H Home
A Away
N Neutral

Average RPI Win:	307	WON-LOST	WINNING	LAST 10	STRENGTH OF	OPP. STRENGTH	TEAM	ADJ.	CONF.	ADJ CONF.
Average RPI Loss:	158	RECORD	PCT. RANK	GAMES	SCHEDULE	OF SCHEDULE	RPI	RPI	RPI	RPI
DIV. I ONLY	8- 14	250	6- 4	225	326	261	261	31	31	
DIV. I NON-CONF.	1- 9	328	1- 1	22	198	252	252	29	29	
TOTALS	RPI 1-25	RPI 26-50	W-L RECORDS	RPI 51-100	RPI 101-150	RPI 150+				
8- 14	0- 2	0- 1	OVERALL	0- 3	0- 1	8- 7				
4- 6	0- 1	0- 0	HOME	0- 2	0- 0	4- 3				
4- 6	0- 1	0- 1	AWAY	0- 1	0- 0	4- 3				
0- 2	0- 0	0- 0	NEUTRAL	0- 0	0- 1	0- 1				
1- 9	0- 2	0- 1	NON-CONFERENCE	0- 2	0- 1	1- 3				
1- 3	0- 1	0- 0	HOME	0- 1	0- 0	1- 1				
0- 4	0- 1	0- 1	AWAY	0- 1	0- 0	0- 1				
0- 2	0- 0	0- 0	NEUTRAL	0- 0	0- 1	0- 1				
7- 5	0- 0	0- 0	CONFERENCE	0- 1	0- 0	7- 4				
3- 3	0- 0	0- 0	HOME	0- 1	0- 0	3- 2				
4- 2	0- 0	0- 0	AWAY	0- 0	0- 0	4- 2				
0- 0	0- 0	0- 0	NEUTRAL	0- 0	0- 0	0- 0				

RPI 1-25				RPI 26-50				RPI 51-100				RPI 101+ Team's RPI: 261			
RPI	S	Opponent	Score	RPI	S	Opponent	Score	RPI	S	Opponent	Score	RPI	S	Opponent	Score
13	A	Florida St.	34 103	43	A	Stetson	61 91	59	A	East Carolina	42 71	133	N	Texas St.	40 51
16	H	FGCU	46 91					65	H	Akron	63 81	172	A	Savannah St.	59 52
								93	H	Hampton	54 61	204	H	N.C. A&T	46 52
												219	N	Campbell	55 66
												230	A	Jacksonville	51 64
												231	H	Fla. Atlantic	68 88
												272	H	Norfolk St.	40 53
												283	A	South Carolina St.	61 68
												292	A	Morgan St.	55 48
												307	H	Western Caro.	63 53
												328	H	UMES	75 65
												334	A	Florida A&M	70 57
												337	H	N.C. Central	71 57
												338	A	Coppin St.	61 58
												344	H	Howard	61 53
												347	A	Delaware St.	71 72
LAST 12 Division I GAMES:															
204	H	N.C. A&T	46 52	292	A	Morgan St.	55 48								
337	H	N.C. Central	71 57	338	A	Coppin St.	61 58								
347	A	Delaware St.	71 72	272	H	Norfolk St.	40 53								
334	A	Florida A&M	70 57	93	H	Hampton	54 61								
344	H	Howard	61 53	307	H	Western Caro.	63 53								
328	H	UMES	75 65	219	N	Campbell	55 66								

Non-Div I Games: Edward Waters 60 42 Lynn 67 48

Bethune-Cookman

Loss, Non-Conf, S Site, H Home A Away N Neutral

Average RPI Win: 247	WON-LOST	WINNING	LAST 10	STRENGTH OF	OPP. STRENGTH	TEAM	ADJ.	CONF.	ADJ CONF.
Average RPI Loss: 137	RECORD	PCT. RANK	GAMES	SCHEDULE	OF SCHEDULE	RPI	RPI	RPI	RPI
DIV. I ONLY	6- 20	304	0- 10	172	115	262	262	7	7
DIV. I NON-CONF.	5- 6	177	0- 0	229	243	210	210	7	7

TOTALS	RPI 1-25	RPI 26-50	W-L RECORDS	RPI 51-100	RPI 101-150	RPI 150+			
6- 20	0- 4	0- 2	OVERALL	0- 2	0- 3	6- 9			
1- 9	0- 1	0- 1	HOME	0- 1	0- 1	1- 5			
3- 9	0- 2	0- 1	AWAY	0- 1	0- 2	3- 3			
2- 2	0- 1	0- 0	NEUTRAL	0- 0	0- 0	2- 1			
5- 6	0- 2	0- 0	NON-CONFERENCE	0- 0	0- 1	5- 3			
1- 2	0- 0	0- 0	HOME	0- 0	0- 0	1- 2			
2- 2	0- 1	0- 0	AWAY	0- 0	0- 1	2- 0			
2- 2	0- 1	0- 0	NEUTRAL	0- 0	0- 0	2- 1			
1- 14	0- 2	0- 2	CONFERENCE	0- 2	0- 2	1- 6			
0- 7	0- 1	0- 1	HOME	0- 1	0- 1	0- 3			
1- 7	0- 1	0- 1	AWAY	0- 1	0- 1	1- 3			
0- 0	0- 0	0- 0	NEUTRAL	0- 0	0- 0	0- 0			

RPI 1-25				RPI 26-50				RPI 51-100				RPI 101+ Team's RPI: 262			
RPI	S	Opponent	Score	RPI	S	Opponent	Score	RPI	S	Opponent	Score	RPI	S	Opponent	Score
6	A	UConn	26 85	48	A	Tulane	40 70	59	A	East Carolina	56 79	102	A	Texas Tech	54 60
19	A	Texas A&M	55 94	48	H	Tulane	46 63	59	H	East Carolina	46 87	139	A	Tulsa	52 74
20	N	James Madison	60 84									139	H	Tulsa	51 67
25	H	South Fla.	55 71									151	A	Temple	60 72
												159	A	Memphis	49 84
												159	H	Memphis	58 64
												177	N	UTSA	56 53
												222	N	Nicholls St.	65 47
												224	H	Prairie View	56 61
												242	A	SMU	63 45
												245	N	Idaho St.	67 73
												258	H	Rice	59 58
												260	H	UCF	50 64
												268	A	A&M-Corpus Christi	68 66
												270	A	Cincinnati	66 69
												270	H	Cincinnati	73 76
												317	A	North Texas	46 42
												339	H	Incarinate Word	48 50
LAST 12 Division I GAMES:															
6	A	UConn	26 85	48	H	Tulane	46 63								
151	A	Temple	60 72	159	A	Memphis	49 84								
159	H	Memphis	58 64	25	H	South Fla.	55 71								
139	H	Tulsa	51 67	139	A	Tulsa	52 74								
59	A	East Carolina	56 79	59	H	East Carolina	46 87								
270	A	Cincinnati	66 69	270	H	Cincinnati	73 76								

Non-Div I Games:

Houston

■ Loss,
 ■ Non-Conf,
 ■ S Site,
 ■ H Home
 ■ A Away
 N Neutral

Average RPI Win:	186	WON-LOST	WINNING	LAST 10	STRENGTH OF	OPP. STRENGTH	TEAM	ADJ.	CONF.	ADJ CONF.
Average RPI Loss:	123	RECORD	PCT. RANK	GAMES	SCHEDULE	OF SCHEDULE	RPI	RPI	RPI	RPI
DIV. I ONLY	7- 19	290	3- 7	122	85	263	263	10	10	
DIV. I NON-CONF.	4- 7	220	0- 0	181	51	255	255	9	9	
TOTALS	RPI 1-25	RPI 26-50	W-L RECORDS	RPI 51-100	RPI 101-150	RPI 150+				
7- 19	0- 1	2- 2	OVERALL	0- 7	1- 2	4- 7				
6- 10	0- 0	2- 1	HOME	0- 5	0- 1	4- 3				
1- 9	0- 1	0- 1	AWAY	0- 2	1- 1	0- 4				
0- 0	0- 0	0- 0	NEUTRAL	0- 0	0- 0	0- 0				
4- 7	0- 1	1- 1	NON-CONFERENCE	0- 1	0- 1	3- 3				
4- 3	0- 0	1- 1	HOME	0- 1	0- 0	3- 1				
0- 4	0- 1	0- 0	AWAY	0- 0	0- 1	0- 2				
0- 0	0- 0	0- 0	NEUTRAL	0- 0	0- 0	0- 0				
3- 12	0- 0	1- 1	CONFERENCE	0- 6	1- 1	1- 4				
2- 7	0- 0	1- 0	HOME	0- 4	0- 1	1- 2				
1- 5	0- 0	0- 1	AWAY	0- 2	1- 0	0- 2				
0- 0	0- 0	0- 0	NEUTRAL	0- 0	0- 0	0- 0				

RPI 1-25				RPI 26-50				RPI 51-100				RPI 101+ Team's RPI: 263			
RPI	S	Opponent	Score	RPI	S	Opponent	Score	RPI	S	Opponent	Score	RPI	S	Opponent	Score
11	A	Duke	51 83	27	H	Green Bay	66 94	57	H	DePaul	67 101	121	A	Butler	77 74
				41	H	Vanderbilt	80 67	72	H	Creighton	75 93	121	H	Butler	67 76
				44	A	Seton Hall	58 88	77	H	South Dakota	65 69	135	A	Wisconsin	64 89
				44	H	Seton Hall	73 70	82	A	Villanova	48 68	180	H	Northern Ky.	68 77
								82	H	Villanova	59 75	181	A	Xavier	72 91
								88	A	St. John's (NY)	52 67	181	H	Xavier	71 74
								88	H	St. John's (NY)	52 64	191	A	Auburn	53 79
												205	A	Wake Forest	77 89
												234	H	Western Ill.	65 57
												238	H	Providence	58 66
												280	H	Milwaukee	85 80
												286	A	Georgetown	76 83
												286	H	Georgetown	80 73
												298	H	Loyola Chicago	86 71
LAST 12 Division I GAMES:															
				44	H	Seton Hall	73 70	72	H	Creighton	75 93				
				88	H	St. John's (NY)	52 64	238	H	Providence	58 66				
				121	A	Butler	77 74	88	A	St. John's (NY)	52 67				
				181	A	Xavier	72 91	44	A	Seton Hall	58 88				
				286	H	Georgetown	80 73	121	H	Butler	67 76				
				82	H	Villanova	59 75	57	H	DePaul	67 101				

Non-Div I Games:

Marquette

■ Loss,
■ Non-Conf,
■ S Site,
■ H Home
■ A Away
N Neutral

Average RPI Win:	249	WON-LOST	WINNING	LAST 10	STRENGTH OF	OPP. STRENGTH	TEAM	ADJ.	CONF.	ADJ CONF.
Average RPI Loss:	139	RECORD	PCT. RANK	GAMES	SCHEDULE	OF SCHEDULE	RPI	RPI	RPI	RPI
DIV. I ONLY	7- 19	290	3- 7	151	178	264	264	18	18	
DIV. I NON-CONF.	2- 9	297	0- 0	192	75	303	303	20	20	
TOTALS	RPI 1-25	RPI 26-50	W-L RECORDS	RPI 51-100	RPI 101-150	RPI 150+				
7- 19	0- 2	0- 1	OVERALL	0- 6	1- 1	6- 9				
5- 9	0- 1	0- 0	HOME	0- 4	1- 0	4- 4				
2- 10	0- 1	0- 1	AWAY	0- 2	0- 1	2- 4				
0- 0	0- 0	0- 0	NEUTRAL	0- 0	0- 0	0- 0				
2- 9	0- 2	0- 1	NON-CONFERENCE	0- 2	0- 0	2- 4				
2- 4	0- 1	0- 0	HOME	0- 2	0- 0	2- 1				
0- 5	0- 1	0- 1	AWAY	0- 0	0- 0	0- 3				
0- 0	0- 0	0- 0	NEUTRAL	0- 0	0- 0	0- 0				
5- 10	0- 0	0- 0	CONFERENCE	0- 4	1- 1	4- 5				
3- 5	0- 0	0- 0	HOME	0- 2	1- 0	2- 3				
2- 5	0- 0	0- 0	AWAY	0- 2	0- 1	2- 2				
0- 0	0- 0	0- 0	NEUTRAL	0- 0	0- 0	0- 0				

RPI 1-25				RPI 26-50				RPI 51-100				RPI 101+ Team's RPI: 264			
RPI	S	Opponent	Score	RPI	S	Opponent	Score	RPI	S	Opponent	Score	RPI	S	Opponent	Score
5	A	Maryland	43 65	28	A	Pittsburgh	46 84	59	H	East Carolina	33 82	104	A	Lehigh	61 75
18	H	George Washington	49 72					79	A	American	50 62	104	H	Lehigh	64 52
								79	H	American	44 55	157	A	Bucknell	49 66
								96	H	Cornell	61 79	157	H	Bucknell	61 72
								97	A	Army	44 55	168	A	William & Mary	71 72
								97	H	Army	53 62	184	A	Holy Cross	57 51
												197	H	Navy	55 49
												213	A	Lafayette	63 69
												213	H	Lafayette	49 57
												228	H	Towson	50 63
												274	A	UMBC	58 81
												279	H	Colgate	45 72
												286	A	Georgetown	44 71
												297	H	Mt. St. Mary's	56 49
												314	A	Boston U.	63 53
												314	H	Boston U.	66 55
												332	H	Saint Peter's	59 49
LAST 12 Division I GAMES:															
157	H	Bucknell	61 72	184	A	Holy Cross	57 51								
314	H	Boston U.	66 55	279	H	Colgate	45 72								
213	A	Lafayette	63 69	157	A	Bucknell	49 66								
104	A	Lehigh	61 75	314	A	Boston U.	63 53								
79	H	American	44 55	213	H	Lafayette	49 57								
97	H	Army	53 62	104	H	Lehigh	64 52								

Non-Div I Games:

Loyola Maryland

■ Loss,
■ Non-Conf,
■ S Site,
■ H Home
■ A Away
N Neutral

Central Ark.

Through Games Of Feb. 19, 2015

Average RPI Win:	293	WON-LOST	WINNING	LAST 10	STRENGTH OF	OPP. STRENGTH	TEAM	ADJ.	CONF.	ADJ CONF.
Average RPI Loss:	197	RECORD	PCT. RANK	GAMES	SCHEDULE	OF SCHEDULE	RPI	RPI	RPI	RPI
DIV. I ONLY	10- 11	195	5- 5	320	331	265	265	27	27	
DIV. I NON-CONF.	3- 5	215	0- 0	254	339	266	266	27	27	
TOTALS	RPI 1-25	RPI 26-50	W-L RECORDS	RPI 51-100	RPI 101-150	RPI 150+				
10- 11	0- 0	0- 1	OVERALL	0- 1	0- 1	10- 8				
5- 5	0- 0	0- 0	HOME	0- 0	0- 1	5- 4				
4- 5	0- 0	0- 1	AWAY	0- 1	0- 0	4- 3				
1- 1	0- 0	0- 0	NEUTRAL	0- 0	0- 0	1- 1				
3- 5	0- 0	0- 1	NON-CONFERENCE	0- 1	0- 0	3- 3				
1- 2	0- 0	0- 0	HOME	0- 0	0- 0	1- 2				
1- 2	0- 0	0- 1	AWAY	0- 1	0- 0	1- 0				
1- 1	0- 0	0- 0	NEUTRAL	0- 0	0- 0	1- 1				
7- 6	0- 0	0- 0	CONFERENCE	0- 0	0- 1	7- 5				
4- 3	0- 0	0- 0	HOME	0- 0	0- 1	4- 2				
3- 3	0- 0	0- 0	AWAY	0- 0	0- 0	3- 3				
0- 0	0- 0	0- 0	NEUTRAL	0- 0	0- 0	0- 0				

RPI S	Opponent	Score	RPI S	Opponent	Score	RPI S	Opponent	Score	RPI S	Opponent	Score
			33 A	Western Ky.	57 93	95 A	Georgia Tech	50 88	138 H	Stephen F. Austin	46 73
									182 A	Lamar	46 82
									199 H	Jacksonville St.	54 63
									211 H	McNeese St.	63 65
									220 A	Northwestern St.	52 54
									220 H	Northwestern St.	63 46
									222 H	Nicholls St.	72 75
									253 H	Austin Peay	63 54
									254 A	Abilene Christian	66 60
									268 H	A&M-Corpus Christi	63 59
									270 N	Eastern Ky.	55 56
									284 A	Houston Baptist	37 58
									287 N	Jackson St.	56 45
									309 H	Southeast Mo. St.	46 48
									315 A	Southeastern La.	60 48
									329 A	Alcorn	62 36
									331 A	New Orleans	53 46
									331 H	New Orleans	50 44
									339 H	Incarinate Word	58 49
LAST 12 Division I GAMES:											
211 H	McNeese St.	63 65	222 H	Nicholls St.	72 75						
339 H	Incarinate Word	58 49	331 A	New Orleans	53 46						
220 A	Northwestern St.	52 54	284 A	Houston Baptist	37 58						
331 H	New Orleans	50 44	182 A	Lamar	46 82						
315 A	Southeastern La.	60 48	138 H	Stephen F. Austin	46 73						
220 H	Northwestern St.	63 46	268 H	A&M-Corpus Christi	63 59						

Non-Div I Games: Williams Baptist 73 57 Blue Mountain 71 30 Lyon 59 43 Central Baptist 72 39
Central Ark.

Loss, Non-Conf, S Site, H Home A Away N Neutral

Average RPI Win:	266	WON-LOST	WINNING	LAST 10	STRENGTH OF	OPP. STRENGTH	TEAM	ADJ.	CONF.	ADJ CONF.
Average RPI Loss:	134	RECORD	PCT. RANK	GAMES	SCHEDULE	OF SCHEDULE	RPI	RPI	RPI	RPI
DIV. I ONLY	6- 18	299	4- 6	129	172	266	266	22	22	
DIV. I NON-CONF.	2- 9	297	0- 0	25	76	217	217	19	19	
TOTALS	RPI 1-25	RPI 26-50	W-L RECORDS	RPI 51-100	RPI 101-150	RPI 150+				
6- 18	0- 2	0- 1	OVERALL	0- 3	0- 6	6- 6				
5- 5	0- 0	0- 0	HOME	0- 2	0- 2	5- 1				
1- 11	0- 2	0- 0	AWAY	0- 1	0- 3	1- 5				
0- 2	0- 0	0- 1	NEUTRAL	0- 0	0- 1	0- 0				
2- 9	0- 2	0- 1	NON-CONFERENCE	0- 2	0- 2	2- 2				
2- 1	0- 0	0- 0	HOME	0- 1	0- 0	2- 0				
0- 6	0- 2	0- 0	AWAY	0- 1	0- 1	0- 2				
0- 2	0- 0	0- 1	NEUTRAL	0- 0	0- 1	0- 0				
4- 9	0- 0	0- 0	CONFERENCE	0- 1	0- 4	4- 4				
3- 4	0- 0	0- 0	HOME	0- 1	0- 2	3- 1				
1- 5	0- 0	0- 0	AWAY	0- 0	0- 2	1- 3				
0- 0	0- 0	0- 0	NEUTRAL	0- 0	0- 0	0- 0				

RPI 1-25				RPI 26-50				RPI 51-100				RPI 101+ Team's RPI: 266			
RPI	S	Opponent	Score	RPI	S	Opponent	Score	RPI	S	Opponent	Score	RPI	S	Opponent	Score
2	A	Baylor	43 99	43	N	Stetson	64 84	54	H	Fresno St.	64 70	122	N	Marist	65 68
9	A	Oregon St.	62 85					58	A	Pacific	62 70	130	A	New Mexico	59 60
								63	H	BYU	58 62	130	H	New Mexico	51 56
												142	A	Oregon	77 100
												149	A	Boise St.	55 94
												149	H	Boise St.	53 63
												154	A	Sacramento St.	92 102
												174	H	Northern Colo.	65 61
												208	A	Wyoming	51 86
												225	H	San Diego St.	59 70
												227	H	UNLV	85 72
												241	A	Utah	57 63
												248	A	San Jose St.	58 62
												248	H	San Jose St.	85 80
												278	A	Nevada	44 49
												278	H	Nevada	68 57
												323	H	Utah Valley	79 61
												345	A	Air Force	69 53
LAST 12 Division I GAMES:															
248	H	San Jose St.	85 80	227	H	UNLV	85 72								
278	A	Nevada	44 49	278	H	Nevada	68 57								
130	H	New Mexico	51 56	345	A	Air Force	69 53								
149	A	Boise St.	55 94	130	A	New Mexico	59 60								
225	H	San Diego St.	59 70	54	H	Fresno St.	64 70								
208	A	Wyoming	51 86	149	H	Boise St.	53 63								

Non-Div I Games: Westminster (UT) 60 51

Utah St.

■ Loss,
 ■ Non-Conf,
 ■ S Site,
 ■ Home
 ■ A Away
 N Neutral

Average RPI Win:	245	WON-LOST	WINNING	LAST 10	STRENGTH OF	OPP. STRENGTH	TEAM	ADJ.	CONF.	ADJ CONF.
Average RPI Loss:	172	RECORD	PCT. RANK	GAMES	SCHEDULE	OF SCHEDULE	RPI	RPI	RPI	RPI
DIV. I ONLY	8- 17	270	2- 8	202	273	267	267	25	25	
DIV. I NON-CONF.	3- 8	263	0- 0	247	288	285	285	25	25	
TOTALS	RPI 1-25	RPI 26-50	W-L RECORDS	RPI 51-100	RPI 101-150	RPI 150+				
8- 17	0- 0	0- 1	OVERALL	1- 4	0- 2	7- 10				
5- 5	0- 0	0- 0	HOME	1- 1	0- 1	4- 3				
1- 12	0- 0	0- 1	AWAY	0- 3	0- 1	1- 7				
2- 0	0- 0	0- 0	NEUTRAL	0- 0	0- 0	2- 0				
3- 8	0- 0	0- 1	NON-CONFERENCE	0- 1	0- 2	3- 4				
1- 2	0- 0	0- 0	HOME	0- 0	0- 1	1- 1				
0- 6	0- 0	0- 1	AWAY	0- 1	0- 1	0- 3				
2- 0	0- 0	0- 0	NEUTRAL	0- 0	0- 0	2- 0				
5- 9	0- 0	0- 0	CONFERENCE	1- 3	0- 0	4- 6				
4- 3	0- 0	0- 0	HOME	1- 1	0- 0	3- 2				
1- 6	0- 0	0- 0	AWAY	0- 2	0- 0	1- 4				
0- 0	0- 0	0- 0	NEUTRAL	0- 0	0- 0	0- 0				

RPI S	Opponent	Score	RPI S	Opponent	Score	RPI S	Opponent	Score	RPI S	Opponent	Score	Team's RPI: 267
30	A Mississippi St.	58 109	70	A South Dakota St.	52 82	113	A UNI	41 56				
			70	H South Dakota St.	83 78	120	H North Dakota	87 90				
			77	A South Dakota	69 84	152	A New Mexico St.	59 79				
			77	H South Dakota	79 83	160	A Oral Roberts	41 67				
			85	A Western Mich.	59 74	160	H Oral Roberts	77 64				
						192	A Cal St. Fullerton	79 86				
						234	A Western Ill.	66 88				
						234	H Western Ill.	60 66				
						237	A IUPUI	65 76				
						237	H IUPUI	68 63				
						275	A Grand Canyon	54 69				
						280	H Milwaukee	73 77				
						293	N Northeastern	79 72				
						295	A Omaha	77 60				
						295	H Omaha	65 73				
						299	H IPFW	81 60				
						300	H Kent St.	74 68				
						301	A Denver	73 75				
						308	N NJIT	60 48				
LAST 12 Division I GAMES:												
237	A IUPUI	65 76	234	A Western Ill.	66 88							
295	H Omaha	65 73	295	A Omaha	77 60							
160	A Oral Roberts	41 67	299	H IPFW	81 60							
77	H South Dakota	79 83	77	A South Dakota	69 84							
234	H Western Ill.	60 66	301	A Denver	73 75							
70	A South Dakota St.	52 82	237	H IUPUI	68 63							

Non-Div I Games: Mayville St. 83 66

North Dakota St.

<div> <div> <div>Average RPI Win: 266</div> <div>Average RPI Loss: 219</div> </div> <div> <div>WON-LOST</div> <div>RECORD</div> </div> <div> <div>WINNING</div> <div>PCT. RANK</div> </div> <div> <div>LAST 10</div> <div>GAMES</div> </div> </div>				STRENGTH OF SCHEDULE	OPP. STRENGTH OF SCHEDULE	TEAM RPI	ADJ. RPI	CONF. RPI	ADJ CONF. RPI
<div> <div>DIV. I ONLY</div> <div>11- 13</div> <div>203</div> <div>6- 4</div> </div>				326	320	268	268	27	27
<div> <div>DIV. I NON-CONF.</div> <div>3- 7</div> <div>250</div> <div>0- 0</div> </div>				310	291	318	318	27	27
TOTALS		RPI 1-25	RPI 26-50	W-L RECORDS	RPI 51-100	RPI 101-150	RPI 150+		
11- 13	0- 0		0- 0	OVERALL	0- 0	0- 2	11- 11		
5- 6	0- 0		0- 0	HOME	0- 0	0- 1	5- 5		
5- 7	0- 0		0- 0	AWAY	0- 0	0- 1	5- 6		
1- 0	0- 0		0- 0	NEUTRAL	0- 0	0- 0	1- 0		
3- 7	0- 0		0- 0	NON-CONFERENCE	0- 0	0- 0	3- 7		
1- 4	0- 0		0- 0	HOME	0- 0	0- 0	1- 4		
1- 3	0- 0		0- 0	AWAY	0- 0	0- 0	1- 3		
1- 0	0- 0		0- 0	NEUTRAL	0- 0	0- 0	1- 0		
8- 6	0- 0		0- 0	CONFERENCE	0- 0	0- 2	8- 4		
4- 2	0- 0		0- 0	HOME	0- 0	0- 1	4- 1		
4- 4	0- 0		0- 0	AWAY	0- 0	0- 1	4- 3		
0- 0	0- 0		0- 0	NEUTRAL	0- 0	0- 0	0- 0		

[illegible]

Non-Div I Games: Huston-Tillotson 99 33

A&M-Corpus Christi

Loss, Non-Conf, S Site, H Home A Away N Neutral

Average RPI Win:	261	WON-LOST	WINNING	LAST 10	STRENGTH OF	OPP. STRENGTH	TEAM	ADJ.	CONF.	ADJ CONF.
Average RPI Loss:	141	RECORD	PCT. RANK	GAMES	SCHEDULE	OF SCHEDULE	RPI	RPI	RPI	RPI
DIV. I ONLY	4- 21	324	2- 8	87	261	269	269	15	15	
DIV. I NON-CONF.	2- 12	316	0- 0	139	325	287	287	15	15	
TOTALS	RPI 1-25	RPI 26-50	W-L RECORDS	RPI 51-100	RPI 101-150	RPI 150+				
4- 21	0- 0	0- 0	OVERALL	0- 8	1- 6	3- 7				
1- 8	0- 0	0- 0	HOME	0- 2	1- 3	0- 3				
2- 10	0- 0	0- 0	AWAY	0- 5	0- 3	2- 2				
1- 3	0- 0	0- 0	NEUTRAL	0- 1	0- 0	1- 2				
2- 12	0- 0	0- 0	NON-CONFERENCE	0- 5	0- 2	2- 5				
0- 4	0- 0	0- 0	HOME	0- 1	0- 1	0- 2				
1- 5	0- 0	0- 0	AWAY	0- 3	0- 1	1- 1				
1- 3	0- 0	0- 0	NEUTRAL	0- 1	0- 0	1- 2				
2- 9	0- 0	0- 0	CONFERENCE	0- 3	1- 4	1- 2				
1- 4	0- 0	0- 0	HOME	0- 1	1- 2	0- 1				
1- 5	0- 0	0- 0	AWAY	0- 2	0- 2	1- 1				
0- 0	0- 0	0- 0	NEUTRAL	0- 0	0- 0	0- 0				

RPI S	Opponent	Score	RPI S	Opponent	Score	RPI S	Opponent	Score	RPI S	Opponent	Score	Team's RPI: 269
						64	H San Diego	64 87	106	A Long Beach St.	40 57	
						74	A TCU	56 78	106	H Long Beach St.	46 62	
						77	A South Dakota	52 96	109	H CSUN	63 72	
						87	A Hawaii	37 75	129	A Bakersfield	70 80	
						87	H Hawaii	50 85	129	H Bakersfield	65 68	
						94	N Wright St.	42 80	131	A UC Riverside	58 71	
						98	A Purdue	44 69	131	H UC Riverside	76 72	
						100	A UC Davis	69 79	153	A Cal Poly	58 74	
									192	H Cal St. Fullerton	51 62	
									203	N UAB	65 69	
									216	H Pepperdine	53 76	
									248	H San Jose St.	65 91	
									273	A Northern Ariz.	35 66	
									275	A Grand Canyon	54 53	
									281	N Bowling Green	54 62	
									301	N Denver	63 55	
									336	A UC Santa Barbara	61 58	
LAST 12 Division I GAMES:												
			87	A Hawaii	37 75		87	H Hawaii	50 85			
			131	H UC Riverside	76 72		109	H CSUN	63 72			
			100	A UC Davis	69 79		192	H Cal St. Fullerton	51 62			
			106	H Long Beach St.	46 62		131	A UC Riverside	58 71			
			153	A Cal Poly	58 74		106	A Long Beach St.	40 57			
			336	A UC Santa Barbara	61 58		74	A TCU	56 78			

Non-Div I Games: Concordia Irvine 78 72

UC Irvine

■ Loss,
 ■ Non-Conf,
 ■ S Site,
 ■ Home
 ■ A Away
 N Neutral

Average RPI Win: 257	WON-LOST	WINNING	LAST 10	STRENGTH OF	OPP. STRENGTH	TEAM	ADJ.	CONF.	ADJ CONF.
Average RPI Loss: 127	RECORD	PCT. RANK	GAMES	SCHEDULE	OF SCHEDULE	RPI	RPI	RPI	RPI
DIV. I ONLY	6- 19	301	1- 5	157	119	270	270	7	7
DIV. I NON-CONF.	3- 8	263	0- 1	246	232	301	301	7	7
TOTALS	RPI 1-25	RPI 26-50	W-L RECORDS	RPI 51-100	RPI 101-150	RPI 150+			
6- 19	0- 3	0- 2	OVERALL	0- 3	0- 2	6- 9			
5- 6	0- 1	0- 1	HOME	0- 1	0- 0	5- 3			
1- 11	0- 2	0- 1	AWAY	0- 1	0- 2	1- 5			
0- 2	0- 0	0- 0	NEUTRAL	0- 1	0- 0	0- 1			
3- 8	0- 0	0- 1	NON-CONFERENCE	0- 2	0- 1	3- 4			
3- 1	0- 0	0- 0	HOME	0- 0	0- 0	3- 1			
0- 5	0- 0	0- 1	AWAY	0- 1	0- 1	0- 2			
0- 2	0- 0	0- 0	NEUTRAL	0- 1	0- 0	0- 1			
3- 11	0- 3	0- 1	CONFERENCE	0- 1	0- 1	3- 5			
2- 5	0- 1	0- 1	HOME	0- 1	0- 0	2- 2			
1- 6	0- 2	0- 0	AWAY	0- 0	0- 1	1- 3			
0- 0	0- 0	0- 0	NEUTRAL	0- 0	0- 0	0- 0			

RPI 1-25				RPI 26-50				RPI 51-100				RPI 101+ Team's RPI: 270			
RPI	S	Opponent	Score	RPI	S	Opponent	Score	RPI	S	Opponent	Score	RPI	S	Opponent	Score
6	A	UConn	36 96	46	A	Iowa St.	54 85	59	H	East Carolina	53 78	139	A	Tulsa	52 74
6	H	UConn	31 96	48	H	Tulane	50 60	72	N	Creighton	52 63	146	A	UT Martin	61 62
25	A	South Fla.	36 75					89	A	UCLA	58 66	151	A	Temple	50 83
												151	H	Temple	64 81
												159	A	Memphis	38 41
												159	H	Memphis	44 56
												175	H	Delaware	67 59
												180	A	Northern Ky.	52 66
												181	H	Xavier	71 72
												240	H	Detroit	70 38
												248	N	San Jose St.	54 79
												260	A	UCF	51 66
												260	H	UCF	70 54
												262	A	Houston	76 73
												262	H	Houston	69 66
												281	A	Bowling Green	55 66
												341	H	Ark.-Pine Bluff	73 57
LAST 12 Division I GAMES:															
248	N	San Jose St.	54 79	159	H	Memphis	44 56								
260	A	UCF	51 66	6	H	UConn	31 96								
59	H	East Carolina	53 78	151	A	Temple	50 83								
25	A	South Fla.	36 75	159	A	Memphis	38 41								
6	A	UConn	36 96	260	H	UCF	70 54								
262	H	Houston	69 66	262	A	Houston	76 73								

Non-Div I Games:

Cincinnati

■ Loss,
■ Non-Conf, S Site,
■ Home
■ Away
N Neutral

Eastern Ky.

Through Games Of Feb. 19, 2015

Average RPI Win:	289	WON-LOST	WINNING	LAST 10	STRENGTH OF	OPP. STRENGTH	TEAM	ADJ.	CONF.	ADJ CONF.
Average RPI Loss:	187	RECORD	PCT. RANK	GAMES	SCHEDULE	OF SCHEDULE	RPI	RPI	RPI	RPI
DIV. I ONLY	7- 14	263	3- 7	278	319	270	270	26	26	
DIV. I NON-CONF.	4- 5	188	0- 0	199	313	196	196	26	26	
TOTALS	RPI 1-25	RPI 26-50	W-L RECORDS	RPI 51-100	RPI 101-150	RPI 150+				
7- 14	0- 0	0- 0	OVERALL	0- 2	1- 2	6- 10				
1- 6	0- 0	0- 0	HOME	0- 1	1- 0	0- 5				
4- 7	0- 0	0- 0	AWAY	0- 1	0- 2	4- 4				
2- 1	0- 0	0- 0	NEUTRAL	0- 0	0- 0	2- 1				
4- 5	0- 0	0- 0	NON-CONFERENCE	0- 2	1- 1	3- 2				
1- 1	0- 0	0- 0	HOME	0- 1	1- 0	0- 0				
1- 3	0- 0	0- 0	AWAY	0- 1	0- 1	1- 1				
2- 1	0- 0	0- 0	NEUTRAL	0- 0	0- 0	2- 1				
3- 9	0- 0	0- 0	CONFERENCE	0- 0	0- 1	3- 8				
0- 5	0- 0	0- 0	HOME	0- 0	0- 0	0- 5				
3- 4	0- 0	0- 0	AWAY	0- 0	0- 1	3- 3				
0- 0	0- 0	0- 0	NEUTRAL	0- 0	0- 0	0- 0				

RPI S	Opponent	Score	RPI S	Opponent	Score	RPI S	Opponent	Score	RPI S	Opponent	Score	Team's RPI: 270
68	A West Virginia	42	67	115	A East Tenn. St.	49	64	132	H Marshall	63	58	
91	H Richmond	56	70	146	A UT Martin	63	76	166	H Belmont	59	76	
				169	H SIUE	61	71	183	A Mercer	64	69	
				199	A Jacksonville St.	53	73	221	A Morehead St.	58	76	
				223	A Tennessee St.	74	86	223	H Tennessee St.	62	68	
				253	H Austin Peay	71	81	255	N North Florida	45	62	
				265	N Central Ark.	56	55	302	H Eastern Ill.	42	68	
				307	N Western Caro.	71	62	309	A Southeast Mo. St.	57	54	
				330	A Murray St.	64	59	335	A Tennessee Tech	97	93	
				342	A Alabama A&M	62	56					
LAST 12 Division I GAMES:												
223	A Tennessee St.	74	86	330	A Murray St.	64	59					
166	H Belmont	59	76	169	H SIUE	61	71					
223	H Tennessee St.	62	68	302	H Eastern Ill.	42	68					
221	A Morehead St.	58	76	309	A Southeast Mo. St.	57	54					
199	A Jacksonville St.	53	73	146	A UT Martin	63	76					
335	A Tennessee Tech	97	93	253	H Austin Peay	71	81					

Non-Div I Games: Asbury 73 48

Eastern Ky.

■ Loss,
 ■ Non-Conf,
 ■ S Site,
 ■ H Home
 ■ A Away
 N Neutral

Average RPI Win:	264	WON-LOST	WINNING	LAST 10	STRENGTH OF	OPP. STRENGTH	TEAM	ADJ.	CONF.	ADJ CONF.
Average RPI Loss:	204	RECORD	PCT. RANK	GAMES	SCHEDULE	OF SCHEDULE	RPI	RPI	RPI	RPI
DIV. I ONLY	9- 14	237	7- 3	294	327	272	272	31	31	
DIV. I NON-CONF.	1- 10	329	0- 1	154	255	298	298	29	29	
TOTALS	RPI 1-25	RPI 26-50	W-L RECORDS	RPI 51-100	RPI 101-150	RPI 150+				
9- 14	0- 0	0- 0	OVERALL	1- 1	0- 2	8- 11				
5- 5	0- 0	0- 0	HOME	1- 0	0- 2	4- 3				
4- 7	0- 0	0- 0	AWAY	0- 1	0- 0	4- 6				
0- 2	0- 0	0- 0	NEUTRAL	0- 0	0- 0	0- 2				
1- 10	0- 0	0- 0	NON-CONFERENCE	0- 1	0- 2	1- 7				
0- 3	0- 0	0- 0	HOME	0- 0	0- 2	0- 1				
1- 5	0- 0	0- 0	AWAY	0- 1	0- 0	1- 4				
0- 2	0- 0	0- 0	NEUTRAL	0- 0	0- 0	0- 2				
8- 4	0- 0	0- 0	CONFERENCE	1- 0	0- 0	7- 4				
5- 2	0- 0	0- 0	HOME	1- 0	0- 0	4- 2				
3- 2	0- 0	0- 0	AWAY	0- 0	0- 0	3- 2				
0- 0	0- 0	0- 0	NEUTRAL	0- 0	0- 0	0- 0				

RPI 1-25				RPI 26-50				RPI 51-100				RPI 101+				Team's RPI: 272	
RPI	S	Opponent	Score	RPI	S	Opponent	Score	RPI	S	Opponent	Score	RPI	S	Opponent	Score		
								59	A	East Carolina	36	65	108	H	Hofstra	47	64
								93	H	Hampton	71	66	132	H	Marshall	71	73
													172	A	Savannah St.	54	56
													184	N	Holy Cross	62	63
													185	A	Stony Brook	46	52
													202	A	Radford	65	74
													204	H	N.C. A&T	76	75
													206	A	Virginia Tech	49	60
													212	A	USC Upstate	58	70
													221	H	Morehead St.	66	83
													222	N	Nicholls St.	64	69
													223	A	Tennessee St.	65	58
													261	A	Bethune-Cookman	53	40
													283	A	South Carolina St.	75	79
													292	A	Morgan St.	64	56
													292	H	Morgan St.	68	63
													328	H	UMES	50	60
													334	A	Florida A&M	68	50
													337	H	N.C. Central	82	58
													338	H	Coppin St.	56	58
													344	H	Howard	90	71
LAST 12 Division I GAMES:																	
				292	A	Morgan St.	64	56				204	H	N.C. A&T	76	75	
				328	H	UMES	50	60				337	H	N.C. Central	82	58	
				344	H	Howard	90	71				261	A	Bethune-Cookman	53	40	
				93	H	Hampton	71	66				334	A	Florida A&M	68	50	
				172	A	Savannah St.	54	56				338	H	Coppin St.	56	58	
				283	A	South Carolina St.	75	79				212	A	USC Upstate	58	70	

Non-Div I Games:

Norfolk St.

Non-Conference RPI				Through Games of Feb. 19, 2018						
Average RPI Win:	243	WON-LOST	WINNING	LAST 10	STRENGTH OF	OPP. STRENGTH	TEAM	ADJ.	CONF.	ADJ CONF.
Average RPI Loss:	182	RECORD	PCT. RANK	GAMES	SCHEDULE	OF SCHEDULE	RPI	RPI	RPI	RPI
DIV. I ONLY	10- 12	209	5- 5	331	187	273	273	21	21	
DIV. I NON-CONF.	3- 6	234	0- 0	345	128	339	339	21	21	

TOTALS	RPI 1-25	RPI 26-50		W-L RECORDS		RPI 51-100	RPI 101-150	RPI 150+		
10- 12	0- 0	0- 0		OVERALL		0- 0	0- 5	10- 7		
9- 3	0- 0	0- 0		HOME		0- 0	0- 2	9- 1		
1- 9	0- 0	0- 0		AWAY		0- 0	0- 3	1- 6		
0- 0	0- 0	0- 0		NEUTRAL		0- 0	0- 0	0- 0		
3- 6	0- 0	0- 0		NON-CONFERENCE		0- 0	0- 3	3- 3		
3- 2	0- 0	0- 0		HOME		0- 0	0- 1	3- 1		
0- 4	0- 0	0- 0		AWAY		0- 0	0- 2	0- 2		
0- 0	0- 0	0- 0		NEUTRAL		0- 0	0- 0	0- 0		
7- 6	0- 0	0- 0		CONFERENCE		0- 0	0- 2	7- 4		
6- 1	0- 0	0- 0		HOME		0- 0	0- 1	6- 0		
1- 5	0- 0	0- 0		AWAY		0- 0	0- 1	1- 4		
0- 0	0- 0	0- 0		NEUTRAL		0- 0	0- 0	0- 0		

RPI 1-25				RPI 26-50				RPI 51-100				RPI 101+ Team's RPI: 273			
RPI	S	Opponent	Score	RPI	S	Opponent	Score	RPI	S	Opponent	Score	RPI	S	Opponent	Score
												109	H	CSUN	71 77
												112	H	Montana	42 69
												120	A	North Dakota	62 78
												130	A	New Mexico	37 56
												142	A	Oregon	47 59
												154	H	Sacramento St.	64 60
												174	A	Northern Colo.	51 49
												186	H	Montana St.	79 64
												188	A	Texas-Arlington	62 80
												201	A	Idaho	43 78
												216	H	Pepperdine	63 66
												233	A	Southern Utah	53 63
												233	H	Southern Utah	73 64
												243	A	UTEP	58 82
												245	A	Idaho St.	68 69
												245	H	Idaho St.	64 47
												246	A	Weber St.	53 66
												246	H	Weber St.	56 52
												269	H	UC Irvine	66 35
												282	H	Loyola Marymount	82 64
												305	H	Portland St.	94 46
												336	H	UC Santa Barbara	67 49
LAST 12 Division I GAMES:															
				201	A	Idaho	43 78					186	H	Montana St.	79 64
				246	H	Weber St.	56 52					112	H	Montana	42 69
				245	H	Idaho St.	64 47					245	A	Idaho St.	68 69
				120	A	North Dakota	62 78					246	A	Weber St.	53 66
				174	A	Northern Colo.	51 49					233	A	Southern Utah	53 63
				233	H	Southern Utah	73 64					305	H	Portland St.	94 46

Non-Div I Games:	Western N.M.	54	58	Fort Lewis	61	43
------------------	--------------	----	----	------------	----	----

Northern Ariz.

Loss, Non-Conf, S Site, H Home A Away N Neutral

Average RPI Win:	295	WON-LOST	WINNING	LAST 10	STRENGTH OF	OPP. STRENGTH	TEAM	ADJ.	CONF.	ADJ CONF.
Average RPI Loss:	170	RECORD	PCT. RANK	GAMES	SCHEDULE	OF SCHEDULE	RPI	RPI	RPI	RPI
DIV. I ONLY	8- 17	270	4- 6	258	289	274	274	23	23	
DIV. I NON-CONF.	4- 8	234	0- 0	299	334	289	289	24	24	
TOTALS	RPI 1-25	RPI 26-50	W-L RECORDS	RPI 51-100	RPI 101-150	RPI 150+				
8- 17	0- 0	0- 0	OVERALL	0- 5	0- 0	8- 12				
4- 7	0- 0	0- 0	HOME	0- 2	0- 0	4- 5				
4- 10	0- 0	0- 0	AWAY	0- 3	0- 0	4- 7				
0- 0	0- 0	0- 0	NEUTRAL	0- 0	0- 0	0- 0				
4- 8	0- 0	0- 0	NON-CONFERENCE	0- 2	0- 0	4- 6				
2- 3	0- 0	0- 0	HOME	0- 0	0- 0	2- 3				
2- 5	0- 0	0- 0	AWAY	0- 2	0- 0	2- 3				
0- 0	0- 0	0- 0	NEUTRAL	0- 0	0- 0	0- 0				
4- 9	0- 0	0- 0	CONFERENCE	0- 3	0- 0	4- 6				
2- 4	0- 0	0- 0	HOME	0- 2	0- 0	2- 2				
2- 5	0- 0	0- 0	AWAY	0- 1	0- 0	2- 4				
0- 0	0- 0	0- 0	NEUTRAL	0- 0	0- 0	0- 0				

RPI 1-25				RPI 26-50				RPI 51-100				RPI 101+				Team's RPI: 274	
RPI	S	Opponent	Score	RPI	S	Opponent	Score	RPI	S	Opponent	Score	RPI	S	Opponent	Score		
								66	A	Penn	63	69	157	A	Bucknell	41	85
								78	H	Maine	42	56	162	A	Hartford	63	70
								79	A	American	51	77	170	H	Robert Morris	60	84
								84	A	Albany (NY)	68	84	178	A	La Salle	62	65
								84	H	Albany (NY)	62	72	185	A	Stony Brook	41	74
													185	H	Stony Brook	50	66
													209	A	New Hampshire	45	67
													209	H	New Hampshire	69	55
													228	H	Towson	54	59
													232	A	UMass Lowell	62	75
													232	H	UMass Lowell	78	84
													264	H	Loyola Maryland	81	58
													276	A	Rider	55	67
													292	H	Morgan St.	46	54
													294	A	Columbia	76	66
													303	A	Vermont	68	61
													303	H	Vermont	71	64
													321	A	Binghamton	71	55
													328	A	UMES	87	78
													338	H	Coppin St.	78	65
LAST 12 Division I GAMES:																	
				84	A	Albany (NY)	68	84	78	H	Maine	42	56				
				303	H	Vermont	71	64	84	H	Albany (NY)	62	72				
				185	A	Stony Brook	41	74	162	A	Hartford	63	70				
				209	H	New Hampshire	69	55	303	A	Vermont	68	61				
				232	H	UMass Lowell	78	84	185	H	Stony Brook	50	66				
				321	A	Binghamton	71	55	209	A	New Hampshire	45	67				

Non-Div I Games: Eastern 93 68

UMBC

■ Loss,
■ Non-Conf,
■ S Site,
■ H Home
■ A Away
N Neutral

Grand Canyon

Through Games Of Feb. 19, 2015

Average RPI Win:	282	WON-LOST	WINNING	LAST 10	STRENGTH OF	OPP. STRENGTH	TEAM	ADJ.	CONF.	ADJ CONF.
Average RPI Loss:	201	RECORD	PCT. RANK	GAMES	SCHEDULE	OF SCHEDULE	RPI	RPI	RPI	RPI
DIV. I ONLY	9- 12	222	5- 5	327	300	275	275	30	30	
DIV. I NON-CONF.	4- 7	220	1- 0	335	215	304	304	30	30	
TOTALS	RPI 1-25	RPI 26-50	W-L RECORDS	RPI 51-100	RPI 101-150	RPI 150+				
9- 12	0- 1	0- 0	OVERALL	0- 0	0- 2	9- 9				
4- 6	0- 1	0- 0	HOME	0- 0	0- 1	4- 4				
5- 5	0- 0	0- 0	AWAY	0- 0	0- 1	5- 4				
0- 1	0- 0	0- 0	NEUTRAL	0- 0	0- 0	0- 1				
4- 7	0- 1	0- 0	NON-CONFERENCE	0- 0	0- 0	4- 6				
2- 3	0- 1	0- 0	HOME	0- 0	0- 0	2- 2				
2- 3	0- 0	0- 0	AWAY	0- 0	0- 0	2- 3				
0- 1	0- 0	0- 0	NEUTRAL	0- 0	0- 0	0- 1				
5- 5	0- 0	0- 0	CONFERENCE	0- 0	0- 2	5- 3				
2- 3	0- 0	0- 0	HOME	0- 0	0- 1	2- 2				
3- 2	0- 0	0- 0	AWAY	0- 0	0- 1	3- 1				
0- 0	0- 0	0- 0	NEUTRAL	0- 0	0- 0	0- 0				

RPI 1-25				RPI 26-50				RPI 51-100				RPI 101+ Team's RPI: 275			
RPI	S	Opponent	Score	RPI	S	Opponent	Score	RPI	S	Opponent	Score	RPI	S	Opponent	Score
8	H	Louisville	51 65									129	A	Bakersfield	67 90
												129	H	Bakersfield	60 65
												152	H	New Mexico St.	62 74
												160	A	Oral Roberts	54 51
												174	A	Northern Colo.	47 66
												180	N	Northern Ky.	45 52
												197	A	Navy	51 60
												217	A	Tex.-Pan American	75 63
												217	H	Tex.-Pan American	69 54
												253	A	Austin Peay	77 84
												267	H	North Dakota St.	69 54
												269	H	UC Irvine	53 54
												278	H	Nevada	52 64
												323	A	Utah Valley	50 52
												323	H	Utah Valley	60 50
												324	H	Seattle	56 59
												331	H	New Orleans	59 57
												339	A	Incarnate Word	72 67
												340	A	UMKC	65 59
												343	A	Chicago St.	76 51
LAST 12 Division I GAMES:															
217	A	Tex.-Pan American	75 63	217	H	Tex.-Pan American	69 54								
323	H	Utah Valley	60 50	152	H	New Mexico St.	62 74								
129	H	Bakersfield	60 65	323	A	Utah Valley	50 52								
324	H	Seattle	56 59	129	A	Bakersfield	67 90								
343	A	Chicago St.	76 51	339	A	Incarnate Word	72 67								
340	A	UMKC	65 59	267	H	North Dakota St.	69 54								

Non-Div I Games: Western St. 76 52 San Diego Christian 87 44

Grand Canyon

Loss, Non-Conf, S Site, H Home A Away N Neutral

R
i
d
e
rR
i
d
e
r

Rider

Page 276

Average RPI Win:	216	WON-LOST	WINNING	LAST 10	STRENGTH OF	OPP. STRENGTH	TEAM	ADJ.	CONF.	ADJ CONF.
Average RPI Loss:	135	RECORD	PCT. RANK	GAMES	SCHEDULE	OF SCHEDULE	RPI	RPI	RPI	RPI
DIV. I ONLY	4- 21	324	0- 6	68	161	277	277	13	13	
DIV. I NON-CONF.	2- 9	297	0- 1	32	233	236	236	11	11	
TOTALS	RPI 1-25	RPI 26-50	W-L RECORDS	RPI 51-100	RPI 101-150	RPI 150+				
4- 21	0- 3	0- 1	OVERALL	0- 4	0- 5	4- 8				
4- 6	0- 1	0- 0	HOME	0- 1	0- 2	4- 2				
0- 12	0- 1	0- 0	AWAY	0- 2	0- 3	0- 6				
0- 3	0- 1	0- 1	NEUTRAL	0- 1	0- 0	0- 0				
2- 9	0- 2	0- 1	NON-CONFERENCE	0- 2	0- 1	2- 3				
2- 1	0- 0	0- 0	HOME	0- 0	0- 0	2- 1				
0- 5	0- 1	0- 0	AWAY	0- 1	0- 1	0- 2				
0- 3	0- 1	0- 1	NEUTRAL	0- 1	0- 0	0- 0				
2- 12	0- 1	0- 0	CONFERENCE	0- 2	0- 4	2- 5				
2- 5	0- 1	0- 0	HOME	0- 1	0- 2	2- 1				
0- 7	0- 0	0- 0	AWAY	0- 1	0- 2	0- 4				
0- 0	0- 0	0- 0	NEUTRAL	0- 0	0- 0	0- 0				

RPI 1-25				RPI 26-50				RPI 51-100				RPI 101+ Team's RPI: 277			
RPI	S	Opponent	Score	RPI	S	Opponent	Score	RPI	S	Opponent	Score	RPI	S	Opponent	Score
6	N	UConn	24 85	37	N	Minnesota	50 74	59	A	East Carolina	55 68	108	A	Hofstra	53 78
20	H	James Madison	53 73					76	A	Drexel	47 64	108	H	Hofstra	57 69
25	A	South Fla.	47 67					76	H	Drexel	52 63	119	A	Elon	68 77
								82	N	Villanova	41 60	119	H	Elon	71 75
												134	A	Kennesaw St.	61 68
												168	A	William & Mary	59 74
												175	A	Delaware	49 80
												175	H	Delaware	55 49
												183	H	Mercer	72 59
												212	H	USC Upstate	61 60
												226	A	George Mason	61 71
												228	A	Towson	49 71
												228	H	Towson	52 56
												250	A	UNCW	57 69
												283	A	South Carolina St.	51 60
												293	H	Northeastern	59 38
												304	H	UNC Greensboro	68 70
LAST 12 Division I GAMES:															
82	N	Villanova	41 60	76	A	Drexel	47 64	20	H	James Madison	53 73	175	A	Delaware	49 80
76	H	Drexel	52 63	293	H	Northeastern	59 38	228	H	Towson	52 56	119	A	Elon	68 77
168	A	William & Mary	59 74												
108	H	Hofstra	57 69												
119	H	Elon	71 75												
228	A	Towson	49 71												

Non-Div I Games:

Col. of Charleston

■ Loss,
■ Non-Conf,
■ S Site,
■ H Home
■ A Away
N Neutral

Average RPI Win: 290		WON-LOST	WINNING	LAST 10	STRENGTH OF	OPP. STRENGTH	TEAM	ADJ.	CONF.	ADJ CONF.
Average RPI Loss: 132		RECORD	PCT. RANK	GAMES	SCHEDULE	OF SCHEDULE	RPI	RPI	RPI	RPI
DIV. I ONLY		6- 17	293	1- 4	211	139	278	278	22	22
DIV. I NON-CONF.		3- 7	250	0- 1	132	97	227	227	19	19
TOTALS	RPI 1-25	RPI 26-50		W-L RECORDS		RPI 51-100	RPI 101-150	RPI 150+		
6- 17	0- 1	0- 1		OVERALL		0- 5	0- 3	6- 7		
4- 6	0- 0	0- 0		HOME		0- 3	0- 1	4- 2		
2- 9	0- 0	0- 1		AWAY		0- 2	0- 1	2- 5		
0- 2	0- 1	0- 0		NEUTRAL		0- 0	0- 1	0- 0		
3- 7	0- 1	0- 1		NON-CONFERENCE		0- 2	0- 2	3- 1		
2- 2	0- 0	0- 0		HOME		0- 1	0- 1	2- 0		
1- 3	0- 0	0- 1		AWAY		0- 1	0- 0	1- 1		
0- 2	0- 1	0- 0		NEUTRAL		0- 0	0- 1	0- 0		
3- 10	0- 0	0- 0		CONFERENCE		0- 3	0- 1	3- 6		
2- 4	0- 0	0- 0		HOME		0- 2	0- 0	2- 2		
1- 6	0- 0	0- 0		AWAY		0- 1	0- 1	1- 4		
0- 0	0- 0	0- 0		NEUTRAL		0- 0	0- 0	0- 0		

RPI 1-25				RPI 26-50				RPI 51-100				RPI 101+				Team's RPI: 278	
RPI	S	Opponent	Score	RPI	S	Opponent	Score	RPI	S	Opponent	Score	RPI	S	Opponent	Score		
9	N	Oregon St.	50 73	31	A	California	54 76	54	A	Fresno St.	43 65	103	H	Ole Miss	66 77		
								54	H	Fresno St.	44 62	116	N	Toledo	56 65		
								58	H	Pacific	53 64	130	A	New Mexico	45 63		
								63	A	BYU	60 65	179	A	San Francisco	48 63		
								69	H	Colorado St.	58 59	208	A	Wyoming	54 77		
												208	H	Wyoming	45 61		
												225	A	San Diego St.	49 57		
												227	A	UNLV	52 75		
												227	H	UNLV	71 62		
												248	H	San Jose St.	77 80		
												266	A	Utah St.	57 68		
												266	H	Utah St.	49 44		
												275	A	Grand Canyon	64 52		
												290	H	Portland	84 59		
												336	H	UC Santa Barbara	71 58		
												345	A	Air Force	76 53		
LAST 12 Division I GAMES:																	
				103	H	Ole Miss	66 77	208	H	Wyoming	45 61						
				208	A	Wyoming	54 77	227	A	UNLV	52 75						
				130	A	New Mexico	45 63	54	H	Fresno St.	44 62						
				266	H	Utah St.	49 44	266	A	Utah St.	57 68						
				248	H	San Jose St.	77 80	69	H	Colorado St.	58 59						
				225	A	San Diego St.	49 57	54	A	Fresno St.	43 65						

Non-Div I Games: Cal St. Stanislaus 83 57

Nevada

Loss, Non-Conf, S Site, H Home A Away N Neutral

Average RPI Win: 248	WON-LOST	WINNING	LAST 10	STRENGTH OF	OPP. STRENGTH	TEAM	ADJ.	CONF.	ADJ CONF.
Average RPI Loss: 147	RECORD	PCT. RANK	GAMES	SCHEDULE	OF SCHEDULE	RPI	RPI	RPI	RPI
DIV. I ONLY	5- 21	313	3- 7	148	213	279	279	18	18
DIV. I NON-CONF.	1- 10	329	0- 0	168	164	323	323	20	20
TOTALS	RPI 1-25	RPI 26-50	W-L RECORDS	RPI 51-100	RPI 101-150	RPI 150+			
5- 21	0- 0	0- 1	OVERALL	0- 8	0- 2	5- 10			
3- 8	0- 0	0- 0	HOME	0- 4	0- 1	3- 3			
2- 13	0- 0	0- 1	AWAY	0- 4	0- 1	2- 7			
0- 0	0- 0	0- 0	NEUTRAL	0- 0	0- 0	0- 0			
1- 10	0- 0	0- 1	NON-CONFERENCE	0- 4	0- 1	1- 4			
1- 3	0- 0	0- 0	HOME	0- 2	0- 0	1- 1			
0- 7	0- 0	0- 1	AWAY	0- 2	0- 1	0- 3			
0- 0	0- 0	0- 0	NEUTRAL	0- 0	0- 0	0- 0			
4- 11	0- 0	0- 0	CONFERENCE	0- 4	0- 1	4- 6			
2- 5	0- 0	0- 0	HOME	0- 2	0- 1	2- 2			
2- 6	0- 0	0- 0	AWAY	0- 2	0- 0	2- 4			
0- 0	0- 0	0- 0	NEUTRAL	0- 0	0- 0	0- 0			

RPI S	Opponent	Score	RPI S	Opponent	Score	RPI S	Opponent	Score	RPI S	Opponent	Score	Team's RPI: 279
36	A Rutgers	44 60	56	A Georgia	35 66	104	H Lehigh	68 86				
			76	A Drexel	51 59	123	A St. Bonaventure	49 65				
			79	A American	46 75	157	A Bucknell	75 77				
			79	H American	58 66	157	H Bucknell	54 41				
			84	H Albany (NY)	48 67	158	A Harvard	53 68				
			96	H Cornell	66 74	184	A Holy Cross	76 71				
			97	A Army	47 48	184	H Holy Cross	62 68				
			97	H Army	62 64	187	A Siena	68 80				
						197	A Navy	52 64				
						197	H Navy	63 65				
						213	A Lafayette	56 58				
						259	A Monmouth	62 82				
						264	A Loyola Maryland	72 45				
						300	H Kent St.	61 62				
						314	A Boston U.	53 58				
						314	H Boston U.	67 54				
						321	H Binghamton	74 55				
LAST 12 Division I GAMES:												
97	A Army	47 48	213	A Lafayette	56 58							
197	A Navy	52 64	264	A Loyola Maryland	72 45							
314	H Boston U.	67 54	97	H Army	62 64							
79	A American	46 75	197	H Navy	63 65							
184	H Holy Cross	62 68	314	A Boston U.	53 58							
157	H Bucknell	54 41	79	H American	58 66							

Non-Div I Games:

Colgate

■ Loss,
 ■ Non-Conf,
 ■ S Site,
 ■ H Home
 ■ A Away
 N Neutral

Average RPI Win:	275	WON-LOST	WINNING	LAST 10	STRENGTH OF	OPP. STRENGTH	TEAM	ADJ.	CONF.	ADJ CONF.
Average RPI Loss:	164	RECORD	PCT. RANK	GAMES	SCHEDULE	OF SCHEDULE	RPI	RPI	RPI	RPI
DIV. I ONLY	8- 16	263	3- 7	282	236	280	280	12	12	
DIV. I NON-CONF.	4- 8	234	0- 0	341	340	327	327	13	13	
TOTALS	RPI 1-25	RPI 26-50	W-L RECORDS	RPI 51-100	RPI 101-150	RPI 150+				
8- 16	0- 0	0- 2	OVERALL	0- 3	0- 4	8- 7				
5- 6	0- 0	0- 1	HOME	0- 2	0- 1	5- 2				
3- 10	0- 0	0- 1	AWAY	0- 1	0- 3	3- 5				
0- 0	0- 0	0- 0	NEUTRAL	0- 0	0- 0	0- 0				
4- 8	0- 0	0- 0	NON-CONFERENCE	0- 0	0- 3	4- 5				
2- 3	0- 0	0- 0	HOME	0- 0	0- 1	2- 2				
2- 5	0- 0	0- 0	AWAY	0- 0	0- 2	2- 3				
0- 0	0- 0	0- 0	NEUTRAL	0- 0	0- 0	0- 0				
4- 8	0- 0	0- 2	CONFERENCE	0- 3	0- 1	4- 2				
3- 3	0- 0	0- 1	HOME	0- 2	0- 0	3- 0				
1- 5	0- 0	0- 1	AWAY	0- 1	0- 1	1- 2				
0- 0	0- 0	0- 0	NEUTRAL	0- 0	0- 0	0- 0				

RPI S	Opponent	Score	RPI S	Opponent	Score	RPI S	Opponent	Score	RPI S	Opponent	Score	Team's RPI: 280
27	A Green Bay	37 63	27	H Green Bay	62 79	62	A Youngstown St.	64 87	101	A Cleveland St.	58 67	
						62	H Youngstown St.	73 79	120	A North Dakota	76 83	
						94	H Wright St.	58 80	124	A Missouri	55 68	
									147	H Indiana	56 82	
									214	H Ill.-Chicago	64 63	
									234	A Western Ill.	59 79	
									236	A Oakland	56 89	
									236	H Oakland	66 60	
									240	A Detroit	84 68	
									257	A Valparaiso	56 69	
									257	H Valparaiso	90 79	
									263	A Marquette	80 85	
									267	A North Dakota St.	77 73	
									281	H Bowling Green	50 60	
									295	H Omaha	61 64	
									299	A IPFW	72 78	
									302	H Eastern Ill.	72 63	
									340	A UMKC	72 60	
									343	H Chicago St.	69 47	
LAST 12 Division I GAMES:												
62	H Youngstown St.	73 79	214	H Ill.-Chicago	64 63							
27	H Green Bay	62 79	257	H Valparaiso	90 79							
257	A Valparaiso	56 69	27	A Green Bay	37 63							
236	H Oakland	66 60	94	H Wright St.	58 80							
62	A Youngstown St.	64 87	236	A Oakland	56 89							
101	A Cleveland St.	58 67	240	A Detroit	84 68							

Non-Div I Games:

Milwaukee

■ Loss,
 ■ Non-Conf,
 ■ S Site,
 ■ H Home
 ■ A Away
 N Neutral

Average RPI Win:	278	WON-LOST	WINNING	LAST 10	STRENGTH OF	OPP. STRENGTH	TEAM	ADJ.	CONF.	ADJ CONF.
Average RPI Loss:	161	RECORD	PCT. RANK	GAMES	SCHEDULE	OF SCHEDULE	RPI	RPI	RPI	RPI
DIV. I ONLY	9- 15	245	2- 8	335	195	281	281	16	16	
DIV. I NON-CONF.	7- 4	107	0- 0	349	211	268	268	18	18	
TOTALS	RPI 1-25	RPI 26-50	W-L RECORDS	RPI 51-100	RPI 101-150	RPI 150+				
9- 15	0- 0	0- 0	OVERALL	0- 4	0- 6	9- 5				
4- 5	0- 0	0- 0	HOME	0- 1	0- 3	4- 1				
4- 9	0- 0	0- 0	AWAY	0- 2	0- 3	4- 4				
1- 1	0- 0	0- 0	NEUTRAL	0- 1	0- 0	1- 0				
7- 4	0- 0	0- 0	NON-CONFERENCE	0- 1	0- 0	7- 3				
2- 1	0- 0	0- 0	HOME	0- 0	0- 0	2- 1				
4- 2	0- 0	0- 0	AWAY	0- 0	0- 0	4- 2				
1- 1	0- 0	0- 0	NEUTRAL	0- 1	0- 0	1- 0				
2- 11	0- 0	0- 0	CONFERENCE	0- 3	0- 6	2- 2				
2- 4	0- 0	0- 0	HOME	0- 1	0- 3	2- 0				
0- 7	0- 0	0- 0	AWAY	0- 2	0- 3	0- 2				
0- 0	0- 0	0- 0	NEUTRAL	0- 0	0- 0	0- 0				

RPI 1-25				RPI 26-50				RPI 51-100				RPI 101+				Team's RPI: 281	
RPI	S	Opponent	Score	RPI	S	Opponent	Score	RPI	S	Opponent	Score	RPI	S	Opponent	Score		
								65	A	Akron	59 67	116	H	Toledo	48 64		
								71	H	Ohio	46 71	126	A	Ball St.	52 77		
								85	A	Western Mich.	52 82	126	H	Ball St.	50 62		
								93	N	Hampton	53 64	127	A	Buffalo	45 66		
												141	H	Central Mich.	54 57		
												144	A	Eastern Mich.	52 64		
												157	H	Bucknell	52 53		
												176	H	Iona	80 59		
												252	A	Northern Ill.	50 67		
												252	H	Northern Ill.	65 59		
												269	N	UC Irvine	62 54		
												270	H	Cincinnati	66 55		
												280	A	Milwaukee	60 50		
												282	A	Loyola Marymount	48 51		
												300	A	Kent St.	48 55		
												306	H	Miami (OH)	66 53		
												313	A	Bradley	61 47		
												316	A	Saint Francis (PA)	76 62		
												319	A	Illinois St.	58 54		
												333	A	FIU	55 68		
LAST 12 Division I GAMES:																	
				126	A	Ball St.	52 77	306	H	Miami (OH)	66 53						
				71	H	Ohio	46 71	85	A	Western Mich.	52 82						
				127	A	Buffalo	45 66	144	A	Eastern Mich.	52 64						
				141	H	Central Mich.	54 57	252	H	Northern Ill.	65 59						
				116	H	Toledo	48 64	300	A	Kent St.	48 55						
				252	A	Northern Ill.	50 67	65	A	Akron	59 67						

Non-Div I Games:

Bowling Green

Loss, Non-Conf, S Site, H Home A Away N Neutral

Average RPI Win:	243	WON-LOST	WINNING	LAST 10	STRENGTH OF	OPP. STRENGTH	TEAM	ADJ.	CONF.	ADJ CONF.
Average RPI Loss:	122	RECORD	PCT. RANK	GAMES	SCHEDULE	OF SCHEDULE	RPI	RPI	RPI	RPI
DIV. I ONLY	4- 23	332	2- 8	70	140	282	282	9	9	
DIV. I NON-CONF.	2- 9	297	0- 0	160	260	306	306	8	8	
TOTALS	RPI 1-25	RPI 26-50	W-L RECORDS	RPI 51-100	RPI 101-150	RPI 150+				
4- 23	0- 0	0- 4	OVERALL	0- 10	0- 1	4- 8				
4- 10	0- 0	0- 2	HOME	0- 5	0- 1	4- 2				
0- 13	0- 0	0- 2	AWAY	0- 5	0- 0	0- 6				
0- 0	0- 0	0- 0	NEUTRAL	0- 0	0- 0	0- 0				
2- 9	0- 0	0- 0	NON-CONFERENCE	0- 4	0- 1	2- 4				
2- 4	0- 0	0- 0	HOME	0- 2	0- 1	2- 1				
0- 5	0- 0	0- 0	AWAY	0- 2	0- 0	0- 3				
0- 0	0- 0	0- 0	NEUTRAL	0- 0	0- 0	0- 0				
2- 14	0- 0	0- 4	CONFERENCE	0- 6	0- 0	2- 4				
2- 6	0- 0	0- 2	HOME	0- 3	0- 0	2- 1				
0- 8	0- 0	0- 2	AWAY	0- 3	0- 0	0- 3				
0- 0	0- 0	0- 0	NEUTRAL	0- 0	0- 0	0- 0				

RPI 1-25				RPI 26-50				RPI 51-100				RPI 101+				Team's RPI: 282
RPI	S	Opponent	Score	RPI	S	Opponent	Score	RPI	S	Opponent	Score	RPI	S	Opponent	Score	
				39	A	Gonzaga	62 76	51	A	Oklahoma St.	65 76	131	H	UC Riverside	55 81	
				39	H	Gonzaga	59 82	58	A	Pacific	69 89	153	H	Cal Poly	79 87	
				45	A	St. Mary's (CA)	71 72	58	H	Pacific	61 84	179	A	San Francisco	75 87	
				45	H	St. Mary's (CA)	49 56	63	A	BYU	59 74	179	H	San Francisco	65 74	
								63	H	BYU	63 71	196	H	Santa Clara	82 57	
								64	A	San Diego	49 68	203	H	UAB	66 61	
								64	H	San Diego	59 67	216	A	Pepperdine	91 98	
								67	H	Washington St.	60 87	227	A	UNLV	76 91	
								80	A	Southern California	54 96	273	A	Northern Ariz.	64 82	
								87	H	Hawaii	76 85	281	H	Bowling Green	51 48	
												290	A	Portland	65 83	
												290	H	Portland	77 73	
												324	A	Seattle	57 62	
LAST 12 Division I GAMES:																
179	A	San Francisco	75 87	45	H	St. Mary's (CA)	49 56									
290	H	Portland	77 73	179	H	San Francisco	65 74									
39	H	Gonzaga	59 82	196	H	Santa Clara	82 57									
63	A	BYU	59 74	39	A	Gonzaga	62 76									
64	A	San Diego	49 68	290	A	Portland	65 83									
58	H	Pacific	61 84	64	H	San Diego	59 67									

Non-Div I Games:

Loyola Marymount

■ Loss,
 ■ Non-Conf,
 ■ S Site,
 ■ H Home
 ■ A Away
 N Neutral

Average RPI Win:	294	WON-LOST	WINNING	LAST 10	STRENGTH OF	OPP. STRENGTH	TEAM	ADJ.	CONF.	ADJ CONF.
Average RPI Loss:	228	RECORD	PCT. RANK	GAMES	SCHEDULE	OF SCHEDULE	RPI	RPI	RPI	RPI
DIV. I ONLY	11- 10	162	5- 5	348	332	283	283	31	31	
DIV. I NON-CONF.	5- 4	139	1- 1	339	254	264	264	29	29	
TOTALS	RPI 1-25	RPI 26-50	W-L RECORDS	RPI 51-100	RPI 101-150	RPI 150+				
11- 10	0- 0	0- 0	OVERALL	0- 1	0- 1	11- 8				
7- 3	0- 0	0- 0	HOME	0- 1	0- 1	7- 1				
4- 7	0- 0	0- 0	AWAY	0- 0	0- 0	4- 7				
0- 0	0- 0	0- 0	NEUTRAL	0- 0	0- 0	0- 0				
5- 4	0- 0	0- 0	NON-CONFERENCE	0- 0	0- 1	5- 3				
4- 1	0- 0	0- 0	HOME	0- 0	0- 1	4- 0				
1- 3	0- 0	0- 0	AWAY	0- 0	0- 0	1- 3				
0- 0	0- 0	0- 0	NEUTRAL	0- 0	0- 0	0- 0				
6- 6	0- 0	0- 0	CONFERENCE	0- 1	0- 0	6- 5				
3- 2	0- 0	0- 0	HOME	0- 1	0- 0	3- 1				
3- 4	0- 0	0- 0	AWAY	0- 0	0- 0	3- 4				
0- 0	0- 0	0- 0	NEUTRAL	0- 0	0- 0	0- 0				

RPI 1-25				RPI 26-50				RPI 51-100				RPI 101+ Team's RPI: 283			
RPI	S	Opponent	Score	RPI	S	Opponent	Score	RPI	S	Opponent	Score	RPI	S	Opponent	Score
								93	H	Hampton	53 88	136	H	Furman	46 65
												165	A	Clemson	57 66
												172	A	Savannah St.	53 61
												199	H	Jacksonville St.	55 52
												204	A	N.C. A&T	48 59
												212	H	USC Upstate	60 50
												239	A	Presbyterian	33 46
												261	H	Bethune-Cookman	68 61
												272	H	Norfolk St.	79 75
												277	H	Col. of Charleston	60 51
												292	A	Morgan St.	46 54
												304	A	UNC Greensboro	50 70
												311	A	Wofford	59 53
												328	A	UMES	64 59
												334	H	Florida A&M	50 55
												337	A	N.C. Central	54 56
												338	A	Coppin St.	68 58
												342	H	Alabama A&M	69 62
												347	A	Delaware St.	65 60
												347	H	Delaware St.	64 62
LAST 12 Division I GAMES:															
				172	A	Savannah St.	53 61					328	A	UMES	64 59
				292	A	Morgan St.	46 54					347	A	Delaware St.	65 60
				338	A	Coppin St.	68 58					204	A	N.C. A&T	48 59
				347	H	Delaware St.	64 62					337	A	N.C. Central	54 56
				93	H	Hampton	53 88					136	H	Furman	46 65
				272	H	Norfolk St.	79 75					277	H	Col. of Charleston	60 51

Non-Div I Games: Columbia (SC) 97 55 Allen 103 55

South Carolina St.

Loss, Non-Conf, S Site, H Home A Away N Neutral

Houston Baptist

Through Games Of Feb. 19, 2015

Average RPI Win:	267	WON-LOST	WINNING	LAST 10	STRENGTH OF	OPP. STRENGTH	TEAM	ADJ.	CONF.	ADJ CONF.
Average RPI Loss:	199	RECORD	PCT. RANK	GAMES	SCHEDULE	OF SCHEDULE	RPI	RPI	RPI	RPI
DIV. I ONLY	7- 14	263	5- 5	283	308	284	284	27	27	
DIV. I NON-CONF.	2- 5	259	0- 0	112	236	177	177	27	27	
TOTALS	RPI 1-25	RPI 26-50	W-L RECORDS	RPI 51-100	RPI 101-150	RPI 150+				
7- 14	0- 0	0- 0	OVERALL	0- 1	1- 2	6- 11				
5- 4	0- 0	0- 0	HOME	0- 0	0- 0	5- 4				
2- 10	0- 0	0- 0	AWAY	0- 1	1- 2	1- 7				
0- 0	0- 0	0- 0	NEUTRAL	0- 0	0- 0	0- 0				
2- 5	0- 0	0- 0	NON-CONFERENCE	0- 1	1- 1	1- 3				
0- 1	0- 0	0- 0	HOME	0- 0	0- 0	0- 1				
2- 4	0- 0	0- 0	AWAY	0- 1	1- 1	1- 2				
0- 0	0- 0	0- 0	NEUTRAL	0- 0	0- 0	0- 0				
5- 9	0- 0	0- 0	CONFERENCE	0- 0	0- 1	5- 8				
5- 3	0- 0	0- 0	HOME	0- 0	0- 0	5- 3				
0- 6	0- 0	0- 0	AWAY	0- 0	0- 1	0- 5				
0- 0	0- 0	0- 0	NEUTRAL	0- 0	0- 0	0- 0				

RPI 1-25				RPI 26-50				RPI 51-100				RPI 101+				Team's RPI: 284	
RPI	S	Opponent	Score	RPI	S	Opponent	Score	RPI	S	Opponent	Score	RPI	S	Opponent	Score		
								74	A	TCU	64	87	102	A	Texas Tech	59	60
													133	A	Texas St.	61	56
													138	A	Stephen F. Austin	67	72
													182	A	Lamar	62	79
													182	H	Lamar	64	80
													188	A	Texas-Arlington	73	83
													189	H	Texas Southern	80	92
													211	A	McNeese St.	57	60
													217	A	Tex.-Pan American	72	75
													220	H	Northwestern St.	68	78
													222	A	Nicholls St.	58	70
													243	A	UTEP	87	77
													254	H	Abilene Christian	50	53
													265	H	Central Ark.	58	37
													268	H	A&M-Corpus Christi	59	54
													291	A	Sam Houston St.	67	74
													291	H	Sam Houston St.	66	61
													315	A	Southeastern La.	59	67
													331	H	New Orleans	63	45
													339	H	Incarnate Word	67	64
LAST 12 Division I GAMES:																	
339	H	Incarnate Word	67	64	254	H	Abilene Christian	50	53								
291	H	Sam Houston St.	66	61	182	H	Lamar	64	80								
182	A	Lamar	62	79	331	H	New Orleans	63	45								
138	A	Stephen F. Austin	67	72	265	H	Central Ark.	58	37								
268	H	A&M-Corpus Christi	59	54	315	A	Southeastern La.	59	67								
291	A	Sam Houston St.	67	74	222	A	Nicholls St.	58	70								

Non-Div I Games: McMurry 69 49 Arlington Baptist 92 62 Huston-Tillotson 86 36 S'western Assemblies 85 57
Houston Baptist

Loss, Non-Conf, S Site, H Home A Away N Neutral

Average RPI Win:	324	WON-LOST	WINNING	LAST 10	STRENGTH OF	OPP. STRENGTH	TEAM	ADJ.	CONF.	ADJ CONF.
Average RPI Loss:	202	RECORD	PCT. RANK	GAMES	SCHEDULE	OF SCHEDULE	RPI	RPI	RPI	RPI
DIV. I ONLY	9- 10	197	7- 3	346	345	285	285	32	32	
DIV. I NON-CONF.	1- 6	316	0- 0	220	247	275	275	31	31	
TOTALS	RPI 1-25	RPI 26-50	W-L RECORDS	RPI 51-100	RPI 101-150	RPI 150+				
9- 10	0- 0	0- 1	OVERALL	0- 1	0- 1	9- 7				
5- 2	0- 0	0- 0	HOME	0- 0	0- 0	5- 2				
4- 8	0- 0	0- 1	AWAY	0- 1	0- 1	4- 5				
0- 0	0- 0	0- 0	NEUTRAL	0- 0	0- 0	0- 0				
1- 6	0- 0	0- 1	NON-CONFERENCE	0- 1	0- 1	1- 3				
0- 0	0- 0	0- 0	HOME	0- 0	0- 0	0- 0				
1- 6	0- 0	0- 1	AWAY	0- 1	0- 1	1- 3				
0- 0	0- 0	0- 0	NEUTRAL	0- 0	0- 0	0- 0				
8- 4	0- 0	0- 0	CONFERENCE	0- 0	0- 0	8- 4				
5- 2	0- 0	0- 0	HOME	0- 0	0- 0	5- 2				
3- 2	0- 0	0- 0	AWAY	0- 0	0- 0	3- 2				
0- 0	0- 0	0- 0	NEUTRAL	0- 0	0- 0	0- 0				

RPI 1-25			RPI 26-50			RPI 51-100			RPI 101+ Team's RPI: 285		
RPI	S	Opponent	Score	RPI	S	Opponent	Score	RPI	S	Opponent	Score
				33	A	Western Ky.	54 93	95	A	Georgia Tech	53 77
								137	A	Troy	50 70
								172	A	Savannah St.	62 71
								189	A	Texas Southern	51 67
								190	A	Samford	43 56
								224	A	Prairie View	73 65
								256	H	Southern U.	49 53
								287	H	Jackson St.	85 90
								310	H	Grambling	53 30
								318	A	South Ala.	61 64
								329	H	Alcorn	54 45
								334	A	Florida A&M	64 49
								341	A	Ark.-Pine Bluff	64 53
								341	H	Ark.-Pine Bluff	62 54
								342	A	Alabama A&M	50 59
								342	H	Alabama A&M	64 52
								348	A	Mississippi Val.	62 45
								348	H	Mississippi Val.	61 57
LAST 12 Division I GAMES:											
342	H	Alabama A&M	64 52	329	H	Alcorn	54 45				
348	H	Mississippi Val.	61 57	342	A	Alabama A&M	50 59				
341	H	Ark.-Pine Bluff	62 54	348	A	Mississippi Val.	62 45				
224	A	Prairie View	73 65	341	A	Ark.-Pine Bluff	64 53				
189	A	Texas Southern	51 67	287	H	Jackson St.	85 90				
256	H	Southern U.	49 53	310	H	Grambling	53 30				

Non-Div I Games: Mobile 66 30 Bluefield St. 82 73 Stillman 75 66

Alabama St.

Loss, Non-Conf, S Site, H Home A Away N Neutral

Average RPI Win: 273	WON-LOST	WINNING	LAST 10	STRENGTH OF	OPP. STRENGTH	TEAM	ADJ.	CONF.	ADJ CONF.
Average RPI Loss: 113	RECORD	PCT. RANK	GAMES	SCHEDULE	OF SCHEDULE	RPI	RPI	RPI	RPI
DIV. I ONLY	4- 22	327	0- 10	100	96	286	286	10	10
DIV. I NON-CONF.	2- 10	311	0- 0	120	93	280	280	9	9
TOTALS	RPI 1-25	RPI 26-50	W-L RECORDS	RPI 51-100	RPI 101-150	RPI 150+			
4- 22	0- 2	0- 1	OVERALL	0- 8	0- 4	4- 7			
4- 9	0- 0	0- 1	HOME	0- 3	0- 2	4- 3			
0- 10	0- 2	0- 0	AWAY	0- 5	0- 1	0- 2			
0- 3	0- 0	0- 0	NEUTRAL	0- 0	0- 1	0- 2			
2- 10	0- 2	0- 0	NON-CONFERENCE	0- 2	0- 2	2- 4			
2- 3	0- 0	0- 0	HOME	0- 0	0- 1	2- 2			
0- 4	0- 2	0- 0	AWAY	0- 2	0- 0	0- 0			
0- 3	0- 0	0- 0	NEUTRAL	0- 0	0- 1	0- 2			
2- 12	0- 0	0- 1	CONFERENCE	0- 6	0- 2	2- 3			
2- 6	0- 0	0- 1	HOME	0- 3	0- 1	2- 1			
0- 6	0- 0	0- 0	AWAY	0- 3	0- 1	0- 2			
0- 0	0- 0	0- 0	NEUTRAL	0- 0	0- 0	0- 0			

RPI 1-25				RPI 26-50				RPI 51-100				RPI 101+ Team's RPI: 286			
RPI	S	Opponent	Score	RPI	S	Opponent	Score	RPI	S	Opponent	Score	RPI	S	Opponent	Score
17	A	Princeton	54 83	44	H	Seton Hall	85 99	57	A	DePaul	52 93	121	A	Butler	58 63
18	A	George Washington	60 72					57	H	DePaul	85 105	121	H	Butler	56 65
								72	A	Creighton	61 76	123	H	St. Bonaventure	64 70
								82	A	Villanova	57 69	150	N	Alabama	58 72
								82	H	Villanova	48 64	151	N	Temple	58 81
								88	H	St. John's (NY)	57 74	155	H	Florida	73 81
								91	A	Richmond	57 65	159	H	Memphis	46 63
								92	A	Kansas	42 55	181	A	Xavier	55 63
												181	H	Xavier	55 60
												184	N	Holy Cross	69 73
												238	H	Providence	69 61
												263	A	Marquette	73 80
												263	H	Marquette	83 76
												264	H	Loyola Maryland	71 44
												328	H	UMES	88 75
LAST 12 Division I GAMES:															
121	H	Butler	56 65	88	H	St. John's (NY)	57 74								
181	H	Xavier	55 60	121	A	Butler	58 63								
82	H	Villanova	48 64	181	A	Xavier	55 63								
263	A	Marquette	73 80	82	A	Villanova	57 69								
57	A	DePaul	52 93	238	H	Providence	69 61								
44	H	Seton Hall	85 99	57	H	DePaul	85 105								

Non-Div I Games:

Georgetown

■ Loss,
 ■ Non-Conf,
 ■ S Site,
 ■ H Home
 ■ A Away
 N Neutral

Average RPI Win:	298	WON-LOST	WINNING	LAST 10	STRENGTH OF	OPP. STRENGTH	TEAM	ADJ.	CONF.	ADJ CONF.
Average RPI Loss:	208	RECORD	PCT. RANK	GAMES	SCHEDULE	OF SCHEDULE	RPI	RPI	RPI	RPI
DIV. I ONLY	8- 16	263	3- 7	319	348	287	287	32	32	
DIV. I NON-CONF.	3- 8	263	0- 0	213	284	256	256	31	31	
TOTALS	RPI 1-25	RPI 26-50	W-L RECORDS	RPI 51-100	RPI 101-150	RPI 150+				
8- 16	0- 0	0- 1	OVERALL	0- 2	0- 1	8- 12				
2- 4	0- 0	0- 0	HOME	0- 0	0- 0	2- 4				
5- 10	0- 0	0- 0	AWAY	0- 0	0- 0	5- 1				
1- 2	0- 0	0- 1	NEUTRAL	0- 0	0- 0	1- 1				
3- 8	0- 0	0- 1	NON-CONFERENCE	0- 2	0- 1	3- 4				
1- 0	0- 0	0- 0	HOME	0- 0	0- 0	1- 0				
1- 6	0- 0	0- 0	AWAY	0- 2	0- 1	1- 3				
1- 2	0- 0	0- 1	NEUTRAL	0- 0	0- 0	1- 1				
5- 8	0- 0	0- 0	CONFERENCE	0- 0	0- 0	5- 8				
1- 4	0- 0	0- 0	HOME	0- 0	0- 0	1- 4				
4- 4	0- 0	0- 0	AWAY	0- 0	0- 0	4- 4				
0- 0	0- 0	0- 0	NEUTRAL	0- 0	0- 0	0- 0				

RPI 1-25				RPI 26-50				RPI 51-100				RPI 101+				Team's RPI: 287
RPI	S	Opponent	Score	RPI	S	Opponent	Score	RPI	S	Opponent	Score	RPI	S	Opponent	Score	
				49	N	Duquesne	72 90	53	A	Arkansas St.	60 92	145	A	La.-Lafayette	56 65	
								61	A	LSU	44 52	183	A	Mercer	48 80	
												189	A	Texas Southern	53 70	
												189	H	Texas Southern	46 54	
												199	A	Jacksonville St.	57 64	
												220	H	Northwestern St.	62 61	
												224	A	Prairie View	65 82	
												224	H	Prairie View	65 60	
												247	A	Lipscomb	45 72	
												256	A	Southern U.	60 82	
												256	H	Southern U.	61 77	
												265	N	Central Ark.	45 56	
												285	A	Alabama St.	90 85	
												310	A	Grambling	64 55	
												329	A	Alcorn	65 41	
												329	H	Alcorn	69 76	
												330	N	Murray St.	90 81	
												341	H	Ark.-Pine Bluff	49 57	
												342	A	Alabama A&M	75 71	
												343	A	Chicago St.	70 60	
												348	A	Mississippi Val.	71 74	
LAST 12 Division I GAMES:																
				189	H	Texas Southern	46 54					310	A	Grambling	64 55	
				224	H	Prairie View	65 60					189	A	Texas Southern	53 70	
				256	A	Southern U.	60 82					224	A	Prairie View	65 82	
				329	A	Alcorn	65 41					256	H	Southern U.	61 77	
				341	H	Ark.-Pine Bluff	49 57					329	H	Alcorn	69 76	
				348	A	Mississippi Val.	71 74					285	A	Alabama St.	90 85	

Non-Div I Games:

Jackson St.

■ Loss,
 ■ Non-Conf,
 ■ S Site,
 ■ Home
 ■ A Away
 N Neutral

Ga. Southern

Through Games Of Feb. 19, 2015

Average RPI Win:	268	WON-LOST	WINNING	LAST 10	STRENGTH OF	OPP. STRENGTH	TEAM	ADJ.	CONF.	ADJ CONF.
Average RPI Loss:	141	RECORD	PCT. RANK	GAMES	SCHEDULE	OF SCHEDULE	RPI	RPI	RPI	RPI
DIV. I ONLY	3- 20	335	0- 10	99	226	288	288	14	14	
DIV. I NON-CONF.	2- 6	281	0- 0	113	341	263	263	14	14	
TOTALS	RPI 1-25	RPI 26-50	W-L RECORDS	RPI 51-100	RPI 101-150	RPI 150+				
3- 20	0- 0	0- 2	OVERALL	0- 3	0- 8	3- 7				
1- 10	0- 0	0- 1	HOME	0- 1	0- 5	1- 3				
1- 9	0- 0	0- 1	AWAY	0- 2	0- 2	1- 4				
1- 1	0- 0	0- 0	NEUTRAL	0- 0	0- 1	1- 0				
2- 6	0- 0	0- 0	NON-CONFERENCE	0- 1	0- 2	2- 3				
1- 2	0- 0	0- 0	HOME	0- 0	0- 1	1- 1				
0- 3	0- 0	0- 0	AWAY	0- 1	0- 0	0- 2				
1- 1	0- 0	0- 0	NEUTRAL	0- 0	0- 1	1- 0				
1- 14	0- 0	0- 2	CONFERENCE	0- 2	0- 6	1- 4				
0- 8	0- 0	0- 1	HOME	0- 1	0- 4	0- 2				
1- 6	0- 0	0- 1	AWAY	0- 1	0- 2	1- 2				
0- 0	0- 0	0- 0	NEUTRAL	0- 0	0- 0	0- 0				

RPI 1-25			RPI 26-50			RPI 51-100			RPI 101+			Team's RPI: 288
RPI	S	Opponent	Score	RPI	S	Opponent	Score	RPI	S	Opponent	Score	
38	A	UALR	43 60	38	H	UALR	44 58	53	A	Arkansas St.	63 86	133 A Texas St. 57 67
								53	H	Arkansas St.	73 81	133 H Texas St. 65 79
								56	A	Georgia	52 93	134 H Kennesaw St. 51 72
												137 A Troy 74 84
												137 H Troy 93 99
												143 N Eastern Wash. 42 55
												145 H La.-Lafayette 57 69
												148 H Appalachian St. 74 77
												183 H Mercer 61 84
												188 A Texas-Arlington 52 64
												199 A Jacksonville St. 52 78
												207 A La.-Monroe 66 72
												207 H La.-Monroe 50 58
												230 H Jacksonville 78 65
												235 H Georgia St. 54 82
												247 A Lipscomb 74 80
												256 N Southern U. 68 52
												318 A South Ala. 67 53
LAST 12 Division I GAMES:												
137	H	Troy	93 99	148	H	Appalachian St.	74 77					
38	A	UALR	43 60	207	A	La.-Monroe	66 72					
53	H	Arkansas St.	73 81	133	A	Texas St.	57 67					
207	H	La.-Monroe	50 58	137	A	Troy	74 84					
235	H	Georgia St.	54 82	145	H	La.-Lafayette	57 69					
38	H	UALR	44 58	318	A	South Ala.	67 53					

Non-Div I Games: Toccoa Falls 84 36

Ga. Southern

■ Loss,
 ■ Non-Conf,
 ■ S Site,
 ■ H Home
 ■ A Away
 N Neutral

Average RPI Win:	299	WON-LOST	WINNING	LAST 10	STRENGTH OF	OPP. STRENGTH	TEAM	ADJ.	CONF.	ADJ CONF.
Average RPI Loss:	207	RECORD	PCT. RANK	GAMES	SCHEDULE	OF SCHEDULE	RPI	RPI	RPI	RPI
DIV. I ONLY	10- 15	231	5- 5	332	333	289	289	29	29	
DIV. I NON-CONF.	2- 5	259	0- 0	348	226	333	333	32	32	
TOTALS	RPI 1-25	RPI 26-50	W-L RECORDS	RPI 51-100	RPI 101-150	RPI 150+				
10- 15	0- 0	0- 0	OVERALL	0- 2	0- 3	10- 10				
6- 5	0- 0	0- 0	HOME	0- 1	0- 0	6- 4				
4- 10	0- 0	0- 0	AWAY	0- 1	0- 3	4- 6				
0- 0	0- 0	0- 0	NEUTRAL	0- 0	0- 0	0- 0				
2- 5	0- 0	0- 0	NON-CONFERENCE	0- 0	0- 3	2- 2				
1- 1	0- 0	0- 0	HOME	0- 0	0- 0	1- 1				
1- 4	0- 0	0- 0	AWAY	0- 0	0- 3	1- 1				
0- 0	0- 0	0- 0	NEUTRAL	0- 0	0- 0	0- 0				
8- 10	0- 0	0- 0	CONFERENCE	0- 2	0- 0	8- 8				
5- 4	0- 0	0- 0	HOME	0- 1	0- 0	5- 3				
3- 6	0- 0	0- 0	AWAY	0- 1	0- 0	3- 5				
0- 0	0- 0	0- 0	NEUTRAL	0- 0	0- 0	0- 0				

RPI S	Opponent	Score	RPI S	Opponent	Score	RPI S	Opponent	Score	RPI S	Opponent	Score	Team's RPI: 289
						86	A Liberty	47 56	134	A Kennesaw St.	47 50	
						86	H Liberty	48 61	147	A Indiana	54 115	
									148	A Appalachian St.	69 77	
									193	A High Point	57 72	
									202	A Radford	49 59	
									202	H Radford	60 76	
									210	A Winthrop	79 65	
									210	H Winthrop	75 62	
									219	A Campbell	74 75	
									219	H Campbell	62 72	
									239	A Presbyterian	50 55	
									239	H Presbyterian	50 47	
									249	H Davidson	67 68	
									304	A UNC Greensboro	60 76	
									311	A Wofford	65 60	
									320	A Coastal Caro.	71 65	
									320	H Coastal Caro.	82 74	
									325	H UNC Asheville	55 64	
									337	H N.C. Central	73 53	
									346	A Longwood	59 63	
									346	H Longwood	80 53	
									349	A Charleston So.	62 56	
									349	H Charleston So.	70 54	
LAST 12 Division I GAMES:												
219	H	Campbell	62	72	320	A	Coastal Caro.	71	65			
210	H	Winthrop	75	62	202	A	Radford	49	59			
349	A	Charleston So.	62	56	193	A	High Point	57	72			
346	H	Longwood	80	53	325	H	UNC Asheville	55	64			
86	H	Liberty	48	61	219	A	Campbell	74	75			
239	H	Presbyterian	50	47	349	H	Charleston So.	70	54			

Non-Div I Games: Montreat 118 37 Tenn. Temple 68 48

Gardner-Webb

Loss, Non-Conf, S Site, H Home A Away N Neutral

Average RPI Win: 261	WON-LOST	WINNING	LAST 10	STRENGTH OF	OPP. STRENGTH	TEAM	ADJ.	CONF.	ADJ CONF.
Average RPI Loss: 124	RECORD	PCT. RANK	GAMES	SCHEDULE	OF SCHEDULE	RPI	RPI	RPI	RPI
DIV. I ONLY	4- 22	327	0- 7	128	100	290	290	9	9
DIV. I NON-CONF.	2- 9	297	0- 0	128	148	271	271	8	8
TOTALS	RPI 1-25	RPI 26-50	W-L RECORDS	RPI 51-100	RPI 101-150	RPI 150+			
4- 22	0- 2	0- 3	OVERALL	0- 4	0- 5	4- 8			
3- 9	0- 1	0- 1	HOME	0- 3	0- 2	3- 2			
0- 13	0- 0	0- 1	AWAY	0- 0	0- 1	0- 1			
1- 0	0- 0	0- 0	NEUTRAL	0- 0	0- 0	1- 0			
2- 9	0- 2	0- 0	NON-CONFERENCE	0- 0	0- 5	2- 2			
1- 3	0- 1	0- 0	HOME	0- 0	0- 2	1- 0			
0- 6	0- 1	0- 0	AWAY	0- 0	0- 3	0- 2			
1- 0	0- 0	0- 0	NEUTRAL	0- 0	0- 0	1- 0			
2- 13	0- 0	0- 3	CONFERENCE	0- 4	0- 0	2- 6			
2- 6	0- 0	0- 1	HOME	0- 3	0- 0	2- 2			
0- 7	0- 0	0- 2	AWAY	0- 1	0- 0	0- 4			
0- 0	0- 0	0- 0	NEUTRAL	0- 0	0- 0	0- 0			

RPI 1-25				RPI 26-50				RPI 51-100				RPI 101+ Team's RPI: 290			
RPI	S	Opponent	Score	RPI	S	Opponent	Score	RPI	S	Opponent	Score	RPI	S	Opponent	Score
9	A	Oregon St.	65 87	39	A	Gonzaga	57 79	58	A	Pacific	69 71	109	A	CSUN	41 45
22	H	Washington	45 80	39	H	Gonzaga	63 85	58	H	Pacific	78 80	112	H	Montana	55 69
				45	A	St. Mary's (CA)	53 66	63	H	BYU	79 83	142	H	Oregon	49 72
								64	H	San Diego	65 87	143	A	Eastern Wash.	65 72
												149	A	Boise St.	58 94
												153	A	Cal Poly	67 76
												179	A	San Francisco	68 85
												179	H	San Francisco	44 79
												196	A	Santa Clara	68 83
												196	H	Santa Clara	55 64
												216	A	Pepperdine	72 76
												216	H	Pepperdine	80 61
												241	N	Utah	58 50
												278	A	Nevada	59 84
												282	A	Loyola Marymount	73 77
												282	H	Loyola Marymount	83 65
												305	H	Portland St.	91 63
LAST 12 Division I GAMES:															
39	A	Gonzaga	57 79	45	A	St. Mary's (CA)	53 66	58	A	Pacific	69 71	216	H	Pepperdine	80 61
282	A	Loyola Marymount	73 77	216	H	Pepperdine	80 61	282	H	Loyola Marymount	83 65	179	A	San Francisco	68 85
216	A	Pepperdine	72 76	179	A	San Francisco	68 85	39	H	Gonzaga	63 85				
196	H	Santa Clara	55 64												
179	H	San Francisco	44 79												

Non-Div I Games:

Portland

■ Loss,
■ Non-Conf,
■ S Site,
■ H Home
■ A Away
N Neutral

Average RPI Win:	256	WON-LOST	WINNING	LAST 10	STRENGTH OF	OPP. STRENGTH	TEAM	ADJ.	CONF.	ADJ CONF.
Average RPI Loss:	187	RECORD	PCT. RANK	GAMES	SCHEDULE	OF SCHEDULE	RPI	RPI	RPI	RPI
DIV. I ONLY	6- 16	288	4- 6	227	309	291	291	27	27	
DIV. I NON-CONF.	1- 8	322	0- 0	72	238	276	276	27	27	
TOTALS	RPI 1-25	RPI 26-50	W-L RECORDS	RPI 51-100	RPI 101-150	RPI 150+				
6- 16	0- 0	0- 0	OVERALL	0- 5	1- 1	5- 10				
4- 6	0- 0	0- 0	HOME	0- 0	1- 0	3- 6				
2- 8	0- 0	0- 0	AWAY	0- 4	0- 1	2- 3				
0- 2	0- 0	0- 0	NEUTRAL	0- 1	0- 0	0- 1				
1- 8	0- 0	0- 0	NON-CONFERENCE	0- 5	0- 1	1- 2				
1- 1	0- 0	0- 0	HOME	0- 0	0- 0	1- 1				
0- 5	0- 0	0- 0	AWAY	0- 4	0- 1	0- 0				
0- 2	0- 0	0- 0	NEUTRAL	0- 1	0- 0	0- 1				
5- 8	0- 0	0- 0	CONFERENCE	0- 0	1- 0	4- 8				
3- 5	0- 0	0- 0	HOME	0- 0	1- 0	2- 5				
2- 3	0- 0	0- 0	AWAY	0- 0	0- 0	2- 3				
0- 0	0- 0	0- 0	NEUTRAL	0- 0	0- 0	0- 0				

RPI 1-25			RPI 26-50			RPI 51-100			RPI 101+			Team's RPI: 291
RPI	S	Opponent	Score	RPI	S	Opponent	Score	RPI	S	Opponent	Score	
						55 A Wichita St.	46 70	138 H Stephen F. Austin		65 64		
						61 A LSU	45 71	145 A La.-Lafayette		46 65		
						70 A South Dakota St.	49 60	182 H Lamar		68 87		
						74 A TCU	55 79	189 H Texas Southern		61 54		
						80 N Southern California	67 88	211 H McNeese St.		74 79		
								220 H Northwestern St.		57 66		
								222 A Nicholls St.		64 67		
								224 H Prairie View		53 70		
								254 A Abilene Christian		63 58		
								254 H Abilene Christian		48 63		
								268 H A&M-Corpus Christi		50 63		
								284 A Houston Baptist		61 66		
								284 H Houston Baptist		74 67		
								315 A Southeastern La.		76 78		
								331 A New Orleans		75 59		
								334 N Florida A&M		67 69		
								339 H Incarnate Word		59 55		
LAST 12 Division I GAMES:												
284 A		Houston Baptist	61 66	254 A		Abilene Christian	63 58					
254 H		Abilene Christian	48 63	211 H		McNeese St.	74 79					
268 H		A&M-Corpus Christi	50 63	222 A		Nicholls St.	64 67					
284 H		Houston Baptist	74 67	331 A		New Orleans	75 59					
182 H		Lamar	68 87	315 A		Southeastern La.	76 78					
138 H		Stephen F. Austin	65 64	220 H		Northwestern St.	57 66					

Non-Div I Games: Wiley 48 65

Sam Houston St.

Loss, Non-Conf, S Site, H Home A Away N Neutral

Average RPI Win: 321	WON-LOST	WINNING	LAST 10	STRENGTH OF	OPP. STRENGTH	TEAM	ADJ.	CONF.	ADJ CONF.
Average RPI Loss: 169	RECORD	PCT. RANK	GAMES	SCHEDULE	OF SCHEDULE	RPI	RPI	RPI	RPI
DIV. I ONLY	7- 16	279	5- 5	305	297	292	292	31	31
DIV. I NON-CONF.	1- 10	329	0- 2	156	202	293	293	29	29
TOTALS	RPI 1-25	RPI 26-50	W-L RECORDS	RPI 51-100	RPI 101-150	RPI 150+			
7- 16	0- 0	0- 1	OVERALL	0- 5	0- 1	7- 9			
3- 6	0- 0	0- 0	HOME	0- 1	0- 0	3- 5			
4- 9	0- 0	0- 1	AWAY	0- 3	0- 1	4- 3			
0- 1	0- 0	0- 0	NEUTRAL	0- 0	0- 0	0- 1			
1- 10	0- 0	0- 1	NON-CONFERENCE	0- 3	0- 1	1- 5			
0- 2	0- 0	0- 0	HOME	0- 0	0- 0	0- 2			
1- 7	0- 0	0- 1	AWAY	0- 3	0- 1	1- 2			
0- 1	0- 0	0- 0	NEUTRAL	0- 0	0- 0	0- 1			
6- 6	0- 0	0- 0	CONFERENCE	0- 2	0- 0	6- 4			
3- 4	0- 0	0- 0	HOME	0- 1	0- 0	3- 3			
3- 2	0- 0	0- 0	AWAY	0- 1	0- 0	3- 1			
0- 0	0- 0	0- 0	NEUTRAL	0- 0	0- 0	0- 0			

RPI S	Opponent	Score	RPI S	Opponent	Score	RPI S	Opponent	Score	RPI S	Opponent	Score	Team's RPI: 292
26	A Chattanooga	40 55	51	A Oklahoma St.	43 73	102	A Texas Tech	57 65				
			56	A Georgia	36 68	157	A Bucknell	50 79				
			93	A Hampton	43 63	172	H Savannah St.	58 72				
			93	H Hampton	44 78	185	H Stony Brook	48 50				
			95	A Georgia Tech	76 105	229	H Brown	52 59				
						261	H Bethune-Cookman	48 55				
						272	A Norfolk St.	63 68				
						272	H Norfolk St.	56 64				
						274	A UMBC	54 46				
						283	H South Carolina St.	54 46				
						308	A NJIT	49 52				
						328	H UMES	72 62				
						334	H Florida A&M	57 50				
						335	N Tennessee Tech	56 62				
						338	A Coppin St.	62 53				
						344	A Howard	77 64				
						347	A Delaware St.	64 56				
LAST 12 Division I GAMES:												
93	H Hampton	44 78	344	A Howard	77 64							
272	H Norfolk St.	56 64	261	H Bethune-Cookman	48 55							
308	A NJIT	49 52	334	H Florida A&M	57 50							
283	H South Carolina St.	54 46	328	H UMES	72 62							
172	H Savannah St.	58 72	347	A Delaware St.	64 56							
338	A Coppin St.	62 53	229	H Brown	52 59							

Non-Div I Games: Wesley 90 50 Washington Adventis66 44

Morgan St.

■ Loss,
 ■ Non-Conf,
 ■ S Site,
 ■ Home
 ■ A Away
 N Neutral

Northeastern

Through Games Of Feb. 19, 2015

Average RPI Win:	193	WON-LOST	WINNING	LAST 10	STRENGTH OF	OPP. STRENGTH	TEAM	ADJ.	CONF.	ADJ CONF.
Average RPI Loss:	156	RECORD	PCT. RANK	GAMES	SCHEDULE	OF SCHEDULE	RPI	RPI	RPI	RPI
DIV. I ONLY	4- 20	319	0- 6	166	141	293	293	13	13	
DIV. I NON-CONF.	3- 7	250	0- 1	127	197	216	216	11	11	
TOTALS	RPI 1-25	RPI 26-50	W-L RECORDS	RPI 51-100	RPI 101-150	RPI 150+				
4- 20	0- 1	0- 1	OVERALL	1- 3	1- 4	2- 11				
3- 7	0- 1	0- 0	HOME	0- 0	1- 2	2- 4				
1- 12	0- 0	0- 1	AWAY	1- 3	0- 2	0- 6				
0- 1	0- 0	0- 0	NEUTRAL	0- 0	0- 0	0- 1				
3- 7	0- 0	0- 1	NON-CONFERENCE	1- 2	1- 0	1- 4				
2- 1	0- 0	0- 0	HOME	0- 0	1- 0	1- 1				
1- 5	0- 0	0- 1	AWAY	1- 2	0- 0	0- 2				
0- 1	0- 0	0- 0	NEUTRAL	0- 0	0- 0	0- 1				
1- 13	0- 1	0- 0	CONFERENCE	0- 1	0- 4	1- 7				
1- 6	0- 1	0- 0	HOME	0- 0	0- 2	1- 3				
0- 7	0- 0	0- 0	AWAY	0- 1	0- 2	0- 4				
0- 0	0- 0	0- 0	NEUTRAL	0- 0	0- 0	0- 0				

RPI 1-25				RPI 26-50				RPI 51-100				RPI 101+ Team's RPI: 293			
RPI	S	Opponent	Score	RPI	S	Opponent	Score	RPI	S	Opponent	Score	RPI	S	Opponent	Score
20	H	James Madison	55 77	36	A	Rutgers	60 74	76	A	Drexel	35 58	108	A	Hofstra	83 85
								78	A	Maine	51 60	108	H	Hofstra	45 66
								84	A	Albany (NY)	70 67	119	A	Elon	77 80
								99	A	Boston College	56 66	119	H	Elon	73 74
												122	H	Marist	58 51
												158	A	Harvard	65 67
												168	H	William & Mary	66 72
												175	A	Delaware	61 70
												175	H	Delaware	48 54
												209	H	New Hampshire	62 63
												228	A	Towson	61 65
												228	H	Towson	64 72
												231	A	Fla. Atlantic	74 81
												250	A	UNCW	78 84
												250	H	UNCW	73 64
												267	N	North Dakota St.	72 79
												277	A	Col. of Charleston	38 59
												314	H	Boston U.	75 74
LAST 12 Division I GAMES:															
231	A	Fla. Atlantic	74 81	108	H	Hofstra	45 66								
119	H	Elon	73 74	119	A	Elon	77 80								
250	A	UNCW	78 84	228	A	Towson	61 65								
228	H	Towson	64 72	277	A	Col. of Charleston	38 59								
175	A	Delaware	61 70	250	H	UNCW	73 64								
168	H	William & Mary	66 72	175	H	Delaware	48 54								

Non-Div I Games:

Northeastern

■ Loss,
 ■ Non-Conf, S Site,
 ■ Home
 ■ Away
 N Neutral

Average RPI Win:	250	WON-LOST	WINNING	LAST 10	STRENGTH OF	OPP. STRENGTH	TEAM	ADJ.	CONF.	ADJ CONF.
Average RPI Loss:	179	RECORD	PCT. RANK	GAMES	SCHEDULE	OF SCHEDULE	RPI	RPI	RPI	RPI
DIV. I ONLY	7- 15	275	3- 7	262	242	294	294	8	8	
DIV. I NON-CONF.	6- 8	197	2- 2	337	335	324	324	10	10	
TOTALS	RPI 1-25	RPI 26-50	W-L RECORDS	RPI 51-100	RPI 101-150	RPI 150+				
7- 15	0- 1	0- 0	OVERALL	0- 3	1- 2	6- 9				
6- 6	0- 0	0- 0	HOME	0- 1	1- 1	5- 4				
1- 9	0- 1	0- 0	AWAY	0- 2	0- 1	1- 5				
0- 0	0- 0	0- 0	NEUTRAL	0- 0	0- 0	0- 0				
6- 8	0- 0	0- 0	NON-CONFERENCE	0- 0	1- 1	5- 7				
5- 4	0- 0	0- 0	HOME	0- 0	1- 1	4- 3				
1- 4	0- 0	0- 0	AWAY	0- 0	0- 0	1- 4				
0- 0	0- 0	0- 0	NEUTRAL	0- 0	0- 0	0- 0				
1- 7	0- 1	0- 0	CONFERENCE	0- 3	0- 1	1- 2				
1- 2	0- 0	0- 0	HOME	0- 1	0- 0	1- 1				
0- 5	0- 1	0- 0	AWAY	0- 2	0- 1	0- 1				
0- 0	0- 0	0- 0	NEUTRAL	0- 0	0- 0	0- 0				

RPI 1-25				RPI 26-50				RPI 51-100				RPI 101+ Team's RPI: 294			
RPI	S	Opponent	Score	RPI	S	Opponent	Score	RPI	S	Opponent	Score	RPI	S	Opponent	Score
17	A	Princeton	44 83					66	A	Penn	57 78	117	A	Yale	47 55
								96	A	Cornell	39 59	118	H	Rhode Island	79 69
								96	H	Cornell	42 46	134	H	Kennesaw St.	62 66
												158	H	Harvard	59 43
												173	H	Dartmouth	54 61
												179	A	San Francisco	65 70
												185	A	Stony Brook	68 82
												213	H	Lafayette	72 65
												229	A	Brown	76 85
												232	H	UMass Lowell	59 69
												248	A	San Jose St.	76 119
												274	H	UMBC	66 76
												305	H	Portland St.	66 71
												308	A	NJIT	45 38
												312	H	LIU Brooklyn	54 45
												313	H	Bradley	81 74
												326	H	Fairleigh Dickinson	72 55
												327	A	Wagner	86 97
LAST 12 Division I GAMES:															
173	H	Dartmouth	54 61	96	H	Cornell	42 46								
158	H	Harvard	59 43	96	A	Cornell	39 59								
66	A	Penn	57 78	308	A	NJIT	45 38								
17	A	Princeton	44 83	326	H	Fairleigh Dickinson	72 55								
229	A	Brown	76 85	327	A	Wagner	86 97								
117	A	Yale	47 55	305	H	Portland St.	66 71								

Non-Div I Games:

Columbia

■ Loss,
 ■ Non-Conf,
 ■ S Site,
 ■ H Home
 ■ A Away
 N Neutral

Average RPI Win: 246	WON-LOST	WINNING	LAST 10	STRENGTH OF	OPP. STRENGTH	TEAM	ADJ.	CONF.	ADJ CONF.
Average RPI Loss: 192	RECORD	PCT. RANK	GAMES	SCHEDULE	OF SCHEDULE	RPI	RPI	RPI	RPI
DIV. I ONLY	6- 18	299	3- 7	217	323	295	295	25	25
DIV. I NON-CONF.	3- 7	250	0- 0	284	348	313	313	25	25
TOTALS	RPI 1-25	RPI 26-50	W-L RECORDS	RPI 51-100	RPI 101-150	RPI 150+			
6- 18	0- 0	0- 0	OVERALL	0- 5	1- 1	5- 12			
4- 7	0- 0	0- 0	HOME	0- 2	1- 1	3- 4			
2- 11	0- 0	0- 0	AWAY	0- 3	0- 0	2- 8			
0- 0	0- 0	0- 0	NEUTRAL	0- 0	0- 0	0- 0			
3- 7	0- 0	0- 0	NON-CONFERENCE	0- 1	1- 1	2- 5			
2- 3	0- 0	0- 0	HOME	0- 0	1- 1	1- 2			
1- 4	0- 0	0- 0	AWAY	0- 1	0- 0	1- 3			
0- 0	0- 0	0- 0	NEUTRAL	0- 0	0- 0	0- 0			
3- 11	0- 0	0- 0	CONFERENCE	0- 4	0- 0	3- 7			
2- 4	0- 0	0- 0	HOME	0- 2	0- 0	2- 2			
1- 7	0- 0	0- 0	AWAY	0- 2	0- 0	1- 5			
0- 0	0- 0	0- 0	NEUTRAL	0- 0	0- 0	0- 0			

RPI S	Opponent	Score	RPI S	Opponent	Score	RPI S	Opponent	Score	RPI S	Opponent	Score	Team's RPI: 295
						70	A South Dakota St.	66 101	120	H North Dakota	52 72	
						70	H South Dakota St.	49 60	129	H Bakersfield	80 68	
						72	A Creighton	50 67	160	A Oral Roberts	53 74	
						77	A South Dakota	69 83	160	H Oral Roberts	52 66	
						77	H South Dakota	48 64	169	H SIUE	54 69	
									174	H Northern Colo.	58 67	
									234	A Western Ill.	56 71	
									234	H Western Ill.	54 51	
									237	A IUPUI	49 68	
									237	H IUPUI	66 49	
									267	A North Dakota St.	73 65	
									267	H North Dakota St.	60 77	
									280	A Milwaukee	64 61	
									299	A IPFW	59 70	
									301	A Denver	53 60	
									302	A Eastern Ill.	66 77	
									323	A Utah Valley	57 59	
									329	H Alcorn	59 39	
									345	A Air Force	57 65	
LAST 12 Division I GAMES:												
			70	H South Dakota St.	49 60		299	A IPFW	59 70			
			267	A North Dakota St.	73 65		160	A Oral Roberts	53 74			
			77	A South Dakota	69 83		267	H North Dakota St.	60 77			
			234	H Western Ill.	54 51		237	H IUPUI	66 49			
			160	H Oral Roberts	52 66		70	A South Dakota St.	66 101			
			237	A IUPUI	49 68		301	A Denver	53 60			

Non-Div I Games: Peru St. 68 54 Graceland (IA) 89 54

Omaha

Loss, Non-Conf, S Site, H Home A Away N Neutral

Average RPI Win:	285	WON-LOST	WINNING	LAST 10	STRENGTH OF	OPP. STRENGTH	TEAM	ADJ.	CONF.	ADJ CONF.
Average RPI Loss:	188	RECORD	PCT. RANK	GAMES	SCHEDULE	OF SCHEDULE	RPI	RPI	RPI	RPI
DIV. I ONLY	9- 17	259	5- 5	309	304	296	296	28	28	
DIV. I NON-CONF.	3- 9	281	0- 0	271	270	311	311	28	28	
TOTALS	RPI 1-25	RPI 26-50	W-L RECORDS	RPI 51-100	RPI 101-150	RPI 150+				
9- 17	0- 0	0- 0	OVERALL	0- 3	0- 3	9- 11				
5- 6	0- 0	0- 0	HOME	0- 1	0- 1	5- 4				
2- 9	0- 0	0- 0	AWAY	0- 2	0- 0	2- 7				
2- 2	0- 0	0- 0	NEUTRAL	0- 0	0- 2	2- 0				
3- 9	0- 0	0- 0	NON-CONFERENCE	0- 3	0- 2	3- 4				
1- 3	0- 0	0- 0	HOME	0- 1	0- 0	1- 2				
0- 4	0- 0	0- 0	AWAY	0- 2	0- 0	0- 2				
2- 2	0- 0	0- 0	NEUTRAL	0- 0	0- 2	2- 0				
6- 8	0- 0	0- 0	CONFERENCE	0- 0	0- 1	6- 7				
4- 3	0- 0	0- 0	HOME	0- 0	0- 1	4- 2				
2- 5	0- 0	0- 0	AWAY	0- 0	0- 0	2- 5				
0- 0	0- 0	0- 0	NEUTRAL	0- 0	0- 0	0- 0				

RPI 1-25				RPI 26-50				RPI 51-100				RPI 101+ Team's RPI: 296			
RPI	S	Opponent	Score	RPI	S	Opponent	Score	RPI	S	Opponent	Score	RPI	S	Opponent	Score
								84	A	Albany (NY)	47 90	114	N	Saint Joseph's	42 64
								95	H	Georgia Tech	59 65	120	N	North Dakota	63 70
								97	A	Army	55 61	140	H	Bryant	53 65
												164	A	Central Conn. St.	43 61
												164	H	Central Conn. St.	49 51
												170	A	Robert Morris	64 67
												170	H	Robert Morris	64 69
												185	H	Stony Brook	57 55
												195	A	Sacred Heart	55 71
												195	H	Sacred Heart	77 53
												213	H	Lafayette	51 73
												232	A	UMass Lowell	62 64
												276	N	Rider	71 60
												297	A	Mt. St. Mary's	48 56
												297	H	Mt. St. Mary's	52 46
												303	H	Vermont	61 63
												308	A	NJIT	50 57
												312	H	LIU Brooklyn	62 53
												316	A	Saint Francis (PA)	70 55
												326	A	Fairleigh Dickinson	72 61
LAST 12 Division I GAMES:												327	A	Wagner	60 63
				327	H	Wagner	67 55					327	H	Wagner	67 55
				195	H	Sacred Heart	77 53					332	N	Saint Peter's	48 36
				164	A	Central Conn. St.	43 61								
				327	A	Wagner	60 63								
				297	H	Mt. St. Mary's	52 46								
				312	H	LIU Brooklyn	62 53								
								164	H	Central Conn. St.	49 51				
								170	H	Robert Morris	64 69				
								316	A	Saint Francis (PA)	70 55				
								170	A	Robert Morris	64 67				
								326	A	Fairleigh Dickinson	72 61				
								297	A	Mt. St. Mary's	48 56				

Non-Div I Games:

St. Francis Brooklyn

Average RPI Win:	300	WON-LOST	WINNING	LAST 10	STRENGTH OF	OPP. STRENGTH	TEAM	ADJ.	CONF.	ADJ CONF.
Average RPI Loss:	188	RECORD	PCT. RANK	GAMES	SCHEDULE	OF SCHEDULE	RPI	RPI	RPI	RPI
DIV. I ONLY	7- 18	286	1- 5	274	322	297	297	28	28	
DIV. I NON-CONF.	2- 9	297	0- 3	276	292	329	329	28	28	
TOTALS	RPI 1-25	RPI 26-50	W-L RECORDS	RPI 51-100	RPI 101-150	RPI 150+				
7- 18	0- 1	0- 0	OVERALL	0- 2	0- 2	7- 13				
5- 4	0- 0	0- 0	HOME	0- 0	0- 1	5- 3				
2- 14	0- 0	0- 0	AWAY	0- 1	0- 0	2- 1				
0- 0	0- 0	0- 0	NEUTRAL	0- 0	0- 0	0- 0				
2- 9	0- 1	0- 0	NON-CONFERENCE	0- 2	0- 0	2- 6				
2- 1	0- 0	0- 0	HOME	0- 0	0- 0	2- 1				
0- 8	0- 1	0- 0	AWAY	0- 2	0- 0	0- 5				
0- 0	0- 0	0- 0	NEUTRAL	0- 0	0- 0	0- 0				
5- 9	0- 0	0- 0	CONFERENCE	0- 0	0- 2	5- 7				
3- 3	0- 0	0- 0	HOME	0- 0	0- 1	3- 2				
2- 6	0- 0	0- 0	AWAY	0- 0	0- 1	2- 5				
0- 0	0- 0	0- 0	NEUTRAL	0- 0	0- 0	0- 0				

RPI 1-25				RPI 26-50				RPI 51-100				RPI 101+ Team's RPI: 297			
RPI	S	Opponent	Score	RPI	S	Opponent	Score	RPI	S	Opponent	Score	RPI	S	Opponent	Score
5	A	Maryland	45 109					75	A	North Carolina St.	60 85	140	A	Bryant	72 74
								83	A	Fordham	37 61	140	H	Bryant	53 55
												157	H	Bucknell	49 74
												164	A	Central Conn. St.	49 60
												164	H	Central Conn. St.	54 50
												170	A	Robert Morris	44 66
												170	H	Robert Morris	44 68
												195	A	Sacred Heart	64 71
												195	H	Sacred Heart	60 66
												215	A	Niagara	60 78
												219	A	Campbell	42 60
												249	A	Davidson	62 67
												264	A	Loyola Maryland	49 56
												296	A	St. Francis Brooklyn	46 52
												296	H	St. Francis Brooklyn	56 48
												312	A	LIU Brooklyn	76 69
												316	H	Saint Francis (PA)	74 64
												326	A	Fairleigh Dickinson	56 78
												327	A	Wagner	60 58
												328	A	UMES	43 58
												338	H	Coppin St.	81 65
												347	H	Delaware St.	73 64
LAST 12 Division I GAMES:															
164	A	Central Conn. St.	49 60	140	H	Bryant	53 55								
164	H	Central Conn. St.	54 50	140	A	Bryant	72 74								
157	H	Bucknell	49 74	296	A	St. Francis Brooklyn	46 52								
83	A	Fordham	37 61	195	A	Sacred Heart	64 71								
75	A	North Carolina St.	60 85	170	H	Robert Morris	44 68								
195	H	Sacred Heart	60 66	316	H	Saint Francis (PA)	74 64								

Non-Div I Games:

Mt. St. Mary's

■ Loss,
 ■ Non-Conf,
 ■ S Site,
 ■ H Home
 ■ A Away
 N Neutral

Loyola Chicago

Through Games Of Feb. 19, 2015

Average RPI Win: 222	WON-LOST	WINNING	LAST 10	STRENGTH OF	OPP. STRENGTH	TEAM	ADJ.	CONF.	ADJ CONF.
Average RPI Loss: 155	RECORD	PCT. RANK	GAMES	SCHEDULE	OF SCHEDULE	RPI	RPI	RPI	RPI
DIV. I ONLY	4- 20	319	2- 8	159	197	298	298	19	19
DIV. I NON-CONF.	2- 9	297	0- 0	153	142	274	274	16	16
TOTALS	RPI 1-25	RPI 26-50	W-L RECORDS	RPI 51-100	RPI 101-150	RPI 150+			
4- 20	0- 0	0- 1	OVERALL	0- 5	0- 4	4- 10			
3- 9	0- 0	0- 0	HOME	0- 4	0- 2	3- 3			
1- 11	0- 0	0- 1	AWAY	0- 1	0- 2	1- 7			
0- 0	0- 0	0- 0	NEUTRAL	0- 0	0- 0	0- 0			
2- 9	0- 0	0- 1	NON-CONFERENCE	0- 2	0- 2	2- 4			
1- 4	0- 0	0- 0	HOME	0- 2	0- 1	1- 1			
1- 5	0- 0	0- 1	AWAY	0- 0	0- 1	1- 3			
0- 0	0- 0	0- 0	NEUTRAL	0- 0	0- 0	0- 0			
2- 11	0- 0	0- 0	CONFERENCE	0- 3	0- 2	2- 6			
2- 5	0- 0	0- 0	HOME	0- 2	0- 1	2- 2			
0- 6	0- 0	0- 0	AWAY	0- 1	0- 1	0- 4			
0- 0	0- 0	0- 0	NEUTRAL	0- 0	0- 0	0- 0			

RPI S	Opponent	Score	RPI S	Opponent	Score	RPI S	Opponent	Score	RPI S	Opponent	Score	Team's RPI: 298
			35 A	Northwestern	33 70	55 A	Wichita St.	55 64	105 H	Michigan St.	38 90	
						55 H	Wichita St.	41 65	107 A	Southern Ill.	58 64	
						57 H	DePaul	84 109	113 H	UNI	58 75	
						73 H	Drake	60 86	124 A	Missouri	45 56	
						95 H	Georgia Tech	57 92	163 A	Indiana St.	37 64	
									163 H	Indiana St.	61 50	
									173 A	Dartmouth	58 70	
									180 A	Northern Ky.	45 38	
									194 A	Missouri St.	64 83	
									194 H	Missouri St.	57 87	
									203 H	UAB	51 61	
									214 A	Ill.-Chicago	28 63	
									244 A	Evansville	38 63	
									244 H	Evansville	70 58	
									263 A	Marquette	71 86	
									302 H	Eastern Ill.	63 52	
									313 H	Bradley	45 46	
									319 A	Illinois St.	56 72	
LAST 12 Division I GAMES:												
194 A	Missouri St.	64 83	313 H	Bradley	45 46							
55 A	Wichita St.	55 64	55 H	Wichita St.	41 65							
163 H	Indiana St.	61 50	194 H	Missouri St.	57 87							
244 H	Evansville	70 58	163 A	Indiana St.	37 64							
319 A	Illinois St.	56 72	244 A	Evansville	38 63							
107 A	Southern Ill.	58 64	113 H	UNI	58 75							

Non-Div I Games:

Loyola Chicago

■ Loss,
■ Non-Conf,
■ S Site,
■ H Home
■ A Away
N Neutral

Average RPI Win:	258	WON-LOST	WINNING	LAST 10	STRENGTH OF	OPP. STRENGTH	TEAM	ADJ.	CONF.	ADJ CONF.
Average RPI Loss:	183	RECORD	PCT. RANK	GAMES	SCHEDULE	OF SCHEDULE	RPI	RPI	RPI	RPI
DIV. I ONLY	7- 17	283	3- 7	272	270	299	299	25	25	
DIV. I NON-CONF.	4- 7	220	0- 0	329	264	300	300	25	25	
TOTALS	RPI 1-25	RPI 26-50	W-L RECORDS	RPI 51-100	RPI 101-150	RPI 150+				
7- 17	0- 0	0- 0	OVERALL	0- 6	0- 1	7- 10				
5- 7	0- 0	0- 0	HOME	0- 2	0- 0	5- 5				
2- 10	0- 0	0- 0	AWAY	0- 4	0- 1	2- 5				
0- 0	0- 0	0- 0	NEUTRAL	0- 0	0- 0	0- 0				
4- 7	0- 0	0- 0	NON-CONFERENCE	0- 2	0- 1	4- 4				
3- 2	0- 0	0- 0	HOME	0- 0	0- 0	3- 2				
1- 5	0- 0	0- 0	AWAY	0- 2	0- 1	1- 2				
0- 0	0- 0	0- 0	NEUTRAL	0- 0	0- 0	0- 0				
3- 10	0- 0	0- 0	CONFERENCE	0- 4	0- 0	3- 6				
2- 5	0- 0	0- 0	HOME	0- 2	0- 0	2- 3				
1- 5	0- 0	0- 0	AWAY	0- 2	0- 0	1- 3				
0- 0	0- 0	0- 0	NEUTRAL	0- 0	0- 0	0- 0				

RPI 1-25				RPI 26-50				RPI 51-100				RPI 101+				Team's RPI: 299	
RPI	S	Opponent	Score	RPI	S	Opponent	Score	RPI	S	Opponent	Score	RPI	S	Opponent	Score		
								68	A	West Virginia	48	82	147	A	Indiana	37	80
								70	A	South Dakota St.	68	89	160	H	Oral Roberts	73	63
								70	H	South Dakota St.	64	65	180	H	Northern Ky.	65	59
								77	A	South Dakota	80	91	212	A	USC Upstate	73	85
								77	H	South Dakota	72	73	234	A	Western Ill.	55	59
								90	A	Illinois	63	70	234	H	Western Ill.	85	98
													236	H	Oakland	84	92
													237	A	IUPUI	68	78
													237	H	IUPUI	68	78
													240	H	Detroit	74	81
													244	H	Evansville	77	59
													267	A	North Dakota St.	60	81
													280	H	Milwaukee	78	72
													295	H	Omaha	70	59
													301	A	Denver	68	51
													301	H	Denver	75	82
													320	A	Coastal Caro.	63	90
													343	A	Chicago St.	79	62
LAST 12 Division I GAMES:																	
301	A	Denver	68	51	301	H	Denver	75	82								
237	H	IUPUI	68	78	77	H	South Dakota	72	73								
70	A	South Dakota St.	68	89	267	A	North Dakota St.	60	81								
77	A	South Dakota	80	91	160	H	Oral Roberts	73	63								
234	A	Western Ill.	55	59	70	H	South Dakota St.	64	65								
295	H	Omaha	70	59	237	A	IUPUI	68	78								

Non-Div I Games: Grace (IN) 90 51 Trine 99 61

IPFW

Loss, Non-Conf, S Site, H Home A Away N Neutral

Average RPI Win:	245	WON-LOST	WINNING	LAST 10	STRENGTH OF	OPP. STRENGTH	TEAM	ADJ.	CONF.	ADJ CONF.
Average RPI Loss:	146	RECORD	PCT. RANK	GAMES	SCHEDULE	OF SCHEDULE	RPI	RPI	RPI	RPI
DIV. I ONLY	4- 20	319	1- 9	175	183	300	300	16	16	
DIV. I NON-CONF.	2- 9	297	0- 0	206	172	292	292	18	18	
TOTALS	RPI 1-25	RPI 26-50	W-L RECORDS	RPI 51-100	RPI 101-150	RPI 150+				
4- 20	0- 0	0- 2	OVERALL	0- 5	0- 7	4- 6				
3- 6	0- 0	0- 0	HOME	0- 3	0- 2	3- 1				
1- 12	0- 0	0- 2	AWAY	0- 2	0- 5	1- 3				
0- 2	0- 0	0- 0	NEUTRAL	0- 0	0- 0	0- 2				
2- 9	0- 0	0- 2	NON-CONFERENCE	0- 2	0- 1	2- 4				
1- 2	0- 0	0- 0	HOME	0- 2	0- 0	1- 0				
1- 5	0- 0	0- 2	AWAY	0- 0	0- 1	1- 2				
0- 2	0- 0	0- 0	NEUTRAL	0- 0	0- 0	0- 2				
2- 11	0- 0	0- 0	CONFERENCE	0- 3	0- 6	2- 2				
2- 4	0- 0	0- 0	HOME	0- 1	0- 2	2- 1				
0- 7	0- 0	0- 0	AWAY	0- 2	0- 4	0- 1				
0- 0	0- 0	0- 0	NEUTRAL	0- 0	0- 0	0- 0				

RPI S	Opponent	Score	RPI S	Opponent	Score	RPI S	Opponent	Score	RPI S	Opponent	Score	Team's RPI: 300
35	A Northwestern	54 72	53	H Arkansas St.	44 59	101	A Cleveland St.	67 69				
49	A Duquesne	60 86	62	H Youngstown St.	49 68	116	A Toledo	49 67				
			65	A Akron	67 74	126	A Ball St.	47 85				
			71	A Ohio	44 58	127	A Buffalo	57 59				
			85	H Western Mich.	55 78	141	A Central Mich.	63 65				
						141	H Central Mich.	62 83				
						144	H Eastern Mich.	53 70				
						166	H Belmont	58 55				
						173	N Dartmouth	49 60				
						252	A Northern Ill.	49 66				
						252	H Northern Ill.	54 52				
						267	A North Dakota St.	68 74				
						268	N A&M-Corpus Christi	47 57				
						279	A Colgate	62 61				
						281	H Bowling Green	55 48				
						306	H Miami (OH)	53 69				
						331	A New Orleans	55 58				
LAST 12 Division I GAMES:												
127	A Buffalo	57 59	141	A Central Mich.	63 65							
252	H Northern Ill.	54 52	85	H Western Mich.	55 78							
306	H Miami (OH)	53 69	252	A Northern Ill.	49 66							
71	A Ohio	44 58	126	A Ball St.	47 85							
144	H Eastern Mich.	53 70	281	H Bowling Green	55 48							
65	A Akron	67 74	116	A Toledo	49 67							

Non-Div I Games:

Kent St.

■ Loss,
 ■ Non-Conf,
 ■ S Site,
 ■ H Home
 ■ A Away
 N Neutral

Average RPI Win:	262	WON-LOST	WINNING	LAST 10	STRENGTH OF	OPP. STRENGTH	TEAM	ADJ.	CONF.	ADJ CONF.
Average RPI Loss:	165	RECORD	PCT. RANK	GAMES	SCHEDULE	OF SCHEDULE	RPI	RPI	RPI	RPI
DIV. I ONLY	8- 19	282	3- 7	267	223	301	301	25	25	
DIV. I NON-CONF.	3- 11	294	0- 0	313	191	332	332	25	25	
TOTALS	RPI 1-25	RPI 26-50	W-L RECORDS	RPI 51-100	RPI 101-150	RPI 150+				
8- 19	0- 0	0- 0	OVERALL	1- 7	0- 1	7- 11				
6- 9	0- 0	0- 0	HOME	1- 2	0- 1	5- 6				
2- 8	0- 0	0- 0	AWAY	0- 4	0- 0	2- 4				
0- 2	0- 0	0- 0	NEUTRAL	0- 1	0- 0	0- 1				
3- 11	0- 0	0- 0	NON-CONFERENCE	0- 4	0- 1	3- 6				
2- 5	0- 0	0- 0	HOME	0- 1	0- 1	2- 3				
1- 4	0- 0	0- 0	AWAY	0- 2	0- 0	1- 2				
0- 2	0- 0	0- 0	NEUTRAL	0- 1	0- 0	0- 1				
5- 8	0- 0	0- 0	CONFERENCE	1- 3	0- 0	4- 5				
4- 4	0- 0	0- 0	HOME	1- 1	0- 0	3- 3				
1- 4	0- 0	0- 0	AWAY	0- 2	0- 0	1- 2				
0- 0	0- 0	0- 0	NEUTRAL	0- 0	0- 0	0- 0				

RPI 1-25			RPI 26-50			RPI 51-100			RPI 101+			Team's RPI: 301					
RPI	S	Opponent	Score	RPI	S	Opponent	Score	RPI	S	Opponent	Score	RPI	S	Opponent	Score		
								69	A	Colorado St.	61	81	128	H	Colorado	49	77
								70	A	South Dakota St.	44	85	160	A	Oral Roberts	44	65
								70	H	South Dakota St.	77	72	160	H	Oral Roberts	66	57
								77	A	South Dakota	56	82	166	H	Belmont	43	72
								77	H	South Dakota	68	79	187	H	Siena	62	78
								87	H	Hawaii	58	60	192	H	Cal St. Fullerton	61	78
								94	N	Wright St.	63	72	208	A	Wyoming	41	82
								98	A	Purdue	51	65	234	H	Western Ill.	66	93
													237	A	IUPUI	54	71
													237	H	IUPUI	64	68
													246	A	Weber St.	63	65
													267	H	North Dakota St.	75	73
													269	N	UC Irvine	55	63
													295	H	Omaha	60	53
													299	A	IPFW	82	75
													299	H	IPFW	51	68
													317	A	North Texas	63	55
													340	H	UMKC	74	66
													345	H	Air Force	107	66
LAST 12 Division I GAMES:																	
				77	H	South Dakota	68	79					299	A	IPFW	82	75
				299	H	IPFW	51	68					237	A	IUPUI	54	71
				70	H	South Dakota St.	77	72					234	H	Western Ill.	66	93
				160	A	Oral Roberts	44	65					267	H	North Dakota St.	75	73
				237	H	IUPUI	64	68					295	H	Omaha	60	53
				77	A	South Dakota	56	82					160	H	Oral Roberts	66	57

Non-Div I Games:

Denver

■ Loss,
 ■ Non-Conf,
 ■ S Site,
 ■ H Home
 ■ A Away
 N Neutral

Average RPI Win: 277		WON-LOST	WINNING	LAST 10	STRENGTH OF	OPP. STRENGTH	TEAM	ADJ.	CONF.	ADJ CONF.
Average RPI Loss: 205		RECORD	PCT. RANK	GAMES	SCHEDULE	OF SCHEDULE	RPI	RPI	RPI	RPI
DIV. I ONLY		9- 17	259	4- 6	318	303	302	302	26	26
DIV. I NON-CONF.		3- 10	287	0- 0	270	307	322	322	26	26
TOTALS		RPI 1-25	RPI 26-50	W-L RECORDS	RPI 51-100	RPI 101-150	RPI 150+			
9- 17	0- 1		0- 1	OVERALL	0- 0	0- 2	9- 13			
6- 5	0- 0		0- 0	HOME	0- 0	0- 0	6- 5			
3- 9	0- 0		0- 0	AWAY	0- 0	0- 1	3- 8			
0- 3	0- 1		0- 1	NEUTRAL	0- 0	0- 1	0- 0			
3- 10	0- 1		0- 1	NON-CONFERENCE	0- 0	0- 1	3- 7			
2- 3	0- 0		0- 0	HOME	0- 0	0- 0	2- 3			
1- 4	0- 0		0- 0	AWAY	0- 0	0- 0	1- 4			
0- 3	0- 1		0- 1	NEUTRAL	0- 0	0- 1	0- 0			
6- 7	0- 0		0- 0	CONFERENCE	0- 0	0- 1	6- 6			
4- 2	0- 0		0- 0	HOME	0- 0	0- 0	4- 2			
2- 5	0- 0		0- 0	AWAY	0- 0	0- 1	2- 4			
0- 0	0- 0		0- 0	NEUTRAL	0- 0	0- 0	0- 0			

RPI 1-25					
RPI	S	Opponent	Score		
13	N	Florida St.	55	91	
RPI 26-50					
RPI	S	Opponent	Score		
35	N	Northwestern	44	92	
RPI 51-100					
RPI	S	Opponent	Score		
104	N	Lehigh	69	72	
146	A	UT Martin	51	81	
156	H	Saint Louis	49	63	
166	H	Belmont	77	72	
169	H	SIUE	48	65	
199	H	Jacksonville St.	66	63	
214	H	Ill.-Chicago	66	78	
221	A	Morehead St.	62	67	
223	A	Tennessee St.	44	57	
234	A	Western Ill.	54	63	
237	A	IUPUI	44	66	
252	H	Northern Ill.	55	46	
253	A	Austin Peay	72	83	
253	H	Austin Peay	63	66	
270	A	Eastern Ky.	68	42	
280	A	Milwaukee	63	72	
295	H	Omaha	77	66	
298	A	Loyola Chicago	52	63	
309	A	Southeast Mo. St.	65	69	
317	A	North Texas	59	57	
330	A	Murray St.	81	67	
330	H	Murray St.	75	59	
335	H	Tennessee Tech	67	59	
340	H	UMKC	53	69	
Team's RPI: 302					
LAST 12 Division I GAMES:					
330	A	Murray St.	81	67	
253	A	Austin Peay	72	83	
309	A	Southeast Mo. St.	65	69	
169	H	SIUE	48	65	
330	H	Murray St.	75	59	
253	H	Austin Peay	63	66	
146	A	UT Martin	51	81	
221	A	Morehead St.	62	67	
270	A	Eastern Ky.	68	42	
166	H	Belmont	77	72	
223	A	Tennessee St.	44	57	
199	H	Jacksonville St.	66	63	

Non-Div I Games:

Eastern Ill.

Loss, Non-Conf, S Site, H Home A Away N Neutral

Average RPI Win: 265	WON-LOST	WINNING	LAST 10	STRENGTH OF	OPP. STRENGTH	TEAM	ADJ.	CONF.	ADJ CONF.
Average RPI Loss: 172	RECORD	PCT. RANK	GAMES	SCHEDULE	OF SCHEDULE	RPI	RPI	RPI	RPI
DIV. I ONLY	5- 21	313	2- 8	191	254	303	303	23	23
DIV. I NON-CONF.	3- 9	281	0- 0	155	262	270	270	24	24
TOTALS	RPI 1-25	RPI 26-50	W-L RECORDS	RPI 51-100	RPI 101-150	RPI 150+			
5- 21	0- 0	0- 2	OVERALL	0- 4	0- 1	5- 14			
3- 10	0- 0	0- 0	HOME	0- 3	0- 1	3- 6			
2- 11	0- 0	0- 2	AWAY	0- 1	0- 0	2- 8			
0- 0	0- 0	0- 0	NEUTRAL	0- 0	0- 0	0- 0			
3- 9	0- 0	0- 2	NON-CONFERENCE	0- 1	0- 1	3- 5			
2- 4	0- 0	0- 0	HOME	0- 1	0- 1	2- 2			
1- 5	0- 0	0- 2	AWAY	0- 0	0- 0	1- 3			
0- 0	0- 0	0- 0	NEUTRAL	0- 0	0- 0	0- 0			
2- 12	0- 0	0- 0	CONFERENCE	0- 3	0- 0	2- 9			
1- 6	0- 0	0- 0	HOME	0- 2	0- 0	1- 4			
1- 6	0- 0	0- 0	AWAY	0- 1	0- 0	1- 5			
0- 0	0- 0	0- 0	NEUTRAL	0- 0	0- 0	0- 0			

RPI S	Opponent	Score	RPI S	Opponent	Score	RPI S	Opponent	Score	RPI S	Opponent	Score	Team's RPI: 303
27	A Green Bay	40 60	29	A Syracuse	63 94	78	A Maine	46 74	140	H Bryant	55 72	
						78	H Maine	54 57	162	A Hartford	49 60	
						84	H Albany (NY)	48 89	162	H Hartford	46 62	
						96	H Cornell	87 90	164	A Central Conn. St.	75 77	
									173	H Dartmouth	68 63	
									175	H Delaware	46 68	
									185	A Stony Brook	38 60	
									185	H Stony Brook	62 74	
									195	A Sacred Heart	66 76	
									209	A New Hampshire	63 60	
									209	H New Hampshire	56 64	
									229	H Brown	76 81	
									232	A UMass Lowell	63 72	
									274	A UMBC	64 71	
									274	H UMBC	61 68	
									296	A St. Francis Brooklyn	63 61	
									314	A Boston U.	61 66	
									321	A Binghamton	62 73	
									321	H Binghamton	72 66	
									327	H Wagner	82 75	
LAST 12 Division I GAMES:												
78	H Maine	54 57	84	H Albany (NY)	48 89							
274	A UMBC	64 71	232	A UMass Lowell	63 72							
209	A New Hampshire	63 60	78	A Maine	46 74							
321	H Binghamton	72 66	274	H UMBC	61 68							
185	H Stony Brook	62 74	209	H New Hampshire	56 64							
162	A Hartford	49 60	321	A Binghamton	62 73							

Non-Div I Games:

Vermont

UNC Greensboro

Through Games Of Feb. 19, 2015

Average RPI Win:	299	WON-LOST	WINNING	LAST 10	STRENGTH OF	OPP. STRENGTH	TEAM	ADJ.	CONF.	ADJ CONF.
Average RPI Loss:	165	RECORD	PCT. RANK	GAMES	SCHEDULE	OF SCHEDULE	RPI	RPI	RPI	RPI
DIV. I ONLY	4- 21	324	0- 10	184	265	304	304	20	20	
DIV. I NON-CONF.	4- 10	259	0- 1	286	287	282	282	22	22	
TOTALS	RPI 1-25	RPI 26-50	W-L RECORDS	RPI 51-100	RPI 101-150	RPI 150+				
4- 21	0- 0	0- 2	OVERALL	0- 2	0- 5	4- 12				
2- 6	0- 0	0- 1	HOME	0- 0	0- 2	2- 3				
2- 12	0- 0	0- 1	AWAY	0- 1	0- 3	2- 7				
0- 3	0- 0	0- 0	NEUTRAL	0- 1	0- 0	0- 2				
4- 10	0- 0	0- 0	NON-CONFERENCE	0- 2	0- 2	4- 6				
2- 1	0- 0	0- 0	HOME	0- 0	0- 0	2- 1				
2- 6	0- 0	0- 0	AWAY	0- 1	0- 2	2- 3				
0- 3	0- 0	0- 0	NEUTRAL	0- 1	0- 0	0- 2				
0- 11	0- 0	0- 2	CONFERENCE	0- 0	0- 3	0- 6				
0- 5	0- 0	0- 1	HOME	0- 0	0- 2	0- 2				
0- 6	0- 0	0- 1	AWAY	0- 0	0- 1	0- 4				
0- 0	0- 0	0- 0	NEUTRAL	0- 0	0- 0	0- 0				

RPI S	Opponent	Score	RPI S	Opponent	Score	RPI S	Opponent	Score	RPI S	Opponent	Score	Team's RPI: 304
26	A Chattanooga	52 76	26	H Chattanooga	46 81	61	N LSU	61 82	115	A East Tenn. St.	65 87	
						87	A Hawaii	54 74	115	H East Tenn. St.	66 84	
									123	A St. Bonaventure	60 78	
									125	A VCU	73 80	
									136	H Furman	70 78	
									165	A Clemson	51 80	
									180	N Northern Ky.	58 66	
									183	A Mercer	62 80	
									183	H Mercer	73 74	
									190	A Samford	66 88	
									190	H Samford	56 62	
									193	A High Point	67 78	
									197	A Navy	64 71	
									212	H USC Upstate	60 69	
									277	A Col. of Charleston	70 68	
									283	H South Carolina St.	70 50	
									289	H Gardner-Webb	76 60	
									307	A Western Caro.	49 70	
									311	A Wofford	64 77	
									334	N Florida A&M	64 70	
									346	A Longwood	70 64	
LAST 12 Division I GAMES:												
115	H East Tenn. St.	66 84	307	A Western Caro.	49 70							
26	A Chattanooga	52 76	26	H Chattanooga	46 81							
190	A Samford	66 88	115	A East Tenn. St.	65 87							
183	A Mercer	62 80	183	H Mercer	73 74							
136	H Furman	70 78	190	H Samford	56 62							
311	A Wofford	64 77	87	A Hawaii	54 74							

Non-Div I Games: Livingstone 81 77

UNC Greensboro

Loss, Non-Conf, S Site, H Home A Away N Neutral

Average RPI Win:	204	WON-LOST	WINNING	LAST 10	STRENGTH OF	OPP. STRENGTH	TEAM	ADJ.	CONF.	ADJ CONF.
Average RPI Loss:	171	RECORD	PCT. RANK	GAMES	SCHEDULE	OF SCHEDULE	RPI	RPI	RPI	RPI
DIV. I ONLY	3- 20	335	0- 4	121	267	305	305	21	21	
DIV. I NON-CONF.	2- 7	290	0- 1	74	276	220	220	21	21	
TOTALS	RPI 1-25	RPI 26-50	W-L RECORDS	RPI 51-100	RPI 101-150	RPI 150+				
3- 20	0- 1	0- 1	OVERALL	0- 1	1- 6	2- 11				
2- 8	0- 0	0- 0	HOME	0- 1	1- 2	1- 5				
1- 12	0- 0	0- 1	AWAY	0- 0	0- 0	1- 0				
0- 0	0- 0	0- 0	NEUTRAL	0- 0	0- 0	0- 0				
2- 7	0- 1	0- 1	NON-CONFERENCE	0- 1	0- 2	2- 2				
1- 2	0- 0	0- 0	HOME	0- 1	0- 1	1- 0				
1- 5	0- 1	0- 1	AWAY	0- 0	0- 1	1- 2				
0- 0	0- 0	0- 0	NEUTRAL	0- 0	0- 0	0- 0				
1- 13	0- 0	0- 0	CONFERENCE	0- 0	1- 4	0- 9				
1- 6	0- 0	0- 0	HOME	0- 0	1- 1	0- 5				
0- 7	0- 0	0- 0	AWAY	0- 0	0- 3	0- 4				
0- 0	0- 0	0- 0	NEUTRAL	0- 0	0- 0	0- 0				

RPI 1-25				RPI 26-50				RPI 51-100				RPI 101+ Team's RPI: 305			
RPI	S	Opponent	Score	RPI	S	Opponent	Score	RPI	S	Opponent	Score	RPI	S	Opponent	Score
17	A	Princeton	33 104	39	A	Gonzaga	41 73	77	H	South Dakota	57 86	106	H	Long Beach St.	58 62
												112	A	Montana	31 72
												120	A	North Dakota	45 76
												120	H	North Dakota	73 70
												142	A	Oregon	56 63
												143	A	Eastern Wash.	54 101
												143	H	Eastern Wash.	63 77
												154	H	Sacramento St.	60 92
												174	H	Northern Colo.	54 68
												186	A	Montana St.	46 63
												197	H	Navy	56 50
												201	A	Idaho	49 77
												201	H	Idaho	49 69
												233	A	Southern Utah	74 86
												245	H	Idaho St.	53 65
												246	H	Weber St.	51 60
												273	A	Northern Ariz.	46 94
												290	A	Portland	63 91
												294	A	Columbia	71 66
												324	A	Seattle	47 54
LAST 12 Division I GAMES:															
39	A	Gonzaga	41 73	112	A	Montana	31 72								
120	A	North Dakota	45 76	245	H	Idaho St.	53 65								
143	H	Eastern Wash.	63 77	246	H	Weber St.	51 60								
201	H	Idaho	49 69	201	A	Idaho	49 77								
154	H	Sacramento St.	60 92	143	A	Eastern Wash.	54 101								
186	A	Montana St.	46 63	120	H	North Dakota	73 70								

Non-Div I Games: Corban 64 74 Western Wash. 64 75

Portland St.

Loss, Non-Conf, S Site, H Home A Away N Neutral

Average RPI Win:	269	WON-LOST	WINNING	LAST 10	STRENGTH OF	OPP. STRENGTH	TEAM	ADJ.	CONF.	ADJ CONF.
Average RPI Loss:	145	RECORD	PCT. RANK	GAMES	SCHEDULE	OF SCHEDULE	RPI	RPI	RPI	RPI
DIV. I ONLY	3- 20	335	1- 9	160	196	306	306	16	16	
DIV. I NON-CONF.	2- 8	295	0- 0	203	188	297	297	18	18	
TOTALS	RPI 1-25	RPI 26-50	W-L RECORDS	RPI 51-100	RPI 101-150	RPI 150+				
3- 20	0- 0	0- 1	OVERALL	0- 4	0- 9	3- 6				
1- 9	0- 0	0- 0	HOME	0- 3	0- 5	1- 1				
1- 8	0- 0	0- 0	AWAY	0- 0	0- 4	1- 4				
1- 3	0- 0	0- 1	NEUTRAL	0- 1	0- 0	1- 1				
2- 8	0- 0	0- 1	NON-CONFERENCE	0- 1	0- 2	2- 4				
1- 2	0- 0	0- 0	HOME	0- 0	0- 1	1- 1				
0- 3	0- 0	0- 0	AWAY	0- 0	0- 1	0- 2				
1- 3	0- 0	0- 1	NEUTRAL	0- 1	0- 0	1- 1				
1- 12	0- 0	0- 0	CONFERENCE	0- 3	0- 7	1- 2				
0- 7	0- 0	0- 0	HOME	0- 3	0- 4	0- 0				
1- 5	0- 0	0- 0	AWAY	0- 0	0- 3	1- 2				
0- 0	0- 0	0- 0	NEUTRAL	0- 0	0- 0	0- 0				

RPI 1-25	RPI 26-50	RPI 51-100	RPI 101+	Team's RPI: 306
RPI S Opponent Score	RPI S Opponent Score	RPI S Opponent Score	RPI S Opponent Score	Score
	30 N Mississippi St. 42 68	65 H Akron 47 65	105 A Michigan St. 39 85	
		71 H Ohio 45 67	116 A Toledo 53 63	
		76 N Drexel 54 71	126 A Ball St. 41 72	
		85 H Western Mich. 53 61	126 H Ball St. 55 72	
			127 H Buffalo 51 71	
			141 H Central Mich. 54 60	
			144 A Eastern Mich. 38 56	
			144 H Eastern Mich. 51 54	
			146 H UT Martin 57 90	
			161 N Old Dominion 63 69	
			214 H Ill.-Chicago 69 72	
			236 A Oakland 51 65	
			244 A Evansville 41 51	
			249 N Davidson 59 58	
			252 A Northern Ill. 49 60	
			257 H Valparaiso 82 59	
			281 A Bowling Green 53 66	
			300 A Kent St. 69 53	
LAST 12 Division I GAMES:				
	71 H Ohio 45 67	281 A Bowling Green 53 66		
	300 A Kent St. 69 53	144 A Eastern Mich. 38 56		
	144 H Eastern Mich. 51 54	65 H Akron 47 65		
	252 A Northern Ill. 49 60	141 H Central Mich. 54 60		
	85 H Western Mich. 53 61	127 H Buffalo 51 71		
	126 H Ball St. 55 72	126 A Ball St. 41 72		

Non-Div I Games: Cincinnati Christia75 53

Miami (OH)

■ Loss,
 ■ Non-Conf, S Site,
 ■ Home
 ■ Away
 N Neutral

Average RPI Win:	274	WON-LOST	WINNING	LAST 10	STRENGTH OF	OPP. STRENGTH	TEAM	ADJ.	CONF.	ADJ CONF.
Average RPI Loss:	191	RECORD	PCT. RANK	GAMES	SCHEDULE	OF SCHEDULE	RPI	RPI	RPI	RPI
DIV. I ONLY	6- 17	293	1- 9	276	271	307	307	20	20	
DIV. I NON-CONF.	5- 7	204	0- 0	343	316	307	307	22	22	
TOTALS	RPI 1-25	RPI 26-50	W-L RECORDS	RPI 51-100	RPI 101-150	RPI 150+				
6- 17	0- 0	0- 2	OVERALL	0- 0	0- 3	6- 12				
3- 6	0- 0	0- 1	HOME	0- 0	0- 1	3- 4				
2- 10	0- 0	0- 1	AWAY	0- 0	0- 2	2- 7				
1- 1	0- 0	0- 0	NEUTRAL	0- 0	0- 0	1- 1				
5- 7	0- 0	0- 0	NON-CONFERENCE	0- 0	0- 0	5- 7				
2- 2	0- 0	0- 0	HOME	0- 0	0- 0	2- 2				
2- 4	0- 0	0- 0	AWAY	0- 0	0- 0	2- 4				
1- 1	0- 0	0- 0	NEUTRAL	0- 0	0- 0	1- 1				
1- 10	0- 0	0- 2	CONFERENCE	0- 0	0- 3	1- 5				
1- 4	0- 0	0- 1	HOME	0- 0	0- 1	1- 2				
0- 6	0- 0	0- 1	AWAY	0- 0	0- 2	0- 3				
0- 0	0- 0	0- 0	NEUTRAL	0- 0	0- 0	0- 0				

RPI 1-25			RPI 26-50			RPI 51-100			RPI 101+			Team's RPI: 307			
RPI	S	Opponent	Score	RPI	S	Opponent	Score	RPI	S	Opponent	Score	RPI	S	Opponent	Score
				26	A	Chattanooga	52 83					115	A	East Tenn. St.	40 51
				26	H	Chattanooga	41 66					115	H	East Tenn. St.	60 63
												136	A	Furman	72 84
												183	A	Mercer	60 82
												183	H	Mercer	51 68
												190	A	Samford	52 68
												190	H	Samford	50 60
												205	A	Wake Forest	59 77
												206	A	Virginia Tech	58 79
												212	H	USC Upstate	63 59
												219	H	Campbell	67 57
												239	H	Presbyterian	44 51
												250	A	UNCW	64 53
												255	A	North Florida	45 62
												261	A	Bethune-Cookman	53 63
												270	N	Eastern Ky.	62 71
												304	H	UNC Greensboro	70 49
												311	A	Wofford	49 59
												325	A	UNC Asheville	79 66
												333	N	FIU	83 69
												337	H	N.C. Central	59 64
LAST 12 Division I GAMES:															
				26	H	Chattanooga	41 66					304	H	UNC Greensboro	70 49
				115	A	East Tenn. St.	40 51					190	A	Samford	52 68
				183	A	Mercer	60 82					26	A	Chattanooga	52 83
				115	H	East Tenn. St.	60 63					190	H	Samford	50 60
				311	A	Wofford	49 59					183	H	Mercer	51 68
				136	A	Furman	72 84					261	A	Bethune-Cookman	53 63

Non-Div I Games: North Greenville 75 74 Livingstone 66 55 Montreat 110 37

Western Caro.

Loss, Non-Conf, S Site, H Home A Away N Neutral

Average RPI Win:	296	WON-LOST	WINNING	LAST 10	STRENGTH OF	OPP. STRENGTH	TEAM	ADJ.	CONF.	ADJ CONF.
Average RPI Loss:	187	RECORD	PCT. RANK	GAMES	SCHEDULE	OF SCHEDULE	RPI	RPI	RPI	RPI
DIV. I ONLY	9- 16	254	3- 6	329	266	308	308	33	33	
DIV. I NON-CONF.	9- 16	233	4- 7	320	292	302	302	33	33	
TOTALS	RPI 1-25	RPI 26-50	W-L RECORDS	RPI 51-100	RPI 101-150	RPI 150+				
9- 16	0- 0	0- 1	OVERALL	0- 2	0- 2	9- 11				
6- 6	0- 0	0- 0	HOME	0- 1	0- 2	6- 3				
3- 9	0- 0	0- 1	AWAY	0- 1	0- 0	3- 7				
0- 1	0- 0	0- 0	NEUTRAL	0- 0	0- 0	0- 1				
9- 16	0- 0	0- 1	NON-CONFERENCE	0- 2	0- 2	9- 11				
6- 6	0- 0	0- 0	HOME	0- 1	0- 2	6- 3				
3- 9	0- 0	0- 1	AWAY	0- 1	0- 0	3- 7				
0- 1	0- 0	0- 0	NEUTRAL	0- 0	0- 0	0- 1				
0- 0	0- 0	0- 0	CONFERENCE	0- 0	0- 0	0- 0				
0- 0	0- 0	0- 0	HOME	0- 0	0- 0	0- 0				
0- 0	0- 0	0- 0	AWAY	0- 0	0- 0	0- 0				
0- 0	0- 0	0- 0	NEUTRAL	0- 0	0- 0	0- 0				

RPI 1-25			RPI 26-50			RPI 51-100			RPI 101+			Team's RPI: 308	
RPI	S	Opponent	Score	RPI	S	Opponent	Score	RPI	S	Opponent	Score		
				44	A	Seton Hall	62 74	66	H	Penn	29 59		
								88	A	St. John's (NY)	42 66		
										104	H	Lehigh	54 74
										108	H	Hofstra	47 62
										158	A	Harvard	54 66
										165	A	Clemson	47 64
										173	A	Dartmouth	63 68
										209	A	New Hampshire	56 61
										213	A	Lafayette	50 66
										217	A	Tex.-Pan American	53 54
										217	H	Tex.-Pan American	59 54
										229	A	Brown	39 67
										231	A	Fla. Atlantic	65 57
										267	N	North Dakota St.	48 60
										292	H	Morgan St.	52 49
										294	H	Columbia	38 45
										296	H	St. Francis Brooklyn	57 50
										311	A	Wofford	76 50
										312	H	LIU Brooklyn	48 57
										321	H	Binghamton	52 48
										326	A	Fairleigh Dickinson	68 64
										327	H	Wagner	60 54
										343	H	Chicago St.	59 48
										347	H	Delaware St.	54 56
LAST 12 Division I GAMES:													
				217	A	Tex.-Pan American	53 54			294	H	Columbia	38 45
				292	H	Morgan St.	52 49			217	H	Tex.-Pan American	59 54
				347	H	Delaware St.	54 56			343	H	Chicago St.	59 48
				66	H	Penn	29 59			311	A	Wofford	76 50
				229	A	Brown	39 67			165	A	Clemson	47 64
				158	A	Harvard	54 66			213	A	Lafayette	50 66

Non-Div I Games: St. Joseph (VT) 92 39

NJIT

Average RPI Win:	308	WON-LOST	WINNING	LAST 10	STRENGTH OF	OPP. STRENGTH	TEAM	ADJ.	CONF.	ADJ CONF.
Average RPI Loss:	191	RECORD	PCT. RANK	GAMES	SCHEDULE	OF SCHEDULE	RPI	RPI	RPI	RPI
DIV. I ONLY	8- 16	263	3- 7	322	312	309	309	26	26	
DIV. I NON-CONF.	5- 6	177	0- 0	303	308	239	239	26	26	
TOTALS	RPI 1-25	RPI 26-50	W-L RECORDS	RPI 51-100	RPI 101-150	RPI 150+				
8- 16	0- 0	0- 0	OVERALL	0- 0	0- 5	8- 11				
4- 6	0- 0	0- 0	HOME	0- 0	0- 1	4- 5				
3- 9	0- 0	0- 0	AWAY	0- 0	0- 4	3- 5				
1- 1	0- 0	0- 0	NEUTRAL	0- 0	0- 0	1- 1				
5- 6	0- 0	0- 0	NON-CONFERENCE	0- 0	0- 3	5- 3				
1- 2	0- 0	0- 0	HOME	0- 0	0- 0	1- 2				
3- 3	0- 0	0- 0	AWAY	0- 0	0- 3	3- 0				
1- 1	0- 0	0- 0	NEUTRAL	0- 0	0- 0	1- 1				
3- 10	0- 0	0- 0	CONFERENCE	0- 0	0- 2	3- 8				
3- 4	0- 0	0- 0	HOME	0- 0	0- 1	3- 3				
0- 6	0- 0	0- 0	AWAY	0- 0	0- 1	0- 5				
0- 0	0- 0	0- 0	NEUTRAL	0- 0	0- 0	0- 0				

RPI 1-25			RPI 26-50			RPI 51-100			RPI 101+ Team's RPI: 309		
RPI	S	Opponent	Score	RPI	S	Opponent	Score	RPI	S	Opponent	Score
								103	A	Ole Miss	57 58
								107	A	Southern Ill.	62 78
								124	A	Missouri	42 88
								146	A	UT Martin	55 96
								146	H	UT Martin	60 78
								156	H	Saint Louis	56 74
								166	A	Belmont	39 62
								169	H	SIUE	48 60
								199	A	Jacksonville St.	34 70
								201	N	Idaho	62 78
								221	H	Morehead St.	59 64
								223	A	Tennessee St.	55 62
								234	H	Western Ill.	62 79
								240	N	Detroit	61 51
								253	A	Austin Peay	62 70
								265	A	Central Ark.	48 46
								270	H	Eastern Ky.	54 57
								302	H	Eastern Ill.	69 65
								313	A	Bradley	70 65
								330	A	Murray St.	81 86
								330	H	Murray St.	88 66
								335	H	Tennessee Tech	68 66
								340	A	UMKC	65 50
								342	H	Alabama A&M	66 38
LAST 12 Division I GAMES:											
330	H	Murray St.	88 66	169	H	SIUE	48 60	335	H	Tennessee Tech	68 66
146	H	UT Martin	60 78	335	H	Tennessee Tech	68 66	340	A	UMKC	65 50
302	H	Eastern Ill.	69 65	199	A	Jacksonville St.	34 70	342	H	Alabama A&M	66 38
330	A	Murray St.	81 86	270	H	Eastern Ky.	54 57				
253	A	Austin Peay	62 70	221	H	Morehead St.	59 64				
146	A	UT Martin	55 96	223	A	Tennessee St.	55 62				

Non-Div I Games: Ill.-Springfield 73 56 William Woods 77 40

Southeast Mo. St.

■ Loss,
 ■ Non-Conf, S Site,
 ■ Home
 ■ Away
 N Neutral

Average RPI Win: 304	WON-LOST	WINNING	LAST 10	STRENGTH OF	OPP. STRENGTH	TEAM	ADJ.	CONF.	ADJ CONF.
Average RPI Loss: 168	RECORD	PCT. RANK	GAMES	SCHEDULE	OF SCHEDULE	RPI	RPI	RPI	RPI
DIV. I ONLY	6- 16	288	4- 6	279	288	310	310	32	32
DIV. I NON-CONF.	1- 8	322	0- 0	103	4	259	259	31	31
TOTALS	RPI 1-25	RPI 26-50	W-L RECORDS	RPI 51-100	RPI 101-150	RPI 150+			
6- 16	0- 2	0- 1	OVERALL	0- 2	0- 1	6- 10			
5- 3	0- 0	0- 0	HOME	0- 0	0- 0	5- 3			
1- 13	0- 2	0- 1	AWAY	0- 2	0- 1	1- 7			
0- 0	0- 0	0- 0	NEUTRAL	0- 0	0- 0	0- 0			
1- 8	0- 2	0- 1	NON-CONFERENCE	0- 2	0- 1	1- 2			
1- 0	0- 0	0- 0	HOME	0- 0	0- 0	1- 0			
0- 8	0- 2	0- 1	AWAY	0- 2	0- 1	0- 2			
0- 0	0- 0	0- 0	NEUTRAL	0- 0	0- 0	0- 0			
5- 8	0- 0	0- 0	CONFERENCE	0- 0	0- 0	5- 8			
4- 3	0- 0	0- 0	HOME	0- 0	0- 0	4- 3			
1- 5	0- 0	0- 0	AWAY	0- 0	0- 0	1- 5			
0- 0	0- 0	0- 0	NEUTRAL	0- 0	0- 0	0- 0			

RPI 1-25				RPI 26-50				RPI 51-100				RPI 101+ Team's RPI: 310			
RPI	S	Opponent	Score	RPI	S	Opponent	Score	RPI	S	Opponent	Score	RPI	S	Opponent	Score
18	A	George Washington	51 89	42	A	Arkansas	35 77	60	A	Kansas St.	38 61	103	A	Ole Miss	67 92
22	A	Washington	53 84					95	A	Georgia Tech	64 97	167	A	Arizona	51 65
												189	A	Texas Southern	33 74
												189	H	Texas Southern	38 67
												191	A	Auburn	42 92
												220	H	Northwestern St.	44 41
												224	A	Prairie View	57 85
												224	H	Prairie View	51 59
												256	A	Southern U.	52 80
												256	H	Southern U.	57 56
												285	A	Alabama St.	30 53
												287	H	Jackson St.	55 64
												329	A	Alcorn	82 57
												329	H	Alcorn	64 57
												341	H	Ark.-Pine Bluff	75 56
												342	A	Alabama A&M	56 59
												348	H	Mississippi Val.	62 31
LAST 12 Division I GAMES:															
224	H	Prairie View	51 59	287	H	Jackson St.	55 64								
189	H	Texas Southern	38 67	224	A	Prairie View	57 85								
329	A	Alcorn	82 57	189	A	Texas Southern	33 74								
256	A	Southern U.	52 80	329	H	Alcorn	64 57								
348	H	Mississippi Val.	62 31	256	H	Southern U.	57 56								
341	H	Ark.-Pine Bluff	75 56	342	A	Alabama A&M	56 59								

Non-Div I Games: LSU-Shreveport 67 58 Tougaloo 98 59

Grambling

Loss, Non-Conf, S Site, H Home A Away N Neutral

Average RPI Win: 324	WON-LOST	WINNING	LAST 10	STRENGTH OF	OPP. STRENGTH	TEAM	ADJ.	CONF.	ADJ CONF.
Average RPI Loss: 182	RECORD	PCT. RANK	GAMES	SCHEDULE	OF SCHEDULE	RPI	RPI	RPI	RPI
DIV. I ONLY	5- 19	308	2- 7	213	329	311	311	20	20
DIV. I NON-CONF.	3- 10	287	0- 0	315	349	331	331	22	22
TOTALS	RPI 1-25	RPI 26-50	W-L RECORDS	RPI 51-100	RPI 101-150	RPI 150+			
5- 19	0- 0	0- 2	OVERALL	0- 1	0- 3	5- 13			
3- 8	0- 0	0- 1	HOME	0- 0	0- 1	3- 6			
2- 10	0- 0	0- 1	AWAY	0- 1	0- 2	2- 6			
0- 1	0- 0	0- 0	NEUTRAL	0- 0	0- 0	0- 1			
3- 10	0- 0	0- 0	NON-CONFERENCE	0- 1	0- 0	3- 9			
1- 4	0- 0	0- 0	HOME	0- 0	0- 0	1- 4			
2- 5	0- 0	0- 0	AWAY	0- 1	0- 0	2- 4			
0- 1	0- 0	0- 0	NEUTRAL	0- 0	0- 0	0- 1			
2- 9	0- 0	0- 2	CONFERENCE	0- 0	0- 3	2- 4			
2- 4	0- 0	0- 1	HOME	0- 0	0- 1	2- 2			
0- 5	0- 0	0- 1	AWAY	0- 0	0- 2	0- 2			
0- 0	0- 0	0- 0	NEUTRAL	0- 0	0- 0	0- 0			

RPI S	Opponent	Score	RPI S	Opponent	Score	RPI S	Opponent	Score	RPI S	Opponent	Score	Team's RPI: 311
26	A Chattanooga	41 68	26	H Chattanooga	43 70	71	A Ohio	37 84	115	A East Tenn. St.	47 69	
									115	H East Tenn. St.	47 79	
									136	A Furman	56 58	
									168	H William & Mary	51 71	
									181	A Xavier	51 75	
									183	A Mercer	51 80	
									183	H Mercer	51 63	
									190	A Samford	50 69	
									190	H Samford	43 68	
									199	A Jacksonville St.	55 70	
									202	A Radford	59 60	
									255	A North Florida	60 68	
									283	H South Carolina St.	53 59	
									289	H Gardner-Webb	60 65	
									304	H UNC Greensboro	77 64	
									307	H Western Caro.	59 49	
									308	H NJIT	50 76	
									325	A UNC Asheville	70 52	
									333	N FIU	75 83	
									337	A N.C. Central	69 55	
									349	H Charleston So.	55 48	
LAST 12 Division I GAMES:												
183	H Mercer	51 63	136	A Furman	56 58							
190	H Samford	43 68	115	A East Tenn. St.	47 69							
26	A Chattanooga	41 68	183	A Mercer	51 80							
190	A Samford	50 69	115	H East Tenn. St.	47 79							
307	H Western Caro.	59 49	26	H Chattanooga	43 70							
304	H UNC Greensboro	77 64	337	A N.C. Central	69 55							

Non-Div I Games: Montreat 87 36 Bluefield Col. 69 45

Wofford

Loss, Non-Conf, S Site, H Home A Away N Neutral

Average RPI Win:	277	WON-LOST	WINNING	LAST 10	STRENGTH OF	OPP. STRENGTH	TEAM	ADJ.	CONF.	ADJ CONF.
Average RPI Loss:	201	RECORD	PCT. RANK	GAMES	SCHEDULE	OF SCHEDULE	RPI	RPI	RPI	RPI
DIV. I ONLY	7- 18	286	2- 8	259	340	312	312	28	28	
DIV. I NON-CONF.	3- 8	263	0- 0	182	345	284	284	28	28	
TOTALS	RPI 1-25	RPI 26-50	W-L RECORDS	RPI 51-100	RPI 101-150	RPI 150+				
7- 18	0- 0	0- 0	OVERALL	0- 1	1- 5	6- 12				
5- 8	0- 0	0- 0	HOME	0- 0	1- 2	4- 6				
2- 10	0- 0	0- 0	AWAY	0- 1	0- 3	2- 6				
0- 0	0- 0	0- 0	NEUTRAL	0- 0	0- 0	0- 0				
3- 8	0- 0	0- 0	NON-CONFERENCE	0- 1	1- 3	2- 4				
2- 4	0- 0	0- 0	HOME	0- 0	1- 1	1- 3				
1- 4	0- 0	0- 0	AWAY	0- 1	0- 2	1- 1				
0- 0	0- 0	0- 0	NEUTRAL	0- 0	0- 0	0- 0				
4- 10	0- 0	0- 0	CONFERENCE	0- 0	0- 2	4- 8				
3- 4	0- 0	0- 0	HOME	0- 0	0- 1	3- 3				
1- 6	0- 0	0- 0	AWAY	0- 0	0- 1	1- 5				
0- 0	0- 0	0- 0	NEUTRAL	0- 0	0- 0	0- 0				

RPI S	Opponent	Score	RPI S	Opponent	Score	RPI S	Opponent	Score	RPI S	Opponent	Score	Team's RPI: 312
						78	A Maine	59 65	106	A Long Beach St.	63 71	
									118	H Rhode Island	49 66	
									127	H Buffalo	79 73	
									129	A Bakersfield	53 84	
									140	A Bryant	85 88	
									140	H Bryant	66 79	
									164	A Central Conn. St.	70 75	
									164	H Central Conn. St.	54 68	
									170	A Robert Morris	46 67	
									170	H Robert Morris	58 77	
									178	H La Salle	66 71	
									195	H Sacred Heart	77 74	
									259	H Monmouth	57 78	
									276	H Rider	56 59	
									294	A Columbia	45 54	
									296	A St. Francis Brooklyn	53 62	
									297	H Mt. St. Mary's	69 76	
									308	A NJIT	57 48	
									316	A Saint Francis (PA)	75 87	
									316	H Saint Francis (PA)	84 79	
									326	A Fairleigh Dickinson	79 75	
									326	H Fairleigh Dickinson	81 71	
									327	A Wagner	69 72	
									344	H Howard	83 74	
LAST 12 Division I GAMES:												
170	A	Robert Morris	46	67	140	A	Bryant	85	88			
316	A	Saint Francis (PA)	75	87	326	A	Fairleigh Dickinson	79	75			
170	H	Robert Morris	58	77	164	A	Central Conn. St.	70	75			
316	H	Saint Francis (PA)	84	79	297	H	Mt. St. Mary's	69	76			
164	H	Central Conn. St.	54	68	195	H	Sacred Heart	77	74			
296	A	St. Francis Brooklyn	53	62	327	A	Wagner	69	72			

Non-Div I Games:

LIU Brooklyn

■ Loss,
 ■ Non-Conf,
 ■ S Site,
 ■ Home
 ■ A Away
 N Neutral

Average RPI Win:	246	WON-LOST	WINNING	LAST 10	STRENGTH OF	OPP. STRENGTH	TEAM	ADJ.	CONF.	ADJ CONF.
Average RPI Loss:	178	RECORD	PCT. RANK	GAMES	SCHEDULE	OF SCHEDULE	RPI	RPI	RPI	RPI
DIV. I ONLY	4- 20	319	3- 7	214	259	313	313	19	19	
DIV. I NON-CONF.	1- 10	329	0- 0	266	311	344	344	16	16	
TOTALS	RPI 1-25	RPI 26-50	W-L RECORDS	RPI 51-100	RPI 101-150	RPI 150+				
4- 20	0- 1	0- 0	OVERALL	0- 4	1- 2	3- 13				
2- 10	0- 0	0- 0	HOME	0- 2	1- 1	1- 7				
2- 10	0- 1	0- 0	AWAY	0- 2	0- 1	2- 6				
0- 0	0- 0	0- 0	NEUTRAL	0- 0	0- 0	0- 0				
1- 10	0- 1	0- 0	NON-CONFERENCE	0- 1	1- 0	0- 8				
1- 5	0- 0	0- 0	HOME	0- 0	1- 0	0- 5				
0- 5	0- 1	0- 0	AWAY	0- 1	0- 0	0- 3				
0- 0	0- 0	0- 0	NEUTRAL	0- 0	0- 0	0- 0				
3- 10	0- 0	0- 0	CONFERENCE	0- 3	0- 2	3- 5				
1- 5	0- 0	0- 0	HOME	0- 2	0- 1	1- 2				
2- 5	0- 0	0- 0	AWAY	0- 1	0- 1	2- 3				
0- 0	0- 0	0- 0	NEUTRAL	0- 0	0- 0	0- 0				

RPI 1-25				RPI 26-50				RPI 51-100				RPI 101+ Team's RPI: 313			
RPI	S	Opponent	Score	RPI	S	Opponent	Score	RPI	S	Opponent	Score	RPI	S	Opponent	Score
23	A	Oklahoma	55 104					55	A	Wichita St.	36 66	107	A	Southern Ill.	59 76
								55	H	Wichita St.	45 61	113	H	UNI	51 70
								57	A	DePaul	77 101	124	H	Missouri	76 64
								73	H	Drake	47 80	163	A	Indiana St.	50 64
												163	H	Indiana St.	55 65
												185	A	Stony Brook	63 79
												194	A	Missouri St.	61 69
												194	H	Missouri St.	64 78
												214	A	Ill.-Chicago	43 71
												234	H	Western Ill.	63 75
												244	A	Evansville	46 86
												244	H	Evansville	56 50
												252	H	Northern Ill.	54 67
												281	H	Bowling Green	47 61
												294	A	Columbia	74 81
												298	A	Loyola Chicago	46 45
												309	H	Southeast Mo. St.	65 70
												319	A	Illinois St.	58 55
												343	H	Chicago St.	59 62
LAST 12 Division I GAMES:															
55	A	Wichita St.	36 66	298	A	Loyola Chicago	46 45								
194	A	Missouri St.	61 69	194	H	Missouri St.	64 78								
244	H	Evansville	56 50	55	H	Wichita St.	45 61								
163	H	Indiana St.	55 65	244	A	Evansville	46 86								
107	A	Southern Ill.	59 76	163	A	Indiana St.	50 64								
319	A	Illinois St.	58 55	73	H	Drake	47 80								

Non-Div I Games:

Bradley

■ Loss,
 ■ Non-Conf, S Site,
 ■ Home
 ■ Away
 N Neutral

Average RPI Win:	218	WON-LOST	WINNING	LAST 10	STRENGTH OF	OPP. STRENGTH	TEAM	ADJ.	CONF.	ADJ CONF.
Average RPI Loss:	167	RECORD	PCT. RANK	GAMES	SCHEDULE	OF SCHEDULE	RPI	RPI	RPI	RPI
DIV. I ONLY	5- 21	313	1- 9	219	199	314	314	18	18	
DIV. I NON-CONF.	3- 8	263	0- 0	215	179	277	277	20	20	
TOTALS	RPI 1-25	RPI 26-50	W-L RECORDS	RPI 51-100	RPI 101-150	RPI 150+				
5- 21	0- 0	0- 0	OVERALL	0- 4	1- 6	4- 11				
4- 8	0- 0	0- 0	HOME	0- 2	0- 1	4- 5				
0- 13	0- 0	0- 0	AWAY	0- 0	0- 0	0- 0				
1- 0	0- 0	0- 0	NEUTRAL	0- 0	1- 0	0- 0				
3- 8	0- 0	0- 0	NON-CONFERENCE	0- 1	1- 4	2- 3				
2- 2	0- 0	0- 0	HOME	0- 0	0- 0	2- 2				
0- 6	0- 0	0- 0	AWAY	0- 1	0- 4	0- 1				
1- 0	0- 0	0- 0	NEUTRAL	0- 0	1- 0	0- 0				
2- 13	0- 0	0- 0	CONFERENCE	0- 3	0- 2	2- 8				
2- 6	0- 0	0- 0	HOME	0- 2	0- 1	2- 3				
0- 7	0- 0	0- 0	AWAY	0- 1	0- 1	0- 5				
0- 0	0- 0	0- 0	NEUTRAL	0- 0	0- 0	0- 0				

RPI 1-25				RPI 26-50				RPI 51-100				RPI 101+				Team's RPI: 314	
RPI	S	Opponent	Score	RPI	S	Opponent	Score	RPI	S	Opponent	Score	RPI	S	Opponent	Score		
								79	A	American	45 75	104	A	Lehigh	64 85		
								79	H	American	50 58	104	H	Lehigh	71 78		
								97	H	Army	40 65	117	A	Yale	59 66		
								99	A	Boston College	56 73	118	A	Rhode Island	48 56		
												122	A	Marist	50 77		
												130	A	New Mexico	49 56		
												138	N	Stephen F. Austin	62 57		
												157	A	Bucknell	56 72		
												158	H	Harvard	63 62		
												184	H	Holy Cross	48 71		
												197	A	Navy	40 48		
												197	H	Navy	55 61		
												198	H	Massachusetts	57 78		
												209	H	New Hampshire	55 67		
												213	A	Lafayette	60 67		
												213	H	Lafayette	56 49		
												264	A	Loyola Maryland	55 66		
												264	H	Loyola Maryland	53 63		
												279	A	Colgate	54 67		
												279	H	Colgate	58 53		
												293	A	Northeastern	74 75		
												303	H	Vermont	66 61		
LAST 12 Division I GAMES:																	
				79	H	American	50 58		97	H	Army	40 65					
				264	A	Loyola Maryland	55 66		157	A	Bucknell	56 72					
				279	A	Colgate	54 67		79	A	American	45 75					
				213	H	Lafayette	56 49		264	H	Loyola Maryland	53 63					
				197	A	Navy	40 48		279	H	Colgate	58 53					
				104	H	Lehigh	71 78		213	A	Lafayette	60 67					

Non-Div I Games:

Boston U.

■ Loss,
 ■ Non-Conf,
 ■ S Site,
 ■ H Home
 ■ A Away
 N Neutral

Average RPI Win:	277	WON-LOST	WINNING	LAST 10	STRENGTH OF	OPP. STRENGTH	TEAM	ADJ.	CONF.	ADJ CONF.
Average RPI Loss:	184	RECORD	PCT. RANK	GAMES	SCHEDULE	OF SCHEDULE	RPI	RPI	RPI	RPI
DIV. I ONLY	5- 17	306	1- 9	206	310	315	315	27	27	
DIV. I NON-CONF.	2- 7	290	0- 0	60	244	229	229	27	27	
TOTALS	RPI 1-25	RPI 26-50	W-L RECORDS	RPI 51-100	RPI 101-150	RPI 150+				
5- 17	0- 0	0- 2	OVERALL	0- 1	0- 4	5- 10				
5- 5	0- 0	0- 0	HOME	0- 0	0- 1	5- 4				
0- 12	0- 0	0- 2	AWAY	0- 1	0- 3	0- 6				
0- 0	0- 0	0- 0	NEUTRAL	0- 0	0- 0	0- 0				
2- 7	0- 0	0- 2	NON-CONFERENCE	0- 1	0- 3	2- 1				
2- 1	0- 0	0- 0	HOME	0- 0	0- 1	2- 0				
0- 6	0- 0	0- 2	AWAY	0- 1	0- 2	0- 1				
0- 0	0- 0	0- 0	NEUTRAL	0- 0	0- 0	0- 0				
3- 10	0- 0	0- 0	CONFERENCE	0- 0	0- 1	3- 9				
3- 4	0- 0	0- 0	HOME	0- 0	0- 0	3- 4				
0- 6	0- 0	0- 0	AWAY	0- 0	0- 1	0- 5				
0- 0	0- 0	0- 0	NEUTRAL	0- 0	0- 0	0- 0				

RPI S	Opponent	Score	RPI S	Opponent	Score	RPI S	Opponent	Score	RPI S	Opponent	Score	Team's RPI: 315
			30	A Mississippi St.	36 97	61	A LSU	42 75	103	A Ole Miss	71 79	
			37	A Minnesota	60 109				137	A Troy	78 80	
									138	A Stephen F. Austin	71 78	
									145	H La.-Lafayette	60 71	
									182	A Lamar	60 83	
									191	A Auburn	44 72	
									211	A McNeese St.	62 66	
									211	H McNeese St.	57 78	
									220	H Northwestern St.	58 52	
									222	A Nicholls St.	80 93	
									254	A Abilene Christian	74 75	
									256	H Southern U.	79 76	
									265	H Central Ark.	48 60	
									268	H A&M-Corpus Christi	53 74	
									284	H Houston Baptist	67 59	
									291	H Sam Houston St.	78 76	
									331	H New Orleans	64 76	
									334	H Florida A&M	69 67	
									339	A Incarnate Word	70 82	
LAST 12 Division I GAMES:												
331	H	New Orleans	64	76	211	H	McNeese St.	57	78			
222	A	Nicholls St.	80	93	268	H	A&M-Corpus Christi	53	74			
211	A	McNeese St.	62	66	339	A	Incarnate Word	70	82			
254	A	Abilene Christian	74	75	182	A	Lamar	60	83			
265	H	Central Ark.	48	60	284	H	Houston Baptist	67	59			
220	H	Northwestern St.	58	52	291	H	Sam Houston St.	78	76			

Non-Div I Games: William Carey 62 35 Mobile 74 47

Southeastern La.

Loss, Non-Conf, S Site, H Home A Away N Neutral

Saint Francis (PA)

Through Games Of Feb. 19, 2015

Average RPI Win:	259	WON-LOST	WINNING	LAST 10	STRENGTH OF	OPP. STRENGTH	TEAM	ADJ.	CONF.	ADJ CONF.
Average RPI Loss:	187	RECORD	PCT. RANK	GAMES	SCHEDULE	OF SCHEDULE	RPI	RPI	RPI	RPI
DIV. I ONLY	5- 20	309	3- 7	224	283	316	316	28	28	
DIV. I NON-CONF.	1- 10	329	0- 0	75	116	269	269	28	28	
TOTALS	RPI 1-25	RPI 26-50	W-L RECORDS	RPI 51-100	RPI 101-150	RPI 150+				
5- 20	0- 1	0- 3	OVERALL	0- 1	0- 4	5- 11				
3- 10	0- 0	0- 0	HOME	0- 0	0- 3	3- 7				
1- 10	0- 1	0- 3	AWAY	0- 1	0- 1	1- 4				
1- 0	0- 0	0- 0	NEUTRAL	0- 0	0- 0	1- 0				
1- 10	0- 1	0- 3	NON-CONFERENCE	0- 1	0- 2	1- 3				
0- 5	0- 0	0- 0	HOME	0- 0	0- 2	0- 3				
0- 5	0- 1	0- 3	AWAY	0- 1	0- 0	0- 0				
1- 0	0- 0	0- 0	NEUTRAL	0- 0	0- 0	1- 0				
4- 10	0- 0	0- 0	CONFERENCE	0- 0	0- 2	4- 8				
3- 5	0- 0	0- 0	HOME	0- 0	0- 1	3- 4				
1- 5	0- 0	0- 0	AWAY	0- 0	0- 1	1- 4				
0- 0	0- 0	0- 0	NEUTRAL	0- 0	0- 0	0- 0				

RPI 1-25				RPI 26-50				RPI 51-100				RPI 101+ Team's RPI: 316			
RPI	S	Opponent	Score	RPI	S	Opponent	Score	RPI	S	Opponent	Score	RPI	S	Opponent	Score
1	A	Tennessee	44 111	28	A	Pittsburgh	59 97	68	A	West Virginia	46 101	115	H	East Tenn. St.	63 79
				40	A	Ohio St.	97 113					127	H	Buffalo	80 88
				49	A	Duquesne	52 92					140	A	Bryant	83 87
												140	H	Bryant	71 73
												164	H	Central Conn. St.	61 48
												170	H	Robert Morris	71 68
												195	A	Sacred Heart	77 82
												195	H	Sacred Heart	90 101
												226	H	George Mason	77 86
												251	H	Canisius	74 87
												281	H	Bowling Green	62 76
												296	H	St. Francis Brooklyn	55 70
												297	A	Mt. St. Mary's	64 74
												312	A	LIU Brooklyn	79 84
												312	H	LIU Brooklyn	87 75
												320	N	Coastal Caro.	75 72
												326	A	Fairleigh Dickinson	63 78
												326	H	Fairleigh Dickinson	65 78
												327	A	Wagner	87 74
												327	H	Wagner	60 76
LAST 12 Division I GAMES:															
				164	H	Central Conn. St.	61 48					327	A	Wagner	87 74
				312	H	LIU Brooklyn	87 75					297	A	Mt. St. Mary's	64 74
				326	A	Fairleigh Dickinson	63 78					296	H	St. Francis Brooklyn	55 70
				312	A	LIU Brooklyn	79 84					195	H	Sacred Heart	90 101
				140	H	Bryant	71 73					140	A	Bryant	83 87
				326	H	Fairleigh Dickinson	65 78					195	A	Sacred Heart	77 82

Non-Div I Games:

Saint Francis (PA)

■ Loss,
 ■ Non-Conf,
 ■ S Site,
 ■ Home
 ■ A Away
 N Neutral

Average RPI Win:	240	WON-LOST	WINNING	LAST 10	STRENGTH OF	OPP. STRENGTH	TEAM	ADJ.	CONF.	ADJ CONF.
Average RPI Loss:	171	RECORD	PCT. RANK	GAMES	SCHEDULE	OF SCHEDULE	RPI	RPI	RPI	RPI
DIV. I ONLY	4- 20	319	2- 8	223	152	317	317	17	17	
DIV. I NON-CONF.	1- 10	329	0- 0	308	196	343	343	17	17	
TOTALS	RPI 1-25	RPI 26-50	W-L RECORDS	RPI 51-100	RPI 101-150	RPI 150+				
4- 20	0- 2	0- 2	OVERALL	0- 1	1- 1	3- 14				
3- 10	0- 1	0- 1	HOME	0- 0	1- 0	2- 8				
1- 10	0- 1	0- 1	AWAY	0- 1	0- 1	1- 6				
0- 0	0- 0	0- 0	NEUTRAL	0- 0	0- 0	0- 0				
1- 10	0- 2	0- 0	NON-CONFERENCE	0- 0	0- 0	1- 8				
0- 7	0- 1	0- 0	HOME	0- 0	0- 0	0- 6				
1- 3	0- 1	0- 0	AWAY	0- 0	0- 0	1- 2				
0- 0	0- 0	0- 0	NEUTRAL	0- 0	0- 0	0- 0				
3- 10	0- 0	0- 2	CONFERENCE	0- 1	1- 1	2- 6				
3- 3	0- 0	0- 1	HOME	0- 0	1- 0	2- 2				
0- 7	0- 0	0- 1	AWAY	0- 1	0- 1	0- 4				
0- 0	0- 0	0- 0	NEUTRAL	0- 0	0- 0	0- 0				

RPI 1-25				RPI 26-50				RPI 51-100				RPI 101+ Team's RPI: 317			
RPI	S	Opponent	Score	RPI	S	Opponent	Score	RPI	S	Opponent	Score	RPI	S	Opponent	Score
19	A	Texas A&M	38 75	33	H	Western Ky.	49 77	81	A	Southern Miss.	55 67	111	A	Louisiana Tech	57 92
23	H	Oklahoma	39 68	50	A	Middle Tenn.	59 85					132	H	Marshall	45 42
												161	H	Old Dominion	44 54
												174	H	Northern Colo.	48 53
												177	A	UTSA	45 53
												179	A	San Francisco	42 60
												188	H	Texas-Arlington	38 46
												198	H	Massachusetts	46 56
												203	A	UAB	40 74
												218	H	Charlotte	58 67
												231	H	Fla. Atlantic	74 55
												242	A	SMU	55 62
												243	A	UTEP	58 60
												258	A	Rice	55 58
												258	H	Rice	53 48
												262	H	Houston	42 46
												301	H	Denver	55 63
												302	H	Eastern Ill.	57 59
												340	A	UMKC	65 47
LAST 12 Division I GAMES:															
231	H	Fla. Atlantic	74 55	81	A	Southern Miss.	55 67								
50	A	Middle Tenn.	59 85	111	A	Louisiana Tech	57 92								
203	A	UAB	40 74	161	H	Old Dominion	44 54								
132	H	Marshall	45 42	218	H	Charlotte	58 67								
33	H	Western Ky.	49 77	258	H	Rice	53 48								
258	A	Rice	55 58	177	A	UTSA	45 53								

Non-Div I Games:

North Texas

■ Loss,
 ■ Non-Conf, S Site,
 ■ Home
 ■ Away
 N Neutral

Average RPI Win:	215	WON-LOST	WINNING	LAST 10	STRENGTH OF	OPP. STRENGTH	TEAM	ADJ.	CONF.	ADJ CONF.
Average RPI Loss:	163	RECORD	PCT. RANK	GAMES	SCHEDULE	OF SCHEDULE	RPI	RPI	RPI	RPI
DIV. I ONLY	2- 21	343	1- 9	117	248	318	318	14	14	
DIV. I NON-CONF.	1- 6	316	0- 0	145	346	317	317	14	14	
TOTALS	RPI 1-25	RPI 26-50	W-L RECORDS	RPI 51-100	RPI 101-150	RPI 150+				
2- 21	0- 0	0- 2	OVERALL	0- 2	1- 7	1- 10				
2- 9	0- 0	0- 1	HOME	0- 2	1- 2	1- 4				
0- 12	0- 0	0- 1	AWAY	0- 0	0- 5	0- 6				
0- 0	0- 0	0- 0	NEUTRAL	0- 0	0- 0	0- 0				
1- 6	0- 0	0- 0	NON-CONFERENCE	0- 1	0- 1	1- 4				
1- 2	0- 0	0- 0	HOME	0- 1	0- 0	1- 1				
0- 4	0- 0	0- 0	AWAY	0- 0	0- 1	0- 3				
0- 0	0- 0	0- 0	NEUTRAL	0- 0	0- 0	0- 0				
1- 15	0- 0	0- 2	CONFERENCE	0- 1	1- 6	0- 6				
1- 7	0- 0	0- 1	HOME	0- 1	1- 2	0- 3				
0- 8	0- 0	0- 1	AWAY	0- 0	0- 4	0- 3				
0- 0	0- 0	0- 0	NEUTRAL	0- 0	0- 0	0- 0				

RPI	S	Opponent	Score	RPI	S	Opponent	Score	RPI	S	Opponent	Score	RPI	S	Opponent	Score	Team's RPI: 318
38	A	UALR	37 71	53	H	Arkansas St.	50 62	103	A	Ole Miss	48 88	133	A	Texas St.	42 63	
38	H	UALR	34 56	81	H	Southern Miss.	53 64	133	H	Texas St.	44 46	137	A	Troy	67 78	
								145	A	La.-Lafayette	58 65	145	H	La.-Lafayette	57 47	
								148	A	Appalachian St.	59 70	148	H	Appalachian St.	63 67	
								163	H	Indiana St.	53 74	188	A	Texas-Arlington	49 59	
								188	H	Texas-Arlington	46 63	203	A	UAB	43 73	
								207	A	La.-Monroe	53 55	222	A	Nicholls St.	62 66	
								235	A	Georgia St.	54 69	235	H	Georgia St.	78 84	
								285	H	Alabama St.	64 61	288	H	Ga. Southern	53 67	
								335	A	Tennessee Tech	66 70					
LAST 12 Division I GAMES:																
235	A	Georgia St.	54 69	145	H	La.-Lafayette	57 47									
188	H	Texas-Arlington	46 63	148	A	Appalachian St.	59 70									
137	A	Troy	67 78	38	H	UALR	34 56									
235	H	Georgia St.	78 84	145	A	La.-Lafayette	58 65									
133	H	Texas St.	44 46	133	A	Texas St.	42 63									
207	A	La.-Monroe	53 55	288	H	Ga. Southern	53 67									

Non-Div I Games: Mobile 71 67 Spring Hill 69 42

South Ala.

Average RPI Win:	298	WON-LOST	WINNING	LAST 10	STRENGTH OF	OPP. STRENGTH	TEAM	ADJ.	CONF.	ADJ CONF.
Average RPI Loss:	143	RECORD	PCT. RANK	GAMES	SCHEDULE	OF SCHEDULE	RPI	RPI	RPI	RPI
DIV. I ONLY	1- 23	348	1- 9	107	194	319	319	19	19	
DIV. I NON-CONF.	0- 11	339	0- 0	76	157	299	299	16	16	
TOTALS	RPI 1-25	RPI 26-50	W-L RECORDS	RPI 51-100	RPI 101-150	RPI 150+				
1- 23	0- 1	0- 1	OVERALL	0- 5	0- 7	1- 9				
1- 12	0- 1	0- 0	HOME	0- 2	0- 4	1- 5				
0- 10	0- 0	0- 1	AWAY	0- 3	0- 2	0- 4				
0- 1	0- 0	0- 0	NEUTRAL	0- 0	0- 1	0- 0				
0- 11	0- 1	0- 1	NON-CONFERENCE	0- 2	0- 4	0- 3				
0- 6	0- 1	0- 0	HOME	0- 1	0- 2	0- 2				
0- 4	0- 0	0- 1	AWAY	0- 1	0- 1	0- 1				
0- 1	0- 0	0- 0	NEUTRAL	0- 0	0- 1	0- 0				
1- 12	0- 0	0- 0	CONFERENCE	0- 3	0- 3	1- 6				
1- 6	0- 0	0- 0	HOME	0- 1	0- 2	1- 3				
0- 6	0- 0	0- 0	AWAY	0- 2	0- 1	0- 3				
0- 0	0- 0	0- 0	NEUTRAL	0- 0	0- 0	0- 0				

RPI 1-25				RPI 26-50				RPI 51-100				RPI 101+				Team's RPI: 319
RPI	S	Opponent	Score	RPI	S	Opponent	Score	RPI	S	Opponent	Score	RPI	S	Opponent	Score	
10	H	Arizona St.	44 89	47	A	Miami (FL)	44 95	55	A	Wichita St.	38 85	107	H	Southern Ill.	56 65	
								57	H	DePaul	62 99	113	A	UNI	43 71	
								69	A	Colorado St.	49 70	113	H	UNI	52 59	
								73	A	Drake	51 86	121	H	Butler	60 72	
								73	H	Drake	47 70	127	N	Buffalo	60 68	
												135	A	Wisconsin	60 71	
												146	H	UT Martin	46 79	
												163	A	Indiana St.	65 74	
												163	H	Indiana St.	36 60	
												180	H	Northern Ky.	48 59	
												194	A	Missouri St.	35 58	
												244	A	Evansville	52 69	
												244	H	Evansville	50 62	
												252	A	Northern Ill.	51 55	
												281	H	Bowling Green	54 58	
												298	H	Loyola Chicago	72 56	
												313	H	Bradley	55 58	
LAST 12 Division I GAMES:																
244	A	Evansville	52 69	194	A	Missouri St.	35 58									
163	A	Indiana St.	65 74	55	A	Wichita St.	38 85									
73	H	Drake	47 70	163	H	Indiana St.	36 60									
113	H	UNI	52 59	244	H	Evansville	50 62									
298	H	Loyola Chicago	72 56	113	A	UNI	43 71									
313	H	Bradley	55 58	73	A	Drake	51 86									

Non-Div I Games:

Illinois St.

Loss, Non-Conf, S Site, H Home A Away N Neutral

Average RPI Win:	289	WON-LOST	WINNING	LAST 10	STRENGTH OF	OPP. STRENGTH	TEAM	ADJ.	CONF.	ADJ CONF.
Average RPI Loss:	219	RECORD	PCT. RANK	GAMES	SCHEDULE	OF SCHEDULE	RPI	RPI	RPI	RPI
DIV. I ONLY	8- 14	250	4- 6	334	342	320	320	29	29	
DIV. I NON-CONF.	2- 3	207	0- 0	340	312	337	337	32	32	
TOTALS	RPI 1-25	RPI 26-50	W-L RECORDS	RPI 51-100	RPI 101-150	RPI 150+				
8- 14	0- 0	0- 0	OVERALL	0- 2	0- 2	8- 10				
6- 6	0- 0	0- 0	HOME	0- 1	0- 1	6- 4				
2- 7	0- 0	0- 0	AWAY	0- 1	0- 1	2- 5				
0- 1	0- 0	0- 0	NEUTRAL	0- 0	0- 0	0- 1				
2- 3	0- 0	0- 0	NON-CONFERENCE	0- 0	0- 2	2- 1				
2- 1	0- 0	0- 0	HOME	0- 0	0- 1	2- 0				
0- 1	0- 0	0- 0	AWAY	0- 0	0- 1	0- 0				
0- 1	0- 0	0- 0	NEUTRAL	0- 0	0- 0	0- 1				
6- 11	0- 0	0- 0	CONFERENCE	0- 2	0- 0	6- 9				
4- 5	0- 0	0- 0	HOME	0- 1	0- 0	4- 4				
2- 6	0- 0	0- 0	AWAY	0- 1	0- 0	2- 5				
0- 0	0- 0	0- 0	NEUTRAL	0- 0	0- 0	0- 0				

RPI 1-25			RPI 26-50			RPI 51-100			RPI 101+			Team's RPI: 320
RPI	S	Opponent	Score	RPI	S	Opponent	Score	RPI	S	Opponent	Score	
						86 A Liberty	64 78	132 H Marshall		65 77		
						86 H Liberty	47 66	136 A Furman		56 90		
								193 A High Point		65 73		
								193 H High Point		64 79		
								202 A Radford		75 42		
								202 H Radford		43 52		
								210 H Winthrop		81 62		
								219 H Campbell		50 40		
								239 A Presbyterian		56 78		
								239 H Presbyterian		78 84		
								289 A Gardner-Webb		74 82		
								289 H Gardner-Webb		65 71		
								299 H IPFW		90 63		
								316 N Saint Francis (PA)		72 75		
								325 A UNC Asheville		61 68		
								337 H N.C. Central		67 52		
								346 A Longwood		74 78		
								346 H Longwood		75 44		
								349 A Charleston So.		71 62		
								349 H Charleston So.		65 51		
LAST 12 Division I GAMES:												
						349 H Charleston So.	65 51	193 A High Point		65 73		
						346 H Longwood	75 44	325 A UNC Asheville		61 68		
						239 A Presbyterian	56 78	219 H Campbell		50 40		
						86 A Liberty	64 78	210 H Winthrop		81 62		
						202 H Radford	43 52	349 A Charleston So.		71 62		
						289 H Gardner-Webb	65 71	239 H Presbyterian		78 84		

Non-Div I Games: Barber-Scotia 121 32 UNC Pembroke 64 48 Johnson & Wales (NC) 13 34 Pfeiffer 69 62 Coastal Caro.

Loss, Non-Conf, S Site, H Home A Away N Neutral

Average RPI Win:	290	WON-LOST	WINNING	LAST 10	STRENGTH OF	OPP. STRENGTH	TEAM	ADJ.	CONF.	ADJ CONF.
Average RPI Loss:	175	RECORD	PCT. RANK	GAMES	SCHEDULE	OF SCHEDULE	RPI	RPI	RPI	RPI
DIV. I ONLY	4- 22	327	0- 10	193	284	321	321	23	23	
DIV. I NON-CONF.	2- 11	314	0- 0	175	330	315	315	24	24	
TOTALS	RPI 1-25	RPI 26-50	W-L RECORDS	RPI 51-100	RPI 101-150	RPI 150+				
4- 22	0- 1	0- 0	OVERALL	0- 5	0- 1	4- 15				
3- 8	0- 0	0- 0	HOME	0- 1	0- 0	3- 7				
0- 14	0- 0	0- 0	AWAY	0- 0	0- 0	0- 1				
1- 0	0- 0	0- 0	NEUTRAL	0- 0	0- 0	1- 0				
2- 11	0- 1	0- 0	NON-CONFERENCE	0- 2	0- 1	2- 7				
1- 4	0- 0	0- 0	HOME	0- 0	0- 0	1- 4				
0- 7	0- 1	0- 0	AWAY	0- 2	0- 1	0- 3				
1- 0	0- 0	0- 0	NEUTRAL	0- 0	0- 0	1- 0				
2- 11	0- 0	0- 0	CONFERENCE	0- 3	0- 0	2- 8				
2- 4	0- 0	0- 0	HOME	0- 1	0- 0	2- 3				
0- 7	0- 0	0- 0	AWAY	0- 2	0- 0	0- 5				
0- 0	0- 0	0- 0	NEUTRAL	0- 0	0- 0	0- 0				

RPI 1-25				RPI 26-50				RPI 51-100				RPI 101+ Team's RPI: 321			
RPI	S	Opponent	Score	RPI	S	Opponent	Score	RPI	S	Opponent	Score	RPI	S	Opponent	Score
17	A	Princeton	58 96					65	A	Akron	49 80	123	A	St. Bonaventure	54 72
								78	A	Maine	48 70	157	H	Bucknell	57 68
								84	A	Albany (NY)	53 75	162	A	Hartford	44 59
								84	H	Albany (NY)	49 82	162	H	Hartford	46 51
								88	A	St. John's (NY)	51 67	181	H	Xavier	71 89
												185	A	Stony Brook	54 67
												187	H	Siena	53 62
												209	A	New Hampshire	68 73
												209	H	New Hampshire	58 76
												215	H	Niagara	52 63
												232	A	UMass Lowell	49 66
												232	H	UMass Lowell	65 64
												251	A	Canisius	75 91
												274	H	UMBC	55 71
												276	H	Rider	72 67
												279	A	Colgate	55 74
												303	A	Vermont	66 72
												303	H	Vermont	73 62
												308	A	NJIT	48 52
												347	N	Delaware St.	90 84
LAST 12 Division I GAMES:															
209	H	New Hampshire	58 76	185	A	Stony Brook	54 67								
84	A	Albany (NY)	53 75	78	A	Maine	48 70								
303	A	Vermont	66 72	209	A	New Hampshire	68 73								
162	H	Hartford	46 51	84	H	Albany (NY)	49 82								
232	A	UMass Lowell	49 66	303	H	Vermont	73 62								
274	H	UMBC	55 71	162	A	Hartford	44 59								

Non-Div I Games:

Binghamton

■ Loss,
 ■ Non-Conf,
 S Site,
 ■ Home
 ■ Away
 N Neutral

Average RPI Win: 230	WON-LOST	WINNING	LAST 10	STRENGTH OF	OPP. STRENGTH	TEAM	ADJ.	CONF.	ADJ CONF.
Average RPI Loss: 180	RECORD	PCT. RANK	GAMES	SCHEDULE	OF SCHEDULE	RPI	RPI	RPI	RPI
DIV. I ONLY	2- 23	344	0- 9	163	287	322	322	24	24
DIV. I NON-CONF.	1- 8	322	0- 0	43	306	254	254	23	23
TOTALS	RPI 1-25	RPI 26-50	W-L RECORDS	RPI 51-100	RPI 101-150	RPI 150+			
2- 23	0- 0	0- 1	OVERALL	0- 4	0- 3	2- 15			
1- 12	0- 0	0- 0	HOME	0- 2	0- 2	1- 8			
1- 11	0- 0	0- 1	AWAY	0- 2	0- 1	1- 7			
0- 0	0- 0	0- 0	NEUTRAL	0- 0	0- 0	0- 0			
1- 8	0- 0	0- 0	NON-CONFERENCE	0- 4	0- 1	1- 3			
0- 5	0- 0	0- 0	HOME	0- 2	0- 1	0- 2			
1- 3	0- 0	0- 0	AWAY	0- 2	0- 0	1- 1			
0- 0	0- 0	0- 0	NEUTRAL	0- 0	0- 0	0- 0			
1- 15	0- 0	0- 1	CONFERENCE	0- 0	0- 2	1- 12			
1- 7	0- 0	0- 0	HOME	0- 0	0- 1	1- 6			
0- 8	0- 0	0- 1	AWAY	0- 0	0- 1	0- 6			
0- 0	0- 0	0- 0	NEUTRAL	0- 0	0- 0	0- 0			

RPI 1-25				RPI 26-50				RPI 51-100				RPI 101+				Team's RPI: 322	
RPI	S	Opponent	Score	RPI	S	Opponent	Score	RPI	S	Opponent	Score	RPI	S	Opponent	Score		
				32	A	Quinnipiac	51 85	71	A	Ohio	58 82	122	A	Marist	38 77		
								79	H	American	52 60	122	H	Marist	45 67		
								83	A	Fordham	41 70	127	H	Buffalo	58 68		
								97	H	Army	49 81	171	A	Fairfield	26 43		
												176	A	Iona	41 60		
												176	H	Iona	62 79		
												178	A	La Salle	48 61		
												184	A	Holy Cross	66 60		
												187	A	Siena	51 59		
												187	H	Siena	51 66		
												209	H	New Hampshire	54 58		
												215	A	Niagara	36 64		
												215	H	Niagara	46 53		
												251	A	Canisius	44 55		
												251	H	Canisius	45 56		
												259	H	Monmouth	69 73		
												276	A	Rider	40 65		
												276	H	Rider	55 52		
												326	H	Fairleigh Dickinson	54 73		
												332	H	Saint Peter's	58 68		
LAST 12 Division I GAMES:																	
				187	H	Siena	51 66	122	A	Marist	38 77						
				276	A	Rider	40 65	187	A	Siena	51 59						
				171	A	Fairfield	26 43	32	A	Quinnipiac	51 85						
				332	H	Saint Peter's	58 68	259	H	Monmouth	69 73						
				176	A	Iona	41 60	122	H	Marist	45 67						
				215	H	Niagara	46 53	176	H	Iona	62 79						

Non-Div I Games:

Manhattan

■ Loss,
 ■ Non-Conf,
 ■ S Site,
 ■ H Home
 ■ A Away
 N Neutral

Utah Valley

Through Games Of Feb. 19, 2015

Average RPI Win:	252	WON-LOST	WINNING	LAST 10	STRENGTH OF	OPP. STRENGTH	TEAM	ADJ.	CONF.	ADJ CONF.
Average RPI Loss:	217	RECORD	PCT. RANK	GAMES	SCHEDULE	OF SCHEDULE	RPI	RPI	RPI	RPI
DIV. I ONLY	7- 16	279	3- 7	312	318	323	323	30	30	
DIV. I NON-CONF.	4- 9	243	1- 1	295	271	316	316	30	30	
TOTALS	RPI 1-25	RPI 26-50	W-L RECORDS	RPI 51-100	RPI 101-150	RPI 150+				
7- 16	0- 0	0- 0	OVERALL	0- 1	2- 2	5- 13				
7- 4	0- 0	0- 0	HOME	0- 0	2- 1	5- 3				
0- 11	0- 0	0- 0	AWAY	0- 1	0- 1	0- 9				
0- 1	0- 0	0- 0	NEUTRAL	0- 0	0- 0	0- 1				
4- 9	0- 0	0- 0	NON-CONFERENCE	0- 1	1- 2	3- 6				
4- 2	0- 0	0- 0	HOME	0- 0	1- 1	3- 1				
0- 6	0- 0	0- 0	AWAY	0- 1	0- 1	0- 4				
0- 1	0- 0	0- 0	NEUTRAL	0- 0	0- 0	0- 1				
3- 7	0- 0	0- 0	CONFERENCE	0- 0	1- 0	2- 7				
3- 2	0- 0	0- 0	HOME	0- 0	1- 0	2- 2				
0- 5	0- 0	0- 0	AWAY	0- 0	0- 0	0- 5				
0- 0	0- 0	0- 0	NEUTRAL	0- 0	0- 0	0- 0				

RPI 1-25			RPI 26-50			RPI 51-100			RPI 101+			Team's RPI: 323
RPI	S	Opponent	Score	RPI	S	Opponent	Score	RPI	S	Opponent	Score	
						100 A UC Davis	49 59			112 A Montana	44 68	
										129 H Bakersfield	70 58	
										143 H Eastern Wash.	62 68	
										149 H Boise St.	68 60	
										152 A New Mexico St.	62 67	
										152 H New Mexico St.	58 68	
										156 N Saint Louis	66 68	
										179 A San Francisco	50 69	
										217 H Tex.-Pan American	52 59	
										233 A Southern Utah	61 66	
										233 H Southern Utah	72 76	
										245 A Idaho St.	67 68	
										246 H Weber St.	61 40	
										266 A Utah St.	61 79	
										275 A Grand Canyon	50 60	
										275 H Grand Canyon	52 50	
										295 H Omaha	59 57	
										324 A Seattle	58 73	
										324 H Seattle	73 42	
										340 A UMKC	58 61	
										343 A Chicago St.	55 60	
										345 H Air Force	58 44	
LAST 12 Division I GAMES:												
152	A	New Mexico St.	62 67	152	H	New Mexico St.	58 68					
275	A	Grand Canyon	50 60	217	H	Tex.-Pan American	52 59					
324	H	Seattle	73 42	275	H	Grand Canyon	52 50					
129	H	Bakersfield	70 58	324	A	Seattle	58 73					
340	A	UMKC	58 61	233	A	Southern Utah	61 66					
343	A	Chicago St.	55 60	295	H	Omaha	59 57					

Non-Div I Games: Bristol 109 74 Montana Tech 75 65

Utah Valley

Loss, Non-Conf, S Site, H Home A Away N Neutral

Average RPI Win:	315	WON-LOST	WINNING	LAST 10	STRENGTH OF	OPP. STRENGTH	TEAM	ADJ.	CONF.	ADJ CONF.
Average RPI Loss:	166	RECORD	PCT. RANK	GAMES	SCHEDULE	OF SCHEDULE	RPI	RPI	RPI	RPI
DIV. I ONLY	7- 19	290	3- 7	287	268	324	324	30	30	
DIV. I NON-CONF.	3- 12	295	0- 1	242	154	326	326	30	30	
TOTALS	RPI 1-25	RPI 26-50	W-L RECORDS	RPI 51-100	RPI 101-150	RPI 150+				
7- 19	0- 1	0- 0	OVERALL	0- 2	0- 5	7- 11				
6- 11	0- 1	0- 0	HOME	0- 1	0- 3	6- 6				
1- 8	0- 0	0- 0	AWAY	0- 1	0- 2	1- 5				
0- 0	0- 0	0- 0	NEUTRAL	0- 0	0- 0	0- 0				
3- 12	0- 1	0- 0	NON-CONFERENCE	0- 2	0- 4	3- 5				
3- 8	0- 1	0- 0	HOME	0- 1	0- 2	3- 4				
0- 4	0- 0	0- 0	AWAY	0- 1	0- 2	0- 1				
0- 0	0- 0	0- 0	NEUTRAL	0- 0	0- 0	0- 0				
4- 7	0- 0	0- 0	CONFERENCE	0- 0	0- 1	4- 6				
3- 3	0- 0	0- 0	HOME	0- 0	0- 1	3- 2				
1- 4	0- 0	0- 0	AWAY	0- 0	0- 0	1- 4				
0- 0	0- 0	0- 0	NEUTRAL	0- 0	0- 0	0- 0				

RPI 1-25				RPI 26-50				RPI 51-100				RPI 101+ Team's RPI: 324			
RPI	S	Opponent	Score	RPI	S	Opponent	Score	RPI	S	Opponent	Score	RPI	S	Opponent	Score
22	H	Washington	69 102					64	H	San Diego	54 59	106	A	Long Beach St.	73 85
								67	A	Washington St.	62 82	109	H	CSUN	63 86
												112	H	Montana	64 70
												129	H	Bakersfield	62 69
												142	A	Oregon	44 70
												152	A	New Mexico St.	66 76
												152	H	New Mexico St.	69 76
												179	H	San Francisco	56 67
												186	A	Montana St.	61 74
												192	H	Cal St. Fullerton	59 66
												201	H	Idaho	50 65
												217	A	Tex.-Pan American	58 80
												217	H	Tex.-Pan American	60 70
												245	H	Idaho St.	55 63
												275	A	Grand Canyon	59 56
												282	H	Loyola Marymount	62 57
												305	H	Portland St.	54 47
												323	A	Utah Valley	42 73
												323	H	Utah Valley	73 58
												336	H	UC Santa Barbara	66 46
												340	A	UMKC	61 62
												340	H	UMKC	60 46
												343	H	Chicago St.	75 51
LAST 12 Division I GAMES:															
340	A	UMKC	61 62	340	H	UMKC	60 46								
217	H	Tex.-Pan American	60 70	343	H	Chicago St.	75 51								
152	H	New Mexico St.	69 76	152	A	New Mexico St.	66 76								
323	A	Utah Valley	42 73	217	A	Tex.-Pan American	58 80								
275	A	Grand Canyon	59 56	323	H	Utah Valley	73 58								
129	H	Bakersfield	62 69	192	H	Cal St. Fullerton	59 66								

Non-Div I Games:

Seattle

■ Loss,
 ■ Non-Conf,
 ■ S Site,
 ■ H Home
 ■ A Away
 N Neutral

UNC Asheville

Through Games Of Feb. 19, 2015

Average RPI Win:	315	WON-LOST	WINNING	LAST 10	STRENGTH OF	OPP. STRENGTH	TEAM	ADJ.	CONF.	ADJ CONF.
Average RPI Loss:	203	RECORD	PCT. RANK	GAMES	SCHEDULE	OF SCHEDULE	RPI	RPI	RPI	RPI
DIV. I ONLY	6- 19	301	4- 6	288	341	325	325	29	29	
DIV. I NON-CONF.	0- 8	339	0- 0	258	322	347	347	32	32	
TOTALS	RPI 1-25	RPI 26-50	W-L RECORDS	RPI 51-100	RPI 101-150	RPI 150+				
6- 19	0- 1	0- 0	OVERALL	0- 2	0- 2	6- 14				
4- 8	0- 0	0- 0	HOME	0- 1	0- 1	4- 6				
2- 11	0- 1	0- 0	AWAY	0- 1	0- 1	2- 8				
0- 0	0- 0	0- 0	NEUTRAL	0- 0	0- 0	0- 0				
0- 8	0- 1	0- 0	NON-CONFERENCE	0- 0	0- 2	0- 5				
0- 3	0- 0	0- 0	HOME	0- 0	0- 1	0- 2				
0- 5	0- 1	0- 0	AWAY	0- 0	0- 1	0- 3				
0- 0	0- 0	0- 0	NEUTRAL	0- 0	0- 0	0- 0				
6- 11	0- 0	0- 0	CONFERENCE	0- 2	0- 0	6- 9				
4- 5	0- 0	0- 0	HOME	0- 1	0- 0	4- 4				
2- 6	0- 0	0- 0	AWAY	0- 1	0- 0	2- 5				
0- 0	0- 0	0- 0	NEUTRAL	0- 0	0- 0	0- 0				

RPI 1-25				RPI 26-50				RPI 51-100				RPI 101+ Team's RPI: 325			
RPI	S	Opponent	Score	RPI	S	Opponent	Score	RPI	S	Opponent	Score	RPI	S	Opponent	Score
25	A	South Fla.	53 97					86	A	Liberty	58 62	115	H	East Tenn. St.	68 81
								86	H	Liberty	55 67	136	A	Furman	71 81
												193	A	High Point	54 57
												193	H	High Point	50 67
												202	H	Radford	65 67
												204	A	N.C. A&T	46 63
												210	A	Winthrop	55 75
												210	H	Winthrop	54 57
												212	A	USC Upstate	60 67
												219	A	Campbell	55 60
												219	H	Campbell	51 56
												239	A	Presbyterian	57 69
												239	H	Presbyterian	59 46
												289	A	Gardner-Webb	64 55
												307	H	Western Caro.	66 79
												311	H	Wofford	52 70
												320	H	Coastal Caro.	68 61
												337	A	N.C. Central	52 55
												346	A	Longwood	60 44
												346	H	Longwood	88 77
												349	A	Charleston So.	57 70
												349	H	Charleston So.	56 47
LAST 12 Division I GAMES:															
193	A	High Point	54 57	86	A	Liberty	58 62								
219	H	Campbell	51 56	320	H	Coastal Caro.	68 61								
210	H	Winthrop	54 57	202	H	Radford	65 67								
346	H	Longwood	88 77	289	A	Gardner-Webb	64 55								
349	A	Charleston So.	57 70	193	H	High Point	50 67								
239	H	Presbyterian	59 46	219	A	Campbell	55 60								

Non-Div I Games: Barton 71 48

UNC Asheville

■ Loss,
 ■ Non-Conf, S Site,
 ■ Home
 ■ Away
 N Neutral

Average RPI Win:	287	WON-LOST	WINNING	LAST 10	STRENGTH OF	OPP. STRENGTH	TEAM	ADJ.	CONF.	ADJ CONF.
Average RPI Loss:	221	RECORD	PCT. RANK	GAMES	SCHEDULE	OF SCHEDULE	RPI	RPI	RPI	RPI
DIV. I ONLY	7- 17	283	4- 6	339	315	326	326	28	28	
DIV. I NON-CONF.	3- 8	263	0- 1	314	301	310	310	28	28	
TOTALS	RPI 1-25	RPI 26-50	W-L RECORDS	RPI 51-100	RPI 101-150	RPI 150+				
7- 17	0- 0	0- 0	OVERALL	1- 1	0- 2	6- 14				
4- 7	0- 0	0- 0	HOME	1- 1	0- 1	3- 5				
3- 10	0- 0	0- 0	AWAY	0- 0	0- 1	3- 9				
0- 0	0- 0	0- 0	NEUTRAL	0- 0	0- 0	0- 0				
3- 8	0- 0	0- 0	NON-CONFERENCE	1- 1	0- 0	2- 7				
1- 3	0- 0	0- 0	HOME	1- 1	0- 0	0- 2				
2- 5	0- 0	0- 0	AWAY	0- 0	0- 0	2- 5				
0- 0	0- 0	0- 0	NEUTRAL	0- 0	0- 0	0- 0				
4- 9	0- 0	0- 0	CONFERENCE	0- 0	0- 2	4- 7				
3- 4	0- 0	0- 0	HOME	0- 0	0- 1	3- 3				
1- 5	0- 0	0- 0	AWAY	0- 0	0- 1	1- 4				
0- 0	0- 0	0- 0	NEUTRAL	0- 0	0- 0	0- 0				

RPI 1-25				RPI 26-50				RPI 51-100				RPI 101+				Team's RPI: 326	
RPI	S	Opponent	Score	RPI	S	Opponent	Score	RPI	S	Opponent	Score	RPI	S	Opponent	Score		
								68	H	West Virginia	52 80	140	A	Bryant	77 82		
								97	H	Army	56 48						
												140	H	Bryant	61 63		
												157	H	Bucknell	60 61		
												164	A	Central Conn. St.	53 82		
												170	A	Robert Morris	58 71		
												170	H	Robert Morris	68 69		
												187	A	Siena	63 72		
												229	A	Brown	74 79		
												232	A	UMass Lowell	67 78		
												259	A	Monmouth	66 71		
												294	A	Columbia	55 72		
												296	H	St. Francis Brooklyn	61 72		
												297	H	Mt. St. Mary's	78 56		
												308	H	NJIT	64 68		
												312	A	LIU Brooklyn	71 81		
												312	H	LIU Brooklyn	75 79		
												316	A	Saint Francis (PA)	78 65		
												316	H	Saint Francis (PA)	78 63		
												322	A	Manhattan	73 54		
												327	A	Wagner	75 82		
												327	H	Wagner	72 70		
												332	A	Saint Peter's	76 59		
LAST 12 Division I GAMES:																	
				140	H	Bryant	61 63					312	H	LIU Brooklyn	75 79		
				327	A	Wagner	75 82					297	H	Mt. St. Mary's	78 56		
				316	H	Saint Francis (PA)	78 63					327	H	Wagner	72 70		
				170	H	Robert Morris	68 69					296	H	St. Francis Brooklyn	61 72		
				170	A	Robert Morris	58 71					140	A	Bryant	77 82		
				316	A	Saint Francis (PA)	78 65					294	A	Columbia	55 72		

Non-Div I Games:

Fairleigh Dickinson

■ Loss,
 ■ Non-Conf,
 S Site,
 ■ Home
 ■ Away
 N Neutral

Average RPI Win:	288	WON-LOST	WINNING	LAST 10	STRENGTH OF	OPP. STRENGTH	TEAM	ADJ.	CONF.	ADJ CONF.
Average RPI Loss:	195	RECORD	PCT. RANK	GAMES	SCHEDULE	OF SCHEDULE	RPI	RPI	RPI	RPI
DIV. I ONLY	6- 19	301	2- 8	299	274	327	327	28	28	
DIV. I NON-CONF.	2- 9	297	0- 0	198	156	308	308	28	28	
TOTALS	RPI 1-25	RPI 26-50	W-L RECORDS	RPI 51-100	RPI 101-150	RPI 150+				
6- 19	0- 1	0- 1	OVERALL	0- 1	0- 3	6- 13				
5- 8	0- 0	0- 1	HOME	0- 0	0- 1	5- 6				
1- 11	0- 1	0- 0	AWAY	0- 1	0- 2	1- 7				
0- 0	0- 0	0- 0	NEUTRAL	0- 0	0- 0	0- 0				
2- 9	0- 1	0- 1	NON-CONFERENCE	0- 1	0- 2	2- 4				
2- 3	0- 0	0- 1	HOME	0- 0	0- 1	2- 1				
0- 6	0- 1	0- 0	AWAY	0- 1	0- 1	0- 3				
0- 0	0- 0	0- 0	NEUTRAL	0- 0	0- 0	0- 0				
4- 10	0- 0	0- 0	CONFERENCE	0- 0	0- 1	4- 9				
3- 5	0- 0	0- 0	HOME	0- 0	0- 0	3- 5				
1- 5	0- 0	0- 0	AWAY	0- 0	0- 1	1- 4				
0- 0	0- 0	0- 0	NEUTRAL	0- 0	0- 0	0- 0				

RPI 1-25				RPI 26-50				RPI 51-100				RPI 101+ Team's RPI: 327			
RPI	S	Opponent	Score	RPI	S	Opponent	Score	RPI	S	Opponent	Score	RPI	S	Opponent	Score
5	A	Maryland	24 97	36	H	Rutgers	53 81	88	A	St. John's (NY)	49 71	117	H	Yale	65 90
												125	A	VCU	75 84
												140	A	Bryant	48 84
												164	A	Central Conn. St.	61 77
												164	H	Central Conn. St.	67 83
												170	H	Robert Morris	47 86
												185	H	Stony Brook	76 70
												195	A	Sacred Heart	60 73
												195	H	Sacred Heart	59 73
												200	A	Penn St.	66 96
												259	H	Monmouth	59 82
												294	H	Columbia	97 86
												296	A	St. Francis Brooklyn	55 67
												296	H	St. Francis Brooklyn	63 60
												297	H	Mt. St. Mary's	58 60
												303	A	Vermont	75 82
												308	A	NJIT	54 60
												312	H	LIU Brooklyn	72 69
												316	A	Saint Francis (PA)	76 60
												316	H	Saint Francis (PA)	74 87
												326	A	Fairleigh Dickinson	70 72
												326	H	Fairleigh Dickinson	82 75
LAST 12 Division I GAMES:															
296	A	St. Francis Brooklyn	55 67	316	H	Saint Francis (PA)	74 87								
326	H	Fairleigh Dickinson	82 75	164	A	Central Conn. St.	61 77								
195	A	Sacred Heart	60 73	140	A	Bryant	48 84								
296	H	St. Francis Brooklyn	63 60	326	A	Fairleigh Dickinson	70 72								
195	H	Sacred Heart	59 73	170	H	Robert Morris	47 86								
164	H	Central Conn. St.	67 83	312	H	LIU Brooklyn	72 69								

Non-Div I Games:

Wagner

Average RPI Win:	286	WON-LOST	WINNING	LAST 10	STRENGTH OF	OPP. STRENGTH	TEAM	ADJ.	CONF.	ADJ CONF.
Average RPI Loss:	225	RECORD	PCT. RANK	GAMES	SCHEDULE	OF SCHEDULE	RPI	RPI	RPI	RPI
DIV. I ONLY	9- 13	228	5- 5	345	324	328	328	31	31	
DIV. I NON-CONF.	2- 7	290	1- 0	325	213	340	340	29	29	
TOTALS	RPI 1-25	RPI 26-50	W-L RECORDS	RPI 51-100	RPI 101-150	RPI 150+				
9- 13	0- 0	0- 0	OVERALL	0- 2	0- 2	9- 9				
8- 4	0- 0	0- 0	HOME	0- 1	0- 1	8- 2				
1- 9	0- 0	0- 0	AWAY	0- 1	0- 1	1- 7				
0- 0	0- 0	0- 0	NEUTRAL	0- 0	0- 0	0- 0				
2- 7	0- 0	0- 0	NON-CONFERENCE	0- 1	0- 2	2- 4				
2- 3	0- 0	0- 0	HOME	0- 1	0- 1	2- 1				
0- 4	0- 0	0- 0	AWAY	0- 0	0- 1	0- 3				
0- 0	0- 0	0- 0	NEUTRAL	0- 0	0- 0	0- 0				
7- 6	0- 0	0- 0	CONFERENCE	0- 1	0- 0	7- 5				
6- 1	0- 0	0- 0	HOME	0- 0	0- 0	6- 1				
1- 5	0- 0	0- 0	AWAY	0- 1	0- 0	1- 4				
0- 0	0- 0	0- 0	NEUTRAL	0- 0	0- 0	0- 0				

RPI S	Opponent	Score	RPI S	Opponent	Score	RPI S	Opponent	Score	RPI S	Opponent	Score	Team's RPI: 328
						79	H American	52 64	125	H VCU	50 72	
						93	A Hampton	43 71	132	A Marshall	57 74	
									172	H Savannah St.	61 50	
									204	H N.C. A&T	58 43	
									206	A Virginia Tech	41 63	
									212	A USC Upstate	38 60	
									259	H Monmouth	86 73	
									261	A Bethune-Cookman	65 75	
									272	A Norfolk St.	60 50	
									274	H UMBC	78 87	
									283	H South Carolina St.	59 64	
									286	A Georgetown	75 88	
									292	A Morgan St.	62 72	
									297	H Mt. St. Mary's	58 43	
									334	A Florida A&M	54 64	
									337	H N.C. Central	71 61	
									338	H Coppin St.	66 58	
									344	A Howard	90 92	
									344	H Howard	61 54	
									347	H Delaware St.	96 59	
LAST 12 Division I GAMES:												
						344	H Howard	61 54	334	A Florida A&M	54 64	
						347	H Delaware St.	96 59	261	A Bethune-Cookman	65 75	
						272	A Norfolk St.	60 50	283	H South Carolina St.	59 64	
						93	A Hampton	43 71	172	H Savannah St.	61 50	
						344	A Howard	90 92	292	A Morgan St.	62 72	
						338	H Coppin St.	66 58	259	H Monmouth	86 73	

Non-Div I Games: Cheyney 63 38

UMES

■ Loss,
 ■ Non-Conf,
 ■ S Site,
 ■ Home
 ■ A Away
 N Neutral

Average RPI Win:	305	WON-LOST	WINNING	LAST 10	STRENGTH OF	OPP. STRENGTH	TEAM	ADJ.	CONF.	ADJ CONF.
Average RPI Loss:	228	RECORD	PCT. RANK	GAMES	SCHEDULE	OF SCHEDULE	RPI	RPI	RPI	RPI
DIV. I ONLY	8- 14	250	5- 5	347	330	329	329	32	32	
DIV. I NON-CONF.	1- 8	322	0- 0	274	186	336	336	31	31	
TOTALS	RPI 1-25	RPI 26-50	W-L RECORDS	RPI 51-100	RPI 101-150	RPI 150+				
8- 14	0- 0	0- 1	OVERALL	0- 0	0- 2	8- 11				
4- 6	0- 0	0- 0	HOME	0- 0	0- 1	4- 5				
4- 8	0- 0	0- 0	AWAY	0- 0	0- 1	4- 0				
0- 0	0- 0	0- 0	NEUTRAL	0- 0	0- 0	0- 0				
1- 8	0- 0	0- 1	NON-CONFERENCE	0- 0	0- 2	1- 5				
1- 2	0- 0	0- 0	HOME	0- 0	0- 1	1- 1				
0- 6	0- 0	0- 1	AWAY	0- 0	0- 1	0- 4				
0- 0	0- 0	0- 0	NEUTRAL	0- 0	0- 0	0- 0				
7- 6	0- 0	0- 0	CONFERENCE	0- 0	0- 0	7- 6				
3- 4	0- 0	0- 0	HOME	0- 0	0- 0	3- 4				
4- 2	0- 0	0- 0	AWAY	0- 0	0- 0	4- 2				
0- 0	0- 0	0- 0	NEUTRAL	0- 0	0- 0	0- 0				

RPI 1-25			RPI 26-50			RPI 51-100			RPI 101+			Team's RPI: 329
RPI	S	Opponent	Score	RPI	S	Opponent	Score	RPI	S	Opponent	Score	
				34	A	Nebraska	49 83					
								105	A	Michigan St.	41 77	
								145	H	La.-Lafayette	57 64	
								189	H	Texas Southern	66 75	
								203	A	UAB	43 57	
								207	H	La.-Monroe	62 53	
								224	H	Prairie View	68 46	
								243	A	UTEP	53 63	
								256	H	Southern U.	51 59	
								258	A	Rice	33 61	
								265	H	Central Ark.	36 62	
								285	A	Alabama St.	45 54	
								287	A	Jackson St.	76 69	
								287	H	Jackson St.	41 65	
								295	A	Omaha	39 59	
								310	A	Grambling	57 64	
								310	H	Grambling	57 82	
								341	A	Ark.-Pine Bluff	51 49	
								341	H	Ark.-Pine Bluff	45 39	
								342	A	Alabama A&M	58 55	
								348	A	Mississippi Val.	50 40	
								348	H	Mississippi Val.	52 47	
LAST 12 Division I GAMES:												
				341	A	Ark.-Pine Bluff	51 49					
				348	A	Mississippi Val.	50 40					
				310	H	Grambling	57 82					
				287	H	Jackson St.	41 65					
				256	H	Southern U.	51 59					
				342	A	Alabama A&M	58 55					
				285	A	Alabama St.	45 54					
				341	H	Ark.-Pine Bluff	45 39					
				348	H	Mississippi Val.	52 47					
				310	A	Grambling	57 64					
				287	A	Jackson St.	76 69					
				224	H	Prairie View	68 46					

Non-Div I Games:

Alcorn

■ Loss,
 ■ Non-Conf,
 ■ S Site,
 ■ Home
 ■ A Away
 N Neutral

Average RPI Win:	276	WON-LOST	WINNING	LAST 10	STRENGTH OF	OPP. STRENGTH	TEAM	ADJ.	CONF.	ADJ CONF.
Average RPI Loss:	198	RECORD	PCT. RANK	GAMES	SCHEDULE	OF SCHEDULE	RPI	RPI	RPI	RPI
DIV. I ONLY	5- 20	309	2- 6	275	321	330	330	26	26	
DIV. I NON-CONF.	3- 8	263	0- 1	186	283	290	290	26	26	
TOTALS	RPI 1-25	RPI 26-50	W-L RECORDS	RPI 51-100	RPI 101-150	RPI 150+				
5- 20	0- 0	0- 0	OVERALL	0- 3	0- 4	5- 13				
4- 8	0- 0	0- 0	HOME	0- 1	0- 1	4- 6				
1- 11	0- 0	0- 0	AWAY	0- 2	0- 3	1- 6				
0- 1	0- 0	0- 0	NEUTRAL	0- 0	0- 0	0- 1				
3- 8	0- 0	0- 0	NON-CONFERENCE	0- 3	0- 3	3- 2				
3- 2	0- 0	0- 0	HOME	0- 1	0- 0	3- 1				
0- 5	0- 0	0- 0	AWAY	0- 2	0- 3	0- 0				
0- 1	0- 0	0- 0	NEUTRAL	0- 0	0- 0	0- 1				
2- 12	0- 0	0- 0	CONFERENCE	0- 0	0- 1	2- 11				
1- 6	0- 0	0- 0	HOME	0- 0	0- 1	1- 5				
1- 6	0- 0	0- 0	AWAY	0- 0	0- 0	1- 6				
0- 0	0- 0	0- 0	NEUTRAL	0- 0	0- 0	0- 0				

RPI 1-25				RPI 26-50				RPI 51-100				RPI 101+				Team's RPI: 330	
RPI	S	Opponent	Score	RPI	S	Opponent	Score	RPI	S	Opponent	Score	RPI	S	Opponent	Score		
								71	H	Ohio	60	111	107	A	Southern Ill.	63	78
								90	A	Illinois	44	64	126	A	Ball St.	59	85
								94	A	Wright St.	68	75	134	A	Kennesaw St.	60	65
													146	H	UT Martin	85	95
													166	H	Belmont	68	79
													169	A	SIUE	52	78
													169	H	SIUE	69	78
													199	A	Jacksonville St.	73	78
													221	A	Morehead St.	63	64
													223	H	Tennessee St.	72	76
													230	H	Jacksonville	80	62
													244	H	Evansville	83	93
													247	H	Lipscomb	74	71
													253	A	Austin Peay	98	84
													270	H	Eastern Ky.	59	64
													287	N	Jackson St.	81	90
													302	A	Eastern Ill.	59	75
													302	H	Eastern Ill.	67	81
													309	A	Southeast Mo. St.	66	88
													309	H	Southeast Mo. St.	86	81
													335	A	Tennessee Tech	69	74
													342	H	Alabama A&M	102	81
LAST 12 Division I GAMES:																	
287	N	Jackson St.	81	90	146	H	UT Martin	85	95								
302	H	Eastern Ill.	67	81	302	A	Eastern Ill.	59	75								
309	A	Southeast Mo. St.	66	88	169	A	SIUE	52	78								
169	H	SIUE	69	78	270	H	Eastern Ky.	59	64								
253	A	Austin Peay	98	84	166	H	Belmont	68	79								
309	H	Southeast Mo. St.	86	81	223	H	Tennessee St.	72	76								

Non-Div I Games: Brescia 118 50 Blackburn 110 31

Murray St.

Loss, Non-Conf, S Site, H Home A Away N Neutral

Average RPI Win:	275	WON-LOST	WINNING	LAST 10	STRENGTH OF	OPP. STRENGTH	TEAM	ADJ.	CONF.	ADJ CONF.
Average RPI Loss:	210	RECORD	PCT. RANK	GAMES	SCHEDULE	OF SCHEDULE	RPI	RPI	RPI	RPI
DIV. I ONLY	3- 17	330	1- 3	265	325	331	331	27	27	
DIV. I NON-CONF.	1- 6	316	0- 0	119	228	286	286	27	27	
TOTALS	RPI 1-25	RPI 26-50	W-L RECORDS	RPI 51-100	RPI 101-150	RPI 150+				
3- 17	0- 0	0- 1	OVERALL	0- 1	0- 3	3- 12				
2- 5	0- 0	0- 1	HOME	0- 0	0- 0	2- 4				
1- 12	0- 0	0- 0	AWAY	0- 0	0- 0	1- 1				
0- 0	0- 0	0- 0	NEUTRAL	0- 0	0- 0	0- 0				
1- 6	0- 0	0- 1	NON-CONFERENCE	0- 1	0- 2	1- 2				
1- 1	0- 0	0- 1	HOME	0- 0	0- 0	1- 0				
0- 5	0- 0	0- 0	AWAY	0- 1	0- 2	0- 2				
0- 0	0- 0	0- 0	NEUTRAL	0- 0	0- 0	0- 0				
2- 11	0- 0	0- 0	CONFERENCE	0- 0	0- 1	2- 10				
1- 4	0- 0	0- 0	HOME	0- 0	0- 0	1- 4				
1- 7	0- 0	0- 0	AWAY	0- 0	0- 1	1- 6				
0- 0	0- 0	0- 0	NEUTRAL	0- 0	0- 0	0- 0				

RPI S	Opponent	Score	RPI S	Opponent	Score	RPI S	Opponent	Score	RPI S	Opponent	Score	Team's RPI: 331
30	H Mississippi St.	45 85	51	A Oklahoma St.	33 84	138	A Stephen F. Austin	56 76	139	A Tulsa	55 78	
						150	A Alabama	58 87	182	H Lamar	54 64	
						199	A Jacksonville St.	51 65	211	A McNeese St.	58 82	
						211	H McNeese St.	90 86	222	A Nicholls St.	40 56	
						265	A Central Ark.	44 50	265	H Central Ark.	46 53	
						268	A A&M-Corpus Christi	52 66	268	H A&M-Corpus Christi	46 58	
						275	A Grand Canyon	57 59	284	A Houston Baptist	45 63	
						291	H Sam Houston St.	59 75	300	H Kent St.	58 55	
						315	A Southeastern La.	76 64	339	A Incarnate Word	59 71	
LAST 12 Division I GAMES:												
339	A Incarnate Word	59 71	222	A Nicholls St.	40 56							
315	A Southeastern La.	76 64	268	H A&M-Corpus Christi	46 58							
268	A A&M-Corpus Christi	52 66	265	H Central Ark.	46 53							
265	A Central Ark.	44 50	284	A Houston Baptist	45 63							
211	H McNeese St.	90 86	138	A Stephen F. Austin	56 76							
211	A McNeese St.	58 82	291	H Sam Houston St.	59 75							

Non-Div I Games: West Ala. 54 66 Crowley's Ridge 87 54

New Orleans

■ Loss,
 ■ Non-Conf,
 ■ S Site,
 ■ Home
 ■ A Away
 N Neutral

Saint Peter's

Through Games Of Feb. 19, 2015

Average RPI Win:	271	WON-LOST	WINNING	LAST 10	STRENGTH OF	OPP. STRENGTH	TEAM	ADJ.	CONF.	ADJ CONF.
Average RPI Loss:	188	RECORD	PCT. RANK	GAMES	SCHEDULE	OF SCHEDULE	RPI	RPI	RPI	RPI
DIV. I ONLY	3- 23	340	2- 8	229	275	332	332	24	24	
DIV. I NON-CONF.	0- 9	339	0- 1	204	314	342	342	23	23	
TOTALS	RPI 1-25	RPI 26-50	W-L RECORDS	RPI 51-100	RPI 101-150	RPI 150+				
3- 23	0- 0	0- 3	OVERALL	0- 0	0- 3	3- 17				
2- 10	0- 0	0- 1	HOME	0- 0	0- 2	2- 7				
1- 12	0- 0	0- 0	AWAY	0- 0	0- 0	1- 2				
0- 1	0- 0	0- 0	NEUTRAL	0- 0	0- 0	0- 1				
0- 9	0- 0	0- 1	NON-CONFERENCE	0- 0	0- 2	0- 6				
0- 4	0- 0	0- 0	HOME	0- 0	0- 2	0- 2				
0- 4	0- 0	0- 1	AWAY	0- 0	0- 0	0- 3				
0- 1	0- 0	0- 0	NEUTRAL	0- 0	0- 0	0- 1				
3- 14	0- 0	0- 2	CONFERENCE	0- 0	0- 1	3- 11				
2- 6	0- 0	0- 1	HOME	0- 0	0- 0	2- 5				
1- 8	0- 0	0- 1	AWAY	0- 0	0- 1	1- 6				
0- 0	0- 0	0- 0	NEUTRAL	0- 0	0- 0	0- 0				

RPI 1-25			RPI 26-50			RPI 51-100			RPI 101+ Team's RPI: 332		
RPI	S	Opponent	Score	RPI	S	Opponent	Score	RPI	S	Opponent	Score
				32	A	Quinnipiac	52 82	104	H	Lehigh	58 70
				32	H	Quinnipiac	50 81	117	H	Yale	45 53
				44	A	Seton Hall	45 75	122	A	Marist	51 77
								171	A	Fairfield	46 57
								171	H	Fairfield	47 57
								176	A	Iona	43 77
								176	H	Iona	65 67
								185	A	Stony Brook	40 56
								187	H	Siena	40 65
								197	A	Navy	35 71
								213	H	Lafayette	34 49
								215	A	Niagara	40 73
								215	H	Niagara	65 58
								251	A	Canisius	50 75
								251	H	Canisius	45 57
								259	A	Monmouth	56 64
								259	H	Monmouth	52 67
								264	A	Loyola Maryland	49 59
								276	A	Rider	49 54
								276	H	Rider	50 49
								296	N	St. Francis Brooklyn	36 48
								322	A	Manhattan	68 58
								326	H	Fairleigh Dickinson	59 76
LAST 12 Division I GAMES:											
				32	A	Quinnipiac	52 82	215	H	Niagara	65 58
				259	A	Monmouth	56 64	276	A	Rider	49 54
				176	H	Iona	65 67	122	A	Marist	51 77
				322	A	Manhattan	68 58	171	H	Fairfield	47 57
				259	H	Monmouth	52 67	251	H	Canisius	45 57
				32	H	Quinnipiac	50 81	117	H	Yale	45 53

Non-Div I Games:

Saint Peter's

■ Loss,
 ■ Non-Conf,
 ■ S Site,
 ■ H Home
 ■ A Away
 N Neutral

Average RPI Win:	284	WON-LOST	WINNING	LAST 10	STRENGTH OF	OPP. STRENGTH	TEAM	ADJ.	CONF.	ADJ CONF.
Average RPI Loss:	171	RECORD	PCT. RANK	GAMES	SCHEDULE	OF SCHEDULE	RPI	RPI	RPI	RPI
DIV. I ONLY	3- 21	338	0- 10	248	163	333	333	17	17	
DIV. I NON-CONF.	3- 8	263	0- 0	331	195	335	335	17	17	
TOTALS	RPI 1-25	RPI 26-50	W-L RECORDS	RPI 51-100	RPI 101-150	RPI 150+				
3- 21	0- 1	0- 2	OVERALL	0- 1	0- 4	3- 13				
2- 12	0- 0	0- 1	HOME	0- 1	0- 3	2- 7				
0- 8	0- 1	0- 1	AWAY	0- 0	0- 1	0- 5				
1- 1	0- 0	0- 0	NEUTRAL	0- 0	0- 0	1- 1				
3- 8	0- 1	0- 0	NON-CONFERENCE	0- 0	0- 2	3- 5				
2- 5	0- 0	0- 0	HOME	0- 0	0- 2	2- 3				
0- 2	0- 1	0- 0	AWAY	0- 0	0- 0	0- 1				
1- 1	0- 0	0- 0	NEUTRAL	0- 0	0- 0	1- 1				
0- 13	0- 0	0- 2	CONFERENCE	0- 1	0- 2	0- 8				
0- 7	0- 0	0- 1	HOME	0- 1	0- 1	0- 4				
0- 6	0- 0	0- 1	AWAY	0- 0	0- 1	0- 4				
0- 0	0- 0	0- 0	NEUTRAL	0- 0	0- 0	0- 0				

RPI 1-25				RPI 26-50				RPI 51-100				RPI 101+				Team's RPI: 333	
RPI	S	Opponent	Score	RPI	S	Opponent	Score	RPI	S	Opponent	Score	RPI	S	Opponent	Score		
16	A	FGCU	49 97	33	A	Western Ky.	42 81	81	H	Southern Miss.	65 78	101	H	Cleveland St.	65 73		
				50	H	Middle Tenn.	60 75					110	H	Virginia	61 74		
												111	H	Louisiana Tech	56 79		
												132	A	Marshall	61 67		
												161	H	Old Dominion	67 80		
												167	H	Arizona	58 65		
												177	A	UTSA	56 74		
												191	H	Auburn	44 81		
												203	H	UAB	45 68		
												218	H	Charlotte	62 81		
												230	A	Jacksonville	64 76		
												231	A	Fla. Atlantic	63 77		
												231	H	Fla. Atlantic	63 79		
												243	A	UTEP	56 72		
												258	A	Rice	59 80		
												260	H	UCF	66 57		
												281	H	Bowling Green	68 55		
												307	N	Western Caro.	69 83		
												311	N	Wofford	83 75		
												335	H	Tennessee Tech	56 73		
LAST 12 Division I GAMES:																	
258	A	Rice	59 80	161	H	Old Dominion	67 80										
111	H	Louisiana Tech	56 79	231	A	Fla. Atlantic	63 77										
81	H	Southern Miss.	65 78	33	A	Western Ky.	42 81										
243	A	UTEP	56 72	132	A	Marshall	61 67										
177	A	UTSA	56 74	203	H	UAB	45 68										
218	H	Charlotte	62 81	50	H	Middle Tenn.	60 75										

Non-Div I Games:

FIU

■ Loss,
 ■ Non-Conf,
 S Site,
 ■ Home
 ■ Away
 N Neutral

Average RPI Win:	319	WON-LOST	WINNING	LAST 10	STRENGTH OF	OPP. STRENGTH	TEAM	ADJ.	CONF.	ADJ CONF.
Average RPI Loss:	222	RECORD	PCT. RANK	GAMES	SCHEDULE	OF SCHEDULE	RPI	RPI	RPI	RPI
DIV. I ONLY	7- 16	279	4- 6	344	337	334	334	31	31	
DIV. I NON-CONF.	2- 9	297	0- 1	300	297	325	325	29	29	
TOTALS	RPI 1-25	RPI 26-50	W-L RECORDS	RPI 51-100	RPI 101-150	RPI 150+				
7- 16	0- 0	0- 1	OVERALL	0- 1	0- 3	7- 11				
3- 6	0- 0	0- 0	HOME	0- 1	0- 1	3- 4				
2- 10	0- 0	0- 1	AWAY	0- 0	0- 2	2- 7				
2- 0	0- 0	0- 0	NEUTRAL	0- 0	0- 0	2- 0				
2- 9	0- 0	0- 1	NON-CONFERENCE	0- 0	0- 3	2- 5				
0- 2	0- 0	0- 0	HOME	0- 0	0- 1	0- 1				
0- 7	0- 0	0- 1	AWAY	0- 0	0- 2	0- 4				
2- 0	0- 0	0- 0	NEUTRAL	0- 0	0- 0	2- 0				
5- 7	0- 0	0- 0	CONFERENCE	0- 1	0- 0	5- 6				
3- 4	0- 0	0- 0	HOME	0- 1	0- 0	3- 3				
2- 3	0- 0	0- 0	AWAY	0- 0	0- 0	2- 3				
0- 0	0- 0	0- 0	NEUTRAL	0- 0	0- 0	0- 0				

RPI S	Opponent	Score	RPI S	Opponent	Score	RPI S	Opponent	Score	RPI S	Opponent	Score	Team's RPI: 334
47	A Miami (FL)	47 83	93	H Hampton	52 80	134	A Kennesaw St.	58 79	137	H Troy	59 65	
						150	A Alabama	44 60	183	A Mercer	47 61	
						204	H N.C. A&T	48 67	242	A SMU	46 77	
						256	A Southern U.	69 80	261	H Bethune-Cookman	57 70	
						272	H Norfolk St.	50 68	283	A South Carolina St.	55 50	
						285	H Alabama St.	49 64	291	N Sam Houston St.	69 67	
						292	A Morgan St.	50 57	304	N UNC Greensboro	70 64	
						315	A Southeastern La.	67 69	328	H UMES	64 54	
						337	A N.C. Central	48 59	337	H N.C. Central	65 58	
						338	A Coppin St.	65 70	344	H Howard	65 51	
						347	A Delaware St.	78 63				
LAST 12 Division I GAMES:												
337	H N.C. Central	65 58	344	H Howard	65 51							
204	H N.C. A&T	48 67	338	A Coppin St.	65 70							
347	A Delaware St.	78 63	292	A Morgan St.	50 57							
337	A N.C. Central	48 59	93	H Hampton	52 80							
261	H Bethune-Cookman	57 70	272	H Norfolk St.	50 68							
328	H UMES	64 54	183	A Mercer	47 61							

Non-Div I Games: Webber Int'l 52 41

Florida A&M

■ Loss,
 ■ Non-Conf, S Site,
 ■ Home
 ■ Away
 N Neutral

Average RPI Win:	305	WON-LOST	WINNING	LAST 10	STRENGTH OF	OPP. STRENGTH	TEAM	ADJ.	CONF.	ADJ CONF.
Average RPI Loss:	196	RECORD	PCT. RANK	GAMES	SCHEDULE	OF SCHEDULE	RPI	RPI	RPI	RPI
DIV. I ONLY	5- 21	313	1- 9	314	262	335	335	26	26	
DIV. I NON-CONF.	3- 10	287	0- 0	324	168	321	321	26	26	
TOTALS	RPI 1-25	RPI 26-50	W-L RECORDS	RPI 51-100	RPI 101-150	RPI 150+				
5- 21	0- 0	0- 1	OVERALL	0- 2	0- 1	5- 17				
3- 7	0- 0	0- 1	HOME	0- 1	0- 1	3- 4				
1- 13	0- 0	0- 0	AWAY	0- 1	0- 0	1- 12				
1- 1	0- 0	0- 0	NEUTRAL	0- 0	0- 0	1- 1				
3- 10	0- 0	0- 1	NON-CONFERENCE	0- 2	0- 0	3- 7				
1- 2	0- 0	0- 1	HOME	0- 1	0- 0	1- 0				
1- 7	0- 0	0- 0	AWAY	0- 1	0- 0	1- 6				
1- 1	0- 0	0- 0	NEUTRAL	0- 0	0- 0	1- 1				
2- 11	0- 0	0- 0	CONFERENCE	0- 0	0- 1	2- 10				
2- 5	0- 0	0- 0	HOME	0- 0	0- 1	2- 4				
0- 6	0- 0	0- 0	AWAY	0- 0	0- 0	0- 6				
0- 0	0- 0	0- 0	NEUTRAL	0- 0	0- 0	0- 0				

RPI 1-25				RPI 26-50				RPI 51-100				RPI 101+				Team's RPI: 335
RPI	S	Opponent	Score	RPI	S	Opponent	Score	RPI	S	Opponent	Score	RPI	S	Opponent	Score	
				50	H	Middle Tenn.	76 98					146	H	UT Martin	59 79	
								56	H	Georgia	51 74	165	A	Clemson	61 76	
								81	A	Southern Miss.	58 80	166	A	Belmont	53 59	
												169	A	SIUE	69 83	
												183	A	Mercer	67 73	
												199	A	Jacksonville St.	58 67	
												199	H	Jacksonville St.	54 70	
												204	N	N.C. A&T	49 54	
												205	A	Wake Forest	62 89	
												221	H	Morehead St.	54 64	
												223	A	Tennessee St.	64 67	
												223	H	Tennessee St.	57 66	
												235	A	Georgia St.	60 72	
												247	A	Lipscomb	53 72	
												253	H	Austin Peay	75 71	
												257	A	Valparaiso	61 79	
												270	H	Eastern Ky.	93 97	
												292	N	Morgan St.	62 56	
												302	A	Eastern Ill.	59 67	
												309	A	Southeast Mo. St.	66 68	
												318	H	South Ala.	70 66	
												330	H	Murray St.	74 69	
												333	A	FIU	73 56	
LAST 12 Division I GAMES:																
				199	A	Jacksonville St.	58 67					223	A	Tennessee St.	64 67	
				223	H	Tennessee St.	57 66					309	A	Southeast Mo. St.	66 68	
				199	H	Jacksonville St.	54 70					146	H	UT Martin	59 79	
				166	A	Belmont	53 59					253	H	Austin Peay	75 71	
				221	H	Morehead St.	54 64					330	H	Murray St.	74 69	
				270	H	Eastern Ky.	93 97					169	A	SIUE	69 83	

Non-Div I Games:

Tennessee Tech

■ Loss,
 ■ Non-Conf,
 ■ S Site,
 ■ H Home
 ■ A Away
 N Neutral

Average RPI Win:	0	WON-LOST	WINNING	LAST 10	STRENGTH OF	OPP. STRENGTH	TEAM	ADJ.	CONF.	ADJ CONF.
Average RPI Loss:	156	RECORD	PCT. RANK	GAMES	SCHEDULE	OF SCHEDULE	RPI	RPI	RPI	RPI
DIV. I ONLY	0- 24	349	0- 10	171	151	336	336	15	15	
DIV. I NON-CONF.	0- 13	339	0- 1	260	149	345	345	15	15	
TOTALS	RPI 1-25	RPI 26-50	W-L RECORDS	RPI 51-100	RPI 101-150	RPI 150+				
0- 24	0- 1	0- 0	OVERALL	0- 5	0- 7	0- 11				
0- 12	0- 0	0- 0	HOME	0- 4	0- 3	0- 5				
0- 12	0- 1	0- 0	AWAY	0- 1	0- 4	0- 6				
0- 0	0- 0	0- 0	NEUTRAL	0- 0	0- 0	0- 0				
0- 13	0- 1	0- 0	NON-CONFERENCE	0- 3	0- 1	0- 8				
0- 6	0- 0	0- 0	HOME	0- 3	0- 0	0- 3				
0- 7	0- 1	0- 0	AWAY	0- 0	0- 1	0- 5				
0- 0	0- 0	0- 0	NEUTRAL	0- 0	0- 0	0- 0				
0- 11	0- 0	0- 0	CONFERENCE	0- 2	0- 6	0- 3				
0- 6	0- 0	0- 0	HOME	0- 1	0- 3	0- 2				
0- 5	0- 0	0- 0	AWAY	0- 1	0- 3	0- 1				
0- 0	0- 0	0- 0	NEUTRAL	0- 0	0- 0	0- 0				

RPI 1-25				RPI 26-50				RPI 51-100				RPI 101+				Team's RPI: 336
RPI	S	Opponent	Score	RPI	S	Opponent	Score	RPI	S	Opponent	Score	RPI	S	Opponent	Score	
21	A	Stanford	34 90					61	H	LSU	45 78	106	A	Long Beach St.	38 68	
								67	H	Washington St.	55 81	106	H	Long Beach St.	44 81	
								87	A	Hawaii	43 60	109	A	CSUN	48 84	
								97	H	Army	39 61	109	H	CSUN	21 60	
								100	H	UC Davis	54 60	129	A	Bakersfield	64 74	
												131	A	UC Riverside	74 89	
												131	H	UC Riverside	65 71	
												153	H	Cal Poly	41 56	
												167	A	Arizona	34 61	
												192	A	Cal St. Fullerton	50 54	
												196	H	Santa Clara	33 47	
												201	H	Idaho	44 47	
												216	H	Pepperdine	44 66	
												225	A	San Diego St.	58 64	
												269	H	UC Irvine	58 61	
												273	A	Northern Ariz.	49 67	
												278	A	Nevada	58 71	
												324	A	Seattle	46 66	
LAST 12 Division I GAMES:																
131	H	UC Riverside	65 71	192	A	Cal St. Fullerton	50 54									
109	H	CSUN	21 60	131	A	UC Riverside	74 89									
106	A	Long Beach St.	38 68	106	H	Long Beach St.	44 81									
87	A	Hawaii	43 60	109	A	CSUN	48 84									
100	H	UC Davis	54 60	153	H	Cal Poly	41 56									
269	H	UC Irvine	58 61	129	A	Bakersfield	64 74									

Non-Div I Games:

UC Santa Barbara

■ Loss,
 ■ Non-Conf,
 ■ S Site,
 ■ H Home
 ■ A Away
 N Neutral

N.C. Central

Through Games Of Feb. 19, 2015

Average RPI Win:	322	WON-LOST	WINNING	LAST 10	STRENGTH OF	OPP. STRENGTH	TEAM	ADJ.	CONF.	ADJ CONF.
Average RPI Loss:	226	RECORD	PCT. RANK	GAMES	SCHEDULE	OF SCHEDULE	RPI	RPI	RPI	RPI
DIV. I ONLY	6- 17	293	4- 6	336	336	337	337	31	31	
DIV. I NON-CONF.	2- 9	297	0- 1	259	299	320	320	29	29	
TOTALS	RPI 1-25	RPI 26-50	W-L RECORDS	RPI 51-100	RPI 101-150	RPI 150+				
6- 17	0- 1	0- 1	OVERALL	0- 1	0- 0	6- 14				
5- 4	0- 0	0- 0	HOME	0- 0	0- 0	5- 4				
1- 13	0- 1	0- 1	AWAY	0- 1	0- 0	1- 10				
0- 0	0- 0	0- 0	NEUTRAL	0- 0	0- 0	0- 0				
2- 9	0- 1	0- 1	NON-CONFERENCE	0- 0	0- 0	2- 7				
1- 3	0- 0	0- 0	HOME	0- 0	0- 0	1- 3				
1- 6	0- 1	0- 1	AWAY	0- 0	0- 0	1- 4				
0- 0	0- 0	0- 0	NEUTRAL	0- 0	0- 0	0- 0				
4- 8	0- 0	0- 0	CONFERENCE	0- 1	0- 0	4- 7				
4- 1	0- 0	0- 0	HOME	0- 0	0- 0	4- 1				
0- 7	0- 0	0- 0	AWAY	0- 1	0- 0	0- 6				
0- 0	0- 0	0- 0	NEUTRAL	0- 0	0- 0	0- 0				

RPI 1-25				RPI 26-50				RPI 51-100				RPI 101+ Team's RPI: 337			
RPI	S	Opponent	Score	RPI	S	Opponent	Score	RPI	S	Opponent	Score	RPI	S	Opponent	Score
4	A	South Carolina	26 90	29	A	Syracuse	25 70	93	A	Hampton	36 75	172	H	Savannah St.	61 82
												204	A	N.C. A&T	33 58
												206	A	Virginia Tech	44 80
												210	H	Winthrop	63 71
												219	A	Campbell	60 65
												239	H	Presbyterian	33 45
												261	A	Bethune-Cookman	57 71
												272	A	Norfolk St.	58 82
												283	H	South Carolina St.	56 54
												289	A	Gardner-Webb	53 73
												307	A	Western Caro.	64 59
												311	H	Wofford	55 69
												320	A	Coastal Caro.	52 67
												325	H	UNC Asheville	55 52
												328	A	UMES	61 71
												334	A	Florida A&M	58 65
												334	H	Florida A&M	59 48
												338	H	Coppin St.	59 58
												344	A	Howard	65 70
												347	H	Delaware St.	66 59
LAST 12 Division I GAMES:															
334	A	Florida A&M	58 65	93	A	Hampton	36 75								
261	A	Bethune-Cookman	57 71	272	A	Norfolk St.	58 82								
204	A	N.C. A&T	33 58	172	H	Savannah St.	61 82								
334	H	Florida A&M	59 48	283	H	South Carolina St.	56 54								
347	H	Delaware St.	66 59	311	H	Wofford	55 69								
338	H	Coppin St.	59 58	239	H	Presbyterian	33 45								

Non-Div I Games: Bluefield St. 63 66

N.C. Central

Loss, Non-Conf, S Site, H Home A Away N Neutral

Average RPI Win:	324	WON-LOST	WINNING	LAST 10	STRENGTH OF	OPP. STRENGTH	TEAM	ADJ.	CONF.	ADJ CONF.
Average RPI Loss:	197	RECORD	PCT. RANK	GAMES	SCHEDULE	OF SCHEDULE	RPI	RPI	RPI	RPI
DIV. I ONLY	4- 18	318	3- 7	324	295	338	338	31	31	
DIV. I NON-CONF.	0- 10	339	0- 0	128	57	318	318	29	29	
TOTALS	RPI 1-25	RPI 26-50	W-L RECORDS	RPI 51-100	RPI 101-150	RPI 150+				
4- 18	0- 1	0- 1	OVERALL	0- 3	0- 1	4- 12				
2- 7	0- 1	0- 0	HOME	0- 0	0- 1	2- 5				
2- 11	0- 0	0- 1	AWAY	0- 3	0- 0	2- 7				
0- 0	0- 0	0- 0	NEUTRAL	0- 0	0- 0	0- 0				
0- 10	0- 1	0- 1	NON-CONFERENCE	0- 3	0- 1	0- 4				
0- 3	0- 1	0- 0	HOME	0- 0	0- 1	0- 1				
0- 7	0- 0	0- 1	AWAY	0- 3	0- 0	0- 3				
0- 0	0- 0	0- 0	NEUTRAL	0- 0	0- 0	0- 0				
4- 8	0- 0	0- 0	CONFERENCE	0- 0	0- 0	4- 8				
2- 4	0- 0	0- 0	HOME	0- 0	0- 0	2- 4				
2- 4	0- 0	0- 0	AWAY	0- 0	0- 0	2- 4				
0- 0	0- 0	0- 0	NEUTRAL	0- 0	0- 0	0- 0				

RPI 1-25			RPI 26-50			RPI 51-100			RPI 101+			Team's RPI: 338
RPI	S	Opponent	Score	RPI	S	Opponent	Score	RPI	S	Opponent	Score	Score
5	H	Maryland	51 110	47	A	Miami (FL)	54 70	56	A	Georgia	29 49	125 H VCU 52 63
								68	A	West Virginia	43 83	170 H Robert Morris 58 75
								75	A	North Carolina St.	61 81	172 H Savannah St. 56 63
												204 A N.C. A&T 49 67
												205 A Wake Forest 54 65
												261 H Bethune-Cookman 58 61
												272 A Norfolk St. 58 56
												274 A UMBC 65 78
												283 H South Carolina St. 58 68
												292 H Morgan St. 53 62
												297 A Mt. St. Mary's 65 81
												328 A UMES 58 66
												334 H Florida A&M 70 65
												337 A N.C. Central 58 59
												344 A Howard 66 68
												344 H Howard 75 61
												347 A Delaware St. 80 62
LAST 12 Division I GAMES:												
347	A	Delaware St.	80 62	204	A	N.C. A&T	49 67					
344	H	Howard	75 61	337	A	N.C. Central	58 59					
172	H	Savannah St.	56 63	334	H	Florida A&M	70 65					
283	H	South Carolina St.	58 68	261	H	Bethune-Cookman	58 61					
292	H	Morgan St.	53 62	344	A	Howard	66 68					
328	A	UMES	58 66	272	A	Norfolk St.	58 56					

Non-Div I Games: Virginia Union 68 54

Coppin St.

■ Loss,
 ■ Non-Conf,
 ■ S Site,
 ■ H Home
 ■ A Away
 N Neutral

Average RPI Win:	303	WON-LOST	WINNING	LAST 10	STRENGTH OF	OPP. STRENGTH	TEAM	ADJ.	CONF.	ADJ CONF.
Average RPI Loss:	209	RECORD	PCT. RANK	GAMES	SCHEDULE	OF SCHEDULE	RPI	RPI	RPI	RPI
DIV. I ONLY	3- 17	330	1- 9	302	298	339	339	27	27	
DIV. I NON-CONF.	1- 6	316	0- 0	255	145	296	296	27	27	
TOTALS	RPI 1-25	RPI 26-50	W-L RECORDS	RPI 51-100	RPI 101-150	RPI 150+				
3- 17	0- 0	0- 0	OVERALL	0- 2	0- 2	3- 13				
2- 5	0- 0	0- 0	HOME	0- 0	0- 1	2- 4				
1- 11	0- 0	0- 0	AWAY	0- 0	0- 0	1- 0				
0- 1	0- 0	0- 0	NEUTRAL	0- 1	0- 0	0- 0				
1- 6	0- 0	0- 0	NON-CONFERENCE	0- 2	0- 1	1- 3				
0- 1	0- 0	0- 0	HOME	0- 0	0- 0	0- 1				
1- 4	0- 0	0- 0	AWAY	0- 1	0- 1	1- 2				
0- 1	0- 0	0- 0	NEUTRAL	0- 1	0- 0	0- 0				
2- 11	0- 0	0- 0	CONFERENCE	0- 0	0- 1	2- 10				
2- 4	0- 0	0- 0	HOME	0- 0	0- 1	2- 3				
0- 7	0- 0	0- 0	AWAY	0- 0	0- 0	0- 7				
0- 0	0- 0	0- 0	NEUTRAL	0- 0	0- 0	0- 0				

RPI S	Opponent	Score	RPI S	Opponent	Score	RPI S	Opponent	Score	RPI S	Opponent	Score
						83 N	Fordham	42 74	138 H	Stephen F. Austin	47 64
						92 A	Kansas	46 68	147 A	Indiana	49 85
									177 A	UTSA	31 57
									182 H	Lamar	45 67
									211 H	McNeese St.	101 104
									217 A	Tex.-Pan American	61 65
									220 A	Northwestern St.	51 73
									222 A	Nicholls St.	34 67
									222 H	Nicholls St.	58 69
									254 A	Abilene Christian	54 78
									262 A	Houston	50 48
									265 A	Central Ark.	49 58
									268 A	A&M-Corpus Christi	54 63
									275 H	Grand Canyon	67 72
									284 A	Houston Baptist	64 67
									291 A	Sam Houston St.	55 59
									315 H	Southeastern La.	82 70
									331 H	New Orleans	71 59
LAST 12 Division I GAMES:											
284 A	Houston Baptist	64 67	268 A	A&M-Corpus Christi	54 63						
265 A	Central Ark.	49 58	254 A	Abilene Christian	54 78						
138 H	Stephen F. Austin	47 64	211 H	McNeese St.	101 104						
182 H	Lamar	45 67	315 H	Southeastern La.	82 70						
222 H	Nicholls St.	58 69	220 A	Northwestern St.	51 73						
222 A	Nicholls St.	34 67	331 H	New Orleans	71 59						

Non-Div I Games: St. Thomas (TX) 64 49 Texas Wesleyan 66 74 Our Lady Of The Lak92 104 Texas Lutheran 62 41

Incarnate Word

Loss, Non-Conf, S Site, H Home A Away N Neutral

UMKC				Through Games Of Feb. 19, 2015						
Average RPI Win:	331	WON-LOST	WINNING	LAST 10	STRENGTH OF	OPP. STRENGTH	TEAM	ADJ.	CONF.	ADJ CONF.
Average RPI Loss:	221	RECORD	PCT. RANK	GAMES	SCHEDULE	OF SCHEDULE	RPI	RPI	RPI	RPI
DIV. I ONLY	6- 17	293	4- 6	342	334	340	340	30	30	
DIV. I NON-CONF.	2- 11	314	0- 2	336	342	346	346	30	30	
<hr/>										
TOTALS	RPI 1-25	RPI 26-50	W-L RECORDS	RPI 51-100	RPI 101-150	RPI 150+				
6- 17	0- 0	0- 0	OVERALL	0- 1	0- 2	6- 14				
4- 7	0- 0	0- 0	HOME	0- 0	0- 0	4- 7				
2- 10	0- 0	0- 0	AWAY	0- 1	0- 2	2- 7				
0- 0	0- 0	0- 0	NEUTRAL	0- 0	0- 0	0- 0				
2- 11	0- 0	0- 0	NON-CONFERENCE	0- 1	0- 1	2- 9				
1- 5	0- 0	0- 0	HOME	0- 0	0- 0	1- 5				
1- 6	0- 0	0- 0	AWAY	0- 1	0- 1	1- 4				
0- 0	0- 0	0- 0	NEUTRAL	0- 0	0- 0	0- 0				
4- 6	0- 0	0- 0	CONFERENCE	0- 0	0- 1	4- 5				
3- 2	0- 0	0- 0	HOME	0- 0	0- 0	3- 2				
1- 4	0- 0	0- 0	AWAY	0- 0	0- 1	1- 3				
0- 0	0- 0	0- 0	NEUTRAL	0- 0	0- 0	0- 0				

RPI 1-25				RPI 26-50				RPI 51-100				RPI 101+				Team's RPI: 340	
RPI	S	Opponent	Score	RPI	S	Opponent	Score	RPI	S	Opponent	Score	RPI	S	Opponent	Score		
								60	A	Kansas St.	36	65	129	A	Bakersfield	67	70
	</																

Non-Div I Games: Rockhurst 60 65 William Jewell 51 59

Average RPI Win:	326	WON-LOST	WINNING	LAST 10	STRENGTH OF	OPP. STRENGTH	TEAM	ADJ.	CONF.	ADJ CONF.
Average RPI Loss:	211	RECORD	PCT. RANK	GAMES	SCHEDULE	OF SCHEDULE	RPI	RPI	RPI	RPI
DIV. I ONLY	3- 18	333	1- 9	291	347	341	341	32	32	
DIV. I NON-CONF.	0- 8	339	0- 0	42	124	283	283	31	31	
TOTALS	RPI 1-25	RPI 26-50	W-L RECORDS	RPI 51-100	RPI 101-150	RPI 150+				
3- 18	0- 0	0- 2	OVERALL	0- 2	0- 1	3- 13				
2- 5	0- 0	0- 0	HOME	0- 0	0- 0	2- 5				
1- 13	0- 0	0- 0	AWAY	0- 0	0- 0	1- 0				
0- 0	0- 0	0- 0	NEUTRAL	0- 0	0- 0	0- 0				
0- 8	0- 0	0- 2	NON-CONFERENCE	0- 2	0- 1	0- 3				
0- 0	0- 0	0- 0	HOME	0- 0	0- 0	0- 0				
0- 8	0- 0	0- 2	AWAY	0- 2	0- 1	0- 3				
0- 0	0- 0	0- 0	NEUTRAL	0- 0	0- 0	0- 0				
3- 10	0- 0	0- 0	CONFERENCE	0- 0	0- 0	3- 10				
2- 5	0- 0	0- 0	HOME	0- 0	0- 0	2- 5				
1- 5	0- 0	0- 0	AWAY	0- 0	0- 0	1- 5				
0- 0	0- 0	0- 0	NEUTRAL	0- 0	0- 0	0- 0				

RPI S	Opponent	Score	RPI S	Opponent	Score	RPI S	Opponent	Score	RPI S	Opponent	Score	Team's RPI: 341
30	A Mississippi St.	26 83	51	A Oklahoma St.	45 90	150	A Alabama	27 71				
46	A Iowa St.	56 82	55	A Wichita St.	26 55	181	A Xavier	52 89				
						189	H Texas Southern	45 74				
						203	A UAB	56 65				
						224	H Prairie View	66 83				
						256	A Southern U.	42 69				
						256	H Southern U.	47 72				
						270	A Cincinnati	57 73				
						285	A Alabama St.	54 62				
						285	H Alabama St.	53 64				
						287	A Jackson St.	57 49				
						310	A Grambling	56 75				
						329	A Alcorn	39 45				
						329	H Alcorn	49 51				
						342	A Alabama A&M	48 72				
						342	H Alabama A&M	70 69				
						348	H Mississippi Val.	65 47				
LAST 12 Division I GAMES:												
329	H Alcorn	49 51	224	H Prairie View	66 83							
256	H Southern U.	47 72	189	H Texas Southern	45 74							
342	A Alabama A&M	48 72	329	A Alcorn	39 45							
285	A Alabama St.	54 62	256	A Southern U.	42 69							
287	A Jackson St.	57 49	342	H Alabama A&M	70 69							
310	A Grambling	56 75	285	H Alabama St.	53 64							

Non-Div I Games: Philander Smith 76 62 Lane 83 54 Talladega 66 70

Ark.-Pine Bluff

Average RPI Win:	294	WON-LOST	WINNING	LAST 10	STRENGTH OF	OPP. STRENGTH	TEAM	ADJ.	CONF.	ADJ CONF.
Average RPI Loss:	224	RECORD	PCT. RANK	GAMES	SCHEDULE	OF SCHEDULE	RPI	RPI	RPI	RPI
DIV. I ONLY	6- 17	293	4- 6	337	346	342	342	32	32	
DIV. I NON-CONF.	1- 10	329	0- 0	180	305	328	328	31	31	
TOTALS	RPI 1-25	RPI 26-50	W-L RECORDS	RPI 51-100	RPI 101-150	RPI 150+				
6- 17	0- 0	0- 1	OVERALL	0- 0	1- 4	5- 12				
5- 6	0- 0	0- 0	HOME	0- 0	1- 2	4- 4				
1- 11	0- 0	0- 1	AWAY	0- 0	0- 2	1- 8				
0- 0	0- 0	0- 0	NEUTRAL	0- 0	0- 0	0- 0				
1- 10	0- 0	0- 1	NON-CONFERENCE	0- 0	1- 4	0- 5				
1- 3	0- 0	0- 0	HOME	0- 0	1- 2	0- 1				
0- 7	0- 0	0- 1	AWAY	0- 0	0- 2	0- 4				
0- 0	0- 0	0- 0	NEUTRAL	0- 0	0- 0	0- 0				
5- 7	0- 0	0- 0	CONFERENCE	0- 0	0- 0	5- 7				
4- 3	0- 0	0- 0	HOME	0- 0	0- 0	4- 3				
1- 4	0- 0	0- 0	AWAY	0- 0	0- 0	1- 4				
0- 0	0- 0	0- 0	NEUTRAL	0- 0	0- 0	0- 0				

RPI 1-25			RPI 26-50			RPI 51-100			RPI 101+			Team's RPI: 342
RPI	S	Opponent	Score	RPI	S	Opponent	Score	RPI	S	Opponent	Score	
				33	A	Western Ky.	44 96					
								103	A	Ole Miss	47 71	
								111	H	Louisiana Tech	68 70	
								115	H	East Tenn. St.	64 88	
								134	H	Kennesaw St.	73 66	
								150	A	Alabama	44 75	
								189	A	Texas Southern	54 67	
								190	A	Samford	50 61	
								224	A	Prairie View	64 81	
								256	H	Southern U.	55 77	
								270	H	Eastern Ky.	56 62	
								283	A	South Carolina St.	62 69	
								285	A	Alabama St.	52 64	
								285	H	Alabama St.	59 50	
								287	H	Jackson St.	71 75	
								309	A	Southeast Mo. St.	38 66	
								310	H	Grambling	59 56	
								329	H	Alcorn	55 58	
								330	A	Murray St.	81 102	
								341	A	Ark.-Pine Bluff	69 70	
								341	H	Ark.-Pine Bluff	72 48	
								348	A	Mississippi Val.	63 58	
								348	H	Mississippi Val.	71 51	
LAST 12 Division I GAMES:												
				285	A	Alabama St.	52 64	256	H	Southern U.	55 77	
				341	H	Ark.-Pine Bluff	72 48	285	H	Alabama St.	59 50	
				348	H	Mississippi Val.	71 51	341	A	Ark.-Pine Bluff	69 70	
				189	A	Texas Southern	54 67	348	A	Mississippi Val.	63 58	
				224	A	Prairie View	64 81	310	H	Grambling	59 56	
				329	H	Alcorn	55 58	287	H	Jackson St.	71 75	

Non-Div I Games:

Alabama A&M

■ Loss,
 ■ Non-Conf, S Site,
 ■ Home
 ■ Away
 N Neutral

Average RPI Win:	318	WON-LOST	WINNING	LAST 10	STRENGTH OF	OPP. STRENGTH	TEAM	ADJ.	CONF.	ADJ CONF.
Average RPI Loss:	213	RECORD	PCT. RANK	GAMES	SCHEDULE	OF SCHEDULE	RPI	RPI	RPI	RPI
DIV. I ONLY	2- 20	342	1- 8	268	339	343	343	30	30	
DIV. I NON-CONF.	1- 11	338	0- 1	230	331	330	330	30	30	
TOTALS	RPI 1-25	RPI 26-50	W-L RECORDS	RPI 51-100	RPI 101-150	RPI 150+				
2- 20	0- 0	0- 1	OVERALL	0- 3	0- 2	2- 14				
1- 10	0- 0	0- 1	HOME	0- 2	0- 1	1- 6				
1- 10	0- 0	0- 0	AWAY	0- 0	0- 0	1- 0				
0- 0	0- 0	0- 0	NEUTRAL	0- 0	0- 0	0- 0				
1- 11	0- 0	0- 1	NON-CONFERENCE	0- 3	0- 0	1- 7				
0- 6	0- 0	0- 1	HOME	0- 2	0- 0	0- 3				
1- 5	0- 0	0- 0	AWAY	0- 1	0- 0	1- 4				
0- 0	0- 0	0- 0	NEUTRAL	0- 0	0- 0	0- 0				
1- 9	0- 0	0- 0	CONFERENCE	0- 0	0- 2	1- 7				
1- 4	0- 0	0- 0	HOME	0- 0	0- 1	1- 3				
0- 5	0- 0	0- 0	AWAY	0- 0	0- 1	0- 4				
0- 0	0- 0	0- 0	NEUTRAL	0- 0	0- 0	0- 0				

RPI S	Opponent	Score	RPI S	Opponent	Score	RPI S	Opponent	Score	RPI S	Opponent	Score	Team's RPI: 343
			35 H Northwestern		48 102	57 H DePaul		34 87	129 A Bakersfield		58 83	
						85 H Western Mich.		43 73	129 H Bakersfield		57 83	
						94 A Wright St.		40 81	152 A New Mexico St.		53 70	
									214 A Ill.-Chicago		44 70	
									217 A Tex.-Pan American		57 66	
									217 H Tex.-Pan American		60 75	
									234 H Western Ill.		55 90	
									236 A Oakland		40 66	
									275 H Grand Canyon		51 76	
									280 A Milwaukee		47 69	
									287 H Jackson St.		60 70	
									299 H IPFW		62 79	
									308 A NJIT		48 59	
									313 A Bradley		62 59	
									323 H Utah Valley		60 55	
									324 A Seattle		51 75	
									340 A UMKC		46 77	
									340 H UMKC		59 65	
LAST 12 Division I GAMES:												
129 H Bakersfield		57 83	129 A Bakersfield		58 83							
340 A UMKC		46 77	324 A Seattle		51 75							
217 A Tex.-Pan American		57 66	340 H UMKC		59 65							
152 A New Mexico St.		53 70	217 H Tex.-Pan American		60 75							
275 H Grand Canyon		51 76	308 A NJIT		48 59							
323 H Utah Valley		60 55	94 A Wright St.		40 81							

Non-Div I Games: Ind.-Northwest 78 56 St. Joseph's (IN) 61 58

Chicago St.

Average RPI Win: 334	WON-LOST	WINNING	LAST 10	STRENGTH OF	OPP. STRENGTH	TEAM	ADJ.	CONF.	ADJ CONF.
Average RPI Loss: 194	RECORD	PCT. RANK	GAMES	SCHEDULE	OF SCHEDULE	RPI	RPI	RPI	RPI
DIV. I ONLY	3- 22	339	0- 6	297	293	344	344	31	31
DIV. I NON-CONF.	0- 13	339	0- 2	100	120	312	312	29	29
TOTALS	RPI 1-25	RPI 26-50	W-L RECORDS	RPI 51-100	RPI 101-150	RPI 150+			
3- 22	0- 1	0- 3	OVERALL	0- 2	0- 1	3- 15			
3- 6	0- 0	0- 1	HOME	0- 0	0- 0	3- 5			
0- 14	0- 0	0- 0	AWAY	0- 0	0- 0	0- 1			
0- 2	0- 0	0- 0	NEUTRAL	0- 0	0- 0	0- 2			
0- 13	0- 1	0- 3	NON-CONFERENCE	0- 1	0- 1	0- 7			
0- 3	0- 0	0- 1	HOME	0- 0	0- 0	0- 2			
0- 8	0- 1	0- 2	AWAY	0- 1	0- 1	0- 3			
0- 2	0- 0	0- 0	NEUTRAL	0- 0	0- 0	0- 2			
3- 9	0- 0	0- 0	CONFERENCE	0- 1	0- 0	3- 8			
3- 3	0- 0	0- 0	HOME	0- 0	0- 0	3- 3			
0- 6	0- 0	0- 0	AWAY	0- 1	0- 0	0- 5			
0- 0	0- 0	0- 0	NEUTRAL	0- 0	0- 0	0- 0			

RPI 1-25				RPI 26-50				RPI 51-100				RPI 101+ Team's RPI: 344			
RPI	S	Opponent	Score	RPI	S	Opponent	Score	RPI	S	Opponent	Score	RPI	S	Opponent	Score
15	A	North Carolina	49 83	45	A	St. Mary's (CA)	55 80	93	A	Hampton	61 80	110	A	Virginia	53 74
				46	A	Iowa St.	44 90	96	A	Cornell	56 75	151	H	Temple	48 78
				49	H	Duquesne	63 89					161	A	Old Dominion	54 75
												178	A	La Salle	64 65
												204	H	N.C. A&T	69 80
												208	N	Wyoming	53 67
												209	H	New Hampshire	68 78
												229	N	Brown	68 80
												261	A	Bethune-Cookman	53 61
												272	A	Norfolk St.	71 90
												292	H	Morgan St.	64 77
												312	A	LIU Brooklyn	74 83
												328	A	UMES	54 61
												328	H	UMES	92 90
												334	A	Florida A&M	51 65
												337	H	N.C. Central	70 65
												338	A	Coppin St.	61 75
												338	H	Coppin St.	68 66
												347	H	Delaware St.	50 58
LAST 12 Division I GAMES:															
229	N	Brown	68 80	328	H	UMES	92 90								
178	A	La Salle	64 65	292	H	Morgan St.	64 77								
328	A	UMES	54 61	261	A	Bethune-Cookman	53 61								
338	A	Coppin St.	61 75	334	A	Florida A&M	51 65								
93	A	Hampton	61 80	347	H	Delaware St.	50 58								
272	A	Norfolk St.	71 90	338	H	Coppin St.	68 66								

Non-Div I Games:

Howard

■ Loss,
 ■ Non-Conf,
 ■ S Site,
 ■ Home
 ■ A Away
 N Neutral

Average RPI Win:	272	WON-LOST	WINNING	LAST 10	STRENGTH OF	OPP. STRENGTH	TEAM	ADJ.	CONF.	ADJ CONF.
Average RPI Loss:	202	RECORD	PCT. RANK	GAMES	SCHEDULE	OF SCHEDULE	RPI	RPI	RPI	RPI
DIV. I ONLY	2- 23	344	1- 9	264	294	345	345	22	22	
DIV. I NON-CONF.	1- 10	329	0- 0	245	344	341	341	19	19	
TOTALS	RPI 1-25	RPI 26-50	W-L RECORDS	RPI 51-100	RPI 101-150	RPI 150+				
2- 23	0- 0	0- 0	OVERALL	0- 2	0- 5	2- 16				
2- 9	0- 0	0- 0	HOME	0- 0	0- 2	2- 7				
0- 14	0- 0	0- 0	AWAY	0- 2	0- 3	0- 9				
0- 0	0- 0	0- 0	NEUTRAL	0- 0	0- 0	0- 0				
1- 10	0- 0	0- 0	NON-CONFERENCE	0- 1	0- 1	1- 8				
1- 3	0- 0	0- 0	HOME	0- 0	0- 0	1- 3				
0- 7	0- 0	0- 0	AWAY	0- 1	0- 1	0- 5				
0- 0	0- 0	0- 0	NEUTRAL	0- 0	0- 0	0- 0				
1- 13	0- 0	0- 0	CONFERENCE	0- 1	0- 4	1- 8				
1- 6	0- 0	0- 0	HOME	0- 0	0- 2	1- 4				
0- 7	0- 0	0- 0	AWAY	0- 1	0- 2	0- 4				
0- 0	0- 0	0- 0	NEUTRAL	0- 0	0- 0	0- 0				

RPI S	Opponent	Score	RPI S	Opponent	Score	RPI S	Opponent	Score	RPI S	Opponent	Score	Team's RPI: 345
						69	A Colorado St.	42 62	129	A Bakersfield	56 96	
						97	A Army	35 79	130	A New Mexico	46 69	
									130	H New Mexico	47 70	
									149	A Boise St.	54 81	
									149	H Boise St.	69 88	
									169	A SIUE	51 86	
									174	A Northern Colo.	35 76	
									196	H Santa Clara	64 85	
									208	A Wyoming	51 74	
									225	A San Diego St.	47 70	
									225	H San Diego St.	65 74	
									227	A UNLV	61 82	
									227	H UNLV	79 91	
									233	H Southern Utah	57 73	
									246	H Weber St.	53 71	
									248	A San Jose St.	64 91	
									248	H San Jose St.	83 80	
									254	A Abilene Christian	44 80	
									266	H Utah St.	53 69	
									278	H Nevada	53 76	
									295	H Omaha	65 57	
									301	A Denver	66 107	
									323	A Utah Valley	44 58	
LAST 12 Division I GAMES:												
227	A UNLV	61 82	149	A Boise St.	54 81							
149	H Boise St.	69 88	225	A San Diego St.	47 70							
208	A Wyoming	51 74	266	H Utah St.	53 69							
130	A New Mexico	46 69	130	H New Mexico	47 70							
227	H UNLV	79 91	69	A Colorado St.	42 62							
248	H San Jose St.	83 80	248	A San Jose St.	64 91							

Non-Div I Games:

Air Force

■ Loss,
■ Non-Conf,
■ S Site,
■ H Home
■ A Away
N Neutral

Average RPI Win:	319	WON-LOST	WINNING	LAST 10	STRENGTH OF	OPP. STRENGTH	TEAM	ADJ.	CONF.	ADJ CONF.
Average RPI Loss:	206	RECORD	PCT. RANK	GAMES	SCHEDULE	OF SCHEDULE	RPI	RPI	RPI	RPI
DIV. I ONLY	3- 24	341	1- 9	285	307	346	346	29	29	
DIV. I NON-CONF.	0- 9	339	0- 0	318	52	348	348	32	32	
TOTALS	RPI 1-25	RPI 26-50	W-L RECORDS	RPI 51-100	RPI 101-150	RPI 150+				
3- 24	0- 0	0- 0	OVERALL	0- 3	0- 1	3- 20				
3- 8	0- 0	0- 0	HOME	0- 1	0- 0	3- 7				
0- 16	0- 0	0- 0	AWAY	0- 1	0- 0	0- 2				
0- 0	0- 0	0- 0	NEUTRAL	0- 0	0- 0	0- 0				
0- 9	0- 0	0- 0	NON-CONFERENCE	0- 1	0- 1	0- 7				
0- 2	0- 0	0- 0	HOME	0- 0	0- 0	0- 2				
0- 7	0- 0	0- 0	AWAY	0- 1	0- 1	0- 5				
0- 0	0- 0	0- 0	NEUTRAL	0- 0	0- 0	0- 0				
3- 15	0- 0	0- 0	CONFERENCE	0- 2	0- 0	3- 13				
3- 6	0- 0	0- 0	HOME	0- 1	0- 0	3- 5				
0- 9	0- 0	0- 0	AWAY	0- 1	0- 0	0- 8				
0- 0	0- 0	0- 0	NEUTRAL	0- 0	0- 0	0- 0				

RPI S	Opponent	Score	RPI S	Opponent	Score	RPI S	Opponent	Score	RPI S	Opponent	Score	Team's RPI: 346
						86	A Liberty	48 70	110	A Virginia	49 91	
						86	H Liberty	60 65	155	A Florida	46 91	
						91	A Richmond	50 80	165	A Clemson	56 72	
									168	A William & Mary	55 90	
									193	A High Point	60 81	
									193	H High Point	63 77	
									202	A Radford	45 55	
									202	H Radford	60 78	
									205	A Wake Forest	60 64	
									206	A Virginia Tech	42 74	
									210	A Winthrop	48 81	
									210	H Winthrop	62 63	
									219	A Campbell	56 68	
									219	H Campbell	58 65	
									226	H George Mason	61 83	
									239	A Presbyterian	48 53	
									289	A Gardner-Webb	53 80	
									289	H Gardner-Webb	63 59	
									304	H UNC Greensboro	64 70	
									320	A Coastal Caro.	44 75	
									320	H Coastal Caro.	78 74	
									325	A UNC Asheville	77 88	
									325	H UNC Asheville	44 60	
									349	H Charleston So.	79 71	
LAST 12 Division I GAMES:												
			86	H Liberty	60 65		219	A Campbell	56 68			
			320	A Coastal Caro.	44 75		210	H Winthrop	62 63			
			202	A Radford	45 55		349	H Charleston So.	79 71			
			289	A Gardner-Webb	53 80		239	A Presbyterian	48 53			
			325	A UNC Asheville	77 88		86	A Liberty	48 70			
			193	H High Point	63 77		202	H Radford	60 78			

Non-Div I Games:

Longwood

■ Loss,
■ Non-Conf,
■ S Site,
■ H Home
■ A Away
N Neutral

Average RPI Win:	304	WON-LOST	WINNING	LAST 10	STRENGTH OF	OPP. STRENGTH	TEAM	ADJ.	CONF.	ADJ CONF.
Average RPI Loss:	242	RECORD	PCT. RANK	GAMES	SCHEDULE	OF SCHEDULE	RPI	RPI	RPI	RPI
DIV. I ONLY	3- 19	334	2- 8	343	335	347	347	31	31	
DIV. I NON-CONF.	1- 10	329	1- 0	309	246	338	338	29	29	
TOTALS	RPI 1-25	RPI 26-50	W-L RECORDS	RPI 51-100	RPI 101-150	RPI 150+				
3- 19	0- 0	0- 1	OVERALL	0- 0	0- 2	3- 16				
1- 5	0- 0	0- 0	HOME	0- 0	0- 0	1- 5				
2- 11	0- 0	0- 1	AWAY	0- 0	0- 2	2- 8				
0- 3	0- 0	0- 0	NEUTRAL	0- 0	0- 0	0- 3				
1- 10	0- 0	0- 1	NON-CONFERENCE	0- 0	0- 2	1- 7				
0- 0	0- 0	0- 0	HOME	0- 0	0- 0	0- 0				
1- 7	0- 0	0- 1	AWAY	0- 0	0- 2	1- 4				
0- 3	0- 0	0- 0	NEUTRAL	0- 0	0- 0	0- 3				
2- 9	0- 0	0- 0	CONFERENCE	0- 0	0- 0	2- 9				
1- 5	0- 0	0- 0	HOME	0- 0	0- 0	1- 5				
1- 4	0- 0	0- 0	AWAY	0- 0	0- 0	1- 4				
0- 0	0- 0	0- 0	NEUTRAL	0- 0	0- 0	0- 0				

RPI S	Opponent	Score	RPI S	Opponent	Score	RPI S	Opponent	Score	RPI S	Opponent	Score	Team's RPI: 347
			28 A	Pittsburgh	58 93				110 A	Virginia	62 100	
									141 A	Central Mich.	63 91	
									172 H	Savannah St.	45 76	
									180 N	Northern Ky.	55 76	
									204 A	N.C. A&T	38 79	
									226 A	George Mason	91 110	
									227 A	UNLV	78 91	
									240 A	Detroit	52 74	
									252 N	Northern Ill.	59 79	
									261 H	Bethune-Cookman	72 71	
									283 A	South Carolina St.	62 64	
									283 H	South Carolina St.	60 65	
									292 H	Morgan St.	56 64	
									297 A	Mt. St. Mary's	64 73	
									308 A	NJIT	56 54	
									321 N	Binghamton	84 90	
									328 A	UMES	59 96	
									334 H	Florida A&M	63 78	
									337 A	N.C. Central	59 66	
									338 H	Coppin St.	62 80	
									344 A	Howard	58 50	
LAST 12 Division I GAMES:												
			338 H	Coppin St.	62 80		337 A	N.C. Central	59 66			
			328 A	UMES	59 96		204 A	N.C. A&T	38 79			
			334 H	Florida A&M	63 78		172 H	Savannah St.	45 76			
			261 H	Bethune-Cookman	72 71		283 H	South Carolina St.	60 65			
			308 A	NJIT	56 54		344 A	Howard	58 50			
			283 A	South Carolina St.	62 64		292 H	Morgan St.	56 64			

Non-Div I Games: Wilmington (DE) 74 44 Millersville 71 60

Delaware St.

■ Loss,
 ■ Non-Conf,
 ■ S Site,
 ■ Home
 ■ A Away
 N Neutral

Average RPI Win:	287	WON-LOST	WINNING	LAST 10	STRENGTH OF	OPP. STRENGTH	TEAM	ADJ.	CONF.	ADJ CONF.
Average RPI Loss:	222	RECORD	PCT. RANK	GAMES	SCHEDULE	OF SCHEDULE	RPI	RPI	RPI	RPI
DIV. I ONLY	1- 21	346	1- 9	307	343	348	348	32	32	
DIV. I NON-CONF.	0- 9	339	0- 0	92	87	305	305	31	31	
TOTALS	RPI 1-25	RPI 26-50	W-L RECORDS	RPI 51-100	RPI 101-150	RPI 150+				
1- 21	0- 0	0- 3	OVERALL	0- 1	0- 2	1- 15				
1- 6	0- 0	0- 0	HOME	0- 0	0- 0	1- 6				
0- 14	0- 0	0- 3	AWAY	0- 1	0- 2	0- 8				
0- 1	0- 0	0- 0	NEUTRAL	0- 0	0- 0	0- 1				
0- 9	0- 0	0- 3	NON-CONFERENCE	0- 1	0- 2	0- 3				
0- 0	0- 0	0- 0	HOME	0- 0	0- 0	0- 0				
0- 8	0- 0	0- 3	AWAY	0- 1	0- 2	0- 2				
0- 1	0- 0	0- 0	NEUTRAL	0- 0	0- 0	0- 1				
1- 12	0- 0	0- 0	CONFERENCE	0- 0	0- 0	1- 12				
1- 6	0- 0	0- 0	HOME	0- 0	0- 0	1- 6				
0- 6	0- 0	0- 0	AWAY	0- 0	0- 0	0- 6				
0- 0	0- 0	0- 0	NEUTRAL	0- 0	0- 0	0- 0				

RPI S	Opponent	Score	RPI S	Opponent	Score	RPI S	Opponent	Score	RPI S	Opponent	Score	Team's RPI: 348
30	A Mississippi St.	41 104	81	A Southern Miss.	51 69	103	A Ole Miss	38 91				
41	A Vanderbilt	37 63				150	A Alabama	40 71				
48	A Tulane	47 87				159	A Memphis	39 62				
						189	H Texas Southern	52 63				
						224	H Prairie View	61 78				
						226	N George Mason	62 71				
						256	A Southern U.	51 70				
						256	H Southern U.	50 59				
						285	A Alabama St.	57 61				
						285	H Alabama St.	45 62				
						287	H Jackson St.	74 71				
						310	A Grambling	31 62				
						329	A Alcorn	47 52				
						329	H Alcorn	40 50				
						340	A UMKC	46 62				
						341	A Ark.-Pine Bluff	47 65				
						342	A Alabama A&M	51 71				
						342	H Alabama A&M	58 63				
LAST 12 Division I GAMES:												
256	H Southern U.	50 59	189	H Texas Southern	52 63							
329	H Alcorn	40 50	224	H Prairie View	61 78							
285	A Alabama St.	57 61	256	A Southern U.	51 70							
342	A Alabama A&M	51 71	329	A Alcorn	47 52							
310	A Grambling	31 62	285	H Alabama St.	45 62							
287	H Jackson St.	74 71	342	H Alabama A&M	58 63							

Non-Div I Games: Talladega 59 38 Philander Smith 71 65

Mississippi Val.

Charleston So.

Through Games Of Feb. 19, 2015

Average RPI Win:	325	WON-LOST	WINNING	LAST 10	STRENGTH OF	OPP. STRENGTH	TEAM	ADJ.	CONF.	ADJ CONF.
Average RPI Loss:	238	RECORD	PCT. RANK	GAMES	SCHEDULE	OF SCHEDULE	RPI	RPI	RPI	RPI
DIV. I ONLY	1- 21	346	1- 8	303	344	349	349	29	29	
DIV. I NON-CONF.	0- 5	339	0- 0	327	256	349	349	32	32	
TOTALS	RPI 1-25	RPI 26-50	W-L RECORDS	RPI 51-100	RPI 101-150	RPI 150+				
1- 21	0- 0	0- 0	OVERALL	0- 1	0- 0	1- 20				
1- 7	0- 0	0- 0	HOME	0- 1	0- 0	1- 6				
0- 13	0- 0	0- 0	AWAY	0- 0	0- 0	0- 13				
0- 1	0- 0	0- 0	NEUTRAL	0- 0	0- 0	0- 1				
0- 5	0- 0	0- 0	NON-CONFERENCE	0- 0	0- 0	0- 5				
0- 0	0- 0	0- 0	HOME	0- 0	0- 0	0- 0				
0- 4	0- 0	0- 0	AWAY	0- 0	0- 0	0- 4				
0- 1	0- 0	0- 0	NEUTRAL	0- 0	0- 0	0- 1				
1- 16	0- 0	0- 0	CONFERENCE	0- 1	0- 0	1- 15				
1- 7	0- 0	0- 0	HOME	0- 1	0- 0	1- 6				
0- 9	0- 0	0- 0	AWAY	0- 0	0- 0	0- 9				
0- 0	0- 0	0- 0	NEUTRAL	0- 0	0- 0	0- 0				

RPI S	Opponent	Score	RPI S	Opponent	Score	RPI S	Opponent	Score	RPI S	Opponent	Score	Team's RPI: 349
						86	H Liberty	51 86	155	A Florida	64 92	
									193	A High Point	60 92	
									193	H High Point	44 77	
									199	N Jacksonville St.	43 70	
									202	A Radford	51 53	
									202	H Radford	57 64	
									210	A Winthrop	40 77	
									210	H Winthrop	50 79	
									218	A Charlotte	43 75	
									219	A Campbell	47 61	
									219	H Campbell	65 69	
									239	A Presbyterian	40 71	
									250	A UNCW	70 80	
									289	A Gardner-Webb	54 70	
									289	H Gardner-Webb	56 62	
									311	A Wofford	48 55	
									320	A Coastal Caro.	51 65	
									320	H Coastal Caro.	62 71	
									325	A UNC Asheville	47 56	
									325	H UNC Asheville	70 57	
									346	A Longwood	71 79	
LAST 12 Division I GAMES:												
320	A	Coastal Caro.	51	65	210	A	Winthrop	40	77			
202	H	Radford	57	64	346	A	Longwood	71	79			
289	H	Gardner-Webb	56	62	239	A	Presbyterian	40	71			
193	A	High Point	60	92	86	H	Liberty	51	86			
219	A	Campbell	47	61	320	H	Coastal Caro.	62	71			
325	H	UNC Asheville	70	57	289	A	Gardner-Webb	54	70			

Non-Div I Games: Clearwater 90 37 Montreat 86 34 Columbia Int'l 74 33 Trinity Baptist 98 35 Charleston So.

Loss, Non-Conf, S Site, H Home A Away N Neutral