

Average RPI Win:	76	WON-LOST	WINNING	LAST 10	STRENGTH OF	OPP. STRENGTH	TEAM	ADJ.	CONF.	ADJ CONF.
Average RPI Loss:	3	RECORD	PCT. RANK	GAMES	SCHEDULE	OF SCHEDULE	RPI	RPI	RPI	RPI
DIV. I ONLY	18- 1	3	9- 1	3	1	1	1	2	2	
DIV. I NON-CONF.	13- 1	8	6- 1	5	7	3	3	4	4	
TOTALS	RPI 1-25	RPI 26-50	W-L RECORDS	RPI 51-100	RPI 101-150	RPI 150+				
18- 1	5- 1	2- 0	OVERALL	4- 0	5- 0	2- 0				
8- 1	2- 1	0- 0	HOME	2- 0	3- 0	1- 0				
7- 0	3- 0	1- 0	AWAY	2- 0	1- 0	0- 0				
3- 0	0- 0	1- 0	NEUTRAL	0- 0	1- 0	1- 0				
13- 1	4- 1	1- 0	NON-CONFERENCE	2- 0	4- 0	2- 0				
6- 1	2- 1	0- 0	HOME	0- 0	3- 0	1- 0				
4- 0	2- 0	0- 0	AWAY	2- 0	0- 0	0- 0				
3- 0	0- 0	1- 0	NEUTRAL	0- 0	1- 0	1- 0				
5- 0	1- 0	1- 0	CONFERENCE	2- 0	1- 0	0- 0				
2- 0	0- 0	0- 0	HOME	2- 0	0- 0	0- 0				
3- 0	1- 0	1- 0	AWAY	0- 0	1- 0	0- 0				
0- 0	0- 0	0- 0	NEUTRAL	0- 0	0- 0	0- 0				

RPI	S	Opponent	Score	RPI	S	Opponent	Score	RPI	S	Opponent	Score	RPI	S	Opponent	Score
3	H	UConn	61 83	38	A	Georgia Tech	64 47	59	A	Oklahoma	94 85	102	N	Kansas	73 40
9	H	Purdue	99 78	48	N	Central Mich.	97 64	66	H	Boston College	78 57	103	H	Albany (NY)	80 51
12	H	Vanderbilt	88 69					68	H	Virginia	90 55	120	A	Virginia Tech	74 70
15	A	California	70 58					91	A	Marquette	78 61	125	H	Alabama	92 57
16	A	Syracuse	86 53									150	H	USC Upstate	123 40
17	A	Kentucky	69 61									160	H	Old Dominion	87 63
												166	N	Xavier	81 54
LAST 12 Division I GAMES:															
120	A	Virginia Tech	74 70	17	A	Kentucky	69 61	103	H	Albany (NY)	80 51	3	H	UConn	61 83
68	H	Virginia	90 55	9	H	Purdue	99 78	59	A	Oklahoma	94 85	9	H	Purdue	99 78
66	H	Boston College	78 57	160	H	Old Dominion	87 63	102	N	Kansas	73 40				
16	A	Syracuse	86 53												
38	A	Georgia Tech	64 47												

Non-Div I Games:

Duke

■ Loss, 
 ■ Non-Conf, S Site, 
 ■ Home 
 ■ Away 
 N Neutral

Average RPI Win: 89		WON-LOST	WINNING	LAST 10	STRENGTH OF	OPP. STRENGTH	TEAM	ADJ.	CONF.	ADJ CONF.
Average RPI Loss: 3		RECORD	PCT. RANK	GAMES	SCHEDULE	OF SCHEDULE	RPI	RPI	RPI	RPI
DIV. I ONLY		16- 1	5	10- 0	7	2	2	2	4	4
DIV. I NON-CONF.		11- 1	18	7- 0	3	2	2	2	2	2
TOTALS	RPI 1-25		RPI 26-50		W-L RECORDS	RPI 51-100	RPI 101-150		RPI 150+	
16- 1	3- 1		3- 0		OVERALL	4- 0	4- 0		2- 0	
7- 0	2- 0		1- 0		HOME	1- 0	2- 0		1- 0	
6- 1	0- 1		1- 0		AWAY	2- 0	2- 0		1- 0	
3- 0	1- 0		1- 0		NEUTRAL	1- 0	0- 0		0- 0	
11- 1	3- 1		2- 0		NON-CONFERENCE	2- 0	3- 0		1- 0	
5- 0	2- 0		0- 0		HOME	0- 0	2- 0		1- 0	
3- 1	0- 1		1- 0		AWAY	1- 0	1- 0		0- 0	
3- 0	1- 0		1- 0		NEUTRAL	1- 0	0- 0		0- 0	
5- 0	0- 0		1- 0		CONFERENCE	2- 0	1- 0		1- 0	
2- 0	0- 0		1- 0		HOME	1- 0	0- 0		0- 0	
3- 0	0- 0		0- 0		AWAY	1- 0	1- 0		1- 0	
0- 0	0- 0		0- 0		NEUTRAL	0- 0	0- 0		0- 0	

RPI 1-25				Team's RPI: 2		RPI 26-50				RPI 51-100				RPI 101+					
RPI	S	Opponent	Score		RPI	S	Opponent	Score		RPI	S	Opponent	Score		RPI	S	Opponent	Score	
3	A	UConn	57	76	27	A	Texas	63	54	53	A	Colorado	87	77	112	H	Cal Poly	86	51
8	H	Tennessee	76	70	43	H	Oregon St.	89	67	66	A	Boston College	83	71	130	A	Fresno St.	86	54
9	N	Purdue	86	69	49	N	South Dakota St.	80	60	76	N	FGCU	83	59	146	H	UC Davis	66	48
13	H	Gonzaga	73	45						92	H	Oregon	96	66	148	A	Utah	87	61
															217	H	New Mexico	75	41
															227	A	Arizona	96	52
LAST 12 Division I GAMES:																			
					227	A	Arizona	96	52	8	H	Tennessee	76	70					
					53	A	Colorado	87	77	217	H	New Mexico	75	41					
					148	A	Utah	87	61	13	H	Gonzaga	73	45					
					43	H	Oregon St.	89	67	49	N	South Dakota St.	80	60					
					92	H	Oregon	96	66	76	N	FGCU	83	59					
					130	A	Fresno St.	86	54	9	N	Purdue	86	69					

Non-Div I Games:

Stanford

Loss, Non-Conf, S Site, H Home A Away N Neutral

Average RPI Win: 100		WON-LOST	WINNING	LAST 10	STRENGTH OF	OPP. STRENGTH	TEAM	ADJ.	CONF.	ADJ CONF.
Average RPI Loss: 0		RECORD	PCT. RANK	GAMES	SCHEDULE	OF SCHEDULE	RPI	RPI	RPI	RPI
DIV. I ONLY		19- 0	1	10- 0	18	6	3	3	6	6
DIV. I NON-CONF.		13- 0	1	6- 0	9	3	1	1	5	5
TOTALS	RPI 1-25		RPI 26-50		W-L RECORDS	RPI 51-100	RPI 101-150		RPI 150+	
19- 0	4- 0		4- 0		OVERALL	4- 0	3- 0		4- 0	
10- 0	1- 0		1- 0		HOME	3- 0	1- 0		4- 0	
7- 0	2- 0		2- 0		AWAY	1- 0	2- 0		0- 0	
2- 0	1- 0		1- 0		NEUTRAL	0- 0	0- 0		0- 0	
13- 0	4- 0		3- 0		NON-CONFERENCE	2- 0	1- 0		3- 0	
7- 0	1- 0		0- 0		HOME	2- 0	1- 0		3- 0	
4- 0	2- 0		2- 0		AWAY	0- 0	0- 0		0- 0	
2- 0	1- 0		1- 0		NEUTRAL	0- 0	0- 0		0- 0	
6- 0	0- 0		1- 0		CONFERENCE	2- 0	2- 0		1- 0	
3- 0	0- 0		1- 0		HOME	1- 0	0- 0		1- 0	
3- 0	0- 0		0- 0		AWAY	1- 0	2- 0		0- 0	
0- 0	0- 0		0- 0		NEUTRAL	0- 0	0- 0		0- 0	

RPI 1-25				Team's RPI: 3	
RPI	S	Opponent	Score		
1	A	Duke	83	61	
2	H	Stanford	76	57	
15	N	California	80	47	
18	A	Maryland	72	55	

RPI 26-50				
RPI	S	Opponent	Score	
30	N	Ohio St.	70	49
31	A	Penn St.	71	52
33	A	Baylor	66	55
42	H	Temple	80	36

RPI 51-100				
RPI	S	Opponent	Score	
55	A	Rutgers	94	64
86	H	St. Bonaventure	88	39
92	H	Oregon	114	68
99	H	Cincinnati	67	34

RPI 101+				
RPI	S	Opponent	Score	
139	A	UCF	77	49
140	A	Memphis	90	49
146	H	UC Davis	97	37
195	H	Boston U.	96	38
205	H	Hartford	89	34
252	H	Houston	90	40
322	H	Monmouth	100	46

LAST 12 Division I GAMES:									
55	A	Rutgers	94	64	99	H	Cincinnati	67	34
33	A	Baylor	66	55	15	N	California	80	47
42	H	Temple	80	36	1	A	Duke	83	61
252	H	Houston	90	40	146	H	UC Davis	97	37
140	A	Memphis	90	49	30	N	Ohio St.	70	49
139	A	UCF	77	49	86	H	St. Bonaventure	88	39

Non-Div I Games:

UConn

Loss, Non-Conf, S Site, H Home A Away N Neutral

Through Games of Jan. 19, 1911

Average RPI Win: 113	WON-LOST	WINNING	LAST 10	STRENGTH OF	OPP. STRENGTH	TEAM	ADJ.	CONF.	ADJ CONF.
Average RPI Loss: 16	RECORD	PCT. RANK	GAMES	SCHEDULE	OF SCHEDULE	RPI	RPI	RPI	RPI
DIV. I ONLY	14- 4	36	7- 3	2	71	4	4	1	1
DIV. I NON-CONF.	11- 2	32	6- 1	6	107	5	5	1	1
TOTALS	RPI 1-25	RPI 26-50	W-L RECORDS	RPI 51-100	RPI 101-150	RPI 150+			
14- 4	2- 4	0- 0	OVERALL	5- 0	3- 0	4- 0			
7- 1	1- 1	0- 0	HOME	3- 0	1- 0	2- 0			
5- 3	1- 3	0- 0	AWAY	0- 0	2- 0	2- 0			
2- 0	0- 0	0- 0	NEUTRAL	2- 0	0- 0	0- 0			
11- 2	1- 2	0- 0	NON-CONFERENCE	4- 0	2- 0	4- 0			
6- 0	1- 0	0- 0	HOME	2- 0	1- 0	2- 0			
3- 2	0- 2	0- 0	AWAY	0- 0	1- 0	2- 0			
2- 0	0- 0	0- 0	NEUTRAL	2- 0	0- 0	0- 0			
3- 2	1- 2	0- 0	CONFERENCE	1- 0	1- 0	0- 0			
1- 1	0- 1	0- 0	HOME	1- 0	0- 0	0- 0			
2- 1	1- 1	0- 0	AWAY	0- 0	1- 0	0- 0			
0- 0	0- 0	0- 0	NEUTRAL	0- 0	0- 0	0- 0			

RPI	S	Opponent	Score	RPI	S	Opponent	Score	RPI	S	Opponent	Score
5	A	Louisville	67 88		55	N Rutgers	69 65	105	A	Tulane	63 35
8	A	Tennessee	80 77		64	N Michigan	64 62	107	A	Missouri	87 68
11	H	Saint Joseph's	80 64		76	H FGCU	69 46	119	H	Indiana St.	83 66
12	A	Vanderbilt	70 79		80	H Florida	82 68	188	A	UALR	58 51
21	A	North Carolina St.	79 89		93	H Hampton	73 54	192	H	Stephen F. Austin	86 58
25	H	Texas A&M	48 52					214	A	Louisiana Tech	81 69
								264	H	Jackson St.	72 45
LAST 12 Division I GAMES:											
12	A	Vanderbilt	70 79	264	H	Jackson St.	72 45				
107	A	Missouri	87 68	21	A	North Carolina St.	79 89				
80	H	Florida	82 68	76	H	FGCU	69 46				
25	H	Texas A&M	48 52	188	A	UALR	58 51				
105	A	Tulane	63 35	119	H	Indiana St.	83 66				
8	A	Tennessee	80 77	64	N	Michigan	64 62				

Non-Div I Games:

LSU

■ Loss, 
 ■ Non-Conf, S Site, 
 ■ Home 
 ■ Away 
 N Neutral

## Louisville

Through Games Of Jan. 19, 2014

Average RPI Win:	98	WON-LOST	WINNING	LAST 10	STRENGTH OF	OPP. STRENGTH	TEAM	ADJ.	CONF.	ADJ CONF.
Average RPI Loss:	17	RECORD	PCT. RANK	GAMES	SCHEDULE	OF SCHEDULE	RPI	RPI	RPI	RPI
DIV. I ONLY	18- 1	3	10- 0	25	5	5	5	6	6	
DIV. I NON-CONF.	12- 1	11	5- 1	22	10	6	6	5	5	
TOTALS	RPI 1-25	RPI 26-50	W-L RECORDS	RPI 51-100	RPI 101-150	RPI 150+				
18- 1	1- 1	2- 0	OVERALL	7- 0	6- 0	2- 0				
12- 0	1- 0	1- 0	HOME	4- 0	4- 0	2- 0				
6- 1	0- 1	1- 0	AWAY	3- 0	2- 0	0- 0				
0- 0	0- 0	0- 0	NEUTRAL	0- 0	0- 0	0- 0				
12- 1	1- 1	1- 0	NON-CONFERENCE	3- 0	5- 0	2- 0				
9- 0	1- 0	1- 0	HOME	2- 0	3- 0	2- 0				
3- 1	0- 1	0- 0	AWAY	1- 0	2- 0	0- 0				
0- 0	0- 0	0- 0	NEUTRAL	0- 0	0- 0	0- 0				
6- 0	0- 0	1- 0	CONFERENCE	4- 0	1- 0	0- 0				
3- 0	0- 0	0- 0	HOME	2- 0	1- 0	0- 0				
3- 0	0- 0	1- 0	AWAY	2- 0	0- 0	0- 0				
0- 0	0- 0	0- 0	NEUTRAL	0- 0	0- 0	0- 0				

RPI	S	Opponent	Score	RPI	S	Opponent	Score	RPI	S	Opponent	Score	RPI	S	Opponent	Score
4	H	LSU	88 67	26	H	Florida St.	69 59	53	H	Colorado	69 62	110	H	Wright St.	99 40
17	A	Kentucky	64 69	42	A	Temple	77 68	59	A	Oklahoma	97 92	115	A	Ball St.	105 67
								62	A	SMU	81 66	131	H	Ohio	90 33
								62	H	SMU	71 51	132	A	Western Ky.	74 61
								70	H	Quinnipiac	100 82	135	H	Missouri St.	91 49
								78	A	South Fla.	62 54	139	H	UCF	75 56
								99	H	Cincinnati	64 45	209	H	Loyola Chicago	101 54
												233	H	Austin Peay	108 53
LAST 12 Division I GAMES:															
				62	A	SMU	81 66	53	H	Colorado	69 62				
				139	H	UCF	75 56	115	A	Ball St.	105 67				
				78	A	South Fla.	62 54	233	H	Austin Peay	108 53				
				99	H	Cincinnati	64 45	110	H	Wright St.	99 40				
				42	A	Temple	77 68	135	H	Missouri St.	91 49				
				62	H	SMU	71 51	17	A	Kentucky	64 69				

Non-Div I Games:

Louisville

  Loss, 
  Non-Conf, S Site, 
  Home 
  Away 
N Neutral

Notre Dame

Through Games Of Jan. 19, 2014

Average RPI Win:	97	WON-LOST	WINNING	LAST 10	STRENGTH OF	OPP. STRENGTH	TEAM	ADJ.	CONF.	ADJ CONF.
Average RPI Loss:	0	RECORD	PCT. RANK	GAMES	SCHEDULE	OF SCHEDULE	RPI	RPI	RPI	RPI
DIV. I ONLY	16- 0	1	10- 0	58	4	6	6	2	2	
DIV. I NON-CONF.	12- 0	1	8- 0	42	5	7	7	4	4	
TOTALS	RPI 1-25	RPI 26-50	W-L RECORDS	RPI 51-100	RPI 101-150	RPI 150+				
16- 0	0- 0	6- 0	OVERALL	6- 0	1- 0	3- 0				
9- 0	0- 0	4- 0	HOME	2- 0	0- 0	3- 0				
6- 0	0- 0	2- 0	AWAY	3- 0	1- 0	0- 0				
1- 0	0- 0	0- 0	NEUTRAL	1- 0	0- 0	0- 0				
12- 0	0- 0	6- 0	NON-CONFERENCE	4- 0	0- 0	2- 0				
7- 0	0- 0	4- 0	HOME	1- 0	0- 0	2- 0				
4- 0	0- 0	2- 0	AWAY	2- 0	0- 0	0- 0				
1- 0	0- 0	0- 0	NEUTRAL	1- 0	0- 0	0- 0				
4- 0	0- 0	0- 0	CONFERENCE	2- 0	1- 0	1- 0				
2- 0	0- 0	0- 0	HOME	1- 0	0- 0	1- 0				
2- 0	0- 0	0- 0	AWAY	1- 0	1- 0	0- 0				
0- 0	0- 0	0- 0	NEUTRAL	0- 0	0- 0	0- 0				

RPI S	Opponent	Score	RPI S	Opponent	Score	RPI S	Opponent	Score	RPI S	Opponent	Score
			31 A	Penn St.	77 67	60 H	UCLA	90 48	124 A	Pittsburgh	109 66
			36 H	Michigan St.	81 62	61 A	Penn	76 54	171 H	Clemson	71 51
			43 A	Oregon St.	70 58	64 A	Michigan	86 64	283 H	UNC Wilmington	99 50
			45 H	DePaul	92 76	66 H	Boston College	95 53	321 H	Valparaiso	96 46
			48 H	Central Mich.	106 72	68 A	Virginia	79 72			
			49 H	South Dakota St.	94 51	88 N	Duquesne	100 61			
LAST 12 Division I GAMES:											
			124 A	Pittsburgh	109 66	48 H	Central Mich.	106 72			
			68 A	Virginia	79 72	64 A	Michigan	86 64			
			66 H	Boston College	95 53	60 H	UCLA	90 48			
			171 H	Clemson	71 51	31 A	Penn St.	77 67			
			49 H	South Dakota St.	94 51	88 N	Duquesne	100 61			
			43 A	Oregon St.	70 58	45 H	DePaul	92 76			

Non-Div I Games:

Notre Dame

Loss, Non-Conf, S Site, H Home A Away N Neutral

Average RPI Win: 109		WON-LOST	WINNING	LAST 10	STRENGTH OF	OPP. STRENGTH	TEAM	ADJ.	CONF.	ADJ CONF.
Average RPI Loss: 36		RECORD	PCT. RANK	GAMES	SCHEDULE	OF SCHEDULE	RPI	RPI	RPI	RPI
DIV. I ONLY		15- 2	10	9- 1	28	8	7	7	4	4
DIV. I NON-CONF.		11- 1	18	7- 0	49	15	10	10	2	2
TOTALS	RPI 1-25		RPI 26-50		W-L RECORDS		RPI 51-100		RPI 101-150	RPI 150+
15- 2	3- 1		1- 0		OVERALL		4- 1		2- 0	5- 0
9- 0	2- 0		1- 0		HOME		3- 0		0- 0	3- 0
3- 2	0- 1		0- 0		AWAY		1- 1		0- 0	2- 0
3- 0	1- 0		0- 0		NEUTRAL		0- 0		2- 0	0- 0
11- 1	2- 1		0- 0		NON-CONFERENCE		2- 0		2- 0	5- 0
6- 0	1- 0		0- 0		HOME		2- 0		0- 0	3- 0
2- 1	0- 1		0- 0		AWAY		0- 0		0- 0	2- 0
3- 0	1- 0		0- 0		NEUTRAL		0- 0		2- 0	0- 0
4- 1	1- 0		1- 0		CONFERENCE		2- 1		0- 0	0- 0
3- 0	1- 0		1- 0		HOME		1- 0		0- 0	0- 0
1- 1	0- 0		0- 0		AWAY		1- 1		0- 0	0- 0
0- 0	0- 0		0- 0		NEUTRAL		0- 0		0- 0	0- 0

RPI 1-25				Team's RPI: 7	
RPI	S	Opponent	Score		
15	H	California	68	59	
16	H	Syracuse	63	60	
20	A	San Diego	53	61	
22	N	North Carolina	94	81	

RPI 26-50			
RPI	S	Opponent	Score
40	H	Southern California	94 86

RPI 51-100			
RPI	S	Opponent	Score
52	A	Washington St.	78 85
60	H	UCLA	59 57
75	H	Hawaii	84 44
90	H	Miami (FL)	75 73
95	A	Washington	78 60

RPI 101+			
RPI	S	Opponent	Score
134	N	Arkansas St.	69 66
143	N	Illinois	84 60
152	H	Long Beach St.	74 67
176	H	Sacred Heart	81 49
190	H	Providence	86 65
201	A	Texas Tech	85 77
228	A	Cal St. Fullerton	81 55

LAST 12 Division I GAMES:									
15	H	California	68	59	90	H	Miami (FL)	75	73
60	H	UCLA	59	57	228	A	Cal St. Fullerton	81	55
40	H	Southern California	94	86	152	H	Long Beach St.	74	67
95	A	Washington	78	60	176	H	Sacred Heart	81	49
52	A	Washington St.	78	85	134	N	Arkansas St.	69	66
16	H	Syracuse	63	60	22	N	North Carolina	94	81

Non-Div I Games:

Arizona St.

Loss, Non-Conf, S Site, H Home A Away N Neutral

## Tennessee

Through Games Of Jan. 19, 2014

Average RPI Win: 122		WON-LOST	WINNING	LAST 10	STRENGTH OF	OPP. STRENGTH	TEAM	ADJ.	CONF.	ADJ CONF.
Average RPI Loss: 6		RECORD	PCT. RANK	GAMES	SCHEDULE	OF SCHEDULE	RPI	RPI	RPI	RPI
DIV. I ONLY		14- 3	25	7- 3	8	13	8	8	1	1
DIV. I NON-CONF.		11- 1	18	6- 1	27	25	8	8	1	1
TOTALS		RPI 1-25	RPI 26-50		W-L RECORDS		RPI 51-100	RPI 101-150		RPI 150+
14- 3	1- 3	3- 0		OVERALL		5- 0	0- 0		5- 0	
8- 1	0- 1	2- 0		HOME		1- 0	0- 0		5- 0	
4- 2	1- 2	1- 0		AWAY		2- 0	0- 0		0- 0	
2- 0	0- 0	0- 0		NEUTRAL		2- 0	0- 0		0- 0	
11- 1	1- 1	3- 0		NON-CONFERENCE		3- 0	0- 0		4- 0	
7- 0	0- 0	2- 0		HOME		1- 0	0- 0		4- 0	
2- 1	1- 1	1- 0		AWAY		0- 0	0- 0		0- 0	
2- 0	0- 0	0- 0		NEUTRAL		2- 0	0- 0		0- 0	
3- 2	0- 2	0- 0		CONFERENCE		2- 0	0- 0		1- 0	
1- 1	0- 1	0- 0		HOME		0- 0	0- 0		1- 0	
2- 1	0- 1	0- 0		AWAY		2- 0	0- 0		0- 0	
0- 0	0- 0	0- 0		NEUTRAL		0- 0	0- 0		0- 0	

RPI	S	Opponent	Score	RPI	S	Opponent	Score	RPI	S	Opponent	Score	RPI	S	Opponent	Score
2	A	Stanford	70 76	27	H	Texas	75 61	51	A	Georgia	85 70	163	H	Ole Miss	94 70
4	H	LSU	77 80	29	A	Middle Tenn.	67 57	62	N	SMU	87 47	208	H	Oakland	84 50
12	A	Vanderbilt	63 74	38	H	Georgia Tech	87 76	63	H	Chattanooga	80 56	286	H	Troy	103 64
22	A	North Carolina	81 65					68	N	Virginia	76 67	307	H	Tennessee St.	94 43
								69	A	Mississippi St.	67 63	314	H	Lipscomb	110 42
LAST 12 Division I GAMES:															
69	A	Mississippi St.	67 63	2	A	Stanford	70 76	307	H	Tennessee St.	94 43	286	H	Troy	103 64
12	A	Vanderbilt	63 74	27	H	Texas	75 61	62	N	SMU	87 47	68	N	Virginia	76 67
163	H	Ole Miss	94 70	51	A	Georgia	85 70								
51	A	Georgia	85 70	4	H	LSU	77 80								
314	H	Lipscomb	110 42												

Non-Div I Games:

Tennessee

■ Loss, 
 ■ Non-Conf, S Site, 
 ■ Home 
 ■ Away 
 N Neutral



Average RPI Win:	108	WON-LOST	WINNING	LAST 10	STRENGTH OF	OPP. STRENGTH	TEAM	ADJ.	CONF.	ADJ CONF.
Average RPI Loss:	35	RECORD	PCT. RANK	GAMES	SCHEDULE	OF SCHEDULE	RPI	RPI	RPI	RPI
DIV. I ONLY	13- 5	58	7- 3	5	22	9	9	3	3	
DIV. I NON-CONF.	10- 2	38	5- 1	14	27	9	9	3	3	
TOTALS	RPI 1-25	RPI 26-50	W-L RECORDS	RPI 51-100	RPI 101-150	RPI 150+				
13- 5	0- 2	4- 1	OVERALL	2- 2	4- 0	3- 0				
6- 1	0- 0	3- 0	HOME	0- 1	1- 0	2- 0				
6- 3	0- 1	1- 1	AWAY	1- 1	3- 0	1- 0				
1- 1	0- 1	0- 0	NEUTRAL	1- 0	0- 0	0- 0				
10- 2	0- 2	2- 0	NON-CONFERENCE	1- 0	4- 0	3- 0				
5- 0	0- 0	2- 0	HOME	0- 0	1- 0	2- 0				
4- 1	0- 1	0- 0	AWAY	0- 0	3- 0	1- 0				
1- 1	0- 1	0- 0	NEUTRAL	1- 0	0- 0	0- 0				
3- 3	0- 0	2- 1	CONFERENCE	1- 2	0- 0	0- 0				
1- 1	0- 0	1- 0	HOME	0- 1	0- 0	0- 0				
2- 2	0- 0	1- 1	AWAY	1- 1	0- 0	0- 0				
0- 0	0- 0	0- 0	NEUTRAL	0- 0	0- 0	0- 0				

RPI 1-25				RPI 26-50				RPI 51-100				RPI 101+			
RPI	S	Opponent	Score	RPI	S	Opponent	Score	RPI	S	Opponent	Score	RPI	S	Opponent	Score
1	A	Duke	78 99	30	A	Ohio St.	78 89	64	H	Michigan	49 65	102	A	Kansas	71 68
2	N	Stanford	69 86	31	A	Penn St.	84 74	72	A	Nebraska	77 75	115	H	Ball St.	63 57
				35	H	Indiana	86 53	77	A	Northwestern	68 71	117	A	IUPUI	76 56
				47	H	Bowling Green	57 48	82	N	TCU	75 68	121	A	Green Bay	49 45
				48	H	Central Mich.	109 97					181	H	IPFW	91 70
LAST 12 Division I GAMES:															
				72	A	Nebraska	77 75	48	H	Central Mich.	109 97				
				35	H	Indiana	86 53	47	H	Bowling Green	57 48				
				64	H	Michigan	49 65	121	A	Green Bay	49 45				
				31	A	Penn St.	84 74	102	A	Kansas	71 68				
				77	A	Northwestern	68 71	181	H	IPFW	91 70				
				30	A	Ohio St.	78 89	1	A	Duke	78 99				

Non-Div I Games:

Purdue

  Loss, 
  Non-Conf, 
S Site, 
  Home 
  Away 
N Neutral

Average RPI Win: 136		WON-LOST	WINNING	LAST 10	STRENGTH OF	OPP. STRENGTH	TEAM	ADJ.	CONF.	ADJ CONF.
Average RPI Loss: 24		RECORD	PCT. RANK	GAMES	SCHEDULE	OF SCHEDULE	RPI	RPI	RPI	RPI
DIV. I ONLY		17- 2	8	8- 2	27	74	10	10	1	1
DIV. I NON-CONF.		12- 1	11	5- 1	98	159	19	19	1	1
TOTALS		RPI 1-25	RPI 26-50		W-L RECORDS		RPI 51-100	RPI 101-150	RPI 150+	
17- 2	2- 2	1- 0		OVERALL		2- 0	5- 0	7- 0		
11- 0	2- 0	0- 0		HOME		0- 0	4- 0	5- 0		
6- 1	0- 1	1- 0		AWAY		2- 0	1- 0	2- 0		
0- 1	0- 1	0- 0		NEUTRAL		0- 0	0- 0	0- 0		
12- 1	0- 1	1- 0		NON-CONFERENCE		0- 0	4- 0	7- 0		
8- 0	0- 0	0- 0		HOME		0- 0	3- 0	5- 0		
4- 0	0- 0	1- 0		AWAY		0- 0	1- 0	2- 0		
0- 1	0- 1	0- 0		NEUTRAL		0- 0	0- 0	0- 0		
5- 1	2- 1	0- 0		CONFERENCE		2- 0	1- 0	0- 0		
3- 0	2- 0	0- 0		HOME		0- 0	1- 0	0- 0		
2- 1	0- 1	0- 0		AWAY		2- 0	0- 0	0- 0		
0- 0	0- 0	0- 0		NEUTRAL		0- 0	0- 0	0- 0		

RPI 1-25				Team's RPI: 10	RPI 26-50				RPI 51-100				RPI 101+			
RPI	S	Opponent	Score		RPI	S	Opponent	Score	RPI	S	Opponent	Score	RPI	S	Opponent	Score
12	H	Vanderbilt	76 66		40	A	Southern California	70 50	57	A	Arkansas	55 51	108	A	Charlotte	76 61
17	H	Kentucky	68 59						65	A	Auburn	72 66	118	H	Col. of Charleston	81 54
22	N	North Carolina	66 74										122	H	Winthrop	69 61
25	A	Texas A&M	65 67										125	H	Alabama	77 51
													127	H	Seton Hall	88 67
													164	H	Savannah St.	82 40
													171	A	Clemson	68 43
													187	A	San Diego St.	88 54
													197	H	N.C. Central	79 27
													214	H	Louisiana Tech	68 45
													270	H	Charleston So.	99 29
													311	H	South Carolina St.	70 26
LAST 12 Division I GAMES:																
125	H	Alabama	77 51		164	H	Savannah St.	82 40								
25	A	Texas A&M	65 67		311	H	South Carolina St.	70 26								
65	A	Auburn	72 66		122	H	Winthrop	69 61								
17	H	Kentucky	68 59		22	N	North Carolina	66 74								
12	H	Vanderbilt	76 66		108	A	Charlotte	76 61								
57	A	Arkansas	55 51		197	H	N.C. Central	79 27								

Non-Div I Games:

South Carolina

Loss, Non-Conf, S Site, H Home A Away N Neutral

## Saint Joseph's

Through Games Of Jan. 19, 2014

Average RPI Win:	115	WON-LOST	WINNING	LAST 10	STRENGTH OF	OPP. STRENGTH	TEAM	ADJ.	CONF.	ADJ CONF.
Average RPI Loss:	51	RECORD	PCT. RANK	GAMES	SCHEDULE	OF SCHEDULE	RPI	RPI	RPI	RPI
DIV. I ONLY	14- 4	36	7- 3	17	42	11	11	9	9	
DIV. I NON-CONF.	11- 2	32	6- 1	11	8	4	4	9	9	
TOTALS	RPI 1-25	RPI 26-50	W-L RECORDS	RPI 51-100	RPI 101-150	RPI 150+				
14- 4	0- 2	3- 0	OVERALL	5- 2	1- 0	5- 0				
6- 1	0- 0	0- 0	HOME	2- 1	0- 0	4- 0				
8- 3	0- 2	3- 0	AWAY	3- 1	1- 0	1- 0				
0- 0	0- 0	0- 0	NEUTRAL	0- 0	0- 0	0- 0				
11- 2	0- 2	3- 0	NON-CONFERENCE	5- 0	0- 0	3- 0				
5- 0	0- 0	0- 0	HOME	2- 0	0- 0	3- 0				
6- 2	0- 2	3- 0	AWAY	3- 0	0- 0	0- 0				
0- 0	0- 0	0- 0	NEUTRAL	0- 0	0- 0	0- 0				
3- 2	0- 0	0- 0	CONFERENCE	0- 2	1- 0	2- 0				
1- 1	0- 0	0- 0	HOME	0- 1	0- 0	1- 0				
2- 1	0- 0	0- 0	AWAY	0- 1	1- 0	1- 0				
0- 0	0- 0	0- 0	NEUTRAL	0- 0	0- 0	0- 0				

RPI 1-25				RPI 26-50				RPI 51-100				RPI 101+			
RPI	S	Opponent	Score	RPI	S	Opponent	Score	RPI	S	Opponent	Score	RPI	S	Opponent	Score
4	A	LSU	64 80	34	A	Villanova	63 60	61	H	Penn	60 52	142	A	Richmond	85 80
16	A	Syracuse	62 64	42	A	Temple	73 53	67	A	Wichita St.	81 73	153	H	Liberty	77 65
				46	A	Princeton	74 65	70	A	Quinnipiac	84 69	161	H	Hofstra	73 60
								76	A	FGCU	76 64	172	H	Mt. St. Mary's	85 57
								83	H	Drexel	70 52	178	A	La Salle	64 52
								84	H	George Washington	67 74	323	H	Rhode Island	72 35
								98	A	VCU	69 73				
LAST 12 Division I GAMES:															
178	A	La Salle	64 52	76	A	FGCU	76 64	16	A	Syracuse	62 64				
61	H	Penn	60 52												
98	A	VCU	69 73	161	H	Hofstra	73 60	34	A	Villanova	63 60				
323	H	Rhode Island	72 35	42	A	Temple	73 53	70	A	Quinnipiac	84 69				
84	H	George Washington	67 74												
142	A	Richmond	85 80												

Non-Div I Games:

Saint Joseph's

■ Loss, 
 ■ Non-Conf, 
 ■ S Site, 
 ■ H Home 
 ■ A Away 
 N Neutral



## Gonzaga

Through Games Of Jan. 19, 2014

Average RPI Win:	135	WON-LOST	WINNING	LAST 10	STRENGTH OF	OPP. STRENGTH	TEAM	ADJ.	CONF.	ADJ CONF.
Average RPI Loss:	31	RECORD	PCT. RANK	GAMES	SCHEDULE	OF SCHEDULE	RPI	RPI	RPI	RPI
DIV. I ONLY	16- 3	15	8- 2	48	30	13	13	8	8	
DIV. I NON-CONF.	10- 2	38	4- 1	74	9	14	14	8	8	
TOTALS	RPI 1-25	RPI 26-50	W-L RECORDS	RPI 51-100	RPI 101-150	RPI 150+				
16- 3	1- 1	1- 1	OVERALL	5- 1	3- 0	6- 0				
9- 0	1- 0	0- 0	HOME	2- 0	2- 0	4- 0				
7- 3	0- 1	1- 1	AWAY	3- 1	1- 0	2- 0				
0- 0	0- 0	0- 0	NEUTRAL	0- 0	0- 0	0- 0				
10- 2	0- 1	1- 0	NON-CONFERENCE	3- 1	2- 0	4- 0				
7- 0	0- 0	0- 0	HOME	1- 0	2- 0	4- 0				
3- 2	0- 1	1- 0	AWAY	2- 1	0- 0	0- 0				
0- 0	0- 0	0- 0	NEUTRAL	0- 0	0- 0	0- 0				
6- 1	1- 0	0- 1	CONFERENCE	2- 0	1- 0	2- 0				
2- 0	1- 0	0- 0	HOME	1- 0	0- 0	0- 0				
4- 1	0- 0	0- 1	AWAY	1- 0	1- 0	2- 0				
0- 0	0- 0	0- 0	NEUTRAL	0- 0	0- 0	0- 0				

RPI 1-25				RPI 26-50				RPI 51-100				RPI 101+			
RPI	S	Opponent	Score	RPI	S	Opponent	Score	RPI	S	Opponent	Score	RPI	S	Opponent	Score
2	A	Stanford	45 73	30	A	Ohio St.	59 58	52	A	Washington St.	70 62	114	H	Idaho	64 56
20	H	San Diego	79 50	32	A	St. Mary's (CA)	78 79	54	H	BYU	68 42	123	A	Pacific	83 68
								58	A	Wisconsin	70 55	138	H	Fairfield	82 42
								59	A	Oklahoma	78 82	170	H	Colgate	81 31
								87	H	UT Martin	91 54	206	H	Eastern Wash.	78 58
								100	A	Portland	56 24	210	A	San Francisco	68 40
												254	H	Portland St.	96 47
												263	H	UC Riverside	87 43
												277	A	Santa Clara	67 61
LAST 12 Division I GAMES:															
277	A	Santa Clara	67 61	32	A	St. Mary's (CA)	78 79	52	A	Washington St.	70 62				
210	A	San Francisco	68 40												
20	H	San Diego	79 50	263	H	UC Riverside	87 43	2	A	Stanford	45 73				
54	H	BYU	68 42					58	A	Wisconsin	70 55				
100	A	Portland	56 24					30	A	Ohio St.	59 58				
123	A	Pacific	83 68												

Non-Div I Games:

Gonzaga

■ Loss, 
 ■ Non-Conf, 
 ■ S Site, 
 ■ H Home 
 ■ A Away 
 N Neutral

## St. John's (NY)

Through Games Of Jan. 19, 2014

Average RPI Win:	90	WON-LOST	WINNING	LAST 10	STRENGTH OF	OPP. STRENGTH	TEAM	ADJ.	CONF.	ADJ CONF.
Average RPI Loss:	88	RECORD	PCT. RANK	GAMES	SCHEDULE	OF SCHEDULE	RPI	RPI	RPI	RPI
DIV. I ONLY	12- 5	69	7- 3	4	81	14	14	7	7	
DIV. I NON-CONF.	7- 4	95	3- 3	2	98	17	17	7	7	
TOTALS	RPI 1-25	RPI 26-50	W-L RECORDS	RPI 51-100	RPI 101-150	RPI 150+				
12- 5	1- 0	2- 1	OVERALL	5- 3	3- 0	1- 1				
7- 2	0- 0	1- 1	HOME	4- 1	2- 0	0- 0				
4- 3	0- 0	1- 0	AWAY	1- 2	1- 0	1- 1				
1- 0	1- 0	0- 0	NEUTRAL	0- 0	0- 0	0- 0				
7- 4	1- 0	1- 1	NON-CONFERENCE	3- 3	1- 0	1- 0				
4- 2	0- 0	1- 1	HOME	3- 1	0- 0	0- 0				
2- 2	0- 0	0- 0	AWAY	0- 2	1- 0	1- 0				
1- 0	1- 0	0- 0	NEUTRAL	0- 0	0- 0	0- 0				
5- 1	0- 0	1- 0	CONFERENCE	2- 0	2- 0	0- 1				
3- 0	0- 0	0- 0	HOME	1- 0	2- 0	0- 0				
2- 1	0- 0	1- 0	AWAY	1- 0	0- 0	0- 1				
0- 0	0- 0	0- 0	NEUTRAL	0- 0	0- 0	0- 0				

RPI 1-25				RPI 26-50				RPI 51-100				RPI 101+			
RPI	S	Opponent	Score	RPI	S	Opponent	Score	RPI	S	Opponent	Score	RPI	S	Opponent	Score
25	N	Texas A&M	72 70	44	H	James Madison	51 64	65	A	Auburn	55 69	106	H	Butler	58 55
				45	A	DePaul	96 86	70	H	Quinnipiac	76 66	127	H	Seton Hall	72 63
				50	H	Iona	78 48	73	H	Creighton	67 48	137	A	Delaware	61 58
								80	A	Florida	68 72	166	A	Xavier	65 70
								83	H	Drexel	55 62	176	A	Sacred Heart	77 72
								85	H	Harvard	81 76				
								91	A	Marquette	49 47				
								96	H	St. Francis Brooklyn	66 56				
LAST 12 Division I GAMES:															
				91	A	Marquette	49 47	127	H	Seton Hall	72 63				
				106	H	Butler	58 55	25	N	Texas A&M	72 70				
				45	A	DePaul	96 86	44	H	James Madison	51 64				
				73	H	Creighton	67 48	83	H	Drexel	55 62				
				166	A	Xavier	65 70	65	A	Auburn	55 69				
				137	A	Delaware	61 58	85	H	Harvard	81 76				

Non-Div I Games:

St. John's (NY)

■ Loss, 
 ■ Non-Conf, 
 ■ S Site, 
 ■ H Home 
 ■ A Away 
 N Neutral

## California

Through Games Of Jan. 19, 2014

Average RPI Win:	118	WON-LOST	WINNING	LAST 10	STRENGTH OF	OPP. STRENGTH	TEAM	ADJ.	CONF.	ADJ CONF.
Average RPI Loss:	24	RECORD	PCT. RANK	GAMES	SCHEDULE	OF SCHEDULE	RPI	RPI	RPI	RPI
DIV. I ONLY	12- 4	47	8- 2	15	11	15	15	4	4	
DIV. I NON-CONF.	8- 3	67	6- 1	18	16	22	22	2	2	
TOTALS	RPI 1-25	RPI 26-50	W-L RECORDS	RPI 51-100	RPI 101-150	RPI 150+				
12- 4	0- 3	1- 0	OVERALL	3- 1	6- 0	2- 0				
7- 1	0- 1	1- 0	HOME	2- 0	2- 0	2- 0				
3- 2	0- 1	0- 0	AWAY	1- 1	2- 0	0- 0				
2- 1	0- 1	0- 0	NEUTRAL	0- 0	2- 0	0- 0				
8- 3	0- 2	0- 0	NON-CONFERENCE	1- 1	5- 0	2- 0				
5- 1	0- 1	0- 0	HOME	1- 0	2- 0	2- 0				
1- 1	0- 0	0- 0	AWAY	0- 1	1- 0	0- 0				
2- 1	0- 1	0- 0	NEUTRAL	0- 0	2- 0	0- 0				
4- 1	0- 1	1- 0	CONFERENCE	2- 0	1- 0	0- 0				
2- 0	0- 0	1- 0	HOME	1- 0	0- 0	0- 0				
2- 1	0- 1	0- 0	AWAY	1- 0	1- 0	0- 0				
0- 0	0- 0	0- 0	NEUTRAL	0- 0	0- 0	0- 0				

RPI 1-25				Team's RPI: 15		RPI 26-50				RPI 51-100				RPI 101+			
RPI	S	Opponent	Score	RPI	S	Opponent	Score	RPI	S	Opponent	Score	RPI	S	Opponent	Score		
1	H	Duke	58 70	43	H	Oregon St.	72 63	53	A	Colorado	57 55	114	N	Idaho	59 55		
3	N	UConn	47 80					77	H	Northwestern	65 51	123	H	Pacific	68 66		
7	A	Arizona St.	59 68					84	A	George Washington	72 75	126	H	Lafayette	77 60		
								92	H	Oregon	101 98	144	N	Wake Forest	84 61		
												145	A	Georgetown	67 52		
												148	A	Utah	68 59		
												152	H	Long Beach St.	70 51		
												194	H	Bakersfield	70 51		
LAST 12 Division I GAMES:																	
7	A	Arizona St.	59 68	3	N	UConn	47 80	194	H	Bakersfield	70 51	123	H	Pacific	68 66		
148	A	Utah	68 59					114	N	Idaho	59 55	144	N	Wake Forest	84 61		
53	A	Colorado	57 55					77	H	Northwestern	65 51						
92	H	Oregon	101 98														
43	H	Oregon St.	72 63														
126	H	Lafayette	77 60														

Non-Div I Games:

California

■ Loss, 
 ■ Non-Conf, S Site, 
 ■ Home 
 ■ Away 
 N Neutral

## Syracuse

Through Games Of Jan. 19, 2014

Average RPI Win: 141		WON-LOST	WINNING	LAST 10	STRENGTH OF	OPP. STRENGTH	TEAM	ADJ.	CONF.	ADJ CONF.
Average RPI Loss: 17		RECORD	PCT. RANK	GAMES	SCHEDULE	OF SCHEDULE	RPI	RPI	RPI	RPI
DIV. I ONLY		13- 5	58	5- 5	10	25	16	16	2	2
DIV. I NON-CONF.		11- 2	32	5- 2	48	38	11	11	4	4
TOTALS		RPI 1-25	RPI 26-50		W-L RECORDS		RPI 51-100	RPI 101-150	RPI 150+	
13- 5	2- 4	3- 1		OVERALL		1- 0	2- 0	5- 0		
8- 1	1- 1	2- 0		HOME		0- 0	0- 0	5- 0		
2- 4	0- 3	0- 1		AWAY		1- 0	1- 0	0- 0		
3- 0	1- 0	1- 0		NEUTRAL		0- 0	1- 0	0- 0		
11- 2	2- 1	2- 1		NON-CONFERENCE		1- 0	1- 0	5- 0		
7- 0	1- 0	1- 0		HOME		0- 0	0- 0	5- 0		
1- 2	0- 1	0- 1		AWAY		1- 0	0- 0	0- 0		
3- 0	1- 0	1- 0		NEUTRAL		0- 0	1- 0	0- 0		
2- 3	0- 3	1- 0		CONFERENCE		0- 0	1- 0	0- 0		
1- 1	0- 1	1- 0		HOME		0- 0	0- 0	0- 0		
1- 2	0- 2	0- 0		AWAY		0- 0	1- 0	0- 0		
0- 0	0- 0	0- 0		NEUTRAL		0- 0	0- 0	0- 0		

RPI	S	Opponent	Score	RPI	S	Opponent	Score	RPI	S	Opponent	Score	RPI	S	Opponent	Score
1	H	Duke	53 86	27	N	Texas	77 65	52	A	Washington St.	69 65	124	A	Pittsburgh	58 47
7	A	Arizona St.	60 63	37	A	Iowa	91 97					140	N	Memphis	77 58
11	H	Saint Joseph's	64 62	38	H	Georgia Tech	76 70					215	H	Cornell	89 48
18	A	Maryland	62 77	42	H	Temple	82 76					251	H	Maine	97 42
21	A	North Carolina St.	61 67									279	H	Niagara	80 44
25	N	Texas A&M	78 63									298	H	Dartmouth	88 47
												331	H	UMES	113 42
LAST 12 Division I GAMES:															
124	A	Pittsburgh	58 47	11	H	Saint Joseph's	64 62								
18	A	Maryland	62 77	279	H	Niagara	80 44								
38	H	Georgia Tech	76 70	42	H	Temple	82 76								
1	H	Duke	53 86	37	A	Iowa	91 97								
21	A	North Carolina St.	61 67	25	N	Texas A&M	78 63								
7	A	Arizona St.	60 63	140	N	Memphis	77 58								

Non-Div I Games:

Syracuse

■ Loss, 
■ Non-Conf, 
■ S Site, 
■ H Home 
■ A Away 
N Neutral



## Kentucky

Through Games Of Jan. 19, 2014

Average RPI Win:	145	WON-LOST	WINNING	LAST 10	STRENGTH OF	OPP. STRENGTH	TEAM	ADJ.	CONF.	ADJ CONF.
Average RPI Loss:	30	RECORD	PCT. RANK	GAMES	SCHEDULE	OF SCHEDULE	RPI	RPI	RPI	RPI
DIV. I ONLY	15- 3	22	7- 3	32	35	17	17	1	1	
DIV. I NON-CONF.	12- 1	11	6- 1	65	29	13	13	1	1	
TOTALS	RPI 1-25	RPI 26-50	W-L RECORDS	RPI 51-100	RPI 101-150	RPI 150+				
15- 3	1- 2	5- 0	OVERALL	1- 1	2- 0	6- 0				
8- 2	1- 1	1- 0	HOME	0- 1	1- 0	5- 0				
6- 1	0- 1	3- 0	AWAY	1- 0	1- 0	1- 0				
1- 0	0- 0	1- 0	NEUTRAL	0- 0	0- 0	0- 0				
12- 1	1- 1	5- 0	NON-CONFERENCE	0- 0	0- 0	6- 0				
7- 1	1- 1	1- 0	HOME	0- 0	0- 0	5- 0				
4- 0	0- 0	3- 0	AWAY	0- 0	0- 0	1- 0				
1- 0	0- 0	1- 0	NEUTRAL	0- 0	0- 0	0- 0				
3- 2	0- 1	0- 0	CONFERENCE	1- 1	2- 0	0- 0				
1- 1	0- 0	0- 0	HOME	0- 1	1- 0	0- 0				
2- 1	0- 1	0- 0	AWAY	1- 0	1- 0	0- 0				
0- 0	0- 0	0- 0	NEUTRAL	0- 0	0- 0	0- 0				

RPI 1-25				RPI 26-50				RPI 51-100				RPI 101+			
RPI	S	Opponent	Score	RPI	S	Opponent	Score	RPI	S	Opponent	Score	RPI	S	Opponent	Score
1	H	Duke	61 69	29	A	Middle Tenn.	84 72	65	A	Auburn	73 71	107	H	Missouri	80 69
5	H	Louisville	69 64	33	N	Baylor	133 130	80	H	Florida	73 83	125	A	Alabama	85 63
10	A	South Carolina	59 68	41	A	Marist	75 61					237	H	Grambling	109 46
				45	A	DePaul	96 85					250	H	Bradley	117 77
				48	H	Central Mich.	96 74					265	H	East Tenn. St.	73 56
												285	A	Wagner	96 57
												314	H	Lipscomb	116 49
												319	H	Ga. Southern	103 38
LAST 12 Division I GAMES:															
65	A	Auburn	73 71	1	H	Duke	61 69	265	H	East Tenn. St.	73 56				
107	H	Missouri	80 69	45	A	DePaul	96 85	33	N	Baylor	133 130				
10	A	South Carolina	59 68	5	H	Louisville	69 64								
80	H	Florida	73 83	237	H	Grambling	109 46	250	H	Bradley	117 77				

Non-Div I Games:

Kentucky

■ Loss, 
 ■ Non-Conf, S Site, 
 ■ Home 
 ■ Away 
 N Neutral

Maryland

Through Games Of Jan. 19, 2014

Average RPI Win:	144	WON-LOST	WINNING	LAST 10	STRENGTH OF	OPP. STRENGTH	TEAM	ADJ.	CONF.	ADJ CONF.
Average RPI Loss:	3	RECORD	PCT. RANK	GAMES	SCHEDULE	OF SCHEDULE	RPI	RPI	RPI	RPI
DIV. I ONLY	16- 1	5	10- 0	81	29	18	18	2	2	
DIV. I NON-CONF.	12- 1	11	8- 0	175	46	38	38	4	4	
TOTALS	RPI 1-25	RPI 26-50	W-L RECORDS	RPI 51-100	RPI 101-150	RPI 150+				
16- 1	2- 1	2- 0	OVERALL	3- 0	3- 0	6- 0				
11- 1	1- 1	2- 0	HOME	2- 0	2- 0	4- 0				
3- 0	1- 0	0- 0	AWAY	1- 0	0- 0	1- 0				
2- 0	0- 0	0- 0	NEUTRAL	0- 0	1- 0	1- 0				
12- 1	0- 1	1- 0	NON-CONFERENCE	3- 0	2- 0	6- 0				
8- 1	0- 1	1- 0	HOME	2- 0	1- 0	4- 0				
2- 0	0- 0	0- 0	AWAY	1- 0	0- 0	1- 0				
2- 0	0- 0	0- 0	NEUTRAL	0- 0	1- 0	1- 0				
4- 0	2- 0	1- 0	CONFERENCE	0- 0	1- 0	0- 0				
3- 0	1- 0	1- 0	HOME	0- 0	1- 0	0- 0				
1- 0	1- 0	0- 0	AWAY	0- 0	0- 0	0- 0				
0- 0	0- 0	0- 0	NEUTRAL	0- 0	0- 0	0- 0				

RPI	S	Opponent	Score	RPI	S	Opponent	Score	RPI	S	Opponent	Score	RPI	S	Opponent	Score
3	H	UConn	55 72	30	H	Ohio St.	67 55	78	A	South Fla.	78 70	118	H	Col. of Charleston	103 51
16	H	Syracuse	77 62	38	H	Georgia Tech	92 81	83	H	Drexel	69 63	131	N	Ohio	84 60
22	A	North Carolina	79 70					84	H	George Washington	87 51	144	H	Wake Forest	76 49
												222	A	Towson	90 53
												236	H	Siena	105 49
												244	N	Texas Southern	100 59
												253	H	Loyola Maryland	89 53
												268	H	Delaware St.	93 44
												337	H	Wofford	110 53
LAST 12 Division I GAMES:															
38	H	Georgia Tech	92 81	268	H	Delaware St.	93 44								
16	H	Syracuse	77 62	236	H	Siena	105 49								
144	H	Wake Forest	76 49	30	H	Ohio St.	67 55								
22	A	North Carolina	79 70	131	N	Ohio	84 60								
118	H	Col. of Charleston	103 51	244	N	Texas Southern	100 59								
337	H	Wofford	110 53	83	H	Drexel	69 63								

Non-Div I Games:

Maryland

Loss, Non-Conf, S Site, H Home A Away N Neutral

Average RPI Win:	144	WON-LOST	WINNING	LAST 10	STRENGTH OF	OPP. STRENGTH	TEAM	ADJ.	CONF.	ADJ CONF.
Average RPI Loss:	33	RECORD	PCT. RANK	GAMES	SCHEDULE	OF SCHEDULE	RPI	RPI	RPI	RPI
DIV. I ONLY	11- 4	53	9- 1	40	66	19	19	9	9	
DIV. I NON-CONF.	7- 4	95	5- 3	63	18	34	34	9	9	
TOTALS	RPI 1-25	RPI 26-50	W-L RECORDS	RPI 51-100	RPI 101-150	RPI 150+				
11- 4	0- 1	1- 3	OVERALL	4- 0	1- 0	5- 0				
7- 0	0- 0	1- 0	HOME	4- 0	1- 0	1- 0				
3- 4	0- 1	0- 3	AWAY	0- 0	0- 0	3- 0				
1- 0	0- 0	0- 0	NEUTRAL	0- 0	0- 0	1- 0				
7- 4	0- 1	1- 3	NON-CONFERENCE	1- 0	1- 0	4- 0				
4- 0	0- 0	1- 0	HOME	1- 0	1- 0	1- 0				
2- 4	0- 1	0- 3	AWAY	0- 0	0- 0	2- 0				
1- 0	0- 0	0- 0	NEUTRAL	0- 0	0- 0	1- 0				
4- 0	0- 0	0- 0	CONFERENCE	3- 0	0- 0	1- 0				
3- 0	0- 0	0- 0	HOME	3- 0	0- 0	0- 0				
1- 0	0- 0	0- 0	AWAY	0- 0	0- 0	1- 0				
0- 0	0- 0	0- 0	NEUTRAL	0- 0	0- 0	0- 0				

RPI 1-25				RPI 26-50				RPI 51-100				RPI 101+			
RPI	S	Opponent	Score	RPI	S	Opponent	Score	RPI	S	Opponent	Score	RPI	S	Opponent	Score
12	A	Vanderbilt	52 82	36	A	Michigan St.	89 96	52	H	Washington St.	87 76	110	H	Wright St.	112 85
				37	A	Iowa	93 97	56	H	Fordham	73 64	186	H	Akron	94 80
				48	A	Central Mich.	91 94	84	H	George Washington	90 69	190	A	Providence	83 65
				48	H	Central Mich.	102 89	86	H	St. Bonaventure	73 59	218	A	Toledo	87 75
												263	N	UC Riverside	89 54
												293	A	George Mason	91 64
LAST 12 Division I GAMES:															
				56	H	Fordham	73 64	218	A	Toledo	87 75				
				84	H	George Washington	90 69	190	A	Providence	83 65				
				86	H	St. Bonaventure	73 59	52	H	Washington St.	87 76				
				293	A	George Mason	91 64	48	A	Central Mich.	91 94				
				110	H	Wright St.	112 85	12	A	Vanderbilt	52 82				
				48	H	Central Mich.	102 89	36	A	Michigan St.	89 96				

Non-Div I Games:

Dayton

■ Loss, 
 ■ Non-Conf, S Site, 
 ■ Home 
 ■ Away 
 N Neutral

Average RPI Win:	168	WON-LOST	WINNING	LAST 10	STRENGTH OF	OPP. STRENGTH	TEAM	ADJ.	CONF.	ADJ CONF.
Average RPI Loss:	57	RECORD	PCT. RANK	GAMES	SCHEDULE	OF SCHEDULE	RPI	RPI	RPI	RPI
DIV. I ONLY	15- 2	10	8- 2	93	116	20	20	8	8	
DIV. I NON-CONF.	10- 0	1	5- 0	155	189	18	18	8	8	
TOTALS	RPI 1-25	RPI 26-50	W-L RECORDS	RPI 51-100	RPI 101-150	RPI 150+				
15- 2	1- 1	1- 0	OVERALL	1- 1	2- 0	10- 0				
10- 0	1- 0	1- 0	HOME	1- 0	2- 0	5- 0				
5- 2	0- 1	0- 0	AWAY	0- 1	0- 0	5- 0				
0- 0	0- 0	0- 0	NEUTRAL	0- 0	0- 0	0- 0				
10- 0	1- 0	0- 0	NON-CONFERENCE	0- 0	1- 0	8- 0				
5- 0	1- 0	0- 0	HOME	0- 0	1- 0	3- 0				
5- 0	0- 0	0- 0	AWAY	0- 0	0- 0	5- 0				
0- 0	0- 0	0- 0	NEUTRAL	0- 0	0- 0	0- 0				
5- 2	0- 1	1- 0	CONFERENCE	1- 1	1- 0	2- 0				
5- 0	0- 0	1- 0	HOME	1- 0	1- 0	2- 0				
0- 2	0- 1	0- 0	AWAY	0- 1	0- 0	0- 0				
0- 0	0- 0	0- 0	NEUTRAL	0- 0	0- 0	0- 0				

RPI	S	Opponent	Score	RPI	S	Opponent	Score	RPI	S	Opponent	Score	RPI	S	Opponent	Score
7	H	Arizona St.	61 53	32	H	St. Mary's (CA)	80 70	54	H	BYU	60 45	114	H	Idaho	74 64
13	A	Gonzaga	50 79					100	A	Portland	51 72	123	H	Pacific	75 70
												152	A	Long Beach St.	68 51
												185	A	Northern Colo.	69 56
												187	A	San Diego St.	48 45
												204	H	UC Irvine	79 55
												221	A	San Jose St.	88 60
												228	A	Cal St. Fullerton	65 42
												231	H	Seattle	79 56
												235	H	Pepperdine	71 43
												246	H	Loyola Marymount	86 63
												302	H	Weber St.	75 55
LAST 12 Division I GAMES:															
54	H	BYU	60 45	235	H	Pepperdine	71 43								
13	A	Gonzaga	50 79	204	H	UC Irvine	79 55								
100	A	Portland	51 72	152	A	Long Beach St.	68 51								
123	H	Pacific	75 70	231	H	Seattle	79 56								
32	H	St. Mary's (CA)	80 70	228	A	Cal St. Fullerton	65 42								
246	H	Loyola Marymount	86 63	302	H	Weber St.	75 55								

Non-Div I Games: Hope Int'l 86 65

San Diego

■ Loss, 
 ■ Non-Conf, S Site, 
 ■ Home 
 ■ Away 
 N Neutral

Average RPI Win:	139	WON-LOST	WINNING	LAST 10	STRENGTH OF	OPP. STRENGTH	TEAM	ADJ.	CONF.	ADJ CONF.
Average RPI Loss:	74	RECORD	PCT. RANK	GAMES	SCHEDULE	OF SCHEDULE	RPI	RPI	RPI	RPI
DIV. I ONLY	16- 3	15	8- 2	85	19	21	21	2	2	
DIV. I NON-CONF.	13- 1	8	7- 0	184	24	32	32	4	4	
TOTALS	RPI 1-25	RPI 26-50	W-L RECORDS	RPI 51-100	RPI 101-150	RPI 150+				
16- 3	2- 1	1- 0	OVERALL	3- 1	3- 1	7- 0				
10- 0	2- 0	1- 0	HOME	1- 0	1- 0	5- 0				
3- 2	0- 1	0- 0	AWAY	1- 1	1- 0	1- 0				
3- 1	0- 0	0- 0	NEUTRAL	1- 0	1- 1	1- 0				
13- 1	1- 0	0- 0	NON-CONFERENCE	3- 0	2- 1	7- 0				
8- 0	1- 0	0- 0	HOME	1- 0	1- 0	5- 0				
2- 0	0- 0	0- 0	AWAY	1- 0	0- 0	1- 0				
3- 1	0- 0	0- 0	NEUTRAL	1- 0	1- 1	1- 0				
3- 2	1- 1	1- 0	CONFERENCE	0- 1	1- 0	0- 0				
2- 0	1- 0	1- 0	HOME	0- 0	0- 0	0- 0				
1- 2	0- 1	0- 0	AWAY	0- 1	1- 0	0- 0				
0- 0	0- 0	0- 0	NEUTRAL	0- 0	0- 0	0- 0				

RPI	S	Opponent	Score
4	H	LSU	89 79
16	H	Syracuse	67 61
22	A	North Carolina	70 79

RPI	S	Opponent	Score
26	H	Florida St.	80 57

RPI	S	Opponent	Score
60	N	UCLA	67 49
77	A	Northwestern	76 61
86	H	St. Bonaventure	70 47
90	A	Miami (FL)	71 80

RPI	S	Opponent	Score
104	N	Kansas St.	77 60
105	H	Tulane	69 55
110	N	Wright St.	90 99
144	A	Wake Forest	62 54
156	H	Davidson	86 63
169	H	Elon	91 51
187	A	San Diego St.	84 67
222	H	Towson	69 46
226	N	Southeastern La.	87 59
315	H	Morgan St.	94 52
329	H	Presbyterian	85 45

## LAST 12 Division I GAMES:

90	A	Miami (FL)	71 80	104	N	Kansas St.	77 60
26	H	Florida St.	80 57	4	H	LSU	89 79
144	A	Wake Forest	62 54	169	H	Elon	91 51
22	A	North Carolina	70 79	77	A	Northwestern	76 61
16	H	Syracuse	67 61	60	N	UCLA	67 49
187	A	San Diego St.	84 67	226	N	Southeastern La.	87 59

Non-Div I Games:

North Carolina St.

■ Loss, 
 ■ Non-Conf, S Site, 
 ■ Home 
 ■ Away 
 N Neutral

# North Carolina

Through Games Of Jan. 19, 2014

Average RPI Win:	146	WON-LOST	WINNING	LAST 10	STRENGTH OF	OPP. STRENGTH	TEAM	ADJ.	CONF.	ADJ CONF.
Average RPI Loss:	11	RECORD	PCT. RANK	GAMES	SCHEDULE	OF SCHEDULE	RPI	RPI	RPI	RPI
DIV. I ONLY	16- 3	15	9- 1	39	64	22	22	2	2	
DIV. I NON-CONF.	12- 2	30	7- 0	105	80	36	36	4	4	
TOTALS	RPI 1-25	RPI 26-50	W-L RECORDS	RPI 51-100	RPI 101-150	RPI 150+				
16- 3	2- 3	2- 0	OVERALL	3- 0	2- 0	7- 0				
9- 2	1- 2	1- 0	HOME	1- 0	0- 0	6- 0				
3- 0	0- 0	1- 0	AWAY	2- 0	0- 0	0- 0				
4- 1	1- 1	0- 0	NEUTRAL	0- 0	2- 0	1- 0				
12- 2	1- 2	1- 0	NON-CONFERENCE	2- 0	2- 0	6- 0				
7- 1	0- 1	1- 0	HOME	1- 0	0- 0	5- 0				
1- 0	0- 0	0- 0	AWAY	1- 0	0- 0	0- 0				
4- 1	1- 1	0- 0	NEUTRAL	0- 0	2- 0	1- 0				
4- 1	1- 1	1- 0	CONFERENCE	1- 0	0- 0	1- 0				
2- 1	1- 1	0- 0	HOME	0- 0	0- 0	1- 0				
2- 0	0- 0	1- 0	AWAY	1- 0	0- 0	0- 0				
0- 0	0- 0	0- 0	NEUTRAL	0- 0	0- 0	0- 0				

RPI S	Opponent	Score	RPI S	Opponent	Score	RPI S	Opponent	Score	RPI S	Opponent	Score
7 N	Arizona St.	81 94	26 A	Florida St.	65 61	60 A	UCLA	78 68	134 N	Arkansas St.	93 60
8 H	Tennessee	65 81	44 H	James Madison	74 71	66 A	Boston College	73 56	143 N	Illinois	87 51
10 N	South Carolina	74 66				72 H	Nebraska	75 62	171 H	Clemson	78 55
18 H	Maryland	70 79							184 H	High Point	103 71
21 H	North Carolina St.	79 70							220 H	Coppin St.	91 51
									230 H	Coastal Caro.	106 52
									270 H	Charleston So.	100 49
									339 N	New Orleans	124 41
									342 H	Air Force	87 26
LAST 12 Division I GAMES:											
66 A	Boston College	73 56	184 H	High Point	103 71	10 N	South Carolina	74 66			
171 H	Clemson	78 55	339 N	New Orleans	124 41	270 H	Charleston So.	100 49			
26 A	Florida St.	65 61	72 H	Nebraska	75 62						
21 H	North Carolina St.	79 70	143 N	Illinois	87 51						
18 H	Maryland	70 79									
44 H	James Madison	74 71									

Non-Div I Games:

North Carolina

Loss, Non-Conf, S Site, H Home A Away N Neutral

Average RPI Win:	146	WON-LOST	WINNING	LAST 10	STRENGTH OF	OPP. STRENGTH	TEAM	ADJ.	CONF.	ADJ CONF.
Average RPI Loss:	24	RECORD	PCT. RANK	GAMES	SCHEDULE	OF SCHEDULE	RPI	RPI	RPI	RPI
DIV. I ONLY	16- 1	5	9- 1	111	28	23	23	5	5	
DIV. I NON-CONF.	11- 0	1	6- 0	252	53	33	33	6	6	
TOTALS	RPI 1-25	RPI 26-50	W-L RECORDS	RPI 51-100	RPI 101-150	RPI 150+				
16- 1	0- 1	5- 0	OVERALL	2- 0	1- 0	8- 0				
11- 1	0- 1	2- 0	HOME	1- 0	0- 0	8- 0				
2- 0	0- 0	1- 0	AWAY	0- 0	1- 0	0- 0				
3- 0	0- 0	2- 0	NEUTRAL	1- 0	0- 0	0- 0				
11- 0	0- 0	3- 0	NON-CONFERENCE	1- 0	0- 0	7- 0				
8- 0	0- 0	1- 0	HOME	0- 0	0- 0	7- 0				
0- 0	0- 0	0- 0	AWAY	0- 0	0- 0	0- 0				
3- 0	0- 0	2- 0	NEUTRAL	1- 0	0- 0	0- 0				
5- 1	0- 1	2- 0	CONFERENCE	1- 0	1- 0	1- 0				
3- 1	0- 1	1- 0	HOME	1- 0	0- 0	1- 0				
2- 0	0- 0	1- 0	AWAY	0- 0	1- 0	0- 0				
0- 0	0- 0	0- 0	NEUTRAL	0- 0	0- 0	0- 0				

RPI S	Opponent	Score	RPI S	Opponent	Score	RPI S	Opponent	Score	RPI S	Opponent	Score
24	H West Virginia	67 71	27	H Texas	67 61	78	N South Fla.	75 56	104	A Kansas St.	58 51
			28	A Iowa St.	69 62	82	H TCU	65 53	174	H Lamar	83 56
			36	N Michigan St.	63 57				185	H Northern Colo.	87 51
			38	N Georgia Tech	68 60				199	H Tex.-Pan American	90 48
			40	H Southern California	82 51				201	H Texas Tech	82 56
									247	H Idaho St.	74 45
									248	H North Texas	95 47
									312	H UMass Lowell	103 52
									332	H Texas-Arlington	74 35
LAST 12 Division I GAMES:											
201	H Texas Tech	82 56	199	H Tex.-Pan American	90 48						
82	H TCU	65 53	38	N Georgia Tech	68 60						
28	A Iowa St.	69 62	36	N Michigan St.	63 57						
104	A Kansas St.	58 51	78	N South Fla.	75 56						
24	H West Virginia	67 71	248	H North Texas	95 47						
27	H Texas	67 61	312	H UMass Lowell	103 52						

Non-Div I Games:

Oklahoma St.

■ Loss, 
 ■ Non-Conf, S Site, 
 ■ Home 
 ■ Away 
 N Neutral

## West Virginia

Through Games Of Jan. 19, 2014

Average RPI Win:	137	WON-LOST	WINNING	LAST 10	STRENGTH OF	OPP. STRENGTH	TEAM	ADJ.	CONF.	ADJ CONF.
Average RPI Loss:	32	RECORD	PCT. RANK	GAMES	SCHEDULE	OF SCHEDULE	RPI	RPI	RPI	RPI
DIV. I ONLY	16- 2	9	9- 1	91	7	24	24	5	5	
DIV. I NON-CONF.	11- 1	18	6- 0	278	11	62	62	6	6	
TOTALS	RPI 1-25	RPI 26-50	W-L RECORDS	RPI 51-100	RPI 101-150	RPI 150+				
16- 2	1- 0	2- 2	OVERALL	5- 0	1- 0	7- 0				
7- 2	0- 0	1- 2	HOME	2- 0	0- 0	4- 0				
6- 0	1- 0	1- 0	AWAY	2- 0	1- 0	1- 0				
3- 0	0- 0	0- 0	NEUTRAL	1- 0	0- 0	2- 0				
11- 1	0- 0	0- 1	NON-CONFERENCE	4- 0	0- 0	7- 0				
5- 1	0- 0	0- 1	HOME	1- 0	0- 0	4- 0				
3- 0	0- 0	0- 0	AWAY	2- 0	0- 0	1- 0				
3- 0	0- 0	0- 0	NEUTRAL	1- 0	0- 0	2- 0				
5- 1	1- 0	2- 1	CONFERENCE	1- 0	1- 0	0- 0				
2- 1	0- 0	1- 1	HOME	1- 0	0- 0	0- 0				
3- 0	1- 0	1- 0	AWAY	0- 0	1- 0	0- 0				
0- 0	0- 0	0- 0	NEUTRAL	0- 0	0- 0	0- 0				

RPI 1-25			Team's RPI: 24	RPI 26-50			RPI 51-100			RPI 101+					
RPI	S	Opponent	Score	RPI	S	Opponent	Score	RPI	S	Opponent	Score	RPI	S	Opponent	Score
23	A	Oklahoma St.	71 67	27	H	Texas	56 49	52	N	Washington St.	88 66	102	A	Kansas	65 55
				28	A	Iowa St.	73 59	59	H	Oklahoma	77 63	163	N	Ole Miss	86 56
				30	H	Ohio St.	61 70	68	H	Virginia	68 58	169	H	Elon	89 56
				33	H	Baylor	62 78	75	A	Hawaii	59 56	207	A	Youngstown St.	85 58
								88	A	Duquesne	88 80	220	H	Coppin St.	88 56
												268	H	Delaware St.	109 47
												304	N	Marshall	82 51
												341	H	Fairleigh Dickinson	94 47
LAST 12 Division I GAMES:															
				59	H	Oklahoma	77 63	169	H	Elon	89 56				
				28	A	Iowa St.	73 59	88	A	Duquesne	88 80				
				27	H	Texas	56 49	268	H	Delaware St.	109 47				
				33	H	Baylor	62 78	304	N	Marshall	82 51				
				23	A	Oklahoma St.	71 67	341	H	Fairleigh Dickinson	94 47				
				102	A	Kansas	65 55	220	H	Coppin St.	88 56				

Non-Div I Games:

West Virginia

■ Loss, 
 ■ Non-Conf, S Site, 
 ■ Home 
 ■ Away 
 N Neutral



Average RPI Win:	146	WON-LOST	WINNING	LAST 10	STRENGTH OF	OPP. STRENGTH	TEAM	ADJ.	CONF.	ADJ CONF.
Average RPI Loss:	22	RECORD	PCT. RANK	GAMES	SCHEDULE	OF SCHEDULE	RPI	RPI	RPI	RPI
DIV. I ONLY	15- 4	33	9- 1	53	14	25	25	1	1	
DIV. I NON-CONF.	10- 4	75	5- 2	146	28	73	73	1	1	
TOTALS	RPI 1-25	RPI 26-50	W-L RECORDS	RPI 51-100	RPI 101-150	RPI 150+				
15- 4	2- 2	0- 2	OVERALL	4- 0	3- 0	6- 0				
10- 0	1- 0	0- 0	HOME	3- 0	2- 0	4- 0				
4- 1	1- 0	0- 1	AWAY	1- 0	0- 0	2- 0				
1- 3	0- 2	0- 1	NEUTRAL	0- 0	1- 0	0- 0				
10- 4	0- 2	0- 2	NON-CONFERENCE	2- 0	2- 0	6- 0				
7- 0	0- 0	0- 0	HOME	2- 0	1- 0	4- 0				
2- 1	0- 0	0- 1	AWAY	0- 0	0- 0	2- 0				
1- 3	0- 2	0- 1	NEUTRAL	0- 0	1- 0	0- 0				
5- 0	2- 0	0- 0	CONFERENCE	2- 0	1- 0	0- 0				
3- 0	1- 0	0- 0	HOME	1- 0	1- 0	0- 0				
2- 0	1- 0	0- 0	AWAY	1- 0	0- 0	0- 0				
0- 0	0- 0	0- 0	NEUTRAL	0- 0	0- 0	0- 0				

RPI	S	Opponent	Score
4	A	LSU	52 48
10	H	South Carolina	67 65
14	N	St. John's (NY)	70 72
16	N	Syracuse	63 78

RPI	S	Opponent	Score
27	N	Texas	58 69
31	A	Penn St.	58 66

RPI	S	Opponent	Score
51	A	Georgia	58 44
69	H	Mississippi St.	73 35
89	H	UTEP	74 58
95	H	Washington	74 68

RPI	S	Opponent	Score
125	H	Alabama	73 58
134	H	Arkansas St.	80 62
140	N	Memphis	69 59
187	H	San Diego St.	72 35
214	H	Louisiana Tech	80 52
248	A	North Texas	67 48
252	A	Houston	63 51
255	H	Nicholls St.	73 39
324	H	Prairie View	76 27

## LAST 12 Division I GAMES:

69	H	Mississippi St.	73 35	134	H	Arkansas St.	80 62
10	H	South Carolina	67 65	214	H	Louisiana Tech	80 52
51	A	Georgia	58 44	14	N	St. John's (NY)	70 72
4	A	LSU	52 48	255	H	Nicholls St.	73 39
125	H	Alabama	73 58	31	A	Penn St.	58 66
89	H	UTEP	74 58	95	H	Washington	74 68

Non-Div I Games:

Texas A&amp;M

■ Loss, 
 ■ Non-Conf, S Site, 
 ■ Home 
 ■ Away 
 N Neutral

Average RPI Win:	160	WON-LOST	WINNING	LAST 10	STRENGTH OF	OPP. STRENGTH	TEAM	ADJ.	CONF.	ADJ CONF.
Average RPI Loss:	29	RECORD	PCT. RANK	GAMES	SCHEDULE	OF SCHEDULE	RPI	RPI	RPI	RPI
DIV. I ONLY	14- 4	36	7- 3	67	60	26	26	2	2	
DIV. I NON-CONF.	12- 1	11	7- 0	111	110	15	15	4	4	
TOTALS	RPI 1-25	RPI 26-50	W-L RECORDS	RPI 51-100	RPI 101-150	RPI 150+				
14- 4	0- 3	1- 0	OVERALL	5- 1	2- 0	6- 0				
7- 1	0- 1	1- 0	HOME	2- 0	0- 0	4- 0				
6- 3	0- 2	0- 0	AWAY	3- 1	1- 0	2- 0				
1- 0	0- 0	0- 0	NEUTRAL	0- 0	1- 0	0- 0				
12- 1	0- 1	1- 0	NON-CONFERENCE	4- 0	1- 0	6- 0				
7- 0	0- 0	1- 0	HOME	2- 0	0- 0	4- 0				
4- 1	0- 1	0- 0	AWAY	2- 0	0- 0	2- 0				
1- 0	0- 0	0- 0	NEUTRAL	0- 0	1- 0	0- 0				
2- 3	0- 2	0- 0	CONFERENCE	1- 1	1- 0	0- 0				
0- 1	0- 1	0- 0	HOME	0- 0	0- 0	0- 0				
2- 2	0- 1	0- 0	AWAY	1- 1	1- 0	0- 0				
0- 0	0- 0	0- 0	NEUTRAL	0- 0	0- 0	0- 0				

RPI 1-25				RPI 26-50				Team's RPI: 26				RPI 51-100				RPI 101+			
RPI	S	Opponent	Score	RPI	S	Opponent	Score	RPI	S	Opponent	Score	RPI	S	Opponent	Score	RPI	S	Opponent	Score
5	A	Louisville	59 69	36	H	Michigan St.	60 58	68	A	Virginia	68 85	123	N	Pacific	73 66				
21	A	North Carolina St.	57 80					71	H	Stetson	79 49	124	A	Pittsburgh	78 69				
22	H	North Carolina	61 65					80	A	Florida	76 68	152	A	Long Beach St.	72 57				
								87	H	UT Martin	76 53	211	H	Jacksonville	71 33				
								90	A	Miami (FL)	68 63	243	A	Miami (OH)	71 62				
								99	A	Cincinnati	63 58	271	H	UNC Greensboro	93 59				
												324	H	Prairie View	88 37				
												333	H	North Florida	61 42				
LAST 12 Division I GAMES:																			
68	A	Virginia	68 85	152	A	Long Beach St.	72 57												
21	A	North Carolina St.	57 80	123	N	Pacific	73 66												
22	H	North Carolina	61 65	333	H	North Florida	61 42												
90	A	Miami (FL)	68 63	211	H	Jacksonville	71 33												
124	A	Pittsburgh	78 69	36	H	Michigan St.	60 58												
87	H	UT Martin	76 53	243	A	Miami (OH)	71 62												

Non-Div I Games:

Florida St.

■ Loss, 
 ■ Non-Conf, S Site, 
 ■ Home 
 ■ Away 
 N Neutral

Average RPI Win: 142		WON-LOST	WINNING	LAST 10	STRENGTH OF	OPP. STRENGTH	TEAM	ADJ.	CONF.	ADJ CONF.
Average RPI Loss: 26		RECORD	PCT. RANK	GAMES	SCHEDULE	OF SCHEDULE	RPI	RPI	RPI	RPI
DIV. I ONLY		12- 6	84	6- 4	6	34	27	27	5	5
DIV. I NON-CONF.		9- 3	63	5- 1	23	62	23	23	6	6
TOTALS		RPI 1-25	RPI 26-50	W-L RECORDS		RPI 51-100	RPI 101-150	RPI 150+		
12- 6	1- 5		0- 0	OVERALL		1- 1	4- 0	6- 0		
9- 1	0- 1		0- 0	HOME		1- 0	3- 0	5- 0		
1- 4	0- 3		0- 0	AWAY		0- 1	0- 0	1- 0		
2- 1	1- 1		0- 0	NEUTRAL		0- 0	1- 0	0- 0		
9- 3	1- 3		0- 0	NON-CONFERENCE		0- 0	2- 0	6- 0		
6- 1	0- 1		0- 0	HOME		0- 0	1- 0	5- 0		
1- 1	0- 1		0- 0	AWAY		0- 0	0- 0	1- 0		
2- 1	1- 1		0- 0	NEUTRAL		0- 0	1- 0	0- 0		
3- 3	0- 2		0- 0	CONFERENCE		1- 1	2- 0	0- 0		
3- 0	0- 0		0- 0	HOME		1- 0	2- 0	0- 0		
0- 3	0- 2		0- 0	AWAY		0- 1	0- 0	0- 0		
0- 0	0- 0		0- 0	NEUTRAL		0- 0	0- 0	0- 0		

RPI 1-25					RPI 26-50					Team's RPI: 27					RPI 51-100					RPI 101+				
RPI	S	Opponent	Score		RPI	S	Opponent	Score		RPI	S	Opponent	Score		RPI	S	Opponent	Score		RPI	S	Opponent	Score	
2	H	Stanford	54	63						59	H	Oklahoma	79	74	102	H	Kansas	70	58					
8	A	Tennessee	61	75						82	A	TCU	48	54	104	H	Kansas St.	67	53					
16	N	Syracuse	65	77											114	H	Idaho	87	58					
23	A	Oklahoma St.	61	67											140	N	Memphis	65	36					
24	A	West Virginia	49	56											155	H	UTSA	63	42					
25	N	Texas A&M	69	58											165	H	Northwestern St.	90	60					
LAST 12 Division I GAMES:																								
					82	A	TCU	48	54	114	H	Idaho	87	58										
					102	H	Kansas	70	58	165	H	Northwestern St.	90	60										
					24	A	West Virginia	49	56	175	H	Sam Houston St.	109	48										
					59	H	Oklahoma	79	74	8	A	Tennessee	61	75										
					104	H	Kansas St.	67	53	188	H	UALR	60	26										
					23	A	Oklahoma St.	61	67	140	N	Memphis	65	36										

Non-Div I Games:

**Texas**

Loss, Non-Conf, S Site, H Home A Away N Neutral

Average RPI Win:	146	WON-LOST	WINNING	LAST 10	STRENGTH OF	OPP. STRENGTH	TEAM	ADJ.	CONF.	ADJ CONF.
Average RPI Loss:	50	RECORD	PCT. RANK	GAMES	SCHEDULE	OF SCHEDULE	RPI	RPI	RPI	RPI
DIV. I ONLY	14- 3	25	7- 3	57	61	28	28	5	5	
DIV. I NON-CONF.	11- 0	1	6- 0	128	102	12	12	6	6	
TOTALS	RPI 1-25	RPI 26-50	W-L RECORDS	RPI 51-100	RPI 101-150	RPI 150+				
14- 3	0- 2	1- 0	OVERALL	5- 0	1- 1	7- 0				
8- 2	0- 2	1- 0	HOME	1- 0	1- 0	5- 0				
4- 1	0- 0	0- 0	AWAY	3- 0	0- 1	1- 0				
2- 0	0- 0	0- 0	NEUTRAL	1- 0	0- 0	1- 0				
11- 0	0- 0	1- 0	NON-CONFERENCE	3- 0	1- 0	6- 0				
7- 0	0- 0	1- 0	HOME	1- 0	1- 0	4- 0				
2- 0	0- 0	0- 0	AWAY	1- 0	0- 0	1- 0				
2- 0	0- 0	0- 0	NEUTRAL	1- 0	0- 0	1- 0				
3- 3	0- 2	0- 0	CONFERENCE	2- 0	0- 1	1- 0				
1- 2	0- 2	0- 0	HOME	0- 0	0- 0	1- 0				
2- 1	0- 0	0- 0	AWAY	2- 0	0- 1	0- 0				
0- 0	0- 0	0- 0	NEUTRAL	0- 0	0- 0	0- 0				

RPI 1-25				RPI 26-50				Team's RPI: 28				RPI 51-100				RPI 101+			
RPI	S	Opponent	Score	RPI	S	Opponent	Score	RPI	S	Opponent	Score	RPI	S	Opponent	Score	RPI	S	Opponent	Score
23	H	Oklahoma St.	62 69	37	H	Iowa	83 70	59	A	Oklahoma	82 75	104	A	Kansas St.	74 80				
24	H	West Virginia	59 73					65	N	Auburn	68 57	136	H	Holy Cross	72 50				
								82	A	TCU	71 49	159	H	UNI	83 55				
								97	H	North Dakota	84 55	168	H	South Dakota	88 72				
								99	A	Cincinnati	78 42	201	H	Texas Tech	74 48				
												206	N	Eastern Wash.	88 60				
												224	A	Drake	89 47				
												228	H	Cal St. Fullerton	79 52				
												289	H	William & Mary	85 65				
LAST 12 Division I GAMES:																			
104	A	Kansas St.	74 80	289	H	William & Mary	85 65												
24	H	West Virginia	59 73	136	H	Holy Cross	72 50												
23	H	Oklahoma St.	62 69	37	H	Iowa	83 70												
201	H	Texas Tech	74 48	228	H	Cal St. Fullerton	79 52												
59	A	Oklahoma	82 75	159	H	UNI	83 55												
82	A	TCU	71 49	65	N	Auburn	68 57												

Non-Div I Games:

Iowa St.

■ Loss, 
 ■ Non-Conf, S Site, 
 ■ Home 
 ■ Away 
 N Neutral

Average RPI Win:	163	WON-LOST	WINNING	LAST 10	STRENGTH OF	OPP. STRENGTH	TEAM	ADJ.	CONF.	ADJ CONF.
Average RPI Loss:	27	RECORD	PCT. RANK	GAMES	SCHEDULE	OF SCHEDULE	RPI	RPI	RPI	RPI
DIV. I ONLY	15- 3	22	10- 0	79	47	29	29	11	11	
DIV. I NON-CONF.	11- 3	55	8- 0	72	19	30	30	13	13	
TOTALS	RPI 1-25	RPI 26-50	W-L RECORDS	RPI 51-100	RPI 101-150	RPI 150+				
15- 3	0- 2	1- 0	OVERALL	4- 1	3- 0	7- 0				
5- 2	0- 2	1- 0	HOME	1- 0	0- 0	3- 0				
7- 1	0- 0	0- 0	AWAY	2- 1	2- 0	3- 0				
3- 0	0- 0	0- 0	NEUTRAL	1- 0	1- 0	1- 0				
11- 3	0- 2	1- 0	NON-CONFERENCE	3- 1	2- 0	5- 0				
3- 2	0- 2	1- 0	HOME	0- 0	0- 0	2- 0				
5- 1	0- 0	0- 0	AWAY	2- 1	1- 0	2- 0				
3- 0	0- 0	0- 0	NEUTRAL	1- 0	1- 0	1- 0				
4- 0	0- 0	0- 0	CONFERENCE	1- 0	1- 0	2- 0				
2- 0	0- 0	0- 0	HOME	1- 0	0- 0	1- 0				
2- 0	0- 0	0- 0	AWAY	0- 0	1- 0	1- 0				
0- 0	0- 0	0- 0	NEUTRAL	0- 0	0- 0	0- 0				

RPI 1-25				RPI 26-50				Team's RPI: 29				RPI 51-100				RPI 101+			
RPI	S	Opponent	Score	RPI	S	Opponent	Score	RPI	S	Opponent	Score	RPI	S	Opponent	Score	RPI	S	Opponent	Score
8	H	Tennessee	57 67	49	H	South Dakota St.	59 44	57	A	Arkansas	51 66	110	N	Wright St.	69 62				
17	H	Kentucky	72 84					69	N	Mississippi St.	62 48	139	A	UCF	63 51				
								78	A	South Fla.	68 62	147	A	UAB	61 55				
								89	H	UTEP	69 58	171	A	Clemson	76 51				
								90	A	Miami (FL)	61 55	214	A	Louisiana Tech	68 51				
												226	N	Southeastern La.	89 71				
												233	A	Austin Peay	69 43				
												248	H	North Texas	86 42				
												269	H	Tennessee Tech	84 53				
												313	H	Kennesaw St.	68 32				
LAST 12 Division I GAMES:																			
147	A	UAB	61 55	49	H	South Dakota St.	59 44	78	A	South Fla.	68 62	139	A	UCF	63 51				
89	H	UTEP	69 58					313	H	Kennesaw St.	68 32	233	A	Austin Peay	69 43				
214	A	Louisiana Tech	68 51					69	N	Mississippi St.	62 48								
248	H	North Texas	86 42																
269	H	Tennessee Tech	84 53																
171	A	Clemson	76 51																

Non-Div I Games:

Middle Tenn.

■ Loss, 
 ■ Non-Conf, S Site, 
 ■ Home 
 ■ Away 
 N Neutral

Average RPI Win: 114		WON-LOST	WINNING	LAST 10	STRENGTH OF	OPP. STRENGTH	TEAM	ADJ.	CONF.	ADJ CONF.
Average RPI Loss: 40		RECORD	PCT. RANK	GAMES	SCHEDULE	OF SCHEDULE	RPI	RPI	RPI	RPI
DIV. I ONLY		12- 9	122	6- 4	1	80	30	30	3	3
DIV. I NON-CONF.		10- 6	106	4- 3	1	133	24	24	3	3
TOTALS		RPI 1-25	RPI 26-50		W-L RECORDS		RPI 51-100	RPI 101-150		RPI 150+
12- 9	2- 3	2- 3		OVERALL		3- 3	0- 0		5- 0	
10- 4	1- 1	1- 2		HOME		3- 1	0- 0		5- 0	
2- 4	1- 1	1- 1		AWAY		0- 2	0- 0		0- 0	
0- 1	0- 1	0- 0		NEUTRAL		0- 0	0- 0		0- 0	
10- 6	1- 3	1- 1		NON-CONFERENCE		3- 2	0- 0		5- 0	
9- 2	0- 1	1- 1		HOME		3- 0	0- 0		5- 0	
1- 3	1- 1	0- 0		AWAY		0- 2	0- 0		0- 0	
0- 1	0- 1	0- 0		NEUTRAL		0- 0	0- 0		0- 0	
2- 3	1- 0	1- 2		CONFERENCE		0- 1	0- 0		0- 0	
1- 2	1- 0	0- 1		HOME		0- 1	0- 0		0- 0	
1- 1	0- 0	1- 1		AWAY		0- 0	0- 0		0- 0	
0- 0	0- 0	0- 0		NEUTRAL		0- 0	0- 0		0- 0	

RPI S	Opponent	Score	RPI S	Opponent	Score	Team's RPI: 30	RPI S	Opponent	Score	RPI S	Opponent	Score
3 N	UConn	49 70	31 A	Penn St.	42 66		51 A	Georgia	49 53	158 H	Fla. Atlantic	91 88
9 H	Purdue	89 78	35 A	Indiana	70 51		64 H	Michigan	49 64	160 H	Old Dominion	75 60
13 H	Gonzaga	58 59	37 H	Iowa	74 81		87 H	UT Martin	82 60	197 H	N.C. Central	65 47
18 A	Maryland	55 67	41 H	Marist	62 59		94 H	Army	59 56	200 H	Lehigh	93 63
24 A	West Virginia	70 61	47 H	Bowling Green	52 64		98 H	VCU	83 71	267 H	Appalachian St.	52 38
							99 A	Cincinnati	49 64			
LAST 12 Division I GAMES:												
37 H	Iowa	74 81	267 H	Appalachian St.	52 38		87 H	UT Martin	82 60			
31 A	Penn St.	42 66	87 H	UT Martin	82 60		99 A	Cincinnati	49 64			
35 A	Indiana	70 51	99 A	Cincinnati	49 64		94 H	Army	59 56			
64 H	Michigan	49 64	94 H	Army	59 56		13 H	Gonzaga	58 59			
9 H	Purdue	89 78	13 H	Gonzaga	58 59		18 A	Maryland	55 67			
197 H	N.C. Central	65 47	18 A	Maryland	55 67							

Non-Div I Games:

Ohio St.

■ Loss, 
 ■ Non-Conf, S Site, 
 ■ Home 
 ■ Away 
 N Neutral

Average RPI Win:	127	WON-LOST	WINNING	LAST 10	STRENGTH OF	OPP. STRENGTH	TEAM	ADJ.	CONF.	ADJ CONF.
Average RPI Loss:	17	RECORD	PCT. RANK	GAMES	SCHEDULE	OF SCHEDULE	RPI	RPI	RPI	RPI
DIV. I ONLY	13- 4	41	8- 2	45	3	31	31	3	3	
DIV. I NON-CONF.	9- 3	63	5- 2	71	12	50	50	3	3	
TOTALS	RPI 1-25	RPI 26-50	W-L RECORDS	RPI 51-100	RPI 101-150	RPI 150+				
13- 4	1- 3	4- 1	OVERALL	1- 0	3- 0	4- 0				
7- 3	1- 3	1- 0	HOME	1- 0	1- 0	3- 0				
4- 1	0- 0	2- 1	AWAY	0- 0	2- 0	0- 0				
2- 0	0- 0	1- 0	NEUTRAL	0- 0	0- 0	1- 0				
9- 3	1- 2	1- 1	NON-CONFERENCE	1- 0	2- 0	4- 0				
6- 2	1- 2	0- 0	HOME	1- 0	1- 0	3- 0				
1- 1	0- 0	0- 1	AWAY	0- 0	1- 0	0- 0				
2- 0	0- 0	1- 0	NEUTRAL	0- 0	0- 0	1- 0				
4- 1	0- 1	3- 0	CONFERENCE	0- 0	1- 0	0- 0				
1- 1	0- 1	1- 0	HOME	0- 0	0- 0	0- 0				
3- 0	0- 0	2- 0	AWAY	0- 0	1- 0	0- 0				
0- 0	0- 0	0- 0	NEUTRAL	0- 0	0- 0	0- 0				

RPI 1-25				RPI 26-50				Team's RPI: 31	RPI 51-100				RPI 101+			
RPI	S	Opponent	Score	RPI	S	Opponent	Score		RPI	S	Opponent	Score	RPI	S	Opponent	Score
3	H	UConn	52 71	30	H	Ohio St.	66 42		56	H	Fordham	78 61	116	H	Bucknell	92 49
6	H	Notre Dame	67 77	36	A	Michigan St.	66 54						143	A	Illinois	82 76
9	H	Purdue	74 84	37	A	Iowa	87 71						145	A	Georgetown	77 68
25	H	Texas A&M	66 58	43	N	Oregon St.	61 56						205	H	Hartford	70 56
				49	A	South Dakota St.	79 83						225	N	Illinois St.	72 60
LAST 12 Division I GAMES:																
				36	A	Michigan St.	66 54		336	H	Alcorn	85 62				
				30	H	Ohio St.	66 42		25	H	Texas A&M	66 58				
				9	H	Purdue	74 84		49	A	South Dakota St.	79 83				
				143	A	Illinois	82 76		145	A	Georgetown	77 68				
				37	A	Iowa	87 71		6	H	Notre Dame	67 77				
				205	H	Hartford	70 56		225	N	Illinois St.	72 60				

Non-Div I Games:

Penn St.

■ Loss, 
■ Non-Conf, S Site, 
■ Home 
■ Away 
N Neutral

## St. Mary's (CA)

Through Games Of Jan. 19, 2014

Average RPI Win:	166	WON-LOST	WINNING	LAST 10	STRENGTH OF	OPP. STRENGTH	TEAM	ADJ.	CONF.	ADJ CONF.
Average RPI Loss:	58	RECORD	PCT. RANK	GAMES	SCHEDULE	OF SCHEDULE	RPI	RPI	RPI	RPI
DIV. I ONLY	16- 3	15	8- 2	115	91	32	32	8	8	
DIV. I NON-CONF.	10- 1	23	3- 1	174	73	27	27	8	8	
TOTALS	RPI 1-25	RPI 26-50	W-L RECORDS	RPI 51-100	RPI 101-150	RPI 150+				
16- 3	1- 1	1- 0	OVERALL	2- 1	4- 1	8- 0				
10- 0	1- 0	0- 0	HOME	2- 0	3- 0	4- 0				
6- 3	0- 1	1- 0	AWAY	0- 1	1- 1	4- 0				
0- 0	0- 0	0- 0	NEUTRAL	0- 0	0- 0	0- 0				
10- 1	0- 0	1- 0	NON-CONFERENCE	1- 0	4- 1	4- 0				
6- 0	0- 0	0- 0	HOME	1- 0	3- 0	2- 0				
4- 1	0- 0	1- 0	AWAY	0- 0	1- 1	2- 0				
0- 0	0- 0	0- 0	NEUTRAL	0- 0	0- 0	0- 0				
6- 2	1- 1	0- 0	CONFERENCE	1- 1	0- 0	4- 0				
4- 0	1- 0	0- 0	HOME	1- 0	0- 0	2- 0				
2- 2	0- 1	0- 0	AWAY	0- 1	0- 0	2- 0				
0- 0	0- 0	0- 0	NEUTRAL	0- 0	0- 0	0- 0				

RPI 1-25				RPI 26-50				Team's RPI: 32	RPI 51-100				RPI 101+			
RPI	S	Opponent	Score	RPI	S	Opponent	Score		RPI	S	Opponent	Score	RPI	S	Opponent	Score
13	H	Gonzaga	79 78	40	A	Southern California	71 55		54	A	BYU	67 69	101	A	Sacramento St.	92 94
20	A	San Diego	70 80						95	H	Washington	91 81	106	A	Butler	90 86
									100	H	Portland	80 65	112	H	Cal Poly	77 69
													125	H	Alabama	86 76
													146	H	UC Davis	88 71
													180	A	Cal St. Northridge	72 60
													210	A	San Francisco	86 67
													218	H	Toledo	81 57
													235	H	Pepperdine	71 48
													246	H	Loyola Marymount	78 74
													254	A	Portland St.	72 54
													277	A	Santa Clara	80 70
													295	H	UC Santa Barbara	89 79
LAST 12 Division I GAMES:																
246	H	Loyola Marymount	78 74	100	H	Portland	80 65									
235	H	Pepperdine	71 48	13	H	Gonzaga	79 78									
210	A	San Francisco	86 67	180	A	Cal St. Northridge	72 60									
277	A	Santa Clara	80 70	40	A	Southern California	71 55									
54	A	BYU	67 69	146	H	UC Davis	88 71									
20	A	San Diego	70 80	101	A	Sacramento St.	92 94									

Non-Div I Games:

St. Mary's (CA)

■ Loss, 
 ■ Non-Conf, S Site, 
 ■ Home 
 ■ Away 
 N Neutral



Average RPI Win: 167		WON-LOST	WINNING	LAST 10	STRENGTH OF	OPP. STRENGTH	TEAM	ADJ.	CONF.	ADJ CONF.
Average RPI Loss: 41		RECORD	PCT. RANK	GAMES	SCHEDULE	OF SCHEDULE	RPI	RPI	RPI	RPI
DIV. I ONLY		14- 3	25	7- 3	42	126	33	33	5	5
DIV. I NON-CONF.		10- 2	38	5- 2	61	249	53	53	6	6
TOTALS		RPI 1-25	RPI 26-50		W-L RECORDS		RPI 51-100	RPI 101-150	RPI 150+	
14- 3		1- 2	0- 0		OVERALL		1- 0	2- 1	10- 0	
12- 1		0- 1	0- 0		HOME		1- 0	1- 0	10- 0	
2- 1		1- 0	0- 0		AWAY		0- 0	1- 1	0- 0	
0- 1		0- 1	0- 0		NEUTRAL		0- 0	0- 0	0- 0	
10- 2		0- 2	0- 0		NON-CONFERENCE		0- 0	0- 0	10- 0	
10- 1		0- 1	0- 0		HOME		0- 0	0- 0	10- 0	
0- 0		0- 0	0- 0		AWAY		0- 0	0- 0	0- 0	
0- 1		0- 1	0- 0		NEUTRAL		0- 0	0- 0	0- 0	
4- 1		1- 0	0- 0		CONFERENCE		1- 0	2- 1	0- 0	
2- 0		0- 0	0- 0		HOME		1- 0	1- 0	0- 0	
2- 1		1- 0	0- 0		AWAY		0- 0	1- 1	0- 0	
0- 0		0- 0	0- 0		NEUTRAL		0- 0	0- 0	0- 0	

RPI 1-25				RPI 26-50		Team's RPI: 33		RPI 51-100				RPI 101+			
RPI	S	Opponent	Score	RPI	S	Opponent	Score	RPI	S	Opponent	Score	RPI	S	Opponent	Score
3	H	UConn	55 66					82	H	TCU	80 46	102	A	Kansas	60 76
17	N	Kentucky	130 133									102	H	Kansas	75 55
24	A	West Virginia	78 62									104	A	Kansas St.	92 63
												155	H	UTSA	92 62
												163	H	Ole Miss	87 80
												164	H	Savannah St.	99 31
												165	H	Northwestern St.	88 54
												173	H	Rice	79 46
												202	H	McNeese St.	82 57
												221	H	San Jose St.	113 73
												237	H	Grambling	110 55
												255	H	Nicholls St.	111 58
												292	H	Houston Baptist	100 57
LAST 12 Division I GAMES:															
102	A	Kansas	60 76	202	H	McNeese St.	82 57								
3	H	UConn	55 66	163	H	Ole Miss	87 80								
82	H	TCU	80 46	292	H	Houston Baptist	100 57								
24	A	West Virginia	78 62	17	N	Kentucky	130 133								
102	H	Kansas	75 55	221	H	San Jose St.	113 73								
104	A	Kansas St.	92 63	155	H	UTSA	92 62								

Non-Div I Games:

Baylor

Average RPI Win:	135	WON-LOST	WINNING	LAST 10	STRENGTH OF	OPP. STRENGTH	TEAM	ADJ.	CONF.	ADJ CONF.
Average RPI Loss:	64	RECORD	PCT. RANK	GAMES	SCHEDULE	OF SCHEDULE	RPI	RPI	RPI	RPI
DIV. I ONLY	13- 4	41	6- 4	71	56	34	34	7	7	
DIV. I NON-CONF.	10- 1	23	5- 1	84	45	16	16	7	7	
TOTALS	RPI 1-25	RPI 26-50	W-L RECORDS	RPI 51-100	RPI 101-150	RPI 150+				
13- 4	0- 1	1- 1	OVERALL	3- 1	3- 1	6- 0				
3- 2	0- 1	0- 0	HOME	1- 0	1- 1	1- 0				
7- 2	0- 0	1- 1	AWAY	1- 1	1- 0	4- 0				
3- 0	0- 0	0- 0	NEUTRAL	1- 0	1- 0	1- 0				
10- 1	0- 1	1- 0	NON-CONFERENCE	2- 0	2- 0	5- 0				
2- 1	0- 1	0- 0	HOME	1- 0	1- 0	0- 0				
5- 0	0- 0	1- 0	AWAY	0- 0	0- 0	4- 0				
3- 0	0- 0	0- 0	NEUTRAL	1- 0	1- 0	1- 0				
3- 3	0- 0	0- 1	CONFERENCE	1- 1	1- 1	1- 0				
1- 1	0- 0	0- 0	HOME	0- 0	0- 1	1- 0				
2- 2	0- 0	0- 1	AWAY	1- 1	1- 0	0- 0				
0- 0	0- 0	0- 0	NEUTRAL	0- 0	0- 0	0- 0				

RPI 1-25				RPI 26-50				Team's RPI: 34		RPI 51-100				RPI 101+			
RPI	S	Opponent	Score	RPI	S	Opponent	Score		RPI	S	Opponent	Score	RPI	S	Opponent	Score	
11	H	Saint Joseph's	60 63	42	A	Temple	59 58		61	H	Penn	55 54	106	A	Butler	70 48	
				45	A	DePaul	65 91		73	A	Creighton	58 65	113	N	Montana St.	79 55	
									83	N	Drexel	63 52	126	H	Lafayette	60 33	
									91	A	Marquette	63 61	127	H	Seton Hall	56 64	
													176	A	Sacred Heart	62 59	
													178	A	La Salle	83 47	
													190	H	Providence	68 59	
													191	N	Mississippi Val.	87 53	
													193	A	FIU	68 61	
													200	A	Lehigh	79 73	
LAST 12 Division I GAMES:																	
				45	A	DePaul	65 91		73	A	Creighton	58 65					
				61	H	Penn	55 54		42	A	Temple	59 58					
				127	H	Seton Hall	56 64		178	A	La Salle	83 47					
				106	A	Butler	70 48		11	H	Saint Joseph's	60 63					
				190	H	Providence	68 59		193	A	FIU	68 61					
				91	A	Marquette	63 61		113	N	Montana St.	79 55					

Non-Div I Games:

Villanova

■ Loss, 
■ Non-Conf, S Site, 
■ Home 
■ Away 
N Neutral

## Indiana

Through Games Of Jan. 19, 2014

Average RPI Win:	161	WON-LOST	WINNING	LAST 10	STRENGTH OF	OPP. STRENGTH	TEAM	ADJ.	CONF.	ADJ CONF.
Average RPI Loss:	32	RECORD	PCT. RANK	GAMES	SCHEDULE	OF SCHEDULE	RPI	RPI	RPI	RPI
DIV. I ONLY	15- 3	22	7- 3	109	51	35	35	3	3	
DIV. I NON-CONF.	13- 0	1	7- 0	190	166	25	25	3	3	
TOTALS	RPI 1-25	RPI 26-50	W-L RECORDS	RPI 51-100	RPI 101-150	RPI 150+				
15- 3	0- 1	2- 1	OVERALL	0- 1	5- 0	8- 0				
9- 1	0- 0	2- 1	HOME	0- 0	3- 0	4- 0				
6- 2	0- 1	0- 0	AWAY	0- 1	2- 0	4- 0				
0- 0	0- 0	0- 0	NEUTRAL	0- 0	0- 0	0- 0				
13- 0	0- 0	0- 0	NON-CONFERENCE	0- 0	5- 0	8- 0				
7- 0	0- 0	0- 0	HOME	0- 0	3- 0	4- 0				
6- 0	0- 0	0- 0	AWAY	0- 0	2- 0	4- 0				
0- 0	0- 0	0- 0	NEUTRAL	0- 0	0- 0	0- 0				
2- 3	0- 1	2- 1	CONFERENCE	0- 1	0- 0	0- 0				
2- 1	0- 0	2- 1	HOME	0- 0	0- 0	0- 0				
0- 2	0- 1	0- 0	AWAY	0- 1	0- 0	0- 0				
0- 0	0- 0	0- 0	NEUTRAL	0- 0	0- 0	0- 0				

RPI	S	Opponent	Score	RPI	S	Opponent	Score	Team's RPI: 35	RPI	S	Opponent	Score	RPI	S	Opponent	Score
9	A	Purdue	53 86	30	H	Ohio St.	51 70		58	A	Wisconsin	60 65	106	H	Butler	84 69
				37	H	Iowa	86 84						117	A	IUPUI	51 45
				39	H	Minnesota	83 78						119	A	Indiana St.	57 54
													120	H	Virginia Tech	71 65
													150	H	USC Upstate	87 38
													151	A	Cleveland St.	107 73
													166	A	Xavier	62 55
													181	A	IPFW	85 80
													208	H	Oakland	85 55
													232	H	Milwaukee	87 68
													245	A	Morehead St.	77 54
													261	H	Saint Louis	85 69
													276	H	Central Ark.	80 53
LAST 12 Division I GAMES:																
39	H	Minnesota	83 78	151	A	Cleveland St.	107 73									
9	A	Purdue	53 86	117	A	IUPUI	51 45									
58	A	Wisconsin	60 65	232	H	Milwaukee	87 68									
30	H	Ohio St.	51 70	245	A	Morehead St.	77 54									
37	H	Iowa	86 84	120	H	Virginia Tech	71 65									
166	A	Xavier	62 55	150	H	USC Upstate	87 38									

Non-Div I Games:

Indiana

■ Loss, 
 ■ Non-Conf, S Site, 
 ■ Home 
 ■ Away 
 N Neutral

Average RPI Win:	130	WON-LOST	WINNING	LAST 10	STRENGTH OF	OPP. STRENGTH	TEAM	ADJ.	CONF.	ADJ CONF.
Average RPI Loss:	65	RECORD	PCT. RANK	GAMES	SCHEDULE	OF SCHEDULE	RPI	RPI	RPI	RPI
DIV. I ONLY	12- 6	84	7- 3	22	43	36	36	3	3	
DIV. I NON-CONF.	8- 5	109	3- 4	67	59	78	78	3	3	
TOTALS	RPI 1-25	RPI 26-50	W-L RECORDS	RPI 51-100	RPI 101-150	RPI 150+				
12- 6	1- 2	3- 2	OVERALL	2- 0	1- 1	5- 1				
7- 2	1- 0	0- 1	HOME	1- 0	0- 0	5- 1				
4- 3	0- 1	3- 1	AWAY	1- 0	0- 1	0- 0				
1- 1	0- 1	0- 0	NEUTRAL	0- 0	1- 0	0- 0				
8- 5	1- 2	1- 1	NON-CONFERENCE	0- 0	1- 1	5- 1				
6- 1	1- 0	0- 0	HOME	0- 0	0- 0	5- 1				
1- 3	0- 1	1- 1	AWAY	0- 0	0- 1	0- 0				
1- 1	0- 1	0- 0	NEUTRAL	0- 0	1- 0	0- 0				
4- 1	0- 0	2- 1	CONFERENCE	2- 0	0- 0	0- 0				
1- 1	0- 0	0- 1	HOME	1- 0	0- 0	0- 0				
3- 0	0- 0	2- 0	AWAY	1- 0	0- 0	0- 0				
0- 0	0- 0	0- 0	NEUTRAL	0- 0	0- 0	0- 0				

RPI 1-25				RPI 26-50				RPI 51-100				RPI 101+			
RPI	S	Opponent	Score	RPI	S	Opponent	Score	RPI	S	Opponent	Score	RPI	S	Opponent	Score
6	A	Notre Dame	62 81	26	A	Florida St.	58 60	64	A	Michigan	79 72	120	A	Virginia Tech	66 72
19	H	Dayton	96 89	31	H	Penn St.	54 66	72	H	Nebraska	70 57	145	N	Georgetown	67 54
23	N	Oklahoma St.	57 63	37	A	Iowa	88 72					170	H	Colgate	96 46
				39	A	Minnesota	81 56					173	H	Rice	81 68
				42	A	Temple	74 70					181	H	IPFW	76 81
												208	H	Oakland	80 62
												259	H	Canisius	102 54
												327	H	Detroit	80 41
LAST 12 Division I GAMES:															
31	H	Penn St.	54 66	145	N	Georgetown	67 54								
37	A	Iowa	88 72	23	N	Oklahoma St.	57 63								
64	A	Michigan	79 72	208	H	Oakland	80 62								
72	H	Nebraska	70 57	120	A	Virginia Tech	66 72								
39	A	Minnesota	81 56	26	A	Florida St.	58 60								
170	H	Colgate	96 46	181	H	IPFW	76 81								

Non-Div I Games:

Michigan St.

Average RPI Win:	137	WON-LOST	WINNING	LAST 10	STRENGTH OF	OPP. STRENGTH	TEAM	ADJ.	CONF.	ADJ CONF.
Average RPI Loss:	37	RECORD	PCT. RANK	GAMES	SCHEDULE	OF SCHEDULE	RPI	RPI	RPI	RPI
DIV. I ONLY	15- 5	47	6- 4	72	21	37	37	3	3	
DIV. I NON-CONF.	12- 2	30	5- 1	148	79	31	31	3	3	
TOTALS	RPI 1-25	RPI 26-50	W-L RECORDS	RPI 51-100	RPI 101-150	RPI 150+				
15- 5	2- 0	3- 4	OVERALL	3- 1	0- 0	7- 0				
9- 2	2- 0	1- 2	HOME	1- 0	0- 0	5- 0				
3- 3	0- 0	1- 2	AWAY	1- 1	0- 0	1- 0				
3- 0	0- 0	1- 0	NEUTRAL	1- 0	0- 0	1- 0				
12- 2	2- 0	1- 1	NON-CONFERENCE	2- 1	0- 0	7- 0				
8- 0	2- 0	0- 0	HOME	1- 0	0- 0	5- 0				
1- 2	0- 0	0- 1	AWAY	0- 1	0- 0	1- 0				
3- 0	0- 0	1- 0	NEUTRAL	1- 0	0- 0	1- 0				
3- 3	0- 0	2- 3	CONFERENCE	1- 0	0- 0	0- 0				
1- 2	0- 0	1- 2	HOME	0- 0	0- 0	0- 0				
2- 1	0- 0	1- 1	AWAY	1- 0	0- 0	0- 0				
0- 0	0- 0	0- 0	NEUTRAL	0- 0	0- 0	0- 0				

RPI 1-25				RPI 26-50				Team's RPI: 37	RPI 51-100				RPI 101+			
RPI	S	Opponent	Score	RPI	S	Opponent	Score		RPI	S	Opponent	Score	RPI	S	Opponent	Score
16	H	Syracuse	97 91	28	A	Iowa St.	70 83		53	A	Colorado	87 90	159	A	UNI	67 60
19	H	Dayton	97 93	30	A	Ohio St.	81 74		58	A	Wisconsin	82 65	177	H	Stony Brook	78 40
				31	H	Penn St.	71 87		66	N	Boston College	78 68	224	H	Drake	73 51
				35	A	Indiana	84 86		97	H	North Dakota	88 62	247	H	Idaho St.	95 47
				36	H	Michigan St.	72 88						263	H	UC Riverside	70 56
				39	H	Minnesota	78 71						283	N	UNC Wilmington	102 65
				40	N	Southern California	78 65						340	H	Ark.-Pine Bluff	76 38
LAST 12 Division I GAMES:																
				30	A	Ohio St.	81 74		97	H	North Dakota	88 62				
				36	H	Michigan St.	72 88		224	H	Drake	73 51				
				58	A	Wisconsin	82 65		28	A	Iowa St.	70 83				
				39	H	Minnesota	78 71		247	H	Idaho St.	95 47				
				31	H	Penn St.	71 87		16	H	Syracuse	97 91				
				35	A	Indiana	84 86		283	N	UNC Wilmington	102 65				

Non-Div I Games:

Iowa

■ Loss, 
■ Non-Conf, 
■ S Site, 
■ H Home 
■ A Away 
N Neutral



## Minnesota

Through Games Of Jan. 19, 2014

Average RPI Win:	115	WON-LOST	WINNING	LAST 10	STRENGTH OF	OPP. STRENGTH	TEAM	ADJ.	CONF.	ADJ CONF.
Average RPI Loss:	55	RECORD	PCT. RANK	GAMES	SCHEDULE	OF SCHEDULE	RPI	RPI	RPI	RPI
DIV. I ONLY	12- 7	96	5- 5	14	48	39	39	3	3	
DIV. I NON-CONF.	11- 3	55	5- 2	34	49	21	21	3	3	
TOTALS	RPI 1-25	RPI 26-50	W-L RECORDS	RPI 51-100	RPI 101-150	RPI 150+				
12- 7	0- 0	0- 3	OVERALL	6- 4	3- 0	3- 0				
9- 2	0- 0	0- 1	HOME	5- 1	2- 0	2- 0				
1- 5	0- 0	0- 2	AWAY	0- 3	0- 0	1- 0				
2- 0	0- 0	0- 0	NEUTRAL	1- 0	1- 0	0- 0				
11- 3	0- 0	0- 0	NON-CONFERENCE	5- 3	3- 0	3- 0				
8- 1	0- 0	0- 0	HOME	4- 1	2- 0	2- 0				
1- 2	0- 0	0- 0	AWAY	0- 2	0- 0	1- 0				
2- 0	0- 0	0- 0	NEUTRAL	1- 0	1- 0	0- 0				
1- 4	0- 0	0- 3	CONFERENCE	1- 1	0- 0	0- 0				
1- 1	0- 0	0- 1	HOME	1- 0	0- 0	0- 0				
0- 3	0- 0	0- 2	AWAY	0- 1	0- 0	0- 0				
0- 0	0- 0	0- 0	NEUTRAL	0- 0	0- 0	0- 0				

RPI 1-25				RPI 26-50				Team's RPI: 39		RPI 51-100				RPI 101+			
RPI	S	Opponent	Score	RPI	S	Opponent	Score	RPI	S	Opponent	Score	RPI	S	Opponent	Score		
				35	A	Indiana	78 83	60	H	UCLA	55 58	102	H	Kansas	70 59		
				36	H	Michigan St.	56 81	63	N	Chattanooga	63 62	108	H	Charlotte	90 55		
				37	A	Iowa	71 78	65	H	Auburn	67 54	128	N	Colorado St.	79 55		
								72	A	Nebraska	85 88	159	A	UNI	73 55		
								73	A	Creighton	52 63	208	H	Oakland	79 43		
								74	H	Navy	62 55	209	H	Loyola Chicago	80 36		
								75	A	Hawaii	71 77						
								77	H	Northwestern	94 59						
								90	H	Miami (FL)	74 67						
								97	H	North Dakota	46 44						
LAST 12 Division I GAMES:																	
				35	A	Indiana	78 83	65	H	Auburn	67 54						
				72	A	Nebraska	85 88	60	H	UCLA	55 58						
				77	H	Northwestern	94 59	97	H	North Dakota	46 44						
				37	A	Iowa	71 78	90	H	Miami (FL)	74 67						
				36	H	Michigan St.	56 81	75	A	Hawaii	71 77						
				208	H	Oakland	79 43	128	N	Colorado St.	79 55						

Non-Div I Games:

Minnesota

■ Loss, 
 ■ Non-Conf, 
 S Site, 
 ■ Home 
 ■ Away 
 N Neutral

Average RPI Win:	128	WON-LOST	WINNING	LAST 10	STRENGTH OF	OPP. STRENGTH	TEAM	ADJ.	CONF.	ADJ CONF.
Average RPI Loss:	48	RECORD	PCT. RANK	GAMES	SCHEDULE	OF SCHEDULE	RPI	RPI	RPI	RPI
DIV. I ONLY	13- 6	81	8- 2	50	10	40	40	4	4	
DIV. I NON-CONF.	7- 5	121	3- 2	39	22	64	64	2	2	
TOTALS	RPI 1-25	RPI 26-50	W-L RECORDS	RPI 51-100	RPI 101-150	RPI 150+				
13- 6	0- 3	1- 2	OVERALL	5- 0	3- 0	4- 1				
7- 2	0- 1	1- 1	HOME	3- 0	1- 0	2- 0				
4- 3	0- 2	0- 0	AWAY	1- 0	2- 0	1- 1				
2- 1	0- 0	0- 1	NEUTRAL	1- 0	0- 0	1- 0				
7- 5	0- 2	0- 2	NON-CONFERENCE	2- 0	2- 0	3- 1				
3- 2	0- 1	0- 1	HOME	1- 0	0- 0	2- 0				
2- 2	0- 1	0- 0	AWAY	0- 0	2- 0	0- 1				
2- 1	0- 0	0- 1	NEUTRAL	1- 0	0- 0	1- 0				
6- 1	0- 1	1- 0	CONFERENCE	3- 0	1- 0	1- 0				
4- 0	0- 0	1- 0	HOME	2- 0	1- 0	0- 0				
2- 1	0- 1	0- 0	AWAY	1- 0	0- 0	1- 0				
0- 0	0- 0	0- 0	NEUTRAL	0- 0	0- 0	0- 0				

RPI 1-25				RPI 26-50				Team's RPI: 40				RPI 51-100				RPI 101+			
RPI	S	Opponent	Score	RPI	S	Opponent	Score	RPI	S	Opponent	Score	RPI	S	Opponent	Score	RPI	S	Opponent	Score
7	A	Arizona St.	86 94	32	H	St. Mary's (CA)	55 71	53	H	Colorado	55 45	130	A	Fresno St.	63 54				
10	H	South Carolina	50 70	37	N	Iowa	65 78	60	A	UCLA	56 54	146	A	UC Davis	64 55				
23	A	Oklahoma St.	51 82	43	H	Oregon St.	81 60	66	N	Boston College	79 52	148	H	Utah	55 47				
								75	H	Hawaii	66 55	152	H	Long Beach St.	89 72				
								92	H	Oregon	109 85	180	A	Cal St. Northridge	64 65				
												187	H	San Diego St.	65 61				
												227	A	Arizona	54 45				
												283	N	UNC Wilmington	85 59				
LAST 12 Division I GAMES:																			
92	H	Oregon	109 85	60	A	UCLA	56 54												
43	H	Oregon St.	81 60	152	H	Long Beach St.	89 72												
227	A	Arizona	54 45	75	H	Hawaii	66 55												
7	A	Arizona St.	86 94	32	H	St. Mary's (CA)	55 71												
148	H	Utah	55 47	180	A	Cal St. Northridge	64 65												
53	H	Colorado	55 45	66	N	Boston College	79 52												

Non-Div I Games:

Southern California

■ Loss, 
 ■ Non-Conf, 
 ■ S Site, 
 ■ H Home 
 ■ A Away 
 N Neutral



Average RPI Win:	173	WON-LOST	WINNING	LAST 10	STRENGTH OF	OPP. STRENGTH	TEAM	ADJ.	CONF.	ADJ CONF.
Average RPI Loss:	49	RECORD	PCT. RANK	GAMES	SCHEDULE	OF SCHEDULE	RPI	RPI	RPI	RPI
DIV. I ONLY	13- 5	58	9- 1	56	109	41	41	18	18	
DIV. I NON-CONF.	6- 4	114	4- 0	12	40	26	26	16	16	
TOTALS	RPI 1-25	RPI 26-50	W-L RECORDS	RPI 51-100	RPI 101-150	RPI 150+				
13- 5	0- 1	1- 3	OVERALL	3- 0	1- 1	8- 0				
5- 2	0- 1	0- 1	HOME	1- 0	0- 0	4- 0				
5- 3	0- 0	0- 2	AWAY	1- 0	1- 1	3- 0				
3- 0	0- 0	1- 0	NEUTRAL	1- 0	0- 0	1- 0				
6- 4	0- 1	1- 2	NON-CONFERENCE	2- 0	0- 1	3- 0				
2- 1	0- 1	0- 0	HOME	1- 0	0- 0	1- 0				
1- 3	0- 0	0- 2	AWAY	0- 0	0- 1	1- 0				
3- 0	0- 0	1- 0	NEUTRAL	1- 0	0- 0	1- 0				
7- 1	0- 0	0- 1	CONFERENCE	1- 0	1- 0	5- 0				
3- 1	0- 0	0- 1	HOME	0- 0	0- 0	3- 0				
4- 0	0- 0	0- 0	AWAY	1- 0	1- 0	2- 0				
0- 0	0- 0	0- 0	NEUTRAL	0- 0	0- 0	0- 0				

RPI 1-25				RPI 26-50				Team's RPI: 41				RPI 51-100				RPI 101+			
RPI	S	Opponent	Score	RPI	S	Opponent	Score	RPI	S	Opponent	Score	RPI	S	Opponent	Score	RPI	S	Opponent	Score
17	H	Kentucky	61 75	30	A	Ohio St.	59 62	59	H	Oklahoma	76 69	103	A	Albany (NY)	59 69				
				46	A	Princeton	58 81	70	A	Quinnipiac	69 63	138	A	Fairfield	60 36				
				47	N	Bowling Green	74 60	86	N	St. Bonaventure	68 51	160	N	Old Dominion	87 82				
				50	H	Iona	71 73					167	H	Northeastern	103 66				
												195	A	Boston U.	76 65				
												236	H	Siena	78 60				
												259	A	Canisius	73 47				
												259	H	Canisius	57 49				
												279	A	Niagara	74 59				
												288	H	Manhattan	70 46				
LAST 12 Division I GAMES:																			
				259	A	Canisius	73 47	259	H	Canisius	57 49								
				279	A	Niagara	74 59	59	H	Oklahoma	76 69								
				50	H	Iona	71 73	167	H	Northeastern	103 66								
				138	A	Fairfield	60 36	195	A	Boston U.	76 65								
				236	H	Siena	78 60	70	A	Quinnipiac	69 63								
				288	H	Manhattan	70 46	86	N	St. Bonaventure	68 51								

Non-Div I Games:

Marist

■ Loss, 
 ■ Non-Conf, 
 S Site, 
 ■ Home 
 ■ Away 
 N Neutral

Average RPI Win:	146	WON-LOST	WINNING	LAST 10	STRENGTH OF	OPP. STRENGTH	TEAM	ADJ.	CONF.	ADJ CONF.
Average RPI Loss:	26	RECORD	PCT. RANK	GAMES	SCHEDULE	OF SCHEDULE	RPI	RPI	RPI	RPI
DIV. I ONLY	10- 7	112	5- 5	12	18	42	42	6	6	
DIV. I NON-CONF.	6- 4	114	2- 3	25	58	57	57	5	5	
TOTALS	RPI 1-25	RPI 26-50	W-L RECORDS	RPI 51-100	RPI 101-150	RPI 150+				
10- 7	0- 4	0- 2	OVERALL	3- 1	3- 0	4- 0				
5- 4	0- 2	0- 2	HOME	2- 0	1- 0	2- 0				
5- 3	0- 2	0- 0	AWAY	1- 1	2- 0	2- 0				
0- 0	0- 0	0- 0	NEUTRAL	0- 0	0- 0	0- 0				
6- 4	0- 2	0- 2	NON-CONFERENCE	1- 0	1- 0	4- 0				
3- 3	0- 1	0- 2	HOME	1- 0	0- 0	2- 0				
3- 1	0- 1	0- 0	AWAY	0- 0	1- 0	2- 0				
0- 0	0- 0	0- 0	NEUTRAL	0- 0	0- 0	0- 0				
4- 3	0- 2	0- 0	CONFERENCE	2- 1	2- 0	0- 0				
2- 1	0- 1	0- 0	HOME	1- 0	1- 0	0- 0				
2- 2	0- 1	0- 0	AWAY	1- 1	1- 0	0- 0				
0- 0	0- 0	0- 0	NEUTRAL	0- 0	0- 0	0- 0				

RPI	S	Opponent	Score	RPI	S	Opponent	Score	RPI	S	Opponent	Score	RPI	S	Opponent	Score
3	A	UConn	36 80	34	H	Villanova	58 59	62	H	SMU	80 66	137	A	Delaware	70 58
5	H	Louisville	68 77	36	H	Michigan St.	70 74	65	H	Auburn	78 74	139	H	UCF	75 54
11	H	Saint Joseph's	53 73					78	A	South Fla.	51 64	140	A	Memphis	63 56
16	A	Syracuse	76 82					99	A	Cincinnati	58 47	154	A	Montana	61 52
												178	A	La Salle	60 47
												208	H	Oakland	81 57
												278	H	Howard	83 58
LAST 12 Division I GAMES:															
				99	A	Cincinnati	58 47	140	A	Memphis	63 56				
				62	H	SMU	80 66	34	H	Villanova	58 59				
				3	A	UConn	36 80	278	H	Howard	83 58				
				78	A	South Fla.	51 64	16	A	Syracuse	76 82				
				139	H	UCF	75 54	154	A	Montana	61 52				
				5	H	Louisville	68 77	11	H	Saint Joseph's	53 73				

Non-Div I Games:

Temple

Loss, Non-Conf, S Site, H Home A Away N Neutral

Average RPI Win: 145		WON-LOST	WINNING	LAST 10	STRENGTH OF	OPP. STRENGTH	TEAM	ADJ.	CONF.	ADJ CONF.
Average RPI Loss: 35		RECORD	PCT. RANK	GAMES	SCHEDULE	OF SCHEDULE	RPI	RPI	RPI	RPI
DIV. I ONLY		9- 7	125	5- 5	11	27	43	43	4	4
DIV. I NON-CONF.		7- 4	95	4- 3	30	82	58	58	2	2
TOTALS	RPI 1-25		RPI 26-50		W-L RECORDS	RPI 51-100	RPI 101-150		RPI 150+	
9- 7	0- 3		0- 2		OVERALL	4- 2	1- 0		4- 0	
5- 1	0- 1		0- 0		HOME	2- 0	1- 0		2- 0	
3- 3	0- 2		0- 1		AWAY	2- 0	0- 0		1- 0	
1- 3	0- 0		0- 1		NEUTRAL	0- 2	0- 0		1- 0	
7- 4	0- 1		0- 1		NON-CONFERENCE	2- 2	1- 0		4- 0	
4- 1	0- 1		0- 0		HOME	1- 0	1- 0		2- 0	
2- 0	0- 0		0- 0		AWAY	1- 0	0- 0		1- 0	
1- 3	0- 0		0- 1		NEUTRAL	0- 2	0- 0		1- 0	
2- 3	0- 2		0- 1		CONFERENCE	2- 0	0- 0		0- 0	
1- 0	0- 0		0- 0		HOME	1- 0	0- 0		0- 0	
1- 3	0- 2		0- 1		AWAY	1- 0	0- 0		0- 0	
0- 0	0- 0		0- 0		NEUTRAL	0- 0	0- 0		0- 0	

RPI 1-25				RPI 26-50				Team's RPI: 43	RPI 51-100				RPI 101+			
RPI	S	Opponent	Score	RPI	S	Opponent	Score		RPI	S	Opponent	Score	RPI	S	Opponent	Score
2	A	Stanford	67 89	31	N	Penn St.	56 61		73	N	Creighton	62 70	101	H	Sacramento St.	102 80
6	H	Notre Dame	58 70	40	A	Southern California	60 81		75	H	Hawaii	76 64	171	N	Clemson	74 41
15	A	California	63 72						80	N	Florida	70 73	194	H	Bakersfield	80 49
									92	A	Oregon	88 80	234	A	UNLV	68 60
									92	H	Oregon	84 70	246	H	Loyola Marymount	92 54
									100	A	Portland	79 73				
LAST 12 Division I GAMES:																
40	A	Southern California	60 81	171	N	Clemson	74 41									
92	H	Oregon	84 70	234	A	UNLV	68 60									
92	A	Oregon	88 80	73	N	Creighton	62 70									
2	A	Stanford	67 89	75	H	Hawaii	76 64									
15	A	California	63 72	100	A	Portland	79 73									
6	H	Notre Dame	58 70	80	N	Florida	70 73									

Non-Div I Games: Corban 94 49

Oregon St.

■ Loss, 
 ■ Non-Conf, 
 ■ S Site, 
 ■ H Home 
 ■ A Away 
 N Neutral

Average RPI Win:	167	WON-LOST	WINNING	LAST 10	STRENGTH OF	OPP. STRENGTH	TEAM	ADJ.	CONF.	ADJ CONF.
Average RPI Loss:	53	RECORD	PCT. RANK	GAMES	SCHEDULE	OF SCHEDULE	RPI	RPI	RPI	RPI
DIV. I ONLY	13- 4	41	8- 2	94	65	44	44	12	12	
DIV. I NON-CONF.	10- 4	75	5- 4	100	32	52	52	11	11	
TOTALS	RPI 1-25	RPI 26-50	W-L RECORDS	RPI 51-100	RPI 101-150	RPI 150+				
13- 4	1- 2	0- 0	OVERALL	2- 1	4- 1	6- 0				
5- 1	0- 1	0- 0	HOME	1- 0	2- 0	2- 0				
6- 1	1- 1	0- 0	AWAY	0- 0	2- 0	3- 0				
2- 2	0- 0	0- 0	NEUTRAL	1- 1	0- 1	1- 0				
10- 4	1- 2	0- 0	NON-CONFERENCE	2- 1	3- 1	4- 0				
4- 1	0- 1	0- 0	HOME	1- 0	1- 0	2- 0				
4- 1	1- 1	0- 0	AWAY	0- 0	2- 0	1- 0				
2- 2	0- 0	0- 0	NEUTRAL	1- 1	0- 1	1- 0				
3- 0	0- 0	0- 0	CONFERENCE	0- 0	1- 0	2- 0				
1- 0	0- 0	0- 0	HOME	0- 0	1- 0	0- 0				
2- 0	0- 0	0- 0	AWAY	0- 0	0- 0	2- 0				
0- 0	0- 0	0- 0	NEUTRAL	0- 0	0- 0	0- 0				

RPI 1-25				RPI 26-50				Team's RPI: 44				RPI 51-100				RPI 101+			
RPI	S	Opponent	Score	RPI	S	Opponent	Score	RPI	S	Opponent	Score	RPI	S	Opponent	Score	RPI	S	Opponent	Score
12	H	Vanderbilt	85 89					60	N	UCLA	77 67	110	N	Wright St.	77 79				
14	A	St. John's (NY)	64 51					68	H	Virginia	63 46	124	A	Pittsburgh	71 61				
22	A	North Carolina	71 74					69	N	Mississippi St.	52 65	131	H	Ohio	56 33				
												137	H	Delaware	87 51				
												142	A	Richmond	78 68				
												153	A	Liberty	67 56				
												161	A	Hofstra	77 50				
												222	A	Towson	62 57				
												305	H	Norfolk St.	94 50				
												324	N	Prairie View	79 50				
												336	H	Alcorn	87 42				
LAST 12 Division I GAMES:																			
161	A	Hofstra	77 50	12	H	Vanderbilt	85 89												
222	A	Towson	62 57	14	A	St. John's (NY)	64 51												
137	H	Delaware	87 51	324	N	Prairie View	79 50												
22	A	North Carolina	71 74	124	A	Pittsburgh	71 61												
305	H	Norfolk St.	94 50	110	N	Wright St.	77 79												
131	H	Ohio	56 33	69	N	Mississippi St.	52 65												

Non-Div I Games:

James Madison

■ Loss, 
■ Non-Conf, 
■ S Site, 
■ H Home 
■ A Away 
N Neutral

Average RPI Win:	167	WON-LOST	WINNING	LAST 10	STRENGTH OF	OPP. STRENGTH	TEAM	ADJ.	CONF.	ADJ CONF.
Average RPI Loss:	37	RECORD	PCT. RANK	GAMES	SCHEDULE	OF SCHEDULE	RPI	RPI	RPI	RPI
DIV. I ONLY	13- 5	58	8- 2	60	62	45	45	7	7	
DIV. I NON-CONF.	9- 3	63	5- 1	73	86	43	43	7	7	
TOTALS	RPI 1-25	RPI 26-50	W-L RECORDS	RPI 51-100	RPI 101-150	RPI 150+				
13- 5	0- 3	1- 0	OVERALL	3- 2	2- 0	7- 0				
8- 2	0- 2	1- 0	HOME	2- 0	0- 0	5- 0				
2- 3	0- 1	0- 0	AWAY	0- 2	1- 0	1- 0				
3- 0	0- 0	0- 0	NEUTRAL	1- 0	1- 0	1- 0				
9- 3	0- 2	0- 0	NON-CONFERENCE	3- 1	1- 0	5- 0				
5- 1	0- 1	0- 0	HOME	2- 0	0- 0	3- 0				
1- 2	0- 1	0- 0	AWAY	0- 1	0- 0	1- 0				
3- 0	0- 0	0- 0	NEUTRAL	1- 0	1- 0	1- 0				
4- 2	0- 1	1- 0	CONFERENCE	0- 1	1- 0	2- 0				
3- 1	0- 1	1- 0	HOME	0- 0	0- 0	2- 0				
1- 1	0- 0	0- 0	AWAY	0- 1	1- 0	0- 0				
0- 0	0- 0	0- 0	NEUTRAL	0- 0	0- 0	0- 0				

RPI 1-25				RPI 26-50				Team's RPI: 45	RPI 51-100				RPI 101+			
RPI	S	Opponent	Score	RPI	S	Opponent	Score		RPI	S	Opponent	Score	RPI	S	Opponent	Score
6	A	Notre Dame	76 92	34	H	Villanova	91 65		73	A	Creighton	78 86	124	N	Pittsburgh	77 63
14	H	St. John's (NY)	86 96						77	A	Northwestern	79 82	127	A	Seton Hall	75 68
17	H	Kentucky	85 96						85	H	Harvard	99 75	166	H	Xavier	87 60
									88	H	Duquesne	88 77	190	H	Providence	91 71
									95	N	Washington	73 66	209	H	Loyola Chicago	93 55
													225	H	Illinois St.	80 67
													250	A	Bradley	91 67
													281	N	La.-Monroe	79 57
													298	H	Dartmouth	90 76
LAST 12 Division I GAMES:																
				34	H	Villanova	91 65		250	A	Bradley	91 67				
				127	A	Seton Hall	75 68		281	N	La.-Monroe	79 57				
				14	H	St. John's (NY)	86 96		95	N	Washington	73 66				
				190	H	Providence	91 71		124	N	Pittsburgh	77 63				
				73	A	Creighton	78 86		298	H	Dartmouth	90 76				
				166	H	Xavier	87 60		17	H	Kentucky	85 96				

Non-Div I Games:

DePaul

■ Loss, 
 ■ Non-Conf, 
 S Site, 
 ■ Home 
 ■ Away 
 N Neutral

Average RPI Win:	157	WON-LOST	WINNING	LAST 10	STRENGTH OF	OPP. STRENGTH	TEAM	ADJ.	CONF.	ADJ CONF.
Average RPI Loss:	74	RECORD	PCT. RANK	GAMES	SCHEDULE	OF SCHEDULE	RPI	RPI	RPI	RPI
DIV. I ONLY	10- 5	84	8- 2	92	45	46	46	15	15	
DIV. I NON-CONF.	9- 5	92	7- 4	115	41	56	56	15	15	
TOTALS	RPI 1-25	RPI 26-50	W-L RECORDS	RPI 51-100	RPI 101-150	RPI 150+				
10- 5	0- 1	1- 0	OVERALL	3- 3	2- 1	4- 0				
3- 1	0- 1	1- 0	HOME	0- 0	1- 0	1- 0				
6- 4	0- 0	0- 0	AWAY	3- 3	0- 1	3- 0				
1- 0	0- 0	0- 0	NEUTRAL	0- 0	1- 0	0- 0				
9- 5	0- 1	1- 0	NON-CONFERENCE	2- 3	2- 1	4- 0				
3- 1	0- 1	1- 0	HOME	0- 0	1- 0	1- 0				
5- 4	0- 0	0- 0	AWAY	2- 3	0- 1	3- 0				
1- 0	0- 0	0- 0	NEUTRAL	0- 0	1- 0	0- 0				
1- 0	0- 0	0- 0	CONFERENCE	1- 0	0- 0	0- 0				
0- 0	0- 0	0- 0	HOME	0- 0	0- 0	0- 0				
1- 0	0- 0	0- 0	AWAY	1- 0	0- 0	0- 0				
0- 0	0- 0	0- 0	NEUTRAL	0- 0	0- 0	0- 0				

RPI 1-25				RPI 26-50				Team's RPI: 46		RPI 51-100				RPI 101+			
RPI	S	Opponent	Score	RPI	S	Opponent	Score			RPI	S	Opponent	Score	RPI	S	Opponent	Score
11	H	Saint Joseph's	65 74	41	H	Marist	81 58			55	A	Rutgers	65 79	125	N	Alabama	79 59
										61	A	Penn	84 53	137	H	Delaware	84 80
										68	A	Virginia	57 69	145	A	Georgetown	64 66
										74	A	Navy	73 57	225	H	Illinois St.	65 39
										83	A	Drexel	66 59	254	A	Portland St.	94 76
										92	A	Oregon	90 110	260	A	Rider	75 62
														306	A	Binghamton	75 49
LAST 12 Division I GAMES:																	
				61	A	Penn	84 53			306	A	Binghamton	75 49				
				83	A	Drexel	66 59			74	A	Navy	73 57				
				68	A	Virginia	57 69			92	A	Oregon	90 110				
				125	N	Alabama	79 59			254	A	Portland St.	94 76				
				225	H	Illinois St.	65 39			11	H	Saint Joseph's	65 74				
				137	H	Delaware	84 80			145	A	Georgetown	64 66				

Non-Div I Games:

Princeton

■ Loss, 
■ Non-Conf, 
■ S Site, 
■ H Home 
■ A Away 
N Neutral

## Bowling Green

Through Games Of Jan. 19, 2014

Average RPI Win:	182	WON-LOST	WINNING	LAST 10	STRENGTH OF	OPP. STRENGTH	TEAM	ADJ.	CONF.	ADJ CONF.
Average RPI Loss:	33	RECORD	PCT. RANK	GAMES	SCHEDULE	OF SCHEDULE	RPI	RPI	RPI	RPI
DIV. I ONLY	14- 3	25	8- 2	184	58	47	47	13	13	
DIV. I NON-CONF.	10- 2	38	6- 1	170	30	39	39	12	12	
TOTALS	RPI 1-25	RPI 26-50	W-L RECORDS	RPI 51-100	RPI 101-150	RPI 150+				
14- 3	0- 1	2- 2	OVERALL	1- 0	3- 0	8- 0				
6- 0	0- 0	0- 0	HOME	0- 0	1- 0	5- 0				
5- 2	0- 1	2- 1	AWAY	0- 0	2- 0	1- 0				
3- 1	0- 0	0- 1	NEUTRAL	1- 0	0- 0	2- 0				
10- 2	0- 1	2- 1	NON-CONFERENCE	1- 0	1- 0	6- 0				
4- 0	0- 0	0- 0	HOME	0- 0	0- 0	4- 0				
3- 1	0- 1	2- 0	AWAY	0- 0	1- 0	0- 0				
3- 1	0- 0	0- 1	NEUTRAL	1- 0	0- 0	2- 0				
4- 1	0- 0	0- 1	CONFERENCE	0- 0	2- 0	2- 0				
2- 0	0- 0	0- 0	HOME	0- 0	1- 0	1- 0				
2- 1	0- 0	0- 1	AWAY	0- 0	1- 0	1- 0				
0- 0	0- 0	0- 0	NEUTRAL	0- 0	0- 0	0- 0				

RPI 1-25				RPI 26-50				Team's RPI: 47				RPI 51-100				RPI 101+			
RPI	S	Opponent	Score	RPI	S	Opponent	Score	RPI	S	Opponent	Score	RPI	S	Opponent	Score	RPI	S	Opponent	Score
9	A	Purdue	48 57	30	A	Ohio St.	64 52	64	N	Michigan	63 52	106	A	Butler	61 57				
				41	N	Marist	60 74					115	A	Ball St.	72 61				
				48	A	Central Mich.	79 82					149	H	Buffalo	62 50				
				50	A	Iona	51 50					160	N	Old Dominion	77 58				
												186	H	Akron	81 65				
												232	H	Milwaukee	87 64				
												249	H	Saint Francis (PA)	81 66				
												279	H	Niagara	90 58				
												291	H	Massachusetts	86 46				
												310	A	Kent St.	58 39				
												322	N	Monmouth	71 48				
LAST 12 Division I GAMES:																			
48	A	Central Mich.	79 82	9	A	Purdue	48 57	291	H	Massachusetts	86 46								
115	A	Ball St.	72 61	232	H	Milwaukee	87 64	322	N	Monmouth	71 48								
186	H	Akron	81 65	30	A	Ohio St.	64 52												
310	A	Kent St.	58 39	160	N	Old Dominion	77 58												
149	H	Buffalo	62 50																
249	H	Saint Francis (PA)	81 66																

Non-Div I Games:

Bowling Green

■ Loss, 
 ■ Non-Conf, S Site, 
 ■ Home 
 ■ Away 
 N Neutral





Season Summary By:				Through Games Of Jan. 19, 1911						
Average RPI Win:	171	WON-LOST	WINNING	LAST 10	STRENGTH OF	OPP. STRENGTH	TEAM	ADJ.	CONF.	ADJ CONF.
Average RPI Loss:	61	RECORD	PCT. RANK	GAMES	SCHEDULE	OF SCHEDULE	RPI	RPI	RPI	RPI
DIV. I ONLY	13- 7	89	7- 3	44	105	49	49	20	20	
DIV. I NON-CONF.	9- 7	131	5- 3	32	31	60	60	20	20	
TOTALS	RPI 1-25	RPI 26-50	W-L RECORDS	RPI 51-100	RPI 101-150	RPI 150+				
13- 7	0- 2	2- 1	OVERALL	1- 3	3- 0	7- 1				
9- 0	0- 0	2- 0	HOME	0- 0	2- 0	5- 0				
3- 5	0- 1	0- 1	AWAY	0- 2	1- 0	2- 1				
1- 2	0- 1	0- 0	NEUTRAL	1- 1	0- 0	0- 0				
9- 7	0- 2	2- 1	NON-CONFERENCE	1- 3	2- 0	4- 1				
7- 0	0- 0	2- 0	HOME	0- 0	1- 0	4- 0				
1- 5	0- 1	0- 1	AWAY	0- 2	1- 0	0- 1				
1- 2	0- 1	0- 0	NEUTRAL	1- 1	0- 0	0- 0				
4- 0	0- 0	0- 0	CONFERENCE	0- 0	1- 0	3- 0				
2- 0	0- 0	0- 0	HOME	0- 0	1- 0	1- 0				
2- 0	0- 0	0- 0	AWAY	0- 0	0- 0	2- 0				
0- 0	0- 0	0- 0	NEUTRAL	0- 0	0- 0	0- 0				

RPI 1-25				RPI 26-50				Team's RPI: 49	RPI 51-100				RPI 101+			
RPI	S	Opponent	Score	RPI	S	Opponent	Score		RPI	S	Opponent	Score	RPI	S	Opponent	Score
2	N	Stanford	60 80	29	A	Middle Tenn.	44 59		54	A	BYU	53 81	117	H	IUPUI	63 57
6	A	Notre Dame	51 94	31	H	Penn St.	83 79		73	A	Creighton	63 68	121	A	Green Bay	66 54
				48	H	Central Mich.	87 82		76	N	FGCU	59 84	145	H	Georgetown	86 80
									82	N	TCU	57 52	159	H	UNI	80 44
													181	H	IPFW	77 60
													183	H	Northern Ill.	67 50
													188	A	UALR	45 66
													235	H	Pepperdine	88 55
													275	A	Western Ill.	67 66
													316	H	NJIT	71 46
													334	A	Neb. Omaha	80 66
LAST 12 Division I GAMES:																
334	A	Neb. Omaha	80 66	29	A	Middle Tenn.	44 59		183	H	Northern Ill.	67 50				
275	A	Western Ill.	67 66	48	H	Central Mich.	87 82		31	H	Penn St.	83 79				
181	H	IPFW	77 60	31	H	Penn St.	83 79		121	A	Green Bay	66 54				
117	H	IUPUI	63 57	121	A	Green Bay	66 54		316	H	NJIT	71 46				
6	A	Notre Dame	51 94	316	H	NJIT	71 46									
188	A	UALR	45 66													

Non-Div I Games:

South Dakota St.

Average RPI Win:	191	WON-LOST	WINNING	LAST 10	STRENGTH OF	OPP. STRENGTH	TEAM	ADJ.	CONF.	ADJ CONF.
Average RPI Loss:	31	RECORD	PCT. RANK	GAMES	SCHEDULE	OF SCHEDULE	RPI	RPI	RPI	RPI
DIV. I ONLY	14- 2	12	10- 0	192	96	50	50	18	18	
DIV. I NON-CONF.	7- 2	57	5- 0	179	44	65	65	16	16	
TOTALS	RPI 1-25	RPI 26-50	W-L RECORDS	RPI 51-100	RPI 101-150	RPI 150+				
14- 2	0- 1	1- 1	OVERALL	2- 0	3- 0	8- 0				
6- 1	0- 0	0- 1	HOME	1- 0	1- 0	4- 0				
8- 1	0- 1	1- 0	AWAY	1- 0	2- 0	4- 0				
0- 0	0- 0	0- 0	NEUTRAL	0- 0	0- 0	0- 0				
7- 2	0- 1	0- 1	NON-CONFERENCE	1- 0	2- 0	4- 0				
4- 1	0- 0	0- 1	HOME	0- 0	1- 0	3- 0				
3- 1	0- 1	0- 0	AWAY	1- 0	1- 0	1- 0				
0- 0	0- 0	0- 0	NEUTRAL	0- 0	0- 0	0- 0				
7- 0	0- 0	1- 0	CONFERENCE	1- 0	1- 0	4- 0				
2- 0	0- 0	0- 0	HOME	1- 0	0- 0	1- 0				
5- 0	0- 0	1- 0	AWAY	0- 0	1- 0	3- 0				
0- 0	0- 0	0- 0	NEUTRAL	0- 0	0- 0	0- 0				

RPI 1-25					RPI 26-50					Team's RPI: 50					RPI 51-100					RPI 101+				
RPI	S	Opponent	Score		RPI	S	Opponent	Score		RPI	S	Opponent	Score		RPI	S	Opponent	Score		RPI	S	Opponent	Score	
14	A	St. John's (NY)	48	78	41	A	Marist	73	71	70	H	Quinnipiac	95	86	123	H	Pacific	83	70	138	A	Fairfield	64	59
					47	H	Bowling Green	50	51	74	A	Navy	64	61						139	A	UCF	78	66
																				176	A	Sacred Heart	86	62
																				227	H	Arizona	82	75
																				236	H	Siena	86	80
																				259	A	Canisius	69	57
																				279	A	Niagara	94	84
																				285	H	Wagner	74	59
																				301	H	Columbia	83	67
																				326	A	Saint Peter's	65	61
LAST 12 Division I GAMES:																								
					138	A	Fairfield	64	59						236	H	Siena	86	80					
					41	A	Marist	73	71						139	A	UCF	78	66					
					70	H	Quinnipiac	95	86						301	H	Columbia	83	67					
					279	A	Niagara	94	84						176	A	Sacred Heart	86	62					
					259	A	Canisius	69	57						285	H	Wagner	74	59					
					326	A	Saint Peter's	65	61						74	A	Navy	64	61					

Non-Div I Games:

Iona

■ Loss, 
■ Non-Conf, S Site, 
■ Home 
■ Away 
N Neutral

Average RPI Win:	181	WON-LOST	WINNING	LAST 10	STRENGTH OF	OPP. STRENGTH	TEAM	ADJ.	CONF.	ADJ CONF.
Average RPI Loss:	41	RECORD	PCT. RANK	GAMES	SCHEDULE	OF SCHEDULE	RPI	RPI	RPI	RPI
DIV. I ONLY	14- 5	51	5- 5	69	95	51	51	1	1	
DIV. I NON-CONF.	12- 1	11	5- 1	221	151	44	44	1	1	
TOTALS	RPI 1-25	RPI 26-50	W-L RECORDS	RPI 51-100	RPI 101-150	RPI 150+				
14- 5	0- 3	2- 0	OVERALL	3- 1	1- 1	8- 0				
10- 2	0- 2	2- 0	HOME	1- 0	1- 0	6- 0				
3- 3	0- 1	0- 0	AWAY	1- 1	0- 1	2- 0				
1- 0	0- 0	0- 0	NEUTRAL	1- 0	0- 0	0- 0				
12- 1	0- 0	2- 0	NON-CONFERENCE	1- 1	1- 0	8- 0				
9- 0	0- 0	2- 0	HOME	0- 0	1- 0	6- 0				
2- 1	0- 0	0- 0	AWAY	0- 1	0- 0	2- 0				
1- 0	0- 0	0- 0	NEUTRAL	1- 0	0- 0	0- 0				
2- 4	0- 3	0- 0	CONFERENCE	2- 0	0- 1	0- 0				
1- 2	0- 2	0- 0	HOME	1- 0	0- 0	0- 0				
1- 2	0- 1	0- 0	AWAY	1- 0	0- 1	0- 0				
0- 0	0- 0	0- 0	NEUTRAL	0- 0	0- 0	0- 0				

RPI 1-25				RPI 26-50				RPI 51-100 Team's RPI: 51				RPI 101+			
RPI	S	Opponent	Score	RPI	S	Opponent	Score	RPI	S	Opponent	Score	RPI	S	Opponent	Score
8	H	Tennessee	70 85	30	H	Ohio St.	53 49	55	A	Rutgers	58 61	107	A	Missouri	56 66
12	A	Vanderbilt	58 66	38	H	Georgia Tech	63 56	57	H	Arkansas	60 58	143	H	Illinois	82 60
25	H	Texas A&M	44 58					80	A	Florida	68 62	162	H	Furman	72 48
								84	N	George Washington	80 60	216	H	Mercer	72 41
												223	A	Georgia St.	70 58
												229	A	Belmont	81 55
												311	H	South Carolina St.	74 58
												313	H	Kennesaw St.	91 32
												314	H	Lipscomb	81 46
												329	H	Presbyterian	45 30
LAST 12 Division I GAMES:															
80	A	Florida	68 62	143	H	Illinois	82 60	55	A	Rutgers	58 61				
57	H	Arkansas	60 58	314	H	Lipscomb	81 46								
25	H	Texas A&M	44 58	313	H	Kennesaw St.	91 32								
107	A	Missouri	56 66	229	A	Belmont	81 55								
8	H	Tennessee	70 85	223	A	Georgia St.	70 58								
12	A	Vanderbilt	58 66												

Non-Div I Games:

Georgia

Average RPI Win:	138	WON-LOST	WINNING	LAST 10	STRENGTH OF	OPP. STRENGTH	TEAM	ADJ.	CONF.	ADJ CONF.
Average RPI Loss:	50	RECORD	PCT. RANK	GAMES	SCHEDULE	OF SCHEDULE	RPI	RPI	RPI	RPI
DIV. I ONLY	11- 7	101	7- 3	21	41	52	52	4	4	
DIV. I NON-CONF.	6- 6	148	3- 3	21	51	68	68	2	2	
TOTALS	RPI 1-25	RPI 26-50	W-L RECORDS	RPI 51-100	RPI 101-150	RPI 150+				
11- 7	1- 4	0- 0	OVERALL	4- 2	1- 1	5- 0				
7- 3	1- 2	0- 0	HOME	2- 0	1- 1	3- 0				
3- 3	0- 1	0- 0	AWAY	2- 2	0- 0	1- 0				
1- 1	0- 1	0- 0	NEUTRAL	0- 0	0- 0	1- 0				
6- 6	0- 4	0- 0	NON-CONFERENCE	1- 2	1- 0	4- 0				
3- 2	0- 2	0- 0	HOME	0- 0	1- 0	2- 0				
2- 3	0- 1	0- 0	AWAY	1- 2	0- 0	1- 0				
1- 1	0- 1	0- 0	NEUTRAL	0- 0	0- 0	1- 0				
5- 1	1- 0	0- 0	CONFERENCE	3- 0	0- 1	1- 0				
4- 1	1- 0	0- 0	HOME	2- 0	0- 1	1- 0				
1- 0	0- 0	0- 0	AWAY	1- 0	0- 0	0- 0				
0- 0	0- 0	0- 0	NEUTRAL	0- 0	0- 0	0- 0				

RPI 1-25				RPI 26-50				RPI 51-100				RPI 101+			
RPI	S	Opponent	Score	RPI	S	Opponent	Score	RPI	S	Opponent	Score	RPI	S	Opponent	Score
7	H	Arizona St.	85 78					53	H	Colorado	70 60	130	H	Fresno St.	92 79
13	H	Gonzaga	62 70					54	A	BYU	73 80	148	H	Utah	57 59
16	H	Syracuse	65 69					72	A	Nebraska	76 72	163	N	Ole Miss	79 65
19	A	Dayton	76 87					75	A	Hawaii	66 77	180	H	Cal St. Northridge	68 59
24	N	West Virginia	66 88					95	A	Washington	85 76	227	H	Arizona	61 59
								95	H	Washington	82 80	231	A	Seattle	81 72
												263	H	UC Riverside	77 73
LAST 12 Division I GAMES:															
148	H	Utah	57 59	13	H	Gonzaga	62 70								
53	H	Colorado	70 60	263	H	UC Riverside	77 73								
95	A	Washington	85 76	19	A	Dayton	76 87								
95	H	Washington	82 80	180	H	Cal St. Northridge	68 59								
227	H	Arizona	61 59	72	A	Nebraska	76 72								
7	H	Arizona St.	85 78	54	A	BYU	73 80								

Non-Div I Games:

Washington St.

■ Loss, 
■ Non-Conf, 
■ S Site, 
■ H Home 
■ A Away 
N Neutral

## Colorado

Through Games Of Jan. 19, 2014

Average RPI Win:	182	WON-LOST	WINNING	LAST 10	STRENGTH OF	OPP. STRENGTH	TEAM	ADJ.	CONF.	ADJ CONF.
Average RPI Loss:	35	RECORD	PCT. RANK	GAMES	SCHEDULE	OF SCHEDULE	RPI	RPI	RPI	RPI
DIV. I ONLY	11- 6	90	4- 6	49	57	53	53	4	4	
DIV. I NON-CONF.	10- 1	23	5- 1	107	194	20	20	2	2	
TOTALS	RPI 1-25	RPI 26-50	W-L RECORDS	RPI 51-100	RPI 101-150	RPI 150+				
11- 6	0- 3	1- 1	OVERALL	1- 2	3- 0	6- 0				
7- 2	0- 2	1- 0	HOME	0- 0	1- 0	5- 0				
4- 4	0- 1	0- 1	AWAY	1- 2	2- 0	1- 0				
0- 0	0- 0	0- 0	NEUTRAL	0- 0	0- 0	0- 0				
10- 1	0- 1	1- 0	NON-CONFERENCE	0- 0	3- 0	6- 0				
7- 0	0- 0	1- 0	HOME	0- 0	1- 0	5- 0				
3- 1	0- 1	0- 0	AWAY	0- 0	2- 0	1- 0				
0- 0	0- 0	0- 0	NEUTRAL	0- 0	0- 0	0- 0				
1- 5	0- 2	0- 1	CONFERENCE	1- 2	0- 0	0- 0				
0- 2	0- 2	0- 0	HOME	0- 0	0- 0	0- 0				
1- 3	0- 0	0- 1	AWAY	1- 2	0- 0	0- 0				
0- 0	0- 0	0- 0	NEUTRAL	0- 0	0- 0	0- 0				

RPI 1-25				RPI 26-50				RPI 51-100				Team's RPI: 53	RPI 101+			
RPI	S	Opponent	Score	RPI	S	Opponent	Score	RPI	S	Opponent	Score		RPI	S	Opponent	Score
2	H	Stanford	77 87	37	H	Iowa	90 87	52	A	Washington St.	60 70		128	A	Colorado St.	63 59
5	A	Louisville	62 69	40	A	Southern California	45 55	60	A	UCLA	61 59		133	A	Wyoming	63 59
15	H	California	55 57					95	A	Washington	71 81		143	H	Illinois	79 56
													173	H	Rice	75 58
													189	H	Southern Utah	75 59
													217	A	New Mexico	85 53
													282	H	Denver	83 61
													303	H	South Ala.	94 61
													336	H	Alcorn	83 33
LAST 12 Division I GAMES:																
95	A	Washington	71 81	189	H	Southern Utah	75 59	5	A	Louisville	62 69					
52	A	Washington St.	60 70	282	H	Denver	83 61									
2	H	Stanford	77 87	143	H	Illinois	79 56									
15	H	California	55 57	133	A	Wyoming	63 59									
60	A	UCLA	61 59	173	H	Rice	75 58									
40	A	Southern California	45 55													

Non-Div I Games:

Colorado

■ Loss, 
 ■ Non-Conf, S Site, 
 ■ Home 
 ■ Away 
 N Neutral

Average RPI Win:	158	WON-LOST	WINNING	LAST 10	STRENGTH OF	OPP. STRENGTH	TEAM	ADJ.	CONF.	ADJ CONF.
Average RPI Loss:	76	RECORD	PCT. RANK	GAMES	SCHEDULE	OF SCHEDULE	RPI	RPI	RPI	RPI
DIV. I ONLY	14- 4	36	6- 4	116	59	54	54	8	8	
DIV. I NON-CONF.	10- 1	23	4- 1	202	56	47	47	8	8	
TOTALS	RPI 1-25	RPI 26-50	W-L RECORDS	RPI 51-100	RPI 101-150	RPI 150+				
14- 4	0- 2	2- 0	OVERALL	4- 0	0- 2	8- 0				
8- 2	0- 0	2- 0	HOME	2- 0	0- 2	4- 0				
6- 2	0- 2	0- 0	AWAY	2- 0	0- 0	4- 0				
0- 0	0- 0	0- 0	NEUTRAL	0- 0	0- 0	0- 0				
10- 1	0- 0	1- 0	NON-CONFERENCE	3- 0	0- 1	6- 0				
5- 1	0- 0	1- 0	HOME	2- 0	0- 1	2- 0				
5- 0	0- 0	0- 0	AWAY	1- 0	0- 0	4- 0				
0- 0	0- 0	0- 0	NEUTRAL	0- 0	0- 0	0- 0				
4- 3	0- 2	1- 0	CONFERENCE	1- 0	0- 1	2- 0				
3- 1	0- 0	1- 0	HOME	0- 0	0- 1	2- 0				
1- 2	0- 2	0- 0	AWAY	1- 0	0- 0	0- 0				
0- 0	0- 0	0- 0	NEUTRAL	0- 0	0- 0	0- 0				

RPI	S	Opponent	Score	RPI	S	Opponent	Score	RPI	S	Opponent	Score	RPI	S	Opponent	Score
13	A	Gonzaga	42 68	32	H	St. Mary's (CA)	69 67	52	H	Washington St.	80 73	123	H	Pacific	62 75
20	A	San Diego	45 60	49	H	South Dakota St.	81 53	66	H	Boston College	70 69	148	H	Utah	74 82
								73	A	Creighton	52 51	180	A	Cal St. Northridge	82 66
								100	A	Portland	75 68	198	H	Utah St.	84 74
												219	A	Nevada	69 61
												227	H	Arizona	64 56
												234	A	UNLV	71 64
												235	H	Pepperdine	65 50
												246	H	Loyola Marymount	90 72
												302	A	Weber St.	90 85
LAST 12 Division I GAMES:															
20	A	San Diego	45 60	246	H	Loyola Marymount	90 72								
100	A	Portland	75 68	198	H	Utah St.	84 74								
13	A	Gonzaga	42 68	148	H	Utah	74 82								
32	H	St. Mary's (CA)	69 67	302	A	Weber St.	90 85								
123	H	Pacific	62 75	73	A	Creighton	52 51								
235	H	Pepperdine	65 50	219	A	Nevada	69 61								

Non-Div I Games:

BYU

Average RPI Win: 156		WON-LOST	WINNING	LAST 10	STRENGTH OF	OPP. STRENGTH	TEAM	ADJ.	CONF.	ADJ CONF.
Average RPI Loss: 110		RECORD	PCT. RANK	GAMES	SCHEDULE	OF SCHEDULE	RPI	RPI	RPI	RPI
DIV. I ONLY		13- 4	41	8- 2	127	32	55	55	6	6
DIV. I NON-CONF.		9- 2	44	5- 1	193	63	59	59	5	5
TOTALS		RPI 1-25	RPI 26-50		W-L RECORDS		RPI 51-100	RPI 101-150	RPI 150+	
13- 4	0- 2	1- 0		OVERALL		4- 0	0- 1		8- 1	
8- 1	0- 1	1- 0		HOME		2- 0	0- 0		5- 0	
4- 2	0- 0	0- 0		AWAY		2- 0	0- 1		2- 1	
1- 1	0- 1	0- 0		NEUTRAL		0- 0	0- 0		1- 0	
9- 2	0- 1	1- 0		NON-CONFERENCE		1- 0	0- 0		7- 1	
6- 0	0- 0	1- 0		HOME		1- 0	0- 0		4- 0	
2- 1	0- 0	0- 0		AWAY		0- 0	0- 0		2- 1	
1- 1	0- 1	0- 0		NEUTRAL		0- 0	0- 0		1- 0	
4- 2	0- 1	0- 0		CONFERENCE		3- 0	0- 1		1- 0	
2- 1	0- 1	0- 0		HOME		1- 0	0- 0		1- 0	
2- 1	0- 0	0- 0		AWAY		2- 0	0- 1		0- 0	
0- 0	0- 0	0- 0		NEUTRAL		0- 0	0- 0		0- 0	

RPI 1-25				RPI 26-50				RPI 51-100 Team's RPI: 55				RPI 101+			
RPI	S	Opponent	Score	RPI	S	Opponent	Score	RPI	S	Opponent	Score	RPI	S	Opponent	Score
3	H	UConn	64 94	46	H	Princeton	79 65	51	H	Georgia	61 58	140	A	Memphis	73 74
4	N	LSU	65 69					62	H	SMU	64 54	156	A	Davidson	66 35
								78	A	South Fla.	66 53	167	A	Northeastern	65 51
								99	A	Cincinnati	78 58	176	H	Sacred Heart	71 51
												178	H	La Salle	59 57
												201	N	Texas Tech	61 52
												252	H	Houston	68 47
												278	H	Howard	69 38
												285	H	Wagner	83 53
												291	A	Massachusetts	63 64
LAST 12 Division I GAMES:															
3	H	UConn	64 94	51	H	Georgia	61 58								
140	A	Memphis	73 74	176	H	Sacred Heart	71 51								
62	H	SMU	64 54	285	H	Wagner	83 53								
99	A	Cincinnati	78 58	156	A	Davidson	66 35								
252	H	Houston	68 47	201	N	Texas Tech	61 52								
78	A	South Fla.	66 53	4	N	LSU	65 69								

Non-Div I Games:

Rutgers

Average RPI Win: <b>187</b>	WON-LOST	WINNING	LAST 10	STRENGTH OF	OPP. STRENGTH	TEAM	ADJ.	CONF.	ADJ CONF.
Average RPI Loss: <b>75</b>	RECORD	PCT. RANK	GAMES	SCHEDULE	OF SCHEDULE	RPI	RPI	RPI	RPI
DIV. I ONLY	15- 4	33	8- 2	146	118	56	56	9	9
DIV. I NON-CONF.	11- 2	32	6- 0	182	126	42	42	9	9
TOTALS	RPI 1-25	RPI 26-50	W-L RECORDS	RPI 51-100	RPI 101-150	RPI 150+			
15- 4	0- 1	0- 1	OVERALL	3- 1	4- 0	8- 1			
9- 1	0- 0	0- 0	HOME	1- 1	3- 0	5- 0			
5- 3	0- 1	0- 1	AWAY	1- 0	1- 0	3- 1			
1- 0	0- 0	0- 0	NEUTRAL	1- 0	0- 0	0- 0			
11- 2	0- 0	0- 1	NON-CONFERENCE	2- 0	3- 0	6- 1			
7- 0	0- 0	0- 0	HOME	1- 0	2- 0	4- 0			
3- 2	0- 0	0- 1	AWAY	0- 0	1- 0	2- 1			
1- 0	0- 0	0- 0	NEUTRAL	1- 0	0- 0	0- 0			
4- 2	0- 1	0- 0	CONFERENCE	1- 1	1- 0	2- 0			
2- 1	0- 0	0- 0	HOME	0- 1	1- 0	1- 0			
2- 1	0- 1	0- 0	AWAY	1- 0	0- 0	1- 0			
0- 0	0- 0	0- 0	NEUTRAL	0- 0	0- 0	0- 0			

RPI 1-25				RPI 26-50				RPI 51-100				Team's RPI: 56				RPI 101+			
RPI	S	Opponent	Score	RPI	S	Opponent	Score	RPI	S	Opponent	Score			RPI	S	Opponent	Score		
19	A	Dayton	64 73	31	A	Penn St.	61 78	85	H	Harvard	64 44			123	H	Pacific	84 63		
								88	H	Duquesne	61 65			129	H	American	66 62		
								98	A	VCU	76 73			136	A	Holy Cross	75 49		
								99	N	Cincinnati	56 40			142	H	Richmond	70 59		
														161	A	Hofstra	64 77		
														210	H	San Francisco	80 66		
														213	H	Yale	80 52		
														225	H	Illinois St.	57 32		
														234	A	UNLV	72 63		
														261	H	Saint Louis	74 52		
														271	H	UNC Greensboro	79 48		
														288	A	Manhattan	71 46		
														291	A	Massachusetts	75 61		
LAST 12 Division I GAMES:																			
19	A	Dayton	64 73	85	H	Harvard	64 44	271	H	UNC Greensboro	79 48								
98	A	VCU	76 73	288	A	Manhattan	71 46	225	H	Illinois St.	57 32								
142	H	Richmond	70 59	136	A	Holy Cross	75 49	99	N	Cincinnati	56 40								
88	H	Duquesne	61 65																
291	A	Massachusetts	75 61																
261	H	Saint Louis	74 52																

Non-Div I Games:

Fordham



## Arkansas

Through Games Of Jan. 19, 2014

Average RPI Win:	183	WON-LOST	WINNING	LAST 10	STRENGTH OF	OPP. STRENGTH	TEAM	ADJ.	CONF.	ADJ CONF.
Average RPI Loss:	53	RECORD	PCT. RANK	GAMES	SCHEDULE	OF SCHEDULE	RPI	RPI	RPI	RPI
DIV. I ONLY	15- 4	33	6- 4	98	121	57	57	1	1	
DIV. I NON-CONF.	13- 0	1	6- 0	241	173	37	37	1	1	
TOTALS	RPI 1-25	RPI 26-50	W-L RECORDS	RPI 51-100	RPI 101-150	RPI 150+				
15- 4	0- 1	1- 0	OVERALL	0- 3	3- 0	11- 0				
11- 2	0- 1	1- 0	HOME	0- 1	1- 0	9- 0				
2- 2	0- 0	0- 0	AWAY	0- 2	2- 0	0- 0				
2- 0	0- 0	0- 0	NEUTRAL	0- 0	0- 0	2- 0				
13- 0	0- 0	1- 0	NON-CONFERENCE	0- 0	2- 0	10- 0				
10- 0	0- 0	1- 0	HOME	0- 0	1- 0	8- 0				
1- 0	0- 0	0- 0	AWAY	0- 0	1- 0	0- 0				
2- 0	0- 0	0- 0	NEUTRAL	0- 0	0- 0	2- 0				
2- 4	0- 1	0- 0	CONFERENCE	0- 3	1- 0	1- 0				
1- 2	0- 1	0- 0	HOME	0- 1	0- 0	1- 0				
1- 2	0- 0	0- 0	AWAY	0- 2	1- 0	0- 0				
0- 0	0- 0	0- 0	NEUTRAL	0- 0	0- 0	0- 0				

RPI 1-25				RPI 26-50				RPI 51-100				RPI 101+			
RPI	S	Opponent	Score	RPI	S	Opponent	Score	RPI	S	Opponent	Score	RPI	S	Opponent	Score
10	H	South Carolina	51 55	29	H	Middle Tenn.	66 51	51	A	Georgia	58 60	102	A	Kansas	64 53
								69	H	Mississippi St.	50 54	107	A	Missouri	69 66
								80	A	Florida	52 59	135	H	Missouri St.	78 44
												162	H	Furman	74 45
												163	H	Ole Miss	68 65
												165	H	Northwestern St.	74 53
												175	H	Sam Houston St.	81 45
												179	H	Tulsa	81 43
												191	H	Mississippi Val.	100 54
												212	H	Western Mich.	61 46
												241	H	Oral Roberts	91 33
												269	H	Tennessee Tech	79 53
												306	N	Binghamton	72 23
												308	N	Southeast Mo. St.	88 37
LAST 12 Division I GAMES:															
163	H	Ole Miss	68 65	191	H	Mississippi Val.	100 54								
51	A	Georgia	58 60	269	H	Tennessee Tech	79 53								
69	H	Mississippi St.	50 54	179	H	Tulsa	81 43								
80	A	Florida	52 59	165	H	Northwestern St.	74 53								
107	A	Missouri	69 66	102	A	Kansas	64 53								
10	H	South Carolina	51 55	306	N	Binghamton	72 23								

Non-Div I Games:

Arkansas

■ Loss, 
■ Non-Conf, S Site, 
■ Home 
■ Away 
N Neutral

Average RPI Win: <b>146</b>	WON-LOST	WINNING	LAST 10	STRENGTH OF	OPP. STRENGTH	TEAM	ADJ.	CONF.	ADJ CONF.
Average RPI Loss: <b>67</b>	RECORD	PCT. RANK	GAMES	SCHEDULE	OF SCHEDULE	RPI	RPI	RPI	RPI
DIV. I ONLY	<b>9- 8</b>	<b>144</b>	<b>4- 6</b>	<b>16</b>	<b>73</b>	<b>58</b>	<b>58</b>	<b>3</b>	<b>3</b>
DIV. I NON-CONF.	<b>7- 5</b>	<b>121</b>	<b>3- 4</b>	<b>28</b>	<b>93</b>	<b>63</b>	<b>63</b>	<b>3</b>	<b>3</b>
TOTALS	RPI 1-25	RPI 26-50	W-L RECORDS	RPI 51-100	RPI 101-150	RPI 150+			
9- 8	0- 2	1- 1	OVERALL	2- 3	2- 2	4- 0			
5- 3	0- 1	1- 1	HOME	1- 0	1- 1	2- 0			
3- 5	0- 1	0- 0	AWAY	1- 3	1- 1	1- 0			
1- 0	0- 0	0- 0	NEUTRAL	0- 0	0- 0	1- 0			
7- 5	0- 2	0- 0	NON-CONFERENCE	2- 1	1- 2	4- 0			
4- 2	0- 1	0- 0	HOME	1- 0	1- 1	2- 0			
2- 3	0- 1	0- 0	AWAY	1- 1	0- 1	1- 0			
1- 0	0- 0	0- 0	NEUTRAL	0- 0	0- 0	1- 0			
2- 3	0- 0	1- 1	CONFERENCE	0- 2	1- 0	0- 0			
1- 1	0- 0	1- 1	HOME	0- 0	0- 0	0- 0			
1- 2	0- 0	0- 0	AWAY	0- 2	1- 0	0- 0			
0- 0	0- 0	0- 0	NEUTRAL	0- 0	0- 0	0- 0			

RPI 1-25				RPI 26-50				RPI 51-100 Team's RPI: 58				RPI 101+			
RPI	S	Opponent	Score	RPI	S	Opponent	Score	RPI	S	Opponent	Score	RPI	S	Opponent	Score
12	A	Vanderbilt	69 <b>81</b>	35	H	Indiana	65 60	64	A	Michigan	62 <b>70</b>	111	H	Ill.-Chicago	56 <b>58</b>
13	H	Gonzaga	55 <b>70</b>	37	H	Iowa	65 <b>82</b>	66	H	Boston College	74 59	121	H	Green Bay	65 61
								77	A	Northwestern	58 <b>74</b>	125	A	Alabama	62 <b>70</b>
								91	A	Marquette	62 60	143	A	Illinois	76 64
								95	A	Washington	67 <b>80</b>	183	H	Northern Ill.	71 51
												216	N	Mercer	77 72
												224	H	Drake	66 41
												232	A	Milwaukee	85 60
LAST 12 Division I GAMES:															
77	A	Northwestern	58 <b>74</b>	111	H	Ill.-Chicago	56 <b>58</b>	95	A	Washington	67 <b>80</b>	13	H	Gonzaga	55 <b>70</b>
35	H	Indiana	65 60	91	A	Marquette	62 60	66	H	Boston College	74 59	12	A	Vanderbilt	69 <b>81</b>
37	H	Iowa	65 <b>82</b>	66	H	Boston College	74 59								
64	A	Michigan	62 <b>70</b>												
143	A	Illinois	76 64												
121	H	Green Bay	65 61												

Non-Div I Games:

Wisconsin

■ Loss, 
■ Non-Conf, 
■ S Site, 
■ H Home 
■ A Away 
N Neutral

Average RPI Win:	175	WON-LOST	WINNING	LAST 10	STRENGTH OF	OPP. STRENGTH	TEAM	ADJ.	CONF.	ADJ CONF.
Average RPI Loss:	27	RECORD	PCT. RANK	GAMES	SCHEDULE	OF SCHEDULE	RPI	RPI	RPI	RPI
DIV. I ONLY	11- 7	101	5- 5	26	44	59	59	5	5	
DIV. I NON-CONF.	9- 4	80	5- 2	35	83	55	55	6	6	
TOTALS	RPI 1-25	RPI 26-50	W-L RECORDS	RPI 51-100	RPI 101-150	RPI 150+				
11- 7	1- 3	0- 3	OVERALL	3- 1	2- 0	5- 0				
9- 3	1- 2	0- 1	HOME	3- 0	1- 0	4- 0				
2- 4	0- 1	0- 2	AWAY	0- 1	1- 0	1- 0				
0- 0	0- 0	0- 0	NEUTRAL	0- 0	0- 0	0- 0				
9- 4	1- 2	0- 1	NON-CONFERENCE	3- 1	1- 0	4- 0				
8- 2	1- 2	0- 0	HOME	3- 0	0- 0	4- 0				
1- 2	0- 0	0- 1	AWAY	0- 1	1- 0	0- 0				
0- 0	0- 0	0- 0	NEUTRAL	0- 0	0- 0	0- 0				
2- 3	0- 1	0- 2	CONFERENCE	0- 0	1- 0	1- 0				
1- 1	0- 0	0- 1	HOME	0- 0	1- 0	0- 0				
1- 2	0- 1	0- 1	AWAY	0- 0	0- 0	1- 0				
0- 0	0- 0	0- 0	NEUTRAL	0- 0	0- 0	0- 0				

RPI 1-25				RPI 26-50				RPI 51-100				RPI 101+			
RPI	S	Opponent	Score	RPI	S	Opponent	Score	RPI	S	Opponent	Score	RPI	S	Opponent	Score
1	H	Duke	85 94	27	A	Texas	74 79	60	A	UCLA	76 82	104	H	Kansas St.	61 50
5	H	Louisville	92 97	28	H	Iowa St.	75 82	67	H	Wichita St.	89 70	138	A	Fairfield	79 51
13	H	Gonzaga	82 78	41	A	Marist	69 76	71	H	Stetson	78 60	201	A	Texas Tech	68 38
24	A	West Virginia	63 77					73	H	Creighton	80 52	275	H	Western Ill.	97 80
												318	H	Samford	66 35
												331	H	UMES	105 46
												332	H	Texas-Arlington	99 46
LAST 12 Division I GAMES:															
24	A	West Virginia	63 77	41	A	Marist	69 76	138	A	Fairfield	79 51	1	H	Duke	85 94
104	H	Kansas St.	61 50	27	A	Texas	74 79	331	H	UMES	105 46	275	H	Western Ill.	97 80
28	H	Iowa St.	75 82	28	H	Iowa St.	75 82	73	H	Creighton	80 52				
201	A	Texas Tech	68 38												
318	H	Samford	66 35												

Non-Div I Games:

Oklahoma

■ Loss, 
■ Non-Conf, S Site, 
■ Home 
■ Away 
N Neutral

Average RPI Win:	138	WON-LOST	WINNING	LAST 10	STRENGTH OF	OPP. STRENGTH	TEAM	ADJ.	CONF.	ADJ CONF.
Average RPI Loss:	37	RECORD	PCT. RANK	GAMES	SCHEDULE	OF SCHEDULE	RPI	RPI	RPI	RPI
DIV. I ONLY	9- 9	156	6- 4	9	20	60	60	4	4	
DIV. I NON-CONF.	6- 6	148	3- 3	8	23	40	40	2	2	
TOTALS	RPI 1-25	RPI 26-50	W-L RECORDS	RPI 51-100	RPI 101-150	RPI 150+				
9- 9	0- 4	1- 2	OVERALL	2- 3	3- 0	3- 0				
5- 3	0- 1	0- 1	HOME	2- 1	2- 0	1- 0				
3- 3	0- 2	1- 0	AWAY	0- 1	0- 0	2- 0				
1- 3	0- 1	0- 1	NEUTRAL	0- 1	1- 0	0- 0				
6- 6	0- 3	1- 1	NON-CONFERENCE	1- 2	2- 0	2- 0				
3- 1	0- 1	0- 0	HOME	1- 0	1- 0	1- 0				
2- 2	0- 1	1- 0	AWAY	0- 1	0- 0	1- 0				
1- 3	0- 1	0- 1	NEUTRAL	0- 1	1- 0	0- 0				
3- 3	0- 1	0- 1	CONFERENCE	1- 1	1- 0	1- 0				
2- 2	0- 0	0- 1	HOME	1- 1	1- 0	0- 0				
1- 1	0- 1	0- 0	AWAY	0- 0	0- 0	1- 0				
0- 0	0- 0	0- 0	NEUTRAL	0- 0	0- 0	0- 0				

RPI 1-25				RPI 26-50				RPI 51-100 Team's RPI: 60				RPI 101+			
RPI	S	Opponent	Score	RPI	S	Opponent	Score	RPI	S	Opponent	Score	RPI	S	Opponent	Score
6	A	Notre Dame	48 90	39	A	Minnesota	58 55	53	H	Colorado	59 61	112	H	Cal Poly	96 89
7	A	Arizona St.	57 59	40	H	Southern California	54 56	59	H	Oklahoma	82 76	141	N	Grand Canyon	62 60
21	N	North Carolina St.	49 67	44	N	James Madison	67 77	65	N	Auburn	60 66	148	H	Utah	55 38
22	H	North Carolina	68 78					72	A	Nebraska	49 77	187	A	San Diego St.	56 55
								92	H	Oregon	88 83	227	A	Arizona	67 61
												235	H	Pepperdine	82 78
LAST 12 Division I GAMES:															
92	H	Oregon	88 83	112	H	Cal Poly	96 89								
7	A	Arizona St.	57 59	65	N	Auburn	60 66								
227	A	Arizona	67 61	39	A	Minnesota	58 55								
53	H	Colorado	59 61	187	A	San Diego St.	56 55								
148	H	Utah	55 38	6	A	Notre Dame	48 90								
40	H	Southern California	54 56	21	N	North Carolina St.	49 67								

Non-Div I Games:

UCLA

Average RPI Win:	188	WON-LOST	WINNING	LAST 10	STRENGTH OF	OPP. STRENGTH	TEAM	ADJ.	CONF.	ADJ CONF.
Average RPI Loss:	39	RECORD	PCT. RANK	GAMES	SCHEDULE	OF SCHEDULE	RPI	RPI	RPI	RPI
DIV. I ONLY	8- 5	99	7- 3	34	122	61	61	15	15	
DIV. I NON-CONF.	8- 4	86	8- 3	36	139	45	45	15	15	
TOTALS	RPI 1-25	RPI 26-50	W-L RECORDS	RPI 51-100	RPI 101-150	RPI 150+				
8- 5	0- 2	0- 2	OVERALL	3- 1	1- 0	4- 0				
4- 3	0- 1	0- 1	HOME	2- 1	0- 0	2- 0				
4- 2	0- 1	0- 1	AWAY	1- 0	1- 0	2- 0				
0- 0	0- 0	0- 0	NEUTRAL	0- 0	0- 0	0- 0				
8- 4	0- 2	0- 1	NON-CONFERENCE	3- 1	1- 0	4- 0				
4- 2	0- 1	0- 0	HOME	2- 1	0- 0	2- 0				
4- 2	0- 1	0- 1	AWAY	1- 0	1- 0	2- 0				
0- 0	0- 0	0- 0	NEUTRAL	0- 0	0- 0	0- 0				
0- 1	0- 0	0- 1	CONFERENCE	0- 0	0- 0	0- 0				
0- 1	0- 0	0- 1	HOME	0- 0	0- 0	0- 0				
0- 0	0- 0	0- 0	AWAY	0- 0	0- 0	0- 0				
0- 0	0- 0	0- 0	NEUTRAL	0- 0	0- 0	0- 0				

RPI 1-25				RPI 26-50				RPI 51-100 Team's RPI: 61				RPI 101+			
RPI	S	Opponent	Score	RPI	S	Opponent	Score	RPI	S	Opponent	Score	RPI	S	Opponent	Score
6	H	Notre Dame	54 76	34	A	Villanova	54 55	83	H	Drexel	46 44	116	A	Bucknell	69 61
11	A	Saint Joseph's	52 60	46	H	Princeton	53 84	90	A	Miami (FL)	67 66	178	A	La Salle	64 54
								94	H	Army	67 57	305	H	Norfolk St.	79 49
								96	H	St. Francis Brooklyn	51 56	315	A	Morgan St.	85 51
												320	H	LIU Brooklyn	70 59
LAST 12 Division I GAMES:															
11	A	Saint Joseph's	52 60	83	H	Drexel	46 44								
34	A	Villanova	54 55	94	H	Army	67 57								
46	H	Princeton	53 84	116	A	Bucknell	69 61								
315	A	Morgan St.	85 51	320	H	LIU Brooklyn	70 59								
305	H	Norfolk St.	79 49	178	A	La Salle	64 54								
90	A	Miami (FL)	67 66	6	H	Notre Dame	54 76								

Non-Div I Games:

Penn

SMU				STRENGTH OF SCHEDULE	OPP. STRENGTH OF SCHEDULE	TEAM RPI	ADJ. RPI	CONF. RPI	ADJ CONF. RPI
Average RPI Win:	173	WON-LOST RECORD	WINNING PCT. RANK						
Average RPI Loss:	40		LAST 10 GAMES						
DIV. I ONLY	11- 7	101	4- 6	65	36	62	62	6	6
DIV. I NON-CONF.	9- 2	44	3- 2	172	99	48	48	5	5
-----									
TOTALS	RPI 1-25	RPI 26-50	W-L RECORDS	RPI 51-100	RPI 101-150	RPI 150+			
11- 7	0- 3	0- 1	OVERALL	2- 3	2- 0	7- 0			
6- 2	0- 1	0- 0	HOME	1- 1	1- 0	4- 0			
4- 4	0- 1	0- 1	AWAY	1- 2	0- 0	3- 0			
1- 1	0- 1	0- 0	NEUTRAL	0- 0	1- 0	0- 0			
9- 2	0- 1	0- 0	NON-CONFERENCE	1- 1	1- 0	7- 0			
5- 0	0- 0	0- 0	HOME	1- 0	0- 0	4- 0			
3- 1	0- 0	0- 0	AWAY	0- 1	0- 0	3- 0			
1- 1	0- 1	0- 0	NEUTRAL	0- 0	1- 0	0- 0			
2- 5	0- 2	0- 1	CONFERENCE	1- 2	1- 0	0- 0			
1- 2	0- 1	0- 0	HOME	0- 1	1- 0	0- 0			
1- 3	0- 1	0- 1	AWAY	1- 1	0- 0	0- 0			
0- 0	0- 0	0- 0	NEUTRAL	0- 0	0- 0	0- 0			

RPI 1-25				RPI 26-50				RPI 51-100 Team's RPI: 62				RPI 101+			
RPI	S	Opponent	Score	RPI	S	Opponent	Score	RPI	S	Opponent	Score	RPI	S	Opponent	Score
5	A	Louisville	51 71	42	A	Temple	66 80	55	A	Rutgers	54 64	104	N	Kansas St.	68 57
5	H	Louisville	66 81					78	H	South Fla.	62 76	140	H	Memphis	80 75
8	N	Tennessee	47 87					82	H	TCU	72 68	174	H	Lamar	82 79
								89	A	UTEP	71 76	191	H	Mississippi Val.	91 52
								99	A	Cincinnati	54 43	192	A	Stephen F. Austin	81 69
												206	A	Eastern Wash.	75 70
												226	H	Southeastern La.	82 39
												237	H	Grambling	87 65
												248	A	North Texas	84 79
LAST 12 Division I GAMES:															
5	H	Louisville	66 81	5	A	Louisville	51 71								
42	A	Temple	66 80	248	A	North Texas	84 79								
55	A	Rutgers	54 64	89	A	UTEP	71 76								
140	H	Memphis	80 75	226	H	Southeastern La.	82 39								
78	H	South Fla.	62 76	8	N	Tennessee	47 87								
99	A	Cincinnati	54 43	104	N	Kansas St.	68 57								

Non-Div I Games:

SMU

■ Loss, 
 ■ Non-Conf, 
 ■ S Site, 
 ■ H Home 
 ■ A Away 
 N Neutral

## Chattanooga

Through Games Of Jan. 19, 2014

Average RPI Win:	215	WON-LOST	WINNING	LAST 10	STRENGTH OF	OPP. STRENGTH	TEAM	ADJ.	CONF.	ADJ CONF.
Average RPI Loss:	41	RECORD	PCT. RANK	GAMES	SCHEDULE	OF SCHEDULE	RPI	RPI	RPI	RPI
DIV. I ONLY	16- 3	15	10- 0	235	125	63	63	23	23	
DIV. I NON-CONF.	8- 3	67	4- 0	145	34	49	49	22	22	
TOTALS	RPI 1-25	RPI 26-50	W-L RECORDS	RPI 51-100	RPI 101-150	RPI 150+				
16- 3	0- 1	0- 1	OVERALL	1- 1	3- 0	12- 0				
8- 0	0- 0	0- 0	HOME	1- 0	2- 0	5- 0				
7- 2	0- 1	0- 0	AWAY	0- 1	0- 0	7- 0				
1- 1	0- 0	0- 1	NEUTRAL	0- 0	1- 0	0- 0				
8- 3	0- 1	0- 1	NON-CONFERENCE	1- 1	3- 0	4- 0				
4- 0	0- 0	0- 0	HOME	1- 0	2- 0	1- 0				
3- 2	0- 1	0- 0	AWAY	0- 1	0- 0	3- 0				
1- 1	0- 0	0- 1	NEUTRAL	0- 0	1- 0	0- 0				
8- 0	0- 0	0- 0	CONFERENCE	0- 0	0- 0	8- 0				
4- 0	0- 0	0- 0	HOME	0- 0	0- 0	4- 0				
4- 0	0- 0	0- 0	AWAY	0- 0	0- 0	4- 0				
0- 0	0- 0	0- 0	NEUTRAL	0- 0	0- 0	0- 0				

RPI	S	Opponent	Score	RPI	S	Opponent	Score	RPI	S	Opponent	Score	RPI	S	Opponent	Score
8	A	Tennessee	56 80	39	N	Minnesota	62 63	65	H	Auburn	80 52	125	H	Alabama	82 70
								75	A	Hawaii	55 60	128	N	Colorado St.	59 57
												147	H	UAB	63 56
												156	H	Davidson	72 64
												162	H	Furman	62 44
												169	A	Elon	66 43
												229	H	Belmont	76 65
												233	A	Austin Peay	81 70
												240	A	Western Caro.	77 57
												265	A	East Tenn. St.	70 61
												267	A	Appalachian St.	73 68
												271	A	UNC Greensboro	86 53
												319	H	Ga. Southern	69 60
												325	A	Jacksonville St.	68 53
												337	H	Wofford	75 36
LAST 12 Division I GAMES:															
162	H	Furman	62 44	265	A	East Tenn. St.	70 61								
337	H	Wofford	75 36	233	A	Austin Peay	81 70								
267	A	Appalachian St.	73 68	169	A	Elon	66 43								
240	A	Western Caro.	77 57	271	A	UNC Greensboro	86 53								
156	H	Davidson	72 64	325	A	Jacksonville St.	68 53								
319	H	Ga. Southern	69 60	128	N	Colorado St.	59 57								

Non-Div I Games:

Chattanooga

■ Loss, 
■ Non-Conf, S Site, 
■ Home 
■ Away 
N Neutral

## Michigan

Through Games Of Jan. 19, 2014

Average RPI Win:	160	WON-LOST	WINNING	LAST 10	STRENGTH OF	OPP. STRENGTH	TEAM	ADJ.	CONF.	ADJ CONF.
Average RPI Loss:	52	RECORD	PCT. RANK	GAMES	SCHEDULE	OF SCHEDULE	RPI	RPI	RPI	RPI
DIV. I ONLY	13- 5	58	8- 2	95	24	64	64	3	3	
DIV. I NON-CONF.	9- 4	80	5- 2	151	90	97	97	3	3	
TOTALS	RPI 1-25	RPI 26-50	W-L RECORDS	RPI 51-100	RPI 101-150	RPI 150+				
13- 5	1- 2	1- 2	OVERALL	2- 0	2- 0	7- 1				
6- 3	0- 1	0- 1	HOME	1- 0	2- 0	3- 1				
5- 0	1- 0	1- 0	AWAY	1- 0	0- 0	2- 0				
2- 2	0- 1	0- 1	NEUTRAL	0- 0	0- 0	2- 0				
9- 4	0- 2	0- 1	NON-CONFERENCE	1- 0	1- 0	7- 1				
4- 2	0- 1	0- 0	HOME	0- 0	1- 0	3- 1				
3- 0	0- 0	0- 0	AWAY	1- 0	0- 0	2- 0				
2- 2	0- 1	0- 1	NEUTRAL	0- 0	0- 0	2- 0				
4- 1	1- 0	1- 1	CONFERENCE	1- 0	1- 0	0- 0				
2- 1	0- 0	0- 1	HOME	1- 0	1- 0	0- 0				
2- 0	1- 0	1- 0	AWAY	0- 0	0- 0	0- 0				
0- 0	0- 0	0- 0	NEUTRAL	0- 0	0- 0	0- 0				

RPI 1-25				RPI 26-50				RPI 51-100				RPI 101+			
RPI	S	Opponent	Score	RPI	S	Opponent	Score	RPI	S	Opponent	Score	RPI	S	Opponent	Score
4	N	LSU	62 64	30	A	Ohio St.	64 49	58	H	Wisconsin	70 62	124	H	Pittsburgh	83 75
6	H	Notre Dame	64 86	36	H	Michigan St.	72 79	68	A	Virginia	73 53	143	H	Illinois	69 60
9	A	Purdue	65 49	47	N	Bowling Green	52 63					157	H	Eastern Mich.	89 75
												166	H	Xavier	75 79
												182	H	Southern U.	83 59
												201	N	Texas Tech	82 71
												212	A	Western Mich.	73 45
												227	N	Arizona	73 71
												327	A	Detroit	83 63
												336	H	Alcorn	76 31
LAST 12 Division I GAMES:															
143	H	Illinois	69 60	182	H	Southern U.	83 59								
9	A	Purdue	65 49	6	H	Notre Dame	64 86								
36	H	Michigan St.	72 79	157	H	Eastern Mich.	89 75								
58	H	Wisconsin	70 62	68	A	Virginia	73 53								
30	A	Ohio St.	64 49	4	N	LSU	62 64								
336	H	Alcorn	76 31	201	N	Texas Tech	82 71								

Non-Div I Games:

Michigan

■ Loss, 
 ■ Non-Conf, 
 ■ S Site, 
 ■ H Home 
 ■ A Away 
 N Neutral



Average RPI Win:	182	WON-LOST	WINNING	LAST 10	STRENGTH OF	OPP. STRENGTH	TEAM	ADJ.	CONF.	ADJ CONF.
Average RPI Loss:	30	RECORD	PCT. RANK	GAMES	SCHEDULE	OF SCHEDULE	RPI	RPI	RPI	RPI
DIV. I ONLY	11- 7	101	6- 4	47	40	65	65	1	1	
DIV. I NON-CONF.	9- 4	80	5- 2	144	81	71	71	1	1	
TOTALS	RPI 1-25	RPI 26-50	W-L RECORDS	RPI 51-100	RPI 101-150	RPI 150+				
11- 7	1- 3	0- 3	OVERALL	2- 1	3- 0	5- 0				
6- 3	1- 3	0- 0	HOME	0- 0	1- 0	4- 0				
3- 3	0- 0	0- 2	AWAY	1- 1	1- 0	1- 0				
2- 1	0- 0	0- 1	NEUTRAL	1- 0	1- 0	0- 0				
9- 4	1- 0	0- 3	NON-CONFERENCE	1- 1	2- 0	5- 0				
6- 0	1- 0	0- 0	HOME	0- 0	1- 0	4- 0				
1- 3	0- 0	0- 2	AWAY	0- 1	0- 0	1- 0				
2- 1	0- 0	0- 1	NEUTRAL	1- 0	1- 0	0- 0				
2- 3	0- 3	0- 0	CONFERENCE	1- 0	1- 0	0- 0				
0- 3	0- 3	0- 0	HOME	0- 0	0- 0	0- 0				
2- 0	0- 0	0- 0	AWAY	1- 0	1- 0	0- 0				
0- 0	0- 0	0- 0	NEUTRAL	0- 0	0- 0	0- 0				

RPI	S	Opponent	Score	RPI	S	Opponent	Score	RPI	S	Opponent	Score	RPI	S	Opponent	Score
10	H	South Carolina	66 72	28	N	Iowa St.	57 68	60	N	UCLA	66 60	105	H	Tulane	62 52
12	H	Vanderbilt	65 74	39	A	Minnesota	54 67	63	A	Chattanooga	52 80	115	N	Ball St.	67 51
14	H	St. John's (NY)	69 55	42	A	Temple	74 78	69	A	Mississippi St.	82 74	125	A	Alabama	61 39
17	H	Kentucky	71 73									203	H	Florida A&M	92 55
												319	H	Ga. Southern	69 59
												325	H	Jacksonville St.	66 49
												329	H	Presbyterian	64 27
												343	A	Alabama A&M	77 49
LAST 12 Division I GAMES:															
17	H	Kentucky	71 73	60	N	UCLA	66 60	329	H	Presbyterian	64 27	203	H	Florida A&M	92 55
125	A	Alabama	61 39	28	N	Iowa St.	57 68	105	H	Tulane	62 52	14	H	St. John's (NY)	69 55
10	H	South Carolina	66 72	39	A	Minnesota	54 67	63	A	Chattanooga	52 80	115	N	Ball St.	67 51
12	H	Vanderbilt	65 74	42	A	Temple	74 78	69	A	Mississippi St.	82 74	125	A	Alabama	61 39
69	A	Mississippi St.	82 74									203	H	Florida A&M	92 55
39	A	Minnesota	54 67									319	H	Ga. Southern	69 59

Non-Div I Games:

Auburn

■ Loss, 
■ Non-Conf, S Site, 
■ Home 
■ Away 
N Neutral

Average RPI Win:	181	WON-LOST	WINNING	LAST 10	STRENGTH OF	OPP. STRENGTH	TEAM	ADJ.	CONF.	ADJ CONF.
Average RPI Loss:	28	RECORD	PCT. RANK	GAMES	SCHEDULE	OF SCHEDULE	RPI	RPI	RPI	RPI
DIV. I ONLY	11- 8	119	7- 3	38	26	66	66	2	2	
DIV. I NON-CONF.	9- 5	92	6- 1	139	37	95	95	4	4	
TOTALS	RPI 1-25	RPI 26-50	W-L RECORDS	RPI 51-100	RPI 101-150	RPI 150+				
11- 8	0- 4	0- 2	OVERALL	1- 2	2- 0	8- 0				
8- 2	0- 2	0- 0	HOME	1- 0	2- 0	5- 0				
2- 4	0- 2	0- 0	AWAY	0- 2	0- 0	2- 0				
1- 2	0- 0	0- 2	NEUTRAL	0- 0	0- 0	1- 0				
9- 5	0- 1	0- 2	NON-CONFERENCE	0- 2	1- 0	8- 0				
6- 1	0- 1	0- 0	HOME	0- 0	1- 0	5- 0				
2- 2	0- 0	0- 0	AWAY	0- 2	0- 0	2- 0				
1- 2	0- 0	0- 2	NEUTRAL	0- 0	0- 0	1- 0				
2- 3	0- 3	0- 0	CONFERENCE	1- 0	1- 0	0- 0				
2- 1	0- 1	0- 0	HOME	1- 0	1- 0	0- 0				
0- 2	0- 2	0- 0	AWAY	0- 0	0- 0	0- 0				
0- 0	0- 0	0- 0	NEUTRAL	0- 0	0- 0	0- 0				

RPI 1-25				RPI 26-50				RPI 51-100 Team's RPI: 66				RPI 101+			
RPI	S	Opponent	Score	RPI	S	Opponent	Score	RPI	S	Opponent	Score	RPI	S	Opponent	Score
1	A	Duke	57 78	37	N	Iowa	68 78	54	A	BYU	69 70	120	H	Virginia Tech	70 63
2	H	Stanford	71 83	40	N	Southern California	52 79	58	A	Wisconsin	59 74	136	H	Holy Cross	77 60
6	A	Notre Dame	53 95					90	H	Miami (FL)	63 62	161	A	Hofstra	80 63
22	H	North Carolina	56 73									172	H	Mt. St. Mary's	81 67
LAST 12 Division I GAMES:															
22	H	North Carolina	56 73	190	A	Providence	80 71								
90	H	Miami (FL)	63 62	136	H	Holy Cross	77 60								
1	A	Duke	57 78	242	H	New Hampshire	65 40								
6	A	Notre Dame	53 95	195	H	Boston U.	63 52								
120	H	Virginia Tech	70 63	205	H	Hartford	65 45								
172	H	Mt. St. Mary's	81 67	58	A	Wisconsin	59 74								

Non-Div I Games:

Boston College

■ Loss, 
 ■ Non-Conf, 
 ■ S Site, 
 ■ H Home 
 ■ A Away 
 N Neutral

Average RPI Win:	196	WON-LOST	WINNING	LAST 10	STRENGTH OF	OPP. STRENGTH	TEAM	ADJ.	CONF.	ADJ CONF.
Average RPI Loss:	35	RECORD	PCT. RANK	GAMES	SCHEDULE	OF SCHEDULE	RPI	RPI	RPI	RPI
DIV. I ONLY	13- 2	14	10- 0	246	103	67	67	19	19	
DIV. I NON-CONF.	9- 2	44	8- 0	219	108	79	79	17	17	
TOTALS	RPI 1-25	RPI 26-50	W-L RECORDS	RPI 51-100	RPI 101-150	RPI 150+				
13- 2	0- 1	0- 0	OVERALL	0- 1	4- 0	9- 0				
7- 1	0- 1	0- 0	HOME	0- 0	1- 0	6- 0				
6- 1	0- 0	0- 0	AWAY	0- 1	3- 0	3- 0				
0- 0	0- 0	0- 0	NEUTRAL	0- 0	0- 0	0- 0				
9- 2	0- 1	0- 0	NON-CONFERENCE	0- 1	3- 0	6- 0				
6- 1	0- 1	0- 0	HOME	0- 0	1- 0	5- 0				
3- 1	0- 0	0- 0	AWAY	0- 1	2- 0	1- 0				
0- 0	0- 0	0- 0	NEUTRAL	0- 0	0- 0	0- 0				
4- 0	0- 0	0- 0	CONFERENCE	0- 0	1- 0	3- 0				
1- 0	0- 0	0- 0	HOME	0- 0	0- 0	1- 0				
3- 0	0- 0	0- 0	AWAY	0- 0	1- 0	2- 0				
0- 0	0- 0	0- 0	NEUTRAL	0- 0	0- 0	0- 0				

RPI 1-25				RPI 26-50				RPI 51-100 Team's RPI: 67				RPI 101+			
RPI	S	Opponent	Score	RPI	S	Opponent	Score	RPI	S	Opponent	Score	RPI	S	Opponent	Score
11	H	Saint Joseph's	73 81					59	A	Oklahoma	70 89	104	A	Kansas St.	69 46
												121	A	Green Bay	63 58
												134	H	Arkansas St.	66 47
												135	A	Missouri St.	98 68
												159	H	UNI	80 47
												175	A	Sam Houston St.	64 47
												181	H	IPFW	69 46
												199	H	Tex.-Pan American	69 40
												209	A	Loyola Chicago	71 58
												233	H	Austin Peay	86 64
												250	A	Bradley	74 72
												308	H	Southeast Mo. St.	67 46
												342	H	Air Force	61 37
LAST 12 Division I GAMES:															
159	H	UNI	80 47	121	A	Green Bay	63 58								
250	A	Bradley	74 72	134	H	Arkansas St.	66 47								
209	A	Loyola Chicago	71 58	175	A	Sam Houston St.	64 47								
135	A	Missouri St.	98 68	342	H	Air Force	61 37								
199	H	Tex.-Pan American	69 40	308	H	Southeast Mo. St.	67 46								
233	H	Austin Peay	86 64	104	A	Kansas St.	69 46								

Non-Div I Games:

Wichita St.

## Virginia

Through Games Of Jan. 19, 2014

Average RPI Win:	152	WON-LOST	WINNING	LAST 10	STRENGTH OF	OPP. STRENGTH	TEAM	ADJ.	CONF.	ADJ CONF.
Average RPI Loss:	53	RECORD	PCT. RANK	GAMES	SCHEDULE	OF SCHEDULE	RPI	RPI	RPI	RPI
DIV. I ONLY	9- 9	156	6- 4	13	38	68	68	2	2	
DIV. I NON-CONF.	7- 6	142	4- 3	47	69	93	93	4	4	
TOTALS	RPI 1-25	RPI 26-50	W-L RECORDS	RPI 51-100	RPI 101-150	RPI 150+				
9- 9	0- 4	2- 1	OVERALL	1- 1	1- 3	5- 0				
6- 3	0- 1	2- 0	HOME	0- 1	0- 1	4- 0				
3- 3	0- 2	0- 1	AWAY	1- 0	1- 0	1- 0				
0- 3	0- 1	0- 0	NEUTRAL	0- 0	0- 2	0- 0				
7- 6	0- 2	1- 1	NON-CONFERENCE	1- 1	0- 2	5- 0				
5- 1	0- 0	1- 0	HOME	0- 1	0- 0	4- 0				
2- 2	0- 1	0- 1	AWAY	1- 0	0- 0	1- 0				
0- 3	0- 1	0- 0	NEUTRAL	0- 0	0- 2	0- 0				
2- 3	0- 2	1- 0	CONFERENCE	0- 0	1- 1	0- 0				
1- 2	0- 1	1- 0	HOME	0- 0	0- 1	0- 0				
1- 1	0- 1	0- 0	AWAY	0- 0	1- 0	0- 0				
0- 0	0- 0	0- 0	NEUTRAL	0- 0	0- 0	0- 0				

RPI 1-25				RPI 26-50				RPI 51-100				RPI 101+			
RPI	S	Opponent	Score	RPI	S	Opponent	Score	RPI	S	Opponent	Score	RPI	S	Opponent	Score
1	A	Duke	55 90	26	H	Florida St.	85 68	64	H	Michigan	53 73	104	N	Kansas St.	46 49
6	H	Notre Dame	72 79	44	A	James Madison	46 63	76	A	FGCU	85 56	105	N	Tulane	72 79
8	N	Tennessee	67 76	46	H	Princeton	69 57					120	A	Virginia Tech	67 60
24	A	West Virginia	58 68									124	H	Pittsburgh	75 79
												153	A	Liberty	61 60
												184	H	High Point	73 54
												214	H	Louisiana Tech	95 82
												220	H	Coppin St.	70 45
												331	H	UMES	81 46
LAST 12 Division I GAMES:															
26	H	Florida St.	85 68	220	H	Coppin St.	70 45								
1	A	Duke	55 90	76	A	FGCU	85 56								
6	H	Notre Dame	72 79	105	N	Tulane	72 79								
120	A	Virginia Tech	67 60	331	H	UMES	81 46								
124	H	Pittsburgh	75 79	64	H	Michigan	53 73								
46	H	Princeton	69 57	104	N	Kansas St.	46 49								

Non-Div I Games:

Virginia

■ Loss, 
 ■ Non-Conf, S Site, 
 ■ Home 
 ■ Away 
 N Neutral

Average RPI Win:	210	WON-LOST	WINNING	LAST 10	STRENGTH OF	OPP. STRENGTH	TEAM	ADJ.	CONF.	ADJ CONF.
Average RPI Loss:	41	RECORD	PCT. RANK	GAMES	SCHEDULE	OF SCHEDULE	RPI	RPI	RPI	RPI
DIV. I ONLY	14- 5	51	6- 4	95	175	69	69	1	1	
DIV. I NON-CONF.	13- 1	8	6- 1	217	295	61	61	1	1	
TOTALS	RPI 1-25	RPI 26-50	W-L RECORDS	RPI 51-100	RPI 101-150	RPI 150+				
14- 5	0- 2	1- 1	OVERALL	1- 2	2- 0	10- 0				
9- 2	0- 1	0- 0	HOME	0- 1	1- 0	8- 0				
3- 2	0- 1	0- 0	AWAY	1- 1	0- 0	2- 0				
2- 1	0- 0	1- 1	NEUTRAL	0- 0	1- 0	0- 0				
13- 1	0- 0	1- 1	NON-CONFERENCE	0- 0	2- 0	10- 0				
9- 0	0- 0	0- 0	HOME	0- 0	1- 0	8- 0				
2- 0	0- 0	0- 0	AWAY	0- 0	0- 0	2- 0				
2- 1	0- 0	1- 1	NEUTRAL	0- 0	1- 0	0- 0				
1- 4	0- 2	0- 0	CONFERENCE	1- 2	0- 0	0- 0				
0- 2	0- 1	0- 0	HOME	0- 1	0- 0	0- 0				
1- 2	0- 1	0- 0	AWAY	1- 1	0- 0	0- 0				
0- 0	0- 0	0- 0	NEUTRAL	0- 0	0- 0	0- 0				

RPI 1-25				RPI 26-50				RPI 51-100				RPI 101+			
RPI	S	Opponent	Score	RPI	S	Opponent	Score	RPI	S	Opponent	Score	RPI	S	Opponent	Score
8	H	Tennessee	63 67	29	N	Middle Tenn.	48 62	57	A	Arkansas	54 50	109	H	Southern Miss.	71 61
25	A	Texas A&M	35 73	44	N	James Madison	65 52	65	H	Auburn	74 82	141	N	Grand Canyon	71 62
								80	A	Florida	72 82	164	H	Savannah St.	81 63
												191	H	Mississippi Val.	98 58
												226	H	Southeastern La.	109 57
												252	A	Houston	76 68
												264	H	Jackson St.	81 42
												269	H	Tennessee Tech	90 45
												287	H	La.-Lafayette	78 51
												294	A	North Dakota St.	72 62
												309	H	Alabama St.	75 49
												339	H	New Orleans	111 38
LAST 12 Division I GAMES:															
25	A	Texas A&M	35 73	226	H	Southeastern La.	109 57	294	A	North Dakota St.	72 62				
8	H	Tennessee	63 67	109	H	Southern Miss.	71 61	309	H	Alabama St.	75 49				
57	A	Arkansas	54 50	287	H	La.-Lafayette	78 51	29	N	Middle Tenn.	48 62				
65	H	Auburn	74 82												
80	A	Florida	72 82												
191	H	Mississippi Val.	98 58												

Non-Div I Games:

Mississippi St.

Quinnipiac

Through Games Of Jan. 19, 2014

Average RPI Win:	209	WON-LOST	WINNING	LAST 10	STRENGTH OF	OPP. STRENGTH	TEAM	ADJ.	CONF.	ADJ CONF.
Average RPI Loss:	60	RECORD	PCT. RANK	GAMES	SCHEDULE	OF SCHEDULE	RPI	RPI	RPI	RPI
DIV. I ONLY	11- 8	119	7- 3	52	143	70	70	18	18	
DIV. I NON-CONF.	5- 5	148	2- 1	4	68	28	28	16	16	
TOTALS	RPI 1-25	RPI 26-50	W-L RECORDS	RPI 51-100	RPI 101-150	RPI 150+				
11- 8	0- 3	0- 2	OVERALL	1- 1	3- 2	7- 0				
7- 2	0- 1	0- 1	HOME	1- 0	1- 0	5- 0				
4- 6	0- 2	0- 1	AWAY	0- 1	2- 2	2- 0				
0- 0	0- 0	0- 0	NEUTRAL	0- 0	0- 0	0- 0				
5- 5	0- 3	0- 0	NON-CONFERENCE	1- 1	3- 1	1- 0				
3- 1	0- 1	0- 0	HOME	1- 0	1- 0	1- 0				
2- 4	0- 2	0- 0	AWAY	0- 1	2- 1	0- 0				
0- 0	0- 0	0- 0	NEUTRAL	0- 0	0- 0	0- 0				
6- 3	0- 0	0- 2	CONFERENCE	0- 0	0- 1	6- 0				
4- 1	0- 0	0- 1	HOME	0- 0	0- 0	4- 0				
2- 2	0- 0	0- 1	AWAY	0- 0	0- 1	2- 0				
0- 0	0- 0	0- 0	NEUTRAL	0- 0	0- 0	0- 0				

RPI 1-25				RPI 26-50				RPI 51-100				RPI 101+			
RPI	S	Opponent	Score	RPI	S	Opponent	Score	RPI	S	Opponent	Score	RPI	S	Opponent	Score
5	A	Louisville	82 100	41	H	Marist	63 69	79	H	N.C. A&T	77 63	103	A	Albany (NY)	74 53
11	H	Saint Joseph's	69 84	50	A	Iona	86 95	87	A	UT Martin	97 102	129	H	American	68 66
14	A	St. John's (NY)	66 76									135	A	Missouri St.	75 65
												136	A	Holy Cross	71 84
												138	A	Fairfield	71 72
												205	H	Hartford	62 49
												236	H	Siena	70 49
												259	A	Canisius	65 55
												260	H	Rider	71 59
												279	H	Niagara	84 61
												288	H	Manhattan	77 74
												326	A	Saint Peter's	71 40
LAST 12 Division I GAMES:															
236	H	Siena	70 49	279	H	Niagara	84 61								
326	A	Saint Peter's	71 40	259	A	Canisius	65 55								
288	H	Manhattan	77 74	136	A	Holy Cross	71 84								
50	A	Iona	86 95	103	A	Albany (NY)	74 53								
138	A	Fairfield	71 72	41	H	Marist	63 69								
260	H	Rider	71 59	205	H	Hartford	62 49								

Non-Div I Games:

Quinnipiac

Loss, Non-Conf, S Site, H Home A Away N Neutral

Average RPI Win:	217	WON-LOST	WINNING	LAST 10	STRENGTH OF	OPP. STRENGTH	TEAM	ADJ.	CONF.	ADJ CONF.
Average RPI Loss:	64	RECORD	PCT. RANK	GAMES	SCHEDULE	OF SCHEDULE	RPI	RPI	RPI	RPI
DIV. I ONLY	11- 5	75	7- 2	148	142	71	71	22	22	
DIV. I NON-CONF.	7- 4	95	4- 2	109	130	70	70	21	21	
TOTALS	RPI 1-25	RPI 26-50	W-L RECORDS	RPI 51-100	RPI 101-150	RPI 150+				
11- 5	0- 0	0- 1	OVERALL	0- 4	3- 0	8- 0				
6- 0	0- 0	0- 0	HOME	0- 0	3- 0	3- 0				
5- 4	0- 0	0- 1	AWAY	0- 3	0- 0	5- 0				
0- 1	0- 0	0- 0	NEUTRAL	0- 1	0- 0	0- 0				
7- 4	0- 0	0- 1	NON-CONFERENCE	0- 3	2- 0	5- 0				
4- 0	0- 0	0- 0	HOME	0- 0	2- 0	2- 0				
3- 3	0- 0	0- 1	AWAY	0- 2	0- 0	3- 0				
0- 1	0- 0	0- 0	NEUTRAL	0- 1	0- 0	0- 0				
4- 1	0- 0	0- 0	CONFERENCE	0- 1	1- 0	3- 0				
2- 0	0- 0	0- 0	HOME	0- 0	1- 0	1- 0				
2- 1	0- 0	0- 0	AWAY	0- 1	0- 0	2- 0				
0- 0	0- 0	0- 0	NEUTRAL	0- 0	0- 0	0- 0				

RPI 1-25				RPI 26-50				RPI 51-100				Team's RPI: 71	RPI 101+			
RPI	S	Opponent	Score	RPI	S	Opponent	Score	RPI	S	Opponent	Score		RPI	S	Opponent	Score
				26	A	Florida St.	49 79	59	A	Oklahoma	60 78		108	H	Charlotte	83 81
								76	A	FGCU	56 72		119	H	Indiana St.	90 74
								78	A	South Fla.	68 72		150	H	USC Upstate	78 64
								79	N	N.C. A&T	68 73		192	A	Stephen F. Austin	84 77
													203	A	Florida A&M	101 66
													216	A	Mercer	72 60
													255	H	Nicholls St.	74 65
													265	H	East Tenn. St.	91 62
													280	A	Bethune-Cookman	77 63
													284	H	Murray St.	103 72
													313	A	Kennesaw St.	98 75
LAST 12 Division I GAMES:																
				313	A	Kennesaw St.	98 75						284	H	Murray St.	103 72
				216	A	Mercer	72 60						108	H	Charlotte	83 81
				265	H	East Tenn. St.	91 62						78	A	South Fla.	68 72
				150	H	USC Upstate	78 64						203	A	Florida A&M	101 66
				76	A	FGCU	56 72						26	A	Florida St.	49 79
				255	H	Nicholls St.	74 65						280	A	Bethune-Cookman	77 63

Non-Div I Games: Palm Beach Atl. 93 48

Stetson

■ Loss, 
■ Non-Conf, 
■ S Site, 
■ Home 
■ A Away 
N Neutral

## Nebraska

Through Games Of Jan. 19, 2014

Average RPI Win:	162	WON-LOST	WINNING	LAST 10	STRENGTH OF	OPP. STRENGTH	TEAM	ADJ.	CONF.	ADJ CONF.
Average RPI Loss:	30	RECORD	PCT. RANK	GAMES	SCHEDULE	OF SCHEDULE	RPI	RPI	RPI	RPI
DIV. I ONLY	13- 4	41	7- 3	150	16	72	72	3	3	
DIV. I NON-CONF.	10- 2	38	5- 2	254	48	94	94	3	3	
TOTALS	RPI 1-25	RPI 26-50	W-L RECORDS	RPI 51-100	RPI 101-150	RPI 150+				
13- 4	0- 2	1- 1	OVERALL	3- 1	3- 0	6- 0				
11- 2	0- 1	1- 0	HOME	3- 1	1- 0	6- 0				
2- 2	0- 1	0- 1	AWAY	0- 0	2- 0	0- 0				
0- 0	0- 0	0- 0	NEUTRAL	0- 0	0- 0	0- 0				
10- 2	0- 1	0- 0	NON-CONFERENCE	2- 1	2- 0	6- 0				
9- 1	0- 0	0- 0	HOME	2- 1	1- 0	6- 0				
1- 1	0- 1	0- 0	AWAY	0- 0	1- 0	0- 0				
0- 0	0- 0	0- 0	NEUTRAL	0- 0	0- 0	0- 0				
3- 2	0- 1	1- 1	CONFERENCE	1- 0	1- 0	0- 0				
2- 1	0- 1	1- 0	HOME	1- 0	0- 0	0- 0				
1- 1	0- 0	0- 1	AWAY	0- 0	1- 0	0- 0				
0- 0	0- 0	0- 0	NEUTRAL	0- 0	0- 0	0- 0				

RPI	S	Opponent	Score	RPI	S	Opponent	Score	RPI	S	Opponent	Score	RPI	S	Opponent	Score
9	H	Purdue	75 77	36	A	Michigan St.	57 70	52	H	Washington St.	72 76	125	H	Alabama	62 48
22	A	North Carolina	62 75	39	H	Minnesota	88 85	60	H	UCLA	77 49	143	A	Illinois	75 56
								73	H	Creighton	63 38	148	A	Utah	75 69
								77	H	Northwestern	66 65	168	H	South Dakota	87 53
												182	H	Southern U.	87 64
												198	H	Utah St.	95 75
												241	H	Oral Roberts	89 53
												312	H	UMass Lowell	77 42
												340	H	Ark.-Pine Bluff	78 55
LAST 12 Division I GAMES:															
9	H	Purdue	75 77	168	H	South Dakota	87 53								
39	H	Minnesota	88 85	73	H	Creighton	63 38								
143	A	Illinois	75 56	198	H	Utah St.	95 75								
36	A	Michigan St.	57 70	22	A	North Carolina	62 75								
77	H	Northwestern	66 65	52	H	Washington St.	72 76								
241	H	Oral Roberts	89 53	312	H	UMass Lowell	77 42								

Non-Div I Games:

Nebraska

■ Loss, 
 ■ Non-Conf, S Site, 
 ■ Home 
 ■ Away 
 N Neutral



## Creighton

Through Games Of Jan. 19, 2014

Average RPI Win: <b>124</b>	WON-LOST	WINNING	LAST 10	STRENGTH OF	OPP. STRENGTH	TEAM	ADJ.	CONF.	ADJ CONF.
Average RPI Loss: <b>100</b>	RECORD	PCT. RANK	GAMES	SCHEDULE	OF SCHEDULE	RPI	RPI	RPI	RPI
DIV. I ONLY	11- 8	119	7- 3	86	15	73	73	7	7
DIV. I NON-CONF.	6- 6	148	2- 3	101	26	114	114	7	7
TOTALS	RPI 1-25	RPI 26-50	W-L RECORDS	RPI 51-100	RPI 101-150	RPI 150+			
11- 8	0- 1	5- 0	OVERALL	0- 3	1- 2	5- 2			
7- 1	0- 0	4- 0	HOME	0- 1	0- 0	3- 0			
3- 6	0- 1	0- 0	AWAY	0- 2	1- 2	2- 1			
1- 1	0- 0	1- 0	NEUTRAL	0- 0	0- 0	0- 1			
6- 6	0- 0	3- 0	NON-CONFERENCE	0- 3	0- 1	3- 2			
4- 1	0- 0	2- 0	HOME	0- 1	0- 0	2- 0			
1- 4	0- 0	0- 0	AWAY	0- 2	0- 1	1- 1			
1- 1	0- 0	1- 0	NEUTRAL	0- 0	0- 0	0- 1			
5- 2	0- 1	2- 0	CONFERENCE	0- 0	1- 1	2- 0			
3- 0	0- 0	2- 0	HOME	0- 0	0- 0	1- 0			
2- 2	0- 1	0- 0	AWAY	0- 0	1- 1	1- 0			
0- 0	0- 0	0- 0	NEUTRAL	0- 0	0- 0	0- 0			

RPI 1-25				RPI 26-50				RPI 51-100				Team's RPI: 73	RPI 101+			
RPI	S	Opponent	Score	RPI	S	Opponent	Score	RPI	S	Opponent	Score		RPI	S	Opponent	Score
14	A	St. John's (NY)	48 67	34	H	Villanova	65 58	54	H	BYU	51 52		102	A	Kansas	66 74
				39	H	Minnesota	63 52	59	A	Oklahoma	52 80		106	A	Butler	52 58
				43	N	Oregon St.	70 62	72	A	Nebraska	38 63		145	A	Georgetown	65 63
				45	H	DePaul	86 78						166	H	Xavier	79 50
				49	H	South Dakota St.	68 63						168	H	South Dakota	63 48
													171	N	Clemson	52 56
													190	A	Providence	97 65
													224	A	Drake	55 62
													234	A	UNLV	66 56
													252	H	Houston	65 55
LAST 12 Division I GAMES:																
				106	A	Butler	52 58					34	H	Villanova	65 58	
				166	H	Xavier	79 50					234	A	UNLV	66 56	
				190	A	Providence	97 65					171	N	Clemson	52 56	
				14	A	St. John's (NY)	48 67					43	N	Oregon St.	70 62	
				45	H	DePaul	86 78					72	A	Nebraska	38 63	
				145	A	Georgetown	65 63					54	H	BYU	51 52	

Non-Div I Games:

Creighton

  Loss, 
  Non-Conf, 
  S Site, 
  H Home 
  A Away 
N Neutral

Average RPI Win:	211	WON-LOST	WINNING	LAST 10	STRENGTH OF	OPP. STRENGTH	TEAM	ADJ.	CONF.	ADJ CONF.
Average RPI Loss:	45	RECORD	PCT. RANK	GAMES	SCHEDULE	OF SCHEDULE	RPI	RPI	RPI	RPI
DIV. I ONLY	14- 3	25	9- 1	186	170	74	74	10	10	
DIV. I NON-CONF.	8- 3	67	4- 2	175	243	102	102	10	10	
TOTALS	RPI 1-25	RPI 26-50	W-L RECORDS	RPI 51-100	RPI 101-150	RPI 150+				
14- 3	0- 0	0- 3	OVERALL	1- 0	2- 0	11- 0				
8- 2	0- 0	0- 2	HOME	1- 0	0- 0	7- 0				
6- 1	0- 0	0- 1	AWAY	0- 0	2- 0	4- 0				
0- 0	0- 0	0- 0	NEUTRAL	0- 0	0- 0	0- 0				
8- 3	0- 0	0- 3	NON-CONFERENCE	0- 0	0- 0	8- 0				
4- 2	0- 0	0- 2	HOME	0- 0	0- 0	4- 0				
4- 1	0- 0	0- 1	AWAY	0- 0	0- 0	4- 0				
0- 0	0- 0	0- 0	NEUTRAL	0- 0	0- 0	0- 0				
6- 0	0- 0	0- 0	CONFERENCE	1- 0	2- 0	3- 0				
4- 0	0- 0	0- 0	HOME	1- 0	0- 0	3- 0				
2- 0	0- 0	0- 0	AWAY	0- 0	2- 0	0- 0				
0- 0	0- 0	0- 0	NEUTRAL	0- 0	0- 0	0- 0				

RPI 1-25				RPI 26-50				RPI 51-100				Team's RPI: 74		RPI 101+			
RPI	S	Opponent	Score	RPI	S	Opponent	Score	RPI	S	Opponent	Score			RPI	S	Opponent	Score
				39	A	Minnesota	55 62	94	H	Army	74 64			116	A	Bucknell	94 92
				46	H	Princeton	57 73							126	A	Lafayette	67 53
				50	H	Iona	61 64							170	H	Colgate	71 40
														172	H	Mt. St. Mary's	63 55
														177	H	Stony Brook	72 54
														195	H	Boston U.	70 50
														222	A	Towson	56 55
														241	A	Oral Roberts	89 64
														253	H	Loyola Maryland	67 44
														260	H	Rider	75 64
														296	H	Brown	81 61
														304	A	Marshall	72 68
														326	A	Saint Peter's	70 51
LAST 12 Division I GAMES:																	
				170	H	Colgate	71 40	304	A	Marshall	72 68						
				116	A	Bucknell	94 92	46	H	Princeton	57 73						
				94	H	Army	74 64	172	H	Mt. St. Mary's	63 55						
				195	H	Boston U.	70 50	260	H	Rider	75 64						
				126	A	Lafayette	67 53	296	H	Brown	81 61						
				253	H	Loyola Maryland	67 44	39	A	Minnesota	55 62						

Non-Div I Games:

Navy

■ Loss, 
 ■ Non-Conf, 
 ■ S Site, 
 ■ H Home 
 ■ A Away 
 N Neutral

Average RPI Win:	148	WON-LOST	WINNING	LAST 10	STRENGTH OF	OPP. STRENGTH	TEAM	ADJ.	CONF.	ADJ CONF.
Average RPI Loss:	71	RECORD	PCT. RANK	GAMES	SCHEDULE	OF SCHEDULE	RPI	RPI	RPI	RPI
DIV. I ONLY	8- 7	135	5- 5	31	76	75	75	14	14	
DIV. I NON-CONF.	6- 6	148	4- 5	10	52	51	51	14	14	
TOTALS	RPI 1-25	RPI 26-50	W-L RECORDS	RPI 51-100	RPI 101-150	RPI 150+				
8- 7	0- 2	1- 2	OVERALL	2- 0	1- 3	4- 0				
5- 3	0- 1	1- 0	HOME	2- 0	0- 2	2- 0				
3- 4	0- 1	0- 2	AWAY	0- 0	1- 1	2- 0				
0- 0	0- 0	0- 0	NEUTRAL	0- 0	0- 0	0- 0				
6- 6	0- 2	1- 2	NON-CONFERENCE	2- 0	1- 2	2- 0				
4- 2	0- 1	1- 0	HOME	2- 0	0- 1	1- 0				
2- 4	0- 1	0- 2	AWAY	0- 0	1- 1	1- 0				
0- 0	0- 0	0- 0	NEUTRAL	0- 0	0- 0	0- 0				
2- 1	0- 0	0- 0	CONFERENCE	0- 0	0- 1	2- 0				
1- 1	0- 0	0- 0	HOME	0- 0	0- 1	1- 0				
1- 0	0- 0	0- 0	AWAY	0- 0	0- 0	1- 0				
0- 0	0- 0	0- 0	NEUTRAL	0- 0	0- 0	0- 0				

RPI 1-25				RPI 26-50				RPI 51-100				RPI 101+			
RPI	S	Opponent	Score	RPI	S	Opponent	Score	RPI	S	Opponent	Score	RPI	S	Opponent	Score
7	A	Arizona St.	44 84	39	H	Minnesota	77 71	52	H	Washington St.	77 66	112	H	Cal Poly	74 78
24	H	West Virginia	56 59	40	A	Southern California	55 66	63	H	Chattanooga	60 55	123	A	Pacific	81 70
				43	A	Oregon St.	64 76					128	H	Colorado St.	60 65
												141	A	Grand Canyon	51 54
												163	H	Ole Miss	79 63
												180	H	Cal St. Northridge	54 44
												263	A	UC Riverside	74 61
												297	A	Northern Ariz.	74 66
LAST 12 Division I GAMES:															
263	A	UC Riverside	74 61	43	A	Oregon St.	64 76								
180	H	Cal St. Northridge	54 44	39	H	Minnesota	77 71								
112	H	Cal Poly	74 78	63	H	Chattanooga	60 55								
141	A	Grand Canyon	51 54	128	H	Colorado St.	60 65								
40	A	Southern California	55 66	24	H	West Virginia	56 59								
123	A	Pacific	81 70	163	H	Ole Miss	79 63								

Non-Div I Games:

Hawaii

Loss, 
Non-Conf, S Site, 
H Home
A Away 
N Neutral

Average RPI Win:	179	WON-LOST	WINNING	LAST 10	STRENGTH OF	OPP. STRENGTH	TEAM	ADJ.	CONF.	ADJ CONF.
Average RPI Loss:	46	RECORD	PCT. RANK	GAMES	SCHEDULE	OF SCHEDULE	RPI	RPI	RPI	RPI
DIV. I ONLY	11- 6	90	7- 3	90	23	76	76	22	22	
DIV. I NON-CONF.	6- 6	148	3- 4	55	1	100	100	21	21	
TOTALS	RPI 1-25	RPI 26-50	W-L RECORDS	RPI 51-100	RPI 101-150	RPI 150+				
11- 6	0- 3	1- 0	OVERALL	2- 2	2- 1	6- 0				
7- 2	0- 1	0- 0	HOME	2- 1	2- 0	3- 0				
3- 2	0- 1	0- 0	AWAY	0- 0	0- 1	3- 0				
1- 2	0- 1	1- 0	NEUTRAL	0- 1	0- 0	0- 0				
6- 6	0- 3	1- 0	NON-CONFERENCE	1- 2	1- 1	3- 0				
4- 2	0- 1	0- 0	HOME	1- 1	1- 0	2- 0				
1- 2	0- 1	0- 0	AWAY	0- 0	0- 1	1- 0				
1- 2	0- 1	1- 0	NEUTRAL	0- 1	0- 0	0- 0				
5- 0	0- 0	0- 0	CONFERENCE	1- 0	1- 0	3- 0				
3- 0	0- 0	0- 0	HOME	1- 0	1- 0	1- 0				
2- 0	0- 0	0- 0	AWAY	0- 0	0- 0	2- 0				
0- 0	0- 0	0- 0	NEUTRAL	0- 0	0- 0	0- 0				

RPI 1-25				RPI 26-50				RPI 51-100 Team's RPI: 76				RPI 101+			
RPI	S	Opponent	Score	RPI	S	Opponent	Score	RPI	S	Opponent	Score	RPI	S	Opponent	Score
2	N	Stanford	59 83	49	N	South Dakota St.	84 59	68	H	Virginia	56 85	108	H	Charlotte	78 73
4	A	LSU	46 69					71	H	Stetson	72 56	109	A	Southern Miss.	74 76
11	H	Saint Joseph's	64 76					78	H	South Fla.	60 55	150	H	USC Upstate	72 45
								82	N	TCU	47 68	193	A	FIU	75 55
												216	A	Mercer	69 57
												249	H	Saint Francis (PA)	75 68
												265	H	East Tenn. St.	73 58
												280	H	Bethune-Cookman	71 38
												313	A	Kennesaw St.	69 55
LAST 12 Division I GAMES:															
216	A	Mercer	69 57	68	H	Virginia	56 85	249	H	Saint Francis (PA)	75 68				
313	A	Kennesaw St.	69 55	4	A	LSU	46 69	78	H	South Fla.	60 55				
150	H	USC Upstate	72 45	49	N	South Dakota St.	84 59	2	N	Stanford	59 83				
265	H	East Tenn. St.	73 58												
71	H	Stetson	72 56												
11	H	Saint Joseph's	64 76												

Non-Div I Games:

FGCU

■ Loss, 
■ Non-Conf, 
■ S Site, 
■ H Home 
■ A Away 
N Neutral

## Northwestern

Through Games Of Jan. 19, 2014

Average RPI Win: 152		WON-LOST	WINNING	LAST 10	STRENGTH OF	OPP. STRENGTH	TEAM	ADJ.	CONF.	ADJ CONF.
Average RPI Loss: 68		RECORD	PCT. RANK	GAMES	SCHEDULE	OF SCHEDULE	RPI	RPI	RPI	RPI
DIV. I ONLY		12- 6	84	6- 4	76	49	77	77	3	3
DIV. I NON-CONF.		10- 3	58	5- 2	120	106	69	69	3	3
TOTALS		RPI 1-25	RPI 26-50		W-L RECORDS		RPI 51-100	RPI 101-150	RPI 150+	
12- 6	1- 2	1- 1		OVERALL		1- 1	3- 2	6- 0		
10- 2	1- 1	1- 0		HOME		1- 0	3- 1	4- 0		
1- 3	0- 1	0- 1		AWAY		0- 1	0- 0	1- 0		
1- 1	0- 0	0- 0		NEUTRAL		0- 0	0- 1	1- 0		
10- 3	0- 2	1- 0		NON-CONFERENCE		0- 0	3- 1	6- 0		
8- 1	0- 1	1- 0		HOME		0- 0	3- 0	4- 0		
1- 1	0- 1	0- 0		AWAY		0- 0	0- 0	1- 0		
1- 1	0- 0	0- 0		NEUTRAL		0- 0	0- 1	1- 0		
2- 3	1- 0	0- 1		CONFERENCE		1- 1	0- 1	0- 0		
2- 1	1- 0	0- 0		HOME		1- 0	0- 1	0- 0		
0- 2	0- 0	0- 1		AWAY		0- 1	0- 0	0- 0		
0- 0	0- 0	0- 0		NEUTRAL		0- 0	0- 0	0- 0		

RPI S	Opponent	Score	RPI S	Opponent	Score	RPI S	Opponent	Score	Team's RPI: 77	RPI S	Opponent	Score
9	H Purdue	71 68	39	A Minnesota	59 94	58	H Wisconsin	74 58		111	H Ill.-Chicago	79 63
15	A California	51 65	45	H DePaul	82 79	72	A Nebraska	65 66		117	H IUPUI	72 61
21	H North Carolina St.	61 76								119	N Indiana St.	67 70
										126	H Lafayette	66 64
										143	H Illinois	74 76
										161	H Hofstra	74 57
										167	N Northeastern	73 46
										209	A Loyola Chicago	90 57
										234	H UNLV	57 53
										241	H Oral Roberts	84 54
										345	H Chicago St.	64 33
LAST 12 Division I GAMES:												
58	H Wisconsin	74 58	119	N Indiana St.	67 70							
143	H Illinois	74 76	117	H IUPUI	72 61							
39	A Minnesota	59 94	241	H Oral Roberts	84 54							
9	H Purdue	71 68	209	A Loyola Chicago	90 57							
72	A Nebraska	65 66	21	H North Carolina St.	61 76							
167	N Northeastern	73 46	45	H DePaul	82 79							

Non-Div I Games:

Northwestern

■ Loss, 
 ■ Non-Conf, S Site, 
 ■ Home 
 ■ Away 
 N Neutral

Average RPI Win:	166	WON-LOST	WINNING	LAST 10	STRENGTH OF	OPP. STRENGTH	TEAM	ADJ.	CONF.	ADJ CONF.
Average RPI Loss:	62	RECORD	PCT. RANK	GAMES	SCHEDULE	OF SCHEDULE	RPI	RPI	RPI	RPI
DIV. I ONLY	9- 8	144	5- 5	19	107	78	78	6	6	
DIV. I NON-CONF.	5- 6	173	1- 5	17	231	117	117	5	5	
TOTALS	RPI 1-25	RPI 26-50	W-L RECORDS	RPI 51-100	RPI 101-150	RPI 150+				
9- 8	0- 3	1- 1	OVERALL	2- 2	1- 1	5- 1				
5- 5	0- 2	1- 1	HOME	1- 1	0- 0	3- 1				
4- 2	0- 0	0- 0	AWAY	1- 1	1- 1	2- 0				
0- 1	0- 1	0- 0	NEUTRAL	0- 0	0- 0	0- 0				
5- 6	0- 2	0- 1	NON-CONFERENCE	1- 1	0- 1	4- 1				
4- 3	0- 1	0- 1	HOME	1- 0	0- 0	3- 1				
1- 2	0- 0	0- 0	AWAY	0- 1	0- 1	1- 0				
0- 1	0- 1	0- 0	NEUTRAL	0- 0	0- 0	0- 0				
4- 2	0- 1	1- 0	CONFERENCE	1- 1	1- 0	1- 0				
1- 2	0- 1	1- 0	HOME	0- 1	0- 0	0- 0				
3- 0	0- 0	0- 0	AWAY	1- 0	1- 0	1- 0				
0- 0	0- 0	0- 0	NEUTRAL	0- 0	0- 0	0- 0				

RPI 1-25				RPI 26-50				RPI 51-100 Team's RPI: 78				RPI 101+			
RPI	S	Opponent	Score	RPI	S	Opponent	Score	RPI	S	Opponent	Score	RPI	S	Opponent	Score
5	H	Louisville	54 62	29	H	Middle Tenn.	62 68	55	H	Rutgers	53 66	118	A	Col. of Charleston	64 71
18	H	Maryland	70 78	42	H	Temple	64 51	62	A	SMU	76 62	139	A	UCF	63 38
23	N	Oklahoma St.	56 75					71	H	Stetson	72 68	171	H	Clemson	63 68
								76	A	FGCU	55 60	197	H	N.C. Central	93 35
												211	H	Jacksonville	82 53
												250	A	Bradley	87 63
												252	A	Houston	77 54
												272	H	Central Conn. St.	81 47
LAST 12 Division I GAMES:															
139	A	UCF	63 38	118	A	Col. of Charleston	64 71								
5	H	Louisville	54 62	29	H	Middle Tenn.	62 68								
42	H	Temple	64 51	23	N	Oklahoma St.	56 75								
62	A	SMU	76 62	71	H	Stetson	72 68								
252	A	Houston	77 54	76	A	FGCU	55 60								
55	H	Rutgers	53 66	171	H	Clemson	63 68								

Non-Div I Games:

South Fla.

■ Loss, 
 ■ Non-Conf, 
 ■ S Site, 
 ■ H Home 
 ■ A Away 
 N Neutral

Average RPI Win:	210	WON-LOST	WINNING	LAST 10	STRENGTH OF	OPP. STRENGTH	TEAM	ADJ.	CONF.	ADJ CONF.
Average RPI Loss:	119	RECORD	PCT. RANK	GAMES	SCHEDULE	OF SCHEDULE	RPI	RPI	RPI	RPI
DIV. I ONLY	10- 3	40	7- 2	254	138	79	79	24	24	
DIV. I NON-CONF.	9- 2	44	8- 1	192	169	54	54	24	24	
TOTALS	RPI 1-25	RPI 26-50	W-L RECORDS	RPI 51-100	RPI 101-150	RPI 150+				
10- 3	0- 0	0- 0	OVERALL	1- 2	1- 0	8- 1				
4- 0	0- 0	0- 0	HOME	0- 0	1- 0	3- 0				
4- 3	0- 0	0- 0	AWAY	0- 2	0- 0	4- 1				
2- 0	0- 0	0- 0	NEUTRAL	1- 0	0- 0	1- 0				
9- 2	0- 0	0- 0	NON-CONFERENCE	1- 2	1- 0	7- 0				
4- 0	0- 0	0- 0	HOME	0- 0	1- 0	3- 0				
3- 2	0- 0	0- 0	AWAY	0- 2	0- 0	3- 0				
2- 0	0- 0	0- 0	NEUTRAL	1- 0	0- 0	1- 0				
1- 1	0- 0	0- 0	CONFERENCE	0- 0	0- 0	1- 1				
0- 0	0- 0	0- 0	HOME	0- 0	0- 0	0- 0				
1- 1	0- 0	0- 0	AWAY	0- 0	0- 0	1- 1				
0- 0	0- 0	0- 0	NEUTRAL	0- 0	0- 0	0- 0				

RPI 1-25				RPI 26-50				RPI 51-100				Team's RPI: 79	RPI 101+			
RPI	S	Opponent	Score	RPI	S	Opponent	Score	RPI	S	Opponent	Score		RPI	S	Opponent	Score
								70	A	Quinnipiac	63	77	142	H	Richmond	69 60
								71	N	Stetson	73	68	156	H	Davidson	62 53
								84	A	George Washington	54	80	169	A	Elon	58 57
													203	A	Florida A&M	51 55
													223	N	Georgia St.	74 49
													239	H	Campbell	62 47
													266	A	UNC Asheville	83 57
													267	H	Appalachian St.	62 43
													280	A	Bethune-Cookman	69 55
													289	A	William & Mary	60 58
LAST 12 Division I GAMES:																
				203	A	Florida A&M	51 55			266	A	UNC Asheville	83 57			
				280	A	Bethune-Cookman	69 55			267	H	Appalachian St.	62 43			
				239	H	Campbell	62 47			142	H	Richmond	69 60			
				289	A	William & Mary	60 58			156	H	Davidson	62 53			
				169	A	Elon	58 57			71	N	Stetson	73 68			
				84	A	George Washington	54 80			223	N	Georgia St.	74 49			

Non-Div I Games: Virginia-Lynchburg 99 32

N.C. A&amp;T

Average RPI Win:	177	WON-LOST	WINNING	LAST 10	STRENGTH OF	OPP. STRENGTH	TEAM	ADJ.	CONF.	ADJ CONF.
Average RPI Loss:	85	RECORD	PCT. RANK	GAMES	SCHEDULE	OF SCHEDULE	RPI	RPI	RPI	RPI
DIV. I ONLY	13- 5	58	8- 2	138	37	80	80	1	1	
DIV. I NON-CONF.	10- 3	58	6- 1	317	77	154	154	1	1	
TOTALS	RPI 1-25	RPI 26-50	W-L RECORDS	RPI 51-100	RPI 101-150	RPI 150+				
13- 5	2- 1	1- 1	OVERALL	2- 1	1- 1	7- 1				
9- 2	1- 0	0- 1	HOME	2- 1	1- 0	5- 0				
3- 2	1- 1	0- 0	AWAY	0- 0	0- 1	2- 0				
1- 1	0- 0	1- 0	NEUTRAL	0- 0	0- 0	0- 1				
10- 3	1- 0	1- 1	NON-CONFERENCE	0- 0	1- 1	7- 1				
7- 1	1- 0	0- 1	HOME	0- 0	1- 0	5- 0				
2- 1	0- 0	0- 0	AWAY	0- 0	0- 1	2- 0				
1- 1	0- 0	1- 0	NEUTRAL	0- 0	0- 0	0- 1				
3- 2	1- 1	0- 0	CONFERENCE	2- 1	0- 0	0- 0				
2- 1	0- 0	0- 0	HOME	2- 1	0- 0	0- 0				
1- 1	1- 1	0- 0	AWAY	0- 0	0- 0	0- 0				
0- 0	0- 0	0- 0	NEUTRAL	0- 0	0- 0	0- 0				

RPI 1-25				RPI 26-50				RPI 51-100				RPI 101+			
RPI	S	Opponent	Score	RPI	S	Opponent	Score	RPI	S	Opponent	Score	RPI	S	Opponent	Score
4	A	LSU	68 82	26	H	Florida St.	68 76	51	H	Georgia	62 68	120	A	Virginia Tech	59 71
14	H	St. John's (NY)	72 68	43	N	Oregon St.	73 70	57	H	Arkansas	59 52	145	H	Georgetown	67 65
17	A	Kentucky	83 73					69	H	Mississippi St.	82 72	193	H	FIU	90 74
												225	N	Illinois St.	64 68
												249	H	Saint Francis (PA)	105 71
												280	H	Bethune-Cookman	93 65
												286	A	Troy	104 74
												307	H	Tennessee St.	86 56
												313	A	Kennesaw St.	83 62
												333	H	North Florida	88 77
LAST 12 Division I GAMES:															
51	H	Georgia	62 68	193	H	FIU	90 74								
4	A	LSU	68 82	307	H	Tennessee St.	86 56								
57	H	Arkansas	59 52	249	H	Saint Francis (PA)	105 71								
17	A	Kentucky	83 73	286	A	Troy	104 74								
69	H	Mississippi St.	82 72	43	N	Oregon St.	73 70								
145	H	Georgetown	67 65	225	N	Illinois St.	64 68								

Non-Div I Games:

Florida

■ Loss, 
 ■ Non-Conf, 
 ■ S Site, 
 ■ H Home 
 ■ A Away 
 N Neutral



Average RPI Win: 209		WON-LOST	WINNING	LAST 10	STRENGTH OF	OPP. STRENGTH	TEAM	ADJ.	CONF.	ADJ CONF.
Average RPI Loss: 167		RECORD	PCT. RANK	GAMES	SCHEDULE	OF SCHEDULE	RPI	RPI	RPI	RPI
DIV. I ONLY		14- 2	12	8- 2	273	191	81	81	11	11
DIV. I NON-CONF.		11- 1	18	7- 1	314	214	91	91	13	13
TOTALS	RPI 1-25		RPI 26-50		W-L RECORDS		RPI 51-100		RPI 101-150	RPI 150+
14- 2	0- 0		0- 0		OVERALL		0- 0		4- 1	10- 1
8- 0	0- 0		0- 0		HOME		0- 0		2- 0	6- 0
5- 1	0- 0		0- 0		AWAY		0- 0		2- 0	3- 1
1- 1	0- 0		0- 0		NEUTRAL		0- 0		0- 1	1- 0
11- 1	0- 0		0- 0		NON-CONFERENCE		0- 0		3- 1	8- 0
6- 0	0- 0		0- 0		HOME		0- 0		2- 0	4- 0
4- 0	0- 0		0- 0		AWAY		0- 0		1- 0	3- 0
1- 1	0- 0		0- 0		NEUTRAL		0- 0		0- 1	1- 0
3- 1	0- 0		0- 0		CONFERENCE		0- 0		1- 0	2- 1
2- 0	0- 0		0- 0		HOME		0- 0		0- 0	2- 0
1- 1	0- 0		0- 0		AWAY		0- 0		1- 0	0- 1
0- 0	0- 0		0- 0		NEUTRAL		0- 0		0- 0	0- 0

RPI 1-25				RPI 26-50				RPI 51-100				Team's RPI: 81		RPI 101+			
RPI	S	Opponent	Score	RPI	S	Opponent	Score	RPI	S	Opponent	Score			RPI	S	Opponent	Score
														105	A	Tulane	69 65
														117	H	IUPUI	71 51
														118	A	Col. of Charleston	64 55
														131	H	Ohio	76 47
														141	N	Grand Canyon	76 86
														151	H	Cleveland St.	75 66
														158	H	Fla. Atlantic	61 58
														169	A	Elon	93 84
														193	A	FIU	75 76
														214	H	Louisiana Tech	86 55
														253	H	Loyola Maryland	68 47
														280	A	Bethune-Cookman	58 49
														289	H	William & Mary	69 57
														293	H	George Mason	75 66
														305	A	Norfolk St.	81 61
														336	N	Alcorn	85 42
LAST 12 Division I GAMES:																	
				214	H	Louisiana Tech	86 55					131	H	Ohio	76 47		
				105	A	Tulane	69 65					305	A	Norfolk St.	81 61		
				193	A	FIU	75 76					141	N	Grand Canyon	76 86		
				158	H	Fla. Atlantic	61 58					336	N	Alcorn	85 42		
				118	A	Col. of Charleston	64 55					151	H	Cleveland St.	75 66		
				280	A	Bethune-Cookman	58 49					117	H	IUPUI	71 51		

Non-Div I Games: Virginia Intermont 102 47

East Carolina

■ Loss, ■ Non-Conf, S Site, H Home A Away N Neutral

Average RPI Win:	188	WON-LOST	WINNING	LAST 10	STRENGTH OF	OPP. STRENGTH	TEAM	ADJ.	CONF.	ADJ CONF.
Average RPI Loss:	34	RECORD	PCT. RANK	GAMES	SCHEDULE	OF SCHEDULE	RPI	RPI	RPI	RPI
DIV. I ONLY	11- 6	90	6- 3	78	52	82	82	5	5	
DIV. I NON-CONF.	8- 3	67	4- 1	210	112	116	116	6	6	
TOTALS	RPI 1-25	RPI 26-50	W-L RECORDS	RPI 51-100	RPI 101-150	RPI 150+				
11- 6	0- 2	1- 3	OVERALL	1- 1	1- 0	8- 0				
9- 1	0- 0	1- 1	HOME	0- 0	1- 0	7- 0				
1- 3	0- 1	0- 1	AWAY	0- 1	0- 0	1- 0				
1- 2	0- 1	0- 1	NEUTRAL	1- 0	0- 0	0- 0				
8- 3	0- 1	0- 1	NON-CONFERENCE	1- 1	0- 0	7- 0				
7- 0	0- 0	0- 0	HOME	0- 0	0- 0	7- 0				
0- 1	0- 0	0- 0	AWAY	0- 1	0- 0	0- 0				
1- 2	0- 1	0- 1	NEUTRAL	1- 0	0- 0	0- 0				
3- 3	0- 1	1- 2	CONFERENCE	0- 0	1- 0	1- 0				
2- 1	0- 0	1- 1	HOME	0- 0	1- 0	0- 0				
1- 2	0- 1	0- 1	AWAY	0- 0	0- 0	1- 0				
0- 0	0- 0	0- 0	NEUTRAL	0- 0	0- 0	0- 0				

RPI 1-25				RPI 26-50				RPI 51-100 Team's RPI: 82				RPI 101+			
RPI	S	Opponent	Score	RPI	S	Opponent	Score	RPI	S	Opponent	Score	RPI	S	Opponent	Score
9	N	Purdue	68 75	27	H	Texas	54 48	62	A	SMU	68 72	102	H	Kansas	52 50
23	A	Oklahoma St.	53 65	28	H	Iowa St.	49 71	76	N	FGCU	68 47	175	H	Sam Houston St.	78 46
				33	A	Baylor	46 80					192	H	Stephen F. Austin	60 52
				49	N	South Dakota St.	52 57					199	H	Tex.-Pan American	73 47
												201	A	Texas Tech	65 54
												237	H	Grambling	95 64
												257	H	Texas St.	63 50
												281	H	La.-Monroe	86 47
												324	H	Prairie View	76 47
LAST 12 Division I GAMES:															
27	H	Texas	54 48	324	H	Prairie View	76 47								
23	A	Oklahoma St.	53 65	175	H	Sam Houston St.	78 46								
33	A	Baylor	46 80	199	H	Tex.-Pan American	73 47								
102	H	Kansas	52 50	192	H	Stephen F. Austin	60 52								
201	A	Texas Tech	65 54	9	N	Purdue	68 75								
28	H	Iowa St.	49 71	49	N	South Dakota St.	52 57								

Non-Div I Games: Abilene Christian 82 55

TCU

Average RPI Win:	188	WON-LOST	WINNING	LAST 10	STRENGTH OF	OPP. STRENGTH	TEAM	ADJ.	CONF.	ADJ CONF.
Average RPI Loss:	70	RECORD	PCT. RANK	GAMES	SCHEDULE	OF SCHEDULE	RPI	RPI	RPI	RPI
DIV. I ONLY	8- 8	156	6- 4	62	90	83	83	12	12	
DIV. I NON-CONF.	5- 8	220	3- 6	51	57	108	108	11	11	
TOTALS	RPI 1-25	RPI 26-50	W-L RECORDS	RPI 51-100	RPI 101-150	RPI 150+				
8- 8	1- 2	0- 2	OVERALL	0- 2	2- 1	5- 1				
2- 2	0- 0	0- 1	HOME	0- 1	1- 0	1- 0				
5- 5	1- 2	0- 0	AWAY	0- 1	1- 1	3- 1				
1- 1	0- 0	0- 1	NEUTRAL	0- 0	0- 0	1- 0				
5- 8	1- 2	0- 2	NON-CONFERENCE	0- 2	0- 1	4- 1				
1- 2	0- 0	0- 1	HOME	0- 1	0- 0	1- 0				
3- 5	1- 2	0- 0	AWAY	0- 1	0- 1	2- 1				
1- 1	0- 0	0- 1	NEUTRAL	0- 0	0- 0	1- 0				
3- 0	0- 0	0- 0	CONFERENCE	0- 0	2- 0	1- 0				
1- 0	0- 0	0- 0	HOME	0- 0	1- 0	0- 0				
2- 0	0- 0	0- 0	AWAY	0- 0	1- 0	1- 0				
0- 0	0- 0	0- 0	NEUTRAL	0- 0	0- 0	0- 0				

RPI 1-25				RPI 26-50				RPI 51-100 Team's RPI: 83				RPI 101+			
RPI	S	Opponent	Score	RPI	S	Opponent	Score	RPI	S	Opponent	Score	RPI	S	Opponent	Score
11	A	Saint Joseph's	52 70	34	N	Villanova	52 63	61	A	Penn	44 46	118	H	Col. of Charleston	68 55
14	A	St. John's (NY)	62 55	46	H	Princeton	59 66	93	H	Hampton	47 50	129	A	American	41 47
18	A	Maryland	63 69									137	A	Delaware	61 52
												170	A	Colgate	60 65
												190	H	Providence	62 52
												215	A	Cornell	69 44
												218	A	Toledo	65 52
												289	A	William & Mary	89 49
												324	N	Prairie View	53 45
LAST 12 Division I GAMES:															
137	A	Delaware	61 52	93	H	Hampton	47 50								
289	A	William & Mary	89 49	324	N	Prairie View	53 45								
118	H	Col. of Charleston	68 55	14	A	St. John's (NY)	62 55								
46	H	Princeton	59 66	129	A	American	41 47								
215	A	Cornell	69 44	170	A	Colgate	60 65								
61	A	Penn	44 46	18	A	Maryland	63 69								

Non-Div I Games:

Drexel

## George Washington

Through Games Of Jan. 19, 2014

Average RPI Win:	199	WON-LOST	WINNING	LAST 10	STRENGTH OF	OPP. STRENGTH	TEAM	ADJ.	CONF.	ADJ CONF.
Average RPI Loss:	91	RECORD	PCT. RANK	GAMES	SCHEDULE	OF SCHEDULE	RPI	RPI	RPI	RPI
DIV. I ONLY	12- 5	69	8- 1	124	120	84	84	9	9	
DIV. I NON-CONF.	8- 4	86	4- 2	136	141	112	112	9	9	
TOTALS	RPI 1-25	RPI 26-50	W-L RECORDS	RPI 51-100	RPI 101-150	RPI 150+				
12- 5	2- 2	0- 0	OVERALL	1- 1	2- 1	7- 1				
9- 1	1- 0	0- 0	HOME	1- 0	2- 0	5- 1				
2- 3	1- 2	0- 0	AWAY	0- 0	0- 1	1- 0				
1- 1	0- 0	0- 0	NEUTRAL	0- 1	0- 0	1- 0				
8- 4	1- 1	0- 0	NON-CONFERENCE	1- 1	2- 1	4- 1				
7- 1	1- 0	0- 0	HOME	1- 0	2- 0	3- 1				
0- 2	0- 1	0- 0	AWAY	0- 0	0- 1	0- 0				
1- 1	0- 0	0- 0	NEUTRAL	0- 1	0- 0	1- 0				
4- 1	1- 1	0- 0	CONFERENCE	0- 0	0- 0	3- 0				
2- 0	0- 0	0- 0	HOME	0- 0	0- 0	2- 0				
2- 1	1- 1	0- 0	AWAY	0- 0	0- 0	1- 0				
0- 0	0- 0	0- 0	NEUTRAL	0- 0	0- 0	0- 0				

RPI S	Opponent	Score	RPI S	Opponent	Score	RPI S	Opponent	Score	RPI S	Opponent	Score
11	A Saint Joseph's	74 67				51	N Georgia	60 80	129	H American	77 64
15	H California	75 72				79	H N.C. A&T	80 54	145	A Georgetown	57 78
18	A Maryland	51 87							150	H USC Upstate	83 56
19	A Dayton	69 90							222	H Towson	67 68
									253	H Loyola Maryland	56 50
									261	H Saint Louis	84 61
									264	H Jackson St.	101 73
									293	A George Mason	94 68
									293	H George Mason	72 56
									315	H Morgan St.	75 60
									325	N Jacksonville St.	100 71
LAST 12 Division I GAMES:											
293	A George Mason	94 68	79	H N.C. A&T	80 54						
19	A Dayton	69 90	315	H Morgan St.	75 60						
261	H Saint Louis	84 61	253	H Loyola Maryland	56 50						
11	A Saint Joseph's	74 67	222	H Towson	67 68						
293	H George Mason	72 56	145	A Georgetown	57 78						
129	H American	77 64	325	N Jacksonville St.	100 71						

Non-Div I Games: Bluefield St. 114 55

George Washington

■ Loss, 
 ■ Non-Conf, 
 ■ S Site, 
 ■ H Home 
 ■ A Away 
 N Neutral

Average RPI Win:	206	WON-LOST	WINNING	LAST 10	STRENGTH OF	OPP. STRENGTH	TEAM	ADJ.	CONF.	ADJ CONF.
Average RPI Loss:	67	RECORD	PCT. RANK	GAMES	SCHEDULE	OF SCHEDULE	RPI	RPI	RPI	RPI
DIV. I ONLY	11- 4	53	7- 3	243	72	85	85	15	15	
DIV. I NON-CONF.	10- 4	75	8- 3	213	64	77	77	15	15	
TOTALS	RPI 1-25	RPI 26-50	W-L RECORDS	RPI 51-100	RPI 101-150	RPI 150+				
11- 4	0- 1	0- 1	OVERALL	0- 1	1- 0	10- 1				
4- 0	0- 0	0- 0	HOME	0- 0	0- 0	4- 0				
4- 3	0- 1	0- 1	AWAY	0- 1	0- 0	4- 0				
3- 1	0- 0	0- 0	NEUTRAL	0- 0	1- 0	2- 1				
10- 4	0- 1	0- 1	NON-CONFERENCE	0- 1	1- 0	9- 1				
4- 0	0- 0	0- 0	HOME	0- 0	0- 0	4- 0				
3- 3	0- 1	0- 1	AWAY	0- 1	0- 0	3- 0				
3- 1	0- 0	0- 0	NEUTRAL	0- 0	1- 0	2- 1				
1- 0	0- 0	0- 0	CONFERENCE	0- 0	0- 0	1- 0				
0- 0	0- 0	0- 0	HOME	0- 0	0- 0	0- 0				
1- 0	0- 0	0- 0	AWAY	0- 0	0- 0	1- 0				
0- 0	0- 0	0- 0	NEUTRAL	0- 0	0- 0	0- 0				

RPI 1-25				RPI 26-50				RPI 51-100				RPI 101+			
RPI	S	Opponent	Score	RPI	S	Opponent	Score	RPI	S	Opponent	Score	RPI	S	Opponent	Score
14	A	St. John's (NY)	76 81	45	A	DePaul	75 99	56	A	Fordham	44 64	112	N	Cal Poly	83 76
												152	N	Long Beach St.	67 72
												161	H	Hofstra	60 41
												167	A	Northeastern	81 74
												170	A	Colgate	91 76
												176	N	Sacred Heart	74 63
												179	N	Tulsa	61 57
												193	H	FIU	64 52
												195	H	Boston U.	76 67
												294	H	North Dakota St.	84 56
												298	A	Dartmouth	73 63
												316	A	NJIT	75 56
LAST 12 Division I GAMES:															
316	A	NJIT	75 56	152	N	Long Beach St.	67 72								
298	A	Dartmouth	73 63	14	A	St. John's (NY)	76 81								
56	A	Fordham	44 64	167	A	Northeastern	81 74								
179	N	Tulsa	61 57	170	A	Colgate	91 76								
161	H	Hofstra	60 41	193	H	FIU	64 52								
176	N	Sacred Heart	74 63	294	H	North Dakota St.	84 56								

Non-Div I Games:

Harvard

Average RPI Win:	222	WON-LOST	WINNING	LAST 10	STRENGTH OF	OPP. STRENGTH	TEAM	ADJ.	CONF.	ADJ CONF.
Average RPI Loss:	65	RECORD	PCT. RANK	GAMES	SCHEDULE	OF SCHEDULE	RPI	RPI	RPI	RPI
DIV. I ONLY	14- 6	73	7- 3	180	111	86	86	9	9	
DIV. I NON-CONF.	11- 4	66	5- 2	205	136	87	87	9	9	
TOTALS	RPI 1-25	RPI 26-50	W-L RECORDS	RPI 51-100	RPI 101-150	RPI 150+				
14- 6	0- 3	0- 1	OVERALL	0- 1	4- 0	10- 1				
7- 1	0- 0	0- 0	HOME	0- 0	4- 0	3- 1				
5- 4	0- 3	0- 0	AWAY	0- 1	0- 0	5- 0				
2- 1	0- 0	0- 1	NEUTRAL	0- 0	0- 0	2- 0				
11- 4	0- 2	0- 1	NON-CONFERENCE	0- 0	3- 0	8- 1				
4- 1	0- 0	0- 0	HOME	0- 0	3- 0	1- 1				
5- 2	0- 2	0- 0	AWAY	0- 0	0- 0	5- 0				
2- 1	0- 0	0- 1	NEUTRAL	0- 0	0- 0	2- 0				
3- 2	0- 1	0- 0	CONFERENCE	0- 1	1- 0	2- 0				
3- 0	0- 0	0- 0	HOME	0- 0	1- 0	2- 0				
0- 2	0- 1	0- 0	AWAY	0- 1	0- 0	0- 0				
0- 0	0- 0	0- 0	NEUTRAL	0- 0	0- 0	0- 0				

RPI 1-25				RPI 26-50				RPI 51-100				RPI 101+			
RPI	S	Opponent	Score	RPI	S	Opponent	Score	RPI	S	Opponent	Score	RPI	S	Opponent	Score
3	A	UConn	39 88	41	N	Marist	51 68	88	A	Duquesne	65 73	121	H	Green Bay	68 62
19	A	Dayton	59 73									138	H	Fairfield	74 59
21	A	North Carolina St.	47 70									142	H	Richmond	55 43
												149	H	Buffalo	76 71
												170	A	Colgate	77 72
												178	H	La Salle	58 35
												195	N	Boston U.	65 64
												218	H	Toledo	62 64
												259	A	Canisius	61 47
												261	H	Saint Louis	62 60
												271	A	UNC Greensboro	58 46
												279	H	Niagara	73 57
												306	A	Binghamton	63 54
												310	A	Kent St.	61 44
												322	N	Monmouth	61 55
LAST 12 Division I GAMES:															
261	H	Saint Louis	62 60	310	A	Kent St.	61 44								
178	H	La Salle	58 35	149	H	Buffalo	76 71								
19	A	Dayton	59 73	218	H	Toledo	62 64								
142	H	Richmond	55 43	306	A	Binghamton	63 54								
88	A	Duquesne	65 73	259	A	Canisius	61 47								
271	A	UNC Greensboro	58 46	41	N	Marist	51 68								

Non-Div I Games:

St. Bonaventure

Average RPI Win:	224	WON-LOST	WINNING	LAST 10	STRENGTH OF	OPP. STRENGTH	TEAM	ADJ.	CONF.	ADJ CONF.
Average RPI Loss:	86	RECORD	PCT. RANK	GAMES	SCHEDULE	OF SCHEDULE	RPI	RPI	RPI	RPI
DIV. I ONLY	13- 6	81	7- 3	173	177	87	87	29	29	
DIV. I NON-CONF.	7- 6	142	2- 4	69	111	83	83	29	29	
TOTALS	RPI 1-25	RPI 26-50	W-L RECORDS	RPI 51-100	RPI 101-150	RPI 150+				
13- 6	0- 1	0- 2	OVERALL	1- 0	3- 2	9- 1				
5- 1	0- 0	0- 0	HOME	1- 0	0- 1	4- 0				
7- 4	0- 1	0- 2	AWAY	0- 0	2- 1	5- 0				
1- 1	0- 0	0- 0	NEUTRAL	0- 0	1- 0	0- 1				
7- 6	0- 1	0- 2	NON-CONFERENCE	1- 0	3- 2	3- 1				
3- 1	0- 0	0- 0	HOME	1- 0	0- 1	2- 0				
3- 4	0- 1	0- 2	AWAY	0- 0	2- 1	1- 0				
1- 1	0- 0	0- 0	NEUTRAL	0- 0	1- 0	0- 1				
6- 0	0- 0	0- 0	CONFERENCE	0- 0	0- 0	6- 0				
2- 0	0- 0	0- 0	HOME	0- 0	0- 0	2- 0				
4- 0	0- 0	0- 0	AWAY	0- 0	0- 0	4- 0				
0- 0	0- 0	0- 0	NEUTRAL	0- 0	0- 0	0- 0				

RPI 1-25				RPI 26-50				RPI 51-100				Team's RPI: 87	RPI 101+			
RPI	S	Opponent	Score	RPI	S	Opponent	Score	RPI	S	Opponent	Score		RPI	S	Opponent	Score
13	A	Gonzaga	54 91	26	A	Florida St.	53 76	70	H	Quinnipiac	102 97		107	H	Missouri	74 77
				30	A	Ohio St.	60 82						122	N	Winthrop	79 74
													125	A	Alabama	75 57
													134	A	Arkansas St.	75 66
													143	A	Illinois	62 77
													196	N	Northern Ky.	61 70
													223	H	Georgia St.	84 80
													229	H	Belmont	82 53
													233	A	Austin Peay	95 81
													245	A	Morehead St.	74 52
													274	H	Evansville	93 77
													284	A	Murray St.	88 87
													308	H	Southeast Mo. St.	100 71
													325	A	Jacksonville St.	88 75
													338	A	Southern Ill.	85 55
LAST 12 Division I GAMES:																
245	A	Morehead St.	74 52	26	A	Florida St.	53 76									
308	H	Southeast Mo. St.	100 71	338	A	Southern Ill.	85 55									
229	H	Belmont	82 53	143	A	Illinois	62 77									
233	A	Austin Peay	95 81	30	A	Ohio St.	60 82									
284	A	Murray St.	88 87	125	A	Alabama	75 57									
325	A	Jacksonville St.	88 75	196	N	Northern Ky.	61 70									

Non-Div I Games:

UT Martin

■ Loss, 
 ■ Non-Conf, 
 ■ S Site, 
 ■ Home 
 ■ A Away 
 N Neutral

Average RPI Win:	216	WON-LOST	WINNING	LAST 10	STRENGTH OF	OPP. STRENGTH	TEAM	ADJ.	CONF.	ADJ CONF.
Average RPI Loss:	70	RECORD	PCT. RANK	GAMES	SCHEDULE	OF SCHEDULE	RPI	RPI	RPI	RPI
DIV. I ONLY	13- 6	81	7- 3	113	164	88	88	9	9	
DIV. I NON-CONF.	8- 5	109	3- 3	132	129	99	99	9	9	
TOTALS	RPI 1-25	RPI 26-50	W-L RECORDS	RPI 51-100	RPI 101-150	RPI 150+				
13- 6	0- 2	0- 1	OVERALL	2- 1	2- 2	9- 0				
6- 3	0- 1	0- 0	HOME	1- 1	1- 1	4- 0				
6- 2	0- 0	0- 1	AWAY	1- 0	0- 1	5- 0				
1- 1	0- 1	0- 0	NEUTRAL	0- 0	1- 0	0- 0				
8- 5	0- 2	0- 1	NON-CONFERENCE	0- 0	2- 2	6- 0				
3- 2	0- 1	0- 0	HOME	0- 0	1- 1	2- 0				
4- 2	0- 0	0- 1	AWAY	0- 0	0- 1	4- 0				
1- 1	0- 1	0- 0	NEUTRAL	0- 0	1- 0	0- 0				
5- 1	0- 0	0- 0	CONFERENCE	2- 1	0- 0	3- 0				
3- 1	0- 0	0- 0	HOME	1- 1	0- 0	2- 0				
2- 0	0- 0	0- 0	AWAY	1- 0	0- 0	1- 0				
0- 0	0- 0	0- 0	NEUTRAL	0- 0	0- 0	0- 0				

RPI 1-25				RPI 26-50				RPI 51-100				RPI 101+			
RPI	S	Opponent	Score	RPI	S	Opponent	Score	RPI	S	Opponent	Score	RPI	S	Opponent	Score
6	N	Notre Dame	61 100	45	A	DePaul	77 88	56	A	Fordham	65 61	112	N	Cal Poly	84 69
24	H	West Virginia	80 88					86	H	St. Bonaventure	73 65	121	H	Green Bay	60 68
								98	H	VCU	68 71	124	A	Pittsburgh	57 67
												149	H	Buffalo	78 55
												190	H	Providence	83 78
												243	A	Miami (OH)	78 58
												245	A	Morehead St.	83 35
												249	A	Saint Francis (PA)	86 66
												261	A	Saint Louis	59 47
												290	H	Robert Morris	79 63
												291	H	Massachusetts	67 52
												310	A	Kent St.	94 63
												323	H	Rhode Island	62 47
LAST 12 Division I GAMES:															
323	H	Rhode Island	62 47	124	A	Pittsburgh	57 67								
291	H	Massachusetts	67 52	24	H	West Virginia	80 88								
261	A	Saint Louis	59 47	290	H	Robert Morris	79 63								
56	A	Fordham	65 61	249	A	Saint Francis (PA)	86 66								
98	H	VCU	68 71	190	H	Providence	83 78								
86	H	St. Bonaventure	73 65	6	N	Notre Dame	61 100								

Non-Div I Games:

Duquesne



Average RPI Win:	211	WON-LOST	WINNING	LAST 10	STRENGTH OF	OPP. STRENGTH	TEAM	ADJ.	CONF.	ADJ CONF.
Average RPI Loss:	50	RECORD	PCT. RANK	GAMES	SCHEDULE	OF SCHEDULE	RPI	RPI	RPI	RPI
DIV. I ONLY	12- 4	47	6- 4	178	102	89	89	11	11	
DIV. I NON-CONF.	10- 2	38	6- 2	251	101	82	82	13	13	
TOTALS	RPI 1-25	RPI 26-50	W-L RECORDS	RPI 51-100	RPI 101-150	RPI 150+				
12- 4	0- 1	0- 2	OVERALL	1- 0	2- 1	9- 0				
9- 1	0- 0	0- 0	HOME	1- 0	1- 1	7- 0				
2- 2	0- 1	0- 1	AWAY	0- 0	1- 0	1- 0				
1- 1	0- 0	0- 1	NEUTRAL	0- 0	0- 0	1- 0				
10- 2	0- 1	0- 1	NON-CONFERENCE	1- 0	1- 0	8- 0				
8- 0	0- 0	0- 0	HOME	1- 0	1- 0	6- 0				
1- 1	0- 1	0- 0	AWAY	0- 0	0- 0	1- 0				
1- 1	0- 0	0- 1	NEUTRAL	0- 0	0- 0	1- 0				
2- 2	0- 0	0- 1	CONFERENCE	0- 0	1- 1	1- 0				
1- 1	0- 0	0- 0	HOME	0- 0	0- 1	1- 0				
1- 1	0- 0	0- 1	AWAY	0- 0	1- 0	0- 0				
0- 0	0- 0	0- 0	NEUTRAL	0- 0	0- 0	0- 0				

RPI 1-25				RPI 26-50				RPI 51-100				Team's RPI: 89		RPI 101+			
RPI	S	Opponent	Score	RPI	S	Opponent	Score	RPI	S	Opponent	Score			RPI	S	Opponent	Score
25	A	Texas A&M	58 74	29	A	Middle Tenn.	58 69	62	H	SMU	76 71			104	H	Kansas St.	84 39
				38	N	Georgia Tech	77 102							108	H	Charlotte	86 92
														147	A	UAB	85 76
														179	H	Tulsa	97 66
														185	H	Northern Colo.	63 40
														226	H	Southeastern La.	87 65
														229	N	Belmont	88 74
														244	H	Texas Southern	87 61
														257	H	Texas St.	73 60
														297	H	Northern Ariz.	92 43
														300	A	New Mexico St.	80 61
														300	H	New Mexico St.	94 69
LAST 12 Division I GAMES:																	
				108	H	Charlotte	86 92					229	N	Belmont	88 74		
				29	A	Middle Tenn.	58 69					38	N	Georgia Tech	77 102		
				179	H	Tulsa	97 66					226	H	Southeastern La.	87 65		
				147	A	UAB	85 76					62	H	SMU	76 71		
				25	A	Texas A&M	58 74					300	A	New Mexico St.	80 61		
				244	H	Texas Southern	87 61					257	H	Texas St.	73 60		

Non-Div I Games: Tex. Permian Basin 75 58

UTEP

■ Loss, 
 ■ Non-Conf, 
 ■ S Site, 
 ■ H Home 
 ■ A Away 
 N Neutral

Average RPI Win:	181	WON-LOST	WINNING	LAST 10	STRENGTH OF	OPP. STRENGTH	TEAM	ADJ.	CONF.	ADJ CONF.
Average RPI Loss:	53	RECORD	PCT. RANK	GAMES	SCHEDULE	OF SCHEDULE	RPI	RPI	RPI	RPI
DIV. I ONLY	11- 7	101	6- 4	61	83	90	90	2	2	
DIV. I NON-CONF.	8- 5	109	4- 3	119	115	138	138	4	4	
TOTALS	RPI 1-25	RPI 26-50	W-L RECORDS	RPI 51-100	RPI 101-150	RPI 150+				
11- 7	1- 1	0- 3	OVERALL	1- 2	3- 1	6- 0				
8- 4	1- 0	0- 2	HOME	1- 1	1- 1	5- 0				
3- 3	0- 1	0- 1	AWAY	0- 1	2- 0	1- 0				
0- 0	0- 0	0- 0	NEUTRAL	0- 0	0- 0	0- 0				
8- 5	0- 1	0- 2	NON-CONFERENCE	1- 1	1- 1	6- 0				
7- 3	0- 0	0- 1	HOME	1- 1	1- 1	5- 0				
1- 2	0- 1	0- 1	AWAY	0- 0	0- 0	1- 0				
0- 0	0- 0	0- 0	NEUTRAL	0- 0	0- 0	0- 0				
3- 2	1- 0	0- 1	CONFERENCE	0- 1	2- 0	0- 0				
1- 1	1- 0	0- 1	HOME	0- 0	0- 0	0- 0				
2- 1	0- 0	0- 0	AWAY	0- 1	2- 0	0- 0				
0- 0	0- 0	0- 0	NEUTRAL	0- 0	0- 0	0- 0				

RPI 1-25				RPI 26-50				RPI 51-100 Team's RPI: 90				RPI 101+			
RPI	S	Opponent	Score	RPI	S	Opponent	Score	RPI	S	Opponent	Score	RPI	S	Opponent	Score
7	A	Arizona St.	73 75	26	H	Florida St.	63 68	61	H	Penn	66 67	107	H	Missouri	74 68
21	H	North Carolina St.	80 71	29	H	Middle Tenn.	55 61	66	A	Boston College	62 63	120	A	Virginia Tech	64 62
				39	A	Minnesota	67 74	96	H	St. Francis Brooklyn	78 57	142	H	Richmond	50 57
												144	A	Wake Forest	84 53
												208	A	Oakland	86 68
												213	H	Yale	91 67
												217	H	New Mexico	67 50
												220	H	Coppin St.	63 58
												315	H	Morgan St.	80 42
												333	H	North Florida	79 39
LAST 12 Division I GAMES:															
21	H	North Carolina St.	80 71	217	H	New Mexico	67 50	7	A	Arizona St.	73 75	220	H	Coppin St.	63 58
66	A	Boston College	62 63	315	H	Morgan St.	80 42	39	A	Minnesota	67 74	107	H	Missouri	74 68
120	A	Virginia Tech	64 62												
26	H	Florida St.	63 68												
144	A	Wake Forest	84 53												
61	H	Penn	66 67												

Non-Div I Games:

Miami (FL)

Average RPI Win:	178	WON-LOST	WINNING	LAST 10	STRENGTH OF	OPP. STRENGTH	TEAM	ADJ.	CONF.	ADJ CONF.
Average RPI Loss:	27	RECORD	PCT. RANK	GAMES	SCHEDULE	OF SCHEDULE	RPI	RPI	RPI	RPI
DIV. I ONLY	12- 4	47	7- 3	185	9	91	91	7	7	
DIV. I NON-CONF.	9- 2	44	5- 2	239	21	96	96	7	7	
TOTALS	RPI 1-25	RPI 26-50	W-L RECORDS	RPI 51-100	RPI 101-150	RPI 150+				
12- 4	1- 2	1- 1	OVERALL	0- 1	4- 0	6- 0				
5- 4	0- 2	1- 1	HOME	0- 1	1- 0	3- 0				
5- 0	1- 0	0- 0	AWAY	0- 0	2- 0	2- 0				
2- 0	0- 0	0- 0	NEUTRAL	0- 0	1- 0	1- 0				
9- 2	1- 1	1- 0	NON-CONFERENCE	0- 1	2- 0	5- 0				
5- 2	0- 1	1- 0	HOME	0- 1	1- 0	3- 0				
2- 0	1- 0	0- 0	AWAY	0- 0	0- 0	1- 0				
2- 0	0- 0	0- 0	NEUTRAL	0- 0	1- 0	1- 0				
3- 2	0- 1	0- 1	CONFERENCE	0- 0	2- 0	1- 0				
0- 2	0- 1	0- 1	HOME	0- 0	0- 0	0- 0				
3- 0	0- 0	0- 0	AWAY	0- 0	2- 0	1- 0				
0- 0	0- 0	0- 0	NEUTRAL	0- 0	0- 0	0- 0				

RPI 1-25				RPI 26-50				RPI 51-100				Team's RPI: 91	RPI 101+			
RPI	S	Opponent	Score	RPI	S	Opponent	Score	RPI	S	Opponent	Score		RPI	S	Opponent	Score
1	H	Duke	61 78	34	H	Villanova	61 63	58	H	Wisconsin	60 62		106	A	Butler	61 59
12	A	Vanderbilt	82 77	48	H	Central Mich.	84 72						144	H	Wake Forest	90 71
14	H	St. John's (NY)	47 49										145	A	Georgetown	82 80
													148	N	Utah	72 65
													166	A	Xavier	73 67
													232	A	Milwaukee	71 52
													241	H	Oral Roberts	79 71
													269	N	Tennessee Tech	84 64
													282	H	Denver	71 54
													340	H	Ark.-Pine Bluff	96 44
LAST 12 Division I GAMES:																
14	H	St. John's (NY)	47 49	241	H	Oral Roberts	79 71									
166	A	Xavier	73 67	232	A	Milwaukee	71 52									
145	A	Georgetown	82 80	58	H	Wisconsin	60 62									
34	H	Villanova	61 63	148	N	Utah	72 65									
106	A	Butler	61 59	269	N	Tennessee Tech	84 64									
282	H	Denver	71 54	1	H	Duke	61 78									

Non-Div I Games:

Marquette

## Oregon

Through Games Of Jan. 19, 2014

Average RPI Win: 170		WON-LOST	WINNING	LAST 10	STRENGTH OF	OPP. STRENGTH	TEAM	ADJ.	CONF.	ADJ CONF.
Average RPI Loss: 38		RECORD	PCT. RANK	GAMES	SCHEDULE	OF SCHEDULE	RPI	RPI	RPI	RPI
DIV. I ONLY		9- 8	144	4- 6	51	39	92	92	4	4
DIV. I NON-CONF.		9- 2	44	6- 0	75	168	46	46	2	2
TOTALS		RPI 1-25	RPI 26-50		W-L RECORDS		RPI 51-100	RPI 101-150		RPI 150+
9- 8	0- 3	1- 3		OVERALL		1- 1	1- 1		6- 0	
8- 2	0- 0	1- 1		HOME		1- 0	1- 1		5- 0	
1- 6	0- 3	0- 2		AWAY		0- 1	0- 0		1- 0	
0- 0	0- 0	0- 0		NEUTRAL		0- 0	0- 0		0- 0	
9- 2	0- 1	1- 0		NON-CONFERENCE		1- 0	1- 1		6- 0	
8- 1	0- 0	1- 0		HOME		1- 0	1- 1		5- 0	
1- 1	0- 1	0- 0		AWAY		0- 0	0- 0		1- 0	
0- 0	0- 0	0- 0		NEUTRAL		0- 0	0- 0		0- 0	
0- 6	0- 2	0- 3		CONFERENCE		0- 1	0- 0		0- 0	
0- 1	0- 0	0- 1		HOME		0- 0	0- 0		0- 0	
0- 5	0- 2	0- 2		AWAY		0- 1	0- 0		0- 0	
0- 0	0- 0	0- 0		NEUTRAL		0- 0	0- 0		0- 0	

RPI 1-25				RPI 26-50				RPI 51-100 Team's RPI: 92				RPI 101+			
RPI	S	Opponent	Score	RPI	S	Opponent	Score	RPI	S	Opponent	Score	RPI	S	Opponent	Score
2	A	Stanford	66 96	40	A	Southern California	85 109	60	A	UCLA	83 88	101	H	Sacramento St.	85 97
3	A	UConn	68 114	43	A	Oregon St.	70 84	100	H	Portland	113 86	112	H	Cal Poly	124 87
15	A	California	98 101	43	H	Oregon St.	80 88					180	H	Cal St. Northridge	96 61
				46	H	Princeton	110 90					182	H	Southern U.	130 90
LAST 12 Division I GAMES:															
40	A	Southern California	85 109	180	H	Cal St. Northridge	96 61								
60	A	UCLA	83 88	112	H	Cal Poly	124 87								
43	A	Oregon St.	70 84	182	H	Southern U.	130 90								
43	H	Oregon St.	80 88	254	H	Portland St.	113 78								
15	A	California	98 101	231	A	Seattle	105 100								
2	A	Stanford	66 96	46	H	Princeton	110 90								

Non-Div I Games:

Oregon

■ Loss, 
 ■ Non-Conf, S Site, 
 ■ Home 
 ■ Away 
 N Neutral

Average RPI Win: <b>211</b>	WON-LOST	WINNING	LAST 10	STRENGTH OF	OPP. STRENGTH	TEAM	ADJ.	CONF.	ADJ CONF.
Average RPI Loss: <b>117</b>	RECORD	PCT. RANK	GAMES	SCHEDULE	OF SCHEDULE	RPI	RPI	RPI	RPI
DIV. I ONLY	13- 4	41	8- 2	247	100	93	93	24	24
DIV. I NON-CONF.	9- 4	80	6- 2	161	122	80	80	24	24
TOTALS	RPI 1-25	RPI 26-50	W-L RECORDS	RPI 51-100	RPI 101-150	RPI 150+			
13- 4	0- 1	0- 1	OVERALL	1- 0	3- 1	9- 1			
7- 1	0- 0	0- 0	HOME	0- 0	3- 1	4- 0			
3- 3	0- 1	0- 1	AWAY	1- 0	0- 0	2- 1			
3- 0	0- 0	0- 0	NEUTRAL	0- 0	0- 0	3- 0			
9- 4	0- 1	0- 1	NON-CONFERENCE	1- 0	3- 1	5- 1			
4- 1	0- 0	0- 0	HOME	0- 0	3- 1	1- 0			
2- 3	0- 1	0- 1	AWAY	1- 0	0- 0	1- 1			
3- 0	0- 0	0- 0	NEUTRAL	0- 0	0- 0	3- 0			
4- 0	0- 0	0- 0	CONFERENCE	0- 0	0- 0	4- 0			
3- 0	0- 0	0- 0	HOME	0- 0	0- 0	3- 0			
1- 0	0- 0	0- 0	AWAY	0- 0	0- 0	1- 0			
0- 0	0- 0	0- 0	NEUTRAL	0- 0	0- 0	0- 0			

RPI 1-25				RPI 26-50				RPI 51-100				RPI 101+			
RPI	S	Opponent	Score	RPI	S	Opponent	Score	RPI	S	Opponent	Score	RPI	S	Opponent	Score
4	A	LSU	54 73	38	A	Georgia Tech	70 89	83	A	Drexel	50 47	104	H	Kansas St.	86 75
												109	H	Southern Miss.	74 58
												120	H	Virginia Tech	70 60
												129	H	American	46 58
												198	N	Utah St.	98 88
												203	H	Florida A&M	70 67
												220	H	Coppin St.	80 52
												257	A	Texas St.	72 63
												268	A	Delaware St.	79 39
												277	N	Santa Clara	70 48
												280	H	Bethune-Cookman	43 35
												295	A	UC Santa Barbara	62 66
												296	N	Brown	71 50
												326	H	Saint Peter's	64 37
LAST 12 Division I GAMES:															
220	H	Coppin St.	80 52	83	A	Drexel	50 47								
268	A	Delaware St.	79 39	280	H	Bethune-Cookman	43 35								
120	H	Virginia Tech	70 60	203	H	Florida A&M	70 67								
38	A	Georgia Tech	70 89	129	H	American	46 58								
296	N	Brown	71 50	277	N	Santa Clara	70 48								
104	H	Kansas St.	86 75	198	N	Utah St.	98 88								

Non-Div I Games:

Hampton

Average RPI Win:	241	WON-LOST	WINNING	LAST 10	STRENGTH OF	OPP. STRENGTH	TEAM	ADJ.	CONF.	ADJ CONF.
Average RPI Loss:	75	RECORD	PCT. RANK	GAMES	SCHEDULE	OF SCHEDULE	RPI	RPI	RPI	RPI
DIV. I ONLY	11- 5	75	5- 4	215	188	94	94	10	10	
DIV. I NON-CONF.	7- 3	79	3- 2	300	211	137	137	10	10	
<hr/>										
TOTALS	RPI 1-25	RPI 26-50	W-L RECORDS	RPI 51-100	RPI 101-150	RPI 150+				
11- 5	0- 0	0- 1	OVERALL	0- 3	2- 1	9- 0				
7- 0	0- 0	0- 0	HOME	0- 0	1- 0	6- 0				
4- 5	0- 0	0- 1	AWAY	0- 3	1- 1	3- 0				
0- 0	0- 0	0- 0	NEUTRAL	0- 0	0- 0	0- 0				
7- 3	0- 0	0- 1	NON-CONFERENCE	0- 2	0- 0	7- 0				
5- 0	0- 0	0- 0	HOME	0- 0	0- 0	5- 0				
2- 3	0- 0	0- 1	AWAY	0- 2	0- 0	2- 0				
0- 0	0- 0	0- 0	NEUTRAL	0- 0	0- 0	0- 0				
4- 2	0- 0	0- 0	CONFERENCE	0- 1	2- 1	2- 0				
2- 0	0- 0	0- 0	HOME	0- 0	1- 0	1- 0				
2- 2	0- 0	0- 0	AWAY	0- 1	1- 1	1- 0				
0- 0	0- 0	0- 0	NEUTRAL	0- 0	0- 0	0- 0				

RPI 1-25				RPI 26-50				RPI 51-100				Team's RPI: 94	RPI 101+			
RPI	S	Opponent	Score	RPI	S	Opponent	Score	RPI	S	Opponent	Score		RPI	S	Opponent	Score
				30	A	Ohio St.	56 59	61	A	Penn	57 67		116	A	Bucknell	55 56
								74	A	Navy	64 74		126	H	Lafayette	66 49
								96	A	St. Francis Brooklyn	53 56		136	A	Holy Cross	70 57
													177	A	Stony Brook	75 67
													200	H	Lehigh	74 63
													213	A	Yale	68 56
													253	A	Loyola Maryland	66 62
													288	H	Manhattan	66 52
													296	H	Brown	67 65
													302	H	Weber St.	57 51
													315	H	Morgan St.	73 48
													341	H	Fairleigh Dickinson	75 51
LAST 12 Division I GAMES:																
				116	A	Bucknell	55 56	30	A	Ohio St.	56 59					
				136	A	Holy Cross	70 57	61	A	Penn	57 67					
				74	A	Navy	64 74	213	A	Yale	68 56					
				200	H	Lehigh	74 63	315	H	Morgan St.	73 48					
				253	A	Loyola Maryland	66 62	177	A	Stony Brook	75 67					
				126	H	Lafayette	66 49	296	H	Brown	67 65					

Non-Div I Games: Staten Island 108 64

Army

Average RPI Win:	169	WON-LOST	WINNING	LAST 10	STRENGTH OF	OPP. STRENGTH	TEAM	ADJ.	CONF.	ADJ CONF.
Average RPI Loss:	45	RECORD	PCT. RANK	GAMES	SCHEDULE	OF SCHEDULE	RPI	RPI	RPI	RPI
DIV. I ONLY	10- 7	112	6- 4	70	53	95	95	4	4	
DIV. I NON-CONF.	7- 4	95	5- 1	70	114	76	76	2	2	
TOTALS	RPI 1-25	RPI 26-50	W-L RECORDS	RPI 51-100	RPI 101-150	RPI 150+				
10- 7	0- 2	0- 2	OVERALL	2- 3	3- 0	5- 0				
7- 3	0- 1	0- 0	HOME	2- 2	2- 0	3- 0				
1- 3	0- 1	0- 1	AWAY	0- 1	0- 0	1- 0				
2- 1	0- 0	0- 1	NEUTRAL	0- 0	1- 0	1- 0				
7- 4	0- 1	0- 2	NON-CONFERENCE	1- 1	2- 0	4- 0				
4- 1	0- 0	0- 0	HOME	1- 1	1- 0	2- 0				
1- 2	0- 1	0- 1	AWAY	0- 0	0- 0	1- 0				
2- 1	0- 0	0- 1	NEUTRAL	0- 0	1- 0	1- 0				
3- 3	0- 1	0- 0	CONFERENCE	1- 2	1- 0	1- 0				
3- 2	0- 1	0- 0	HOME	1- 1	1- 0	1- 0				
0- 1	0- 0	0- 0	AWAY	0- 1	0- 0	0- 0				
0- 0	0- 0	0- 0	NEUTRAL	0- 0	0- 0	0- 0				

RPI 1-25				RPI 26-50				RPI 51-100				Team's RPI: 95	RPI 101+			
RPI	S	Opponent	Score	RPI	S	Opponent	Score	RPI	S	Opponent	Score		RPI	S	Opponent	Score
7	H	Arizona St.	60 78	32	A	St. Mary's (CA)	81 91	52	A	Washington St.	80 82		113	H	Montana St.	83 60
25	A	Texas A&M	68 74	45	N	DePaul	66 73	52	H	Washington St.	76 85		124	N	Pittsburgh	76 69
								53	H	Colorado	81 71		148	H	Utah	53 52
								58	H	Wisconsin	80 67		204	H	UC Irvine	72 69
								100	H	Portland	77 91		227	H	Arizona	55 52
													231	H	Seattle	82 60
													252	A	Houston	66 55
													281	N	La.-Monroe	81 77
LAST 12 Division I GAMES:																
53	H	Colorado	81 71	204	H	UC Irvine	72 69									
148	H	Utah	53 52	124	N	Pittsburgh	76 69									
52	H	Washington St.	76 85	45	N	DePaul	66 73									
52	A	Washington St.	80 82	281	N	La.-Monroe	81 77									
7	H	Arizona St.	60 78	113	H	Montana St.	83 60									
227	H	Arizona	55 52	58	H	Wisconsin	80 67									

Non-Div I Games:

Washington

■ Loss, 
■ Non-Conf, 
■ S Site, 
■ H Home 
■ A Away 
N Neutral

Average RPI Win:	224	WON-LOST	WINNING	LAST 10	STRENGTH OF	OPP. STRENGTH	TEAM	ADJ.	CONF.	ADJ CONF.
Average RPI Loss:	92	RECORD	PCT. RANK	GAMES	SCHEDULE	OF SCHEDULE	RPI	RPI	RPI	RPI
DIV. I ONLY	13- 3	31	9- 1	307	106	96	96	27	27	
DIV. I NON-CONF.	9- 2	44	6- 1	276	75	72	72	27	27	
TOTALS	RPI 1-25	RPI 26-50	W-L RECORDS	RPI 51-100	RPI 101-150	RPI 150+				
13- 3	0- 1	0- 0	OVERALL	2- 1	1- 0	10- 1				
7- 0	0- 0	0- 0	HOME	1- 0	1- 0	5- 0				
5- 3	0- 1	0- 0	AWAY	1- 1	0- 0	4- 1				
1- 0	0- 0	0- 0	NEUTRAL	0- 0	0- 0	1- 0				
9- 2	0- 1	0- 0	NON-CONFERENCE	2- 1	1- 0	6- 0				
5- 0	0- 0	0- 0	HOME	1- 0	1- 0	3- 0				
3- 2	0- 1	0- 0	AWAY	1- 1	0- 0	2- 0				
1- 0	0- 0	0- 0	NEUTRAL	0- 0	0- 0	1- 0				
4- 1	0- 0	0- 0	CONFERENCE	0- 0	0- 0	4- 1				
2- 0	0- 0	0- 0	HOME	0- 0	0- 0	2- 0				
2- 1	0- 0	0- 0	AWAY	0- 0	0- 0	2- 1				
0- 0	0- 0	0- 0	NEUTRAL	0- 0	0- 0	0- 0				

RPI 1-25				RPI 26-50				RPI 51-100 Team's RPI: 96				RPI 101+			
RPI	S	Opponent	Score	RPI	S	Opponent	Score	RPI	S	Opponent	Score	RPI	S	Opponent	Score
14	A	St. John's (NY)	56 66					61	A	Penn	56 51	126	H	Lafayette	74 52
								90	A	Miami (FL)	57 78	172	A	Mt. St. Mary's	79 85
								94	H	Army	56 53	172	H	Mt. St. Mary's	52 47
												176	H	Sacred Heart	69 49
												205	N	Hartford	56 49
												215	A	Cornell	78 68
												268	A	Delaware St.	68 55
												301	H	Columbia	73 47
												312	H	UMass Lowell	77 59
												316	H	NJIT	58 53
												320	A	LIU Brooklyn	69 48
												341	A	Fairleigh Dickinson	57 55
LAST 12 Division I GAMES:															
176	H	Sacred Heart	69 49	126	H	Lafayette	74 52								
172	A	Mt. St. Mary's	79 85	215	A	Cornell	78 68								
320	A	LIU Brooklyn	69 48	301	H	Columbia	73 47								
341	A	Fairleigh Dickinson	57 55	205	N	Hartford	56 49								
172	H	Mt. St. Mary's	52 47	90	A	Miami (FL)	57 78								
268	A	Delaware St.	68 55	316	H	NJIT	58 53								

Non-Div I Games:

St. Francis Brooklyn



# North Dakota

Through Games Of Jan. 19, 2014

Average RPI Win:	217	WON-LOST	WINNING	LAST 10	STRENGTH OF	OPP. STRENGTH	TEAM	ADJ.	CONF.	ADJ CONF.
Average RPI Loss:	75	RECORD	PCT. RANK	GAMES	SCHEDULE	OF SCHEDULE	RPI	RPI	RPI	RPI

DIV. I ONLY	9- 5	95	7- 2	176	135	97	97	16	16
DIV. I NON-CONF.	3- 4	193	2- 2	163	36	149	149	19	19
TOTALS	RPI 1-25	RPI 26-50	W-L RECORDS	RPI 51-100	RPI 101-150	RPI 150+			
9- 5	0- 0	0- 3	OVERALL	0- 0	0- 1	9- 1			
5- 1	0- 0	0- 0	HOME	0- 0	0- 1	5- 0			
4- 4	0- 0	0- 3	AWAY	0- 0	0- 0	4- 1			
0- 0	0- 0	0- 0	NEUTRAL	0- 0	0- 0	0- 0			
3- 4	0- 0	0- 3	NON-CONFERENCE	0- 0	0- 0	3- 1			
2- 0	0- 0	0- 0	HOME	0- 0	0- 0	2- 0			
1- 4	0- 0	0- 3	AWAY	0- 0	0- 0	1- 1			
0- 0	0- 0	0- 0	NEUTRAL	0- 0	0- 0	0- 0			
6- 1	0- 0	0- 0	CONFERENCE	0- 0	0- 1	6- 0			
3- 1	0- 0	0- 0	HOME	0- 0	0- 1	3- 0			
3- 0	0- 0	0- 0	AWAY	0- 0	0- 0	3- 0			
0- 0	0- 0	0- 0	NEUTRAL	0- 0	0- 0	0- 0			

RPI S	Opponent	Score	RPI S	Opponent	Score	RPI S	Opponent	Score	RPI S	Opponent	Score
28	A Iowa St.	55 84	37	A Iowa	62 88	113	H Montana St.	65 76	154	H Montana	62 57
39	A Minnesota	44 46				159	A UNI	56 61	168	H South Dakota	65 61
						185	A Northern Colo.	68 65	185	H Northern Colo.	63 51
						189	H Southern Utah	71 68	232	A Milwaukee	78 66
						247	A Idaho St.	48 47	294	H North Dakota St.	88 83
						302	A Weber St.	83 72			
LAST 12 Division I GAMES:											
113	H Montana St.	65 76	37	A Iowa	62 88						
154	H Montana	62 57	185	A Northern Colo.	68 65						
302	A Weber St.	83 72	294	H North Dakota St.	88 83						
247	A Idaho St.	48 47	39	A Minnesota	44 46						
185	H Northern Colo.	63 51	232	A Milwaukee	78 66						
189	H Southern Utah	71 68	168	H South Dakota	65 61						

Non-Div I Games: Mayville St. 71 62 Jamestown 93 56

North Dakota

Loss, Non-Conf, S Site, H Home A Away N Neutral

Average RPI Win:	226	WON-LOST	WINNING	LAST 10	STRENGTH OF	OPP. STRENGTH	TEAM	ADJ.	CONF.	ADJ CONF.
Average RPI Loss:	88	RECORD	PCT. RANK	GAMES	SCHEDULE	OF SCHEDULE	RPI	RPI	RPI	RPI
DIV. I ONLY	16- 3	15	8- 2	313	97	98	98	9	9	
DIV. I NON-CONF.	12- 1	11	6- 0	341	94	111	111	9	9	
TOTALS	RPI 1-25	RPI 26-50	W-L RECORDS	RPI 51-100	RPI 101-150	RPI 150+				
16- 3	1- 0	0- 1	OVERALL	1- 1	0- 0	14- 1				
7- 1	1- 0	0- 0	HOME	0- 1	0- 0	6- 0				
9- 2	0- 0	0- 1	AWAY	1- 0	0- 0	8- 1				
0- 0	0- 0	0- 0	NEUTRAL	0- 0	0- 0	0- 0				
12- 1	0- 0	0- 1	NON-CONFERENCE	0- 0	0- 0	12- 0				
5- 0	0- 0	0- 0	HOME	0- 0	0- 0	5- 0				
7- 1	0- 0	0- 1	AWAY	0- 0	0- 0	7- 0				
0- 0	0- 0	0- 0	NEUTRAL	0- 0	0- 0	0- 0				
4- 2	1- 0	0- 0	CONFERENCE	1- 1	0- 0	2- 1				
2- 1	1- 0	0- 0	HOME	0- 1	0- 0	1- 0				
2- 1	0- 0	0- 0	AWAY	1- 0	0- 0	1- 1				
0- 0	0- 0	0- 0	NEUTRAL	0- 0	0- 0	0- 0				

RPI S	Opponent	Score	RPI S	Opponent	Score	RPI S	Opponent	Score	RPI S	Opponent	Score
11	H Saint Joseph's	73 69	30	A Ohio St.	71 83	56	H Fordham	73 76	151	H Cleveland St.	76 75
						88	A Duquesne	71 68	160	H Old Dominion	81 68
									169	H Elon	93 76
									178	A La Salle	58 63
									199	A Tex.-Pan American	67 57
									203	H Florida A&M	94 67
									207	A Youngstown St.	85 66
									271	A UNC Greensboro	95 72
									285	A Wagner	87 61
									288	H Manhattan	85 64
									291	A Massachusetts	81 51
									291	H Massachusetts	112 54
									316	A NJIT	77 72
									332	A Texas-Arlington	74 63
									347	A UMBC	75 55
LAST 12 Division I GAMES:											
291	A Massachusetts	81 51	160	H Old Dominion	81 68	316	A NJIT	77 72			
56	H Fordham	73 76	203	H Florida A&M	94 67	288	H Manhattan	85 64			
11	H Saint Joseph's	73 69	151	H Cleveland St.	76 75	347	A UMBC	75 55			
178	A La Salle	58 63									
88	A Duquesne	71 68									
291	H Massachusetts	112 54									

Non-Div I Games:

VCU

Average RPI Win: <b>188</b>	WON-LOST	WINNING	LAST 10	STRENGTH OF	OPP. STRENGTH	TEAM	ADJ.	CONF.	ADJ CONF.
Average RPI Loss: <b>53</b>	RECORD	PCT. RANK	GAMES	SCHEDULE	OF SCHEDULE	RPI	RPI	RPI	RPI
DIV. I ONLY	<b>8- 9</b>	<b>179</b>	<b>5- 5</b>	<b>41</b>	<b>33</b>	<b>99</b>	<b>99</b>	<b>6</b>	<b>6</b>
DIV. I NON-CONF.	<b>7- 4</b>	<b>95</b>	<b>5- 1</b>	<b>89</b>	<b>72</b>	<b>90</b>	<b>90</b>	<b>5</b>	<b>5</b>
TOTALS	RPI 1-25	RPI 26-50	W-L RECORDS	RPI 51-100	RPI 101-150	RPI 150+			
8- 9	0- 2	1- 3	OVERALL	0- 3	1- 0	6- 1			
4- 5	0- 0	1- 3	HOME	0- 2	0- 0	3- 0			
3- 3	0- 2	0- 0	AWAY	0- 0	0- 0	3- 1			
1- 1	0- 0	0- 0	NEUTRAL	0- 1	1- 0	0- 0			
7- 4	0- 0	1- 2	NON-CONFERENCE	0- 1	1- 0	5- 1			
4- 2	0- 0	1- 2	HOME	0- 0	0- 0	3- 0			
2- 1	0- 0	0- 0	AWAY	0- 0	0- 0	2- 1			
1- 1	0- 0	0- 0	NEUTRAL	0- 1	1- 0	0- 0			
1- 5	0- 2	0- 1	CONFERENCE	0- 2	0- 0	1- 0			
0- 3	0- 0	0- 1	HOME	0- 2	0- 0	0- 0			
1- 2	0- 2	0- 0	AWAY	0- 0	0- 0	1- 0			
0- 0	0- 0	0- 0	NEUTRAL	0- 0	0- 0	0- 0			

RPI 1-25				RPI 26-50				RPI 51-100				Team's RPI: 99	RPI 101+			
RPI	S	Opponent	Score	RPI	S	Opponent	Score	RPI	S	Opponent	Score		RPI	S	Opponent	Score
3	A	UConn	34 <b>67</b>	26	H	Florida St.	58 <b>63</b>	55	H	Rutgers	58 <b>78</b>		108	N	Charlotte	71 64
5	A	Louisville	45 <b>64</b>	28	H	Iowa St.	42 <b>78</b>	56	N	Fordham	40 <b>56</b>		166	A	Xavier	47 26
				30	H	Ohio St.	64 49	62	H	SMU	43 <b>54</b>		186	H	Akron	86 70
				42	H	Temple	47 <b>58</b>						196	A	Northern Ky.	61 <b>77</b>
													207	A	Youngstown St.	83 62
													245	H	Morehead St.	75 44
													252	A	Houston	59 50
													310	H	Kent St.	65 46
LAST 12 Division I GAMES:																
42	H	Temple	47 <b>58</b>	166	A	Xavier	47 26									
252	A	Houston	59 50	186	H	Akron	86 70									
55	H	Rutgers	58 <b>78</b>	30	H	Ohio St.	64 49									
5	A	Louisville	45 <b>64</b>	207	A	Youngstown St.	83 62									
62	H	SMU	43 <b>54</b>	245	H	Morehead St.	75 44									
3	A	UConn	34 <b>67</b>	56	N	Fordham	40 <b>56</b>									

Non-Div I Games:

Cincinnati

Average RPI Win:	183	WON-LOST	WINNING	LAST 10	STRENGTH OF	OPP. STRENGTH	TEAM	ADJ.	CONF.	ADJ CONF.
Average RPI Loss:	99	RECORD	PCT. RANK	GAMES	SCHEDULE	OF SCHEDULE	RPI	RPI	RPI	RPI
DIV. I ONLY	10- 8	130	5- 5	82	113	100	100	8	8	
DIV. I NON-CONF.	7- 4	95	3- 2	189	144	120	120	8	8	
TOTALS	RPI 1-25	RPI 26-50	W-L RECORDS	RPI 51-100	RPI 101-150	RPI 150+				
10- 8	1- 1	0- 2	OVERALL	1- 2	2- 1	6- 2				
6- 3	1- 1	0- 1	HOME	0- 1	1- 0	4- 0				
4- 5	0- 0	0- 1	AWAY	1- 1	1- 1	2- 2				
0- 0	0- 0	0- 0	NEUTRAL	0- 0	0- 0	0- 0				
7- 4	0- 0	0- 1	NON-CONFERENCE	1- 1	1- 1	5- 1				
5- 1	0- 0	0- 1	HOME	0- 0	1- 0	4- 0				
2- 3	0- 0	0- 0	AWAY	1- 1	0- 1	1- 1				
0- 0	0- 0	0- 0	NEUTRAL	0- 0	0- 0	0- 0				
3- 4	1- 1	0- 1	CONFERENCE	0- 1	1- 0	1- 1				
1- 2	1- 1	0- 0	HOME	0- 1	0- 0	0- 0				
2- 2	0- 0	0- 1	AWAY	0- 0	1- 0	1- 1				
0- 0	0- 0	0- 0	NEUTRAL	0- 0	0- 0	0- 0				

RPI 1-25				RPI 26-50				RPI 51-100				RPI 101+			
RPI	S	Opponent	Score	RPI	S	Opponent	Score	RPI	S	Opponent	Score	RPI	S	Opponent	Score
13	H	Gonzaga	24 56	32	A	St. Mary's (CA)	65 80	54	H	BYU	68 75	112	H	Cal Poly	83 76
20	H	San Diego	72 51	43	H	Oregon St.	73 79	92	A	Oregon	86 113	123	A	Pacific	73 65
								95	A	Washington	91 77	130	A	Fresno St.	67 76
												154	A	Montana	61 68
												206	H	Eastern Wash.	68 65
												210	A	San Francisco	82 72
												231	H	Seattle	70 63
												254	A	Portland St.	76 49
												273	H	Boise St.	85 71
												277	A	Santa Clara	62 69
												301	H	Columbia	58 42
LAST 12 Division I GAMES:															
210	A	San Francisco	82 72	123	A	Pacific	73 65								
277	A	Santa Clara	62 69	254	A	Portland St.	76 49								
54	H	BYU	68 75	112	H	Cal Poly	83 76								
20	H	San Diego	72 51	130	A	Fresno St.	67 76								
13	H	Gonzaga	24 56	273	H	Boise St.	85 71								
32	A	St. Mary's (CA)	65 80	43	H	Oregon St.	73 79								

Non-Div I Games:

Portland

■ Loss, 
 ■ Non-Conf, S Site, 
 ■ Home 
 ■ Away 
 N Neutral

Average RPI Win: 179		WON-LOST	WINNING	LAST 10	STRENGTH OF	OPP. STRENGTH	TEAM	ADJ.	CONF.	ADJ CONF.
Average RPI Loss: 173		RECORD	PCT. RANK	GAMES	SCHEDULE	OF SCHEDULE	RPI	RPI	RPI	RPI
DIV. I ONLY		11- 4	53	7- 3	216	181	101	101	16	16
DIV. I NON-CONF.		8- 1	28	6- 0	204	121	41	41	19	19
TOTALS		RPI 1-25	RPI 26-50	W-L RECORDS	RPI 51-100	RPI 101-150	RPI 150+			
11- 4	0- 0		1- 1	OVERALL	1- 0	2- 0	7- 3			
8- 1	0- 0		1- 0	HOME	0- 0	1- 0	6- 1			
3- 3	0- 0		0- 1	AWAY	1- 0	1- 0	1- 2			
0- 0	0- 0		0- 0	NEUTRAL	0- 0	0- 0	0- 0			
8- 1	0- 0		1- 1	NON-CONFERENCE	1- 0	1- 0	5- 0			
5- 0	0- 0		1- 0	HOME	0- 0	0- 0	4- 0			
3- 1	0- 0		0- 1	AWAY	1- 0	1- 0	1- 0			
0- 0	0- 0		0- 0	NEUTRAL	0- 0	0- 0	0- 0			
3- 3	0- 0		0- 0	CONFERENCE	0- 0	1- 0	2- 3			
3- 1	0- 0		0- 0	HOME	0- 0	1- 0	2- 1			
0- 2	0- 0		0- 0	AWAY	0- 0	0- 0	0- 2			
0- 0	0- 0		0- 0	NEUTRAL	0- 0	0- 0	0- 0			

RPI 1-25				RPI 26-50				RPI 51-100				RPI 101+				Team's RPI: 101	
RPI	S	Opponent	Score	RPI	S	Opponent	Score	RPI	S	Opponent	Score	RPI	S	Opponent	Score		
				32	H	St. Mary's (CA)	94 92	92	A	Oregon	97 85	113	H	Montana St.	107 95		
				43	A	Oregon St.	80 102					146	A	UC Davis	84 78		
												154	H	Montana	91 81		
												180	H	Cal St. Northridge	92 73		
												187	H	San Diego St.	93 89		
												189	H	Southern Utah	79 97		
												204	H	UC Irvine	99 94		
												206	A	Eastern Wash.	65 78		
												221	H	San Jose St.	103 99		
												254	A	Portland St.	80 83		
												297	H	Northern Ariz.	104 79		
												346	A	Utah Valley	87 84		
LAST 12 Division I GAMES:																	
				206	A	Eastern Wash.	65 78	146	A	UC Davis	84 78						
				254	A	Portland St.	80 83	204	H	UC Irvine	99 94						
				189	H	Southern Utah	79 97	221	H	San Jose St.	103 99						
				297	H	Northern Ariz.	104 79	32	H	St. Mary's (CA)	94 92						
				154	H	Montana	91 81	346	A	Utah Valley	87 84						
				113	H	Montana St.	107 95	92	A	Oregon	97 85						

Non-Div I Games:

Sacramento St.

Loss, Non-Conf, S Site, H Home A Away N Neutral

Kansas

Through Games Of Jan. 19, 2014

Average RPI Win:	170	WON-LOST	WINNING	LAST 10	STRENGTH OF	OPP. STRENGTH	TEAM	ADJ.	CONF.	ADJ CONF.
Average RPI Loss:	49	RECORD	PCT. RANK	GAMES	SCHEDULE	OF SCHEDULE	RPI	RPI	RPI	RPI
DIV. I ONLY	9- 9	156	5- 5	33	12	102	102	5	5	
DIV. I NON-CONF.	7- 5	121	3- 3	97	13	130	130	6	6	
TOTALS	RPI 1-25	RPI 26-50	W-L RECORDS	RPI 51-100	RPI 101-150	RPI 150+				
9- 9	0- 3	2- 3	OVERALL	1- 2	0- 0	6- 1				
8- 3	0- 2	1- 0	HOME	1- 1	0- 0	6- 0				
0- 4	0- 0	0- 3	AWAY	0- 1	0- 0	0- 0				
1- 2	0- 1	1- 0	NEUTRAL	0- 0	0- 0	0- 1				
7- 5	0- 2	1- 1	NON-CONFERENCE	1- 1	0- 0	5- 1				
6- 2	0- 1	0- 0	HOME	1- 1	0- 0	5- 0				
0- 1	0- 0	0- 1	AWAY	0- 0	0- 0	0- 0				
1- 2	0- 1	1- 0	NEUTRAL	0- 0	0- 0	0- 1				
2- 4	0- 1	1- 2	CONFERENCE	0- 1	0- 0	1- 0				
2- 1	0- 1	1- 0	HOME	0- 0	0- 0	1- 0				
0- 3	0- 0	0- 2	AWAY	0- 1	0- 0	0- 0				
0- 0	0- 0	0- 0	NEUTRAL	0- 0	0- 0	0- 0				

RPI S	Opponent	Score	RPI S	Opponent	Score	RPI S	Opponent	Score	RPI S	Opponent	Score	Team's RPI: 102
1 N	Duke	40 73	27 A	Texas	58 70	57 H	Arkansas	53 64	166 N	Xavier	59 64	
9 H	Purdue	68 71	33 A	Baylor	55 75	73 H	Creighton	74 66	179 H	Tulsa	82 78	
24 H	West Virginia	55 65	33 H	Baylor	76 60	82 A	TCU	50 52	201 H	Texas Tech	67 46	
			39 A	Minnesota	59 70				213 H	Yale	79 63	
			48 N	Central Mich.	68 63				241 H	Oral Roberts	84 62	
									244 H	Texas Southern	105 78	
									299 H	SIU Edwardsville	72 56	
LAST 12 Division I GAMES:												
33 H	Baylor	76 60	213 H	Yale	79 63							
27 A	Texas	58 70	179 H	Tulsa	82 78							
201 H	Texas Tech	67 46	9 H	Purdue	68 71							
82 A	TCU	50 52	244 H	Texas Southern	105 78							
33 A	Baylor	55 75	57 H	Arkansas	53 64							
24 H	West Virginia	55 65	1 N	Duke	40 73							

Non-Div I Games:

Kansas

Loss, Non-Conf, S Site, H Home A Away N Neutral

Average RPI Win:	231	WON-LOST	WINNING	LAST 10	STRENGTH OF	OPP. STRENGTH	TEAM	ADJ.	CONF.	ADJ CONF.
Average RPI Loss:	77	RECORD	PCT. RANK	GAMES	SCHEDULE	OF SCHEDULE	RPI	RPI	RPI	RPI
DIV. I ONLY	14- 3	25	7- 3	311	101	103	103	31	31	
DIV. I NON-CONF.	10- 3	58	5- 3	285	47	98	98	31	31	
TOTALS	RPI 1-25	RPI 26-50	W-L RECORDS	RPI 51-100	RPI 101-150	RPI 150+				
14- 3	0- 1	1- 0	OVERALL	0- 1	0- 0	13- 1				
6- 1	0- 0	1- 0	HOME	0- 1	0- 0	5- 0				
8- 2	0- 1	0- 0	AWAY	0- 0	0- 0	8- 1				
0- 0	0- 0	0- 0	NEUTRAL	0- 0	0- 0	0- 0				
10- 3	0- 1	1- 0	NON-CONFERENCE	0- 1	0- 0	9- 1				
5- 1	0- 0	1- 0	HOME	0- 1	0- 0	4- 0				
5- 2	0- 1	0- 0	AWAY	0- 0	0- 0	5- 1				
0- 0	0- 0	0- 0	NEUTRAL	0- 0	0- 0	0- 0				
4- 0	0- 0	0- 0	CONFERENCE	0- 0	0- 0	4- 0				
1- 0	0- 0	0- 0	HOME	0- 0	0- 0	1- 0				
3- 0	0- 0	0- 0	AWAY	0- 0	0- 0	3- 0				
0- 0	0- 0	0- 0	NEUTRAL	0- 0	0- 0	0- 0				

RPI	S	Opponent	Score	RPI	S	Opponent	Score	RPI	S	Opponent	Score	RPI	S	Opponent	Score	Team's RPI: 103
1	A	Duke	51 80	41	H	Marist	69 59	70	H	Quinnipiac	53 74	161	A	Hofstra	56 60	
												167	A	Northeastern	75 66	
												170	H	Colgate	64 50	
												190	A	Providence	70 60	
												205	A	Hartford	69 52	
												212	H	Western Mich.	77 61	
												228	H	Cal St. Fullerton	71 49	
												236	A	Siena	69 42	
												251	H	Maine	84 56	
												268	H	Delaware St.	87 71	
												298	A	Dartmouth	81 59	
												312	A	UMass Lowell	87 50	
												316	A	NJIT	75 64	
												335	A	Vermont	94 49	
LAST 12 Division I GAMES:																
251	H	Maine	84 56	170	H	Colgate	64 50									
312	A	UMass Lowell	87 50	1	A	Duke	51 80									
205	A	Hartford	69 52	70	H	Quinnipiac	53 74									
335	A	Vermont	94 49	316	A	NJIT	75 64									
167	A	Northeastern	75 66	298	A	Dartmouth	81 59									
161	A	Hofstra	56 60	190	A	Providence	70 60									

Non-Div I Games:

Albany (NY)

■ Loss, 
■ Non-Conf, S Site, 
■ Home 
■ Away 
N Neutral

Average RPI Win:	188	WON-LOST	WINNING	LAST 10	STRENGTH OF	OPP. STRENGTH	TEAM	ADJ.	CONF.	ADJ CONF.
Average RPI Loss:	53	RECORD	PCT. RANK	GAMES	SCHEDULE	OF SCHEDULE	RPI	RPI	RPI	RPI
DIV. I ONLY	8- 9	179	4- 6	29	75	104	104	5	5	
DIV. I NON-CONF.	6- 5	137	4- 2	93	176	142	142	6	6	
TOTALS	RPI 1-25	RPI 26-50	W-L RECORDS	RPI 51-100	RPI 101-150	RPI 150+				
8- 9	0- 2	1- 2	OVERALL	1- 5	1- 0	5- 0				
5- 3	0- 1	1- 1	HOME	0- 1	1- 0	3- 0				
1- 4	0- 0	0- 1	AWAY	0- 3	0- 0	1- 0				
2- 2	0- 1	0- 0	NEUTRAL	1- 1	0- 0	1- 0				
6- 5	0- 1	0- 0	NON-CONFERENCE	1- 4	1- 0	4- 0				
4- 1	0- 0	0- 0	HOME	0- 1	1- 0	3- 0				
0- 2	0- 0	0- 0	AWAY	0- 2	0- 0	0- 0				
2- 2	0- 1	0- 0	NEUTRAL	1- 1	0- 0	1- 0				
2- 4	0- 1	1- 2	CONFERENCE	0- 1	0- 0	1- 0				
1- 2	0- 1	1- 1	HOME	0- 0	0- 0	0- 0				
1- 2	0- 0	0- 1	AWAY	0- 1	0- 0	1- 0				
0- 0	0- 0	0- 0	NEUTRAL	0- 0	0- 0	0- 0				

RPI 1-25				RPI 26-50				RPI 51-100				RPI 101+ Team's RPI: 104			
RPI	S	Opponent	Score	RPI	S	Opponent	Score	RPI	S	Opponent	Score	RPI	S	Opponent	Score
21	N	North Carolina St.	60 77	27	A	Texas	53 67	59	A	Oklahoma	50 61	108	H	Charlotte	73 65
23	H	Oklahoma St.	51 58	28	H	Iowa St.	80 74	62	N	SMU	57 68	201	A	Texas Tech	72 65
				33	H	Baylor	63 92	67	H	Wichita St.	46 69	237	H	Grambling	83 50
								68	N	Virginia	49 46	263	N	UC Riverside	74 42
								89	A	UTEP	39 84	295	H	UC Santa Barbara	73 64
								93	A	Hampton	75 86	307	H	Tennessee St.	85 53
LAST 12 Division I GAMES:															
				28	H	Iowa St.	80 74	263	N	UC Riverside	74 42				
				201	A	Texas Tech	72 65	21	N	North Carolina St.	60 77				
				59	A	Oklahoma	50 61	93	A	Hampton	75 86				
				23	H	Oklahoma St.	51 58	295	H	UC Santa Barbara	73 64				
				27	A	Texas	53 67	237	H	Grambling	83 50				
				33	H	Baylor	63 92	68	N	Virginia	49 46				

Non-Div I Games:

Kansas St.



Average RPI Win:	202	WON-LOST	WINNING	LAST 10	STRENGTH OF	OPP. STRENGTH	TEAM	ADJ.	CONF.	ADJ CONF.
Average RPI Loss:	67	RECORD	PCT. RANK	GAMES	SCHEDULE	OF SCHEDULE	RPI	RPI	RPI	RPI
DIV. I ONLY	11- 5	75	7- 2	168	88	105	105	11	11	
DIV. I NON-CONF.	8- 4	86	4- 3	242	33	152	152	13	13	
TOTALS	RPI 1-25	RPI 26-50	W-L RECORDS	RPI 51-100	RPI 101-150	RPI 150+				
11- 5	0- 2	0- 0	OVERALL	1- 2	2- 0	8- 1				
6- 3	0- 1	0- 0	HOME	0- 1	2- 0	4- 1				
3- 2	0- 1	0- 0	AWAY	0- 1	0- 0	3- 0				
2- 0	0- 0	0- 0	NEUTRAL	1- 0	0- 0	1- 0				
8- 4	0- 2	0- 0	NON-CONFERENCE	1- 1	1- 0	6- 1				
5- 2	0- 1	0- 0	HOME	0- 0	1- 0	4- 1				
1- 2	0- 1	0- 0	AWAY	0- 1	0- 0	1- 0				
2- 0	0- 0	0- 0	NEUTRAL	1- 0	0- 0	1- 0				
3- 1	0- 0	0- 0	CONFERENCE	0- 1	1- 0	2- 0				
1- 1	0- 0	0- 0	HOME	0- 1	1- 0	0- 0				
2- 0	0- 0	0- 0	AWAY	0- 0	0- 0	2- 0				
0- 0	0- 0	0- 0	NEUTRAL	0- 0	0- 0	0- 0				

RPI 1-25				RPI 26-50				RPI 51-100				RPI 101+ Team's RPI: 105			
RPI	S	Opponent	Score	RPI	S	Opponent	Score	RPI	S	Opponent	Score	RPI	S	Opponent	Score
4	H	LSU	35 63					65	A	Auburn	52 62	109	H	Southern Miss.	73 71
21	A	North Carolina St.	55 69					68	N	Virginia	79 72	119	H	Indiana St.	51 45
								81	H	East Carolina	65 69	160	A	Old Dominion	92 62
												163	H	Ole Miss	66 89
												167	H	Northeastern	85 49
												202	H	McNeese St.	74 49
												226	H	Southeastern La.	80 52
												249	N	Saint Francis (PA)	89 67
												283	A	UNC Wilmington	55 50
												304	A	Marshall	77 61
												339	H	New Orleans	81 46
LAST 12 Division I GAMES:															
109	H	Southern Miss.	73 71	167	H	Northeastern	85 49								
81	H	East Carolina	65 69	249	N	Saint Francis (PA)	89 67								
160	A	Old Dominion	92 62	68	N	Virginia	79 72								
304	A	Marshall	77 61	65	A	Auburn	52 62								
4	H	LSU	35 63	163	H	Ole Miss	66 89								
119	H	Indiana St.	51 45	21	A	North Carolina St.	55 69								

Non-Div I Games: Loyola (LA) 82 66

Tulane

Butler				Through Games Of Jan. 19, 2014						
Average RPI Win:	177	WON-LOST	WINNING	LAST 10	STRENGTH OF	OPP. STRENGTH	TEAM	ADJ.	CONF.	ADJ CONF.
Average RPI Loss:	79	RECORD	PCT. RANK	GAMES	SCHEDULE	OF SCHEDULE	RPI	RPI	RPI	RPI
DIV. I ONLY	8- 10	196	5- 5	30	130	106	106	7	7	
DIV. I NON-CONF.	5- 6	173	3- 2	29	252	118	118	7	7	
TOTALS	RPI 1-25	RPI 26-50	W-L RECORDS	RPI 51-100	RPI 101-150	RPI 150+				
8- 10	0- 1	0- 4	OVERALL	1- 1	2- 3	5- 1				
3- 5	0- 0	0- 3	HOME	1- 1	0- 1	2- 0				
3- 5	0- 1	0- 1	AWAY	0- 0	1- 2	2- 1				
2- 0	0- 0	0- 0	NEUTRAL	0- 0	1- 0	1- 0				
5- 6	0- 0	0- 3	NON-CONFERENCE	0- 0	1- 2	4- 1				
2- 3	0- 0	0- 2	HOME	0- 0	0- 1	2- 0				
1- 3	0- 0	0- 1	AWAY	0- 0	0- 1	1- 1				
2- 0	0- 0	0- 0	NEUTRAL	0- 0	1- 0	1- 0				
3- 4	0- 1	0- 1	CONFERENCE	1- 1	1- 1	1- 0				
1- 2	0- 0	0- 1	HOME	1- 1	0- 0	0- 0				
2- 2	0- 1	0- 0	AWAY	0- 0	1- 1	1- 0				
0- 0	0- 0	0- 0	NEUTRAL	0- 0	0- 0	0- 0				

Butler

RPI	S	Opponent	Score
14	A	St. John's (NY)	55 58

RPI	S	Opponent	Score
32	H	St. Mary's (CA)	86 90
34	H	Villanova	48 70
35	A	Indiana	69 84
47	H	Bowling Green	57 61

RPI	S	Opponent	Score
73	H	Creighton	58 52
91	H	Marquette	59 61

RPI	S	Opponent	Score
111	H	Ill.-Chicago	57 62
119	A	Indiana St.	56 62
127	A	Seton Hall	75 69
145	A	Georgetown	79 85
148	N	Utah	66 54
151	H	Cleveland St.	85 69
157	A	Eastern Mich.	76 81
190	A	Providence	68 65
196	H	Northern Ky.	53 47
206	N	Eastern Wash.	74 51
321	A	Valparaiso	65 50

Butler

LAST 12 Division I GAMES:

73	H	Creighton	58 52	91	H	Marquette	59 61
14	A	St. John's (NY)	55 58	119	A	Indiana St.	56 62
145	A	Georgetown	79 85	196	H	Northern Ky.	53 47
34	H	Villanova	48 70	321	A	Valparaiso	65 50
127	A	Seton Hall	75 69	111	H	Ill.-Chicago	57 62
190	A	Providence	68 65	206	N	Eastern Wash.	74 51

Non-Div I Games:

Butler

Loss, Non-Conf, S Site, H Home A Away N Neutral

Average RPI Win:	229	WON-LOST	WINNING	LAST 10	STRENGTH OF	OPP. STRENGTH	TEAM	ADJ.	CONF.	ADJ CONF.
Average RPI Loss:	61	RECORD	PCT. RANK	GAMES	SCHEDULE	OF SCHEDULE	RPI	RPI	RPI	RPI
DIV. I ONLY	13- 5	58	6- 4	212	99	107	107	1	1	
DIV. I NON-CONF.	11- 2	32	5- 2	333	195	126	126	1	1	
TOTALS	RPI 1-25	RPI 26-50	W-L RECORDS	RPI 51-100	RPI 101-150	RPI 150+				
13- 5	0- 2	0- 0	OVERALL	2- 2	0- 1	11- 0				
9- 2	0- 1	0- 0	HOME	1- 1	0- 0	8- 0				
3- 3	0- 1	0- 0	AWAY	1- 1	0- 1	2- 0				
1- 0	0- 0	0- 0	NEUTRAL	0- 0	0- 0	1- 0				
11- 2	0- 0	0- 0	NON-CONFERENCE	1- 1	0- 1	10- 0				
8- 0	0- 0	0- 0	HOME	0- 0	0- 0	8- 0				
2- 2	0- 0	0- 0	AWAY	1- 1	0- 1	1- 0				
1- 0	0- 0	0- 0	NEUTRAL	0- 0	0- 0	1- 0				
2- 3	0- 2	0- 0	CONFERENCE	1- 1	0- 0	1- 0				
1- 2	0- 1	0- 0	HOME	1- 1	0- 0	0- 0				
1- 1	0- 1	0- 0	AWAY	0- 0	0- 0	1- 0				
0- 0	0- 0	0- 0	NEUTRAL	0- 0	0- 0	0- 0				

RPI	S	Opponent	Score	RPI	S	Opponent	Score	RPI	S	Opponent	Score	RPI	S	Opponent	Score	Team's RPI: 107
4	H	LSU	68 87					51	H	Georgia	66 56	135	A	Missouri St.	53 67	
17	A	Kentucky	69 80					57	H	Arkansas	66 69	163	A	Ole Miss	85 76	
								87	A	UT Martin	77 74	205	N	Hartford	68 45	
								90	A	Miami (FL)	68 74	229	H	Belmont	82 70	
												241	H	Oral Roberts	86 64	
												250	H	Bradley	126 55	
												261	A	Saint Louis	74 59	
												274	H	Evansville	78 43	
												275	H	Western Ill.	75 60	
												299	H	SIU Edwardsville	59 48	
												308	H	Southeast Mo. St.	62 57	
												330	H	UMKC	78 69	
LAST 12 Division I GAMES:																
4	H	LSU	68 87	135	A	Missouri St.	53 67	229	H	Belmont	82 70	250	H	Bradley	126 55	
17	A	Kentucky	69 80	241	H	Oral Roberts	86 64	90	A	Miami (FL)	68 74	205	N	Hartford	68 45	
51	H	Georgia	66 56													
57	H	Arkansas	66 69													
163	A	Ole Miss	85 76													
275	H	Western Ill.	75 60													

Non-Div I Games:

Missouri

■ Loss, 
 ■ Non-Conf, S Site, 
 ■ Home 
 ■ Away 
 N Neutral

Average RPI Win:	176	WON-LOST	WINNING	LAST 10	STRENGTH OF	OPP. STRENGTH	TEAM	ADJ.	CONF.	ADJ CONF.
Average RPI Loss:	90	RECORD	PCT. RANK	GAMES	SCHEDULE	OF SCHEDULE	RPI	RPI	RPI	RPI
DIV. I ONLY	9- 8	144	6- 4	84	86	108	108	11	11	
DIV. I NON-CONF.	6- 7	165	4- 4	102	42	141	141	13	13	
TOTALS	RPI 1-25	RPI 26-50	W-L RECORDS	RPI 51-100	RPI 101-150	RPI 150+				
9- 8	0- 1	0- 1	OVERALL	1- 3	2- 1	6- 2				
6- 2	0- 1	0- 0	HOME	0- 0	2- 0	4- 1				
3- 5	0- 0	0- 1	AWAY	1- 2	0- 1	2- 1				
0- 1	0- 0	0- 0	NEUTRAL	0- 1	0- 0	0- 0				
6- 7	0- 1	0- 1	NON-CONFERENCE	0- 3	2- 1	4- 1				
4- 2	0- 1	0- 0	HOME	0- 0	2- 0	2- 1				
2- 4	0- 0	0- 1	AWAY	0- 2	0- 1	2- 0				
0- 1	0- 0	0- 0	NEUTRAL	0- 1	0- 0	0- 0				
3- 1	0- 0	0- 0	CONFERENCE	1- 0	0- 0	2- 1				
2- 0	0- 0	0- 0	HOME	0- 0	0- 0	2- 0				
1- 1	0- 0	0- 0	AWAY	1- 0	0- 0	0- 1				
0- 0	0- 0	0- 0	NEUTRAL	0- 0	0- 0	0- 0				

RPI 1-25				RPI 26-50				RPI 51-100				RPI 101+ Team's RPI: 108			
RPI	S	Opponent	Score	RPI	S	Opponent	Score	RPI	S	Opponent	Score	RPI	S	Opponent	Score
10	H	South Carolina	61 76	39	A	Minnesota	55 90	71	A	Stetson	81 83	104	A	Kansas St.	65 73
								76	A	FGCU	73 78	122	H	Winthrop	63 60
								89	A	UTEP	92 86	139	H	UCF	62 52
								99	N	Cincinnati	64 71	153	H	Liberty	66 56
												155	A	UTSA	60 61
												156	A	Davidson	76 60
												160	H	Old Dominion	80 59
												162	H	Furman	75 76
												234	A	UNLV	80 75
												248	H	North Texas	61 59
												283	H	UNC Wilmington	78 57
LAST 12 Division I GAMES:															
				89	A	UTEP	92 86	156	A	Davidson	76 60				
				155	A	UTSA	60 61	71	A	Stetson	81 83				
				248	H	North Texas	61 59	10	H	South Carolina	61 76				
				160	H	Old Dominion	80 59	234	A	UNLV	80 75				
				283	H	UNC Wilmington	78 57	99	N	Cincinnati	64 71				
				162	H	Furman	75 76	122	H	Winthrop	63 60				

Non-Div I Games:

Charlotte

■ Loss, 
■ Non-Conf, S Site, 
■ Home 
■ Away 
N Neutral

Average RPI Win:	222	WON-LOST	WINNING	LAST 10	STRENGTH OF	OPP. STRENGTH	TEAM	ADJ.	CONF.	ADJ CONF.
Average RPI Loss:	107	RECORD	PCT. RANK	GAMES	SCHEDULE	OF SCHEDULE	RPI	RPI	RPI	RPI
DIV. I ONLY	11- 4	53	6- 3	204	232	109	109	11	11	
DIV. I NON-CONF.	9- 2	44	6- 1	233	284	85	85	13	13	
TOTALS	RPI 1-25	RPI 26-50	W-L RECORDS	RPI 51-100	RPI 101-150	RPI 150+				
11- 4	0- 0	0- 0	OVERALL	1- 2	0- 1	10- 1				
9- 1	0- 0	0- 0	HOME	1- 0	0- 0	8- 1				
2- 3	0- 0	0- 0	AWAY	0- 2	0- 1	2- 0				
0- 0	0- 0	0- 0	NEUTRAL	0- 0	0- 0	0- 0				
9- 2	0- 0	0- 0	NON-CONFERENCE	1- 2	0- 0	8- 0				
8- 0	0- 0	0- 0	HOME	1- 0	0- 0	7- 0				
1- 2	0- 0	0- 0	AWAY	0- 2	0- 0	1- 0				
0- 0	0- 0	0- 0	NEUTRAL	0- 0	0- 0	0- 0				
2- 2	0- 0	0- 0	CONFERENCE	0- 0	0- 1	2- 1				
1- 1	0- 0	0- 0	HOME	0- 0	0- 0	1- 1				
1- 1	0- 0	0- 0	AWAY	0- 0	0- 1	1- 0				
0- 0	0- 0	0- 0	NEUTRAL	0- 0	0- 0	0- 0				

RPI 1-25				RPI 26-50				RPI 51-100				RPI 101+				Team's RPI: 109	
RPI	S	Opponent	Score	RPI	S	Opponent	Score	RPI	S	Opponent	Score	RPI	S	Opponent	Score		
								69	A	Mississippi St.	61	71	105	A	Tulane	71	73
								76	H	FGCU	76	74	155	H	UTSA	70	57
								93	A	Hampton	58	74	160	H	Old Dominion	82	92
													188	H	UALR	72	60
													191	H	Mississippi Val.	76	61
													203	H	Florida A&M	96	69
													214	A	Louisiana Tech	67	56
													237	H	Grambling	76	51
													255	H	Nicholls St.	84	66
													276	A	Central Ark.	71	60
													303	H	South Ala.	93	68
													339	H	New Orleans	83	61
LAST 12 Division I GAMES:																	
105	A	Tulane	71	73	237	H	Grambling	76	51								
160	H	Old Dominion	82	92	276	A	Central Ark.	71	60								
155	H	UTSA	70	57	69	A	Mississippi St.	61	71								
214	A	Louisiana Tech	67	56	203	H	Florida A&M	96	69								
255	H	Nicholls St.	84	66	191	H	Mississippi Val.	76	61								
339	H	New Orleans	83	61	76	H	FGCU	76	74								

Non-Div I Games: West Ala. 101 44 William Carey 90 49

Southern Miss.

Average RPI Win:	230	WON-LOST	WINNING	LAST 10	STRENGTH OF	OPP. STRENGTH	TEAM	ADJ.	CONF.	ADJ CONF.
Average RPI Loss:	69	RECORD	PCT. RANK	GAMES	SCHEDULE	OF SCHEDULE	RPI	RPI	RPI	RPI
DIV. I ONLY	13- 5	58	7- 3	205	183	110	110	17	17	
DIV. I NON-CONF.	10- 4	75	5- 3	106	192	67	67	18	18	
TOTALS	RPI 1-25	RPI 26-50	W-L RECORDS	RPI 51-100	RPI 101-150	RPI 150+				
13- 5	1- 2	1- 1	OVERALL	0- 0	0- 1	11- 1				
7- 2	0- 0	0- 0	HOME	0- 0	0- 1	7- 1				
4- 2	0- 2	0- 0	AWAY	0- 0	0- 0	4- 0				
2- 1	1- 0	1- 1	NEUTRAL	0- 0	0- 0	0- 0				
10- 4	1- 2	1- 1	NON-CONFERENCE	0- 0	0- 1	8- 0				
5- 1	0- 0	0- 0	HOME	0- 0	0- 1	5- 0				
3- 2	0- 2	0- 0	AWAY	0- 0	0- 0	3- 0				
2- 1	1- 0	1- 1	NEUTRAL	0- 0	0- 0	0- 0				
3- 1	0- 0	0- 0	CONFERENCE	0- 0	0- 0	3- 1				
2- 1	0- 0	0- 0	HOME	0- 0	0- 0	2- 1				
1- 0	0- 0	0- 0	AWAY	0- 0	0- 0	1- 0				
0- 0	0- 0	0- 0	NEUTRAL	0- 0	0- 0	0- 0				

RPI 1-25				RPI 26-50				RPI 51-100				RPI 101+ Team's RPI: 110			
RPI	S	Opponent	Score	RPI	S	Opponent	Score	RPI	S	Opponent	Score	RPI	S	Opponent	Score
5	A	Louisville	40 99	29	N	Middle Tenn.	62 69					140	H	Memphis	75 83
19	A	Dayton	85 112	44	N	James Madison	79 77					151	H	Cleveland St.	82 98
21	N	North Carolina St.	99 90									166	H	Xavier	79 54
												186	H	Akron	90 80
												208	H	Oakland	94 85
												243	H	Miami (OH)	90 63
												250	H	Bradley	87 71
												258	H	Gardner-Webb	90 77
												284	A	Murray St.	95 69
												321	A	Valparaiso	79 65
												327	H	Detroit	82 57
												338	A	Southern Ill.	67 64
												345	A	Chicago St.	84 62
LAST 12 Division I GAMES:															
321	A	Valparaiso	79 65	250	H	Bradley	87 71								
151	H	Cleveland St.	82 98	258	H	Gardner-Webb	90 77								
208	H	Oakland	94 85	166	H	Xavier	79 54								
327	H	Detroit	82 57	5	A	Louisville	40 99								
19	A	Dayton	85 112	44	N	James Madison	79 77								
345	A	Chicago St.	84 62	29	N	Middle Tenn.	62 69								

Non-Div I Games: Marian (IN) 90 37

Wright St.

Average RPI Win:	212	WON-LOST	WINNING	LAST 10	STRENGTH OF	OPP. STRENGTH	TEAM	ADJ.	CONF.	ADJ CONF.
Average RPI Loss:	135	RECORD	PCT. RANK	GAMES	SCHEDULE	OF SCHEDULE	RPI	RPI	RPI	RPI
DIV. I ONLY	12- 3	32	7- 2	315	104	111	111	17	17	
DIV. I NON-CONF.	10- 1	23	7- 0	307	96	66	66	18	18	
TOTALS	RPI 1-25	RPI 26-50	W-L RECORDS	RPI 51-100	RPI 101-150	RPI 150+				
12- 3	0- 0	0- 0	OVERALL	1- 1	2- 1	9- 1				
3- 1	0- 0	0- 0	HOME	0- 0	0- 0	3- 1				
7- 2	0- 0	0- 0	AWAY	1- 1	1- 1	5- 0				
2- 0	0- 0	0- 0	NEUTRAL	0- 0	1- 0	1- 0				
10- 1	0- 0	0- 0	NON-CONFERENCE	1- 1	2- 0	7- 0				
3- 0	0- 0	0- 0	HOME	0- 0	0- 0	3- 0				
5- 1	0- 0	0- 0	AWAY	1- 1	1- 0	3- 0				
2- 0	0- 0	0- 0	NEUTRAL	0- 0	1- 0	1- 0				
2- 2	0- 0	0- 0	CONFERENCE	0- 0	0- 1	2- 1				
0- 1	0- 0	0- 0	HOME	0- 0	0- 0	0- 1				
2- 1	0- 0	0- 0	AWAY	0- 0	0- 1	2- 0				
0- 0	0- 0	0- 0	NEUTRAL	0- 0	0- 0	0- 0				

RPI 1-25			RPI 26-50			RPI 51-100			RPI 101+			Team's RPI: 111
RPI	S	Opponent	Score	RPI	S	Opponent	Score	RPI	S	Opponent	Score	
						58	A Wisconsin	58 56	106	A Butler	62 57	
						77	A Northwestern	63 79	121	A Green Bay	50 66	
									131	N Ohio	76 67	
									183	A Northern Ill.	66 54	
									207	H Youngstown St.	58 69	
									208	A Oakland	78 65	
									212	A Western Mich.	71 61	
									243	H Miami (OH)	76 66	
									244	N Texas Southern	70 66	
									247	H Idaho St.	70 62	
									282	H Denver	80 68	
									299	A SIU Edwardsville	88 65	
									327	A Detroit	83 67	
LAST 12 Division I GAMES:												
208	A	Oakland	78 65	58	A	Wisconsin	58 56	212	A	Western Mich.	71 61	
327	A	Detroit	83 67	106	A	Butler	62 57	244	N	Texas Southern	70 66	
207	H	Youngstown St.	58 69	131	N	Ohio	76 67	243	H	Miami (OH)	76 66	
121	A	Green Bay	50 66									
183	A	Northern Ill.	66 54									
282	H	Denver	80 68									

Non-Div I Games: St. Xavier 79 80 Roosevelt 98 68

Ill.-Chicago

Loss, Non-Conf, S Site, H Home A Away N Neutral

Average RPI Win:	207	WON-LOST	WINNING	LAST 10	STRENGTH OF	OPP. STRENGTH	TEAM	ADJ.	CONF.	ADJ CONF.
Average RPI Loss:	80	RECORD	PCT. RANK	GAMES	SCHEDULE	OF SCHEDULE	RPI	RPI	RPI	RPI
DIV. I ONLY	9- 8	144	6- 4	122	94	112	112	14	14	
DIV. I NON-CONF.	6- 7	165	4- 4	104	88	146	146	14	14	
TOTALS	RPI 1-25	RPI 26-50	W-L RECORDS	RPI 51-100	RPI 101-150	RPI 150+				
9- 8	0- 1	0- 1	OVERALL	1- 5	0- 0	8- 1				
6- 0	0- 0	0- 0	HOME	0- 0	0- 0	6- 0				
3- 6	0- 1	0- 1	AWAY	1- 3	0- 0	2- 1				
0- 2	0- 0	0- 0	NEUTRAL	0- 2	0- 0	0- 0				
6- 7	0- 1	0- 1	NON-CONFERENCE	0- 5	0- 0	6- 0				
5- 0	0- 0	0- 0	HOME	0- 0	0- 0	5- 0				
1- 5	0- 1	0- 1	AWAY	0- 3	0- 0	1- 0				
0- 2	0- 0	0- 0	NEUTRAL	0- 2	0- 0	0- 0				
3- 1	0- 0	0- 0	CONFERENCE	1- 0	0- 0	2- 1				
1- 0	0- 0	0- 0	HOME	0- 0	0- 0	1- 0				
2- 1	0- 0	0- 0	AWAY	1- 0	0- 0	1- 1				
0- 0	0- 0	0- 0	NEUTRAL	0- 0	0- 0	0- 0				

RPI 1-25				RPI 26-50				RPI 51-100				RPI 101+ Team's RPI: 112			
RPI	S	Opponent	Score	RPI	S	Opponent	Score	RPI	S	Opponent	Score	RPI	S	Opponent	Score
2	A	Stanford	51 86	32	A	St. Mary's (CA)	69 77	60	A	UCLA	89 96	152	A	Long Beach St.	107 102
								75	A	Hawaii	78 74	180	A	Cal St. Northridge	76 81
								85	N	Harvard	76 83	186	H	Akron	84 74
								88	N	Duquesne	69 84	194	H	Bakersfield	63 54
								92	A	Oregon	87 124	210	H	San Francisco	76 65
								100	A	Portland	76 83	219	H	Nevada	82 57
												235	A	Pepperdine	80 77
												295	H	UC Santa Barbara	88 70
												300	H	New Mexico St.	72 64
LAST 12 Division I GAMES:															
152	A	Long Beach St.	107 102	100	A	Portland	76 83	235	A	Pepperdine	80 77				
180	A	Cal St. Northridge	76 81	194	H	Bakersfield	63 54	210	H	San Francisco	76 65				
295	H	UC Santa Barbara	88 70	186	H	Akron	84 74	32	A	St. Mary's (CA)	69 77				
75	A	Hawaii	78 74												
60	A	UCLA	89 96												
92	A	Oregon	87 124												

Non-Div I Games:

Cal Poly

■ Loss, 
 ■ Non-Conf, 
 ■ S Site, 
 ■ H Home 
 ■ A Away 
 N Neutral



Average RPI Win:	228	WON-LOST	WINNING	LAST 10	STRENGTH OF	OPP. STRENGTH	TEAM	ADJ.	CONF.	ADJ CONF.
Average RPI Loss:	119	RECORD	PCT. RANK	GAMES	SCHEDULE	OF SCHEDULE	RPI	RPI	RPI	RPI
DIV. I ONLY	8- 5	99	6- 3	196	221	113	113	16	16	
DIV. I NON-CONF.	3- 4	193	2- 3	246	198	221	221	19	19	
TOTALS	RPI 1-25	RPI 26-50	W-L RECORDS	RPI 51-100	RPI 101-150	RPI 150+				
8- 5	0- 0	0- 1	OVERALL	1- 1	0- 2	7- 1				
4- 0	0- 0	0- 0	HOME	0- 0	0- 0	4- 0				
3- 4	0- 0	0- 0	AWAY	1- 1	0- 2	2- 1				
1- 1	0- 0	0- 1	NEUTRAL	0- 0	0- 0	1- 0				
3- 4	0- 0	0- 1	NON-CONFERENCE	0- 1	0- 1	3- 1				
2- 0	0- 0	0- 0	HOME	0- 0	0- 0	2- 0				
0- 3	0- 0	0- 0	AWAY	0- 1	0- 1	0- 1				
1- 1	0- 0	0- 1	NEUTRAL	0- 0	0- 0	1- 0				
5- 1	0- 0	0- 0	CONFERENCE	1- 0	0- 1	4- 0				
2- 0	0- 0	0- 0	HOME	0- 0	0- 0	2- 0				
3- 1	0- 0	0- 0	AWAY	1- 0	0- 1	2- 0				
0- 0	0- 0	0- 0	NEUTRAL	0- 0	0- 0	0- 0				

RPI S	Opponent	Score	RPI S	Opponent	Score	RPI S	Opponent	Score	RPI S	Opponent	Score	Team's RPI: 113
34 N	Villanova	55 79	95 A	Washington	60 83	101 A	Sacramento St.	95 107	133 A	Wyoming	62 72	
			97 A	North Dakota	76 65	180 H	Cal St. Northridge	85 69	185 A	Northern Colo.	68 55	
						206 H	Eastern Wash.	78 74	231 A	Seattle	63 74	
						254 H	Portland St.	89 78	282 H	Denver	89 69	
						297 A	Northern Ariz.	80 72	321 N	Valparaiso	96 85	
LAST 12 Division I GAMES:												
97 A	North Dakota	76 65	95 A	Washington	60 83	231 A	Seattle	63 74				
185 A	Northern Colo.	68 55	321 N	Valparaiso	96 85	34 N	Villanova	55 79				
206 H	Eastern Wash.	78 74	282 H	Denver	89 69							
254 H	Portland St.	89 78	133 A	Wyoming	62 72							
297 A	Northern Ariz.	80 72										
101 A	Sacramento St.	95 107										

Non-Div I Games: Carroll (MT) 50 36 Mont. St. Billings 58 49

Montana St.

Loss, Non-Conf, S Site, H Home A Away N Neutral

## Idaho

Through Games Of Jan. 19, 2014

Average RPI Win:	253	WON-LOST	WINNING	LAST 10	STRENGTH OF	OPP. STRENGTH	TEAM	ADJ.	CONF.	ADJ CONF.
Average RPI Loss:	81	RECORD	PCT. RANK	GAMES	SCHEDULE	OF SCHEDULE	RPI	RPI	RPI	RPI
DIV. I ONLY	11- 7	101	6- 3	198	211	114	114	30	30	
DIV. I NON-CONF.	5- 7	198	1- 4	60	117	106	106	30	30	
TOTALS	RPI 1-25	RPI 26-50	W-L RECORDS	RPI 51-100	RPI 101-150	RPI 150+				
11- 7	0- 3	0- 1	OVERALL	0- 0	0- 1	11- 2				
3- 1	0- 0	0- 0	HOME	0- 0	0- 1	3- 0				
6- 5	0- 2	0- 1	AWAY	0- 0	0- 0	6- 2				
2- 1	0- 1	0- 0	NEUTRAL	0- 0	0- 0	2- 0				
5- 7	0- 3	0- 1	NON-CONFERENCE	0- 0	0- 1	5- 2				
1- 1	0- 0	0- 0	HOME	0- 0	0- 1	1- 0				
2- 5	0- 2	0- 1	AWAY	0- 0	0- 0	2- 2				
2- 1	0- 1	0- 0	NEUTRAL	0- 0	0- 0	2- 0				
6- 0	0- 0	0- 0	CONFERENCE	0- 0	0- 0	6- 0				
2- 0	0- 0	0- 0	HOME	0- 0	0- 0	2- 0				
4- 0	0- 0	0- 0	AWAY	0- 0	0- 0	4- 0				
0- 0	0- 0	0- 0	NEUTRAL	0- 0	0- 0	0- 0				

RPI 1-25				RPI 26-50				RPI 51-100				RPI 101+ Team's RPI: 114			
RPI	S	Opponent	Score	RPI	S	Opponent	Score	RPI	S	Opponent	Score	RPI	S	Opponent	Score
13	A	Gonzaga	56 64	27	A	Texas	58 87					133	H	Wyoming	64 72
15	N	California	55 59									154	A	Montana	56 59
20	A	San Diego	64 74									172	N	Mt. St. Mary's	81 63
												194	A	Bakersfield	96 69
												199	H	Tex.-Pan American	76 65
												204	H	UC Irvine	68 63
												206	A	Eastern Wash.	84 85
												209	A	Loyola Chicago	62 60
												219	A	Nevada	88 77
												267	N	Appalachian St.	83 60
												300	H	New Mexico St.	79 51
												330	A	UMKC	81 64
												345	A	Chicago St.	92 42
												346	A	Utah Valley	96 55
LAST 12 Division I GAMES:															
194	A	Bakersfield	96 69	27	A	Texas	58 87								
346	A	Utah Valley	96 55	133	H	Wyoming	64 72								
300	H	New Mexico St.	79 51	206	A	Eastern Wash.	84 85								
199	H	Tex.-Pan American	76 65	267	N	Appalachian St.	83 60								
345	A	Chicago St.	92 42	154	A	Montana	56 59								
330	A	UMKC	81 64	15	N	California	55 59								

Non-Div I Games: Carroll (MT) 67 39 Lewis-Clark St. 84 53

Idaho

Loss, Non-Conf, S Site, H Home A Away N Neutral

Average RPI Win:	213	WON-LOST	WINNING	LAST 10	STRENGTH OF	OPP. STRENGTH	TEAM	ADJ.	CONF.	ADJ CONF.
Average RPI Loss:	105	RECORD	PCT. RANK	GAMES	SCHEDULE	OF SCHEDULE	RPI	RPI	RPI	RPI
DIV. I ONLY	8- 8	156	6- 4	88	169	115	115	13	13	
DIV. I NON-CONF.	5- 6	173	4- 3	81	149	123	123	12	12	
TOTALS	RPI 1-25	RPI 26-50	W-L RECORDS	RPI 51-100	RPI 101-150	RPI 150+				
8- 8	0- 2	0- 1	OVERALL	0- 1	2- 2	6- 2				
2- 3	0- 1	0- 1	HOME	0- 0	1- 1	1- 0				
5- 4	0- 1	0- 0	AWAY	0- 0	1- 1	4- 2				
1- 1	0- 0	0- 0	NEUTRAL	0- 1	0- 0	1- 0				
5- 6	0- 2	0- 0	NON-CONFERENCE	0- 1	1- 2	4- 1				
1- 2	0- 1	0- 0	HOME	0- 0	1- 1	0- 0				
3- 3	0- 1	0- 0	AWAY	0- 0	0- 1	3- 1				
1- 1	0- 0	0- 0	NEUTRAL	0- 1	0- 0	1- 0				
3- 2	0- 0	0- 1	CONFERENCE	0- 0	1- 0	2- 1				
1- 1	0- 0	0- 1	HOME	0- 0	0- 0	1- 0				
2- 1	0- 0	0- 0	AWAY	0- 0	1- 0	1- 1				
0- 0	0- 0	0- 0	NEUTRAL	0- 0	0- 0	0- 0				

RPI 1-25				RPI 26-50				RPI 51-100				RPI 101+ Team's RPI: 115			
RPI	S	Opponent	Score	RPI	S	Opponent	Score	RPI	S	Opponent	Score	RPI	S	Opponent	Score
5	H	Louisville	67 105	47	H	Bowling Green	61 72	65	N	Auburn	51 67	124	H	Pittsburgh	58 63
9	A	Purdue	57 63									131	A	Ohio	79 63
												132	H	Western Ky.	85 77
												133	A	Wyoming	51 71
												157	A	Eastern Mich.	70 66
												181	A	IPFW	83 75
												186	A	Akron	78 87
												196	A	Northern Ky.	67 63
												269	N	Tennessee Tech	76 64
												274	A	Evansville	69 80
												310	H	Kent St.	55 31
												327	A	Detroit	80 74
LAST 12 Division I GAMES:															
131	A	Ohio	79 63	196	A	Northern Ky.	67 63	5	H	Louisville	67 105				
47	H	Bowling Green	61 72	133	A	Wyoming	51 71	132	H	Western Ky.	85 77				
310	H	Kent St.	55 31	269	N	Tennessee Tech	76 64	65	N	Auburn	51 67				
157	A	Eastern Mich.	70 66												
186	A	Akron	78 87												
181	A	IPFW	83 75												

Non-Div I Games:

Ball St.

■ Loss, 
 ■ Non-Conf, 
 ■ S Site, 
 ■ H Home 
 ■ A Away 
 N Neutral

Average RPI Win: <b>199</b>	WON-LOST	WINNING	LAST 10	STRENGTH OF	OPP. STRENGTH	TEAM	ADJ.	CONF.	ADJ CONF.
Average RPI Loss: <b>122</b>	RECORD	PCT. RANK	GAMES	SCHEDULE	OF SCHEDULE	RPI	RPI	RPI	RPI
DIV. I ONLY	9- 7	125	6- 4	120	158	116	116	10	10
DIV. I NON-CONF.	5- 5	148	4- 2	228	174	179	179	10	10
TOTALS	RPI 1-25	RPI 26-50	W-L RECORDS	RPI 51-100	RPI 101-150	RPI 150+			
9- 7	0- 0	0- 1	OVERALL	1- 2	2- 3	6- 1			
5- 2	0- 0	0- 0	HOME	1- 2	1- 0	3- 0			
4- 5	0- 0	0- 1	AWAY	0- 0	1- 3	3- 1			
0- 0	0- 0	0- 0	NEUTRAL	0- 0	0- 0	0- 0			
5- 5	0- 0	0- 1	NON-CONFERENCE	0- 1	0- 2	5- 1			
3- 1	0- 0	0- 0	HOME	0- 1	0- 0	3- 0			
2- 4	0- 0	0- 1	AWAY	0- 0	0- 2	2- 1			
0- 0	0- 0	0- 0	NEUTRAL	0- 0	0- 0	0- 0			
4- 2	0- 0	0- 0	CONFERENCE	1- 1	2- 1	1- 0			
2- 1	0- 0	0- 0	HOME	1- 1	1- 0	0- 0			
2- 1	0- 0	0- 0	AWAY	0- 0	1- 1	1- 0			
0- 0	0- 0	0- 0	NEUTRAL	0- 0	0- 0	0- 0			

RPI S	Opponent	Score	RPI S	Opponent	Score	RPI S	Opponent	Score	RPI S	Opponent	Score	Team's RPI: 116
31	A Penn St.	49 92	61	H Penn	61 69	120	A Virginia Tech	49 87				
			74	H Navy	92 94	124	A Pittsburgh	51 66				
			94	H Army	56 55	126	H Lafayette	75 72				
						129	A American	40 77				
						136	A Holy Cross	83 79				
						170	A Colgate	88 72				
						207	H Youngstown St.	66 41				
						215	A Cornell	72 59				
						222	H Towson	78 62				
						306	H Binghamton	89 48				
						316	A NJIT	59 61				
						317	A Longwood	71 47				
LAST 12 Division I GAMES:												
94	H Army	56 55	317	A Longwood	71 47							
74	H Navy	92 94	61	H Penn	61 69							
136	A Holy Cross	83 79	222	H Towson	78 62							
126	H Lafayette	75 72	316	A NJIT	59 61							
170	A Colgate	88 72	207	H Youngstown St.	66 41							
129	A American	40 77	215	A Cornell	72 59							

Non-Div I Games:

Bucknell

Average RPI Win:	228	WON-LOST	WINNING	LAST 10	STRENGTH OF	OPP. STRENGTH	TEAM	ADJ.	CONF.	ADJ CONF.
Average RPI Loss:	67	RECORD	PCT. RANK	GAMES	SCHEDULE	OF SCHEDULE	RPI	RPI	RPI	RPI
DIV. I ONLY	11- 6	90	6- 3	206	132	117	117	20	20	
DIV. I NON-CONF.	8- 5	109	4- 3	156	156	109	109	20	20	
TOTALS	RPI 1-25	RPI 26-50	W-L RECORDS	RPI 51-100	RPI 101-150	RPI 150+				
11- 6	0- 1	0- 2	OVERALL	0- 2	2- 0	9- 1				
5- 2	0- 1	0- 1	HOME	0- 0	1- 0	4- 0				
6- 3	0- 0	0- 1	AWAY	0- 2	1- 0	5- 0				
0- 1	0- 0	0- 0	NEUTRAL	0- 0	0- 0	0- 1				
8- 5	0- 1	0- 1	NON-CONFERENCE	0- 2	2- 0	6- 1				
3- 2	0- 1	0- 1	HOME	0- 0	1- 0	2- 0				
5- 2	0- 0	0- 0	AWAY	0- 2	1- 0	4- 0				
0- 1	0- 0	0- 0	NEUTRAL	0- 0	0- 0	0- 1				
3- 1	0- 0	0- 1	CONFERENCE	0- 0	0- 0	3- 0				
2- 0	0- 0	0- 0	HOME	0- 0	0- 0	2- 0				
1- 1	0- 0	0- 1	AWAY	0- 0	0- 0	1- 0				
0- 0	0- 0	0- 0	NEUTRAL	0- 0	0- 0	0- 0				

RPI 1-25				RPI 26-50				RPI 51-100				RPI 101+ Team's RPI: 117			
RPI	S	Opponent	Score	RPI	S	Opponent	Score	RPI	S	Opponent	Score	RPI	S	Opponent	Score
9	H	Purdue	56 76	35	H	Indiana	45 51	77	A	Northwestern	61 72	119	A	Indiana St.	68 64
				49	A	South Dakota St.	57 63	81	A	East Carolina	51 71	135	H	Missouri St.	76 65
												151	N	Cleveland St.	56 63
												168	H	South Dakota	80 59
												196	H	Northern Ky.	86 63
												207	A	Youngstown St.	66 57
												212	A	Western Mich.	79 64
												229	H	Belmont	80 58
												282	H	Denver	82 66
												294	A	North Dakota St.	71 46
												321	A	Valparaiso	84 51
												345	A	Chicago St.	68 47
LAST 12 Division I GAMES:															
282	H	Denver	82 66	196	H	Northern Ky.	86 63								
168	H	South Dakota	80 59	35	H	Indiana	45 51								
294	A	North Dakota St.	71 46	119	A	Indiana St.	68 64								
49	A	South Dakota St.	57 63	212	A	Western Mich.	79 64								
207	A	Youngstown St.	66 57	151	N	Cleveland St.	56 63								
77	A	Northwestern	61 72	81	A	East Carolina	51 71								

Non-Div I Games: Ohio Valley 100 46 Ind.-Southeast 92 63

IUPUI

Loss, Non-Conf, S Site, H Home A Away N Neutral

Average RPI Win:	227	WON-LOST	WINNING	LAST 10	STRENGTH OF	OPP. STRENGTH	TEAM	ADJ.	CONF.	ADJ CONF.
Average RPI Loss:	104	RECORD	PCT. RANK	GAMES	SCHEDULE	OF SCHEDULE	RPI	RPI	RPI	RPI
DIV. I ONLY	10- 7	112	6- 4	182	149	118	118	12	12	
DIV. I NON-CONF.	7- 6	142	5- 3	134	208	131	131	11	11	
TOTALS	RPI 1-25	RPI 26-50	W-L RECORDS	RPI 51-100	RPI 101-150	RPI 150+				
10- 7	0- 2	0- 0	OVERALL	1- 2	1- 2	8- 1				
5- 1	0- 0	0- 0	HOME	1- 1	0- 0	4- 0				
3- 6	0- 2	0- 0	AWAY	0- 1	1- 2	2- 1				
2- 0	0- 0	0- 0	NEUTRAL	0- 0	0- 0	2- 0				
7- 6	0- 2	0- 0	NON-CONFERENCE	1- 1	1- 2	5- 1				
4- 1	0- 0	0- 0	HOME	1- 1	0- 0	3- 0				
1- 5	0- 2	0- 0	AWAY	0- 0	1- 2	0- 1				
2- 0	0- 0	0- 0	NEUTRAL	0- 0	0- 0	2- 0				
3- 1	0- 0	0- 0	CONFERENCE	0- 1	0- 0	3- 0				
1- 0	0- 0	0- 0	HOME	0- 0	0- 0	1- 0				
2- 1	0- 0	0- 0	AWAY	0- 1	0- 0	2- 0				
0- 0	0- 0	0- 0	NEUTRAL	0- 0	0- 0	0- 0				

RPI 1-25				RPI 26-50				RPI 51-100				RPI 101+ Team's RPI: 118			
RPI	S	Opponent	Score	RPI	S	Opponent	Score	RPI	S	Opponent	Score	RPI	S	Opponent	Score
10	A	South Carolina	54 81					78	H	South Fla.	71 64	122	A	Winthrop	49 67
18	A	Maryland	51 103					81	H	East Carolina	55 64	142	A	Richmond	73 80
								83	A	Drexel	55 68	150	A	USC Upstate	75 71
												161	A	Hofstra	62 59
												167	A	Northeastern	90 74
												230	N	Coastal Caro.	80 62
												271	A	UNC Greensboro	56 64
												278	N	Howard	79 68
												289	H	William & Mary	101 65
												293	H	George Mason	66 64
												311	H	South Carolina St.	70 56
												313	H	Kennesaw St.	87 66
LAST 12 Division I GAMES:															
167	A	Northeastern	90 74	278	N	Howard	79 68								
161	A	Hofstra	62 59	78	H	South Fla.	71 64								
289	H	William & Mary	101 65	230	N	Coastal Caro.	80 62								
83	A	Drexel	55 68	142	A	Richmond	73 80								
81	H	East Carolina	55 64	293	H	George Mason	66 64								
18	A	Maryland	51 103	311	H	South Carolina St.	70 56								

Non-Div I Games:

Col. of Charleston

■ Loss, 
 ■ Non-Conf, 
 ■ S Site, 
 ■ H Home 
 ■ A Away 
 N Neutral

Average RPI Win:	234	WON-LOST	WINNING	LAST 10	STRENGTH OF	OPP. STRENGTH	TEAM	ADJ.	CONF.	ADJ CONF.
Average RPI Loss:	100	RECORD	PCT. RANK	GAMES	SCHEDULE	OF SCHEDULE	RPI	RPI	RPI	RPI
DIV. I ONLY	10- 6	97	7- 3	179	161	119	119	19	19	
DIV. I NON-CONF.	5- 6	173	3- 4	96	113	133	133	17	17	
TOTALS	RPI 1-25	RPI 26-50	W-L RECORDS	RPI 51-100	RPI 101-150	RPI 150+				
10- 6	0- 1	0- 1	OVERALL	1- 1	1- 2	8- 1				
5- 2	0- 0	0- 1	HOME	0- 0	1- 1	4- 0				
4- 4	0- 1	0- 0	AWAY	0- 1	0- 1	4- 1				
1- 0	0- 0	0- 0	NEUTRAL	1- 0	0- 0	0- 0				
5- 6	0- 1	0- 1	NON-CONFERENCE	1- 1	1- 2	3- 1				
2- 2	0- 0	0- 1	HOME	0- 0	1- 1	1- 0				
2- 4	0- 1	0- 0	AWAY	0- 1	0- 1	2- 1				
1- 0	0- 0	0- 0	NEUTRAL	1- 0	0- 0	0- 0				
5- 0	0- 0	0- 0	CONFERENCE	0- 0	0- 0	5- 0				
3- 0	0- 0	0- 0	HOME	0- 0	0- 0	3- 0				
2- 0	0- 0	0- 0	AWAY	0- 0	0- 0	2- 0				
0- 0	0- 0	0- 0	NEUTRAL	0- 0	0- 0	0- 0				

RPI 1-25				RPI 26-50				RPI 51-100				RPI 101+ Team's RPI: 119			
RPI	S	Opponent	Score	RPI	S	Opponent	Score	RPI	S	Opponent	Score	RPI	S	Opponent	Score
4	A	LSU	66 83	35	H	Indiana	54 57	71	A	Stetson	74 90	105	A	Tulane	45 51
								77	N	Northwestern	70 67	106	H	Butler	62 56
												117	H	IUPUI	64 68
												159	H	UNI	60 53
												224	H	Drake	90 81
												225	H	Illinois St.	47 44
												265	A	East Tenn. St.	67 75
												274	A	Evansville	67 46
												303	H	South Ala.	53 40
												304	A	Marshall	68 67
												328	A	Eastern Ill.	65 53
												338	A	Southern Ill.	63 44
LAST 12 Division I GAMES:															
338	A	Southern Ill.	63 44	77	N	Northwestern	70 67	106	H	Butler	62 56				
274	A	Evansville	67 46					265	A	East Tenn. St.	67 75				
225	H	Illinois St.	47 44					117	H	IUPUI	64 68				
224	H	Drake	90 81					4	A	LSU	66 83				
159	H	UNI	60 53					304	A	Marshall	68 67				
105	A	Tulane	45 51												

Non-Div I Games:

Indiana St.

Average RPI Win:	194	WON-LOST	WINNING	LAST 10	STRENGTH OF	OPP. STRENGTH	TEAM	ADJ.	CONF.	ADJ CONF.
Average RPI Loss:	71	RECORD	PCT. RANK	GAMES	SCHEDULE	OF SCHEDULE	RPI	RPI	RPI	RPI
DIV. I ONLY	10- 7	112	4- 6	104	78	120	120	2	2	
DIV. I NON-CONF.	10- 3	58	5- 3	167	172	74	74	4	4	
TOTALS	RPI 1-25	RPI 26-50	W-L RECORDS	RPI 51-100	RPI 101-150	RPI 150+				
10- 7	0- 1	1- 1	OVERALL	1- 4	2- 1	6- 0				
7- 4	0- 1	1- 0	HOME	1- 2	2- 1	3- 0				
3- 3	0- 0	0- 1	AWAY	0- 2	0- 0	3- 0				
0- 0	0- 0	0- 0	NEUTRAL	0- 0	0- 0	0- 0				
10- 3	0- 0	1- 1	NON-CONFERENCE	1- 1	2- 1	6- 0				
7- 1	0- 0	1- 0	HOME	1- 0	2- 1	3- 0				
3- 2	0- 0	0- 1	AWAY	0- 1	0- 0	3- 0				
0- 0	0- 0	0- 0	NEUTRAL	0- 0	0- 0	0- 0				
0- 4	0- 1	0- 0	CONFERENCE	0- 3	0- 0	0- 0				
0- 3	0- 1	0- 0	HOME	0- 2	0- 0	0- 0				
0- 1	0- 0	0- 0	AWAY	0- 1	0- 0	0- 0				
0- 0	0- 0	0- 0	NEUTRAL	0- 0	0- 0	0- 0				

RPI	S	Opponent	Score	RPI	S	Opponent	Score	RPI	S	Opponent	Score	RPI	S	Opponent	Score	Team's RPI: 120
1	H	Duke	70 74	35	A	Indiana	65 71	66	A	Boston College	63 70	116	H	Bucknell	87 49	
				36	H	Michigan St.	72 66	68	H	Virginia	60 67	142	H	Richmond	56 64	
								80	H	Florida	71 59	150	H	USC Upstate	65 61	
								90	H	Miami (FL)	62 64	160	A	Old Dominion	73 61	
								93	A	Hampton	60 70	161	A	Hofstra	77 72	
												278	H	Howard	84 32	
												290	H	Robert Morris	70 64	
												329	H	Presbyterian	55 33	
												344	A	Radford	82 33	
LAST 12 Division I GAMES:																
1	H	Duke	70 74	344	A	Radford	82 33	150	H	USC Upstate	65 61	36	H	Michigan St.	72 66	
90	H	Miami (FL)	62 64	35	A	Indiana	65 71	329	H	Presbyterian	55 33	68	H	Virginia	60 67	
68	H	Virginia	60 67	66	A	Boston College	63 70	142	H	Richmond	56 64	66	A	Hampton	60 70	
66	A	Boston College	63 70	290	H	Robert Morris	70 64									

Non-Div I Games:

Virginia Tech



Average RPI Win:	211	WON-LOST	WINNING	LAST 10	STRENGTH OF	OPP. STRENGTH	TEAM	ADJ.	CONF.	ADJ CONF.
Average RPI Loss:	101	RECORD	PCT. RANK	GAMES	SCHEDULE	OF SCHEDULE	RPI	RPI	RPI	RPI
DIV. I ONLY	9- 7	125	4- 6	101	166	121	121	17	17	
DIV. I NON-CONF.	7- 5	121	4- 4	83	163	101	101	18	18	
TOTALS	RPI 1-25	RPI 26-50	W-L RECORDS	RPI 51-100	RPI 101-150	RPI 150+				
9- 7	0- 1	0- 1	OVERALL	1- 3	1- 0	7- 2				
3- 4	0- 1	0- 1	HOME	0- 1	1- 0	2- 1				
4- 3	0- 0	0- 0	AWAY	1- 2	0- 0	3- 1				
2- 0	0- 0	0- 0	NEUTRAL	0- 0	0- 0	2- 0				
7- 5	0- 1	0- 1	NON-CONFERENCE	1- 3	0- 0	6- 0				
2- 3	0- 1	0- 1	HOME	0- 1	0- 0	2- 0				
3- 2	0- 0	0- 0	AWAY	1- 2	0- 0	2- 0				
2- 0	0- 0	0- 0	NEUTRAL	0- 0	0- 0	2- 0				
2- 2	0- 0	0- 0	CONFERENCE	0- 0	1- 0	1- 2				
1- 1	0- 0	0- 0	HOME	0- 0	1- 0	0- 1				
1- 1	0- 0	0- 0	AWAY	0- 0	0- 0	1- 1				
0- 0	0- 0	0- 0	NEUTRAL	0- 0	0- 0	0- 0				

RPI 1-25				RPI 26-50				RPI 51-100				RPI 101+ Team's RPI: 121			
RPI	S	Opponent	Score	RPI	S	Opponent	Score	RPI	S	Opponent	Score	RPI	S	Opponent	Score
9	H	Purdue	45 49	49	H	South Dakota St.	54 66	58	A	Wisconsin	61 65	111	H	Ill.-Chicago	66 50
								67	H	Wichita St.	58 63	151	A	Cleveland St.	90 72
								86	A	St. Bonaventure	62 68	183	H	Northern Ill.	78 44
								88	A	Duquesne	68 60	207	A	Youngstown St.	57 66
												232	H	Milwaukee	64 75
												236	N	Siena	63 52
												251	A	Maine	66 49
												251	H	Maine	72 49
												289	N	William & Mary	90 44
												335	A	Vermont	74 57
LAST 12 Division I GAMES:															
151	A	Cleveland St.	90 72	9	H	Purdue	45 49	67	H	Wichita St.	58 63				
207	A	Youngstown St.	57 66	49	H	South Dakota St.	54 66	251	A	Maine	66 49				
232	H	Milwaukee	64 75					289	N	William & Mary	90 44				
111	H	Ill.-Chicago	66 50					335	A	Vermont	74 57				
251	H	Maine	72 49												
58	A	Wisconsin	61 65												

Non-Div I Games:

Green Bay

■ Loss, 
 ■ Non-Conf, 
 S Site, 
 ■ Home 
 ■ Away 
 N Neutral

## Winthrop

## Through Games Of Jan. 19, 2014

Average RPI Win:	250	WON-LOST	WINNING	LAST 10	STRENGTH OF	OPP. STRENGTH	TEAM	ADJ.	CONF.	ADJ CONF.
Average RPI Loss:	123	RECORD	PCT. RANK	GAMES	SCHEDULE	OF SCHEDULE	RPI	RPI	RPI	RPI
DIV. I ONLY	13- 5	58	7- 3	252	262	122	122	28	28	
DIV. I NON-CONF.	6- 3	86	2- 1	129	157	75	75	28	28	
TOTALS	RPI 1-25	RPI 26-50	W-L RECORDS	RPI 51-100	RPI 101-150	RPI 150+				
13- 5	0- 1	0- 0	OVERALL	0- 1	1- 1	12- 2				
7- 1	0- 0	0- 0	HOME	0- 0	1- 0	6- 1				
6- 3	0- 1	0- 0	AWAY	0- 0	0- 1	6- 1				
0- 1	0- 0	0- 0	NEUTRAL	0- 1	0- 0	0- 0				
6- 3	0- 1	0- 0	NON-CONFERENCE	0- 1	1- 1	5- 0				
4- 0	0- 0	0- 0	HOME	0- 0	1- 0	3- 0				
2- 2	0- 1	0- 0	AWAY	0- 0	0- 1	2- 0				
0- 1	0- 0	0- 0	NEUTRAL	0- 1	0- 0	0- 0				
7- 2	0- 0	0- 0	CONFERENCE	0- 0	0- 0	7- 2				
3- 1	0- 0	0- 0	HOME	0- 0	0- 0	3- 1				
4- 1	0- 0	0- 0	AWAY	0- 0	0- 0	4- 1				
0- 0	0- 0	0- 0	NEUTRAL	0- 0	0- 0	0- 0				

RPI 1-25				RPI 26-50				RPI 51-100				RPI 101+ Team's RPI: 122			
RPI	S	Opponent	Score	RPI	S	Opponent	Score	RPI	S	Opponent	Score	RPI	S	Opponent	Score
10	A	South Carolina	61 69					87	N	UT Martin	74 79	108	A	Charlotte	60 63
												118	H	Col. of Charleston	67 49
												153	H	Liberty	70 77
												156	A	Davidson	91 76
												184	A	High Point	79 72
												197	H	N.C. Central	68 46
												230	A	Coastal Caro.	77 53
												258	A	Gardner-Webb	56 69
												261	H	Saint Louis	70 61
												266	A	UNC Asheville	68 49
												270	H	Charleston So.	69 49
												289	H	William & Mary	84 71
												290	A	Robert Morris	62 53
												317	H	Longwood	70 49
												329	H	Presbyterian	55 50
												344	A	Radford	68 56
LAST 12 Division I GAMES:															
317	H	Longwood	70 49	266	A	UNC Asheville	68 49								
153	H	Liberty	70 77	270	H	Charleston So.	69 49								
230	A	Coastal Caro.	77 53	329	H	Presbyterian	55 50								
344	A	Radford	68 56	10	A	South Carolina	61 69								
197	H	N.C. Central	68 46	184	A	High Point	79 72								
258	A	Gardner-Webb	56 69	290	A	Robert Morris	62 53								

Non-Div I Games:

Winthrop

■ Loss, 
 ■ Non-Conf, 
 S Site, 
 ■ Home 
 ■ Away 
 N Neutral

Average RPI Win: <b>184</b>	WON-LOST	WINNING	LAST 10	STRENGTH OF	OPP. STRENGTH	TEAM	ADJ.	CONF.	ADJ CONF.
Average RPI Loss: <b>67</b>	RECORD	PCT. RANK	GAMES	SCHEDULE	OF SCHEDULE	RPI	RPI	RPI	RPI
DIV. I ONLY	<b>7- 9</b>	<b>201</b>	<b>5- 5</b>	<b>59</b>	<b>67</b>	<b>123</b>	<b>123</b>	<b>8</b>	<b>8</b>
DIV. I NON-CONF.	<b>3- 5</b>	<b>225</b>	<b>1- 3</b>	<b>31</b>	<b>20</b>	<b>132</b>	<b>132</b>	<b>8</b>	<b>8</b>
TOTALS	RPI 1-25	RPI 26-50	W-L RECORDS	RPI 51-100	RPI 101-150	RPI 150+			
7- 9	0- 3	0- 2	OVERALL	1- 3	2- 0	4- 1			
3- 4	0- 1	0- 0	HOME	0- 2	1- 0	2- 1			
3- 4	0- 2	0- 1	AWAY	1- 1	0- 0	2- 0			
1- 1	0- 0	0- 1	NEUTRAL	0- 0	1- 0	0- 0			
3- 5	0- 1	0- 2	NON-CONFERENCE	0- 2	2- 0	1- 0			
2- 1	0- 0	0- 0	HOME	0- 1	1- 0	1- 0			
0- 3	0- 1	0- 1	AWAY	0- 1	0- 0	0- 0			
1- 1	0- 0	0- 1	NEUTRAL	0- 0	1- 0	0- 0			
4- 4	0- 2	0- 0	CONFERENCE	1- 1	0- 0	3- 1			
1- 3	0- 1	0- 0	HOME	0- 1	0- 0	1- 1			
3- 1	0- 1	0- 0	AWAY	1- 0	0- 0	2- 0			
0- 0	0- 0	0- 0	NEUTRAL	0- 0	0- 0	0- 0			

RPI 1-25				RPI 26-50				RPI 51-100				RPI 101+ Team's RPI: 123			
RPI	S	Opponent	Score	RPI	S	Opponent	Score	RPI	S	Opponent	Score	RPI	S	Opponent	Score
13	H	Gonzaga	68 <b>83</b>	26	N	Florida St.	66 <b>73</b>	54	A	BYU	75 62	142	N	Richmond	59 57
15	A	California	66 <b>68</b>	50	A	Iona	70 <b>83</b>	56	A	Fordham	63 <b>84</b>	146	H	UC Davis	86 78
20	A	San Diego	70 <b>75</b>					75	H	Hawaii	70 <b>81</b>	210	A	San Francisco	80 67
								100	H	Portland	65 <b>73</b>	227	H	Arizona	75 66
												235	H	Pepperdine	75 64
												246	H	Loyola Marymount	84 <b>90</b>
												277	A	Santa Clara	88 68
LAST 12 Division I GAMES:															
235	H	Pepperdine	75 64	13	H	Gonzaga	68 <b>83</b>								
246	H	Loyola Marymount	84 <b>90</b>	100	H	Portland	65 <b>73</b>								
277	A	Santa Clara	88 68	142	N	Richmond	59 57								
210	A	San Francisco	80 67	26	N	Florida St.	66 <b>73</b>								
20	A	San Diego	70 <b>75</b>	75	H	Hawaii	70 <b>81</b>								
54	A	BYU	75 62	15	A	California	66 <b>68</b>								

Non-Div I Games: Notre Dame de Namur 102 41 Cal St. Stanislaus 95 65

Pacific

■ Loss, 
■ Non-Conf, S Site, 
■ Home 
■ Away 
N Neutral

## Pittsburgh

Through Games Of Jan. 19, 2014

Average RPI Win:	171	WON-LOST	WINNING	LAST 10	STRENGTH OF	OPP. STRENGTH	TEAM	ADJ.	CONF.	ADJ CONF.
Average RPI Loss:	74	RECORD	PCT. RANK	GAMES	SCHEDULE	OF SCHEDULE	RPI	RPI	RPI	RPI
DIV. I ONLY	9- 10	176	4- 6	64	50	124	124	2	2	
DIV. I NON-CONF.	8- 6	126	4- 3	131	84	129	129	4	4	
TOTALS	RPI 1-25	RPI 26-50	W-L RECORDS	RPI 51-100	RPI 101-150	RPI 150+				
9- 10	0- 2	0- 3	OVERALL	2- 2	2- 2	5- 1				
4- 6	0- 2	0- 2	HOME	1- 0	1- 2	2- 0				
4- 2	0- 0	0- 0	AWAY	1- 1	1- 0	2- 1				
1- 2	0- 0	0- 1	NEUTRAL	0- 1	0- 0	1- 0				
8- 6	0- 0	0- 2	NON-CONFERENCE	1- 2	2- 2	5- 0				
4- 3	0- 0	0- 1	HOME	1- 0	1- 2	2- 0				
3- 1	0- 0	0- 0	AWAY	0- 1	1- 0	2- 0				
1- 2	0- 0	0- 1	NEUTRAL	0- 1	0- 0	1- 0				
1- 4	0- 2	0- 1	CONFERENCE	1- 0	0- 0	0- 1				
0- 3	0- 2	0- 1	HOME	0- 0	0- 0	0- 0				
1- 1	0- 0	0- 0	AWAY	1- 0	0- 0	0- 1				
0- 0	0- 0	0- 0	NEUTRAL	0- 0	0- 0	0- 0				

RPI S	Opponent	Score	RPI S	Opponent	Score	RPI S	Opponent	Score	RPI S	Opponent	Score	Team's RPI: 124
6	H Notre Dame	66 109	26	H Florida St.	69 78	64	A Michigan	75 83	115	A Ball St.	63 58	
16	H Syracuse	47 58	44	H James Madison	61 71	68	A Virginia	79 75	116	H Bucknell	66 51	
			45	N DePaul	63 77	88	H Duquesne	67 57	126	H Lafayette	45 48	
						95	N Washington	69 76	149	H Buffalo	62 66	
									160	H Old Dominion	63 49	
									171	A Clemson	67 77	
									172	H Mt. St. Mary's	78 43	
									253	A Loyola Maryland	60 54	
									281	N La.-Monroe	76 61	
									285	A Wagner	69 55	
LAST 12 Division I GAMES:												
16	H Syracuse	47 58	95	N Washington	69 76							
6	H Notre Dame	66 109	281	N La.-Monroe	76 61							
171	A Clemson	67 77	45	N DePaul	63 77							
68	A Virginia	79 75	160	H Old Dominion	63 49							
26	H Florida St.	69 78	285	A Wagner	69 55							
88	H Duquesne	67 57	44	H James Madison	61 71							

Non-Div I Games:

Pittsburgh

■ Loss, 
 ■ Non-Conf, 
 ■ S Site, 
 ■ H Home 
 ■ A Away 
 N Neutral

## Alabama

Through Games Of Jan. 19, 2014

Average RPI Win: <b>220</b>	WON-LOST	WINNING	LAST 10	STRENGTH OF	OPP. STRENGTH	TEAM	ADJ.	CONF.	ADJ CONF.
Average RPI Loss: <b>42</b>	RECORD	PCT. RANK	GAMES	SCHEDULE	OF SCHEDULE	RPI	RPI	RPI	RPI
DIV. I ONLY	8- 10	196	5- 5	35	77	125	125	1	1
DIV. I NON-CONF.	7- 6	142	5- 2	77	138	115	115	1	1
-----									
TOTALS	RPI 1-25	RPI 26-50	W-L RECORDS	RPI 51-100	RPI 101-150	RPI 150+			
8- 10	0- 4	0- 2	OVERALL	1- 4	0- 0	7- 0			
6- 3	0- 1	0- 0	HOME	1- 2	0- 0	5- 0			
0- 6	0- 3	0- 1	AWAY	0- 2	0- 0	0- 0			
2- 1	0- 0	0- 1	NEUTRAL	0- 0	0- 0	2- 0			
7- 6	0- 1	0- 2	NON-CONFERENCE	1- 3	0- 0	6- 0			
5- 1	0- 0	0- 0	HOME	1- 1	0- 0	4- 0			
0- 4	0- 1	0- 1	AWAY	0- 2	0- 0	0- 0			
2- 1	0- 0	0- 1	NEUTRAL	0- 0	0- 0	2- 0			
1- 4	0- 3	0- 0	CONFERENCE	0- 1	0- 0	1- 0			
1- 2	0- 1	0- 0	HOME	0- 1	0- 0	1- 0			
0- 2	0- 2	0- 0	AWAY	0- 0	0- 0	0- 0			
0- 0	0- 0	0- 0	NEUTRAL	0- 0	0- 0	0- 0			

RPI 1-25				RPI 26-50				RPI 51-100				RPI 101+ Team's RPI: 125			
RPI	S	Opponent	Score	RPI	S	Opponent	Score	RPI	S	Opponent	Score	RPI	S	Opponent	Score
1	A	Duke	57 <b>92</b>	32	A	St. Mary's (CA)	76 <b>86</b>	58	H	Wisconsin	70 62	163	H	Ole Miss	93 79
10	A	South Carolina	51 <b>77</b>	46	N	Princeton	59 <b>79</b>	63	A	Chattanooga	70 <b>82</b>	211	H	Jacksonville	75 62
17	H	Kentucky	63 <b>85</b>					65	H	Auburn	39 <b>61</b>	220	N	Coppin St.	82 60
25	A	Texas A&M	58 <b>73</b>					72	A	Nebraska	48 <b>62</b>	228	N	Cal St. Fullerton	69 54
								87	H	UT Martin	57 <b>75</b>	252	H	Houston	51 44
												286	H	Troy	113 105
												343	H	Alabama A&M	60 32
LAST 12 Division I GAMES:															
10	A	South Carolina	51 <b>77</b>	46	N	Princeton	59 <b>79</b>	286	H	Troy	113 105	211	H	Jacksonville	75 62
65	H	Auburn	39 <b>61</b>					252	H	Houston	51 44	87	H	UT Martin	57 <b>75</b>
163	H	Ole Miss	93 79					228	N	Cal St. Fullerton	69 54				
25	A	Texas A&M	58 <b>73</b>												
17	H	Kentucky	63 <b>85</b>												
220	N	Coppin St.	82 60												

Non-Div I Games:

Alabama

■ Loss, 
 ■ Non-Conf, S Site, 
 ■ Home 
 ■ Away 
 N Neutral

## Lafayette

Through Games Of Jan. 19, 2014

Average RPI Win:	244	WON-LOST	WINNING	LAST 10	STRENGTH OF	OPP. STRENGTH	TEAM	ADJ.	CONF.	ADJ CONF.
Average RPI Loss:	90	RECORD	PCT. RANK	GAMES	SCHEDULE	OF SCHEDULE	RPI	RPI	RPI	RPI
DIV. I ONLY	8- 9	179	3- 7	86	213	126	126	10	10	
DIV. I NON-CONF.	6- 5	137	2- 4	99	238	88	88	10	10	
TOTALS	RPI 1-25	RPI 26-50	W-L RECORDS	RPI 51-100	RPI 101-150	RPI 150+				
8- 9	0- 1	0- 1	OVERALL	0- 4	1- 2	7- 1				
3- 3	0- 0	0- 0	HOME	0- 1	0- 1	3- 1				
5- 6	0- 1	0- 1	AWAY	0- 3	1- 1	4- 0				
0- 0	0- 0	0- 0	NEUTRAL	0- 0	0- 0	0- 0				
6- 5	0- 1	0- 1	NON-CONFERENCE	0- 2	1- 0	5- 1				
2- 1	0- 0	0- 0	HOME	0- 0	0- 0	2- 1				
4- 4	0- 1	0- 1	AWAY	0- 2	1- 0	3- 0				
0- 0	0- 0	0- 0	NEUTRAL	0- 0	0- 0	0- 0				
2- 4	0- 0	0- 0	CONFERENCE	0- 2	0- 2	2- 0				
1- 2	0- 0	0- 0	HOME	0- 1	0- 1	1- 0				
1- 2	0- 0	0- 0	AWAY	0- 1	0- 1	1- 0				
0- 0	0- 0	0- 0	NEUTRAL	0- 0	0- 0	0- 0				

RPI 1-25				RPI 26-50				RPI 51-100				RPI 101+ Team's RPI: 126			
RPI	S	Opponent	Score	RPI	S	Opponent	Score	RPI	S	Opponent	Score	RPI	S	Opponent	Score
15	A	California	60 77	34	A	Villanova	33 60	74	H	Navy	53 67	116	A	Bucknell	72 75
								77	A	Northwestern	64 66	124	A	Pittsburgh	48 45
								94	A	Army	49 66	129	H	American	57 72
								96	A	St. Francis Brooklyn	52 74	177	H	Stony Brook	61 71
												195	A	Boston U.	68 63
												209	A	Loyola Chicago	66 55
												253	H	Loyola Maryland	65 53
												260	H	Rider	67 62
												296	A	Brown	70 69
												301	H	Columbia	95 83
												316	A	NJIT	61 45
LAST 12 Division I GAMES:															
129	H	American	57 72	15	A	California	60 77	96	A	St. Francis Brooklyn	52 74	177	H	Stony Brook	61 71
253	H	Loyola Maryland	65 53	74	H	Navy	53 67	316	A	NJIT	61 45	209	A	Loyola Chicago	66 55
195	A	Boston U.	68 63	94	A	Army	49 66	77	A	Northwestern	64 66				

Non-Div I Games:

Lafayette

■ Loss, 
 ■ Non-Conf, 
 ■ S Site, 
 ■ H Home 
 ■ A Away 
 N Neutral

Average RPI Win: <b>222</b>	WON-LOST	WINNING	LAST 10	STRENGTH OF	OPP. STRENGTH	TEAM	ADJ.	CONF.	ADJ CONF.
Average RPI Loss: <b>64</b>	RECORD	PCT. RANK	GAMES	SCHEDULE	OF SCHEDULE	RPI	RPI	RPI	RPI
DIV. I ONLY	11- 5	75	6- 4	188	92	127	127	7	7
DIV. I NON-CONF.	9- 2	44	6- 1	282	225	104	104	7	7
TOTALS	RPI 1-25	RPI 26-50	W-L RECORDS	RPI 51-100	RPI 101-150	RPI 150+			
11- 5	0- 2	1- 1	OVERALL	0- 0	2- 2	8- 0			
10- 2	0- 0	0- 1	HOME	0- 0	2- 1	8- 0			
1- 3	0- 2	1- 0	AWAY	0- 0	0- 1	0- 0			
0- 0	0- 0	0- 0	NEUTRAL	0- 0	0- 0	0- 0			
9- 2	0- 1	0- 0	NON-CONFERENCE	0- 0	1- 1	8- 0			
9- 0	0- 0	0- 0	HOME	0- 0	1- 0	8- 0			
0- 2	0- 1	0- 0	AWAY	0- 0	0- 1	0- 0			
0- 0	0- 0	0- 0	NEUTRAL	0- 0	0- 0	0- 0			
2- 3	0- 1	1- 1	CONFERENCE	0- 0	1- 1	0- 0			
1- 2	0- 0	0- 1	HOME	0- 0	1- 1	0- 0			
1- 1	0- 1	1- 0	AWAY	0- 0	0- 0	0- 0			
0- 0	0- 0	0- 0	NEUTRAL	0- 0	0- 0	0- 0			

RPI 1-25				RPI 26-50				RPI 51-100				RPI 101+ Team's RPI: 127			
RPI	S	Opponent	Score	RPI	S	Opponent	Score	RPI	S	Opponent	Score	RPI	S	Opponent	Score
10	A	South Carolina	67 <b>88</b>	34	A	Villanova	64 56					106	H	Butler	69 <b>75</b>
14	A	St. John's (NY)	63 <b>72</b>	45	H	DePaul	68 <b>75</b>					130	H	Fresno St.	64 58
												143	A	Illinois	70 <b>71</b>
												145	H	Georgetown	73 62
												164	H	Savannah St.	51 42
												177	H	Stony Brook	80 65
												260	H	Rider	86 75
												285	H	Wagner	86 61
												302	H	Weber St.	78 61
												312	H	UMass Lowell	97 68
												316	H	NJIT	74 48
												317	H	Longwood	63 46
LAST 12 Division I GAMES:															
145	H	Georgetown	73 62	316	H	NJIT	74 48								
45	H	DePaul	68 <b>75</b>	143	A	Illinois	70 <b>71</b>								
34	A	Villanova	64 56	312	H	UMass Lowell	97 68								
106	H	Butler	69 <b>75</b>	130	H	Fresno St.	64 58								
177	H	Stony Brook	80 65	164	H	Savannah St.	51 42								
14	A	St. John's (NY)	63 <b>72</b>	285	H	Wagner	86 61								

Non-Div I Games:

Seton Hall

Average RPI Win:	229	WON-LOST	WINNING	LAST 10	STRENGTH OF	OPP. STRENGTH	TEAM	ADJ.	CONF.	ADJ CONF.
Average RPI Loss:	71	RECORD	PCT. RANK	GAMES	SCHEDULE	OF SCHEDULE	RPI	RPI	RPI	RPI
DIV. I ONLY	11- 4	53	8- 1	277	114	128	128	21	21	
DIV. I NON-CONF.	6- 3	86	3- 2	253	66	150	150	23	23	
TOTALS	RPI 1-25	RPI 26-50	W-L RECORDS	RPI 51-100	RPI 101-150	RPI 150+				
11- 4	0- 0	0- 1	OVERALL	1- 2	0- 1	10- 0				
6- 1	0- 0	0- 0	HOME	0- 1	0- 0	6- 0				
5- 1	0- 0	0- 0	AWAY	1- 0	0- 1	4- 0				
0- 2	0- 0	0- 1	NEUTRAL	0- 1	0- 0	0- 0				
6- 3	0- 0	0- 1	NON-CONFERENCE	1- 2	0- 0	5- 0				
3- 1	0- 0	0- 0	HOME	0- 1	0- 0	3- 0				
3- 0	0- 0	0- 0	AWAY	1- 0	0- 0	2- 0				
0- 2	0- 0	0- 1	NEUTRAL	0- 1	0- 0	0- 0				
5- 1	0- 0	0- 0	CONFERENCE	0- 0	0- 1	5- 0				
3- 0	0- 0	0- 0	HOME	0- 0	0- 0	3- 0				
2- 1	0- 0	0- 0	AWAY	0- 0	0- 1	2- 0				
0- 0	0- 0	0- 0	NEUTRAL	0- 0	0- 0	0- 0				

RPI S	Opponent	Score	RPI S	Opponent	Score	RPI S	Opponent	Score	RPI S	Opponent	Score	Team's RPI: 128
39 N	Minnesota	55 79	53 H	Colorado	59 63	130 A	Fresno St.	50 60	187 A	San Diego St.	64 61	
			63 N	Chattanooga	57 59	198 H	Utah St.	88 78	217 H	New Mexico	62 50	
			75 A	Hawaii	65 60	221 H	San Jose St.	101 60	224 H	Drake	92 77	
						225 A	Illinois St.	76 61	246 H	Loyola Marymount	70 68	
						282 A	Denver	86 78	302 H	Weber St.	59 54	
						342 A	Air Force	87 49				
LAST 12 Division I GAMES:												
342 A	Air Force	87 49	302 H	Weber St.	59 54							
198 H	Utah St.	88 78	282 A	Denver	86 78							
130 A	Fresno St.	50 60	246 H	Loyola Marymount	70 68							
221 H	San Jose St.	101 60	63 N	Chattanooga	57 59							
217 H	New Mexico	62 50	39 N	Minnesota	55 79							
187 A	San Diego St.	64 61	75 A	Hawaii	65 60							

Non-Div I Games: UC-Colo. Springs 87 82 South Dakota Mines 67 47

Colorado St.

■ Loss, 
 ■ Non-Conf, S Site, 
 ■ Home 
 ■ Away 
 N Neutral



Average RPI Win:	211	WON-LOST	WINNING	LAST 10	STRENGTH OF	OPP. STRENGTH	TEAM	ADJ.	CONF.	ADJ CONF.
Average RPI Loss:	104	RECORD	PCT. RANK	GAMES	SCHEDULE	OF SCHEDULE	RPI	RPI	RPI	RPI
DIV. I ONLY	12- 5	69	7- 3	259	152	129	129	10	10	
DIV. I NON-CONF.	7- 4	95	4- 2	288	178	161	161	10	10	
TOTALS	RPI 1-25	RPI 26-50	W-L RECORDS	RPI 51-100	RPI 101-150	RPI 150+				
12- 5	0- 0	0- 0	OVERALL	2- 3	2- 1	8- 1				
7- 2	0- 0	0- 0	HOME	1- 0	1- 1	5- 1				
5- 3	0- 0	0- 0	AWAY	1- 3	1- 0	3- 0				
0- 0	0- 0	0- 0	NEUTRAL	0- 0	0- 0	0- 0				
7- 4	0- 0	0- 0	NON-CONFERENCE	2- 3	0- 0	5- 1				
4- 1	0- 0	0- 0	HOME	1- 0	0- 0	3- 1				
3- 3	0- 0	0- 0	AWAY	1- 3	0- 0	2- 0				
0- 0	0- 0	0- 0	NEUTRAL	0- 0	0- 0	0- 0				
5- 1	0- 0	0- 0	CONFERENCE	0- 0	2- 1	3- 0				
3- 1	0- 0	0- 0	HOME	0- 0	1- 1	2- 0				
2- 0	0- 0	0- 0	AWAY	0- 0	1- 0	1- 0				
0- 0	0- 0	0- 0	NEUTRAL	0- 0	0- 0	0- 0				

RPI 1-25				RPI 26-50				RPI 51-100				RPI 101+				Team's RPI: 129	
RPI	S	Opponent	Score	RPI	S	Opponent	Score	RPI	S	Opponent	Score	RPI	S	Opponent	Score		
								56	A	Fordham	62	66	116	H	Bucknell	77	40
								70	A	Quinnipiac	66	68	126	A	Lafayette	72	57
								83	H	Drexel	47	41	136	H	Holy Cross	60	63
								84	A	George Washington	64	77	170	H	Colgate	72	55
								93	A	Hampton	58	46	172	H	Mt. St. Mary's	61	64
													200	H	Lehigh	70	61
													220	A	Coppin St.	64	42
													253	A	Loyola Maryland	52	34
													291	H	Massachusetts	82	59
													298	H	Dartmouth	77	54
													331	H	UMES	76	69
													347	A	UMBC	60	39
LAST 12 Division I GAMES:																	
				126	A	Lafayette	72	57					84	A	George Washington	64	77
				200	H	Lehigh	70	61					220	A	Coppin St.	64	42
				170	H	Colgate	72	55					172	H	Mt. St. Mary's	61	64
				253	A	Loyola Maryland	52	34					83	H	Drexel	47	41
				136	H	Holy Cross	60	63					93	A	Hampton	58	46
				116	H	Bucknell	77	40					298	H	Dartmouth	77	54

Non-Div I Games:

American

■ Loss, 
 ■ Non-Conf, 
 ■ S Site, 
 ■ H Home 
 ■ A Away 
 N Neutral

Average RPI Win:	217	WON-LOST	WINNING	LAST 10	STRENGTH OF	OPP. STRENGTH	TEAM	ADJ.	CONF.	ADJ CONF.
Average RPI Loss:	103	RECORD	PCT. RANK	GAMES	SCHEDULE	OF SCHEDULE	RPI	RPI	RPI	RPI
DIV. I ONLY	9- 6	108	7- 3	137	148	130	130	21	21	
DIV. I NON-CONF.	4- 5	187	2- 3	58	70	139	139	23	23	
TOTALS	RPI 1-25	RPI 26-50	W-L RECORDS	RPI 51-100	RPI 101-150	RPI 150+				
9- 6	0- 1	0- 1	OVERALL	1- 1	1- 1	7- 2				
4- 4	0- 1	0- 1	HOME	1- 0	1- 0	2- 2				
4- 2	0- 0	0- 0	AWAY	0- 1	0- 1	4- 0				
1- 0	0- 0	0- 0	NEUTRAL	0- 0	0- 0	1- 0				
4- 5	0- 1	0- 1	NON-CONFERENCE	1- 1	0- 1	3- 1				
2- 3	0- 1	0- 1	HOME	1- 0	0- 0	1- 1				
1- 2	0- 0	0- 0	AWAY	0- 1	0- 1	1- 0				
1- 0	0- 0	0- 0	NEUTRAL	0- 0	0- 0	1- 0				
5- 1	0- 0	0- 0	CONFERENCE	0- 0	1- 0	4- 1				
2- 1	0- 0	0- 0	HOME	0- 0	1- 0	1- 1				
3- 0	0- 0	0- 0	AWAY	0- 0	0- 0	3- 0				
0- 0	0- 0	0- 0	NEUTRAL	0- 0	0- 0	0- 0				

RPI 1-25				RPI 26-50				RPI 51-100				RPI 101+ Team's RPI: 130			
RPI	S	Opponent	Score	RPI	S	Opponent	Score	RPI	S	Opponent	Score	RPI	S	Opponent	Score
2	H	Stanford	54 86	40	H	Southern California	54 63	52	A	Washington St.	79 92	127	A	Seton Hall	58 64
								100	H	Portland	76 67	128	H	Colorado St.	60 50
												153	N	Liberty	70 66
												187	H	San Diego St.	69 70
												210	H	San Francisco	47 76
												217	A	New Mexico	75 73
												228	A	Cal St. Fullerton	68 57
												234	A	UNLV	79 63
												273	H	Boise St.	72 63
												277	H	Santa Clara	69 49
												342	A	Air Force	77 43
LAST 12 Division I GAMES:															
217	A	New Mexico	75 73	2	H	Stanford	54 86	210	H	San Francisco	47 76				
187	H	San Diego St.	69 70					100	H	Portland	76 67				
128	H	Colorado St.	60 50					277	H	Santa Clara	69 49				
342	A	Air Force	77 43					127	A	Seton Hall	58 64				
273	H	Boise St.	72 63					153	N	Liberty	70 66				
234	A	UNLV	79 63												

Non-Div I Games: UC Merced 74 50 San Diego Christian82 28

Fresno St.

Loss, Non-Conf, S Site, H Home A Away N Neutral

Average RPI Win:	251	WON-LOST	WINNING	LAST 10	STRENGTH OF	OPP. STRENGTH	TEAM	ADJ.	CONF.	ADJ CONF.
Average RPI Loss:	89	RECORD	PCT. RANK	GAMES	SCHEDULE	OF SCHEDULE	RPI	RPI	RPI	RPI
DIV. I ONLY	7- 8	186	4- 5	89	223	131	131	13	13	
DIV. I NON-CONF.	4- 6	210	1- 5	19	256	81	81	12	12	
TOTALS	RPI 1-25	RPI 26-50	W-L RECORDS	RPI 51-100	RPI 101-150	RPI 150+				
7- 8	0- 2	0- 1	OVERALL	0- 1	0- 2	7- 2				
3- 1	0- 0	0- 0	HOME	0- 0	0- 1	3- 0				
3- 5	0- 1	0- 1	AWAY	0- 1	0- 0	3- 2				
1- 2	0- 1	0- 0	NEUTRAL	0- 0	0- 1	1- 0				
4- 6	0- 2	0- 1	NON-CONFERENCE	0- 1	0- 1	4- 1				
1- 0	0- 0	0- 0	HOME	0- 0	0- 0	1- 0				
2- 4	0- 1	0- 1	AWAY	0- 1	0- 0	2- 1				
1- 2	0- 1	0- 0	NEUTRAL	0- 0	0- 1	1- 0				
3- 2	0- 0	0- 0	CONFERENCE	0- 0	0- 1	3- 1				
2- 1	0- 0	0- 0	HOME	0- 0	0- 1	2- 0				
1- 1	0- 0	0- 0	AWAY	0- 0	0- 0	1- 1				
0- 0	0- 0	0- 0	NEUTRAL	0- 0	0- 0	0- 0				

RPI 1-25				RPI 26-50				RPI 51-100				RPI 101+ Team's RPI: 131			
RPI	S	Opponent	Score	RPI	S	Opponent	Score	RPI	S	Opponent	Score	RPI	S	Opponent	Score
5	A	Louisville	33 90	44	A	James Madison	33 56	81	A	East Carolina	47 76	111	N	Ill.-Chicago	67 76
18	N	Maryland	60 84									115	H	Ball St.	63 79
												151	A	Cleveland St.	64 76
												166	H	Xavier	94 88
												183	A	Northern Ill.	51 74
												212	H	Western Mich.	70 53
												237	A	Eastern Ky.	60 52
												243	H	Miami (OH)	97 79
												245	A	Morehead St.	64 56
												310	A	Kent St.	76 59
												347	N	UMBC	84 36
LAST 12 Division I GAMES:															
115	H	Ball St.	63 79	44	A	James Madison	33 56	81	A	East Carolina	47 76	151	A	Cleveland St.	64 76
310	A	Kent St.	76 59					18	N	Maryland	60 84	111	N	Ill.-Chicago	67 76
212	H	Western Mich.	70 53					237	A	Eastern Ky.	60 52				
243	H	Miami (OH)	97 79												
183	A	Northern Ill.	51 74												
347	N	UMBC	84 36												

Non-Div I Games: Notre Dame (OH) 72 55

Ohio

  Loss, 
  Non-Conf, 
  S Site, 
  H Home 
  A Away 
N Neutral

Average RPI Win:	236	WON-LOST	WINNING	LAST 10	STRENGTH OF	OPP. STRENGTH	TEAM	ADJ.	CONF.	ADJ CONF.
Average RPI Loss:	114	RECORD	PCT. RANK	GAMES	SCHEDULE	OF SCHEDULE	RPI	RPI	RPI	RPI
DIV. I ONLY	11- 5	75	7- 3	230	192	132	132	26	26	
DIV. I NON-CONF.	8- 3	67	5- 2	185	162	89	89	26	26	
TOTALS	RPI 1-25	RPI 26-50	W-L RECORDS	RPI 51-100	RPI 101-150	RPI 150+				
11- 5	0- 2	0- 0	OVERALL	0- 0	1- 2	10- 1				
6- 2	0- 1	0- 0	HOME	0- 0	0- 1	6- 0				
3- 3	0- 1	0- 0	AWAY	0- 0	0- 1	3- 1				
2- 0	0- 0	0- 0	NEUTRAL	0- 0	1- 0	1- 0				
8- 3	0- 2	0- 0	NON-CONFERENCE	0- 0	1- 1	7- 0				
4- 1	0- 1	0- 0	HOME	0- 0	0- 0	4- 0				
2- 2	0- 1	0- 0	AWAY	0- 0	0- 1	2- 0				
2- 0	0- 0	0- 0	NEUTRAL	0- 0	1- 0	1- 0				
3- 2	0- 0	0- 0	CONFERENCE	0- 0	0- 1	3- 1				
2- 1	0- 0	0- 0	HOME	0- 0	0- 1	2- 0				
1- 1	0- 0	0- 0	AWAY	0- 0	0- 0	1- 1				
0- 0	0- 0	0- 0	NEUTRAL	0- 0	0- 0	0- 0				

RPI 1-25				RPI 26-50				RPI 51-100				RPI 101+ Team's RPI: 132			
RPI	S	Opponent	Score	RPI	S	Opponent	Score	RPI	S	Opponent	Score	RPI	S	Opponent	Score
5	H	Louisville	61 74									115	A	Ball St.	77 85
12	A	Vanderbilt	60 85									134	H	Arkansas St.	64 67
												145	N	Georgetown	57 55
												188	H	UALR	65 39
												196	A	Northern Ky.	74 64
												223	H	Georgia St.	80 59
												229	N	Belmont	66 46
												233	H	Austin Peay	78 75
												245	H	Morehead St.	65 52
												264	H	Jackson St.	83 48
												284	H	Murray St.	86 63
												286	A	Troy	86 69
												303	A	South Ala.	65 74
												308	A	Southeast Mo. St.	90 75
LAST 12 Division I GAMES:															
134	H	Arkansas St.	64 67	229	N	Belmont	66 46								
188	H	UALR	65 39	264	H	Jackson St.	83 48								
223	H	Georgia St.	80 59	115	A	Ball St.	77 85								
286	A	Troy	86 69	245	H	Morehead St.	65 52								
303	A	South Ala.	65 74	5	H	Louisville	61 74								
145	N	Georgetown	57 55	196	A	Northern Ky.	74 64								

Non-Div I Games:

Western Ky.

■ Loss, 
■ Non-Conf, 
■ S Site, 
■ H Home 
■ A Away 
N Neutral

## Wyoming

Through Games Of Jan. 19, 2014

Average RPI Win: <b>210</b>	WON-LOST	WINNING	LAST 10	STRENGTH OF	OPP. STRENGTH	TEAM	ADJ.	CONF.	ADJ CONF.
Average RPI Loss: <b>165</b>	RECORD	PCT. RANK	GAMES	SCHEDULE	OF SCHEDULE	RPI	RPI	RPI	RPI
DIV. I ONLY	10- 4	67	7- 3	270	180	133	133	21	21
DIV. I NON-CONF.	8- 2	53	6- 2	266	158	103	103	23	23
TOTALS	RPI 1-25	RPI 26-50	W-L RECORDS	RPI 51-100	RPI 101-150	RPI 150+			
10- 4	0- 0	0- 0	OVERALL	0- 1	3- 0	7- 3			
6- 1	0- 0	0- 0	HOME	0- 1	2- 0	4- 0			
2- 3	0- 0	0- 0	AWAY	0- 0	1- 0	1- 3			
2- 0	0- 0	0- 0	NEUTRAL	0- 0	0- 0	2- 0			
8- 2	0- 0	0- 0	NON-CONFERENCE	0- 1	3- 0	5- 1			
4- 1	0- 0	0- 0	HOME	0- 1	2- 0	2- 0			
2- 1	0- 0	0- 0	AWAY	0- 0	1- 0	1- 1			
2- 0	0- 0	0- 0	NEUTRAL	0- 0	0- 0	2- 0			
2- 2	0- 0	0- 0	CONFERENCE	0- 0	0- 0	2- 2			
2- 0	0- 0	0- 0	HOME	0- 0	0- 0	2- 0			
0- 2	0- 0	0- 0	AWAY	0- 0	0- 0	0- 2			
0- 0	0- 0	0- 0	NEUTRAL	0- 0	0- 0	0- 0			

RPI 1-25				RPI 26-50				RPI 51-100				RPI 101+				Team's RPI: 133	
RPI	S	Opponent	Score	RPI	S	Opponent	Score	RPI	S	Opponent	Score	RPI	S	Opponent	Score		
								53	H	Colorado	59	63	113	H	Montana St.	72	62
													114	A	Idaho	72	64
													115	H	Ball St.	71	51
													154	H	Montana	79	65
													168	A	South Dakota	78	82
													217	A	New Mexico	65	75
													219	H	Nevada	72	64
													221	A	San Jose St.	68	74
													235	H	Pepperdine	84	64
													273	H	Boise St.	55	48
													282	A	Denver	73	70
													294	N	North Dakota St.	72	69
													299	N	SIU Edwardsville	87	63
LAST 12 Division I GAMES:																	
				221	A	San Jose St.	68	74		115	H	Ball St.	71	51			
				273	H	Boise St.	55	48		294	N	North Dakota St.	72	69			
				217	A	New Mexico	65	75		299	N	SIU Edwardsville	87	63			
				219	H	Nevada	72	64		53	H	Colorado	59	63			
				114	A	Idaho	72	64		168	A	South Dakota	78	82			
				154	H	Montana	79	65		235	H	Pepperdine	84	64			

Non-Div I Games: Mont. St.-Northern 71 57

Wyoming

■ Loss, 
 ■ Non-Conf, 
 ■ S Site, 
 ■ H Home 
 ■ A Away 
 N Neutral

Average RPI Win:	250	WON-LOST	WINNING	LAST 10	STRENGTH OF	OPP. STRENGTH	TEAM	ADJ.	CONF.	ADJ CONF.
Average RPI Loss:	82	RECORD	PCT. RANK	GAMES	SCHEDULE	OF SCHEDULE	RPI	RPI	RPI	RPI
DIV. I ONLY	11- 7	101	7- 3	200	124	134	134	26	26	
DIV. I NON-CONF.	6- 6	148	2- 4	88	85	113	113	26	26	
TOTALS	RPI 1-25	RPI 26-50	W-L RECORDS	RPI 51-100	RPI 101-150	RPI 150+				
11- 7	0- 3	0- 0	OVERALL	0- 2	2- 1	9- 1				
5- 2	0- 0	0- 0	HOME	0- 1	1- 0	4- 1				
6- 2	0- 1	0- 0	AWAY	0- 1	1- 0	5- 0				
0- 3	0- 2	0- 0	NEUTRAL	0- 0	0- 1	0- 0				
6- 6	0- 3	0- 0	NON-CONFERENCE	0- 2	1- 1	5- 0				
3- 1	0- 0	0- 0	HOME	0- 1	1- 0	2- 0				
3- 2	0- 1	0- 0	AWAY	0- 1	0- 0	3- 0				
0- 3	0- 2	0- 0	NEUTRAL	0- 0	0- 1	0- 0				
5- 1	0- 0	0- 0	CONFERENCE	0- 0	1- 0	4- 1				
2- 1	0- 0	0- 0	HOME	0- 0	0- 0	2- 1				
3- 0	0- 0	0- 0	AWAY	0- 0	1- 0	2- 0				
0- 0	0- 0	0- 0	NEUTRAL	0- 0	0- 0	0- 0				

RPI S	Opponent	Score	RPI S	Opponent	Score	RPI S	Opponent	Score	RPI S	Opponent	Score	Team's RPI: 134
7 N	Arizona St.	66 69				67 A	Wichita St.	47 66	132 A	Western Ky.	67 64	
22 N	North Carolina	60 93				87 H	UT Martin	66 75	135 H	Missouri St.	79 61	
25 A	Texas A&M	62 80							143 N	Illinois	54 70	
									214 A	Louisiana Tech	91 68	
									223 H	Georgia St.	74 76	
									233 A	Austin Peay	79 69	
									257 A	Texas St.	87 71	
									269 H	Tennessee Tech	90 75	
									276 A	Central Ark.	73 61	
									286 H	Troy	74 65	
									303 H	South Ala.	73 60	
									310 H	Kent St.	92 61	
									332 A	Texas-Arlington	66 62	
LAST 12 Division I GAMES:												
132 A	Western Ky.	67 64	25 A	Texas A&M	62 80							
223 H	Georgia St.	74 76	276 A	Central Ark.	73 61							
303 H	South Ala.	73 60	269 H	Tennessee Tech	90 75							
286 H	Troy	74 65	67 A	Wichita St.	47 66							
257 A	Texas St.	87 71	7 N	Arizona St.	66 69							
332 A	Texas-Arlington	66 62	143 N	Illinois	54 70							

Non-Div I Games:

Arkansas St.

■ Loss, 
■ Non-Conf, 
■ S Site, 
■ H Home 
■ A Away 
N Neutral

Average RPI Win:	214	WON-LOST	WINNING	LAST 10	STRENGTH OF	OPP. STRENGTH	TEAM	ADJ.	CONF.	ADJ CONF.
Average RPI Loss:	112	RECORD	PCT. RANK	GAMES	SCHEDULE	OF SCHEDULE	RPI	RPI	RPI	RPI
DIV. I ONLY	7- 8	186	6- 4	74	225	135	135	19	19	
DIV. I NON-CONF.	5- 6	173	4- 4	41	236	119	119	17	17	
TOTALS	RPI 1-25	RPI 26-50	W-L RECORDS	RPI 51-100	RPI 101-150	RPI 150+				
7- 8	0- 1	0- 0	OVERALL	0- 3	1- 2	6- 2				
5- 2	0- 0	0- 0	HOME	0- 2	1- 0	4- 0				
2- 6	0- 1	0- 0	AWAY	0- 1	0- 2	2- 2				
0- 0	0- 0	0- 0	NEUTRAL	0- 0	0- 0	0- 0				
5- 6	0- 1	0- 0	NON-CONFERENCE	0- 2	1- 2	4- 1				
4- 1	0- 0	0- 0	HOME	0- 1	1- 0	3- 0				
1- 5	0- 1	0- 0	AWAY	0- 1	0- 2	1- 1				
0- 0	0- 0	0- 0	NEUTRAL	0- 0	0- 0	0- 0				
2- 2	0- 0	0- 0	CONFERENCE	0- 1	0- 0	2- 1				
1- 1	0- 0	0- 0	HOME	0- 1	0- 0	1- 0				
1- 1	0- 0	0- 0	AWAY	0- 0	0- 0	1- 1				
0- 0	0- 0	0- 0	NEUTRAL	0- 0	0- 0	0- 0				

RPI 1-25				RPI 26-50				RPI 51-100				RPI 101+ Team's RPI: 135			
RPI	S	Opponent	Score	RPI	S	Opponent	Score	RPI	S	Opponent	Score	RPI	S	Opponent	Score
5	A	Louisville	49 91					57	A	Arkansas	44 78	107	H	Missouri	67 53
								67	H	Wichita St.	68 98	117	A	IUPUI	65 76
								70	H	Quinnipiac	65 75	134	A	Arkansas St.	61 79
												174	H	Lamar	87 60
												188	H	UALR	72 68
												209	A	Loyola Chicago	61 63
												224	H	Drake	89 66
												237	A	Eastern Ky.	61 65
												248	A	North Texas	85 79
												250	A	Bradley	85 56
												308	H	Southeast Mo. St.	77 66
LAST 12 Division I GAMES:															
224	H	Drake	89 66	107	H	Missouri	67 53								
209	A	Loyola Chicago	61 63	174	H	Lamar	87 60								
250	A	Bradley	85 56	237	A	Eastern Ky.	61 65								
67	H	Wichita St.	68 98	5	A	Louisville	49 91								
248	A	North Texas	85 79	70	H	Quinnipiac	65 75								
308	H	Southeast Mo. St.	77 66	57	A	Arkansas	44 78								

Non-Div I Games:

Missouri St.

■ Loss, 
■ Non-Conf, 
S Site, 
■ Home 
■ Away 
N Neutral

## Holy Cross

Through Games Of Jan. 19, 2014

Average RPI Win:	222	WON-LOST	WINNING	LAST 10	STRENGTH OF	OPP. STRENGTH	TEAM	ADJ.	CONF.	ADJ CONF.
Average RPI Loss:	93	RECORD	PCT. RANK	GAMES	SCHEDULE	OF SCHEDULE	RPI	RPI	RPI	RPI
DIV. I ONLY	11- 6	90	5- 5	217	144	136	136	10	10	
DIV. I NON-CONF.	8- 3	67	3- 3	270	131	127	127	10	10	
TOTALS	RPI 1-25	RPI 26-50	W-L RECORDS	RPI 51-100	RPI 101-150	RPI 150+				
11- 6	0- 0	0- 1	OVERALL	1- 3	1- 1	9- 1				
6- 3	0- 0	0- 0	HOME	1- 2	0- 1	5- 0				
4- 3	0- 0	0- 1	AWAY	0- 1	1- 0	3- 1				
1- 0	0- 0	0- 0	NEUTRAL	0- 0	0- 0	1- 0				
8- 3	0- 0	0- 1	NON-CONFERENCE	1- 2	0- 0	7- 0				
5- 1	0- 0	0- 0	HOME	1- 1	0- 0	4- 0				
2- 2	0- 0	0- 1	AWAY	0- 1	0- 0	2- 0				
1- 0	0- 0	0- 0	NEUTRAL	0- 0	0- 0	1- 0				
3- 3	0- 0	0- 0	CONFERENCE	0- 1	1- 1	2- 1				
1- 2	0- 0	0- 0	HOME	0- 1	0- 1	1- 0				
2- 1	0- 0	0- 0	AWAY	0- 0	1- 0	1- 1				
0- 0	0- 0	0- 0	NEUTRAL	0- 0	0- 0	0- 0				

RPI	S	Opponent	Score	RPI	S	Opponent	Score	RPI	S	Opponent	Score	RPI	S	Opponent	Score	Team's RPI: 136
28	A	Iowa St.	50	72	56	H	Fordham	49	75	116	H	Bucknell	79	83		
					66	A	Boston College	60	77	129	A	American	63	60		
					70	H	Quinnipiac	84	71	167	H	Northeastern	70	62		
					94	H	Army	57	70	170	A	Colgate	70	65		
										195	H	Boston U.	69	59		
										200	A	Lehigh	82	87		
										261	N	Saint Louis	51	49		
										262	H	Bryant	75	55		
										288	A	Manhattan	74	58		
										291	H	Massachusetts	76	54		
										298	H	Dartmouth	84	59		
										312	A	UMass Lowell	92	69		
LAST 12 Division I GAMES:																
200	A	Lehigh	82	87	261	N	Saint Louis	51	49							
94	H	Army	57	70	28	A	Iowa St.	50	72							
116	H	Bucknell	79	83	66	A	Boston College	60	77							
170	A	Colgate	70	65	70	H	Quinnipiac	84	71							
129	A	American	63	60	56	H	Fordham	49	75							
195	H	Boston U.	69	59	167	H	Northeastern	70	62							

Non-Div I Games:

Holy Cross

■ Loss, 
 ■ Non-Conf, 
 ■ S Site, 
 ■ H Home 
 ■ A Away 
 N Neutral



Delaware

Through Games Of Jan. 19, 2014

Average RPI Win:	251	WON-LOST	WINNING	LAST 10	STRENGTH OF	OPP. STRENGTH	TEAM	ADJ.	CONF.	ADJ CONF.
Average RPI Loss:	46	RECORD	PCT. RANK	GAMES	SCHEDULE	OF SCHEDULE	RPI	RPI	RPI	RPI
DIV. I ONLY	11- 5	75	6- 4	259	110	137	137	12	12	
DIV. I NON-CONF.	8- 3	67	5- 2	208	181	110	110	11	11	
TOTALS	RPI 1-25	RPI 26-50	W-L RECORDS	RPI 51-100	RPI 101-150	RPI 150+				
11- 5	0- 1	0- 3	OVERALL	0- 1	1- 0	10- 0				
4- 3	0- 1	0- 1	HOME	0- 1	1- 0	3- 0				
4- 2	0- 0	0- 2	AWAY	0- 0	0- 0	4- 0				
3- 0	0- 0	0- 0	NEUTRAL	0- 0	0- 0	3- 0				
8- 3	0- 1	0- 2	NON-CONFERENCE	0- 0	1- 0	7- 0				
2- 2	0- 1	0- 1	HOME	0- 0	1- 0	1- 0				
3- 1	0- 0	0- 1	AWAY	0- 0	0- 0	3- 0				
3- 0	0- 0	0- 0	NEUTRAL	0- 0	0- 0	3- 0				
3- 2	0- 0	0- 1	CONFERENCE	0- 1	0- 0	3- 0				
2- 1	0- 0	0- 0	HOME	0- 1	0- 0	2- 0				
1- 1	0- 0	0- 1	AWAY	0- 0	0- 0	1- 0				
0- 0	0- 0	0- 0	NEUTRAL	0- 0	0- 0	0- 0				

RPI S	Opponent	Score	RPI S	Opponent	Score	RPI S	Opponent	Score	RPI S	Opponent	Score	Team's RPI: 137
14	H St. John's (NY)	58 61	42	H Temple	58 70	83	H Drexel	52 61	144	H Wake Forest	71 61	
			44	A James Madison	51 87				161	H Hofstra	71 66	
			46	A Princeton	80 84				200	A Lehigh	77 64	
									207	N Youngstown St.	69 48	
									260	A Rider	65 54	
									278	N Howard	69 44	
									283	H UNC Wilmington	65 44	
									289	A William & Mary	57 39	
									299	N SIU Edwardsville	71 42	
									322	H Monmouth	72 58	
									323	A Rhode Island	64 43	
LAST 12 Division I GAMES:												
83	H Drexel	52 61	200	A Lehigh	77 64							
283	H UNC Wilmington	65 44	207	N Youngstown St.	69 48							
44	A James Madison	51 87	46	A Princeton	80 84							
289	A William & Mary	57 39	278	N Howard	69 44							
161	H Hofstra	71 66	299	N SIU Edwardsville	71 42							
14	H St. John's (NY)	58 61	260	A Rider	65 54							

Non-Div I Games:

Delaware

Loss, Non-Conf, S Site, H Home A Away N Neutral

## Fairfield

Through Games Of Jan. 19, 2014

Average RPI Win:	228	WON-LOST	WINNING	LAST 10	STRENGTH OF	OPP. STRENGTH	TEAM	ADJ.	CONF.	ADJ CONF.
Average RPI Loss:	110	RECORD	PCT. RANK	GAMES	SCHEDULE	OF SCHEDULE	RPI	RPI	RPI	RPI
DIV. I ONLY	10- 7	112	6- 4	145	179	138	138	18	18	
DIV. I NON-CONF.	5- 4	132	2- 2	113	185	121	121	16	16	
TOTALS	RPI 1-25	RPI 26-50	W-L RECORDS	RPI 51-100	RPI 101-150	RPI 150+				
10- 7	0- 1	0- 2	OVERALL	1- 2	1- 0	8- 2				
4- 4	0- 0	0- 2	HOME	1- 1	0- 0	3- 1				
3- 3	0- 1	0- 0	AWAY	0- 1	0- 0	3- 1				
3- 0	0- 0	0- 0	NEUTRAL	0- 0	1- 0	2- 0				
5- 4	0- 1	0- 0	NON-CONFERENCE	0- 2	1- 0	4- 1				
1- 2	0- 0	0- 0	HOME	0- 1	0- 0	1- 1				
1- 2	0- 1	0- 0	AWAY	0- 1	0- 0	1- 0				
3- 0	0- 0	0- 0	NEUTRAL	0- 0	1- 0	2- 0				
5- 3	0- 0	0- 2	CONFERENCE	1- 0	0- 0	4- 1				
3- 2	0- 0	0- 2	HOME	1- 0	0- 0	2- 0				
2- 1	0- 0	0- 0	AWAY	0- 0	0- 0	2- 1				
0- 0	0- 0	0- 0	NEUTRAL	0- 0	0- 0	0- 0				

RPI 1-25				RPI 26-50				RPI 51-100				RPI 101+ Team's RPI: 138			
RPI	S	Opponent	Score	RPI	S	Opponent	Score	RPI	S	Opponent	Score	RPI	S	Opponent	Score
13	A	Gonzaga	42 82	41	H	Marist	36 60	59	H	Oklahoma	51 79	147	N	UAB	59 54
				50	H	Iona	59 64	70	H	Quinnipiac	72 71	178	H	La Salle	64 59
								86	A	St. Bonaventure	59 74	200	H	Lehigh	67 73
												236	H	Siena	66 65
												251	N	Maine	80 59
												256	A	A&M-Corpus Christi	58 55
												260	A	Rider	67 61
												279	H	Niagara	81 77
												288	A	Manhattan	58 49
												315	N	Morgan St.	75 46
												322	A	Monmouth	57 62
LAST 12 Division I GAMES:															
50	H	Iona	59 64	279	H	Niagara	81 77								
236	H	Siena	66 65	260	A	Rider	67 61								
41	H	Marist	36 60	59	H	Oklahoma	51 79								
288	A	Manhattan	58 49	251	N	Maine	80 59								
70	H	Quinnipiac	72 71	315	N	Morgan St.	75 46								
322	A	Monmouth	57 62	13	A	Gonzaga	42 82								

Non-Div I Games:

Fairfield

  Loss, 
  Non-Conf, 
S Site, 
  Home 
  Away 
N Neutral

Average RPI Win:	246	WON-LOST	WINNING	LAST 10	STRENGTH OF	OPP. STRENGTH	TEAM	ADJ.	CONF.	ADJ CONF.
Average RPI Loss:	68	RECORD	PCT. RANK	GAMES	SCHEDULE	OF SCHEDULE	RPI	RPI	RPI	RPI
DIV. I ONLY	7- 9	201	1- 8	68	115	139	139	6	6	
DIV. I NON-CONF.	6- 4	114	2- 3	121	294	134	134	5	5	
TOTALS	RPI 1-25	RPI 26-50	W-L RECORDS	RPI 51-100	RPI 101-150	RPI 150+				
7- 9	0- 2	0- 3	OVERALL	0- 1	0- 2	7- 1				
4- 5	0- 1	0- 2	HOME	0- 1	0- 1	4- 0				
3- 4	0- 1	0- 1	AWAY	0- 0	0- 1	3- 1				
0- 0	0- 0	0- 0	NEUTRAL	0- 0	0- 0	0- 0				
6- 4	0- 0	0- 2	NON-CONFERENCE	0- 0	0- 1	6- 1				
4- 2	0- 0	0- 2	HOME	0- 0	0- 0	4- 0				
2- 2	0- 0	0- 0	AWAY	0- 0	0- 1	2- 1				
0- 0	0- 0	0- 0	NEUTRAL	0- 0	0- 0	0- 0				
1- 5	0- 2	0- 1	CONFERENCE	0- 1	0- 1	1- 0				
0- 3	0- 1	0- 0	HOME	0- 1	0- 1	0- 0				
1- 2	0- 1	0- 1	AWAY	0- 0	0- 0	1- 0				
0- 0	0- 0	0- 0	NEUTRAL	0- 0	0- 0	0- 0				

RPI S Opponent	Score	RPI S Opponent	Score	RPI S Opponent	Score	RPI S Opponent	Score	Team's RPI: 139
3 H UConn	49 77	29 H Middle Tenn.	51 63	78 H South Fla.	38 63	108 A Charlotte	52 62	
5 A Louisville	56 75	42 A Temple	54 75			140 H Memphis	52 88	
		50 H Iona	66 78			158 A Fla. Atlantic	69 82	
						193 H FIU	71 66	
						208 A Oakland	57 54	
						223 A Georgia St.	85 77	
						252 A Houston	67 59	
						272 H Central Conn. St.	65 51	
						278 H Howard	65 45	
						299 H SIU Edwardsville	68 43	
LAST 12 Division I GAMES:								
78 H South Fla.	38 63	50 H Iona	66 78					
5 A Louisville	56 75	29 H Middle Tenn.	51 63					
140 H Memphis	52 88	158 A Fla. Atlantic	69 82					
42 A Temple	54 75	299 H SIU Edwardsville	68 43					
3 H UConn	49 77	278 H Howard	65 45					
252 A Houston	67 59	108 A Charlotte	52 62					

Non-Div I Games: Flagler 84 79

UCF

Loss, Non-Conf, S Site, H Home A Away N Neutral

Average RPI Win:	203	WON-LOST	WINNING	LAST 10	STRENGTH OF	OPP. STRENGTH	TEAM	ADJ.	CONF.	ADJ CONF.
Average RPI Loss:	85	RECORD	PCT. RANK	GAMES	SCHEDULE	OF SCHEDULE	RPI	RPI	RPI	RPI
DIV. I ONLY	10- 8	130	7- 3	126	89	140	140	6	6	
DIV. I NON-CONF.	7- 5	121	4- 2	212	165	175	175	5	5	
TOTALS	RPI 1-25	RPI 26-50	W-L RECORDS	RPI 51-100	RPI 101-150	RPI 150+				
10- 8	0- 3	0- 2	OVERALL	1- 1	3- 0	6- 2				
7- 3	0- 1	0- 1	HOME	1- 0	1- 0	5- 1				
3- 2	0- 0	0- 0	AWAY	0- 1	2- 0	1- 1				
0- 3	0- 2	0- 1	NEUTRAL	0- 0	0- 0	0- 0				
7- 5	0- 2	0- 1	NON-CONFERENCE	0- 0	2- 0	5- 2				
5- 1	0- 0	0- 0	HOME	0- 0	1- 0	4- 1				
2- 1	0- 0	0- 0	AWAY	0- 0	1- 0	1- 1				
0- 3	0- 2	0- 1	NEUTRAL	0- 0	0- 0	0- 0				
3- 3	0- 1	0- 1	CONFERENCE	1- 1	1- 0	1- 0				
2- 2	0- 1	0- 1	HOME	1- 0	0- 0	1- 0				
1- 1	0- 0	0- 0	AWAY	0- 1	1- 0	0- 0				
0- 0	0- 0	0- 0	NEUTRAL	0- 0	0- 0	0- 0				

RPI	S	Opponent	Score	RPI	S	Opponent	Score	RPI	S	Opponent	Score	RPI	S	Opponent	Score	Team's RPI: 140
3	H	UConn	49 90	27	N	Texas	36 65	55	H	Rutgers	74 73	110	A	Wright St.	83 75	
16	N	Syracuse	58 77	42	H	Temple	56 63	62	A	SMU	75 80	139	A	UCF	88 52	
25	N	Texas A&M	59 69									147	H	UAB	73 72	
												188	A	UALR	63 68	
												191	H	Mississippi Val.	62 51	
												252	H	Houston	48 40	
												264	H	Jackson St.	77 64	
												265	H	East Tenn. St.	77 74	
												269	A	Tennessee Tech	78 76	
												318	H	Samford	60 62	
												340	H	Ark.-Pine Bluff	91 45	
LAST 12 Division I GAMES:																
252	H	Houston	48 40	340	H	Ark.-Pine Bluff	91 45	191	H	Mississippi Val.	62 51	269	A	Tennessee Tech	78 76	
55	H	Rutgers	74 73					147	H	UAB	73 72	27	N	Texas	36 65	
139	A	UCF	88 52					20	A	SMU	75 80	16	N	Syracuse	58 77	
62	A	SMU	75 80													
3	H	UConn	49 90													
42	H	Temple	56 63													

Non-Div I Games:

Memphis

## Grand Canyon

Through Games Of Jan. 19, 2014

Average RPI Win:	227	WON-LOST	WINNING	LAST 10	STRENGTH OF	OPP. STRENGTH	TEAM	ADJ.	CONF.	ADJ CONF.
Average RPI Loss:	157	RECORD	PCT. RANK	GAMES	SCHEDULE	OF SCHEDULE	RPI	RPI	RPI	RPI
DIV. I ONLY	10- 4	67	8- 2	305	160	141	141	30	30	
DIV. I NON-CONF.	8- 2	53	6- 2	269	92	92	92	30	30	
TOTALS	RPI 1-25	RPI 26-50	W-L RECORDS	RPI 51-100	RPI 101-150	RPI 150+				
10- 4	0- 0	0- 0	OVERALL	2- 2	0- 0	8- 2				
4- 0	0- 0	0- 0	HOME	1- 0	0- 0	3- 0				
3- 2	0- 0	0- 0	AWAY	0- 0	0- 0	3- 2				
3- 2	0- 0	0- 0	NEUTRAL	1- 2	0- 0	2- 0				
8- 2	0- 0	0- 0	NON-CONFERENCE	2- 2	0- 0	6- 0				
2- 0	0- 0	0- 0	HOME	1- 0	0- 0	1- 0				
3- 0	0- 0	0- 0	AWAY	0- 0	0- 0	3- 0				
3- 2	0- 0	0- 0	NEUTRAL	1- 2	0- 0	2- 0				
2- 2	0- 0	0- 0	CONFERENCE	0- 0	0- 0	2- 2				
2- 0	0- 0	0- 0	HOME	0- 0	0- 0	2- 0				
0- 2	0- 0	0- 0	AWAY	0- 0	0- 0	0- 2				
0- 0	0- 0	0- 0	NEUTRAL	0- 0	0- 0	0- 0				

RPI 1-25			RPI 26-50			RPI 51-100			RPI 101+			Team's RPI: 141
RPI	S	Opponent	Score	RPI	S	Opponent	Score	RPI	S	Opponent	Score	
						60 N	UCLA	60	62	194 H	Bakersfield	78 64
						69 N	Mississippi St.	62	71	199 A	Tex.-Pan American	58 60
						75 H	Hawaii	54	51	219 A	Nevada	75 55
						81 N	East Carolina	86	76	226 N	Southeastern La.	62 57
										248 A	North Texas	67 65
										280 N	Bethune-Cookman	57 45
										281 A	La.-Monroe	82 72
										300 A	New Mexico St.	63 66
										320 H	LIU Brooklyn	72 63
										346 H	Utah Valley	88 51
LAST 12 Division I GAMES:												
						346 H	Utah Valley	88	51	81 N	East Carolina	86 76
						194 H	Bakersfield	78	64	281 A	La.-Monroe	82 72
						300 A	New Mexico St.	63	66	219 A	Nevada	75 55
						199 A	Tex.-Pan American	58	60	226 N	Southeastern La.	62 57
						320 H	LIU Brooklyn	72	63	60 N	UCLA	60 62
						75 H	Hawaii	54	51	69 N	Mississippi St.	62 71

Non-Div I Games: Western N.M. 79 52 Western St. 92 35 Abilene Christian 70 57

Grand Canyon

Loss, Non-Conf, S Site, H Home A Away N Neutral

Average RPI Win:	213	WON-LOST	WINNING	LAST 10	STRENGTH OF	OPP. STRENGTH	TEAM	ADJ.	CONF.	ADJ CONF.
Average RPI Loss:	100	RECORD	PCT. RANK	GAMES	SCHEDULE	OF SCHEDULE	RPI	RPI	RPI	RPI
DIV. I ONLY	8- 10	196	5- 5	103	128	142	142	9	9	
DIV. I NON-CONF.	6- 7	165	4- 3	143	119	145	145	9	9	
TOTALS	RPI 1-25	RPI 26-50	W-L RECORDS	RPI 51-100	RPI 101-150	RPI 150+				
8- 10	0- 1	0- 1	OVERALL	1- 3	2- 3	5- 2				
4- 3	0- 1	0- 1	HOME	0- 0	1- 1	3- 0				
4- 6	0- 0	0- 0	AWAY	1- 3	1- 1	2- 2				
0- 1	0- 0	0- 0	NEUTRAL	0- 0	0- 1	0- 0				
6- 7	0- 0	0- 1	NON-CONFERENCE	1- 1	2- 3	3- 2				
2- 2	0- 0	0- 1	HOME	0- 0	1- 1	1- 0				
4- 4	0- 0	0- 0	AWAY	1- 1	1- 1	2- 2				
0- 1	0- 0	0- 0	NEUTRAL	0- 0	0- 1	0- 0				
2- 3	0- 1	0- 0	CONFERENCE	0- 2	0- 0	2- 0				
2- 1	0- 1	0- 0	HOME	0- 0	0- 0	2- 0				
0- 2	0- 0	0- 0	AWAY	0- 2	0- 0	0- 0				
0- 0	0- 0	0- 0	NEUTRAL	0- 0	0- 0	0- 0				

RPI	S	Opponent	Score	RPI	S	Opponent	Score	RPI	S	Opponent	Score	RPI	S	Opponent	Score	Team's RPI: 142
11	H	Saint Joseph's	80 <b>85</b>	44	H	James Madison	68 <b>78</b>	56	A	Fordham	59 <b>70</b>	118	H	Col. of Charleston	80 73	
								79	A	N.C. A&T	60 <b>69</b>	120	A	Virginia Tech	64 56	
								86	A	St. Bonaventure	43 <b>55</b>	123	N	Pacific	57 <b>59</b>	
								90	A	Miami (FL)	57 50	145	A	Georgetown	78 <b>82</b>	
												147	H	UAB	49 <b>53</b>	
												152	A	Long Beach St.	61 <b>73</b>	
												153	A	Liberty	61 <b>76</b>	
												156	A	Davidson	87 68	
												283	H	UNC Wilmington	64 49	
												293	H	George Mason	67 64	
												317	A	Longwood	77 71	
												323	H	Rhode Island	49 43	
LAST 12 Division I GAMES:																
293	H	George Mason	67 64	123	N	Pacific	57 <b>59</b>									
56	A	Fordham	59 <b>70</b>	152	A	Long Beach St.	61 <b>73</b>									
86	A	St. Bonaventure	43 <b>55</b>	118	H	Col. of Charleston	80 73									
323	H	Rhode Island	49 43	283	H	UNC Wilmington	64 49									
11	H	Saint Joseph's	80 <b>85</b>	153	A	Liberty	61 <b>76</b>									
156	A	Davidson	87 68	317	A	Longwood	77 71									

Non-Div I Games:

Richmond

■ Loss, 
 ■ Non-Conf, S Site, 
 ■ Home 
 ■ Away 
 N Neutral

Average RPI Win:	201	WON-LOST	WINNING	LAST 10	STRENGTH OF	OPP. STRENGTH	TEAM	ADJ.	CONF.	ADJ CONF.
Average RPI Loss:	65	RECORD	PCT. RANK	GAMES	SCHEDULE	OF SCHEDULE	RPI	RPI	RPI	RPI
DIV. I ONLY	8- 10	196	3- 7	73	69	143	143	3	3	
DIV. I NON-CONF.	7- 6	142	3- 4	147	104	153	153	3	3	
TOTALS	RPI 1-25	RPI 26-50	W-L RECORDS	RPI 51-100	RPI 101-150	RPI 150+				
8- 10	0- 2	0- 2	OVERALL	2- 5	2- 0	4- 1				
6- 3	0- 0	0- 1	HOME	1- 2	1- 0	4- 0				
1- 5	0- 0	0- 1	AWAY	1- 3	0- 0	0- 1				
1- 2	0- 2	0- 0	NEUTRAL	0- 0	1- 0	0- 0				
7- 6	0- 2	0- 1	NON-CONFERENCE	1- 2	2- 0	4- 1				
6- 0	0- 0	0- 0	HOME	1- 0	1- 0	4- 0				
0- 4	0- 0	0- 1	AWAY	0- 2	0- 0	0- 1				
1- 2	0- 2	0- 0	NEUTRAL	0- 0	1- 0	0- 0				
1- 4	0- 0	0- 1	CONFERENCE	1- 3	0- 0	0- 0				
0- 3	0- 0	0- 1	HOME	0- 2	0- 0	0- 0				
1- 1	0- 0	0- 0	AWAY	1- 1	0- 0	0- 0				
0- 0	0- 0	0- 0	NEUTRAL	0- 0	0- 0	0- 0				

RPI 1-25				RPI 26-50				RPI 51-100				RPI 101+				Team's RPI: 143	
RPI	S	Opponent	Score	RPI	S	Opponent	Score	RPI	S	Opponent	Score	RPI	S	Opponent	Score		
7	N	Arizona St.	60 84	31	H	Penn St.	76 82	51	A	Georgia	60 82	127	H	Seton Hall	71 70		
22	N	North Carolina	51 87	38	A	Georgia Tech	69 93	53	A	Colorado	56 79	134	N	Arkansas St.	70 54		
								58	H	Wisconsin	64 76	191	H	Mississippi Val.	93 70		
								64	A	Michigan	60 69	250	A	Bradley	92 98		
								72	H	Nebraska	56 75	321	H	Valparaiso	87 59		
								77	A	Northwestern	76 74	336	H	Alcorn	112 28		
								87	H	UT Martin	77 62	338	H	Southern Ill.	78 43		
LAST 12 Division I GAMES:																	
64	A	Michigan	60 69	87	H	UT Martin	77 62										
77	A	Northwestern	76 74	127	H	Seton Hall	71 70										
72	H	Nebraska	56 75	53	A	Colorado	56 79										
31	H	Penn St.	76 82	38	A	Georgia Tech	69 93										
58	H	Wisconsin	64 76	22	N	North Carolina	51 87										
51	A	Georgia	60 82	134	N	Arkansas St.	70 54										

Non-Div I Games:

Illinois

## Wake Forest

Through Games Of Jan. 19, 2014

Average RPI Win:	242	WON-LOST	WINNING	LAST 10	STRENGTH OF	OPP. STRENGTH	TEAM	ADJ.	CONF.	ADJ CONF.
Average RPI Loss:	79	RECORD	PCT. RANK	GAMES	SCHEDULE	OF SCHEDULE	RPI	RPI	RPI	RPI
DIV. I ONLY	9- 8	144	5- 5	152	108	144	144	2	2	
DIV. I NON-CONF.	9- 4	80	6- 2	291	183	147	147	4	4	
TOTALS	RPI 1-25	RPI 26-50	W-L RECORDS	RPI 51-100	RPI 101-150	RPI 150+				
9- 8	0- 3	0- 1	OVERALL	0- 2	0- 1	9- 1				
6- 2	0- 1	0- 0	HOME	0- 1	0- 0	6- 0				
2- 5	0- 1	0- 1	AWAY	0- 1	0- 1	2- 1				
1- 1	0- 1	0- 0	NEUTRAL	0- 0	0- 0	1- 0				
9- 4	0- 1	0- 0	NON-CONFERENCE	0- 1	0- 1	9- 1				
6- 0	0- 0	0- 0	HOME	0- 0	0- 0	6- 0				
2- 3	0- 0	0- 0	AWAY	0- 1	0- 1	2- 1				
1- 1	0- 1	0- 0	NEUTRAL	0- 0	0- 0	1- 0				
0- 4	0- 2	0- 1	CONFERENCE	0- 1	0- 0	0- 0				
0- 2	0- 1	0- 0	HOME	0- 1	0- 0	0- 0				
0- 2	0- 1	0- 1	AWAY	0- 0	0- 0	0- 0				
0- 0	0- 0	0- 0	NEUTRAL	0- 0	0- 0	0- 0				

RPI 1-25				RPI 26-50				RPI 51-100				RPI 101+ Team's RPI: 144			
RPI	S	Opponent	Score	RPI	S	Opponent	Score	RPI	S	Opponent	Score	RPI	S	Opponent	Score
15	N	California	61 84	38	A	Georgia Tech	63 79	90	H	Miami (FL)	53 84	137	A	Delaware	61 71
18	A	Maryland	49 76					91	A	Marquette	71 90	156	H	Davidson	69 66
21	H	North Carolina St.	54 62									193	A	FIU	86 79
												203	N	Florida A&M	79 63
												219	A	Nevada	87 95
												227	A	Arizona	70 58
												229	H	Belmont	69 49
												239	H	Campbell	73 65
												283	H	UNC Wilmington	68 44
												303	H	South Ala.	92 66
												344	H	Radford	92 65
LAST 12 Division I GAMES:															
38	A	Georgia Tech	63 79	303	H	South Ala.	92 66								
21	H	North Carolina St.	54 62	283	H	UNC Wilmington	68 44								
18	A	Maryland	49 76	229	H	Belmont	69 49								
90	H	Miami (FL)	53 84	219	A	Nevada	87 95								
193	A	FIU	86 79	15	N	California	61 84								
203	N	Florida A&M	79 63	227	A	Arizona	70 58								

Non-Div I Games:

Wake Forest

■ Loss, 
■ Non-Conf, S Site, 
■ Home 
■ Away 
N Neutral



## Georgetown

Through Games Of Jan. 19, 2014

Average RPI Win:	141	WON-LOST	WINNING	LAST 10	STRENGTH OF	OPP. STRENGTH	TEAM	ADJ.	CONF.	ADJ CONF.
Average RPI Loss:	90	RECORD	PCT. RANK	GAMES	SCHEDULE	OF SCHEDULE	RPI	RPI	RPI	RPI
DIV. I ONLY	6- 11	249	2- 8	36	69	145	145	7	7	
DIV. I NON-CONF.	5- 6	173	2- 4	16	67	86	86	7	7	
TOTALS	RPI 1-25	RPI 26-50	W-L RECORDS	RPI 51-100	RPI 101-150	RPI 150+				
6- 11	0- 1	1- 3	OVERALL	1- 3	2- 2	2- 2				
4- 4	0- 1	1- 1	HOME	1- 2	2- 0	0- 0				
1- 5	0- 0	0- 1	AWAY	0- 1	0- 1	1- 2				
1- 2	0- 0	0- 1	NEUTRAL	0- 0	0- 1	1- 0				
5- 6	0- 1	1- 3	NON-CONFERENCE	1- 1	1- 1	2- 0				
3- 2	0- 1	1- 1	HOME	1- 0	1- 0	0- 0				
1- 2	0- 0	0- 1	AWAY	0- 1	0- 0	1- 0				
1- 2	0- 0	0- 1	NEUTRAL	0- 0	0- 1	1- 0				
1- 5	0- 0	0- 0	CONFERENCE	0- 2	1- 1	0- 2				
1- 2	0- 0	0- 0	HOME	0- 2	1- 0	0- 0				
0- 3	0- 0	0- 0	AWAY	0- 0	0- 1	0- 2				
0- 0	0- 0	0- 0	NEUTRAL	0- 0	0- 0	0- 0				

RPI 1-25			RPI 26-50			RPI 51-100			RPI 101+			Team's RPI: 145
RPI	S	Opponent	Score	RPI	S	Opponent	Score	RPI	S	Opponent	Score	
15	H	California	52 67	31	H	Penn St.	68 77	73	H	Creighton	63 65	106 H Butler 85 79
				36	N	Michigan St.	54 67	80	A	Florida	65 67	127 A Seton Hall 62 73
				46	H	Princeton	66 64	84	H	George Washington	78 57	132 N Western Ky. 55 57
				49	A	South Dakota St.	80 86	91	H	Marquette	80 82	142 H Richmond 82 78
												166 A Xavier 68 85
												190 A Providence 61 70
												213 A Yale 66 65
												255 N Nicholls St. 67 55
LAST 12 Division I GAMES:												
127	A	Seton Hall	62 73	80	A	Florida	65 67					
190	A	Providence	61 70	132	N	Western Ky.	55 57					
106	H	Butler	85 79	36	N	Michigan St.	54 67					
166	A	Xavier	68 85	213	A	Yale	66 65					
91	H	Marquette	80 82	31	H	Penn St.	68 77					
73	H	Creighton	63 65	84	H	George Washington	78 57					

Non-Div I Games: Alas. Anchorage 92 78

Georgetown

■ Loss, 
 ■ Non-Conf, 
 ■ S Site, 
 ■ H Home 
 ■ A Away 
 N Neutral

Average RPI Win:	231	WON-LOST	WINNING	LAST 10	STRENGTH OF	OPP. STRENGTH	TEAM	ADJ.	CONF.	ADJ CONF.
Average RPI Loss:	95	RECORD	PCT. RANK	GAMES	SCHEDULE	OF SCHEDULE	RPI	RPI	RPI	RPI
DIV. I ONLY	7- 9	201	5- 4	112	98	146	146	14	14	
DIV. I NON-CONF.	4- 8	242	3- 4	64	74	165	165	14	14	
TOTALS	RPI 1-25	RPI 26-50	W-L RECORDS	RPI 51-100	RPI 101-150	RPI 150+				
7- 9	0- 2	0- 2	OVERALL	0- 0	0- 2	7- 3				
3- 3	0- 0	0- 1	HOME	0- 0	0- 1	3- 1				
3- 5	0- 2	0- 1	AWAY	0- 0	0- 1	3- 1				
1- 1	0- 0	0- 0	NEUTRAL	0- 0	0- 0	1- 1				
4- 8	0- 2	0- 2	NON-CONFERENCE	0- 0	0- 2	4- 2				
2- 2	0- 0	0- 1	HOME	0- 0	0- 1	2- 0				
1- 5	0- 2	0- 1	AWAY	0- 0	0- 1	1- 1				
1- 1	0- 0	0- 0	NEUTRAL	0- 0	0- 0	1- 1				
3- 1	0- 0	0- 0	CONFERENCE	0- 0	0- 0	3- 1				
1- 1	0- 0	0- 0	HOME	0- 0	0- 0	1- 1				
2- 0	0- 0	0- 0	AWAY	0- 0	0- 0	2- 0				
0- 0	0- 0	0- 0	NEUTRAL	0- 0	0- 0	0- 0				

RPI 1-25				RPI 26-50				RPI 51-100				RPI 101+ Team's RPI: 146			
RPI	S	Opponent	Score	RPI	S	Opponent	Score	RPI	S	Opponent	Score	RPI	S	Opponent	Score
2	A	Stanford	48 66	32	A	St. Mary's (CA)	71 88					101	H	Sacramento St.	78 84
3	A	UConn	37 97	40	H	Southern California	55 64					123	A	Pacific	78 86
												152	H	Long Beach St.	63 60
												161	A	Hofstra	57 76
												180	H	Cal St. Northridge	52 56
												186	N	Akron	71 58
												210	N	San Francisco	67 69
												221	H	San Jose St.	95 61
												228	A	Cal St. Fullerton	69 67
												263	A	UC Riverside	77 67
												277	A	Santa Clara	75 70
												292	H	Houston Baptist	63 58
LAST 12 Division I GAMES:															
228	A	Cal St. Fullerton	69 67	277	A	Santa Clara	75 70								
263	A	UC Riverside	77 67	32	A	St. Mary's (CA)	71 88								
152	H	Long Beach St.	63 60	161	A	Hofstra	57 76								
180	H	Cal St. Northridge	52 56	3	A	UConn	37 97								
101	H	Sacramento St.	78 84	186	N	Akron	71 58								
292	H	Houston Baptist	63 58	210	N	San Francisco	67 69								

Non-Div I Games: Simpson (CA) 78 46

UC Davis

■ Loss, 
 ■ Non-Conf, 
 ■ S Site, 
 ■ Home 
 ■ A Away 
 N Neutral

Average RPI Win:	246	WON-LOST	WINNING	LAST 10	STRENGTH OF	OPP. STRENGTH	TEAM	ADJ.	CONF.	ADJ CONF.
Average RPI Loss:	107	RECORD	PCT. RANK	GAMES	SCHEDULE	OF SCHEDULE	RPI	RPI	RPI	RPI
DIV. I ONLY	10- 7	112	6- 4	156	248	147	147	11	11	
DIV. I NON-CONF.	8- 5	109	6- 2	214	278	168	168	13	13	
TOTALS	RPI 1-25	RPI 26-50	W-L RECORDS	RPI 51-100	RPI 101-150	RPI 150+				
10- 7	0- 1	0- 1	OVERALL	0- 2	1- 2	9- 1				
5- 3	0- 1	0- 1	HOME	0- 1	0- 0	5- 0				
3- 2	0- 0	0- 0	AWAY	0- 1	1- 1	2- 0				
2- 2	0- 0	0- 0	NEUTRAL	0- 0	0- 1	2- 1				
8- 5	0- 1	0- 0	NON-CONFERENCE	0- 1	1- 2	7- 1				
5- 1	0- 1	0- 0	HOME	0- 0	0- 0	5- 0				
1- 2	0- 0	0- 0	AWAY	0- 1	1- 1	0- 0				
2- 2	0- 0	0- 0	NEUTRAL	0- 0	0- 1	2- 1				
2- 2	0- 0	0- 1	CONFERENCE	0- 1	0- 0	2- 0				
0- 2	0- 0	0- 1	HOME	0- 1	0- 0	0- 0				
2- 0	0- 0	0- 0	AWAY	0- 0	0- 0	2- 0				
0- 0	0- 0	0- 0	NEUTRAL	0- 0	0- 0	0- 0				

RPI 1-25				RPI 26-50				RPI 51-100				RPI 101+ Team's RPI: 147			
RPI	S	Opponent	Score	RPI	S	Opponent	Score	RPI	S	Opponent	Score	RPI	S	Opponent	Score
12	H	Vanderbilt	76 87	29	H	Middle Tenn.	55 61	63	A	Chattanooga	56 63	138	N	Fairfield	54 59
								89	H	UTEP	76 85	140	A	Memphis	72 73
												142	A	Richmond	53 49
												175	N	Sam Houston St.	70 59
												179	A	Tulsa	76 65
												184	H	High Point	58 43
												227	H	Arizona	63 53
												275	N	Western Ill.	65 71
												293	H	George Mason	67 64
												304	A	Marshall	63 57
												314	H	Lipscomb	70 54
												318	H	Samford	83 50
												328	N	Eastern Ill.	79 46
LAST 12 Division I GAMES:															
29	H	Middle Tenn.	55 61	184	H	High Point	58 43								
179	A	Tulsa	76 65	140	A	Memphis	72 73								
304	A	Marshall	63 57	227	H	Arizona	63 53								
89	H	UTEP	76 85	175	N	Sam Houston St.	70 59								
12	H	Vanderbilt	76 87	328	N	Eastern Ill.	79 46								
293	H	George Mason	67 64	318	H	Samford	83 50								

Non-Div I Games:

UAB

■ Loss, 
 ■ Non-Conf, S Site, 
 ■ Home 
 ■ Away 
 N Neutral

Average RPI Win:	225	WON-LOST	WINNING	LAST 10	STRENGTH OF	OPP. STRENGTH	TEAM	ADJ.	CONF.	ADJ CONF.
Average RPI Loss:	75	RECORD	PCT. RANK	GAMES	SCHEDULE	OF SCHEDULE	RPI	RPI	RPI	RPI
DIV. I ONLY	8- 9	179	5- 5	114	79	148	148	4	4	
DIV. I NON-CONF.	7- 4	95	5- 1	256	257	183	183	2	2	
TOTALS	RPI 1-25	RPI 26-50	W-L RECORDS	RPI 51-100	RPI 101-150	RPI 150+				
8- 9	0- 2	0- 1	OVERALL	2- 4	0- 1	6- 1				
5- 3	0- 2	0- 0	HOME	0- 1	0- 0	5- 0				
3- 4	0- 0	0- 1	AWAY	2- 2	0- 0	1- 1				
0- 2	0- 0	0- 0	NEUTRAL	0- 1	0- 1	0- 0				
7- 4	0- 0	0- 0	NON-CONFERENCE	1- 2	0- 1	6- 1				
5- 1	0- 0	0- 0	HOME	0- 1	0- 0	5- 0				
2- 1	0- 0	0- 0	AWAY	1- 0	0- 0	1- 1				
0- 2	0- 0	0- 0	NEUTRAL	0- 1	0- 1	0- 0				
1- 5	0- 2	0- 1	CONFERENCE	1- 2	0- 0	0- 0				
0- 2	0- 2	0- 0	HOME	0- 0	0- 0	0- 0				
1- 3	0- 0	0- 1	AWAY	1- 2	0- 0	0- 0				
0- 0	0- 0	0- 0	NEUTRAL	0- 0	0- 0	0- 0				

RPI	S	Opponent	Score	RPI	S	Opponent	Score	RPI	S	Opponent	Score	RPI	S	Opponent	Score	Team's RPI: 148
2	H	Stanford	61 87	40	A	Southern California	47 55	52	A	Washington St.	59 57	106	N	Butler	54 66	
15	H	California	59 68					54	A	BYU	82 74	198	A	Utah St.	61 77	
								60	A	UCLA	38 55	219	H	Nevada	61 57	
								72	H	Nebraska	69 75	234	A	UNLV	66 59	
								91	N	Marquette	65 72	282	H	Denver	73 56	
								95	A	Washington	52 53	295	H	UC Santa Barbara	66 57	
												318	H	Samford	69 49	
												346	H	Utah Valley	81 70	
LAST 12 Division I GAMES:																
52	A	Washington St.	59 57	295	H	UC Santa Barbara	66 57									
95	A	Washington	52 53	318	H	Samford	69 49									
15	H	California	59 68	54	A	BYU	82 74									
2	H	Stanford	61 87	346	H	Utah Valley	81 70									
40	A	Southern California	47 55	219	H	Nevada	61 57									
60	A	UCLA	38 55	91	N	Marquette	65 72									

Non-Div I Games:

Utah

Average RPI Win:	225	WON-LOST	WINNING	LAST 10	STRENGTH OF	OPP. STRENGTH	TEAM	ADJ.	CONF.	ADJ CONF.
Average RPI Loss:	133	RECORD	PCT. RANK	GAMES	SCHEDULE	OF SCHEDULE	RPI	RPI	RPI	RPI
DIV. I ONLY	8- 7	135	4- 5	193	212	149	149	13	13	
DIV. I NON-CONF.	6- 4	114	4- 2	284	223	158	158	12	12	
TOTALS	RPI 1-25	RPI 26-50	W-L RECORDS	RPI 51-100	RPI 101-150	RPI 150+				
8- 7	0- 0	0- 2	OVERALL	0- 2	1- 0	7- 3				
4- 2	0- 0	0- 1	HOME	0- 0	0- 0	4- 1				
4- 5	0- 0	0- 1	AWAY	0- 2	1- 0	3- 2				
0- 0	0- 0	0- 0	NEUTRAL	0- 0	0- 0	0- 0				
6- 4	0- 0	0- 0	NON-CONFERENCE	0- 2	1- 0	5- 2				
2- 1	0- 0	0- 0	HOME	0- 0	0- 0	2- 1				
4- 3	0- 0	0- 0	AWAY	0- 2	1- 0	3- 1				
0- 0	0- 0	0- 0	NEUTRAL	0- 0	0- 0	0- 0				
2- 3	0- 0	0- 2	CONFERENCE	0- 0	0- 0	2- 1				
2- 1	0- 0	0- 1	HOME	0- 0	0- 0	2- 0				
0- 2	0- 0	0- 1	AWAY	0- 0	0- 0	0- 1				
0- 0	0- 0	0- 0	NEUTRAL	0- 0	0- 0	0- 0				

RPI 1-25				RPI 26-50				RPI 51-100				RPI 101+				Team's RPI: 149	
RPI	S	Opponent	Score	RPI	S	Opponent	Score	RPI	S	Opponent	Score	RPI	S	Opponent	Score		
				47	A	Bowling Green	50 62	86	A	St. Bonaventure	71 76	124	A	Pittsburgh	66 62		
				48	H	Central Mich.	68 82	88	A	Duquesne	55 78	157	H	Eastern Mich.	84 83		
												207	A	Youngstown St.	72 65		
												212	A	Western Mich.	72 82		
												215	H	Cornell	72 79		
												218	H	Toledo	51 46		
												236	A	Siena	60 64		
												249	H	Saint Francis (PA)	87 77		
												259	H	Canisius	68 59		
												279	A	Niagara	78 70		
												306	A	Binghamton	65 47		
LAST 12 Division I GAMES:																	
				157	H	Eastern Mich.	84 83	86	A	St. Bonaventure	71 76						
				218	H	Toledo	51 46	236	A	Siena	60 64						
				48	H	Central Mich.	68 82	249	H	Saint Francis (PA)	87 77						
				212	A	Western Mich.	72 82	124	A	Pittsburgh	66 62						
				47	A	Bowling Green	50 62	259	H	Canisius	68 59						
				279	A	Niagara	78 70	88	A	Duquesne	55 78						

Non-Div I Games: Roberts Wesleyan 93 58

Buffalo

■ Loss, 
 ■ Non-Conf, 
 S Site, 
 ■ Home 
 ■ Away 
 N Neutral

Average RPI Win:	275	WON-LOST	WINNING	LAST 10	STRENGTH OF	OPP. STRENGTH	TEAM	ADJ.	CONF.	ADJ CONF.
Average RPI Loss:	98	RECORD	PCT. RANK	GAMES	SCHEDULE	OF SCHEDULE	RPI	RPI	RPI	RPI
DIV. I ONLY	6- 9	232	4- 6	118	204	150	150	22	22	
DIV. I NON-CONF.	4- 6	210	3- 4	82	203	124	124	21	21	
TOTALS	RPI 1-25	RPI 26-50	W-L RECORDS	RPI 51-100	RPI 101-150	RPI 150+				
6- 9	0- 1	0- 1	OVERALL	0- 3	0- 2	6- 2				
2- 2	0- 0	0- 0	HOME	0- 0	0- 1	2- 1				
4- 7	0- 1	0- 1	AWAY	0- 3	0- 1	4- 1				
0- 0	0- 0	0- 0	NEUTRAL	0- 0	0- 0	0- 0				
4- 6	0- 1	0- 1	NON-CONFERENCE	0- 1	0- 2	4- 1				
1- 1	0- 0	0- 0	HOME	0- 0	0- 1	1- 0				
3- 5	0- 1	0- 1	AWAY	0- 1	0- 1	3- 1				
0- 0	0- 0	0- 0	NEUTRAL	0- 0	0- 0	0- 0				
2- 3	0- 0	0- 0	CONFERENCE	0- 2	0- 0	2- 1				
1- 1	0- 0	0- 0	HOME	0- 0	0- 0	1- 1				
1- 2	0- 0	0- 0	AWAY	0- 2	0- 0	1- 0				
0- 0	0- 0	0- 0	NEUTRAL	0- 0	0- 0	0- 0				

RPI 1-25				RPI 26-50				RPI 51-100				RPI 101+ Team's RPI: 150			
RPI	S	Opponent	Score	RPI	S	Opponent	Score	RPI	S	Opponent	Score	RPI	S	Opponent	Score
1	A	Duke	40 123	35	A	Indiana	38 87	71	A	Stetson	64 78	118	H	Col. of Charleston	71 75
								76	A	FGCU	45 72	120	A	Virginia Tech	61 65
								84	A	George Washington	56 83	162	A	Furman	65 55
												184	A	High Point	69 75
												196	H	Northern Ky.	60 76
												265	A	East Tenn. St.	63 62
												266	A	UNC Asheville	67 66
												311	H	South Carolina St.	58 57
												314	H	Lipscomb	92 69
												331	A	UMES	87 83
LAST 12 Division I GAMES:															
265	A	East Tenn. St.	63 62	120	A	Virginia Tech	61 65								
76	A	FGCU	45 72	266	A	UNC Asheville	67 66								
71	A	Stetson	64 78	35	A	Indiana	38 87								
314	H	Lipscomb	92 69	84	A	George Washington	56 83								
196	H	Northern Ky.	60 76	311	H	South Carolina St.	58 57								
162	A	Furman	65 55	118	H	Col. of Charleston	71 75								

Non-Div I Games: Converse 75 36

USC Upstate

■ Loss, 
 ■ Non-Conf, 
 ■ S Site, 
 ■ Home 
 ■ A Away 
 N Neutral

Average RPI Win:	201	WON-LOST	WINNING	LAST 10	STRENGTH OF	OPP. STRENGTH	TEAM	ADJ.	CONF.	ADJ CONF.
Average RPI Loss:	130	RECORD	PCT. RANK	GAMES	SCHEDULE	OF SCHEDULE	RPI	RPI	RPI	RPI
DIV. I ONLY	7- 9	201	5- 5	83	255	151	151	17	17	
DIV. I NON-CONF.	4- 8	242	3- 5	45	288	178	178	18	18	
TOTALS	RPI 1-25	RPI 26-50	W-L RECORDS	RPI 51-100	RPI 101-150	RPI 150+				
7- 9	0- 0	0- 1	OVERALL	0- 2	3- 2	4- 4				
3- 4	0- 0	0- 1	HOME	0- 0	1- 1	2- 2				
3- 5	0- 0	0- 0	AWAY	0- 2	1- 1	2- 2				
1- 0	0- 0	0- 0	NEUTRAL	0- 0	1- 0	0- 0				
4- 8	0- 0	0- 1	NON-CONFERENCE	0- 2	2- 1	2- 4				
2- 3	0- 0	0- 1	HOME	0- 0	1- 0	1- 2				
1- 5	0- 0	0- 0	AWAY	0- 2	0- 1	1- 2				
1- 0	0- 0	0- 0	NEUTRAL	0- 0	1- 0	0- 0				
3- 1	0- 0	0- 0	CONFERENCE	0- 0	1- 1	2- 0				
1- 1	0- 0	0- 0	HOME	0- 0	0- 1	1- 0				
2- 0	0- 0	0- 0	AWAY	0- 0	1- 0	1- 0				
0- 0	0- 0	0- 0	NEUTRAL	0- 0	0- 0	0- 0				

RPI S	Opponent	Score	RPI S	Opponent	Score	RPI S	Opponent	Score	RPI S	Opponent	Score	Team's RPI: 151
			35 H	Indiana	73 107	81 A	East Carolina	66 75	106 A	Butler	69 85	
						98 A	VCU	75 76	110 A	Wright St.	98 82	
									117 N	IUPUI	63 56	
									121 H	Green Bay	72 90	
									131 H	Ohio	76 64	
									157 H	Eastern Mich.	70 84	
									158 H	Fla. Atlantic	78 81	
									168 A	South Dakota	70 74	
									232 H	Milwaukee	73 63	
									242 A	New Hampshire	65 50	
									243 A	Miami (OH)	80 91	
									245 H	Morehead St.	76 67	
									327 A	Detroit	78 71	
LAST 12 Division I GAMES:												
121 H	Green Bay	72 90	35 H	Indiana	73 107	242 A	New Hampshire	65 50				
232 H	Milwaukee	73 63	98 A	VCU	75 76	131 H	Ohio	76 64				
110 A	Wright St.	98 82	81 A	East Carolina	66 75	117 N	IUPUI	63 56				
327 A	Detroit	78 71										
168 A	South Dakota	70 74										
243 A	Miami (OH)	80 91										

Non-Div I Games: Lake Erie 76 48

Cleveland St.

■ Loss, 
■ Non-Conf, 
■ S Site, 
■ H Home 
■ A Away 
N Neutral

Average RPI Win:	228	WON-LOST	WINNING	LAST 10	STRENGTH OF	OPP. STRENGTH	TEAM	ADJ.	CONF.	ADJ CONF.
Average RPI Loss:	73	RECORD	PCT. RANK	GAMES	SCHEDULE	OF SCHEDULE	RPI	RPI	RPI	RPI
DIV. I ONLY	10- 8	130	5- 5	144	136	152	152	14	14	
DIV. I NON-CONF.	8- 6	126	4- 4	114	116	122	122	14	14	
TOTALS	RPI 1-25	RPI 26-50	W-L RECORDS	RPI 51-100	RPI 101-150	RPI 150+				
10- 8	0- 3	0- 2	OVERALL	1- 0	1- 2	8- 1				
8- 3	0- 1	0- 1	HOME	0- 0	1- 1	7- 0				
1- 5	0- 2	0- 1	AWAY	0- 0	0- 1	1- 1				
1- 0	0- 0	0- 0	NEUTRAL	1- 0	0- 0	0- 0				
8- 6	0- 3	0- 2	NON-CONFERENCE	1- 0	1- 0	6- 1				
6- 2	0- 1	0- 1	HOME	0- 0	1- 0	5- 0				
1- 4	0- 2	0- 1	AWAY	0- 0	0- 0	1- 1				
1- 0	0- 0	0- 0	NEUTRAL	1- 0	0- 0	0- 0				
2- 2	0- 0	0- 0	CONFERENCE	0- 0	0- 2	2- 0				
2- 1	0- 0	0- 0	HOME	0- 0	0- 1	2- 0				
0- 1	0- 0	0- 0	AWAY	0- 0	0- 1	0- 0				
0- 0	0- 0	0- 0	NEUTRAL	0- 0	0- 0	0- 0				

RPI 1-25				RPI 26-50				RPI 51-100				RPI 101+ Team's RPI: 152			
RPI	S	Opponent	Score	RPI	S	Opponent	Score	RPI	S	Opponent	Score	RPI	S	Opponent	Score
7	A	Arizona St.	67 74	26	H	Florida St.	57 72	85	N	Harvard	72 67	112	H	Cal Poly	102 107
15	A	California	51 70	40	A	Southern California	72 89					142	H	Richmond	73 61
20	H	San Diego	51 68									146	A	UC Davis	60 63
												204	H	UC Irvine	84 75
												210	A	San Francisco	85 82
												219	A	Nevada	61 91
												235	H	Pepperdine	74 61
												243	H	Miami (OH)	76 61
												246	H	Loyola Marymount	76 66
												282	H	Denver	88 68
												295	H	UC Santa Barbara	72 53
												334	H	Neb. Omaha	77 61
LAST 12 Division I GAMES:															
112	H	Cal Poly	102 107	26	H	Florida St.	57 72								
295	H	UC Santa Barbara	72 53	142	H	Richmond	73 61								
146	A	UC Davis	60 63	243	H	Miami (OH)	76 61								
204	H	UC Irvine	84 75	20	H	San Diego	51 68								
282	H	Denver	88 68	7	A	Arizona St.	67 74								
40	A	Southern California	72 89	85	N	Harvard	72 67								

Non-Div I Games:

Long Beach St.

■ Loss, 
 ■ Non-Conf, 
 ■ S Site, 
 ■ H Home 
 ■ A Away 
 N Neutral



Liberty

Through Games Of Jan. 19, 2014

Average RPI Win: <b>238</b>	WON-LOST	WINNING	LAST 10	STRENGTH OF	OPP. STRENGTH	TEAM	ADJ.	CONF.	ADJ CONF.
Average RPI Loss: <b>116</b>	RECORD	PCT. RANK	GAMES	SCHEDULE	OF SCHEDULE	RPI	RPI	RPI	RPI
DIV. I ONLY	10- 7	112	8- 2	233	186	153	153	28	28
DIV. I NON-CONF.	3- 5	225	3- 0	141	14	182	182	28	28
TOTALS	RPI 1-25	RPI 26-50	W-L RECORDS	RPI 51-100	RPI 101-150	RPI 150+			
10- 7	0- 1	0- 1	OVERALL	0- 1	2- 2	8- 2			
5- 2	0- 0	0- 1	HOME	0- 1	1- 0	4- 0			
4- 4	0- 1	0- 0	AWAY	0- 0	1- 1	3- 2			
1- 1	0- 0	0- 0	NEUTRAL	0- 0	0- 1	1- 0			
3- 5	0- 1	0- 1	NON-CONFERENCE	0- 1	1- 2	2- 0			
1- 2	0- 0	0- 1	HOME	0- 1	1- 0	0- 0			
1- 2	0- 1	0- 0	AWAY	0- 0	0- 1	1- 0			
1- 1	0- 0	0- 0	NEUTRAL	0- 0	0- 1	1- 0			
7- 2	0- 0	0- 0	CONFERENCE	0- 0	1- 0	6- 2			
4- 0	0- 0	0- 0	HOME	0- 0	0- 0	4- 0			
3- 2	0- 0	0- 0	AWAY	0- 0	1- 0	2- 2			
0- 0	0- 0	0- 0	NEUTRAL	0- 0	0- 0	0- 0			

RPI 1-25				RPI 26-50				RPI 51-100				RPI 101+ Team's RPI: 153			
RPI	S	Opponent	Score	RPI	S	Opponent	Score	RPI	S	Opponent	Score	RPI	S	Opponent	Score
11	A	Saint Joseph's	65 <b>77</b>	44	H	James Madison	56 <b>67</b>	68	H	Virginia	60 <b>61</b>	108	A	Charlotte	56 <b>66</b>
												122	A	Winthrop	77 70
												130	N	Fresno St.	66 <b>70</b>
												142	H	Richmond	76 61
												164	N	Savannah St.	89 79
												184	A	High Point	70 <b>75</b>
												230	A	Coastal Caro.	71 62
												239	H	Campbell	75 52
												258	H	Gardner-Webb	72 40
												266	A	UNC Asheville	80 <b>83</b>
												270	A	Charleston So.	92 69
												283	A	UNC Wilmington	64 55
												329	H	Presbyterian	59 51
												344	H	Radford	70 49
LAST 12 Division I GAMES:															
266	A	UNC Asheville	80 <b>83</b>	184	A	High Point	70 <b>75</b>								
122	A	Winthrop	77 70	239	H	Campbell	75 52								
329	H	Presbyterian	59 51	283	A	UNC Wilmington	64 55								
258	H	Gardner-Webb	72 40	344	H	Radford	70 49								
230	A	Coastal Caro.	71 62	142	H	Richmond	76 61								
270	A	Charleston So.	92 69	164	N	Savannah St.	89 79								

Non-Div I Games: Kutztown 72 56

Liberty

Loss, Non-Conf, S Site, H Home A Away N Neutral

RPI 1-25				RPI 26-50				RPI 51-100				RPI 101+				Team's RPI: 154	
RPI	S	Opponent	Score	RPI	S	Opponent	Score	RPI	S	Opponent	Score	RPI	S	Opponent	Score		
				42	H	Temple	52 61					101	A	Sacramento St.	81 91		
								97	A	North Dakota	57 62	114	H	Idaho	59 56		
								100	H	Portland	68 61	133	A	Wyoming	65 79		
												185	A	Northern Colo.	54 57		
												204	H	UC Irvine	71 48		
												206	H	Eastern Wash.	81 64		
												246	A	Loyola Marymount	49 47		
												254	H	Portland St.	94 58		
												282	A	Denver	84 58		
												294	N	North Dakota St.	53 70		
												297	A	Northern Ariz.	87 67		
LAST 12 Division I GAMES:																	
				185	A	Northern Colo.	54 57	133	A	Wyoming	65 79						
				97	A	North Dakota	57 62	42	H	Temple	52 61						
				254	H	Portland St.	94 58	204	H	UC Irvine	71 48						
				206	H	Eastern Wash.	81 64	114	H	Idaho	59 56						
				101	A	Sacramento St.	81 91	246	A	Loyola Marymount	49 47						
				297	A	Northern Ariz.	87 67	294	N	North Dakota St.	53 70						

Montana

Page 154

U

**A**

**A**

Non-Div I Games:      Abilene Christian 63    58

Average RPI Win:	242	WON-LOST	WINNING	LAST 10	STRENGTH OF	OPP. STRENGTH	TEAM	ADJ.	CONF.	ADJ CONF.
Average RPI Loss:	102	RECORD	PCT. RANK	GAMES	SCHEDULE	OF SCHEDULE	RPI	RPI	RPI	RPI
DIV. I ONLY	9- 9	156	6- 4	129	224	156	156	23	23	
DIV. I NON-CONF.	3- 8	268	1- 4	37	202	177	177	22	22	
TOTALS	RPI 1-25	RPI 26-50	W-L RECORDS	RPI 51-100	RPI 101-150	RPI 150+				
9- 9	0- 1	0- 0	OVERALL	0- 3	0- 4	9- 1				
5- 4	0- 0	0- 0	HOME	0- 1	0- 3	5- 0				
4- 5	0- 1	0- 0	AWAY	0- 2	0- 1	4- 0				
0- 0	0- 0	0- 0	NEUTRAL	0- 0	0- 0	0- 0				
3- 8	0- 1	0- 0	NON-CONFERENCE	0- 2	0- 4	3- 1				
1- 4	0- 0	0- 0	HOME	0- 1	0- 3	1- 0				
2- 4	0- 1	0- 0	AWAY	0- 1	0- 1	2- 1				
0- 0	0- 0	0- 0	NEUTRAL	0- 0	0- 0	0- 0				
6- 1	0- 0	0- 0	CONFERENCE	0- 1	0- 0	6- 0				
4- 0	0- 0	0- 0	HOME	0- 0	0- 0	4- 0				
2- 1	0- 0	0- 0	AWAY	0- 1	0- 0	2- 0				
0- 0	0- 0	0- 0	NEUTRAL	0- 0	0- 0	0- 0				

RPI 1-25				RPI 26-50				RPI 51-100				RPI 101+ Team's RPI: 156			
RPI	S	Opponent	Score	RPI	S	Opponent	Score	RPI	S	Opponent	Score	RPI	S	Opponent	Score
21	A	North Carolina St.	63 86					55	H	Rutgers	35 66	108	H	Charlotte	60 76
								63	A	Chattanooga	64 72	122	H	Winthrop	76 91
								79	A	N.C. A&T	53 62	142	H	Richmond	68 87
												144	A	Wake Forest	66 69
												162	H	Furman	73 66
												169	H	Elon	67 62
												171	A	Clemson	77 57
												172	A	Mt. St. Mary's	83 82
												184	A	High Point	65 100
												258	H	Gardner-Webb	78 74
												271	H	UNC Greensboro	78 59
												318	A	Samford	83 68
												319	A	Ga. Southern	79 66
												337	H	Wofford	88 74
LAST 12 Division I GAMES:															
319	A	Ga. Southern	79 66	108	H	Charlotte	60 76								
271	H	UNC Greensboro	78 59	162	H	Furman	73 66								
169	H	Elon	67 62	337	H	Wofford	88 74								
63	A	Chattanooga	64 72	55	H	Rutgers	35 66								
318	A	Samford	83 68	258	H	Gardner-Webb	78 74								
142	H	Richmond	68 87	21	A	North Carolina St.	63 86								

Non-Div I Games:

Davidson

Average RPI Win:	250	WON-LOST	WINNING	LAST 10	STRENGTH OF	OPP. STRENGTH	TEAM	ADJ.	CONF.	ADJ CONF.
Average RPI Loss:	128	RECORD	PCT. RANK	GAMES	SCHEDULE	OF SCHEDULE	RPI	RPI	RPI	RPI
DIV. I ONLY	9- 4	74	5- 4	326	162	157	157	13	13	
DIV. I NON-CONF.	7- 1	29	5- 1	335	154	105	105	12	12	
TOTALS	RPI 1-25	RPI 26-50	W-L RECORDS	RPI 51-100	RPI 101-150	RPI 150+				
9- 4	0- 0	0- 0	OVERALL	0- 1	1- 2	8- 1				
3- 1	0- 0	0- 0	HOME	0- 0	1- 1	2- 0				
4- 3	0- 0	0- 0	AWAY	0- 1	0- 1	4- 1				
2- 0	0- 0	0- 0	NEUTRAL	0- 0	0- 0	2- 0				
7- 1	0- 0	0- 0	NON-CONFERENCE	0- 1	1- 0	6- 0				
2- 0	0- 0	0- 0	HOME	0- 0	1- 0	1- 0				
3- 1	0- 0	0- 0	AWAY	0- 1	0- 0	3- 0				
2- 0	0- 0	0- 0	NEUTRAL	0- 0	0- 0	2- 0				
2- 3	0- 0	0- 0	CONFERENCE	0- 0	0- 2	2- 1				
1- 1	0- 0	0- 0	HOME	0- 0	0- 1	1- 0				
1- 2	0- 0	0- 0	AWAY	0- 0	0- 1	1- 1				
0- 0	0- 0	0- 0	NEUTRAL	0- 0	0- 0	0- 0				

RPI 1-25			RPI 26-50			RPI 51-100			RPI 101+			Team's RPI: 157
RPI	S	Opponent	Score	RPI	S	Opponent	Score	RPI	S	Opponent	Score	
						64 A Michigan	75 89	106 H Butler			81 76	
								115 H Ball St.			66 70	
								149 A Buffalo			83 84	
								151 A Cleveland St.			84 70	
								183 A Northern Ill.			54 77	
								209 A Loyola Chicago			82 64	
								212 H Western Mich.			83 77	
								285 N Wagner			69 56	
								310 A Kent St.			88 70	
								322 N Monmouth			64 53	
								327 A Detroit			104 96	
								330 H UMKC			75 66	
LAST 12 Division I GAMES:												
149	A	Buffalo	83 84	285	N	Wagner	69 56					
212	H	Western Mich.	83 77	327	A	Detroit	104 96					
183	A	Northern Ill.	54 77	64	A	Michigan	75 89					
115	H	Ball St.	66 70	330	H	UMKC	75 66					
310	A	Kent St.	88 70	209	A	Loyola Chicago	82 64					
322	N	Monmouth	64 53	151	A	Cleveland St.	84 70					

Non-Div I Games: Madonna 101 52 Lawrence Tech 95 62 Marygrove 120 35

Eastern Mich.

Fla. Atlantic

Through Games Of Jan. 19, 2014

Average RPI Win:	239	WON-LOST	WINNING	LAST 10	STRENGTH OF	OPP. STRENGTH	TEAM	ADJ.	CONF.	ADJ CONF.
Average RPI Loss:	142	RECORD	PCT. RANK	GAMES	SCHEDULE	OF SCHEDULE	RPI	RPI	RPI	RPI
DIV. I ONLY	9- 6	108	5- 4	284	155	158	158	11	11	
DIV. I NON-CONF.	8- 3	67	6- 1	332	124	151	151	13	13	
TOTALS	RPI 1-25	RPI 26-50	W-L RECORDS	RPI 51-100	RPI 101-150	RPI 150+				
9- 6	0- 0	0- 1	OVERALL	0- 1	1- 0	8- 4				
5- 1	0- 0	0- 0	HOME	0- 0	1- 0	4- 1				
3- 5	0- 0	0- 1	AWAY	0- 1	0- 0	3- 3				
1- 0	0- 0	0- 0	NEUTRAL	0- 0	0- 0	1- 0				
8- 3	0- 0	0- 1	NON-CONFERENCE	0- 0	1- 0	7- 2				
4- 0	0- 0	0- 0	HOME	0- 0	1- 0	3- 0				
3- 3	0- 0	0- 1	AWAY	0- 0	0- 0	3- 2				
1- 0	0- 0	0- 0	NEUTRAL	0- 0	0- 0	1- 0				
1- 3	0- 0	0- 0	CONFERENCE	0- 1	0- 0	1- 2				
1- 1	0- 0	0- 0	HOME	0- 0	0- 0	1- 1				
0- 2	0- 0	0- 0	AWAY	0- 1	0- 0	0- 1				
0- 0	0- 0	0- 0	NEUTRAL	0- 0	0- 0	0- 0				

RPI	S	Opponent	Score	RPI	S	Opponent	Score	RPI	S	Opponent	Score	RPI	S	Opponent	Score	Team's RPI: 158
30	A	Ohio St.	88 91	81	A	East Carolina	58 61	139	H	UCF	82 69	151	A	Cleveland St.	81 78	
								160	A	Old Dominion	44 80	173	H	Rice	97 69	
								186	A	Akron	69 98	193	H	FIU	88 96	
								201	A	Texas Tech	63 76	211	N	Jacksonville	71 62	
								275	A	Western Ill.	81 77	280	H	Bethune-Cookman	81 65	
								283	A	UNC Wilmington	81 64	319	H	Ga. Southern	82 58	
								323	H	Rhode Island	78 62					
LAST 12 Division I GAMES:																
160	A	Old Dominion	44 80	211	N	Jacksonville	71 62									
193	H	FIU	88 96	201	A	Texas Tech	63 76									
173	H	Rice	97 69	139	H	UCF	82 69									
81	A	East Carolina	58 61	323	H	Rhode Island	78 62									
280	H	Bethune-Cookman	81 65	319	H	Ga. Southern	82 58									
283	A	UNC Wilmington	81 64	151	A	Cleveland St.	81 78									

Non-Div I Games: Abilene Christian 67 63 Fla. Memorial 120 43

Fla. Atlantic

Loss, Non-Conf, S Site, H Home A Away N Neutral

Average RPI Win:	239	WON-LOST	WINNING	LAST 10	STRENGTH OF	OPP. STRENGTH	TEAM	ADJ.	CONF.	ADJ CONF.
Average RPI Loss:	96	RECORD	PCT. RANK	GAMES	SCHEDULE	OF SCHEDULE	RPI	RPI	RPI	RPI
DIV. I ONLY	7- 9	201	5- 5	133	144	159	159	19	19	
DIV. I NON-CONF.	4- 7	229	2- 5	116	78	173	173	17	17	
TOTALS	RPI 1-25	RPI 26-50	W-L RECORDS	RPI 51-100	RPI 101-150	RPI 150+				
7- 9	0- 0	0- 4	OVERALL	1- 1	0- 1	6- 3				
4- 2	0- 0	0- 2	HOME	1- 0	0- 0	3- 0				
3- 6	0- 0	0- 2	AWAY	0- 1	0- 1	3- 2				
0- 1	0- 0	0- 0	NEUTRAL	0- 0	0- 0	0- 1				
4- 7	0- 0	0- 4	NON-CONFERENCE	1- 0	0- 0	3- 3				
2- 2	0- 0	0- 2	HOME	1- 0	0- 0	1- 0				
2- 4	0- 0	0- 2	AWAY	0- 0	0- 0	2- 2				
0- 1	0- 0	0- 0	NEUTRAL	0- 0	0- 0	0- 1				
3- 2	0- 0	0- 0	CONFERENCE	0- 1	0- 1	3- 0				
2- 0	0- 0	0- 0	HOME	0- 0	0- 0	2- 0				
1- 2	0- 0	0- 0	AWAY	0- 1	0- 1	1- 0				
0- 0	0- 0	0- 0	NEUTRAL	0- 0	0- 0	0- 0				

RPI S	Opponent	Score	RPI S	Opponent	Score	RPI S	Opponent	Score	RPI S	Opponent	Score	Team's RPI: 159
28	A Iowa St.	55 83	67	A Wichita St.	47 80	119	A Indiana St.	53 60	155	A UTSA	55 63	
37	H Iowa	60 67	97	H North Dakota	61 56	168	A South Dakota	67 87	183	A Northern Ill.	66 64	
39	H Minnesota	55 73				199	N Tex.-Pan American	47 70	225	A Illinois St.	83 63	
49	A South Dakota St.	44 80				261	H Saint Louis	74 65	274	H Evansville	64 56	
						294	A North Dakota St.	86 82	338	H Southern Ill.	87 53	
LAST 12 Division I GAMES:												
67	A Wichita St.	47 80	168	A South Dakota	67 87							
338	H Southern Ill.	87 53	261	H Saint Louis	74 65							
274	H Evansville	64 56	28	A Iowa St.	55 83							
225	A Illinois St.	83 63	199	N Tex.-Pan American	47 70							
119	A Indiana St.	53 60	155	A UTSA	55 63							
183	A Northern Ill.	66 64	37	H Iowa	60 67							

Non-Div I Games:

UNI

■ Loss, 
■ Non-Conf, 
■ S Site, 
■ H Home 
■ A Away 
N Neutral

Average RPI Win:	245	WON-LOST	WINNING	LAST 10	STRENGTH OF	OPP. STRENGTH	TEAM	ADJ.	CONF.	ADJ CONF.
Average RPI Loss:	75	RECORD	PCT. RANK	GAMES	SCHEDULE	OF SCHEDULE	RPI	RPI	RPI	RPI
DIV. I ONLY	9- 9	156	5- 5	154	112	160	160	11	11	
DIV. I NON-CONF.	7- 7	148	5- 3	231	91	193	193	13	13	
TOTALS	RPI 1-25	RPI 26-50	W-L RECORDS	RPI 51-100	RPI 101-150	RPI 150+				
9- 9	0- 1	0- 3	OVERALL	0- 1	1- 4	8- 0				
6- 2	0- 0	0- 0	HOME	0- 0	0- 2	6- 0				
2- 5	0- 1	0- 1	AWAY	0- 1	1- 2	1- 0				
1- 2	0- 0	0- 2	NEUTRAL	0- 0	0- 0	1- 0				
7- 7	0- 1	0- 3	NON-CONFERENCE	0- 1	0- 2	7- 0				
5- 1	0- 0	0- 0	HOME	0- 0	0- 1	5- 0				
1- 4	0- 1	0- 1	AWAY	0- 1	0- 1	1- 0				
1- 2	0- 0	0- 2	NEUTRAL	0- 0	0- 0	1- 0				
2- 2	0- 0	0- 0	CONFERENCE	0- 0	1- 2	1- 0				
1- 1	0- 0	0- 0	HOME	0- 0	0- 1	1- 0				
1- 1	0- 0	0- 0	AWAY	0- 0	1- 1	0- 0				
0- 0	0- 0	0- 0	NEUTRAL	0- 0	0- 0	0- 0				

RPI 1-25				RPI 26-50				RPI 51-100				RPI 101+ Team's RPI: 160			
RPI	S	Opponent	Score	RPI	S	Opponent	Score	RPI	S	Opponent	Score	RPI	S	Opponent	Score
1	A	Duke	63 87	30	A	Ohio St.	60 75	98	A	VCU	68 81	105	H	Tulane	62 92
				41	N	Marist	82 87					108	A	Charlotte	59 80
				47	N	Bowling Green	58 77					109	A	Southern Miss.	92 82
												120	H	Virginia Tech	61 73
												124	A	Pittsburgh	49 63
												158	H	Fla. Atlantic	80 44
												195	N	Boston U.	62 56
												197	H	N.C. Central	68 44
												268	H	Delaware St.	97 67
												289	A	William & Mary	60 49
												312	H	UMass Lowell	90 57
												331	H	UMES	82 57
												344	H	Radford	56 37
LAST 12 Division I GAMES:															
158	H	Fla. Atlantic	80 44	98	A	VCU	68 81	289	A	William & Mary	60 49	124	A	Pittsburgh	49 63
109	A	Southern Miss.	92 82					331	H	UMES	82 57				
105	H	Tulane	62 92					312	H	UMass Lowell	90 57				
108	A	Charlotte	59 80					195	N	Boston U.	62 56				
197	H	N.C. Central	68 44												
1	A	Duke	63 87												

Non-Div I Games:

Old Dominion

■ Loss, 
 ■ Non-Conf, 
 ■ S Site, 
 ■ H Home 
 ■ A Away 
 N Neutral



# Hofstra

Through Games Of Jan. 19, 2014

Average RPI Win:	176	WON-LOST	WINNING	LAST 10	STRENGTH OF	OPP. STRENGTH	TEAM	ADJ.	CONF.	ADJ CONF.
Average RPI Loss:	115	RECORD	PCT. RANK	GAMES	SCHEDULE	OF SCHEDULE	RPI	RPI	RPI	RPI
DIV. I ONLY	5- 10	255	3- 7	37	181	161	161	12	12	
DIV. I NON-CONF.	4- 6	210	2- 4	13	186	107	107	11	11	
TOTALS	RPI 1-25	RPI 26-50	W-L RECORDS	RPI 51-100	RPI 101-150	RPI 150+				
5- 10	0- 1	0- 1	OVERALL	1- 3	2- 3	2- 2				
3- 5	0- 0	0- 1	HOME	1- 1	2- 2	0- 1				
2- 5	0- 1	0- 0	AWAY	0- 2	0- 1	2- 1				
0- 0	0- 0	0- 0	NEUTRAL	0- 0	0- 0	0- 0				
4- 6	0- 1	0- 0	NON-CONFERENCE	1- 3	2- 1	1- 1				
3- 2	0- 0	0- 0	HOME	1- 1	2- 1	0- 0				
1- 4	0- 1	0- 0	AWAY	0- 2	0- 0	1- 1				
0- 0	0- 0	0- 0	NEUTRAL	0- 0	0- 0	0- 0				
1- 4	0- 0	0- 1	CONFERENCE	0- 0	0- 2	1- 1				
0- 3	0- 0	0- 1	HOME	0- 0	0- 1	0- 1				
1- 1	0- 0	0- 0	AWAY	0- 0	0- 1	1- 0				
0- 0	0- 0	0- 0	NEUTRAL	0- 0	0- 0	0- 0				

RPI S	Opponent	Score	RPI S	Opponent	Score	RPI S	Opponent	Score	RPI S	Opponent	Score	Team's RPI: 161
11	A Saint Joseph's	60 73	44	H James Madison	50 77	56	H Fordham	77 64	103	H Albany (NY)	60 56	
						66	H Boston College	63 80	118	H Col. of Charleston	59 62	
						77	A Northwestern	57 74	120	H Virginia Tech	72 77	
						85	A Harvard	41 60	137	A Delaware	66 71	
									146	H UC Davis	76 57	
									222	H Towson	56 62	
									272	A Central Conn. St.	62 64	
									283	A UNC Wilmington	64 55	
									290	A Robert Morris	65 63	
LAST 12 Division I GAMES:												
44	H James Madison	50 77	272	A Central Conn. St.	62 64							
118	H Col. of Charleston	59 62	85	A Harvard	41 60							
283	A UNC Wilmington	64 55	11	A Saint Joseph's	60 73							
222	H Towson	56 62	146	H UC Davis	76 57							
137	A Delaware	66 71	120	H Virginia Tech	72 77							
103	H Albany (NY)	60 56	77	A Northwestern	57 74							

Non-Div I Games: Concordia (NY) 101 38

Hofstra

Loss, Non-Conf, S Site, H Home A Away N Neutral

Average RPI Win: <b>237</b>	WON-LOST	WINNING	LAST 10	STRENGTH OF	OPP. STRENGTH	TEAM	ADJ.	CONF.	ADJ CONF.
Average RPI Loss: <b>160</b>	RECORD	PCT. RANK	GAMES	SCHEDULE	OF SCHEDULE	RPI	RPI	RPI	RPI
DIV. I ONLY	8- 8	156	6- 4	207	285	162	162	23	23
DIV. I NON-CONF.	4- 5	187	3- 1	123	204	128	128	22	22
TOTALS	RPI 1-25	RPI 26-50	W-L RECORDS	RPI 51-100	RPI 101-150	RPI 150+			
8- 8	0- 0	0- 0	OVERALL	0- 3	1- 1	7- 4			
4- 1	0- 0	0- 0	HOME	0- 0	0- 1	4- 0			
4- 7	0- 0	0- 0	AWAY	0- 3	1- 0	3- 4			
0- 0	0- 0	0- 0	NEUTRAL	0- 0	0- 0	0- 0			
4- 5	0- 0	0- 0	NON-CONFERENCE	0- 2	1- 1	3- 2			
1- 1	0- 0	0- 0	HOME	0- 0	0- 1	1- 0			
3- 4	0- 0	0- 0	AWAY	0- 2	1- 0	2- 2			
0- 0	0- 0	0- 0	NEUTRAL	0- 0	0- 0	0- 0			
4- 3	0- 0	0- 0	CONFERENCE	0- 1	0- 0	4- 2			
3- 0	0- 0	0- 0	HOME	0- 0	0- 0	3- 0			
1- 3	0- 0	0- 0	AWAY	0- 1	0- 0	1- 2			
0- 0	0- 0	0- 0	NEUTRAL	0- 0	0- 0	0- 0			

RPI 1-25			RPI 26-50			RPI 51-100			RPI 101+			Team's RPI: 162
RPI	S	Opponent	Score	RPI	S	Opponent	Score	RPI	S	Opponent	Score	
						51	A Georgia	48	72	108	A Charlotte	76 75
						57	A Arkansas	45	74	150	H USC Upstate	55 65
						63	A Chattanooga	44	62	156	A Davidson	66 73
										184	A High Point	76 67
										213	H Yale	66 61
										216	A Mercer	67 71
										230	A Coastal Caro.	79 72
										240	H Western Caro.	76 69
										266	A UNC Asheville	65 68
										267	H Appalachian St.	73 54
										318	A Samford	58 59
										319	A Ga. Southern	67 62
										337	H Wofford	82 58
LAST 12 Division I GAMES:												
						63	A Chattanooga	44	62	150	H USC Upstate	55 65
						318	A Samford	58	59	230	A Coastal Caro.	79 72
						337	H Wofford	82	58	156	A Davidson	66 73
						240	H Western Caro.	76	69	319	A Ga. Southern	67 62
						267	H Appalachian St.	73	54	184	A High Point	76 67
						108	A Charlotte	76	75	213	H Yale	66 61

Non-Div I Games: Brevard 79 31 Anderson (SC) 78 67

Furman

Loss, Non-Conf, S Site, H Home A Away N Neutral

Average RPI Win:	243	WON-LOST	WINNING	LAST 10	STRENGTH OF	OPP. STRENGTH	TEAM	ADJ.	CONF.	ADJ CONF.
Average RPI Loss:	77	RECORD	PCT. RANK	GAMES	SCHEDULE	OF SCHEDULE	RPI	RPI	RPI	RPI
DIV. I ONLY	9- 10	176	4- 6	125	82	163	163	1	1	
DIV. I NON-CONF.	9- 5	92	6- 1	245	134	164	164	1	1	
TOTALS	RPI 1-25	RPI 26-50	W-L RECORDS	RPI 51-100	RPI 101-150	RPI 150+				
9- 10	0- 3	0- 1	OVERALL	0- 3	1- 2	8- 1				
7- 3	0- 1	0- 0	HOME	0- 0	0- 1	7- 1				
2- 5	0- 1	0- 1	AWAY	0- 2	1- 1	1- 0				
0- 2	0- 1	0- 0	NEUTRAL	0- 1	0- 0	0- 0				
9- 5	0- 1	0- 1	NON-CONFERENCE	0- 2	1- 0	8- 1				
7- 1	0- 0	0- 0	HOME	0- 0	0- 0	7- 1				
2- 2	0- 0	0- 1	AWAY	0- 1	1- 0	1- 0				
0- 2	0- 1	0- 0	NEUTRAL	0- 1	0- 0	0- 0				
0- 5	0- 2	0- 0	CONFERENCE	0- 1	0- 2	0- 0				
0- 2	0- 1	0- 0	HOME	0- 0	0- 1	0- 0				
0- 3	0- 1	0- 0	AWAY	0- 1	0- 1	0- 0				
0- 0	0- 0	0- 0	NEUTRAL	0- 0	0- 0	0- 0				

RPI 1-25				RPI 26-50				RPI 51-100				RPI 101+ Team's RPI: 163			
RPI	S	Opponent	Score	RPI	S	Opponent	Score	RPI	S	Opponent	Score	RPI	S	Opponent	Score
8	A	Tennessee	70 94	33	A	Baylor	80 87	52	N	Washington St.	65 79	105	A	Tulane	89 66
12	H	Vanderbilt	74 80					57	A	Arkansas	65 68	107	H	Missouri	76 85
24	N	West Virginia	56 86					75	A	Hawaii	63 79	125	A	Alabama	79 93
												191	H	Mississippi Val.	72 60
												214	H	Louisiana Tech	79 68
												226	H	Southeastern La.	96 69
												233	H	Austin Peay	99 69
												276	H	Central Ark.	63 66
												281	H	La.-Monroe	78 72
												303	A	South Ala.	72 56
												307	H	Tennessee St.	77 61
												325	H	Jacksonville St.	83 62
LAST 12 Division I GAMES:															
57	A	Arkansas	65 68	33	A	Baylor	80 87	303	A	South Ala.	72 56				
12	H	Vanderbilt	74 80					191	H	Mississippi Val.	72 60				
125	A	Alabama	79 93					214	H	Louisiana Tech	79 68				
8	A	Tennessee	70 94					105	A	Tulane	89 66				
107	H	Missouri	76 85					281	H	La.-Monroe	78 72				
233	H	Austin Peay	99 69												

Non-Div I Games:

Ole Miss

■ Loss, 
 ■ Non-Conf, 
 ■ S Site, 
 ■ H Home 
 ■ A Away 
 N Neutral

Average RPI Win:	273	WON-LOST	WINNING	LAST 10	STRENGTH OF	OPP. STRENGTH	TEAM	ADJ.	CONF.	ADJ CONF.
Average RPI Loss:	136	RECORD	PCT. RANK	GAMES	SCHEDULE	OF SCHEDULE	RPI	RPI	RPI	RPI
DIV. I ONLY	8- 8	156	6- 3	223	218	164	164	24	24	
DIV. I NON-CONF.	5- 7	198	3- 4	103	220	148	148	24	24	
TOTALS	RPI 1-25	RPI 26-50	W-L RECORDS	RPI 51-100	RPI 101-150	RPI 150+				
8- 8	0- 1	0- 1	OVERALL	0- 1	0- 1	8- 4				
4- 0	0- 0	0- 0	HOME	0- 0	0- 0	4- 0				
3- 6	0- 1	0- 1	AWAY	0- 1	0- 1	3- 2				
1- 2	0- 0	0- 0	NEUTRAL	0- 0	0- 0	1- 2				
5- 7	0- 1	0- 1	NON-CONFERENCE	0- 1	0- 1	5- 3				
2- 0	0- 0	0- 0	HOME	0- 0	0- 0	2- 0				
2- 5	0- 1	0- 1	AWAY	0- 1	0- 1	2- 1				
1- 2	0- 0	0- 0	NEUTRAL	0- 0	0- 0	1- 2				
3- 1	0- 0	0- 0	CONFERENCE	0- 0	0- 0	3- 1				
2- 0	0- 0	0- 0	HOME	0- 0	0- 0	2- 0				
1- 1	0- 0	0- 0	AWAY	0- 0	0- 0	1- 1				
0- 0	0- 0	0- 0	NEUTRAL	0- 0	0- 0	0- 0				

RPI 1-25				RPI 26-50				RPI 51-100				RPI 101+ Team's RPI: 164			
RPI	S	Opponent	Score	RPI	S	Opponent	Score	RPI	S	Opponent	Score	RPI	S	Opponent	Score
10	A	South Carolina	40 82	33	A	Baylor	31 99	69	A	Mississippi St.	63 81	127	A	Seton Hall	42 51
												153	N	Liberty	79 89
												155	N	UTSA	51 50
												165	N	Northwestern St.	56 77
												220	A	Coppin St.	53 68
												270	A	Charleston So.	72 63
												270	H	Charleston So.	75 47
												278	A	Howard	65 49
												280	H	Bethune-Cookman	58 54
												286	H	Troy	93 84
												309	A	Alabama St.	52 57
												317	A	Longwood	79 55
												331	H	UMES	63 46
LAST 12 Division I GAMES:															
280	H	Bethune-Cookman	58 54	309	A	Alabama St.	52 57								
278	A	Howard	65 49	270	A	Charleston So.	72 63								
220	A	Coppin St.	53 68	317	A	Longwood	79 55								
331	H	UMES	63 46	153	N	Liberty	79 89								
286	H	Troy	93 84	127	A	Seton Hall	42 51								
10	A	South Carolina	40 82	69	A	Mississippi St.	63 81								

Non-Div I Games: Trinity Baptist 106 33 Columbia (SC) 88 41

Savannah St.

Loss, Non-Conf, S Site, H Home A Away N Neutral

Average RPI Win:	237	WON-LOST	WINNING	LAST 10	STRENGTH OF	OPP. STRENGTH	TEAM	ADJ.	CONF.	ADJ CONF.
Average RPI Loss:	136	RECORD	PCT. RANK	GAMES	SCHEDULE	OF SCHEDULE	RPI	RPI	RPI	RPI
DIV. I ONLY	8- 7	135	5- 4	219	176	165	165	25	25	
DIV. I NON-CONF.	5- 5	148	3- 3	199	105	160	160	25	25	
TOTALS	RPI 1-25	RPI 26-50	W-L RECORDS	RPI 51-100	RPI 101-150	RPI 150+				
8- 7	0- 0	0- 2	OVERALL	0- 1	0- 0	8- 4				
4- 1	0- 0	0- 0	HOME	0- 0	0- 0	4- 1				
1- 5	0- 0	0- 2	AWAY	0- 1	0- 0	1- 2				
3- 1	0- 0	0- 0	NEUTRAL	0- 0	0- 0	3- 1				
5- 5	0- 0	0- 2	NON-CONFERENCE	0- 1	0- 0	5- 2				
2- 0	0- 0	0- 0	HOME	0- 0	0- 0	2- 0				
0- 4	0- 0	0- 2	AWAY	0- 1	0- 0	0- 1				
3- 1	0- 0	0- 0	NEUTRAL	0- 0	0- 0	3- 1				
3- 2	0- 0	0- 0	CONFERENCE	0- 0	0- 0	3- 2				
2- 1	0- 0	0- 0	HOME	0- 0	0- 0	2- 1				
1- 1	0- 0	0- 0	AWAY	0- 0	0- 0	1- 1				
0- 0	0- 0	0- 0	NEUTRAL	0- 0	0- 0	0- 0				

RPI 1-25			RPI 26-50			RPI 51-100			RPI 101+			Team's RPI: 165
RPI	S	Opponent	Score	RPI	S	Opponent	Score	RPI	S	Opponent	Score	
				27	A	Texas	60 90	57	A	Arkansas	53 74	155 N UTSA 49 62
				33	A	Baylor	54 88					164 N Savannah St. 77 56
												174 H Lamar 79 84
												175 H Sam Houston St. 78 59
												192 H Stephen F. Austin 66 54
												214 A Louisiana Tech 40 74
												252 H Houston 74 70
												256 A A&M-Corpus Christi 65 59
												264 H Jackson St. 71 52
												292 A Houston Baptist 56 67
												294 N North Dakota St. 57 50
												300 N New Mexico St. 73 63
LAST 12 Division I GAMES:												
192	H	Stephen F. Austin	66 54	300	N	New Mexico St.	73 63					
292	A	Houston Baptist	56 67	27	A	Texas	60 90					
256	A	A&M-Corpus Christi	65 59	214	A	Louisiana Tech	40 74					
174	H	Lamar	79 84	57	A	Arkansas	53 74					
175	H	Sam Houston St.	78 59	264	H	Jackson St.	71 52					
294	N	North Dakota St.	57 50	164	N	Savannah St.	77 56					

Non-Div I Games: Southern Ark. 77 53 Ark.-Monticello 63 40

Northwestern St.

■ Loss, 
 ■ Non-Conf, 
 ■ S Site, 
 ■ Home 
 ■ A Away 
 N Neutral

Average RPI Win:	172	WON-LOST	WINNING	LAST 10	STRENGTH OF	OPP. STRENGTH	TEAM	ADJ.	CONF.	ADJ CONF.
Average RPI Loss:	95	RECORD	PCT. RANK	GAMES	SCHEDULE	OF SCHEDULE	RPI	RPI	RPI	RPI
DIV. I ONLY	8- 10	196	4- 6	102	46	166	166	7	7	
DIV. I NON-CONF.	5- 7	198	2- 4	153	71	199	199	7	7	
TOTALS	RPI 1-25	RPI 26-50	W-L RECORDS	RPI 51-100	RPI 101-150	RPI 150+				
8- 10	1- 1	0- 3	OVERALL	1- 3	2- 2	4- 1				
6- 4	1- 0	0- 1	HOME	0- 2	1- 0	4- 1				
1- 4	0- 0	0- 1	AWAY	1- 1	0- 2	0- 0				
1- 2	0- 1	0- 1	NEUTRAL	0- 0	1- 0	0- 0				
5- 7	0- 1	0- 2	NON-CONFERENCE	1- 1	1- 2	3- 1				
3- 3	0- 0	0- 1	HOME	0- 1	0- 0	3- 1				
1- 2	0- 0	0- 0	AWAY	1- 0	0- 2	0- 0				
1- 2	0- 1	0- 1	NEUTRAL	0- 0	1- 0	0- 0				
3- 3	1- 0	0- 1	CONFERENCE	0- 2	1- 0	1- 0				
3- 1	1- 0	0- 0	HOME	0- 1	1- 0	1- 0				
0- 2	0- 0	0- 1	AWAY	0- 1	0- 0	0- 0				
0- 0	0- 0	0- 0	NEUTRAL	0- 0	0- 0	0- 0				

RPI 1-25				RPI 26-50				RPI 51-100				RPI 101+ Team's RPI: 166			
RPI	S	Opponent	Score	RPI	S	Opponent	Score	RPI	S	Opponent	Score	RPI	S	Opponent	Score
1	N	Duke	54 81	35	H	Indiana	55 62	64	A	Michigan	79 75	102	N	Kansas	64 59
14	H	St. John's (NY)	70 65	45	A	DePaul	60 87	73	A	Creighton	50 79	110	A	Wright St.	54 79
				48	N	Central Mich.	62 88	91	H	Marquette	67 73	131	A	Ohio	88 94
								99	H	Cincinnati	26 47	145	H	Georgetown	85 68
												190	H	Providence	75 52
												233	H	Austin Peay	72 59
												284	H	Murray St.	70 66
												317	H	Longwood	64 67
												340	H	Ark.-Pine Bluff	69 39
LAST 12 Division I GAMES:															
190	H	Providence	75 52	35	H	Indiana	55 62	99	H	Cincinnati	26 47	110	A	Wright St.	54 79
73	A	Creighton	50 79	48	N	Central Mich.	62 88	233	H	Austin Peay	72 59	284	H	Murray St.	70 66
91	H	Marquette	67 73	45	A	DePaul	60 87	49	H	Marquette	67 73	317	H	Longwood	64 67
145	H	Georgetown	85 68					50	A	Creighton	50 79	340	H	Ark.-Pine Bluff	69 39
14	H	St. John's (NY)	70 65												
45	A	DePaul	60 87												

Non-Div I Games:

Xavier

## Northeastern

Through Games Of Jan. 19, 2014

Average RPI Win:	272	WON-LOST	WINNING	LAST 10	STRENGTH OF	OPP. STRENGTH	TEAM	ADJ.	CONF.	ADJ CONF.
Average RPI Loss:	105	RECORD	PCT. RANK	GAMES	SCHEDULE	OF SCHEDULE	RPI	RPI	RPI	RPI
DIV. I ONLY	7- 9	201	3- 7	135	252	167	167	12	12	
DIV. I NON-CONF.	6- 7	165	3- 6	92	277	155	155	11	11	
TOTALS	RPI 1-25	RPI 26-50	W-L RECORDS	RPI 51-100	RPI 101-150	RPI 150+				
7- 9	0- 0	0- 1	OVERALL	0- 3	0- 4	7- 1				
2- 4	0- 0	0- 0	HOME	0- 2	0- 2	2- 0				
5- 4	0- 0	0- 1	AWAY	0- 0	0- 2	5- 1				
0- 1	0- 0	0- 0	NEUTRAL	0- 1	0- 0	0- 0				
6- 7	0- 0	0- 1	NON-CONFERENCE	0- 3	0- 3	6- 0				
2- 3	0- 0	0- 0	HOME	0- 2	0- 1	2- 0				
4- 3	0- 0	0- 1	AWAY	0- 0	0- 2	4- 0				
0- 1	0- 0	0- 0	NEUTRAL	0- 1	0- 0	0- 0				
1- 2	0- 0	0- 0	CONFERENCE	0- 0	0- 1	1- 1				
0- 1	0- 0	0- 0	HOME	0- 0	0- 1	0- 0				
1- 1	0- 0	0- 0	AWAY	0- 0	0- 0	1- 1				
0- 0	0- 0	0- 0	NEUTRAL	0- 0	0- 0	0- 0				

RPI S	Opponent	Score	RPI S	Opponent	Score	RPI S	Opponent	Score	RPI S	Opponent	Score	Team's RPI: 167
			41 A	Marist	66 103	55 H	Rutgers	51 65	103 H	Albany (NY)	66 75	
						77 N	Northwestern	46 73	105 A	Tulane	49 85	
						85 H	Harvard	74 81	118 H	Col. of Charleston	74 90	
									136 A	Holy Cross	62 70	
									195 A	Boston U.	73 62	
									222 A	Towson	65 66	
									242 A	New Hampshire	70 50	
									251 H	Maine	81 55	
									283 A	UNC Wilmington	64 50	
									291 A	Massachusetts	95 76	
									316 H	NJIT	79 55	
									323 A	Rhode Island	64 59	
LAST 12 Division I GAMES:												
			118 H	Col. of Charleston	74 90	291 A	Massachusetts	95 76				
			222 A	Towson	65 66	41 A	Marist	66 103				
			283 A	UNC Wilmington	64 50	251 H	Maine	81 55				
			103 H	Albany (NY)	66 75	136 A	Holy Cross	62 70				
			77 N	Northwestern	46 73	85 H	Harvard	74 81				
			105 A	Tulane	49 85	316 H	NJIT	79 55				

Non-Div I Games:

Northeastern

■ Loss, 
 ■ Non-Conf, 
 ■ S Site, 
 ■ H Home 
 ■ A Away 
 N Neutral

# South Dakota

Through Games Of Jan. 19, 2014

Average RPI Win:	209	WON-LOST	WINNING	LAST 10	STRENGTH OF	OPP. STRENGTH	TEAM	ADJ.	CONF.	ADJ CONF.
Average RPI Loss:	142	RECORD	PCT. RANK	GAMES	SCHEDULE	OF SCHEDULE	RPI	RPI	RPI	RPI
DIV. I ONLY	7- 9	201	4- 4	164	217	168	168	20	20	
DIV. I NON-CONF.	7- 6	142	5- 2	142	224	125	125	20	20	
TOTALS	RPI 1-25	RPI 26-50	W-L RECORDS	RPI 51-100	RPI 101-150	RPI 150+				
7- 9	0- 0	0- 1	OVERALL	0- 3	1- 1	6- 4				
5- 0	0- 0	0- 0	HOME	0- 0	1- 0	4- 0				
2- 8	0- 0	0- 1	AWAY	0- 3	0- 1	2- 3				
0- 1	0- 0	0- 0	NEUTRAL	0- 0	0- 0	0- 1				
7- 6	0- 0	0- 1	NON-CONFERENCE	0- 3	1- 0	6- 2				
5- 0	0- 0	0- 0	HOME	0- 0	1- 0	4- 0				
2- 5	0- 0	0- 1	AWAY	0- 3	0- 0	2- 1				
0- 1	0- 0	0- 0	NEUTRAL	0- 0	0- 0	0- 1				
0- 3	0- 0	0- 0	CONFERENCE	0- 0	0- 1	0- 2				
0- 0	0- 0	0- 0	HOME	0- 0	0- 0	0- 0				
0- 3	0- 0	0- 0	AWAY	0- 0	0- 1	0- 2				
0- 0	0- 0	0- 0	NEUTRAL	0- 0	0- 0	0- 0				

RPI S	Opponent	Score	RPI S	Opponent	Score	RPI S	Opponent	Score	RPI S	Opponent	Score	Team's RPI: 168
28	A Iowa St.	72 88	72	A Nebraska	53 87	117	A IUPUI	59 80				
			73	A Creighton	48 63	133	H Wyoming	82 78				
			97	A North Dakota	61 65	151	H Cleveland St.	74 70				
						159	H UNI	87 67				
						181	A IPFW	78 96				
						198	H Utah St.	81 71				
						204	A UC Irvine	64 68				
						224	N Drake	81 89				
						228	A Cal St. Fullerton	66 57				
						273	H Boise St.	74 61				
						282	A Denver	84 91				
						321	A Valparaiso	81 70				
LAST 12 Division I GAMES:												
181	A IPFW	78 96	159	H UNI	87 67							
117	A IUPUI	59 80	198	H Utah St.	81 71							
282	A Denver	84 91	133	H Wyoming	82 78							
151	H Cleveland St.	74 70	73	A Creighton	48 63							
321	A Valparaiso	81 70	273	H Boise St.	74 61							
72	A Nebraska	53 87	224	N Drake	81 89							

Non-Div I Games: St. Mary (NE) 76 48 South Dakota Mines 81 49

South Dakota

Loss, Non-Conf, S Site, H Home A Away N Neutral



Average RPI Win:	278	WON-LOST	WINNING	LAST 10	STRENGTH OF	OPP. STRENGTH	TEAM	ADJ.	CONF.	ADJ CONF.
Average RPI Loss:	102	RECORD	PCT. RANK	GAMES	SCHEDULE	OF SCHEDULE	RPI	RPI	RPI	RPI
DIV. I ONLY	6- 10	243	4- 5	66	279	169	169	23	23	
DIV. I NON-CONF.	2- 7	289	1- 3	7	232	136	136	22	22	
TOTALS	RPI 1-25	RPI 26-50	W-L RECORDS	RPI 51-100	RPI 101-150	RPI 150+				
6- 10	0- 3	0- 0	OVERALL	0- 4	0- 0	6- 3				
4- 3	0- 0	0- 0	HOME	0- 3	0- 0	4- 0				
2- 6	0- 3	0- 0	AWAY	0- 1	0- 0	2- 2				
0- 1	0- 0	0- 0	NEUTRAL	0- 0	0- 0	0- 1				
2- 7	0- 3	0- 0	NON-CONFERENCE	0- 3	0- 0	2- 1				
1- 2	0- 0	0- 0	HOME	0- 2	0- 0	1- 0				
1- 4	0- 3	0- 0	AWAY	0- 1	0- 0	1- 0				
0- 1	0- 0	0- 0	NEUTRAL	0- 0	0- 0	0- 1				
4- 3	0- 0	0- 0	CONFERENCE	0- 1	0- 0	4- 2				
3- 1	0- 0	0- 0	HOME	0- 1	0- 0	3- 0				
1- 2	0- 0	0- 0	AWAY	0- 0	0- 0	1- 2				
0- 0	0- 0	0- 0	NEUTRAL	0- 0	0- 0	0- 0				

RPI 1-25				RPI 26-50				RPI 51-100				RPI 101+ Team's RPI: 169			
RPI	S	Opponent	Score	RPI	S	Opponent	Score	RPI	S	Opponent	Score	RPI	S	Opponent	Score
12	A	Vanderbilt	66 88					63	H	Chattanooga	43 66	156	A	Davidson	62 67
21	A	North Carolina St.	51 91					79	H	N.C. A&T	57 58	216	N	Mercer	56 68
24	A	West Virginia	56 89					81	H	East Carolina	84 93	239	H	Campbell	56 49
								98	A	VCU	76 93	240	H	Western Caro.	67 52
												267	H	Appalachian St.	66 54
												271	A	UNC Greensboro	62 73
												283	A	UNC Wilmington	75 64
												318	H	Samford	71 61
												319	A	Ga. Southern	68 49
LAST 12 Division I GAMES:															
240	H	Western Caro.	67 52	24	A	West Virginia	56 89	239	H	Campbell	56 49				
267	H	Appalachian St.	66 54					63	H	Chattanooga	43 66				
319	A	Ga. Southern	68 49					318	H	Samford	71 61				
156	A	Davidson	62 67					21	A	North Carolina St.	51 91				
271	A	UNC Greensboro	62 73					216	N	Mercer	56 68				
79	H	N.C. A&T	57 58												

Non-Div I Games: Winston-Salem 73 68 Mount Olive 84 68

Elon

Loss, Non-Conf, S Site, H Home A Away N Neutral

Average RPI Win: <b>224</b>	WON-LOST	WINNING	LAST 10	STRENGTH OF	OPP. STRENGTH	TEAM	ADJ.	CONF.	ADJ CONF.
Average RPI Loss: <b>120</b>	RECORD	PCT. RANK	GAMES	SCHEDULE	OF SCHEDULE	RPI	RPI	RPI	RPI
DIV. I ONLY	5- 12	270	3- 7	54	242	170	170	10	10
DIV. I NON-CONF.	4- 7	229	3- 3	62	253	144	144	10	10
TOTALS	RPI 1-25	RPI 26-50	W-L RECORDS	RPI 51-100	RPI 101-150	RPI 150+			
5- 12	0- 1	0- 1	OVERALL	1- 3	0- 4	4- 3			
2- 4	0- 0	0- 0	HOME	1- 2	0- 2	1- 0			
3- 8	0- 1	0- 1	AWAY	0- 1	0- 2	3- 3			
0- 0	0- 0	0- 0	NEUTRAL	0- 0	0- 0	0- 0			
4- 7	0- 1	0- 1	NON-CONFERENCE	1- 2	0- 1	3- 2			
1- 2	0- 0	0- 0	HOME	1- 2	0- 0	0- 0			
3- 5	0- 1	0- 1	AWAY	0- 0	0- 1	3- 2			
0- 0	0- 0	0- 0	NEUTRAL	0- 0	0- 0	0- 0			
1- 5	0- 0	0- 0	CONFERENCE	0- 1	0- 3	1- 1			
1- 2	0- 0	0- 0	HOME	0- 0	0- 2	1- 0			
0- 3	0- 0	0- 0	AWAY	0- 1	0- 1	0- 1			
0- 0	0- 0	0- 0	NEUTRAL	0- 0	0- 0	0- 0			

RPI 1-25				RPI 26-50				RPI 51-100				RPI 101+ Team's RPI: 170			
RPI	S	Opponent	Score	RPI	S	Opponent	Score	RPI	S	Opponent	Score	RPI	S	Opponent	Score
13	A	Gonzaga	31 <b>81</b>	36	A	Michigan St.	46 <b>96</b>	74	A	Navy	40 <b>71</b>	103	A	Albany (NY)	50 <b>64</b>
								83	H	Drexel	65 60	116	H	Bucknell	72 <b>88</b>
								85	H	Harvard	76 <b>91</b>	129	A	American	55 <b>72</b>
								86	H	St. Bonaventure	72 <b>77</b>	136	H	Holy Cross	65 <b>70</b>
												195	H	Boston U.	81 64
												200	A	Lehigh	69 <b>76</b>
												215	A	Cornell	62 <b>76</b>
												242	A	New Hampshire	58 <b>63</b>
												249	A	Saint Francis (PA)	97 79
												290	A	Robert Morris	68 61
												301	A	Columbia	72 44
LAST 12 Division I GAMES:															
74	A	Navy	40 <b>71</b>	36	A	Michigan St.	46 <b>96</b>	103	A	Albany (NY)	50 <b>64</b>	290	A	Robert Morris	68 61
195	H	Boston U.	81 64	83	H	Drexel	65 60	301	A	Columbia	72 44	83	H	Drexel	65 60
129	A	American	55 <b>72</b>	13	A	Gonzaga	31 <b>81</b>								
136	H	Holy Cross	65 <b>70</b>												
116	H	Bucknell	72 <b>88</b>												
200	A	Lehigh	69 <b>76</b>												

Non-Div I Games:

Colgate

■ Loss, 
 ■ Non-Conf, S Site, 
 ■ Home 
 ■ Away 
 N Neutral

Average RPI Win:	243	WON-LOST	WINNING	LAST 10	STRENGTH OF	OPP. STRENGTH	TEAM	ADJ.	CONF.	ADJ CONF.
Average RPI Loss:	80	RECORD	PCT. RANK	GAMES	SCHEDULE	OF SCHEDULE	RPI	RPI	RPI	RPI
DIV. I ONLY	9- 9	156	4- 6	167	85	171	171	2	2	
DIV. I NON-CONF.	8- 6	126	5- 3	293	146	209	209	4	4	
TOTALS	RPI 1-25	RPI 26-50	W-L RECORDS	RPI 51-100	RPI 101-150	RPI 150+				
9- 9	0- 3	0- 3	OVERALL	2- 0	1- 0	6- 3				
5- 5	0- 1	0- 2	HOME	0- 0	1- 0	4- 2				
3- 3	0- 2	0- 0	AWAY	1- 0	0- 0	2- 1				
1- 1	0- 0	0- 1	NEUTRAL	1- 0	0- 0	0- 0				
8- 6	0- 1	0- 2	NON-CONFERENCE	2- 0	0- 0	6- 3				
4- 4	0- 1	0- 1	HOME	0- 0	0- 0	4- 2				
3- 1	0- 0	0- 0	AWAY	1- 0	0- 0	2- 1				
1- 1	0- 0	0- 1	NEUTRAL	1- 0	0- 0	0- 0				
1- 3	0- 2	0- 1	CONFERENCE	0- 0	1- 0	0- 0				
1- 1	0- 0	0- 1	HOME	0- 0	1- 0	0- 0				
0- 2	0- 2	0- 0	AWAY	0- 0	0- 0	0- 0				
0- 0	0- 0	0- 0	NEUTRAL	0- 0	0- 0	0- 0				

RPI 1-25				RPI 26-50				RPI 51-100				RPI 101+ Team's RPI: 171			
RPI	S	Opponent	Score	RPI	S	Opponent	Score	RPI	S	Opponent	Score	RPI	S	Opponent	Score
6	A	Notre Dame	51 71	29	H	Middle Tenn.	51 76	73	N	Creighton	56 52	124	H	Pittsburgh	77 67
10	H	South Carolina	43 68	38	H	Georgia Tech	68 89	78	A	South Fla.	68 63	156	H	Davidson	57 77
22	A	North Carolina	55 78	43	N	Oregon St.	41 74					180	H	Cal St. Northridge	53 69
												234	A	UNLV	54 63
												271	A	UNC Greensboro	77 71
												311	H	South Carolina St.	88 46
												316	A	NJIT	84 37
												333	H	North Florida	48 44
												337	H	Wofford	72 50
												344	H	Radford	41 39
LAST 12 Division I GAMES:															
22	A	North Carolina	55 78	43	N	Oregon St.	41 74								
124	H	Pittsburgh	77 67	73	N	Creighton	56 52								
38	H	Georgia Tech	68 89	234	A	UNLV	54 63								
6	A	Notre Dame	51 71	311	H	South Carolina St.	88 46								
316	A	NJIT	84 37	271	A	UNC Greensboro	77 71								
29	H	Middle Tenn.	51 76	333	H	North Florida	48 44								

Non-Div I Games:

Clemson

■ Loss, 
 ■ Non-Conf, S Site, 
 ■ Home 
 ■ Away 
 N Neutral

Average RPI Win:	229	WON-LOST	WINNING	LAST 10	STRENGTH OF	OPP. STRENGTH	TEAM	ADJ.	CONF.	ADJ CONF.
Average RPI Loss:	113	RECORD	PCT. RANK	GAMES	SCHEDULE	OF SCHEDULE	RPI	RPI	RPI	RPI
DIV. I ONLY	8- 9	179	6- 4	123	214	172	172	27	27	
DIV. I NON-CONF.	5- 7	198	4- 3	130	182	170	170	27	27	
TOTALS	RPI 1-25	RPI 26-50	W-L RECORDS	RPI 51-100	RPI 101-150	RPI 150+				
8- 9	0- 1	0- 0	OVERALL	1- 3	1- 2	6- 3				
6- 2	0- 0	0- 0	HOME	1- 0	0- 0	5- 2				
1- 6	0- 1	0- 0	AWAY	0- 3	1- 1	0- 1				
1- 1	0- 0	0- 0	NEUTRAL	0- 0	0- 1	1- 0				
5- 7	0- 1	0- 0	NON-CONFERENCE	0- 2	1- 2	4- 2				
3- 1	0- 0	0- 0	HOME	0- 0	0- 0	3- 1				
1- 5	0- 1	0- 0	AWAY	0- 2	1- 1	0- 1				
1- 1	0- 0	0- 0	NEUTRAL	0- 0	0- 1	1- 0				
3- 2	0- 0	0- 0	CONFERENCE	1- 1	0- 0	2- 1				
3- 1	0- 0	0- 0	HOME	1- 0	0- 0	2- 1				
0- 1	0- 0	0- 0	AWAY	0- 1	0- 0	0- 0				
0- 0	0- 0	0- 0	NEUTRAL	0- 0	0- 0	0- 0				

RPI 1-25				RPI 26-50				RPI 51-100				RPI 101+ Team's RPI: 172			
RPI	S	Opponent	Score	RPI	S	Opponent	Score	RPI	S	Opponent	Score	RPI	S	Opponent	Score
11	A	Saint Joseph's	57 85					66	A	Boston College	67 81	114	N	Idaho	63 81
								74	A	Navy	55 63	124	A	Pittsburgh	43 78
								96	A	St. Francis Brooklyn	47 52	129	A	American	64 61
								96	H	St. Francis Brooklyn	85 79	156	H	Davidson	82 83
												176	H	Sacred Heart	78 84
												181	N	IPFW	86 77
												200	A	Lehigh	67 95
												239	H	Campbell	68 64
												253	H	Loyola Maryland	65 59
												285	H	Wagner	89 78
												320	H	LIU Brooklyn	63 62
												331	H	UMES	85 61
LAST 12 Division I GAMES:															
285	H	Wagner	89 78	331	H	UMES	85 61								
96	H	St. Francis Brooklyn	85 79	129	A	American	64 61								
176	H	Sacred Heart	78 84	253	H	Loyola Maryland	65 59								
320	H	LIU Brooklyn	63 62	74	A	Navy	55 63								
96	A	St. Francis Brooklyn	47 52	124	A	Pittsburgh	43 78								
66	A	Boston College	67 81	239	H	Campbell	68 64								

Non-Div I Games:

Mt. St. Mary's

■ Loss, 
■ Non-Conf, 
■ S Site, 
■ H Home 
■ A Away 
N Neutral

Average RPI Win:	246	WON-LOST	WINNING	LAST 10	STRENGTH OF	OPP. STRENGTH	TEAM	ADJ.	CONF.	ADJ CONF.
Average RPI Loss:	130	RECORD	PCT. RANK	GAMES	SCHEDULE	OF SCHEDULE	RPI	RPI	RPI	RPI
DIV. I ONLY	9- 7	125	6- 3	258	187	173	173	11	11	
DIV. I NON-CONF.	6- 6	148	3- 4	238	200	194	194	13	13	
TOTALS	RPI 1-25	RPI 26-50	W-L RECORDS	RPI 51-100	RPI 101-150	RPI 150+				
9- 7	0- 0	0- 2	OVERALL	0- 1	0- 0	9- 4				
5- 2	0- 0	0- 0	HOME	0- 0	0- 0	5- 2				
3- 5	0- 0	0- 2	AWAY	0- 1	0- 0	3- 2				
1- 0	0- 0	0- 0	NEUTRAL	0- 0	0- 0	1- 0				
6- 6	0- 0	0- 2	NON-CONFERENCE	0- 1	0- 0	6- 3				
3- 2	0- 0	0- 0	HOME	0- 0	0- 0	3- 2				
2- 4	0- 0	0- 2	AWAY	0- 1	0- 0	2- 1				
1- 0	0- 0	0- 0	NEUTRAL	0- 0	0- 0	1- 0				
3- 1	0- 0	0- 0	CONFERENCE	0- 0	0- 0	3- 1				
2- 0	0- 0	0- 0	HOME	0- 0	0- 0	2- 0				
1- 1	0- 0	0- 0	AWAY	0- 0	0- 0	1- 1				
0- 0	0- 0	0- 0	NEUTRAL	0- 0	0- 0	0- 0				

RPI 1-25				RPI 26-50				RPI 51-100				RPI 101+				Team's RPI: 173	
RPI	S	Opponent	Score	RPI	S	Opponent	Score	RPI	S	Opponent	Score	RPI	S	Opponent	Score		
				33	A	Baylor	46 79	53	A	Colorado	58 75	158	A	Fla. Atlantic	69 97		
				36	A	Michigan St.	68 81					174	A	Lamar	67 64		
												175	H	Sam Houston St.	74 79		
												182	H	Southern U.	77 64		
												193	A	FIU	59 41		
												202	A	McNeese St.	54 65		
												214	H	Louisiana Tech	82 68		
												244	H	Texas Southern	61 54		
												252	H	Houston	54 67		
												257	H	Texas St.	74 61		
												304	H	Marshall	74 68		
												318	N	Samford	57 52		
												324	A	Prairie View	77 63		
LAST 12 Division I GAMES:																	
				304	H	Marshall	74 68					257	H	Texas St.	74 61		
				214	H	Louisiana Tech	82 68					53	A	Colorado	58 75		
				158	A	Fla. Atlantic	69 97					318	N	Samford	57 52		
				193	A	FIU	59 41					175	H	Sam Houston St.	74 79		
				174	A	Lamar	67 64					36	A	Michigan St.	68 81		
				252	H	Houston	54 67					182	H	Southern U.	77 64		

Non-Div I Games: Incarnate Word 72 57

Rice

Average RPI Win: <b>237</b>	WON-LOST	WINNING	LAST 10	STRENGTH OF	OPP. STRENGTH	TEAM	ADJ.	CONF.	ADJ CONF.
Average RPI Loss: <b>147</b>	RECORD	PCT. RANK	GAMES	SCHEDULE	OF SCHEDULE	RPI	RPI	RPI	RPI
DIV. I ONLY	8- 8	156	5- 5	213	261	174	174	25	25
DIV. I NON-CONF.	4- 6	210	2- 4	127	248	176	176	25	25
TOTALS	RPI 1-25	RPI 26-50	W-L RECORDS	RPI 51-100	RPI 101-150	RPI 150+			
8- 8	0- 1	0- 0	OVERALL	0- 1	0- 1	8- 5			
3- 2	0- 0	0- 0	HOME	0- 0	0- 0	3- 2			
4- 5	0- 1	0- 0	AWAY	0- 1	0- 1	4- 2			
1- 1	0- 0	0- 0	NEUTRAL	0- 0	0- 0	1- 1			
4- 6	0- 1	0- 0	NON-CONFERENCE	0- 1	0- 1	4- 3			
1- 2	0- 0	0- 0	HOME	0- 0	0- 0	1- 2			
2- 3	0- 1	0- 0	AWAY	0- 1	0- 1	2- 0			
1- 1	0- 0	0- 0	NEUTRAL	0- 0	0- 0	1- 1			
4- 2	0- 0	0- 0	CONFERENCE	0- 0	0- 0	4- 2			
2- 0	0- 0	0- 0	HOME	0- 0	0- 0	2- 0			
2- 2	0- 0	0- 0	AWAY	0- 0	0- 0	2- 2			
0- 0	0- 0	0- 0	NEUTRAL	0- 0	0- 0	0- 0			

RPI 1-25				RPI 26-50				RPI 51-100				RPI 101+ Team's RPI: 174			
RPI	S	Opponent	Score	RPI	S	Opponent	Score	RPI	S	Opponent	Score	RPI	S	Opponent	Score
23	A	Oklahoma St.	56 <b>83</b>					62	A	SMU	79 <b>82</b>	135	A	Missouri St.	60 <b>87</b>
												155	A	UTSA	63 59
												165	A	Northwestern St.	84 79
												173	H	Rice	64 <b>67</b>
												179	H	Tulsa	67 <b>68</b>
												183	N	Northern Ill.	52 <b>79</b>
												192	A	Stephen F. Austin	43 <b>64</b>
												202	H	McNeese St.	72 58
												226	A	Southeastern La.	62 <b>67</b>
												232	N	Milwaukee	75 63
												255	H	Nicholls St.	82 68
												257	H	Texas St.	68 55
												287	A	La.-Lafayette	68 60
												339	A	New Orleans	80 53
LAST 12 Division I GAMES:															
226	A	Southeastern La.	62 <b>67</b>	173	H	Rice	64 <b>67</b>								
339	A	New Orleans	80 53	257	H	Texas St.	68 55								
202	H	McNeese St.	72 58	135	A	Missouri St.	60 <b>87</b>								
255	H	Nicholls St.	82 68	183	N	Northern Ill.	52 <b>79</b>								
165	A	Northwestern St.	84 79	232	N	Milwaukee	75 63								
192	A	Stephen F. Austin	43 <b>64</b>	62	A	SMU	79 <b>82</b>								

Non-Div I Games: Our Lady Of The Lak94 60

Lamar

Average RPI Win:	272	WON-LOST	WINNING	LAST 10	STRENGTH OF	OPP. STRENGTH	TEAM	ADJ.	CONF.	ADJ CONF.
Average RPI Loss:	125	RECORD	PCT. RANK	GAMES	SCHEDULE	OF SCHEDULE	RPI	RPI	RPI	RPI
DIV. I ONLY	7- 9	201	3- 7	172	291	175	175	25	25	
DIV. I NON-CONF.	3- 6	242	2- 4	33	269	135	135	25	25	
TOTALS	RPI 1-25	RPI 26-50	W-L RECORDS	RPI 51-100	RPI 101-150	RPI 150+				
7- 9	0- 0	0- 1	OVERALL	0- 3	0- 1	7- 4				
3- 2	0- 0	0- 0	HOME	0- 1	0- 0	3- 1				
4- 6	0- 0	0- 1	AWAY	0- 2	0- 0	4- 3				
0- 1	0- 0	0- 0	NEUTRAL	0- 0	0- 1	0- 0				
3- 6	0- 0	0- 1	NON-CONFERENCE	0- 3	0- 1	3- 1				
1- 1	0- 0	0- 0	HOME	0- 1	0- 0	1- 0				
2- 4	0- 0	0- 1	AWAY	0- 2	0- 0	2- 1				
0- 1	0- 0	0- 0	NEUTRAL	0- 0	0- 1	0- 0				
4- 3	0- 0	0- 0	CONFERENCE	0- 0	0- 0	4- 3				
2- 1	0- 0	0- 0	HOME	0- 0	0- 0	2- 1				
2- 2	0- 0	0- 0	AWAY	0- 0	0- 0	2- 2				
0- 0	0- 0	0- 0	NEUTRAL	0- 0	0- 0	0- 0				

RPI 1-25				RPI 26-50				RPI 51-100				RPI 101+ Team's RPI: 175			
RPI	S	Opponent	Score	RPI	S	Opponent	Score	RPI	S	Opponent	Score	RPI	S	Opponent	Score
				27	A	Texas	48 109	57	A	Arkansas	45 81	147	N	UAB	59 70
								67	H	Wichita St.	47 64	165	A	Northwestern St.	59 78
								82	A	TCU	46 78	173	A	Rice	79 74
												188	A	UALR	65 69
												192	A	Stephen F. Austin	59 89
												202	H	McNeese St.	55 59
												226	A	Southeastern La.	86 85
												255	H	Nicholls St.	51 50
												287	H	La.-Lafayette	83 73
												292	H	Houston Baptist	85 68
												330	A	UMKC	78 76
												339	A	New Orleans	78 47
LAST 12 Division I GAMES:															
339	A	New Orleans	78 47	82	A	TCU	46 78	27	A	Texas	48 109	147	N	UAB	59 70
226	A	Southeastern La.	86 85	67	H	Wichita St.	47 64	330	A	UMKC	78 76	165	A	Northwestern St.	59 78
255	H	Nicholls St.	51 50	82	A	TCU	46 78	287	H	La.-Lafayette	83 73	173	A	Rice	79 74
202	H	McNeese St.	55 59	67	H	Wichita St.	47 64	292	H	Houston Baptist	85 68	188	A	UALR	65 69
192	A	Stephen F. Austin	59 89	82	A	TCU	46 78	330	A	UMKC	78 76	192	A	Stephen F. Austin	59 89
165	A	Northwestern St.	59 78	27	A	Texas	48 109	147	N	UAB	59 70	202	H	McNeese St.	55 59

Non-Div I Games: Tex. A&amp;M-Commerce 85 64

Sam Houston St.

## Sacred Heart

Through Games Of Jan. 19, 2014

Average RPI Win:	250	WON-LOST	WINNING	LAST 10	STRENGTH OF	OPP. STRENGTH	TEAM	ADJ.	CONF.	ADJ CONF.
Average RPI Loss:	107	RECORD	PCT. RANK	GAMES	SCHEDULE	OF SCHEDULE	RPI	RPI	RPI	RPI
DIV. I ONLY	6- 10	243	4- 6	99	163	176	176	27	27	
DIV. I NON-CONF.	3- 8	268	1- 6	57	125	188	188	27	27	
TOTALS	RPI 1-25	RPI 26-50	W-L RECORDS	RPI 51-100	RPI 101-150	RPI 150+				
6- 10	0- 2	0- 2	OVERALL	0- 3	0- 0	6- 3				
3- 4	0- 1	0- 2	HOME	0- 0	0- 0	3- 1				
3- 5	0- 1	0- 0	AWAY	0- 2	0- 0	3- 2				
0- 1	0- 0	0- 0	NEUTRAL	0- 1	0- 0	0- 0				
3- 8	0- 2	0- 2	NON-CONFERENCE	0- 2	0- 0	3- 2				
1- 4	0- 1	0- 2	HOME	0- 0	0- 0	1- 1				
2- 3	0- 1	0- 0	AWAY	0- 1	0- 0	2- 1				
0- 1	0- 0	0- 0	NEUTRAL	0- 1	0- 0	0- 0				
3- 2	0- 0	0- 0	CONFERENCE	0- 1	0- 0	3- 1				
2- 0	0- 0	0- 0	HOME	0- 0	0- 0	2- 0				
1- 2	0- 0	0- 0	AWAY	0- 1	0- 0	1- 1				
0- 0	0- 0	0- 0	NEUTRAL	0- 0	0- 0	0- 0				

RPI 1-25				RPI 26-50				RPI 51-100				RPI 101+ Team's RPI: 176			
RPI	S	Opponent	Score	RPI	S	Opponent	Score	RPI	S	Opponent	Score	RPI	S	Opponent	Score
7	A	Arizona St.	49 81	34	H	Villanova	59 62	55	A	Rutgers	51 71	172	A	Mt. St. Mary's	84 78
14	H	St. John's (NY)	72 77	50	H	Iona	62 86	85	N	Harvard	63 74	205	H	Hartford	64 70
								96	A	St. Francis Brooklyn	49 69	213	A	Yale	67 54
												236	A	Siena	53 58
												249	H	Saint Francis (PA)	95 88
												251	H	Maine	76 75
												285	A	Wagner	70 79
												290	H	Robert Morris	71 57
												326	A	Saint Peter's	76 73
LAST 12 Division I GAMES:															
96	A	St. Francis Brooklyn	49 69	205	H	Hartford	64 70								
285	A	Wagner	70 79	55	A	Rutgers	51 71								
172	A	Mt. St. Mary's	84 78	85	N	Harvard	63 74								
290	H	Robert Morris	71 57	7	A	Arizona St.	49 81								
249	H	Saint Francis (PA)	95 88	50	H	Iona	62 86								
251	H	Maine	76 75	236	A	Siena	53 58								

Non-Div I Games:

Sacred Heart

■ Loss, 
■ Non-Conf, 
■ S Site, 
■ H Home 
■ A Away 
N Neutral



Average RPI Win:	284	WON-LOST	WINNING	LAST 10	STRENGTH OF	OPP. STRENGTH	TEAM	ADJ.	CONF.	ADJ CONF.
Average RPI Loss:	115	RECORD	PCT. RANK	GAMES	SCHEDULE	OF SCHEDULE	RPI	RPI	RPI	RPI
DIV. I ONLY	12- 5	69	8- 2	339	209	177	177	31	31	
DIV. I NON-CONF.	9- 4	80	6- 2	329	210	171	171	31	31	
TOTALS	RPI 1-25	RPI 26-50	W-L RECORDS	RPI 51-100	RPI 101-150	RPI 150+				
12- 5	0- 0	0- 1	OVERALL	0- 2	1- 1	11- 1				
6- 1	0- 0	0- 0	HOME	0- 1	0- 0	6- 0				
6- 4	0- 0	0- 1	AWAY	0- 1	1- 1	5- 1				
0- 0	0- 0	0- 0	NEUTRAL	0- 0	0- 0	0- 0				
9- 4	0- 0	0- 1	NON-CONFERENCE	0- 2	1- 1	8- 0				
4- 1	0- 0	0- 0	HOME	0- 1	0- 0	4- 0				
5- 3	0- 0	0- 1	AWAY	0- 1	1- 1	4- 0				
0- 0	0- 0	0- 0	NEUTRAL	0- 0	0- 0	0- 0				
3- 1	0- 0	0- 0	CONFERENCE	0- 0	0- 0	3- 1				
2- 0	0- 0	0- 0	HOME	0- 0	0- 0	2- 0				
1- 1	0- 0	0- 0	AWAY	0- 0	0- 0	1- 1				
0- 0	0- 0	0- 0	NEUTRAL	0- 0	0- 0	0- 0				

RPI S	Opponent	Score	RPI S	Opponent	Score	RPI S	Opponent	Score	RPI S	Opponent	Score	Team's RPI: 177
37	A Iowa	40 78	74	A Navy	54 72	126	A Lafayette	71 61				
			94	H Army	67 75	127	A Seton Hall	65 80				
						205	H Hartford	61 57				
						242	A New Hampshire	68 71				
						250	A Bradley	83 79				
						285	H Wagner	70 51				
						301	A Columbia	57 54				
						306	A Binghamton	48 45				
						312	H UMass Lowell	86 63				
						315	H Morgan St.	79 55				
						316	H NJIT	50 44				
						322	H Monmouth	69 52				
						326	A Saint Peter's	77 47				
						341	A Fairleigh Dickinson	68 58				
LAST 12 Division I GAMES:												
312	H UMass Lowell	86 63	285	H Wagner	70 51							
306	A Binghamton	48 45	322	H Monmouth	69 52							
242	A New Hampshire	68 71	126	A Lafayette	71 61							
205	H Hartford	61 57	326	A Saint Peter's	77 47							
301	A Columbia	57 54	94	H Army	67 75							
127	A Seton Hall	65 80	315	H Morgan St.	79 55							

Non-Div I Games:

Stony Brook

■ Loss, 
 ■ Non-Conf, 
 ■ S Site, 
 ■ H Home 
 ■ A Away 
 N Neutral

Average RPI Win:	273	WON-LOST	WINNING	LAST 10	STRENGTH OF	OPP. STRENGTH	TEAM	ADJ.	CONF.	ADJ CONF.
Average RPI Loss:	103	RECORD	PCT. RANK	GAMES	SCHEDULE	OF SCHEDULE	RPI	RPI	RPI	RPI
DIV. I ONLY	9- 9	156	6- 4	210	194	178	178	9	9	
DIV. I NON-CONF.	5- 7	198	3- 3	258	175	224	224	9	9	
TOTALS	RPI 1-25	RPI 26-50	W-L RECORDS	RPI 51-100	RPI 101-150	RPI 150+				
9- 9	0- 1	0- 2	OVERALL	1- 3	0- 1	8- 2				
3- 4	0- 1	0- 2	HOME	1- 1	0- 0	2- 0				
5- 3	0- 0	0- 0	AWAY	0- 2	0- 1	5- 0				
1- 2	0- 0	0- 0	NEUTRAL	0- 0	0- 0	1- 2				
5- 7	0- 0	0- 2	NON-CONFERENCE	0- 2	0- 1	5- 2				
1- 3	0- 0	0- 2	HOME	0- 1	0- 0	1- 0				
3- 2	0- 0	0- 0	AWAY	0- 1	0- 1	3- 0				
1- 2	0- 0	0- 0	NEUTRAL	0- 0	0- 0	1- 2				
4- 2	0- 1	0- 0	CONFERENCE	1- 1	0- 0	3- 0				
2- 1	0- 1	0- 0	HOME	1- 0	0- 0	1- 0				
2- 1	0- 0	0- 0	AWAY	0- 1	0- 0	2- 0				
0- 0	0- 0	0- 0	NEUTRAL	0- 0	0- 0	0- 0				

RPI	S	Opponent	Score	RPI	S	Opponent	Score	RPI	S	Opponent	Score	RPI	S	Opponent	Score	Team's RPI: 178
11	H	Saint Joseph's	52 64	34	H	Villanova	47 83	55	A	Rutgers	57 59	138	A	Fairfield	59 64	
				42	H	Temple	47 60	61	H	Penn	54 64	193	N	FIU	58 84	
								86	A	St. Bonaventure	35 58	272	H	Central Conn. St.	71 60	
								98	H	VCU	63 58	288	A	Manhattan	72 62	
												289	A	William & Mary	73 59	
												291	H	Massachusetts	78 41	
												293	A	George Mason	65 50	
												298	A	Dartmouth	54 43	
												306	N	Binghamton	56 57	
												307	N	Tennessee St.	66 58	
												323	A	Rhode Island	50 44	
LAST 12 Division I GAMES:																
11	H	Saint Joseph's	52 64	306	N	Binghamton	56 57									
86	A	St. Bonaventure	35 58	298	A	Dartmouth	54 43									
291	H	Massachusetts	78 41	307	N	Tennessee St.	66 58									
98	H	VCU	63 58	193	N	FIU	58 84									
293	A	George Mason	65 50	34	H	Villanova	47 83									
323	A	Rhode Island	50 44	289	A	William & Mary	73 59									

Non-Div I Games:

La Salle

■ Loss, 
 ■ Non-Conf, 
 ■ S Site, 
 ■ H Home 
 ■ A Away 
 N Neutral

Average RPI Win:	224	WON-LOST	WINNING	LAST 10	STRENGTH OF	OPP. STRENGTH	TEAM	ADJ.	CONF.	ADJ CONF.
Average RPI Loss:	141	RECORD	PCT. RANK	GAMES	SCHEDULE	OF SCHEDULE	RPI	RPI	RPI	RPI
DIV. I ONLY	7- 7	156	4- 5	214	153	179	179	11	11	
DIV. I NON-CONF.	5- 5	148	3- 4	303	140	216	216	13	13	
TOTALS	RPI 1-25	RPI 26-50	W-L RECORDS	RPI 51-100	RPI 101-150	RPI 150+				
7- 7	0- 0	0- 0	OVERALL	0- 3	0- 2	7- 2				
4- 2	0- 0	0- 0	HOME	0- 0	0- 1	4- 1				
2- 4	0- 0	0- 0	AWAY	0- 2	0- 1	2- 1				
1- 1	0- 0	0- 0	NEUTRAL	0- 1	0- 0	1- 0				
5- 5	0- 0	0- 0	NON-CONFERENCE	0- 2	0- 1	5- 2				
3- 1	0- 0	0- 0	HOME	0- 0	0- 0	3- 1				
1- 3	0- 0	0- 0	AWAY	0- 1	0- 1	1- 1				
1- 1	0- 0	0- 0	NEUTRAL	0- 1	0- 0	1- 0				
2- 2	0- 0	0- 0	CONFERENCE	0- 1	0- 1	2- 0				
1- 1	0- 0	0- 0	HOME	0- 0	0- 1	1- 0				
1- 1	0- 0	0- 0	AWAY	0- 1	0- 0	1- 0				
0- 0	0- 0	0- 0	NEUTRAL	0- 0	0- 0	0- 0				

RPI 1-25			RPI 26-50			RPI 51-100				RPI 101+		Team's RPI: 179			
RPI	S	Opponent	Score	RPI	S	Opponent	Score	RPI	S	Opponent	Score	RPI	S	Opponent	Score
								57	A	Arkansas	43 81	102	A	Kansas	78 82
								85	N	Harvard	57 61	147	H	UAB	65 76
								89	A	UTEP	66 97	155	A	UTSA	73 62
												174	A	Lamar	68 67
												193	H	FIU	78 73
												212	H	Western Mich.	60 59
												241	H	Oral Roberts	72 58
												244	H	Texas Southern	80 88
												261	A	Saint Louis	54 65
												271	N	UNC Greensboro	76 71
												321	H	Valparaiso	84 70
LAST 12 Division I GAMES:															
193	H	FIU	78 73	85	N	Harvard	57 61	102	A	Kansas	78 82	57	A	Arkansas	43 81
147	H	UAB	65 76	261	A	Saint Louis	54 65	241	H	Oral Roberts	72 58	271	N	UNC Greensboro	76 71
89	A	UTEP	66 97	212	H	Western Mich.	60 59								
155	A	UTSA	73 62												
321	H	Valparaiso	84 70												
271	N	UNC Greensboro	76 71												

Non-Div I Games: Abilene Christian 81 61

Tulsa

Average RPI Win:	197	WON-LOST	WINNING	LAST 10	STRENGTH OF	OPP. STRENGTH	TEAM	ADJ.	CONF.	ADJ CONF.
Average RPI Loss:	127	RECORD	PCT. RANK	GAMES	SCHEDULE	OF SCHEDULE	RPI	RPI	RPI	RPI
DIV. I ONLY	7- 11	240	5- 5	132	151	180	180	14	14	
DIV. I NON-CONF.	4- 10	266	2- 6	118	179	214	214	14	14	
TOTALS	RPI 1-25	RPI 26-50	W-L RECORDS	RPI 51-100	RPI 101-150	RPI 150+				
7- 11	0- 0	1- 1	OVERALL	0- 4	2- 2	4- 4				
3- 5	0- 0	1- 1	HOME	0- 1	1- 0	1- 3				
4- 6	0- 0	0- 0	AWAY	0- 3	1- 2	3- 1				
0- 0	0- 0	0- 0	NEUTRAL	0- 0	0- 0	0- 0				
4- 10	0- 0	1- 1	NON-CONFERENCE	0- 3	0- 2	3- 4				
2- 5	0- 0	1- 1	HOME	0- 1	0- 0	1- 3				
2- 5	0- 0	0- 0	AWAY	0- 2	0- 2	2- 1				
0- 0	0- 0	0- 0	NEUTRAL	0- 0	0- 0	0- 0				
3- 1	0- 0	0- 0	CONFERENCE	0- 1	2- 0	1- 0				
1- 0	0- 0	0- 0	HOME	0- 0	1- 0	0- 0				
2- 1	0- 0	0- 0	AWAY	0- 1	1- 0	1- 0				
0- 0	0- 0	0- 0	NEUTRAL	0- 0	0- 0	0- 0				

RPI	S	Opponent	Score	RPI	S	Opponent	Score	RPI	S	Opponent	Score	RPI	S	Opponent	Score	Team's RPI: 180
32	H	St. Mary's (CA)	60 72	52	A	Washington St.	59 68	101	A	Sacramento St.	73 92					
40	H	Southern California	65 64	54	H	BYU	66 82	112	H	Cal Poly	81 76					
				75	A	Hawaii	44 54	113	A	Montana St.	69 85					
				92	A	Oregon	61 96	146	A	UC Davis	56 52					
								171	A	Clemson	69 53					
								194	H	Bakersfield	73 74					
								198	H	Utah St.	67 75					
								206	A	Eastern Wash.	53 73					
								277	H	Santa Clara	61 66					
								295	A	UC Santa Barbara	64 46					
								297	H	Northern Ariz.	64 52					
								319	A	Ga. Southern	70 58					
LAST 12 Division I GAMES:																
295	A	UC Santa Barbara	64 46	32	H	St. Mary's (CA)	60 72									
112	H	Cal Poly	81 76	297	H	Northern Ariz.	64 52									
75	A	Hawaii	44 54	40	H	Southern California	65 64									
146	A	UC Davis	56 52	206	A	Eastern Wash.	53 73									
194	H	Bakersfield	73 74	52	A	Washington St.	59 68									
92	A	Oregon	61 96	198	H	Utah St.	67 75									

Non-Div I Games:

Cal St. Northridge

■ Loss, 
■ Non-Conf, 
■ S Site, 
■ H Home 
■ A Away 
N Neutral

Average RPI Win:	255	WON-LOST	WINNING	LAST 10	STRENGTH OF	OPP. STRENGTH	TEAM	ADJ.	CONF.	ADJ CONF.
Average RPI Loss:	116	RECORD	PCT. RANK	GAMES	SCHEDULE	OF SCHEDULE	RPI	RPI	RPI	RPI
DIV. I ONLY	8- 8	156	5- 4	256	139	181	181	20	20	
DIV. I NON-CONF.	5- 7	198	4- 3	205	160	198	198	20	20	
TOTALS	RPI 1-25	RPI 26-50	W-L RECORDS	RPI 51-100	RPI 101-150	RPI 150+				
8- 8	0- 1	1- 2	OVERALL	0- 1	0- 1	7- 3				
4- 2	0- 0	0- 1	HOME	0- 0	0- 1	4- 0				
4- 5	0- 1	1- 1	AWAY	0- 1	0- 0	3- 2				
0- 1	0- 0	0- 0	NEUTRAL	0- 0	0- 0	0- 1				
5- 7	0- 1	1- 1	NON-CONFERENCE	0- 1	0- 1	4- 3				
2- 2	0- 0	0- 1	HOME	0- 0	0- 1	2- 0				
3- 4	0- 1	1- 0	AWAY	0- 1	0- 0	2- 2				
0- 1	0- 0	0- 0	NEUTRAL	0- 0	0- 0	0- 1				
3- 1	0- 0	0- 1	CONFERENCE	0- 0	0- 0	3- 0				
2- 0	0- 0	0- 0	HOME	0- 0	0- 0	2- 0				
1- 1	0- 0	0- 1	AWAY	0- 0	0- 0	1- 0				
0- 0	0- 0	0- 0	NEUTRAL	0- 0	0- 0	0- 0				

RPI	S	Opponent	Score	RPI	S	Opponent	Score	RPI	S	Opponent	Score	RPI	S	Opponent	Score	Team's RPI: 181
9	A	Purdue	70 91	35	H	Indiana	80 85	67	A	Wichita St.	46 69	115	H	Ball St.	75 83	
				36	A	Michigan St.	81 76					168	H	South Dakota	96 78	
				49	A	South Dakota St.	60 77					172	N	Mt. St. Mary's	77 86	
												209	A	Loyola Chicago	61 82	
												274	A	Evansville	67 80	
												282	H	Denver	81 78	
												294	A	North Dakota St.	98 89	
												299	A	SIU Edwardsville	91 74	
												299	H	SIU Edwardsville	96 71	
												327	A	Detroit	84 73	
												338	H	Southern Ill.	79 62	
LAST 12 Division I GAMES:																
168	H	South Dakota	96 78	299	H	SIU Edwardsville	96 71									
282	H	Denver	81 78	9	A	Purdue	70 91									
49	A	South Dakota St.	60 77	274	A	Evansville	67 80									
294	A	North Dakota St.	98 89	36	A	Michigan St.	81 76									
115	H	Ball St.	75 83	299	A	SIU Edwardsville	91 74									
327	A	Detroit	84 73	338	H	Southern Ill.	79 62									

Non-Div I Games: Indiana Tech 101 45 Grace (IN) 99 54

IPFW

Loss, Non-Conf, S Site, H Home A Away N Neutral

Average RPI Win: 273		WON-LOST	WINNING	LAST 10	STRENGTH OF	OPP. STRENGTH	TEAM	ADJ.	CONF.	ADJ CONF.
Average RPI Loss: 121		RECORD	PCT. RANK	GAMES	SCHEDULE	OF SCHEDULE	RPI	RPI	RPI	RPI
DIV. I ONLY		6- 5	133	5- 4	325	159	182	182	32	32
DIV. I NON-CONF.		1- 5	306	1- 5	169	65	271	271	32	32
TOTALS	RPI 1-25	RPI 26-50		W-L RECORDS		RPI 51-100	RPI 101-150	RPI 150+		
6- 5	0- 0	0- 0		OVERALL		0- 3	0- 0	6- 2		
3- 0	0- 0	0- 0		HOME		0- 0	0- 0	3- 0		
3- 5	0- 0	0- 0		AWAY		0- 3	0- 0	3- 2		
0- 0	0- 0	0- 0		NEUTRAL		0- 0	0- 0	0- 0		
1- 5	0- 0	0- 0		NON-CONFERENCE		0- 3	0- 0	1- 2		
1- 0	0- 0	0- 0		HOME		0- 0	0- 0	1- 0		
0- 5	0- 0	0- 0		AWAY		0- 3	0- 0	0- 2		
0- 0	0- 0	0- 0		NEUTRAL		0- 0	0- 0	0- 0		
5- 0	0- 0	0- 0		CONFERENCE		0- 0	0- 0	5- 0		
2- 0	0- 0	0- 0		HOME		0- 0	0- 0	2- 0		
3- 0	0- 0	0- 0		AWAY		0- 0	0- 0	3- 0		
0- 0	0- 0	0- 0		NEUTRAL		0- 0	0- 0	0- 0		

RPI 1-25				RPI 26-50				RPI 51-100				RPI 101+				Team's RPI: 182	
RPI	S	Opponent	Score	RPI	S	Opponent	Score	RPI	S	Opponent	Score	RPI	S	Opponent	Score		
								64	A	Michigan	59	83	173	A	Rice	64	77
								72	A	Nebraska	64	87	203	A	Florida A&M	67	74
								92	A	Oregon	90	130	226	H	Southeastern La.	63	56
													237	H	Grambling	100	92
													244	A	Texas Southern	70	68
													264	H	Jackson St.	69	59
													324	A	Prairie View	88	74
													340	A	Ark.-Pine Bluff	84	70
LAST 12 Division I GAMES:																	
				340	A	Ark.-Pine Bluff	84 70	92	A	Oregon	90	130					
				264	H	Jackson St.	69 59	72	A	Nebraska	64	87					
				237	H	Grambling	100 92	173	A	Rice	64	77					
				244	A	Texas Southern	70 68	203	A	Florida A&M	67	74					
				324	A	Prairie View	88 74	226	H	Southeastern La.	63	56					
				64	A	Michigan	59	83									

Non-Div I Games:	Spring Hill	91	60	Talladega	82	57
------------------	-------------	----	----	-----------	----	----

Southern U.

Loss, Non-Conf, S Site, H Home A Away N Neutral

Average RPI Win: 196		WON-LOST	WINNING	LAST 10	STRENGTH OF	OPP. STRENGTH	TEAM	ADJ.	CONF.	ADJ CONF.
Average RPI Loss: 133		RECORD	PCT. RANK	GAMES	SCHEDULE	OF SCHEDULE	RPI	RPI	RPI	RPI
DIV. I ONLY		7- 8	186	5- 5	220	133	183	183	13	13
DIV. I NON-CONF.		4- 6	210	3- 4	243	127	227	227	12	12
TOTALS	RPI 1-25		RPI 26-50		W-L RECORDS	RPI 51-100	RPI 101-150		RPI 150+	
7- 8	0- 0		0- 2		OVERALL	0- 1	1- 2		6- 3	
4- 2	0- 0		0- 0		HOME	0- 0	1- 1		3- 1	
2- 6	0- 0		0- 2		AWAY	0- 1	0- 1		2- 2	
1- 0	0- 0		0- 0		NEUTRAL	0- 0	0- 0		1- 0	
4- 6	0- 0		0- 1		NON-CONFERENCE	0- 1	0- 2		4- 2	
2- 2	0- 0		0- 0		HOME	0- 0	0- 1		2- 1	
1- 4	0- 0		0- 1		AWAY	0- 1	0- 1		1- 1	
1- 0	0- 0		0- 0		NEUTRAL	0- 0	0- 0		1- 0	
3- 2	0- 0		0- 1		CONFERENCE	0- 0	1- 0		2- 1	
2- 0	0- 0		0- 0		HOME	0- 0	1- 0		1- 0	
1- 2	0- 0		0- 1		AWAY	0- 0	0- 0		1- 1	
0- 0	0- 0		0- 0		NEUTRAL	0- 0	0- 0		0- 0	

RPI 1-25				RPI 26-50				RPI 51-100				RPI 101+				Team's RPI: 183	
RPI	S	Opponent	Score	RPI	S	Opponent	Score	RPI	S	Opponent	Score	RPI	S	Opponent	Score		
				48	A	Central Mich.	60 65	58	A	Wisconsin	51 71	111	H	Ill.-Chicago	54 66		
				49	A	South Dakota St.	50 67					121	A	Green Bay	44 78		
												131	H	Ohio	74 51		
												157	H	Eastern Mich.	77 54		
												159	H	UNI	64 66		
												174	N	Lamar	79 52		
												191	H	Mississippi Val.	79 60		
												218	A	Toledo	71 73		
												225	A	Illinois St.	57 52		
												243	A	Miami (OH)	69 66		
												250	H	Bradley	63 60		
												300	A	New Mexico St.	73 77		
LAST 12 Division I GAMES:																	
				48	A	Central Mich.	60 65	243	A	Miami (OH)	69 66						
				157	H	Eastern Mich.	77 54	49	A	South Dakota St.	50 67						
				218	A	Toledo	71 73	225	A	Illinois St.	57 52						
				131	H	Ohio	74 51	174	N	Lamar	79 52						
				111	H	Ill.-Chicago	54 66	300	A	New Mexico St.	73 77						
				159	H	UNI	64 66	250	H	Bradley	63 60						

Non-Div I Games:

Northern Ill.

Loss, Non-Conf, S Site, H Home A Away N Neutral

Average RPI Win:	240	WON-LOST	WINNING	LAST 10	STRENGTH OF	OPP. STRENGTH	TEAM	ADJ.	CONF.	ADJ CONF.
Average RPI Loss:	162	RECORD	PCT. RANK	GAMES	SCHEDULE	OF SCHEDULE	RPI	RPI	RPI	RPI
DIV. I ONLY	9- 8	144	5- 5	251	215	184	184	28	28	
DIV. I NON-CONF.	3- 5	225	0- 3	222	50	207	207	28	28	
TOTALS	RPI 1-25	RPI 26-50	W-L RECORDS	RPI 51-100	RPI 101-150	RPI 150+				
9- 8	0- 1	0- 0	OVERALL	0- 1	1- 2	8- 4				
5- 3	0- 0	0- 0	HOME	0- 0	1- 1	4- 2				
4- 5	0- 1	0- 0	AWAY	0- 1	0- 1	4- 2				
0- 0	0- 0	0- 0	NEUTRAL	0- 0	0- 0	0- 0				
3- 5	0- 1	0- 0	NON-CONFERENCE	0- 1	1- 1	2- 2				
2- 1	0- 0	0- 0	HOME	0- 0	1- 0	1- 1				
1- 4	0- 1	0- 0	AWAY	0- 1	0- 1	1- 1				
0- 0	0- 0	0- 0	NEUTRAL	0- 0	0- 0	0- 0				
6- 3	0- 0	0- 0	CONFERENCE	0- 0	0- 1	6- 2				
3- 2	0- 0	0- 0	HOME	0- 0	0- 1	3- 1				
3- 1	0- 0	0- 0	AWAY	0- 0	0- 0	3- 1				
0- 0	0- 0	0- 0	NEUTRAL	0- 0	0- 0	0- 0				

RPI 1-25				RPI 26-50				RPI 51-100				RPI 101+ Team's RPI: 184			
RPI	S	Opponent	Score	RPI	S	Opponent	Score	RPI	S	Opponent	Score	RPI	S	Opponent	Score
22	A	North Carolina	71 103					68	A	Virginia	54 73	122	H	Winthrop	72 79
												147	A	UAB	43 58
												150	H	USC Upstate	75 69
												153	H	Liberty	75 70
												156	H	Davidson	100 65
												162	H	Furman	67 76
												230	A	Coastal Caro.	75 83
												239	A	Campbell	76 62
												258	A	Gardner-Webb	81 77
												266	A	UNC Asheville	71 66
												270	H	Charleston So.	53 56
												271	A	UNC Greensboro	76 81
												289	A	William & Mary	61 60
												317	H	Longwood	68 54
												329	H	Presbyterian	75 64
LAST 12 Division I GAMES:															
266	A	UNC Asheville	71 66	258	A	Gardner-Webb	81 77	22	A	North Carolina	71 103				
270	H	Charleston So.	53 56	147	A	UAB	43 58	122	H	Winthrop	72 79				
329	H	Presbyterian	75 64	122	H	Longwood	68 54	317	H	Longwood	68 54				
239	A	Campbell	76 62	162	H	Furman	67 76								
230	A	Coastal Caro.	75 83												
153	H	Liberty	75 70												

Non-Div I Games: Newberry 79 58

High Point

■ Loss, 
 ■ Non-Conf, 
 ■ S Site, 
 ■ H Home 
 ■ A Away 
 N Neutral



Average RPI Win:	275	WON-LOST	WINNING	LAST 10	STRENGTH OF	OPP. STRENGTH	TEAM	ADJ.	CONF.	ADJ CONF.
Average RPI Loss:	90	RECORD	PCT. RANK	GAMES	SCHEDULE	OF SCHEDULE	RPI	RPI	RPI	RPI
DIV. I ONLY	8- 7	135	6- 4	221	251	185	185	16	16	
DIV. I NON-CONF.	5- 3	106	4- 1	207	287	156	156	19	19	
TOTALS	RPI 1-25	RPI 26-50	W-L RECORDS	RPI 51-100	RPI 101-150	RPI 150+				
8- 7	0- 2	0- 0	OVERALL	0- 3	0- 1	8- 1				
4- 4	0- 1	0- 0	HOME	0- 1	0- 1	4- 1				
4- 3	0- 1	0- 0	AWAY	0- 2	0- 0	4- 0				
0- 0	0- 0	0- 0	NEUTRAL	0- 0	0- 0	0- 0				
5- 3	0- 2	0- 0	NON-CONFERENCE	0- 1	0- 0	5- 0				
3- 1	0- 1	0- 0	HOME	0- 0	0- 0	3- 0				
2- 2	0- 1	0- 0	AWAY	0- 1	0- 0	2- 0				
0- 0	0- 0	0- 0	NEUTRAL	0- 0	0- 0	0- 0				
3- 4	0- 0	0- 0	CONFERENCE	0- 2	0- 1	3- 1				
1- 3	0- 0	0- 0	HOME	0- 1	0- 1	1- 1				
2- 1	0- 0	0- 0	AWAY	0- 1	0- 0	2- 0				
0- 0	0- 0	0- 0	NEUTRAL	0- 0	0- 0	0- 0				

RPI 1-25				RPI 26-50				RPI 51-100				RPI 101+ Team's RPI: 185			
RPI	S	Opponent	Score	RPI	S	Opponent	Score	RPI	S	Opponent	Score	RPI	S	Opponent	Score
20	H	San Diego	56 69					89	A	UTEP	40 63	113	H	Montana St.	55 68
23	A	Oklahoma St.	51 87					97	A	North Dakota	51 63	154	H	Montana	57 54
								97	H	North Dakota	65 68	189	H	Southern Utah	63 75
												247	A	Idaho St.	62 55
												248	H	North Texas	75 69
												282	H	Denver	74 71
												294	A	North Dakota St.	74 70
												302	A	Weber St.	68 49
												334	H	Neb. Omaha	78 73
												342	A	Air Force	71 60
LAST 12 Division I GAMES:															
113	H	Montana St.	55 68	154	H	Montana	57 54								
247	A	Idaho St.	62 55	189	H	Southern Utah	63 75								
302	A	Weber St.	68 49	248	H	North Texas	75 69								
97	A	North Dakota	51 63	334	H	Neb. Omaha	78 73								
294	A	North Dakota St.	74 70	282	H	Denver	74 71								
97	H	North Dakota	65 68	89	A	UTEP	40 63								

Non-Div I Games: Adams St. 58 49

Northern Colo.

■ Loss, 
 ■ Non-Conf, S Site, 
 ■ Home 
 ■ Away 
 N Neutral

Average RPI Win: <b>230</b>	WON-LOST	WINNING	LAST 10	STRENGTH OF	OPP. STRENGTH	TEAM	ADJ.	CONF.	ADJ CONF.
Average RPI Loss: <b>103</b>	RECORD	PCT. RANK	GAMES	SCHEDULE	OF SCHEDULE	RPI	RPI	RPI	RPI
DIV. I ONLY	<b>7- 8</b>	<b>186</b>	<b>4- 5</b>	<b>194</b>	<b>129</b>	<b>186</b>	<b>186</b>	<b>13</b>	<b>13</b>
DIV. I NON-CONF.	<b>5- 5</b>	<b>148</b>	<b>3- 3</b>	<b>181</b>	<b>166</b>	<b>166</b>	<b>166</b>	<b>12</b>	<b>12</b>
TOTALS	RPI 1-25	RPI 26-50	W-L RECORDS	RPI 51-100	RPI 101-150	RPI 150+			
7- 8	0- 1	0- 2	OVERALL	0- 1	1- 3	6- 1			
6- 1	0- 0	0- 1	HOME	0- 0	1- 0	5- 0			
1- 6	0- 1	0- 1	AWAY	0- 1	0- 2	1- 1			
0- 1	0- 0	0- 0	NEUTRAL	0- 0	0- 1	0- 0			
5- 5	0- 1	0- 0	NON-CONFERENCE	0- 1	0- 3	5- 0			
4- 0	0- 0	0- 0	HOME	0- 0	0- 0	4- 0			
1- 4	0- 1	0- 0	AWAY	0- 1	0- 2	1- 0			
0- 1	0- 0	0- 0	NEUTRAL	0- 0	0- 1	0- 0			
2- 3	0- 0	0- 2	CONFERENCE	0- 0	1- 0	1- 1			
2- 1	0- 0	0- 1	HOME	0- 0	1- 0	1- 0			
0- 2	0- 0	0- 1	AWAY	0- 0	0- 0	0- 1			
0- 0	0- 0	0- 0	NEUTRAL	0- 0	0- 0	0- 0			

RPI 1-25				RPI 26-50				RPI 51-100				RPI 101+ Team's RPI: 186			
RPI	S	Opponent	Score	RPI	S	Opponent	Score	RPI	S	Opponent	Score	RPI	S	Opponent	Score
19	A	Dayton	80 <b>94</b>	47	A	Bowling Green	65 <b>81</b>	99	A	Cincinnati	70 <b>86</b>	110	A	Wright St.	80 <b>90</b>
				48	H	Central Mich.	83 <b>109</b>					112	A	Cal Poly	74 <b>84</b>
												115	H	Ball St.	87 78
												146	N	UC Davis	58 <b>71</b>
												158	H	Fla. Atlantic	98 69
												207	H	Youngstown St.	91 75
												243	A	Miami (OH)	76 <b>79</b>
												259	A	Canisius	72 56
												269	H	Tennessee Tech	118 71
												293	H	George Mason	88 70
												310	H	Kent St.	77 51
LAST 12 Division I GAMES:															
243	A	Miami (OH)	76 <b>79</b>	310	H	Kent St.	77 51								
47	A	Bowling Green	65 <b>81</b>	293	H	George Mason	88 70								
48	H	Central Mich.	83 <b>109</b>	146	N	UC Davis	58 <b>71</b>								
115	H	Ball St.	87 78	112	A	Cal Poly	74 <b>84</b>								
207	H	Youngstown St.	91 75	259	A	Canisius	72 56								
99	A	Cincinnati	70 <b>86</b>	110	A	Wright St.	80 <b>90</b>								

Non-Div I Games: Rochester College 86 43

Akron

■ Loss, 
 ■ Non-Conf, 
 ■ S Site, 
 ■ H Home 
 ■ A Away 
 N Neutral

Average RPI Win:	255	WON-LOST	WINNING	LAST 10	STRENGTH OF	OPP. STRENGTH	TEAM	ADJ.	CONF.	ADJ CONF.
Average RPI Loss:	91	RECORD	PCT. RANK	GAMES	SCHEDULE	OF SCHEDULE	RPI	RPI	RPI	RPI
DIV. I ONLY	5- 10	255	4- 6	80	127	187	187	21	21	
DIV. I NON-CONF.	3- 7	259	3- 4	26	35	163	163	23	23	
TOTALS	RPI 1-25	RPI 26-50	W-L RECORDS	RPI 51-100	RPI 101-150	RPI 150+				
5- 10	0- 4	0- 1	OVERALL	0- 1	1- 2	4- 2				
3- 5	0- 3	0- 0	HOME	0- 1	0- 1	3- 0				
2- 5	0- 1	0- 1	AWAY	0- 0	1- 1	1- 2				
0- 0	0- 0	0- 0	NEUTRAL	0- 0	0- 0	0- 0				
3- 7	0- 4	0- 1	NON-CONFERENCE	0- 1	0- 1	3- 0				
2- 4	0- 3	0- 0	HOME	0- 1	0- 0	2- 0				
1- 3	0- 1	0- 1	AWAY	0- 0	0- 1	1- 0				
0- 0	0- 0	0- 0	NEUTRAL	0- 0	0- 0	0- 0				
2- 3	0- 0	0- 0	CONFERENCE	0- 0	1- 1	1- 2				
1- 1	0- 0	0- 0	HOME	0- 0	0- 1	1- 0				
1- 2	0- 0	0- 0	AWAY	0- 0	1- 0	0- 2				
0- 0	0- 0	0- 0	NEUTRAL	0- 0	0- 0	0- 0				

RPI 1-25				RPI 26-50				RPI 51-100				RPI 101+ Team's RPI: 187			
RPI	S	Opponent	Score	RPI	S	Opponent	Score	RPI	S	Opponent	Score	RPI	S	Opponent	Score
10	H	South Carolina	54 88	40	A	Southern California	61 65	60	H	UCLA	55 56	101	A	Sacramento St.	89 93
20	H	San Diego	45 48									128	H	Colorado St.	61 64
21	H	North Carolina St.	67 84									130	A	Fresno St.	70 69
25	A	Texas A&M	35 72									234	A	UNLV	59 74
												243	H	Miami (OH)	75 64
												263	H	UC Riverside	58 57
												273	A	Boise St.	64 73
												295	A	UC Santa Barbara	71 67
												342	H	Air Force	72 39
LAST 12 Division I GAMES:															
130	A	Fresno St.	70 69	234	A	UNLV	59 74								
342	H	Air Force	72 39	243	H	Miami (OH)	75 64								
273	A	Boise St.	64 73	60	H	UCLA	55 56								
128	H	Colorado St.	61 64	25	A	Texas A&M	35 72								
21	H	North Carolina St.	67 84	295	A	UC Santa Barbara	71 67								
263	H	UC Riverside	58 57	10	H	South Carolina	54 88								

Non-Div I Games:

San Diego St.

■ Loss, 
■ Non-Conf, S Site, 
■ Home 
■ Away 
N Neutral

Average RPI Win:	218	WON-LOST	WINNING	LAST 10	STRENGTH OF	OPP. STRENGTH	TEAM	ADJ.	CONF.	ADJ CONF.
Average RPI Loss:	138	RECORD	PCT. RANK	GAMES	SCHEDULE	OF SCHEDULE	RPI	RPI	RPI	RPI
DIV. I ONLY	7- 8	186	4- 5	266	55	188	188	26	26	
DIV. I NON-CONF.	4- 5	187	2- 3	133	6	143	143	26	26	
TOTALS	RPI 1-25	RPI 26-50	W-L RECORDS	RPI 51-100	RPI 101-150	RPI 150+				
7- 8	0- 1	1- 1	OVERALL	0- 0	1- 3	5- 3				
5- 1	0- 1	1- 0	HOME	0- 0	1- 0	3- 0				
2- 7	0- 0	0- 1	AWAY	0- 0	0- 3	2- 3				
0- 0	0- 0	0- 0	NEUTRAL	0- 0	0- 0	0- 0				
4- 5	0- 1	1- 1	NON-CONFERENCE	0- 0	1- 2	2- 1				
3- 1	0- 1	1- 0	HOME	0- 0	1- 0	1- 0				
1- 4	0- 0	0- 1	AWAY	0- 0	0- 2	1- 1				
0- 0	0- 0	0- 0	NEUTRAL	0- 0	0- 0	0- 0				
3- 3	0- 0	0- 0	CONFERENCE	0- 0	0- 1	3- 2				
2- 0	0- 0	0- 0	HOME	0- 0	0- 0	2- 0				
1- 3	0- 0	0- 0	AWAY	0- 0	0- 1	1- 2				
0- 0	0- 0	0- 0	NEUTRAL	0- 0	0- 0	0- 0				

RPI 1-25				RPI 26-50				RPI 51-100				RPI 101+ Team's RPI: 188			
RPI	S	Opponent	Score	RPI	S	Opponent	Score	RPI	S	Opponent	Score	RPI	S	Opponent	Score
4	H	LSU	51 58	27	A	Texas	26 60					109	A	Southern Miss.	60 72
				49	H	South Dakota St.	66 45					132	A	Western Ky.	39 65
												135	A	Missouri St.	68 72
												140	H	Memphis	68 63
												175	H	Sam Houston St.	69 65
												214	A	Louisiana Tech	39 50
												223	A	Georgia St.	59 61
												241	A	Oral Roberts	53 51
												257	A	Texas St.	35 42
												286	H	Troy	69 52
												303	H	South Ala.	61 42
												332	A	Texas-Arlington	64 57
LAST 12 Division I GAMES:															
132	A	Western Ky.	39 65	223	A	Georgia St.	59 61								
286	H	Troy	69 52	214	A	Louisiana Tech	39 50								
303	H	South Ala.	61 42	4	H	LSU	51 58								
332	A	Texas-Arlington	64 57	27	A	Texas	26 60								
257	A	Texas St.	35 42	241	A	Oral Roberts	53 51								
49	H	South Dakota St.	66 45	140	H	Memphis	68 63								

Non-Div I Games: Incarnate Word 82 34

UALR

■ Loss, 
■ Non-Conf, 
■ S Site, 
■ H Home 
■ A Away 
N Neutral

## Southern Utah

Through Games Of Jan. 19, 2014

Average RPI Win:	255	WON-LOST	WINNING	LAST 10	STRENGTH OF	OPP. STRENGTH	TEAM	ADJ.	CONF.	ADJ CONF.
Average RPI Loss:	171	RECORD	PCT. RANK	GAMES	SCHEDULE	OF SCHEDULE	RPI	RPI	RPI	RPI
DIV. I ONLY	7- 6	134	4- 5	299	271	189	189	16	16	
DIV. I NON-CONF.	4- 3	126	2- 2	312	300	184	184	19	19	
TOTALS	RPI 1-25	RPI 26-50	W-L RECORDS	RPI 51-100	RPI 101-150	RPI 150+				
7- 6	0- 0	0- 1	OVERALL	0- 2	1- 0	6- 3				
2- 1	0- 0	0- 0	HOME	0- 0	0- 0	2- 1				
5- 4	0- 0	0- 0	AWAY	0- 2	1- 0	4- 2				
0- 1	0- 0	0- 1	NEUTRAL	0- 0	0- 0	0- 0				
4- 3	0- 0	0- 1	NON-CONFERENCE	0- 1	0- 0	4- 1				
1- 0	0- 0	0- 0	HOME	0- 0	0- 0	1- 0				
3- 2	0- 0	0- 0	AWAY	0- 1	0- 0	3- 1				
0- 1	0- 0	0- 1	NEUTRAL	0- 0	0- 0	0- 0				
3- 3	0- 0	0- 0	CONFERENCE	0- 1	1- 0	2- 2				
1- 1	0- 0	0- 0	HOME	0- 0	0- 0	1- 1				
2- 2	0- 0	0- 0	AWAY	0- 1	1- 0	1- 1				
0- 0	0- 0	0- 0	NEUTRAL	0- 0	0- 0	0- 0				

RPI S	Opponent	Score	RPI S	Opponent	Score	RPI S	Opponent	Score	RPI S	Opponent	Score	Team's RPI: 189
38 N	Georgia Tech	60 85	53 A	Colorado	59 75	101 A	Sacramento St.	97 79	185 A	Northern Colo.	75 63	
			97 A	North Dakota	68 71	247 H	Idaho St.	65 69	256 A	A&M-Corpus Christi	74 67	
						273 A	Boise St.	90 86	292 A	Houston Baptist	77 88	
						297 A	Northern Ariz.	77 82	302 H	Weber St.	76 64	
						320 A	LIU Brooklyn	57 44	346 H	Utah Valley	74 63	
LAST 12 Division I GAMES:												
302 H	Weber St.	76 64	247 H	Idaho St.	65 69	320 A	LIU Brooklyn	57 44	38 N	Georgia Tech	60 85	
297 A	Northern Ariz.	77 82	346 H	Utah Valley	74 63	292 A	Houston Baptist	77 88	97 A	North Dakota	68 71	
101 A	Sacramento St.	97 79	256 A	A&M-Corpus Christi	74 67	185 A	Northern Colo.	75 63	53 A	Colorado	59 75	

Non-Div I Games: Westminster (UT) 68 65 Arizona Christian 101 44

Southern Utah

Loss, Non-Conf, S Site, H Home A Away N Neutral

Providence

Through Games Of Jan. 19, 2014

Average RPI Win:	258	WON-LOST	WINNING	LAST 10	STRENGTH OF	OPP. STRENGTH	TEAM	ADJ.	CONF.	ADJ CONF.
Average RPI Loss:	72	RECORD	PCT. RANK	GAMES	SCHEDULE	OF SCHEDULE	RPI	RPI	RPI	RPI
DIV. I ONLY	6- 11	249	2- 8	136	68	190	190	7	7	
DIV. I NON-CONF.	5- 6	173	1- 5	165	128	172	172	7	7	
TOTALS	RPI 1-25	RPI 26-50	W-L RECORDS	RPI 51-100	RPI 101-150	RPI 150+				
6- 11	0- 2	0- 2	OVERALL	0- 4	1- 2	5- 1				
3- 5	0- 1	0- 0	HOME	0- 2	1- 2	2- 0				
3- 6	0- 1	0- 2	AWAY	0- 2	0- 0	3- 1				
0- 0	0- 0	0- 0	NEUTRAL	0- 0	0- 0	0- 0				
5- 6	0- 2	0- 0	NON-CONFERENCE	0- 3	0- 1	5- 0				
2- 3	0- 1	0- 0	HOME	0- 1	0- 1	2- 0				
3- 3	0- 1	0- 0	AWAY	0- 2	0- 0	3- 0				
0- 0	0- 0	0- 0	NEUTRAL	0- 0	0- 0	0- 0				
1- 5	0- 0	0- 2	CONFERENCE	0- 1	1- 1	0- 1				
1- 2	0- 0	0- 0	HOME	0- 1	1- 1	0- 0				
0- 3	0- 0	0- 2	AWAY	0- 0	0- 0	0- 1				
0- 0	0- 0	0- 0	NEUTRAL	0- 0	0- 0	0- 0				

RPI S	Opponent	Score	RPI S	Opponent	Score	RPI S	Opponent	Score	RPI S	Opponent	Score	Team's RPI: 190
7	A Arizona St.	65 86	34	A Villanova	59 68	66	H Boston College	71 80	103	H Albany (NY)	60 70	
19	H Dayton	65 83	45	A DePaul	71 91	73	H Creighton	65 97	106	H Butler	65 68	
						83	A Drexel	52 62	145	H Georgetown	70 61	
						88	A Duquesne	78 83	166	A Xavier	52 75	
									205	H Hartford	79 53	
									262	H Bryant	104 67	
									298	A Dartmouth	82 72	
									312	A UMass Lowell	109 74	
									323	A Rhode Island	54 51	
LAST 12 Division I GAMES:												
145	H Georgetown	70 61	166	A Xavier	52 75							
73	H Creighton	65 97	323	A Rhode Island	54 51							
45	A DePaul	71 91	19	H Dayton	65 83							
34	A Villanova	59 68	88	A Duquesne	78 83							
106	H Butler	65 68	103	H Albany (NY)	60 70							
66	H Boston College	71 80	7	A Arizona St.	65 86							

Non-Div I Games:

Providence

Loss, Non-Conf, S Site, H Home A Away N Neutral

Average RPI Win:	313	WON-LOST	WINNING	LAST 10	STRENGTH OF	OPP. STRENGTH	TEAM	ADJ.	CONF.	ADJ CONF.
Average RPI Loss:	118	RECORD	PCT. RANK	GAMES	SCHEDULE	OF SCHEDULE	RPI	RPI	RPI	RPI
DIV. I ONLY	5- 10	255	5- 5	203	229	191	191	32	32	
DIV. I NON-CONF.	1- 10	331	1- 7	52	142	236	236	32	32	
TOTALS	RPI 1-25	RPI 26-50	W-L RECORDS	RPI 51-100	RPI 101-150	RPI 150+				
5- 10	0- 0	0- 1	OVERALL	0- 3	0- 3	5- 3				
1- 0	0- 0	0- 0	HOME	0- 0	0- 0	1- 0				
3- 9	0- 0	0- 0	AWAY	0- 3	0- 3	3- 3				
1- 1	0- 0	0- 1	NEUTRAL	0- 0	0- 0	1- 0				
1- 10	0- 0	0- 1	NON-CONFERENCE	0- 3	0- 3	1- 3				
0- 0	0- 0	0- 0	HOME	0- 0	0- 0	0- 0				
0- 9	0- 0	0- 0	AWAY	0- 3	0- 3	0- 3				
1- 1	0- 0	0- 1	NEUTRAL	0- 0	0- 0	1- 0				
4- 0	0- 0	0- 0	CONFERENCE	0- 0	0- 0	4- 0				
1- 0	0- 0	0- 0	HOME	0- 0	0- 0	1- 0				
3- 0	0- 0	0- 0	AWAY	0- 0	0- 0	3- 0				
0- 0	0- 0	0- 0	NEUTRAL	0- 0	0- 0	0- 0				

RPI 1-25				RPI 26-50				RPI 51-100				RPI 101+				Team's RPI: 191	
RPI	S	Opponent	Score	RPI	S	Opponent	Score	RPI	S	Opponent	Score	RPI	S	Opponent	Score		
				34	N	Villanova	53 87	57	A	Arkansas	54 100	109	A	Southern Miss.	61 76		
								62	A	SMU	52 91	140	A	Memphis	51 62		
								69	A	Mississippi St.	58 98	143	A	Illinois	70 93		
												163	A	Ole Miss	60 72		
												183	A	Northern Ill.	60 79		
												218	A	Toledo	48 95		
												237	N	Eastern Ky.	68 58		
												309	A	Alabama St.	56 54		
												336	A	Alcorn	70 55		
												340	H	Ark.-Pine Bluff	60 49		
												343	A	Alabama A&M	83 77		
LAST 12 Division I GAMES:																	
				343	A	Alabama A&M	83 77					336	A	Alcorn	70 55		
				309	A	Alabama St.	56 54					163	A	Ole Miss	60 72		
				340	H	Ark.-Pine Bluff	60 49					237	N	Eastern Ky.	68 58		
				69	A	Mississippi St.	58 98					109	A	Southern Miss.	61 76		
				57	A	Arkansas	54 100					62	A	SMU	52 91		
				140	A	Memphis	51 62					143	A	Illinois	70 93		

Non-Div I Games:

Mississippi Val.

■ Loss, 
 ■ Non-Conf, 
 ■ S Site, 
 ■ H Home 
 ■ A Away 
 N Neutral

Average RPI Win:	239	WON-LOST	WINNING	LAST 10	STRENGTH OF	OPP. STRENGTH	TEAM	ADJ.	CONF.	ADJ CONF.
Average RPI Loss:	139	RECORD	PCT. RANK	GAMES	SCHEDULE	OF SCHEDULE	RPI	RPI	RPI	RPI
DIV. I ONLY	8- 7	135	5- 3	280	168	192	192	25	25	
DIV. I NON-CONF.	4- 6	210	2- 3	299	103	257	257	25	25	
TOTALS	RPI 1-25	RPI 26-50	W-L RECORDS	RPI 51-100	RPI 101-150	RPI 150+				
8- 7	0- 1	0- 0	OVERALL	0- 3	0- 0	8- 3				
4- 2	0- 0	0- 0	HOME	0- 2	0- 0	4- 0				
3- 4	0- 1	0- 0	AWAY	0- 1	0- 0	3- 2				
1- 1	0- 0	0- 0	NEUTRAL	0- 0	0- 0	1- 1				
4- 6	0- 1	0- 0	NON-CONFERENCE	0- 3	0- 0	4- 2				
2- 2	0- 0	0- 0	HOME	0- 2	0- 0	2- 0				
1- 3	0- 1	0- 0	AWAY	0- 1	0- 0	1- 1				
1- 1	0- 0	0- 0	NEUTRAL	0- 0	0- 0	1- 1				
4- 1	0- 0	0- 0	CONFERENCE	0- 0	0- 0	4- 1				
2- 0	0- 0	0- 0	HOME	0- 0	0- 0	2- 0				
2- 1	0- 0	0- 0	AWAY	0- 0	0- 0	2- 1				
0- 0	0- 0	0- 0	NEUTRAL	0- 0	0- 0	0- 0				

RPI 1-25				RPI 26-50				RPI 51-100				RPI 101+ Team's RPI: 192			
RPI	S	Opponent	Score	RPI	S	Opponent	Score	RPI	S	Opponent	Score	RPI	S	Opponent	Score
4	A	LSU	58 86					62	H	SMU	69 81	165	A	Northwestern St.	54 66
								71	H	Stetson	77 84	174	H	Lamar	64 43
								82	A	TCU	52 60	175	H	Sam Houston St.	89 59
												223	H	Georgia St.	66 60
												227	A	Arizona	60 56
												237	H	Grambling	92 55
												256	A	A&M-Corpus Christi	58 51
												281	A	La.-Monroe	83 85
												292	A	Houston Baptist	71 60
												310	N	Kent St.	52 54
												324	N	Prairie View	76 70
LAST 12 Division I GAMES:															
256	A	A&M-Corpus Christi	58 51	165	A	Northwestern St.	54 66								
292	A	Houston Baptist	71 60	82	A	TCU	52 60								
175	H	Sam Houston St.	89 59	310	N	Kent St.	52 54								
174	H	Lamar	64 43	324	N	Prairie View	76 70								
237	H	Grambling	92 55	62	H	SMU	69 81								
281	A	La.-Monroe	83 85	227	A	Arizona	60 56								

Non-Div I Games: Henderson St. 72 56 Tex. A&amp;M-Commerce 101 59

Stephen F. Austin



Average RPI Win:	239	WON-LOST	WINNING	LAST 10	STRENGTH OF	OPP. STRENGTH	TEAM	ADJ.	CONF.	ADJ CONF.
Average RPI Loss:	108	RECORD	PCT. RANK	GAMES	SCHEDULE	OF SCHEDULE	RPI	RPI	RPI	RPI
DIV. I ONLY	7- 9	201	5- 4	160	201	193	193	11	11	
DIV. I NON-CONF.	5- 7	198	4- 3	249	155	242	242	13	13	
TOTALS	RPI 1-25	RPI 26-50	W-L RECORDS	RPI 51-100	RPI 101-150	RPI 150+				
7- 9	0- 0	0- 1	OVERALL	1- 4	0- 2	6- 2				
4- 4	0- 0	0- 1	HOME	1- 1	0- 1	3- 1				
2- 5	0- 0	0- 0	AWAY	0- 3	0- 1	2- 1				
1- 0	0- 0	0- 0	NEUTRAL	0- 0	0- 0	1- 0				
5- 7	0- 0	0- 1	NON-CONFERENCE	0- 4	0- 2	5- 0				
3- 3	0- 0	0- 1	HOME	0- 1	0- 1	3- 0				
1- 4	0- 0	0- 0	AWAY	0- 3	0- 1	1- 0				
1- 0	0- 0	0- 0	NEUTRAL	0- 0	0- 0	1- 0				
2- 2	0- 0	0- 0	CONFERENCE	1- 0	0- 0	1- 2				
1- 1	0- 0	0- 0	HOME	1- 0	0- 0	0- 1				
1- 1	0- 0	0- 0	AWAY	0- 0	0- 0	1- 1				
0- 0	0- 0	0- 0	NEUTRAL	0- 0	0- 0	0- 0				

RPI 1-25			RPI 26-50			RPI 51-100			RPI 101+			Team's RPI: 193			
RPI	S	Opponent	Score	RPI	S	Opponent	Score	RPI	S	Opponent	Score				
				34	H	Villanova	61 68	66	A	Boston College	69 89	139	A	UCF	66 71
								76	H	FGCU	55 75	144	H	Wake Forest	79 86
								80	A	Florida	74 90	158	A	Fla. Atlantic	96 88
								81	H	East Carolina	76 75	173	H	Rice	41 59
								85	A	Harvard	52 64	178	N	La Salle	84 58
												179	A	Tulsa	73 78
												269	A	Tennessee Tech	70 65
												321	H	Valparaiso	65 47
												324	H	Prairie View	77 52
												341	H	Fairleigh Dickinson	79 57
LAST 12 Division I GAMES:															
				158	A	Fla. Atlantic	96 88	179	A	Tulsa	73 78				
				81	H	East Carolina	76 75	178	N	La Salle	84 58				
				173	H	Rice	41 59	269	A	Tennessee Tech	70 65				
				144	H	Wake Forest	79 86	324	H	Prairie View	77 52				
				341	H	Fairleigh Dickinson	79 57	34	H	Villanova	61 68				
				80	A	Florida	74 90	321	H	Valparaiso	65 47				

Non-Div I Games: Palm Beach Atl. 78 44

FIU

■ Loss, 
 ■ Non-Conf, S Site, 
 ■ Home 
 ■ Away 
 N Neutral

## Bakersfield

Through Games Of Jan. 19, 2014

Average RPI Win:	266	WON-LOST	WINNING	LAST 10	STRENGTH OF	OPP. STRENGTH	TEAM	ADJ.	CONF.	ADJ CONF.
Average RPI Loss:	127	RECORD	PCT. RANK	GAMES	SCHEDULE	OF SCHEDULE	RPI	RPI	RPI	RPI
DIV. I ONLY	6- 8	220	5- 4	245	243	194	194	30	30	
DIV. I NON-CONF.	4- 6	210	4- 3	261	152	195	195	30	30	
TOTALS	RPI 1-25	RPI 26-50	W-L RECORDS	RPI 51-100	RPI 101-150	RPI 150+				
6- 8	0- 1	0- 1	OVERALL	0- 1	0- 3	6- 2				
3- 1	0- 0	0- 0	HOME	0- 0	0- 1	3- 0				
3- 7	0- 1	0- 1	AWAY	0- 1	0- 2	3- 2				
0- 0	0- 0	0- 0	NEUTRAL	0- 0	0- 0	0- 0				
4- 6	0- 1	0- 1	NON-CONFERENCE	0- 1	0- 1	4- 2				
2- 0	0- 0	0- 0	HOME	0- 0	0- 0	2- 0				
2- 6	0- 1	0- 1	AWAY	0- 1	0- 1	2- 2				
0- 0	0- 0	0- 0	NEUTRAL	0- 0	0- 0	0- 0				
2- 2	0- 0	0- 0	CONFERENCE	0- 0	0- 2	2- 0				
1- 1	0- 0	0- 0	HOME	0- 0	0- 1	1- 0				
1- 1	0- 0	0- 0	AWAY	0- 0	0- 1	1- 0				
0- 0	0- 0	0- 0	NEUTRAL	0- 0	0- 0	0- 0				

RPI 1-25				RPI 26-50				RPI 51-100				RPI 101+ Team's RPI: 194			
RPI	S	Opponent	Score	RPI	S	Opponent	Score	RPI	S	Opponent	Score	RPI	S	Opponent	Score
15	A	California	51 70	43	A	Oregon St.	49 80	92	A	Oregon	91 131	112	A	Cal Poly	54 63
												114	H	Idaho	69 96
												141	A	Grand Canyon	64 78
												180	A	Cal St. Northridge	74 73
												210	A	San Francisco	85 70
												231	H	Seattle	80 78
												234	A	UNLV	74 76
												263	A	UC Riverside	66 85
												292	H	Houston Baptist	81 61
												334	H	Neb. Omaha	69 65
												346	A	Utah Valley	61 59
LAST 12 Division I GAMES:															
231	H	Seattle	80 78	114	H	Idaho	69 96								
141	A	Grand Canyon	64 78	210	A	San Francisco	85 70								
346	A	Utah Valley	61 59	112	A	Cal Poly	54 63								
180	A	Cal St. Northridge	74 73	263	A	UC Riverside	66 85								
292	H	Houston Baptist	81 61	334	H	Neb. Omaha	69 65								
15	A	California	51 70	234	A	UNLV	74 76								

Non-Div I Games: Fresno Pacific 81 49 Concordia (CA) 84 79

Bakersfield

Loss, Non-Conf, S Site, H Home A Away N Neutral

Average RPI Win:	281	WON-LOST	WINNING	LAST 10	STRENGTH OF	OPP. STRENGTH	TEAM	ADJ.	CONF.	ADJ CONF.
Average RPI Loss:	111	RECORD	PCT. RANK	GAMES	SCHEDULE	OF SCHEDULE	RPI	RPI	RPI	RPI
DIV. I ONLY	7- 12	248	4- 6	163	178	195	195	10	10	
DIV. I NON-CONF.	5- 8	220	3- 3	166	219	200	200	10	10	
TOTALS	RPI 1-25	RPI 26-50	W-L RECORDS	RPI 51-100	RPI 101-150	RPI 150+				
7- 12	0- 1	0- 1	OVERALL	0- 4	0- 2	7- 4				
2- 4	0- 0	0- 1	HOME	0- 0	0- 1	2- 2				
4- 6	0- 1	0- 0	AWAY	0- 3	0- 1	4- 1				
1- 2	0- 0	0- 0	NEUTRAL	0- 1	0- 0	1- 1				
5- 8	0- 1	0- 1	NON-CONFERENCE	0- 3	0- 0	5- 3				
1- 3	0- 0	0- 1	HOME	0- 0	0- 0	1- 2				
3- 3	0- 1	0- 0	AWAY	0- 2	0- 0	3- 0				
1- 2	0- 0	0- 0	NEUTRAL	0- 1	0- 0	1- 1				
2- 4	0- 0	0- 0	CONFERENCE	0- 1	0- 2	2- 1				
1- 1	0- 0	0- 0	HOME	0- 0	0- 1	1- 0				
1- 3	0- 0	0- 0	AWAY	0- 1	0- 1	1- 1				
0- 0	0- 0	0- 0	NEUTRAL	0- 0	0- 0	0- 0				

RPI	S	Opponent	Score	RPI	S	Opponent	Score	RPI	S	Opponent	Score	RPI	S	Opponent	Score	Team's RPI: 195
3	A	UConn	38 96	41	H	Marist	65 76	66	A	Boston College	52 63	126	H	Lafayette	63 68	
								74	A	Navy	50 70	136	A	Holy Cross	59 69	
								85	A	Harvard	67 76	160	N	Old Dominion	56 62	
								86	N	St. Bonaventure	64 65	167	H	Northeastern	62 73	
												170	A	Colgate	64 81	
												200	H	Lehigh	71 64	
												213	H	Yale	68 78	
												242	A	New Hampshire	69 58	
												253	A	Loyola Maryland	70 60	
												291	A	Massachusetts	66 63	
												322	N	Monmouth	52 43	
												323	H	Rhode Island	52 49	
												335	A	Vermont	80 62	
LAST 12 Division I GAMES:																
170	A	Colgate	64 81	253	A	Loyola Maryland	70 60									
126	H	Lafayette	63 68	242	A	New Hampshire	69 58									
74	A	Navy	50 70	41	H	Marist	65 76									
200	H	Lehigh	71 64	66	A	Boston College	52 63									
136	A	Holy Cross	59 69	291	A	Massachusetts	66 63									
335	A	Vermont	80 62	160	N	Old Dominion	56 62									

Non-Div I Games:

Boston U.

■ Loss, 
 ■ Non-Conf, S Site, 
 ■ Home 
 ■ Away 
 N Neutral

Average RPI Win:	220	WON-LOST	WINNING	LAST 10	STRENGTH OF	OPP. STRENGTH	TEAM	ADJ.	CONF.	ADJ CONF.
Average RPI Loss:	177	RECORD	PCT. RANK	GAMES	SCHEDULE	OF SCHEDULE	RPI	RPI	RPI	RPI
DIV. I ONLY	9- 8	144	5- 5	286	190	196	196	22	22	
DIV. I NON-CONF.	4- 7	229	2- 4	263	118	254	254	21	21	
TOTALS	RPI 1-25	RPI 26-50	W-L RECORDS	RPI 51-100	RPI 101-150	RPI 150+				
9- 8	0- 0	0- 0	OVERALL	2- 0	1- 4	6- 4				
4- 3	0- 0	0- 0	HOME	1- 0	0- 2	3- 1				
4- 5	0- 0	0- 0	AWAY	0- 0	1- 2	3- 3				
1- 0	0- 0	0- 0	NEUTRAL	1- 0	0- 0	0- 0				
4- 7	0- 0	0- 0	NON-CONFERENCE	2- 0	0- 4	2- 3				
2- 3	0- 0	0- 0	HOME	1- 0	0- 2	1- 1				
1- 4	0- 0	0- 0	AWAY	0- 0	0- 2	1- 2				
1- 0	0- 0	0- 0	NEUTRAL	1- 0	0- 0	0- 0				
5- 1	0- 0	0- 0	CONFERENCE	0- 0	1- 0	4- 1				
2- 0	0- 0	0- 0	HOME	0- 0	0- 0	2- 0				
3- 1	0- 0	0- 0	AWAY	0- 0	1- 0	2- 1				
0- 0	0- 0	0- 0	NEUTRAL	0- 0	0- 0	0- 0				

RPI 1-25			RPI 26-50			RPI 51-100			RPI 101+ Team's RPI: 196		
RPI	S	Opponent	Score	RPI	S	Opponent	Score	RPI	S	Opponent	Score
						87 N	UT Martin	70 61	106 A	Butler	47 53
						99 H	Cincinnati	77 61	115 H	Ball St.	63 67
									117 A	IUPUI	63 86
									132 H	Western Ky.	64 74
									150 A	USC Upstate	76 60
									207 A	Youngstown St.	53 67
									211 A	Jacksonville	56 67
									216 H	Mercer	72 61
									225 H	Illinois St.	61 48
									243 H	Miami (OH)	66 76
									265 A	East Tenn. St.	73 63
									283 A	UNC Wilmington	62 65
									290 A	Robert Morris	71 62
									313 H	Kennesaw St.	79 51
									333 A	North Florida	57 51
LAST 12 Division I GAMES:											
333	A	North Florida	57 51	211	A	Jacksonville	56 67				
313	H	Kennesaw St.	79 51	117	A	IUPUI	63 86				
216	H	Mercer	72 61	106	A	Butler	47 53				
265	A	East Tenn. St.	73 63	243	H	Miami (OH)	66 76				
150	A	USC Upstate	76 60	87	N	UT Martin	70 61				
115	H	Ball St.	63 67	290	A	Robert Morris	71 62				

Non-Div I Games:

Northern Ky.

■ Loss, 
 ■ Non-Conf, 
 ■ S Site, 
 ■ H Home 
 ■ A Away 
 N Neutral

N.C. Central

Through Games Of Jan. 19, 2014

Average RPI Win:	272	WON-LOST	WINNING	LAST 10	STRENGTH OF	OPP. STRENGTH	TEAM	ADJ.	CONF.	ADJ CONF.
Average RPI Loss:	144	RECORD	PCT. RANK	GAMES	SCHEDULE	OF SCHEDULE	RPI	RPI	RPI	RPI
DIV. I ONLY	7- 8	186	3- 6	283	150	197	197	24	24	
DIV. I NON-CONF.	5- 7	198	3- 5	201	196	191	191	24	24	
TOTALS	RPI 1-25	RPI 26-50	W-L RECORDS	RPI 51-100	RPI 101-150	RPI 150+				
7- 8	0- 1	0- 1	OVERALL	0- 1	0- 1	7- 4				
3- 2	0- 0	0- 0	HOME	0- 0	0- 0	3- 2				
4- 6	0- 1	0- 1	AWAY	0- 1	0- 1	4- 2				
0- 0	0- 0	0- 0	NEUTRAL	0- 0	0- 0	0- 0				
5- 7	0- 1	0- 1	NON-CONFERENCE	0- 1	0- 1	5- 3				
2- 2	0- 0	0- 0	HOME	0- 0	0- 0	2- 2				
3- 5	0- 1	0- 1	AWAY	0- 1	0- 1	3- 1				
0- 0	0- 0	0- 0	NEUTRAL	0- 0	0- 0	0- 0				
2- 1	0- 0	0- 0	CONFERENCE	0- 0	0- 0	2- 1				
1- 0	0- 0	0- 0	HOME	0- 0	0- 0	1- 0				
1- 1	0- 0	0- 0	AWAY	0- 0	0- 0	1- 1				
0- 0	0- 0	0- 0	NEUTRAL	0- 0	0- 0	0- 0				

RPI 1-25				RPI 26-50				RPI 51-100				RPI 101+ Team's RPI: 197			
RPI	S	Opponent	Score	RPI	S	Opponent	Score	RPI	S	Opponent	Score	RPI	S	Opponent	Score
10	A	South Carolina	27 79	30	A	Ohio St.	47 65	78	A	South Fla.	35 93	122	A	Winthrop	46 68
												160	A	Old Dominion	44 68
												203	A	Florida A&M	71 64
												230	H	Coastal Caro.	55 66
												239	H	Campbell	45 56
												240	H	Western Caro.	73 69
												258	H	Gardner-Webb	89 58
												266	A	UNC Asheville	76 65
												268	H	Delaware St.	75 61
												280	A	Bethune-Cookman	52 67
												329	A	Presbyterian	55 44
												337	A	Wofford	53 44
LAST 12 Division I GAMES:															
280	A	Bethune-Cookman	52 67	268	H	Delaware St.	75 61								
203	A	Florida A&M	71 64	239	H	Campbell	45 56								
122	A	Winthrop	46 68	10	A	South Carolina	27 79								
160	A	Old Dominion	44 68	337	A	Wofford	53 44								
30	A	Ohio St.	47 65	258	H	Gardner-Webb	89 58								
240	H	Western Caro.	73 69	266	A	UNC Asheville	76 65								

Non-Div I Games: Bluefield St. 53 54

N.C. Central

Loss, Non-Conf, S Site, H Home A Away N Neutral

Average RPI Win:	240	WON-LOST	WINNING	LAST 10	STRENGTH OF	OPP. STRENGTH	TEAM	ADJ.	CONF.	ADJ CONF.
Average RPI Loss:	144	RECORD	PCT. RANK	GAMES	SCHEDULE	OF SCHEDULE	RPI	RPI	RPI	RPI
DIV. I ONLY	7- 7	156	3- 6	250	237	198	198	21	21	
DIV. I NON-CONF.	5- 4	132	2- 4	197	169	140	140	23	23	
TOTALS	RPI 1-25	RPI 26-50	W-L RECORDS	RPI 51-100	RPI 101-150	RPI 150+				
7- 7	0- 0	0- 0	OVERALL	0- 3	1- 1	6- 3				
4- 2	0- 0	0- 0	HOME	0- 0	1- 0	3- 2				
3- 4	0- 0	0- 0	AWAY	0- 2	0- 1	3- 1				
0- 1	0- 0	0- 0	NEUTRAL	0- 1	0- 0	0- 0				
5- 4	0- 0	0- 0	NON-CONFERENCE	0- 3	1- 0	4- 1				
3- 0	0- 0	0- 0	HOME	0- 0	1- 0	2- 0				
2- 3	0- 0	0- 0	AWAY	0- 2	0- 0	2- 1				
0- 1	0- 0	0- 0	NEUTRAL	0- 1	0- 0	0- 0				
2- 3	0- 0	0- 0	CONFERENCE	0- 0	0- 1	2- 2				
1- 2	0- 0	0- 0	HOME	0- 0	0- 0	1- 2				
1- 1	0- 0	0- 0	AWAY	0- 0	0- 1	1- 0				
0- 0	0- 0	0- 0	NEUTRAL	0- 0	0- 0	0- 0				

RPI 1-25			RPI 26-50			RPI 51-100			RPI 101+			Team's RPI: 198
RPI	S	Opponent	Score	RPI	S	Opponent	Score	RPI	S	Opponent	Score	
						54 A	BYU	74 84	128 A	Colorado St.	78 88	
						72 A	Nebraska	75 95	148 H	Utah	77 61	
						93 N	Hampton	88 98	168 A	South Dakota	71 81	
									180 A	Cal St. Northridge	75 67	
									219 H	Nevada	72 76	
									221 A	San Jose St.	78 65	
									246 H	Loyola Marymount	100 58	
									247 H	Idaho St.	78 66	
									273 H	Boise St.	68 71	
									295 A	UC Santa Barbara	81 70	
									342 H	Air Force	88 78	
LAST 12 Division I GAMES:												
128 A		Colorado St.	78 88	273 H		Boise St.	68 71					
219 H		Nevada	72 76	72 A		Nebraska	75 95					
221 A		San Jose St.	78 65	168 A		South Dakota	71 81					
342 H		Air Force	88 78	180 A		Cal St. Northridge	75 67					
54 A		BYU	74 84	93 N		Hampton	88 98					
295 A		UC Santa Barbara	81 70	247 H		Idaho St.	78 66					

Non-Div I Games: Black Hills St. 103 46 Col. of Idaho 81 86

Utah St.

Loss, Non-Conf, S Site, H Home A Away N Neutral

Average RPI Win:	272	WON-LOST	WINNING	LAST 10	STRENGTH OF	OPP. STRENGTH	TEAM	ADJ.	CONF.	ADJ CONF.
Average RPI Loss:	156	RECORD	PCT. RANK	GAMES	SCHEDULE	OF SCHEDULE	RPI	RPI	RPI	RPI
DIV. I ONLY	7- 9	201	4- 6	174	342	199	199	30	30	
DIV. I NON-CONF.	4- 7	229	2- 5	140	332	196	196	30	30	
TOTALS	RPI 1-25	RPI 26-50	W-L RECORDS	RPI 51-100	RPI 101-150	RPI 150+				
7- 9	0- 1	0- 0	OVERALL	0- 3	1- 1	6- 4				
4- 1	0- 0	0- 0	HOME	0- 1	1- 0	3- 0				
1- 7	0- 1	0- 0	AWAY	0- 2	0- 1	1- 3				
2- 1	0- 0	0- 0	NEUTRAL	0- 0	0- 0	2- 1				
4- 7	0- 1	0- 0	NON-CONFERENCE	0- 3	0- 0	4- 3				
1- 1	0- 0	0- 0	HOME	0- 1	0- 0	1- 0				
1- 5	0- 1	0- 0	AWAY	0- 2	0- 0	1- 2				
2- 1	0- 0	0- 0	NEUTRAL	0- 0	0- 0	2- 1				
3- 2	0- 0	0- 0	CONFERENCE	0- 0	1- 1	2- 1				
3- 0	0- 0	0- 0	HOME	0- 0	1- 0	2- 0				
0- 2	0- 0	0- 0	AWAY	0- 0	0- 1	0- 1				
0- 0	0- 0	0- 0	NEUTRAL	0- 0	0- 0	0- 0				

RPI 1-25				RPI 26-50				RPI 51-100				RPI 101+ Team's RPI: 199			
RPI	S	Opponent	Score	RPI	S	Opponent	Score	RPI	S	Opponent	Score	RPI	S	Opponent	Score
23	A	Oklahoma St.	48 90					67	A	Wichita St.	40 69	114	A	Idaho	65 76
								82	A	TCU	47 73	141	H	Grand Canyon	60 58
								98	H	VCU	57 67	159	N	UNI	70 47
												201	A	Texas Tech	48 70
												231	A	Seattle	62 84
												256	A	A&M-Corpus Christi	54 68
												292	A	Houston Baptist	76 74
												305	N	Norfolk St.	50 36
												330	H	UMKC	65 50
												332	H	Texas-Arlington	75 63
												334	N	Neb. Omaha	61 73
												345	H	Chicago St.	66 44
LAST 12 Division I GAMES:															
330	H	UMKC	65 50	345	H	Chicago St.	66 44								
231	A	Seattle	62 84	334	N	Neb. Omaha	61 73								
114	A	Idaho	65 76	332	H	Texas-Arlington	75 63								
141	H	Grand Canyon	60 58	82	A	TCU	47 73								
23	A	Oklahoma St.	48 90	256	A	A&M-Corpus Christi	54 68								
67	A	Wichita St.	40 69	292	A	Houston Baptist	76 74								

Non-Div I Games: Schreiner 87 46 Texas Lutheran 80 37

Tex.-Pan American

■ Loss, 
 ■ Non-Conf, 
 ■ S Site, 
 ■ H Home 
 ■ A Away 
 N Neutral

Average RPI Win: <b>244</b>	WON-LOST	WINNING	LAST 10	STRENGTH OF	OPP. STRENGTH	TEAM	ADJ.	CONF.	ADJ CONF.
Average RPI Loss: <b>147</b>	RECORD	PCT. RANK	GAMES	SCHEDULE	OF SCHEDULE	RPI	RPI	RPI	RPI
DIV. I ONLY	<b>9- 8</b>	<b>144</b>	<b>4- 6</b>	<b>263</b>	<b>195</b>	<b>200</b>	<b>200</b>	<b>10</b>	<b>10</b>
DIV. I NON-CONF.	<b>7- 4</b>	<b>95</b>	<b>3- 3</b>	<b>297</b>	<b>218</b>	<b>187</b>	<b>187</b>	<b>10</b>	<b>10</b>
TOTALS	RPI 1-25	RPI 26-50	W-L RECORDS	RPI 51-100	RPI 101-150	RPI 150+			
9- 8	0- 0	0- 2	OVERALL	0- 1	2- 2	7- 3			
6- 3	0- 0	0- 1	HOME	0- 0	1- 1	5- 1			
3- 5	0- 0	0- 1	AWAY	0- 1	1- 1	2- 2			
0- 0	0- 0	0- 0	NEUTRAL	0- 0	0- 0	0- 0			
7- 4	0- 0	0- 2	NON-CONFERENCE	0- 0	1- 1	6- 1			
4- 2	0- 0	0- 1	HOME	0- 0	0- 1	4- 0			
3- 2	0- 0	0- 1	AWAY	0- 0	1- 0	2- 1			
0- 0	0- 0	0- 0	NEUTRAL	0- 0	0- 0	0- 0			
2- 4	0- 0	0- 0	CONFERENCE	0- 1	1- 1	1- 2			
2- 1	0- 0	0- 0	HOME	0- 0	1- 0	1- 1			
0- 3	0- 0	0- 0	AWAY	0- 1	0- 1	0- 1			
0- 0	0- 0	0- 0	NEUTRAL	0- 0	0- 0	0- 0			

RPI S	Opponent	Score	RPI S	Opponent	Score	RPI S	Opponent	Score	RPI S	Opponent	Score	Team's RPI: 200
30	A Ohio St.	63 <b>93</b>	34	H Villanova	73 <b>79</b>	94	A Army	63 <b>74</b>	129	A American	61 <b>70</b>	
									136	H Holy Cross	87 82	
									137	H Delaware	64 <b>77</b>	
									138	A Fairfield	73 67	
									170	H Colgate	76 69	
									172	H Mt. St. Mary's	95 67	
									195	A Boston U.	64 <b>71</b>	
									253	H Loyola Maryland	64 <b>70</b>	
									279	A Niagara	93 73	
									301	A Columbia	80 <b>87</b>	
									316	H NJIT	77 72	
									323	A Rhode Island	65 57	
									326	H Saint Peter's	75 54	
									335	H Vermont	87 78	
LAST 12 Division I GAMES:												
129	A American	61 <b>70</b>	136	H Holy Cross	87 82							
253	H Loyola Maryland	64 <b>70</b>	137	H Delaware	64 <b>77</b>							
94	A Army	63 <b>74</b>	335	H Vermont	87 78							
195	A Boston U.	64 <b>71</b>	326	H Saint Peter's	75 54							
170	H Colgate	76 69	30	A Ohio St.	63 <b>93</b>							
301	A Columbia	80 <b>87</b>	323	A Rhode Island	65 57							

Non-Div I Games:

Lehigh

  Loss, 
  Non-Conf, 
  S Site, 
  H Home 
  A Away 
N Neutral



Average RPI Win:	227	WON-LOST	WINNING	LAST 10	STRENGTH OF	OPP. STRENGTH	TEAM	ADJ.	CONF.	ADJ CONF.
Average RPI Loss:	75	RECORD	PCT. RANK	GAMES	SCHEDULE	OF SCHEDULE	RPI	RPI	RPI	RPI
DIV. I ONLY	6- 10	243	2- 7	77	84	201	201	5	5	
DIV. I NON-CONF.	6- 4	114	3- 2	173	201	185	185	6	6	
TOTALS	RPI 1-25	RPI 26-50	W-L RECORDS	RPI 51-100	RPI 101-150	RPI 150+				
6- 10	0- 2	0- 1	OVERALL	0- 4	0- 2	6- 1				
6- 4	0- 1	0- 0	HOME	0- 2	0- 1	6- 0				
0- 4	0- 1	0- 1	AWAY	0- 0	0- 1	0- 1				
0- 2	0- 0	0- 0	NEUTRAL	0- 2	0- 0	0- 0				
6- 4	0- 1	0- 0	NON-CONFERENCE	0- 2	0- 0	6- 1				
6- 1	0- 1	0- 0	HOME	0- 0	0- 0	6- 0				
0- 1	0- 0	0- 0	AWAY	0- 0	0- 0	0- 1				
0- 2	0- 0	0- 0	NEUTRAL	0- 2	0- 0	0- 0				
0- 6	0- 1	0- 1	CONFERENCE	0- 2	0- 2	0- 0				
0- 3	0- 0	0- 0	HOME	0- 2	0- 1	0- 0				
0- 3	0- 1	0- 1	AWAY	0- 0	0- 1	0- 0				
0- 0	0- 0	0- 0	NEUTRAL	0- 0	0- 0	0- 0				

RPI 1-25				RPI 26-50				RPI 51-100				RPI 101+ Team's RPI: 201			
RPI	S	Opponent	Score	RPI	S	Opponent	Score	RPI	S	Opponent	Score	RPI	S	Opponent	Score
7	H	Arizona St.	77 85	28	A	Iowa St.	48 74	55	N	Rutgers	52 61	102	A	Kansas	46 67
23	A	Oklahoma St.	56 82					59	H	Oklahoma	38 68	104	H	Kansas St.	65 72
								64	N	Michigan	71 82	158	H	Fla. Atlantic	76 63
								82	H	TCU	54 65	199	H	Tex.-Pan American	70 48
												211	H	Jacksonville	62 48
												217	H	New Mexico	64 56
												227	A	Arizona	56 65
												237	H	Grambling	86 68
												340	H	Ark.-Pine Bluff	58 50
LAST 12 Division I GAMES:															
104	H	Kansas St.	65 72	23	A	Oklahoma St.	56 82	55	N	Rutgers	52 61				
102	A	Kansas	46 67	211	H	Jacksonville	62 48	64	N	Michigan	71 82				
28	A	Iowa St.	48 74	227	A	Arizona	56 65								
82	H	TCU	54 65	340	H	Ark.-Pine Bluff	58 50								
59	H	Oklahoma	38 68												
158	H	Fla. Atlantic	76 63												

Non-Div I Games: Abilene Christian 57 58

Texas Tech

Loss, Non-Conf, S Site, H Home A Away N Neutral

Average RPI Win: 266		WON-LOST	WINNING	LAST 10	STRENGTH OF	OPP. STRENGTH	TEAM	ADJ.	CONF.	ADJ CONF.
Average RPI Loss: 137		RECORD	PCT. RANK	GAMES	SCHEDULE	OF SCHEDULE	RPI	RPI	RPI	RPI
DIV. I ONLY		9- 6	108	6- 3	319	203	202	202	25	25
DIV. I NON-CONF.		5- 4	132	3- 2	240	177	159	159	25	25
TOTALS		RPI 1-25	RPI 26-50	W-L RECORDS	RPI 51-100	RPI 101-150	RPI 150+			
9- 6	0- 0		0- 2	OVERALL	0- 0	0- 1	9- 3			
6- 1	0- 0		0- 0	HOME	0- 0	0- 0	6- 1			
3- 4	0- 0		0- 1	AWAY	0- 0	0- 1	3- 2			
0- 1	0- 0		0- 1	NEUTRAL	0- 0	0- 0	0- 0			
5- 4	0- 0		0- 2	NON-CONFERENCE	0- 0	0- 1	5- 1			
3- 0	0- 0		0- 0	HOME	0- 0	0- 0	3- 0			
2- 3	0- 0		0- 1	AWAY	0- 0	0- 1	2- 1			
0- 1	0- 0		0- 1	NEUTRAL	0- 0	0- 0	0- 0			
4- 2	0- 0		0- 0	CONFERENCE	0- 0	0- 0	4- 2			
3- 1	0- 0		0- 0	HOME	0- 0	0- 0	3- 1			
1- 1	0- 0		0- 0	AWAY	0- 0	0- 0	1- 1			
0- 0	0- 0		0- 0	NEUTRAL	0- 0	0- 0	0- 0			

RPI 1-25				RPI 26-50				RPI 51-100				RPI 101+				Team's RPI: 202	
RPI	S	Opponent	Score	RPI	S	Opponent	Score	RPI	S	Opponent	Score	RPI	S	Opponent	Score		
				33	A	Baylor	57 82					105	A	Tulane	49 74		
				38	N	Georgia Tech	60 69					173	H	Rice	65 54		
												174	A	Lamar	58 72		
												175	A	Sam Houston St.	59 55		
												214	H	Louisiana Tech	63 51		
												226	H	Southeastern La.	65 82		
												244	A	Texas Southern	55 71		
												256	H	A&M-Corpus Christi	79 51		
												281	H	La.-Monroe	78 63		
												292	H	Houston Baptist	66 62		
												320	A	LIU Brooklyn	71 57		
												339	H	New Orleans	82 59		
												341	A	Fairleigh Dickinson	69 62		
LAST 12 Division I GAMES:																	
				256	H	A&M-Corpus Christi	79 51					292	H	Houston Baptist	66 62		
				174	A	Lamar	58 72					214	H	Louisiana Tech	63 51		
				175	A	Sam Houston St.	59 55					281	H	La.-Monroe	78 63		
				339	H	New Orleans	82 59					38	N	Georgia Tech	60 69		
				226	H	Southeastern La.	65 82					320	A	LIU Brooklyn	71 57		
				33	A	Baylor	57 82					341	A	Fairleigh Dickinson	69 62		

Non-Div I Games:	Southern-N.O.	77	67	Wiley	88	69
------------------	---------------	----	----	-------	----	----

McNeese St.

■ Loss, ■ Non-Conf, S Site, H Home A Away N Neutral

Average RPI Win:	237	WON-LOST	WINNING	LAST 10	STRENGTH OF	OPP. STRENGTH	TEAM	ADJ.	CONF.	ADJ CONF.
Average RPI Loss:	168	RECORD	PCT. RANK	GAMES	SCHEDULE	OF SCHEDULE	RPI	RPI	RPI	RPI
DIV. I ONLY	7- 10	223	3- 7	121	347	203	203	24	24	
DIV. I NON-CONF.	5- 7	198	1- 6	160	344	208	208	24	24	
TOTALS	RPI 1-25	RPI 26-50	W-L RECORDS	RPI 51-100	RPI 101-150	RPI 150+				
7- 10	0- 0	0- 0	OVERALL	1- 4	0- 2	6- 4				
4- 2	0- 0	0- 0	HOME	1- 1	0- 0	3- 1				
1- 7	0- 0	0- 0	AWAY	0- 2	0- 1	1- 3				
2- 1	0- 0	0- 0	NEUTRAL	0- 0	0- 1	2- 0				
5- 7	0- 0	0- 0	NON-CONFERENCE	0- 3	0- 2	5- 2				
3- 1	0- 0	0- 0	HOME	0- 1	0- 0	3- 0				
0- 5	0- 0	0- 0	AWAY	0- 2	0- 1	0- 2				
2- 1	0- 0	0- 0	NEUTRAL	0- 0	0- 1	2- 0				
2- 3	0- 0	0- 0	CONFERENCE	1- 1	0- 0	1- 2				
1- 1	0- 0	0- 0	HOME	1- 0	0- 0	0- 1				
1- 2	0- 0	0- 0	AWAY	0- 1	0- 0	1- 1				
0- 0	0- 0	0- 0	NEUTRAL	0- 0	0- 0	0- 0				

RPI 1-25				RPI 26-50				RPI 51-100				RPI 101+				Team's RPI: 203	
RPI	S	Opponent	Score	RPI	S	Opponent	Score	RPI	S	Opponent	Score	RPI	S	Opponent	Score		
								65	A	Auburn	55	92	109	A	Southern Miss.	69	96
								71	H	Stetson	66	101	144	N	Wake Forest	63	79
								79	H	N.C. A&T	55	51	182	H	Southern U.	74	67
								93	A	Hampton	67	70	197	H	N.C. Central	64	71
								98	A	VCU	67	94	211	H	Jacksonville	69	64
													237	N	Eastern Ky.	64	58
													286	A	Troy	88	100
													305	A	Norfolk St.	83	62
													307	H	Tennessee St.	66	49
													309	A	Alabama St.	63	64
													311	A	South Carolina St.	57	68
													341	N	Fairleigh Dickinson	62	52
LAST 12 Division I GAMES:																	
				79	H	N.C. A&T	55	51	311	A	South Carolina St.	57	68				
				197	H	N.C. Central	64	71	65	A	Auburn	55	92				
				341	N	Fairleigh Dickinson	62	52	93	A	Hampton	67	70				
				144	N	Wake Forest	63	79	305	A	Norfolk St.	83	62				
				98	A	VCU	67	94	71	H	Stetson	66	101				
				309	A	Alabama St.	63	64	109	A	Southern Miss.	69	96				

Non-Div I Games: Webber Int'l 65 57

Florida A&amp;M

■ Loss, 
 ■ Non-Conf, 
 ■ S Site, 
 ■ Home 
 ■ A Away 
 N Neutral

Average RPI Win:	249	WON-LOST	WINNING	LAST 10	STRENGTH OF	OPP. STRENGTH	TEAM	ADJ.	CONF.	ADJ CONF.
Average RPI Loss:	155	RECORD	PCT. RANK	GAMES	SCHEDULE	OF SCHEDULE	RPI	RPI	RPI	RPI
DIV. I ONLY	7- 9	201	3- 6	289	184	204	204	14	14	
DIV. I NON-CONF.	6- 7	165	3- 5	281	193	190	190	14	14	
TOTALS	RPI 1-25	RPI 26-50	W-L RECORDS	RPI 51-100	RPI 101-150	RPI 150+				
7- 9	0- 1	0- 0	OVERALL	0- 1	0- 2	7- 5				
3- 0	0- 0	0- 0	HOME	0- 0	0- 0	3- 0				
3- 8	0- 1	0- 0	AWAY	0- 1	0- 2	3- 4				
1- 1	0- 0	0- 0	NEUTRAL	0- 0	0- 0	1- 1				
6- 7	0- 1	0- 0	NON-CONFERENCE	0- 1	0- 2	6- 3				
2- 0	0- 0	0- 0	HOME	0- 0	0- 0	2- 0				
3- 6	0- 1	0- 0	AWAY	0- 1	0- 2	3- 2				
1- 1	0- 0	0- 0	NEUTRAL	0- 0	0- 0	1- 1				
1- 2	0- 0	0- 0	CONFERENCE	0- 0	0- 0	1- 2				
1- 0	0- 0	0- 0	HOME	0- 0	0- 0	1- 0				
0- 2	0- 0	0- 0	AWAY	0- 0	0- 0	0- 2				
0- 0	0- 0	0- 0	NEUTRAL	0- 0	0- 0	0- 0				

RPI 1-25				RPI 26-50				RPI 51-100				RPI 101+ Team's RPI: 204			
RPI	S	Opponent	Score	RPI	S	Opponent	Score	RPI	S	Opponent	Score	RPI	S	Opponent	Score
20	A	San Diego	55 79					95	A	Washington	69 72	101	A	Sacramento St.	94 99
												114	A	Idaho	63 68
												152	A	Long Beach St.	75 84
												154	A	Montana	48 71
												168	H	South Dakota	68 64
												219	A	Nevada	86 72
												228	A	Cal St. Fullerton	58 75
												235	A	Pepperdine	59 76
												246	A	Loyola Marymount	63 60
												263	H	UC Riverside	90 78
												267	N	Appalachian St.	85 77
												282	A	Denver	78 73
												294	N	North Dakota St.	61 64
												300	H	New Mexico St.	75 52
LAST 12 Division I GAMES:															
263	H	UC Riverside	90 78	228	A	Cal St. Fullerton	58 75								
152	A	Long Beach St.	75 84	154	A	Montana	48 71								
95	A	Washington	69 72	267	N	Appalachian St.	85 77								
20	A	San Diego	55 79	294	N	North Dakota St.	61 64								
300	H	New Mexico St.	75 52	246	A	Loyola Marymount	63 60								
101	A	Sacramento St.	94 99	114	A	Idaho	63 68								

Non-Div I Games: La Verne 90 53

UC Irvine

■ Loss, 
 ■ Non-Conf, 
 ■ S Site, 
 ■ H Home 
 ■ A Away 
 N Neutral

## Hartford

Through Games Of Jan. 19, 2014

Average RPI Win: <b>245</b>	WON-LOST	WINNING	LAST 10	STRENGTH OF	OPP. STRENGTH	TEAM	ADJ.	CONF.	ADJ CONF.
Average RPI Loss: <b>128</b>	RECORD	PCT. RANK	GAMES	SCHEDULE	OF SCHEDULE	RPI	RPI	RPI	RPI
DIV. I ONLY	4- 13	303	3- 7	75	197	205	205	31	31
DIV. I NON-CONF.	3- 10	284	2- 6	110	89	210	210	31	31
TOTALS	RPI 1-25	RPI 26-50	W-L RECORDS	RPI 51-100	RPI 101-150	RPI 150+			
4- 13	0- 2	0- 1	OVERALL	0- 3	0- 2	4- 5			
1- 5	0- 1	0- 0	HOME	0- 0	0- 1	1- 3			
3- 6	0- 1	0- 1	AWAY	0- 2	0- 0	3- 2			
0- 2	0- 0	0- 0	NEUTRAL	0- 1	0- 1	0- 0			
3- 10	0- 2	0- 1	NON-CONFERENCE	0- 3	0- 1	3- 3			
1- 3	0- 1	0- 0	HOME	0- 0	0- 0	1- 2			
2- 5	0- 1	0- 1	AWAY	0- 2	0- 0	2- 1			
0- 2	0- 0	0- 0	NEUTRAL	0- 1	0- 1	0- 0			
1- 3	0- 0	0- 0	CONFERENCE	0- 0	0- 1	1- 2			
0- 2	0- 0	0- 0	HOME	0- 0	0- 1	0- 1			
1- 1	0- 0	0- 0	AWAY	0- 0	0- 0	1- 1			
0- 0	0- 0	0- 0	NEUTRAL	0- 0	0- 0	0- 0			

RPI 1-25				RPI 26-50				RPI 51-100				RPI 101+ Team's RPI: 205			
RPI	S	Opponent	Score	RPI	S	Opponent	Score	RPI	S	Opponent	Score	RPI	S	Opponent	Score
3	A	UConn	34 <b>89</b>	31	A	Penn St.	56 <b>70</b>	66	A	Boston College	45 <b>65</b>	103	H	Albany (NY)	52 <b>69</b>
12	H	Vanderbilt	56 <b>65</b>					70	A	Quinnipiac	49 <b>62</b>	107	N	Missouri	45 <b>68</b>
								96	N	St. Francis Brooklyn	49 <b>56</b>	176	A	Sacred Heart	70 64
												177	A	Stony Brook	57 <b>61</b>
												190	A	Providence	53 <b>79</b>
												242	H	New Hampshire	56 <b>61</b>
												251	A	Maine	66 56
												253	A	Loyola Maryland	59 53
												272	H	Central Conn. St.	50 <b>82</b>
												291	H	Massachusetts	59 <b>63</b>
												298	H	Dartmouth	56 43
LAST 12 Division I GAMES:															
103	H	Albany (NY)	52 <b>69</b>	242	H	New Hampshire	56 <b>61</b>								
177	A	Stony Brook	57 <b>61</b>	251	A	Maine	66 56								
298	H	Dartmouth	56 43	66	A	Boston College	45 <b>65</b>								
31	A	Penn St.	56 <b>70</b>	70	A	Quinnipiac	49 <b>62</b>								
176	A	Sacred Heart	70 64	96	N	St. Francis Brooklyn	49 <b>56</b>								
12	H	Vanderbilt	56 <b>65</b>	107	N	Missouri	45 <b>68</b>								

Non-Div I Games:

Hartford

■ Loss, 
 ■ Non-Conf, 
 ■ S Site, 
 ■ H Home 
 ■ A Away 
 N Neutral

Average RPI Win:	216	WON-LOST	WINNING	LAST 10	STRENGTH OF	OPP. STRENGTH	TEAM	ADJ.	CONF.	ADJ CONF.
Average RPI Loss:	104	RECORD	PCT. RANK	GAMES	SCHEDULE	OF SCHEDULE	RPI	RPI	RPI	RPI
DIV. I ONLY	7- 8	186	6- 3	155	123	206	206	16	16	
DIV. I NON-CONF.	3- 5	225	3- 1	44	42	169	169	19	19	
TOTALS	RPI 1-25	RPI 26-50	W-L RECORDS	RPI 51-100	RPI 101-150	RPI 150+				
7- 8	0- 1	0- 1	OVERALL	0- 2	2- 2	5- 2				
7- 2	0- 0	0- 0	HOME	0- 1	2- 0	5- 1				
0- 4	0- 1	0- 0	AWAY	0- 1	0- 1	0- 1				
0- 2	0- 0	0- 1	NEUTRAL	0- 0	0- 1	0- 0				
3- 5	0- 1	0- 1	NON-CONFERENCE	0- 2	1- 1	2- 0				
3- 1	0- 0	0- 0	HOME	0- 1	1- 0	2- 0				
0- 2	0- 1	0- 0	AWAY	0- 1	0- 0	0- 0				
0- 2	0- 0	0- 1	NEUTRAL	0- 0	0- 1	0- 0				
4- 3	0- 0	0- 0	CONFERENCE	0- 0	1- 1	3- 2				
4- 1	0- 0	0- 0	HOME	0- 0	1- 0	3- 1				
0- 2	0- 0	0- 0	AWAY	0- 0	0- 1	0- 1				
0- 0	0- 0	0- 0	NEUTRAL	0- 0	0- 0	0- 0				

RPI 1-25				RPI 26-50				RPI 51-100				RPI 101+ Team's RPI: 206			
RPI	S	Opponent	Score	RPI	S	Opponent	Score	RPI	S	Opponent	Score	RPI	S	Opponent	Score
13	A	Gonzaga	58 78	28	N	Iowa St.	60 88	62	H	SMU	70 75	101	H	Sacramento St.	78 65
								100	A	Portland	65 68	106	N	Butler	51 74
												113	A	Montana St.	74 78
												114	H	Idaho	85 84
												154	A	Montana	64 81
												180	H	Cal St. Northridge	73 53
												247	H	Idaho St.	67 55
												254	H	Portland St.	74 86
												273	H	Boise St.	81 66
												297	H	Northern Ariz.	92 68
												302	H	Weber St.	78 67
LAST 12 Division I GAMES:															
297	H	Northern Ariz.	92 68	101	H	Sacramento St.	78 65	273	H	Boise St.	81 66				
113	A	Montana St.	74 78	114	H	Idaho	85 84	180	H	Cal St. Northridge	73 53				
154	A	Montana	64 81	106	N	Butler	51 74	28	N	Iowa St.	60 88				
247	H	Idaho St.	67 55												
302	H	Weber St.	78 67												
254	H	Portland St.	74 86												

Non-Div I Games: Northwest (WA) 90 48

Eastern Wash.

■ Loss, 
 ■ Non-Conf, 
 ■ S Site, 
 ■ H Home 
 ■ A Away 
 N Neutral

Average RPI Win:	219	WON-LOST	WINNING	LAST 10	STRENGTH OF	OPP. STRENGTH	TEAM	ADJ.	CONF.	ADJ CONF.
Average RPI Loss:	130	RECORD	PCT. RANK	GAMES	SCHEDULE	OF SCHEDULE	RPI	RPI	RPI	RPI
DIV. I ONLY	6- 9	232	5- 3	108	255	207	207	17	17	
DIV. I NON-CONF.	2- 9	299	1- 5	90	258	269	269	18	18	
TOTALS	RPI 1-25	RPI 26-50	W-L RECORDS	RPI 51-100	RPI 101-150	RPI 150+				
6- 9	0- 1	0- 0	OVERALL	0- 2	2- 4	4- 2				
3- 6	0- 1	0- 0	HOME	0- 2	1- 2	2- 1				
2- 2	0- 0	0- 0	AWAY	0- 0	1- 1	1- 1				
1- 1	0- 0	0- 0	NEUTRAL	0- 0	0- 1	1- 0				
2- 9	0- 1	0- 0	NON-CONFERENCE	0- 2	0- 4	2- 2				
1- 6	0- 1	0- 0	HOME	0- 2	0- 2	1- 1				
0- 2	0- 0	0- 0	AWAY	0- 0	0- 1	0- 1				
1- 1	0- 0	0- 0	NEUTRAL	0- 0	0- 1	1- 0				
4- 0	0- 0	0- 0	CONFERENCE	0- 0	2- 0	2- 0				
2- 0	0- 0	0- 0	HOME	0- 0	1- 0	1- 0				
2- 0	0- 0	0- 0	AWAY	0- 0	1- 0	1- 0				
0- 0	0- 0	0- 0	NEUTRAL	0- 0	0- 0	0- 0				

RPI S	Opponent	Score	RPI S	Opponent	Score	RPI S	Opponent	Score	RPI S	Opponent	Score	Team's RPI: 207
24	H West Virginia	58 85				98	H VCU	66 85	111	A Ill.-Chicago	69 58	
						99	H Cincinnati	62 83	116	A Bucknell	41 66	
									117	H IUPUI	57 66	
									121	H Green Bay	66 57	
									137	N Delaware	48 69	
									149	H Buffalo	65 72	
									186	A Akron	75 91	
									196	H Northern Ky.	67 53	
									232	H Milwaukee	87 71	
									243	H Miami (OH)	67 70	
									321	A Valparaiso	62 49	
									335	N Vermont	74 67	
LAST 12 Division I GAMES:												
121	H Green Bay	66 57	232	H Milwaukee	87 71							
111	A Ill.-Chicago	69 58	137	N Delaware	48 69							
321	A Valparaiso	62 49	99	H Cincinnati	62 83							
117	H IUPUI	57 66	243	H Miami (OH)	67 70							
186	A Akron	75 91	24	H West Virginia	58 85							
335	N Vermont	74 67	116	A Bucknell	41 66							

Non-Div I Games: Malone 80 73 Ohio Valley 84 52

Youngstown St.

Loss, Non-Conf, S Site, H Home A Away N Neutral

Average RPI Win:	285	WON-LOST	WINNING	LAST 10	STRENGTH OF	OPP. STRENGTH	TEAM	ADJ.	CONF.	ADJ CONF.
Average RPI Loss:	87	RECORD	PCT. RANK	GAMES	SCHEDULE	OF SCHEDULE	RPI	RPI	RPI	RPI
DIV. I ONLY	5- 10	255	4- 4	146	93	208	208	17	17	
DIV. I NON-CONF.	3- 8	268	3- 3	124	17	206	206	18	18	
TOTALS	RPI 1-25	RPI 26-50	W-L RECORDS	RPI 51-100	RPI 101-150	RPI 150+				
5- 10	0- 1	0- 4	OVERALL	0- 1	0- 3	5- 1				
3- 4	0- 0	0- 0	HOME	0- 1	0- 2	3- 1				
2- 6	0- 1	0- 4	AWAY	0- 0	0- 1	2- 0				
0- 0	0- 0	0- 0	NEUTRAL	0- 0	0- 0	0- 0				
3- 8	0- 1	0- 4	NON-CONFERENCE	0- 1	0- 1	3- 1				
2- 3	0- 0	0- 0	HOME	0- 1	0- 1	2- 1				
1- 5	0- 1	0- 4	AWAY	0- 0	0- 0	1- 0				
0- 0	0- 0	0- 0	NEUTRAL	0- 0	0- 0	0- 0				
2- 2	0- 0	0- 0	CONFERENCE	0- 0	0- 2	2- 0				
1- 1	0- 0	0- 0	HOME	0- 0	0- 1	1- 0				
1- 1	0- 0	0- 0	AWAY	0- 0	0- 1	1- 0				
0- 0	0- 0	0- 0	NEUTRAL	0- 0	0- 0	0- 0				

RPI 1-25				RPI 26-50				RPI 51-100				RPI 101+ Team's RPI: 208			
RPI	S	Opponent	Score	RPI	S	Opponent	Score	RPI	S	Opponent	Score	RPI	S	Opponent	Score
8	A	Tennessee	50 84	35	A	Indiana	55 85	90	H	Miami (FL)	68 86	110	A	Wright St.	85 94
				36	A	Michigan St.	62 80					111	H	Ill.-Chicago	65 78
				39	A	Minnesota	43 79					139	H	UCF	54 57
				42	A	Temple	57 81					212	A	Western Mich.	72 62
												259	H	Canisius	57 62
												279	H	Niagara	71 57
												288	H	Manhattan	75 61
												321	H	Valparaiso	88 55
												327	A	Detroit	78 63
LAST 12 Division I GAMES:															
321	H	Valparaiso	88 55	111	H	Ill.-Chicago	65 78								
327	A	Detroit	78 63	288	H	Manhattan	75 61								
110	A	Wright St.	85 94	42	A	Temple	57 81								
39	A	Minnesota	43 79	279	H	Niagara	71 57								
212	A	Western Mich.	72 62	8	A	Tennessee	50 84								
36	A	Michigan St.	62 80	90	H	Miami (FL)	68 86								

Non-Div I Games: Mich.-Dearborn 100 49 Rochester College 86 39

Oakland



## Loyola Chicago

Through Games Of Jan. 19, 2014

Average RPI Win:	260	WON-LOST	WINNING	LAST 10	STRENGTH OF	OPP. STRENGTH	TEAM	ADJ.	CONF.	ADJ CONF.
Average RPI Loss:	123	RECORD	PCT. RANK	GAMES	SCHEDULE	OF SCHEDULE	RPI	RPI	RPI	RPI
DIV. I ONLY	7- 10	223	5- 5	175	226	209	209	19	19	
DIV. I NON-CONF.	4- 8	242	2- 5	149	207	211	211	17	17	
TOTALS	RPI 1-25	RPI 26-50	W-L RECORDS	RPI 51-100	RPI 101-150	RPI 150+				
7- 10	0- 1	0- 2	OVERALL	0- 2	1- 2	6- 3				
4- 5	0- 0	0- 0	HOME	0- 2	1- 2	3- 1				
3- 5	0- 1	0- 2	AWAY	0- 0	0- 0	3- 2				
0- 0	0- 0	0- 0	NEUTRAL	0- 0	0- 0	0- 0				
4- 8	0- 1	0- 2	NON-CONFERENCE	0- 1	0- 2	4- 2				
2- 4	0- 0	0- 0	HOME	0- 1	0- 2	2- 1				
2- 4	0- 1	0- 2	AWAY	0- 0	0- 0	2- 1				
0- 0	0- 0	0- 0	NEUTRAL	0- 0	0- 0	0- 0				
3- 2	0- 0	0- 0	CONFERENCE	0- 1	1- 0	2- 1				
2- 1	0- 0	0- 0	HOME	0- 1	1- 0	1- 0				
1- 1	0- 0	0- 0	AWAY	0- 0	0- 0	1- 1				
0- 0	0- 0	0- 0	NEUTRAL	0- 0	0- 0	0- 0				

RPI 1-25				RPI 26-50				RPI 51-100				RPI 101+ Team's RPI: 209			
RPI	S	Opponent	Score	RPI	S	Opponent	Score	RPI	S	Opponent	Score	RPI	S	Opponent	Score
5	A	Louisville	54 101	39	A	Minnesota	36 80	67	H	Wichita St.	58 71	114	H	Idaho	60 62
				45	A	DePaul	55 93	77	H	Northwestern	57 90	126	H	Lafayette	55 66
												135	H	Missouri St.	63 61
												157	H	Eastern Mich.	64 82
												181	H	IPFW	82 61
												250	H	Bradley	73 63
												274	A	Evansville	57 75
												275	A	Western Ill.	89 79
												298	H	Dartmouth	56 52
												328	A	Eastern Ill.	80 81
												338	A	Southern Ill.	60 48
												345	A	Chicago St.	77 63
LAST 12 Division I GAMES:															
135	H	Missouri St.	63 61	250	H	Bradley	73 63	67	H	Wichita St.	58 71	77	H	Northwestern	57 90
338	A	Southern Ill.	60 48	45	A	DePaul	55 93	157	H	Eastern Mich.	64 82	126	H	Lafayette	55 66
274	A	Evansville	57 75	126	H	Lafayette	55 66	39	A	Minnesota	36 80	298	H	Dartmouth	56 52
345	A	Chicago St.	77 63												

Non-Div I Games:

Loyola Chicago

■ Loss, 
■ Non-Conf, S Site, 
■ Home 
■ Away 
N Neutral

## San Francisco

Through Games Of Jan. 19, 2014

Average RPI Win:	224	WON-LOST	WINNING	LAST 10	STRENGTH OF	OPP. STRENGTH	TEAM	ADJ.	CONF.	ADJ CONF.
Average RPI Loss:	146	RECORD	PCT. RANK	GAMES	SCHEDULE	OF SCHEDULE	RPI	RPI	RPI	RPI
DIV. I ONLY	7- 11	240	4- 6	202	171	210	210	8	8	
DIV. I NON-CONF.	5- 6	173	3- 2	223	260	205	205	8	8	
TOTALS	RPI 1-25	RPI 26-50	W-L RECORDS	RPI 51-100	RPI 101-150	RPI 150+				
7- 11	0- 1	0- 1	OVERALL	0- 2	2- 2	5- 5				
1- 7	0- 1	0- 1	HOME	0- 1	0- 1	1- 3				
5- 4	0- 0	0- 0	AWAY	0- 1	1- 1	4- 2				
1- 0	0- 0	0- 0	NEUTRAL	0- 0	1- 0	0- 0				
5- 6	0- 0	0- 0	NON-CONFERENCE	0- 1	2- 1	3- 4				
1- 3	0- 0	0- 0	HOME	0- 0	0- 0	1- 3				
3- 3	0- 0	0- 0	AWAY	0- 1	1- 1	2- 1				
1- 0	0- 0	0- 0	NEUTRAL	0- 0	1- 0	0- 0				
2- 5	0- 1	0- 1	CONFERENCE	0- 1	0- 1	2- 1				
0- 4	0- 1	0- 1	HOME	0- 1	0- 1	0- 0				
2- 1	0- 0	0- 0	AWAY	0- 0	0- 0	2- 1				
0- 0	0- 0	0- 0	NEUTRAL	0- 0	0- 0	0- 0				

RPI	S	Opponent	Score	RPI	S	Opponent	Score	RPI	S	Opponent	Score	RPI	S	Opponent	Score	Team's RPI: 210
13	H	Gonzaga	40 <b>68</b>	32	H	St. Mary's (CA)	67 <b>86</b>	56	A	Fordham	66 <b>80</b>	112	A	Cal Poly	65 <b>76</b>	
								100	H	Portland	72 <b>82</b>	123	H	Pacific	67 <b>80</b>	
												130	A	Fresno St.	76 47	
												146	N	UC Davis	69 67	
												152	H	Long Beach St.	82 <b>85</b>	
												194	H	Bakersfield	70 <b>85</b>	
												221	A	San Jose St.	79 <b>98</b>	
												234	H	UNLV	62 61	
												235	A	Pepperdine	77 61	
												246	A	Loyola Marymount	80 76	
												273	A	Boise St.	76 70	
												277	A	Santa Clara	72 <b>81</b>	
												301	A	Columbia	83 69	
												330	H	UMKC	62 <b>70</b>	
LAST 12 Division I GAMES:																
13	H	Gonzaga	40 <b>68</b>	100	H	Portland	72 <b>82</b>									
32	H	St. Mary's (CA)	67 <b>86</b>	130	A	Fresno St.	76 47									
123	H	Pacific	67 <b>80</b>	330	H	UMKC	62 <b>70</b>									
235	A	Pepperdine	77 61	273	A	Boise St.	76 70									
246	A	Loyola Marymount	80 76	194	H	Bakersfield	70 <b>85</b>									
277	A	Santa Clara	72 <b>81</b>	234	H	UNLV	62 61									

Non-Div I Games:

San Francisco

■ Loss, 
 ■ Non-Conf, 
 ■ S Site, 
 ■ H Home 
 ■ A Away 
 N Neutral

## Jacksonville

Through Games Of Jan. 19, 2014

Average RPI Win:	286	WON-LOST	WINNING	LAST 10	STRENGTH OF	OPP. STRENGTH	TEAM	ADJ.	CONF.	ADJ CONF.
Average RPI Loss:	153	RECORD	PCT. RANK	GAMES	SCHEDULE	OF SCHEDULE	RPI	RPI	RPI	RPI
DIV. I ONLY	8- 7	135	5- 4	328	199	211	211	22	22	
DIV. I NON-CONF.	3- 7	259	1- 5	324	94	292	292	21	21	
TOTALS	RPI 1-25	RPI 26-50	W-L RECORDS	RPI 51-100	RPI 101-150	RPI 150+				
8- 7	0- 0	0- 1	OVERALL	0- 1	0- 1	8- 4				
5- 0	0- 0	0- 0	HOME	0- 0	0- 0	5- 0				
3- 6	0- 0	0- 1	AWAY	0- 1	0- 1	3- 3				
0- 1	0- 0	0- 0	NEUTRAL	0- 0	0- 0	0- 1				
3- 7	0- 0	0- 1	NON-CONFERENCE	0- 1	0- 1	3- 4				
2- 0	0- 0	0- 0	HOME	0- 0	0- 0	2- 0				
1- 6	0- 0	0- 1	AWAY	0- 1	0- 1	1- 3				
0- 1	0- 0	0- 0	NEUTRAL	0- 0	0- 0	0- 1				
5- 0	0- 0	0- 0	CONFERENCE	0- 0	0- 0	5- 0				
3- 0	0- 0	0- 0	HOME	0- 0	0- 0	3- 0				
2- 0	0- 0	0- 0	AWAY	0- 0	0- 0	2- 0				
0- 0	0- 0	0- 0	NEUTRAL	0- 0	0- 0	0- 0				

RPI S	Opponent	Score	RPI S	Opponent	Score	RPI S	Opponent	Score	RPI S	Opponent	Score	Team's RPI: 211
26	A Florida St.	33 71	78	A South Fla.	53 82	125	A Alabama	62 75	158	N Fla. Atlantic	62 71	
						196	H Northern Ky.	67 56	201	A Texas Tech	48 62	
						203	A Florida A&M	64 69	216	A Mercer	71 67	
						280	A Bethune-Cookman	49 57	286	A Troy	82 67	
						307	H Tennessee St.	87 66	313	A Kennesaw St.	74 63	
						314	H Lipscomb	86 65	319	H Ga. Southern	79 58	
						333	H North Florida	74 42				
LAST 12 Division I GAMES:												
314	H Lipscomb	86 65	196	H Northern Ky.	67 56							
333	H North Florida	74 42	125	A Alabama	62 75							
216	A Mercer	71 67	280	A Bethune-Cookman	49 57							
313	A Kennesaw St.	74 63	26	A Florida St.	33 71							
158	N Fla. Atlantic	62 71	307	H Tennessee St.	87 66							
201	A Texas Tech	48 62	286	A Troy	82 67							

Non-Div I Games: Abilene Christian 72 76

Jacksonville

Loss, Non-Conf, S Site, H Home A Away N Neutral

Average RPI Win:	271	WON-LOST	WINNING	LAST 10	STRENGTH OF	OPP. STRENGTH	TEAM	ADJ.	CONF.	ADJ CONF.
Average RPI Loss:	125	RECORD	PCT. RANK	GAMES	SCHEDULE	OF SCHEDULE	RPI	RPI	RPI	RPI
DIV. I ONLY	7- 9	201	5- 5	228	278	212	212	13	13	
DIV. I NON-CONF.	4- 7	229	2- 5	250	298	252	252	12	12	
TOTALS	RPI 1-25	RPI 26-50	W-L RECORDS	RPI 51-100	RPI 101-150	RPI 150+				
7- 9	0- 0	0- 0	OVERALL	0- 2	1- 4	6- 3				
3- 4	0- 0	0- 0	HOME	0- 1	1- 2	2- 1				
4- 5	0- 0	0- 0	AWAY	0- 1	0- 2	4- 2				
0- 0	0- 0	0- 0	NEUTRAL	0- 0	0- 0	0- 0				
4- 7	0- 0	0- 0	NON-CONFERENCE	0- 2	0- 3	4- 2				
1- 4	0- 0	0- 0	HOME	0- 1	0- 2	1- 1				
3- 3	0- 0	0- 0	AWAY	0- 1	0- 1	3- 1				
0- 0	0- 0	0- 0	NEUTRAL	0- 0	0- 0	0- 0				
3- 2	0- 0	0- 0	CONFERENCE	0- 0	1- 1	2- 1				
2- 0	0- 0	0- 0	HOME	0- 0	1- 0	1- 0				
1- 2	0- 0	0- 0	AWAY	0- 0	0- 1	1- 1				
0- 0	0- 0	0- 0	NEUTRAL	0- 0	0- 0	0- 0				

RPI 1-25				RPI 26-50				RPI 51-100				RPI 101+ Team's RPI: 212			
RPI	S	Opponent	Score	RPI	S	Opponent	Score	RPI	S	Opponent	Score	RPI	S	Opponent	Score
								57	A	Arkansas	46 61	103	A	Albany (NY)	61 77
								64	H	Michigan	45 73	111	H	Ill.-Chicago	61 71
												117	H	IUPUI	64 79
												131	A	Ohio	53 70
												149	H	Buffalo	82 72
												157	A	Eastern Mich.	77 83
												179	A	Tulsa	59 60
												208	H	Oakland	62 72
												218	H	Toledo	78 72
												243	A	Miami (OH)	88 78
												291	A	Massachusetts	66 58
												321	A	Valparaiso	72 50
												327	H	Detroit	103 86
												345	A	Chicago St.	67 49
LAST 12 Division I GAMES:															
				157	A	Eastern Mich.	77 83					218	H	Toledo	78 72
				131	A	Ohio	53 70					111	H	Ill.-Chicago	61 71
				149	H	Buffalo	82 72					117	H	IUPUI	64 79
				243	A	Miami (OH)	88 78					345	A	Chicago St.	67 49
				321	A	Valparaiso	72 50					57	A	Arkansas	46 61
				208	H	Oakland	62 72					179	A	Tulsa	59 60

Non-Div I Games:

Western Mich.

■ Loss, 
 ■ Non-Conf, 
 ■ S Site, 
 ■ H Home 
 ■ A Away 
 N Neutral

Average RPI Win:	281	WON-LOST	WINNING	LAST 10	STRENGTH OF	OPP. STRENGTH	TEAM	ADJ.	CONF.	ADJ CONF.
Average RPI Loss:	133	RECORD	PCT. RANK	GAMES	SCHEDULE	OF SCHEDULE	RPI	RPI	RPI	RPI
DIV. I ONLY	7- 8	186	4- 6	272	234	213	213	15	15	
DIV. I NON-CONF.	6- 8	193	4- 7	277	230	234	234	15	15	
TOTALS	RPI 1-25	RPI 26-50	W-L RECORDS	RPI 51-100	RPI 101-150	RPI 150+				
7- 8	0- 0	0- 0	OVERALL	0- 3	0- 2	7- 3				
3- 3	0- 0	0- 0	HOME	0- 1	0- 1	3- 1				
4- 5	0- 0	0- 0	AWAY	0- 2	0- 1	4- 2				
0- 0	0- 0	0- 0	NEUTRAL	0- 0	0- 0	0- 0				
6- 8	0- 0	0- 0	NON-CONFERENCE	0- 3	0- 2	6- 3				
3- 3	0- 0	0- 0	HOME	0- 1	0- 1	3- 1				
3- 5	0- 0	0- 0	AWAY	0- 2	0- 1	3- 2				
0- 0	0- 0	0- 0	NEUTRAL	0- 0	0- 0	0- 0				
1- 0	0- 0	0- 0	CONFERENCE	0- 0	0- 0	1- 0				
0- 0	0- 0	0- 0	HOME	0- 0	0- 0	0- 0				
1- 0	0- 0	0- 0	AWAY	0- 0	0- 0	1- 0				
0- 0	0- 0	0- 0	NEUTRAL	0- 0	0- 0	0- 0				

RPI 1-25				RPI 26-50				RPI 51-100				RPI 101+				Team's RPI: 213	
RPI	S	Opponent	Score	RPI	S	Opponent	Score	RPI	S	Opponent	Score	RPI	S	Opponent	Score		
								56	A	Fordham	52	80	102	A	Kansas	63	79
								90	A	Miami (FL)	67	91	145	H	Georgetown	65	66
								94	H	Army	56	68	162	A	Furman	61	66
													176	H	Sacred Heart	54	67
													195	A	Boston U.	78	68
													242	A	New Hampshire	53	58
													251	A	Maine	86	85
													262	H	Bryant	72	61
													296	A	Brown	70	53
													312	H	UMass Lowell	90	77
													322	A	Monmouth	64	55
													326	H	Saint Peter's	66	35
LAST 12 Division I GAMES:																	
				242	A	New Hampshire	53	58	296	A	Brown	70	53				
				251	A	Maine	86	85	262	H	Bryant	72	61				
				102	A	Kansas	63	79	162	A	Furman	61	66				
				326	H	Saint Peter's	66	35	90	A	Miami (FL)	67	91				
				145	H	Georgetown	65	66	56	A	Fordham	52	80				
				94	H	Army	56	68	195	A	Boston U.	78	68				

Non-Div I Games:

Yale

■ Loss, 
 ■ Non-Conf, 
 ■ S Site, 
 ■ H Home 
 ■ A Away 
 N Neutral

## Louisiana Tech

Through Games Of Jan. 19, 2014

Average RPI Win:	264	WON-LOST	WINNING	LAST 10	STRENGTH OF	OPP. STRENGTH	TEAM	ADJ.	CONF.	ADJ CONF.
Average RPI Loss:	104	RECORD	PCT. RANK	GAMES	SCHEDULE	OF SCHEDULE	RPI	RPI	RPI	RPI
DIV. I ONLY	5- 12	270	4- 6	63	207	214	214	11	11	
DIV. I NON-CONF.	5- 8	220	4- 4	137	212	213	213	13	13	
TOTALS	RPI 1-25	RPI 26-50	W-L RECORDS	RPI 51-100	RPI 101-150	RPI 150+				
5- 12	0- 3	0- 1	OVERALL	0- 2	0- 2	5- 4				
5- 4	0- 1	0- 1	HOME	0- 0	0- 2	5- 0				
0- 8	0- 2	0- 0	AWAY	0- 2	0- 0	0- 4				
0- 0	0- 0	0- 0	NEUTRAL	0- 0	0- 0	0- 0				
5- 8	0- 3	0- 0	NON-CONFERENCE	0- 1	0- 1	5- 3				
5- 2	0- 1	0- 0	HOME	0- 0	0- 1	5- 0				
0- 6	0- 2	0- 0	AWAY	0- 1	0- 0	0- 3				
0- 0	0- 0	0- 0	NEUTRAL	0- 0	0- 0	0- 0				
0- 4	0- 0	0- 1	CONFERENCE	0- 1	0- 1	0- 1				
0- 2	0- 0	0- 1	HOME	0- 0	0- 1	0- 0				
0- 2	0- 0	0- 0	AWAY	0- 1	0- 0	0- 1				
0- 0	0- 0	0- 0	NEUTRAL	0- 0	0- 0	0- 0				

RPI 1-25				RPI 26-50				RPI 51-100				RPI 101+ Team's RPI: 214			
RPI	S	Opponent	Score	RPI	S	Opponent	Score	RPI	S	Opponent	Score	RPI	S	Opponent	Score
4	H	LSU	69 81	29	H	Middle Tenn.	51 68	68	A	Virginia	82 95	109	H	Southern Miss.	56 67
10	A	South Carolina	45 68					81	A	East Carolina	55 86	134	H	Arkansas St.	68 91
25	A	Texas A&M	52 80									163	A	Ole Miss	68 79
												165	H	Northwestern St.	74 40
												173	A	Rice	68 82
												188	H	UALR	50 39
												202	A	McNeese St.	51 63
												255	A	Nicholls St.	78 80
												287	H	La.-Lafayette	51 44
												339	H	New Orleans	69 39
												343	H	Alabama A&M	81 51
LAST 12 Division I GAMES:															
173	A	Rice	68 82	81	A	East Carolina	55 86								
29	H	Middle Tenn.	51 68	202	A	McNeese St.	51 63								
109	H	Southern Miss.	56 67	165	H	Northwestern St.	74 40								
25	A	Texas A&M	52 80	287	H	La.-Lafayette	51 44								
343	H	Alabama A&M	81 51	163	A	Ole Miss	68 79								
188	H	UALR	50 39	255	A	Nicholls St.	78 80								

Non-Div I Games:

Louisiana Tech

■ Loss, 
 ■ Non-Conf, S Site, 
 ■ Home 
 ■ Away 
 N Neutral

Average RPI Win:	254	WON-LOST	WINNING	LAST 10	STRENGTH OF	OPP. STRENGTH	TEAM	ADJ.	CONF.	ADJ CONF.
Average RPI Loss:	162	RECORD	PCT. RANK	GAMES	SCHEDULE	OF SCHEDULE	RPI	RPI	RPI	RPI
DIV. I ONLY	8- 7	135	5- 5	292	250	215	215	15	15	
DIV. I NON-CONF.	8- 6	126	6- 5	279	251	203	203	15	15	
TOTALS	RPI 1-25	RPI 26-50	W-L RECORDS	RPI 51-100	RPI 101-150	RPI 150+				
8- 7	0- 1	0- 0	OVERALL	0- 2	1- 1	7- 3				
4- 3	0- 0	0- 0	HOME	0- 2	0- 1	4- 0				
3- 4	0- 1	0- 0	AWAY	0- 0	1- 0	2- 3				
1- 0	0- 0	0- 0	NEUTRAL	0- 0	0- 0	1- 0				
8- 6	0- 1	0- 0	NON-CONFERENCE	0- 2	1- 1	7- 2				
4- 3	0- 0	0- 0	HOME	0- 2	0- 1	4- 0				
3- 3	0- 1	0- 0	AWAY	0- 0	1- 0	2- 2				
1- 0	0- 0	0- 0	NEUTRAL	0- 0	0- 0	1- 0				
0- 1	0- 0	0- 0	CONFERENCE	0- 0	0- 0	0- 1				
0- 0	0- 0	0- 0	HOME	0- 0	0- 0	0- 0				
0- 1	0- 0	0- 0	AWAY	0- 0	0- 0	0- 1				
0- 0	0- 0	0- 0	NEUTRAL	0- 0	0- 0	0- 0				

RPI 1-25				RPI 26-50				RPI 51-100				RPI 101+ Team's RPI: 215			
RPI	S	Opponent	Score	RPI	S	Opponent	Score	RPI	S	Opponent	Score	RPI	S	Opponent	Score
16	A	Syracuse	48 89					83	H	Drexel	44 69	116	H	Bucknell	59 72
								96	H	St. Francis Brooklyn	68 78	149	A	Buffalo	79 72
												170	H	Colgate	76 62
												224	N	Drake	59 49
												231	A	Seattle	49 52
												253	H	Loyola Maryland	57 53
												278	A	Howard	70 58
												290	A	Robert Morris	63 76
												301	A	Columbia	64 71
												306	H	Binghamton	63 52
												315	A	Morgan St.	59 42
												335	H	Vermont	81 46
LAST 12 Division I GAMES:															
278	A	Howard	70 58	301	A	Columbia	64 71								
315	A	Morgan St.	59 42	306	H	Binghamton	63 52								
335	H	Vermont	81 46	231	A	Seattle	49 52								
83	H	Drexel	44 69	224	N	Drake	59 49								
290	A	Robert Morris	63 76	253	H	Loyola Maryland	57 53								
96	H	St. Francis Brooklyn	68 78	116	H	Bucknell	59 72								

Non-Div I Games:

Cornell

■ Loss, 
 ■ Non-Conf, 
 S Site, 
 ■ Home 
 ■ Away 
 N Neutral

Average RPI Win:	273	WON-LOST	WINNING	LAST 10	STRENGTH OF	OPP. STRENGTH	TEAM	ADJ.	CONF.	ADJ CONF.
Average RPI Loss:	151	RECORD	PCT. RANK	GAMES	SCHEDULE	OF SCHEDULE	RPI	RPI	RPI	RPI
DIV. I ONLY	9- 8	144	5- 5	278	297	216	216	22	22	
DIV. I NON-CONF.	7- 4	95	4- 2	302	276	180	180	21	21	
TOTALS	RPI 1-25	RPI 26-50	W-L RECORDS	RPI 51-100	RPI 101-150	RPI 150+				
9- 8	0- 0	0- 0	OVERALL	0- 4	0- 0	9- 4				
4- 4	0- 0	0- 0	HOME	0- 2	0- 0	4- 2				
4- 3	0- 0	0- 0	AWAY	0- 1	0- 0	4- 2				
1- 1	0- 0	0- 0	NEUTRAL	0- 1	0- 0	1- 0				
7- 4	0- 0	0- 0	NON-CONFERENCE	0- 2	0- 0	7- 2				
3- 1	0- 0	0- 0	HOME	0- 0	0- 0	3- 1				
3- 2	0- 0	0- 0	AWAY	0- 1	0- 0	3- 1				
1- 1	0- 0	0- 0	NEUTRAL	0- 1	0- 0	1- 0				
2- 4	0- 0	0- 0	CONFERENCE	0- 2	0- 0	2- 2				
1- 3	0- 0	0- 0	HOME	0- 2	0- 0	1- 1				
1- 1	0- 0	0- 0	AWAY	0- 0	0- 0	1- 1				
0- 0	0- 0	0- 0	NEUTRAL	0- 0	0- 0	0- 0				

RPI 1-25			RPI 26-50			RPI 51-100			RPI 101+			Team's RPI: 216
RPI	S	Opponent	Score	RPI	S	Opponent	Score	RPI	S	Opponent	Score	
						51 A Georgia	41 72	162 H Furman			71 67	
						58 N Wisconsin	72 77	169 N Elon			68 56	
						71 H Stetson	60 72	196 A Northern Ky.			61 72	
						76 H FGCU	57 69	211 H Jacksonville			67 71	
								229 A Belmont			62 69	
								240 H Western Caro.			67 64	
								286 H Troy			86 81	
								309 A Alabama St.			59 54	
								314 A Lipscomb			79 72	
								318 A Samford			56 52	
								319 H Ga. Southern			54 61	
								325 A Jacksonville St.			60 54	
								333 H North Florida			62 48	
LAST 12 Division I GAMES:												
						71 H Stetson	60 72	76 H FGCU			57 69	
						314 A Lipscomb	79 72	325 A Jacksonville St.			60 54	
						196 A Northern Ky.	61 72	318 A Samford			56 52	
						211 H Jacksonville	67 71	319 H Ga. Southern			54 61	
						333 H North Florida	62 48	169 N Elon			68 56	
						309 A Alabama St.	59 54	58 N Wisconsin			72 77	

Non-Div I Games:

Mercer

  Loss, 
  Non-Conf, 
  S Site, 
  H Home 
  A Away 
N Neutral



## New Mexico

Through Games Of Jan. 19, 2014

Average RPI Win:	240	WON-LOST	WINNING	LAST 10	STRENGTH OF	OPP. STRENGTH	TEAM	ADJ.	CONF.	ADJ CONF.
Average RPI Loss:	130	RECORD	PCT. RANK	GAMES	SCHEDULE	OF SCHEDULE	RPI	RPI	RPI	RPI
DIV. I ONLY	7- 9	201	5- 5	169	154	217	217	21	21	
DIV. I NON-CONF.	5- 6	173	4- 3	235	109	239	239	23	23	
TOTALS	RPI 1-25	RPI 26-50	W-L RECORDS	RPI 51-100	RPI 101-150	RPI 150+				
7- 9	0- 1	0- 1	OVERALL	0- 2	1- 2	6- 3				
6- 4	0- 0	0- 1	HOME	0- 1	1- 1	5- 1				
0- 5	0- 1	0- 0	AWAY	0- 1	0- 1	0- 2				
1- 0	0- 0	0- 0	NEUTRAL	0- 0	0- 0	1- 0				
5- 6	0- 1	0- 1	NON-CONFERENCE	0- 2	0- 0	5- 2				
4- 3	0- 0	0- 1	HOME	0- 1	0- 0	4- 1				
0- 3	0- 1	0- 0	AWAY	0- 1	0- 0	0- 1				
1- 0	0- 0	0- 0	NEUTRAL	0- 0	0- 0	1- 0				
2- 3	0- 0	0- 0	CONFERENCE	0- 0	1- 2	1- 1				
2- 1	0- 0	0- 0	HOME	0- 0	1- 1	1- 0				
0- 2	0- 0	0- 0	AWAY	0- 0	0- 1	0- 1				
0- 0	0- 0	0- 0	NEUTRAL	0- 0	0- 0	0- 0				

RPI 1-25				RPI 26-50				RPI 51-100				RPI 101+ Team's RPI: 217			
RPI	S	Opponent	Score	RPI	S	Opponent	Score	RPI	S	Opponent	Score	RPI	S	Opponent	Score
2	A	Stanford	41 75	27	H	Texas	52 67	53	H	Colorado	53 85	128	A	Colorado St.	50 62
								90	A	Miami (FL)	50 67	130	H	Fresno St.	73 75
												133	H	Wyoming	75 65
												201	A	Texas Tech	56 64
												221	H	San Jose St.	80 68
												232	H	Milwaukee	72 58
												234	A	UNLV	56 78
												240	N	Western Caro.	56 37
												246	H	Loyola Marymount	69 65
												300	H	New Mexico St.	65 55
												306	H	Binghamton	53 58
												308	H	Southeast Mo. St.	73 55
LAST 12 Division I GAMES:															
234	A	UNLV	56 78	130	H	Fresno St.	73 75								
221	H	San Jose St.	80 68	2	A	Stanford	41 75								
133	H	Wyoming	75 65	300	H	New Mexico St.	65 55								
128	A	Colorado St.	50 62	308	H	Southeast Mo. St.	73 55								
90	A	Miami (FL)	50 67	306	H	Binghamton	53 58								
240	N	Western Caro.	56 37	232	H	Milwaukee	72 58								

Non-Div I Games:

New Mexico

■ Loss, 
■ Non-Conf, S Site, 
■ Home 
■ Away 
N Neutral

RPI 1-25				RPI 26-50				RPI 51-100				RPI 101+				Team's RPI: 218	
RPI	S	Opponent	Score	RPI	S	Opponent	Score	RPI	S	Opponent	Score	RPI	S	Opponent	Score		
9	H	Purdue	79 81	32	A	St. Mary's (CA)	57 81	83	H	Drexel	52 65	149	A	Buffalo	46 51		
19	H	Dayton	75 87	48	A	Central Mich.	71 84	86	A	St. Bonaventure	64 62	183	H	Northern Ill.	73 71		
												191	H	Mississippi Val.	95 48		
												212	A	Western Mich.	72 78		
												228	N	Cal St. Fullerton	59 58		
												243	H	Miami (OH)	68 52		
												274	A	Evansville	80 90		
												321	H	Valparaiso	61 63		
												327	H	Detroit	79 70		
												330	A	UMKC	96 81		
LAST 12 Division I GAMES:																	
				149	A	Buffalo	46 51	212	A	Western Mich.	72 78						
				243	H	Miami (OH)	68 52	86	A	St. Bonaventure	64 62						
				183	H	Northern Ill.	73 71	321	H	Valparaiso	61 63						
				48	A	Central Mich.	71 84	327	H	Detroit	79 70						
				274	A	Evansville	80 90	32	A	St. Mary's (CA)	57 81						
				19	H	Dayton	75 87	228	N	Cal St. Fullerton	59 58						

### Non-Div I Games:

Average RPI Win:	226	WON-LOST	WINNING	LAST 10	STRENGTH OF	OPP. STRENGTH	TEAM	ADJ.	CONF.	ADJ CONF.
Average RPI Loss:	157	RECORD	PCT. RANK	GAMES	SCHEDULE	OF SCHEDULE	RPI	RPI	RPI	RPI
DIV. I ONLY	6- 9	232	4- 6	177	292	219	219	21	21	
DIV. I NON-CONF.	4- 6	210	2- 4	180	281	226	226	23	23	
TOTALS	RPI 1-25	RPI 26-50	W-L RECORDS	RPI 51-100	RPI 101-150	RPI 150+				
6- 9	0- 0	0- 0	OVERALL	0- 1	1- 5	5- 3				
3- 5	0- 0	0- 0	HOME	0- 1	1- 2	2- 2				
3- 4	0- 0	0- 0	AWAY	0- 0	0- 3	3- 1				
0- 0	0- 0	0- 0	NEUTRAL	0- 0	0- 0	0- 0				
4- 6	0- 0	0- 0	NON-CONFERENCE	0- 1	1- 4	3- 1				
2- 4	0- 0	0- 0	HOME	0- 1	1- 2	1- 1				
2- 2	0- 0	0- 0	AWAY	0- 0	0- 2	2- 0				
0- 0	0- 0	0- 0	NEUTRAL	0- 0	0- 0	0- 0				
2- 3	0- 0	0- 0	CONFERENCE	0- 0	0- 1	2- 2				
1- 1	0- 0	0- 0	HOME	0- 0	0- 0	1- 1				
1- 2	0- 0	0- 0	AWAY	0- 0	0- 1	1- 1				
0- 0	0- 0	0- 0	NEUTRAL	0- 0	0- 0	0- 0				

RPI 1-25				RPI 26-50				RPI 51-100				RPI 101+ Team's RPI: 219					
RPI	S	Opponent	Score	RPI	S	Opponent	Score	RPI	S	Opponent	Score	RPI	S	Opponent	Score		
								54	H	BYU	61	69	112	A	Cal Poly	57	82
													114	H	Idaho	77	88
													133	A	Wyoming	64	72
													141	H	Grand Canyon	55	75
													144	H	Wake Forest	95	87
													148	A	Utah	57	61
													152	H	Long Beach St.	91	61
													198	A	Utah St.	76	72
													204	H	UC Irvine	72	86
													221	H	San Jose St.	101	74
													234	H	UNLV	49	57
													273	A	Boise St.	64	67
													295	A	UC Santa Barbara	77	66
													346	A	Utah Valley	79	67
LAST 12 Division I GAMES:																	
198	A	Utah St.	76	72	273	A	Boise St.	64	67								
234	H	UNLV	49	57	148	A	Utah	57	61								
133	A	Wyoming	64	72	54	H	BYU	61	69								
221	H	San Jose St.	101	74	144	H	Wake Forest	95	87								
295	A	UC Santa Barbara	77	66	114	H	Idaho	77	88								
141	H	Grand Canyon	55	75	112	A	Cal Poly	57	82								

Non-Div I Games: Cal St. East Bay 79 62

Nevada

Loss, 
Non-Conf, 
S Site, 
H Home
A Away 
N Neutral

Average RPI Win:	273	WON-LOST	WINNING	LAST 10	STRENGTH OF	OPP. STRENGTH	TEAM	ADJ.	CONF.	ADJ CONF.
Average RPI Loss:	110	RECORD	PCT. RANK	GAMES	SCHEDULE	OF SCHEDULE	RPI	RPI	RPI	RPI
DIV. I ONLY	4- 10	279	3- 7	119	147	220	220	24	24	
DIV. I NON-CONF.	1- 9	326	0- 7	91	87	273	273	24	24	
TOTALS	RPI 1-25	RPI 26-50	W-L RECORDS	RPI 51-100	RPI 101-150	RPI 150+				
4- 10	0- 2	0- 1	OVERALL	0- 3	0- 2	4- 2				
3- 2	0- 0	0- 0	HOME	0- 0	0- 1	3- 1				
1- 7	0- 2	0- 1	AWAY	0- 3	0- 0	1- 1				
0- 1	0- 0	0- 0	NEUTRAL	0- 0	0- 1	0- 0				
1- 9	0- 2	0- 1	NON-CONFERENCE	0- 2	0- 2	1- 2				
1- 2	0- 0	0- 0	HOME	0- 0	0- 1	1- 1				
0- 6	0- 2	0- 1	AWAY	0- 2	0- 0	0- 1				
0- 1	0- 0	0- 0	NEUTRAL	0- 0	0- 1	0- 0				
3- 1	0- 0	0- 0	CONFERENCE	0- 1	0- 0	3- 0				
2- 0	0- 0	0- 0	HOME	0- 0	0- 0	2- 0				
1- 1	0- 0	0- 0	AWAY	0- 1	0- 0	1- 0				
0- 0	0- 0	0- 0	NEUTRAL	0- 0	0- 0	0- 0				

RPI 1-25				RPI 26-50				RPI 51-100				RPI 101+ Team's RPI: 220			
RPI	S	Opponent	Score	RPI	S	Opponent	Score	RPI	S	Opponent	Score	RPI	S	Opponent	Score
22	A	North Carolina	51 91	38	A	Georgia Tech	57 79	68	A	Virginia	45 70	125	N	Alabama	60 82
24	A	West Virginia	56 88					90	A	Miami (FL)	58 63	129	H	American	42 64
								93	A	Hampton	52 80	164	H	Savannah St.	68 53
												222	H	Towson	59 66
												268	A	Delaware St.	80 75
												290	A	Robert Morris	60 85
												311	H	South Carolina St.	62 49
												347	H	UMBC	78 62
LAST 12 Division I GAMES:															
311	H	South Carolina St.	62 49	93	A	Hampton	52 80	268	A	Delaware St.	80 75	24	A	West Virginia	56 88
164	H	Savannah St.	68 53	90	A	Miami (FL)	58 63	22	A	North Carolina	51 91	129	H	American	42 64
222	H	Towson	59 66	290	A	Robert Morris	60 85								
125	N	Alabama	60 82												
68	A	Virginia	45 70												

Non-Div I Games:      Cheyney      75   43      Virginia Union      71   69

Coppin St.

  Loss, 
   Non-Conf, 
   S Site, 
   H Home 
   A Away 
 N Neutral

Average RPI Win:	256	WON-LOST	WINNING	LAST 10	STRENGTH OF	OPP. STRENGTH	TEAM	ADJ.	CONF.	ADJ CONF.
Average RPI Loss:	147	RECORD	PCT. RANK	GAMES	SCHEDULE	OF SCHEDULE	RPI	RPI	RPI	RPI
DIV. I ONLY	7- 9	201	4- 6	195	269	221	221	21	21	
DIV. I NON-CONF.	5- 5	148	2- 4	177	255	192	192	23	23	
TOTALS	RPI 1-25	RPI 26-50	W-L RECORDS	RPI 51-100	RPI 101-150	RPI 150+				
7- 9	0- 1	0- 1	OVERALL	0- 0	1- 3	6- 4				
6- 3	0- 1	0- 0	HOME	0- 0	1- 0	5- 2				
1- 6	0- 0	0- 1	AWAY	0- 0	0- 3	1- 2				
0- 0	0- 0	0- 0	NEUTRAL	0- 0	0- 0	0- 0				
5- 5	0- 1	0- 1	NON-CONFERENCE	0- 0	0- 2	5- 1				
4- 2	0- 1	0- 0	HOME	0- 0	0- 0	4- 1				
1- 3	0- 0	0- 1	AWAY	0- 0	0- 2	1- 0				
0- 0	0- 0	0- 0	NEUTRAL	0- 0	0- 0	0- 0				
2- 4	0- 0	0- 0	CONFERENCE	0- 0	1- 1	1- 3				
2- 1	0- 0	0- 0	HOME	0- 0	1- 0	1- 1				
0- 3	0- 0	0- 0	AWAY	0- 0	0- 1	0- 2				
0- 0	0- 0	0- 0	NEUTRAL	0- 0	0- 0	0- 0				

RPI 1-25				RPI 26-50				RPI 51-100				RPI 101+ Team's RPI: 221			
RPI	S	Opponent	Score	RPI	S	Opponent	Score	RPI	S	Opponent	Score	RPI	S	Opponent	Score
20	H	San Diego	60 88	33	A	Baylor	73 113					101	A	Sacramento St.	99 103
												128	A	Colorado St.	60 101
												133	H	Wyoming	74 68
												146	A	UC Davis	61 95
												198	H	Utah St.	65 78
												210	H	San Francisco	98 79
												217	A	New Mexico	68 80
												219	A	Nevada	74 101
												223	H	Georgia St.	95 81
												263	H	UC Riverside	74 105
												274	H	Evansville	90 84
												277	A	Santa Clara	97 93
												330	H	UMKC	81 76
												342	H	Air Force	79 70
LAST 12 Division I GAMES:															
342	H	Air Force	79 70	133	H	Wyoming	74 68								
217	A	New Mexico	68 80	223	H	Georgia St.	95 81								
128	A	Colorado St.	60 101	101	A	Sacramento St.	99 103								
198	H	Utah St.	65 78	33	A	Baylor	73 113								
219	A	Nevada	74 101	146	A	UC Davis	61 95								
330	H	UMKC	81 76	20	H	San Diego	60 88								

Non-Div I Games: San Fran. St. 100 78

San Jose St.

Average RPI Win:	230	WON-LOST	WINNING	LAST 10	STRENGTH OF	OPP. STRENGTH	TEAM	ADJ.	CONF.	ADJ CONF.
Average RPI Loss:	157	RECORD	PCT. RANK	GAMES	SCHEDULE	OF SCHEDULE	RPI	RPI	RPI	RPI
DIV. I ONLY	8- 9	179	6- 4	274	157	222	222	12	12	
DIV. I NON-CONF.	6- 7	165	5- 3	268	233	217	217	11	11	
TOTALS	RPI 1-25	RPI 26-50	W-L RECORDS	RPI 51-100	RPI 101-150	RPI 150+				
8- 9	0- 2	0- 1	OVERALL	1- 1	0- 1	7- 4				
5- 4	0- 1	0- 1	HOME	0- 1	0- 0	5- 1				
3- 5	0- 1	0- 0	AWAY	1- 0	0- 1	2- 3				
0- 0	0- 0	0- 0	NEUTRAL	0- 0	0- 0	0- 0				
6- 7	0- 2	0- 0	NON-CONFERENCE	1- 1	0- 1	5- 3				
4- 2	0- 1	0- 0	HOME	0- 1	0- 0	4- 0				
2- 5	0- 1	0- 0	AWAY	1- 0	0- 1	1- 3				
0- 0	0- 0	0- 0	NEUTRAL	0- 0	0- 0	0- 0				
2- 2	0- 0	0- 1	CONFERENCE	0- 0	0- 0	2- 1				
1- 2	0- 0	0- 1	HOME	0- 0	0- 0	1- 1				
1- 0	0- 0	0- 0	AWAY	0- 0	0- 0	1- 0				
0- 0	0- 0	0- 0	NEUTRAL	0- 0	0- 0	0- 0				

RPI 1-25				RPI 26-50				RPI 51-100				RPI 101+ Team's RPI: 222			
RPI	S	Opponent	Score	RPI	S	Opponent	Score	RPI	S	Opponent	Score	RPI	S	Opponent	Score
18	H	Maryland	53 90	44	H	James Madison	57 62	74	H	Navy	55 56	116	A	Bucknell	62 78
21	A	North Carolina St.	46 69					84	A	George Washington	68 67	161	A	Hofstra	62 56
												167	H	Northeastern	66 65
												220	A	Coppin St.	66 59
												251	A	Maine	58 72
												253	H	Loyola Maryland	67 46
												283	H	UNC Wilmington	53 54
												288	H	Manhattan	63 43
												293	A	George Mason	58 60
												315	A	Morgan St.	63 69
												320	H	LIU Brooklyn	76 56
												347	H	UMBC	64 57
LAST 12 Division I GAMES:															
44	H	James Madison	57 62	283	H	UNC Wilmington	53 54								
167	H	Northeastern	66 65	315	A	Morgan St.	63 69								
161	A	Hofstra	62 56	320	H	LIU Brooklyn	76 56								
220	A	Coppin St.	66 59	84	A	George Washington	68 67								
253	H	Loyola Maryland	67 46	116	A	Bucknell	62 78								
251	A	Maine	58 72	347	H	UMBC	64 57								

Non-Div I Games:

Towson

Average RPI Win:	255	WON-LOST	WINNING	LAST 10	STRENGTH OF	OPP. STRENGTH	TEAM	ADJ.	CONF.	ADJ CONF.
Average RPI Loss:	172	RECORD	PCT. RANK	GAMES	SCHEDULE	OF SCHEDULE	RPI	RPI	RPI	RPI
DIV. I ONLY	7- 10	223	5- 5	253	260	223	223	26	26	
DIV. I NON-CONF.	4- 8	242	4- 3	260	282	261	261	26	26	
TOTALS	RPI 1-25	RPI 26-50	W-L RECORDS	RPI 51-100	RPI 101-150	RPI 150+				
7- 10	0- 0	0- 0	OVERALL	0- 3	1- 2	6- 5				
4- 2	0- 0	0- 0	HOME	0- 1	0- 1	4- 0				
3- 7	0- 0	0- 0	AWAY	0- 1	1- 1	2- 5				
0- 1	0- 0	0- 0	NEUTRAL	0- 1	0- 0	0- 0				
4- 8	0- 0	0- 0	NON-CONFERENCE	0- 3	0- 1	4- 4				
2- 2	0- 0	0- 0	HOME	0- 1	0- 1	2- 0				
2- 5	0- 0	0- 0	AWAY	0- 1	0- 0	2- 4				
0- 1	0- 0	0- 0	NEUTRAL	0- 1	0- 0	0- 0				
3- 2	0- 0	0- 0	CONFERENCE	0- 0	1- 1	2- 1				
2- 0	0- 0	0- 0	HOME	0- 0	0- 0	2- 0				
1- 2	0- 0	0- 0	AWAY	0- 0	1- 1	0- 1				
0- 0	0- 0	0- 0	NEUTRAL	0- 0	0- 0	0- 0				

RPI 1-25				RPI 26-50				RPI 51-100				RPI 101+				Team's RPI: 223	
RPI	S	Opponent	Score	RPI	S	Opponent	Score	RPI	S	Opponent	Score	RPI	S	Opponent	Score		
								51	H	Georgia	58	70	132	A	Western Ky.	59	80
								79	N	N.C. A&T	49	74	134	A	Arkansas St.	76	74
								87	A	UT Martin	80	84	139	H	UCF	77	85
													188	H	UALR	61	59
													192	A	Stephen F. Austin	60	66
													221	A	San Jose St.	81	95
													229	H	Belmont	87	84
													240	A	Western Caro.	61	74
													277	A	Santa Clara	68	87
													286	H	Troy	85	77
													303	A	South Ala.	57	65
													310	A	Kent St.	56	55
													313	A	Kennesaw St.	60	54
													325	H	Jacksonville St.	65	63
LAST 12 Division I GAMES:																	
				134	A	Arkansas St.	76 74					188	H	UALR	61 59		
				132	A	Western Ky.	59 80					310	A	Kent St.	56 55		
				303	A	South Ala.	57 65					313	A	Kennesaw St.	60 54		
				286	H	Troy	85 77					51	H	Georgia	58 70		
				277	A	Santa Clara	68 87					325	H	Jacksonville St.	65 63		
				221	A	San Jose St.	81 95					229	H	Belmont	87 84		

Non-Div I Games:

Georgia St.

■ Loss, 
■ Non-Conf, 
■ S Site, 
■ H Home 
■ A Away 
N Neutral

## Drake

Through Games Of Jan. 19, 2014

Average RPI Win:	227	WON-LOST	WINNING	LAST 10	STRENGTH OF	OPP. STRENGTH	TEAM	ADJ.	CONF.	ADJ CONF.
Average RPI Loss:	135	RECORD	PCT. RANK	GAMES	SCHEDULE	OF SCHEDULE	RPI	RPI	RPI	RPI
DIV. I ONLY	7- 9	201	5- 5	234	165	224	224	19	19	
DIV. I NON-CONF.	6- 5	137	4- 3	162	137	157	157	17	17	
TOTALS	RPI 1-25	RPI 26-50	W-L RECORDS	RPI 51-100	RPI 101-150	RPI 150+				
7- 9	0- 0	0- 2	OVERALL	1- 1	0- 3	6- 3				
5- 2	0- 0	0- 1	HOME	1- 0	0- 0	4- 1				
0- 6	0- 0	0- 1	AWAY	0- 1	0- 3	0- 1				
2- 1	0- 0	0- 0	NEUTRAL	0- 0	0- 0	2- 1				
6- 5	0- 0	0- 2	NON-CONFERENCE	1- 1	0- 1	5- 1				
4- 1	0- 0	0- 1	HOME	1- 0	0- 0	3- 0				
0- 3	0- 0	0- 1	AWAY	0- 1	0- 1	0- 0				
2- 1	0- 0	0- 0	NEUTRAL	0- 0	0- 0	2- 1				
1- 4	0- 0	0- 0	CONFERENCE	0- 0	0- 2	1- 2				
1- 1	0- 0	0- 0	HOME	0- 0	0- 0	1- 1				
0- 3	0- 0	0- 0	AWAY	0- 0	0- 2	0- 1				
0- 0	0- 0	0- 0	NEUTRAL	0- 0	0- 0	0- 0				

RPI S	Opponent	Score	RPI S	Opponent	Score	RPI S	Opponent	Score	RPI S	Opponent	Score	Team's RPI: 224
28	H Iowa St.	47 89	58	A Wisconsin	41 66	119	A Indiana St.	81 90				
37	A Iowa	51 73	73	H Creighton	62 55	128	A Colorado St.	77 92				
						135	A Missouri St.	66 89				
						168	N South Dakota	89 81				
						215	N Cornell	49 59				
						225	A Illinois St.	71 80				
						230	N Coastal Caro.	90 74				
						232	H Milwaukee	79 57				
						247	H Idaho St.	78 59				
						274	H Evansville	67 71				
						299	H SIU Edwardsville	87 71				
						338	H Southern Ill.	74 72				
LAST 12 Division I GAMES:												
274	H Evansville	67 71	135	A Missouri St.	66 89							
338	H Southern Ill.	74 72	299	H SIU Edwardsville	87 71							
119	A Indiana St.	81 90	247	H Idaho St.	78 59							
225	A Illinois St.	71 80	230	N Coastal Caro.	90 74							
232	H Milwaukee	79 57	215	N Cornell	49 59							
37	A Iowa	51 73	28	H Iowa St.	47 89							

Non-Div I Games:

Drake

■ Loss, 
 ■ Non-Conf, 
 S Site, 
 ■ Home 
 ■ Away 
 N Neutral



Average RPI Win:	229	WON-LOST	WINNING	LAST 10	STRENGTH OF	OPP. STRENGTH	TEAM	ADJ.	CONF.	ADJ CONF.
Average RPI Loss:	134	RECORD	PCT. RANK	GAMES	SCHEDULE	OF SCHEDULE	RPI	RPI	RPI	RPI
DIV. I ONLY	4- 11	290	3- 7	130	205	225	225	19	19	
DIV. I NON-CONF.	1- 9	326	1- 6	66	148	258	258	17	17	
TOTALS	RPI 1-25	RPI 26-50	W-L RECORDS	RPI 51-100	RPI 101-150	RPI 150+				
4- 11	0- 0	0- 3	OVERALL	1- 1	0- 2	3- 5				
1- 4	0- 0	0- 0	HOME	0- 0	0- 1	1- 3				
2- 6	0- 0	0- 2	AWAY	0- 1	0- 1	2- 2				
1- 1	0- 0	0- 1	NEUTRAL	1- 0	0- 0	0- 0				
1- 9	0- 0	0- 3	NON-CONFERENCE	1- 1	0- 1	0- 4				
0- 3	0- 0	0- 0	HOME	0- 0	0- 1	0- 2				
0- 5	0- 0	0- 2	AWAY	0- 1	0- 0	0- 2				
1- 1	0- 0	0- 1	NEUTRAL	1- 0	0- 0	0- 0				
3- 2	0- 0	0- 0	CONFERENCE	0- 0	0- 1	3- 1				
1- 1	0- 0	0- 0	HOME	0- 0	0- 0	1- 1				
2- 1	0- 0	0- 0	AWAY	0- 0	0- 1	2- 0				
0- 0	0- 0	0- 0	NEUTRAL	0- 0	0- 0	0- 0				

RPI S	Opponent	Score	RPI S	Opponent	Score	RPI S	Opponent	Score	RPI S	Opponent	Score	Team's RPI: 225
31	N Penn St.	60 72	56	A Fordham	32 57	119	A Indiana St.	44 47				
45	A DePaul	67 80	80	N Florida	68 64	128	H Colorado St.	61 76				
46	A Princeton	39 65				159	H UNI	63 83				
						183	H Northern Ill.	52 57				
						196	A Northern Ky.	48 61				
						224	H Drake	80 71				
						232	A Milwaukee	58 73				
						274	A Evansville	78 54				
						282	H Denver	60 67				
						338	A Southern Ill.	76 59				
LAST 12 Division I GAMES:												
338	A Southern Ill.	76 59	274	A Evansville	78 54							
119	A Indiana St.	44 47	46	A Princeton	39 65							
159	H UNI	63 83	56	A Fordham	32 57							
224	H Drake	80 71	183	H Northern Ill.	52 57							
282	H Denver	60 67	31	N Penn St.	60 72							
232	A Milwaukee	58 73	80	N Florida	68 64							

Non-Div I Games:

Illinois St.

Loss, Non-Conf, S Site, H Home A Away N Neutral

Average RPI Win:	188	WON-LOST	WINNING	LAST 10	STRENGTH OF	OPP. STRENGTH	TEAM	ADJ.	CONF.	ADJ CONF.
Average RPI Loss:	143	RECORD	PCT. RANK	GAMES	SCHEDULE	OF SCHEDULE	RPI	RPI	RPI	RPI
DIV. I ONLY	2- 13	328	2- 7	43	284	226	226	25	25	
DIV. I NON-CONF.	0- 11	338	0- 7	24	265	264	264	25	25	
TOTALS	RPI 1-25	RPI 26-50	W-L RECORDS	RPI 51-100	RPI 101-150	RPI 150+				
2- 13	0- 1	0- 1	OVERALL	0- 3	0- 2	2- 6				
1- 1	0- 0	0- 0	HOME	0- 0	0- 0	1- 1				
1- 9	0- 0	0- 0	AWAY	0- 3	0- 1	1- 5				
0- 3	0- 1	0- 1	NEUTRAL	0- 0	0- 1	0- 0				
0- 11	0- 1	0- 1	NON-CONFERENCE	0- 3	0- 2	0- 4				
0- 0	0- 0	0- 0	HOME	0- 0	0- 0	0- 0				
0- 8	0- 0	0- 0	AWAY	0- 3	0- 1	0- 4				
0- 3	0- 1	0- 1	NEUTRAL	0- 0	0- 1	0- 0				
2- 2	0- 0	0- 0	CONFERENCE	0- 0	0- 0	2- 2				
1- 1	0- 0	0- 0	HOME	0- 0	0- 0	1- 1				
1- 1	0- 0	0- 0	AWAY	0- 0	0- 0	1- 1				
0- 0	0- 0	0- 0	NEUTRAL	0- 0	0- 0	0- 0				

RPI S	Opponent	Score	RPI S	Opponent	Score	RPI S	Opponent	Score	RPI S	Opponent	Score	Team's RPI: 226
21 N	North Carolina St.	59 <b>87</b>	29 N	Middle Tenn.	71 <b>89</b>	62 A	SMU	39 <b>82</b>	105 A	Tulane	52 <b>80</b>	
						69 A	Mississippi St.	57 <b>109</b>	141 N	Grand Canyon	57 <b>62</b>	
						89 A	UTEP	65 <b>87</b>	163 A	Ole Miss	69 <b>96</b>	
									174 H	Lamar	67 62	
									175 H	Sam Houston St.	85 <b>86</b>	
									182 A	Southern U.	56 <b>63</b>	
									202 A	McNeese St.	82 65	
									255 A	Nicholls St.	55 <b>84</b>	
									281 A	La.-Monroe	77 <b>87</b>	
									287 A	La.-Lafayette	53 <b>66</b>	
LAST 12 Division I GAMES:												
175 H	Sam Houston St.	85 <b>86</b>	174 H	Lamar	67 62							
255 A	Nicholls St.	55 <b>84</b>	62 A	SMU	39 <b>82</b>							
202 A	McNeese St.	82 65	141 N	Grand Canyon	57 <b>62</b>							
287 A	La.-Lafayette	53 <b>66</b>	21 N	North Carolina St.	59 <b>87</b>							
69 A	Mississippi St.	57 <b>109</b>	29 N	Middle Tenn.	71 <b>89</b>							
89 A	UTEP	65 <b>87</b>	163 A	Ole Miss	69 <b>96</b>							

Non-Div I Games: Mobile 78 68 Incarnate Word 67 55

Southeastern La.

■ Loss, 
 ■ Non-Conf, 
 ■ S Site, 
 ■ Home 
 ■ Away 
 N Neutral

Average RPI Win:	275	WON-LOST	WINNING	LAST 10	STRENGTH OF	OPP. STRENGTH	TEAM	ADJ.	CONF.	ADJ CONF.
Average RPI Loss:	85	RECORD	PCT. RANK	GAMES	SCHEDULE	OF SCHEDULE	RPI	RPI	RPI	RPI
DIV. I ONLY	4- 12	296	3- 7	110	63	227	227	4	4	
DIV. I NON-CONF.	4- 7	229	3- 4	203	171	244	244	2	2	
TOTALS	RPI 1-25	RPI 26-50	W-L RECORDS	RPI 51-100	RPI 101-150	RPI 150+				
4- 12	0- 1	0- 2	OVERALL	0- 5	0- 3	4- 1				
3- 5	0- 1	0- 1	HOME	0- 1	0- 1	3- 1				
1- 6	0- 0	0- 1	AWAY	0- 3	0- 2	1- 0				
0- 1	0- 0	0- 0	NEUTRAL	0- 1	0- 0	0- 0				
4- 7	0- 0	0- 1	NON-CONFERENCE	0- 2	0- 3	4- 1				
3- 2	0- 0	0- 0	HOME	0- 0	0- 1	3- 1				
1- 4	0- 0	0- 1	AWAY	0- 1	0- 2	1- 0				
0- 1	0- 0	0- 0	NEUTRAL	0- 1	0- 0	0- 0				
0- 5	0- 1	0- 1	CONFERENCE	0- 3	0- 0	0- 0				
0- 3	0- 1	0- 1	HOME	0- 1	0- 0	0- 0				
0- 2	0- 0	0- 0	AWAY	0- 2	0- 0	0- 0				
0- 0	0- 0	0- 0	NEUTRAL	0- 0	0- 0	0- 0				

RPI 1-25				RPI 26-50				RPI 51-100				RPI 101+ Team's RPI: 227			
RPI	S	Opponent	Score	RPI	S	Opponent	Score	RPI	S	Opponent	Score	RPI	S	Opponent	Score
2	H	Stanford	52 96	40	H	Southern California	45 54	52	A	Washington St.	59 61	123	A	Pacific	66 75
				50	A	Iona	75 82	54	A	BYU	56 64	144	H	Wake Forest	58 70
								60	H	UCLA	61 67	147	A	UAB	53 63
								64	N	Michigan	71 73	192	H	Stephen F. Austin	56 60
								95	A	Washington	52 55	201	H	Texas Tech	65 56
												263	H	UC Riverside	75 59
												295	A	UC Santa Barbara	51 49
												340	H	Ark.-Pine Bluff	67 54
LAST 12 Division I GAMES:															
40	H	Southern California	45 54	2	H	Stanford	52 96								
60	H	UCLA	61 67	201	H	Texas Tech	65 56								
52	A	Washington St.	59 61	147	A	UAB	53 63								
95	A	Washington	52 55	54	A	BYU	56 64								
340	H	Ark.-Pine Bluff	67 54	144	H	Wake Forest	58 70								
263	H	UC Riverside	75 59	123	A	Pacific	66 75								

Non-Div I Games:

Arizona

■ Loss, 
 ■ Non-Conf, S Site, 
 ■ Home 
 ■ Away 
 N Neutral

Average RPI Win:	264	WON-LOST	WINNING	LAST 10	STRENGTH OF	OPP. STRENGTH	TEAM	ADJ.	CONF.	ADJ CONF.
Average RPI Loss:	122	RECORD	PCT. RANK	GAMES	SCHEDULE	OF SCHEDULE	RPI	RPI	RPI	RPI
DIV. I ONLY	6- 10	243	5- 5	170	196	228	228	14	14	
DIV. I NON-CONF.	4- 9	255	3- 6	135	188	241	241	14	14	
TOTALS	RPI 1-25	RPI 26-50	W-L RECORDS	RPI 51-100	RPI 101-150	RPI 150+				
6- 10	0- 2	0- 1	OVERALL	0- 0	0- 4	6- 3				
4- 5	0- 2	0- 0	HOME	0- 0	0- 2	4- 1				
2- 3	0- 0	0- 1	AWAY	0- 0	0- 1	2- 1				
0- 2	0- 0	0- 0	NEUTRAL	0- 0	0- 1	0- 1				
4- 9	0- 2	0- 1	NON-CONFERENCE	0- 0	0- 3	4- 3				
3- 4	0- 2	0- 0	HOME	0- 0	0- 1	3- 1				
1- 3	0- 0	0- 1	AWAY	0- 0	0- 1	1- 1				
0- 2	0- 0	0- 0	NEUTRAL	0- 0	0- 1	0- 1				
2- 1	0- 0	0- 0	CONFERENCE	0- 0	0- 1	2- 0				
1- 1	0- 0	0- 0	HOME	0- 0	0- 1	1- 0				
1- 0	0- 0	0- 0	AWAY	0- 0	0- 0	1- 0				
0- 0	0- 0	0- 0	NEUTRAL	0- 0	0- 0	0- 0				

RPI 1-25				RPI 26-50				RPI 51-100				RPI 101+ Team's RPI: 228			
RPI	S	Opponent	Score	RPI	S	Opponent	Score	RPI	S	Opponent	Score	RPI	S	Opponent	Score
7	H	Arizona St.	55 81	28	A	Iowa St.	52 79					103	A	Albany (NY)	49 71
20	H	San Diego	42 65									125	N	Alabama	54 69
												130	H	Fresno St.	57 68
												146	H	UC Davis	67 69
												168	H	South Dakota	57 66
												204	H	UC Irvine	75 58
												218	N	Toledo	58 59
												231	H	Seattle	55 53
												263	A	UC Riverside	82 78
												273	A	Boise St.	64 66
												282	H	Denver	63 56
												300	H	New Mexico St.	63 52
												301	A	Columbia	80 54
LAST 12 Division I GAMES:															
204	H	UC Irvine	75 58	146	H	UC Davis	67 69								
263	A	UC Riverside	82 78	7	H	Arizona St.	55 81								
282	H	Denver	63 56	28	A	Iowa St.	52 79								
273	A	Boise St.	64 66	20	H	San Diego	42 65								
300	H	New Mexico St.	63 52	125	N	Alabama	54 69								
231	H	Seattle	55 53	218	N	Toledo	58 59								

Non-Div I Games:

Cal St. Fullerton

Average RPI Win:	<b>289</b>	WON-LOST	WINNING	LAST 10	STRENGTH OF	OPP. STRENGTH	TEAM	ADJ.	CONF.	ADJ CONF.
Average RPI Loss:	<b>145</b>	RECORD	PCT. RANK	GAMES	SCHEDULE	OF SCHEDULE	RPI	RPI	RPI	RPI
DIV. I ONLY	<b>7- 13</b>	<b>254</b>	<b>4- 6</b>	<b>183</b>	<b>287</b>	<b>229</b>	<b>229</b>	<b>29</b>	<b>29</b>	
DIV. I NON-CONF.	<b>3- 10</b>	<b>284</b>	<b>0- 5</b>	<b>80</b>	<b>222</b>	<b>223</b>	<b>223</b>	<b>29</b>	<b>29</b>	
TOTALS	RPI 1-25	RPI 26-50	W-L RECORDS	RPI 51-100	RPI 101-150	RPI 150+				
7- 13	0- 1	0- 0	OVERALL	0- 4	0- 4	7- 4				
5- 2	0- 0	0- 0	HOME	0- 1	0- 0	5- 1				
2- 9	0- 1	0- 0	AWAY	0- 2	0- 3	2- 3				
0- 2	0- 0	0- 0	NEUTRAL	0- 1	0- 1	0- 0				
3- 10	0- 1	0- 0	NON-CONFERENCE	0- 3	0- 4	3- 2				
2- 2	0- 0	0- 0	HOME	0- 1	0- 0	2- 1				
1- 6	0- 1	0- 0	AWAY	0- 1	0- 3	1- 1				
0- 2	0- 0	0- 0	NEUTRAL	0- 1	0- 1	0- 0				
4- 3	0- 0	0- 0	CONFERENCE	0- 1	0- 0	4- 2				
3- 0	0- 0	0- 0	HOME	0- 0	0- 0	3- 0				
1- 3	0- 0	0- 0	AWAY	0- 1	0- 0	1- 2				
0- 0	0- 0	0- 0	NEUTRAL	0- 0	0- 0	0- 0				

RPI 1-25				RPI 26-50				RPI 51-100				RPI 101+ Team's RPI: 229			
RPI	S	Opponent	Score	RPI	S	Opponent	Score	RPI	S	Opponent	Score	RPI	S	Opponent	Score
9	A	Purdue	46 <b>76</b>					51	H	Georgia	55 <b>81</b>	107	A	Missouri	70 <b>82</b>
								63	A	Chattanooga	65 <b>76</b>	117	A	IUPUI	58 <b>80</b>
								87	A	UT Martin	53 <b>82</b>	132	N	Western Ky.	46 <b>66</b>
								89	N	UTEP	74 <b>88</b>	144	A	Wake Forest	49 <b>69</b>
												216	H	Mercer	69 62
												223	A	Georgia St.	84 <b>87</b>
												256	H	A&M-Corpus Christi	62 <b>72</b>
												269	H	Tennessee Tech	62 53
												284	H	Murray St.	67 57
												299	A	SIU Edwardsville	56 <b>68</b>
												307	A	Tennessee St.	51 <b>64</b>
												308	A	Southeast Mo. St.	81 74
												310	H	Kent St.	84 60
												314	A	Lipscomb	68 52
												325	H	Jacksonville St.	92 50
LAST 12 Division I GAMES:															
284	H	Murray St.	67 57	307	A	Tennessee St.	51 <b>64</b>								
87	A	UT Martin	53 <b>82</b>	89	N	UTEP	74 <b>88</b>								
325	H	Jacksonville St.	92 50	132	N	Western Ky.	46 <b>66</b>								
269	H	Tennessee Tech	62 53	107	A	Missouri	70 <b>82</b>								
308	A	Southeast Mo. St.	81 74	51	H	Georgia	55 <b>81</b>								
299	A	SIU Edwardsville	56 <b>68</b>	144	A	Wake Forest	49 <b>69</b>								

Non-Div I Games:

Belmont

■ Loss, 
 ■ Non-Conf, S Site, 
 ■ Home 
 ■ Away 
 N Neutral

## Coastal Caro.

Through Games Of Jan. 19, 2014

Average RPI Win:	262	WON-LOST	WINNING	LAST 10	STRENGTH OF	OPP. STRENGTH	TEAM	ADJ.	CONF.	ADJ CONF.
Average RPI Loss:	178	RECORD	PCT. RANK	GAMES	SCHEDULE	OF SCHEDULE	RPI	RPI	RPI	RPI
DIV. I ONLY	6- 9	232	4- 6	242	327	230	230	28	28	
DIV. I NON-CONF.	1- 5	306	0- 3	117	259	249	249	28	28	
TOTALS	RPI 1-25	RPI 26-50	W-L RECORDS	RPI 51-100	RPI 101-150	RPI 150+				
6- 9	0- 1	0- 0	OVERALL	0- 0	0- 2	6- 6				
2- 3	0- 0	0- 0	HOME	0- 0	0- 1	2- 2				
4- 4	0- 1	0- 0	AWAY	0- 0	0- 0	4- 3				
0- 2	0- 0	0- 0	NEUTRAL	0- 0	0- 1	0- 1				
1- 5	0- 1	0- 0	NON-CONFERENCE	0- 0	0- 1	1- 3				
0- 1	0- 0	0- 0	HOME	0- 0	0- 0	0- 1				
1- 2	0- 1	0- 0	AWAY	0- 0	0- 0	1- 1				
0- 2	0- 0	0- 0	NEUTRAL	0- 0	0- 1	0- 1				
5- 4	0- 0	0- 0	CONFERENCE	0- 0	0- 1	5- 3				
2- 2	0- 0	0- 0	HOME	0- 0	0- 1	2- 1				
3- 2	0- 0	0- 0	AWAY	0- 0	0- 0	3- 2				
0- 0	0- 0	0- 0	NEUTRAL	0- 0	0- 0	0- 0				

RPI S	Opponent	Score	RPI S	Opponent	Score	RPI S	Opponent	Score	RPI S	Opponent	Score	Team's RPI: 230
22	A North Carolina	52 106							118	N Col. of Charleston	62 80	
									122	H Winthrop	53 77	
									153	H Liberty	62 71	
									162	H Furman	72 79	
									184	H High Point	83 75	
									197	A N.C. Central	66 55	
									224	N Drake	74 90	
									231	A Seattle	53 84	
									239	A Campbell	68 75	
									258	H Gardner-Webb	85 63	
									270	A Charleston So.	77 63	
									317	A Longwood	83 53	
									329	A Presbyterian	68 71	
									344	A Radford	67 66	
LAST 12 Division I GAMES:												
329	A Presbyterian	68 71	270	A Charleston So.	77 63							
122	H Winthrop	53 77	317	A Longwood	83 53							
239	A Campbell	68 75	118	N Col. of Charleston	62 80							
153	H Liberty	62 71	162	H Furman	72 79							
184	H High Point	83 75	258	H Gardner-Webb	85 63							
344	A Radford	67 66	224	N Drake	74 90							

Non-Div I Games: Brevard 85 42 Virginia Intermont 97 66 Montreat 99 71

Coastal Caro.

Loss, Non-Conf, S Site, H Home A Away N Neutral

Average RPI Win:	250	WON-LOST	WINNING	LAST 10	STRENGTH OF	OPP. STRENGTH	TEAM	ADJ.	CONF.	ADJ CONF.
Average RPI Loss:	164	RECORD	PCT. RANK	GAMES	SCHEDULE	OF SCHEDULE	RPI	RPI	RPI	RPI
DIV. I ONLY	9- 10	176	6- 4	304	208	231	231	30	30	
DIV. I NON-CONF.	5- 8	220	2- 4	220	120	219	219	30	30	
TOTALS	RPI 1-25	RPI 26-50	W-L RECORDS	RPI 51-100	RPI 101-150	RPI 150+				
9- 10	0- 1	0- 0	OVERALL	0- 4	1- 0	8- 5				
5- 3	0- 0	0- 0	HOME	0- 2	1- 0	4- 1				
4- 7	0- 1	0- 0	AWAY	0- 2	0- 0	4- 4				
0- 0	0- 0	0- 0	NEUTRAL	0- 0	0- 0	0- 0				
5- 8	0- 1	0- 0	NON-CONFERENCE	0- 4	1- 0	4- 3				
3- 3	0- 0	0- 0	HOME	0- 2	1- 0	2- 1				
2- 5	0- 1	0- 0	AWAY	0- 2	0- 0	2- 2				
0- 0	0- 0	0- 0	NEUTRAL	0- 0	0- 0	0- 0				
4- 2	0- 0	0- 0	CONFERENCE	0- 0	0- 0	4- 2				
2- 0	0- 0	0- 0	HOME	0- 0	0- 0	2- 0				
2- 2	0- 0	0- 0	AWAY	0- 0	0- 0	2- 2				
0- 0	0- 0	0- 0	NEUTRAL	0- 0	0- 0	0- 0				

RPI 1-25				RPI 26-50				RPI 51-100				RPI 101+ Team's RPI: 231			
RPI	S	Opponent	Score	RPI	S	Opponent	Score	RPI	S	Opponent	Score	RPI	S	Opponent	Score
20	A	San Diego	56 79					52	H	Washington St.	72 81	113	H	Montana St.	74 63
								92	H	Oregon	100 105	194	A	Bakersfield	78 80
								95	A	Washington	60 82	199	H	Tex.-Pan American	84 62
								100	A	Portland	63 70	215	H	Cornell	52 49
												228	A	Cal St. Fullerton	53 55
												230	H	Coastal Caro.	84 53
												235	H	Pepperdine	73 84
												246	A	Loyola Marymount	72 70
												254	A	Portland St.	80 68
												295	A	UC Santa Barbara	75 78
												300	H	New Mexico St.	61 51
												330	A	UMKC	65 77
												345	A	Chicago St.	85 58
												346	A	Utah Valley	75 67
LAST 12 Division I GAMES:															
194	A	Bakersfield	78 80	346	A	Utah Valley	75 67								
199	H	Tex.-Pan American	84 62	228	A	Cal St. Fullerton	53 55								
300	H	New Mexico St.	61 51	246	A	Loyola Marymount	72 70								
330	A	UMKC	65 77	113	H	Montana St.	74 63								
345	A	Chicago St.	85 58	20	A	San Diego	56 79								
295	A	UC Santa Barbara	75 78	92	H	Oregon	100 105								

Non-Div I Games:

Seattle

■ Loss, 
 ■ Non-Conf, 
 ■ S Site, 
 ■ H Home 
 ■ A Away 
 N Neutral

Average RPI Win:	255	WON-LOST	WINNING	LAST 10	STRENGTH OF	OPP. STRENGTH	TEAM	ADJ.	CONF.	ADJ CONF.
Average RPI Loss:	143	RECORD	PCT. RANK	GAMES	SCHEDULE	OF SCHEDULE	RPI	RPI	RPI	RPI
DIV. I ONLY	5- 11	263	3- 7	197	185	232	232	17	17	
DIV. I NON-CONF.	4- 9	255	3- 6	188	241	250	250	18	18	
TOTALS	RPI 1-25	RPI 26-50	W-L RECORDS	RPI 51-100	RPI 101-150	RPI 150+				
5- 11	0- 0	0- 2	OVERALL	0- 3	1- 0	4- 6				
2- 4	0- 0	0- 0	HOME	0- 3	0- 0	2- 1				
3- 6	0- 0	0- 2	AWAY	0- 0	1- 0	2- 4				
0- 1	0- 0	0- 0	NEUTRAL	0- 0	0- 0	0- 1				
4- 9	0- 0	0- 2	NON-CONFERENCE	0- 3	0- 0	4- 4				
2- 4	0- 0	0- 0	HOME	0- 3	0- 0	2- 1				
2- 4	0- 0	0- 2	AWAY	0- 0	0- 0	2- 2				
0- 1	0- 0	0- 0	NEUTRAL	0- 0	0- 0	0- 1				
1- 2	0- 0	0- 0	CONFERENCE	0- 0	1- 0	0- 2				
0- 0	0- 0	0- 0	HOME	0- 0	0- 0	0- 0				
1- 2	0- 0	0- 0	AWAY	0- 0	1- 0	0- 2				
0- 0	0- 0	0- 0	NEUTRAL	0- 0	0- 0	0- 0				

RPI S	Opponent	Score	RPI S	Opponent	Score	RPI S	Opponent	Score	RPI S	Opponent	Score	Team's RPI: 232
			35	A Indiana	68 87	58	H Wisconsin	60 85	121	A Green Bay	75 64	
			47	A Bowling Green	64 87	91	H Marquette	52 71	151	A Cleveland St.	63 73	
						97	H North Dakota	66 78	174	N Lamar	63 75	
									207	A Youngstown St.	71 87	
									217	A New Mexico	58 72	
									224	A Drake	57 79	
									225	H Illinois St.	73 58	
									275	H Western Ill.	86 99	
									294	H North Dakota St.	76 64	
									300	A New Mexico St.	84 81	
									334	A Neb. Omaha	68 48	
LAST 12 Division I GAMES:												
151	A Cleveland St.	63 73	207	A Youngstown St.	71 87							
121	A Green Bay	75 64	35	A Indiana	68 87							
334	A Neb. Omaha	68 48	47	A Bowling Green	64 87							
224	A Drake	57 79	97	H North Dakota	66 78							
225	H Illinois St.	73 58	300	A New Mexico St.	84 81							
91	H Marquette	52 71	174	N Lamar	63 75							

Non-Div I Games:

Milwaukee

■ Loss, 
 ■ Non-Conf, 
 ■ S Site, 
 ■ H Home 
 ■ A Away 
 N Neutral



Average RPI Win:	297	WON-LOST	WINNING	LAST 10	STRENGTH OF	OPP. STRENGTH	TEAM	ADJ.	CONF.	ADJ CONF.
Average RPI Loss:	157	RECORD	PCT. RANK	GAMES	SCHEDULE	OF SCHEDULE	RPI	RPI	RPI	RPI
DIV. I ONLY	4- 13	303	2- 8	97	330	233	233	29	29	
DIV. I NON-CONF.	2- 10	306	0- 7	43	302	233	233	29	29	
TOTALS	RPI 1-25	RPI 26-50	W-L RECORDS	RPI 51-100	RPI 101-150	RPI 150+				
4- 13	0- 1	0- 1	OVERALL	0- 3	0- 2	4- 6				
1- 6	0- 0	0- 1	HOME	0- 2	0- 1	1- 2				
3- 6	0- 1	0- 0	AWAY	0- 1	0- 1	3- 3				
0- 1	0- 0	0- 0	NEUTRAL	0- 0	0- 0	0- 1				
2- 10	0- 1	0- 1	NON-CONFERENCE	0- 2	0- 2	2- 4				
1- 4	0- 0	0- 1	HOME	0- 1	0- 1	1- 1				
1- 5	0- 1	0- 0	AWAY	0- 1	0- 1	1- 2				
0- 1	0- 0	0- 0	NEUTRAL	0- 0	0- 0	0- 1				
2- 3	0- 0	0- 0	CONFERENCE	0- 1	0- 0	2- 2				
0- 2	0- 0	0- 0	HOME	0- 1	0- 0	0- 1				
2- 1	0- 0	0- 0	AWAY	0- 0	0- 0	2- 1				
0- 0	0- 0	0- 0	NEUTRAL	0- 0	0- 0	0- 0				

RPI 1-25				RPI 26-50				RPI 51-100				RPI 101+ Team's RPI: 233			
RPI	S	Opponent	Score	RPI	S	Opponent	Score	RPI	S	Opponent	Score	RPI	S	Opponent	Score
5	A	Louisville	53 108	29	H	Middle Tenn.	43 69	63	H	Chattanooga	70 81	132	A	Western Ky.	75 78
								67	A	Wichita St.	64 86	134	H	Arkansas St.	69 79
								87	H	UT Martin	81 95	163	A	Ole Miss	69 99
												166	A	Xavier	59 72
												245	A	Morehead St.	83 75
												274	H	Evansville	50 65
												276	H	Central Ark.	81 60
												284	A	Murray St.	68 76
												308	H	Southeast Mo. St.	64 75
												328	A	Eastern Ill.	64 56
												334	N	Neb. Omaha	54 70
												338	A	Southern Ill.	71 69
LAST 12 Division I GAMES:															
245	A	Morehead St.	83 75	328	A	Eastern Ill.	64 56								
284	A	Murray St.	68 76	67	A	Wichita St.	64 86								
87	H	UT Martin	81 95	63	H	Chattanooga	70 81								
308	H	Southeast Mo. St.	64 75	5	A	Louisville	53 108								
163	A	Ole Miss	69 99	166	A	Xavier	59 72								
334	N	Neb. Omaha	54 70	29	H	Middle Tenn.	43 69								

Non-Div I Games: Trevecca Nazarene 98 77

Austin Peay

■ Loss, 
 ■ Non-Conf, 
 ■ S Site, 
 ■ H Home 
 ■ A Away 
 N Neutral

Average RPI Win:	230	WON-LOST	WINNING	LAST 10	STRENGTH OF	OPP. STRENGTH	TEAM	ADJ.	CONF.	ADJ CONF.
Average RPI Loss:	115	RECORD	PCT. RANK	GAMES	SCHEDULE	OF SCHEDULE	RPI	RPI	RPI	RPI
DIV. I ONLY	7- 10	223	5- 5	209	117	234	234	21	21	
DIV. I NON-CONF.	3- 9	278	1- 6	152	97	272	272	23	23	
TOTALS	RPI 1-25	RPI 26-50	W-L RECORDS	RPI 51-100	RPI 101-150	RPI 150+				
7- 10	0- 0	0- 1	OVERALL	0- 4	0- 3	7- 2				
5- 7	0- 0	0- 1	HOME	0- 3	0- 3	5- 0				
2- 3	0- 0	0- 0	AWAY	0- 1	0- 0	2- 2				
0- 0	0- 0	0- 0	NEUTRAL	0- 0	0- 0	0- 0				
3- 9	0- 0	0- 1	NON-CONFERENCE	0- 4	0- 2	3- 2				
3- 6	0- 0	0- 1	HOME	0- 3	0- 2	3- 0				
0- 3	0- 0	0- 0	AWAY	0- 1	0- 0	0- 2				
0- 0	0- 0	0- 0	NEUTRAL	0- 0	0- 0	0- 0				
4- 1	0- 0	0- 0	CONFERENCE	0- 0	0- 1	4- 0				
2- 1	0- 0	0- 0	HOME	0- 0	0- 1	2- 0				
2- 0	0- 0	0- 0	AWAY	0- 0	0- 0	2- 0				
0- 0	0- 0	0- 0	NEUTRAL	0- 0	0- 0	0- 0				

RPI S	Opponent	Score	RPI S	Opponent	Score	RPI S	Opponent	Score	RPI S	Opponent	Score	Team's RPI: 234
43	H Oregon St.	60 68	54	H BYU	64 71	108	H Charlotte	75 80				
			56	H Fordham	63 72	130	H Fresno St.	63 79				
			73	H Creighton	56 66	148	H Utah	59 66				
			77	A Northwestern	53 57	171	H Clemson	63 54				
						187	H San Diego St.	74 59				
						194	H Bakersfield	76 74				
						210	A San Francisco	61 62				
						217	H New Mexico	78 56				
						219	A Nevada	57 49				
						246	A Loyola Marymount	67 71				
						277	H Santa Clara	77 70				
						342	A Air Force	72 65				
LAST 12 Division I GAMES:												
217	H New Mexico	78 56	187	H San Diego St.	74 59							
219	A Nevada	57 49	171	H Clemson	63 54							
342	A Air Force	72 65	246	A Loyola Marymount	67 71							
130	H Fresno St.	63 79	210	A San Francisco	61 62							
73	H Creighton	56 66	108	H Charlotte	75 80							
43	H Oregon St.	60 68	56	H Fordham	63 72							

Non-Div I Games:

UNLV

■ Loss, 
■ Non-Conf, 
■ S Site, 
■ H Home 
■ A Away 
N Neutral

# Pepperdine

Through Games Of Jan. 19, 2014

Average RPI Win:	254	WON-LOST	WINNING	LAST 10	STRENGTH OF	OPP. STRENGTH	TEAM	ADJ.	CONF.	ADJ CONF.
Average RPI Loss:	121	RECORD	PCT. RANK	GAMES	SCHEDULE	OF SCHEDULE	RPI	RPI	RPI	RPI
DIV. I ONLY	5- 13	284	3- 7	166	156	235	235	8	8	
DIV. I NON-CONF.	4- 7	229	2- 3	224	199	225	225	8	8	
TOTALS	RPI 1-25	RPI 26-50	W-L RECORDS	RPI 51-100	RPI 101-150	RPI 150+				
5- 13	0- 1	0- 2	OVERALL	0- 3	0- 3	5- 4				
3- 4	0- 0	0- 0	HOME	0- 0	0- 1	3- 3				
2- 9	0- 1	0- 2	AWAY	0- 3	0- 2	2- 1				
0- 0	0- 0	0- 0	NEUTRAL	0- 0	0- 0	0- 0				
4- 7	0- 0	0- 1	NON-CONFERENCE	0- 2	0- 2	4- 2				
2- 2	0- 0	0- 0	HOME	0- 0	0- 1	2- 1				
2- 5	0- 0	0- 1	AWAY	0- 2	0- 1	2- 1				
0- 0	0- 0	0- 0	NEUTRAL	0- 0	0- 0	0- 0				
1- 6	0- 1	0- 1	CONFERENCE	0- 1	0- 1	1- 2				
1- 2	0- 0	0- 0	HOME	0- 0	0- 0	1- 2				
0- 4	0- 1	0- 1	AWAY	0- 1	0- 1	0- 0				
0- 0	0- 0	0- 0	NEUTRAL	0- 0	0- 0	0- 0				

RPI S Opponent	Score	RPI S Opponent	Score	RPI S Opponent	Score	RPI S Opponent	Score	Team's RPI: 235
20 A San Diego	43 71	32 A St. Mary's (CA)	48 71	54 A BYU	50 65	112 H Cal Poly	77 80	
		49 A South Dakota St.	55 88	60 A UCLA	78 82	123 A Pacific	64 75	
				92 A Oregon	80 83	133 A Wyoming	64 84	
						152 A Long Beach St.	61 74	
						204 H UC Irvine	76 59	
						210 H San Francisco	61 77	
						231 A Seattle	84 73	
						246 H Loyola Marymount	64 76	
						263 A UC Riverside	81 68	
						277 H Santa Clara	100 93	
						295 H UC Santa Barbara	69 77	
						297 H Northern Ariz.	74 51	
LAST 12 Division I GAMES:								
32 A St. Mary's (CA)	48 71	123 A Pacific	64 75					
246 H Loyola Marymount	64 76	297 H Northern Ariz.	74 51					
210 H San Francisco	61 77	112 H Cal Poly	77 80					
277 H Santa Clara	100 93	263 A UC Riverside	81 68					
54 A BYU	50 65	295 H UC Santa Barbara	69 77					
20 A San Diego	43 71	152 A Long Beach St.	61 74					

Non-Div I Games:

Pepperdine

Loss, Non-Conf, S Site, H Home A Away N Neutral

Average RPI Win:	266	WON-LOST	WINNING	LAST 10	STRENGTH OF	OPP. STRENGTH	TEAM	ADJ.	CONF.	ADJ CONF.
Average RPI Loss:	152	RECORD	PCT. RANK	GAMES	SCHEDULE	OF SCHEDULE	RPI	RPI	RPI	RPI
DIV. I ONLY	6- 11	249	2- 8	201	253	236	236	18	18	
DIV. I NON-CONF.	5- 4	132	2- 2	194	318	186	186	16	16	
TOTALS	RPI 1-25	RPI 26-50	W-L RECORDS	RPI 51-100	RPI 101-150	RPI 150+				
6- 11	0- 1	0- 2	OVERALL	0- 1	1- 3	5- 4				
3- 4	0- 0	0- 0	HOME	0- 0	1- 1	2- 3				
2- 6	0- 1	0- 2	AWAY	0- 1	0- 1	2- 1				
1- 1	0- 0	0- 0	NEUTRAL	0- 0	0- 1	1- 0				
5- 4	0- 1	0- 0	NON-CONFERENCE	0- 0	1- 2	4- 1				
3- 1	0- 0	0- 0	HOME	0- 0	1- 1	2- 0				
1- 2	0- 1	0- 0	AWAY	0- 0	0- 0	1- 1				
1- 1	0- 0	0- 0	NEUTRAL	0- 0	0- 1	1- 0				
1- 7	0- 0	0- 2	CONFERENCE	0- 1	0- 1	1- 3				
0- 3	0- 0	0- 0	HOME	0- 0	0- 0	0- 3				
1- 4	0- 0	0- 2	AWAY	0- 1	0- 1	1- 0				
0- 0	0- 0	0- 0	NEUTRAL	0- 0	0- 0	0- 0				

RPI 1-25				RPI 26-50				RPI 51-100				RPI 101+ Team's RPI: 236			
RPI	S	Opponent	Score	RPI	S	Opponent	Score	RPI	S	Opponent	Score	RPI	S	Opponent	Score
18	A	Maryland	49 105	41	A	Marist	60 78	70	A	Quinnipiac	49 70	103	H	Albany (NY)	42 69
				50	A	Iona	80 86					121	N	Green Bay	52 63
												138	A	Fairfield	65 66
												149	H	Buffalo	64 60
												176	H	Sacred Heart	58 53
												260	H	Rider	63 77
												272	A	Central Conn. St.	53 70
												279	H	Niagara	72 76
												288	A	Manhattan	82 58
												306	H	Binghamton	49 41
												322	H	Monmouth	49 64
												333	N	North Florida	61 60
												341	A	Fairleigh Dickinson	82 58
LAST 12 Division I GAMES:															
138	A	Fairfield	65 66	70	A	Quinnipiac	49 70								
322	H	Monmouth	49 64	50	A	Iona	80 86								
279	H	Niagara	72 76	306	H	Binghamton	49 41								
41	A	Marist	60 78	18	A	Maryland	49 105								
288	A	Manhattan	82 58	149	H	Buffalo	64 60								
260	H	Rider	63 77	272	A	Central Conn. St.	53 70								

Non-Div I Games:

Siena

Average RPI Win:	277	WON-LOST	WINNING	LAST 10	STRENGTH OF	OPP. STRENGTH	TEAM	ADJ.	CONF.	ADJ CONF.
Average RPI Loss:	238	RECORD	PCT. RANK	GAMES	SCHEDULE	OF SCHEDULE	RPI	RPI	RPI	RPI
DIV. I ONLY	9- 6	108	7- 3	341	329	237	237	29	29	
DIV. I NON-CONF.	5- 5	148	3- 3	343	264	284	284	29	29	
TOTALS	RPI 1-25	RPI 26-50	W-L RECORDS	RPI 51-100	RPI 101-150	RPI 150+				
9- 6	0- 0	0- 0	OVERALL	0- 0	1- 1	8- 5				
4- 1	0- 0	0- 0	HOME	0- 0	1- 1	3- 0				
5- 3	0- 0	0- 0	AWAY	0- 0	0- 0	5- 3				
0- 2	0- 0	0- 0	NEUTRAL	0- 0	0- 0	0- 2				
5- 5	0- 0	0- 0	NON-CONFERENCE	0- 0	1- 1	4- 4				
2- 1	0- 0	0- 0	HOME	0- 0	1- 1	1- 0				
3- 2	0- 0	0- 0	AWAY	0- 0	0- 0	3- 2				
0- 2	0- 0	0- 0	NEUTRAL	0- 0	0- 0	0- 2				
4- 1	0- 0	0- 0	CONFERENCE	0- 0	0- 0	4- 1				
2- 0	0- 0	0- 0	HOME	0- 0	0- 0	2- 0				
2- 1	0- 0	0- 0	AWAY	0- 0	0- 0	2- 1				
0- 0	0- 0	0- 0	NEUTRAL	0- 0	0- 0	0- 0				

RPI 1-25			RPI 26-50			RPI 51-100			RPI 101+			Team's RPI: 237
RPI	S	Opponent	Score	RPI	S	Opponent	Score	RPI	S	Opponent	Score	
								131	H	Ohio	52	60
								135	H	Missouri St.	65	61
								191	N	Mississippi Val.	58	68
								203	N	Florida A&M	58	64
								243	A	Miami (OH)	59	55
								245	A	Morehead St.	79	58
								266	A	UNC Asheville	63	71
								284	H	Murray St.	86	72
								299	A	SIU Edwardsville	59	54
								304	A	Marshall	64	55
								310	A	Kent St.	74	75
								317	A	Longwood	60	47
								325	H	Jacksonville St.	68	61
								328	A	Eastern Ill.	71	75
								343	H	Alabama A&M	89	69
LAST 12 Division I GAMES:												
245	A	Morehead St.	79	58	325	H	Jacksonville St.	68	61			
328	A	Eastern Ill.	71	75	304	A	Marshall	64	55			
299	A	SIU Edwardsville	59	54	191	N	Mississippi Val.	58	68			
284	H	Murray St.	86	72	203	N	Florida A&M	58	64			
317	A	Longwood	60	47	131	H	Ohio	52	60			
135	H	Missouri St.	65	61	266	A	UNC Asheville	63	71			

Non-Div I Games: Davis &amp; Elkins 94 66

Eastern Ky.

■ Loss, 
 ■ Non-Conf, 
 ■ S Site, 
 ■ H Home 
 ■ A Away 
 N Neutral

Average RPI Win:	332	WON-LOST	WINNING	LAST 10	STRENGTH OF	OPP. STRENGTH	TEAM	ADJ.	CONF.	ADJ CONF.
Average RPI Loss:	123	RECORD	PCT. RANK	GAMES	SCHEDULE	OF SCHEDULE	RPI	RPI	RPI	RPI
DIV. I ONLY	4- 10	279	3- 6	231	189	237	237	32	32	
DIV. I NON-CONF.	1- 8	318	0- 5	112	38	220	220	32	32	
TOTALS	RPI 1-25	RPI 26-50	W-L RECORDS	RPI 51-100	RPI 101-150	RPI 150+				
4- 10	0- 1	0- 1	OVERALL	0- 2	0- 2	4- 4				
2- 1	0- 0	0- 0	HOME	0- 0	0- 0	2- 1				
2- 9	0- 1	0- 1	AWAY	0- 2	0- 2	2- 3				
0- 0	0- 0	0- 0	NEUTRAL	0- 0	0- 0	0- 0				
1- 8	0- 1	0- 1	NON-CONFERENCE	0- 2	0- 2	1- 2				
0- 0	0- 0	0- 0	HOME	0- 0	0- 0	0- 0				
1- 8	0- 1	0- 1	AWAY	0- 2	0- 2	1- 2				
0- 0	0- 0	0- 0	NEUTRAL	0- 0	0- 0	0- 0				
3- 2	0- 0	0- 0	CONFERENCE	0- 0	0- 0	3- 2				
2- 1	0- 0	0- 0	HOME	0- 0	0- 0	2- 1				
1- 1	0- 0	0- 0	AWAY	0- 0	0- 0	1- 1				
0- 0	0- 0	0- 0	NEUTRAL	0- 0	0- 0	0- 0				

RPI S	Opponent	Score	RPI S	Opponent	Score	RPI S	Opponent	Score	RPI S	Opponent	Score	Team's RPI: 237
17	A Kentucky	46 109	33	A Baylor	55 110	62	A SMU	65 87	104	A Kansas St.	50 83	
						82	A TCU	64 95	109	A Southern Miss.	51 76	
									182	A Southern U.	92 100	
									192	A Stephen F. Austin	55 92	
									201	A Texas Tech	68 86	
									244	H Texas Southern	63 77	
									309	H Alabama St.	66 63	
									336	A Alcorn	77 72	
									339	A New Orleans	76 52	
									343	H Alabama A&M	90 77	
LAST 12 Division I GAMES:												
336	A Alcorn	77 72	244	H Texas Southern	63 77							
182	A Southern U.	92 100	192	A Stephen F. Austin	55 92							
343	H Alabama A&M	90 77	104	A Kansas St.	50 83							
309	H Alabama St.	66 63	201	A Texas Tech	68 86							
17	A Kentucky	46 109	82	A TCU	64 95							
109	A Southern Miss.	51 76	339	A New Orleans	76 52							

Non-Div I Games: Texas Col. 92 60 Philander Smith 70 64

Grambling

Loss, Non-Conf, S Site, H Home A Away N Neutral

Average RPI Win:	276	WON-LOST	WINNING	LAST 10	STRENGTH OF	OPP. STRENGTH	TEAM	ADJ.	CONF.	ADJ CONF.
Average RPI Loss:	179	RECORD	PCT. RANK	GAMES	SCHEDULE	OF SCHEDULE	RPI	RPI	RPI	RPI
DIV. I ONLY	8- 8	156	3- 6	310	305	239	239	28	28	
DIV. I NON-CONF.	3- 4	193	1- 2	247	234	202	202	28	28	
TOTALS	RPI 1-25	RPI 26-50	W-L RECORDS	RPI 51-100	RPI 101-150	RPI 150+				
8- 8	0- 0	0- 0	OVERALL	0- 1	0- 1	8- 6				
5- 2	0- 0	0- 0	HOME	0- 0	0- 0	5- 2				
3- 6	0- 0	0- 0	AWAY	0- 1	0- 1	3- 4				
0- 0	0- 0	0- 0	NEUTRAL	0- 0	0- 0	0- 0				
3- 4	0- 0	0- 0	NON-CONFERENCE	0- 1	0- 1	3- 2				
2- 0	0- 0	0- 0	HOME	0- 0	0- 0	2- 0				
1- 4	0- 0	0- 0	AWAY	0- 1	0- 1	1- 2				
0- 0	0- 0	0- 0	NEUTRAL	0- 0	0- 0	0- 0				
5- 4	0- 0	0- 0	CONFERENCE	0- 0	0- 0	5- 4				
3- 2	0- 0	0- 0	HOME	0- 0	0- 0	3- 2				
2- 2	0- 0	0- 0	AWAY	0- 0	0- 0	2- 2				
0- 0	0- 0	0- 0	NEUTRAL	0- 0	0- 0	0- 0				

RPI 1-25			RPI 26-50			RPI 51-100			RPI 101+			Team's RPI: 239
RPI	S	Opponent	Score	RPI	S	Opponent	Score	RPI	S	Opponent	Score	
						79 A N.C. A&T	47 62	144 A Wake Forest		65 73		
								153 A Liberty		52 75		
								169 A Elon		49 56		
								172 A Mt. St. Mary's		64 68		
								184 H High Point		62 76		
								197 A N.C. Central		56 45		
								230 H Coastal Caro.		75 68		
								240 H Western Caro.		73 60		
								258 A Gardner-Webb		54 56		
								266 H UNC Asheville		67 59		
								270 H Charleston So.		71 81		
								283 H UNC Wilmington		67 53		
								317 A Longwood		74 55		
								329 A Presbyterian		46 43		
								344 H Radford		72 58		
LAST 12 Division I GAMES:												
258 A Gardner-Webb		54 56	329 A Presbyterian		46 43							
230 H Coastal Caro.		75 68	153 A Liberty		52 75							
270 H Charleston So.		71 81	169 A Elon		49 56							
79 A N.C. A&T		47 62	197 A N.C. Central		56 45							
184 H High Point		62 76	266 H UNC Asheville		67 59							
317 A Longwood		74 55	344 H Radford		72 58							

Non-Div I Games: Erskine 82 56 UVa-Wise 64 47

Campbell

Loss, Non-Conf, S Site, H Home A Away N Neutral

Average RPI Win: <b>280</b>	WON-LOST	WINNING	LAST 10	STRENGTH OF	OPP. STRENGTH	TEAM	ADJ.	CONF.	ADJ CONF.
Average RPI Loss: <b>182</b>	RECORD	PCT. RANK	GAMES	SCHEDULE	OF SCHEDULE	RPI	RPI	RPI	RPI
DIV. I ONLY	<b>9- 9</b>	<b>156</b>	<b>4- 6</b>	<b>332</b>	<b>249</b>	<b>240</b>	<b>240</b>	<b>23</b>	<b>23</b>
DIV. I NON-CONF.	<b>6- 5</b>	<b>137</b>	<b>4- 2</b>	<b>328</b>	<b>246</b>	<b>228</b>	<b>228</b>	<b>22</b>	<b>22</b>
TOTALS	RPI 1-25	RPI 26-50	W-L RECORDS	RPI 51-100	RPI 101-150	RPI 150+			
9- 9	0- 0	0- 1	OVERALL	0- 1	0- 0	9- 7			
5- 1	0- 0	0- 0	HOME	0- 1	0- 0	5- 0			
3- 7	0- 0	0- 1	AWAY	0- 0	0- 0	3- 6			
1- 1	0- 0	0- 0	NEUTRAL	0- 0	0- 0	1- 1			
6- 5	0- 0	0- 1	NON-CONFERENCE	0- 0	0- 0	6- 4			
4- 0	0- 0	0- 0	HOME	0- 0	0- 0	4- 0			
1- 4	0- 0	0- 1	AWAY	0- 0	0- 0	1- 3			
1- 1	0- 0	0- 0	NEUTRAL	0- 0	0- 0	1- 1			
3- 4	0- 0	0- 0	CONFERENCE	0- 1	0- 0	3- 3			
1- 1	0- 0	0- 0	HOME	0- 1	0- 0	1- 0			
2- 3	0- 0	0- 0	AWAY	0- 0	0- 0	2- 3			
0- 0	0- 0	0- 0	NEUTRAL	0- 0	0- 0	0- 0			

RPI 1-25			RPI 26-50			RPI 51-100			RPI 101+ Team's RPI: 240		
RPI	S	Opponent	Score	RPI	S	Opponent	Score	RPI	S	Opponent	Score
				38	A	Georgia Tech	47 <b>87</b>	63	H	Chattanooga	57 <b>77</b>
								162	A	Furman	69 <b>76</b>
								169	A	Elon	52 <b>67</b>
								197	A	N.C. Central	69 <b>73</b>
								216	A	Mercer	64 <b>67</b>
								217	N	New Mexico	37 <b>56</b>
								223	H	Georgia St.	74 61
								239	A	Campbell	60 <b>73</b>
								265	H	East Tenn. St.	58 56
								266	H	UNC Asheville	62 51
								267	A	Appalachian St.	71 63
								270	H	Charleston So.	56 47
								271	A	UNC Greensboro	60 49
								315	N	Morgan St.	82 56
								318	H	Samford	54 50
								329	A	Presbyterian	42 38
								337	A	Wofford	58 <b>61</b>
LAST 12 Division I GAMES:											
271	A	UNC Greensboro	60 49	169	A	Elon	52 <b>67</b>				
318	H	Samford	54 50	217	N	New Mexico	37 <b>56</b>				
63	H	Chattanooga	57 <b>77</b>	197	A	N.C. Central	69 <b>73</b>				
162	A	Furman	69 <b>76</b>	270	H	Charleston So.	56 47				
337	A	Wofford	58 <b>61</b>	329	A	Presbyterian	42 38				
315	N	Morgan St.	82 56	265	H	East Tenn. St.	58 56				

Non-Div I Games:

Western Caro.

■ Loss, 
■ Non-Conf, 
■ S Site, 
■ H Home 
■ A Away 
N Neutral



Oral Roberts

Through Games Of Jan. 19, 2014

Average RPI Win:	284	WON-LOST	WINNING	LAST 10	STRENGTH OF	OPP. STRENGTH	TEAM	ADJ.	CONF.	ADJ CONF.
Average RPI Loss:	120	RECORD	PCT. RANK	GAMES	SCHEDULE	OF SCHEDULE	RPI	RPI	RPI	RPI
DIV. I ONLY	2- 10	322	2- 6	46	228	241	241	25	25	
DIV. I NON-CONF.	0- 9	338	0- 7	15	143	245	245	25	25	
TOTALS	RPI 1-25	RPI 26-50	W-L RECORDS	RPI 51-100	RPI 101-150	RPI 150+				
2- 10	0- 0	0- 0	OVERALL	0- 5	0- 2	2- 3				
2- 3	0- 0	0- 0	HOME	0- 1	0- 0	2- 2				
0- 7	0- 0	0- 0	AWAY	0- 4	0- 2	0- 1				
0- 0	0- 0	0- 0	NEUTRAL	0- 0	0- 0	0- 0				
0- 9	0- 0	0- 0	NON-CONFERENCE	0- 5	0- 2	0- 2				
0- 2	0- 0	0- 0	HOME	0- 1	0- 0	0- 1				
0- 7	0- 0	0- 0	AWAY	0- 4	0- 2	0- 1				
0- 0	0- 0	0- 0	NEUTRAL	0- 0	0- 0	0- 0				
2- 1	0- 0	0- 0	CONFERENCE	0- 0	0- 0	2- 1				
2- 1	0- 0	0- 0	HOME	0- 0	0- 0	2- 1				
0- 0	0- 0	0- 0	AWAY	0- 0	0- 0	0- 0				
0- 0	0- 0	0- 0	NEUTRAL	0- 0	0- 0	0- 0				

RPI 1-25				RPI 26-50				RPI 51-100				RPI 101+				Team's RPI: 241	
RPI	S	Opponent	Score	RPI	S	Opponent	Score	RPI	S	Opponent	Score	RPI	S	Opponent	Score		
								57	A	Arkansas	33	91	102	A	Kansas	62	84
								72	A	Nebraska	53	89	107	A	Missouri	64	86
								74	H	Navy	64	89	179	A	Tulsa	58	72
								77	A	Northwestern	54	84	188	H	UALR	51	53
								91	A	Marquette	71	79	256	H	A&M-Corpus Christi	53	58
													276	H	Central Ark.	70	60
													292	H	Houston Baptist	85	73
LAST 12 Division I GAMES:																	
				256	H	A&M-Corpus Christi	53	58				276	H	Central Ark.	70	60	
				292	H	Houston Baptist	85	73				188	H	UALR	51	53	
				72	A	Nebraska	53	89				179	A	Tulsa	58	72	
				91	A	Marquette	71	79				74	H	Navy	64	89	
				77	A	Northwestern	54	84				57	A	Arkansas	33	91	
				107	A	Missouri	64	86				102	A	Kansas	62	84	

Non-Div I Games: Incarnate Word 64 67 Abilene Christian 56 70 Okla. Sci. & Arts 89 68

Oral Roberts

Loss, Non-Conf, S Site, H Home A Away N Neutral

# New Hampshire

Through Games Of Jan. 19, 2014

Average RPI Win:	253	WON-LOST	WINNING	LAST 10	STRENGTH OF	OPP. STRENGTH	TEAM	ADJ.	CONF.	ADJ CONF.
Average RPI Loss:	199	RECORD	PCT. RANK	GAMES	SCHEDULE	OF SCHEDULE	RPI	RPI	RPI	RPI
DIV. I ONLY	8- 7	135	6- 4	324	304	242	242	31	31	
DIV. I NON-CONF.	5- 7	198	4- 5	319	292	278	278	31	31	
TOTALS	RPI 1-25	RPI 26-50	W-L RECORDS	RPI 51-100	RPI 101-150	RPI 150+				
8- 7	0- 0	0- 0	OVERALL	0- 1	0- 0	8- 6				
3- 4	0- 0	0- 0	HOME	0- 0	0- 0	3- 4				
5- 3	0- 0	0- 0	AWAY	0- 1	0- 0	5- 2				
0- 0	0- 0	0- 0	NEUTRAL	0- 0	0- 0	0- 0				
5- 7	0- 0	0- 0	NON-CONFERENCE	0- 1	0- 0	5- 6				
2- 4	0- 0	0- 0	HOME	0- 0	0- 0	2- 4				
3- 3	0- 0	0- 0	AWAY	0- 1	0- 0	3- 2				
0- 0	0- 0	0- 0	NEUTRAL	0- 0	0- 0	0- 0				
3- 0	0- 0	0- 0	CONFERENCE	0- 0	0- 0	3- 0				
1- 0	0- 0	0- 0	HOME	0- 0	0- 0	1- 0				
2- 0	0- 0	0- 0	AWAY	0- 0	0- 0	2- 0				
0- 0	0- 0	0- 0	NEUTRAL	0- 0	0- 0	0- 0				

RPI 1-25				RPI 26-50				RPI 51-100				RPI 101+				Team's RPI: 242	
RPI	S	Opponent	Score	RPI	S	Opponent	Score	RPI	S	Opponent	Score	RPI	S	Opponent	Score		
								66	A	Boston College	40	65	151	H	Cleveland St.	50	65
													167	H	Northeastern	50	70
													170	H	Colgate	63	58
													177	H	Stony Brook	71	68
													195	H	Boston U.	58	69
													205	A	Hartford	61	56
													213	H	Yale	58	53
													262	A	Bryant	61	67
													272	A	Central Conn. St.	52	53
													278	H	Howard	40	45
													296	A	Brown	77	74
													298	A	Dartmouth	54	37
													316	A	NJIT	53	40
													347	A	UMBC	60	47
LAST 12 Division I GAMES:																	
				347	A	UMBC	60	47					205	A	Hartford	61	56
				177	H	Stony Brook	71	68					66	A	Boston College	40	65
				213	H	Yale	58	53					298	A	Dartmouth	54	37
				296	A	Brown	77	74					278	H	Howard	40	45
				195	H	Boston U.	58	69					262	A	Bryant	61	67
				151	H	Cleveland St.	50	65					170	H	Colgate	63	58

Non-Div I Games: Worcester St. 77 30

New Hampshire

Loss, Non-Conf, S Site, H Home A Away N Neutral

Average RPI Win:	217	WON-LOST	WINNING	LAST 10	STRENGTH OF	OPP. STRENGTH	TEAM	ADJ.	CONF.	ADJ CONF.
Average RPI Loss:	150	RECORD	PCT. RANK	GAMES	SCHEDULE	OF SCHEDULE	RPI	RPI	RPI	RPI
DIV. I ONLY	5- 11	263	4- 6	161	231	243	243	13	13	
DIV. I NON-CONF.	4- 7	229	3- 4	125	254	197	197	12	12	
TOTALS	RPI 1-25	RPI 26-50	W-L RECORDS	RPI 51-100	RPI 101-150	RPI 150+				
5- 11	0- 0	0- 1	OVERALL	0- 1	0- 3	5- 6				
3- 5	0- 0	0- 1	HOME	0- 1	0- 0	3- 3				
2- 6	0- 0	0- 0	AWAY	0- 0	0- 3	2- 3				
0- 0	0- 0	0- 0	NEUTRAL	0- 0	0- 0	0- 0				
4- 7	0- 0	0- 1	NON-CONFERENCE	0- 1	0- 2	4- 3				
2- 3	0- 0	0- 1	HOME	0- 1	0- 0	2- 1				
2- 4	0- 0	0- 0	AWAY	0- 0	0- 2	2- 2				
0- 0	0- 0	0- 0	NEUTRAL	0- 0	0- 0	0- 0				
1- 4	0- 0	0- 0	CONFERENCE	0- 0	0- 1	1- 3				
1- 2	0- 0	0- 0	HOME	0- 0	0- 0	1- 2				
0- 2	0- 0	0- 0	AWAY	0- 0	0- 1	0- 1				
0- 0	0- 0	0- 0	NEUTRAL	0- 0	0- 0	0- 0				

RPI S	Opponent	Score	RPI S	Opponent	Score	RPI S	Opponent	Score	RPI S	Opponent	Score	Team's RPI: 243
			26	H Florida St.	62 71	88	H Duquesne	58 78	110	A Wright St.	63 90	
									111	A Ill.-Chicago	66 76	
									131	A Ohio	79 97	
									151	H Cleveland St.	91 80	
									152	A Long Beach St.	61 76	
									183	H Northern Ill.	66 69	
									186	H Akron	79 76	
									187	A San Diego St.	64 75	
									196	A Northern Ky.	76 66	
									207	A Youngstown St.	70 67	
									212	H Western Mich.	78 88	
									218	A Toledo	52 68	
									237	H Eastern Ky.	55 59	
									345	H Chicago St.	55 39	
LAST 12 Division I GAMES:												
			186	H Akron	79 76	183	H Northern Ill.	66 69				
			218	A Toledo	52 68	152	A Long Beach St.	61 76				
			131	A Ohio	79 97	196	A Northern Ky.	76 66				
			212	H Western Mich.	78 88	207	A Youngstown St.	70 67				
			151	H Cleveland St.	91 80	26	H Florida St.	62 71				
			187	A San Diego St.	64 75	88	H Duquesne	58 78				

Non-Div I Games:

Miami (OH)

■ Loss, 
 ■ Non-Conf, 
 ■ S Site, 
 ■ H Home 
 ■ A Away 
 N Neutral

## Texas Southern

Through Games Of Jan. 19, 2014

Average RPI Win:	262	WON-LOST	WINNING	LAST 10	STRENGTH OF	OPP. STRENGTH	TEAM	ADJ.	CONF.	ADJ CONF.
Average RPI Loss:	168	RECORD	PCT. RANK	GAMES	SCHEDULE	OF SCHEDULE	RPI	RPI	RPI	RPI
DIV. I ONLY	6- 9	232	3- 7	226	319	244	244	32	32	
DIV. I NON-CONF.	3- 8	268	1- 7	95	325	222	222	32	32	
TOTALS	RPI 1-25	RPI 26-50	W-L RECORDS	RPI 51-100	RPI 101-150	RPI 150+				
6- 9	0- 1	0- 0	OVERALL	0- 1	0- 2	6- 5				
4- 2	0- 0	0- 0	HOME	0- 0	0- 0	4- 2				
2- 5	0- 0	0- 0	AWAY	0- 1	0- 1	2- 3				
0- 2	0- 1	0- 0	NEUTRAL	0- 0	0- 1	0- 0				
3- 8	0- 1	0- 0	NON-CONFERENCE	0- 1	0- 2	3- 4				
2- 1	0- 0	0- 0	HOME	0- 0	0- 0	2- 1				
1- 5	0- 0	0- 0	AWAY	0- 1	0- 1	1- 3				
0- 2	0- 1	0- 0	NEUTRAL	0- 0	0- 1	0- 0				
3- 1	0- 0	0- 0	CONFERENCE	0- 0	0- 0	3- 1				
2- 1	0- 0	0- 0	HOME	0- 0	0- 0	2- 1				
1- 0	0- 0	0- 0	AWAY	0- 0	0- 0	1- 0				
0- 0	0- 0	0- 0	NEUTRAL	0- 0	0- 0	0- 0				

RPI 1-25			RPI 26-50			RPI 51-100			RPI 101+			Team's RPI: 244
RPI	S	Opponent	Score	RPI	S	Opponent	Score	RPI	S	Opponent	Score	
18	N	Maryland	59 100					89	A	UTEP	61 87	
								102	A	Kansas	78 105	
								111	N	Ill.-Chicago	66 70	
								173	A	Rice	54 61	
								179	A	Tulsa	88 80	
								182	H	Southern U.	68 70	
								202	H	McNeese St.	71 55	
								237	A	Grambling	77 63	
								255	A	Nicholls St.	70 79	
								256	H	A&M-Corpus Christi	69 71	
								292	H	Houston Baptist	82 70	
								324	H	Prairie View	63 59	
								330	A	UMKC	79 80	
								336	H	Alcorn	69 44	
LAST 12 Division I GAMES:												
324	H	Prairie View	63 59	237	A	Grambling	77 63					
182	H	Southern U.	68 70	102	A	Kansas	78 105					
336	H	Alcorn	69 44	111	N	Ill.-Chicago	66 70					
89	A	UTEP	61 87	18	N	Maryland	59 100					
256	H	A&M-Corpus Christi	69 71	255	A	Nicholls St.	70 79					
330	A	UMKC	79 80	202	H	McNeese St.	71 55					

Non-Div I Games:

Texas Southern

■ Loss, 
 ■ Non-Conf, 
 ■ S Site, 
 ■ H Home 
 ■ A Away 
 N Neutral

Average RPI Win:	308	WON-LOST	WINNING	LAST 10	STRENGTH OF	OPP. STRENGTH	TEAM	ADJ.	CONF.	ADJ CONF.
Average RPI Loss:	149	RECORD	PCT. RANK	GAMES	SCHEDULE	OF SCHEDULE	RPI	RPI	RPI	RPI
DIV. I ONLY	7- 10	223	3- 6	279	283	245	245	29	29	
DIV. I NON-CONF.	5- 7	198	1- 5	280	247	237	237	29	29	
TOTALS	RPI 1-25	RPI 26-50	W-L RECORDS	RPI 51-100	RPI 101-150	RPI 150+				
7- 10	0- 0	0- 1	OVERALL	0- 3	0- 2	7- 4				
1- 7	0- 0	0- 1	HOME	0- 2	0- 1	1- 3				
6- 3	0- 0	0- 0	AWAY	0- 1	0- 1	6- 1				
0- 0	0- 0	0- 0	NEUTRAL	0- 0	0- 0	0- 0				
5- 7	0- 0	0- 1	NON-CONFERENCE	0- 2	0- 2	5- 2				
1- 4	0- 0	0- 1	HOME	0- 1	0- 1	1- 1				
4- 3	0- 0	0- 0	AWAY	0- 1	0- 1	4- 1				
0- 0	0- 0	0- 0	NEUTRAL	0- 0	0- 0	0- 0				
2- 3	0- 0	0- 0	CONFERENCE	0- 1	0- 0	2- 2				
0- 3	0- 0	0- 0	HOME	0- 1	0- 0	0- 2				
2- 0	0- 0	0- 0	AWAY	0- 0	0- 0	2- 0				
0- 0	0- 0	0- 0	NEUTRAL	0- 0	0- 0	0- 0				

RPI S	Opponent	Score	RPI S	Opponent	Score	RPI S	Opponent	Score	RPI S	Opponent	Score	Team's RPI: 245
35	H Indiana	54 77	87	H UT Martin	52 74	131	H Ohio	56 64				
			88	H Duquesne	35 83	132	A Western Ky.	52 65				
			99	A Cincinnati	44 75	151	A Cleveland St.	67 76				
						233	H Austin Peay	75 83				
						237	H Eastern Ky.	58 79				
						265	A East Tenn. St.	77 69				
						293	H George Mason	67 74				
						299	A SIU Edwardsville	57 53				
						304	A Marshall	53 51				
						305	H Norfolk St.	73 67				
						314	A Lipscomb	82 77				
						328	A Eastern Ill.	75 64				
						338	A Southern Ill.	59 50				
LAST 12 Division I GAMES:												
233	H Austin Peay	75 83	87	H UT Martin	52 74							
237	H Eastern Ky.	58 79	99	A Cincinnati	44 75							
299	A SIU Edwardsville	57 53	132	A Western Ky.	52 65							
328	A Eastern Ill.	75 64	151	A Cleveland St.	67 76							
338	A Southern Ill.	59 50	88	H Duquesne	35 83							
35	H Indiana	54 77	265	A East Tenn. St.	77 69							

Non-Div I Games: Berea 103 55

Morehead St.

Average RPI Win:	238	WON-LOST	WINNING	LAST 10	STRENGTH OF	OPP. STRENGTH	TEAM	ADJ.	CONF.	ADJ CONF.
Average RPI Loss:	148	RECORD	PCT. RANK	GAMES	SCHEDULE	OF SCHEDULE	RPI	RPI	RPI	RPI
DIV. I ONLY	5- 13	284	4- 6	158	210	246	246	8	8	
DIV. I NON-CONF.	3- 8	268	2- 3	225	290	305	305	8	8	
TOTALS	RPI 1-25	RPI 26-50	W-L RECORDS	RPI 51-100	RPI 101-150	RPI 150+				
5- 13	0- 1	0- 2	OVERALL	0- 1	1- 1	4- 8				
3- 5	0- 0	0- 0	HOME	0- 0	0- 0	3- 5				
2- 8	0- 1	0- 2	AWAY	0- 1	1- 1	1- 3				
0- 0	0- 0	0- 0	NEUTRAL	0- 0	0- 0	0- 0				
3- 8	0- 0	0- 1	NON-CONFERENCE	0- 0	0- 1	3- 6				
3- 3	0- 0	0- 0	HOME	0- 0	0- 0	3- 3				
0- 5	0- 0	0- 1	AWAY	0- 0	0- 1	0- 3				
0- 0	0- 0	0- 0	NEUTRAL	0- 0	0- 0	0- 0				
2- 5	0- 1	0- 1	CONFERENCE	0- 1	1- 0	1- 2				
0- 2	0- 0	0- 0	HOME	0- 0	0- 0	0- 2				
2- 3	0- 1	0- 1	AWAY	0- 1	1- 0	1- 0				
0- 0	0- 0	0- 0	NEUTRAL	0- 0	0- 0	0- 0				

RPI 1-25				RPI 26-50				RPI 51-100				RPI 101+ Team's RPI: 246			
RPI	S	Opponent	Score	RPI	S	Opponent	Score	RPI	S	Opponent	Score	RPI	S	Opponent	Score
20	A	San Diego	63 86	32	A	St. Mary's (CA)	74 78	54	A	BYU	72 90	123	A	Pacific	90 84
				43	A	Oregon St.	54 92					128	A	Colorado St.	68 70
												152	A	Long Beach St.	66 76
												154	H	Montana	47 49
												198	A	Utah St.	58 100
												204	H	UC Irvine	60 63
												210	H	San Francisco	76 80
												217	A	New Mexico	65 69
												231	H	Seattle	70 72
												234	H	UNLV	71 67
												235	A	Pepperdine	76 64
												277	H	Santa Clara	65 69
												297	H	Northern Ariz.	79 58
												300	H	New Mexico St.	81 64
LAST 12 Division I GAMES:															
123	A	Pacific	90 84	32	A	St. Mary's (CA)	74 78								
235	A	Pepperdine	76 64	231	H	Seattle	70 72								
277	H	Santa Clara	65 69	234	H	UNLV	71 67								
210	H	San Francisco	76 80	297	H	Northern Ariz.	79 58								
20	A	San Diego	63 86	128	A	Colorado St.	68 70								
54	A	BYU	72 90	154	H	Montana	47 49								

Non-Div I Games:

Loyola Marymount

■ Loss, 
 ■ Non-Conf, S Site, 
 ■ Home 
 ■ Away 
 N Neutral

Average RPI Win:	222	WON-LOST	WINNING	LAST 10	STRENGTH OF	OPP. STRENGTH	TEAM	ADJ.	CONF.	ADJ CONF.
Average RPI Loss:	170	RECORD	PCT. RANK	GAMES	SCHEDULE	OF SCHEDULE	RPI	RPI	RPI	RPI
DIV. I ONLY	2- 10	322	2- 8	134	290	247	247	16	16	
DIV. I NON-CONF.	0- 7	338	0- 7	108	321	322	322	19	19	
TOTALS	RPI 1-25	RPI 26-50	W-L RECORDS	RPI 51-100	RPI 101-150	RPI 150+				
2- 10	0- 1	0- 1	OVERALL	0- 1	0- 1	2- 6				
0- 2	0- 0	0- 0	HOME	0- 1	0- 0	0- 1				
2- 8	0- 1	0- 1	AWAY	0- 0	0- 1	2- 5				
0- 0	0- 0	0- 0	NEUTRAL	0- 0	0- 0	0- 0				
0- 7	0- 1	0- 1	NON-CONFERENCE	0- 0	0- 1	0- 4				
0- 0	0- 0	0- 0	HOME	0- 0	0- 0	0- 0				
0- 7	0- 1	0- 1	AWAY	0- 0	0- 1	0- 4				
0- 0	0- 0	0- 0	NEUTRAL	0- 0	0- 0	0- 0				
2- 3	0- 0	0- 0	CONFERENCE	0- 1	0- 0	2- 2				
0- 2	0- 0	0- 0	HOME	0- 1	0- 0	0- 1				
2- 1	0- 0	0- 0	AWAY	0- 0	0- 0	2- 1				
0- 0	0- 0	0- 0	NEUTRAL	0- 0	0- 0	0- 0				

RPI	S	Opponent	Score	RPI	S	Opponent	Score	RPI	S	Opponent	Score	RPI	S	Opponent	Score	Team's RPI: 247
23	A	Oklahoma St.	45 74	37	A	Iowa	47 95	97	H	North Dakota	47 48	111	A	Ill.-Chicago	62 70	
												185	H	Northern Colo.	55 62	
												189	A	Southern Utah	69 65	
												198	A	Utah St.	66 78	
												206	A	Eastern Wash.	55 67	
												224	A	Drake	59 78	
												254	A	Portland St.	76 64	
												273	A	Boise St.	70 72	
												346	A	Utah Valley	56 59	
LAST 12 Division I GAMES:																
185	H	Northern Colo.	55 62	189	A	Southern Utah	69 65	224	A	Drake	59 78	273	A	Boise St.	70 72	
97	H	North Dakota	47 48	254	A	Portland St.	76 64	198	A	Utah St.	66 78	23	A	Oklahoma St.	45 74	
206	A	Eastern Wash.	55 67	346	A	Utah Valley	56 59	111	A	Ill.-Chicago	62 70					
254	A	Portland St.	76 64	37	A	Iowa	47 95									

Non-Div I Games: Black Hills St. 60 41 Carroll (MT) 61 48

Idaho St.

■ Loss, 
 ■ Non-Conf, S Site, 
 ■ Home 
 ■ Away 
 N Neutral

## North Texas

Through Games Of Jan. 19, 2014

Average RPI Win:	306	WON-LOST	WINNING	LAST 10	STRENGTH OF	OPP. STRENGTH	TEAM	ADJ.	CONF.	ADJ CONF.
Average RPI Loss:	112	RECORD	PCT. RANK	GAMES	SCHEDULE	OF SCHEDULE	RPI	RPI	RPI	RPI
DIV. I ONLY	5- 10	255	3- 6	218	131	248	248	11	11	
DIV. I NON-CONF.	4- 7	229	2- 5	275	135	260	260	13	13	
TOTALS	RPI 1-25	RPI 26-50	W-L RECORDS	RPI 51-100	RPI 101-150	RPI 150+				
5- 10	0- 2	0- 1	OVERALL	0- 1	0- 3	5- 3				
3- 5	0- 1	0- 0	HOME	0- 1	0- 2	3- 1				
2- 5	0- 1	0- 1	AWAY	0- 0	0- 1	2- 2				
0- 0	0- 0	0- 0	NEUTRAL	0- 0	0- 0	0- 0				
4- 7	0- 2	0- 0	NON-CONFERENCE	0- 1	0- 2	4- 2				
2- 4	0- 1	0- 0	HOME	0- 1	0- 2	2- 0				
2- 3	0- 1	0- 0	AWAY	0- 0	0- 0	2- 2				
0- 0	0- 0	0- 0	NEUTRAL	0- 0	0- 0	0- 0				
1- 3	0- 0	0- 1	CONFERENCE	0- 0	0- 1	1- 1				
1- 1	0- 0	0- 0	HOME	0- 0	0- 0	1- 1				
0- 2	0- 0	0- 1	AWAY	0- 0	0- 1	0- 0				
0- 0	0- 0	0- 0	NEUTRAL	0- 0	0- 0	0- 0				

RPI 1-25				RPI 26-50				RPI 51-100				RPI 101+ Team's RPI: 248			
RPI	S	Opponent	Score	RPI	S	Opponent	Score	RPI	S	Opponent	Score	RPI	S	Opponent	Score
23	A	Oklahoma St.	47 95	29	A	Middle Tenn.	42 86	62	H	SMU	79 84	108	A	Charlotte	59 61
25	H	Texas A&M	48 67									135	H	Missouri St.	79 85
												141	H	Grand Canyon	65 67
												155	H	UTSA	56 58
												185	A	Northern Colo.	69 75
												252	A	Houston	61 66
												280	H	Bethune-Cookman	82 49
												282	A	Denver	93 74
												304	H	Marshall	63 50
												330	H	UMKC	77 70
												332	A	Texas-Arlington	70 55
LAST 12 Division I GAMES:															
304	H	Marshall	63 50	155	H	UTSA	56 58								
108	A	Charlotte	59 61	185	A	Northern Colo.	69 75								
29	A	Middle Tenn.	42 86	332	A	Texas-Arlington	70 55								
135	H	Missouri St.	79 85	23	A	Oklahoma St.	47 95								
62	H	SMU	79 84	141	H	Grand Canyon	65 67								
282	A	Denver	93 74	280	H	Bethune-Cookman	82 49								

Non-Div I Games: Cameron 69 41 Abilene Christian 64 50

North Texas

Loss, Non-Conf, S Site, H Home A Away N Neutral



Average RPI Win:	289	WON-LOST	WINNING	LAST 10	STRENGTH OF	OPP. STRENGTH	TEAM	ADJ.	CONF.	ADJ CONF.
Average RPI Loss:	147	RECORD	PCT. RANK	GAMES	SCHEDULE	OF SCHEDULE	RPI	RPI	RPI	RPI
DIV. I ONLY	4- 12	296	2- 8	162	257	249	249	27	27	
DIV. I NON-CONF.	2- 9	299	1- 6	94	153	235	235	27	27	
TOTALS	RPI 1-25	RPI 26-50	W-L RECORDS	RPI 51-100	RPI 101-150	RPI 150+				
4- 12	0- 0	0- 2	OVERALL	0- 3	0- 2	4- 5				
2- 3	0- 0	0- 0	HOME	0- 1	0- 0	2- 2				
2- 8	0- 0	0- 2	AWAY	0- 2	0- 1	2- 3				
0- 1	0- 0	0- 0	NEUTRAL	0- 0	0- 1	0- 0				
2- 9	0- 0	0- 2	NON-CONFERENCE	0- 3	0- 2	2- 2				
1- 2	0- 0	0- 0	HOME	0- 1	0- 0	1- 1				
1- 6	0- 0	0- 2	AWAY	0- 2	0- 1	1- 1				
0- 1	0- 0	0- 0	NEUTRAL	0- 0	0- 1	0- 0				
2- 3	0- 0	0- 0	CONFERENCE	0- 0	0- 0	2- 3				
1- 1	0- 0	0- 0	HOME	0- 0	0- 0	1- 1				
1- 2	0- 0	0- 0	AWAY	0- 0	0- 0	1- 2				
0- 0	0- 0	0- 0	NEUTRAL	0- 0	0- 0	0- 0				

RPI	S	Opponent	Score	RPI	S	Opponent	Score	RPI	S	Opponent	Score	RPI	S	Opponent	Score	Team's RPI: 249
31	A	Penn St.	77 117	76	A	FGCU	68 75	105	N	Tulane	67 89	149	A	Buffalo	77 87	
47	A	Bowling Green	66 81	80	A	Florida	71 105	170	H	Colgate	79 97	176	A	Sacred Heart	88 95	
				88	H	Duquesne	66 86	262	H	Bryant	86 88	265	A	East Tenn. St.	92 79	
								272	A	Central Conn. St.	106 97	278	H	Howard	86 85	
								290	A	Robert Morris	69 83	293	A	George Mason	62 97	
								341	H	Fairleigh Dickinson	111 89					
LAST 12 Division I GAMES:																
262	H	Bryant	86 88	290	A	Robert Morris	69 83									
341	H	Fairleigh Dickinson	111 89	76	A	FGCU	68 75									
272	A	Central Conn. St.	106 97	80	A	Florida	71 105									
176	A	Sacred Heart	88 95	88	H	Duquesne	66 86									
47	A	Bowling Green	66 81	149	A	Buffalo	77 87									
105	N	Tulane	67 89	278	H	Howard	86 85									

Non-Div I Games:

Saint Francis (PA)

■ Loss, 
 ■ Non-Conf, 
 ■ S Site, 
 ■ Home 
 ■ Away 
 N Neutral

## Bradley

Through Games Of Jan. 19, 2014

Average RPI Win:	260	WON-LOST	WINNING	LAST 10	STRENGTH OF	OPP. STRENGTH	TEAM	ADJ.	CONF.	ADJ CONF.
Average RPI Loss:	150	RECORD	PCT. RANK	GAMES	SCHEDULE	OF SCHEDULE	RPI	RPI	RPI	RPI
DIV. I ONLY	4- 12	296	2- 8	151	241	250	250	19	19	
DIV. I NON-CONF.	3- 8	268	1- 6	122	226	229	229	17	17	
TOTALS	RPI 1-25	RPI 26-50	W-L RECORDS	RPI 51-100	RPI 101-150	RPI 150+				
4- 12	0- 1	0- 1	OVERALL	0- 2	1- 3	3- 5				
1- 6	0- 0	0- 1	HOME	0- 2	1- 1	0- 2				
2- 6	0- 1	0- 0	AWAY	0- 0	0- 2	2- 3				
1- 0	0- 0	0- 0	NEUTRAL	0- 0	0- 0	1- 0				
3- 8	0- 1	0- 1	NON-CONFERENCE	0- 1	1- 2	2- 3				
1- 4	0- 0	0- 1	HOME	0- 1	1- 0	0- 2				
1- 4	0- 1	0- 0	AWAY	0- 0	0- 2	1- 1				
1- 0	0- 0	0- 0	NEUTRAL	0- 0	0- 0	1- 0				
1- 4	0- 0	0- 0	CONFERENCE	0- 1	0- 1	1- 2				
0- 2	0- 0	0- 0	HOME	0- 1	0- 1	0- 0				
1- 2	0- 0	0- 0	AWAY	0- 0	0- 0	1- 2				
0- 0	0- 0	0- 0	NEUTRAL	0- 0	0- 0	0- 0				

RPI 1-25				RPI 26-50				RPI 51-100				RPI 101+ Team's RPI: 250			
RPI	S	Opponent	Score	RPI	S	Opponent	Score	RPI	S	Opponent	Score	RPI	S	Opponent	Score
17	A	Kentucky	77 117	45	H	DePaul	67 91	67	H	Wichita St.	72 74	107	A	Missouri	55 126
								78	H	South Fla.	63 87	110	A	Wright St.	71 87
												135	H	Missouri St.	56 85
												143	H	Illinois	98 92
												177	H	Stony Brook	79 83
												183	A	Northern Ill.	60 63
												209	A	Loyola Chicago	63 73
												274	A	Evansville	77 76
												308	A	Southeast Mo. St.	72 68
												314	N	Lipscomb	87 85
												328	H	Eastern Ill.	67 71
												338	A	Southern Ill.	96 100
LAST 12 Division I GAMES:															
67	H	Wichita St.	72 74	209	A	Loyola Chicago	63 73								
135	H	Missouri St.	56 85	314	N	Lipscomb	87 85								
274	A	Evansville	77 76	107	A	Missouri	55 126								
338	A	Southern Ill.	96 100	328	H	Eastern Ill.	67 71								
45	H	DePaul	67 91	17	A	Kentucky	77 117								
110	A	Wright St.	71 87	183	A	Northern Ill.	60 63								

Non-Div I Games:

Bradley

■ Loss, 
 ■ Non-Conf, 
 S Site, 
 ■ Home 
 ■ Away 
 N Neutral

Average RPI Win:	297	WON-LOST	WINNING	LAST 10	STRENGTH OF	OPP. STRENGTH	TEAM	ADJ.	CONF.	ADJ CONF.
Average RPI Loss:	140	RECORD	PCT. RANK	GAMES	SCHEDULE	OF SCHEDULE	RPI	RPI	RPI	RPI
DIV. I ONLY	9- 9	156	4- 6	309	270	251	251	31	31	
DIV. I NON-CONF.	6- 7	165	2- 5	290	227	240	240	31	31	
TOTALS	RPI 1-25	RPI 26-50	W-L RECORDS	RPI 51-100	RPI 101-150	RPI 150+				
9- 9	0- 1	0- 0	OVERALL	0- 0	0- 4	9- 4				
6- 3	0- 0	0- 0	HOME	0- 0	0- 1	6- 2				
3- 5	0- 1	0- 0	AWAY	0- 0	0- 2	3- 2				
0- 1	0- 0	0- 0	NEUTRAL	0- 0	0- 1	0- 0				
6- 7	0- 1	0- 0	NON-CONFERENCE	0- 0	0- 3	6- 3				
4- 2	0- 0	0- 0	HOME	0- 0	0- 1	4- 1				
2- 4	0- 1	0- 0	AWAY	0- 0	0- 1	2- 2				
0- 1	0- 0	0- 0	NEUTRAL	0- 0	0- 1	0- 0				
3- 2	0- 0	0- 0	CONFERENCE	0- 0	0- 1	3- 1				
2- 1	0- 0	0- 0	HOME	0- 0	0- 0	2- 1				
1- 1	0- 0	0- 0	AWAY	0- 0	0- 1	1- 0				
0- 0	0- 0	0- 0	NEUTRAL	0- 0	0- 0	0- 0				

RPI 1-25				RPI 26-50				RPI 51-100				RPI 101+ Team's RPI: 251			
RPI	S	Opponent	Score	RPI	S	Opponent	Score	RPI	S	Opponent	Score	RPI	S	Opponent	Score
16	A	Syracuse	42 97									103	A	Albany (NY)	56 84
												121	A	Green Bay	49 72
												121	H	Green Bay	49 66
												138	N	Fairfield	59 80
												167	A	Northeastern	55 81
												176	A	Sacred Heart	75 76
												205	H	Hartford	56 66
												213	H	Yale	85 86
												222	H	Towson	72 58
												262	H	Bryant	75 65
												291	H	Massachusetts	86 56
												294	H	North Dakota St.	64 59
												296	A	Brown	60 59
												306	A	Binghamton	64 51
												320	A	LIU Brooklyn	66 50
												335	H	Vermont	92 62
												347	H	UMBC	68 39
LAST 12 Division I GAMES:															
335	H	Vermont	92 62	103	A	Albany (NY)	56 84								
306	A	Binghamton	64 51	222	H	Towson	72 58								
347	H	UMBC	68 39	167	A	Northeastern	55 81								
213	H	Yale	85 86	205	H	Hartford	56 66								
121	A	Green Bay	49 72	138	N	Fairfield	59 80								
176	A	Sacred Heart	75 76	296	A	Brown	60 59								

Non-Div I Games:

Maine

Average RPI Win:	264	WON-LOST	WINNING	LAST 10	STRENGTH OF	OPP. STRENGTH	TEAM	ADJ.	CONF.	ADJ CONF.
Average RPI Loss:	102	RECORD	PCT. RANK	GAMES	SCHEDULE	OF SCHEDULE	RPI	RPI	RPI	RPI
DIV. I ONLY	4- 13	303	1- 9	149	54	252	252	6	6	
DIV. I NON-CONF.	4- 7	229	3- 3	244	100	256	256	5	5	
TOTALS	RPI 1-25	RPI 26-50	W-L RECORDS	RPI 51-100	RPI 101-150	RPI 150+				
4- 13	0- 2	0- 0	OVERALL	0- 6	0- 3	4- 2				
3- 6	0- 1	0- 0	HOME	0- 4	0- 1	3- 0				
1- 7	0- 1	0- 0	AWAY	0- 2	0- 2	1- 2				
0- 0	0- 0	0- 0	NEUTRAL	0- 0	0- 0	0- 0				
4- 7	0- 1	0- 0	NON-CONFERENCE	0- 3	0- 1	4- 2				
3- 3	0- 1	0- 0	HOME	0- 2	0- 0	3- 0				
1- 4	0- 0	0- 0	AWAY	0- 1	0- 1	1- 2				
0- 0	0- 0	0- 0	NEUTRAL	0- 0	0- 0	0- 0				
0- 6	0- 1	0- 0	CONFERENCE	0- 3	0- 2	0- 0				
0- 3	0- 0	0- 0	HOME	0- 2	0- 1	0- 0				
0- 3	0- 1	0- 0	AWAY	0- 1	0- 1	0- 0				
0- 0	0- 0	0- 0	NEUTRAL	0- 0	0- 0	0- 0				

RPI 1-25				RPI 26-50				RPI 51-100				RPI 101+ Team's RPI: 252			
RPI	S	Opponent	Score	RPI	S	Opponent	Score	RPI	S	Opponent	Score	RPI	S	Opponent	Score
3	A	UConn	40 90					55	A	Rutgers	47 68	125	A	Alabama	44 51
25	H	Texas A&M	51 63					69	H	Mississippi St.	68 76	139	H	UCF	59 67
								73	A	Creighton	55 65	140	A	Memphis	40 48
								78	H	South Fla.	54 77	165	A	Northwestern St.	70 74
								95	H	Washington	55 66	173	A	Rice	67 54
								99	H	Cincinnati	50 59	248	H	North Texas	66 61
												257	A	Texas St.	63 70
												310	H	Kent St.	54 44
												324	H	Prairie View	74 46
LAST 12 Division I GAMES:															
99	H	Cincinnati	50 59	140	A	Memphis	40 48								
3	A	UConn	40 90	257	A	Texas St.	63 70								
55	A	Rutgers	47 68	125	A	Alabama	44 51								
78	H	South Fla.	54 77	95	H	Washington	55 66								
139	H	UCF	59 67	324	H	Prairie View	74 46								
173	A	Rice	67 54	310	H	Kent St.	54 44								

Non-Div I Games:

Houston

■ Loss, 
■ Non-Conf, S Site, 
■ Home 
■ Away 
N Neutral

Loyola Maryland

Through Games Of Jan. 19, 2014

Average RPI Win:	288	WON-LOST	WINNING	LAST 10	STRENGTH OF	OPP. STRENGTH	TEAM	ADJ.	CONF.	ADJ CONF.
Average RPI Loss:	134	RECORD	PCT. RANK	GAMES	SCHEDULE	OF SCHEDULE	RPI	RPI	RPI	RPI
DIV. I ONLY	4- 13	303	2- 8	141	247	253	253	10	10	
DIV. I NON-CONF.	3- 8	268	2- 4	215	268	270	270	10	10	
TOTALS	RPI 1-25	RPI 26-50	W-L RECORDS	RPI 51-100	RPI 101-150	RPI 150+				
4- 13	0- 1	0- 0	OVERALL	0- 4	0- 3	4- 5				
2- 5	0- 0	0- 0	HOME	0- 1	0- 2	2- 2				
2- 8	0- 1	0- 0	AWAY	0- 3	0- 1	2- 3				
0- 0	0- 0	0- 0	NEUTRAL	0- 0	0- 0	0- 0				
3- 8	0- 1	0- 0	NON-CONFERENCE	0- 2	0- 1	3- 4				
2- 2	0- 0	0- 0	HOME	0- 0	0- 1	2- 1				
1- 6	0- 1	0- 0	AWAY	0- 2	0- 0	1- 3				
0- 0	0- 0	0- 0	NEUTRAL	0- 0	0- 0	0- 0				
1- 5	0- 0	0- 0	CONFERENCE	0- 2	0- 2	1- 1				
0- 3	0- 0	0- 0	HOME	0- 1	0- 1	0- 1				
1- 2	0- 0	0- 0	AWAY	0- 1	0- 1	1- 0				
0- 0	0- 0	0- 0	NEUTRAL	0- 0	0- 0	0- 0				

RPI 1-25				RPI 26-50				RPI 51-100				RPI 101+ Team's RPI: 253			
RPI	S	Opponent	Score	RPI	S	Opponent	Score	RPI	S	Opponent	Score	RPI	S	Opponent	Score
18	A	Maryland	53 89					74	A	Navy	44 67	124	H	Pittsburgh	54 60
								81	A	East Carolina	47 68	126	A	Lafayette	53 65
								84	A	George Washington	50 56	129	H	American	34 52
								94	H	Army	62 66	172	A	Mt. St. Mary's	59 65
												195	H	Boston U.	60 70
												200	A	Lehigh	70 64
												205	H	Hartford	53 59
												215	A	Cornell	53 57
												222	A	Towson	46 67
												278	H	Howard	72 62
												326	A	Saint Peter's	66 65
												347	H	UMBC	56 49
LAST 12 Division I GAMES:															
126	A	Lafayette	53 65	195	H	Boston U.	60 70	347	H	UMBC	56 49				
200	A	Lehigh	70 64	84	A	George Washington	50 56	172	A	Mt. St. Mary's	59 65				
129	H	American	34 52	326	A	Saint Peter's	66 65	215	A	Cornell	53 57				
94	H	Army	62 66												
74	A	Navy	44 67												
222	A	Towson	46 67												

Non-Div I Games:

Loyola Maryland

Loss, Non-Conf, S Site, H Home A Away N Neutral

Average RPI Win:	228	WON-LOST	WINNING	LAST 10	STRENGTH OF	OPP. STRENGTH	TEAM	ADJ.	CONF.	ADJ CONF.
Average RPI Loss:	124	RECORD	PCT. RANK	GAMES	SCHEDULE	OF SCHEDULE	RPI	RPI	RPI	RPI
DIV. I ONLY	4- 11	290	3- 7	140	134	254	254	16	16	
DIV. I NON-CONF.	1- 7	317	1- 4	40	55	246	246	19	19	
TOTALS	RPI 1-25	RPI 26-50	W-L RECORDS	RPI 51-100	RPI 101-150	RPI 150+				
4- 11	0- 1	0- 3	OVERALL	0- 2	1- 1	3- 4				
3- 6	0- 0	0- 2	HOME	0- 1	1- 0	2- 3				
1- 5	0- 1	0- 1	AWAY	0- 1	0- 1	1- 1				
0- 0	0- 0	0- 0	NEUTRAL	0- 0	0- 0	0- 0				
1- 7	0- 1	0- 3	NON-CONFERENCE	0- 2	0- 0	1- 1				
1- 4	0- 0	0- 2	HOME	0- 1	0- 0	1- 1				
0- 3	0- 1	0- 1	AWAY	0- 1	0- 0	0- 0				
0- 0	0- 0	0- 0	NEUTRAL	0- 0	0- 0	0- 0				
3- 4	0- 0	0- 0	CONFERENCE	0- 0	1- 1	2- 3				
2- 2	0- 0	0- 0	HOME	0- 0	1- 0	1- 2				
1- 2	0- 0	0- 0	AWAY	0- 0	0- 1	1- 1				
0- 0	0- 0	0- 0	NEUTRAL	0- 0	0- 0	0- 0				

RPI 1-25				RPI 26-50				RPI 51-100				RPI 101+ Team's RPI: 254			
RPI	S	Opponent	Score	RPI	S	Opponent	Score	RPI	S	Opponent	Score	RPI	S	Opponent	Score
13	A	Gonzaga	47 96	32	H	St. Mary's (CA)	54 72	92	A	Oregon	78 113	101	H	Sacramento St.	83 80
				38	A	Georgia Tech	54 104	100	H	Portland	49 76	113	A	Montana St.	78 89
				46	H	Princeton	76 94					154	A	Montana	58 94
												206	A	Eastern Wash.	86 74
												231	H	Seattle	68 80
												247	H	Idaho St.	64 76
												297	H	Northern Ariz.	67 88
												301	H	Columbia	75 67
												302	H	Weber St.	66 60
LAST 12 Division I GAMES:															
101	H	Sacramento St.	83 80	297	H	Northern Ariz.	67 88	100	H	Portland	49 76				
154	A	Montana	58 94	38	A	Georgia Tech	54 104	92	A	Oregon	78 113				
113	A	Montana St.	78 89	46	H	Princeton	76 94	13	A	Gonzaga	47 96				
302	H	Weber St.	66 60					301	H	Columbia	75 67				
247	H	Idaho St.	64 76												
206	A	Eastern Wash.	86 74												

Non-Div I Games: Corban 74 62

Portland St.

Average RPI Win:	266	WON-LOST	WINNING	LAST 10	STRENGTH OF	OPP. STRENGTH	TEAM	ADJ.	CONF.	ADJ CONF.
Average RPI Loss:	143	RECORD	PCT. RANK	GAMES	SCHEDULE	OF SCHEDULE	RPI	RPI	RPI	RPI
DIV. I ONLY	7- 9	201	4- 6	308	119	255	255	25	25	
DIV. I NON-CONF.	4- 6	210	2- 4	226	61	201	201	25	25	
TOTALS	RPI 1-25	RPI 26-50	W-L RECORDS	RPI 51-100	RPI 101-150	RPI 150+				
7- 9	0- 1	0- 1	OVERALL	0- 1	0- 2	7- 4				
5- 1	0- 0	0- 0	HOME	0- 0	0- 0	5- 1				
1- 6	0- 1	0- 1	AWAY	0- 1	0- 1	1- 2				
1- 2	0- 0	0- 0	NEUTRAL	0- 0	0- 1	1- 1				
4- 6	0- 1	0- 1	NON-CONFERENCE	0- 1	0- 2	4- 1				
2- 0	0- 0	0- 0	HOME	0- 0	0- 0	2- 0				
1- 4	0- 1	0- 1	AWAY	0- 1	0- 1	1- 0				
1- 2	0- 0	0- 0	NEUTRAL	0- 0	0- 1	1- 1				
3- 3	0- 0	0- 0	CONFERENCE	0- 0	0- 0	3- 3				
3- 1	0- 0	0- 0	HOME	0- 0	0- 0	3- 1				
0- 2	0- 0	0- 0	AWAY	0- 0	0- 0	0- 2				
0- 0	0- 0	0- 0	NEUTRAL	0- 0	0- 0	0- 0				

RPI 1-25				RPI 26-50				RPI 51-100				RPI 101+ Team's RPI: 255			
RPI	S	Opponent	Score	RPI	S	Opponent	Score	RPI	S	Opponent	Score	RPI	S	Opponent	Score
25	A	Texas A&M	39 73	33	A	Baylor	58 111	71	A	Stetson	65 74	109	A	Southern Miss.	66 84
												145	N	Georgetown	55 67
												174	A	Lamar	68 82
												175	A	Sam Houston St.	50 51
												214	H	Louisiana Tech	80 78
												226	H	Southeastern La.	84 55
												244	H	Texas Southern	79 70
												256	H	A&M-Corpus Christi	67 60
												263	N	UC Riverside	64 74
												280	N	Bethune-Cookman	73 56
												292	H	Houston Baptist	61 66
												303	A	South Ala.	68 60
												339	H	New Orleans	89 40
LAST 12 Division I GAMES:															
292	H	Houston Baptist	61 66	256	H	A&M-Corpus Christi	67 60	71	A	Stetson	65 74				
175	A	Sam Houston St.	50 51	280	N	Bethune-Cookman	73 56	25	A	Texas A&M	39 73				
174	A	Lamar	68 82	214	H	Louisiana Tech	80 78								
226	H	Southeastern La.	84 55	263	N	UC Riverside	64 74								
339	H	New Orleans	89 40												
109	A	Southern Miss.	66 84												

Non-Div I Games: Southern-N.O. 91 58

Nicholls St.

■ Loss, 
 ■ Non-Conf, 
 ■ S Site, 
 ■ Home 
 ■ A Away 
 N Neutral

Average RPI Win:	250	WON-LOST	WINNING	LAST 10	STRENGTH OF	OPP. STRENGTH	TEAM	ADJ.	CONF.	ADJ CONF.
Average RPI Loss:	212	RECORD	PCT. RANK	GAMES	SCHEDULE	OF SCHEDULE	RPI	RPI	RPI	RPI
DIV. I ONLY	7- 9	201	3- 6	303	311	256	256	25	25	
DIV. I NON-CONF.	6- 4	114	3- 2	321	305	215	215	25	25	
TOTALS	RPI 1-25	RPI 26-50	W-L RECORDS	RPI 51-100	RPI 101-150	RPI 150+				
7- 9	0- 0	0- 0	OVERALL	0- 0	0- 1	7- 8				
2- 5	0- 0	0- 0	HOME	0- 0	0- 1	2- 4				
5- 4	0- 0	0- 0	AWAY	0- 0	0- 0	5- 4				
0- 0	0- 0	0- 0	NEUTRAL	0- 0	0- 0	0- 0				
6- 4	0- 0	0- 0	NON-CONFERENCE	0- 0	0- 1	6- 3				
2- 3	0- 0	0- 0	HOME	0- 0	0- 1	2- 2				
4- 1	0- 0	0- 0	AWAY	0- 0	0- 0	4- 1				
0- 0	0- 0	0- 0	NEUTRAL	0- 0	0- 0	0- 0				
1- 5	0- 0	0- 0	CONFERENCE	0- 0	0- 0	1- 5				
0- 2	0- 0	0- 0	HOME	0- 0	0- 0	0- 2				
1- 3	0- 0	0- 0	AWAY	0- 0	0- 0	1- 3				
0- 0	0- 0	0- 0	NEUTRAL	0- 0	0- 0	0- 0				

RPI 1-25			RPI 26-50			RPI 51-100			RPI 101+			Team's RPI: 256
RPI	S	Opponent	Score	RPI	S	Opponent	Score	RPI	S	Opponent	Score	
								138	H	Fairfield	55	58
								155	H	UTSA	50	55
								165	H	Northwestern St.	59	65
								189	H	Southern Utah	67	74
								192	H	Stephen F. Austin	51	58
								199	H	Tex.-Pan American	68	54
								202	A	McNeese St.	51	79
								229	A	Belmont	72	62
								241	A	Oral Roberts	58	53
								244	A	Texas Southern	71	69
								255	A	Nicholls St.	60	67
								257	A	Texas St.	68	60
								275	H	Western Ill.	66	60
								276	A	Central Ark.	62	66
								307	A	Tennessee St.	76	74
								332	A	Texas-Arlington	64	75
LAST 12 Division I GAMES:												
202	A	McNeese St.	51	79	255	A	Nicholls St.	60	67			
192	H	Stephen F. Austin	51	58	244	A	Texas Southern	71	69			
165	H	Northwestern St.	59	65	199	H	Tex.-Pan American	68	54			
241	A	Oral Roberts	58	53	155	H	UTSA	50	55			
276	A	Central Ark.	62	66	257	A	Texas St.	68	60			
332	A	Texas-Arlington	64	75	307	A	Tennessee St.	76	74			

Non-Div I Games: Huston-Tillotson 84 64

A&amp;M-Corpus Christi

■ Loss, 
 ■ Non-Conf, 
 ■ S Site, 
 ■ H Home 
 ■ A Away 
 N Neutral



Average RPI Win:	265	WON-LOST	WINNING	LAST 10	STRENGTH OF	OPP. STRENGTH	TEAM	ADJ.	CONF.	ADJ CONF.
Average RPI Loss:	146	RECORD	PCT. RANK	GAMES	SCHEDULE	OF SCHEDULE	RPI	RPI	RPI	RPI
DIV. I ONLY	4- 10	279	4- 5	143	276	257	257	26	26	
DIV. I NON-CONF.	1- 8	318	1- 5	78	191	280	280	26	26	
TOTALS	RPI 1-25	RPI 26-50	W-L RECORDS	RPI 51-100	RPI 101-150	RPI 150+				
4- 10	0- 0	0- 1	OVERALL	0- 3	0- 1	4- 5				
3- 4	0- 0	0- 0	HOME	0- 1	0- 1	3- 2				
1- 6	0- 0	0- 1	AWAY	0- 2	0- 0	1- 3				
0- 0	0- 0	0- 0	NEUTRAL	0- 0	0- 0	0- 0				
1- 8	0- 0	0- 1	NON-CONFERENCE	0- 3	0- 0	1- 4				
1- 3	0- 0	0- 0	HOME	0- 1	0- 0	1- 2				
0- 5	0- 0	0- 1	AWAY	0- 2	0- 0	0- 2				
0- 0	0- 0	0- 0	NEUTRAL	0- 0	0- 0	0- 0				
3- 2	0- 0	0- 0	CONFERENCE	0- 0	0- 1	3- 1				
2- 1	0- 0	0- 0	HOME	0- 0	0- 1	2- 0				
1- 1	0- 0	0- 0	AWAY	0- 0	0- 0	1- 1				
0- 0	0- 0	0- 0	NEUTRAL	0- 0	0- 0	0- 0				

RPI 1-25				RPI 26-50				RPI 51-100				RPI 101+ Team's RPI: 257			
RPI	S	Opponent	Score	RPI	S	Opponent	Score	RPI	S	Opponent	Score	RPI	S	Opponent	Score
				27	A	Texas	42 96	82	A	TCU	50 63	134	H	Arkansas St.	71 87
								89	A	UTEP	60 73	155	H	UTSA	83 86
								93	H	Hampton	63 72	173	A	Rice	61 74
												174	A	Lamar	55 68
												188	H	UALR	42 35
												252	H	Houston	70 63
												256	H	A&M-Corpus Christi	60 68
												281	A	La.-Monroe	52 78
												287	A	La.-Lafayette	65 53
												332	H	Texas-Arlington	68 60
LAST 12 Division I GAMES:															
				281	A	La.-Monroe	52 78	332	H	Texas-Arlington	68 60				
				287	A	La.-Lafayette	65 53	252	H	Houston	70 63				
				134	H	Arkansas St.	71 87	173	A	Rice	61 74				
				188	H	UALR	42 35	89	A	UTEP	60 73				
				155	H	UTSA	83 86	256	H	A&M-Corpus Christi	60 68				
				174	A	Lamar	55 68	93	H	Hampton	63 72				

Non-Div I Games: St. Thomas (TX) 85 45 Huston-Tillotson 73 45

Texas St.

■ Loss, 
 ■ Non-Conf, 
 ■ S Site, 
 ■ H Home 
 ■ A Away 
 N Neutral

Average RPI Win:	276	WON-LOST	WINNING	LAST 10	STRENGTH OF	OPP. STRENGTH	TEAM	ADJ.	CONF.	ADJ CONF.
Average RPI Loss:	208	RECORD	PCT. RANK	GAMES	SCHEDULE	OF SCHEDULE	RPI	RPI	RPI	RPI
DIV. I ONLY	9- 8	144	5- 5	333	321	258	258	28	28	
DIV. I NON-CONF.	4- 4	148	1- 2	340	297	302	302	28	28	
TOTALS	RPI 1-25	RPI 26-50	W-L RECORDS	RPI 51-100	RPI 101-150	RPI 150+				
9- 8	0- 0	0- 0	OVERALL	0- 0	1- 1	8- 7				
7- 1	0- 0	0- 0	HOME	0- 0	1- 0	6- 1				
2- 6	0- 0	0- 0	AWAY	0- 0	0- 1	2- 5				
0- 1	0- 0	0- 0	NEUTRAL	0- 0	0- 0	0- 1				
4- 4	0- 0	0- 0	NON-CONFERENCE	0- 0	0- 1	4- 3				
4- 0	0- 0	0- 0	HOME	0- 0	0- 0	4- 0				
0- 3	0- 0	0- 0	AWAY	0- 0	0- 1	0- 2				
0- 1	0- 0	0- 0	NEUTRAL	0- 0	0- 0	0- 1				
5- 4	0- 0	0- 0	CONFERENCE	0- 0	1- 0	4- 4				
3- 1	0- 0	0- 0	HOME	0- 0	1- 0	2- 1				
2- 3	0- 0	0- 0	AWAY	0- 0	0- 0	2- 3				
0- 0	0- 0	0- 0	NEUTRAL	0- 0	0- 0	0- 0				

RPI 1-25			RPI 26-50			RPI 51-100			RPI 101+ Team's RPI: 258		
RPI	S	Opponent	Score	RPI	S	Opponent	Score	RPI	S	Opponent	Score
								110	A	Wright St.	77 90
								122	H	Winthrop	69 56
								153	A	Liberty	40 72
								156	A	Davidson	74 78
								184	H	High Point	77 81
								197	A	N.C. Central	58 89
								230	A	Coastal Caro.	63 85
								239	H	Campbell	56 54
								266	A	UNC Asheville	53 47
								267	H	Appalachian St.	69 63
								271	H	UNC Greensboro	71 60
								313	H	Kennesaw St.	84 58
								314	N	Lipscomb	68 86
								317	A	Longwood	57 59
								329	A	Presbyterian	54 52
								337	H	Wofford	68 57
								344	H	Radford	71 57
LAST 12 Division I GAMES:											
239	H	Campbell	56 54	184	H	High Point	77 81				
317	A	Longwood	57 59	314	N	Lipscomb	68 86				
153	A	Liberty	40 72	110	A	Wright St.	77 90				
122	H	Winthrop	69 56	337	H	Wofford	68 57				
344	H	Radford	71 57	329	A	Presbyterian	54 52				
266	A	UNC Asheville	53 47	230	A	Coastal Caro.	63 85				

Non-Div I Games: Montreat 86 46

Gardner-Webb

■ Loss, 
 ■ Non-Conf, S Site, 
 ■ Home 
 ■ Away 
 N Neutral

Average RPI Win:	<b>287</b>	WON-LOST	WINNING	LAST 10	STRENGTH OF	OPP. STRENGTH	TEAM	ADJ.	CONF.	ADJ CONF.
Average RPI Loss:	<b>146</b>	RECORD	PCT. RANK	GAMES	SCHEDULE	OF SCHEDULE	RPI	RPI	RPI	RPI
DIV. I ONLY	<b>7- 11</b>	<b>240</b>	<b>3- 7</b>	<b>268</b>	<b>239</b>	<b>259</b>	<b>259</b>	<b>18</b>	<b>18</b>	
DIV. I NON-CONF.	<b>4- 5</b>	<b>187</b>	<b>1- 2</b>	<b>287</b>	<b>303</b>	<b>247</b>	<b>247</b>	<b>16</b>	<b>16</b>	
TOTALS	RPI 1-25	RPI 26-50	W-L RECORDS	RPI 51-100	RPI 101-150	RPI 150+				
7- 11	0- 0	0- 4	OVERALL	0- 2	0- 1	7- 4				
4- 5	0- 0	0- 2	HOME	0- 2	0- 0	4- 1				
3- 6	0- 0	0- 2	AWAY	0- 0	0- 1	3- 3				
0- 0	0- 0	0- 0	NEUTRAL	0- 0	0- 0	0- 0				
4- 5	0- 0	0- 1	NON-CONFERENCE	0- 1	0- 1	4- 2				
2- 2	0- 0	0- 0	HOME	0- 1	0- 0	2- 1				
2- 3	0- 0	0- 1	AWAY	0- 0	0- 1	2- 1				
0- 0	0- 0	0- 0	NEUTRAL	0- 0	0- 0	0- 0				
3- 6	0- 0	0- 3	CONFERENCE	0- 1	0- 0	3- 2				
2- 3	0- 0	0- 2	HOME	0- 1	0- 0	2- 0				
1- 3	0- 0	0- 1	AWAY	0- 0	0- 0	1- 2				
0- 0	0- 0	0- 0	NEUTRAL	0- 0	0- 0	0- 0				

RPI S	Opponent	Score	RPI S	Opponent	Score	RPI S	Opponent	Score	RPI S	Opponent	Score	Team's RPI: 259
			36 A	Michigan St.	54 102	70 H	Quinnipiac	55 65	149 A	Buffalo	59 68	
			41 A	Marist	49 57	86 H	St. Bonaventure	47 61	186 H	Akron	56 72	
			41 H	Marist	47 73				208 A	Oakland	62 57	
			50 H	Iona	57 69				260 A	Rider	76 72	
									262 H	Bryant	61 59	
									288 A	Manhattan	56 72	
									306 A	Binghamton	66 53	
									322 A	Monmouth	56 64	
									322 H	Monmouth	60 52	
									326 H	Saint Peter's	48 47	
									327 H	Detroit	77 67	
									335 A	Vermont	51 74	
LAST 12 Division I GAMES:												
322 H	Monmouth	60 52	41 H	Marist	47 73							
260 A	Rider	76 72	288 A	Manhattan	56 72							
322 A	Monmouth	56 64	70 H	Quinnipiac	55 65							
326 H	Saint Peter's	48 47	335 A	Vermont	51 74							
50 H	Iona	57 69	262 H	Bryant	61 59							
41 A	Marist	49 57	86 H	St. Bonaventure	47 61							

Non-Div I Games:

Canisius

Average RPI Win:	307	WON-LOST	WINNING	LAST 10	STRENGTH OF	OPP. STRENGTH	TEAM	ADJ.	CONF.	ADJ CONF.
Average RPI Loss:	141	RECORD	PCT. RANK	GAMES	SCHEDULE	OF SCHEDULE	RPI	RPI	RPI	RPI
DIV. I ONLY	8- 9	179	6- 4	300	295	260	260	18	18	
DIV. I NON-CONF.	4- 5	187	3- 1	191	324	238	238	16	16	
TOTALS	RPI 1-25	RPI 26-50	W-L RECORDS	RPI 51-100	RPI 101-150	RPI 150+				
8- 9	0- 0	0- 1	OVERALL	0- 2	0- 4	8- 2				
4- 5	0- 0	0- 1	HOME	0- 0	0- 2	4- 2				
3- 4	0- 0	0- 0	AWAY	0- 2	0- 2	3- 0				
1- 0	0- 0	0- 0	NEUTRAL	0- 0	0- 0	1- 0				
4- 5	0- 0	0- 1	NON-CONFERENCE	0- 1	0- 3	4- 0				
3- 2	0- 0	0- 1	HOME	0- 0	0- 1	3- 0				
0- 3	0- 0	0- 0	AWAY	0- 1	0- 2	0- 0				
1- 0	0- 0	0- 0	NEUTRAL	0- 0	0- 0	1- 0				
4- 4	0- 0	0- 0	CONFERENCE	0- 1	0- 1	4- 2				
1- 3	0- 0	0- 0	HOME	0- 0	0- 1	1- 2				
3- 1	0- 0	0- 0	AWAY	0- 1	0- 0	3- 0				
0- 0	0- 0	0- 0	NEUTRAL	0- 0	0- 0	0- 0				

RPI	S	Opponent	Score	RPI	S	Opponent	Score	RPI	S	Opponent	Score	RPI	S	Opponent	Score	Team's RPI: 260
46	H	Princeton	62 75	70	A	Quinnipiac	59 71	126	A	Lafayette	62 67	127	A	Seton Hall	75 86	
				74	A	Navy	64 75	137	H	Delaware	54 65	138	H	Fairfield	61 67	
								236	A	Siena	77 63	259	H	Canisius	72 76	
								272	H	Central Conn. St.	61 58	288	H	Manhattan	47 50	
								306	H	Binghamton	66 63	320	H	LIU Brooklyn	62 48	
								322	A	Monmouth	64 53	326	A	Saint Peter's	56 55	
								326	H	Saint Peter's	68 40	347	N	UMBC	60 48	
LAST 12 Division I GAMES:																
288	H	Manhattan	47 50	326	A	Saint Peter's	56 55									
259	H	Canisius	72 76	138	H	Fairfield	61 67									
326	H	Saint Peter's	68 40	272	H	Central Conn. St.	61 58									
322	A	Monmouth	64 53	306	H	Binghamton	66 63									
70	A	Quinnipiac	59 71	74	A	Navy	64 75									
236	A	Siena	77 63	347	N	UMBC	60 48									

Non-Div I Games:

Rider

■ Loss, 
 ■ Non-Conf, 
 ■ S Site, 
 ■ H Home 
 ■ A Away 
 N Neutral

## Saint Louis

Through Games Of Jan. 19, 2014

Average RPI Win:	<b>282</b>	WON-LOST	WINNING	LAST 10	STRENGTH OF	OPP. STRENGTH	TEAM	ADJ.	CONF.	ADJ CONF.
Average RPI Loss:	<b>143</b>	RECORD	PCT. RANK	GAMES	SCHEDULE	OF SCHEDULE	RPI	RPI	RPI	RPI
DIV. I ONLY	<b>5- 12</b>	<b>270</b>	<b>3- 7</b>	<b>131</b>	<b>293</b>	<b>261</b>	<b>261</b>	<b>9</b>	<b>9</b>	
DIV. I NON-CONF.	<b>5- 8</b>	<b>220</b>	<b>3- 5</b>	<b>234</b>	<b>336</b>	<b>277</b>	<b>277</b>	<b>9</b>	<b>9</b>	
TOTALS	RPI 1-25	RPI 26-50	W-L RECORDS	RPI 51-100	RPI 101-150	RPI 150+				
5- 12	0- 0	0- 1	OVERALL	0- 4	0- 3	5- 4				
5- 2	0- 0	0- 0	HOME	0- 1	0- 1	5- 0				
0- 8	0- 0	0- 1	AWAY	0- 3	0- 1	0- 3				
0- 2	0- 0	0- 0	NEUTRAL	0- 0	0- 1	0- 1				
5- 8	0- 0	0- 1	NON-CONFERENCE	0- 0	0- 3	5- 4				
5- 1	0- 0	0- 0	HOME	0- 0	0- 1	5- 0				
0- 5	0- 0	0- 1	AWAY	0- 0	0- 1	0- 3				
0- 2	0- 0	0- 0	NEUTRAL	0- 0	0- 1	0- 1				
0- 4	0- 0	0- 0	CONFERENCE	0- 4	0- 0	0- 0				
0- 1	0- 0	0- 0	HOME	0- 1	0- 0	0- 0				
0- 3	0- 0	0- 0	AWAY	0- 3	0- 0	0- 0				
0- 0	0- 0	0- 0	NEUTRAL	0- 0	0- 0	0- 0				

RPI S	Opponent	Score	RPI S	Opponent	Score	RPI S	Opponent	Score	RPI S	Opponent	Score	Team's RPI: 261
35	A Indiana	69 85	56	A Fordham	52 74	107	H Missouri	59 74				
			84	A George Washington	61 84	122	A Winthrop	61 70				
			86	A St. Bonaventure	60 62	136	N Holy Cross	49 51				
			88	H Duquesne	47 59	159	A UNI	65 74				
						179	H Tulsa	65 54				
						274	H Evansville	50 49				
						275	A Western Ill.	85 87				
						284	A Murray St.	64 83				
						289	N William & Mary	56 66				
						308	H Southeast Mo. St.	52 34				
						321	H Valparaiso	78 56				
						328	H Eastern Ill.	71 52				
LAST 12 Division I GAMES:												
88	H Duquesne	47 59	86	A St. Bonaventure	60 62							
84	A George Washington	61 84	308	H Southeast Mo. St.	52 34							
56	A Fordham	52 74	159	A UNI	65 74							
136	N Holy Cross	49 51	179	H Tulsa	65 54							
289	N William & Mary	56 66	275	A Western Ill.	85 87							
274	H Evansville	50 49	35	A Indiana	69 85							

Non-Div I Games:

Saint Louis

■ Loss, 
 ■ Non-Conf, 
 ■ S Site, 
 ■ H Home 
 ■ A Away 
 N Neutral

Average RPI Win: 298		WON-LOST	WINNING	LAST 10	STRENGTH OF	OPP. STRENGTH	TEAM	ADJ.	CONF.	ADJ CONF.
Average RPI Loss: 234		RECORD	PCT. RANK	GAMES	SCHEDULE	OF SCHEDULE	RPI	RPI	RPI	RPI
DIV. I ONLY		9- 7	125	7- 3	345	331	262	262	27	27
DIV. I NON-CONF.		5- 6	173	4- 3	337	342	279	279	27	27
TOTALS	RPI 1-25	RPI 26-50		W-L RECORDS		RPI 51-100	RPI 101-150	RPI 150+		
9- 7	0- 0	0- 0		OVERALL		0- 0	0- 1	9- 6		
5- 1	0- 0	0- 0		HOME		0- 0	0- 0	5- 1		
4- 6	0- 0	0- 0		AWAY		0- 0	0- 1	4- 5		
0- 0	0- 0	0- 0		NEUTRAL		0- 0	0- 0	0- 0		
5- 6	0- 0	0- 0		NON-CONFERENCE		0- 0	0- 1	5- 5		
3- 1	0- 0	0- 0		HOME		0- 0	0- 0	3- 1		
2- 5	0- 0	0- 0		AWAY		0- 0	0- 1	2- 4		
0- 0	0- 0	0- 0		NEUTRAL		0- 0	0- 0	0- 0		
4- 1	0- 0	0- 0		CONFERENCE		0- 0	0- 0	4- 1		
2- 0	0- 0	0- 0		HOME		0- 0	0- 0	2- 0		
2- 1	0- 0	0- 0		AWAY		0- 0	0- 0	2- 1		
0- 0	0- 0	0- 0		NEUTRAL		0- 0	0- 0	0- 0		

RPI 1-25				RPI 26-50				RPI 51-100				RPI 101+				Team's RPI: 262	
RPI	S	Opponent	Score	RPI	S	Opponent	Score	RPI	S	Opponent	Score	RPI	S	Opponent	Score		
												136	A	Holy Cross	55	75	
												190	A	Providence	67	104	
												213	A	Yale	61	72	
												242	H	New Hampshire	67	61	
												249	A	Saint Francis (PA)	88	86	
												251	A	Maine	65	75	
												259	A	Canisius	59	61	
												285	A	Wagner	80	63	
												290	A	Robert Morris	73	84	
												296	H	Brown	61	66	
												298	A	Dartmouth	79	69	
												301	A	Columbia	68	47	
												312	H	UMass Lowell	100	52	
												320	H	LIU Brooklyn	72	66	
												335	H	Vermont	82	71	
												341	H	Fairleigh Dickinson	77	63	
LAST 12 Division I GAMES:																	
				249	A	Saint Francis (PA)	88 86	320	H	LIU Brooklyn	72 66						
				290	A	Robert Morris	73 84	298	A	Dartmouth	79 69						
				285	A	Wagner	80 63	259	A	Canisius	59 61						
				341	H	Fairleigh Dickinson	77 63	213	A	Yale	61 72						
				301	A	Columbia	68 47	242	H	New Hampshire	67 61						
				312	H	UMass Lowell	100 52	136	A	Holy Cross	55 75						

Non-Div I Games:

Bryant

■ Loss, ■ Non-Conf, S Site, H Home A Away N Neutral

## UC Riverside

Through Games Of Jan. 19, 2014

Average RPI Win:	237	WON-LOST	WINNING	LAST 10	STRENGTH OF	OPP. STRENGTH	TEAM	ADJ.	CONF.	ADJ CONF.
Average RPI Loss:	127	RECORD	PCT. RANK	GAMES	SCHEDULE	OF SCHEDULE	RPI	RPI	RPI	RPI
DIV. I ONLY	4- 12	296	0- 10	229	87	263	263	14	14	
DIV. I NON-CONF.	4- 8	242	2- 6	195	76	204	204	14	14	
TOTALS	RPI 1-25	RPI 26-50	W-L RECORDS	RPI 51-100	RPI 101-150	RPI 150+				
4- 12	0- 2	0- 1	OVERALL	0- 2	0- 2	4- 5				
1- 4	0- 0	0- 0	HOME	0- 1	0- 1	1- 2				
2- 6	0- 1	0- 1	AWAY	0- 1	0- 0	2- 3				
1- 2	0- 1	0- 0	NEUTRAL	0- 0	0- 1	1- 0				
4- 8	0- 2	0- 1	NON-CONFERENCE	0- 1	0- 1	4- 3				
1- 1	0- 0	0- 0	HOME	0- 0	0- 0	1- 1				
2- 5	0- 1	0- 1	AWAY	0- 1	0- 0	2- 2				
1- 2	0- 1	0- 0	NEUTRAL	0- 0	0- 1	1- 0				
0- 4	0- 0	0- 0	CONFERENCE	0- 1	0- 1	0- 2				
0- 3	0- 0	0- 0	HOME	0- 1	0- 1	0- 1				
0- 1	0- 0	0- 0	AWAY	0- 0	0- 0	0- 1				
0- 0	0- 0	0- 0	NEUTRAL	0- 0	0- 0	0- 0				

RPI 1-25				RPI 26-50				RPI 51-100				RPI 101+ Team's RPI: 263			
RPI	S	Opponent	Score	RPI	S	Opponent	Score	RPI	S	Opponent	Score	RPI	S	Opponent	Score
13	A	Gonzaga	43 87	37	A	Iowa	56 70	52	A	Washington St.	73 77	104	N	Kansas St.	42 74
19	N	Dayton	54 89					75	H	Hawaii	61 74	146	H	UC Davis	67 77
												187	A	San Diego St.	57 58
												194	H	Bakersfield	85 66
												204	A	UC Irvine	78 90
												221	A	San Jose St.	105 74
												227	A	Arizona	59 75
												228	H	Cal St. Fullerton	78 82
												235	H	Pepperdine	68 81
												255	N	Nicholls St.	74 64
												277	A	Santa Clara	90 80
LAST 12 Division I GAMES:															
146	H	UC Davis	67 77	75	H	Hawaii	61 74	52	A	Washington St.	73 77	13	A	Gonzaga	43 87
204	A	UC Irvine	78 90					235	H	Pepperdine	68 81	194	H	Bakersfield	85 66
228	H	Cal St. Fullerton	78 82					255	N	Nicholls St.	74 64				
104	N	Kansas St.	42 74												
187	A	San Diego St.	57 58												
227	A	Arizona	59 75												

Non-Div I Games: Alas. Anchorage 75 83

UC Riverside

Loss, Non-Conf, S Site, H Home A Away N Neutral

Average RPI Win:	324	WON-LOST	WINNING	LAST 10	STRENGTH OF	OPP. STRENGTH	TEAM	ADJ.	CONF.	ADJ CONF.
Average RPI Loss:	149	RECORD	PCT. RANK	GAMES	SCHEDULE	OF SCHEDULE	RPI	RPI	RPI	RPI
DIV. I ONLY	6- 9	232	5- 5	281	310	264	264	32	32	
DIV. I NON-CONF.	2- 8	295	2- 5	154	250	282	282	32	32	
TOTALS	RPI 1-25	RPI 26-50	W-L RECORDS	RPI 51-100	RPI 101-150	RPI 150+				
6- 9	0- 1	0- 0	OVERALL	0- 2	0- 2	6- 4				
5- 1	0- 0	0- 0	HOME	0- 0	0- 0	5- 1				
1- 8	0- 1	0- 0	AWAY	0- 2	0- 2	1- 3				
0- 0	0- 0	0- 0	NEUTRAL	0- 0	0- 0	0- 0				
2- 8	0- 1	0- 0	NON-CONFERENCE	0- 2	0- 2	2- 3				
2- 1	0- 0	0- 0	HOME	0- 0	0- 0	2- 1				
0- 7	0- 1	0- 0	AWAY	0- 2	0- 2	0- 2				
0- 0	0- 0	0- 0	NEUTRAL	0- 0	0- 0	0- 0				
4- 1	0- 0	0- 0	CONFERENCE	0- 0	0- 0	4- 1				
3- 0	0- 0	0- 0	HOME	0- 0	0- 0	3- 0				
1- 1	0- 0	0- 0	AWAY	0- 0	0- 0	1- 1				
0- 0	0- 0	0- 0	NEUTRAL	0- 0	0- 0	0- 0				

RPI 1-25				RPI 26-50				RPI 51-100				RPI 101+ Team's RPI: 264			
RPI	S	Opponent	Score	RPI	S	Opponent	Score	RPI	S	Opponent	Score	RPI	S	Opponent	Score
4	A	LSU	45 72					69	A	Mississippi St.	42 81	132	A	Western Ky.	48 83
								84	A	George Washington	73 101	140	A	Memphis	64 77
												165	A	Northwestern St.	52 71
												182	A	Southern U.	59 69
												278	A	Howard	63 83
												287	H	La.-Lafayette	64 81
												292	H	Houston Baptist	74 50
												309	H	Alabama St.	71 64
												324	H	Prairie View	83 82
												336	A	Alcorn	64 52
												339	H	New Orleans	72 50
												343	H	Alabama A&M	77 70
LAST 12 Division I GAMES:															
182	A	Southern U.	59 69	324	H	Prairie View	83 82								
336	A	Alcorn	64 52	339	H	New Orleans	72 50								
309	H	Alabama St.	71 64	165	A	Northwestern St.	52 71								
343	H	Alabama A&M	77 70	287	H	La.-Lafayette	64 81								
4	A	LSU	45 72	292	H	Houston Baptist	74 50								
132	A	Western Ky.	48 83	140	A	Memphis	64 77								

Non-Div I Games:

Jackson St.



Average RPI Win:	267	WON-LOST	WINNING	LAST 10	STRENGTH OF	OPP. STRENGTH	TEAM	ADJ.	CONF.	ADJ CONF.
Average RPI Loss:	133	RECORD	PCT. RANK	GAMES	SCHEDULE	OF SCHEDULE	RPI	RPI	RPI	RPI
DIV. I ONLY	5- 11	263	3- 7	171	245	265	265	22	22	
DIV. I NON-CONF.	4- 7	229	3- 4	158	275	230	230	21	21	
TOTALS	RPI 1-25	RPI 26-50	W-L RECORDS	RPI 51-100	RPI 101-150	RPI 150+				
5- 11	0- 2	0- 0	OVERALL	0- 3	1- 2	4- 4				
4- 5	0- 0	0- 0	HOME	0- 1	1- 1	3- 3				
1- 6	0- 2	0- 0	AWAY	0- 2	0- 1	1- 1				
0- 0	0- 0	0- 0	NEUTRAL	0- 0	0- 0	0- 0				
4- 7	0- 2	0- 0	NON-CONFERENCE	0- 1	1- 1	3- 3				
3- 3	0- 0	0- 0	HOME	0- 1	1- 0	2- 2				
1- 4	0- 2	0- 0	AWAY	0- 0	0- 1	1- 1				
0- 0	0- 0	0- 0	NEUTRAL	0- 0	0- 0	0- 0				
1- 4	0- 0	0- 0	CONFERENCE	0- 2	0- 1	1- 1				
1- 2	0- 0	0- 0	HOME	0- 0	0- 1	1- 1				
0- 2	0- 0	0- 0	AWAY	0- 2	0- 0	0- 0				
0- 0	0- 0	0- 0	NEUTRAL	0- 0	0- 0	0- 0				

RPI 1-25				RPI 26-50				RPI 51-100				RPI 101+ Team's RPI: 265			
RPI	S	Opponent	Score	RPI	S	Opponent	Score	RPI	S	Opponent	Score	RPI	S	Opponent	Score
12	A	Vanderbilt	71 92					63	H	Chattanooga	61 70	119	H	Indiana St.	75 67
17	A	Kentucky	56 73					71	A	Stetson	62 91	140	A	Memphis	74 77
								76	A	FGCU	58 73	150	H	USC Upstate	62 63
												196	H	Northern Ky.	63 73
												240	A	Western Caro.	56 58
												245	H	Morehead St.	69 77
												249	H	Saint Francis (PA)	79 92
												267	A	Appalachian St.	81 72
												293	H	George Mason	87 76
												314	H	Lipscomb	78 75
												343	H	Alabama A&M	82 65
LAST 12 Division I GAMES:															
71	A	Stetson	62 91	150	H	USC Upstate	62 63								
76	A	FGCU	58 73	119	H	Indiana St.	75 67								
196	H	Northern Ky.	63 73	17	A	Kentucky	56 73								
314	H	Lipscomb	78 75	12	A	Vanderbilt	71 92								
293	H	George Mason	87 76	240	A	Western Caro.	56 58								
63	H	Chattanooga	61 70	343	H	Alabama A&M	82 65								

Non-Div I Games:

East Tenn. St.

■ Loss, 
■ Non-Conf, S Site, 
■ Home 
■ Away 
N Neutral

## UNC Asheville

Through Games Of Jan. 19, 2014

Average RPI Win:	259	WON-LOST	WINNING	LAST 10	STRENGTH OF	OPP. STRENGTH	TEAM	ADJ.	CONF.	ADJ CONF.
Average RPI Loss:	182	RECORD	PCT. RANK	GAMES	SCHEDULE	OF SCHEDULE	RPI	RPI	RPI	RPI
DIV. I ONLY	7- 10	223	4- 6	244	334	266	266	28	28	
DIV. I NON-CONF.	2- 6	278	0- 3	157	317	294	294	28	28	
TOTALS	RPI 1-25	RPI 26-50	W-L RECORDS	RPI 51-100	RPI 101-150	RPI 150+				
7- 10	0- 1	0- 0	OVERALL	0- 1	0- 2	7- 6				
4- 6	0- 0	0- 0	HOME	0- 1	0- 2	4- 3				
3- 4	0- 1	0- 0	AWAY	0- 0	0- 0	3- 3				
0- 0	0- 0	0- 0	NEUTRAL	0- 0	0- 0	0- 0				
2- 6	0- 1	0- 0	NON-CONFERENCE	0- 1	0- 1	2- 3				
2- 3	0- 0	0- 0	HOME	0- 1	0- 1	2- 1				
0- 3	0- 1	0- 0	AWAY	0- 0	0- 0	0- 2				
0- 0	0- 0	0- 0	NEUTRAL	0- 0	0- 0	0- 0				
5- 4	0- 0	0- 0	CONFERENCE	0- 0	0- 1	5- 3				
2- 3	0- 0	0- 0	HOME	0- 0	0- 1	2- 2				
3- 1	0- 0	0- 0	AWAY	0- 0	0- 0	3- 1				
0- 0	0- 0	0- 0	NEUTRAL	0- 0	0- 0	0- 0				

RPI 1-25				RPI 26-50				RPI 51-100				RPI 101+ Team's RPI: 266			
RPI	S	Opponent	Score	RPI	S	Opponent	Score	RPI	S	Opponent	Score	RPI	S	Opponent	Score
12	A	Vanderbilt	57 83					79	H	N.C. A&T	57 83	122	H	Winthrop	49 68
												150	H	USC Upstate	66 67
												153	H	Liberty	83 80
												162	H	Furman	68 65
												184	H	High Point	66 71
												197	H	N.C. Central	65 76
												237	H	Eastern Ky.	71 63
												239	A	Campbell	59 67
												240	A	Western Caro.	51 62
												258	H	Gardner-Webb	47 53
												270	A	Charleston So.	61 46
												317	A	Longwood	69 65
												329	H	Presbyterian	54 47
												337	A	Wofford	55 67
												344	A	Radford	68 61
LAST 12 Division I GAMES:															
184	H	High Point	66 71	153	H	Liberty	83 80								
344	A	Radford	68 61	12	A	Vanderbilt	57 83								
317	A	Longwood	69 65	79	H	N.C. A&T	57 83								
122	H	Winthrop	49 68	239	A	Campbell	59 67								
329	H	Presbyterian	54 47	150	H	USC Upstate	66 67								
258	H	Gardner-Webb	47 53	270	A	Charleston So.	61 46								

Non-Div I Games: Bluefield Col. 75 71

UNC Asheville

■ Loss, 
 ■ Non-Conf, S Site, 
 ■ Home 
 ■ Away 
 N Neutral

## Appalachian St.

Through Games Of Jan. 19, 2014

Average RPI Win:	311	WON-LOST	WINNING	LAST 10	STRENGTH OF	OPP. STRENGTH	TEAM	ADJ.	CONF.	ADJ CONF.
Average RPI Loss:	145	RECORD	PCT. RANK	GAMES	SCHEDULE	OF SCHEDULE	RPI	RPI	RPI	RPI
DIV. I ONLY	5- 11	263	5- 5	282	216	267	267	23	23	
DIV. I NON-CONF.	2- 7	289	2- 4	248	161	262	262	22	22	
TOTALS	RPI 1-25	RPI 26-50	W-L RECORDS	RPI 51-100	RPI 101-150	RPI 150+				
5- 11	0- 1	0- 1	OVERALL	0- 2	0- 1	5- 6				
1- 3	0- 0	0- 0	HOME	0- 1	0- 0	1- 2				
4- 6	0- 1	0- 1	AWAY	0- 1	0- 0	4- 3				
0- 2	0- 0	0- 0	NEUTRAL	0- 0	0- 1	0- 1				
2- 7	0- 1	0- 1	NON-CONFERENCE	0- 1	0- 1	2- 3				
0- 1	0- 0	0- 0	HOME	0- 0	0- 0	0- 1				
2- 4	0- 1	0- 1	AWAY	0- 1	0- 0	2- 1				
0- 2	0- 0	0- 0	NEUTRAL	0- 0	0- 1	0- 1				
3- 4	0- 0	0- 0	CONFERENCE	0- 1	0- 0	3- 3				
1- 2	0- 0	0- 0	HOME	0- 1	0- 0	1- 1				
2- 2	0- 0	0- 0	AWAY	0- 0	0- 0	2- 2				
0- 0	0- 0	0- 0	NEUTRAL	0- 0	0- 0	0- 0				

RPI 1-25				RPI 26-50				RPI 51-100				RPI 101+ Team's RPI: 267			
RPI	S	Opponent	Score	RPI	S	Opponent	Score	RPI	S	Opponent	Score	RPI	S	Opponent	Score
12	A	Vanderbilt	53 96	30	A	Ohio St.	38 52	63	H	Chattanooga	68 73	114	N	Idaho	60 83
								79	A	N.C. A&T	43 62	162	A	Furman	54 73
												169	A	Elon	54 66
												204	N	UC Irvine	77 85
												240	H	Western Caro.	63 71
												258	A	Gardner-Webb	63 69
												265	H	East Tenn. St.	72 81
												271	A	UNC Greensboro	75 56
												283	A	UNC Wilmington	54 47
												318	H	Samford	61 47
												337	A	Wofford	63 43
												344	A	Radford	83 60
LAST 12 Division I GAMES:															
169	A	Elon	54 66	271	A	UNC Greensboro	75 56								
63	H	Chattanooga	68 73	30	A	Ohio St.	38 52								
318	H	Samford	61 47	344	A	Radford	83 60								
337	A	Wofford	63 43	114	N	Idaho	60 83								
162	A	Furman	54 73	204	N	UC Irvine	77 85								
283	A	UNC Wilmington	54 47	79	A	N.C. A&T	43 62								

Non-Div I Games: Lees-McRae 86 57

Appalachian St.

■ Loss, 
 ■ Non-Conf, S Site, 
 ■ Home 
 ■ Away 
 N Neutral

Average RPI Win:	<b>299</b>	WON-LOST	WINNING	LAST 10	STRENGTH OF	OPP. STRENGTH	TEAM	ADJ.	CONF.	ADJ CONF.
Average RPI Loss:	<b>151</b>	RECORD	PCT. RANK	GAMES	SCHEDULE	OF SCHEDULE	RPI	RPI	RPI	RPI
DIV. I ONLY	<b>3- 12</b>	<b>312</b>	<b>1- 9</b>	<b>106</b>	<b>289</b>	<b>268</b>	<b>268</b>	<b>24</b>	<b>24</b>	
DIV. I NON-CONF.	<b>3- 7</b>	<b>259</b>	<b>3- 4</b>	<b>54</b>	<b>235</b>	<b>174</b>	<b>174</b>	<b>24</b>	<b>24</b>	
TOTALS	RPI 1-25	RPI 26-50	W-L RECORDS	RPI 51-100	RPI 101-150	RPI 150+				
3- 12	0- 3	0- 0	OVERALL	0- 2	0- 1	3- 6				
2- 4	0- 0	0- 0	HOME	0- 2	0- 0	2- 2				
1- 8	0- 3	0- 0	AWAY	0- 0	0- 1	1- 4				
0- 0	0- 0	0- 0	NEUTRAL	0- 0	0- 0	0- 0				
3- 7	0- 3	0- 0	NON-CONFERENCE	0- 1	0- 1	3- 2				
2- 1	0- 0	0- 0	HOME	0- 1	0- 0	2- 0				
1- 6	0- 3	0- 0	AWAY	0- 0	0- 1	1- 2				
0- 0	0- 0	0- 0	NEUTRAL	0- 0	0- 0	0- 0				
0- 5	0- 0	0- 0	CONFERENCE	0- 1	0- 0	0- 4				
0- 3	0- 0	0- 0	HOME	0- 1	0- 0	0- 2				
0- 2	0- 0	0- 0	AWAY	0- 0	0- 0	0- 2				
0- 0	0- 0	0- 0	NEUTRAL	0- 0	0- 0	0- 0				

RPI 1-25				RPI 26-50				RPI 51-100				RPI 101+ Team's RPI: 268			
RPI	S	Opponent	Score	RPI	S	Opponent	Score	RPI	S	Opponent	Score	RPI	S	Opponent	Score
12	A	Vanderbilt	67 <b>73</b>					93	H	Hampton	39 <b>79</b>	103	A	Albany (NY)	71 <b>87</b>
18	A	Maryland	44 <b>93</b>					96	H	St. Francis Brooklyn	55 <b>68</b>	160	A	Old Dominion	67 <b>97</b>
24	A	West Virginia	47 <b>109</b>									197	A	N.C. Central	61 <b>75</b>
												220	H	Coppin St.	75 <b>80</b>
												278	A	Howard	64 <b>70</b>
												288	A	Manhattan	80 69
												293	H	George Mason	90 83
												304	A	Marshall	47 <b>62</b>
												305	H	Norfolk St.	48 <b>57</b>
												316	H	NJIT	75 72
LAST 12 Division I GAMES:															
305	H	Norfolk St.	48 <b>57</b>	197	A	N.C. Central	61 <b>75</b>								
93	H	Hampton	39 <b>79</b>	24	A	West Virginia	47 <b>109</b>								
316	H	NJIT	75 72	18	A	Maryland	44 <b>93</b>								
278	A	Howard	64 <b>70</b>	220	H	Coppin St.	75 <b>80</b>								
96	H	St. Francis Brooklyn	55 <b>68</b>	293	H	George Mason	90 83								
304	A	Marshall	47 <b>62</b>	288	A	Manhattan	80 69								

Non-Div I Games: Wilmington (DE) 86 73

Delaware St.

## Tennessee Tech

Through Games Of Jan. 19, 2014

Average RPI Win:	319	WON-LOST	WINNING	LAST 10	STRENGTH OF	OPP. STRENGTH	TEAM	ADJ.	CONF.	ADJ CONF.
Average RPI Loss:	141	RECORD	PCT. RANK	GAMES	SCHEDULE	OF SCHEDULE	RPI	RPI	RPI	RPI
DIV. I ONLY	6- 11	249	4- 6	261	246	269	269	29	29	
DIV. I NON-CONF.	2- 10	306	1- 6	186	150	283	283	29	29	
TOTALS	RPI 1-25	RPI 26-50	W-L RECORDS	RPI 51-100	RPI 101-150	RPI 150+				
6- 11	0- 0	0- 1	OVERALL	0- 3	0- 3	6- 4				
4- 2	0- 0	0- 0	HOME	0- 0	0- 1	4- 1				
2- 7	0- 0	0- 1	AWAY	0- 2	0- 1	2- 3				
0- 2	0- 0	0- 0	NEUTRAL	0- 1	0- 1	0- 0				
2- 10	0- 0	0- 1	NON-CONFERENCE	0- 3	0- 3	2- 3				
1- 2	0- 0	0- 0	HOME	0- 0	0- 1	1- 1				
1- 6	0- 0	0- 1	AWAY	0- 2	0- 1	1- 2				
0- 2	0- 0	0- 0	NEUTRAL	0- 1	0- 1	0- 0				
4- 1	0- 0	0- 0	CONFERENCE	0- 0	0- 0	4- 1				
3- 0	0- 0	0- 0	HOME	0- 0	0- 0	3- 0				
1- 1	0- 0	0- 0	AWAY	0- 0	0- 0	1- 1				
0- 0	0- 0	0- 0	NEUTRAL	0- 0	0- 0	0- 0				

RPI 1-25				RPI 26-50				RPI 51-100				RPI 101+				Team's RPI: 269	
RPI	S	Opponent	Score	RPI	S	Opponent	Score	RPI	S	Opponent	Score	RPI	S	Opponent	Score		
				29	A	Middle Tenn.	53 84	57	A	Arkansas	53 79	115	N	Ball St.	64 76		
								69	A	Mississippi St.	45 90	134	A	Arkansas St.	75 90		
								91	N	Marquette	64 84	140	H	Memphis	76 78		
												186	A	Akron	71 118		
												193	H	FIU	65 70		
												229	A	Belmont	53 62		
												299	H	SIU Edwardsville	72 66		
												303	A	South Ala.	58 66		
												307	A	Tennessee St.	77 68		
												321	H	Valparaiso	84 78		
												325	H	Jacksonville St.	72 67		
												328	H	Eastern Ill.	64 54		
												336	A	Alcorn	66 38		
LAST 12 Division I GAMES:																	
				328	H	Eastern Ill.	64 54	307	A	Tennessee St.	77 68						
				299	H	SIU Edwardsville	72 66	134	A	Arkansas St.	75 90						
				229	A	Belmont	53 62	193	H	FIU	65 70						
				29	A	Middle Tenn.	53 84	140	H	Memphis	76 78						
				325	H	Jacksonville St.	72 67	303	A	South Ala.	58 66						
				57	A	Arkansas	53 79	336	A	Alcorn	66 38						

Non-Div I Games: Tenn. Wesleyan 94 41

Tennessee Tech

■ Loss, 
 ■ Non-Conf, 
 ■ S Site, 
 ■ H Home 
 ■ A Away 
 N Neutral

# Charleston So.

Through Games Of Jan. 19, 2014

Average RPI Win:	276	WON-LOST	WINNING	LAST 10	STRENGTH OF	OPP. STRENGTH	TEAM	ADJ.	CONF.	ADJ CONF.
Average RPI Loss:	169	RECORD	PCT. RANK	GAMES	SCHEDULE	OF SCHEDULE	RPI	RPI	RPI	RPI
DIV. I ONLY	4- 10	279	3- 6	208	303	270	270	28	28	
DIV. I NON-CONF.	1- 5	306	0- 3	126	187	274	274	28	28	
TOTALS	RPI 1-25	RPI 26-50	W-L RECORDS	RPI 51-100	RPI 101-150	RPI 150+				
4- 10	0- 2	0- 0	OVERALL	0- 0	0- 1	4- 7				
1- 5	0- 0	0- 0	HOME	0- 0	0- 0	1- 5				
3- 5	0- 2	0- 0	AWAY	0- 0	0- 1	3- 2				
0- 0	0- 0	0- 0	NEUTRAL	0- 0	0- 0	0- 0				
1- 5	0- 2	0- 0	NON-CONFERENCE	0- 0	0- 0	1- 3				
1- 1	0- 0	0- 0	HOME	0- 0	0- 0	1- 1				
0- 4	0- 2	0- 0	AWAY	0- 0	0- 0	0- 2				
0- 0	0- 0	0- 0	NEUTRAL	0- 0	0- 0	0- 0				
3- 5	0- 0	0- 0	CONFERENCE	0- 0	0- 1	3- 4				
0- 4	0- 0	0- 0	HOME	0- 0	0- 0	0- 4				
3- 1	0- 0	0- 0	AWAY	0- 0	0- 1	3- 0				
0- 0	0- 0	0- 0	NEUTRAL	0- 0	0- 0	0- 0				

RPI 1-25				RPI 26-50				RPI 51-100				RPI 101+ Team's RPI: 270			
RPI	S	Opponent	Score	RPI	S	Opponent	Score	RPI	S	Opponent	Score	RPI	S	Opponent	Score
10	A	South Carolina	29 99									122	A	Winthrop	49 69
22	A	North Carolina	49 100									153	H	Liberty	69 92
												164	A	Savannah St.	47 75
												164	H	Savannah St.	63 72
												184	A	High Point	56 53
												230	H	Coastal Caro.	63 77
												239	A	Campbell	81 71
												240	A	Western Caro.	47 56
												266	H	UNC Asheville	46 61
												317	H	Longwood	71 78
												337	H	Wofford	68 45
												344	A	Radford	84 64
LAST 12 Division I GAMES:															
184	A	High Point	56 53	230	H	Coastal Caro.	63 77								
239	A	Campbell	81 71	164	H	Savannah St.	63 72								
317	H	Longwood	71 78	240	A	Western Caro.	47 56								
153	H	Liberty	69 92	22	A	North Carolina	49 100								
122	A	Winthrop	49 69	266	H	UNC Asheville	46 61								
344	A	Radford	84 64	337	H	Wofford	68 45								

Non-Div I Games: Trinity Baptist 101 47 Converse 88 48 Southern Wesleyan 85 55

Charleston So.

Loss, Non-Conf, S Site, H Home A Away N Neutral

## UNC Greensboro

Through Games Of Jan. 19, 2014

Average RPI Win:	217	WON-LOST	WINNING	LAST 10	STRENGTH OF	OPP. STRENGTH	TEAM	ADJ.	CONF.	ADJ CONF.
Average RPI Loss:	172	RECORD	PCT. RANK	GAMES	SCHEDULE	OF SCHEDULE	RPI	RPI	RPI	RPI
DIV. I ONLY	5- 13	284	1- 9	117	324	271	271	23	23	
DIV. I NON-CONF.	4- 7	229	1- 4	38	337	189	189	22	22	
TOTALS	RPI 1-25	RPI 26-50	W-L RECORDS	RPI 51-100	RPI 101-150	RPI 150+				
5- 13	0- 0	0- 1	OVERALL	0- 4	1- 0	4- 8				
4- 7	0- 0	0- 0	HOME	0- 3	1- 0	3- 4				
1- 5	0- 0	0- 1	AWAY	0- 1	0- 0	1- 3				
0- 1	0- 0	0- 0	NEUTRAL	0- 0	0- 0	0- 1				
4- 7	0- 0	0- 1	NON-CONFERENCE	0- 3	1- 0	3- 3				
3- 3	0- 0	0- 0	HOME	0- 2	1- 0	2- 1				
1- 3	0- 0	0- 1	AWAY	0- 1	0- 0	1- 1				
0- 1	0- 0	0- 0	NEUTRAL	0- 0	0- 0	0- 1				
1- 6	0- 0	0- 0	CONFERENCE	0- 1	0- 0	1- 5				
1- 4	0- 0	0- 0	HOME	0- 1	0- 0	1- 3				
0- 2	0- 0	0- 0	AWAY	0- 0	0- 0	0- 2				
0- 0	0- 0	0- 0	NEUTRAL	0- 0	0- 0	0- 0				

RPI 1-25				RPI 26-50				RPI 51-100				RPI 101+ Team's RPI: 271			
RPI	S	Opponent	Score	RPI	S	Opponent	Score	RPI	S	Opponent	Score	RPI	S	Opponent	Score
				26	A	Florida St.	59 93	56	A	Fordham	48 79	118	H	Col. of Charleston	64 56
								63	H	Chattanooga	53 86	156	A	Davidson	59 78
								86	H	St. Bonaventure	46 58	169	H	Elon	73 62
								98	H	VCU	72 95	171	H	Clemson	71 77
												179	N	Tulsa	71 76
												184	H	High Point	81 76
												240	H	Western Caro.	49 60
												258	A	Gardner-Webb	60 71
												267	H	Appalachian St.	56 75
												305	A	Norfolk St.	73 66
												311	H	South Carolina St.	72 63
												318	H	Samford	52 65
												319	A	Ga. Southern	71 74
LAST 12 Division I GAMES:															
				240	H	Western Caro.	49 60	267	H	Appalachian St.	56 75				
				156	A	Davidson	59 78	86	H	St. Bonaventure	46 58				
				319	A	Ga. Southern	71 74	318	H	Samford	52 65				
				169	H	Elon	73 62	63	H	Chattanooga	53 86				
				179	N	Tulsa	71 76	171	H	Clemson	71 77				
				56	A	Fordham	48 79	184	H	High Point	81 76				

Non-Div I Games:

UNC Greensboro

■ Loss, 
 ■ Non-Conf, 
 ■ S Site, 
 ■ H Home 
 ■ A Away 
 N Neutral

Average RPI Win:	266	WON-LOST	WINNING	LAST 10	STRENGTH OF	OPP. STRENGTH	TEAM	ADJ.	CONF.	ADJ CONF.
Average RPI Loss:	216	RECORD	PCT. RANK	GAMES	SCHEDULE	OF SCHEDULE	RPI	RPI	RPI	RPI
DIV. I ONLY	8- 7	135	5- 5	342	239	272	272	27	27	
DIV. I NON-CONF.	6- 4	114	5- 2	320	205	181	181	27	27	
TOTALS	RPI 1-25	RPI 26-50	W-L RECORDS	RPI 51-100	RPI 101-150	RPI 150+				
8- 7	0- 0	0- 0	OVERALL	0- 1	0- 1	8- 5				
5- 2	0- 0	0- 0	HOME	0- 0	0- 0	5- 2				
3- 5	0- 0	0- 0	AWAY	0- 1	0- 1	3- 3				
0- 0	0- 0	0- 0	NEUTRAL	0- 0	0- 0	0- 0				
6- 4	0- 0	0- 0	NON-CONFERENCE	0- 1	0- 1	6- 2				
4- 0	0- 0	0- 0	HOME	0- 0	0- 0	4- 0				
2- 4	0- 0	0- 0	AWAY	0- 1	0- 1	2- 2				
0- 0	0- 0	0- 0	NEUTRAL	0- 0	0- 0	0- 0				
2- 3	0- 0	0- 0	CONFERENCE	0- 0	0- 0	2- 3				
1- 2	0- 0	0- 0	HOME	0- 0	0- 0	1- 2				
1- 1	0- 0	0- 0	AWAY	0- 0	0- 0	1- 1				
0- 0	0- 0	0- 0	NEUTRAL	0- 0	0- 0	0- 0				

RPI 1-25				RPI 26-50				RPI 51-100				RPI 101+ Team's RPI: 272					
RPI	S	Opponent	Score	RPI	S	Opponent	Score	RPI	S	Opponent	Score	RPI	S	Opponent	Score		
								78	A	South Fla.	47	81	139	A	UCF	51	65
													161	H	Hofstra	64	62
													178	A	La Salle	60	71
													205	A	Hartford	82	50
													236	H	Siena	70	53
													242	H	New Hampshire	53	52
													249	H	Saint Francis (PA)	97	106
													260	A	Rider	58	61
													285	A	Wagner	80	71
													290	H	Robert Morris	59	61
													320	A	LIU Brooklyn	51	60
													323	H	Rhode Island	65	58
													335	A	Vermont	82	68
													341	H	Fairleigh Dickinson	72	67
LAST 12 Division I GAMES:																	
320	A	LIU Brooklyn	51	60	341	H	Fairleigh Dickinson	72	67								
285	A	Wagner	80	71	335	A	Vermont	82	68								
249	H	Saint Francis (PA)	97	106	236	H	Siena	70	53								
290	H	Robert Morris	59	61	178	A	La Salle	60	71								
161	H	Hofstra	64	62	205	A	Hartford	82	50								
260	A	Rider	58	61	242	H	New Hampshire	53	52								

Non-Div I Games:

Central Conn. St.

■ Loss, 
 ■ Non-Conf, S Site, 
 ■ Home 
 ■ Away 
 N Neutral



Average RPI Win:	238	WON-LOST	WINNING	LAST 10	STRENGTH OF	OPP. STRENGTH	TEAM	ADJ.	CONF.	ADJ CONF.
Average RPI Loss:	180	RECORD	PCT. RANK	GAMES	SCHEDULE	OF SCHEDULE	RPI	RPI	RPI	RPI
DIV. I ONLY	6- 8	220	5- 5	302	227	273	273	21	21	
DIV. I NON-CONF.	3- 6	242	3- 4	339	262	336	336	23	23	
TOTALS	RPI 1-25	RPI 26-50	W-L RECORDS	RPI 51-100	RPI 101-150	RPI 150+				
6- 8	0- 0	0- 0	OVERALL	0- 1	0- 2	6- 5				
5- 2	0- 0	0- 0	HOME	0- 0	0- 0	5- 2				
1- 6	0- 0	0- 0	AWAY	0- 1	0- 2	1- 3				
0- 0	0- 0	0- 0	NEUTRAL	0- 0	0- 0	0- 0				
3- 6	0- 0	0- 0	NON-CONFERENCE	0- 1	0- 0	3- 5				
3- 2	0- 0	0- 0	HOME	0- 0	0- 0	3- 2				
0- 4	0- 0	0- 0	AWAY	0- 1	0- 0	0- 3				
0- 0	0- 0	0- 0	NEUTRAL	0- 0	0- 0	0- 0				
3- 2	0- 0	0- 0	CONFERENCE	0- 0	0- 2	3- 0				
2- 0	0- 0	0- 0	HOME	0- 0	0- 0	2- 0				
1- 2	0- 0	0- 0	AWAY	0- 0	0- 2	1- 0				
0- 0	0- 0	0- 0	NEUTRAL	0- 0	0- 0	0- 0				

RPI 1-25				RPI 26-50				RPI 51-100				RPI 101+				Team's RPI: 273	
RPI	S	Opponent	Score	RPI	S	Opponent	Score	RPI	S	Opponent	Score	RPI	S	Opponent	Score		
								100	A	Portland	71	85	130	A	Fresno St.	63	72
												133	A	Wyoming	48	55	
												168	A	South Dakota	61	74	
												187	H	San Diego St.	73	64	
												189	H	Southern Utah	86	90	
												198	A	Utah St.	71	68	
												206	A	Eastern Wash.	66	81	
												210	H	San Francisco	70	76	
												219	H	Nevada	67	64	
												228	H	Cal St. Fullerton	66	64	
												247	H	Idaho St.	72	70	
												300	A	New Mexico St.	68	98	
												346	H	Utah Valley	63	60	
LAST 12 Division I GAMES:																	
219	H	Nevada	67	64	198	A	Utah St.	71	68								
133	A	Wyoming	48	55	210	H	San Francisco	70	76								
187	H	San Diego St.	73	64	100	A	Portland	71	85								
130	A	Fresno St.	63	72	346	H	Utah Valley	63	60								
228	H	Cal St. Fullerton	66	64	247	H	Idaho St.	72	70								
206	A	Eastern Wash.	66	81	168	A	South Dakota	61	74								

Non-Div I Games: Lewis-Clark St. 76 68 Col. of Idaho 92 56

Boise St.

■ Loss, 
 ■ Non-Conf, S Site, 
 ■ Home 
 ■ Away 
 N Neutral

Average RPI Win:	215	WON-LOST	WINNING	LAST 10	STRENGTH OF	OPP. STRENGTH	TEAM	ADJ.	CONF.	ADJ CONF.
Average RPI Loss:	200	RECORD	PCT. RANK	GAMES	SCHEDULE	OF SCHEDULE	RPI	RPI	RPI	RPI
DIV. I ONLY	7- 10	223	4- 6	290	235	274	274	19	19	
DIV. I NON-CONF.	5- 6	173	3- 3	271	283	231	231	17	17	
TOTALS	RPI 1-25	RPI 26-50	W-L RECORDS	RPI 51-100	RPI 101-150	RPI 150+				
7- 10	0- 0	0- 0	OVERALL	0- 1	1- 2	6- 7				
5- 4	0- 0	0- 0	HOME	0- 0	1- 1	4- 3				
2- 6	0- 0	0- 0	AWAY	0- 1	0- 1	2- 4				
0- 0	0- 0	0- 0	NEUTRAL	0- 0	0- 0	0- 0				
5- 6	0- 0	0- 0	NON-CONFERENCE	0- 1	1- 1	4- 4				
4- 1	0- 0	0- 0	HOME	0- 0	1- 0	3- 1				
1- 5	0- 0	0- 0	AWAY	0- 1	0- 1	1- 3				
0- 0	0- 0	0- 0	NEUTRAL	0- 0	0- 0	0- 0				
2- 4	0- 0	0- 0	CONFERENCE	0- 0	0- 1	2- 3				
1- 3	0- 0	0- 0	HOME	0- 0	0- 1	1- 2				
1- 1	0- 0	0- 0	AWAY	0- 0	0- 0	1- 1				
0- 0	0- 0	0- 0	NEUTRAL	0- 0	0- 0	0- 0				

RPI S	Opponent	Score	RPI S	Opponent	Score	RPI S	Opponent	Score	RPI S	Opponent	Score	Team's RPI: 274
						87	A UT Martin	77 93	107	A Missouri	43 78	
									115	H Ball St.	80 69	
									119	H Indiana St.	46 67	
									159	A UNI	56 64	
									181	H IPFW	80 67	
									209	H Loyola Chicago	75 57	
									218	H Toledo	90 80	
									221	A San Jose St.	84 90	
									224	A Drake	71 67	
									225	H Illinois St.	54 78	
									233	A Austin Peay	65 50	
									250	H Bradley	76 77	
									261	A Saint Louis	49 50	
									284	H Murray St.	50 62	
									286	A Troy	86 94	
									328	H Eastern Ill.	81 46	
LAST 12 Division I GAMES:												
119	H	Indiana St.	46	67	225	H	Illinois St.	54	78			
224	A	Drake	71	67	261	A	Saint Louis	49	50			
159	A	UNI	56	64	286	A	Troy	86	94			
250	H	Bradley	76	77	181	H	IPFW	80	67			
209	H	Loyola Chicago	75	57	87	A	UT Martin	77	93			
218	H	Toledo	90	80	233	A	Austin Peay	65	50			

Non-Div I Games:

Average RPI Win:	269	WON-LOST	WINNING	LAST 10	STRENGTH OF	OPP. STRENGTH	TEAM	ADJ.	CONF.	ADJ CONF.
Average RPI Loss:	195	RECORD	PCT. RANK	GAMES	SCHEDULE	OF SCHEDULE	RPI	RPI	RPI	RPI
DIV. I ONLY	6- 9	232	3- 5	291	299	275	275	20	20	
DIV. I NON-CONF.	5- 7	198	3- 4	296	313	259	259	20	20	
TOTALS	RPI 1-25	RPI 26-50	W-L RECORDS	RPI 51-100	RPI 101-150	RPI 150+				
6- 9	0- 0	0- 1	OVERALL	0- 1	1- 1	5- 6				
2- 5	0- 0	0- 1	HOME	0- 0	0- 0	2- 4				
3- 4	0- 0	0- 0	AWAY	0- 1	0- 1	3- 2				
1- 0	0- 0	0- 0	NEUTRAL	0- 0	1- 0	0- 0				
5- 7	0- 0	0- 0	NON-CONFERENCE	0- 1	1- 1	4- 5				
2- 3	0- 0	0- 0	HOME	0- 0	0- 0	2- 3				
2- 4	0- 0	0- 0	AWAY	0- 1	0- 1	2- 2				
1- 0	0- 0	0- 0	NEUTRAL	0- 0	1- 0	0- 0				
1- 2	0- 0	0- 1	CONFERENCE	0- 0	0- 0	1- 1				
0- 2	0- 0	0- 1	HOME	0- 0	0- 0	0- 1				
1- 0	0- 0	0- 0	AWAY	0- 0	0- 0	1- 0				
0- 0	0- 0	0- 0	NEUTRAL	0- 0	0- 0	0- 0				

RPI S	Opponent	Score	RPI S	Opponent	Score	RPI S	Opponent	Score	RPI S	Opponent	Score	Team's RPI: 275
49	H South Dakota St.	66 67	59	A Oklahoma	80 97	107	A Missouri	60 75	147	N UAB	71 65	
						158	H Fla. Atlantic	77 81	209	H Loyola Chicago	79 89	
						232	A Milwaukee	99 86	256	A A&M-Corpus Christi	60 66	
						261	H Saint Louis	87 85	294	H North Dakota St.	77 83	
						299	H SIU Edwardsville	70 78	308	H Southeast Mo. St.	79 58	
						328	A Eastern Ill.	64 68	330	A UMKC	80 74	
						334	A Neb. Omaha	84 62				
LAST 12 Division I GAMES:												
49	H South Dakota St.	66 67	294	H North Dakota St.	77 83							
334	A Neb. Omaha	84 62	59	A Oklahoma	80 97							
330	A UMKC	80 74	261	H Saint Louis	87 85							
107	A Missouri	60 75	328	A Eastern Ill.	64 68							
299	H SIU Edwardsville	70 78	209	H Loyola Chicago	79 89							
308	H Southeast Mo. St.	79 58	158	H Fla. Atlantic	77 81							

Non-Div I Games: William Woods 98 55 Culver-Stockton 113 38 St. Francis (IL) 121 52

Western Ill.

General Info:				Through Games Of Jan. 19, 1911						
Average RPI Win:	276	WON-LOST	WINNING	LAST 10	STRENGTH OF	OPP. STRENGTH	TEAM	ADJ.	CONF.	ADJ CONF.
Average RPI Loss:	182	RECORD	PCT. RANK	GAMES	SCHEDULE	OF SCHEDULE	RPI	RPI	RPI	RPI
DIV. I ONLY	6- 6	156	2- 5	327	273	276	276	25	25	
DIV. I NON-CONF.	4- 5	187	2- 4	309	291	266	266	25	25	
-----										
TOTALS	RPI 1-25	RPI 26-50		W-L RECORDS		RPI 51-100	RPI 101-150	RPI 150+		
6- 6	0- 0	0- 1		OVERALL		0- 0	0- 2	6- 3		
4- 3	0- 0	0- 0		HOME		0- 0	0- 2	4- 1		
2- 3	0- 0	0- 1		AWAY		0- 0	0- 0	2- 2		
0- 0	0- 0	0- 0		NEUTRAL		0- 0	0- 0	0- 0		
4- 5	0- 0	0- 1		NON-CONFERENCE		0- 0	0- 2	4- 2		
2- 3	0- 0	0- 0		HOME		0- 0	0- 2	2- 1		
2- 2	0- 0	0- 1		AWAY		0- 0	0- 0	2- 1		
0- 0	0- 0	0- 0		NEUTRAL		0- 0	0- 0	0- 0		
2- 1	0- 0	0- 0		CONFERENCE		0- 0	0- 0	2- 1		
2- 0	0- 0	0- 0		HOME		0- 0	0- 0	2- 0		
0- 1	0- 0	0- 0		AWAY		0- 0	0- 0	0- 1		
0- 0	0- 0	0- 0		NEUTRAL		0- 0	0- 0	0- 0		

RPI 1-25				RPI 26-50				RPI 51-100				RPI 101+				Team's RPI: 276	
RPI	S	Opponent	Score	RPI	S	Opponent	Score	RPI	S	Opponent	Score	RPI	S	Opponent	Score		
				35	A	Indiana	53 80					109	H	Southern Miss.	60 71		
												134	H	Arkansas St.	61 73		
												163	A	Ole Miss	66 63		
												233	A	Austin Peay	60 81		
												241	A	Oral Roberts	60 70		
												256	H	A&M-Corpus Christi	66 62		
												281	H	La.-Monroe	63 56		
												292	H	Houston Baptist	67 54		
												325	A	Jacksonville St.	58 54		
												336	H	Alcorn	71 39		
												338	H	Southern Ill.	37 39		
LAST 12 Division I GAMES:																	
				292	H	Houston Baptist	67 54	241	A	Oral Roberts	60 70						
				256	H	A&M-Corpus Christi	66 62	325	A	Jacksonville St.	58 54						
				134	H	Arkansas St.	61 73	281	H	La.-Monroe	63 56						
				109	H	Southern Miss.	60 71	35	A	Indiana	53 80						
				338	H	Southern Ill.	37 39	163	A	Ole Miss	66 63						
				233	A	Austin Peay	60 81	336	H	Alcorn	71 39						

Non-Div I Games:	Philander Smith	85	57		Central Baptist	98	36		Incarnate Word	60	40		Abilene Christian	67	54		Central Ark.
------------------	-----------------	----	----	--	-----------------	----	----	--	----------------	----	----	--	-------------------	----	----	--	--------------

Loss, Non-Conf, S Site, H Home A Away N Neutral

Santa Clara

Through Games Of Jan. 19, 2014

Average RPI Win:	218	WON-LOST	WINNING	LAST 10	STRENGTH OF	OPP. STRENGTH	TEAM	ADJ.	CONF.	ADJ CONF.
Average RPI Loss:	162	RECORD	PCT. RANK	GAMES	SCHEDULE	OF SCHEDULE	RPI	RPI	RPI	RPI
DIV. I ONLY	6- 11	249	5- 5	267	173	277	277	8	8	
DIV. I NON-CONF.	3- 7	259	2- 3	325	286	317	317	8	8	
TOTALS	RPI 1-25	RPI 26-50	W-L RECORDS	RPI 51-100	RPI 101-150	RPI 150+				
6- 11	0- 1	0- 1	OVERALL	1- 1	0- 3	5- 5				
3- 7	0- 1	0- 1	HOME	1- 0	0- 2	2- 3				
3- 3	0- 0	0- 0	AWAY	0- 0	0- 1	3- 2				
0- 1	0- 0	0- 0	NEUTRAL	0- 1	0- 0	0- 0				
3- 7	0- 0	0- 0	NON-CONFERENCE	0- 1	0- 2	3- 4				
1- 4	0- 0	0- 0	HOME	0- 0	0- 1	1- 3				
2- 2	0- 0	0- 0	AWAY	0- 0	0- 1	2- 1				
0- 1	0- 0	0- 0	NEUTRAL	0- 1	0- 0	0- 0				
3- 4	0- 1	0- 1	CONFERENCE	1- 0	0- 1	2- 1				
2- 3	0- 1	0- 1	HOME	1- 0	0- 1	1- 0				
1- 1	0- 0	0- 0	AWAY	0- 0	0- 0	1- 1				
0- 0	0- 0	0- 0	NEUTRAL	0- 0	0- 0	0- 0				

RPI S Opponent	Score	RPI S Opponent	Score	RPI S Opponent	Score	RPI S Opponent	Score	Team's RPI: 277
13 H Gonzaga	61 67	32 H St. Mary's (CA)	70 80	93 N Hampton	48 70	123 H Pacific	68 88	
				100 H Portland	69 62	130 A Fresno St.	49 69	
						146 H UC Davis	70 75	
						180 A Cal St. Northridge	66 61	
						210 H San Francisco	81 72	
						221 H San Jose St.	93 97	
						223 H Georgia St.	87 68	
						234 A UNLV	70 77	
						235 A Pepperdine	93 100	
						246 A Loyola Marymount	69 65	
						263 H UC Riverside	80 90	
						295 H UC Santa Barbara	62 67	
						346 A Utah Valley	64 61	
LAST 12 Division I GAMES:								
100 H Portland	69 62	13 H Gonzaga	61 67					
123 H Pacific	68 88	223 H Georgia St.	87 68					
32 H St. Mary's (CA)	70 80	146 H UC Davis	70 75					
246 A Loyola Marymount	69 65	346 A Utah Valley	64 61					
235 A Pepperdine	93 100	130 A Fresno St.	49 69					
210 H San Francisco	81 72	93 N Hampton	48 70					

Non-Div I Games: San Fran. St. 67 57

Santa Clara

Loss, Non-Conf, S Site, H Home A Away N Neutral

Average RPI Win: <b>296</b>	WON-LOST	WINNING	LAST 10	STRENGTH OF	OPP. STRENGTH	TEAM	ADJ.	CONF.	ADJ CONF.
Average RPI Loss: <b>149</b>	RECORD	PCT. RANK	GAMES	SCHEDULE	OF SCHEDULE	RPI	RPI	RPI	RPI
DIV. I ONLY	7- 10	223	5- 5	320	202	278	278	24	24
DIV. I NON-CONF.	4- 9	255	2- 6	267	215	267	267	24	24
TOTALS	RPI 1-25	RPI 26-50	W-L RECORDS	RPI 51-100	RPI 101-150	RPI 150+			
7- 10	0- 0	0- 1	OVERALL	0- 1	0- 4	7- 4			
4- 2	0- 0	0- 0	HOME	0- 0	0- 0	4- 2			
2- 6	0- 0	0- 1	AWAY	0- 1	0- 2	2- 2			
1- 2	0- 0	0- 0	NEUTRAL	0- 0	0- 2	1- 0			
4- 9	0- 0	0- 1	NON-CONFERENCE	0- 1	0- 4	4- 3			
2- 1	0- 0	0- 0	HOME	0- 0	0- 0	2- 1			
1- 6	0- 0	0- 1	AWAY	0- 1	0- 2	1- 2			
1- 2	0- 0	0- 0	NEUTRAL	0- 0	0- 2	1- 0			
3- 1	0- 0	0- 0	CONFERENCE	0- 0	0- 0	3- 1			
2- 1	0- 0	0- 0	HOME	0- 0	0- 0	2- 1			
1- 0	0- 0	0- 0	AWAY	0- 0	0- 0	1- 0			
0- 0	0- 0	0- 0	NEUTRAL	0- 0	0- 0	0- 0			

RPI S	Opponent	Score	RPI S	Opponent	Score	RPI S	Opponent	Score	RPI S	Opponent	Score	Team's RPI: 278
			42 A	Temple	58 83	55 A	Rutgers	38 69	118 N	Col. of Charleston	68 79	
									120 A	Virginia Tech	32 84	
									137 N	Delaware	44 69	
									139 A	UCF	45 65	
									164 H	Savannah St.	49 65	
									215 H	Cornell	58 70	
									242 A	New Hampshire	45 40	
									249 A	Saint Francis (PA)	85 86	
									253 A	Loyola Maryland	62 72	
									264 H	Jackson St.	83 63	
									268 H	Delaware St.	70 64	
									315 A	Morgan St.	71 66	
									316 H	NJIT	80 73	
									331 H	UMES	77 75	
									337 N	Wofford	63 55	
LAST 12 Division I GAMES:												
			164 H	Savannah St.	49 65	331 H	UMES	77 75				
			215 H	Cornell	58 70	42 A	Temple	58 83				
			315 A	Morgan St.	71 66	242 A	New Hampshire	45 40				
			268 H	Delaware St.	70 64	137 N	Delaware	44 69				
			337 N	Wofford	63 55	139 A	UCF	45 65				
			118 N	Col. of Charleston	68 79	249 A	Saint Francis (PA)	85 86				

Non-Div I Games:

Howard

■ Loss, 
 ■ Non-Conf, 
 S Site, 
 ■ Home 
 ■ Away 
 N Neutral

## Niagara

Through Games Of Jan. 19, 2014

Average RPI Win:	296	WON-LOST	WINNING	LAST 10	STRENGTH OF	OPP. STRENGTH	TEAM	ADJ.	CONF.	ADJ CONF.
Average RPI Loss:	137	RECORD	PCT. RANK	GAMES	SCHEDULE	OF SCHEDULE	RPI	RPI	RPI	RPI
DIV. I ONLY	5- 12	270	3- 7	222	198	279	279	18	18	
DIV. I NON-CONF.	2- 7	289	1- 3	187	229	296	296	16	16	
TOTALS	RPI 1-25	RPI 26-50	W-L RECORDS	RPI 51-100	RPI 101-150	RPI 150+				
5- 12	0- 1	0- 3	OVERALL	0- 2	0- 2	5- 4				
4- 4	0- 0	0- 2	HOME	0- 0	0- 1	4- 1				
1- 8	0- 1	0- 1	AWAY	0- 2	0- 1	1- 3				
0- 0	0- 0	0- 0	NEUTRAL	0- 0	0- 0	0- 0				
2- 7	0- 1	0- 1	NON-CONFERENCE	0- 1	0- 1	2- 3				
2- 2	0- 0	0- 0	HOME	0- 0	0- 1	2- 1				
0- 5	0- 1	0- 1	AWAY	0- 1	0- 0	0- 2				
0- 0	0- 0	0- 0	NEUTRAL	0- 0	0- 0	0- 0				
3- 5	0- 0	0- 2	CONFERENCE	0- 1	0- 1	3- 1				
2- 2	0- 0	0- 2	HOME	0- 0	0- 0	2- 0				
1- 3	0- 0	0- 0	AWAY	0- 1	0- 1	1- 1				
0- 0	0- 0	0- 0	NEUTRAL	0- 0	0- 0	0- 0				

RPI 1-25				RPI 26-50				RPI 51-100				RPI 101+ Team's RPI: 279			
RPI	S	Opponent	Score	RPI	S	Opponent	Score	RPI	S	Opponent	Score	RPI	S	Opponent	Score
16	A	Syracuse	44 80	41	H	Marist	59 74	70	A	Quinnipiac	61 84	138	A	Fairfield	77 81
				47	A	Bowling Green	58 90	86	A	St. Bonaventure	57 73	149	H	Buffalo	70 78
				50	H	Iona	84 94					200	H	Lehigh	73 93
												208	A	Oakland	57 71
												236	A	Siena	76 72
												290	H	Robert Morris	81 70
												306	H	Binghamton	69 53
												310	A	Kent St.	46 69
												322	H	Monmouth	48 45
												326	A	Saint Peter's	55 67
												326	H	Saint Peter's	78 46
LAST 12 Division I GAMES:															
				41	H	Marist	59 74	322	H	Monmouth	48 45				
				326	A	Saint Peter's	55 67	70	A	Quinnipiac	61 84				
				236	A	Siena	76 72	149	H	Buffalo	70 78				
				50	H	Iona	84 94	16	A	Syracuse	44 80				
				326	H	Saint Peter's	78 46	290	H	Robert Morris	81 70				
				138	A	Fairfield	77 81	310	A	Kent St.	46 69				

Non-Div I Games:

Niagara

■ Loss, 
■ Non-Conf, S Site, 
■ Home 
■ Away 
N Neutral

Average RPI Win:	204	WON-LOST	WINNING	LAST 10	STRENGTH OF	OPP. STRENGTH	TEAM	ADJ.	CONF.	ADJ CONF.
Average RPI Loss:	157	RECORD	PCT. RANK	GAMES	SCHEDULE	OF SCHEDULE	RPI	RPI	RPI	RPI
DIV. I ONLY	2- 13	328	2- 8	55	339	280	280	24	24	
DIV. I NON-CONF.	1- 9	326	1- 5	56	338	286	286	24	24	
TOTALS	RPI 1-25	RPI 26-50	W-L RECORDS	RPI 51-100	RPI 101-150	RPI 150+				
2- 13	0- 0	0- 0	OVERALL	0- 6	0- 1	2- 6				
2- 3	0- 0	0- 0	HOME	0- 3	0- 0	2- 0				
0- 7	0- 0	0- 0	AWAY	0- 3	0- 0	0- 4				
0- 3	0- 0	0- 0	NEUTRAL	0- 0	0- 1	0- 2				
1- 9	0- 0	0- 0	NON-CONFERENCE	0- 4	0- 1	1- 4				
1- 2	0- 0	0- 0	HOME	0- 2	0- 0	1- 0				
0- 4	0- 0	0- 0	AWAY	0- 2	0- 0	0- 2				
0- 3	0- 0	0- 0	NEUTRAL	0- 0	0- 1	0- 2				
1- 4	0- 0	0- 0	CONFERENCE	0- 2	0- 0	1- 2				
1- 1	0- 0	0- 0	HOME	0- 1	0- 0	1- 0				
0- 3	0- 0	0- 0	AWAY	0- 1	0- 0	0- 2				
0- 0	0- 0	0- 0	NEUTRAL	0- 0	0- 0	0- 0				

RPI 1-25				RPI 26-50				RPI 51-100				RPI 101+				Team's RPI: 280	
RPI	S	Opponent	Score	RPI	S	Opponent	Score	RPI	S	Opponent	Score	RPI	S	Opponent	Score		
								71	H	Stetson	63	77	141	N	Grand Canyon	45	57
								76	A	FGCU	38	71	158	A	Fla. Atlantic	65	81
								79	H	N.C. A&T	55	69	164	A	Savannah St.	54	58
								80	A	Florida	65	93	197	H	N.C. Central	67	52
								81	H	East Carolina	49	58	211	H	Jacksonville	57	49
								93	A	Hampton	35	43	248	A	North Texas	49	82
													255	N	Nicholls St.	56	73
													284	N	Murray St.	70	81
													305	A	Norfolk St.	61	74
LAST 12 Division I GAMES:																	
				197	H	N.C. Central	67	52					164	A	Savannah St.	54	58
				79	H	N.C. A&T	55	69					211	H	Jacksonville	57	49
				158	A	Fla. Atlantic	65	81					93	A	Hampton	35	43
				81	H	East Carolina	49	58					305	A	Norfolk St.	61	74
				284	N	Murray St.	70	81					248	A	North Texas	49	82
				255	N	Nicholls St.	56	73					141	N	Grand Canyon	45	57

Non-Div I Games: Edward Waters 63 53 St. Thomas (FL) 69 64

Bethune-Cookman

Loss, Non-Conf, S Site, H Home A Away N Neutral



Average RPI Win:	<b>272</b>	WON-LOST	WINNING	LAST 10	STRENGTH OF	OPP. STRENGTH	TEAM	ADJ.	CONF.	ADJ CONF.
Average RPI Loss:	<b>172</b>	RECORD	PCT. RANK	GAMES	SCHEDULE	OF SCHEDULE	RPI	RPI	RPI	RPI
DIV. I ONLY	<b>6- 10</b>	<b>243</b>	<b>4- 6</b>	<b>294</b>	<b>221</b>	<b>281</b>	<b>281</b>	<b>26</b>	<b>26</b>	
DIV. I NON-CONF.	<b>3- 8</b>	<b>268</b>	<b>2- 5</b>	<b>198</b>	<b>180</b>	<b>291</b>	<b>291</b>	<b>26</b>	<b>26</b>	
TOTALS	RPI 1-25	RPI 26-50	W-L RECORDS	RPI 51-100	RPI 101-150	RPI 150+				
6- 10	0- 0	0- 1	OVERALL	0- 2	0- 2	6- 5				
4- 2	0- 0	0- 0	HOME	0- 0	0- 1	4- 1				
2- 5	0- 0	0- 0	AWAY	0- 1	0- 0	2- 4				
0- 3	0- 0	0- 1	NEUTRAL	0- 1	0- 1	0- 0				
3- 8	0- 0	0- 1	NON-CONFERENCE	0- 2	0- 2	3- 3				
3- 1	0- 0	0- 0	HOME	0- 0	0- 1	3- 0				
0- 4	0- 0	0- 0	AWAY	0- 1	0- 0	0- 3				
0- 3	0- 0	0- 1	NEUTRAL	0- 1	0- 1	0- 0				
3- 2	0- 0	0- 0	CONFERENCE	0- 0	0- 0	3- 2				
1- 1	0- 0	0- 0	HOME	0- 0	0- 0	1- 1				
2- 1	0- 0	0- 0	AWAY	0- 0	0- 0	2- 1				
0- 0	0- 0	0- 0	NEUTRAL	0- 0	0- 0	0- 0				

RPI 1-25				RPI 26-50				RPI 51-100				RPI 101+ Team's RPI: 281			
RPI	S	Opponent	Score	RPI	S	Opponent	Score	RPI	S	Opponent	Score	RPI	S	Opponent	Score
				45	N	DePaul	57 79	82	A	TCU	47 86	124	N	Pittsburgh	61 76
								95	N	Washington	77 81	141	H	Grand Canyon	72 82
												163	A	Ole Miss	72 78
												192	H	Stephen F. Austin	85 83
												202	A	McNeese St.	63 78
												226	H	Southeastern La.	87 77
												257	H	Texas St.	78 52
												276	A	Central Ark.	56 63
												286	A	Troy	83 72
												287	H	La.-Lafayette	49 68
												303	A	South Ala.	70 72
												332	A	Texas-Arlington	84 67
												336	H	Alcorn	92 54
LAST 12 Division I GAMES:															
				286	A	Troy	83 72	303	A	South Ala.	70 72				
				257	H	Texas St.	78 52	95	N	Washington	77 81				
				332	A	Texas-Arlington	84 67	336	H	Alcorn	92 54				
				287	H	La.-Lafayette	49 68	141	H	Grand Canyon	72 82				
				45	N	DePaul	57 79	202	A	McNeese St.	63 78				
				124	N	Pittsburgh	61 76	192	H	Stephen F. Austin	85 83				

Non-Div I Games: Louisiana Col. 92 52

La.-Monroe



## UNC Wilmington

Through Games Of Jan. 19, 2014

Average RPI Win:	209	WON-LOST	WINNING	LAST 10	STRENGTH OF	OPP. STRENGTH	TEAM	ADJ.	CONF.	ADJ CONF.
Average RPI Loss:	131	RECORD	PCT. RANK	GAMES	SCHEDULE	OF SCHEDULE	RPI	RPI	RPI	RPI
DIV. I ONLY	2- 16	335	1- 9	100	137	283	283	12	12	
DIV. I NON-CONF.	1- 13	337	0- 8	76	132	288	288	11	11	
TOTALS	RPI 1-25	RPI 26-50	W-L RECORDS	RPI 51-100	RPI 101-150	RPI 150+				
2- 16	0- 1	0- 2	OVERALL	0- 1	0- 5	2- 7				
1- 7	0- 0	0- 0	HOME	0- 0	0- 1	1- 6				
1- 6	0- 1	0- 0	AWAY	0- 0	0- 4	1- 1				
0- 3	0- 0	0- 2	NEUTRAL	0- 1	0- 0	0- 0				
1- 13	0- 1	0- 2	NON-CONFERENCE	0- 1	0- 4	1- 5				
1- 5	0- 0	0- 0	HOME	0- 0	0- 1	1- 4				
0- 5	0- 1	0- 0	AWAY	0- 0	0- 3	0- 1				
0- 3	0- 0	0- 2	NEUTRAL	0- 1	0- 0	0- 0				
1- 3	0- 0	0- 0	CONFERENCE	0- 0	0- 1	1- 2				
0- 2	0- 0	0- 0	HOME	0- 0	0- 0	0- 2				
1- 1	0- 0	0- 0	AWAY	0- 0	0- 1	1- 0				
0- 0	0- 0	0- 0	NEUTRAL	0- 0	0- 0	0- 0				

RPI 1-25				RPI 26-50				RPI 51-100				RPI 101+ Team's RPI: 283			
RPI	S	Opponent	Score	RPI	S	Opponent	Score	RPI	S	Opponent	Score	RPI	S	Opponent	Score
6	A	Notre Dame	50 99	37	N	Iowa	65 102	66	N	Boston College	54 75	105	H	Tulane	50 55
				40	N	Southern California	59 85					108	A	Charlotte	57 78
												137	A	Delaware	44 65
												142	A	Richmond	49 64
												144	A	Wake Forest	44 68
												153	H	Liberty	55 64
												158	H	Fla. Atlantic	64 81
												161	H	Hofstra	55 64
												167	H	Northeastern	50 64
												169	H	Elon	64 75
												196	H	Northern Ky.	65 62
												222	A	Towson	54 53
												239	A	Campbell	53 67
												267	H	Appalachian St.	47 54
LAST 12 Division I GAMES:															
137	A	Delaware	44 65	222	A	Towson	54 53								
161	H	Hofstra	55 64	153	H	Liberty	55 64								
167	H	Northeastern	50 64	144	A	Wake Forest	44 68								
108	A	Charlotte	57 78	142	A	Richmond	49 64								
267	H	Appalachian St.	47 54	37	N	Iowa	65 102								
158	H	Fla. Atlantic	64 81	40	N	Southern California	59 85								

Non-Div I Games:

UNC Wilmington

■ Loss, 
■ Non-Conf, S Site, 
■ Home 
■ Away 
N Neutral

Average RPI Win:	288	WON-LOST	WINNING	LAST 10	STRENGTH OF	OPP. STRENGTH	TEAM	ADJ.	CONF.	ADJ CONF.
Average RPI Loss:	186	RECORD	PCT. RANK	GAMES	SCHEDULE	OF SCHEDULE	RPI	RPI	RPI	RPI
DIV. I ONLY	7- 9	201	3- 7	335	264	284	284	29	29	
DIV. I NON-CONF.	6- 5	137	4- 3	338	273	248	248	29	29	
TOTALS	RPI 1-25	RPI 26-50	W-L RECORDS	RPI 51-100	RPI 101-150	RPI 150+				
7- 9	0- 0	0- 0	OVERALL	0- 2	0- 2	7- 5				
4- 2	0- 0	0- 0	HOME	0- 1	0- 1	4- 0				
2- 7	0- 0	0- 0	AWAY	0- 1	0- 1	2- 5				
1- 0	0- 0	0- 0	NEUTRAL	0- 0	0- 0	1- 0				
6- 5	0- 0	0- 0	NON-CONFERENCE	0- 1	0- 2	6- 2				
3- 1	0- 0	0- 0	HOME	0- 0	0- 1	3- 0				
2- 4	0- 0	0- 0	AWAY	0- 1	0- 1	2- 2				
1- 0	0- 0	0- 0	NEUTRAL	0- 0	0- 0	1- 0				
1- 4	0- 0	0- 0	CONFERENCE	0- 1	0- 0	1- 3				
1- 1	0- 0	0- 0	HOME	0- 1	0- 0	1- 0				
0- 3	0- 0	0- 0	AWAY	0- 0	0- 0	0- 3				
0- 0	0- 0	0- 0	NEUTRAL	0- 0	0- 0	0- 0				

RPI S	Opponent	Score	RPI S	Opponent	Score	RPI S	Opponent	Score	RPI S	Opponent	Score	Team's RPI: 284
						71	A Stetson	72 103	110	H Wright St.	69 95	
						87	H UT Martin	87 88	132	A Western Ky.	63 86	
									166	A Xavier	66 70	
									229	A Belmont	57 67	
									233	H Austin Peay	76 68	
									237	A Eastern Ky.	72 86	
									261	H Saint Louis	83 64	
									274	A Evansville	62 50	
									280	N Bethune-Cookman	81 70	
									299	A SIU Edwardsville	67 71	
									313	H Kennesaw St.	72 66	
									314	A Lipscomb	86 79	
									339	H New Orleans	88 47	
									343	A Alabama A&M	62 69	
LAST 12 Division I GAMES:												
229	A Belmont	57 67	299	A SIU Edwardsville	67 71							
233	H Austin Peay	76 68	343	A Alabama A&M	62 69							
87	H UT Martin	87 88	339	H New Orleans	88 47							
237	A Eastern Ky.	72 86	166	A Xavier	66 70							
280	N Bethune-Cookman	81 70	314	A Lipscomb	86 79							
71	A Stetson	72 103	313	H Kennesaw St.	72 66							

Non-Div I Games: Robert Morris-S'fiel01 44

Murray St.

Average RPI Win: <b>273</b>	WON-LOST	WINNING	LAST 10	STRENGTH OF	OPP. STRENGTH	TEAM	ADJ.	CONF.	ADJ CONF.
Average RPI Loss: <b>175</b>	RECORD	PCT. RANK	GAMES	SCHEDULE	OF SCHEDULE	RPI	RPI	RPI	RPI
DIV. I ONLY	3- 13	316	2- 8	107	322	285	285	27	27
DIV. I NON-CONF.	1- 10	331	0- 6	53	311	255	255	27	27
TOTALS	RPI 1-25	RPI 26-50	W-L RECORDS	RPI 51-100	RPI 101-150	RPI 150+			
3- 13	0- 1	0- 1	OVERALL	0- 2	0- 2	3- 8			
2- 6	0- 1	0- 0	HOME	0- 1	0- 1	2- 3			
1- 6	0- 0	0- 1	AWAY	0- 1	0- 1	1- 4			
0- 1	0- 0	0- 0	NEUTRAL	0- 0	0- 0	0- 1			
1- 10	0- 1	0- 1	NON-CONFERENCE	0- 2	0- 2	1- 4			
0- 4	0- 1	0- 0	HOME	0- 1	0- 1	0- 1			
1- 5	0- 0	0- 1	AWAY	0- 1	0- 1	1- 2			
0- 1	0- 0	0- 0	NEUTRAL	0- 0	0- 0	0- 1			
2- 4	0- 0	0- 0	CONFERENCE	0- 0	0- 0	2- 4			
2- 2	0- 0	0- 0	HOME	0- 0	0- 0	2- 2			
0- 2	0- 0	0- 0	AWAY	0- 0	0- 0	0- 2			
0- 0	0- 0	0- 0	NEUTRAL	0- 0	0- 0	0- 0			

RPI 1-25				RPI 26-50				RPI 51-100				RPI 101+ Team's RPI: 285			
RPI	S	Opponent	Score	RPI	S	Opponent	Score	RPI	S	Opponent	Score	RPI	S	Opponent	Score
17	H	Kentucky	57 <b>96</b>	50	A	Iona	59 <b>74</b>	55	A	Rutgers	53 <b>83</b>	124	H	Pittsburgh	55 <b>69</b>
								98	H	VCU	61 <b>87</b>	127	A	Seton Hall	61 <b>86</b>
												157	N	Eastern Mich.	56 <b>69</b>
												172	A	Mt. St. Mary's	78 <b>89</b>
												176	H	Sacred Heart	79 70
												177	A	Stony Brook	51 <b>70</b>
												262	H	Bryant	63 <b>80</b>
												272	H	Central Conn. St.	71 <b>80</b>
												290	A	Robert Morris	63 <b>74</b>
												316	A	NJIT	52 <b>58</b>
												320	H	LIU Brooklyn	71 65
												322	A	Monmouth	70 57
												335	H	Vermont	70 <b>80</b>
LAST 12 Division I GAMES:															
172	A	Mt. St. Mary's	78 <b>89</b>	290	A	Robert Morris	63 <b>74</b>								
176	H	Sacred Heart	79 70	177	A	Stony Brook	51 <b>70</b>								
272	H	Central Conn. St.	71 <b>80</b>	157	N	Eastern Mich.	56 <b>69</b>								
262	H	Bryant	63 <b>80</b>	55	A	Rutgers	53 <b>83</b>								
320	H	LIU Brooklyn	71 65	124	H	Pittsburgh	55 <b>69</b>								
316	A	NJIT	52 <b>58</b>	98	H	VCU	61 <b>87</b>								

Non-Div I Games:

Wagner

■ Loss, 
 ■ Non-Conf, 
 S Site, 
 ■ Home 
 ■ Away 
 N Neutral

Average RPI Win:	268	WON-LOST	WINNING	LAST 10	STRENGTH OF	OPP. STRENGTH	TEAM	ADJ.	CONF.	ADJ CONF.
Average RPI Loss:	172	RECORD	PCT. RANK	GAMES	SCHEDULE	OF SCHEDULE	RPI	RPI	RPI	RPI
DIV. I ONLY	4- 12	296	2- 8	157	312	286	286	26	26	
DIV. I NON-CONF.	3- 7	259	1- 5	168	266	251	251	26	26	
TOTALS	RPI 1-25	RPI 26-50	W-L RECORDS	RPI 51-100	RPI 101-150	RPI 150+				
4- 12	0- 1	0- 0	OVERALL	0- 1	0- 3	4- 7				
3- 5	0- 0	0- 0	HOME	0- 1	0- 1	3- 3				
1- 7	0- 1	0- 0	AWAY	0- 0	0- 2	1- 4				
0- 0	0- 0	0- 0	NEUTRAL	0- 0	0- 0	0- 0				
3- 7	0- 1	0- 0	NON-CONFERENCE	0- 1	0- 1	3- 4				
2- 3	0- 0	0- 0	HOME	0- 1	0- 0	2- 2				
1- 4	0- 1	0- 0	AWAY	0- 0	0- 1	1- 2				
0- 0	0- 0	0- 0	NEUTRAL	0- 0	0- 0	0- 0				
1- 5	0- 0	0- 0	CONFERENCE	0- 0	0- 2	1- 3				
1- 2	0- 0	0- 0	HOME	0- 0	0- 1	1- 1				
0- 3	0- 0	0- 0	AWAY	0- 0	0- 1	0- 2				
0- 0	0- 0	0- 0	NEUTRAL	0- 0	0- 0	0- 0				

RPI 1-25				RPI 26-50				RPI 51-100				RPI 101+ Team's RPI: 286			
RPI	S	Opponent	Score	RPI	S	Opponent	Score	RPI	S	Opponent	Score	RPI	S	Opponent	Score
8	A	Tennessee	64 103					80	H	Florida	74 104	125	A	Alabama	105 113
												132	H	Western Ky.	69 86
												134	A	Arkansas St.	65 74
												164	A	Savannah St.	84 93
												188	A	UALR	52 69
												203	H	Florida A&M	100 88
												211	H	Jacksonville	67 82
												216	A	Mercer	81 86
												223	A	Georgia St.	77 85
												274	H	Evansville	94 86
												281	H	La.-Monroe	72 83
												287	H	La.-Lafayette	87 75
												307	H	Tennessee St.	71 77
												309	A	Alabama St.	77 67
LAST 12 Division I GAMES:															
281	H	La.-Monroe	72 83	287	H	La.-Lafayette	87 75								
188	A	UALR	52 69	125	A	Alabama	105 113								
134	A	Arkansas St.	65 74	8	A	Tennessee	64 103								
132	H	Western Ky.	69 86	274	H	Evansville	94 86								
223	A	Georgia St.	77 85	80	H	Florida	74 104								
164	A	Savannah St.	84 93	211	H	Jacksonville	67 82								

Non-Div I Games: Ala.-Huntsville 118 103

Troy

## La.-Lafayette

Through Games Of Jan. 19, 2014

Average RPI Win:	302	WON-LOST	WINNING	LAST 10	STRENGTH OF	OPP. STRENGTH	TEAM	ADJ.	CONF.	ADJ CONF.
Average RPI Loss:	196	RECORD	PCT. RANK	GAMES	SCHEDULE	OF SCHEDULE	RPI	RPI	RPI	RPI
DIV. I ONLY	8- 6	122	6- 4	347	230	287	287	26	26	
DIV. I NON-CONF.	5- 4	132	4- 2	344	242	265	265	26	26	
TOTALS	RPI 1-25	RPI 26-50	W-L RECORDS	RPI 51-100	RPI 101-150	RPI 150+				
8- 6	0- 0	0- 0	OVERALL	0- 1	0- 0	8- 5				
4- 2	0- 0	0- 0	HOME	0- 0	0- 0	4- 2				
4- 4	0- 0	0- 0	AWAY	0- 1	0- 0	4- 3				
0- 0	0- 0	0- 0	NEUTRAL	0- 0	0- 0	0- 0				
5- 4	0- 0	0- 0	NON-CONFERENCE	0- 1	0- 0	5- 3				
3- 1	0- 0	0- 0	HOME	0- 0	0- 0	3- 1				
2- 3	0- 0	0- 0	AWAY	0- 1	0- 0	2- 2				
0- 0	0- 0	0- 0	NEUTRAL	0- 0	0- 0	0- 0				
3- 2	0- 0	0- 0	CONFERENCE	0- 0	0- 0	3- 2				
1- 1	0- 0	0- 0	HOME	0- 0	0- 0	1- 1				
2- 1	0- 0	0- 0	AWAY	0- 0	0- 0	2- 1				
0- 0	0- 0	0- 0	NEUTRAL	0- 0	0- 0	0- 0				

RPI 1-25				RPI 26-50				RPI 51-100				RPI 101+				Team's RPI: 287	
RPI	S	Opponent	Score	RPI	S	Opponent	Score	RPI	S	Opponent	Score	RPI	S	Opponent	Score		
								69	A	Mississippi St.	51	78	174	H	Lamar	60	68
												175	A	Sam Houston St.	73	83	
												214	A	Louisiana Tech	44	51	
												226	H	Southeastern La.	66	53	
												257	H	Texas St.	53	65	
												264	A	Jackson St.	81	64	
												281	A	La.-Monroe	68	49	
												286	A	Troy	75	87	
												303	A	South Ala.	65	60	
												332	H	Texas-Arlington	66	64	
												334	H	Neb. Omaha	80	68	
												336	H	Alcorn	63	50	
												339	A	New Orleans	71	42	
LAST 12 Division I GAMES:																	
303	A	South Ala.	65	60	286	A	Troy	75	87								
332	H	Texas-Arlington	66	64	339	A	New Orleans	71	42								
257	H	Texas St.	53	65	214	A	Louisiana Tech	44	51								
281	A	La.-Monroe	68	49	69	A	Mississippi St.	51	78								
226	H	Southeastern La.	66	53	264	A	Jackson St.	81	64								
336	H	Alcorn	63	50	174	H	Lamar	60	68								

Non-Div I Games: Xavier (LA) 62 54 Southern-N.O. 72 62

La.-Lafayette

■ Loss, 
 ■ Non-Conf, S Site, 
 ■ Home 
 ■ Away 
 N Neutral

Average RPI Win:	296	WON-LOST	WINNING	LAST 10	STRENGTH OF	OPP. STRENGTH	TEAM	ADJ.	CONF.	ADJ CONF.
Average RPI Loss:	145	RECORD	PCT. RANK	GAMES	SCHEDULE	OF SCHEDULE	RPI	RPI	RPI	RPI
DIV. I ONLY	4- 12	296	3- 7	211	236	288	288	18	18	
DIV. I NON-CONF.	1- 8	318	0- 5	200	285	313	313	16	16	
TOTALS	RPI 1-25	RPI 26-50	W-L RECORDS	RPI 51-100	RPI 101-150	RPI 150+				
4- 12	0- 0	0- 1	OVERALL	0- 4	0- 2	4- 5				
2- 6	0- 0	0- 0	HOME	0- 1	0- 2	2- 3				
2- 6	0- 0	0- 1	AWAY	0- 3	0- 0	2- 2				
0- 0	0- 0	0- 0	NEUTRAL	0- 0	0- 0	0- 0				
1- 8	0- 0	0- 0	NON-CONFERENCE	0- 3	0- 1	1- 4				
0- 4	0- 0	0- 0	HOME	0- 1	0- 1	0- 2				
1- 4	0- 0	0- 0	AWAY	0- 2	0- 0	1- 2				
0- 0	0- 0	0- 0	NEUTRAL	0- 0	0- 0	0- 0				
3- 4	0- 0	0- 1	CONFERENCE	0- 1	0- 1	3- 1				
2- 2	0- 0	0- 0	HOME	0- 0	0- 1	2- 1				
1- 2	0- 0	0- 1	AWAY	0- 1	0- 0	1- 0				
0- 0	0- 0	0- 0	NEUTRAL	0- 0	0- 0	0- 0				

RPI 1-25			RPI 26-50			RPI 51-100			RPI 101+			Team's RPI: 288
RPI	S	Opponent	Score	RPI	S	Opponent	Score	RPI	S	Opponent	Score	
				41	A	Marist	46 70	56	H	Fordham	46 71	136 H Holy Cross 58 74
								70	A	Quinnipiac	74 77	138 H Fairfield 49 58
								94	A	Army	52 66	178 H La Salle 62 72
								98	A	VCU	64 85	208 A Oakland 61 75
												222 A Towson 43 63
												236 H Siena 58 82
												259 H Canisius 72 56
												260 A Rider 50 47
												268 H Delaware St. 69 80
												322 H Monmouth 65 59
												341 A Fairleigh Dickinson 73 63
LAST 12 Division I GAMES:												
70	A	Quinnipiac	74 77	260	A	Rider	50 47					
138	H	Fairfield	49 58	56	H	Fordham	46 71					
236	H	Siena	58 82	98	A	VCU	64 85					
41	A	Marist	46 70	208	A	Oakland	61 75					
322	H	Monmouth	65 59	136	H	Holy Cross	58 74					
259	H	Canisius	72 56	268	H	Delaware St.	69 80					

Non-Div I Games:

Manhattan



Average RPI Win:	299	WON-LOST	WINNING	LAST 10	STRENGTH OF	OPP. STRENGTH	TEAM	ADJ.	CONF.	ADJ CONF.
Average RPI Loss:	134	RECORD	PCT. RANK	GAMES	SCHEDULE	OF SCHEDULE	RPI	RPI	RPI	RPI
DIV. I ONLY	3- 12	312	3- 7	142	233	289	289	12	12	
DIV. I NON-CONF.	3- 9	278	3- 6	178	269	276	276	11	11	
TOTALS	RPI 1-25	RPI 26-50	W-L RECORDS	RPI 51-100	RPI 101-150	RPI 150+				
3- 12	0- 0	0- 1	OVERALL	0- 3	0- 4	3- 4				
1- 6	0- 0	0- 0	HOME	0- 2	0- 1	1- 3				
0- 5	0- 0	0- 1	AWAY	0- 1	0- 2	0- 1				
2- 1	0- 0	0- 0	NEUTRAL	0- 0	0- 1	2- 0				
3- 9	0- 0	0- 1	NON-CONFERENCE	0- 2	0- 2	3- 4				
1- 4	0- 0	0- 0	HOME	0- 1	0- 0	1- 3				
0- 4	0- 0	0- 1	AWAY	0- 1	0- 1	0- 1				
2- 1	0- 0	0- 0	NEUTRAL	0- 0	0- 1	2- 0				
0- 3	0- 0	0- 0	CONFERENCE	0- 1	0- 2	0- 0				
0- 2	0- 0	0- 0	HOME	0- 1	0- 1	0- 0				
0- 1	0- 0	0- 0	AWAY	0- 0	0- 1	0- 0				
0- 0	0- 0	0- 0	NEUTRAL	0- 0	0- 0	0- 0				

RPI 1-25				RPI 26-50				RPI 51-100				RPI 101+				Team's RPI: 289	
RPI	S	Opponent	Score	RPI	S	Opponent	Score	RPI	S	Opponent	Score	RPI	S	Opponent	Score		
				28	A	Iowa St.	65 85	79	H	N.C. A&T	58 60	118	A	Col. of Charleston	65 101		
								81	A	East Carolina	57 69	121	N	Green Bay	44 90		
								83	H	Drexel	49 89	122	A	Winthrop	71 84		
												137	H	Delaware	39 57		
												160	H	Old Dominion	49 60		
												178	H	La Salle	59 73		
												184	H	High Point	60 61		
												261	N	Saint Louis	66 56		
												291	N	Massachusetts	96 88		
												317	A	Longwood	52 59		
												344	H	Radford	67 53		
LAST 12 Division I GAMES:																	
				118	A	Col. of Charleston	65 101	83	H	Drexel	49 89						
				137	H	Delaware	39 57	344	H	Radford	67 53						
				79	H	N.C. A&T	58 60	178	H	La Salle	59 73						
				28	A	Iowa St.	65 85	291	N	Massachusetts	96 88						
				261	N	Saint Louis	66 56	121	N	Green Bay	44 90						
				160	H	Old Dominion	49 60	122	A	Winthrop	71 84						

Non-Div I Games:

William &amp; Mary

■ Loss, 
■ Non-Conf, 
■ S Site, 
■ H Home 
■ A Away 
N Neutral

Average RPI Win:	277	WON-LOST	WINNING	LAST 10	STRENGTH OF	OPP. STRENGTH	TEAM	ADJ.	CONF.	ADJ CONF.
Average RPI Loss:	164	RECORD	PCT. RANK	GAMES	SCHEDULE	OF SCHEDULE	RPI	RPI	RPI	RPI
DIV. I ONLY	8- 8	156	6- 4	318	268	290	290	27	27	
DIV. I NON-CONF.	4- 7	229	1- 5	313	213	320	320	27	27	
TOTALS	RPI 1-25	RPI 26-50	W-L RECORDS	RPI 51-100	RPI 101-150	RPI 150+				
8- 8	0- 0	0- 0	OVERALL	0- 1	0- 2	9- 5				
7- 4	0- 0	0- 0	HOME	0- 0	0- 1	8- 3				
1- 4	0- 0	0- 0	AWAY	0- 1	0- 1	1- 2				
0- 0	0- 0	0- 0	NEUTRAL	0- 0	0- 0	0- 0				
4- 7	0- 0	0- 0	NON-CONFERENCE	0- 1	0- 2	4- 4				
4- 4	0- 0	0- 0	HOME	0- 0	0- 1	4- 3				
0- 3	0- 0	0- 0	AWAY	0- 1	0- 1	0- 1				
0- 0	0- 0	0- 0	NEUTRAL	0- 0	0- 0	0- 0				
5- 1	0- 0	0- 0	CONFERENCE	0- 0	0- 0	5- 1				
4- 0	0- 0	0- 0	HOME	0- 0	0- 0	4- 0				
1- 1	0- 0	0- 0	AWAY	0- 0	0- 0	1- 1				
0- 0	0- 0	0- 0	NEUTRAL	0- 0	0- 0	0- 0				

RPI 1-25			RPI 26-50			RPI 51-100			RPI 101+ Team's RPI: 290		
RPI	S	Opponent	Score	RPI	S	Opponent	Score	RPI	S	Opponent	Score
						88 A Duquesne	63 79	120 A Virginia Tech		64 70	
								122 H Winthrop		53 62	
								161 H Hofstra		63 65	
								170 H Colgate		61 68	
								176 A Sacred Heart		57 71	
								196 H Northern Ky.		62 71	
								215 H Cornell		76 63	
								220 H Coppin St.		85 60	
								249 H Saint Francis (PA)		83 69	
								262 H Bryant		84 73	
								272 A Central Conn. St.		61 59	
								279 A Niagara		70 81	
								285 H Wagner		74 63	
								304 H Marshall		67 48	
								341 H Fairleigh Dickinson		66 51	
								347 H UMBC		51 39	
LAST 12 Division I GAMES:											
249	H	Saint Francis (PA)	83 69	285	H	Wagner	74 63				
341	H	Fairleigh Dickinson	66 51	215	H	Cornell	76 63				
262	H	Bryant	84 73	88	A	Duquesne	63 79				
176	A	Sacred Heart	57 71	170	H	Colgate	61 68				
272	A	Central Conn. St.	61 59	279	A	Niagara	70 81				
120	A	Virginia Tech	64 70	122	H	Winthrop	53 62				

Non-Div I Games:

Robert Morris

■ Loss, 
 ■ Non-Conf, 
 ■ S Site, 
 ■ H Home 
 ■ A Away 
 N Neutral

## Massachusetts

Through Games Of Jan. 19, 2014

Average RPI Win: <b>190</b>	WON-LOST	WINNING	LAST 10	STRENGTH OF	OPP. STRENGTH	TEAM	ADJ.	CONF.	ADJ CONF.
Average RPI Loss: <b>162</b>	RECORD	PCT. RANK	GAMES	SCHEDULE	OF SCHEDULE	RPI	RPI	RPI	RPI
DIV. I ONLY	3- 16	326	1- 9	159	220	291	291	9	9
DIV. I NON-CONF.	3- 11	292	1- 6	294	197	308	308	9	9
TOTALS	RPI 1-25	RPI 26-50	W-L RECORDS	RPI 51-100	RPI 101-150	RPI 150+			
3- 16	0- 0	0- 2	OVERALL	1- 4	0- 2	2- 8			
1- 6	0- 0	0- 1	HOME	1- 2	0- 0	0- 3			
2- 8	0- 0	0- 1	AWAY	0- 2	0- 2	2- 3			
0- 2	0- 0	0- 0	NEUTRAL	0- 0	0- 0	0- 2			
3- 11	0- 0	0- 2	NON-CONFERENCE	1- 0	0- 2	2- 7			
1- 4	0- 0	0- 1	HOME	1- 0	0- 0	0- 3			
2- 5	0- 0	0- 1	AWAY	0- 0	0- 2	2- 2			
0- 2	0- 0	0- 0	NEUTRAL	0- 0	0- 0	0- 2			
0- 5	0- 0	0- 0	CONFERENCE	0- 4	0- 0	0- 1			
0- 2	0- 0	0- 0	HOME	0- 2	0- 0	0- 0			
0- 3	0- 0	0- 0	AWAY	0- 2	0- 0	0- 1			
0- 0	0- 0	0- 0	NEUTRAL	0- 0	0- 0	0- 0			

RPI 1-25				RPI 26-50				RPI 51-100				RPI 101+				Team's RPI: 291	
RPI	S	Opponent	Score	RPI	S	Opponent	Score	RPI	S	Opponent	Score	RPI	S	Opponent	Score		
				47	A	Bowling Green	46 86	55	H	Rutgers	64 63	129	A	American	59 82		
				48	H	Central Mich.	61 105	56	H	Fordham	61 75	136	A	Holy Cross	54 76		
								88	A	Duquesne	52 67	167	H	Northeastern	76 95		
								98	A	VCU	54 112	178	A	La Salle	41 78		
								98	H	VCU	51 81	195	H	Boston U.	63 66		
												205	A	Hartford	63 59		
												212	H	Western Mich.	58 66		
												251	A	Maine	56 86		
												289	N	William & Mary	88 96		
												298	A	Dartmouth	72 76		
												306	N	Binghamton	51 56		
												310	A	Kent St.	69 61		
LAST 12 Division I GAMES:																	
				88	A	Duquesne	52 67	98	H	VCU	51 81						
				178	A	La Salle	41 78	167	H	Northeastern	76 95						
				56	H	Fordham	61 75	47	A	Bowling Green	46 86						
				98	A	VCU	54 112	310	A	Kent St.	69 61						
				298	A	Dartmouth	72 76	195	H	Boston U.	63 66						
				306	N	Binghamton	51 56	289	N	William & Mary	88 96						

Non-Div I Games:

Massachusetts

  Loss, 
  Non-Conf, 
  S Site, 
  H Home 
  A Away 
N Neutral

## Houston Baptist

Through Games Of Jan. 19, 2014

Average RPI Win:	249	WON-LOST	WINNING	LAST 10	STRENGTH OF	OPP. STRENGTH	TEAM	ADJ.	CONF.	ADJ CONF.
Average RPI Loss:	197	RECORD	PCT. RANK	GAMES	SCHEDULE	OF SCHEDULE	RPI	RPI	RPI	RPI
DIV. I ONLY	5- 11	263	2- 7	293	266	292	292	25	25	
DIV. I NON-CONF.	3- 6	242	1- 4	315	237	289	289	25	25	
TOTALS	RPI 1-25	RPI 26-50	W-L RECORDS	RPI 51-100	RPI 101-150	RPI 150+				
5- 11	0- 0	0- 1	OVERALL	0- 0	0- 1	5- 9				
3- 2	0- 0	0- 0	HOME	0- 0	0- 0	3- 2				
2- 9	0- 0	0- 1	AWAY	0- 0	0- 1	2- 7				
0- 0	0- 0	0- 0	NEUTRAL	0- 0	0- 0	0- 0				
3- 6	0- 0	0- 1	NON-CONFERENCE	0- 0	0- 1	3- 4				
2- 1	0- 0	0- 0	HOME	0- 0	0- 0	2- 1				
1- 5	0- 0	0- 1	AWAY	0- 0	0- 1	1- 3				
0- 0	0- 0	0- 0	NEUTRAL	0- 0	0- 0	0- 0				
2- 5	0- 0	0- 0	CONFERENCE	0- 0	0- 0	2- 5				
1- 1	0- 0	0- 0	HOME	0- 0	0- 0	1- 1				
1- 4	0- 0	0- 0	AWAY	0- 0	0- 0	1- 4				
0- 0	0- 0	0- 0	NEUTRAL	0- 0	0- 0	0- 0				

RPI 1-25			RPI 26-50			RPI 51-100			RPI 101+			Team's RPI: 292
RPI	S	Opponent	Score	RPI	S	Opponent	Score	RPI	S	Opponent	Score	
				33	A	Baylor	57 100					
								146	A	UC Davis	58 63	
								165	H	Northwestern St.	67 56	
								175	A	Sam Houston St.	68 85	
								189	H	Southern Utah	88 77	
								192	H	Stephen F. Austin	60 71	
								194	A	Bakersfield	61 81	
								199	H	Tex.-Pan American	74 76	
								202	A	McNeese St.	62 66	
								241	A	Oral Roberts	73 85	
								244	A	Texas Southern	70 82	
								255	A	Nicholls St.	66 61	
								264	A	Jackson St.	50 74	
								276	A	Central Ark.	54 67	
								303	A	South Ala.	54 51	
								332	H	Texas-Arlington	72 60	
LAST 12 Division I GAMES:												
255	A	Nicholls St.	66 61	202	A	McNeese St.	62 66					
165	H	Northwestern St.	67 56	194	A	Bakersfield	61 81					
192	H	Stephen F. Austin	60 71	33	A	Baylor	57 100					
276	A	Central Ark.	54 67	199	H	Tex.-Pan American	74 76					
241	A	Oral Roberts	73 85	303	A	South Ala.	54 51					
146	A	UC Davis	58 63	264	A	Jackson St.	50 74					

Non-Div I Games: Huston-Tillotson 99 48

Houston Baptist

■ Loss, 
 ■ Non-Conf, 
 ■ S Site, 
 ■ Home 
 ■ A Away 
 N Neutral

## George Mason

Through Games Of Jan. 19, 2014

Average RPI Win:	283	WON-LOST	WINNING	LAST 10	STRENGTH OF	OPP. STRENGTH	TEAM	ADJ.	CONF.	ADJ CONF.
Average RPI Loss:	171	RECORD	PCT. RANK	GAMES	SCHEDULE	OF SCHEDULE	RPI	RPI	RPI	RPI
DIV. I ONLY	6- 13	262	1- 9	287	258	293	293	9	9	
DIV. I NON-CONF.	6- 7	165	1- 5	331	323	253	253	9	9	
TOTALS	RPI 1-25	RPI 26-50	W-L RECORDS	RPI 51-100	RPI 101-150	RPI 150+				
6- 13	0- 1	0- 0	OVERALL	0- 3	0- 3	6- 6				
4- 3	0- 1	0- 0	HOME	0- 1	0- 0	4- 1				
2- 10	0- 0	0- 0	AWAY	0- 2	0- 3	2- 5				
0- 0	0- 0	0- 0	NEUTRAL	0- 0	0- 0	0- 0				
6- 7	0- 0	0- 0	NON-CONFERENCE	0- 1	0- 2	6- 4				
4- 0	0- 0	0- 0	HOME	0- 0	0- 0	4- 0				
2- 7	0- 0	0- 0	AWAY	0- 1	0- 2	2- 4				
0- 0	0- 0	0- 0	NEUTRAL	0- 0	0- 0	0- 0				
0- 6	0- 1	0- 0	CONFERENCE	0- 2	0- 1	0- 2				
0- 3	0- 1	0- 0	HOME	0- 1	0- 0	0- 1				
0- 3	0- 0	0- 0	AWAY	0- 1	0- 1	0- 1				
0- 0	0- 0	0- 0	NEUTRAL	0- 0	0- 0	0- 0				

RPI 1-25				RPI 26-50				RPI 51-100				RPI 101+ Team's RPI: 293			
RPI	S	Opponent	Score	RPI	S	Opponent	Score	RPI	S	Opponent	Score	RPI	S	Opponent	Score
19	H	Dayton	64 91					81	A	East Carolina	66 75	118	A	Col. of Charleston	64 66
								84	A	George Washington	56 72	142	A	Richmond	64 67
								84	H	George Washington	68 94	147	A	UAB	64 67
												178	H	La Salle	50 65
												186	A	Akron	70 88
												222	H	Towson	60 58
												245	A	Morehead St.	74 67
												249	H	Saint Francis (PA)	97 62
												265	A	East Tenn. St.	76 87
												268	A	Delaware St.	83 90
												317	H	Longwood	66 65
												319	A	Ga. Southern	85 64
												323	A	Rhode Island	40 59
												331	A	UMES	91 93
												346	H	Utah Valley	82 64
LAST 12 Division I GAMES:															
142	A	Richmond	64 67	84	H	George Washington	68 94								
323	A	Rhode Island	40 59	265	A	East Tenn. St.	76 87								
19	H	Dayton	64 91	147	A	UAB	64 67								
178	H	La Salle	50 65	186	A	Akron	70 88								
84	A	George Washington	56 72	268	A	Delaware St.	83 90								
319	A	Ga. Southern	85 64	118	A	Col. of Charleston	64 66								

Non-Div I Games:

George Mason

■ Loss, 
 ■ Non-Conf, 
 ■ S Site, 
 ■ H Home 
 ■ A Away 
 N Neutral

Average RPI Win:	211	WON-LOST	WINNING	LAST 10	STRENGTH OF	OPP. STRENGTH	TEAM	ADJ.	CONF.	ADJ CONF.
Average RPI Loss:	179	RECORD	PCT. RANK	GAMES	SCHEDULE	OF SCHEDULE	RPI	RPI	RPI	RPI
DIV. I ONLY	3- 14	318	1- 9	165	323	294	294	20	20	
DIV. I NON-CONF.	2- 11	314	1- 7	164	306	295	295	20	20	
TOTALS	RPI 1-25	RPI 26-50	W-L RECORDS	RPI 51-100	RPI 101-150	RPI 150+				
3- 14	0- 0	0- 0	OVERALL	0- 3	0- 2	3- 9				
0- 5	0- 0	0- 0	HOME	0- 1	0- 1	0- 3				
1- 7	0- 0	0- 0	AWAY	0- 2	0- 0	1- 5				
2- 2	0- 0	0- 0	NEUTRAL	0- 0	0- 1	2- 1				
2- 11	0- 0	0- 0	NON-CONFERENCE	0- 3	0- 1	2- 7				
0- 3	0- 0	0- 0	HOME	0- 1	0- 0	0- 2				
0- 6	0- 0	0- 0	AWAY	0- 2	0- 0	0- 4				
2- 2	0- 0	0- 0	NEUTRAL	0- 0	0- 1	2- 1				
1- 3	0- 0	0- 0	CONFERENCE	0- 0	0- 1	1- 2				
0- 2	0- 0	0- 0	HOME	0- 0	0- 1	0- 1				
1- 1	0- 0	0- 0	AWAY	0- 0	0- 0	1- 1				
0- 0	0- 0	0- 0	NEUTRAL	0- 0	0- 0	0- 0				

RPI 1-25				RPI 26-50				RPI 51-100				RPI 101+				Team's RPI: 294	
RPI	S	Opponent	Score	RPI	S	Opponent	Score	RPI	S	Opponent	Score	RPI	S	Opponent	Score		
								69	H	Mississippi St.	62	72	117	H	IUPUI	46	71
								85	A	Harvard	56	84	133	N	Wyoming	69	72
								97	A	North Dakota	83	88	154	N	Montana	70	53
													155	A	UTSA	68	79
													159	H	UNI	82	86
													165	N	Northwestern St.	50	57
													181	H	IPFW	89	98
													185	H	Northern Colo.	70	74
													204	N	UC Irvine	64	61
													232	A	Milwaukee	64	76
													251	A	Maine	59	64
													275	A	Western Ill.	83	77
													334	A	Neb. Omaha	48	66
													342	A	Air Force	63	82
LAST 12 Division I GAMES:																	
				334	A	Neb. Omaha	48	66					275	A	Western Ill.	83	77
				117	H	IUPUI	46	71					69	H	Mississippi St.	62	72
				181	H	IPFW	89	98					97	A	North Dakota	83	88
				185	H	Northern Colo.	70	74					133	N	Wyoming	69	72
				165	N	Northwestern St.	50	57					342	A	Air Force	63	82
				155	A	UTSA	68	79					204	N	UC Irvine	64	61

Non-Div I Games: Mayville St. 112 62

North Dakota St.

Average RPI Win:	209	WON-LOST	WINNING	LAST 10	STRENGTH OF	OPP. STRENGTH	TEAM	ADJ.	CONF.	ADJ CONF.
Average RPI Loss:	169	RECORD	PCT. RANK	GAMES	SCHEDULE	OF SCHEDULE	RPI	RPI	RPI	RPI
DIV. I ONLY	4- 11	290	2- 8	262	174	295	295	14	14	
DIV. I NON-CONF.	4- 8	242	3- 6	273	206	281	281	14	14	
TOTALS	RPI 1-25	RPI 26-50	W-L RECORDS	RPI 51-100	RPI 101-150	RPI 150+				
4- 11	0- 0	0- 1	OVERALL	1- 0	0- 3	3- 7				
2- 6	0- 0	0- 0	HOME	1- 0	0- 0	1- 6				
2- 5	0- 0	0- 1	AWAY	0- 0	0- 3	2- 1				
0- 0	0- 0	0- 0	NEUTRAL	0- 0	0- 0	0- 0				
4- 8	0- 0	0- 1	NON-CONFERENCE	1- 0	0- 2	3- 5				
2- 5	0- 0	0- 0	HOME	1- 0	0- 0	1- 5				
2- 3	0- 0	0- 1	AWAY	0- 0	0- 2	2- 0				
0- 0	0- 0	0- 0	NEUTRAL	0- 0	0- 0	0- 0				
0- 3	0- 0	0- 0	CONFERENCE	0- 0	0- 1	0- 2				
0- 1	0- 0	0- 0	HOME	0- 0	0- 0	0- 1				
0- 2	0- 0	0- 0	AWAY	0- 0	0- 1	0- 1				
0- 0	0- 0	0- 0	NEUTRAL	0- 0	0- 0	0- 0				

RPI 1-25				RPI 26-50				RPI 51-100				RPI 101+				Team's RPI: 295
RPI	S	Opponent	Score	RPI	S	Opponent	Score	RPI	S	Opponent	Score	RPI	S	Opponent	Score	
				32	A	St. Mary's (CA)	79 89	93	H	Hampton	66 62	104	A	Kansas St.	64 73	
												112	A	Cal Poly	70 88	
												148	A	Utah	57 66	
												152	A	Long Beach St.	53 72	
												180	H	Cal St. Northridge	46 64	
												187	H	San Diego St.	67 71	
												198	H	Utah St.	70 81	
												219	H	Nevada	66 77	
												227	H	Arizona	49 51	
												231	H	Seattle	78 75	
												235	A	Pepperdine	77 69	
												277	A	Santa Clara	67 62	
												297	H	Northern Ariz.	56 79	
LAST 12 Division I GAMES:																
				152	A	Long Beach St.	53 72	180	H	Cal St. Northridge	46 64					
				112	A	Cal Poly	70 88	104	A	Kansas St.	64 73					
				148	A	Utah	57 66	297	H	Northern Ariz.	56 79					
				231	H	Seattle	78 75	235	A	Pepperdine	77 69					
				219	H	Nevada	66 77	187	H	San Diego St.	67 71					
				198	H	Utah St.	70 81	93	H	Hampton	66 62					

Non-Div I Games: Occidental 76 54

UC Santa Barbara

■ Loss, 
 ■ Non-Conf, 
 ■ S Site, 
 ■ H Home 
 ■ A Away 
 N Neutral

Average RPI Win: 318		WON-LOST	WINNING	LAST 10	STRENGTH OF	OPP. STRENGTH	TEAM	ADJ.	CONF.	ADJ CONF.
Average RPI Loss: 191		RECORD	PCT. RANK	GAMES	SCHEDULE	OF SCHEDULE	RPI	RPI	RPI	RPI
DIV. I ONLY		6- 9	232	4- 6	296	346	296	296	15	15
DIV. I NON-CONF.		6- 8	193	4- 7	308	347	285	285	15	15
TOTALS		RPI 1-25	RPI 26-50	W-L RECORDS	RPI 51-100	RPI 101-150	RPI 150+			
6- 9	0- 0		0- 0	OVERALL	0- 3	0- 1	6- 5			
3- 4	0- 0		0- 0	HOME	0- 0	0- 1	3- 3			
2- 3	0- 0		0- 0	AWAY	0- 2	0- 0	2- 1			
1- 2	0- 0		0- 0	NEUTRAL	0- 1	0- 0	1- 1			
6- 8	0- 0		0- 0	NON-CONFERENCE	0- 3	0- 1	6- 4			
3- 3	0- 0		0- 0	HOME	0- 0	0- 1	3- 2			
2- 3	0- 0		0- 0	AWAY	0- 2	0- 0	2- 1			
1- 2	0- 0		0- 0	NEUTRAL	0- 1	0- 0	1- 1			
0- 1	0- 0		0- 0	CONFERENCE	0- 0	0- 0	0- 1			
0- 1	0- 0		0- 0	HOME	0- 0	0- 0	0- 1			
0- 0	0- 0		0- 0	AWAY	0- 0	0- 0	0- 0			
0- 0	0- 0		0- 0	NEUTRAL	0- 0	0- 0	0- 0			

B  
r  
o  
w  
n

B  
r  
o  
w  
n

RPI 1-25				RPI 26-50				RPI 51-100				RPI 101+				Team's RPI: 296	
RPI	S	Opponent	Score	RPI	S	Opponent	Score	RPI	S	Opponent	Score	RPI	S	Opponent	Score		
								74	A	Navy	61	81	126	H	Lafayette	69	70
								93	N	Hampton	50	71	213	H	Yale	53	70
								94	A	Army	65	67	242	H	New Hampshire	74	77
													251	H	Maine	59	60
													262	A	Bryant	66	61
													309	N	Alabama St.	81	82
													315	H	Morgan St.	63	53
													316	A	NJIT	43	48
													323	H	Rhode Island	66	56
													326	A	Saint Peter's	64	52
													335	H	Vermont	61	51
													347	N	UMBC	92	53
LAST 12 Division I GAMES:																	
				316	A	NJIT	43	48	213	H	Yale	53	70				
				335	H	Vermont	61	51	251	H	Maine	59	60				
				242	H	New Hampshire	74	77	323	H	Rhode Island	66	56				
				309	N	Alabama St.	81	82	347	N	UMBC	92	53				
				93	N	Hampton	50	71	74	A	Navy	61	81				
				315	H	Morgan St.	63	53	94	A	Army	65	67				

Non-Div I Games:

Brown

Loss, Non-Conf, S Site, H Home A Away N Neutral



Average RPI Win:	283	WON-LOST	WINNING	LAST 10	STRENGTH OF	OPP. STRENGTH	TEAM	ADJ.	CONF.	ADJ CONF.
Average RPI Loss:	172	RECORD	PCT. RANK	GAMES	SCHEDULE	OF SCHEDULE	RPI	RPI	RPI	RPI
DIV. I ONLY	5- 10	255	3- 7	321	238	297	297	16	16	
DIV. I NON-CONF.	3- 6	242	2- 4	346	240	331	331	19	19	
TOTALS	RPI 1-25	RPI 26-50	W-L RECORDS	RPI 51-100	RPI 101-150	RPI 150+				
5- 10	0- 0	0- 0	OVERALL	0- 2	0- 2	5- 6				
2- 4	0- 0	0- 0	HOME	0- 1	0- 1	2- 2				
3- 6	0- 0	0- 0	AWAY	0- 1	0- 1	3- 4				
0- 0	0- 0	0- 0	NEUTRAL	0- 0	0- 0	0- 0				
3- 6	0- 0	0- 0	NON-CONFERENCE	0- 2	0- 0	3- 4				
1- 2	0- 0	0- 0	HOME	0- 1	0- 0	1- 1				
2- 4	0- 0	0- 0	AWAY	0- 1	0- 0	2- 3				
0- 0	0- 0	0- 0	NEUTRAL	0- 0	0- 0	0- 0				
2- 4	0- 0	0- 0	CONFERENCE	0- 0	0- 2	2- 2				
1- 2	0- 0	0- 0	HOME	0- 0	0- 1	1- 1				
1- 2	0- 0	0- 0	AWAY	0- 0	0- 1	1- 1				
0- 0	0- 0	0- 0	NEUTRAL	0- 0	0- 0	0- 0				

RPI S	Opponent	Score	RPI S	Opponent	Score	RPI S	Opponent	Score	RPI S	Opponent	Score	Team's RPI: 297
						75	H Hawaii	66 74	101	A Sacramento St.	79 104	
						89	A UTEP	43 92	113	H Montana St.	72 80	
									154	H Montana	67 87	
									180	A Cal St. Northridge	52 64	
									189	H Southern Utah	82 77	
									206	A Eastern Wash.	68 92	
									235	A Pepperdine	51 74	
									246	A Loyola Marymount	58 79	
									254	A Portland St.	88 67	
									295	A UC Santa Barbara	79 56	
									320	H LIU Brooklyn	72 78	
									332	H Texas-Arlington	85 65	
									346	A Utah Valley	80 66	
LAST 12 Division I GAMES:												
206	A Eastern Wash.	68 92	254	A Portland St.	88 67							
189	H Southern Utah	82 77	235	A Pepperdine	51 74							
101	A Sacramento St.	79 104	180	A Cal St. Northridge	52 64							
113	H Montana St.	72 80	332	H Texas-Arlington	85 65							
154	H Montana	67 87	246	A Loyola Marymount	58 79							
320	H LIU Brooklyn	72 78	295	A UC Santa Barbara	79 56							

Non-Div I Games:

Northern Ariz.

■ Loss, 
 ■ Non-Conf, S Site, 
 ■ Home 
 ■ Away 
 N Neutral

Average RPI Win:	314	WON-LOST	WINNING	LAST 10	STRENGTH OF	OPP. STRENGTH	TEAM	ADJ.	CONF.	ADJ CONF.
Average RPI Loss:	150	RECORD	PCT. RANK	GAMES	SCHEDULE	OF SCHEDULE	RPI	RPI	RPI	RPI
DIV. I ONLY	3- 12	312	2- 8	181	259	298	298	15	15	
DIV. I NON-CONF.	3- 11	292	2- 9	209	274	299	299	15	15	
TOTALS	RPI 1-25	RPI 26-50	W-L RECORDS	RPI 51-100	RPI 101-150	RPI 150+				
3- 12	0- 1	0- 1	OVERALL	0- 1	0- 3	3- 6				
2- 6	0- 0	0- 0	HOME	0- 1	0- 1	2- 4				
1- 6	0- 1	0- 1	AWAY	0- 0	0- 2	1- 2				
0- 0	0- 0	0- 0	NEUTRAL	0- 0	0- 0	0- 0				
3- 11	0- 1	0- 1	NON-CONFERENCE	0- 0	0- 3	3- 6				
2- 5	0- 0	0- 0	HOME	0- 0	0- 1	2- 4				
1- 6	0- 1	0- 1	AWAY	0- 0	0- 2	1- 2				
0- 0	0- 0	0- 0	NEUTRAL	0- 0	0- 0	0- 0				
0- 1	0- 0	0- 0	CONFERENCE	0- 1	0- 0	0- 0				
0- 1	0- 0	0- 0	HOME	0- 1	0- 0	0- 0				
0- 0	0- 0	0- 0	AWAY	0- 0	0- 0	0- 0				
0- 0	0- 0	0- 0	NEUTRAL	0- 0	0- 0	0- 0				

RPI S	Opponent	Score	RPI S	Opponent	Score	RPI S	Opponent	Score	RPI S	Opponent	Score	Team's RPI: 298
16	A Syracuse	47 88	45	A DePaul	76 90	85	H Harvard	63 73	103	H Albany (NY)	59 81	
									129	A American	54 77	
									136	A Holy Cross	59 84	
									178	H La Salle	43 54	
									190	H Providence	72 82	
									205	A Hartford	43 56	
									209	A Loyola Chicago	52 56	
									242	H New Hampshire	37 54	
									262	H Bryant	69 79	
									291	H Massachusetts	76 72	
									316	A NJIT	48 45	
									335	H Vermont	66 62	
LAST 12 Division I GAMES:												
85	H Harvard	63 73	316	A NJIT	48 45							
205	A Hartford	43 56	262	H Bryant	69 79							
291	H Massachusetts	76 72	242	H New Hampshire	37 54							
178	H La Salle	43 54	103	H Albany (NY)	59 81							
209	A Loyola Chicago	52 56	129	A American	54 77							
45	A DePaul	76 90	190	H Providence	72 82							

Non-Div I Games:

Dartmouth

Average RPI Win:	<b>292</b>	WON-LOST	WINNING	LAST 10	STRENGTH OF	OPP. STRENGTH	TEAM	ADJ.	CONF.	ADJ CONF.
Average RPI Loss:	<b>184</b>	RECORD	PCT. RANK	GAMES	SCHEDULE	OF SCHEDULE	RPI	RPI	RPI	RPI
DIV. I ONLY	<b>5- 13</b>	<b>284</b>	<b>4- 6</b>	<b>248</b>	<b>335</b>	<b>299</b>	<b>299</b>	<b>29</b>	<b>29</b>	
DIV. I NON-CONF.	<b>3- 9</b>	<b>278</b>	<b>2- 4</b>	<b>196</b>	<b>315</b>	<b>263</b>	<b>263</b>	<b>29</b>	<b>29</b>	
TOTALS	RPI 1-25	RPI 26-50	W-L RECORDS	RPI 51-100	RPI 101-150	RPI 150+				
5- 13	0- 0	0- 0	OVERALL	0- 0	0- 6	5- 7				
3- 4	0- 0	0- 0	HOME	0- 0	0- 1	3- 3				
2- 7	0- 0	0- 0	AWAY	0- 0	0- 2	2- 4				
0- 2	0- 0	0- 0	NEUTRAL	0- 0	0- 2	0- 0				
3- 9	0- 0	0- 0	NON-CONFERENCE	0- 0	0- 6	3- 3				
1- 2	0- 0	0- 0	HOME	0- 0	0- 1	1- 1				
2- 5	0- 0	0- 0	AWAY	0- 0	0- 3	2- 2				
0- 2	0- 0	0- 0	NEUTRAL	0- 0	0- 2	0- 0				
2- 4	0- 0	0- 0	CONFERENCE	0- 0	0- 0	2- 4				
2- 2	0- 0	0- 0	HOME	0- 0	0- 0	2- 2				
0- 2	0- 0	0- 0	AWAY	0- 0	0- 0	0- 2				
0- 0	0- 0	0- 0	NEUTRAL	0- 0	0- 0	0- 0				

RPI 1-25			RPI 26-50			RPI 51-100			RPI 101+			Team's RPI: 299
RPI	S	Opponent	Score	RPI	S	Opponent	Score	RPI	S	Opponent	Score	
								102	A	Kansas	56	72
								107	A	Missouri	48	59
								111	H	Ill.-Chicago	65	88
								133	N	Wyoming	63	87
								137	N	Delaware	42	71
								139	A	UCF	43	68
								181	A	IPFW	71	96
								181	H	IPFW	74	91
								224	A	Drake	71	87
								229	H	Belmont	68	56
								237	H	Eastern Ky.	54	59
								245	H	Morehead St.	53	57
								269	A	Tennessee Tech	66	72
								275	A	Western Ill.	78	70
								284	H	Murray St.	71	67
								325	A	Jacksonville St.	68	71
								330	H	UMKC	79	76
								342	A	Air Force	76	55
LAST 12 Division I GAMES:												
325	A	Jacksonville St.	68	71	284	H	Murray St.	71	67			
269	A	Tennessee Tech	66	72	224	A	Drake	71	87			
245	H	Morehead St.	53	57	181	A	IPFW	71	96			
237	H	Eastern Ky.	54	59	342	A	Air Force	76	55			
229	H	Belmont	68	56	133	N	Wyoming	63	87			
275	A	Western Ill.	78	70	139	A	UCF	43	68			

Non-Div I Games:

SIU Edwardsville

■ Loss, 
 ■ Non-Conf, 
 ■ S Site, 
 ■ H Home 
 ■ A Away 
 N Neutral

Average RPI Win:	254	WON-LOST	WINNING	LAST 10	STRENGTH OF	OPP. STRENGTH	TEAM	ADJ.	CONF.	ADJ CONF.
Average RPI Loss:	174	RECORD	PCT. RANK	GAMES	SCHEDULE	OF SCHEDULE	RPI	RPI	RPI	RPI
DIV. I ONLY	5- 12	270	3- 7	239	309	300	300	30	30	
DIV. I NON-CONF.	2- 10	306	0- 7	218	261	321	321	30	30	
TOTALS	RPI 1-25	RPI 26-50	W-L RECORDS	RPI 51-100	RPI 101-150	RPI 150+				
5- 12	0- 0	0- 0	OVERALL	0- 2	1- 2	4- 8				
5- 2	0- 0	0- 0	HOME	0- 1	1- 0	4- 1				
0- 9	0- 0	0- 0	AWAY	0- 1	0- 2	0- 5				
0- 1	0- 0	0- 0	NEUTRAL	0- 0	0- 0	0- 1				
2- 10	0- 0	0- 0	NON-CONFERENCE	0- 2	0- 1	2- 7				
2- 2	0- 0	0- 0	HOME	0- 1	0- 0	2- 1				
0- 7	0- 0	0- 0	AWAY	0- 1	0- 1	0- 5				
0- 1	0- 0	0- 0	NEUTRAL	0- 0	0- 0	0- 1				
3- 2	0- 0	0- 0	CONFERENCE	0- 0	1- 1	2- 1				
3- 0	0- 0	0- 0	HOME	0- 0	1- 0	2- 0				
0- 2	0- 0	0- 0	AWAY	0- 0	0- 1	0- 1				
0- 0	0- 0	0- 0	NEUTRAL	0- 0	0- 0	0- 0				

RPI 1-25				RPI 26-50				RPI 51-100				RPI 101+ Team's RPI: 300					
RPI	S	Opponent	Score	RPI	S	Opponent	Score	RPI	S	Opponent	Score	RPI	S	Opponent	Score		
								89	A	UTEP	69	94	112	A	Cal Poly	64	72
								89	H	UTEP	61	80	114	A	Idaho	51	79
													141	H	Grand Canyon	66	63
													155	A	UTSA	56	65
													165	N	Northwestern St.	63	73
													183	H	Northern Ill.	77	73
													204	A	UC Irvine	52	75
													217	A	New Mexico	55	65
													228	A	Cal St. Fullerton	52	63
													231	A	Seattle	51	61
													232	H	Milwaukee	81	84
													246	A	Loyola Marymount	64	81
													273	H	Boise St.	98	68
													330	H	UMKC	106	77
													345	H	Chicago St.	82	61
LAST 12 Division I GAMES:																	
345	H	Chicago St.	82	61	330	H	UMKC	106	77								
114	A	Idaho	51	79	228	A	Cal St. Fullerton	52	63								
231	A	Seattle	51	61	204	A	UC Irvine	52	75								
141	H	Grand Canyon	66	63	217	A	New Mexico	55	65								
155	A	UTSA	56	65	89	H	UTEP	61	80								
165	N	Northwestern St.	63	73	232	H	Milwaukee	81	84								

Non-Div I Games: Eastern N.M. 88 56

New Mexico St.

Average RPI Win:	262	WON-LOST	WINNING	LAST 10	STRENGTH OF	OPP. STRENGTH	TEAM	ADJ.	CONF.	ADJ CONF.
Average RPI Loss:	183	RECORD	PCT. RANK	GAMES	SCHEDULE	OF SCHEDULE	RPI	RPI	RPI	RPI
DIV. I ONLY	4- 11	290	3- 7	264	301	301	301	15	15	
DIV. I NON-CONF.	3- 11	292	2- 9	283	301	314	314	15	15	
TOTALS	RPI 1-25	RPI 26-50	W-L RECORDS	RPI 51-100	RPI 101-150	RPI 150+				
4- 11	0- 0	0- 1	OVERALL	0- 2	0- 1	4- 7				
2- 5	0- 0	0- 0	HOME	0- 0	0- 0	2- 5				
2- 6	0- 0	0- 1	AWAY	0- 2	0- 1	2- 2				
0- 0	0- 0	0- 0	NEUTRAL	0- 0	0- 0	0- 0				
3- 11	0- 0	0- 1	NON-CONFERENCE	0- 2	0- 1	3- 7				
1- 5	0- 0	0- 0	HOME	0- 0	0- 0	1- 5				
2- 6	0- 0	0- 1	AWAY	0- 2	0- 1	2- 2				
0- 0	0- 0	0- 0	NEUTRAL	0- 0	0- 0	0- 0				
1- 0	0- 0	0- 0	CONFERENCE	0- 0	0- 0	1- 0				
1- 0	0- 0	0- 0	HOME	0- 0	0- 0	1- 0				
0- 0	0- 0	0- 0	AWAY	0- 0	0- 0	0- 0				
0- 0	0- 0	0- 0	NEUTRAL	0- 0	0- 0	0- 0				

RPI S	Opponent	Score	RPI S	Opponent	Score	RPI S	Opponent	Score	RPI S	Opponent	Score	Team's RPI: 301
			50 A	Iona	67 83	96 A	St. Francis Brooklyn	47 73	126 A	Lafayette	83 95	
						100 A	Portland	42 58	170 H	Colgate	44 72	
									177 H	Stony Brook	54 57	
									200 H	Lehigh	87 80	
									210 H	San Francisco	69 83	
									215 H	Cornell	71 64	
									228 H	Cal St. Fullerton	54 80	
									254 A	Portland St.	67 75	
									262 H	Bryant	47 68	
									313 A	Kennesaw St.	78 61	
									320 A	LIU Brooklyn	62 59	
									341 A	Fairleigh Dickinson	59 69	
LAST 12 Division I GAMES:												
177 H	Stony Brook	54 57	215 H	Cornell	71 64							
262 H	Bryant	47 68	96 A	St. Francis Brooklyn	47 73							
200 H	Lehigh	87 80	254 A	Portland St.	67 75							
313 A	Kennesaw St.	78 61	100 A	Portland	42 58							
50 A	Iona	67 83	341 A	Fairleigh Dickinson	59 69							
170 H	Colgate	44 72	228 H	Cal St. Fullerton	54 80							

Non-Div I Games:

Columbia

■ Loss, 
 ■ Non-Conf, 
 S Site, 
 ■ Home 
 ■ Away 
 N Neutral

Average RPI Win:	344	WON-LOST	WINNING	LAST 10	STRENGTH OF	OPP. STRENGTH	TEAM	ADJ.	CONF.	ADJ CONF.
Average RPI Loss:	135	RECORD	PCT. RANK	GAMES	SCHEDULE	OF SCHEDULE	RPI	RPI	RPI	RPI
DIV. I ONLY	2- 10	322	2- 8	139	272	302	302	16	16	
DIV. I NON-CONF.	2- 5	266	2- 5	79	308	232	232	19	19	
TOTALS	RPI 1-25	RPI 26-50	W-L RECORDS	RPI 51-100	RPI 101-150	RPI 150+				
2- 10	0- 1	0- 0	OVERALL	0- 3	0- 2	2- 4				
2- 3	0- 0	0- 0	HOME	0- 2	0- 0	2- 1				
0- 7	0- 1	0- 0	AWAY	0- 1	0- 2	0- 3				
0- 0	0- 0	0- 0	NEUTRAL	0- 0	0- 0	0- 0				
2- 5	0- 1	0- 0	NON-CONFERENCE	0- 2	0- 2	2- 0				
2- 1	0- 0	0- 0	HOME	0- 1	0- 0	2- 0				
0- 4	0- 1	0- 0	AWAY	0- 1	0- 2	0- 0				
0- 0	0- 0	0- 0	NEUTRAL	0- 0	0- 0	0- 0				
0- 5	0- 0	0- 0	CONFERENCE	0- 1	0- 0	0- 4				
0- 2	0- 0	0- 0	HOME	0- 1	0- 0	0- 1				
0- 3	0- 0	0- 0	AWAY	0- 0	0- 0	0- 3				
0- 0	0- 0	0- 0	NEUTRAL	0- 0	0- 0	0- 0				

RPI S	Opponent	Score	RPI S	Opponent	Score	RPI S	Opponent	Score	RPI S	Opponent	Score	Team's RPI: 302
20	A San Diego	55 75				54	H BYU	85 90	127	A Seton Hall	61 78	
						94	A Army	51 57	128	A Colorado St.	54 59	
						97	H North Dakota	72 83	185	H Northern Colo.	49 68	
									189	A Southern Utah	64 76	
									206	A Eastern Wash.	67 78	
									254	A Portland St.	60 66	
									342	H Air Force	81 69	
									346	H Utah Valley	79 64	
LAST 12 Division I GAMES:												
97	H North Dakota	72 83	189	A Southern Utah	64 76							
185	H Northern Colo.	49 68	346	H Utah Valley	79 64							
254	A Portland St.	60 66	20	A San Diego	55 75							
206	A Eastern Wash.	67 78	342	H Air Force	81 69							
128	A Colorado St.	54 59	94	A Army	51 57							
54	H BYU	85 90	127	A Seton Hall	61 78							

Non-Div I Games: Montana Western 77 57 Walla Walla 107 25

Weber St.

Loss, Non-Conf, S Site, H Home A Away N Neutral

Average RPI Win: <b>226</b>		WON-LOST	WINNING	LAST 10	STRENGTH OF	OPP. STRENGTH	TEAM	ADJ.	CONF.	ADJ CONF.
Average RPI Loss: <b>187</b>		RECORD	PCT. RANK	GAMES	SCHEDULE	OF SCHEDULE	RPI	RPI	RPI	RPI
DIV. I ONLY		<b>4- 11</b>	<b>290</b>	<b>4- 5</b>	<b>187</b>	<b>317</b>	<b>303</b>	<b>303</b>	<b>26</b>	<b>26</b>
DIV. I NON-CONF.		<b>1- 8</b>	<b>318</b>	<b>1- 4</b>	<b>230</b>	<b>280</b>	<b>333</b>	<b>333</b>	<b>26</b>	<b>26</b>
TOTALS	RPI 1-25	RPI 26-50		W-L RECORDS	RPI 51-100		RPI 101-150		RPI 150+	
4- 11	0- 0	0- 0		OVERALL	0- 1		1- 4		3- 6	
4- 4	0- 0	0- 0		HOME	0- 0		1- 0		3- 4	
0- 6	0- 0	0- 0		AWAY	0- 1		0- 4		0- 1	
0- 1	0- 0	0- 0		NEUTRAL	0- 0		0- 0		0- 1	
1- 8	0- 0	0- 0		NON-CONFERENCE	0- 1		0- 3		1- 4	
1- 3	0- 0	0- 0		HOME	0- 0		0- 0		1- 3	
0- 4	0- 0	0- 0		AWAY	0- 1		0- 3		0- 0	
0- 1	0- 0	0- 0		NEUTRAL	0- 0		0- 0		0- 1	
3- 3	0- 0	0- 0		CONFERENCE	0- 0		1- 1		2- 2	
3- 1	0- 0	0- 0		HOME	0- 0		1- 0		2- 1	
0- 2	0- 0	0- 0		AWAY	0- 0		0- 1		0- 1	
0- 0	0- 0	0- 0		NEUTRAL	0- 0		0- 0		0- 0	

RPI 1-25				RPI 26-50				RPI 51-100				RPI 101+				Team's RPI: 303	
RPI	S	Opponent	Score	RPI	S	Opponent	Score	RPI	S	Opponent	Score	RPI	S	Opponent	Score		
								53	A	Colorado	61	94	109	A	Southern Miss.	68	93
												119	A	Indiana St.	40	53	
												132	H	Western Ky.	74	65	
												134	A	Arkansas St.	60	73	
												144	A	Wake Forest	66	92	
												163	H	Ole Miss	56	72	
												188	A	UALR	42	61	
												223	H	Georgia St.	65	57	
												255	H	Nicholls St.	60	68	
												269	H	Tennessee Tech	66	58	
												281	H	La.-Monroe	72	70	
												287	H	La.-Lafayette	60	65	
												292	H	Houston Baptist	51	54	
												318	N	Samford	49	70	
LAST 12 Division I GAMES:																	
				287	H	La.-Lafayette	60	65	281	H	La.-Monroe	72	70				
				134	A	Arkansas St.	60	73	163	H	Ole Miss	56	72				
				188	A	UALR	42	61	269	H	Tennessee Tech	66	58				
				223	H	Georgia St.	65	57	318	N	Samford	49	70				
				132	H	Western Ky.	74	65	53	A	Colorado	61	94				
				144	A	Wake Forest	66	92	292	H	Houston Baptist	51	54				

Non-Div I Games:	Spring Hill	66	42
------------------	-------------	----	----

South Ala.

■ Loss, ■ Non-Conf, S Site, H Home A Away N Neutral

## Marshall

Through Games Of Jan. 19, 2014

Average RPI Win:	315	WON-LOST	WINNING	LAST 10	STRENGTH OF	OPP. STRENGTH	TEAM	ADJ.	CONF.	ADJ CONF.
Average RPI Loss:	166	RECORD	PCT. RANK	GAMES	SCHEDULE	OF SCHEDULE	RPI	RPI	RPI	RPI
DIV. I ONLY	4- 10	279	3- 6	224	307	304	304	11	11	
DIV. I NON-CONF.	4- 6	210	3- 3	257	329	293	293	13	13	
TOTALS	RPI 1-25	RPI 26-50	W-L RECORDS	RPI 51-100	RPI 101-150	RPI 150+				
4- 10	0- 1	0- 0	OVERALL	0- 1	0- 3	4- 5				
3- 6	0- 0	0- 0	HOME	0- 1	0- 3	3- 2				
1- 3	0- 0	0- 0	AWAY	0- 0	0- 0	1- 3				
0- 1	0- 1	0- 0	NEUTRAL	0- 0	0- 0	0- 0				
4- 6	0- 1	0- 0	NON-CONFERENCE	0- 1	0- 1	4- 3				
3- 4	0- 0	0- 0	HOME	0- 1	0- 1	3- 2				
1- 1	0- 0	0- 0	AWAY	0- 0	0- 0	1- 1				
0- 1	0- 1	0- 0	NEUTRAL	0- 0	0- 0	0- 0				
0- 4	0- 0	0- 0	CONFERENCE	0- 0	0- 2	0- 2				
0- 2	0- 0	0- 0	HOME	0- 0	0- 2	0- 0				
0- 2	0- 0	0- 0	AWAY	0- 0	0- 0	0- 2				
0- 0	0- 0	0- 0	NEUTRAL	0- 0	0- 0	0- 0				

RPI 1-25				RPI 26-50				RPI 51-100				RPI 101+ Team's RPI: 304			
RPI	S	Opponent	Score	RPI	S	Opponent	Score	RPI	S	Opponent	Score	RPI	S	Opponent	Score
24	N	West Virginia	51 82					74	H	Navy	68 72	105	H	Tulane	61 77
												119	H	Indiana St.	67 68
												147	H	UAB	57 63
												173	A	Rice	68 74
												237	H	Eastern Ky.	55 64
												245	H	Morehead St.	51 53
												248	A	North Texas	50 63
												268	H	Delaware St.	62 47
												290	A	Robert Morris	48 67
												316	A	NJIT	57 56
												337	H	Wofford	71 56
												338	H	Southern Ill.	82 59
LAST 12 Division I GAMES:															
248	A	North Texas	50 63	173	A	Rice	68 74								
147	H	UAB	57 63	337	H	Wofford	71 56								
105	H	Tulane	61 77	24	N	West Virginia	51 82								
316	A	NJIT	57 56	237	H	Eastern Ky.	55 64								
74	H	Navy	68 72	338	H	Southern Ill.	82 59								
268	H	Delaware St.	62 47	119	H	Indiana St.	67 68								

Non-Div I Games: Bluefield Col. 63 41 West Va. Tech 86 42 Davis &amp; Elkins 86 72

Marshall

Loss, Non-Conf, S Site, H Home A Away N Neutral



Average RPI Win:	317	WON-LOST	WINNING	LAST 10	STRENGTH OF	OPP. STRENGTH	TEAM	ADJ.	CONF.	ADJ CONF.
Average RPI Loss:	157	RECORD	PCT. RANK	GAMES	SCHEDULE	OF SCHEDULE	RPI	RPI	RPI	RPI
DIV. I ONLY	7- 8	186	5- 4	344	206	305	305	24	24	
DIV. I NON-CONF.	3- 7	259	1- 5	311	278	318	318	24	24	
TOTALS	RPI 1-25	RPI 26-50	W-L RECORDS	RPI 51-100	RPI 101-150	RPI 150+				
7- 8	0- 0	0- 1	OVERALL	0- 2	0- 0	7- 5				
4- 3	0- 0	0- 0	HOME	0- 1	0- 0	4- 2				
2- 4	0- 0	0- 1	AWAY	0- 1	0- 0	2- 2				
1- 1	0- 0	0- 0	NEUTRAL	0- 0	0- 0	1- 1				
3- 7	0- 0	0- 1	NON-CONFERENCE	0- 2	0- 0	3- 4				
2- 2	0- 0	0- 0	HOME	0- 1	0- 0	2- 1				
0- 4	0- 0	0- 1	AWAY	0- 1	0- 0	0- 2				
1- 1	0- 0	0- 0	NEUTRAL	0- 0	0- 0	1- 1				
4- 1	0- 0	0- 0	CONFERENCE	0- 0	0- 0	4- 1				
2- 1	0- 0	0- 0	HOME	0- 0	0- 0	2- 1				
2- 0	0- 0	0- 0	AWAY	0- 0	0- 0	2- 0				
0- 0	0- 0	0- 0	NEUTRAL	0- 0	0- 0	0- 0				

RPI 1-25				RPI 26-50				RPI 51-100				RPI 101+				Team's RPI: 305	
RPI	S	Opponent	Score	RPI	S	Opponent	Score	RPI	S	Opponent	Score	RPI	S	Opponent	Score		
				44	A	James Madison	50 94	61	A	Penn	49 79	155	A	UTSA	63 72		
								81	H	East Carolina	61 81	199	N	Tex.-Pan American	36 50		
												203	H	Florida A&M	62 83		
												245	A	Morehead St.	67 73		
												268	A	Delaware St.	57 48		
												271	H	UNC Greensboro	66 73		
												280	H	Bethune-Cookman	74 61		
												315	H	Morgan St.	61 52		
												331	A	UMES	73 66		
												337	H	Wofford	67 59		
												344	H	Radford	66 54		
												347	N	UMBC	56 43		
LAST 12 Division I GAMES:																	
				268	A	Delaware St.	57 48					315	H	Morgan St.	61 52		
				331	A	UMES	73 66					280	H	Bethune-Cookman	74 61		
				61	A	Penn	49 79					203	H	Florida A&M	62 83		
				44	A	James Madison	50 94					155	A	UTSA	63 72		
				347	N	UMBC	56 43					199	N	Tex.-Pan American	36 50		
				81	H	East Carolina	61 81					337	H	Wofford	67 59		

Non-Div I Games: Virginia-Lynchburg 116 40

Norfolk St.

Binghamton

Through Games Of Jan. 19, 2014

Average RPI Win:	250	WON-LOST	WINNING	LAST 10	STRENGTH OF	OPP. STRENGTH	TEAM	ADJ.	CONF.	ADJ CONF.
Average RPI Loss:	191	RECORD	PCT. RANK	GAMES	SCHEDULE	OF SCHEDULE	RPI	RPI	RPI	RPI
DIV. I ONLY	4- 13	303	3- 7	276	286	306	306	31	31	
DIV. I NON-CONF.	3- 10	284	2- 6	211	239	275	275	31	31	
TOTALS	RPI 1-25	RPI 26-50	W-L RECORDS	RPI 51-100	RPI 101-150	RPI 150+				
4- 13	0- 0	0- 1	OVERALL	0- 2	0- 2	4- 8				
0- 6	0- 0	0- 1	HOME	0- 1	0- 1	0- 3				
2- 6	0- 0	0- 0	AWAY	0- 0	0- 1	2- 5				
2- 1	0- 0	0- 0	NEUTRAL	0- 1	0- 0	2- 0				
3- 10	0- 0	0- 1	NON-CONFERENCE	0- 2	0- 2	3- 5				
0- 4	0- 0	0- 1	HOME	0- 1	0- 1	0- 1				
1- 5	0- 0	0- 0	AWAY	0- 0	0- 1	1- 4				
2- 1	0- 0	0- 0	NEUTRAL	0- 1	0- 0	2- 0				
1- 3	0- 0	0- 0	CONFERENCE	0- 0	0- 0	1- 3				
0- 2	0- 0	0- 0	HOME	0- 0	0- 0	0- 2				
1- 1	0- 0	0- 0	AWAY	0- 0	0- 0	1- 1				
0- 0	0- 0	0- 0	NEUTRAL	0- 0	0- 0	0- 0				

RPI S	Opponent	Score	RPI S	Opponent	Score	RPI S	Opponent	Score	RPI S	Opponent	Score	Team's RPI: 306
46	H Princeton	49 75	57	N Arkansas	23 72	116	A Bucknell	48 89	149	H Buffalo	47 65	
			86	H St. Bonaventure	54 63	177	H Stony Brook	45 48	178	N La Salle	57 56	
						215	A Cornell	52 63	217	A New Mexico	58 53	
						236	A Siena	41 49	251	H Maine	51 64	
						259	H Canisius	53 66	260	A Rider	63 66	
						279	A Niagara	53 69	291	N Massachusetts	56 51	
						312	A UMass Lowell	65 64	347	A UMBC	32 47	
LAST 12 Division I GAMES:												
251	H Maine	51 64	177	H Stony Brook	45 48							
312	A UMass Lowell	65 64	260	A Rider	63 66							
347	A UMBC	32 47	46	H Princeton	49 75							
178	N La Salle	57 56	86	H St. Bonaventure	54 63							
291	N Massachusetts	56 51	215	A Cornell	52 63							
236	A Siena	41 49	57	N Arkansas	23 72							

Non-Div I Games:

Binghamton

Loss, Non-Conf, S Site, H Home A Away N Neutral

## Tennessee St.

Through Games Of Jan. 19, 2014

Average RPI Win:	296	WON-LOST	WINNING	LAST 10	STRENGTH OF	OPP. STRENGTH	TEAM	ADJ.	CONF.	ADJ CONF.
Average RPI Loss:	202	RECORD	PCT. RANK	GAMES	SCHEDULE	OF SCHEDULE	RPI	RPI	RPI	RPI
DIV. I ONLY	5- 12	270	4- 5	323	277	307	307	29	29	
DIV. I NON-CONF.	2- 10	306	1- 5	304	209	310	310	29	29	
TOTALS	RPI 1-25	RPI 26-50	W-L RECORDS	RPI 51-100	RPI 101-150	RPI 150+				
5- 12	0- 1	0- 0	OVERALL	0- 1	0- 1	5- 9				
2- 3	0- 0	0- 0	HOME	0- 0	0- 0	2- 3				
3- 8	0- 1	0- 0	AWAY	0- 1	0- 1	3- 5				
0- 1	0- 0	0- 0	NEUTRAL	0- 0	0- 0	0- 1				
2- 10	0- 1	0- 0	NON-CONFERENCE	0- 1	0- 1	2- 7				
0- 2	0- 0	0- 0	HOME	0- 0	0- 0	0- 2				
2- 7	0- 1	0- 0	AWAY	0- 1	0- 1	2- 4				
0- 1	0- 0	0- 0	NEUTRAL	0- 0	0- 0	0- 1				
3- 2	0- 0	0- 0	CONFERENCE	0- 0	0- 0	3- 2				
2- 1	0- 0	0- 0	HOME	0- 0	0- 0	2- 1				
1- 1	0- 0	0- 0	AWAY	0- 0	0- 0	1- 1				
0- 0	0- 0	0- 0	NEUTRAL	0- 0	0- 0	0- 0				

RPI 1-25				RPI 26-50				RPI 51-100				RPI 101+ Team's RPI: 307			
RPI	S	Opponent	Score	RPI	S	Opponent	Score	RPI	S	Opponent	Score	RPI	S	Opponent	Score
8	A	Tennessee	43 94					80	A	Florida	56 86	104	A	Kansas St.	53 85
												163	A	Ole Miss	61 77
												178	N	La Salle	58 66
												203	A	Florida A&M	49 66
												211	A	Jacksonville	66 87
												229	H	Belmont	64 51
												256	H	A&M-Corpus Christi	74 76
												269	H	Tennessee Tech	68 77
												286	A	Troy	77 71
												308	A	Southeast Mo. St.	75 67
												313	A	Kennesaw St.	68 70
												314	H	Lipscomb	78 81
												325	H	Jacksonville St.	78 76
												328	A	Eastern Ill.	70 80
												333	A	North Florida	67 51
LAST 12 Division I GAMES:															
269	H	Tennessee Tech	68 77	229	H	Belmont	64 51								
308	A	Southeast Mo. St.	75 67	8	A	Tennessee	43 94								
325	H	Jacksonville St.	78 76	333	A	North Florida	67 51								
328	A	Eastern Ill.	70 80	211	A	Jacksonville	66 87								
178	N	La Salle	58 66	314	H	Lipscomb	78 81								
80	A	Florida	56 86	163	A	Ole Miss	61 77								

Non-Div I Games: Martin Methodist 92 61

Tennessee St.

■ Loss, 
■ Non-Conf, 
■ S Site, 
■ H Home 
■ A Away 
N Neutral

Average RPI Win:	311	WON-LOST	WINNING	LAST 10	STRENGTH OF	OPP. STRENGTH	TEAM	ADJ.	CONF.	ADJ CONF.
Average RPI Loss:	177	RECORD	PCT. RANK	GAMES	SCHEDULE	OF SCHEDULE	RPI	RPI	RPI	RPI
DIV. I ONLY	4- 12	296	2- 7	285	281	308	308	29	29	
DIV. I NON-CONF.	3- 9	278	1- 6	259	309	300	300	29	29	
TOTALS	RPI 1-25	RPI 26-50	W-L RECORDS	RPI 51-100	RPI 101-150	RPI 150+				
4- 12	0- 0	0- 0	OVERALL	0- 3	0- 3	4- 6				
2- 4	0- 0	0- 0	HOME	0- 0	0- 1	2- 3				
2- 7	0- 0	0- 0	AWAY	0- 2	0- 2	2- 3				
0- 1	0- 0	0- 0	NEUTRAL	0- 1	0- 0	0- 0				
3- 9	0- 0	0- 0	NON-CONFERENCE	0- 2	0- 3	3- 4				
2- 2	0- 0	0- 0	HOME	0- 0	0- 1	2- 1				
1- 6	0- 0	0- 0	AWAY	0- 1	0- 2	1- 3				
0- 1	0- 0	0- 0	NEUTRAL	0- 1	0- 0	0- 0				
1- 3	0- 0	0- 0	CONFERENCE	0- 1	0- 0	1- 2				
0- 2	0- 0	0- 0	HOME	0- 0	0- 0	0- 2				
1- 1	0- 0	0- 0	AWAY	0- 1	0- 0	1- 0				
0- 0	0- 0	0- 0	NEUTRAL	0- 0	0- 0	0- 0				

RPI S	Opponent	Score	RPI S	Opponent	Score	RPI S	Opponent	Score	RPI S	Opponent	Score	Team's RPI: 308
						57 N	Arkansas	37 88	107 A	Missouri	57 62	
						67 A	Wichita St.	46 67	132 H	Western Ky.	75 90	
						87 A	UT Martin	71 100	135 A	Missouri St.	66 77	
									217 A	New Mexico	55 73	
									229 H	Belmont	74 81	
									233 A	Austin Peay	75 64	
									250 H	Bradley	68 72	
									261 A	Saint Louis	34 52	
									275 A	Western Ill.	58 79	
									307 H	Tennessee St.	67 75	
									330 H	UMKC	76 74	
									338 H	Southern Ill.	72 50	
									343 A	Alabama A&M	76 64	
LAST 12 Division I GAMES:												
307 H	Tennessee St.	67 75	87 A	UT Martin	71 100							
233 A	Austin Peay	75 64	338 H	Southern Ill.	72 50							
229 H	Belmont	74 81	217 A	New Mexico	55 73							
135 A	Missouri St.	66 77	57 N	Arkansas	37 88							
261 A	Saint Louis	34 52	67 A	Wichita St.	46 67							
275 A	Western Ill.	58 79	107 A	Missouri	57 62							

Non-Div I Games: Ill.-Springfield 72 56

Southeast Mo. St.

■ Loss, 
 ■ Non-Conf, 
 ■ S Site, 
 ■ Home 
 ■ Away 
 N Neutral

Average RPI Win:	277	WON-LOST	WINNING	LAST 10	STRENGTH OF	OPP. STRENGTH	TEAM	ADJ.	CONF.	ADJ CONF.
Average RPI Loss:	186	RECORD	PCT. RANK	GAMES	SCHEDULE	OF SCHEDULE	RPI	RPI	RPI	RPI
DIV. I ONLY	6- 7	195	5- 5	334	280	309	309	32	32	
DIV. I NON-CONF.	4- 4	148	4- 3	216	216	218	218	32	32	
TOTALS	RPI 1-25	RPI 26-50	W-L RECORDS	RPI 51-100	RPI 101-150	RPI 150+				
6- 7	0- 0	0- 1	OVERALL	0- 1	0- 0	6- 5				
5- 3	0- 0	0- 0	HOME	0- 0	0- 0	5- 3				
0- 4	0- 0	0- 1	AWAY	0- 1	0- 0	0- 2				
1- 0	0- 0	0- 0	NEUTRAL	0- 0	0- 0	1- 0				
4- 4	0- 0	0- 1	NON-CONFERENCE	0- 1	0- 0	4- 2				
3- 2	0- 0	0- 0	HOME	0- 0	0- 0	3- 2				
0- 2	0- 0	0- 1	AWAY	0- 1	0- 0	0- 0				
1- 0	0- 0	0- 0	NEUTRAL	0- 0	0- 0	1- 0				
2- 3	0- 0	0- 0	CONFERENCE	0- 0	0- 0	2- 3				
2- 1	0- 0	0- 0	HOME	0- 0	0- 0	2- 1				
0- 2	0- 0	0- 0	AWAY	0- 0	0- 0	0- 2				
0- 0	0- 0	0- 0	NEUTRAL	0- 0	0- 0	0- 0				

RPI 1-25			RPI 26-50			RPI 51-100			RPI 101+			Team's RPI: 309
RPI	S	Opponent	Score	RPI	S	Opponent	Score	RPI	S	Opponent	Score	
				38	A	Georgia Tech	58 99	69	A	Mississippi St.	49 75	
								164	H	Savannah St.	57 52	
								191	H	Mississippi Val.	54 56	
								203	H	Florida A&M	64 63	
								216	H	Mercer	54 59	
								237	A	Grambling	63 66	
								264	A	Jackson St.	64 71	
								286	H	Troy	67 77	
								296	N	Brown	82 81	
								318	H	Samford	44 40	
								340	H	Ark.-Pine Bluff	70 61	
								343	H	Alabama A&M	92 45	
LAST 12 Division I GAMES:												
340	H	Ark.-Pine Bluff	70 61	343	H	Alabama A&M	92 45					
191	H	Mississippi Val.	54 56	164	H	Savannah St.	57 52					
264	A	Jackson St.	64 71	216	H	Mercer	54 59					
237	A	Grambling	63 66	203	H	Florida A&M	64 63					
296	N	Brown	82 81	69	A	Mississippi St.	49 75					
38	A	Georgia Tech	58 99	318	H	Samford	44 40					

Non-Div I Games: Stillman 80 52 Mobile 69 57 Bluefield Col. 64 49

Alabama St.

Loss, Non-Conf, S Site, H Home A Away N Neutral

Average RPI Win:	236	WON-LOST	WINNING	LAST 10	STRENGTH OF	OPP. STRENGTH	TEAM	ADJ.	CONF.	ADJ CONF.
Average RPI Loss:	157	RECORD	PCT. RANK	GAMES	SCHEDULE	OF SCHEDULE	RPI	RPI	RPI	RPI
DIV. I ONLY	3- 13	316	2- 8	199	219	310	310	13	13	
DIV. I NON-CONF.	3- 8	268	2- 5	264	244	309	309	12	12	
TOTALS	RPI 1-25	RPI 26-50	W-L RECORDS	RPI 51-100	RPI 101-150	RPI 150+				
3- 13	0- 0	0- 1	OVERALL	0- 3	0- 3	3- 6				
2- 7	0- 0	0- 1	HOME	0- 2	0- 1	2- 3				
0- 6	0- 0	0- 0	AWAY	0- 1	0- 2	0- 3				
1- 0	0- 0	0- 0	NEUTRAL	0- 0	0- 0	1- 0				
3- 8	0- 0	0- 0	NON-CONFERENCE	0- 3	0- 1	3- 4				
2- 4	0- 0	0- 0	HOME	0- 2	0- 0	2- 2				
0- 4	0- 0	0- 0	AWAY	0- 1	0- 1	0- 2				
1- 0	0- 0	0- 0	NEUTRAL	0- 0	0- 0	1- 0				
0- 5	0- 0	0- 1	CONFERENCE	0- 0	0- 2	0- 2				
0- 3	0- 0	0- 1	HOME	0- 0	0- 1	0- 1				
0- 2	0- 0	0- 0	AWAY	0- 0	0- 1	0- 1				
0- 0	0- 0	0- 0	NEUTRAL	0- 0	0- 0	0- 0				

RPI 1-25				RPI 26-50				RPI 51-100				RPI 101+				Team's RPI: 310	
RPI	S	Opponent	Score	RPI	S	Opponent	Score	RPI	S	Opponent	Score	RPI	S	Opponent	Score		
				47	H	Bowling Green	39 58	86	H	St. Bonaventure	44 61	115	A	Ball St.	31 55		
								88	H	Duquesne	63 94	131	H	Ohio	59 76		
								99	A	Cincinnati	46 65	134	A	Arkansas St.	61 92		
												157	H	Eastern Mich.	70 88		
												186	A	Akron	51 77		
												192	N	Stephen F. Austin	54 52		
												223	H	Georgia St.	55 56		
												229	A	Belmont	60 84		
												237	H	Eastern Ky.	75 74		
												252	A	Houston	44 54		
												279	H	Niagara	69 46		
												291	H	Massachusetts	61 69		
LAST 12 Division I GAMES:																	
				131	H	Ohio	59 76	186	A	Akron	51 77						
				115	A	Ball St.	31 55	223	H	Georgia St.	55 56						
				47	H	Bowling Green	39 58	279	H	Niagara	69 46						
				157	H	Eastern Mich.	70 88	192	N	Stephen F. Austin	54 52						
				86	H	St. Bonaventure	44 61	252	A	Houston	44 54						
				291	H	Massachusetts	61 69	229	A	Belmont	60 84						

Non-Div I Games:

Kent St.

Average RPI Win:	295	WON-LOST	WINNING	LAST 10	STRENGTH OF	OPP. STRENGTH	TEAM	ADJ.	CONF.	ADJ CONF.
Average RPI Loss:	184	RECORD	PCT. RANK	GAMES	SCHEDULE	OF SCHEDULE	RPI	RPI	RPI	RPI
DIV. I ONLY	4- 9	268	3- 6	338	172	311	311	24	24	
DIV. I NON-CONF.	1- 8	318	1- 6	301	190	335	335	24	24	
TOTALS	RPI 1-25	RPI 26-50	W-L RECORDS	RPI 51-100	RPI 101-150	RPI 150+				
4- 9	0- 1	0- 0	OVERALL	0- 1	0- 2	4- 5				
3- 0	0- 0	0- 0	HOME	0- 0	0- 0	3- 0				
1- 9	0- 1	0- 0	AWAY	0- 1	0- 2	1- 5				
0- 0	0- 0	0- 0	NEUTRAL	0- 0	0- 0	0- 0				
1- 8	0- 1	0- 0	NON-CONFERENCE	0- 1	0- 2	1- 4				
1- 0	0- 0	0- 0	HOME	0- 0	0- 0	1- 0				
0- 8	0- 1	0- 0	AWAY	0- 1	0- 2	0- 4				
0- 0	0- 0	0- 0	NEUTRAL	0- 0	0- 0	0- 0				
3- 1	0- 0	0- 0	CONFERENCE	0- 0	0- 0	3- 1				
2- 0	0- 0	0- 0	HOME	0- 0	0- 0	2- 0				
1- 1	0- 0	0- 0	AWAY	0- 0	0- 0	1- 1				
0- 0	0- 0	0- 0	NEUTRAL	0- 0	0- 0	0- 0				

RPI 1-25				RPI 26-50				RPI 51-100				RPI 101+ Team's RPI: 311			
RPI	S	Opponent	Score	RPI	S	Opponent	Score	RPI	S	Opponent	Score	RPI	S	Opponent	Score
10	A	South Carolina	26 70					51	A	Georgia	58 74	118	A	Col. of Charleston	56 70
												150	A	USC Upstate	57 58
												171	A	Clemson	46 88
												203	H	Florida A&M	68 57
												220	A	Coppin St.	49 62
												271	A	UNC Greensboro	63 72
												315	A	Morgan St.	80 53
												325	A	Jacksonville St.	63 73
												329	H	Presbyterian	43 41
												331	H	UMES	63 50
												343	A	Alabama A&M	78 81
LAST 12 Division I GAMES:															
220	A	Coppin St.	49 62	203	H	Florida A&M	68 57								
315	A	Morgan St.	80 53	171	A	Clemson	46 88								
331	H	UMES	63 50	118	A	Col. of Charleston	56 70								
10	A	South Carolina	26 70	51	A	Georgia	58 74								
325	A	Jacksonville St.	63 73	329	H	Presbyterian	43 41								
343	A	Alabama A&M	78 81	150	A	USC Upstate	57 58								

Non-Div I Games: Southern Wesleyan 104 69

South Carolina St.

Loss, Non-Conf, S Site, H Home A Away N Neutral

Average RPI Win:	347	WON-LOST	WINNING	LAST 10	STRENGTH OF	OPP. STRENGTH	TEAM	ADJ.	CONF.	ADJ CONF.
Average RPI Loss:	180	RECORD	PCT. RANK	GAMES	SCHEDULE	OF SCHEDULE	RPI	RPI	RPI	RPI
DIV. I ONLY	1- 14	339	1- 8	128	343	312	312	31	31	
DIV. I NON-CONF.	0- 10	338	0- 6	59	316	301	301	31	31	
TOTALS	RPI 1-25	RPI 26-50	W-L RECORDS	RPI 51-100	RPI 101-150	RPI 150+				
1- 14	0- 1	0- 0	OVERALL	0- 2	0- 3	1- 8				
0- 4	0- 0	0- 0	HOME	0- 0	0- 2	0- 2				
1- 10	0- 0	0- 0	AWAY	0- 0	0- 0	1- 1				
0- 0	0- 0	0- 0	NEUTRAL	0- 0	0- 0	0- 0				
0- 10	0- 1	0- 0	NON-CONFERENCE	0- 2	0- 2	0- 5				
0- 2	0- 0	0- 0	HOME	0- 0	0- 1	0- 1				
0- 8	0- 1	0- 0	AWAY	0- 2	0- 1	0- 4				
0- 0	0- 0	0- 0	NEUTRAL	0- 0	0- 0	0- 0				
1- 4	0- 0	0- 0	CONFERENCE	0- 0	0- 1	1- 3				
0- 2	0- 0	0- 0	HOME	0- 0	0- 1	0- 1				
1- 2	0- 0	0- 0	AWAY	0- 0	0- 0	1- 2				
0- 0	0- 0	0- 0	NEUTRAL	0- 0	0- 0	0- 0				

RPI 1-25				RPI 26-50				RPI 51-100				RPI 101+				Team's RPI: 312
RPI	S	Opponent	Score	RPI	S	Opponent	Score	RPI	S	Opponent	Score	RPI	S	Opponent	Score	
23	A	Oklahoma St.	52 103					72	A	Nebraska	42 77	103	H	Albany (NY)	50 87	
								96	A	St. Francis Brooklyn	59 77	127	A	Seton Hall	68 97	
												136	H	Holy Cross	69 92	
												160	A	Old Dominion	57 90	
												177	A	Stony Brook	63 86	
												190	H	Providence	74 109	
												213	A	Yale	77 90	
												262	A	Bryant	52 100	
												306	H	Binghamton	64 65	
												323	A	Rhode Island	70 77	
												335	A	Vermont	82 95	
												347	A	UMBC	65 57	
LAST 12 Division I GAMES:																
103	H	Albany (NY)	50 87	177	A	Stony Brook	63 86									
347	A	UMBC	65 57	160	A	Old Dominion	57 90									
306	H	Binghamton	64 65	335	A	Vermont	82 95									
262	A	Bryant	52 100	72	A	Nebraska	42 77									
323	A	Rhode Island	70 77	23	A	Oklahoma St.	52 103									
127	A	Seton Hall	68 97	96	A	St. Francis Brooklyn	59 77									

Non-Div I Games: Mount Ida 73 39

UMass Lowell

Loss, Non-Conf, S Site, H Home A Away N Neutral



Average RPI Win:	324	WON-LOST	WINNING	LAST 10	STRENGTH OF	OPP. STRENGTH	TEAM	ADJ.	CONF.	ADJ CONF.
Average RPI Loss:	171	RECORD	PCT. RANK	GAMES	SCHEDULE	OF SCHEDULE	RPI	RPI	RPI	RPI
DIV. I ONLY	4- 13	303	3- 7	232	332	313	313	22	22	
DIV. I NON-CONF.	2- 9	299	1- 5	229	340	328	328	21	21	
TOTALS	RPI 1-25	RPI 26-50	W-L RECORDS	RPI 51-100	RPI 101-150	RPI 150+				
4- 13	0- 0	0- 1	OVERALL	0- 4	0- 1	4- 7				
3- 6	0- 0	0- 0	HOME	0- 3	0- 0	3- 3				
1- 7	0- 0	0- 1	AWAY	0- 1	0- 1	1- 4				
0- 0	0- 0	0- 0	NEUTRAL	0- 0	0- 0	0- 0				
2- 9	0- 0	0- 1	NON-CONFERENCE	0- 2	0- 1	2- 5				
2- 3	0- 0	0- 0	HOME	0- 1	0- 0	2- 2				
0- 6	0- 0	0- 1	AWAY	0- 1	0- 1	0- 3				
0- 0	0- 0	0- 0	NEUTRAL	0- 0	0- 0	0- 0				
2- 4	0- 0	0- 0	CONFERENCE	0- 2	0- 0	2- 2				
1- 3	0- 0	0- 0	HOME	0- 2	0- 0	1- 1				
1- 1	0- 0	0- 0	AWAY	0- 0	0- 0	1- 1				
0- 0	0- 0	0- 0	NEUTRAL	0- 0	0- 0	0- 0				

RPI S	Opponent	Score	RPI S	Opponent	Score	RPI S	Opponent	Score	RPI S	Opponent	Score	Team's RPI: 313
29	A Middle Tenn.	32 68	51	A Georgia	32 91	118	A Col. of Charleston	66 87				
			71	H Stetson	75 98	196	A Northern Ky.	51 79				
			76	H FGCU	55 69	211	H Jacksonville	63 74				
			80	H Florida	62 83	223	H Georgia St.	54 60				
						258	A Gardner-Webb	58 84				
						284	A Murray St.	66 72				
						301	H Columbia	61 78				
						307	H Tennessee St.	70 68				
						314	A Lipscomb	82 78				
						325	A Jacksonville St.	65 78				
						333	H North Florida	59 51				
						343	H Alabama A&M	83 79				
LAST 12 Division I GAMES:												
76	H FGCU	55 69	71	H Stetson	75 98							
196	A Northern Ky.	51 79	301	H Columbia	61 78							
314	A Lipscomb	82 78	51	A Georgia	32 91							
333	H North Florida	59 51	29	A Middle Tenn.	32 68							
211	H Jacksonville	63 74	223	H Georgia St.	54 60							
343	H Alabama A&M	83 79	284	A Murray St.	66 72							

Non-Div I Games:

Kennesaw St.

■ Loss, 
 ■ Non-Conf, 
 ■ S Site, 
 ■ H Home 
 ■ A Away 
 N Neutral

Average RPI Win:	297	WON-LOST	WINNING	LAST 10	STRENGTH OF	OPP. STRENGTH	TEAM	ADJ.	CONF.	ADJ CONF.
Average RPI Loss:	194	RECORD	PCT. RANK	GAMES	SCHEDULE	OF SCHEDULE	RPI	RPI	RPI	RPI
DIV. I ONLY	3- 14	318	1- 9	271	275	314	314	22	22	
DIV. I NON-CONF.	3- 8	268	2- 4	183	245	243	243	21	21	
TOTALS	RPI 1-25	RPI 26-50	W-L RECORDS	RPI 51-100	RPI 101-150	RPI 150+				
3- 14	0- 2	0- 0	OVERALL	0- 1	0- 2	3- 9				
0- 5	0- 0	0- 0	HOME	0- 0	0- 0	0- 5				
2- 8	0- 2	0- 0	AWAY	0- 1	0- 2	2- 3				
1- 1	0- 0	0- 0	NEUTRAL	0- 0	0- 0	1- 1				
3- 8	0- 2	0- 0	NON-CONFERENCE	0- 1	0- 1	3- 4				
0- 3	0- 0	0- 0	HOME	0- 0	0- 0	0- 3				
2- 4	0- 2	0- 0	AWAY	0- 1	0- 1	2- 0				
1- 1	0- 0	0- 0	NEUTRAL	0- 0	0- 0	1- 1				
0- 6	0- 0	0- 0	CONFERENCE	0- 0	0- 1	0- 5				
0- 2	0- 0	0- 0	HOME	0- 0	0- 0	0- 2				
0- 4	0- 0	0- 0	AWAY	0- 0	0- 1	0- 3				
0- 0	0- 0	0- 0	NEUTRAL	0- 0	0- 0	0- 0				

RPI 1-25				RPI 26-50				RPI 51-100				RPI 101+ Team's RPI: 314			
RPI	S	Opponent	Score	RPI	S	Opponent	Score	RPI	S	Opponent	Score	RPI	S	Opponent	Score
8	A	Tennessee	42 110					51	A	Georgia	46 81	147	A	UAB	54 70
17	A	Kentucky	49 116									150	A	USC Upstate	69 92
												211	A	Jacksonville	65 86
												216	H	Mercer	72 79
												229	H	Belmont	52 68
												245	H	Morehead St.	77 82
												250	N	Bradley	85 87
												258	N	Gardner-Webb	86 68
												265	A	East Tenn. St.	75 78
												284	H	Murray St.	79 86
												307	A	Tennessee St.	81 78
												313	H	Kennesaw St.	78 82
												325	A	Jacksonville St.	86 76
												333	A	North Florida	66 78
LAST 12 Division I GAMES:															
211	A	Jacksonville	65 86	333	A	North Florida	66 78								
216	H	Mercer	72 79	258	N	Gardner-Webb	86 68								
313	H	Kennesaw St.	78 82	250	N	Bradley	85 87								
150	A	USC Upstate	69 92	51	A	Georgia	46 81								
265	A	East Tenn. St.	75 78	325	A	Jacksonville St.	86 76								
8	A	Tennessee	42 110	284	H	Murray St.	79 86								

Non-Div I Games:

Lipscomb

■ Loss, 
 ■ Non-Conf, S Site, 
 ■ Home 
 ■ Away 
 N Neutral

Average RPI Win: <b>222</b>	WON-LOST	WINNING	LAST 10	STRENGTH OF	OPP. STRENGTH	TEAM	ADJ.	CONF.	ADJ CONF.
Average RPI Loss: <b>178</b>	RECORD	PCT. RANK	GAMES	SCHEDULE	OF SCHEDULE	RPI	RPI	RPI	RPI
DIV. I ONLY	1- 13	336	1- 9	105	325	315	315	24	24
DIV. I NON-CONF.	1- 10	331	1- 8	50	267	268	268	24	24
TOTALS	RPI 1-25	RPI 26-50	W-L RECORDS	RPI 51-100	RPI 101-150	RPI 150+			
1- 13	0- 1	0- 0	OVERALL	0- 4	0- 1	1- 7			
1- 4	0- 0	0- 0	HOME	0- 1	0- 0	1- 3			
0- 7	0- 1	0- 0	AWAY	0- 3	0- 0	0- 3			
0- 2	0- 0	0- 0	NEUTRAL	0- 0	0- 1	0- 1			
1- 10	0- 1	0- 0	NON-CONFERENCE	0- 4	0- 1	1- 4			
1- 2	0- 0	0- 0	HOME	0- 1	0- 0	1- 1			
0- 6	0- 1	0- 0	AWAY	0- 3	0- 0	0- 2			
0- 2	0- 0	0- 0	NEUTRAL	0- 0	0- 1	0- 1			
0- 3	0- 0	0- 0	CONFERENCE	0- 0	0- 0	0- 3			
0- 2	0- 0	0- 0	HOME	0- 0	0- 0	0- 2			
0- 1	0- 0	0- 0	AWAY	0- 0	0- 0	0- 1			
0- 0	0- 0	0- 0	NEUTRAL	0- 0	0- 0	0- 0			

RPI 1-25				RPI 26-50				RPI 51-100				RPI 101+				Team's RPI: 315	
RPI	S	Opponent	Score	RPI	S	Opponent	Score	RPI	S	Opponent	Score	RPI	S	Opponent	Score		
21	A	North Carolina St.	52 94					61	H	Penn	51 85	138	N	Fairfield	46 75		
								84	A	George Washington	60 75	177	A	Stony Brook	55 79		
								90	A	Miami (FL)	42 80	215	H	Cornell	42 59		
								94	A	Army	48 73	222	H	Towson	69 63		
												240	N	Western Caro.	56 82		
												278	H	Howard	66 71		
												296	A	Brown	53 63		
												305	A	Norfolk St.	52 61		
												311	H	South Carolina St.	53 80		
LAST 12 Division I GAMES:																	
311	H	South Carolina St.	53 80	305	A	Norfolk St.	52 61	222	H	Towson	69 63						
61	H	Penn	51 85	84	A	George Washington	60 75	296	A	Brown	53 63						
215	H	Cornell	42 59	278	H	Howard	66 71	138	N	Fairfield	46 75						
240	N	Western Caro.	56 82	94	A	Army	48 73										
90	A	Miami (FL)	42 80														

Non-Div I Games: Wesley 90 55 Lincoln (PA) 86 **94**

Morgan St.

Loss, Non-Conf, S Site, H Home A Away N Neutral

N  
J  
I  
T

N  
J  
I  
T

NJIT

Page 316

RPI 1-25				RPI 26-50				RPI 51-100				RPI 101+				Team's RPI: 317	
RPI	S	Opponent	Score	RPI	S	Opponent	Score	RPI	S	Opponent	Score	RPI	S	Opponent	Score		
												116	H	Bucknell	47	71	
												122	A	Winthrop	49	70	
												127	A	Seton Hall	46	63	
												142	H	Richmond	71	77	
												164	H	Savannah St.	55	79	
												166	A	Xavier	67	64	
												184	A	High Point	54	68	
												230	H	Coastal Caro.	53	83	
												237	H	Eastern Ky.	47	60	
												239	H	Campbell	55	74	
												258	H	Gardner-Webb	59	57	
												266	H	UNC Asheville	65	69	
												270	A	Charleston So.	78	71	
												289	H	William & Mary	59	52	
												293	A	George Mason	65	66	
												329	A	Presbyterian	46	43	
												344	A	Radford	51	57	
												346	H	Utah Valley	59	57	
LAST 12 Division I GAMES:																	
				344	A	Radford	51	57				122	A	Winthrop	49	70	
				258	H	Gardner-Webb	59	57				230	H	Coastal Caro.	53	83	
				266	H	UNC Asheville	65	69				116	H	Bucknell	47	71	
				270	A	Charleston So.	78	71				237	H	Eastern Ky.	47	60	
				329	A	Presbyterian	46	43				164	H	Savannah St.	55	79	
				239	H	Campbell	55	74				184	A	High Point	54	68	

Longwood

Page 317

Average RPI Win:	243	WON-LOST	WINNING	LAST 10	STRENGTH OF	OPP. STRENGTH	TEAM	ADJ.	CONF.	ADJ CONF.
Average RPI Loss:	220	RECORD	PCT. RANK	GAMES	SCHEDULE	OF SCHEDULE	RPI	RPI	RPI	RPI
DIV. I ONLY	5- 13	284	3- 7	317	274	318	318	23	23	
DIV. I NON-CONF.	2- 8	295	0- 4	274	289	303	303	22	22	
TOTALS	RPI 1-25	RPI 26-50	W-L RECORDS	RPI 51-100	RPI 101-150	RPI 150+				
5- 13	0- 0	0- 0	OVERALL	0- 1	1- 2	4- 10				
2- 4	0- 0	0- 0	HOME	0- 0	0- 0	2- 4				
2- 8	0- 0	0- 0	AWAY	0- 1	1- 2	1- 5				
1- 1	0- 0	0- 0	NEUTRAL	0- 0	0- 0	1- 1				
2- 8	0- 0	0- 0	NON-CONFERENCE	0- 1	1- 2	1- 5				
0- 2	0- 0	0- 0	HOME	0- 0	0- 0	0- 2				
1- 5	0- 0	0- 0	AWAY	0- 1	1- 2	0- 2				
1- 1	0- 0	0- 0	NEUTRAL	0- 0	0- 0	1- 1				
3- 5	0- 0	0- 0	CONFERENCE	0- 0	0- 0	3- 5				
2- 2	0- 0	0- 0	HOME	0- 0	0- 0	2- 2				
1- 3	0- 0	0- 0	AWAY	0- 0	0- 0	1- 3				
0- 0	0- 0	0- 0	NEUTRAL	0- 0	0- 0	0- 0				

RPI 1-25			RPI 26-50			RPI 51-100			RPI 101+			Team's RPI: 318
RPI	S	Opponent	Score	RPI	S	Opponent	Score	RPI	S	Opponent	Score	
						59	A Oklahoma	35	66	140	A Memphis	62 60
										147	A UAB	50 83
										148	A Utah	49 69
										156	H Davidson	68 83
										162	H Furman	59 58
										169	A Elon	61 71
										173	N Rice	52 57
										216	H Mercer	52 56
										240	A Western Caro.	50 54
										267	A Appalachian St.	47 61
										271	A UNC Greensboro	65 52
										303	N South Ala.	70 49
										309	A Alabama St.	40 44
										319	H Ga. Southern	61 64
										325	H Jacksonville St.	54 60
										333	A North Florida	44 62
										337	H Wofford	64 52
LAST 12 Division I GAMES:												
162	H	Furman	59 58	337	H	Wofford	64 52					
240	A	Western Caro.	50 54	59	A	Oklahoma	35 66					
267	A	Appalachian St.	47 61	148	A	Utah	49 69					
319	H	Ga. Southern	61 64	271	A	UNC Greensboro	65 52					
156	H	Davidson	68 83	169	A	Elon	61 71					
325	H	Jacksonville St.	54 60	216	H	Mercer	52 56					

Non-Div I Games: Talladega

49

50

Samford

## Ga. Southern

Through Games Of Jan. 19, 2014

Average RPI Win:	293	WON-LOST	WINNING	LAST 10	STRENGTH OF	OPP. STRENGTH	TEAM	ADJ.	CONF.	ADJ CONF.
Average RPI Loss:	189	RECORD	PCT. RANK	GAMES	SCHEDULE	OF SCHEDULE	RPI	RPI	RPI	RPI
DIV. I ONLY	5- 13	284	3- 7	295	298	319	319	23	23	
DIV. I NON-CONF.	2- 9	299	1- 4	298	330	330	330	22	22	
TOTALS	RPI 1-25	RPI 26-50	W-L RECORDS	RPI 51-100	RPI 101-150	RPI 150+				
5- 13	0- 1	0- 0	OVERALL	0- 2	0- 0	5- 10				
3- 5	0- 0	0- 0	HOME	0- 0	0- 0	3- 5				
2- 6	0- 1	0- 0	AWAY	0- 2	0- 0	2- 3				
0- 2	0- 0	0- 0	NEUTRAL	0- 0	0- 0	0- 2				
2- 9	0- 1	0- 0	NON-CONFERENCE	0- 1	0- 0	2- 7				
1- 2	0- 0	0- 0	HOME	0- 0	0- 0	1- 2				
1- 5	0- 1	0- 0	AWAY	0- 1	0- 0	1- 3				
0- 2	0- 0	0- 0	NEUTRAL	0- 0	0- 0	0- 2				
3- 4	0- 0	0- 0	CONFERENCE	0- 1	0- 0	3- 3				
2- 3	0- 0	0- 0	HOME	0- 0	0- 0	2- 3				
1- 1	0- 0	0- 0	AWAY	0- 1	0- 0	1- 0				
0- 0	0- 0	0- 0	NEUTRAL	0- 0	0- 0	0- 0				

RPI 1-25				RPI 26-50				RPI 51-100				RPI 101+ Team's RPI: 319			
RPI	S	Opponent	Score	RPI	S	Opponent	Score	RPI	S	Opponent	Score	RPI	S	Opponent	Score
17	A	Kentucky	38 103					63	A	Chattanooga	60 69	156	H	Davidson	66 79
								65	A	Auburn	59 69	158	A	Fla. Atlantic	58 82
												162	H	Furman	62 67
												169	H	Elon	49 68
												180	H	Cal St. Northridge	58 70
												211	A	Jacksonville	58 79
												216	A	Mercer	61 54
												271	H	UNC Greensboro	74 71
												293	H	George Mason	64 85
												318	A	Samford	64 61
												325	H	Jacksonville St.	63 50
												327	N	Detroit	79 82
												328	N	Eastern Ill.	50 57
												333	A	North Florida	47 56
												337	H	Wofford	79 70
LAST 12 Division I GAMES:															
169	H	Elon	49 68	156	H	Davidson	66 79								
271	H	UNC Greensboro	74 71	328	N	Eastern Ill.	50 57								
318	A	Samford	64 61	337	H	Wofford	79 70								
63	A	Chattanooga	60 69	162	H	Furman	62 67								
293	H	George Mason	64 85	216	A	Mercer	61 54								
333	A	North Florida	47 56	327	N	Detroit	79 82								

Non-Div I Games:

Ga. Southern

■ Loss, 
 ■ Non-Conf, S Site, 
 ■ Home 
 ■ Away 
 N Neutral

Average RPI Win:	308	WON-LOST	WINNING	LAST 10	STRENGTH OF	OPP. STRENGTH	TEAM	ADJ.	CONF.	ADJ CONF.
Average RPI Loss:	212	RECORD	PCT. RANK	GAMES	SCHEDULE	OF SCHEDULE	RPI	RPI	RPI	RPI
DIV. I ONLY	4- 13	303	4- 6	288	345	320	320	27	27	
DIV. I NON-CONF.	2- 9	299	2- 4	295	346	325	325	27	27	
TOTALS	RPI 1-25	RPI 26-50	W-L RECORDS	RPI 51-100	RPI 101-150	RPI 150+				
4- 13	0- 0	0- 0	OVERALL	0- 2	0- 1	4- 10				
1- 6	0- 0	0- 0	HOME	0- 1	0- 0	1- 5				
3- 7	0- 0	0- 0	AWAY	0- 1	0- 1	3- 5				
0- 0	0- 0	0- 0	NEUTRAL	0- 0	0- 0	0- 0				
2- 9	0- 0	0- 0	NON-CONFERENCE	0- 1	0- 1	2- 7				
0- 5	0- 0	0- 0	HOME	0- 0	0- 0	0- 5				
2- 4	0- 0	0- 0	AWAY	0- 1	0- 1	2- 2				
0- 0	0- 0	0- 0	NEUTRAL	0- 0	0- 0	0- 0				
2- 4	0- 0	0- 0	CONFERENCE	0- 1	0- 0	2- 3				
1- 1	0- 0	0- 0	HOME	0- 1	0- 0	1- 0				
1- 3	0- 0	0- 0	AWAY	0- 0	0- 0	1- 3				
0- 0	0- 0	0- 0	NEUTRAL	0- 0	0- 0	0- 0				

RPI 1-25				RPI 26-50				RPI 51-100				RPI 101+ Team's RPI: 320					
RPI	S	Opponent	Score	RPI	S	Opponent	Score	RPI	S	Opponent	Score	RPI	S	Opponent	Score		
								61	A	Penn	59	70	141	A	Grand Canyon	63	72
								96	H	St. Francis Brooklyn	48	69	172	A	Mt. St. Mary's	62	63
													189	H	Southern Utah	44	57
													202	H	McNeese St.	57	71
													222	A	Towson	56	76
													251	H	Maine	50	66
													260	A	Rider	48	62
													262	A	Bryant	66	72
													272	H	Central Conn. St.	60	51
													285	A	Wagner	65	71
													297	A	Northern Ariz.	78	72
													301	H	Columbia	59	62
													316	H	NJIT	58	60
													322	A	Monmouth	67	52
													341	A	Fairleigh Dickinson	86	64
LAST 12 Division I GAMES:																	
262	A	Bryant	66	72	341	A	Fairleigh Dickinson	86	64								
272	H	Central Conn. St.	60	51	141	A	Grand Canyon	63	72								
96	H	St. Francis Brooklyn	48	69	322	A	Monmouth	67	52								
172	A	Mt. St. Mary's	62	63	222	A	Towson	56	76								
285	A	Wagner	65	71	61	A	Penn	59	70								
297	A	Northern Ariz.	78	72	189	H	Southern Utah	44	57								

Non-Div I Games:

LIU Brooklyn

■ Loss, 
 ■ Non-Conf, S Site, 
 ■ Home 
 ■ Away 
 N Neutral



Average RPI Win:	282	WON-LOST	WINNING	LAST 10	STRENGTH OF	OPP. STRENGTH	TEAM	ADJ.	CONF.	ADJ CONF.
Average RPI Loss:	164	RECORD	PCT. RANK	GAMES	SCHEDULE	OF SCHEDULE	RPI	RPI	RPI	RPI
DIV. I ONLY	2- 14	331	2- 8	257	167	321	321	17	17	
DIV. I NON-CONF.	2- 11	314	2- 7	262	184	311	311	18	18	
TOTALS	RPI 1-25	RPI 26-50	W-L RECORDS	RPI 51-100	RPI 101-150	RPI 150+				
2- 14	0- 1	0- 0	OVERALL	0- 0	0- 5	2- 8				
0- 6	0- 0	0- 0	HOME	0- 0	0- 3	0- 3				
1- 7	0- 1	0- 0	AWAY	0- 0	0- 1	1- 5				
1- 1	0- 0	0- 0	NEUTRAL	0- 0	0- 1	1- 0				
2- 11	0- 1	0- 0	NON-CONFERENCE	0- 0	0- 4	2- 6				
0- 4	0- 0	0- 0	HOME	0- 0	0- 2	0- 2				
1- 6	0- 1	0- 0	AWAY	0- 0	0- 1	1- 4				
1- 1	0- 0	0- 0	NEUTRAL	0- 0	0- 1	1- 0				
0- 3	0- 0	0- 0	CONFERENCE	0- 0	0- 1	0- 2				
0- 2	0- 0	0- 0	HOME	0- 0	0- 1	0- 1				
0- 1	0- 0	0- 0	AWAY	0- 0	0- 0	0- 1				
0- 0	0- 0	0- 0	NEUTRAL	0- 0	0- 0	0- 0				

RPI S	Opponent	Score	RPI S	Opponent	Score	RPI S	Opponent	Score	RPI S	Opponent	Score	Team's RPI: 321
6	A Notre Dame	46 96							106	H Butler	50 65	
									110	H Wright St.	65 79	
									113	N Montana St.	85 96	
									117	H IUPUI	51 84	
									143	A Illinois	59 87	
									168	H South Dakota	70 81	
									179	A Tulsa	70 84	
									193	A FIU	47 65	
									207	H Youngstown St.	49 62	
									208	A Oakland	55 88	
									212	H Western Mich.	50 72	
									218	A Toledo	63 61	
									261	A Saint Louis	56 78	
									269	A Tennessee Tech	78 84	
									345	N Chicago St.	74 50	
LAST 12 Division I GAMES:												
208	A Oakland	55 88	110	H Wright St.	65 79							
207	H Youngstown St.	49 62	218	A Toledo	63 61							
179	A Tulsa	70 84	345	N Chicago St.	74 50							
168	H South Dakota	70 81	113	N Montana St.	85 96							
212	H Western Mich.	50 72	193	A FIU	47 65							
106	H Butler	50 65	269	A Tennessee Tech	78 84							

Non-Div I Games:

Valparaiso

■ Loss, 
■ Non-Conf, S Site, 
■ Home 
■ Away 
N Neutral

Average RPI Win:	241	WON-LOST	WINNING	LAST 10	STRENGTH OF	OPP. STRENGTH	TEAM	ADJ.	CONF.	ADJ CONF.
Average RPI Loss:	202	RECORD	PCT. RANK	GAMES	SCHEDULE	OF SCHEDULE	RPI	RPI	RPI	RPI
DIV. I ONLY	4- 15	311	3- 7	255	302	322	322	18	18	
DIV. I NON-CONF.	1- 10	331	1- 3	138	307	316	316	16	16	
TOTALS	RPI 1-25	RPI 26-50	W-L RECORDS	RPI 51-100	RPI 101-150	RPI 150+				
4- 15	0- 1	0- 1	OVERALL	0- 1	1- 1	3- 11				
3- 5	0- 0	0- 0	HOME	0- 0	1- 0	2- 5				
1- 6	0- 1	0- 0	AWAY	0- 0	0- 1	1- 4				
0- 4	0- 0	0- 1	NEUTRAL	0- 1	0- 0	0- 2				
1- 10	0- 1	0- 1	NON-CONFERENCE	0- 1	0- 1	1- 6				
1- 3	0- 0	0- 0	HOME	0- 0	0- 0	1- 3				
0- 3	0- 1	0- 0	AWAY	0- 0	0- 1	0- 1				
0- 4	0- 0	0- 1	NEUTRAL	0- 1	0- 0	0- 2				
3- 5	0- 0	0- 0	CONFERENCE	0- 0	1- 0	2- 5				
2- 2	0- 0	0- 0	HOME	0- 0	1- 0	1- 2				
1- 3	0- 0	0- 0	AWAY	0- 0	0- 0	1- 3				
0- 0	0- 0	0- 0	NEUTRAL	0- 0	0- 0	0- 0				

RPI	S	Opponent	Score	RPI	S	Opponent	Score	RPI	S	Opponent	Score	RPI	S	Opponent	Score	Team's RPI: 322
3	A	UConn	46 100	47	N	Bowling Green	48 71	86	N	St. Bonaventure	55 61	137	A	Delaware	58 72	
												138	H	Fairfield	62 57	
												157	N	Eastern Mich.	53 64	
												177	A	Stony Brook	52 69	
												195	N	Boston U.	43 52	
												213	H	Yale	55 64	
												236	A	Siena	64 49	
												259	A	Canisius	52 60	
												259	H	Canisius	64 56	
												260	H	Rider	53 64	
												279	A	Niagara	45 48	
												285	H	Wagner	57 70	
												288	A	Manhattan	59 65	
												320	H	LIU Brooklyn	52 67	
												326	H	Saint Peter's	63 68	
												331	H	UMES	67 65	
LAST 12 Division I GAMES:																
259	A	Canisius	52 60	279	A	Niagara	45 48									
236	A	Siena	64 49	326	H	Saint Peter's	63 68									
259	H	Canisius	64 56	157	N	Eastern Mich.	53 64									
260	H	Rider	53 64	177	A	Stony Brook	52 69									
138	H	Fairfield	62 57	320	H	LIU Brooklyn	52 67									
288	A	Manhattan	59 65	331	H	UMES	67 65									

Non-Div I Games:

Monmouth

## Rhode Island

Through Games Of Jan. 19, 2014

Average RPI Win:	317	WON-LOST	WINNING	LAST 10	STRENGTH OF	OPP. STRENGTH	TEAM	ADJ.	CONF.	ADJ CONF.
Average RPI Loss:	170	RECORD	PCT. RANK	GAMES	SCHEDULE	OF SCHEDULE	RPI	RPI	RPI	RPI
DIV. I ONLY	5- 12	270	4- 5	297	263	323	323	9	9	
DIV. I NON-CONF.	4- 8	242	3- 3	336	331	334	334	9	9	
TOTALS	RPI 1-25	RPI 26-50	W-L RECORDS	RPI 51-100	RPI 101-150	RPI 150+				
5- 12	0- 1	0- 0	OVERALL	0- 1	0- 2	5- 8				
4- 5	0- 0	0- 0	HOME	0- 0	0- 1	4- 4				
0- 7	0- 1	0- 0	AWAY	0- 1	0- 1	0- 4				
1- 0	0- 0	0- 0	NEUTRAL	0- 0	0- 0	1- 0				
4- 8	0- 0	0- 0	NON-CONFERENCE	0- 0	0- 1	4- 7				
3- 4	0- 0	0- 0	HOME	0- 0	0- 1	3- 3				
0- 4	0- 0	0- 0	AWAY	0- 0	0- 0	0- 4				
1- 0	0- 0	0- 0	NEUTRAL	0- 0	0- 0	1- 0				
1- 4	0- 1	0- 0	CONFERENCE	0- 1	0- 1	1- 1				
1- 1	0- 0	0- 0	HOME	0- 0	0- 0	1- 1				
0- 3	0- 1	0- 0	AWAY	0- 1	0- 1	0- 0				
0- 0	0- 0	0- 0	NEUTRAL	0- 0	0- 0	0- 0				

RPI	S	Opponent	Score	RPI	S	Opponent	Score	RPI	S	Opponent	Score	RPI	S	Opponent	Score
11	A	Saint Joseph's	35 72					88	A	Duquesne	47 62	137	H	Delaware	43 64
												142	A	Richmond	43 49
												158	A	Fla. Atlantic	62 78
												167	H	Northeastern	59 64
												178	H	La Salle	44 50
												190	H	Providence	51 54
												195	A	Boston U.	49 52
												200	H	Lehigh	57 65
												272	A	Central Conn. St.	58 65
												293	H	George Mason	59 40
												296	A	Brown	56 66
												312	H	UMass Lowell	77 70
												316	H	NJIT	57 42
												327	N	Detroit	70 59
												335	H	Vermont	63 50
LAST 12 Division I GAMES:															
293	H	George Mason	59 40	88	A	Duquesne	47 62	312	H	UMass Lowell	77 70				
11	A	Saint Joseph's	35 72	316	H	NJIT	57 42	296	A	Brown	56 66				
142	A	Richmond	43 49	158	A	Fla. Atlantic	62 78								
178	H	La Salle	44 50	327	N	Detroit	70 59								
190	H	Providence	51 54												
335	H	Vermont	63 50												

Non-Div I Games: Molloy 49 38

Rhode Island

■ Loss, 
 ■ Non-Conf, 
 ■ S Site, 
 ■ H Home 
 ■ A Away 
 N Neutral

Average RPI Win:	336	WON-LOST	WINNING	LAST 10	STRENGTH OF	OPP. STRENGTH	TEAM	ADJ.	CONF.	ADJ CONF.
Average RPI Loss:	139	RECORD	PCT. RANK	GAMES	SCHEDULE	OF SCHEDULE	RPI	RPI	RPI	RPI
DIV. I ONLY	1- 13	336	1- 9	189	141	324	324	32	32	
DIV. I NON-CONF.	0- 10	338	0- 8	87	60	297	297	32	32	
TOTALS	RPI 1-25	RPI 26-50	W-L RECORDS	RPI 51-100	RPI 101-150	RPI 150+				
1- 13	0- 1	0- 3	OVERALL	0- 2	0- 0	1- 7				
1- 2	0- 0	0- 0	HOME	0- 0	0- 0	1- 2				
0- 8	0- 1	0- 2	AWAY	0- 1	0- 0	0- 4				
0- 3	0- 0	0- 1	NEUTRAL	0- 1	0- 0	0- 1				
0- 10	0- 1	0- 3	NON-CONFERENCE	0- 2	0- 0	0- 4				
0- 1	0- 0	0- 0	HOME	0- 0	0- 0	0- 1				
0- 6	0- 1	0- 2	AWAY	0- 1	0- 0	0- 2				
0- 3	0- 0	0- 1	NEUTRAL	0- 1	0- 0	0- 1				
1- 3	0- 0	0- 0	CONFERENCE	0- 0	0- 0	1- 3				
1- 1	0- 0	0- 0	HOME	0- 0	0- 0	1- 1				
0- 2	0- 0	0- 0	AWAY	0- 0	0- 0	0- 2				
0- 0	0- 0	0- 0	NEUTRAL	0- 0	0- 0	0- 0				

RPI 1-25				RPI 26-50				RPI 51-100				RPI 101+				Team's RPI: 324
RPI	S	Opponent	Score	RPI	S	Opponent	Score	RPI	S	Opponent	Score	RPI	S	Opponent	Score	
25	A	Texas A&M	27 76	26	A	Florida St.	37 88	82	A	TCU	47 76	173	H	Rice	63 77	
				44	N	James Madison	50 79	83	N	Drexel	45 53	182	H	Southern U.	74 88	
				48	A	Central Mich.	66 90					192	N	Stephen F. Austin	70 76	
												193	A	FIU	52 77	
												244	A	Texas Southern	59 63	
												252	A	Houston	46 74	
												264	A	Jackson St.	82 83	
												336	H	Alcorn	71 68	
LAST 12 Division I GAMES:																
244	A	Texas Southern	59 63	264	A	Jackson St.	82 83									
336	H	Alcorn	71 68	44	N	James Madison	50 79									
182	H	Southern U.	74 88	193	A	FIU	52 77									
82	A	TCU	47 76	252	A	Houston	46 74									
48	A	Central Mich.	66 90	192	N	Stephen F. Austin	70 76									
83	N	Drexel	45 53	26	A	Florida St.	37 88									

Non-Div I Games:

Prairie View

Loss, Non-Conf, S Site, H Home A Away N Neutral

Average RPI Win:	318	WON-LOST	WINNING	LAST 10	STRENGTH OF	OPP. STRENGTH	TEAM	ADJ.	CONF.	ADJ CONF.
Average RPI Loss:	204	RECORD	PCT. RANK	GAMES	SCHEDULE	OF SCHEDULE	RPI	RPI	RPI	RPI
DIV. I ONLY	6- 14	269	4- 6	312	336	325	325	29	29	
DIV. I NON-CONF.	4- 9	255	2- 3	322	326	319	319	29	29	
TOTALS	RPI 1-25	RPI 26-50	W-L RECORDS	RPI 51-100	RPI 101-150	RPI 150+				
6- 14	0- 0	0- 0	OVERALL	0- 4	0- 0	6- 10				
4- 5	0- 0	0- 0	HOME	0- 2	0- 0	4- 3				
2- 8	0- 0	0- 0	AWAY	0- 1	0- 0	2- 7				
0- 1	0- 0	0- 0	NEUTRAL	0- 1	0- 0	0- 0				
4- 9	0- 0	0- 0	NON-CONFERENCE	0- 3	0- 0	4- 6				
2- 4	0- 0	0- 0	HOME	0- 1	0- 0	2- 3				
2- 4	0- 0	0- 0	AWAY	0- 1	0- 0	2- 3				
0- 1	0- 0	0- 0	NEUTRAL	0- 1	0- 0	0- 0				
2- 5	0- 0	0- 0	CONFERENCE	0- 1	0- 0	2- 4				
2- 1	0- 0	0- 0	HOME	0- 1	0- 0	2- 0				
0- 4	0- 0	0- 0	AWAY	0- 0	0- 0	0- 4				
0- 0	0- 0	0- 0	NEUTRAL	0- 0	0- 0	0- 0				

RPI 1-25			RPI 26-50			RPI 51-100			RPI 101+			Team's RPI: 325
RPI	S	Opponent	Score	RPI	S	Opponent	Score	RPI	S	Opponent	Score	
						63 H Chattanooga	53 68	163 A Ole Miss		62 83		
						65 A Auburn	49 66	216 H Mercer		54 60		
						84 N George Washington	71 100	223 A Georgia St.		63 65		
						87 H UT Martin	75 88	229 A Belmont		50 92		
								237 A Eastern Ky.		61 68		
								269 A Tennessee Tech		67 72		
								276 H Central Ark.		54 58		
								299 H SIU Edwardsville		71 68		
								307 A Tennessee St.		76 78		
								311 H South Carolina St.		73 63		
								313 H Kennesaw St.		78 65		
								314 H Lipscomb		76 86		
								318 A Samford		60 54		
								319 A Ga. Southern		50 63		
								328 H Eastern Ill.		61 46		
								339 A New Orleans		54 51		
LAST 12 Division I GAMES:												
299	H	SIU Edwardsville	71 68	237	A	Eastern Ky.	61 68					
328	H	Eastern Ill.	61 46	269	A	Tennessee Tech	67 72					
229	A	Belmont	50 92	311	H	South Carolina St.	73 63					
307	A	Tennessee St.	76 78	216	H	Mercer	54 60					
318	A	Samford	60 54	314	H	Lipscomb	76 86					
87	H	UT Martin	75 88	63	H	Chattanooga	53 68					

Non-Div I Games:

Jacksonville St.

■ Loss, 
 ■ Non-Conf, 
 ■ S Site, 
 ■ H Home 
 ■ A Away 
 N Neutral

## Saint Peter's

Through Games Of Jan. 19, 2014

Average RPI Win:	314	WON-LOST	WINNING	LAST 10	STRENGTH OF	OPP. STRENGTH	TEAM	ADJ.	CONF.	ADJ CONF.
Average RPI Loss:	190	RECORD	PCT. RANK	GAMES	SCHEDULE	OF SCHEDULE	RPI	RPI	RPI	RPI
DIV. I ONLY	3- 14	318	3- 7	269	308	326	326	18	18	
DIV. I NON-CONF.	1- 8	318	1- 3	237	327	329	329	16	16	
TOTALS	RPI 1-25	RPI 26-50	W-L RECORDS	RPI 51-100	RPI 101-150	RPI 150+				
3- 14	0- 0	0- 1	OVERALL	0- 3	0- 0	3- 10				
1- 8	0- 0	0- 1	HOME	0- 2	0- 0	1- 5				
2- 6	0- 0	0- 0	AWAY	0- 1	0- 0	2- 5				
0- 0	0- 0	0- 0	NEUTRAL	0- 0	0- 0	0- 0				
1- 8	0- 0	0- 0	NON-CONFERENCE	0- 2	0- 0	1- 6				
0- 5	0- 0	0- 0	HOME	0- 1	0- 0	0- 4				
1- 3	0- 0	0- 0	AWAY	0- 1	0- 0	1- 2				
0- 0	0- 0	0- 0	NEUTRAL	0- 0	0- 0	0- 0				
2- 6	0- 0	0- 1	CONFERENCE	0- 1	0- 0	2- 4				
1- 3	0- 0	0- 1	HOME	0- 1	0- 0	1- 1				
1- 3	0- 0	0- 0	AWAY	0- 0	0- 0	1- 3				
0- 0	0- 0	0- 0	NEUTRAL	0- 0	0- 0	0- 0				













































RPI 1-25				RPI 26-50				RPI 51-100				RPI 101+				Team's RPI: 326	
RPI	S	Opponent	Score	RPI	S	Opponent	Score	RPI	S	Opponent	Score	RPI	S	Opponent	Score		
				50	H	Iona	61 65	70	H	Quinnipiac	40 71	176	H	Sacred Heart	73 76		
								74	H	Navy	51 70	177	H	Stony Brook	47 77		
								93	A	Hampton	37 64	200	A	Lehigh	54 75		
												213	A	Yale	35 66		
												253	H	Loyola Maryland	65 66		
												259	A	Canisius	47 48		
												260	A	Rider	40 68		
												260	H	Rider	55 56		
												279	A	Niagara	46 78		
												279	H	Niagara	67 55		
												296	H	Brown	52 64		
												322	A	Monmouth	68 63		
												341	A	Fairleigh Dickinson	62 56		
LAST 12 Division I GAMES:																	
				70	H	Quinnipiac	40 71	260	H	Rider	55 56						
				279	H	Niagara	67 55	322	A	Monmouth	68 63						
				260	A	Rider	40 68	213	A	Yale	35 66						
				259	A	Canisius	47 48	341	A	Fairleigh Dickinson	62 56						
				279	A	Niagara	46 78	200	A	Lehigh	54 75						
				50	H	Iona	61 65	177	H	Stony Brook	47 77						

Non-Div I Games:

Saint Peter's

■ Loss, 
 ■ Non-Conf, 
 ■ S Site, 
 ■ H Home 
 ■ A Away 
 N Neutral

Average RPI Win: <b>332</b>	WON-LOST	WINNING	LAST 10	STRENGTH OF	OPP. STRENGTH	TEAM	ADJ.	CONF.	ADJ CONF.
Average RPI Loss: <b>165</b>	RECORD	PCT. RANK	GAMES	SCHEDULE	OF SCHEDULE	RPI	RPI	RPI	RPI
DIV. I ONLY	2- 13	328	2- 7	238	267	327	327	17	17
DIV. I NON-CONF.	2- 9	299	2- 5	286	299	327	327	18	18
TOTALS	RPI 1-25	RPI 26-50	W-L RECORDS	RPI 51-100	RPI 101-150	RPI 150+			
2- 13	0- 0	0- 1	OVERALL	0- 1	0- 3	2- 8			
0- 7	0- 0	0- 0	HOME	0- 1	0- 2	0- 4			
0- 5	0- 0	0- 1	AWAY	0- 0	0- 1	0- 3			
2- 1	0- 0	0- 0	NEUTRAL	0- 0	0- 0	2- 1			
2- 9	0- 0	0- 1	NON-CONFERENCE	0- 1	0- 1	2- 6			
0- 4	0- 0	0- 0	HOME	0- 1	0- 1	0- 2			
0- 4	0- 0	0- 1	AWAY	0- 0	0- 0	0- 3			
2- 1	0- 0	0- 0	NEUTRAL	0- 0	0- 0	2- 1			
0- 4	0- 0	0- 0	CONFERENCE	0- 0	0- 2	0- 2			
0- 3	0- 0	0- 0	HOME	0- 0	0- 1	0- 2			
0- 1	0- 0	0- 0	AWAY	0- 0	0- 1	0- 0			
0- 0	0- 0	0- 0	NEUTRAL	0- 0	0- 0	0- 0			

RPI 1-25	RPI 26-50	RPI 51-100	RPI 101+	Team's RPI: 327
RPI S Opponent Score	RPI S Opponent Score	RPI S Opponent Score	RPI S Opponent Score	
	36  Michigan St. 41  80	64  Michigan 63  83	110  Wright St. 57  82	
			111  Ill.-Chicago 67  83	
			115  Ball St. 74  80	
			151  Cleveland St. 71  78	
			157  Eastern Mich. 96  104	
			181  IPFW 73  84	
			208  Oakland 63  78	
			212  Western Mich. 86  103	
			218  Toledo 70  79	
			259  Canisius 67  77	
			319 N Ga. Southern 82 79	
			323 N Rhode Island 59  70	
			345 N Chicago St. 85 64	
LAST 12 Division I GAMES:				
208  Oakland 63  78	111  Ill.-Chicago 67  83			
151  Cleveland St. 71  78	218  Toledo 70  79			
110  Wright St. 57  82	319 N Ga. Southern 82 79			
181  IPFW 73  84	323 N Rhode Island 59  70			
157  Eastern Mich. 96  104	115  Ball St. 74  80			
345 N Chicago St. 85 64	36  Michigan St. 41  80			

Non-Div I Games: Madonna 76  86 Lawrence Tech 84 60

Detroit

Average RPI Win:	277	WON-LOST	WINNING	LAST 10	STRENGTH OF	OPP. STRENGTH	TEAM	ADJ.	CONF.	ADJ CONF.
Average RPI Loss:	254	RECORD	PCT. RANK	GAMES	SCHEDULE	OF SCHEDULE	RPI	RPI	RPI	RPI
DIV. I ONLY	7- 10	223	5- 5	343	337	328	328	29	29	
DIV. I NON-CONF.	5- 6	173	3- 3	342	333	304	304	29	29	
TOTALS	RPI 1-25	RPI 26-50	W-L RECORDS	RPI 51-100	RPI 101-150	RPI 150+				
7- 10	0- 0	0- 0	OVERALL	0- 0	0- 2	7- 8				
4- 3	0- 0	0- 0	HOME	0- 0	0- 1	4- 2				
1- 6	0- 0	0- 0	AWAY	0- 0	0- 0	1- 6				
2- 1	0- 0	0- 0	NEUTRAL	0- 0	0- 1	2- 0				
5- 6	0- 0	0- 0	NON-CONFERENCE	0- 0	0- 2	5- 4				
2- 1	0- 0	0- 0	HOME	0- 0	0- 1	2- 0				
1- 4	0- 0	0- 0	AWAY	0- 0	0- 0	1- 4				
2- 1	0- 0	0- 0	NEUTRAL	0- 0	0- 1	2- 0				
2- 4	0- 0	0- 0	CONFERENCE	0- 0	0- 0	2- 4				
2- 2	0- 0	0- 0	HOME	0- 0	0- 0	2- 2				
0- 2	0- 0	0- 0	AWAY	0- 0	0- 0	0- 2				
0- 0	0- 0	0- 0	NEUTRAL	0- 0	0- 0	0- 0				

RPI 1-25			RPI 26-50			RPI 51-100			RPI 101+			Team's RPI: 328
RPI	S	Opponent	Score	RPI	S	Opponent	Score	RPI	S	Opponent	Score	
								119	H	Indiana St.	53	65
								147	N	UAB	46	79
								209	H	Loyola Chicago	81	80
								233	H	Austin Peay	56	64
								237	H	Eastern Ky.	75	71
								245	H	Morehead St.	64	75
								250	A	Bradley	71	67
								261	A	Saint Louis	52	71
								269	A	Tennessee Tech	54	64
								274	A	Evansville	46	81
								275	H	Western Ill.	68	64
								307	H	Tennessee St.	80	70
								319	N	Ga. Southern	57	50
								325	A	Jacksonville St.	46	61
								330	A	UMKC	62	69
								338	A	Southern Ill.	60	66
								342	N	Air Force	76	44
LAST 12 Division I GAMES:												
269	A	Tennessee Tech	54	64	233	H	Austin Peay	56	64			
325	A	Jacksonville St.	46	61	319	N	Ga. Southern	57	50			
237	H	Eastern Ky.	75	71	338	A	Southern Ill.	60	66			
245	H	Morehead St.	64	75	250	A	Bradley	71	67			
307	H	Tennessee St.	80	70	330	A	UMKC	62	69			
342	N	Air Force	76	44	147	N	UAB	46	79			

Non-Div I Games:

Eastern Ill.

■ Loss, 
 ■ Non-Conf, 
 ■ S Site, 
 ■ H Home 
 ■ A Away 
 N Neutral



Presbyterian

Through Games Of Jan. 19, 2014

Average RPI Win:	287	WON-LOST	WINNING	LAST 10	STRENGTH OF	OPP. STRENGTH	TEAM	ADJ.	CONF.	ADJ CONF.
Average RPI Loss:	182	RECORD	PCT. RANK	GAMES	SCHEDULE	OF SCHEDULE	RPI	RPI	RPI	RPI
DIV. I ONLY	2- 14	331	2- 7	190	314	329	329	28	28	
DIV. I NON-CONF.	0- 7	338	0- 2	86	221	306	306	28	28	
TOTALS	RPI 1-25	RPI 26-50	W-L RECORDS	RPI 51-100	RPI 101-150	RPI 150+				
2- 14	0- 1	0- 0	OVERALL	0- 2	0- 2	2- 9				
2- 5	0- 0	0- 0	HOME	0- 0	0- 0	2- 5				
0- 9	0- 1	0- 0	AWAY	0- 2	0- 2	0- 4				
0- 0	0- 0	0- 0	NEUTRAL	0- 0	0- 0	0- 0				
0- 7	0- 1	0- 0	NON-CONFERENCE	0- 2	0- 1	0- 3				
0- 2	0- 0	0- 0	HOME	0- 0	0- 0	0- 2				
0- 5	0- 1	0- 0	AWAY	0- 2	0- 1	0- 1				
0- 0	0- 0	0- 0	NEUTRAL	0- 0	0- 0	0- 0				
2- 7	0- 0	0- 0	CONFERENCE	0- 0	0- 1	2- 6				
2- 3	0- 0	0- 0	HOME	0- 0	0- 0	2- 3				
0- 4	0- 0	0- 0	AWAY	0- 0	0- 1	0- 3				
0- 0	0- 0	0- 0	NEUTRAL	0- 0	0- 0	0- 0				

RPI 1-25				RPI 26-50				RPI 51-100				RPI 101+ Team's RPI: 329			
RPI	S	Opponent	Score	RPI	S	Opponent	Score	RPI	S	Opponent	Score	RPI	S	Opponent	Score
21	A	North Carolina St.	45 85					51	A	Georgia	30 45	120	A	Virginia Tech	33 55
								65	A	Auburn	27 64	122	A	Winthrop	50 55
												153	A	Liberty	51 59
												184	A	High Point	64 75
												197	H	N.C. Central	44 55
												230	H	Coastal Caro.	71 68
												239	H	Campbell	43 46
												240	H	Western Caro.	38 42
												258	H	Gardner-Webb	52 54
												266	A	UNC Asheville	47 54
												311	A	South Carolina St.	41 43
												317	H	Longwood	43 46
												344	H	Radford	70 45
LAST 12 Division I GAMES:															
230	H	Coastal Caro.	71 68	239	H	Campbell	43 46								
153	A	Liberty	51 59	122	A	Winthrop	50 55								
184	A	High Point	64 75	65	A	Auburn	27 64								
344	H	Radford	70 45	258	H	Gardner-Webb	52 54								
317	H	Longwood	43 46	240	H	Western Caro.	38 42								
266	A	UNC Asheville	47 54	120	A	Virginia Tech	33 55								

Non-Div I Games: Truett-McConnell 83 41 Columbia (SC) 96 38

Presbyterian

Loss, Non-Conf, S Site, H Home A Away N Neutral

Average RPI Win:	272	WON-LOST	WINNING	LAST 10	STRENGTH OF	OPP. STRENGTH	TEAM	ADJ.	CONF.	ADJ CONF.
Average RPI Loss:	218	RECORD	PCT. RANK	GAMES	SCHEDULE	OF SCHEDULE	RPI	RPI	RPI	RPI
DIV. I ONLY	5- 12	270	4- 6	316	333	330	330	30	30	
DIV. I NON-CONF.	3- 9	278	3- 3	310	339	324	324	30	30	
TOTALS	RPI 1-25	RPI 26-50	W-L RECORDS	RPI 51-100	RPI 101-150	RPI 150+				
5- 12	0- 0	0- 0	OVERALL	0- 0	0- 2	5- 10				
4- 4	0- 0	0- 0	HOME	0- 0	0- 1	4- 3				
1- 8	0- 0	0- 0	AWAY	0- 0	0- 1	1- 7				
0- 0	0- 0	0- 0	NEUTRAL	0- 0	0- 0	0- 0				
3- 9	0- 0	0- 0	NON-CONFERENCE	0- 0	0- 1	3- 8				
2- 3	0- 0	0- 0	HOME	0- 0	0- 0	2- 3				
1- 6	0- 0	0- 0	AWAY	0- 0	0- 1	1- 5				
0- 0	0- 0	0- 0	NEUTRAL	0- 0	0- 0	0- 0				
2- 3	0- 0	0- 0	CONFERENCE	0- 0	0- 1	2- 2				
2- 1	0- 0	0- 0	HOME	0- 0	0- 1	2- 0				
0- 2	0- 0	0- 0	AWAY	0- 0	0- 0	0- 2				
0- 0	0- 0	0- 0	NEUTRAL	0- 0	0- 0	0- 0				

RPI 1-25			RPI 26-50			RPI 51-100			RPI 101+			Team's RPI: 330
RPI	S	Opponent	Score	RPI	S	Opponent	Score	RPI	S	Opponent	Score	
								107	A	Missouri	69	78
								114	H	Idaho	64	81
								157	A	Eastern Mich.	66	75
								175	H	Sam Houston St.	76	78
								199	A	Tex.-Pan American	50	65
								210	A	San Francisco	70	62
								218	H	Toledo	81	96
								221	A	San Jose St.	76	81
								231	H	Seattle	77	65
								244	H	Texas Southern	80	79
								248	A	North Texas	70	77
								275	H	Western Ill.	74	80
								299	A	SIU Edwardsville	76	79
								300	A	New Mexico St.	77	106
								308	A	Southeast Mo. St.	74	76
								328	H	Eastern Ill.	69	62
								345	H	Chicago St.	83	60
LAST 12 Division I GAMES:												
199	A	Tex.-Pan American	50	65	300	A	New Mexico St.	77	106			
345	H	Chicago St.	83	60	210	A	San Francisco	70	62			
231	H	Seattle	77	65	244	H	Texas Southern	80	79			
114	H	Idaho	64	81	157	A	Eastern Mich.	66	75			
275	H	Western Ill.	74	80	328	H	Eastern Ill.	69	62			
221	A	San Jose St.	76	81	175	H	Sam Houston St.	76	78			

Non-Div I Games: Maryville (MO) 83 79

UMKC

■ Loss, 
 ■ Non-Conf, 
 ■ S Site, 
 ■ H Home 
 ■ A Away 
 N Neutral

Average RPI Win:	320	WON-LOST	WINNING	LAST 10	STRENGTH OF	OPP. STRENGTH	TEAM	ADJ.	CONF.	ADJ CONF.
Average RPI Loss:	178	RECORD	PCT. RANK	GAMES	SCHEDULE	OF SCHEDULE	RPI	RPI	RPI	RPI
DIV. I ONLY	2- 12	327	0- 9	298	244	331	331	24	24	
DIV. I NON-CONF.	2- 8	295	1- 6	289	123	298	298	24	24	
TOTALS	RPI 1-25	RPI 26-50	W-L RECORDS	RPI 51-100	RPI 101-150	RPI 150+				
2- 12	0- 1	0- 0	OVERALL	0- 2	0- 2	2- 7				
1- 2	0- 0	0- 0	HOME	0- 0	0- 1	1- 1				
1- 10	0- 1	0- 0	AWAY	0- 2	0- 1	1- 6				
0- 0	0- 0	0- 0	NEUTRAL	0- 0	0- 0	0- 0				
2- 8	0- 1	0- 0	NON-CONFERENCE	0- 2	0- 2	2- 3				
1- 1	0- 0	0- 0	HOME	0- 0	0- 1	1- 0				
1- 7	0- 1	0- 0	AWAY	0- 2	0- 1	1- 3				
0- 0	0- 0	0- 0	NEUTRAL	0- 0	0- 0	0- 0				
0- 4	0- 0	0- 0	CONFERENCE	0- 0	0- 0	0- 4				
0- 1	0- 0	0- 0	HOME	0- 0	0- 0	0- 1				
0- 3	0- 0	0- 0	AWAY	0- 0	0- 0	0- 3				
0- 0	0- 0	0- 0	NEUTRAL	0- 0	0- 0	0- 0				

RPI 1-25				RPI 26-50				RPI 51-100				RPI 101+				Team's RPI: 331
RPI	S	Opponent	Score	RPI	S	Opponent	Score	RPI	S	Opponent	Score	RPI	S	Opponent	Score	
16	A	Syracuse	42 113					59	A	Oklahoma	46 105	129	A	American	69 76	
								68	A	Virginia	46 81	150	H	USC Upstate	83 87	
												160	A	Old Dominion	57 82	
												164	A	Savannah St.	46 63	
												172	A	Mt. St. Mary's	61 85	
												278	A	Howard	75 77	
												293	H	George Mason	93 91	
												305	H	Norfolk St.	66 73	
												311	A	South Carolina St.	50 63	
												322	A	Monmouth	65 67	
												347	A	UMBC	68 45	
LAST 12 Division I GAMES:																
305	H	Norfolk St.	66 73	278	A	Howard	75 77									
164	A	Savannah St.	46 63	160	A	Old Dominion	57 82									
311	A	South Carolina St.	50 63	322	A	Monmouth	65 67									
172	A	Mt. St. Mary's	61 85	293	H	George Mason	93 91									
68	A	Virginia	46 81	16	A	Syracuse	42 113									
59	A	Oklahoma	46 105	347	A	UMBC	68 45									

Non-Div I Games: Lincoln (PA) 71 63

UMES

■ Loss, 
 ■ Non-Conf, 
 ■ S Site, 
 ■ H Home 
 ■ A Away 
 N Neutral

## Texas-Arlington

Through Games Of Jan. 19, 2014

Average RPI Win:	256	WON-LOST	WINNING	LAST 10	STRENGTH OF	OPP. STRENGTH	TEAM	ADJ.	CONF.	ADJ CONF.
Average RPI Loss:	194	RECORD	PCT. RANK	GAMES	SCHEDULE	OF SCHEDULE	RPI	RPI	RPI	RPI
DIV. I ONLY	1- 13	336	1- 8	191	318	332	332	26	26	
DIV. I NON-CONF.	1- 8	318	1- 5	150	296	307	307	26	26	
TOTALS	RPI 1-25	RPI 26-50	W-L RECORDS	RPI 51-100	RPI 101-150	RPI 150+				
1- 13	0- 1	0- 0	OVERALL	0- 2	0- 1	1- 9				
1- 5	0- 0	0- 0	HOME	0- 1	0- 1	1- 3				
0- 8	0- 1	0- 0	AWAY	0- 1	0- 0	0- 6				
0- 0	0- 0	0- 0	NEUTRAL	0- 0	0- 0	0- 0				
1- 8	0- 1	0- 0	NON-CONFERENCE	0- 2	0- 0	1- 5				
1- 2	0- 0	0- 0	HOME	0- 1	0- 0	1- 1				
0- 6	0- 1	0- 0	AWAY	0- 1	0- 0	0- 4				
0- 0	0- 0	0- 0	NEUTRAL	0- 0	0- 0	0- 0				
0- 5	0- 0	0- 0	CONFERENCE	0- 0	0- 1	0- 4				
0- 3	0- 0	0- 0	HOME	0- 0	0- 1	0- 2				
0- 2	0- 0	0- 0	AWAY	0- 0	0- 0	0- 2				
0- 0	0- 0	0- 0	NEUTRAL	0- 0	0- 0	0- 0				

RPI 1-25				RPI 26-50				RPI 51-100				RPI 101+ Team's RPI: 332			
RPI	S	Opponent	Score	RPI	S	Opponent	Score	RPI	S	Opponent	Score	RPI	S	Opponent	Score
23	A	Oklahoma St.	35 74					59	A	Oklahoma	46 99	134	H	Arkansas St.	62 66
								98	H	VCU	63 74	155	A	UTSA	56 74
												188	H	UALR	57 64
												199	A	Tex.-Pan American	63 75
												248	H	North Texas	55 70
												256	H	A&M-Corpus Christi	75 64
												257	A	Texas St.	60 68
												281	H	La.-Monroe	67 84
												287	A	La.-Lafayette	64 66
												292	A	Houston Baptist	60 72
												297	A	Northern Ariz.	65 85
LAST 12 Division I GAMES:															
287	A	La.-Lafayette	64 66	257	A	Texas St.	60 68								
281	H	La.-Monroe	67 84	297	A	Northern Ariz.	65 85								
188	H	UALR	57 64	248	H	North Texas	55 70								
134	H	Arkansas St.	62 66	98	H	VCU	63 74								
256	H	A&M-Corpus Christi	75 64	59	A	Oklahoma	46 99								
199	A	Tex.-Pan American	63 75	155	A	UTSA	56 74								

Non-Div I Games: Incarnate Word 48 52 Abilene Christian 72 79

Texas-Arlington

Loss, Non-Conf, S Site, H Home A Away N Neutral

## North Florida

Through Games Of Jan. 19, 2014

Average RPI Win:	323	WON-LOST	WINNING	LAST 10	STRENGTH OF	OPP. STRENGTH	TEAM	ADJ.	CONF.	ADJ CONF.
Average RPI Loss:	198	RECORD	PCT. RANK	GAMES	SCHEDULE	OF SCHEDULE	RPI	RPI	RPI	RPI
DIV. I ONLY	4- 11	290	3- 7	322	325	333	333	22	22	
DIV. I NON-CONF.	3- 7	259	2- 5	318	310	326	326	21	21	
TOTALS	RPI 1-25	RPI 26-50	W-L RECORDS	RPI 51-100	RPI 101-150	RPI 150+				
4- 11	0- 0	0- 1	OVERALL	0- 2	0- 0	4- 8				
4- 2	0- 0	0- 0	HOME	0- 0	0- 0	4- 2				
0- 8	0- 0	0- 1	AWAY	0- 2	0- 0	0- 5				
0- 1	0- 0	0- 0	NEUTRAL	0- 0	0- 0	0- 1				
3- 7	0- 0	0- 1	NON-CONFERENCE	0- 2	0- 0	3- 4				
3- 1	0- 0	0- 0	HOME	0- 0	0- 0	3- 1				
0- 5	0- 0	0- 1	AWAY	0- 2	0- 0	0- 2				
0- 1	0- 0	0- 0	NEUTRAL	0- 0	0- 0	0- 1				
1- 4	0- 0	0- 0	CONFERENCE	0- 0	0- 0	1- 4				
1- 1	0- 0	0- 0	HOME	0- 0	0- 0	1- 1				
0- 3	0- 0	0- 0	AWAY	0- 0	0- 0	0- 3				
0- 0	0- 0	0- 0	NEUTRAL	0- 0	0- 0	0- 0				

RPI S	Opponent	Score	RPI S	Opponent	Score	RPI S	Opponent	Score	RPI S	Opponent	Score	Team's RPI: 333
			26	A Florida St.	42 61	80	A Florida	77 88	171	A Clemson	44 48	
						90	A Miami (FL)	39 79	196	H Northern Ky.	51 57	
									211	A Jacksonville	42 74	
									216	A Mercer	48 62	
									236	N Siena	60 61	
									307	H Tennessee St.	51 67	
									313	A Kennesaw St.	51 59	
									314	H Lipscomb	78 66	
									318	H Samford	62 44	
									319	H Ga. Southern	56 47	
									335	A Vermont	44 68	
									342	H Air Force	61 40	
LAST 12 Division I GAMES:												
196	H	Northern Ky.	51	57	314	H	Lipscomb	78	66			
211	A	Jacksonville	42	74	26	A	Florida St.	42	61			
313	A	Kennesaw St.	51	59	307	H	Tennessee St.	51	67			
216	A	Mercer	48	62	171	A	Clemson	44	48			
319	H	Ga. Southern	56	47	236	N	Siena	60	61			
342	H	Air Force	61	40	335	A	Vermont	44	68			

Non-Div I Games: Edward Waters 76 55

North Florida

■ Loss, 
 ■ Non-Conf, 
 ■ S Site, 
 ■ Home 
 ■ A Away 
 N Neutral

Average RPI Win:	292	WON-LOST	WINNING	LAST 10	STRENGTH OF	OPP. STRENGTH	TEAM	ADJ.	CONF.	ADJ CONF.
Average RPI Loss:	214	RECORD	PCT. RANK	GAMES	SCHEDULE	OF SCHEDULE	RPI	RPI	RPI	RPI
DIV. I ONLY	6- 8	220	4- 4	346	300	334	334	20	20	
DIV. I NON-CONF.	5- 6	173	3- 4	347	335	332	332	20	20	
TOTALS	RPI 1-25	RPI 26-50	W-L RECORDS	RPI 51-100	RPI 101-150	RPI 150+				
6- 8	0- 0	0- 1	OVERALL	0- 0	0- 0	6- 7				
4- 3	0- 0	0- 1	HOME	0- 0	0- 0	4- 2				
0- 5	0- 0	0- 0	AWAY	0- 0	0- 0	0- 5				
2- 0	0- 0	0- 0	NEUTRAL	0- 0	0- 0	2- 0				
5- 6	0- 0	0- 0	NON-CONFERENCE	0- 0	0- 0	5- 6				
3- 1	0- 0	0- 0	HOME	0- 0	0- 0	3- 1				
0- 5	0- 0	0- 0	AWAY	0- 0	0- 0	0- 5				
2- 0	0- 0	0- 0	NEUTRAL	0- 0	0- 0	2- 0				
1- 2	0- 0	0- 1	CONFERENCE	0- 0	0- 0	1- 1				
1- 2	0- 0	0- 1	HOME	0- 0	0- 0	1- 1				
0- 0	0- 0	0- 0	AWAY	0- 0	0- 0	0- 0				
0- 0	0- 0	0- 0	NEUTRAL	0- 0	0- 0	0- 0				

RPI S	Opponent	Score	RPI S	Opponent	Score	RPI S	Opponent	Score	RPI S	Opponent	Score	Team's RPI: 334
49	H South Dakota St.	66 80							152	A Long Beach St.	61 77	
									185	A Northern Colo.	73 78	
									194	A Bakersfield	65 69	
									199	N Tex.-Pan American	73 61	
									232	H Milwaukee	48 68	
									233	N Austin Peay	70 54	
									275	H Western Ill.	62 84	
									287	A La.-Lafayette	68 80	
									294	H North Dakota St.	66 48	
									336	A Alcorn	45 50	
									340	H Ark.-Pine Bluff	76 48	
									342	H Air Force	84 56	
									345	H Chicago St.	76 62	
LAST 12 Division I GAMES:												
294	H North Dakota St.	66 48	49	H South Dakota St.	66 80							
275	H Western Ill.	62 84	185	A Northern Colo.	73 78							
232	H Milwaukee	48 68	152	A Long Beach St.	61 77							
233	N Austin Peay	70 54	194	A Bakersfield	65 69							
199	N Tex.-Pan American	73 61	340	H Ark.-Pine Bluff	76 48							
342	H Air Force	84 56	345	H Chicago St.	76 62							

Non-Div I Games: Doane 80 72 Eureka 102 54 Graceland (IA) 109 52

Neb. Omaha

Loss, Non-Conf, S Site, H Home A Away N Neutral

RPI 1-25				RPI 26-50				RPI 51-100				RPI 101+ Team's RPI: 335			
RPI	S	Opponent	Score	RPI	S	Opponent	Score	RPI	S	Opponent	Score	RPI	S	Opponent	Score
												103	H	Albany (NY)	49 94
												121	H	Green Bay	57 74
												195	H	Boston U.	62 80
												200	A	Lehigh	78 87
												207	N	Youngstown St.	67 74
												215	A	Cornell	46 81
												251	A	Maine	62 92
												259	H	Canisius	74 51
												262	A	Bryant	71 82
												272	H	Central Conn. St.	68 82
												285	A	Wagner	80 70
												296	A	Brown	51 61
												298	A	Dartmouth	62 66
												312	H	UMass Lowell	95 82
												323	A	Rhode Island	50 63
												333	H	North Florida	68 44
												347	H	UMBC	63 59
LAST 12 Division I GAMES:															
				251	A	Maine	62 92					347	H	UMBC	63 59
				103	H	Albany (NY)	49 94					200	A	Lehigh	78 87
				296	A	Brown	51 61					259	H	Canisius	74 51
				215	A	Cornell	46 81					323	A	Rhode Island	50 63
				195	H	Boston U.	62 80					272	H	Central Conn. St.	68 82
				207	N	Youngstown St.	67 74					312	H	UMass Lowell	95 82

Non-Div I Games:

Average RPI Win: <b>334</b>	WON-LOST	WINNING	LAST 10	STRENGTH OF	OPP. STRENGTH	TEAM	ADJ.	CONF.	ADJ CONF.
Average RPI Loss: <b>186</b>	RECORD	PCT. RANK	GAMES	SCHEDULE	OF SCHEDULE	RPI	RPI	RPI	RPI
DIV. I ONLY	1- 15	341	0- 10	227	296	336	336	32	32
DIV. I NON-CONF.	1- 10	331	0- 7	68	304	287	287	32	32
TOTALS	RPI 1-25	RPI 26-50	W-L RECORDS	RPI 51-100	RPI 101-150	RPI 150+			
1- 15	0- 0	0- 2	OVERALL	0- 3	0- 1	1- 9			
1- 4	0- 0	0- 0	HOME	0- 0	0- 0	1- 4			
0- 10	0- 0	0- 2	AWAY	0- 2	0- 1	0- 4			
0- 1	0- 0	0- 0	NEUTRAL	0- 1	0- 0	0- 0			
1- 10	0- 0	0- 2	NON-CONFERENCE	0- 3	0- 1	1- 4			
1- 1	0- 0	0- 0	HOME	0- 0	0- 0	1- 1			
0- 8	0- 0	0- 2	AWAY	0- 2	0- 1	0- 3			
0- 1	0- 0	0- 0	NEUTRAL	0- 1	0- 0	0- 0			
0- 5	0- 0	0- 0	CONFERENCE	0- 0	0- 0	0- 5			
0- 3	0- 0	0- 0	HOME	0- 0	0- 0	0- 3			
0- 2	0- 0	0- 0	AWAY	0- 0	0- 0	0- 2			
0- 0	0- 0	0- 0	NEUTRAL	0- 0	0- 0	0- 0			

RPI 1-25				RPI 26-50				RPI 51-100				RPI 101+				Team's RPI: 336	
RPI	S	Opponent	Score	RPI	S	Opponent	Score	RPI	S	Opponent	Score	RPI	S	Opponent	Score		
				31	A	Penn St.	62 85	53	A	Colorado	33 83	143	A	Illinois	28 112		
				44	A	James Madison	42 87	64	A	Michigan	31 76	191	H	Mississippi Val.	55 70		
								81	N	East Carolina	42 85	237	H	Grambling	72 77		
												244	A	Texas Southern	44 69		
												264	H	Jackson St.	52 64		
												269	H	Tennessee Tech	38 66		
												276	A	Central Ark.	39 71		
												281	A	La.-Monroe	54 92		
												287	A	La.-Lafayette	50 63		
												324	A	Prairie View	68 71		
												334	H	Neb. Omaha	50 45		
LAST 12 Division I GAMES:																	
				237	H	Grambling	72 77	191	H	Mississippi Val.	55 70						
				264	H	Jackson St.	52 64	287	A	La.-Lafayette	50 63						
				324	A	Prairie View	68 71	281	A	La.-Monroe	54 92						
				244	A	Texas Southern	44 69	81	N	East Carolina	42 85						
				64	A	Michigan	31 76	269	H	Tennessee Tech	38 66						
				31	A	Penn St.	62 85	44	A	James Madison	42 87						

Non-Div I Games:

Alcorn

■ Loss, 
■ Non-Conf, 
■ S Site, 
■ H Home 
■ A Away 
N Neutral



Average RPI Win:	253	WON-LOST	WINNING	LAST 10	STRENGTH OF	OPP. STRENGTH	TEAM	ADJ.	CONF.	ADJ CONF.
Average RPI Loss:	220	RECORD	PCT. RANK	GAMES	SCHEDULE	OF SCHEDULE	RPI	RPI	RPI	RPI
DIV. I ONLY	2- 14	331	1- 9	265	338	337	337	23	23	
DIV. I NON-CONF.	1- 8	318	0- 4	255	343	337	337	22	22	
TOTALS	RPI 1-25	RPI 26-50	W-L RECORDS	RPI 51-100	RPI 101-150	RPI 150+				
2- 14	0- 1	0- 0	OVERALL	0- 1	0- 0	2- 12				
2- 2	0- 0	0- 0	HOME	0- 0	0- 0	2- 2				
0- 11	0- 1	0- 0	AWAY	0- 1	0- 0	0- 9				
0- 1	0- 0	0- 0	NEUTRAL	0- 0	0- 0	0- 1				
1- 8	0- 1	0- 0	NON-CONFERENCE	0- 0	0- 0	1- 7				
1- 1	0- 0	0- 0	HOME	0- 0	0- 0	1- 1				
0- 6	0- 1	0- 0	AWAY	0- 0	0- 0	0- 5				
0- 1	0- 0	0- 0	NEUTRAL	0- 0	0- 0	0- 1				
1- 6	0- 0	0- 0	CONFERENCE	0- 1	0- 0	1- 5				
1- 1	0- 0	0- 0	HOME	0- 0	0- 0	1- 1				
0- 5	0- 0	0- 0	AWAY	0- 1	0- 0	0- 4				
0- 0	0- 0	0- 0	NEUTRAL	0- 0	0- 0	0- 0				

RPI 1-25				RPI 26-50				RPI 51-100				RPI 101+ Team's RPI: 337			
RPI	S	Opponent	Score	RPI	S	Opponent	Score	RPI	S	Opponent	Score	RPI	S	Opponent	Score
18	A	Maryland	53 110					63	A	Chattanooga	36 75	156	A	Davidson	74 88
												162	A	Furman	58 82
												171	A	Clemson	50 72
												197	H	N.C. Central	44 53
												240	H	Western Caro.	61 58
												258	A	Gardner-Webb	57 68
												266	H	UNC Asheville	67 55
												267	H	Appalachian St.	43 63
												270	A	Charleston So.	45 68
												278	N	Howard	55 63
												304	A	Marshall	56 71
												305	A	Norfolk St.	59 67
												318	A	Samford	52 64
												319	A	Ga. Southern	70 79
LAST 12 Division I GAMES:															
63	A	Chattanooga	36 75	318	A	Samford	52 64								
162	A	Furman	58 82	304	A	Marshall	56 71								
267	H	Appalachian St.	43 63	319	A	Ga. Southern	70 79								
240	H	Western Caro.	61 58	258	A	Gardner-Webb	57 68								
278	N	Howard	55 63	156	A	Davidson	74 88								
18	A	Maryland	53 110	197	H	N.C. Central	44 53								

Non-Div I Games: Bluefield Col. 63 44

Wofford

■ Loss, 
 ■ Non-Conf, S Site, 
 ■ Home 
 ■ Away 
 N Neutral

Average RPI Win:	285	WON-LOST	WINNING	LAST 10	STRENGTH OF	OPP. STRENGTH	TEAM	ADJ.	CONF.	ADJ CONF.
Average RPI Loss:	207	RECORD	PCT. RANK	GAMES	SCHEDULE	OF SCHEDULE	RPI	RPI	RPI	RPI
DIV. I ONLY	3- 14	318	2- 8	329	282	338	338	19	19	
DIV. I NON-CONF.	2- 9	299	2- 4	326	334	340	340	17	17	
TOTALS	RPI 1-25	RPI 26-50	W-L RECORDS	RPI 51-100	RPI 101-150	RPI 150+				
3- 14	0- 0	0- 0	OVERALL	0- 1	0- 3	3- 10				
2- 8	0- 0	0- 0	HOME	0- 1	0- 2	2- 5				
1- 6	0- 0	0- 0	AWAY	0- 0	0- 1	1- 5				
0- 0	0- 0	0- 0	NEUTRAL	0- 0	0- 0	0- 0				
2- 9	0- 0	0- 0	NON-CONFERENCE	0- 1	0- 2	2- 6				
1- 5	0- 0	0- 0	HOME	0- 1	0- 1	1- 3				
1- 4	0- 0	0- 0	AWAY	0- 0	0- 1	1- 3				
0- 0	0- 0	0- 0	NEUTRAL	0- 0	0- 0	0- 0				
1- 5	0- 0	0- 0	CONFERENCE	0- 0	0- 1	1- 4				
1- 3	0- 0	0- 0	HOME	0- 0	0- 1	1- 2				
0- 2	0- 0	0- 0	AWAY	0- 0	0- 0	0- 2				
0- 0	0- 0	0- 0	NEUTRAL	0- 0	0- 0	0- 0				

RPI S	Opponent	Score	RPI S	Opponent	Score	RPI S	Opponent	Score	RPI S	Opponent	Score	Team's RPI: 338
						87	H UT Martin	55 85	110	H Wright St.	64 67	
									119	H Indiana St.	44 63	
									143	A Illinois	43 78	
									159	A UNI	53 87	
									181	A IPFW	62 79	
									209	H Loyola Chicago	48 60	
									224	A Drake	72 74	
									225	H Illinois St.	59 76	
									233	H Austin Peay	69 71	
									245	H Morehead St.	50 59	
									250	H Bradley	100 96	
									276	A Central Ark.	39 37	
									304	A Marshall	59 82	
									308	A Southeast Mo. St.	50 72	
									328	H Eastern Ill.	66 60	
									345	H Chicago St.	51 55	
LAST 12 Division I GAMES:												
225	H	Illinois St.	59	76	119	H	Indiana St.	44	63			
159	A	UNI	53	87	87	H	UT Martin	55	85			
224	A	Drake	72	74	345	H	Chicago St.	51	55			
209	H	Loyola Chicago	48	60	328	H	Eastern Ill.	66	60			
250	H	Bradley	100	96	308	A	Southeast Mo. St.	50	72			
245	H	Morehead St.	50	59	276	A	Central Ark.	39	37			

Non-Div I Games:

Southern Ill.

Average RPI Win:	0	WON-LOST	WINNING	LAST 10	STRENGTH OF	OPP. STRENGTH	TEAM	ADJ.	CONF.	ADJ CONF.
Average RPI Loss:	205	RECORD	PCT. RANK	GAMES	SCHEDULE	OF SCHEDULE	RPI	RPI	RPI	RPI
DIV. I ONLY	0- 15	346	0- 8	241	320	339	339	25	25	
DIV. I NON-CONF.	0- 11	338	0- 6	236	319	341	341	25	25	
TOTALS	RPI 1-25	RPI 26-50	W-L RECORDS	RPI 51-100	RPI 101-150	RPI 150+				
0- 15	0- 1	0- 0	OVERALL	0- 1	0- 2	0- 11				
0- 5	0- 0	0- 0	HOME	0- 0	0- 0	0- 5				
0- 9	0- 0	0- 0	AWAY	0- 1	0- 2	0- 6				
0- 1	0- 1	0- 0	NEUTRAL	0- 0	0- 0	0- 0				
0- 11	0- 1	0- 0	NON-CONFERENCE	0- 1	0- 2	0- 7				
0- 3	0- 0	0- 0	HOME	0- 0	0- 0	0- 3				
0- 7	0- 0	0- 0	AWAY	0- 1	0- 2	0- 4				
0- 1	0- 1	0- 0	NEUTRAL	0- 0	0- 0	0- 0				
0- 4	0- 0	0- 0	CONFERENCE	0- 0	0- 0	0- 4				
0- 2	0- 0	0- 0	HOME	0- 0	0- 0	0- 2				
0- 2	0- 0	0- 0	AWAY	0- 0	0- 0	0- 2				
0- 0	0- 0	0- 0	NEUTRAL	0- 0	0- 0	0- 0				

RPI 1-25				RPI 26-50				RPI 51-100				RPI 101+ Team's RPI: 339			
RPI	S	Opponent	Score	RPI	S	Opponent	Score	RPI	S	Opponent	Score	RPI	S	Opponent	Score
22	N	North Carolina	41 <b>124</b>					69	A	Mississippi St.	38 <b>111</b>	105	A	Tulane	46 <b>81</b>
												109	A	Southern Miss.	61 <b>83</b>
												174	H	Lamar	53 <b>80</b>
												175	H	Sam Houston St.	47 <b>78</b>
												202	A	McNeese St.	59 <b>82</b>
												214	A	Louisiana Tech	39 <b>69</b>
												237	H	Grambling	52 <b>76</b>
												255	A	Nicholls St.	40 <b>89</b>
												264	A	Jackson St.	50 <b>72</b>
												284	A	Murray St.	47 <b>88</b>
												287	H	La.-Lafayette	42 <b>71</b>
												325	H	Jacksonville St.	51 <b>54</b>
												346	A	Utah Valley	49 <b>89</b>
LAST 12 Division I GAMES:															
174	H	Lamar	53 <b>80</b>	175	H	Sam Houston St.	47 <b>78</b>								
202	A	McNeese St.	59 <b>82</b>	287	H	La.-Lafayette	42 <b>71</b>								
255	A	Nicholls St.	40 <b>89</b>	284	A	Murray St.	47 <b>88</b>								
346	A	Utah Valley	49 <b>89</b>	264	A	Jackson St.	50 <b>72</b>								
109	A	Southern Miss.	61 <b>83</b>	214	A	Louisiana Tech	39 <b>69</b>								
22 N		North Carolina	41 <b>124</b>	325	H	Jacksonville St.	51 <b>54</b>								

Non-Div I Games: Abilene Christian 44 **88** Incarnate Word 38 **67**

New Orleans

Loss, Non-Conf, S Site, H Home A Away N Neutral

Average RPI Win:	0	WON-LOST	WINNING	LAST 10	STRENGTH OF	OPP. STRENGTH	TEAM	ADJ.	CONF.	ADJ CONF.
Average RPI Loss:	191	RECORD	PCT. RANK	GAMES	SCHEDULE	OF SCHEDULE	RPI	RPI	RPI	RPI
DIV. I ONLY	0- 12	346	0- 9	249	288	340	340	32	32	
DIV. I NON-CONF.	0- 8	338	0- 7	159	163	323	323	32	32	
TOTALS	RPI 1-25	RPI 26-50	W-L RECORDS	RPI 51-100	RPI 101-150	RPI 150+				
0- 12	0- 0	0- 1	OVERALL	0- 2	0- 1	0- 8				
0- 1	0- 0	0- 0	HOME	0- 0	0- 0	0- 1				
0- 11	0- 0	0- 1	AWAY	0- 2	0- 1	0- 7				
0- 0	0- 0	0- 0	NEUTRAL	0- 0	0- 0	0- 0				
0- 8	0- 0	0- 1	NON-CONFERENCE	0- 2	0- 1	0- 4				
0- 0	0- 0	0- 0	HOME	0- 0	0- 0	0- 0				
0- 8	0- 0	0- 1	AWAY	0- 2	0- 1	0- 4				
0- 0	0- 0	0- 0	NEUTRAL	0- 0	0- 0	0- 0				
0- 4	0- 0	0- 0	CONFERENCE	0- 0	0- 0	0- 4				
0- 1	0- 0	0- 0	HOME	0- 0	0- 0	0- 1				
0- 3	0- 0	0- 0	AWAY	0- 0	0- 0	0- 3				
0- 0	0- 0	0- 0	NEUTRAL	0- 0	0- 0	0- 0				

RPI 1-25				RPI 26-50				RPI 51-100				RPI 101+				Team's RPI: 340
RPI	S	Opponent	Score	RPI	S	Opponent	Score	RPI	S	Opponent	Score	RPI	S	Opponent	Score	
				37	A	Iowa	38 76	72	A	Nebraska	55 78	140	A	Memphis	45 91	
								91	A	Marquette	44 96	166	A	Xavier	39 69	
												182	H	Southern U.	70 84	
												191	A	Mississippi Val.	49 60	
												201	A	Texas Tech	50 58	
												227	A	Arizona	54 67	
												309	A	Alabama St.	61 70	
												334	A	Neb. Omaha	48 76	
												343	A	Alabama A&M	63 87	
LAST 12 Division I GAMES:																
309	A	Alabama St.	61 70	182	H	Southern U.	70 84									
343	A	Alabama A&M	63 87	334	A	Neb. Omaha	48 76									
191	A	Mississippi Val.	49 60	72	A	Nebraska	55 78									
227	A	Arizona	54 67	166	A	Xavier	39 69									
140	A	Memphis	45 91	37	A	Iowa	38 76									
201	A	Texas Tech	50 58	91	A	Marquette	44 96									

Non-Div I Games: Talladega 75 77 Philander Smith 57 42

Ark.-Pine Bluff

Loss, Non-Conf, S Site, H Home A Away N Neutral

Average RPI Win:	301	WON-LOST	WINNING	LAST 10	STRENGTH OF	OPP. STRENGTH	TEAM	ADJ.	CONF.	ADJ CONF.
Average RPI Loss:	222	RECORD	PCT. RANK	GAMES	SCHEDULE	OF SCHEDULE	RPI	RPI	RPI	RPI
DIV. I ONLY	1- 16	345	0- 10	275	341	341	341	27	27	
DIV. I NON-CONF.	1- 10	331	0- 6	292	312	342	342	27	27	
TOTALS	RPI 1-25	RPI 26-50	W-L RECORDS	RPI 51-100	RPI 101-150	RPI 150+				
1- 16	0- 1	0- 0	OVERALL	0- 2	0- 0	1- 13				
1- 7	0- 0	0- 0	HOME	0- 1	0- 0	1- 6				
0- 8	0- 1	0- 0	AWAY	0- 1	0- 0	0- 6				
0- 1	0- 0	0- 0	NEUTRAL	0- 0	0- 0	0- 1				
1- 10	0- 1	0- 0	NON-CONFERENCE	0- 1	0- 0	1- 8				
1- 5	0- 0	0- 0	HOME	0- 0	0- 0	1- 5				
0- 4	0- 1	0- 0	AWAY	0- 1	0- 0	0- 2				
0- 1	0- 0	0- 0	NEUTRAL	0- 0	0- 0	0- 1				
0- 6	0- 0	0- 0	CONFERENCE	0- 1	0- 0	0- 5				
0- 2	0- 0	0- 0	HOME	0- 1	0- 0	0- 1				
0- 4	0- 0	0- 0	AWAY	0- 0	0- 0	0- 4				
0- 0	0- 0	0- 0	NEUTRAL	0- 0	0- 0	0- 0				

RPI	S	Opponent	Score	RPI	S	Opponent	Score	RPI	S	Opponent	Score	RPI	S	Opponent	Score	Team's RPI: 341
24	A	West Virginia	47 94					94	A	Army	51 75	177	H	Stony Brook	58 68	
								96	H	St. Francis Brooklyn	55 57	193	A	FIU	57 79	
												202	H	McNeese St.	62 69	
												203	N	Florida A&M	52 62	
												236	H	Siena	58 82	
												249	A	Saint Francis (PA)	89 111	
												262	A	Bryant	63 77	
												272	A	Central Conn. St.	67 72	
												288	H	Manhattan	63 73	
												290	A	Robert Morris	51 66	
												301	H	Columbia	69 59	
												316	A	NJIT	71 84	
												320	H	LIU Brooklyn	64 86	
												326	H	Saint Peter's	56 62	
LAST 12 Division I GAMES:																
272	A	Central Conn. St.	67 72	320	H	LIU Brooklyn	64 86									
290	A	Robert Morris	51 66	193	A	FIU	57 79									
249	A	Saint Francis (PA)	89 111	316	A	NJIT	71 84									
96	H	St. Francis Brooklyn	55 57	326	H	Saint Peter's	56 62									
262	A	Bryant	63 77	24	A	West Virginia	47 94									
203	N	Florida A&M	52 62	202	H	McNeese St.	62 69									

Non-Div I Games:

Fairleigh Dickinson

■ Loss, 
 ■ Non-Conf, 
 S Site, 
 ■ Home 
 ■ Away 
 N Neutral

Average RPI Win:	294	WON-LOST	WINNING	LAST 10	STRENGTH OF	OPP. STRENGTH	TEAM	ADJ.	CONF.	ADJ CONF.
Average RPI Loss:	217	RECORD	PCT. RANK	GAMES	SCHEDULE	OF SCHEDULE	RPI	RPI	RPI	RPI
DIV. I ONLY	1- 15	341	0- 10	301	294	342	342	21	21	
DIV. I NON-CONF.	1- 9	326	1- 5	327	328	345	345	23	23	
TOTALS	RPI 1-25	RPI 26-50	W-L RECORDS	RPI 51-100	RPI 101-150	RPI 150+				
1- 15	0- 1	0- 0	OVERALL	0- 1	0- 2	1- 11				
1- 6	0- 0	0- 0	HOME	0- 0	0- 2	1- 4				
0- 8	0- 1	0- 0	AWAY	0- 1	0- 0	0- 6				
0- 1	0- 0	0- 0	NEUTRAL	0- 0	0- 0	0- 1				
1- 9	0- 1	0- 0	NON-CONFERENCE	0- 1	0- 0	1- 7				
1- 3	0- 0	0- 0	HOME	0- 0	0- 0	1- 3				
0- 5	0- 1	0- 0	AWAY	0- 1	0- 0	0- 3				
0- 1	0- 0	0- 0	NEUTRAL	0- 0	0- 0	0- 1				
0- 6	0- 0	0- 0	CONFERENCE	0- 0	0- 2	0- 4				
0- 3	0- 0	0- 0	HOME	0- 0	0- 2	0- 1				
0- 3	0- 0	0- 0	AWAY	0- 0	0- 0	0- 3				
0- 0	0- 0	0- 0	NEUTRAL	0- 0	0- 0	0- 0				

RPI 1-25				RPI 26-50				RPI 51-100				RPI 101+ Team's RPI: 342			
RPI	S	Opponent	Score	RPI	S	Opponent	Score	RPI	S	Opponent	Score	RPI	S	Opponent	Score
22	A	North Carolina	26 87					67	A	Wichita St.	37 61	128	H	Colorado St.	49 87
												130	H	Fresno St.	43 77
												185	H	Northern Colo.	60 71
												187	A	San Diego St.	39 72
												198	A	Utah St.	78 88
												221	A	San Jose St.	70 79
												234	H	UNLV	65 72
												282	H	Denver	64 72
												294	H	North Dakota St.	82 63
												299	H	SIU Edwardsville	55 76
												302	A	Weber St.	69 81
												328	N	Eastern Ill.	44 76
												333	A	North Florida	40 61
												334	A	Neb. Omaha	56 84
LAST 12 Division I GAMES:															
221	A	San Jose St.	70 79	128	H	Colorado St.	49 87								
187	A	San Diego St.	39 72	333	A	North Florida	40 61								
130	H	Fresno St.	43 77	334	A	Neb. Omaha	56 84								
234	H	UNLV	65 72	299	H	SIU Edwardsville	55 76								
198	A	Utah St.	78 88	294	H	North Dakota St.	82 63								
328	N	Eastern Ill.	44 76	67	A	Wichita St.	37 61								

Non-Div I Games:

Air Force

■ Loss, 
■ Non-Conf, 
■ S Site, 
■ H Home 
■ A Away 
N Neutral

Average RPI Win: 312		WON-LOST	WINNING	LAST 10	STRENGTH OF	OPP. STRENGTH	TEAM	ADJ.	CONF.	ADJ CONF.
Average RPI Loss: 214		RECORD	PCT. RANK	GAMES	SCHEDULE	OF SCHEDULE	RPI	RPI	RPI	RPI
DIV. I ONLY		3- 12	312	3- 7	340	265	343	343	32	32
DIV. I NON-CONF.		2- 8	295	2- 5	323	228	338	338	32	32
TOTALS		RPI 1-25	RPI 26-50	W-L RECORDS	RPI 51-100	RPI 101-150	RPI 150+			
3- 12	0- 0		0- 1	OVERALL	0- 1	0- 1	3- 9			
3- 3	0- 0		0- 0	HOME	0- 1	0- 0	3- 2			
0- 9	0- 0		0- 1	AWAY	0- 0	0- 1	0- 7			
0- 0	0- 0		0- 0	NEUTRAL	0- 0	0- 0	0- 0			
2- 8	0- 0		0- 1	NON-CONFERENCE	0- 1	0- 1	2- 5			
2- 2	0- 0		0- 0	HOME	0- 1	0- 0	2- 1			
0- 6	0- 0		0- 1	AWAY	0- 0	0- 1	0- 4			
0- 0	0- 0		0- 0	NEUTRAL	0- 0	0- 0	0- 0			
1- 4	0- 0		0- 0	CONFERENCE	0- 0	0- 0	1- 4			
1- 1	0- 0		0- 0	HOME	0- 0	0- 0	1- 1			
0- 3	0- 0		0- 0	AWAY	0- 0	0- 0	0- 3			
0- 0	0- 0		0- 0	NEUTRAL	0- 0	0- 0	0- 0			

RPI 1-25				RPI 26-50				RPI 51-100				RPI 101+				Team's RPI: 343	
RPI	S	Opponent	Score	RPI	S	Opponent	Score	RPI	S	Opponent	Score	RPI	S	Opponent	Score		
				38	A	Georgia Tech	56 93					125	A	Alabama	32 60		
								65	H	Auburn	49 77	191	H	Mississippi Val.	77 83		
												214	A	Louisiana Tech	51 81		
												237	A	Eastern Ky.	69 89		
												237	A	Grambling	77 90		
												264	A	Jackson St.	70 77		
												265	A	East Tenn. St.	65 82		
												284	H	Murray St.	69 62		
												308	H	Southeast Mo. St.	64 76		
												309	A	Alabama St.	45 92		
												311	H	South Carolina St.	81 78		
												313	A	Kennesaw St.	79 83		
												340	H	Ark.-Pine Bluff	87 63		
LAST 12 Division I GAMES:																	
				191	H	Mississippi Val.	77 83	309	A	Alabama St.	45 92						
				340	H	Ark.-Pine Bluff	87 63	311	H	South Carolina St.	81 78						
				237	A	Grambling	77 90	284	H	Murray St.	69 62						
				264	A	Jackson St.	70 77	38	A	Georgia Tech	56 93						
				313	A	Kennesaw St.	79 83	265	A	East Tenn. St.	65 82						
				214	A	Louisiana Tech	51 81	125	A	Alabama	32 60						

Non-Div I Games:

Alabama A&amp;M

Loss, Non-Conf, S Site, H Home A Away N Neutral

RPI 1-25				RPI 26-50				RPI 51-100				RPI 101+ Team's RPI: 344			
RPI	S	Opponent	Score	RPI	S	Opponent	Score	RPI	S	Opponent	Score	RPI	S	Opponent	Score
												120	H	Virginia Tech	33 82
												122	H	Winthrop	56 68
												144	A	Wake Forest	65 92
												153	A	Liberty	49 70
												160	A	Old Dominion	37 56
												171	A	Clemson	39 41
												230	H	Coastal Caro.	66 67
												239	A	Campbell	58 72
												258	A	Gardner-Webb	57 71
												266	H	UNC Asheville	61 68
												267	H	Appalachian St.	60 83
												270	H	Charleston So.	64 84
												289	A	William & Mary	53 67
												305	A	Norfolk St.	54 66
												317	H	Longwood	57 51
												329	A	Presbyterian	45 70
LAST 12 Division I GAMES:															
				266	H	UNC Asheville	61 68					317	H	Longwood	57 51
				122	H	Winthrop	56 68					120	H	Virginia Tech	33 82
				329	A	Presbyterian	45 70					289	A	William & Mary	53 67
				258	A	Gardner-Webb	57 71					267	H	Appalachian St.	60 83
				230	H	Coastal Caro.	66 67					153	A	Liberty	49 70
				270	H	Charleston So.	64 84					239	A	Campbell	58 72

■ Loss, ■ Non-Conf, S Site, H Home A Away N Neutral



Average RPI Win:	338	WON-LOST	WINNING	LAST 10	STRENGTH OF	OPP. STRENGTH	TEAM	ADJ.	CONF.	ADJ CONF.
Average RPI Loss:	223	RECORD	PCT. RANK	GAMES	SCHEDULE	OF SCHEDULE	RPI	RPI	RPI	RPI
DIV. I ONLY	1- 14	339	1- 8	331	315	345	345	30	30	
DIV. I NON-CONF.	1- 9	326	1- 5	334	320	343	343	30	30	
TOTALS	RPI 1-25	RPI 26-50	W-L RECORDS	RPI 51-100	RPI 101-150	RPI 150+				
1- 14	0- 0	0- 0	OVERALL	0- 1	0- 3	1- 10				
0- 6	0- 0	0- 0	HOME	0- 0	0- 3	0- 3				
1- 6	0- 0	0- 0	AWAY	0- 1	0- 0	1- 5				
0- 2	0- 0	0- 0	NEUTRAL	0- 0	0- 0	0- 2				
1- 9	0- 0	0- 0	NON-CONFERENCE	0- 1	0- 2	1- 6				
0- 4	0- 0	0- 0	HOME	0- 0	0- 2	0- 2				
1- 3	0- 0	0- 0	AWAY	0- 1	0- 0	1- 2				
0- 2	0- 0	0- 0	NEUTRAL	0- 0	0- 0	0- 2				
0- 5	0- 0	0- 0	CONFERENCE	0- 0	0- 1	0- 4				
0- 2	0- 0	0- 0	HOME	0- 0	0- 1	0- 1				
0- 3	0- 0	0- 0	AWAY	0- 0	0- 0	0- 3				
0- 0	0- 0	0- 0	NEUTRAL	0- 0	0- 0	0- 0				

RPI 1-25				RPI 26-50				RPI 51-100				RPI 101+				Team's RPI: 345	
RPI	S	Opponent	Score	RPI	S	Opponent	Score	RPI	S	Opponent	Score	RPI	S	Opponent	Score		
								77	A	Northwestern	33	64	110	H	Wright St.	62	84
												114	H	Idaho	42	92	
												117	H	IUPUI	47	68	
												199	A	Tex.-Pan American	44	66	
												209	H	Loyola Chicago	63	77	
												212	H	Western Mich.	49	67	
												231	H	Seattle	58	85	
												243	A	Miami (OH)	39	55	
												300	A	New Mexico St.	61	82	
												321	N	Valparaiso	50	74	
												327	N	Detroit	64	85	
												330	A	UMKC	60	83	
												334	A	Neb. Omaha	62	76	
												338	A	Southern Ill.	55	51	
LAST 12 Division I GAMES:																	
300	A	New Mexico St.	61	82	199	A	Tex.-Pan American	44	66								
330	A	UMKC	60	83	338	A	Southern Ill.	55	51								
114	H	Idaho	42	92	327	N	Detroit	64	85								
231	H	Seattle	58	85	321	N	Valparaiso	50	74								
209	H	Loyola Chicago	63	77	212	H	Western Mich.	49	67								
110	H	Wright St.	62	84	117	H	IUPUI	47	68								

Non-Div I Games: Purdue-Calumet 62 68 Indiana Tech 74 51 Ind.-Northwest 68 50

Chicago St.

Loss, Non-Conf, S Site, H Home A Away N Neutral



U  
M  
B  
CU  
M  
B  
C

UMBC

Page 347