

Average RPI Win:	83	WON-LOST	WINNING	LAST 10	STRENGTH OF	OPP. STRENGTH	TEAM	ADJ	CONF.	ADJ CONF.		
Average RPI Loss:	28	RECORD	PCT. RANK	GAMES	SCHEDULE	OF SCHEDULE	RPI	RPI	RPI	RPI		
DIV. I ONLY		25- 2	.92593	6	9- 1	12	21	1	.70917	1	2	2
DIV. I NON-CONF.		10- 1	.90909	15	0- 0	18	39	3	.69585	3	3	3
<hr/>												
TOTALS	RPI 1-25	RPI 26-50		W-L RECORDS		RPI 51-100		RPI 101-150		RPI 150+		
25- 2	6- 1	5- 1		OVERALL		7- 0		2- 0		5- 0		
15- 1	4- 1	3- 0		HOME		4- 0		2- 0		2- 0		
8- 1	2- 0	2- 1		AWAY		2- 0		0- 0		2- 0		
2- 0	0- 0	0- 0		NEUTRAL		1- 0		0- 0		1- 0		
10- 1	2- 1	2- 0		NON-CONFERENCE		3- 0		2- 0		1- 0		
7- 1	2- 1	1- 0		HOME		2- 0		2- 0		0- 0		
1- 0	0- 0	1- 0		AWAY		0- 0		0- 0		0- 0		
2- 0	0- 0	0- 0		NEUTRAL		1- 0		0- 0		1- 0		
15- 1	4- 0	3- 1		CONFERENCE		4- 0		0- 0		4- 0		
8- 0	2- 0	2- 0		HOME		2- 0		0- 0		2- 0		
7- 1	2- 0	1- 1		AWAY		2- 0		0- 0		2- 0		
0- 0	0- 0	0- 0		NEUTRAL		0- 0		0- 0		0- 0		
RPI S	Opponent	Score	RPI S	Opponent	Score	RPI S	Opponent	Score	RPI S	Opponent	Score	
4 H	Nebraska	3 2	37 H	Santa Clara	3 0	51 A	Kansas St.	3 0	132 H	LSU	3 0	
7 H	Florida	1 3	42 A	Baylor	3 0	51 H	Kansas St.	3 1	141 H	UC Irvine	3 0	
8 A	Kansas	3 2	42 H	Baylor	3 0	61 N	New Mexico St.	3 1	167 A	Texas Tech	3 0	
8 H	Kansas	3 0	46 A	Arizona	3 2	63 H	UTSA	3 0	167 H	Texas Tech	3 0	
20 H	Colorado St.	3 0	49 A	TCU	0 3	68 A	Oklahoma	3 0	201 A	West Virginia	3 0	
23 A	Iowa St.	3 0	49 H	TCU	3 0	68 H	Oklahoma	3 1	201 H	West Virginia	3 0	
23 H	Iowa St.	3 0				74 H	Rice	3 0	331 N	Savannah St.	3 0	
			LAST 10 GAMES									
			68 A Oklahoma			201 H West Virginia			3 0			
			51 H Kansas St.			167 A Texas Tech			3 0			
			42 H Baylor			49 A TCU			0 3			
			23 A Iowa St.			8 H Kansas			3 0			
			8 A Kansas			51 A Kansas St.			3 0			

Non-Div. I Games:

Texas



Average RPI Win:	82	WON-LOST	WINNING	LAST 10	STRENGTH OF	OPP. STRENGTH	TEAM	ADJ	CONF.	ADJ CONF.	
Average RPI Loss:	10	RECORD	PCT. RANK	GAMES	SCHEDULE	OF SCHEDULE	RPI	RPI	RPI	RPI	
DIV. I ONLY	30-2	.9375	3	8-2	42	6	3	.69708	3	3	3
DIV. I NON-CONF.	12-0	1	1	0-0	73	3	4	.68766	4	2	2
<hr/>											
TOTALS	RPI 1-25	RPI 26-50		W-L RECORDS	RPI 51-100		RPI 101-150		RPI 150+		
30-2	7-2	7-0		OVERALL	6-0		7-0		3-0		
16-1	3-1	3-0		HOME	3-0		4-0		3-0		
11-1	2-1	4-0		AWAY	2-0		3-0		0-0		
3-0	2-0	0-0		NEUTRAL	1-0		0-0		0-0		
<hr/>											
12-0	4-0	1-0		NON-CONFERENCE	4-0		1-0		2-0		
7-0	2-0	0-0		HOME	2-0		1-0		2-0		
2-0	0-0	1-0		AWAY	1-0		0-0		0-0		
3-0	2-0	0-0		NEUTRAL	1-0		0-0		0-0		
<hr/>											
18-2	3-2	6-0		CONFERENCE	2-0		6-0		1-0		
9-1	1-1	3-0		HOME	1-0		3-0		1-0		
9-1	2-1	3-0		AWAY	1-0		3-0		0-0		
0-0	0-0	0-0		NEUTRAL	0-0		0-0		0-0		
<hr/>											
RPI	S	Opponent	Score	RPI	S	Opponent	Score	RPI	S	Opponent	Score
9	A	Washington	0 3	39	A	Arizona St.	3 2	56	H	Idaho St.	3 0
9	H	Washington	3 1	39	H	Arizona St.	3 1	64	A	Colorado	3 2
11	A	UCLA	3 0	45	A	UNI	3 0	64	H	Colorado	3 1
11	H	UCLA	2 3	46	A	Arizona	3 1	68	A	Oklahoma	3 1
12	A	Stanford	3 2	46	H	Arizona	3 1	80	H	Pepperdine	3 0
14	H	BYU	3 0	48	A	Oregon	3 0	100	N	Maryland	3 0
15	N	Creighton	3 0	48	H	Oregon	3 0				
21	N	Kentucky	3 0								
24	H	North Carolina	3 1								
<hr/>											
				LAST 10 GAMES							
				176 H California 3 0				48 H Oregon 3 0			
				11 H UCLA 2 3				129 H Utah 3 0			
				39 A Arizona St. 3 2				64 H Colorado 3 1			
				46 A Arizona 3 1				109 A Washington St. 3 2			
				142 H Oregon St. 3 0				9 A Washington 0 3			
<hr/>											

Non-Div. I Games:

Southern California

Average RPI Win:	77	WON-LOST RECORD	WINNING PCT. RANK	LAST 10 GAMES	STRENGTH OF SCHEDULE	OPP. STRENGTH OF SCHEDULE	TEAM RPI	ADJ RPI	CONF. RPI	ADJ CONF. RPI		
DIV. I ONLY		26- 4	.86667	13	10- 0	23	2	4	.68838	4	1	1
DIV. I NON-CONF.		9- 1	.9	20	0- 0	48	9	9	.67289	8	1	1
<hr/>												
TOTALS	RPI 1-25	RPI 26-50		W-L RECORDS		RPI 51-100		RPI 101-150		RPI 150+		
26- 4	4- 4	7- 0		OVERALL		9- 0		3- 0		3- 0		
14- 2	1- 2	3- 0		HOME		4- 0		3- 0		3- 0		
11- 2	3- 2	3- 0		AWAY		5- 0		0- 0		0- 0		
1- 0	0- 0	1- 0		NEUTRAL		0- 0		0- 0		0- 0		
<hr/>												
9- 1	2- 1	2- 0		NON-CONFERENCE		0- 0		3- 0		2- 0		
6- 0	0- 0	1- 0		HOME		0- 0		3- 0		2- 0		
2- 1	2- 1	0- 0		AWAY		0- 0		0- 0		0- 0		
1- 0	0- 0	1- 0		NEUTRAL		0- 0		0- 0		0- 0		
<hr/>												
17- 3	2- 3	5- 0		CONFERENCE		9- 0		0- 0		1- 0		
8- 2	1- 2	2- 0		HOME		4- 0		0- 0		1- 0		
9- 1	1- 1	3- 0		AWAY		5- 0		0- 0		0- 0		
0- 0	0- 0	0- 0		NEUTRAL		0- 0		0- 0		0- 0		
<hr/>												
RPI	S	Opponent	Score	RPI	S	Opponent	Score	RPI	S	Opponent	Score	
1	A	Texas	2 3	29	A	Illinois	3 0	54	A	Michigan St.	3 2	
2	H	Minnesota	1 3	29	H	Illinois	3 0	54	H	Michigan St.	3 1	
5	H	Wisconsin	1 3	31	A	Michigan	3 1	55	A	Northwestern	3 0	
10	A	Penn St.	3 2	31	H	Michigan	3 1	91	A	Iowa	3 0	
10	H	Penn St.	3 0	35	A	Purdue	3 0	91	H	Iowa	3 0	
15	A	Creighton	3 0	47	H	Pittsburgh	3 1	92	A	Indiana	3 0	
17	A	Ohio St.	2 3	48	N	Oregon	3 2	92	H	Indiana	3 0	
23	A	Iowa St.	3 1					100	A	Maryland	3 1	
								100	H	Maryland	3 0	
<hr/>												
				LAST 10 GAMES								
				10 H Penn St. 3 0				54 A Michigan St. 3 2				
				29 H Illinois 3 0				92 A Indiana 3 0				
				31 A Michigan 3 1				35 A Purdue 3 0				
				92 H Indiana 3 0				100 H Maryland 3 0				
				100 A Maryland 3 1				200 H Rutgers 3 0				

Non-Div. I Games:

Nebraska

Average RPI Win:		75	WON-LOST RECORD		WINNING PCT. RANK		LAST 10 GAMES		STRENGTH OF SCHEDULE		OPP. STRENGTH OF SCHEDULE		TEAM RPI	ADJ RPI		CONF. RPI	ADJ CONF. RPI	
DIV. I ONLY			24- 6		.8		26		13		1		7	.68157		5	1	1
DIV. I NON-CONF.			8- 2		.8		42		22		10		11	.6709		9	1	1
TOTALS		RPI 1-25		RPI 26-50		W-L RECORDS		RPI 51-100		RPI 101-150		RPI 150+						
24- 6		5- 5		6- 0		OVERALL		9- 1		0- 0		4- 0						
13- 2		1- 2		3- 0		HOME		6- 0		0- 0		3- 0						
9- 3		3- 3		3- 0		AWAY		2- 0		0- 0		1- 0						
2- 1		1- 0		0- 0		NEUTRAL		1- 1		0- 0		0- 0						
8- 2		3- 1		0- 0		NON-CONFERENCE		3- 1		0- 0		2- 0						
4- 1		0- 1		0- 0		HOME		2- 0		0- 0		2- 0						
2- 0		2- 0		0- 0		AWAY		0- 0		0- 0		0- 0						
2- 1		1- 0		0- 0		NEUTRAL		1- 1		0- 0		0- 0						
16- 4		2- 4		6- 0		CONFERENCE		6- 0		0- 0		2- 0						
9- 1		1- 1		3- 0		HOME		4- 0		0- 0		1- 0						
7- 3		1- 3		3- 0		AWAY		2- 0		0- 0		1- 0						
0- 0		0- 0		0- 0		NEUTRAL		0- 0		0- 0		0- 0						
RPI	S	Opponent		Score		RPI	S	Opponent		Score		RPI	S	Opponent		Score		
2	A	Minnesota		1 3		29	A	Illinois		3 2		51	N	Kansas St.		3 1		
2	H	Minnesota		2 3		29	H	Illinois		3 1		54	H	Michigan St.		3 0		
4	A	Nebraska		3 1		31	A	Michigan		3 0		55	H	Northwestern		3 0		
10	A	Penn St.		0 3		31	H	Michigan		3 0		60	N	Arkansas		2 3		
13	H	Western Ky.		1 3		35	A	Purdue		3 0		86	H	Col. of Charleston		3 0		
15	A	Creighton		3 0		35	H	Purdue		3 1		91	A	Iowa		3 0		
17	A	Ohio St.		2 3								91	H	Iowa		3 0		
17	H	Ohio St.		3 0								92	H	Indiana		3 0		
19	A	Louisville		3 1								97	H	Kent St.		3 0		
24	N	North Carolina		3 0								100	A	Maryland		3 0		
						LAST 10 GAMES												
						35 A Purdue 3 0						31 A Michigan 3 0						
						200 H Rutgers 3 0						54 H Michigan St. 3 0						
						17 H Ohio St. 3 0						31 H Michigan 3 0						
						29 A Illinois 3 2						92 H Indiana 3 0						
						91 H Iowa 3 0						35 H Purdue 3 1						

Non-Div. I Games:

Wisconsin

Average RPI Win:	94	WON-LOST RECORD	WINNING PCT. RANK	LAST 10 GAMES	STRENGTH OF SCHEDULE	OPP. STRENGTH OF SCHEDULE	TEAM RPI	ADJ RPI	CONF. RPI	ADJ CONF. RPI					
DIV. I ONLY		23- 6	.7931	29	10- 0	8	24	8	.67891	6	5	5			
DIV. I NON-CONF.		7- 4	.63636	119	0- 0	25	16	31	.62488	28	4	4			
<hr/>															
TOTALS	RPI 1-25	RPI 26-50		W-L RECORDS		RPI 51-100		RPI 101-150		RPI 150+					
23- 6	7- 4	1- 0		OVERALL		6- 2		4- 0		5- 0					
12- 1	4- 0	1- 0		HOME		3- 1		2- 0		2- 0					
9- 4	2- 3	0- 0		AWAY		3- 1		2- 0		2- 0					
2- 1	1- 1	0- 0		NEUTRAL		0- 0		0- 0		1- 0					
7- 4	2- 3	1- 0		NON-CONFERENCE		1- 1		0- 0		3- 0					
4- 0	1- 0	1- 0		HOME		1- 0		0- 0		1- 0					
1- 3	0- 2	0- 0		AWAY		0- 1		0- 0		1- 0					
2- 1	1- 1	0- 0		NEUTRAL		0- 0		0- 0		1- 0					
16- 2	5- 1	0- 0		CONFERENCE		5- 1		4- 0		2- 0					
8- 1	3- 0	0- 0		HOME		2- 1		2- 0		1- 0					
8- 1	2- 1	0- 0		AWAY		3- 0		2- 0		1- 0					
0- 0	0- 0	0- 0		NEUTRAL		0- 0		0- 0		0- 0					
RPI	S	Opponent	Score	RPI	S	Opponent	Score	RPI	S	Opponent	Score				
2	N	Minnesota	3 2	28	H	Wichita St.	3 0	60	A	Arkansas	3 1	112	A	Tennessee	3 0
7	A	Florida	0 3					60	H	Arkansas	1 3	131	A	Mississippi St.	3 0
7	H	Florida	3 2					61	H	New Mexico St.	3 2	131	H	Mississippi St.	3 0
12	A	Stanford	0 3					70	A	Auburn	3 0	132	H	LSU	3 0
18	A	Missouri	3 2					90	H	Alabama	3 0	153	A	South Carolina	3 2
18	H	Missouri	3 0					91	A	Iowa	1 3	172	N	Milwaukee	3 1
20	H	Colorado St.	3 2					95	A	Ole Miss	3 2	219	H	Georgia	3 0
21	A	Kentucky	3 1					95	H	Ole Miss	3 0	227	H	Abilene Christian	3 1
21	H	Kentucky	3 0									284	A	Florida A&M	3 0
23	N	Iowa St.	1 3												
25	A	Florida St.	1 3												
				LAST 10 GAMES											
				60 A Arkansas 3 1				95 A Ole Miss 3 2							
				18 A Missouri 3 2				219 H Georgia 3 0							
				7 H Florida 3 2				18 H Missouri 3 0							
				21 H Kentucky 3 0				112 A Tennessee 3 0							
				131 A Mississippi St. 3 0				21 A Kentucky 3 1							

Non-Div. I Games:

Texas A&amp;M

Average RPI Win:		95	WON-LOST RECORD		WINNING PCT. RANK		LAST 10 GAMES		STRENGTH OF SCHEDULE		OPP. STRENGTH OF SCHEDULE		TEAM RPI	ADJ RPI		CONF. RPI	ADJ CONF. RPI
DIV. I ONLY			22- 6		.78571 31		8- 2		1		41		5	.67664 7		5	5
DIV. I NON-CONF.			9- 1		.9 20		1- 0		5		58		1	.71275 1		4	4
TOTALS		RPI 1-25		RPI 26-50		W-L RECORDS		RPI 51-100		RPI 101-150		RPI 150+					
22- 6		5- 3		1- 1		OVERALL		6- 2		6- 0		4- 0					
11- 1		3- 1		0- 0		HOME		4- 0		3- 0		1- 0					
8- 5		2- 2		0- 1		AWAY		2- 2		2- 0		2- 0					
3- 0		0- 0		1- 0		NEUTRAL		0- 0		1- 0		1- 0					
9- 1		2- 0		1- 1		NON-CONFERENCE		2- 0		2- 0		2- 0					
3- 0		1- 0		0- 0		HOME		0- 0		1- 0		1- 0					
3- 1		1- 0		0- 1		AWAY		2- 0		0- 0		0- 0					
3- 0		0- 0		1- 0		NEUTRAL		0- 0		1- 0		1- 0					
13- 5		3- 3		0- 0		CONFERENCE		4- 2		4- 0		2- 0					
8- 1		2- 1		0- 0		HOME		4- 0		2- 0		0- 0					
5- 4		1- 2		0- 0		AWAY		0- 2		2- 0		2- 0					
0- 0		0- 0		0- 0		NEUTRAL		0- 0		0- 0		0- 0					
RPI	S	Opponent		Score		RPI	S	Opponent		Score		RPI	S	Opponent		Score	
1	A	Texas		3	1	26	A	Hawaii		2	3	60	A	Arkansas		2	3
6	A	Texas A&M		2	3	48	N	Oregon		3	0	60	H	Arkansas		3	0
6	H	Texas A&M		3	0							70	A	Auburn		2	3
18	A	Missouri		2	3							70	H	Auburn		3	0
18	H	Missouri		3	0							75	A	James Madison		3	0
21	A	Kentucky		3	1							77	A	American		3	1
21	H	Kentucky		1	3							90	H	Alabama		3	0
25	H	Florida St.		3	1							95	H	Ole Miss		3	0

Non-Div. I Games:

Florida

Average RPI Win:		106	WON-LOST RECORD		WINNING PCT. RANK		LAST 10 GAMES		STRENGTH OF SCHEDULE		OPP. STRENGTH OF SCHEDULE		TEAM RPI		ADJ RPI		CONF. RPI		ADJ CONF. RPI					
DIV. I ONLY			26- 2		.92857		5		8- 2		60		26		6		.67258		8		2		2	
DIV. I NON-CONF.			12- 0		1		1		0- 0		108		64		18		.65288		19		3		3	
TOTALS		RPI 1-25		RPI 26-50				W-L RECORDS				RPI 51-100				RPI 101-150				RPI 150+				
26- 2		2- 2		7- 0				OVERALL				7- 0				1- 0				9- 0				
13- 1		1- 1		3- 0				HOME				4- 0				0- 0				5- 0				
9- 1		1- 1		3- 0				AWAY				3- 0				0- 0				2- 0				
4- 0		0- 0		1- 0				NEUTRAL				0- 0				1- 0				2- 0				
12- 0		0- 0		3- 0				NON-CONFERENCE				3- 0				1- 0				5- 0				
6- 0		0- 0		1- 0				HOME				2- 0				0- 0				3- 0				
2- 0		0- 0		1- 0				AWAY				1- 0				0- 0				0- 0				
4- 0		0- 0		1- 0				NEUTRAL				0- 0				1- 0				2- 0				
14- 2		2- 2		4- 0				CONFERENCE				4- 0				0- 0				4- 0				
7- 1		1- 1		2- 0				HOME				2- 0				0- 0				2- 0				
7- 1		1- 1		2- 0				AWAY				2- 0				0- 0				2- 0				
0- 0		0- 0		0- 0				NEUTRAL				0- 0				0- 0				0- 0				
RPI	S	Opponent		Score		RPI	S	Opponent		Score		RPI	S	Opponent		Score		RPI	S	Opponent		Score		
1	A	Texas		0	3	34	H	Missouri St.		3	0	51	A	Kansas St.		3	1	121	N	Army West Point		3	0	
1	H	Texas		2	3	36	N	Marquette		3	0	51	H	Kansas St.		3	1	151	N	Northern Colo.		3	1	
23	A	Iowa St.		3	1	42	A	Baylor		3	1	60	A	Arkansas		3	1	159	H	UMKC		3	0	
23	H	Iowa St.		3	0	42	H	Baylor		3	0	68	A	Oklahoma		3	1	167	A	Texas Tech		3	0	
						44	A	Wyoming		3	0	68	H	Oklahoma		3	0	167	H	Texas Tech		3	0	
						49	A	TCU		3	0	73	H	Duke		3	0	191	N	McNeese St.		3	0	
						49	H	TCU		3	0	89	H	Gonzaga		3	1	201	A	West Virginia		3	0	
																		201	H	West Virginia		3	0	
																		277	H	South Dakota St.		3	0	
																		313	H	Western Ill.		3	0	
						LAST 10 GAMES																		
						167	H	Texas Tech		3	0	68	A	Oklahoma		3	1							
						51	A	Kansas St.		3	1	42	H	Baylor		3	0							
						201	A	West Virginia		3	0	23	A	Iowa St.		3	1							
						49	H	TCU		3	0	1	A	Texas		0	3							
						1	H	Texas		2	3	68	H	Oklahoma		3	0							

Non-Div. I Games:

Kansas





Average RPI Win:		94	WON-LOST RECORD		WINNING PCT. RANK		LAST 10 GAMES		STRENGTH OF SCHEDULE		OPP. STRENGTH OF SCHEDULE		TEAM RPI		ADJ RPI		CONF. RPI		ADJ CONF. RPI	
DIV. I ONLY			26- 5		.83871 18		7- 3		53		4		13		.66291 10		1		1	
DIV. I NON-CONF.			11- 0		1 1		0- 0		153		47		23		.63866 23		1		1	
TOTALS		RPI 1-25		RPI 26-50		W-L RECORDS		RPI 51-100		RPI 101-150		RPI 150+								
26- 5		5- 3		4- 1		OVERALL		9- 1		2- 0		6- 0								
13- 2		4- 1		2- 1		HOME		5- 0		0- 0		2- 0								
9- 3		1- 2		2- 0		AWAY		3- 1		0- 0		3- 0								
4- 0		0- 0		0- 0		NEUTRAL		1- 0		2- 0		1- 0								
11- 0		1- 0		1- 0		NON-CONFERENCE		2- 0		2- 0		5- 0								
5- 0		1- 0		1- 0		HOME		1- 0		0- 0		2- 0								
2- 0		0- 0		0- 0		AWAY		0- 0		0- 0		2- 0								
4- 0		0- 0		0- 0		NEUTRAL		1- 0		2- 0		1- 0								
15- 5		4- 3		3- 1		CONFERENCE		7- 1		0- 0		1- 0								
8- 2		3- 1		1- 1		HOME		4- 0		0- 0		0- 0								
7- 3		1- 2		2- 0		AWAY		3- 1		0- 0		1- 0								
0- 0		0- 0		0- 0		NEUTRAL		0- 0		0- 0		0- 0								
RPI	S	Opponent		Score		RPI	S	Opponent		Score		RPI	S	Opponent		Score				
2	A	Minnesota		0 3		29	A	Illinois		3 1		54	A	Michigan St.		3 0				
2	H	Minnesota		3 2		31	A	Michigan		3 2		55	A	Northwestern		2 3				
4	A	Nebraska		0 3		31	H	Michigan		1 3		55	H	Northwestern		3 0				
4	H	Nebraska		2 3		35	H	Purdue		3 0		64	H	Colorado		3 0				
5	H	Wisconsin		3 0		41	H	Villanova		3 0		70	N	Auburn		3 0				
12	H	Stanford		3 0								91	A	Iowa		3 0				
17	A	Ohio St.		3 0								91	H	Iowa		3 0				
17	H	Ohio St.		3 1								92	H	Indiana		3 0				
												100	A	Maryland		3 1				
												100	H	Maryland		3 0				
LAST 10 GAMES																				
						4	A	Nebraska		0 3		91	A	Iowa		3 0				
						55	H	Northwestern		3 0		200	A	Rutgers		3 0				
						100	H	Maryland		3 0		100	A	Maryland		3 1				
						31	H	Michigan		1 3		17	H	Ohio St.		3 1				
						2	A	Minnesota		0 3		17	A	Ohio St.		3 0				

Non-Div. I Games:

Penn St.

Average RPI Win:	85	WON-LOST RECORD	WINNING PCT. RANK	LAST 10 GAMES	STRENGTH OF SCHEDULE	OPP. STRENGTH OF SCHEDULE	TEAM RPI	ADJ RPI	CONF. RPI	ADJ CONF. RPI					
DIV. I ONLY		23- 7	.76667	37	6- 4	10	18	12	.6625	11	3	3			
DIV. I NON-CONF.		9- 1	.9	20	0- 0	9	32	2	.7079	2	2	2			
<hr/>															
TOTALS	RPI 1-25	RPI 26-50		W-L RECORDS		RPI 51-100		RPI 101-150		RPI 150+					
23- 7	1- 4	7- 3		OVERALL		6- 0		7- 0		2- 0					
7- 5	0- 3	2- 2		HOME		2- 0		3- 0		0- 0					
12- 2	1- 1	3- 1		AWAY		2- 0		4- 0		2- 0					
4- 0	0- 0	2- 0		NEUTRAL		2- 0		0- 0		0- 0					
<hr/>															
9- 1	0- 0	3- 1		NON-CONFERENCE		4- 0		1- 0		1- 0					
1- 1	0- 0	0- 1		HOME		1- 0		0- 0		0- 0					
4- 0	0- 0	1- 0		AWAY		1- 0		1- 0		1- 0					
4- 0	0- 0	2- 0		NEUTRAL		2- 0		0- 0		0- 0					
<hr/>															
14- 6	1- 4	4- 2		CONFERENCE		2- 0		6- 0		1- 0					
6- 4	0- 3	2- 1		HOME		1- 0		3- 0		0- 0					
8- 2	1- 1	2- 1		AWAY		1- 0		3- 0		1- 0					
0- 0	0- 0	0- 0		NEUTRAL		0- 0		0- 0		0- 0					
<hr/>															
RPI S	Opponent	Score		RPI S	Opponent	Score		RPI S	Opponent	Score		RPI S	Opponent	Score	
3 A	Southern California	3	2	26 A	Hawaii	3	1	53 A	Long Beach St.	3	1	109 A	Washington St.	3	1
3 H	Southern California	0	3	27 H	Loyola Marymount	0	3	59 H	Virginia	3	0	109 H	Washington St.	3	0
9 A	Washington	1	3	30 N	San Diego	3	1	64 A	Colorado	3	0	129 A	Utah	3	1
9 H	Washington	0	3	32 N	SMU	3	0	64 H	Colorado	3	0	129 H	Utah	3	1
12 H	Stanford	2	3	39 A	Arizona St.	3	2	77 N	American	3	0	141 A	UC Irvine	3	0
				39 H	Arizona St.	3	0	91 N	Iowa	3	0	142 A	Oregon St.	3	2
				46 A	Arizona	2	3					142 H	Oregon St.	3	1
				46 H	Arizona	3	0					176 A	California	3	0
				48 A	Oregon	3	1					216 A	UC Santa Barbara	3	0
				48 H	Oregon	2	3								
<hr/>															
				LAST 10 GAMES											
				12 H	Stanford	2	3	48 H	Oregon	2	3				
				3 A	Southern California	3	2	129 H	Utah	3	1				
				46 A	Arizona	2	3	64 H	Colorado	3	0				
				39 A	Arizona St.	3	2	9 A	Washington	1	3				
				142 H	Oregon St.	3	1	109 A	Washington St.	3	1				

Non-Div. I Games:

UCLA

Average RPI Win:	81	WON-LOST RECORD	WINNING PCT. RANK	LAST 10 GAMES	STRENGTH OF SCHEDULE	OPP. STRENGTH OF SCHEDULE	TEAM RPI	ADJ RPI	CONF. RPI	ADJ CONF. RPI					
Average RPI Loss:	25														
DIV. I ONLY		22- 6	.78571	31	9- 1	28	3	15	.65967	12	3	3			
DIV. I NON-CONF.		6- 2	.75	57	0- 0	13	1	7	.67532	6	2	2			
<hr/>															
TOTALS	RPI 1-25	RPI 26-50		W-L RECORDS		RPI 51-100		RPI 101-150		RPI 150+					
22- 6	4- 4	6- 1		OVERALL		3- 1		6- 0		3- 0					
13- 1	3- 1	3- 0		HOME		2- 0		3- 0		2- 0					
8- 5	1- 3	2- 1		AWAY		1- 1		3- 0		1- 0					
1- 0	0- 0	1- 0		NEUTRAL		0- 0		0- 0		0- 0					
<hr/>															
6- 2	2- 2	1- 0		NON-CONFERENCE		2- 0		0- 0		1- 0					
4- 0	2- 0	0- 0		HOME		1- 0		0- 0		1- 0					
1- 2	0- 2	0- 0		AWAY		1- 0		0- 0		0- 0					
1- 0	0- 0	1- 0		NEUTRAL		0- 0		0- 0		0- 0					
<hr/>															
16- 4	2- 2	5- 1		CONFERENCE		1- 1		6- 0		2- 0					
9- 1	1- 1	3- 0		HOME		1- 0		3- 0		1- 0					
7- 3	1- 1	2- 1		AWAY		0- 1		3- 0		1- 0					
0- 0	0- 0	0- 0		NEUTRAL		0- 0		0- 0		0- 0					
<hr/>															
RPI S	Opponent	Score		RPI S	Opponent	Score		RPI S	Opponent	Score					
2 H	Minnesota	3	0	29 N	Illinois	3	1	64 A	Colorado	1	3	109 A	Washington St.	3	1
3 H	Southern California	2	3	39 A	Arizona St.	1	3	64 H	Colorado	3	1	109 H	Washington St.	3	0
6 H	Texas A&M	3	0	39 H	Arizona St.	3	0	66 H	Pacific	3	0	129 A	Utah	3	0
9 A	Washington	1	3	46 A	Arizona	3	2	73 A	Duke	3	2	129 H	Utah	3	0
9 H	Washington	3	2	46 H	Arizona	3	1					142 A	Oregon St.	3	0
10 A	Penn St.	0	3	48 A	Oregon	3	0					142 H	Oregon St.	3	0
11 A	UCLA	3	2	48 H	Oregon	3	1					176 A	California	3	1
24 A	North Carolina	0	3									176 H	California	3	1
												190 H	St. Mary's (CA)	3	0
<hr/>															
				LAST 10 GAMES											
				11 A	UCLA	3	2	9 A	Washington	1	3				
				176 H	California	3	1	142 A	Oregon St.	3	0				
				129 H	Utah	3	0	48 A	Oregon	3	0				
				64 H	Colorado	3	1	46 H	Arizona	3	1				
				109 A	Washington St.	3	1	39 H	Arizona St.	3	0				

Non-Div. I Games:

Stanford

Average RPI Win: 136		WON-LOST	WINNING	LAST 10	STRENGTH OF		OPP. STRENGTH	TEAM	ADJ	CONF.	ADJ CONF.
Average RPI Loss: 43		RECORD	PCT. RANK	GAMES	SCHEDULE		OF SCHEDULE	RPI	RPI	RPI	RPI
DIV. I ONLY		31- 3	.91176	7	56		82	11	.6519	13	11
DIV. I NON-CONF.		13- 2	.86667	25	33		31	13	.66356	14	12
TOTALS		RPI 1-25	RPI 26-50		W-L RECORDS		RPI 51-100		RPI 101-150		RPI 150+
31- 3	1- 1		3- 1		OVERALL		11- 1		1- 0		15- 0
12- 1	0- 0		0- 1		HOME		5- 0		1- 0		6- 0
12- 1	1- 0		2- 0		AWAY		3- 1		0- 0		6- 0
7- 1	0- 1		1- 0		NEUTRAL		3- 0		0- 0		3- 0
13- 2	1- 1		3- 1		NON-CONFERENCE		5- 0		0- 0		4- 0
3- 1	0- 0		0- 1		HOME		2- 0		0- 0		1- 0
5- 0	1- 0		2- 0		AWAY		1- 0		0- 0		1- 0
5- 1	0- 1		1- 0		NEUTRAL		2- 0		0- 0		2- 0
18- 1	0- 0		0- 0		CONFERENCE		6- 1		1- 0		11- 0
9- 0	0- 0		0- 0		HOME		3- 0		1- 0		5- 0
7- 1	0- 0		0- 0		AWAY		2- 1		0- 0		5- 0
2- 0	0- 0		0- 0		NEUTRAL		1- 0		0- 0		1- 0
RPI S	Opponent	Score	RPI S	Opponent	Score	RPI S	Opponent	Score	RPI S	Opponent	Score
5 A	Wisconsin	3 1	34 H	Missouri St.	2 3	55 H	Northwestern	3 0	111 H	Southern Miss.	3 1
22 N	Dayton	0 3	40 A	Southern Ill.	3 1	63 H	UTSA	3 1	155 A	FIU	3 0
			45 N	UNI	3 1	63 H	UTSA	3 1	155 H	FIU	3 0
			50 A	Lipscomb	3 0	74 A	Rice	2 3	158 A	Marshall	3 1
						84 H	Furman	3 0	158 H	Marshall	3 0
						86 N	Col. of Charleston	3 0	158 N	Marshall	3 1
						88 A	North Texas	3 2	169 A	Belmont	3 0
						88 N	North Texas	3 0	196 A	UTEP	3 0
						90 N	Alabama	3 0	196 H	UTEP	3 0
						93 A	Fla. Atlantic	3 0	199 N	Colgate	3 0
						93 H	Fla. Atlantic	3 0	208 A	Charlotte	3 0
						94 A	Northern Ill.	3 2	234 A	Middle Tenn.	3 1
									245 H	Louisiana Tech	3 0
									269 N	UT Martin	3 0
									273 H	Austin Peay	3 0
									291 H	UAB	3 0
LAST 10 GAMES											
			63 H	UTSA	3 1	93 A	Fla. Atlantic	3 0			
			88 N	North Texas	3 0	155 A	FIU	3 0			
			158 N	Marshall	3 1	196 A	UTEP	3 0			
			196 H	UTEP	3 0	74 A	Rice	2 3			
			158 H	Marshall	3 0	93 H	Fla. Atlantic	3 0			

Non-Div. I Games:

Western Ky.

Average RPI Win: 110		WON-LOST RECORD		WINNING PCT. RANK		LAST 10 GAMES		STRENGTH OF SCHEDULE		OPP. STRENGTH OF SCHEDULE		TEAM RPI		ADJ RPI		CONF. RPI		ADJ CONF. RPI	
DIV. I ONLY		26- 3		.89655 9		9- 1		78		32		14		.65005 14		4		4	
DIV. I NON-CONF.		10- 1		.90909 15		0- 0		178		28		39		.61048 41		5		5	
TOTALS		RPI 1-25		RPI 26-50		W-L RECORDS		RPI 51-100		RPI 101-150		RPI 150+							
26- 3		1- 1		5- 2		OVERALL		8- 0		7- 0		5- 0							
12- 0		0- 0		3- 0		HOME		4- 0		4- 0		1- 0							
10- 3		0- 1		1- 2		AWAY		4- 0		3- 0		2- 0							
4- 0		1- 0		1- 0		NEUTRAL		0- 0		0- 0		2- 0							
10- 1		1- 1		1- 0		NON-CONFERENCE		2- 0		3- 0		3- 0							
3- 0		0- 0		0- 0		HOME		1- 0		2- 0		0- 0							
3- 1		0- 1		0- 0		AWAY		1- 0		1- 0		1- 0							
4- 0		1- 0		1- 0		NEUTRAL		0- 0		0- 0		2- 0							
16- 2		0- 0		4- 2		CONFERENCE		6- 0		4- 0		2- 0							
9- 0		0- 0		3- 0		HOME		3- 0		2- 0		1- 0							
7- 2		0- 0		1- 2		AWAY		3- 0		2- 0		1- 0							
0- 0		0- 0		0- 0		NEUTRAL		0- 0		0- 0		0- 0							
RPI S	Opponent		Score		RPI S	Opponent		Score		RPI S	Opponent		Score		RPI S	Opponent		Score	
3 A	Southern California		0	3	27 A	Loyola Marymount		2	3	56 H	Idaho St.		3 2	116 A	San Francisco		3 1		
24 N	North Carolina		3	1	27 H	Loyola Marymount		3 1	66 A	Pacific		3 2	116 H	San Francisco		3 0			
					30 A	San Diego		3 0	66 H	Pacific		3 0	118 A	Portland		3 1			
					30 H	San Diego		3 0	71 A	Saint Louis		3 0	118 H	Portland		3 0			
					35 N	Purdue		3 0	80 A	Pepperdine		3 0	129 A	Utah		3 0			
					37 A	Santa Clara		1 3	80 H	Pepperdine		3 1	142 H	Oregon St.		3 0			
					37 H	Santa Clara		3 1	89 A	Gonzaga		3 2	142 H	Oregon St.		3 1			
									89 H	Gonzaga		3 0	190 A	St. Mary's (CA)		3 0			
													190 H	St. Mary's (CA)		3 0			
													198 A	Utah Valley		3 0			
													307 N	Chicago St.		3 0			
													326 N	Ark.-Pine Bluff		3 0			
				LAST 10 GAMES															
					80 H	Pepperdine		3 1	66 H	Pacific		3 0							
					116 H	San Francisco		3 0	190 H	St. Mary's (CA)		3 0							
					37 H	Santa Clara		3 1	30 H	San Diego		3 0							
					89 A	Gonzaga		3 2	27 A	Loyola Marymount		2 3							
					118 A	Portland		3 1	80 A	Pepperdine		3 0							

Non-Div. I Games:

BYU

Average RPI Win: 118		WON-LOST	WINNING	LAST 10	STRENGTH OF		OPP. STRENGTH	TEAM	ADJ	CONF.	ADJ CONF.				
Average RPI Loss: 27		RECORD	PCT. RANK	GAMES	SCHEDULE		OF SCHEDULE	RPI	RPI	RPI	RPI				
DIV. I ONLY		25- 8	.75758	42	9- 1		17	50	17	.64926	15	8	8		
DIV. I NON-CONF.		6- 7	.46154	185	0- 0		3	2	41	.6144	38	7	7		
TOTALS		RPI 1-25	RPI 26-50		W-L RECORDS		RPI 51-100		RPI 101-150		RPI 150+				
25- 8		1- 4	6- 3		OVERALL		4- 1		8- 0		6- 0				
15- 3		0- 2	5- 0		HOME		3- 1		4- 0		3- 0				
8- 3		0- 0	1- 3		AWAY		1- 0		3- 0		3- 0				
2- 2		1- 2	0- 0		NEUTRAL		0- 0		1- 0		0- 0				
6- 7		1- 4	1- 2		NON-CONFERENCE		2- 1		2- 0		0- 0				
4- 3		0- 2	1- 0		HOME		2- 1		1- 0		0- 0				
0- 2		0- 0	0- 2		AWAY		0- 0		0- 0		0- 0				
2- 2		1- 2	0- 0		NEUTRAL		0- 0		1- 0		0- 0				
19- 1		0- 0	5- 1		CONFERENCE		2- 0		6- 0		6- 0				
11- 0		0- 0	4- 0		HOME		1- 0		3- 0		3- 0				
8- 1		0- 0	1- 1		AWAY		1- 0		3- 0		3- 0				
0- 0		0- 0	0- 0		NEUTRAL		0- 0		0- 0		0- 0				
RPI S	Opponent	Score		RPI S	Opponent	Score		RPI S	Opponent	Score		RPI S	Opponent	Score	
3 N	Southern California	0	3	29 A	Illinois	0	3	51 H	Kansas St.	3	2	117 N	Miami (OH)	3	2
4 H	Nebraska	0	3	36 A	Marquette	3	0	60 H	Arkansas	3	0	125 A	St. John's (NY)	3	1
5 H	Wisconsin	0	3	36 H	Marquette	3	0	62 A	Xavier	3	1	125 H	St. John's (NY)	3	0
19 N	Louisville	2	3	36 H	Marquette	3	2	62 H	Xavier	3	0	130 H	CSU Bakersfield	3	1
21 N	Kentucky	3	0	41 A	Villanova	2	3	66 H	Pacific	1	3	137 A	Seton Hall	3	0
				41 H	Villanova	3	0					137 H	Seton Hall	3	1
				41 H	Villanova	3	1					148 A	Butler	3	1
				45 A	UNI	1	3					148 H	Butler	3	0
				50 H	Lipscomb	3	0					210 A	DePaul	3	1
												210 H	DePaul	3	2
												222 A	Georgetown	3	2
												222 H	Georgetown	3	0
												257 A	Providence	3	0
												257 H	Providence	3	0
				LAST 10 GAMES											
				36 H	Marquette	3	2	210 A	DePaul	3	1				
				222 A	Georgetown	3	2	36 A	Marquette	3	0				
				41 H	Villanova	3	0	137 A	Seton Hall	3	0				
				148 H	Butler	3	0	41 A	Villanova	2	3				
				62 H	Xavier	3	0	125 H	St. John's (NY)	3	0				

Non-Div. I Games:

Creighton

Average RPI Win:		154	WON-LOST RECORD		WINNING PCT. RANK		LAST 10 GAMES		STRENGTH OF SCHEDULE		OPP. STRENGTH OF SCHEDULE		TEAM RPI		ADJ RPI		CONF. RPI		ADJ CONF. RPI				
DIV. I ONLY			28- 1		.96552	1	10- 0		81	110	10	.6492	16	15	15								
DIV. I NON-CONF.			9- 1		.9	20	0- 0		38	56	10	.66377	13	14	14								
TOTALS		RPI 1-25		RPI 26-50		W-L RECORDS		RPI 51-100		RPI 101-150		RPI 150+											
28- 1		0- 1		2- 0		OVERALL		5- 0		6- 0		15- 0											
8- 0		0- 0		0- 0		HOME		1- 0		3- 0		4- 0											
13- 0		0- 0		1- 0		AWAY		1- 0		2- 0		9- 0											
7- 1		0- 1		1- 0		NEUTRAL		3- 0		1- 0		2- 0											
9- 1		0- 1		2- 0		NON-CONFERENCE		2- 0		1- 0		4- 0											
0- 0		0- 0		0- 0		HOME		0- 0		0- 0		0- 0											
4- 0		0- 0		1- 0		AWAY		0- 0		1- 0		2- 0											
5- 1		0- 1		1- 0		NEUTRAL		2- 0		0- 0		2- 0											
19- 0		0- 0		0- 0		CONFERENCE		3- 0		5- 0		11- 0											
8- 0		0- 0		0- 0		HOME		1- 0		3- 0		4- 0											
9- 0		0- 0		0- 0		AWAY		1- 0		1- 0		7- 0											
2- 0		0- 0		0- 0		NEUTRAL		1- 0		1- 0		0- 0											
RPI	S	Opponent		Score		RPI	S	Opponent		Score		RPI	S	Opponent		Score							
18	N	Missouri		2	3	34	A	Missouri St.		3	2	71	N	Saint Louis		3	0	103	H	Texas St.		3	2
						40	N	Southern Ill.		3	0							110	A	Tulsa		3	0
																		114	A	Little Rock		3	2
																		114	H	Little Rock		3	1
																		114	N	Little Rock		3	0
																		120	H	Texas-Arlington		3	1
																		152	A	South Fla.		3	0
																		159	N	UMKC		3	0
																		162	A	South Ala.		3	0
																		162	H	South Ala.		3	0
																		171	N	Stephen F. Austin		3	0
																		174	A	Troy		3	2
																		174	H	Troy		3	0
																		224	A	Ga. Southern		3	0
																		224	A	Ga. Southern		3	0
																		224	H	Ga. Southern		3	0
																		249	A	La.-Monroe		3	0
																		249	H	La.-Monroe		3	0
																		265	A	Southeast Mo. St.		3	0
																		268	A	Georgia St.		3	0
																		292	A	La.-Lafayette		3	0
						LAST 10 GAMES																	
						79	N	Appalachian St.		3	2	268	A	Georgia St.		3	0						
						114	N	Little Rock		3	0	224	H	Ga. Southern		3	0						
						224	A	Ga. Southern		3	0	114	H	Little Rock		3	1						
						79	H	Appalachian St.		3	0	249	H	La.-Monroe		3	0						
						79	A	Appalachian St.		3	1	103	H	Texas St.		3	2						

Non-Div. I Games:

Arkansas St.





Average RPI Win:		120	WON-LOST RECORD		WINNING PCT. RANK		LAST 10 GAMES		STRENGTH OF SCHEDULE		OPP. STRENGTH OF SCHEDULE		TEAM RPI	ADJ RPI		CONF. RPI	ADJ CONF. RPI
DIV. I ONLY			26- 5	.83871	18	8- 2			45	43	16	.64745	18	5	5		
DIV. I NON-CONF.			12- 1	.92308	10	0- 0			60	67	16	.65486	16	4	4		
TOTALS		RPI 1-25		RPI 26-50		W-L RECORDS		RPI 51-100		RPI 101-150		RPI 150+					
26- 5		3- 3		1- 0		OVERALL		8- 2		6- 0		8- 0					
10- 1		1- 1		0- 0		HOME		4- 0		3- 0		2- 0					
10- 4		1- 2		0- 0		AWAY		3- 2		3- 0		3- 0					
6- 0		1- 0		1- 0		NEUTRAL		1- 0		0- 0		3- 0					
12- 1		1- 0		1- 0		NON-CONFERENCE		3- 1		2- 0		5- 0					
2- 0		0- 0		0- 0		HOME		1- 0		1- 0		0- 0					
4- 1		0- 0		0- 0		AWAY		1- 1		1- 0		2- 0					
6- 0		1- 0		1- 0		NEUTRAL		1- 0		0- 0		3- 0					
14- 4		2- 3		0- 0		CONFERENCE		5- 1		4- 0		3- 0					
8- 1		1- 1		0- 0		HOME		3- 0		2- 0		2- 0					
6- 3		1- 2		0- 0		AWAY		2- 1		2- 0		1- 0					
0- 0		0- 0		0- 0		NEUTRAL		0- 0		0- 0		0- 0					
RPI	S	Opponent		Score		RPI	S	Opponent		Score		RPI	S	Opponent		Score	
6	A	Texas A&M		0	3	40	N	Southern Ill.		3	1	60	A	Arkansas		3	0
6	H	Texas A&M		2	3							70	H	Auburn		3	2
7	A	Florida		0	3							71	A	Saint Louis		0	3
7	H	Florida		3	2							79	A	Appalachian St.		3	2
16	N	Arkansas St.		3	2							88	H	North Texas		3	0
21	A	Kentucky		3	2							90	A	Alabama		2	3
												90	H	Alabama		3	2
												95	A	Ole Miss		3	1
												95	H	Ole Miss		3	1
												96	N	FGCU		3	0
														208 N Charlotte		3	1
														219 A Georgia		3	0
														219 H Georgia		3	0
														226 N Youngstown St.		3	0
														236 A Winthrop		3	0
						LAST 10 GAMES											
						153	H	South Carolina		3	0	219	H	Georgia		3	0
						6	H	Texas A&M		2	3	132	A	LSU		3	0
						95	A	Ole Miss		3	1	6	A	Texas A&M		0	3
						60	A	Arkansas		3	0	70	H	Auburn		3	2
						21	A	Kentucky		3	2	90	H	Alabama		3	2

Non-Div. I Games:

Missouri

[illegible]

**Non-Div. I Games:**

Louisville

Average RPI Win:		149	WON-LOST RECORD		WINNING PCT. RANK	LAST 10 GAMES	STRENGTH OF SCHEDULE		OPP. STRENGTH OF SCHEDULE	TEAM RPI	ADJ RPI	CONF. RPI	ADJ CONF. RPI						
Average RPI Loss:		15	26- 3		.89655	9	10- 0		100	68	22	.63823	20	10	10				
DIV. I ONLY			8- 3		.72727	71	1- 0		64	12	37	.61634	33	10	10				
DIV. I NON-CONF.																			
TOTALS		RPI 1-25		RPI 26-50		W-L RECORDS		RPI 51-100		RPI 101-150		RPI 150+							
26- 3		1- 2		6- 1		OVERALL		0- 0		5- 0		14- 0							
16- 1		1- 0		4- 1		HOME		0- 0		3- 0		8- 0							
9- 2		0- 2		2- 0		AWAY		0- 0		2- 0		5- 0							
1- 0		0- 0		0- 0		NEUTRAL		0- 0		0- 0		1- 0							
8- 3		1- 2		2- 1		NON-CONFERENCE		0- 0		1- 0		4- 0							
7- 1		1- 0		2- 1		HOME		0- 0		1- 0		3- 0							
0- 2		0- 2		0- 0		AWAY		0- 0		0- 0		0- 0							
1- 0		0- 0		0- 0		NEUTRAL		0- 0		0- 0		1- 0							
18- 0		0- 0		4- 0		CONFERENCE		0- 0		4- 0		10- 0							
9- 0		0- 0		2- 0		HOME		0- 0		2- 0		5- 0							
9- 0		0- 0		2- 0		AWAY		0- 0		2- 0		5- 0							
0- 0		0- 0		0- 0		NEUTRAL		0- 0		0- 0		0- 0							
RPI	S	Opponent		Score		RPI	S	Opponent		Score		RPI	S	Opponent		Score			
1	A	Texas		0	3	39	H	Arizona St.		0	3			106	A	New Mexico		3	0
6	A	Texas A&M		2	3	42	H	Baylor		3	0			106	H	New Mexico		3	0
23	H	Iowa St.		3	2	43	A	Boise St.		3	0			126	H	UC Davis		3	0
						43	H	Boise St.		3	2			145	A	San Diego St.		3	0
						44	A	Wyoming		3	2			145	H	San Diego St.		3	0
						44	H	Wyoming		3	0			151	H	Northern Colo.		3	0
						45	H	UNI		3	0			157	A	UNLV		3	1
														161	H	Western Mich.		3	0
														185	A	Nevada		3	0
														185	H	Nevada		3	0
														204	H	Fresno St.		3	0
														205	A	Air Force		3	1
														205	H	Air Force		3	0
														230	A	San Jose St.		3	1
														230	H	San Jose St.		3	0
														239	H	Eastern Ky.		3	0
														261	A	Utah St.		3	0
														261	H	Utah St.		3	0
														296	N	Iona		3	0
LAST 10 GAMES																			
23	H	Iowa St.		3	2	106	A	New Mexico		3	0								
44	A	Wyoming		3	2	205	A	Air Force		3	1								
204	H	Fresno St.		3	0	185	H	Nevada		3	0								
157	A	UNLV		3	1	145	H	San Diego St.		3	0								
230	H	San Jose St.		3	0	261	A	Utah St.		3	0								

Non-Div. I Games:

Colorado St.

Average RPI Win:	99	WON-LOST	WINNING	LAST 10	STRENGTH OF	OPP. STRENGTH	TEAM	ADJ	CONF.	ADJ CONF.							
Average RPI Loss:	18	RECORD	PCT. RANK	GAMES	SCHEDULE	OF SCHEDULE	RPI	RPI	RPI	RPI							
DIV. I ONLY		21- 9	.7 60	7- 3		9	16	20	.63805	21	5	5					
DIV. I NON-CONF.		7- 5	.58333 137	0- 0		2	13	22	.64063	22	4	4					
<hr/>																	
TOTALS	RPI 1-25	RPI 26-50		W-L RECORDS		RPI 51-100		RPI 101-150		RPI 150+							
21- 9	2- 6	1- 2		OVERALL		9- 1		6- 0		3- 0							
10- 4	1- 3	0- 0		HOME		4- 1		4- 0		1- 0							
10- 2	1- 1	1- 1		AWAY		4- 0		2- 0		2- 0							
1- 3	0- 2	0- 1		NEUTRAL		1- 0		0- 0		0- 0							
<hr/>																	
7- 5	1- 2	1- 2		NON-CONFERENCE		3- 1		2- 0		0- 0							
4- 1	1- 0	0- 0		HOME		1- 1		2- 0		0- 0							
2- 1	0- 0	1- 1		AWAY		1- 0		0- 0		0- 0							
1- 3	0- 2	0- 1		NEUTRAL		1- 0		0- 0		0- 0							
<hr/>																	
14- 4	1- 4	0- 0		CONFERENCE		6- 0		4- 0		3- 0							
6- 3	0- 3	0- 0		HOME		3- 0		2- 0		1- 0							
8- 1	1- 1	0- 0		AWAY		3- 0		2- 0		2- 0							
0- 0	0- 0	0- 0		NEUTRAL		0- 0		0- 0		0- 0							
<hr/>																	
RPI S	Opponent	Score		RPI S	Opponent	Score		RPI S	Opponent	Score		RPI S	Opponent	Score			
3 N	Southern California	0	3	28 A	Wichita St.	2	3	52 H	Ohio	1	3	112 A	Tennessee	3	0		
6 A	Texas A&M	0	3	29 N	Illinois	0	3	54 H	Michigan St.	3	2	114 H	Little Rock	3	0		
6 H	Texas A&M	1	3	45 A	UNI	3	1	60 H	Arkansas	3	0	115 H	IUPUI	3	0		
7 A	Florida	3	1					62 A	Xavier	3	1	131 H	Mississippi St.	3	0		
7 H	Florida	1	3					70 A	Auburn	3	2	132 A	LSU	3	0		
15 N	Creighton	0	3					70 H	Auburn	3	2	132 H	LSU	3	1		
18 H	Missouri	2	3					90 A	Alabama	3	0	153 A	South Carolina	3	0		
19 H	Louisville	3	1					90 H	Alabama	3	1	219 A	Georgia	3	0		
								94 N	Northern Ill.	3	0	219 H	Georgia	3	0		
								95 A	Ole Miss	3	0						
<hr/>																	
LAST 10 GAMES																	
70 H Auburn						3	2	112 A Tennessee						3	0		
219 H Georgia						3	0	219 A Georgia						3	0		
132 A LSU						3	0	132 H LSU						3	1		
6 A Texas A&M						0	3	6 H Texas A&M						1	3		
18 H Missouri						2	3	95 A Ole Miss						3	0		

Non-Div. I Games:

Kentucky

Average RPI Win: 152		WON-LOST RECORD		WINNING PCT. RANK		LAST 10 GAMES		STRENGTH OF SCHEDULE		OPP. STRENGTH OF SCHEDULE		TEAM RPI		ADJ RPI		CONF. RPI		ADJ CONF. RPI					
DIV. I ONLY		26- 5		.83871 18		10- 0		47		107		21		.63563 22		17		17					
DIV. I NON-CONF.		10- 5		.66667 99		2- 0		34		54		42		.61171 40		18		18					
TOTALS		RPI 1-25		RPI 26-50		W-L RECORDS		RPI 51-100		RPI 101-150		RPI 150+											
26- 5		1- 1		0- 3		OVERALL		7- 0		6- 1		12- 0											
13- 1		0- 0		0- 1		HOME		3- 0		3- 0		7- 0											
9- 2		0- 1		0- 1		AWAY		3- 0		2- 0		4- 0											
4- 2		1- 0		0- 1		NEUTRAL		1- 0		1- 1		1- 0											
10- 5		1- 1		0- 3		NON-CONFERENCE		4- 0		1- 1		4- 0											
6- 1		0- 0		0- 1		HOME		2- 0		1- 0		3- 0											
2- 2		0- 1		0- 1		AWAY		2- 0		0- 0		0- 0											
2- 2		1- 0		0- 1		NEUTRAL		0- 0		0- 1		1- 0											
16- 0		0- 0		0- 0		CONFERENCE		3- 0		5- 0		8- 0											
7- 0		0- 0		0- 0		HOME		1- 0		2- 0		4- 0											
7- 0		0- 0		0- 0		AWAY		1- 0		2- 0		4- 0											
2- 0		0- 0		0- 0		NEUTRAL		1- 0		1- 0		0- 0											
RPI	S	Opponent		Score		RPI	S	Opponent		Score		RPI	S	Opponent		Score							
13	N	Western Ky.		3	0	36	N	Marquette		0	3	52	A	Ohio		3	0	102	A	Rhode Island		3	2
23	A	Iowa St.		1	3	40	A	Southern Ill.		1	3	62	A	Xavier		3	2	102	H	Rhode Island		3	2
						42	H	Baylor		2	3	67	H	Cleveland St.		3	0	104	A	George Washington		3	0
												69	H	Illinois St.		3	1	104	H	George Washington		3	2
												71	A	Saint Louis		3	1	104	N	George Washington		3	2
												71	H	Saint Louis		3	1	133	H	Jacksonville		3	0
												71	N	Saint Louis		3	0	139	N	North Dakota		2	3
												177	A	Duquesne		3	1						
												185	H	VCU		3	1						
												195	H	Eastern Mich.		3	0						
												202	H	Eastern Ill.		3	1						
												225	A	George Mason		3	0						
225	H	George Mason		3	0																		
239	H	Eastern Ky.		3	0																		
243	H	Davidson		3	0																		
269	N	UT Martin		3	0																		
282	A	Fordham		3	0																		
282	H	Fordham		3	0																		
299	A	La Salle		3	0																		
						LAST 10 GAMES																	
						52	A	Ohio		3	0	104	H	George Washington		3	2						
						71	N	Saint Louis		3	0	282	A	Fordham		3	0						
						104	N	George Washington		3	2	102	A	Rhode Island		3	2						
						71	A	Saint Louis		3	1	239	H	Eastern Ky.		3	0						
						225	H	George Mason		3	0	71	H	Saint Louis		3	1						

Non-Div. I Games:

Dayton

Average RPI Win:	97	WON-LOST	WINNING	LAST 10	STRENGTH OF	OPP. STRENGTH	TEAM	ADJ	CONF.	ADJ CONF.		
Average RPI Loss:	28	RECORD	PCT. RANK	GAMES	SCHEDULE	OF SCHEDULE	RPI	RPI	RPI	RPI		
DIV. I ONLY		18- 10	.64286	89	6- 4	7	11	25	.63275	23	2	2
DIV. I NON-CONF.		7- 5	.58333	137	0- 1	16	11	36	.61976	31	3	3
<hr/>												
TOTALS	RPI 1-25	RPI 26-50		W-L RECORDS		RPI 51-100		RPI 101-150		RPI 150+		
18- 10	2- 6	5- 1		OVERALL		4- 3		1- 0		6- 0		
9- 4	1- 3	3- 1		HOME		2- 0		1- 0		2- 0		
5- 6	0- 3	2- 0		AWAY		1- 3		0- 0		2- 0		
4- 0	1- 0	0- 0		NEUTRAL		1- 0		0- 0		2- 0		
7- 5	2- 2	1- 1		NON-CONFERENCE		1- 2		1- 0		2- 0		
3- 2	1- 1	1- 1		HOME		0- 0		1- 0		0- 0		
0- 3	0- 1	0- 0		AWAY		0- 2		0- 0		0- 0		
4- 0	1- 0	0- 0		NEUTRAL		1- 0		0- 0		2- 0		
11- 5	0- 4	4- 0		CONFERENCE		3- 1		0- 0		4- 0		
6- 2	0- 2	2- 0		HOME		2- 0		0- 0		2- 0		
5- 3	0- 2	2- 0		AWAY		1- 1		0- 0		2- 0		
0- 0	0- 0	0- 0		NEUTRAL		0- 0		0- 0		0- 0		
RPI	S	Opponent	Score	RPI	S	Opponent	Score	RPI	S	Opponent	Score	
1	A	Texas	0 3	36	H	Marquette	0 3	51	A	Kansas St.	0 3	
1	H	Texas	0 3	42	A	Baylor	3 0	51	H	Kansas St.	3 0	
4	H	Nebraska	1 3	42	H	Baylor	3 1	59	A	Virginia	2 3	
6	N	Texas A&M	3 1	45	H	UNI	3 0	68	A	Oklahoma	3 1	
8	A	Kansas	0 3	49	A	TCU	3 0	68	H	Oklahoma	3 1	
8	H	Kansas	1 3	49	H	TCU	3 1	79	N	Appalachian St.	3 2	
20	A	Colorado St.	2 3					91	A	Iowa	1 3	
22	H	Dayton	3 1									
<hr/>												
LAST 10 GAMES												
20	A	Colorado St.	2 3	201	A	West Virginia	3 0					
42	H	Baylor	3 1	49	A	TCU	3 0					
167	A	Texas Tech	3 1	68	H	Oklahoma	3 1					
51	A	Kansas St.	0 3	8	H	Kansas	1 3					
1	H	Texas	0 3	42	A	Baylor	3 0					

Non-Div. I Games:

Iowa St.

Average RPI Win:		111	WON-LOST RECORD		WINNING PCT. RANK		LAST 10 GAMES		STRENGTH OF SCHEDULE		OPP. STRENGTH OF SCHEDULE		TEAM RPI	ADJ RPI		CONF. RPI	ADJ CONF. RPI
DIV. I ONLY			20- 9		.68966 65		9- 1		20		36		27	.63086 24		6	6
DIV. I NON-CONF.			3- 6		.33333 249		0- 0		1		4		60	.5852 58		6	6
TOTALS		RPI 1-25		RPI 26-50		W-L RECORDS		RPI 51-100		RPI 101-150		RPI 150+					
20- 9		2- 5		3- 1		OVERALL		6- 3		1- 0		8- 0					
11- 3		2- 1		3- 0		HOME		3- 2		0- 0		3- 0					
8- 3		0- 1		0- 1		AWAY		3- 1		1- 0		4- 0					
1- 3		0- 3		0- 0		NEUTRAL		0- 0		0- 0		1- 0					
3- 6		1- 4		1- 0		NON-CONFERENCE		0- 2		0- 0		1- 0					
2- 2		1- 0		1- 0		HOME		0- 2		0- 0		0- 0					
0- 1		0- 1		0- 0		AWAY		0- 0		0- 0		0- 0					
1- 3		0- 3		0- 0		NEUTRAL		0- 0		0- 0		1- 0					
17- 3		1- 1		2- 1		CONFERENCE		6- 1		1- 0		7- 0					
9- 1		1- 1		2- 0		HOME		3- 0		0- 0		3- 0					
8- 2		0- 0		0- 1		AWAY		3- 1		1- 0		4- 0					
0- 0		0- 0		0- 0		NEUTRAL		0- 0		0- 0		0- 0					
RPI	S	Opponent		Score		RPI	S	Opponent		Score		RPI	S	Opponent		Score	
2	N	Minnesota		0	3	31	H	Michigan		3	0	54	H	Michigan St.		1	3
3	A	Southern California		1	3	38	H	Miami (FL)		3	0	57	A	Syracuse		3	1
5	N	Wisconsin		0	3	47	A	Pittsburgh		0	3	58	H	UNCW		2	3
12	H	Stanford		3	0	47	H	Pittsburgh		3	0	59	A	Virginia		3	0
14	N	BYU		1	3							59	H	Virginia		3	0
19	H	Louisville		3	1							73	A	Duke		1	3
25	H	Florida St.		2	3							73	H	Duke		3	0
												81	A	Virginia Tech		3	1
												81	H	Virginia Tech		3	0
													</				

Non-Div. I Games:

North Carolina





Average RPI Win:		151	WON-LOST RECORD		WINNING PCT. RANK		LAST 10 GAMES		STRENGTH OF SCHEDULE		OPP. STRENGTH OF SCHEDULE		TEAM RPI		ADJ RPI		CONF. RPI		ADJ CONF. RPI		
DIV. I ONLY			26- 1		.96296		2		10- 0		171		70		23		.63008		26		
DIV. I NON-CONF.			10- 1		.90909		15		0- 0		71		8		17		.6547		17		
TOTALS		RPI 1-25		RPI 26-50		W-L RECORDS		RPI 51-100		RPI 101-150		RPI 150+									
26- 1		1- 1		1- 0		OVERALL		4- 0		10- 0		10- 0									
18- 1		1- 1		1- 0		HOME		3- 0		7- 0		6- 0									
8- 0		0- 0		0- 0		AWAY		1- 0		3- 0		4- 0									
0- 0		0- 0		0- 0		NEUTRAL		0- 0		0- 0		0- 0									
10- 1		1- 1		1- 0		NON-CONFERENCE		2- 0		4- 0		2- 0									
10- 1		1- 1		1- 0		HOME		2- 0		4- 0		2- 0									
0- 0		0- 0		0- 0		AWAY		0- 0		0- 0		0- 0									
0- 0		0- 0		0- 0		NEUTRAL		0- 0		0- 0		0- 0									
16- 0		0- 0		0- 0		CONFERENCE		2- 0		6- 0		8- 0									
8- 0		0- 0		0- 0		HOME		1- 0		3- 0		4- 0									
8- 0		0- 0		0- 0		AWAY		1- 0		3- 0		4- 0									
0- 0		0- 0		0- 0		NEUTRAL		0- 0		0- 0		0- 0									
RPI	S	Opponent		Score		RPI	S	Opponent		Score		RPI	S	Opponent		Score					
7	H	Florida		3	2	28	H	Wichita St.		3	1	105	A	Cal Poly		3	0				
11	H	UCLA		1	3							53	H	Long Beach St.		3	2				
												77	H	American		3	0				
												91	H	Iowa		3	1				
														126 A UC Davis		3	1				
														126 H UC Davis		3	0				
														130 H CSU Bakersfield		3	1				
														130 H CSU Bakersfield		3	0				
														141 A UC Irvine		3	0				
														141 H UC Irvine		3	1				
														142 H Oregon St.		3	0				
														145 H San Diego St.		3	0				
														173 H Idaho		3	0				
														189 H Eastern Wash.		3	1				
														216 A UC Santa Barbara		3	0				
														216 H UC Santa Barbara		3	0				
														223 A CSUN		3	0				
														223 H CSUN		3	0				
														235 A UC Riverside		3	0				
														235 H UC Riverside		3	1				
														303 A Cal St. Fullerton		3	0				
														303 H Cal St. Fullerton		3	0				
						LAST 10 GAMES															
						216 A UC Santa Barbara						3	0	53 A Long Beach St.						3	1
						105 A Cal Poly						3	0	303 H Cal St. Fullerton						3	0
						141 A UC Irvine						3	0	235 H UC Riverside						3	1
						126 A UC Davis						3	1	141 H UC Irvine						3	1
						223 A CSUN						3	0	126 H UC Davis						3	0

Non-Div. I Games:

Hawaii

Average RPI Win:	116	WON-LOST RECORD	WINNING PCT. RANK	LAST 10 GAMES	STRENGTH OF SCHEDULE	OPP. STRENGTH OF SCHEDULE	TEAM RPI	ADJ RPI	CONF. RPI	ADJ CONF. RPI	
Average RPI Loss:	47										
DIV. I ONLY	22- 8	.73333	47	8- 2	25	51	26	.62773	27	4	4
DIV. I NON-CONF.	9- 3	.75	57	0- 0	50	70	33	.61599	35	5	5
<hr/>											
TOTALS	RPI 1-25	RPI 26-50		W-L RECORDS	RPI 51-100		RPI 101-150		RPI 150+		
22- 8	2- 1	2- 3		OVERALL	5- 4		7- 0		6- 0		
10- 4	1- 0	1- 1		HOME	3- 3		4- 0		1- 0		
9- 4	1- 1	1- 2		AWAY	2- 1		3- 0		2- 0		
3- 0	0- 0	0- 0		NEUTRAL	0- 0		0- 0		3- 0		
<hr/>											
9- 3	1- 0	0- 1		NON-CONFERENCE	1- 2		3- 0		4- 0		
4- 2	0- 0	0- 0		HOME	1- 2		2- 0		1- 0		
3- 1	1- 0	0- 1		AWAY	0- 0		1- 0		1- 0		
2- 0	0- 0	0- 0		NEUTRAL	0- 0		0- 0		2- 0		
<hr/>											
13- 5	1- 1	2- 2		CONFERENCE	4- 2		4- 0		2- 0		
6- 2	1- 0	1- 1		HOME	2- 1		2- 0		0- 0		
6- 3	0- 1	1- 1		AWAY	2- 1		2- 0		1- 0		
1- 0	0- 0	0- 0		NEUTRAL	0- 0		0- 0		1- 0		
<hr/>											
RPI S	Opponent	Score	RPI S	Opponent	Score	RPI S	Opponent	Score	RPI S	Opponent	Score
11 A	UCLA	3 0	30 A	San Diego	3 0	53 H	Long Beach St.	2 3	105 A	Cal Poly	3 1
14 A	BYU	1 3	30 H	San Diego	0 3	59 H	Virginia	1 3	116 A	San Francisco	3 0
14 H	BYU	3 2	33 A	Northern Ariz.	2 3	66 A	Pacific	3 0	116 H	San Francisco	3 0
			37 A	Santa Clara	0 3	66 H	Pacific	1 3	118 A	Portland	3 0
			37 H	Santa Clara	3 2	80 A	Pepperdine	2 3	118 H	Portland	3 0
						80 H	Pepperdine	3 0	135 H	Central Ark.	3 0
						89 A	Gonzaga	3 2	145 H	San Diego St.	3 0
						89 H	Gonzaga	3 2	166 N	Liberty	3 0
						98 H	Oakland	3 0	181 N	Houston Baptist	3 2
									190 A	St. Mary's (CA)	3 2
									190 N	St. Mary's (CA)	3 0
									216 A	UC Santa Barbara	3 2
									238 H	Stony Brook	3 0
<hr/>											
LAST 10 GAMES											
			30 A	San Diego	3 0				118 H	Portland	3 0
			80 H	Pepperdine	3 0				66 A	Pacific	3 0
			116 A	San Francisco	3 0				190 A	St. Mary's (CA)	3 2
			37 A	Santa Clara	0 3				14 H	BYU	3 2
			89 H	Gonzaga	3 2				30 H	San Diego	0 3

Non-Div. I Games:

Loyola Marymount

Average RPI Win: 137		WON-LOST RECORD		WINNING PCT. RANK		LAST 10 GAMES		STRENGTH OF SCHEDULE		OPP. STRENGTH OF SCHEDULE		TEAM RPI		ADJ RPI		CONF. RPI		ADJ CONF. RPI	
DIV. I ONLY		26- 8		.76471 40		8- 2		43		67		28		.62208 28		7		7	
DIV. I NON-CONF.		9- 5		.64286 113		0- 0		41		45		46		.60021 44		8		8	
TOTALS		RPI 1-25		RPI 26-50		W-L RECORDS		RPI 51-100		RPI 101-150		RPI 150+							
26- 8		1- 1		6- 5		OVERALL		3- 1		7- 1		9- 0							
11- 3		1- 0		1- 3		HOME		2- 0		3- 0		4- 0							
10- 3		0- 1		4- 2		AWAY		1- 0		2- 0		3- 0							
5- 2		0- 0		1- 0		NEUTRAL		0- 1		2- 1		2- 0							
9- 5		1- 1		1- 2		NON-CONFERENCE		1- 1		3- 1		3- 0							
4- 1		1- 0		0- 1		HOME		1- 0		1- 0		1- 0							
1- 2		0- 1		1- 1		AWAY		0- 0		0- 0		0- 0							
4- 2		0- 0		0- 0		NEUTRAL		0- 1		2- 1		2- 0							
17- 3		0- 0		5- 3		CONFERENCE		2- 0		4- 0		6- 0							
7- 2		0- 0		1- 2		HOME		1- 0		2- 0		3- 0							
9- 1		0- 0		3- 1		AWAY		1- 0		2- 0		3- 0							
1- 0		0- 0		1- 0		NEUTRAL		0- 0		0- 0		0- 0							
RPI S	Opponent	Score		RPI S	Opponent	Score		RPI S	Opponent	Score		RPI S	Opponent	Score					
6 A	Texas A&M	0	3	26 A	Hawaii	1	3	61 N	New Mexico St.	2	3	103 H	Texas St.	3	0				
21 H	Kentucky	3	2	29 H	Illinois	0	3	69 A	Illinois St.	3	2	113 A	Loyola Chicago	3	2				
				34 A	Missouri St.	3	0	69 H	Illinois St.	3	1	113 H	Loyola Chicago	3	2				
				34 A	Missouri St.	3	2	94 H	Northern Ill.	3	1	115 N	IUPUI	1	3				
				34 H	Missouri St.	1	3					134 N	Albany (NY)	3	1				
				36 A	Marquette	3	2					142 N	Oregon St.	3	0				
				40 A	Southern Ill.	2	3					149 A	Indiana St.	3	0				
				40 H	Southern Ill.	0	3					149 H	Indiana St.	3	1				
				45 A	UNI	3	0					173 N	Idaho	3	0				
				45 H	UNI	3	0					206 A	Drake	3	0				
				45 N	UNI	3	2					206 H	Drake	3	1				
												227 N	Abilene Christian	3	0				
												262 A	Evansville	3	0				
												262 H	Evansville	3	0				
												275 A	Bradley	3	0				
												275 H	Bradley	3	0				
												277 H	South Dakota St.	3	0				
				LAST 10 GAMES															
				34 A	Missouri St.	3	2	113 A	Loyola Chicago	3	2								
				45 N	UNI	3	2	45 H	UNI	3	0								
				262 H	Evansville	3	0	206 H	Drake	3	1								
				40 H	Southern Ill.	0	3	40 A	Southern Ill.	2	3								
				275 A	Bradley	3	0	34 A	Missouri St.	3	0								

Non-Div. I Games:

Wichita St.

Average RPI Win: 104		WON-LOST RECORD		WINNING PCT. RANK		LAST 10 GAMES		STRENGTH OF SCHEDULE		OPP. STRENGTH OF SCHEDULE		TEAM RPI		ADJ RPI		CONF. RPI		ADJ CONF. RPI	
DIV. I ONLY		19- 12		.6129 98		6- 4		18		7		33		.61977 29		1		1	
DIV. I NON-CONF.		9- 2		.81818 39		0- 0		24		36		14		.66937 10		1		1	
TOTALS		RPI 1-25		RPI 26-50		W-L RECORDS		RPI 51-100		RPI 101-150		RPI 150+							
19- 12		3- 9		2- 3		OVERALL		8- 0		1- 0		5- 0							
9- 4		2- 4		1- 0		HOME		4- 0		1- 0		1- 0							
5- 7		0- 4		1- 3		AWAY		3- 0		0- 0		1- 0							
5- 1		1- 1		0- 0		NEUTRAL		1- 0		0- 0		3- 0							
9- 2		3- 1		1- 1		NON-CONFERENCE		1- 0		1- 0		3- 0							
3- 0		2- 0		0- 0		HOME		0- 0		1- 0		0- 0							
1- 1		0- 0		1- 1		AWAY		0- 0		0- 0		0- 0							
5- 1		1- 1		0- 0		NEUTRAL		1- 0		0- 0		3- 0							
10- 10		0- 8		1- 2		CONFERENCE		7- 0		0- 0		2- 0							
6- 4		0- 4		1- 0		HOME		4- 0		0- 0		1- 0							
4- 6		0- 4		0- 2		AWAY		3- 0		0- 0		1- 0							
0- 0		0- 0		0- 0		NEUTRAL		0- 0		0- 0		0- 0							
RPI	S	Opponent		Score		RPI	S	Opponent		Score		RPI	S	Opponent		Score			
2	A	Minnesota		2 3		28	A	Wichita St.		3 0		54	H	Michigan St.		3 1			
4	A	Nebraska		0 3		31	A	Michigan		1 3		55	A	Northwestern		3 2			
4	H	Nebraska		0 3		31	H	Michigan		3 0		55	H	Northwestern		3 1			
5	A	Wisconsin		1 3		35	A	Purdue		2 3		64	N	Colorado		3 0			
5	H	Wisconsin		2 3		39	A	Arizona St.		2 3		91	H	Iowa		3 0			
10	H	Penn St.		1 3								92	A	Indiana		3 0			
12	N	Stanford		1 3								92	H	Indiana		3 0			
15	H	Creighton		3 0								100	A	Maryland		3 0			
17	A	Ohio St.		1 3															
17	H	Ohio St.		1 3															
19	H	Louisville		3 0															
21	N	Kentucky		3 0															
LAST 10 GAMES																			
31	A	Michigan		1 3		17	A	Ohio St.		1 3									
4	A	Nebraska		0 3		55	H	Northwestern		3 1									
92	H	Indiana		3 0		55	A	Northwestern		3 2									
5	H	Wisconsin		2 3		31	H	Michigan		3 0									
200	H	Rutgers		3 0		54	H	Michigan St.		3 1									

Non-Div. I Games:

Illinois

Average RPI Win:	102	WON-LOST RECORD	WINNING PCT. RANK	LAST 10 GAMES	STRENGTH OF SCHEDULE	OPP. STRENGTH OF SCHEDULE	TEAM RPI	ADJ RPI	CONF. RPI	ADJ CONF. RPI	
DIV. I ONLY		21- 9	.7    60	7- 3	29	30	29	.61944    30	4	4	
DIV. I NON-CONF.		7- 5	.58333    137	0- 0	67	18	69	.57193    69	5	5	
<hr/>											
TOTALS	RPI 1-25	RPI 26-50		W-L RECORDS	RPI 51-100		RPI 101-150		RPI 150+		
21- 9	0- 4	4- 2		OVERALL	8- 1		5- 2		4- 0		
11- 2	0- 1	2- 1		HOME	3- 0		4- 0		2- 0		
9- 4	0- 1	2- 0		AWAY	4- 1		1- 2		2- 0		
1- 3	0- 2	0- 1		NEUTRAL	1- 0		0- 0		0- 0		
<hr/>											
7- 5	0- 2	1- 1		NON-CONFERENCE	2- 1		2- 1		2- 0		
4- 0	0- 0	1- 0		HOME	0- 0		2- 0		1- 0		
2- 2	0- 0	0- 0		AWAY	1- 1		0- 1		1- 0		
1- 3	0- 2	0- 1		NEUTRAL	1- 0		0- 0		0- 0		
<hr/>											
14- 4	0- 2	3- 1		CONFERENCE	6- 0		3- 1		2- 0		
7- 2	0- 1	1- 1		HOME	3- 0		2- 0		1- 0		
7- 2	0- 1	2- 0		AWAY	3- 0		1- 1		1- 0		
0- 0	0- 0	0- 0		NEUTRAL	0- 0		0- 0		0- 0		
<hr/>											
RPI S	Opponent	Score	RPI S	Opponent	Score	RPI S	Opponent	Score	RPI S	Opponent	Score
11 N	UCLA	1    3	27 A	Loyola Marymount	3    0	53 A	Long Beach St.	2    3	116 A	San Francisco	3    0
14 A	BYU	0    3	27 H	Loyola Marymount	0    3	64 A	Colorado	3    1	116 H	San Francisco	3    0
14 H	BYU	0    3	32 N	SMU	1    3	66 A	Pacific	3    0	118 A	Portland	0    3
25 N	Florida St.	0    3	37 A	Santa Clara	3    1	66 H	Pacific	3    0	118 H	Portland	3    0
			37 H	Santa Clara	3    2	68 N	Oklahoma	3    2	141 A	UC Irvine	1    3
			49 H	TCU	3    0	80 A	Pepperdine	3    0	142 H	Oregon St.	3    1
						80 H	Pepperdine	3    2	145 H	San Diego St.	3    0
						89 A	Gonzaga	3    2	160 H	Dartmouth	3    0
						89 H	Gonzaga	3    1	190 A	St. Mary's (CA)	3    1
									190 H	St. Mary's (CA)	3    0
									216 A	UC Santa Barbara	3    0
<hr/>											
LAST 10 GAMES											
			27 H	Loyola Marymount	0    3	190 H	St. Mary's (CA)	3    0			
			37 H	Santa Clara	3    2	66 H	Pacific	3    0			
			116 H	San Francisco	3    0	14 A	BYU	0    3			
			118 A	Portland	0    3	80 A	Pepperdine	3    0			
			89 A	Gonzaga	3    2	27 A	Loyola Marymount	3    0			

Non-Div. I Games:

San Diego

Average RPI Win:	91	WON-LOST RECORD	WINNING PCT. RANK	LAST 10 GAMES	STRENGTH OF SCHEDULE	OPP. STRENGTH OF SCHEDULE	TEAM RPI	ADJ RPI	CONF. RPI	ADJ CONF. RPI					
DIV. I ONLY		19- 12	.6129	98	4- 6	19	5	32	.61571	31	1	1			
DIV. I NON-CONF.		10- 1	.90909	15	0- 0	79	21	19	.64746	21	1	1			
<hr/>															
TOTALS	RPI 1-25	RPI 26-50		W-L RECORDS		RPI 51-100		RPI 101-150		RPI 150+					
19- 12	2- 8	2- 2		OVERALL		9- 2		2- 0		4- 0					
11- 5	0- 4	2- 1		HOME		4- 0		1- 0		4- 0					
6- 7	2- 4	0- 1		AWAY		4- 2		0- 0		0- 0					
2- 0	0- 0	0- 0		NEUTRAL		1- 0		1- 0		0- 0					
10- 1	0- 1	1- 0		NON-CONFERENCE		4- 0		2- 0		3- 0					
6- 0	0- 0	1- 0		HOME		1- 0		1- 0		3- 0					
2- 1	0- 1	0- 0		AWAY		2- 0		0- 0		0- 0					
2- 0	0- 0	0- 0		NEUTRAL		1- 0		1- 0		0- 0					
9- 11	2- 7	1- 2		CONFERENCE		5- 2		0- 0		1- 0					
5- 5	0- 4	1- 1		HOME		3- 0		0- 0		1- 0					
4- 6	2- 3	0- 1		AWAY		2- 2		0- 0		0- 0					
0- 0	0- 0	0- 0		NEUTRAL		0- 0		0- 0		0- 0					
<hr/>															
RPI	S	Opponent	Score	RPI	S	Opponent	Score	RPI	S	Opponent	Score	RPI	S	Opponent	Score
2	A	Minnesota	1 3	29	A	Illinois	0 3	52	A	Ohio	3 2	104	H	George Washington	3 1
4	A	Nebraska	1 3	29	H	Illinois	3 1	54	A	Michigan St.	0 3	132	N	LSU	3 1
4	H	Nebraska	1 3	35	H	Purdue	0 3	54	H	Michigan St.	3 2	153	H	South Carolina	3 0
5	A	Wisconsin	0 3	47	H	Pittsburgh	3 1	55	A	Northwestern	3 0	161	H	Western Mich.	3 0
5	H	Wisconsin	0 3					62	N	Xavier	3 1	200	H	Rutgers	3 1
10	A	Penn St.	3 1					73	A	Duke	3 0	201	H	West Virginia	3 0
10	H	Penn St.	2 3					91	A	Iowa	3 2				
17	A	Ohio St.	3 0					92	A	Indiana	1 3				
17	H	Ohio St.	1 3					92	H	Indiana	3 1				
24	A	North Carolina	0 3					98	H	Oakland	3 0				
								100	H	Maryland	3 0				
<hr/>															
LAST 10 GAMES															
29	H	Illinois	3 1	5	H	Wisconsin	0 3								
92	A	Indiana	1 3	2	A	Minnesota	1 3								
4	H	Nebraska	1 3	5	A	Wisconsin	0 3								
10	A	Penn St.	3 1	29	A	Illinois	0 3								
17	A	Ohio St.	3 0	55	A	Northwestern	3 0								

Non-Div. I Games:

Michigan

Average RPI Win: 142		WON-LOST RECORD		WINNING PCT. RANK		LAST 10 GAMES		STRENGTH OF SCHEDULE		OPP. STRENGTH OF SCHEDULE		TEAM RPI		ADJ RPI		CONF. RPI		ADJ CONF. RPI						
DIV. I ONLY		27- 5		.84375 17		8- 2		107		74		31		.61432 32		9		9						
DIV. I NON-CONF.		10- 2		.83333 30		0- 0		122		19		38		.61339 39		11		11						
TOTALS		RPI 1-25		RPI 26-50		W-L RECORDS		RPI 51-100		RPI 101-150		RPI 150+												
27- 5		0- 1		3- 1		OVERALL		4- 1		11- 1		9- 1												
14- 2		0- 0		1- 1		HOME		3- 0		6- 0		4- 1												
10- 2		0- 0		0- 0		AWAY		1- 1		5- 1		4- 0												
3- 1		0- 1		2- 0		NEUTRAL		0- 0		0- 0		1- 0												
10- 2		0- 1		3- 1		NON-CONFERENCE		1- 0		2- 0		4- 0												
5- 1		0- 0		1- 1		HOME		1- 0		1- 0		2- 0												
2- 0		0- 0		0- 0		AWAY		0- 0		1- 0		1- 0												
3- 1		0- 1		2- 0		NEUTRAL		0- 0		0- 0		1- 0												
17- 3		0- 0		0- 0		CONFERENCE		3- 1		9- 1		5- 1												
9- 1		0- 0		0- 0		HOME		2- 0		5- 0		2- 1												
8- 2		0- 0		0- 0		AWAY		1- 1		4- 1		3- 0												
0- 0		0- 0		0- 0		NEUTRAL		0- 0		0- 0		0- 0												
RPI S	Opponent		Score		RPI S	Opponent		Score		RPI S	Opponent		Score		RPI S	Opponent		Score						
11 N	UCLA		0 3		30 N	San Diego		3 1		63 H	UTSA		3 1		103 H	Texas St.		3 0						
					37 N	Santa Clara		3 1		72 A	Temple		2 3		106 A	New Mexico		3 2						
					46 H	Arizona		1 3		72 H	Temple		3 0		110 A	Tulsa		3 0						
					49 H	TCU		3 2		85 A	Cincinnati		3 0		110 H	Tulsa		3 1						
										85 H	Cincinnati		3 0		122 A	UCF		3 2						
														122 H	UCF		3 0							
														127 A	Memphis		3 1							
														127 H	Memphis		3 0							
														138 A	UConn		3 0							
														138 H	UConn		3 0							
														147 A	Houston		0 3							
														147 H	Houston		3 1							
														152 A	South Fla.		3 1							
														152 H	South Fla.		1 3							
														196 H	UTEP		3 1							
														209 H	Clemson		3 0							
														216 A	UC Santa Barbara		3 1							
														237 A	Tulane		3 0							
														237 H	Tulane		3 0							
														254 A	East Carolina		3 0							
														254 H	East Carolina		3 0							
														303 N	Cal St. Fullerton		3 0							
					LAST 10 GAMES																			
					122 H UCF					3 0					237 H Tulane					3 0				
					152 H South Fla.					1 3					85 A Cincinnati					3 0				
					72 A Temple					2 3					127 A Memphis					3 1				
					138 A UConn					3 0					254 A East Carolina					3 0				
					147 H Houston					3 1					110 A Tulsa					3 0				

Non-Div. I Games:

SMU



Average RPI Win: 171		WON-LOST	WINNING	LAST 10	STRENGTH OF		OPP. STRENGTH	TEAM	ADJ	CONF.	ADJ CONF.	
Average RPI Loss: 71		RECORD	PCT. RANK	GAMES	SCHEDULE		OF SCHEDULE	RPI	RPI	RPI	RPI	
DIV. I ONLY		28- 4	.875	12	109		138	30	.61221	33	19	18
DIV. I NON-CONF.		10- 3	.76923	48	125		104	58	.58376	59	16	15
TOTALS		RPI 1-25	RPI 26-50		W-L RECORDS		RPI 51-100		RPI 101-150		RPI 150+	
28- 4	0- 0	2- 1		OVERALL		6- 3		1- 0		19- 0		
14- 0	0- 0	1- 0		HOME		4- 0		1- 0		8- 0		
8- 4	0- 0	0- 1		AWAY		1- 3		0- 0		7- 0		
6- 0	0- 0	1- 0		NEUTRAL		1- 0		0- 0		4- 0		
10- 3	0- 0	2- 1		NON-CONFERENCE		1- 2		0- 0		7- 0		
3- 0	0- 0	1- 0		HOME		0- 0		0- 0		2- 0		
1- 3	0- 0	0- 1		AWAY		0- 2		0- 0		1- 0		
6- 0	0- 0	1- 0		NEUTRAL		1- 0		0- 0		4- 0		
18- 1	0- 0	0- 0		CONFERENCE		5- 1		1- 0		12- 0		
11- 0	0- 0	0- 0		HOME		4- 0		1- 0		6- 0		
7- 1	0- 0	0- 0		AWAY		1- 1		0- 0		6- 0		
0- 0	0- 0	0- 0		NEUTRAL		0- 0		0- 0		0- 0		
RPI S	Opponent	Score	RPI S	Opponent	Score	RPI S	Opponent	Score	RPI S	Opponent	Score	
			27 H	Loyola Marymount	3 2	56 A	Idaho St.	3 0	139 H	North Dakota	3 0	
			39 A	Arizona St.	1 3	56 H	Idaho St.	3 1	151 H	Northern Colo.	3 2	
			43 N	Boise St.	3 1	56 H	Idaho St.	3 0	156 N	Lehigh	3 0	
						75 A	James Madison	2 3	166 H	Liberty	3 0	
						76 A	Sacramento St.	1 3	173 H	Idaho	3 1	
						76 H	Sacramento St.	3 0	181 H	Houston Baptist	3 0	
						76 H	Sacramento St.	3 1	183 A	Southern Utah	3 0	
						81 N	Virginia Tech	3 2	183 H	Southern Utah	3 0	
						92 A	Indiana	2 3	183 H	Southern Utah	3 1	
									189 A	Eastern Wash.	3 0	
									215 A	Portland St.	3 1	
									215 H	Portland St.	3 1	
									235 N	UC Riverside	3 1	
									258 N	Bowling Green	3 0	
									260 A	Montana	3 0	
									274 A	Weber St.	3 1	
									274 H	Weber St.	3 1	
									276 A	Grand Canyon	3 0	
									304 A	Montana St.	3 0	
									314 N	St. Francis Brooklyn	3 0	
			LAST 10 GAMES									
			56 H	Idaho St.	3 0	183 H	Southern Utah	3 1				
			76 H	Sacramento St.	3 0	189 A	Eastern Wash.	3 0				
			183 H	Southern Utah	3 0	274 A	Weber St.	3 1				
			215 H	Portland St.	3 1	56 A	Idaho St.	3 0				
			76 H	Sacramento St.	3 1	151 H	Northern Colo.	3 2				

Non-Div. I Games:

Northern Ariz.

Average RPI Win: 148		WON-LOST RECORD		WINNING PCT. RANK		LAST 10 GAMES		STRENGTH OF SCHEDULE		OPP. STRENGTH OF SCHEDULE		TEAM RPI		ADJ RPI		CONF. RPI		ADJ CONF. RPI	
DIV. I ONLY		24- 10		.70588 58		9- 1		41		71		36		.6091 34		7		7	
DIV. I NON-CONF.		9- 4		.69231 86		0- 0		49		35		43		.60769 43		8		8	
TOTALS		RPI 1-25		RPI 26-50		W-L RECORDS		RPI 51-100		RPI 101-150		RPI 150+							
24- 10		1- 2		5- 5		OVERALL		2- 2		4- 1		12- 0							
11- 5		0- 1		4- 3		HOME		1- 0		2- 1		4- 0							
9- 4		1- 1		1- 2		AWAY		0- 1		2- 0		5- 0							
4- 1		0- 0		0- 0		NEUTRAL		1- 1		0- 0		3- 0							
9- 4		1- 2		1- 1		NON-CONFERENCE		1- 1		0- 0		6- 0							
2- 2		0- 1		1- 1		HOME		0- 0		0- 0		1- 0							
3- 1		1- 1		0- 0		AWAY		0- 0		0- 0		2- 0							
4- 1		0- 0		0- 0		NEUTRAL		1- 1		0- 0		3- 0							
15- 6		0- 0		4- 4		CONFERENCE		1- 1		4- 1		6- 0							
9- 3		0- 0		3- 2		HOME		1- 0		2- 1		3- 0							
6- 3		0- 0		1- 2		AWAY		0- 1		2- 0		3- 0							
0- 0		0- 0		0- 0		NEUTRAL		0- 0		0- 0		0- 0							
RPI S	Opponent		Score		RPI S	Opponent		Score		RPI S	Opponent		Score		RPI S	Opponent		Score	
8 A	Kansas		0	3	28 A	Wichita St.		3	1	55 N	Northwestern		2	3	113 A	Loyola Chicago		3	2
13 A	Western Ky.		3	2	28 H	Wichita St.		2	3	69 A	Illinois St.		0	3	113 H	Loyola Chicago		3	0
16 H	Arkansas St.		2	3	28 H	Wichita St.		0	3	69 H	Illinois St.		3	0	113 H	Loyola Chicago		1	3
					36 H	Marquette		1	3	84 N	Furman		3	0	149 A	Indiana St.		3	2
					38 H	Miami (FL)		3	2						149 H	Indiana St.		3	2
					40 A	Southern Ill.		2	3						159 N	UMKC		3	2
					40 H	Southern Ill.		3	0						161 N	Western Mich.		3	2
					40 H	Southern Ill.		3	0						172 A	Milwaukee		3	0
					45 A	UNI		2	3						182 H	Oral Roberts		3	1
					45 H	UNI		3	1						206 A	Drake		3	0
															206 H	Drake		3	0
															234 A	Middle Tenn.		3	0
															262 A	Evansville		3	0
															262 H	Evansville		3	0
															275 A	Bradley		3	0
															275 H	Bradley		3	0
															277 N	South Dakota St.		3	0
LAST 10 GAMES																			
					28 H	Wichita St.		2	3	113 A	Loyola Chicago		3	2					
					40 H	Southern Ill.		3	0	275 A	Bradley		3	0					
					113 H	Loyola Chicago		3	0	206 H	Drake		3	0					
					40 H	Southern Ill.		3	0	45 H	UNI		3	1					
					262 H	Evansville		3	0	262 A	Evansville		3	0					

Non-Div. I Games:

Missouri St.

Average RPI Win: 124		WON-LOST	WINNING	LAST 10	STRENGTH OF		OPP. STRENGTH	TEAM	ADJ	CONF.	ADJ CONF.
Average RPI Loss: 17		RECORD	PCT. RANK	GAMES	SCHEDULE		OF SCHEDULE	RPI	RPI	RPI	RPI
DIV. I ONLY		22- 9	.70968	57	5- 5		68	15	35	.60903	35
DIV. I NON-CONF.		9- 2	.81818	39	0- 0		131	135	50	.58966	51
TOTALS		RPI 1-25	RPI 26-50		W-L RECORDS		RPI 51-100		RPI 101-150		RPI 150+
22- 9	1- 7	2- 1		OVERALL		10- 1		1- 0		8- 0	
13- 3	1- 2	1- 0		HOME		5- 1		0- 0		6- 0	
8- 4	0- 4	1- 0		AWAY		5- 0		1- 0		1- 0	
1- 2	0- 1	0- 1		NEUTRAL		0- 0		0- 0		1- 0	
9- 2	0- 1	0- 1		NON-CONFERENCE		2- 0		1- 0		6- 0	
6- 0	0- 0	0- 0		HOME		1- 0		0- 0		5- 0	
2- 0	0- 0	0- 0		AWAY		1- 0		1- 0		0- 0	
1- 2	0- 1	0- 1		NEUTRAL		0- 0		0- 0		1- 0	
13- 7	1- 6	2- 0		CONFERENCE		8- 1		0- 0		2- 0	
7- 3	1- 2	1- 0		HOME		4- 1		0- 0		1- 0	
6- 4	0- 4	1- 0		AWAY		4- 0		0- 0		1- 0	
0- 0	0- 0	0- 0		NEUTRAL		0- 0		0- 0		0- 0	
RPI S	Opponent	Score		RPI S	Opponent	Score		RPI S	Opponent	Score	
2 A	Minnesota	1	3	29 H	Illinois	3	2	52 H	Ohio	3	0
2 H	Minnesota	3	2	31 A	Michigan	3	0	54 A	Michigan St.	3	1
4 H	Nebraska	0	3	38 N	Miami (FL)	2	3	54 H	Michigan St.	2	3
5 A	Wisconsin	1	3					55 A	Northwestern	3	1
5 H	Wisconsin	0	3					55 H	Northwestern	3	0
10 A	Penn St.	0	3					71 A	Saint Louis	3	1
14 N	BYU	0	3					91 H	Iowa	3	2
17 A	Ohio St.	2	3					92 A	Indiana	3	0
								92 H	Indiana	3	0
								100 A	Maryland	3	1
								100 H	Maryland	3	1
LAST 10 GAMES											
5 H	Wisconsin	0	3	100 A	Maryland	3	1				
54 H	Michigan St.	2	3	91 H	Iowa	3	2				
2 H	Minnesota	3	2	4 H	Nebraska	0	3				
200 A	Rutgers	3	1	2 A	Minnesota	1	3				
55 A	Northwestern	3	1	5 A	Wisconsin	1	3				

Non-Div. I Games:

Purdue

Average RPI Win:		140	WON-LOST RECORD		WINNING PCT. RANK		LAST 10 GAMES		STRENGTH OF SCHEDULE		OPP. STRENGTH OF SCHEDULE		TEAM RPI		ADJ RPI		CONF. RPI		ADJ CONF. RPI		
DIV. I ONLY		21- 11	.65625		82	6- 4		30		69		38		.60648		36	8		8		
DIV. I NON-CONF.		9- 4	.69231		86	1- 0		11		44		21		.65362		18	7		7		
TOTALS		RPI 1-25		RPI 26-50		W-L RECORDS		RPI 51-100		RPI 101-150		RPI 150+									
21- 11		2- 4		3- 3		OVERALL		0- 2		8- 1		8- 1									
10- 3		0- 1		1- 1		HOME		0- 1		5- 0		4- 0									
7- 6		1- 2		1- 2		AWAY		0- 1		2- 1		3- 0									
4- 2		1- 1		1- 0		NEUTRAL		0- 0		1- 0		1- 1									
9- 4		2- 1		2- 2		NON-CONFERENCE		0- 0		3- 0		2- 1									
3- 1		0- 0		0- 1		HOME		0- 0		2- 0		1- 0									
2- 1		1- 0		1- 1		AWAY		0- 0		0- 0		0- 0									
4- 2		1- 1		1- 0		NEUTRAL		0- 0		1- 0		1- 1									
12- 7		0- 3		1- 1		CONFERENCE		0- 2		5- 1		6- 0									
7- 2		0- 1		1- 0		HOME		0- 1		3- 0		3- 0									
5- 5		0- 2		0- 1		AWAY		0- 1		2- 1		3- 0									
0- 0		0- 0		0- 0		NEUTRAL		0- 0		0- 0		0- 0									
RPI	S	Opponent		Score		RPI	S	Opponent		Score		RPI	S	Opponent		Score					
8	N	Kansas		0	3	28	H	Wichita St.		2	3	62	A	Xavier		1	3				
15	A	Creighton		2	3	34	A	Missouri St.		3	1	62	H	Xavier		0	3				
15	A	Creighton		0	3	38	N	Miami (FL)		3	2										
15	H	Creighton		0	3	41	A	Villanova		0	3										
22	N	Dayton		3	0	41	H	Villanova		3	1										
23	A	Iowa St.		3	0	44	A	Wyoming		2	3										
						LAST 10 GAMES															
						15 A Creighton						2	3	222 H Georgetown						3	0
						62 A Xavier						1	3	15 H Creighton						0	3
						148 A Butler						3	0	210 A DePaul						3	0
						257 A Providence						3	0	172 H Milwaukee						3	0
						125 A St. John's (NY)						2	3	41 H Villanova						3	1

Non-Div. I Games:

Marquette

[illegible]

**Non-Div. I Games:**

Santa Clara

Average RPI Win: 126		WON-LOST	WINNING	LAST 10	STRENGTH OF		OPP. STRENGTH	TEAM	ADJ	CONF.	ADJ CONF.
Average RPI Loss: 51		RECORD	PCT. RANK	GAMES	SCHEDULE		OF SCHEDULE	RPI	RPI	RPI	RPI
DIV. I ONLY		21-9	.7	60	72		46	40	.60126	38	6
DIV. I NON-CONF.		7-3	.7	85	75		41	47	.59622	47	6
TOTALS		RPI 1-25	RPI 26-50		W-L RECORDS		RPI 51-100		RPI 101-150		RPI 150+
21-9		1-4	1-3		OVERALL		6-1		5-0		8-1
13-2		1-1	0-0		HOME		4-1		3-0		5-0
7-5		0-3	0-2		AWAY		2-0		2-0		3-0
1-2		0-0	1-1		NEUTRAL		0-0		0-0		0-1
7-3		0-0	1-2		NON-CONFERENCE		2-0		3-0		1-1
5-0		0-0	0-0		HOME		2-0		2-0		1-0
1-1		0-0	0-1		AWAY		0-0		1-0		0-0
1-2		0-0	1-1		NEUTRAL		0-0		0-0		0-1
14-6		1-4	0-1		CONFERENCE		4-1		2-0		7-0
8-2		1-1	0-0		HOME		2-1		1-0		4-0
6-4		0-3	0-1		AWAY		2-0		1-0		3-0
0-0		0-0	0-0		NEUTRAL		0-0		0-0		0-0
RPI S	Opponent	Score	RPI S	Opponent	Score	RPI S	Opponent	Score	RPI S	Opponent	Score
19 A	Louisville	1 <span>3</span>	34 A	Missouri St.	2 <span>3</span>	51 H	Kansas St.	3 2	108 A	Georgia Tech	3 1
19 H	Louisville	1 <span>3</span>	35 N	Purdue	3 2	57 H	Syracuse	3 0	108 H	Georgia Tech	3 1
24 A	North Carolina	0 <span>3</span>	36 N	Marquette	2 <span>3</span>	59 H	Virginia	3 0	122 H	UCF	3 1
25 A	Florida St.	2 <span>3</span>	47 A	Pittsburgh	0 <span>3</span>	69 H	Illinois St.	3 0	132 A	LSU	3 1
25 H	Florida St.	3 1				73 A	Duke	3 2	150 H	Seattle	3 0
						73 H	Duke	0 <span>3</span>	154 A	North Carolina St.	3 2
						81 A	Virginia Tech	3 2	168 H	Boston College	3 0
									175 A	Wake Forest	3 1
									175 H	Wake Forest	3 0
									182 N	Oral Roberts	1 <span>3</span>
									209 A	Clemson	3 0
									209 H	Clemson	3 0
									211 H	Notre Dame	3 1
									284 H	Florida A&M	3 0
			LAST 10 GAMES								
			108 A	Georgia Tech	3 1	19 H	Louisville	1 <span>3</span>			
			209 A	Clemson	3 0	59 H	Virginia	3 0			
			175 H	Wake Forest	3 0	25 H	Florida St.	3 1			
			73 H	Duke	0 <span>3</span>	47 A	Pittsburgh	0 <span>3</span>			
			211 H	Notre Dame	3 1	81 A	Virginia Tech	3 2			

Non-Div. I Games:

Miami (FL)

Average RPI Win: 120		WON-LOST	WINNING	LAST 10	STRENGTH OF		OPP. STRENGTH	TEAM	ADJ	CONF.	ADJ CONF.
Average RPI Loss: 42		RECORD	PCT. RANK	GAMES	SCHEDULE		OF SCHEDULE	RPI	RPI	RPI	RPI
DIV. I ONLY		19- 12	.6129	98	24		38	41	.60098	39	3
DIV. I NON-CONF.		11- 0	1	1	56		118	6	.67422	7	2
TOTALS		RPI 1-25	RPI 26-50		W-L RECORDS		RPI 51-100		RPI 101-150		RPI 150+
19- 12		2- 7	3- 2		OVERALL		3- 1		4- 1		7- 1
12- 3		1- 3	3- 0		HOME		2- 0		3- 0		3- 0
4- 9		1- 4	0- 2		AWAY		0- 1		1- 1		2- 1
3- 0		0- 0	0- 0		NEUTRAL		1- 0		0- 0		2- 0
11- 0		1- 0	2- 0		NON-CONFERENCE		2- 0		0- 0		6- 0
5- 0		0- 0	2- 0		HOME		1- 0		0- 0		2- 0
3- 0		1- 0	0- 0		AWAY		0- 0		0- 0		2- 0
3- 0		0- 0	0- 0		NEUTRAL		1- 0		0- 0		2- 0
8- 12		1- 7	1- 2		CONFERENCE		1- 1		4- 1		1- 1
7- 3		1- 3	1- 0		HOME		1- 0		3- 0		1- 0
1- 9		0- 4	0- 2		AWAY		0- 1		1- 1		0- 1
0- 0		0- 0	0- 0		NEUTRAL		0- 0		0- 0		0- 0
RPI S	Opponent	Score	RPI S	Opponent	Score	RPI S	Opponent	Score	RPI S	Opponent	Score
3 A	Southern California	1 3	29 H	Illinois	3 2	61 N	New Mexico St.	3 2	109 A	Washington St.	0 3
3 H	Southern California	2 3	33 H	Northern Ariz.	3 1	64 A	Colorado	2 3	109 H	Washington St.	3 1
9 A	Washington	0 3	46 A	Arizona	1 3	64 H	Colorado	3 1	129 A	Utah	3 0
9 H	Washington	0 3	46 H	Arizona	3 1	89 H	Gonzaga	3 1	129 H	Utah	3 0
11 A	UCLA	0 3	48 A	Oregon	0 3				142 H	Oregon St.	3 0
11 H	UCLA	2 3							151 A	Northern Colo.	3 0
12 A	Stanford	0 3							157 H	UNLV	3 0
12 H	Stanford	3 1							161 N	Western Mich.	3 0
20 A	Colorado St.	3 0							176 A	California	1 3
									176 H	California	3 0
									205 A	Air Force	3 0
									270 N	Northeastern	3 0
									301 H	Texas Southern	3 0
LAST 10 GAMES											
46 A	Arizona	1 3	64 A	Colorado	2 3						
48 A	Oregon	0 3	109 H	Washington St.	3 1						
3 H	Southern California	2 3	9 H	Washington	0 3						
11 H	UCLA	2 3	176 A	California	1 3						
129 A	Utah	3 0	12 A	Stanford	0 3						

Non-Div. I Games:

Arizona St.

Average RPI Win:		158	WON-LOST RECORD		WINNING PCT. RANK		LAST 10 GAMES		STRENGTH OF SCHEDULE		OPP. STRENGTH OF SCHEDULE		TEAM RPI		ADJ RPI		CONF. RPI		ADJ CONF. RPI				
DIV. I ONLY			23- 9		.71875 54		8- 2		71		78		39		.60007 40		7		7				
DIV. I NON-CONF.			9- 4		.69231 86		0- 0		66		59		48		.59312 48		8		8				
TOTALS		RPI 1-25		RPI 26-50				W-L RECORDS		RPI 51-100				RPI 101-150				RPI 150+					
23- 9		1- 3		4- 3				OVERALL		1- 1				5- 2				12- 0					
11- 2		1- 1		3- 0				HOME		1- 0				1- 1				5- 0					
8- 5		0- 0		1- 3				AWAY		0- 1				4- 1				3- 0					
4- 2		0- 2		0- 0				NEUTRAL		0- 0				0- 0				4- 0					
9- 4		1- 3		0- 0				NON-CONFERENCE		0- 0				2- 1				6- 0					
3- 1		1- 1		0- 0				HOME		0- 0				0- 0				2- 0					
2- 1		0- 0		0- 0				AWAY		0- 0				2- 1				0- 0					
4- 2		0- 2		0- 0				NEUTRAL		0- 0				0- 0				4- 0					
14- 5		0- 0		4- 3				CONFERENCE		1- 1				3- 1				6- 0					
8- 1		0- 0		3- 0				HOME		1- 0				1- 1				3- 0					
6- 4		0- 0		1- 3				AWAY		0- 1				2- 0				3- 0					
0- 0		0- 0		0- 0				NEUTRAL		0- 0				0- 0				0- 0					
RPI	S	Opponent		Score		RPI	S	Opponent		Score		RPI	S	Opponent		Score							
13	H	Western Ky.		1	3	28	A	Wichita St.		3	0	69	A	Illinois St.		2	3	110	A	Tulsa	3	1	
16	N	Arkansas St.		0	3	28	H	Wichita St.		3	2	69	H	Illinois St.		3	0	113	A	Loyola Chicago	3	2	
18	N	Missouri		1	3	34	A	Missouri St.		0	3							113	H	Loyola Chicago	1	3	
22	H	Dayton		3	1	34	A	Missouri St.		0	3							122	A	UCF	2	3	
						34	H	Missouri St.		3	2							148	A	Butler	3	2	
						45	A	UNI		1	3							149	A	Indiana St.	3	1	
						45	H	UNI		3	1							149	H	Indiana St.	3	1	
																		151	N	Northern Colo.	3	1	
																		171	N	Stephen F. Austin	3	2	
																		179	N	Delaware	3	2	
																		206	A	Drake	3	0	
																		206	H	Drake	3	0	
																		226	N	Youngstown St.	3	2	
																		262	A	Evansville	3	1	
																		262	H	Evansville	3	0	
																		265	H	Southeast Mo. St.	3	0	
																		269	H	UT Martin	3	0	
																		275	A	Bradley	3	1	
																		275	H	Bradley	3	1	
						LAST 10 GAMES																	
						34	A	Missouri St.		0	3	262	H	Evansville		3	0						
						34	A	Missouri St.		0	3	28	H	Wichita St.		3	2						
						28	A	Wichita St.		3	0	275	A	Bradley		3	1						
						149	H	Indiana St.		3	1	113	A	Loyola Chicago		3	2						
						69	H	Illinois St.		3	0	45	H	UNI		3	1						

Non-Div. I Games:

Southern Ill.



Average RPI Win:	165	WON-LOST	WINNING	LAST 10	STRENGTH OF	OPP. STRENGTH	TEAM	ADJ	CONF.	ADJ CONF.		
Average RPI Loss:	62	RECORD	PCT. RANK	GAMES	SCHEDULE	OF SCHEDULE	RPI	RPI	RPI	RPI		
DIV. I ONLY		25- 8	.75758	42	6- 4	82	98	37	.59917	41	8	8
DIV. I NON-CONF.		10- 3	.76923	48	0- 0	69	194	44	.59654	45	7	7
<hr/>												
TOTALS	RPI 1-25	RPI 26-50		W-L RECORDS		RPI 51-100		RPI 101-150		RPI 150+		
25- 8	1- 3	1- 1		OVERALL		4- 2		5- 2		14- 0		
12- 0	1- 0	1- 0		HOME		2- 0		3- 0		5- 0		
8- 7	0- 3	0- 1		AWAY		1- 2		2- 1		5- 0		
5- 1	0- 0	0- 0		NEUTRAL		1- 0		0- 1		4- 0		
10- 3	0- 1	0- 0		NON-CONFERENCE		2- 1		0- 1		8- 0		
3- 0	0- 0	0- 0		HOME		1- 0		0- 0		2- 0		
3- 2	0- 1	0- 0		AWAY		1- 1		0- 0		2- 0		
4- 1	0- 0	0- 0		NEUTRAL		0- 0		0- 1		4- 0		
15- 5	1- 2	1- 1		CONFERENCE		2- 1		5- 1		6- 0		
9- 0	1- 0	1- 0		HOME		1- 0		3- 0		3- 0		
5- 5	0- 2	0- 1		AWAY		0- 1		2- 1		3- 0		
1- 0	0- 0	0- 0		NEUTRAL		1- 0		0- 0		0- 0		
RPI S	Opponent	Score	RPI S	Opponent	Score	RPI S	Opponent	Score	RPI S	Opponent	Score	
10 A	Penn St.	0 3	36 A	Marquette	1 3	62 A	Xavier	2 3	120 N	Texas-Arlington	1 3	
15 A	Creighton	0 3	36 H	Marquette	3 0	62 H	Xavier	3 1	125 A	St. John's (NY)	3 0	
15 A	Creighton	1 3				62 N	Xavier	3 0	125 H	St. John's (NY)	3 0	
15 H	Creighton	3 2				72 A	Temple	3 1	137 A	Seton Hall	3 0	
						75 H	James Madison	3 1	137 H	Seton Hall	3 0	
						87 A	Denver	1 3	148 A	Butler	1 3	
									148 H	Butler	3 2	
									156 A	Lehigh	3 0	
									194 A	Penn	3 0	
									205 N	Air Force	3 1	
									207 H	Siena	3 0	
									210 A	DePaul	3 2	
									210 H	DePaul	3 0	
									222 A	Georgetown	3 0	
									222 H	Georgetown	3 0	
									228 H	Howard	3 0	
									233 N	Buffalo	3 0	
									238 N	Stony Brook	3 1	
									257 A	Providence	3 1	
									257 H	Providence	3 0	
									299 N	La Salle	3 0	
			LAST 10 GAMES									
15 A	Creighton	0 3	62 A	Xavier	2 3							
62 N	Xavier	3 0	148 A	Butler	1 3							
125 H	St. John's (NY)	3 0	222 H	Georgetown	3 0							
257 H	Providence	3 0	15 H	Creighton	3 2							
137 H	Seton Hall	3 0	36 A	Marquette	1 3							

Non-Div. I Games:

Villanova

Average RPI Win: 137		WON-LOST	WINNING	LAST 10	STRENGTH OF	OPP. STRENGTH	TEAM	ADJ	CONF.	ADJ CONF.					
Average RPI Loss: 34		RECORD	PCT. RANK	GAMES	SCHEDULE	OF SCHEDULE	RPI	RPI	RPI	RPI					
DIV. I ONLY		17- 13	.56667	127	3- 7	11	49	44	.59412	42	2	2			
DIV. I NON-CONF.		12- 2	.85714	27	0- 0	19	134	8	.66787	11	3	3			
<hr/>															
TOTALS		RPI 1-25	RPI 26-50		W-L RECORDS		RPI 51-100		RPI 101-150		RPI 150+				
17- 13		1- 7	1- 2		OVERALL		3- 4		4- 0		8- 0				
10- 5		0- 3	0- 1		HOME		2- 1		3- 0		5- 0				
4- 7		1- 4	0- 1		AWAY		1- 2		0- 0		2- 0				
3- 1		0- 0	1- 0		NEUTRAL		0- 1		1- 0		1- 0				
12- 2		1- 1	1- 0		NON-CONFERENCE		2- 1		4- 0		4- 0				
7- 0		0- 0	0- 0		HOME		1- 0		3- 0		3- 0				
2- 1		1- 1	0- 0		AWAY		1- 0		0- 0		0- 0				
3- 1		0- 0	1- 0		NEUTRAL		0- 1		1- 0		1- 0				
5- 11		0- 6	0- 2		CONFERENCE		1- 3		0- 0		4- 0				
3- 5		0- 3	0- 1		HOME		1- 1		0- 0		2- 0				
2- 6		0- 3	0- 1		AWAY		0- 2		0- 0		2- 0				
0- 0		0- 0	0- 0		NEUTRAL		0- 0		0- 0		0- 0				
RPI	S	Opponent	Score	RPI	S	Opponent	Score	RPI	S	Opponent	Score	RPI	S	Opponent	Score
1	A	Texas	0 3	45	N	UNI	3 2	51	A	Kansas St.	0 3	103	H	Texas St.	3 0
1	H	Texas	0 3	49	A	TCU	2 3	51	H	Kansas St.	3 0	105	H	Cal Poly	3 1
8	A	Kansas	0 3	49	H	TCU	0 3	67	N	Cleveland St.	1 3	119	H	UNCG	3 0
8	H	Kansas	1 3					68	A	Oklahoma	1 3	126	N	UC Davis	3 2
20	A	Colorado St.	0 3					68	H	Oklahoma	0 3	167	A	Texas Tech	3 1
22	A	Dayton	3 2					74	H	Rice	3 1	167	H	Texas Tech	3 0
23	A	Iowa St.	1 3					88	A	North Texas	3 1	171	H	Stephen F. Austin	3 0
23	H	Iowa St.	0 3									197	H	Sam Houston St.	3 2
												201	A	West Virginia	3 0
												201	H	West Virginia	3 0
												202	N	Eastern Ill.	3 1
												286	H	Coppin St.	3 0
<hr/>															
LAST 10 GAMES															
				51	H	Kansas St.	3 0	201	H	West Virginia	3 0				
				23	A	Iowa St.	1 3	167	A	Texas Tech	3 1				
				1	A	Texas	0 3	8	A	Kansas	0 3				
				68	H	Oklahoma	0 3	23	H	Iowa St.	0 3				
				49	H	TCU	0 3	49	A	TCU	2 3				

Non-Div. I Games:

Baylor

Average RPI Win:	175	WON-LOST RECORD	WINNING PCT. RANK	LAST 10 GAMES	STRENGTH OF SCHEDULE	OPP. STRENGTH OF SCHEDULE	TEAM RPI	ADJ RPI	CONF. RPI	ADJ CONF. RPI		
DIV. I ONLY		23- 7	.76667	37	9- 1	94	102	42	.59317	43	10	10
DIV. I NON-CONF.		8- 4	.66667	99	0- 0	61	75	56	.58523	57	10	10
<hr/>												
TOTALS	RPI 1-25	RPI 26-50		W-L RECORDS		RPI 51-100		RPI 101-150		RPI 150+		
23- 7	0- 3	1- 2		OVERALL		3- 2		4- 0		15- 0		
10- 2	0- 1	1- 0		HOME		2- 1		2- 0		5- 0		
9- 3	0- 1	0- 1		AWAY		1- 1		1- 0		7- 0		
4- 2	0- 1	0- 1		NEUTRAL		0- 0		1- 0		3- 0		
8- 4	0- 1	0- 1		NON-CONFERENCE		3- 2		1- 0		4- 0		
2- 1	0- 0	0- 0		HOME		2- 1		0- 0		0- 0		
2- 1	0- 0	0- 0		AWAY		1- 1		0- 0		1- 0		
4- 2	0- 1	0- 1		NEUTRAL		0- 0		1- 0		3- 0		
15- 3	0- 2	1- 1		CONFERENCE		0- 0		3- 0		11- 0		
8- 1	0- 1	1- 0		HOME		0- 0		2- 0		5- 0		
7- 2	0- 1	0- 1		AWAY		0- 0		1- 0		6- 0		
0- 0	0- 0	0- 0		NEUTRAL		0- 0		0- 0		0- 0		
RPI	S	Opponent	Score	RPI	S	Opponent	Score	RPI	S	Opponent	Score	
9	N	Washington	0 3	33	N	Northern Ariz.	1 3	55	H	Northwestern	3 0	
20	A	Colorado St.	2 3	44	A	Wyoming	0 3	56	H	Idaho St.	1 3	
20	H	Colorado St.	0 3	44	H	Wyoming	3 1	65	H	A&M-Corpus Christi	3 0	
								88	A	North Texas	3 2	
								89	A	Gonzaga	1 3	
											</	

Non-Div. I Games:

Boise St.



U  
N  
I

UNI				Through Games Of Through Nov. 28, 2015											
Average RPI Win:		138	WON-LOST	WINNING	LAST 10	STRENGTH OF		OPP. STRENGTH	TEAM	ADJ		CONF.	ADJ CONF.		
Average RPI Loss:		52	RECORD	PCT. RANK	GAMES	SCHEDULE		OF SCHEDULE	RPI	RPI		RPI	RPI		
DIV. I ONLY			19- 14	.57576 124	6- 4	21		62	52	.59254	45	7	7		
DIV. I NON-CONF.			6- 7	.46154 185	0- 0	12		15	55	.59181	49	8	8		
TOTALS		RPI 1-25	RPI 26-50		W-L RECORDS		RPI 51-100		RPI 101-150		RPI 150+				
19- 14		1- 5	2- 6		OVERALL		5- 1		5- 1		6- 1				
9- 3		1- 2	2- 1		HOME		1- 0		2- 0		3- 0				
6- 7		0- 2	0- 3		AWAY		1- 1		2- 1		3- 0				
4- 4		0- 1	0- 2		NEUTRAL		3- 0		1- 0		0- 1				
6- 7		1- 5	0- 1		NON-CONFERENCE		3- 0		2- 0		0- 1				
1- 2		1- 2	0- 0		HOME		0- 0		0- 0		0- 0				
2- 2		0- 2	0- 0		AWAY		1- 0		1- 0		0- 0				
3- 3		0- 1	0- 1		NEUTRAL		2- 0		1- 0		0- 1				
13- 7		0- 0	2- 5		CONFERENCE		2- 1		3- 1		6- 0				
8- 1		0- 0	2- 1		HOME		1- 0		2- 0		3- 0				
4- 5		0- 0	0- 3		AWAY		0- 1		1- 1		3- 0				
1- 1		0- 0	0- 1		NEUTRAL		1- 0		0- 0		0- 0				
RPI S	Opponent	Score		RPI S	Opponent	Score		RPI S	Opponent	Score		RPI S	Opponent	Score	
3 H	Southern California	0	3	28 A	Wichita St.	0	3	69 A	Illinois St.	0	3	113 A	Loyola Chicago	3	0
13 N	Western Ky.	1	3	28 H	Wichita St.	0	3	69 H	Illinois St.	3	1	113 H	Loyola Chicago	3	1
15 H	Creighton	3	1	28 N	Wichita St.	2	3	69 N	Illinois St.	3	1	126 N	UC Davis	3	1
20 A	Colorado St.	0	3	34 A	Missouri St.	1	3	85 N	Cincinnati	3	1	148 A	Butler	3	2
21 H	Kentucky	1	3	34 H	Missouri St.	3	2	90 N	Alabama	3	1	149 A	Indiana St.	2	3
23 A	Iowa St.	0	3	40 A	Southern Ill.	1	3	94 A	Northern Ill.	3	1	149 H	Indiana St.	3	0
				40 H	Southern Ill.	3	1					206 A	Drake	3	2
				42 N	Baylor	2	3					206 H	Drake	3	0
												229 N	Ill.-Chicago	2	3
												262 A	Evansville	3	0
												262 H	Evansville	3	2
												275 A	Bradley	3	0
												275 H	Bradley	3	0
				LAST 10 GAMES											
				28 N	Wichita St.	2	3	28 A	Wichita St.	0	3				
				69 N	Illinois St.	3	1	34 A	Missouri St.	1	3				
				113 H	Loyola Chicago	3	1	149 H	Indiana St.	3	0				
				275 H	Bradley	3	0	69 H	Illinois St.	3	1				
				206 A	Drake	3	2	40 A	Southern Ill.	1	3				

U  
N  
I

Non-Div. I Games:

UNI

Average RPI Win:		137	WON-LOST RECORD		WINNING PCT. RANK		LAST 10 GAMES		STRENGTH OF SCHEDULE		OPP. STRENGTH OF SCHEDULE		TEAM RPI		ADJ RPI		CONF. RPI		ADJ CONF. RPI	
DIV. I ONLY			19- 13		.59375 111		5- 5		27		42		51		.59152 46		3		3	
DIV. I NON-CONF.			10- 2		.83333 30		0- 0		77		139		30		.61673 32		2		2	
TOTALS		RPI 1-25		RPI 26-50		W-L RECORDS		RPI 51-100		RPI 101-150		RPI 150+								
19- 13		1- 9		3- 1		OVERALL		2- 2		5- 1		8- 0								
11- 5		1- 4		2- 0		HOME		1- 1		2- 0		5- 0								
5- 7		0- 4		1- 1		AWAY		0- 1		2- 1		2- 0								
3- 1		0- 1		0- 0		NEUTRAL		1- 0		1- 0		1- 0								
10- 2		0- 2		1- 0		NON-CONFERENCE		2- 0		1- 0		6- 0								
5- 1		0- 1		0- 0		HOME		1- 0		0- 0		4- 0								
2- 0		0- 0		1- 0		AWAY		0- 0		0- 0		1- 0								
3- 1		0- 1		0- 0		NEUTRAL		1- 0		1- 0		1- 0								
9- 11		1- 7		2- 1		CONFERENCE		0- 2		4- 1		2- 0								
6- 4		1- 3		2- 0		HOME		0- 1		2- 0		1- 0								
3- 7		0- 4		0- 1		AWAY		0- 1		2- 1		1- 0								
0- 0		0- 0		0- 0		NEUTRAL		0- 0		0- 0		0- 0								
RPI	S	Opponent		Score		RPI	S	Opponent		Score		RPI	S	Opponent		Score				
1	H	Texas		2	3	32	A	SMU		3	1	57	N	Syracuse		3	1			
3	A	Southern California		1	3	39	A	Arizona St.		1	3	61	H	New Mexico St.		3	1			
3	H	Southern California		1	3	39	H	Arizona St.		3	1	64	A	Colorado		0	3			
9	A	Washington		1	3	48	H	Oregon		3	0	64	H	Colorado		1	3			
9	H	Washington		0	3															
11	A	UCLA		0	3															
11	H	UCLA		3	2															
12	A	Stanford		1	3															
12	H	Stanford		2	3															
17	N	Ohio St.		1	3															

**Non-Div. I Games:**

Arizona

Average RPI Win: 147		WON-LOST RECORD		WINNING PCT. RANK		LAST 10 GAMES		STRENGTH OF SCHEDULE		OPP. STRENGTH OF SCHEDULE		TEAM RPI		ADJ RPI		CONF. RPI		ADJ CONF. RPI	
DIV. I ONLY		23- 9		.71875 54		6- 4		95		60		48		.59135 47		6		6	
DIV. I NON-CONF.		10- 2		.83333 30		0- 0		163		82		53		.58689 54		6		6	
TOTALS		RPI 1-25		RPI 26-50		W-L RECORDS		RPI 51-100		RPI 101-150		RPI 150+							
23- 9		2- 3		1- 1		OVERALL		2- 5		3- 0		15- 0							
13- 2		2- 0		1- 0		HOME		1- 2		2- 0		7- 0							
6- 7		0- 3		0- 1		AWAY		1- 3		0- 0		5- 0							
4- 0		0- 0		0- 0		NEUTRAL		0- 0		1- 0		3- 0							
10- 2		0- 1		0- 1		NON-CONFERENCE		0- 0		2- 0		8- 0							
5- 0		0- 0		0- 0		HOME		0- 0		1- 0		4- 0							
1- 2		0- 1		0- 1		AWAY		0- 0		0- 0		1- 0							
4- 0		0- 0		0- 0		NEUTRAL		0- 0		1- 0		3- 0							
13- 7		2- 2		1- 0		CONFERENCE		2- 5		1- 0		7- 0							
8- 2		2- 0		1- 0		HOME		1- 2		1- 0		3- 0							
5- 5		0- 2		0- 0		AWAY		1- 3		0- 0		4- 0							
0- 0		0- 0		0- 0		NEUTRAL		0- 0		0- 0		0- 0							
RPI S	Opponent	Score		RPI S	Opponent	Score		RPI S	Opponent	Score		RPI S	Opponent	Score					
4 A	Nebraska	1	3	31 A	Michigan	1	3	57 A	Syracuse	3	1	104 H	George Washington	3	1				
19 A	Louisville	2	3	38 H	Miami (FL)	3	0	57 H	Syracuse	1	3	108 H	Georgia Tech	3	2				
24 A	North Carolina	0	3					59 A	Virginia	1	3	110 N	Tulsa	3	0				
24 H	North Carolina	3	0					59 H	Virginia	3	0	153 N	South Carolina	3	1				
25 H	Florida St.	3	0					73 A	Duke	2	3	154 A	North Carolina St.	3	2				
								81 A	Virginia Tech	1	3	154 H	North Carolina St.	3	1				
								81 H	Virginia Tech	2	3	156 H	Lehigh	3	1				
												161 N	Western Mich.	3	0				
												168 A	Boston College	3	0				
												168 H	Boston College	3	0				
												175 A	Wake Forest	3	0				
												177 A	Duquesne	3	0				
												199 H	Colgate	3	0				
												209 H	Clemson	3	0				
												211 A	Notre Dame	3	0				
												226 H	Youngstown St.	3	0				
												258 H	Bowling Green	3	1				
												276 N	Grand Canyon	3	0				
				LAST 10 GAMES															
				59 H	Virginia	3	0	24 A	North Carolina	0	3								
				81 H	Virginia Tech	2	3	211 A	Notre Dame	3	0								
				57 H	Syracuse	1	3	19 A	Louisville	2	3								
				168 H	Boston College	3	0	38 H	Miami (FL)	3	0								
				154 A	North Carolina St.	3	2	25 H	Florida St.	3	0								

Non-Div. I Games:

Pittsburgh

Average RPI Win:	121	WON-LOST RECORD	WINNING PCT. RANK	LAST 10 GAMES	STRENGTH OF SCHEDULE	OPP. STRENGTH OF SCHEDULE	TEAM RPI	ADJ RPI	CONF. RPI	ADJ CONF. RPI					
DIV. I ONLY		16- 13	.55172	134	6- 4	14	25	46	.59117	48	3	3			
DIV. I NON-CONF.		6- 3	.66667	99	0- 0	15	68	26	.62435	29	2	2			
<hr/>															
TOTALS		RPI 1-25	RPI 26-50		W-L RECORDS		RPI 51-100		RPI 101-150		RPI 150+				
16- 13		1- 9	1- 1		OVERALL		2- 2		8- 1		4- 0				
5- 5		0- 4	1- 0		HOME		0- 1		3- 0		1- 0				
9- 6		1- 3	0- 1		AWAY		2- 1		4- 1		2- 0				
2- 2		0- 2	0- 0		NEUTRAL		0- 0		1- 0		1- 0				
6- 3		0- 2	0- 0		NON-CONFERENCE		1- 1		3- 0		2- 0				
0- 0		0- 0	0- 0		HOME		0- 0		0- 0		0- 0				
4- 1		0- 0	0- 0		AWAY		1- 1		2- 0		1- 0				
2- 2		0- 2	0- 0		NEUTRAL		0- 0		1- 0		1- 0				
10- 10		1- 7	1- 1		CONFERENCE		1- 1		5- 1		2- 0				
5- 5		0- 4	1- 0		HOME		0- 1		3- 0		1- 0				
5- 5		1- 3	0- 1		AWAY		1- 0		2- 1		1- 0				
0- 0		0- 0	0- 0		NEUTRAL		0- 0		0- 0		0- 0				
RPI	S	Opponent	Score	RPI	S	Opponent	Score	RPI	S	Opponent	Score	RPI	S	Opponent	Score
3	A	Southern California	0 3	39	H	Arizona St.	3 0	63	A	UTSA	1 3	103	A	Texas St.	3 0
3	H	Southern California	0 3	46	A	Arizona	0 3	64	A	Colorado	3 2	104	A	George Washington	3 2
4	N	Nebraska	2 3					64	H	Colorado	2 3	109	A	Washington St.	3 1
7	N	Florida	0 3					72	A	Temple	3 0	109	H	Washington St.	3 1
9	A	Washington	0 3									125	N	St. John's (NY)	3 0
9	H	Washington	1 3									129	A	Utah	1 3
11	A	UCLA	3 2									129	H	Utah	3 2
11	H	UCLA	1 3									142	A	Oregon St.	3 1
12	A	Stanford	1 3									142	H	Oregon St.	3 0
12	H	Stanford	0 3									176	A	California	3 0
												176	H	California	3 0
												178	A	LIU Brooklyn	3 1
												264	N	Navy	3 0
<hr/>															
				LAST 10 GAMES											
				142	H	Oregon St.	3 0	3	A	Southern California	0 3				
				39	H	Arizona St.	3 0	176	H	California	3 0				
				9	H	Washington	1 3	12	H	Stanford	0 3				
				109	H	Washington St.	3 1	64	A	Colorado	3 2				
				11	A	UCLA	3 2	129	A	Utah	1 3				

Non-Div. I Games:

Oregon



Average RPI Win: 150		WON-LOST RECORD		WINNING PCT. RANK		LAST 10 GAMES		STRENGTH OF SCHEDULE		OPP. STRENGTH OF SCHEDULE		TEAM RPI		ADJ RPI		CONF. RPI		ADJ CONF. RPI	
Average RPI Loss: 27		19- 9		.67857 70		5- 5		85		28		53		.59094 49		2		2	
DIV. I ONLY		10- 2		.83333 30		0- 0		200		92		64		.57458 64		3		3	
DIV. I NON-CONF.																			
TOTALS		RPI 1-25		RPI 26-50		W-L RECORDS		RPI 51-100		RPI 101-150		RPI 150+							
19- 9		1- 5		2- 2		OVERALL		3- 2		2- 0		11- 0							
9- 2		1- 2		1- 0		HOME		2- 0		1- 0		4- 0							
5- 7		0- 3		1- 2		AWAY		0- 2		1- 0		3- 0							
5- 0		0- 0		0- 0		NEUTRAL		1- 0		0- 0		4- 0							
10- 2		0- 0		0- 2		NON-CONFERENCE		1- 0		2- 0		7- 0							
3- 0		0- 0		0- 0		HOME		0- 0		1- 0		2- 0							
2- 2		0- 0		0- 2		AWAY		0- 0		1- 0		1- 0							
5- 0		0- 0		0- 0		NEUTRAL		1- 0		0- 0		4- 0							
9- 7		1- 5		2- 0		CONFERENCE		2- 2		0- 0		4- 0							
6- 2		1- 2		1- 0		HOME		2- 0		0- 0		2- 0							
3- 5		0- 3		1- 0		AWAY		0- 2		0- 0		2- 0							
0- 0		0- 0		0- 0		NEUTRAL		0- 0		0- 0		0- 0							
RPI	S	Opponent		Score		RPI	S	Opponent		Score		RPI	S	Opponent		Score			
1	A	Texas		0	3	30	A	San Diego		0	3	51	A	Kansas St.		1	3		
1	H	Texas		3	0	32	A	SMU		2	3	51	H	Kansas St.		3	2		
8	A	Kansas		0	3	42	A	Baylor		3	0	63	N	UTSA		3	1		
8	H	Kansas		0	3	42	H	Baylor		3	2	68	A	Oklahoma		0	3		
23	A	Iowa St.		1	3							68	H	Oklahoma		3	2		
23	H	Iowa St.		0	3														

Non-Div. I Games:

TCU

Average RPI Win: 161		WON-LOST RECORD		WINNING PCT. RANK		LAST 10 GAMES		STRENGTH OF SCHEDULE		OPP. STRENGTH OF SCHEDULE		TEAM RPI		ADJ RPI		CONF. RPI		ADJ CONF. RPI	
Average RPI Loss: 71																			
DIV. I ONLY		23- 8		.74194 45		10- 0		86		88		43		.59071 50		13		14	
DIV. I NON-CONF.		8- 7		.53333 155		1- 0		91		26		99		.54594 99		17		17	
TOTALS		RPI 1-25		RPI 26-50		W-L RECORDS		RPI 51-100		RPI 101-150		RPI 150+							
23- 8		0- 2		0- 0		OVERALL		4- 4		8- 2		11- 0							
11- 3		0- 1		0- 0		HOME		2- 1		4- 1		5- 0							
9- 3		0- 1		0- 0		AWAY		1- 2		4- 0		4- 0							
3- 2		0- 0		0- 0		NEUTRAL		1- 1		0- 1		2- 0							
8- 7		0- 2		0- 0		NON-CONFERENCE		2- 4		1- 1		5- 0							
3- 2		0- 1		0- 0		HOME		1- 1		0- 0		2- 0							
2- 3		0- 1		0- 0		AWAY		0- 2		1- 0		1- 0							
3- 2		0- 0		0- 0		NEUTRAL		1- 1		0- 1		2- 0							
15- 1		0- 0		0- 0		CONFERENCE		2- 0		7- 1		6- 0							
8- 1		0- 0		0- 0		HOME		1- 0		4- 1		3- 0							
7- 0		0- 0		0- 0		AWAY		1- 0		3- 0		3- 0							
0- 0		0- 0		0- 0		NEUTRAL		0- 0		0- 0		0- 0							
RPI S	Opponent	Score		RPI S	Opponent	Score		RPI S	Opponent	Score		RPI S	Opponent	Score					
13 H	Western Ky.	0	3					55 A	Northwestern	1	3	101 A	Kennesaw St.	3	2				
15 A	Creighton	0	3					56 N	Idaho St.	3	1	101 H	Kennesaw St.	3	0				
								66 N	Pacific	0	3	101 H	Kennesaw St.	2	3				
								80 H	Pepperdine	3	1	129 A	Utah	3	1				
								93 H	Fla. Atlantic	0	3	130 N	CSU Bakersfield	2	3				
								95 A	Ole Miss	1	3	133 A	Jacksonville	3	2				
								96 A	FGCU	3	2	133 H	Jacksonville	3	1				
								96 H	FGCU	3	0	133 H	Jacksonville	3	0				
												140 A	North Florida	3	0				
												140 H	North Florida	3	0				
												169 A	Belmont	3	2				
												169 H	Belmont	3	2				
												172 N	Milwaukee	3	1				
												192 H	Ball St.	3	1				
												212 A	Stetson	3	0				
												212 H	Stetson	3	0				
												214 A	USC Upstate	3	0				
												214 H	USC Upstate	3	0				
												223 N	CSUN	3	2				
												297 A	NJIT	3	0				
												297 H	NJIT	3	0				
				LAST 10 GAMES															
				101 H Kennesaw St.				133 H Jacksonville											
				133 H Jacksonville				101 A Kennesaw St.											
				212 A Stetson				214 A USC Upstate											
				96 A FGCU				297 H NJIT											
				140 H North Florida				169 H Belmont											

Non-Div. I Games:

Lipscomb

Average RPI Win:		142	WON-LOST RECORD		WINNING PCT. RANK		LAST 10 GAMES		STRENGTH OF SCHEDULE		OPP. STRENGTH OF SCHEDULE		TEAM RPI		ADJ RPI		CONF. RPI		ADJ CONF. RPI					
DIV. I ONLY			17- 11		.60714		105		6- 4		33		31		49		.5899		51		2		2	
DIV. I NON-CONF.			8- 4		.66667		99		0- 0		87		76		66		.57382		66		3		3	
TOTALS		RPI 1-25		RPI 26-50				W-L RECORDS				RPI 51-100				RPI 101-150				RPI 150+				
17- 11		1- 7		2- 3				OVERALL				3- 1				1- 0				10- 0				
9- 2		1- 2		2- 0				HOME				1- 0				0- 0				5- 0				
4- 7		0- 4		0- 3				AWAY				1- 0				0- 0				3- 0				
4- 2		0- 1		0- 0				NEUTRAL				1- 1				1- 0				2- 0				
8- 4		0- 2		0- 1				NON-CONFERENCE				1- 1				1- 0				6- 0				
3- 0		0- 0		0- 0				HOME				0- 0				0- 0				3- 0				
1- 2		0- 1		0- 1				AWAY				0- 0				0- 0				1- 0				
4- 2		0- 1		0- 0				NEUTRAL				1- 1				1- 0				2- 0				
9- 7		1- 5		2- 2				CONFERENCE				2- 0				0- 0				4- 0				
6- 2		1- 2		2- 0				HOME				1- 0				0- 0				2- 0				
3- 5		0- 3		0- 2				AWAY				1- 0				0- 0				2- 0				
0- 0		0- 0		0- 0				NEUTRAL				0- 0				0- 0				0- 0				
RPI	S	Opponent		Score		RPI	S	Opponent		Score		RPI	S	Opponent		Score		RPI	S	Opponent		Score		
1	A	Texas		1	3	38	A	Miami (FL)		2	3	60	N	Arkansas		2	3	150	N	Seattle		3	0	
1	H	Texas		0	3	42	A	Baylor		0	3	68	A	Oklahoma		3	0	157	H	UNLV		3	0	
5	N	Wisconsin		1	3	42	H	Baylor		3	0	68	H	Oklahoma		3	2	167	A	Texas Tech		3	0	
8	A	Kansas		1	3	49	A	TCU		2	3	69	N	Illinois St.		3	2	167	H	Texas Tech		3	0	
8	H	Kansas		1	3	49	H	TCU		3	1							170	H	Green Bay		3	0	
15	A	Creighton		2	3													176	H	California		3	1	
23	A	Iowa St.		0	3													185	N	VCU		3	1	
23	H	Iowa St.		3	0													201	A	West Virginia		3	0	
																		201	H	West Virginia		3	0	
																		234	A	Middle Tenn.		3	0	
																		284	N	Florida A&M		3	0	
LAST 10 GAMES																								
42 A Baylor						0	3	167 H Texas Tech						3	0									
8 H Kansas						1	3	49 H TCU						3	1									
1 A Texas						1	3	201 A West Virginia						3	0									
23 H Iowa St.						3	0	167 A Texas Tech						3	0									
68 H Oklahoma						3	2	1 H Texas						0	3									

Non-Div. I Games:

Kansas St.

Average RPI Win:		172	WON-LOST RECORD		WINNING PCT. RANK		LAST 10 GAMES		STRENGTH OF SCHEDULE		OPP. STRENGTH OF SCHEDULE		TEAM RPI		ADJ RPI		CONF. RPI		ADJ CONF. RPI	
DIV. I ONLY			25- 7		.78125 33		6- 4		117		97		47		.58951 52		20		20	
DIV. I NON-CONF.			10- 4		.71429 79		0- 1		46		20		34		.61544 36		15		16	
TOTALS		RPI 1-25		RPI 26-50		W-L RECORDS		RPI 51-100		RPI 101-150		RPI 150+								
25- 7		1- 2		0- 2		OVERALL		7- 2		4- 1		13- 0								
11- 3		0- 1		0- 1		HOME		3- 1		2- 0		6- 0								
9- 4		1- 1		0- 1		AWAY		3- 1		0- 1		5- 0								
5- 0		0- 0		0- 0		NEUTRAL		1- 0		2- 0		2- 0								
10- 4		1- 2		0- 2		NON-CONFERENCE		4- 0		3- 0		2- 0								
2- 2		0- 1		0- 1		HOME		1- 0		1- 0		0- 0								
3- 2		1- 1		0- 1		AWAY		2- 0		0- 0		0- 0								
5- 0		0- 0		0- 0		NEUTRAL		1- 0		2- 0		2- 0								
15- 3		0- 0		0- 0		CONFERENCE		3- 2		1- 1		11- 0								
9- 1		0- 0		0- 0		HOME		2- 1		1- 0		6- 0								
6- 2		0- 0		0- 0		AWAY		1- 1		0- 1		5- 0								
0- 0		0- 0		0- 0		NEUTRAL		0- 0		0- 0		0- 0								
RPI	S	Opponent		Score		RPI	S	Opponent		Score		RPI	S	Opponent		Score				
19	A	Louisville		2	3	31	H	Michigan		2	3	62	H	Xavier		3	2			
21	A	Kentucky		3	1	35	A	Purdue		0	3	93	N	Fla. Atlantic		3	1			
22	H	Dayton		0	3							94	A	Northern Ill.		0	3			
												94	H	Northern Ill.		3	0			
												96	A	FGCU		3	1			
												96	A	FGCU		3	1			
												97	A	Kent St.		3	0			
												97	H	Kent St.		3	1			
												97	H	Kent St.		1	3			
														117 A Miami (OH)		0	3			
														117 H Miami (OH)		3	1			
														129 N Utah		3	0			
														132 H LSU		3	0			
														137 N Seton Hall		3	0			
														161 A Western Mich.		3	1			
														185 N VCU		3	0			
														192 H Ball St.		3	2			
														195 A Eastern Mich.		3	0			
														233 A Buffalo		3	0			
														233 H Buffalo		3	0			
														258 A Bowling Green		3	0			
														258 H Bowling Green		3	0			
														259 H Central Mich.		3	0			
														273 N Austin Peay		3	0			
														290 H Toledo		3	1			
														298 A Akron		3	0			
														298 H Akron		3	0			
LAST 10 GAMES																				

**Non-Div. I Games:**

Ohio

Average RPI Win:		157	WON-LOST RECORD		WINNING PCT. RANK		LAST 10 GAMES		STRENGTH OF SCHEDULE		OPP. STRENGTH OF SCHEDULE		TEAM RPI		ADJ RPI		CONF. RPI		ADJ CONF. RPI	
DIV. I ONLY			25- 6		.80645 25		9- 1		163		76		50		.5884 53		14		13	
DIV. I NON-CONF.			12- 3		.8 42		2- 0		93		22		35		.61482 37		9		9	
TOTALS		RPI 1-25		RPI 26-50		W-L RECORDS		RPI 51-100		RPI 101-150		RPI 150+								
25- 6		0- 1		2- 2		OVERALL		5- 1		8- 1		10- 1								
16- 3		0- 1		1- 1		HOME		5- 0		5- 0		5- 1								
8- 2		0- 0		1- 1		AWAY		0- 0		3- 1		4- 0								
1- 1		0- 0		0- 0		NEUTRAL		0- 1		0- 0		1- 0								
12- 3		0- 1		2- 0		NON-CONFERENCE		5- 1		3- 0		2- 1								
9- 2		0- 1		1- 0		HOME		5- 0		2- 0		1- 1								
2- 0		0- 0		1- 0		AWAY		0- 0		1- 0		0- 0								
1- 1		0- 0		0- 0		NEUTRAL		0- 1		0- 0		1- 0								
13- 3		0- 0		0- 2		CONFERENCE		0- 0		5- 1		8- 0								
7- 1		0- 0		0- 1		HOME		0- 0		3- 0		4- 0								
6- 2		0- 0		0- 1		AWAY		0- 0		2- 1		4- 0								
0- 0		0- 0		0- 0		NEUTRAL		0- 0		0- 0		0- 0								
RPI	S	Opponent		Score		RPI	S	Opponent		Score		RPI	S	Opponent		Score				
11	H	UCLA		1	3	26	A	Hawaii		2	3	66	H	Pacific		3	0			
						26	H	Hawaii		1	3	69	N	Illinois St.		0	3			
						27	A	Loyola Marymount		3	2	73	H	Duke		3	2			
						30	H	San Diego		3	2	87	H	Denver		3	0			
												90	H	Alabama		3	1			
												98	H	Oakland		3	1			
														105 A Cal Poly		1	3			
														105 H Cal Poly		3	2			
														126 A UC Davis		3	1			
														126 H UC Davis		3	0			
														135 H Central Ark.		3	0			
														141 A UC Irvine		3	1			
														141 H UC Irvine		3	1			
														142 H Oregon St.		3	0			
														144 A Harvard		3	0			
														190 H St. Mary's (CA)		1	3			
														200 N Rutgers		3	1			
														216 A UC Santa Barbara		3	1			
														216 H UC Santa Barbara		3	0			
														223 A CSUN		3	0			
														223 H CSUN		3	0			
														235 A UC Riverside		3	0			
														235 H UC Riverside		3	0			
														238 H Stony Brook		3	0			
														303 A Cal St. Fullerton		3	0			
														303 H Cal St. Fullerton		3	0			
LAST 10 GAMES																				
						87	H	Denver		3	0	26	H	Hawaii		1	3			
						66	H	Pacific		3	0	303	A	Cal St. Fullerton		3	0			
						235	A	UC Riverside		3	0	126	A	UC Davis		3	1			
						303	H	Cal St. Fullerton		3	0	141	A	UC Irvine		3	1			
						223	A	CSUN		3	0	105	H	Cal Poly		3	2			

**Non-Div. I Games:**

Long Beach St.

Average RPI Win:	104	WON-LOST RECORD	WINNING PCT. RANK	LAST 10 GAMES	STRENGTH OF SCHEDULE	OPP. STRENGTH OF SCHEDULE	TEAM RPI	ADJ RPI	CONF. RPI	ADJ CONF. RPI		
DIV. I ONLY		18- 13	.58065	120	4- 6	39	9	56	.58837	54	1	1
DIV. I NON-CONF.		8- 3	.72727	71	0- 0	52	52	40	.60888	42	1	1
<hr/>												
TOTALS	RPI 1-25	RPI 26-50		W-L RECORDS		RPI 51-100		RPI 101-150		RPI 150+		
18- 13	2- 6	2- 3		OVERALL		6- 3		4- 1		4- 0		
8- 5	1- 2	1- 1		HOME		4- 1		1- 1		1- 0		
6- 8	1- 4	1- 2		AWAY		2- 2		1- 0		1- 0		
4- 0	0- 0	0- 0		NEUTRAL		0- 0		2- 0		2- 0		
8- 3	1- 1	0- 0		NON-CONFERENCE		1- 1		4- 1		2- 0		
1- 2	0- 0	0- 0		HOME		0- 1		1- 1		0- 0		
3- 1	1- 1	0- 0		AWAY		1- 0		1- 0		0- 0		
4- 0	0- 0	0- 0		NEUTRAL		0- 0		2- 0		2- 0		
10- 10	1- 5	2- 3		CONFERENCE		5- 2		0- 0		2- 0		
7- 3	1- 2	1- 1		HOME		4- 0		0- 0		1- 0		
3- 7	0- 3	1- 2		AWAY		1- 2		0- 0		1- 0		
0- 0	0- 0	0- 0		NEUTRAL		0- 0		0- 0		0- 0		
RPI S	Opponent	Score	RPI S	Opponent	Score	RPI S	Opponent	Score	RPI S	Opponent	Score	
2 A	Minnesota	0 3	29 A	Illinois	1 3	55 A	Northwestern	1 3	114 N	Little Rock	3 0	
4 A	Nebraska	1 3	31 A	Michigan	2 3	55 H	Northwestern	3 1	115 N	IUPUI	3 0	
4 H	Nebraska	2 3	31 H	Michigan	3 0	73 A	Duke	3 0	117 H	Miami (OH)	0 3	
5 A	Wisconsin	0 3	35 A	Purdue	3 2	81 H	Virginia Tech	1 3	143 A	New Hampshire	3 0	
10 H	Penn St.	0 3	35 H	Purdue	1 3	91 A	Iowa	3 0	148 H	Butler	3 2	
17 H	Ohio St.	3 0				91 H	Iowa	3 0	168 N	Boston College	3 0	
21 A	Kentucky	2 3				92 A	Indiana	1 3	179 N	Delaware	3 0	
24 A	North Carolina	3 1				92 H	Indiana	3 0	200 A	Rutgers	3 0	
						100 H	Maryland	3 1	200 H	Rutgers	3 0	
<hr/>												
LAST 10 GAMES												
91 H Iowa						3	0	4 H Nebraska	2	3		
35 A Purdue						3	2	5 A Wisconsin	0	3		
200 A Rutgers						3	0	2 A Minnesota	0	3		
55 H Northwestern						3	1	55 A Northwestern	1	3		
92 A Indiana						1	3	29 A Illinois	1	3		

Non-Div. I Games:

Michigan St.

Average RPI Win:	99	WON-LOST	WINNING	LAST 10	STRENGTH OF	OPP. STRENGTH	TEAM	ADJ	CONF.	ADJ CONF.	
Average RPI Loss:	33	RECORD	PCT. RANK	GAMES	SCHEDULE	OF SCHEDULE	RPI	RPI	RPI	RPI	
DIV. I ONLY	14- 17	.45161	198	2- 8	2	13	58	.5874	55	1	1
DIV. I NON-CONF.	8- 3	.72727	71	0- 0	3	74	12	.66515	12	1	1
<hr/>											
TOTALS	RPI 1-25	RPI 26-50		W-L RECORDS		RPI 51-100		RPI 101-150		RPI 150+	
14- 17	1- 7	2- 6		OVERALL		6- 4		2- 0		3- 0	
5- 7	1- 3	1- 3		HOME		2- 1		0- 0		1- 0	
4- 9	0- 4	0- 3		AWAY		2- 2		1- 0		1- 0	
5- 1	0- 0	1- 0		NEUTRAL		2- 1		1- 0		1- 0	
8- 3	0- 1	2- 1		NON-CONFERENCE		2- 1		2- 0		2- 0	
2- 0	0- 0	1- 0		HOME		0- 0		0- 0		1- 0	
1- 2	0- 1	0- 1		AWAY		0- 0		1- 0		0- 0	
5- 1	0- 0	1- 0		NEUTRAL		2- 1		1- 0		1- 0	
6- 14	1- 6	0- 5		CONFERENCE		4- 3		0- 0		1- 0	
3- 7	1- 3	0- 3		HOME		2- 1		0- 0		0- 0	
3- 7	0- 3	0- 2		AWAY		2- 2		0- 0		1- 0	
0- 0	0- 0	0- 0		NEUTRAL		0- 0		0- 0		0- 0	
RPI	S	Opponent	Score	RPI	S	Opponent	Score	RPI	S	Opponent	Score
2	A	Minnesota	0 3	29	A	Illinois	1 3	54	A	Michigan St.	1 3
2	H	Minnesota	1 3	29	H	Illinois	2 3	54	H	Michigan St.	3 1
4	H	Nebraska	0 3	31	H	Michigan	0 3	56	N	Idaho St.	0 3
5	A	Wisconsin	0 3	34	N	Missouri St.	3 2	65	N	A&M-Corpus Christi	3 1
10	A	Penn St.	0 3	35	A	Purdue	0 3	84	N	Furman	3 0
10	H	Penn St.	3 2	35	H	Purdue	1 3	91	A	Iowa	3 0
13	A	Western Ky.	0 3	43	A	Boise St.	0 3	91	H	Iowa	3 1
17	H	Ohio St.	0 3	50	H	Lipscomb	3 1	92	A	Indiana	0 3
								100	A	Maryland	3 0
								100	H	Maryland	0 3
				LAST 10 GAMES							
				100	H	Maryland	0 3	2	H	Minnesota	1 3
				10	A	Penn St.	0 3	29	A	Illinois	1 3
				91	A	Iowa	3 0	29	H	Illinois	2 3
				54	A	Michigan St.	1 3	54	H	Michigan St.	3 1
				35	H	Purdue	1 3	31	H	Michigan	0 3

Non-Div. I Games:

Northwestern

Average RPI Win: 179		WON-LOST RECORD		WINNING PCT. RANK		LAST 10 GAMES		STRENGTH OF SCHEDULE		OPP. STRENGTH OF SCHEDULE		TEAM RPI		ADJ RPI		CONF. RPI		ADJ CONF. RPI	
DIV. I ONLY		23- 10		.69697 64		7- 3		73		118		55		.58561 56		19		18	
DIV. I NON-CONF.		8- 6		.57143 142		0- 0		42		49		62		.58105 60		16		15	
TOTALS		RPI 1-25		RPI 26-50		W-L RECORDS		RPI 51-100		RPI 101-150		RPI 150+							
23- 10		0- 2		1- 5		OVERALL		4- 1		1- 2		17- 0							
8- 1		0- 0		0- 1		HOME		1- 0		0- 0		7- 0							
7- 7		0- 2		1- 3		AWAY		0- 1		1- 1		5- 0							
8- 2		0- 0		0- 1		NEUTRAL		3- 0		0- 1		5- 0							
8- 6		0- 2		1- 2		NON-CONFERENCE		3- 0		0- 2		4- 0							
1- 0		0- 0		0- 0		HOME		0- 0		0- 0		1- 0							
1- 4		0- 2		1- 1		AWAY		0- 0		0- 1		0- 0							
6- 2		0- 0		0- 1		NEUTRAL		3- 0		0- 1		3- 0							
15- 4		0- 0		0- 3		CONFERENCE		1- 1		1- 0		13- 0							
7- 1		0- 0		0- 1		HOME		1- 0		0- 0		6- 0							
6- 3		0- 0		0- 2		AWAY		0- 1		1- 0		5- 0							
2- 0		0- 0		0- 0		NEUTRAL		0- 0		0- 0		2- 0							
RPI S	Opponent	Score		RPI S	Opponent	Score		RPI S	Opponent	Score		RPI S	Opponent	Score					
3 A	Southern California	0	3	33 A	Northern Ariz.	0	3	55 N	Northwestern	3	0	106 N	New Mexico	2	3				
14 A	BYU	2	3	33 A	Northern Ariz.	1	3	65 N	A&M-Corpus Christi	3	0	129 A	Utah	1	3				
				33 H	Northern Ariz.	0	3	76 A	Sacramento St.	0	3	139 A	North Dakota	3	0				
				43 A	Boise St.	3	1	76 H	Sacramento St.	3	1	151 A	Northern Colo.	3	2				
				44 A	Wyoming	1	3	80 N	Pepperdine	3	1	173 H	Idaho	3	0				
				50 N	Lipscomb	1	3					173 N	Idaho	3	1				
												183 A	Southern Utah	3	0				
												183 H	Southern Utah	3	0				
												189 H	Eastern Wash.	3	0				
												189 N	Eastern Wash.	3	2				
												191 N	McNeese St.	3	0				
												198 H	Utah Valley	3	0				
												215 A	Portland St.	3	0				
												215 H	Portland St.	3	2				
												223 N	CSUN	3	0				
												260 H	Montana	3	0				
												261 N	Utah St.	3	0				
												274 A	Weber St.	3	1				
												274 H	Weber St.	3	0				
												304 A	Montana St.	3	0				
				LAST 10 GAMES															
				33 A	Northern Ariz.	0	3	76 A	Sacramento St.	0	3								
				173 N	Idaho	3	1	215 A	Portland St.	3	0								
				189 N	Eastern Wash.	3	2	183 H	Southern Utah	3	0								
				274 A	Weber St.	3	1	33 H	Northern Ariz.	0	3								
				260 H	Montana	3	0	173 H	Idaho	3	0								

Non-Div. I Games:

Idaho St.



Average RPI Win: 155		WON-LOST	WINNING	LAST 10	STRENGTH OF		OPP. STRENGTH	TEAM	ADJ	CONF.	ADJ CONF.
Average RPI Loss: 37		RECORD	PCT. RANK	GAMES	SCHEDULE		OF SCHEDULE	RPI	RPI	RPI	RPI
DIV. I ONLY		23- 8	.74194	45	8- 2		126	56	57	.58472	57
DIV. I NON-CONF.		9- 2	.81818	39	0- 0		196	88	65	.57392	65
TOTALS		RPI 1-25	RPI 26-50		W-L RECORDS		RPI 51-100		RPI 101-150		RPI 150+
23- 8		1- 4	1- 3		OVERALL		4- 1		4- 0		13- 0
11- 2		1- 1	0- 1		HOME		2- 0		2- 0		6- 0
11- 4		0- 2	1- 1		AWAY		2- 1		1- 0		7- 0
1- 2		0- 1	0- 1		NEUTRAL		0- 0		1- 0		0- 0
9- 2		0- 1	0- 1		NON-CONFERENCE		1- 0		3- 0		5- 0
3- 0		0- 0	0- 0		HOME		0- 0		1- 0		2- 0
5- 0		0- 0	0- 0		AWAY		1- 0		1- 0		3- 0
1- 2		0- 1	0- 1		NEUTRAL		0- 0		1- 0		0- 0
14- 6		1- 3	1- 2		CONFERENCE		3- 1		1- 0		8- 0
8- 2		1- 1	0- 1		HOME		2- 0		1- 0		4- 0
6- 4		0- 2	1- 1		AWAY		1- 1		0- 0		4- 0
0- 0		0- 0	0- 0		NEUTRAL		0- 0		0- 0		0- 0
RPI S	Opponent	Score	RPI S	Opponent	Score	RPI S	Opponent	Score	RPI S	Opponent	Score
17 N	Ohio St.	1 3	38 A	Miami (FL)	0 3	59 H	Virginia	3 2	102 N	Rhode Island	3 0
19 A	Louisville	1 3	46 N	Arizona	1 3	70 A	Auburn	3 2	108 H	Georgia Tech	3 2
19 H	Louisville	3 0	47 A	Pittsburgh	3 1	73 A	Duke	3 1	138 A	UConn	3 1
24 H	North Carolina	1 3	47 H	Pittsburgh	1 3	81 A	Virginia Tech	1 3	143 H	New Hampshire	3 1
25 A	Florida St.	0 3				81 H	Virginia Tech	3 2	154 H	North Carolina St.	3 1
									168 A	Boston College	3 0
									168 H	Boston College	3 1
									175 A	Wake Forest	3 0
									178 A	LIU Brooklyn	3 1
									209 A	Clemson	3 1
									209 H	Clemson	3 1
									211 A	Notre Dame	3 2
									211 H	Notre Dame	3 1
									219 A	Georgia	3 0
									233 H	Buffalo	3 0
									264 H	Navy	3 1
									318 A	Hartford	3 0
			LAST 10 GAMES								
			19 H	Louisville	3 0	73 A	Duke	3 1			
			211 H	Notre Dame	3 1	154 H	North Carolina St.	3 1			
			47 A	Pittsburgh	3 1	24 H	North Carolina	1 3			
			81 A	Virginia Tech	1 3	209 H	Clemson	3 1			
			175 A	Wake Forest	3 0	108 H	Georgia Tech	3 2			

Non-Div. I Games:

Syracuse

Average RPI Win: 191		WON-LOST RECORD		WINNING PCT. RANK		LAST 10 GAMES		STRENGTH OF SCHEDULE		OPP. STRENGTH OF SCHEDULE		TEAM RPI		ADJ RPI		CONF. RPI		ADJ CONF. RPI	
DIV. I ONLY		24- 7		.77419 34		8- 2		108		173		54		.58379 58		12		12	
DIV. I NON-CONF.		9- 3		.75 57		0- 0		132		205		79		.56569 79		13		13	
TOTALS		RPI 1-25		RPI 26-50		W-L RECORDS		RPI 51-100		RPI 101-150		RPI 150+							
24- 7		1- 0		0- 0		OVERALL		6- 6		1- 1		16- 0							
9- 2		0- 0		0- 0		HOME		2- 1		0- 1		7- 0							
9- 4		1- 0		0- 0		AWAY		1- 4		1- 0		6- 0							
6- 1		0- 0		0- 0		NEUTRAL		3- 1		0- 0		3- 0							
9- 3		1- 0		0- 0		NON-CONFERENCE		1- 3		0- 0		7- 0							
3- 0		0- 0		0- 0		HOME		0- 0		0- 0		3- 0							
3- 2		1- 0		0- 0		AWAY		0- 2		0- 0		2- 0							
3- 1		0- 0		0- 0		NEUTRAL		1- 1		0- 0		2- 0							
15- 4		0- 0		0- 0		CONFERENCE		5- 3		1- 1		9- 0							
6- 2		0- 0		0- 0		HOME		2- 1		0- 1		4- 0							
6- 2		0- 0		0- 0		AWAY		1- 2		1- 0		4- 0							
3- 0		0- 0		0- 0		NEUTRAL		2- 0		0- 0		1- 0							
RPI S	Opponent	Score		RPI S	Opponent	Score		RPI S	Opponent	Score		RPI S	Opponent	Score					
24 A	North Carolina	3	2					73 A	Duke	0	3	107 A	Hofstra	3	0				
								75 A	James Madison	3	0	107 H	Hofstra	2	3				
								75 H	James Madison	1	3	179 A	Delaware	3	0				
								76 N	Sacramento St.	1	3	179 H	Delaware	3	0				
								79 N	Appalachian St.	3	1	193 A	Campbell	3	0				
								82 A	Towson	0	3	209 A	Clemson	3	0				
								82 H	Towson	3	1	212 H	Stetson	3	0				
								82 N	Towson	3	2	242 H	UMES	3	0				
								83 A	Coastal Caro.	1	3	246 A	William & Mary	3	1				
								86 A	Col. of Charleston	2	3	246 H	William & Mary	3	0				
								86 H	Col. of Charleston	3	2	246 N	William & Mary	3	0				
								86 N	Col. of Charleston	3	0	263 A	Elon	3	0				
												263 H	Elon	3	0				
												270 A	Northeastern	3	2				
												270 H	Northeastern	3	2				
												305 N	Charleston So.	3	0				
												309 H	Presbyterian	3	0				
												319 N	Norfolk St.	3	0				
				LAST 10 GAMES															
				86 N	Col. of Charleston	3	0	263 H	Elon	3	0								
				82 N	Towson	3	2	246 H	William & Mary	3	0								
				246 N	William & Mary	3	0	82 A	Towson	0	3								
				179 A	Delaware	3	0	75 A	James Madison	3	0								
				86 A	Col. of Charleston	2	3	270 A	Northeastern	3	2								

Non-Div. I Games:

UNCW

Average RPI Win:	135	WON-LOST RECORD	WINNING PCT. RANK	LAST 10 GAMES	STRENGTH OF SCHEDULE	OPP. STRENGTH OF SCHEDULE	TEAM RPI	ADJ RPI	CONF. RPI	ADJ CONF. RPI		
DIV. I ONLY		18- 13	.58065	120	4- 6	38	58	62	.58099	59	6	6
DIV. I NON-CONF.		8- 3	.72727	71	0- 0	32	61	28	.62802	26	6	6
<hr/>												
TOTALS	RPI 1-25	RPI 26-50		W-L RECORDS		RPI 51-100		RPI 101-150		RPI 150+		
18- 13	1- 5	2- 2		OVERALL		4- 5		1- 0		10- 1		
10- 3	1- 2	1- 0		HOME		2- 1		1- 0		5- 0		
5- 9	0- 3	1- 2		AWAY		2- 3		0- 0		2- 1		
3- 1	0- 0	0- 0		NEUTRAL		0- 1		0- 0		3- 0		
8- 3	1- 1	1- 0		NON-CONFERENCE		2- 2		0- 0		4- 0		
3- 0	1- 0	0- 0		HOME		1- 0		0- 0		1- 0		
2- 2	0- 1	1- 0		AWAY		1- 1		0- 0		0- 0		
3- 1	0- 0	0- 0		NEUTRAL		0- 1		0- 0		3- 0		
10- 10	0- 4	1- 2		CONFERENCE		2- 3		1- 0		6- 1		
7- 3	0- 2	1- 0		HOME		1- 1		1- 0		4- 0		
3- 7	0- 2	0- 2		AWAY		1- 2		0- 0		2- 1		
0- 0	0- 0	0- 0		NEUTRAL		0- 0		0- 0		0- 0		
RPI S	Opponent	Score	RPI S	Opponent	Score	RPI S	Opponent	Score	RPI S	Opponent	Score	
11 A	UCLA	0 3	27 A	Loyola Marymount	3 1	57 A	Syracuse	2 3	108 H	Georgia Tech	3 0	
19 H	Louisville	0 3	38 A	Miami (FL)	0 3	71 N	Saint Louis	2 3	154 A	North Carolina St.	3 0	
23 H	Iowa St.	3 2	47 A	Pittsburgh	0 3	73 A	Duke	3 1	154 H	North Carolina St.	3 0	
24 A	North Carolina	0 3	47 H	Pittsburgh	3 1	73 H	Duke	0 3	168 A	Boston College	3 0	
24 H	North Carolina	0 3				77 A	American	3 2	174 N	Troy	3 1	
25 A	Florida St.	0 3				79 H	Appalachian St.	3 2	175 A	Wake Forest	2 3	
						81 A	Virginia Tech	2 3	175 H	Wake Forest	3 0	
						81 H	Virginia Tech	3 1	185 H	VCU	3 1	
						90 A	Alabama	1 3	209 H	Clemson	3 1	
									211 H	Notre Dame	3 1	
									244 N	UMBC	3 0	
									246 N	William & Mary	3 0	
<hr/>												
LAST 10 GAMES												
81 A Virginia Tech						209 H Clemson						
47 A Pittsburgh						25 A Florida St.						
24 H North Carolina						38 A Miami (FL)						
154 H North Carolina St.						73 H Duke						
108 H Georgia Tech						175 H Wake Forest						

Non-Div. I Games:

Virginia

Average RPI Win: 144		WON-LOST	WINNING	LAST 10	STRENGTH OF		OPP. STRENGTH	TEAM	ADJ		CONF.	ADJ CONF.			
Average RPI Loss: 65		RECORD	PCT. RANK	GAMES	SCHEDULE		OF SCHEDULE	RPI	RPI		RPI	RPI			
DIV. I ONLY		17- 13	.56667	127	48		52	75	.57713		60	5			
DIV. I NON-CONF.		10- 2	.83333	30	74		116	29	.62175		30	4			
TOTALS		RPI 1-25	RPI 26-50		W-L RECORDS		RPI 51-100		RPI 101-150		RPI 150+				
17- 13		3- 6	0- 0		OVERALL		2- 4		5- 1		7- 2				
9- 6		1- 3	0- 0		HOME		1- 2		3- 0		4- 1				
4- 7		1- 3	0- 0		AWAY		0- 2		2- 1		1- 1				
4- 0		1- 0	0- 0		NEUTRAL		1- 0		0- 0		2- 0				
10- 2		1- 2	0- 0		NON-CONFERENCE		1- 0		2- 0		6- 0				
5- 1		0- 1	0- 0		HOME		0- 0		2- 0		3- 0				
1- 1		0- 1	0- 0		AWAY		0- 0		0- 0		1- 0				
4- 0		1- 0	0- 0		NEUTRAL		1- 0		0- 0		2- 0				
7- 11		2- 4	0- 0		CONFERENCE		1- 4		3- 1		1- 2				
4- 5		1- 2	0- 0		HOME		1- 2		1- 0		1- 1				
3- 6		1- 2	0- 0		AWAY		0- 2		2- 1		0- 1				
0- 0		0- 0	0- 0		NEUTRAL		0- 0		0- 0		0- 0				
RPI S	Opponent	Score		RPI S	Opponent	Score		RPI S	Opponent	Score		RPI S	Opponent	Score	
5 N	Wisconsin	3	2					51 N	Kansas St.	3	2	112 A	Tennessee	1	3
6 A	Texas A&M	3	1					70 A	Auburn	0	3	120 H	Texas-Arlington	3	0
6 H	Texas A&M	1	3					70 H	Auburn	3	2	121 H	Army West Point	3	1
7 A	Florida	0	3					90 H	Alabama	2	3	131 A	Mississippi St.	3	0
7 H	Florida	3	2					95 A	Ole Miss	1	3	132 A	LSU	3	2
8 H	Kansas	1	3					95 H	Ole Miss	2	3	132 H	LSU	3	0
15 A	Creighton	0	3									153 A	South Carolina	1	3
18 H	Missouri	0	3									153 H	South Carolina	2	3
21 A	Kentucky	0	3									188 N	Northern Ky.	3	1
												191 H	McNeese St.	3	0
												219 H	Georgia	3	0
												245 N	Louisiana Tech	3	0
												265 H	Southeast Mo. St.	3	0
												278 H	Northwestern St.	3	0
												289 A	SIUE	3	0
				LAST 10 GAMES											
				6 H	Texas A&M	1	3	132 H	LSU	3	0				
				153 H	South Carolina	2	3	131 A	Mississippi St.	3	0				
				70 A	Auburn	0	3	95 A	Ole Miss	1	3				
				18 H	Missouri	0	3	90 H	Alabama	2	3				
				219 H	Georgia	3	0	70 H	Auburn	3	2				

Non-Div. I Games:

Arkansas

Average RPI Win:		200	WON-LOST RECORD		WINNING PCT. RANK		LAST 10 GAMES		STRENGTH OF SCHEDULE		OPP. STRENGTH OF SCHEDULE		TEAM RPI		ADJ RPI		CONF. RPI		ADJ CONF. RPI	
DIV. I ONLY			28- 5		.84848 16		10- 0		233		122		59		.57703 61		21		21	
DIV. I NON-CONF.			12- 5		.70588 83		1- 0		172		62		89		.55545 89		20		20	
TOTALS		RPI 1-25		RPI 26-50		W-L RECORDS		RPI 51-100		RPI 101-150		RPI 150+								
28- 5		0- 2		1- 2		OVERALL		1- 1		6- 0		20- 0								
13- 1		0- 0		0- 0		HOME		1- 1		3- 0		9- 0								
9- 2		0- 1		0- 1		AWAY		0- 0		2- 0		7- 0								
6- 2		0- 1		1- 1		NEUTRAL		0- 0		1- 0		4- 0								
12- 5		0- 2		1- 2		NON-CONFERENCE		1- 1		1- 0		9- 0								
5- 1		0- 0		0- 0		HOME		1- 1		1- 0		3- 0								
2- 2		0- 1		0- 1		AWAY		0- 0		0- 0		2- 0								
5- 2		0- 1		1- 1		NEUTRAL		0- 0		0- 0		4- 0								
16- 0		0- 0		0- 0		CONFERENCE		0- 0		5- 0		11- 0								
8- 0		0- 0		0- 0		HOME		0- 0		2- 0		6- 0								
7- 0		0- 0		0- 0		AWAY		0- 0		2- 0		5- 0								
1- 0		0- 0		0- 0		NEUTRAL		0- 0		1- 0		0- 0								
RPI	S	Opponent		Score		RPI	S	Opponent		Score		RPI	S	Opponent		Score				
1	N	Texas		1	3	28	N	Wichita St.		3	2	68	H	Oklahoma		2	3			
6	A	Texas A&M		2	3	39	N	Arizona St.		2	3	87	H	Denver		3	2			
						46	A	Arizona		1	3									
								LAST 10 GAMES												
						196	A	UTEP		3	0	276	H	Grand Canyon		3	1			
						130	N	CSU Bakersfield		3	0	130	H	CSU Bakersfield		3	0			
						159	H	UMKC		3	0	307	A	Chicago St.		3	0			
						198	A	Utah Valley		3	0	307	H	Chicago St.		3	0			
						150	A	Seattle		3	2	159	A	UMKC		3	1			
						150	H	Seattle		3	2	159	H	UMKC		3	0			
						196	A	UTEP		3	0	196	H	UMKC		3	1			
						196	H	UTEP		3	0	196	A	UTEP		3	0			
						198	A	Utah Valley		3	0	198	A	Utah Valley		3	0			
						198	H	Utah Valley		3	1	198	H	Utah Valley		3	1			
						203	H	Robert Morris		3	0	203	H	Robert Morris		3	0			
						205	A	Air Force		3	1	205	A	Air Force		3	1			
						227	N	Abilene Christian		3	0	227	N	Abilene Christian		3	0			
						248	A	UTRGV		3	0	248	A	UTRGV		3	0			
						248	H	UTRGV		3	0	248	H	UTRGV		3	0			
						252	H	Brown		3	0	252	H	Brown		3	0			
						260	N	Montana		3	0	260	N	Montana		3	0			
						270	N	Northeastern		3	0	270	N	Northeastern		3	0			
						276	A	Grand Canyon		3	1	276	A	Grand Canyon		3	1			
						276	H	Grand Canyon		3	1	276	H	Grand Canyon		3	1			
						307	A	Chicago St.		3	0	307	A	Chicago St.		3	0			
						307	H	Chicago St.		3	0	307	H	Chicago St.		3	0			
						331	N	Savannah St.		3	0	331	N	Savannah St.		3	0			

**Non-Div. I Games:**

New Mexico St.

Average RPI Win: 158		WON-LOST RECORD		WINNING PCT. RANK		LAST 10 GAMES		STRENGTH OF SCHEDULE		OPP. STRENGTH OF SCHEDULE		TEAM RPI		ADJ RPI		CONF. RPI		ADJ CONF. RPI			
DIV. I ONLY		18- 12		.6 108		8- 2		49		75		64		.57591 62		8		8			
DIV. I NON-CONF.		4- 7		.36364 239		0- 0		31		51		120		.53294 120		7		7			
TOTALS		RPI 1-25		RPI 26-50		W-L RECORDS		RPI 51-100		RPI 101-150		RPI 150+									
18- 12		0- 5		3- 3		OVERALL		1- 2		6- 1		8- 1									
10- 3		0- 3		2- 0		HOME		0- 0		3- 0		5- 0									
7- 6		0- 2		1- 1		AWAY		0- 2		3- 0		3- 1									
1- 3		0- 0		0- 2		NEUTRAL		1- 0		0- 1		0- 0									
4- 7		0- 3		0- 1		NON-CONFERENCE		1- 2		0- 1		3- 0									
2- 2		0- 2		0- 0		HOME		0- 0		0- 0		2- 0									
1- 3		0- 1		0- 0		AWAY		0- 2		0- 0		1- 0									
1- 2		0- 0		0- 1		NEUTRAL		1- 0		0- 1		0- 0									
14- 5		0- 2		3- 2		CONFERENCE		0- 0		6- 0		5- 1									
8- 1		0- 1		2- 0		HOME		0- 0		3- 0		3- 0									
6- 3		0- 1		1- 1		AWAY		0- 0		3- 0		2- 1									
0- 1		0- 0		0- 1		NEUTRAL		0- 0		0- 0		0- 0									
RPI	S	Opponent		Score		RPI	S	Opponent		Score		RPI	S	Opponent		Score					
15	A	Creighton		0 3		31	N	Michigan		1 3		52	A	Ohio		2 3		125	A	St. John's (NY)	3 1
15	H	Creighton		1 3		36	A	Marquette		3 0		83	N	Coastal Caro.		3 2		125	H	St. John's (NY)	3 2
21	H	Kentucky		1 3		36	H	Marquette		3 1		85	A	Cincinnati		1 3		132	N	LSU	1 3
22	H	Dayton		2 3		41	A	Villanova		1 3								137	A	Seton Hall	3 2
25	A	Florida St.		0 3		41	H	Villanova		3 2								137	H	Seton Hall	3 0
						41	N	Villanova		0 3								148	A	Butler	3 0
																		148	H	Butler	3 0
																		188	H	Northern Ky.	3 0
																		195	H	Eastern Mich.	3 1
																		210	A	DePaul	1 3
																		210	H	DePaul	3 1
																		222	A	Georgetown	3 1
																		222	H	Georgetown	3 1
																		257	A	Providence	3 2
																		257	H	Providence	3 0
																		284	A	Florida A&M	3 1
LAST 10 GAMES																					
						41	N	Villanova		0 3		41	H	Villanova		3 2					
						36	H	Marquette		3 1		137	H	Seton Hall		3 0					
						210	H	DePaul		3 1		257	A	Providence		3 2					
						222	A	Georgetown		3 1		125	A	St. John's (NY)		3 1					
						15	A	Creighton		0 3		148	H	Butler		3 0					

Non-Div. I Games:

Xavier

U  
T  
S  
A

UTSA

Average RPI Win:		140	WON-LOST RECORD		WINNING PCT. RANK		LAST 10 GAMES		STRENGTH OF SCHEDULE		OPP. STRENGTH OF SCHEDULE		TEAM RPI		ADJ RPI		CONF. RPI		ADJ CONF. RPI								
DIV. I ONLY			19- 13		.59375 111		6- 4		84		14		78		.57371 64		3		3								
DIV. I NON-CONF.			8- 4		.66667 99		0- 0		184		50		104		.54542 100		2		2								
TOTALS		RPI 1-25		RPI 26-50				W-L RECORDS		RPI 51-100				RPI 101-150				RPI 150+									
19- 13		2- 7		4- 4				OVERALL		1- 1				4- 1				8- 0									
13- 4		2- 2		2- 2				HOME		1- 0				3- 0				5- 0									
4- 8		0- 5		2- 1				AWAY		0- 1				1- 1				1- 0									
2- 1		0- 0		0- 1				NEUTRAL		0- 0				0- 0				2- 0									
8- 4		1- 1		0- 2				NON-CONFERENCE		1- 1				0- 0				6- 0									
6- 1		1- 0		0- 1				HOME		1- 0				0- 0				4- 0									
0- 2		0- 1		0- 0				AWAY		0- 1				0- 0				0- 0									
2- 1		0- 0		0- 1				NEUTRAL		0- 0				0- 0				2- 0									
11- 9		1- 6		4- 2				CONFERENCE		0- 0				4- 1				2- 0									
7- 3		1- 2		2- 1				HOME		0- 0				3- 0				1- 0									
4- 6		0- 4		2- 1				AWAY		0- 0				1- 1				1- 0									
0- 0		0- 0		0- 0				NEUTRAL		0- 0				0- 0				0- 0									
RPI	S	Opponent		Score		RPI	S	Opponent		Score		RPI	S	Opponent		Score		RPI	S	Opponent		Score					
3	A	Southern California		1	3	29	N	Illinois		0	3	68	H	Oklahoma		3	2	109	H	Washington St.		3	2				
3	H	Southern California		2	3	30	H	San Diego		1	3	74	A	Rice		1	3	129	A	Utah		1	3				
9	A	Washington		0	3	39	A	Arizona St.		1	3							129	H	Utah		3	1				
10	A	Penn St.		0	3	39	H	Arizona St.		3	2							142	A	Oregon St.		3	0				
11	A	UCLA		0	3	46	A	Arizona		3	1							142	H	Oregon St.		3	2				
11	H	UCLA		0	3	46	H	Arizona		3	0							176	A	California		3	0				
12	A	Stanford		1	3	48	A	Oregon		3	2							176	H	California		3	1				
12	H	Stanford		3	1	48	H	Oregon		2	3							197	N	Sam Houston St.		3	0				
25	H	Florida St.		3	2													205	H	Air Force		3	0				
																		225	H	George Mason		3	1				
																		274	H	Weber St.		3	0				
																		292	N	La.-Lafayette		3	0				
																		304	H	Montana St.		3	1				
						LAST 10 GAMES																					
						129 H Utah						3	1	39 H Arizona St.						3	2						
						109 H Washington St.						3	2	3 A Southern California						1	3						
						176 A California						3	0	11 A UCLA						0	3						
						12 A Stanford						1	3	48 H Oregon						2	3						
						46 H Arizona						3	0	142 H Oregon St.						3	2						

Non-Div. I Games:

Colorado



Average RPI Win: 227		WON-LOST RECORD		WINNING PCT. RANK		LAST 10 GAMES		STRENGTH OF SCHEDULE		OPP. STRENGTH OF SCHEDULE		TEAM RPI		ADJ RPI		CONF. RPI		ADJ CONF. RPI	
DIV. I ONLY		31- 4		.88571 11		10- 0		235		259		61		.57346 65		24		24	
DIV. I NON-CONF.		12- 4		.75 57		0- 0		216		272		118		.53423 118		24		24	
TOTALS		RPI 1-25		RPI 26-50		W-L RECORDS		RPI 51-100		RPI 101-150		RPI 150+							
31- 4		0- 0		0- 1		OVERALL		1- 2		3- 0		27- 1							
14- 0		0- 0		0- 0		HOME		1- 0		1- 0		12- 0							
11- 1		0- 0		0- 1		AWAY		0- 0		2- 0		9- 0							
6- 3		0- 0		0- 0		NEUTRAL		0- 2		0- 0		6- 1							
12- 4		0- 0		0- 1		NON-CONFERENCE		1- 2		1- 0		10- 1							
6- 0		0- 0		0- 0		HOME		1- 0		0- 0		5- 0							
3- 1		0- 0		0- 1		AWAY		0- 0		1- 0		2- 0							
3- 3		0- 0		0- 0		NEUTRAL		0- 2		0- 0		3- 1							
19- 0		0- 0		0- 0		CONFERENCE		0- 0		2- 0		17- 0							
8- 0		0- 0		0- 0		HOME		0- 0		1- 0		7- 0							
8- 0		0- 0		0- 0		AWAY		0- 0		1- 0		7- 0							
3- 0		0- 0		0- 0		NEUTRAL		0- 0		0- 0		3- 0							
RPI S	Opponent	Score		RPI S	Opponent	Score		RPI S	Opponent	Score		RPI S	Opponent	Score					
				43 A	Boise St.	0	3	55 N	Northwestern	1	3	120 A	Texas-Arlington	3	2				
								56 N	Idaho St.	0	3	135 A	Central Ark.	3	0				
								74 H	Rice	3	1	135 H	Central Ark.	3	0				
												171 A	Stephen F. Austin	3	2				
												181 A	Houston Baptist	3	0				
												181 H	Houston Baptist	3	1				
												181 N	Houston Baptist	3	1				
												191 A	McNeese St.	3	1				
												191 N	McNeese St.	3	0				
												193 N	Campbell	3	0				
												197 A	Sam Houston St.	3	2				
												197 H	Sam Houston St.	3	0				
												220 A	Lamar	3	1				
												220 H	Lamar	3	0				
												227 H	Abilene Christian	3	1				
												245 N	Louisiana Tech	2	3				
												248 A	UTRGV	3	1				
												248 H	UTRGV	3	0				
												248 H	UTRGV	3	0				
												250 H	Southeastern La.	3	0				
												250 N	Southeastern La.	3	0				
												251 H	New Orleans	3	0				
												278 A	Northwestern St.	3	0				
												281 H	Incarnate Word	3	0				
												287 A	Nicholls St.	3	0				
												293 N	Alabama St.	3	2				
												301 H	Texas Southern	3	0				
LAST 10 GAMES																			
				181 N	Houston Baptist	3	1	135 H	Central Ark.	3	0	278 A	Northwestern St.	3	0				
				191 N	McNeese St.	3	0	181 H	Houston Baptist	3	1	281 H	Incarnate Word	3	0				
				250 N	Southeastern La.	3	0	197 H	Sam Houston St.	3	0	287 A	Nicholls St.	3	0				
				220 A	Lamar	3	1	220 H	Lamar	3	0	293 N	Alabama St.	3	2				
				197 A	Sam Houston St.	3	2	191 A	McNeese St.	3	1	301 H	Texas Southern	3	0				

Non-Div. I Games:

A&amp;M-Corpus Christi

RPI	S	Opponent	Score	
301	H	Texas Southern	3	0
321	A	Prairie View	3	0
321	H	Prairie View	3	0
332	N	Grambling	3	0

A&M-Corpus Christi  
r  
i  
s  
t  
i

A  
&  
M  
-  
C  
o  
r  
p  
u  
s  
C  
h  
r  
i  
s  
t  
i

[illegible]

**Non-Div. I Games:**

Pacific

[illegible]

**Non-Div. I Games:**

Cleveland St.

Average RPI Win:	116	WON-LOST RECORD	WINNING PCT. RANK	LAST 10 GAMES	STRENGTH OF SCHEDULE	OPP. STRENGTH OF SCHEDULE	TEAM RPI	ADJ RPI	CONF. RPI	ADJ CONF. RPI			
Average RPI Loss:	38												
DIV. I ONLY	12- 16	.42857	208	5- 5	3	23	65	.57309	68	2	2		
DIV. I NON-CONF.	6- 6	.5	162	0- 0	10	33	45	.5963	46	3	3		
<hr/>													
TOTALS	RPI 1-25	RPI 26-50		W-L RECORDS	RPI 51-100		RPI 101-150		RPI 150+				
12- 16	0- 9	3- 2		OVERALL	3- 4		2- 0		4- 1				
8- 7	0- 5	2- 0		HOME	1- 2		2- 0		3- 0				
3- 7	0- 3	1- 1		AWAY	1- 2		0- 0		1- 1				
1- 2	0- 1	0- 1		NEUTRAL	1- 0		0- 0		0- 0				
6- 6	0- 3	0- 1		NON-CONFERENCE	3- 2		2- 0		1- 0				
3- 3	0- 2	0- 0		HOME	1- 1		2- 0		0- 0				
2- 1	0- 0	0- 0		AWAY	1- 1		0- 0		1- 0				
1- 2	0- 1	0- 1		NEUTRAL	1- 0		0- 0		0- 0				
6- 10	0- 6	3- 1		CONFERENCE	0- 2		0- 0		3- 1				
5- 4	0- 3	2- 0		HOME	0- 1		0- 0		3- 0				
1- 6	0- 3	1- 1		AWAY	0- 1		0- 0		0- 1				
0- 0	0- 0	0- 0		NEUTRAL	0- 0		0- 0		0- 0				
RPI S	Opponent	Score	RPI S	Opponent	Score	RPI S	Opponent	Score	RPI S	Opponent	Score		
1 A	Texas	1 3	30 N	San Diego	2 3	51 A	Kansas St.	2 3	114 H	Little Rock	3 0		
1 H	Texas	0 3	42 A	Baylor	3 0	51 H	Kansas St.	0 3	135 H	Central Ark.	3 0		
3 H	Southern California	1 3	42 H	Baylor	3 1	61 A	New Mexico St.	3 2	167 A	Texas Tech	2 3		
8 A	Kansas	0 3	49 A	TCU	2 3	64 A	Colorado	2 3	167 H	Texas Tech	3 0		
8 H	Kansas	1 3	49 H	TCU	3 0	87 N	Denver	3 1	196 A	UTEP	3 0		
9 H	Washington	1 3				88 H	North Texas	2 3	201 H	West Virginia	3 0		
23 A	Iowa St.	1 3				100 H	Maryland	3 1	201 H	West Virginia	3 0		
23 H	Iowa St.	1 3											
25 N	Florida St.	1 3											
<hr/>													
LAST 10 GAMES													
1 H Texas						0 3	51 A Kansas St.						2 3
201 H West Virginia						3 0	8 H Kansas						1 3
201 H West Virginia						3 0	23 A Iowa St.						1 3
49 H TCU						3 0	167 H Texas Tech						3 0
42 A Baylor						3 0	8 A Kansas						0 3

Non-Div. I Games:

Oklahoma

Average RPI Win: 177		WON-LOST	WINNING	LAST 10	STRENGTH OF		OPP. STRENGTH	TEAM	ADJ	CONF.	ADJ CONF.
Average RPI Loss: 44		RECORD	PCT. RANK	GAMES	SCHEDULE		OF SCHEDULE	RPI	RPI	RPI	RPI
DIV. I ONLY		22- 10	.6875	67	106		83	69	.57287	69	7
DIV. I NON-CONF.		10- 3	.76923	48	139		99	63	.57645	63	8
TOTALS		RPI 1-25	RPI 26-50		W-L RECORDS		RPI 51-100		RPI 101-150		RPI 150+
22- 10	0- 1	3- 7		OVERALL		1- 1		6- 1		12- 0	
11- 1	0- 0	3- 1		HOME		0- 0		3- 0		5- 0	
6- 7	0- 1	0- 5		AWAY		0- 0		2- 1		4- 0	
5- 2	0- 0	0- 1		NEUTRAL		1- 1		1- 0		3- 0	
10- 3	0- 1	0- 1		NON-CONFERENCE		1- 1		3- 0		6- 0	
3- 0	0- 0	0- 0		HOME		0- 0		1- 0		2- 0	
2- 2	0- 1	0- 1		AWAY		0- 0		1- 0		1- 0	
5- 1	0- 0	0- 0		NEUTRAL		1- 1		1- 0		3- 0	
12- 7	0- 0	3- 6		CONFERENCE		0- 0		3- 1		6- 0	
8- 1	0- 0	3- 1		HOME		0- 0		2- 0		3- 0	
4- 5	0- 0	0- 4		AWAY		0- 0		1- 1		3- 0	
0- 1	0- 0	0- 1		NEUTRAL		0- 0		0- 0		0- 0	
RPI S	Opponent	Score		RPI S	Opponent	Score		RPI S	Opponent	Score	
22 A	Dayton	1	3	28 A	Wichita St.	1	3	51 N	Kansas St.	2	3
				28 H	Wichita St.	2	3	53 N	Long Beach St.	3	0
				34 A	Missouri St.	0	3				
				34 H	Missouri St.	3	0				
				38 A	Miami (FL)	0	3				
				40 A	Southern Ill.	0	3				
				40 H	Southern Ill.	3	2				
				45 A	UNI	1	3				
				45 H	UNI	3	0				
				45 N	UNI	1	3				
				LAST 10 GAMES							
				45 N	UNI	1	3	275 H	Bradley	3	1
				149 H	Indiana St.	3	1	206 A	Drake	3	1
				262 A	Evansville	3	0	45 A	UNI	1	3
				40 A	Southern Ill.	0	3	34 H	Missouri St.	3	0
				113 H	Loyola Chicago	3	1	28 H	Wichita St.	2	3

Non-Div. I Games:

Illinois St.



[illegible]

**Non-Div. I Games:**

Saint Louis



Average RPI Win:	170	WON-LOST RECORD	WINNING PCT. RANK	LAST 10 GAMES	STRENGTH OF SCHEDULE	OPP. STRENGTH OF SCHEDULE	TEAM RPI	ADJ RPI	CONF. RPI	ADJ CONF. RPI		
DIV. I ONLY		24- 8	.75 44	8- 2	156	105	68	.5701 72	9	9		
DIV. I NON-CONF.		9- 3	.75 57	0- 0	239	138	109	.53911 110	11	11		
<hr/>												
TOTALS	RPI 1-25	RPI 26-50		W-L RECORDS	RPI 51-100		RPI 101-150		RPI 150+			
24- 8	0- 0	1- 3		OVERALL	1- 1		10- 3		12- 1			
15- 3	0- 0	1- 2		HOME	1- 0		5- 1		8- 0			
6- 5	0- 0	0- 1		AWAY	0- 1		4- 2		2- 1			
3- 0	0- 0	0- 0		NEUTRAL	0- 0		1- 0		2- 0			
9- 3	0- 0	0- 2		NON-CONFERENCE	0- 0		2- 1		7- 0			
6- 2	0- 0	0- 2		HOME	0- 0		1- 0		5- 0			
0- 1	0- 0	0- 0		AWAY	0- 0		0- 1		0- 0			
3- 0	0- 0	0- 0		NEUTRAL	0- 0		1- 0		2- 0			
15- 5	0- 0	1- 1		CONFERENCE	1- 1		8- 2		5- 1			
9- 1	0- 0	1- 0		HOME	1- 0		4- 1		3- 0			
6- 4	0- 0	0- 1		AWAY	0- 1		4- 1		2- 1			
0- 0	0- 0	0- 0		NEUTRAL	0- 0		0- 0		0- 0			
<hr/>												
RPI S	Opponent	Score	RPI S	Opponent	Score	RPI S	Opponent	Score	RPI S	Opponent	Score	
			32 A	SMU	0 3		85 A	Cincinnati	1 3	107 N	Hofstra	3 1
			32 H	SMU	3 2		85 H	Cincinnati	3 1	110 A	Tulsa	3 1
			41 H	Villanova	1 3					110 H	Tulsa	3 0
			48 H	Oregon	0 3					122 A	UCF	3 0
										122 H	UCF	3 0
										125 H	St. John's (NY)	3 0
										127 A	Memphis	3 1
										127 H	Memphis	3 0
										137 A	Seton Hall	0 3
										138 A	UConn	2 3
										138 H	UConn	3 1
										147 A	Houston	3 0
										147 H	Houston	2 3
										152 A	South Fla.	3 0
										152 H	South Fla.	3 0
										177 H	Duquesne	3 2
										194 H	Penn	3 0
										211 N	Notre Dame	3 1
										237 A	Tulane	1 3
										237 H	Tulane	3 1
										254 A	East Carolina	3 0
										254 H	East Carolina	3 1
										260 H	Montana	3 0
										264 H	Navy	3 0
										267 H	Binghamton	3 0
										299 N	La Salle	3 0
			LAST 10 GAMES									
			254 A	East Carolina	3 0		122 H	UCF	3 0	260 H	Montana	3 0
			32 H	SMU	3 2		147 A	Houston	3 0	264 H	Navy	3 0
			110 H	Tulsa	3 0		237 A	Tulane	1 3	267 H	Binghamton	3 0
			138 H	UConn	3 1		127 A	Memphis	3 1	299 N	La Salle	3 0
			152 H	South Fla.	3 0		85 A	Cincinnati	1 3			

Non-Div. I Games:

Temple



Average RPI Win: 159		WON-LOST RECORD		WINNING PCT. RANK		LAST 10 GAMES		STRENGTH OF SCHEDULE		OPP. STRENGTH OF SCHEDULE		TEAM RPI		ADJ RPI		CONF. RPI		ADJ CONF. RPI	
DIV. I ONLY		21- 10		.67742 72		7- 3		101		99		77		.56892 74		11		11	
DIV. I NON-CONF.		10- 4		.71429 79		0- 0		78		111		51		.58712 53		12		12	
TOTALS		RPI 1-25		RPI 26-50		W-L RECORDS		RPI 51-100		RPI 101-150		RPI 150+							
21- 10		1- 1		0- 1		OVERALL		3- 4		5- 1		12- 3							
10- 2		1- 0		0- 0		HOME		3- 1		1- 0		5- 1							
6- 6		0- 1		0- 1		AWAY		0- 3		0- 0		6- 1							
5- 2		0- 0		0- 0		NEUTRAL		0- 0		4- 1		1- 1							
10- 4		0- 1		0- 1		NON-CONFERENCE		1- 1		4- 0		5- 1							
4- 0		0- 0		0- 0		HOME		1- 0		0- 0		3- 0							
1- 3		0- 1		0- 1		AWAY		0- 1		0- 0		1- 0							
5- 1		0- 0		0- 0		NEUTRAL		0- 0		4- 0		1- 1							
11- 6		1- 0		0- 0		CONFERENCE		2- 3		1- 1		7- 2							
6- 2		1- 0		0- 0		HOME		2- 1		1- 0		2- 1							
5- 3		0- 0		0- 0		AWAY		0- 2		0- 0		5- 1							
0- 1		0- 0		0- 0		NEUTRAL		0- 0		0- 1		0- 0							
RPI S	Opponent		Score		RPI S	Opponent		Score		RPI S	Opponent		Score		RPI S	Opponent		Score	
1 A	Texas		0	3	42 A	Baylor		1	3	63 A	UTSA		1	3	102 N	Rhode Island		3	1
13 H	Western Ky.		3	2						63 H	UTSA		2	3	111 H	Southern Miss.		3	0
										64 H	Colorado		3	1	111 N	Southern Miss.		1	3
										65 A	A&M-Corpus Christi		1	3	119 N	UNCG		3	0
										88 A	North Texas		2	3	132 N	LSU		3	2
										88 H	North Texas		3	2	141 N	UC Irvine		3	1
										93 H	Fla. Atlantic		3	0	155 H	FIU		3	0
															158 A	Marshall		3	0
															165 A	Yale		3	2
															171 N	Stephen F. Austin		3	0
															196 A	UTEP		3	0
															196 H	UTEP		3	2
															197 H	Sam Houston St.		3	2
															208 A	Charlotte		3	2
															216 N	UC Santa Barbara		1	3
															220 H	Lamar		3	1
															234 A	Middle Tenn.		3	0
															234 H	Middle Tenn.		2	3
															245 A	Louisiana Tech		2	3
															291 A	UAB		3	0
															292 H	La.-Lafayette		3	0
				LAST 10 GAMES															
					111 N	Southern Miss.		1	3	13 H	Western Ky.		3	2					
					291 A	UAB		3	0	111 H	Southern Miss.		3	0					
					196 H	UTEP		3	2	245 A	Louisiana Tech		2	3					
					158 A	Marshall		3	0	234 A	Middle Tenn.		3	0					
					63 A	UTSA		1	3	88 H	North Texas		3	2					

Non-Div. I Games:

Rice

Average RPI Win:	198	WON-LOST RECORD	WINNING PCT. RANK	LAST 10 GAMES		STRENGTH OF SCHEDULE	OPP. STRENGTH OF SCHEDULE	TEAM RPI	ADJ RPI	CONF. RPI	ADJ CONF. RPI				
DIV. I ONLY		22- 8	.73333	47	5- 5	120	188	74	.56875	75	12	12			
DIV. I NON-CONF.		10- 3	.76923	48	0- 0	126	246	72	.5698	71	13	13			
<hr/>															
TOTALS	RPI 1-25		RPI 26-50		W-L RECORDS		RPI 51-100		RPI 101-150		RPI 150+				
22- 8	0- 1		1- 1		OVERALL		3- 4		2- 1		16- 1				
12- 4	0- 1		1- 0		HOME		1- 3		1- 0		9- 0				
6- 4	0- 0		0- 1		AWAY		2- 1		1- 1		3- 1				
4- 0	0- 0		0- 0		NEUTRAL		0- 0		0- 0		4- 0				
10- 3	0- 1		1- 1		NON-CONFERENCE		0- 0		0- 1		9- 0				
6- 1	0- 1		1- 0		HOME		0- 0		0- 0		5- 0				
0- 2	0- 0		0- 1		AWAY		0- 0		0- 1		0- 0				
4- 0	0- 0		0- 0		NEUTRAL		0- 0		0- 0		4- 0				
12- 5	0- 0		0- 0		CONFERENCE		3- 4		2- 0		7- 1				
6- 3	0- 0		0- 0		HOME		1- 3		1- 0		4- 0				
6- 2	0- 0		0- 0		AWAY		2- 1		1- 0		3- 1				
0- 0	0- 0		0- 0		NEUTRAL		0- 0		0- 0		0- 0				
RPI	S	Opponent	Score	RPI	S	Opponent	Score	RPI	S	Opponent	Score	RPI	S	Opponent	Score
7	H	Florida	0 3	33	H	Northern Ariz.	3 2	58	A	UNCW	3 1	107	A	Hofstra	3 1
				41	A	Villanova	1 3	58	H	UNCW	0 3	107	H	Hofstra	3 2
								82	A	Towson	0 3	138	A	UConn	0 3
								82	H	Towson	3 2	156	H	Lehigh	3 0
								86	A	Col. of Charleston	3 2	179	A	Delaware	3 0
								86	H	Col. of Charleston	2 3	179	H	Delaware	3 0
								86	H	Col. of Charleston	0 3	207	N	Siena	3 0
												221	N	Bryant	3 0
												222	H	Georgetown	3 1
												228	N	Howard	3 0
												244	N	UMBC	3 2
												246	A	William & Mary	3 2
												246	H	William & Mary	3 0
												263	A	Elon	3 0
												263	H	Elon	3 1
												270	A	Northeastern	2 3
												270	H	Northeastern	3 1
												314	H	St. Francis Brooklyn	3 0
												319	H	Norfolk St.	3 0
												328	H	N.C. Central	3 0
				LAST 10 GAMES											
				86	H	Col. of Charleston	2 3	58	H	UNCW	0 3				
				82	A	Towson	0 3	179	H	Delaware	3 0				
				107	A	Hofstra	3 1	263	H	Elon	3 1				
				270	A	Northeastern	2 3	246	H	William & Mary	3 0				
				86	H	Col. of Charleston	0 3	58	A	UNCW	3 1				

**Non-Div. I Games:**

James Madison

Average RPI Win: 191		WON-LOST	WINNING	LAST 10	STRENGTH OF		OPP. STRENGTH	TEAM	ADJ		CONF.	ADJ CONF.
Average RPI Loss: 89		RECORD	PCT. RANK	GAMES	SCHEDULE		OF SCHEDULE	RPI	RPI		RPI	RPI
DIV. I ONLY		26- 7	.78788	30	195		139	76	.56803		19	18
DIV. I NON-CONF.		13- 2	.86667	25	238		148	75	.56774		16	15
TOTALS		RPI 1-25	RPI 26-50		W-L RECORDS		RPI 51-100		RPI 101-150		RPI 150+	
26- 7	0- 0		1- 3		OVERALL		3- 1		3- 1		19- 2	
11- 1	0- 0		1- 1		HOME		2- 0		1- 0		7- 0	
8- 5	0- 0		0- 2		AWAY		0- 1		2- 0		6- 2	
7- 1	0- 0		0- 0		NEUTRAL		1- 0		0- 1		6- 0	
13- 2	0- 0		0- 1		NON-CONFERENCE		2- 0		2- 1		9- 0	
3- 1	0- 0		0- 1		HOME		1- 0		1- 0		1- 0	
4- 0	0- 0		0- 0		AWAY		0- 0		1- 0		3- 0	
6- 1	0- 0		0- 0		NEUTRAL		1- 0		0- 1		5- 0	
13- 5	0- 0		1- 2		CONFERENCE		1- 1		1- 0		10- 2	
8- 0	0- 0		1- 0		HOME		1- 0		0- 0		6- 0	
4- 5	0- 0		0- 2		AWAY		0- 1		1- 0		3- 2	
1- 0	0- 0		0- 0		NEUTRAL		0- 0		0- 0		1- 0	
RPI S	Opponent	Score	RPI S	Opponent	Score	RPI S	Opponent	Score	RPI S	Opponent	Score	
			33 A	Northern Ariz.	1 3	56 A	Idaho St.	1 3	105 N	Cal Poly	1 3	
			33 A	Northern Ariz.	0 3	56 H	Idaho St.	3 0	126 A	UC Davis	3 0	
			33 H	Northern Ariz.	3 1	58 N	UNCW	3 1	130 H	CSU Bakersfield	3 1	
			37 H	Santa Clara	1 3	97 H	Kent St.	3 1	139 A	North Dakota	3 1	
									151 H	Northern Colo.	3 1	
									151 N	Northern Colo.	3 1	
									173 A	Idaho	2 3	
									183 A	Southern Utah	3 0	
									183 H	Southern Utah	3 2	
									185 H	Nevada	3 1	
									189 A	Eastern Wash.	1 3	
									193 A	Campbell	3 1	
									200 N	Rutgers	3 0	
									204 A	Fresno St.	3 1	
									215 A	Portland St.	3 0	
									215 H	Portland St.	3 0	
									230 A	San Jose St.	3 1	
									235 N	UC Riverside	3 1	
									259 N	Central Mich.	3 1	
									260 H	Montana	3 0	
									274 A	Weber St.	3 0	
									274 H	Weber St.	3 1	
									303 N	Cal St. Fullerton	3 0	
									304 H	Montana St.	3 0	
									319 N	Norfolk St.	3 0	
LAST 10 GAMES												
			33 A	Northern Ariz.	0 3		274 H	Weber St.	3 1			
			151 N	Northern Colo.	3 1		215 A	Portland St.	3 0			
			183 A	Southern Utah	3 0		139 A	North Dakota	3 1			
			33 A	Northern Ariz.	1 3		260 H	Montana	3 0			
			56 H	Idaho St.	3 0		304 H	Montana St.	3 0			

Non-Div. I Games:

Sacramento St.



American

Average RPI Win:	205	WON-LOST RECORD	WINNING PCT. RANK	LAST 10 GAMES	STRENGTH OF SCHEDULE	OPP. STRENGTH OF SCHEDULE	TEAM RPI	ADJ RPI	CONF. RPI	ADJ CONF. RPI					
DIV. I ONLY		26- 6	.8125	22	8- 2	196	216	72	.5674	78	18	19			
DIV. I NON-CONF.		11- 2	.84615	28	0- 0	268	235	105	.54244	105	22	22			
<hr/>															
TOTALS	RPI 1-25	RPI 26-50		W-L RECORDS		RPI 51-100		RPI 101-150		RPI 150+					
26- 6	0- 0	0- 0		OVERALL		2- 2		6- 4		18- 0					
14- 1	0- 0	0- 0		HOME		1- 0		3- 1		10- 0					
7- 4	0- 0	0- 0		AWAY		1- 1		2- 3		4- 0					
5- 1	0- 0	0- 0		NEUTRAL		0- 1		1- 0		4- 0					
<hr/>															
11- 2	0- 0	0- 0		NON-CONFERENCE		1- 0		1- 2		9- 0					
5- 1	0- 0	0- 0		HOME		0- 0		0- 1		5- 0					
2- 1	0- 0	0- 0		AWAY		1- 0		1- 1		0- 0					
4- 0	0- 0	0- 0		NEUTRAL		0- 0		0- 0		4- 0					
<hr/>															
15- 4	0- 0	0- 0		CONFERENCE		1- 2		5- 2		9- 0					
9- 0	0- 0	0- 0		HOME		1- 0		3- 0		5- 0					
5- 3	0- 0	0- 0		AWAY		0- 1		1- 2		4- 0					
1- 1	0- 0	0- 0		NEUTRAL		0- 1		1- 0		0- 0					
<hr/>															
RPI	S	Opponent	Score	RPI	S	Opponent	Score	RPI	S	Opponent	Score				
				81 A Virginia Tech				3	2	101 A Kennesaw St.				3	0
				84 A Furman				2	3	119 A UNCG				2	3
				84 H Furman				3	1	119 H UNCG				3	1
				84 N Furman				0	3	123 H Valparaiso				2	3
								128 A ETSU				3	2		
								128 H ETSU				3	1		
								128 N ETSU				3	1		
								131 A Mississippi St.				1	3		
								136 A Samford				1	3		
								136 H Samford				3	0		
								166 N Liberty				3	0		
								174 H Troy				3	1		
								212 N Stetson				3	0		
								213 A Wofford				3	0		
								213 H Wofford				3	1		
								218 A Western Caro.				3	2		
								218 H Western Caro.				3	0		
								218 H Western Caro.				3	0		
								234 N Middle Tenn.				3	1		
								239 H Eastern Ky.				3	0		
				247 A Mercer				3	1						
				247 H Mercer				3	1						
				273 H Austin Peay				3	0						
				291 H UAB				3	1						
				306 A Citadel				3	0						
				306 H Citadel				3	1						
				312 H Gardner-Webb				3	0						
<hr/>															
				LAST 10 GAMES											
84 N Furman				0	3	84 H Furman				3	1	273 H Austin Peay		3	0
128 N ETSU				3	1	306 H Citadel				3	1	291 H UAB		3	1
218 H Western Caro.				3	0	136 A Samford				1	3	306 A Citadel		3	0
218 A Western Caro.				3	2	213 H Wofford				3	1	306 H Citadel		3	1
128 A ETSU				3	2	247 A Mercer				3	1	312 H Gardner-Webb		3	0

Non-Div. I Games:

Chattanooga



RPI	S	Opponent	Score	
334	N	Mississippi Val.	3	0

Chattanooga

C  
h  
a  
t  
t  
a  
n  
o  
o  
g  
a

C  
h  
a  
t  
t  
a  
n  
o  
o  
g  
a

Average RPI Win:		206	WON-LOST RECORD		WINNING PCT. RANK		LAST 10 GAMES		STRENGTH OF SCHEDULE		OPP. STRENGTH OF SCHEDULE		TEAM RPI		ADJ RPI		CONF. RPI		ADJ CONF. RPI	
DIV. I ONLY			22- 8		.73333 47		6- 4		143		113		73		.56736 79		15		15	
DIV. I NON-CONF.			7- 4		.63636 119		0- 0		194		86		126		.52926 127		14		14	
TOTALS		RPI 1-25		RPI 26-50		W-L RECORDS		RPI 51-100		RPI 101-150		RPI 150+								
22- 8		0- 5		0- 0		OVERALL		0- 2		4- 1		18- 0								
11- 2		0- 2		0- 0		HOME		0- 0		3- 0		8- 0								
7- 3		0- 1		0- 0		AWAY		0- 1		0- 1		7- 0								
4- 3		0- 2		0- 0		NEUTRAL		0- 1		1- 0		3- 0								
7- 4		0- 2		0- 0		NON-CONFERENCE		0- 2		0- 0		7- 0								
4- 1		0- 1		0- 0		HOME		0- 0		0- 0		4- 0								
1- 1		0- 0		0- 0		AWAY		0- 1		0- 0		1- 0								
2- 2		0- 1		0- 0		NEUTRAL		0- 1		0- 0		2- 0								
15- 4		0- 3		0- 0		CONFERENCE		0- 0		4- 1		11- 0								
7- 1		0- 1		0- 0		HOME		0- 0		3- 0		4- 0								
6- 2		0- 1		0- 0		AWAY		0- 0		0- 1		6- 0								
2- 1		0- 1		0- 0		NEUTRAL		0- 0		1- 0		1- 0								
RPI	S	Opponent		Score		RPI	S	Opponent		Score		RPI	S	Opponent		Score				
16	A	Arkansas St.		0 3						58	N	UNCW	1	3	103	H	Texas St.	3 0		
16	H	Arkansas St.		1 3						59	A	Virginia	2	3	103	N	Texas St.	3 0		
16	N	Arkansas St.		2 3											114	A	Little Rock	1 3		
18	H	Missouri		2 3											114	H	Little Rock	3 1		
23	N	Iowa St.		2 3											120	H	Texas-Arlington	3 0		
															162	A	South Ala.	3 1		
															162	H	South Ala.	3 1		
															166	H	Liberty	3 2		
															174	A	Troy	3 2		
															174	N	Troy	3 1		
															185	N	VCU	3 0		
															208	H	Charlotte	3 0		
															209	A	Clemson	3 0		
															218	H	Western Caro.	3 0		
															224	A	Ga. Southern	3 0		
															224	H	Ga. Southern	3 0		
															249	A	La.-Monroe	3 0		
															268	A	Georgia St.	3 1		
															268	H	Georgia St.	3 1		
															292	A	La.-Lafayette	3 0		
															292	H	La.-Lafayette	3 0		
															305	N	Charleston So.	3 0		
															312	H	Gardner-Webb	3 0		
LAST 10 GAMES																				
						16	N	Arkansas St.	2	3	16	H	Arkansas St.	1	3					
						103	N	Texas St.	3	0	224	H	Ga. Southern	3	0					
						174	N	Troy	3	1	162	H	South Ala.	3	1					
						114	A	Little Rock	1	3	292	H	La.-Lafayette	3	0					
						16	A	Arkansas St.	0	3	268	A	Georgia St.	3	1					

Non-Div. I Games:

Appalachian St.

Average RPI Win:	142	WON-LOST	WINNING	LAST 10	STRENGTH OF	OPP. STRENGTH	TEAM	ADJ	CONF.	ADJ CONF.		
Average RPI Loss:	53	RECORD	PCT. RANK	GAMES	SCHEDULE	OF SCHEDULE	RPI	RPI	RPI	RPI		
DIV. I ONLY		17- 14	.54839	137	4- 6	37	55	79	.56635	80	4	4
DIV. I NON-CONF.		9- 4	.69231	86	0- 0	89	98	61	.57818	62	5	5
<hr/>												
TOTALS	RPI 1-25	RPI 26-50		W-L RECORDS		RPI 51-100		RPI 101-150		RPI 150+		
17- 14	0- 3	1- 7		OVERALL		5- 2		4- 1		7- 1		
8- 5	0- 1	1- 2		HOME		3- 0		1- 1		3- 1		
4- 8	0- 2	0- 5		AWAY		1- 1		2- 0		1- 0		
5- 1	0- 0	0- 0		NEUTRAL		1- 1		1- 0		3- 0		
<hr/>												
9- 4	0- 1	0- 2		NON-CONFERENCE		2- 1		1- 0		6- 0		
4- 0	0- 0	0- 0		HOME		1- 0		0- 0		3- 0		
0- 3	0- 1	0- 2		AWAY		0- 0		0- 0		0- 0		
5- 1	0- 0	0- 0		NEUTRAL		1- 1		1- 0		3- 0		
<hr/>												
8- 10	0- 2	1- 5		CONFERENCE		3- 1		3- 1		1- 1		
4- 5	0- 1	1- 2		HOME		2- 0		1- 1		0- 1		
4- 5	0- 1	0- 3		AWAY		1- 1		2- 0		1- 0		
0- 0	0- 0	0- 0		NEUTRAL		0- 0		0- 0		0- 0		
<hr/>												
RPI S	Opponent	Score	RPI S	Opponent	Score	RPI S	Opponent	Score	RPI S	Opponent	Score	
3 A	Southern California	0 3	27 A	Loyola Marymount	0 3	56 N	Idaho St.	1 3	106 N	New Mexico	3 1	
14 A	BYU	1 3	27 H	Loyola Marymount	3 2	66 A	Pacific	3 1	116 A	San Francisco	3 1	
14 H	BYU	0 3	30 A	San Diego	2 3	66 H	Pacific	3 2	116 H	San Francisco	3 1	
			30 H	San Diego	0 3	89 A	Gonzaga	0 3	118 A	Portland	3 1	
			37 A	Santa Clara	0 3	89 H	Gonzaga	3 2	118 H	Portland	2 3	
			37 H	Santa Clara	0 3	90 H	Alabama	3 1	190 A	St. Mary's (CA)	3 0	
			44 A	Wyoming	0 3	93 N	Fla. Atlantic	3 1	190 H	St. Mary's (CA)	1 3	
			50 A	Lipscomb	1 3				191 N	McNeese St.	3 0	
									192 N	Ball St.	3 0	
									198 H	Utah Valley	3 0	
									216 H	UC Santa Barbara	3 1	
									261 N	Utah St.	3 0	
									281 H	Incarnate Word	3 0	
<hr/>												
LAST 10 GAMES												
14 A	BYU	1 3	89 H	Gonzaga	3 2							
27 A	Loyola Marymount	0 3	190 A	St. Mary's (CA)	3 0							
37 A	Santa Clara	0 3	66 A	Pacific	3 1							
116 A	San Francisco	3 1	30 H	San Diego	0 3							
118 H	Portland	2 3	14 H	BYU	0 3							

Non-Div. I Games:

Pepperdine

Average RPI Win:	150	WON-LOST RECORD	WINNING PCT. RANK	LAST 10 GAMES	STRENGTH OF SCHEDULE	OPP. STRENGTH OF SCHEDULE	TEAM RPI	ADJ RPI	CONF. RPI	ADJ CONF. RPI		
DIV. I ONLY		19- 13	.59375	111	5- 5	76	63	85	.56439	81	6	6
DIV. I NON-CONF.		9- 3	.75	57	0- 0	117	103	59	.57902	61	6	6
<hr/>												
TOTALS	RPI 1-25	RPI 26-50		W-L RECORDS		RPI 51-100		RPI 101-150		RPI 150+		
19- 13	0- 4	2- 2		OVERALL		3- 5		3- 1		11- 1		
11- 5	0- 2	1- 1		HOME		2- 1		1- 1		7- 0		
5- 7	0- 2	1- 0		AWAY		1- 4		0- 0		3- 1		
3- 1	0- 0	0- 1		NEUTRAL		0- 0		2- 0		1- 0		
9- 3	0- 0	0- 1		NON-CONFERENCE		1- 2		3- 0		5- 0		
5- 1	0- 0	0- 0		HOME		0- 1		1- 0		4- 0		
1- 1	0- 0	0- 0		AWAY		1- 1		0- 0		0- 0		
3- 1	0- 0	0- 1		NEUTRAL		0- 0		2- 0		1- 0		
10- 10	0- 4	2- 1		CONFERENCE		2- 3		0- 1		6- 1		
6- 4	0- 2	1- 1		HOME		2- 0		0- 1		3- 0		
4- 6	0- 2	1- 0		AWAY		0- 3		0- 0		3- 1		
0- 0	0- 0	0- 0		NEUTRAL		0- 0		0- 0		0- 0		
RPI S	Opponent	Score	RPI S	Opponent	Score	RPI S	Opponent	Score	RPI S	Opponent	Score	
19 A	Louisville	0 <span>3</span>	33 N	Northern Ariz.	2 <span>3</span>	54 A	Michigan St.	3 1	108 H	Georgia Tech	1 <span>3</span>	
24 A	North Carolina	0 <span>3</span>	38 H	Miami (FL)	2 <span>3</span>	57 A	Syracuse	2 <span>3</span>	117 N	Miami (OH)	3 1	
24 H	North Carolina	1 <span>3</span>	47 A	Pittsburgh	3 2	57 H	Syracuse	3 1	128 H	ETSU	3 0	
25 H	Florida St.	0 <span>3</span>	47 H	Pittsburgh	3 1	59 A	Virginia	1 <span>3</span>	148 N	Butler	3 1	
						59 H	Virginia	3 2	154 A	North Carolina St.	0 <span>3</span>	
						73 A	Duke	1 <span>3</span>	154 H	North Carolina St.	3 1	
						78 H	Chattanooga	2 <span>3</span>	166 H	Liberty	3 1	
						92 A	Indiana	0 <span>3</span>	168 A	Boston College	3 0	
									168 H	Boston College	3 1	
									175 A	Wake Forest	3 1	
									178 H	LIU Brooklyn	3 0	
									209 H	Clemson	3 0	
									211 A	Notre Dame	3 0	
									234 H	Middle Tenn.	3 0	
									258 N	Bowling Green	3 1	
									263 H	Elon	3 0	
			LAST 10 GAMES									
			59 H	Virginia	3 2	154 A	North Carolina St.	0 <span>3</span>				
			47 A	Pittsburgh	3 2	19 A	Louisville	0 <span>3</span>				
			168 H	Boston College	3 1	211 A	Notre Dame	3 0				
			57 H	Syracuse	3 1	25 H	Florida St.	0 <span>3</span>				
			24 A	North Carolina	0 <span>3</span>	38 H	Miami (FL)	2 <span>3</span>				

Non-Div. I Games:

Virginia Tech

Average RPI Win: 209		WON-LOST	WINNING	LAST 10	STRENGTH OF		OPP. STRENGTH	TEAM	ADJ		CONF.	ADJ CONF.
Average RPI Loss: 98		RECORD	PCT. RANK	GAMES	SCHEDULE		OF SCHEDULE	RPI	RPI		RPI	RPI
DIV. I ONLY		26- 6	.8125	22	7- 3		219	195	80	.56381	82	12
DIV. I NON-CONF.		14- 1	.93333	7	1- 0		271	259	86	.55902	87	13
TOTALS		RPI 1-25	RPI 26-50		W-L RECORDS		RPI 51-100		RPI 101-150		RPI 150+	
26- 6	0- 0	0- 0		OVERALL		4- 3		2- 2		20- 1		
11- 2	0- 0	0- 0		HOME		3- 0		1- 1		7- 1		
9- 3	0- 0	0- 0		AWAY		1- 2		1- 1		7- 0		
6- 1	0- 0	0- 0		NEUTRAL		0- 1		0- 0		6- 0		
14- 1	0- 0	0- 0		NON-CONFERENCE		0- 0		1- 1		13- 0		
4- 1	0- 0	0- 0		HOME		0- 0		0- 1		4- 0		
4- 0	0- 0	0- 0		AWAY		0- 0		1- 0		3- 0		
6- 0	0- 0	0- 0		NEUTRAL		0- 0		0- 0		6- 0		
12- 5	0- 0	0- 0		CONFERENCE		4- 3		1- 1		7- 1		
7- 1	0- 0	0- 0		HOME		3- 0		1- 0		3- 1		
5- 3	0- 0	0- 0		AWAY		1- 2		0- 1		4- 0		
0- 1	0- 0	0- 0		NEUTRAL		0- 1		0- 0		0- 0		
RPI S	Opponent	Score	RPI S	Opponent	Score	RPI S	Opponent	Score	RPI S	Opponent	Score	
						58 A UNCW	1	3	107 A Hofstra	2	3	
						58 H UNCW	3	0	107 H Hofstra	3	0	
						58 N UNCW	2	3	112 H Tennessee	2	3	
						75 A James Madison	2	3	124 A North Dakota St.	3	1	
						75 H James Madison	3	0	164 N Fairfield	3	1	
						86 A Col. of Charleston	3	1	172 N Milwaukee	3	1	
						86 H Col. of Charleston	3	0	173 N Idaho	3	2	
									179 A Delaware	3	2	
									179 H Delaware	2	3	
									194 A Penn	3	1	
									198 N Utah Valley	3	2	
									218 N Western Caro.	3	1	
									246 A William & Mary	3	1	
									246 H William & Mary	3	1	
									256 H Manhattan	3	0	
									263 A Elon	3	1	
									263 H Elon	3	0	
									267 N Binghamton	3	0	
									270 A Northeastern	3	1	
									270 H Northeastern	3	1	
									271 A Tennessee Tech	3	0	
									286 H Coppin St.	3	0	
						58 H UNCW	3	0	317 H Saint Francis (PA)	3	0	
						86 H Col. of Charleston	3	0	322 A Delaware St.	3	1	
						246 H William & Mary	3	1	322 H Delaware St.	3	0	
						263 H Elon	3	0				
						179 H Delaware	2	3				

Non-Div. I Games:

Towson

Average RPI Win: 228		WON-LOST	WINNING	LAST 10	STRENGTH OF		OPP. STRENGTH	TEAM	ADJ	CONF.	ADJ CONF.								
Average RPI Loss: 67		RECORD	PCT. RANK	GAMES	SCHEDULE		OF SCHEDULE	RPI	RPI	RPI	RPI								
DIV. I ONLY		25- 4	.86207	15	10- 0		264	223	81	.56377	83	26	26						
DIV. I NON-CONF.		8- 4	.66667	99	0- 0		210	71	122	.53227	123	27	27						
-----																			
TOTALS		RPI 1-25		RPI 26-50		W-L RECORDS		RPI 51-100		RPI 101-150		RPI 150+							
25- 4		0- 1		0- 0		OVERALL		1- 3		1- 0		23- 0							
8- 0		0- 0		0- 0		HOME		1- 0		0- 0		7- 0							
10- 3		0- 1		0- 0		AWAY		0- 2		1- 0		9- 0							
7- 1		0- 0		0- 0		NEUTRAL		0- 1		0- 0		7- 0							
8- 4		0- 1		0- 0		NON-CONFERENCE		1- 3		1- 0		6- 0							
1- 0		0- 0		0- 0		HOME		1- 0		0- 0		0- 0							
3- 3		0- 1		0- 0		AWAY		0- 2		1- 0		2- 0							
4- 1		0- 0		0- 0		NEUTRAL		0- 1		0- 0		4- 0							
17- 0		0- 0		0- 0		CONFERENCE		0- 0		0- 0		17- 0							
7- 0		0- 0		0- 0		HOME		0- 0		0- 0		7- 0							
7- 0		0- 0		0- 0		AWAY		0- 0		0- 0		7- 0							
3- 0		0- 0		0- 0		NEUTRAL		0- 0		0- 0		3- 0							
RPI S	Opponent	Score		RPI S	Opponent	Score		RPI S	Opponent	Score		RPI S	Opponent	Score					
25 A	Florida St.	0 3						58 H	UNCW	3 1		108 A	Georgia Tech	3 2					
								62 N	Xavier	2 3		153 A	South Carolina	3 1					
								91 A	Iowa	0 3		166 A	Liberty	3 0					
								91 A	Iowa	0 3		180 A	High Point	3 0					
												180 H	High Point	3 1					
												193 A	Campbell	3 1					
												193 H	Campbell	3 0					
												193 N	Campbell	3 0					
												206 N	Drake	3 0					
												207 N	Siena	3 0					
												217 A	Radford	3 0					
												236 A	Winthrop	3 0					
												236 H	Winthrop	3 0					
												236 N	Winthrop	3 2					
												241 H	UNC Asheville	3 0					
												269 N	UT Martin	3 0					
												284 A	Florida A&M	3 0					
												305 A	Charleston So.	3 0					
												305 H	Charleston So.	3 0					
												305 N	Charleston So.	3 0					
												306 N	Citadel	3 1					
												309 A	Presbyterian	3 0					
												309 H	Presbyterian	3 0					
												312 H	Gardner-Webb	3 0					
						LAST 10 GAMES													
						193 N Campbell				3 0				305 A Charleston So.				3 0	
						236 N Winthrop				3 2				309 H Presbyterian				3 0	
						305 N Charleston So.				3 0				236 H Winthrop				3 0	
						180 A High Point				3 0				241 H UNC Asheville				3 0	
						193 A Campbell				3 1				312 H Gardner-Webb				3 0	

Non-Div. I Games:

Coastal Caro.

Average RPI Win: 194		WON-LOST	WINNING	LAST 10	STRENGTH OF		OPP. STRENGTH	TEAM	ADJ	CONF.	ADJ CONF.		
Average RPI Loss: 103		RECORD	PCT. RANK	GAMES	SCHEDULE		OF SCHEDULE	RPI	RPI	RPI	RPI		
DIV. I ONLY		21- 8	.72414	52	8- 2		139	147	82	.56362	84	18	19
DIV. I NON-CONF.		6- 4	.6	131	0- 0		242	42	148	.50921	148	22	22
TOTALS		RPI 1-25	RPI 26-50		W-L RECORDS		RPI 51-100		RPI 101-150		RPI 150+		
21- 8	0- 1	0- 1		OVERALL		2- 2		5- 2		14- 2			
11- 0	0- 0	0- 0		HOME		1- 0		3- 0		7- 0			
6- 6	0- 1	0- 0		AWAY		0- 1		1- 2		5- 2			
4- 2	0- 0	0- 1		NEUTRAL		1- 1		1- 0		2- 0			
6- 4	0- 1	0- 1		NON-CONFERENCE		0- 1		0- 0		6- 1			
3- 0	0- 0	0- 0		HOME		0- 0		0- 0		3- 0			
2- 2	0- 1	0- 0		AWAY		0- 0		0- 0		2- 1			
1- 2	0- 0	0- 1		NEUTRAL		0- 1		0- 0		1- 0			
15- 4	0- 0	0- 0		CONFERENCE		2- 1		5- 2		8- 1			
8- 0	0- 0	0- 0		HOME		1- 0		3- 0		4- 0			
4- 4	0- 0	0- 0		AWAY		0- 1		1- 2		3- 1			
3- 0	0- 0	0- 0		NEUTRAL		1- 0		1- 0		1- 0			
RPI S	Opponent	Score		RPI S	Opponent	Score		RPI S	Opponent	Score			
13 A	Western Ky.	0 3		34 N	Missouri St.	0 3		55 N	Northwestern	0 3			
								78 A	Chattanooga	1 3			
								78 H	Chattanooga	3 2			
								78 N	Chattanooga	3 0			
								119 A	UNCG	0 3			
								119 H	UNCG	3 1			
								119 N	UNCG	3 0			
								128 A	ETSU	3 0			
								128 H	ETSU	3 0			
								136 A	Samford	0 3			
								136 H	Samford	3 0			
								153 H	South Carolina	3 1			
								161 N	Western Mich.	3 1			
								172 A	Milwaukee	2 3			
								208 A	Charlotte	3 1			
								209 H	Clemson	3 2			
								213 A	Wofford	0 3			
								213 H	Wofford	3 2			
								218 A	Western Caro.	3 0			
								218 H	Western Caro.	3 1			
								236 H	Winthrop	3 1			
								247 A	Mercer	3 1			
								247 H	Mercer	3 0			
								247 N	Mercer	3 1			
								306 A	Citadel	3 1			
								306 H	Citadel	3 0			
								312 A	Gardner-Webb	3 0			
LAST 10 GAMES													
				78 N	Chattanooga	3 0		78 A	Chattanooga	1 3			
				119 N	UNCG	3 0		136 A	Samford	0 3			
				247 N	Mercer	3 1		218 H	Western Caro.	3 1			
				119 H	UNCG	3 1		128 A	ETSU	3 0			
				213 H	Wofford	3 2		306 H	Citadel	3 0			

Non-Div. I Games:

Furman

[illegible]

**Non-Div. I Games:**

Cinninnati



Average RPI Win:		193	WON-LOST RECORD		WINNING PCT. RANK		LAST 10 GAMES		STRENGTH OF SCHEDULE		OPP. STRENGTH OF SCHEDULE		TEAM RPI		ADJ RPI		CONF. RPI		ADJ CONF. RPI	
Average RPI Loss:		71																		
DIV. I ONLY			20- 13		.60606 106		7- 3		63		129		86		.56156 86		12		12	
DIV. I NON-CONF.			8- 6		.57143 142		0- 0		72		106		90		.55288 91		13		13	
TOTALS		RPI 1-25		RPI 26-50		W-L RECORDS		RPI 51-100		RPI 101-150		RPI 150+								
20- 13		0- 3		0- 0		OVERALL		4- 5		2- 5		14- 0								
10- 5		0- 1		0- 0		HOME		1- 2		1- 2		8- 0								
7- 4		0- 1		0- 0		AWAY		3- 2		0- 1		4- 0								
3- 4		0- 1		0- 0		NEUTRAL		0- 1		1- 2		2- 0								
8- 6		0- 3		0- 0		NON-CONFERENCE		1- 0		1- 3		6- 0								
5- 2		0- 1		0- 0		HOME		0- 0		1- 1		4- 0								
1- 1		0- 1		0- 0		AWAY		1- 0		0- 0		0- 0								
2- 3		0- 1		0- 0		NEUTRAL		0- 0		0- 2		2- 0								
12- 7		0- 0		0- 0		CONFERENCE		3- 5		1- 2		8- 0								
5- 3		0- 0		0- 0		HOME		1- 2		0- 1		4- 0								
6- 3		0- 0		0- 0		AWAY		2- 2		0- 1		4- 0								
1- 1		0- 0		0- 0		NEUTRAL		0- 1		1- 0		0- 0								
RPI	S	Opponent		Score		RPI	S	Opponent		Score		RPI	S	Opponent		Score				
2	H	Minnesota		0	3					58	A	UNCW	2	3	107	A	Hofstra	0	3	
5	A	Wisconsin		0	3					58	H	UNCW	3	2	107	H	Hofstra	2	3	
13	N	Western Ky.		0	3					58	N	UNCW	0	3	107	N	Hofstra	3	2	
										75	A	James Madison	3	2	110	N	Tulsa	2	3	
										75	A	James Madison	3	0	111	N	Southern Miss.	0	3	
										75	H	James Madison	2	3	112	H	Tennessee	1	3	
										82	A	Towson	0	3	133	H	Jacksonville	3	0	
										82	H	Towson	1	3	179	A	Delaware	3	2	
										90	A	Alabama	3	2	179	H	Delaware	3	2	
															197	H	Sam Houston St.	3	0	
															199	N	Colgate	3	2	
															213	H	Wofford	3	0	
															221	H	Bryant	3	0	
															246	A	William & Mary	3	0	
															246	H	William & Mary	3	1	
															263	A	Elon	3	1	
															263	H	Elon	3	0	
															270	A	Northeastern	3	1	
															270	H	Northeastern	3	1	
															278	N	Northwestern St.	3	1	
															305	H	Charleston So.	3	1	
LAST 10 GAMES																				
						58	N	UNCW	0	3	246	H	William & Mary	3	1					
						75	A	James Madison	3	2	263	H	Elon	3	0					
						107	N	Hofstra	3	2	75	A	James Madison	3	0					
						179	A	Delaware	3	2	82	A	Towson	0	3					
						58	H	UNCW	3	2	107	A	Hofstra	0	3					

Non-Div. I Games:

Col. of Charleston

Average RPI Win:	198	WON-LOST	WINNING	LAST 10	STRENGTH OF	OPP. STRENGTH	TEAM	ADJ	CONF.	ADJ CONF.	
Average RPI Loss:	100	RECORD	PCT. RANK	GAMES	SCHEDULE	OF SCHEDULE	RPI	RPI	RPI	RPI	
DIV. I ONLY	27- 7	.79412	28	8- 2	228	165	87	.56146	87	22	22
DIV. I NON-CONF.	12- 4	.75	57	0- 1	155	95	76	.56828	74	21	21
<hr/>											
TOTALS	RPI 1-25	RPI 26-50		W-L RECORDS		RPI 51-100		RPI 101-150		RPI 150+	
27- 7	0- 0	1- 0		OVERALL		0- 3		5- 3		21- 1	
18- 0	0- 0	1- 0		HOME		0- 0		3- 0		14- 0	
6- 6	0- 0	0- 0		AWAY		0- 2		0- 3		6- 1	
3- 1	0- 0	0- 0		NEUTRAL		0- 1		2- 0		1- 0	
<hr/>											
12- 4	0- 0	1- 0		NON-CONFERENCE		0- 3		3- 1		8- 0	
8- 0	0- 0	1- 0		HOME		0- 0		1- 0		6- 0	
1- 3	0- 0	0- 0		AWAY		0- 2		0- 1		1- 0	
3- 1	0- 0	0- 0		NEUTRAL		0- 1		2- 0		1- 0	
<hr/>											
15- 3	0- 0	0- 0		CONFERENCE		0- 0		2- 2		13- 1	
10- 0	0- 0	0- 0		HOME		0- 0		2- 0		8- 0	
5- 3	0- 0	0- 0		AWAY		0- 0		0- 2		5- 1	
0- 0	0- 0	0- 0		NEUTRAL		0- 0		0- 0		0- 0	
<hr/>											
RPI S	Opponent	Score	RPI S	Opponent	Score	RPI S	Opponent	Score	RPI S	Opponent	Score
			41 H	Villanova	3 1	53 A	Long Beach St.	0 3	115 A	IUPUI	2 3
						61 A	New Mexico St.	2 3	115 H	IUPUI	3 0
						68 N	Oklahoma	1 3	116 A	San Francisco	1 3
									120 H	Texas-Arlington	3 2
									124 A	North Dakota St.	2 3
									124 H	North Dakota St.	3 0
									130 N	CSU Bakersfield	3 0
									145 N	San Diego St.	3 1
									151 H	Northern Colo.	3 0
									161 H	Western Mich.	3 0
									163 A	Omaha	0 3
									163 H	Omaha	3 2
									163 H	Omaha	3 0
									182 A	Oral Roberts	3 2
									182 H	Oral Roberts	3 1
									187 A	South Dakota	3 0
									187 H	South Dakota	3 1
									187 H	South Dakota	3 1
									196 A	UTEP	3 2
									205 H	Air Force	3 1
									227 H	Abilene Christian	3 0
									229 H	Ill.-Chicago	3 0
									252 N	Brown	3 0
									260 H	Montana	3 1
									277 A	South Dakota St.	3 0
									277 H	South Dakota St.	3 0
									280 A	IPFW	3 0
		</									

Non-Div. I Games:

Denver

RPI	S	Opponent	Score	
280	H	IPFW	3	0
313	A	Western Ill.	3	0
313	H	Western Ill.	3	0

Denver

D  
e  
n  
v  
e  
r

D  
e  
n  
v  
e  
r

Average RPI Win: 169		WON-LOST	WINNING	LAST 10	STRENGTH OF		OPP. STRENGTH	TEAM	ADJ		CONF.	ADJ CONF.			
Average RPI Loss: 82		RECORD	PCT. RANK	GAMES	SCHEDULE		OF SCHEDULE	RPI	RPI		RPI	RPI			
DIV. I ONLY		20- 13	.60606	106	6- 4		80	95	88	.55886	88	11	11		
DIV. I NON-CONF.		8- 7	.53333	155	0- 0		80	79	103	.54273	104	12	12		
<hr/>															
TOTALS		RPI 1-25	RPI 26-50		W-L RECORDS		RPI 51-100		RPI 101-150		RPI 150+				
20- 13		0- 3	0- 2		OVERALL		4- 3		3- 4		13- 1				
9- 4		0- 1	0- 2		HOME		2- 0		1- 1		6- 0				
6- 6		0- 1	0- 0		AWAY		1- 3		1- 1		4- 1				
5- 3		0- 1	0- 0		NEUTRAL		1- 0		1- 2		3- 0				
8- 7		0- 1	0- 2		NON-CONFERENCE		1- 0		2- 4		5- 0				
2- 3		0- 0	0- 2		HOME		0- 0		0- 1		2- 0				
2- 2		0- 1	0- 0		AWAY		1- 0		1- 1		0- 0				
4- 2		0- 0	0- 0		NEUTRAL		0- 0		1- 2		3- 0				
12- 6		0- 2	0- 0		CONFERENCE		3- 3		1- 0		8- 1				
7- 1		0- 1	0- 0		HOME		2- 0		1- 0		4- 0				
4- 4		0- 0	0- 0		AWAY		0- 3		0- 0		4- 1				
1- 1		0- 1	0- 0		NEUTRAL		1- 0		0- 0		0- 0				
RPI	S	Opponent	Score	RPI	S	Opponent	Score	RPI	S	Opponent	Score	RPI	S	Opponent	Score
13	H	Western Ky.	2 3	42	H	Baylor	1 3	63	A	UTSA	0 3	110	A	Tulsa	3 0
13	N	Western Ky.	0 3	43	H	Boise St.	2 3	63	H	UTSA	3 0	111	H	Southern Miss.	3 0
18	A	Missouri	0 3					68	A	Oklahoma	3 2	114	N	Little Rock	0 3
								74	A	Rice	2 3	120	A	Texas-Arlington	0 3
								74	H	Rice	3 2	124	N	North Dakota St.	2 3
								93	A	Fla. Atlantic	2 3	135	N	Central Ark.	3 2
								93	N	Fla. Atlantic	3 1	147	H	Houston	0 3
												155	A	FIU	3 1
												158	A	Marshall	3 1
												171	H	Stephen F. Austin	3 0
												181	N	Houston Baptist	3 0
												182	N	Oral Roberts	3 1
												196	A	UTEP	3 0
												196	H	UTEP	3 1
												208	A	Charlotte	0 3
												227	H	Abilene Christian	3 2
												234	H	Middle Tenn.	3 1
												236	N	Winthrop	3 2
												245	A	Louisiana Tech	3 1
												245	H	Louisiana Tech	3 0
												291	H	UAB	3 0
				LAST 10 GAMES											
				13	N	Western Ky.	0 3	93	A	Fla. Atlantic	2 3				
				93	N	Fla. Atlantic	3 1	111	H	Southern Miss.	3 0				
				63	H	UTSA	3 0	196	H	UTEP	3 1				
				234	H	Middle Tenn.	3 1	208	A	Charlotte	0 3				
				155	A	FIU	3 1	74	A	Rice	2 3				

Non-Div. I Games:

North Texas

Average RPI Win:	163	WON-LOST RECORD	WINNING PCT. RANK	LAST 10 GAMES	STRENGTH OF SCHEDULE	OPP. STRENGTH OF SCHEDULE	TEAM RPI	ADJ RPI	CONF. RPI	ADJ CONF. RPI		
DIV. I ONLY		16- 15	.51613	154	4- 6	51	57	90	.55583	89	4	4
DIV. I NON-CONF.		9- 4	.69231	86	0- 0	107	109	71	.57139	70	5	5
<hr/>												
TOTALS	RPI 1-25	RPI 26-50		W-L RECORDS		RPI 51-100		RPI 101-150		RPI 150+		
16- 15	0- 4	2- 7		OVERALL		2- 2		3- 2		9- 0		
9- 6	0- 2	2- 3		HOME		2- 0		2- 1		3- 0		
3- 9	0- 2	0- 4		AWAY		0- 2		1- 1		2- 0		
4- 0	0- 0	0- 0		NEUTRAL		0- 0		0- 0		4- 0		
9- 4	0- 2	2- 1		NON-CONFERENCE		0- 0		0- 1		7- 0		
4- 2	0- 1	2- 0		HOME		0- 0		0- 1		2- 0		
1- 2	0- 1	0- 1		AWAY		0- 0		0- 0		1- 0		
4- 0	0- 0	0- 0		NEUTRAL		0- 0		0- 0		4- 0		
7- 11	0- 2	0- 6		CONFERENCE		2- 2		3- 1		2- 0		
5- 4	0- 1	0- 3		HOME		2- 0		2- 0		1- 0		
2- 7	0- 1	0- 3		AWAY		0- 2		1- 1		1- 0		
0- 0	0- 0	0- 0		NEUTRAL		0- 0		0- 0		0- 0		
RPI S	Opponent	Score	RPI S	Opponent	Score	RPI S	Opponent	Score	RPI S	Opponent	Score	
8 A	Kansas	1 3	27 A	Loyola Marymount	2 3	66 A	Pacific	2 3	116 A	San Francisco	2 3	
9 H	Washington	0 3	27 H	Loyola Marymount	2 3	66 H	Pacific	3 1	116 H	San Francisco	3 0	
14 A	BYU	0 3	30 A	San Diego	1 3	80 A	Pepperdine	2 3	118 A	Portland	3 0	
14 H	BYU	2 3	30 H	San Diego	2 3	80 H	Pepperdine	3 0	118 H	Portland	3 0	
			37 A	Santa Clara	1 3				129 H	Utah	2 3	
			37 H	Santa Clara	1 3				159 N	UMKC	3 1	
			39 A	Arizona St.	1 3				183 N	Southern Utah	3 0	
			43 H	Boise St.	3 1				190 A	St. Mary's (CA)	3 1	
			44 H	Wyoming	3 0				190 H	St. Mary's (CA)	3 0	
									215 H	Portland St.	3 1	
									260 H	Montana	3 0	
									272 N	Niagara	3 0	
									276 A	Grand Canyon	3 0	
									277 N	South Dakota St.	3 0	
			LAST 10 GAMES									
			118 A	Portland	3 0	27 A	Loyola Marymount	2 3				
			66 A	Pacific	2 3	80 A	Pepperdine	2 3				
			190 A	St. Mary's (CA)	3 1	116 H	San Francisco	3 0				
			14 H	BYU	2 3	37 H	Santa Clara	1 3				
			30 H	San Diego	2 3	118 H	Portland	3 0				

Non-Div. I Games:

Gonzaga

Page 94



Average RPI Win:	155	WON-LOST RECORD	WINNING PCT. RANK	LAST 10 GAMES	STRENGTH OF SCHEDULE	OPP. STRENGTH OF SCHEDULE	TEAM RPI	ADJ RPI	CONF. RPI	ADJ CONF. RPI	
Average RPI Loss:	30	16- 16	.5 160	3- 7	59	20	93	.55491 92	1	1	
DIV. I ONLY		10- 2	.83333 30	0- 0	160	128	57	.58557 56	1	1	
DIV. I NON-CONF.											
<hr/>											
TOTALS	RPI 1-25	RPI 26-50		W-L RECORDS		RPI 51-100		RPI 101-150		RPI 150+	
16- 16	0- 7	2- 5		OVERALL		4- 4		1- 0		9- 0	
8- 5	0- 2	2- 2		HOME		4- 1		0- 0		2- 0	
4- 9	0- 5	0- 3		AWAY		0- 1		1- 0		3- 0	
4- 2	0- 0	0- 0		NEUTRAL		0- 2		0- 0		4- 0	
10- 2	0- 0	1- 0		NON-CONFERENCE		1- 2		1- 0		7- 0	
3- 0	0- 0	1- 0		HOME		1- 0		0- 0		1- 0	
3- 0	0- 0	0- 0		AWAY		0- 0		1- 0		2- 0	
4- 2	0- 0	0- 0		NEUTRAL		0- 2		0- 0		4- 0	
6- 14	0- 7	1- 5		CONFERENCE		3- 2		0- 0		2- 0	
5- 5	0- 2	1- 2		HOME		3- 1		0- 0		1- 0	
1- 9	0- 5	0- 3		AWAY		0- 1		0- 0		1- 0	
0- 0	0- 0	0- 0		NEUTRAL		0- 0		0- 0		0- 0	
RPI S	Opponent	Score	RPI S	Opponent	Score	RPI S	Opponent	Score	RPI S	Opponent	Score
2 A	Minnesota	0 3	29 A	Illinois	0 3	54 A	Michigan St.	0 3	103 A	Texas St.	3 2
2 H	Minnesota	1 3	29 H	Illinois	0 3	54 H	Michigan St.	3 1	151 A	Northern Colo.	3 0
4 A	Nebraska	0 3	31 A	Michigan	1 3	55 H	Northwestern	3 0	200 A	Rutgers	3 0
4 H	Nebraska	0 3	31 H	Michigan	3 1	63 N	UTSA	1 3	200 H	Rutgers	3 1
5 A	Wisconsin	0 3	33 H	Northern Ariz.	3 2	67 N	Cleveland St.	2 3	220 N	Lamar	3 1
10 A	Penn St.	0 3	35 A	Purdue	0 3	81 H	Virginia Tech	3 0	234 A	Middle Tenn.	3 2
17 A	Ohio St.	1 3	35 H	Purdue	0 3	91 H	Iowa	0 3	239 N	Eastern Ky.	3 0
						100 H	Maryland	3 1	258 H	Bowling Green	3 0
									258 N	Bowling Green	3 2
									261 N	Utah St.	3 1
<hr/>											
LAST 10 GAMES											
2 H Minnesota						1 3	200 A Rutgers		3 0		
31 H Michigan						3 1	4 H Nebraska		0 3		
29 A Illinois						0 3	91 H Iowa		0 3		
4 A Nebraska						0 3	5 A Wisconsin		0 3		
54 H Michigan St.						3 1	2 A Minnesota		0 3		

Non-Div. I Games:

Indiana



Average RPI Win: 189		WON-LOST RECORD		WINNING PCT. RANK		LAST 10 GAMES		STRENGTH OF SCHEDULE		OPP. STRENGTH OF SCHEDULE		TEAM RPI		ADJ RPI		CONF. RPI		ADJ CONF. RPI	
DIV. I ONLY		18- 11		.62069 95		5- 5		93		136		89		.55466 93		11		11	
DIV. I NON-CONF.		8- 4		.66667 99		0- 0		102		185		87		.55957 85		12		12	
TOTALS		RPI 1-25		RPI 26-50		W-L RECORDS		RPI 51-100		RPI 101-150		RPI 150+							
18- 11		0- 2		1- 0		OVERALL		2- 5		2- 1		13- 3							
9- 3		0- 1		0- 0		HOME		1- 1		1- 0		7- 1							
7- 4		0- 1		1- 0		AWAY		1- 1		1- 1		4- 1							
2- 4		0- 0		0- 0		NEUTRAL		0- 3		0- 0		2- 1							
8- 4		0- 0		1- 0		NON-CONFERENCE		1- 2		0- 1		6- 1							
4- 0		0- 0		0- 0		HOME		0- 0		0- 0		4- 0							
2- 1		0- 0		1- 0		AWAY		1- 0		0- 1		0- 0							
2- 3		0- 0		0- 0		NEUTRAL		0- 2		0- 0		2- 1							
10- 7		0- 2		0- 0		CONFERENCE		1- 3		2- 0		7- 2							
5- 3		0- 1		0- 0		HOME		1- 1		1- 0		3- 1							
5- 3		0- 1		0- 0		AWAY		0- 1		1- 0		4- 1							
0- 1		0- 0		0- 0		NEUTRAL		0- 1		0- 0		0- 0							
RPI	S	Opponent		Score	RPI	S	Opponent		Score	RPI	S	Opponent		Score					
13	A	Western Ky.		0 3	50	A	Lipscomb		3 0	52	N	Ohio		1 3					
13	H	Western Ky.		0 3						63	H	UTSA		1 3					
										74	A	Rice		0 3					
										80	N	Pepperdine		1 3					
										88	H	North Texas		3 2					
										88	N	North Texas		1 3					
										96	A	FGCU		3 1					
										111	A	Southern Miss.		3 1					
										111	H	Southern Miss.		3 1					
										140	A	North Florida		2 3					
										155	A	FIU		1 3					
										155	H	FIU		2 3					
										158	H	Marshall		3 0					
										192	N	Ball St.		0 3					
										193	N	Campbell		3 0					
										196	H	UTEP		3 0					
										208	A	Charlotte		3 0					
										208	H	Charlotte		3 0					
										212	H	Stetson		3 0					
										224	H	Ga. Southern		3 0					
										234	A	Middle Tenn.		3 0					
										245	A	Louisiana Tech		3 0					
										255	H	Bethune-Cookman		3 0					
										255	N	Bethune-Cookman		3 0					
										267	H	Binghamton		3 0					
										291	A	UAB		3 0					
					LAST 10 GAMES														
					88	N	North Texas		1 3	63	H	UTSA		1 3					
					245	A	Louisiana Tech		3 0	13	A	Western Ky.		0 3					
					208	A	Charlotte		3 0	155	H	FIU		2 3					
					13	H	Western Ky.		0 3	111	H	Southern Miss.		3 1					
					88	H	North Texas		3 2	234	A	Middle Tenn.		3 0					

Non-Div. I Games:



Average RPI Win: 177		WON-LOST RECORD		WINNING PCT. RANK		LAST 10 GAMES		STRENGTH OF SCHEDULE		OPP. STRENGTH OF SCHEDULE		TEAM RPI		ADJ RPI		CONF. RPI		ADJ CONF. RPI	
DIV. I ONLY		22- 11		.66667 79		4- 6		155		84		94		.55264 95		5		5	
DIV. I NON-CONF.		14- 1		.93333 7		0- 0		259		228		74		.5692 72		4		4	
TOTALS		RPI 1-25		RPI 26-50		W-L RECORDS		RPI 51-100		RPI 101-150		RPI 150+							
22- 11		0- 6		1- 0		OVERALL		3- 1		4- 2		14- 2							
13- 5		0- 3		1- 0		HOME		1- 0		3- 1		8- 1							
5- 6		0- 3		0- 0		AWAY		2- 1		0- 1		3- 1							
4- 0		0- 0		0- 0		NEUTRAL		0- 0		1- 0		3- 0							
14- 1		0- 0		1- 0		NON-CONFERENCE		0- 0		2- 0		11- 1							
8- 1		0- 0		1- 0		HOME		0- 0		1- 0		6- 1							
2- 0		0- 0		0- 0		AWAY		0- 0		0- 0		2- 0							
4- 0		0- 0		0- 0		NEUTRAL		0- 0		1- 0		3- 0							
8- 10		0- 6		0- 0		CONFERENCE		3- 1		2- 2		3- 1							
5- 4		0- 3		0- 0		HOME		1- 0		2- 1		2- 0							
3- 6		0- 3		0- 0		AWAY		2- 1		0- 1		1- 1							
0- 0		0- 0		0- 0		NEUTRAL		0- 0		0- 0		0- 0							
RPI	S	Opponent		Score		RPI	S	Opponent		Score		RPI	S	Opponent		Score			
6	A	Texas A&M		0 3		50	H	Lipscomb		3 1		60	A	Arkansas		3 2			
6	H	Texas A&M		2 3								60	H	Arkansas		3 1			
7	A	Florida		0 3								70	A	Auburn		2 3			
18	A	Missouri		1 3								90	A	Alabama		3 1			
18	H	Missouri		1 3										111 H Southern Miss.		3 0			
21	H	Kentucky		0 3										112 H Tennessee		3 1			
														131 A Mississippi St.		1 3			
														131 H Mississippi St.		0 3			
														132 H LSU		3 1			
														133 N Jacksonville		3 0			
														153 A South Carolina		0 3			
														153 H South Carolina		3 1			
														154 A North Carolina St.		3 2			
														169 H Belmont		3 0			
														179 N Delaware		3 0			
														182 H Oral Roberts		3 0			
														191 H McNeese St.		3 1			
														219 A Georgia		3 1			
														219 H Georgia		3 0			
														233 H Buffalo		3 2			
														240 H Tennessee St.		3 1			
														269 H UT Martin		2 3			
														278 H Northwestern St.		3 0			
														291 A UAB		3 1			
														295 N Jacksonville St.		3 1			
														334 N Mississippi Val.		3 0			
LAST 10 GAMES																			
131	A	Mississippi St.		1 3		6	H	Texas A&M		2 3									
90	A	Alabama		3 1		60	H	Arkansas		3 1									
18	H	Missouri		1 3		153	A	South Carolina		0 3									
70	A	Auburn		2 3		219	A	Georgia		3 1									
132	H	LSU		3 1		21	H	Kentucky		0 3									

Non-Div. I Games:

Ole Miss

Average RPI Win:		219	WON-LOST RECORD		WINNING PCT. RANK		LAST 10 GAMES		STRENGTH OF SCHEDULE		OPP. STRENGTH OF SCHEDULE		TEAM RPI		ADJ RPI		CONF. RPI		ADJ CONF. RPI				
DIV. I ONLY			21- 11		.65625	82	6- 4		105		180		91		.5523		96	13		14			
DIV. I NON-CONF.			11- 6		.64706	112	1- 0		118		192		100		.54524		101	17		17			
TOTALS		RPI 1-25		RPI 26-50				W-L RECORDS		RPI 51-100				RPI 101-150				RPI 150+					
21- 11		0- 2		0- 2				OVERALL		0- 3				5- 4				16- 0					
9- 5		0- 0		0- 1				HOME		0- 3				2- 1				7- 0					
10- 3		0- 0		0- 1				AWAY		0- 0				2- 2				8- 0					
2- 3		0- 2		0- 0				NEUTRAL		0- 0				1- 1				1- 0					
11- 6		0- 2		0- 0				NON-CONFERENCE		0- 3				1- 1				10- 0					
4- 3		0- 0		0- 0				HOME		0- 3				0- 0				4- 0					
5- 1		0- 0		0- 0				AWAY		0- 0				0- 1				5- 0					
2- 2		0- 2		0- 0				NEUTRAL		0- 0				1- 0				1- 0					
10- 5		0- 0		0- 2				CONFERENCE		0- 0				4- 3				6- 0					
5- 2		0- 0		0- 1				HOME		0- 0				2- 1				3- 0					
5- 2		0- 0		0- 1				AWAY		0- 0				2- 1				3- 0					
0- 1		0- 0		0- 0				NEUTRAL		0- 0				0- 1				0- 0					
RPI	S	Opponent		Score		RPI	S	Opponent		Score		RPI	S	Opponent		Score		RPI	S	Opponent		Score	
16	N	Arkansas St.		1	3	50	A	Lipscomb		0	3	52	H	Ohio		1	3	101	A	Kennesaw St.		1	3
18	N	Missouri		0	3	50	H	Lipscomb		2	3	52	H	Ohio		1	3	101	H	Kennesaw St.		3	2
												93	H	Fla. Atlantic		1	3	101	N	Kennesaw St.		1	3
																		107	A	Hofstra		2	3
																		133	A	Jacksonville		3	2
																		133	H	Jacksonville		2	3
																		140	A	North Florida		3	1
																		140	H	North Florida		3	1
																		146	N	Princeton		3	1
																		152	A	South Fla.		3	0
																		155	A	FIU		3	1
																		212	A	Stetson		3	1
																		212	H	Stetson		3	1
																		214	A	USC Upstate		3	0
																		214	H	USC Upstate		3	0
																		224	A	Ga. Southern		3	2
																		251	H	New Orleans		3	0
																		255	A	Bethune-Cookman		3	1
																		255	H	Bethune-Cookman		3	0
																		282	H	Fordham		3	0
																		284	A	Florida A&M		3	0
																		297	A	NJIT		3	0
																		297	H	NJIT		3	0
																		309	H	Presbyterian		3	0
																		318	N	Hartford		3	0
LAST 10 GAMES																							
																		101	N	Kennesaw St.		1	3
																		297	H	NJIT		3	0
																		50	H	Lipscomb		2	3
																		101	A	Kennesaw St.		1	3
																		214	A	USC Upstate		3	0
																		133	H	Jacksonville		2	3
																		140	H	North Florida		3	1
																		212	H	Stetson		3	1
																		284	A	Florida A&M		3	0
																		133	A	Jacksonville		3	2

Non-Div. I Games:

FGCU

Average RPI Win: 199		WON-LOST RECORD		WINNING PCT. RANK		LAST 10 GAMES		STRENGTH OF SCHEDULE		OPP. STRENGTH OF SCHEDULE		TEAM RPI		ADJ RPI		CONF. RPI		ADJ CONF. RPI	
DIV. I ONLY		20- 10		.66667 79		8- 2		135		163		97		.55034 97		20		20	
DIV. I NON-CONF.		6- 6		.5 162		0- 0		62		121		108		.54041 109		15		16	
TOTALS		RPI 1-25		RPI 26-50		W-L RECORDS		RPI 51-100		RPI 101-150		RPI 150+							
20- 10		0- 1		0- 1		OVERALL		3- 4		2- 3		15- 1							
8- 3		0- 0		0- 0		HOME		1- 1		1- 2		6- 0							
7- 5		0- 1		0- 0		AWAY		2- 3		1- 0		4- 1							
5- 2		0- 0		0- 1		NEUTRAL		0- 0		0- 1		5- 0							
6- 6		0- 1		0- 1		NON-CONFERENCE		1- 2		1- 2		4- 0							
2- 1		0- 0		0- 0		HOME		1- 0		1- 1		0- 0							
0- 3		0- 1		0- 0		AWAY		0- 2		0- 0		0- 0							
4- 2		0- 0		0- 1		NEUTRAL		0- 0		0- 1		4- 0							
14- 4		0- 0		0- 0		CONFERENCE		2- 2		1- 1		11- 1							
6- 2		0- 0		0- 0		HOME		0- 1		0- 1		6- 0							
7- 2		0- 0		0- 0		AWAY		2- 1		1- 0		4- 1							
1- 0		0- 0		0- 0		NEUTRAL		0- 0		0- 0		1- 0							
RPI	S	Opponent		Score		RPI	S	Opponent		Score		RPI	S	Opponent		Score			
5	A	Wisconsin		0 3		37	N	Santa Clara		0 3		52	A	Ohio		3 1			
												52	A	Ohio		1 3			
												52	H	Ohio		0 3			
												76	A	Sacramento St.		1 3			
												94	A	Northern Ill.		3 1			
												98	H	Oakland		3 1			
												100	A	Maryland		1 3			
												107	N	Hofstra		1 3			
												117	A	Miami (OH)		3 0			
												117	H	Miami (OH)		2 3			
												134	H	Albany (NY)		3 2			
												149	H	Indiana St.		2 3			
												161	A	Western Mich.		3 1			
												177	N	Duquesne		3 1			
												185	N	Nevada		3 1			
												192	H	Ball St.		3 2			
												192	N	Ball St.		3 0			
												195	H	Eastern Mich.		3 1			
												222	N	Georgetown		3 1			
												233	A	Buffalo		3 1			
												233	H	Buffalo		3 0			
												258	A	Bowling Green		2 3			
												258	H	Bowling Green		3 1			
												259	A	Central Mich.		3 1			
												288	N	Morgan St.		3 0			
												290	H	Toledo		3 0			
												298	A	Akron		3 0			
												298	H	Akron		3 0			
LAST 10 GAMES																			
		52 A Ohio		1 3				52 A Ohio		3 1									
		192 N Ball St.		3 0				117 A Miami (OH)		3 0									
		233 H Buffalo		3 0				258 A Bowling Green		2 3									
		298 H Akron		3 0				161 A Western Mich.		3 1									
		195 H Eastern Mich.		3 1				94 A Northern Ill.		3 1									

Non-Div. I Games:

Kent St.

Average RPI Win: 179		WON-LOST RECORD		WINNING PCT. RANK		LAST 10 GAMES		STRENGTH OF SCHEDULE		OPP. STRENGTH OF SCHEDULE		TEAM RPI		ADJ RPI		CONF. RPI		ADJ CONF. RPI	
DIV. I ONLY		18- 13		.58065 120		7- 3		74		160		98		.54891 98		16		16	
DIV. I NON-CONF.		6- 8		.42857 192		0- 0		65		81		131		.52342 131		19		19	
TOTALS		RPI 1-25		RPI 26-50		W-L RECORDS		RPI 51-100		RPI 101-150		RPI 150+							
18- 13		0- 1		0- 2		OVERALL		1- 3		3- 4		14- 3							
7- 5		0- 1		0- 0		HOME		0- 1		0- 1		7- 2							
8- 4		0- 0		0- 2		AWAY		1- 2		1- 0		6- 0							
3- 4		0- 0		0- 0		NEUTRAL		0- 0		2- 3		1- 1							
6- 8		0- 1		0- 2		NON-CONFERENCE		0- 2		2- 2		4- 1							
3- 1		0- 1		0- 0		HOME		0- 0		0- 0		3- 0							
0- 4		0- 0		0- 2		AWAY		0- 2		0- 0		0- 0							
3- 3		0- 0		0- 0		NEUTRAL		0- 0		2- 2		1- 1							
12- 5		0- 0		0- 0		CONFERENCE		1- 1		1- 2		10- 2							
4- 4		0- 0		0- 0		HOME		0- 1		0- 1		4- 2							
8- 0		0- 0		0- 0		AWAY		1- 0		1- 0		6- 0							
0- 1		0- 0		0- 0		NEUTRAL		0- 0		0- 1		0- 0							
RPI	S	Opponent		Score		RPI	S	Opponent		Score		RPI	S	Opponent		Score			
17	H	Ohio St.		1	3	27	A	Loyola Marymount		0	3	53	A	Long Beach St.		1	3		
						31	A	Michigan		0	3	67	A	Cleveland St.		3	1		
												67	H	Cleveland St.		2	3		
												97	A	Kent St.		1	3		
												104	N	George Washington		3	2		
												123	A	Valparaiso		3	1		
												123	H	Valparaiso		0	3		
												123	N	Valparaiso		1	3		
												134	N	Albany (NY)		0	3		
												135	N	Central Ark.		3	0		
												149	N	Indiana St.		1	3		
												160	H	Dartmouth		3	1		
												161	H	Western Mich.		3	1		
												170	A	Green Bay		3	1		
												170	H	Green Bay		3	0		
												172	A	Milwaukee		3	0		
												172	H	Milwaukee		2	3		
												188	A	Northern Ky.		3	0		
												188	H	Northern Ky.		3	2		
												201	N	West Virginia		2	3		
												202	H	Eastern Ill.		3	2		
												226	A	Youngstown St.		3	0		
												226	H	Youngstown St.		3	0		
												229	A	Ill.-Chicago		3	0		
												229	H	Ill.-Chicago		3	0		
												231	A	Wright St.		3	0		
												231	H	Wright St.		1	3		
												238	N	Stony Brook		3	2		
LAST 10 GAMES				LAST 10 GAMES				LAST 10 GAMES				LAST 10 GAMES							
				123	N	Valparaiso		1	3	123	H	Valparaiso		0	3				
				188	H	Northern Ky.		3	2	229	H	Ill.-Chicago		3	0				
				231	H	Wright St.		1	3	170	A	Green Bay		3	1				
				67	A	Cleveland St.		3	1	172	A	Milwaukee		3	0				
				226	A	Youngstown St.		3	0	231	A	Wright St.		3	0				

Non-Div. I Games:

Oakland



RPI	S	Opponent	Score	
289	H	SIUE	3	0
295	A	Jacksonville St.	3	1

Murray St.

M  
u  
r  
r  
a  
y  
S  
t  
.

M  
u  
r  
r  
a  
y  
S  
t  
.



Average RPI Win:	161	WON-LOST RECORD	WINNING PCT. RANK	LAST 10 GAMES	STRENGTH OF SCHEDULE	OPP. STRENGTH OF SCHEDULE	TEAM RPI	ADJ RPI	CONF. RPI	ADJ CONF. RPI				
DIV. I ONLY		15- 19	.44118	201	4- 6	32	29	100	.54853	100	1	1		
DIV. I NON-CONF.		10- 4	.71429	79	0- 0	68	164	54	.58662	55	1	1		
<hr/>														
TOTALS	RPI 1-25	RPI 26-50		W-L RECORDS		RPI 51-100		RPI 101-150		RPI 150+				
15- 19	1- 9	0- 4		OVERALL		4- 4		1- 1		9- 1				
9- 7	1- 4	0- 2		HOME		2- 1		1- 0		5- 0				
4- 9	0- 3	0- 2		AWAY		2- 3		0- 0		2- 1				
2- 3	0- 2	0- 0		NEUTRAL		0- 0		0- 1		2- 0				
10- 4	0- 2	0- 0		NON-CONFERENCE		1- 1		1- 1		8- 0				
6- 0	0- 0	0- 0		HOME		1- 0		1- 0		4- 0				
2- 1	0- 0	0- 0		AWAY		0- 1		0- 0		2- 0				
2- 3	0- 2	0- 0		NEUTRAL		0- 0		0- 1		2- 0				
5- 15	1- 7	0- 4		CONFERENCE		3- 3		0- 0		1- 1				
3- 7	1- 4	0- 2		HOME		1- 1		0- 0		1- 0				
2- 8	0- 3	0- 2		AWAY		2- 2		0- 0		0- 1				
0- 0	0- 0	0- 0		NEUTRAL		0- 0		0- 0		0- 0				
RPI	S	Opponent	Score		RPI	S	Opponent	Score		RPI	S	Opponent	Score	
2	A	Minnesota	0	3	29	H	Illinois	0	3	54	A	Michigan St.	1	3
2	H	Minnesota	0	3	31	A	Michigan	0	3	55	A	Northwestern	3	0
3	N	Southern California	0	3	35	A	Purdue	1	3	55	H	Northwestern	0	3
4	A	Nebraska	0	3	35	H	Purdue	1	3	68	A	Oklahoma	1	3
4	H	Nebraska	1	3						91	A	Iowa	3	1
5	H	Wisconsin	0	3						91	H	Iowa	3	1
9	N	Washington	0	3						92	A	Indiana	1	3
10	A	Penn St.	0	3						97	H	Kent St.	3	1
10	H	Penn St.	1	3										
17	H	Ohio St.	3	0										
							</							

Non-Div. I Games:

Maryland

Average RPI Win: 210		WON-LOST	WINNING	LAST 10	STRENGTH OF		OPP. STRENGTH	TEAM	ADJ	CONF.	ADJ CONF.	
Average RPI Loss: 111		RECORD	PCT. RANK	GAMES	SCHEDULE		OF SCHEDULE	RPI	RPI	RPI	RPI	
DIV. I ONLY		19- 9	.67857	70	150		206	102	.54617	101	13	14
DIV. I NON-CONF.		8- 3	.72727	71	221		282	130	.52432	130	17	17
<hr/>												
TOTALS		RPI 1-25	RPI 26-50		W-L RECORDS		RPI 51-100		RPI 101-150		RPI 150+	
19- 9	0- 0		1- 2		OVERALL		2- 2		3- 4		13- 1	
9- 3	0- 0		0- 1		HOME		1- 1		2- 1		6- 0	
5- 5	0- 0		1- 1		AWAY		0- 1		1- 2		3- 1	
5- 1	0- 0		0- 0		NEUTRAL		1- 0		0- 1		4- 0	
8- 3	0- 0		0- 0		NON-CONFERENCE		0- 1		1- 2		7- 0	
4- 1	0- 0		0- 0		HOME		0- 1		1- 0		3- 0	
1- 1	0- 0		0- 0		AWAY		0- 0		0- 1		1- 0	
3- 1	0- 0		0- 0		NEUTRAL		0- 0		0- 1		3- 0	
11- 6	0- 0		1- 2		CONFERENCE		2- 1		2- 2		6- 1	
5- 2	0- 0		0- 1		HOME		1- 0		1- 1		3- 0	
4- 4	0- 0		1- 1		AWAY		0- 1		1- 1		2- 1	
2- 0	0- 0		0- 0		NEUTRAL		1- 0		0- 0		1- 0	
RPI S	Opponent	Score	RPI S	Opponent	Score	RPI S	Opponent	Score	RPI S	Opponent	Score	
			50 A Lipscomb		3 2	78 H Chattanooga		0 3	108 H Georgia Tech		3 1	
			50 A Lipscomb		0 3	96 A FGCU		2 3	113 N Loyola Chicago		0 3	
			50 H Lipscomb		2 3	96 H FGCU		3 1	123 A Valparaiso		0 3	
						96 N FGCU		3 1	133 A Jacksonville		3 0	
									133 H Jacksonville		0 3	
									140 A North Florida		0 3	
									140 H North Florida		3 1	
									212 A Stetson		1 3	
									212 H Stetson		3 0	
									212 N Stetson		3 0	
									214 A USC Upstate		3 2	
									214 H USC Upstate		3 2	
									224 N Ga. Southern		3 2	
									247 N Mercer		3 0	
									263 N Elon		3 0	
									268 A Georgia St.		3 2	
									293 H Alabama St.		3 0	
									295 H Jacksonville St.		3 0	
									297 A NJIT		3 0	
									297 H NJIT		3 0	
									331 H Savannah St.		3 0	
LAST 10 GAMES												
			50 A Lipscomb		0 3	96 H FGCU		3 1				
			96 N FGCU		3 1	212 H Stetson		3 0				
			212 N Stetson		3 0	50 H Lipscomb		2 3				
			133 A Jacksonville		3 0	297 H NJIT		3 0				
			140 A North Florida		0 3	214 A USC Upstate		3 2				

Non-Div. I Games:

Kennesaw St.

Average RPI Win: 215		WON-LOST	WINNING	LAST 10	STRENGTH OF		OPP. STRENGTH	TEAM	ADJ	CONF.	ADJ CONF.		
Average RPI Loss: 100		RECORD	PCT. RANK	GAMES	SCHEDULE		OF SCHEDULE	RPI	RPI	RPI	RPI		
DIV. I ONLY		20- 9	.68966	65	7- 3		164	196	101	.54567	102	17	17
DIV. I NON-CONF.		10- 3	.76923	48	0- 0		189	237	92	.55098	92	18	18
TOTALS		RPI 1-25	RPI 26-50		W-L RECORDS		RPI 51-100		RPI 101-150		RPI 150+		
20- 9	0- 2	0- 0		OVERALL		1- 4		3- 0		16- 3			
8- 2	0- 1	0- 0		HOME		1- 0		0- 0		7- 1			
6- 4	0- 1	0- 0		AWAY		0- 1		1- 0		5- 2			
6- 3	0- 0	0- 0		NEUTRAL		0- 3		2- 0		4- 0			
10- 3	0- 0	0- 0		NON-CONFERENCE		0- 2		2- 0		8- 1			
3- 0	0- 0	0- 0		HOME		0- 0		0- 0		3- 0			
2- 1	0- 0	0- 0		AWAY		0- 0		0- 0		2- 1			
5- 2	0- 0	0- 0		NEUTRAL		0- 2		2- 0		3- 0			
10- 6	0- 2	0- 0		CONFERENCE		1- 2		1- 0		8- 2			
5- 2	0- 1	0- 0		HOME		1- 0		0- 0		4- 1			
4- 3	0- 1	0- 0		AWAY		0- 1		1- 0		3- 1			
1- 1	0- 0	0- 0		NEUTRAL		0- 1		0- 0		1- 0			
RPI S	Opponent	Score	RPI S	Opponent	Score	RPI S	Opponent	Score	RPI S	Opponent	Score		
22 A	Dayton	2 3				57 N	Syracuse	0 3	104 A	George Washington	3 2		
22 H	Dayton	2 3				71 A	Saint Louis	2 3	121 N	Army West Point	3 1		
						71 H	Saint Louis	3 2	138 N	UConn	3 1		
						71 N	Saint Louis	0 3	156 H	Lehigh	3 2		
						74 N	Rice	1 3	165 A	Yale	1 3		
									177 H	Duquesne	1 3		
									177 N	Duquesne	3 2		
									185 A	VCU	3 2		
									185 H	VCU	3 1		
									216 N	UC Santa Barbara	3 2		
									225 A	George Mason	3 1		
									238 A	Stony Brook	3 1		
									243 A	Davidson	2 3		
									243 H	Davidson	3 0		
									252 A	Brown	3 0		
									253 H	Sacred Heart	3 1		
									266 N	Columbia	3 0		
									282 A	Fordham	3 1		
									282 H	Fordham	3 1		
									294 H	Canisius	3 0		
									299 H	La Salle	3 0		
									318 N	Hartford	3 0		
			LAST 10 GAMES										
			71 N	Saint Louis	0 3	71 H	Saint Louis	3 2					
			177 N	Duquesne	3 2	22 H	Dayton	2 3					
			185 A	VCU	3 2	225 A	George Mason	3 1					
			243 A	Davidson	2 3	104 A	George Washington	3 2					
			282 A	Fordham	3 1	282 H	Fordham	3 1					

Non-Div. I Games:

Rhode Island

Average RPI Win:	208	WON-LOST	WINNING	LAST 10	STRENGTH OF	OPP. STRENGTH	TEAM	ADJ	CONF.	ADJ CONF.	
Average RPI Loss:	64	RECORD	PCT. RANK	GAMES	SCHEDULE	OF SCHEDULE	RPI	RPI	RPI	RPI	
DIV. I ONLY	19- 12	.6129	98	7- 3	121	119	105	.54463	103	15	15
DIV. I NON-CONF.	5- 8	.38462	227	0- 0	92	60	156	.50594	153	14	14
<hr/>											
TOTALS	RPI 1-25	RPI 26-50		W-L RECORDS	RPI 51-100		RPI 101-150		RPI 150+		
19- 12	0- 1	0- 6		OVERALL	1- 4		3- 0		15- 1		
11- 2	0- 0	0- 1		HOME	1- 1		2- 0		8- 0		
6- 7	0- 1	0- 4		AWAY	0- 1		1- 0		5- 1		
2- 3	0- 0	0- 1		NEUTRAL	0- 2		0- 0		2- 0		
<hr/>											
5- 8	0- 0	0- 6		NON-CONFERENCE	1- 2		0- 0		4- 0		
3- 2	0- 0	0- 1		HOME	1- 1		0- 0		2- 0		
1- 4	0- 0	0- 4		AWAY	0- 0		0- 0		1- 0		
1- 2	0- 0	0- 1		NEUTRAL	0- 1		0- 0		1- 0		
<hr/>											
14- 4	0- 1	0- 0		CONFERENCE	0- 2		3- 0		11- 1		
8- 0	0- 0	0- 0		HOME	0- 0		2- 0		6- 0		
5- 3	0- 1	0- 0		AWAY	0- 1		1- 0		4- 1		
1- 1	0- 0	0- 0		NEUTRAL	0- 1		0- 0		1- 0		
<hr/>											
RPI S	Opponent	Score	RPI S	Opponent	Score	RPI S	Opponent	Score	RPI S	Opponent	Score
16 A	Arkansas St.	2 3	28 A	Wichita St.	0 3	63 H	UTSA	3 2	114 H	Little Rock	3 1
			32 A	SMU	0 3	79 A	Appalachian St.	0 3	120 A	Texas-Arlington	3 1
			42 A	Baylor	0 3	79 N	Appalachian St.	0 3	120 H	Texas-Arlington	3 2
			46 N	Arizona	0 3	92 H	Indiana	2 3	162 A	South Ala.	2 3
			48 H	Oregon	0 3	94 N	Northern Ill.	1 3	162 H	South Ala.	3 1
			49 A	TCU	0 3				162 N	South Ala.	3 1
									174 A	Troy	3 1
									174 H	Troy	3 0
									197 A	Sam Houston St.	3 0
									220 H	Lamar	3 0
									224 H	Ga. Southern	3 0
									249 A	La.-Monroe	3 0
									249 H	La.-Monroe	3 0
									268 A	Georgia St.	3 0
									268 H	Georgia St.	3 1
									277 N	South Dakota St.	3 1
									292 A	La.-Lafayette	3 0
									292 H	La.-Lafayette	3 0
									321 H	Prairie View	3 0
<hr/>											
LAST 10 GAMES											
			79 N	Appalachian St.	0 3	249 H	La.-Monroe	3 0			
			162 N	South Ala.	3 1	174 H	Troy	3 0			
			162 H	South Ala.	3 1	162 A	South Ala.	2 3			
			292 A	La.-Lafayette	3 0	174 A	Troy	3 1			
			249 A	La.-Monroe	3 0	16 A	Arkansas St.	2 3			

Non-Div. I Games:

Texas St.

Average RPI Win: 208		WON-LOST	WINNING	LAST 10	STRENGTH OF		OPP. STRENGTH	TEAM	ADJ	CONF.	ADJ CONF.
Average RPI Loss: 64		RECORD	PCT. RANK	GAMES	SCHEDULE		OF SCHEDULE	RPI	RPI	RPI	RPI
DIV. I ONLY		21- 11	.65625	82	6- 4		159	109	103	.5446	104
DIV. I NON-CONF.		11- 5	.6875	96	1- 0		181	85	101	.54447	103
TOTALS		RPI 1-25	RPI 26-50		W-L RECORDS		RPI 51-100		RPI 101-150		RPI 150+
21- 11	0- 3	0- 3		OVERALL		2- 3		2- 1		17- 1	
10- 4	0- 1	0- 1		HOME		1- 1		2- 1		7- 0	
7- 4	0- 1	0- 2		AWAY		0- 1		0- 0		7- 0	
4- 3	0- 1	0- 0		NEUTRAL		1- 1		0- 0		3- 1	
11- 5	0- 0	0- 3		NON-CONFERENCE		2- 1		2- 0		7- 1	
5- 1	0- 0	0- 1		HOME		1- 0		2- 0		2- 0	
2- 2	0- 0	0- 2		AWAY		0- 0		0- 0		2- 0	
4- 2	0- 0	0- 0		NEUTRAL		1- 1		0- 0		3- 1	
10- 6	0- 3	0- 0		CONFERENCE		0- 2		0- 1		10- 0	
5- 3	0- 1	0- 0		HOME		0- 1		0- 1		5- 0	
5- 2	0- 1	0- 0		AWAY		0- 1		0- 0		5- 0	
0- 1	0- 1	0- 0		NEUTRAL		0- 0		0- 0		0- 0	
RPI S	Opponent	Score	RPI S	Opponent	Score	RPI S	Opponent	Score	RPI S	Opponent	Score
22 A	Dayton	2 <span>3</span>	31 A	Michigan	1 <span>3</span>	71 A	Saint Louis	0 <span>3</span>	102 H	Rhode Island	2 <span>3</span>
22 H	Dayton	0 <span>3</span>	47 A	Pittsburgh	1 <span>3</span>	71 H	Saint Louis	2 <span>3</span>	126 H	UC Davis	3 2
22 N	Dayton	2 <span>3</span>	48 H	Oregon	2 <span>3</span>	77 H	American	3 2	146 H	Princeton	3 1
						98 N	Oakland	2 <span>3</span>	156 N	Lehigh	3 0
						100 N	Maryland	3 1	167 N	Texas Tech	1 <span>3</span>
									177 A	Duquesne	3 0
									177 H	Duquesne	3 0
									185 A	VCU	3 2
									185 H	VCU	3 0
									201 N	West Virginia	3 0
									217 H	Radford	3 1
									222 A	Georgetown	3 0
									225 A	George Mason	3 0
									225 H	George Mason	3 1
									243 A	Davidson	3 0
									258 N	Bowling Green	3 0
									264 A	Navy	3 0
									282 H	Fordham	3 0
									299 A	La Salle	3 0
									299 H	La Salle	3 0
									308 H	Loyola Maryland	3 1
			LAST 10 GAMES								
	22 N	Dayton	2	<span>3</span>		22 A	Dayton	2	<span>3</span>		
	185 H	VCU	3	0		225 A	George Mason	3	0		
	299 H	La Salle	3	0		282 H	Fordham	3	0		
	177 H	Duquesne	3	0		102 H	Rhode Island	2	<span>3</span>		
	71 A	Saint Louis	0	<span>3</span>		77 H	American	3	2		

Non-Div. I Games:

George Washington

Average RPI Win:		206	WON-LOST RECORD		WINNING PCT. RANK		LAST 10 GAMES		STRENGTH OF SCHEDULE		OPP. STRENGTH OF SCHEDULE		TEAM RPI		ADJ RPI		CONF. RPI		ADJ CONF. RPI	
DIV. I ONLY			19- 8		.7037 59		6- 4		218		123		104		.54385 105		14		13	
DIV. I NON-CONF.			8- 3		.72727 71		0- 0		162		143		88		.55675 88		9		9	
TOTALS		RPI 1-25		RPI 26-50		W-L RECORDS		RPI 51-100		RPI 101-150		RPI 150+								
19- 8		0- 0		0- 4		OVERALL		2- 1		3- 3		14- 0								
7- 3		0- 0		0- 2		HOME		1- 0		2- 1		4- 0								
7- 5		0- 0		0- 2		AWAY		0- 1		1- 2		6- 0								
5- 0		0- 0		0- 0		NEUTRAL		1- 0		0- 0		4- 0								
8- 3		0- 0		0- 2		NON-CONFERENCE		1- 0		1- 1		6- 0								
1- 1		0- 0		0- 1		HOME		0- 0		1- 0		0- 0								
2- 2		0- 0		0- 1		AWAY		0- 0		0- 1		2- 0								
5- 0		0- 0		0- 0		NEUTRAL		1- 0		0- 0		4- 0								
11- 5		0- 0		0- 2		CONFERENCE		1- 1		2- 2		8- 0								
6- 2		0- 0		0- 1		HOME		1- 0		1- 1		4- 0								
5- 3		0- 0		0- 1		AWAY		0- 1		1- 1		4- 0								
0- 0		0- 0		0- 0		NEUTRAL		0- 0		0- 0		0- 0								
RPI	S	Opponent		Score	RPI	S	Opponent		Score	RPI	S	Opponent		Score	RPI	S	Opponent		Score	
					26	A	Hawaii		0 3	53	A	Long Beach St.		2 3	118	A	Portland		2 3	
					26	H	Hawaii		0 3	53	H	Long Beach St.		3 1	126	A	UC Davis		1 3	
					27	H	Loyola Marymount		1 3	76	N	Sacramento St.		3 1	126	H	UC Davis		2 3	
					42	A	Baylor		1 3						141	A	UC Irvine		3 0	
															141	H	UC Irvine		3 2	
															145	H	San Diego St.		3 0	
															173	N	Idaho		3 1	
															197	N	Sam Houston St.		3 0	
															204	A	Fresno St.		3 2	
															216	A	UC Santa Barbara		3 1	
															216	H	UC Santa Barbara		3 1	
															223	A	CSUN		3 0	
															223	H	CSUN		3 0	
															230	A	San Jose St.		3 1	
															235	A	UC Riverside		3 0	
															235	H	UC Riverside		3 0	
															286	N	Coppin St.		3 0	
															303	A	Cal St. Fullerton		3 0	
															303	H	Cal St. Fullerton		3 0	
															314	N	St. Francis Brooklyn		3 0	
				LAST 10 GAMES																
					126	A	UC Davis		1 3	141	H	UC Irvine		3 2						
					26	H	Hawaii		0 3	216	A	UC Santa Barbara		3 1						
					303	A	Cal St. Fullerton		3 0	53	A	Long Beach St.		2 3						
					235	A	UC Riverside		3 0	223	A	CSUN		3 0						
					126	H	UC Davis		2 3	235	H	UC Riverside		3 0						

**Non-Div. I Games:**

Cal Poly

Average RPI Win:		186	WON-LOST	WINNING	LAST 10	STRENGTH OF		OPP. STRENGTH	TEAM	ADJ	CONF.	ADJ CONF.
Average RPI Loss:		80	RECORD	PCT. RANK	GAMES	SCHEDULE		OF SCHEDULE	RPI	RPI	RPI	RPI
DIV. I ONLY		17- 14		.54839	137	5- 5		87	106	107	.54031	106
DIV. I NON-CONF.		7- 6		.53846	152	0- 0		63	80	91	.55345	90
TOTALS		RPI 1-25		RPI 26-50		W-L RECORDS		RPI 51-100		RPI 101-150		RPI 150+
17- 14		0- 3		1- 4		OVERALL		1- 2		1- 3		14- 2
10- 5		0- 1		1- 2		HOME		0- 0		0- 2		9- 0
4- 8		0- 2		0- 2		AWAY		0- 1		0- 1		4- 2
3- 1		0- 0		0- 0		NEUTRAL		1- 1		1- 0		1- 0
7- 6		0- 1		1- 1		NON-CONFERENCE		1- 2		1- 1		4- 1
4- 2		0- 0		1- 1		HOME		0- 0		0- 1		3- 0
0- 3		0- 1		0- 0		AWAY		0- 1		0- 0		0- 1
3- 1		0- 0		0- 0		NEUTRAL		1- 1		1- 0		1- 0
10- 8		0- 2		0- 3		CONFERENCE		0- 0		0- 2		10- 1
6- 3		0- 1		0- 1		HOME		0- 0		0- 1		6- 0
4- 5		0- 1		0- 2		AWAY		0- 0		0- 1		4- 1
0- 0		0- 0		0- 0		NEUTRAL		0- 0		0- 0		0- 0
RPI S	Opponent	Score	RPI S	Opponent	Score	RPI S	Opponent	Score	RPI S	Opponent	Score	
3 A	Southern California	0 3	32 H	SMU	2 3	56 N	Idaho St.	3 2	132 H	LSU	2 3	
20 A	Colorado St.	0 3	37 H	Santa Clara	3 0	61 A	New Mexico St.	1 3	134 N	Albany (NY)	3 1	
20 H	Colorado St.	0 3	43 A	Boise St.	1 3	80 N	Pepperdine	1 3	145 A	San Diego St.	2 3	
			44 A	Wyoming	0 3				145 H	San Diego St.	0 3	
			44 H	Wyoming	2 3				157 A	UNLV	2 3	
									157 H	UNLV	3 1	
									169 N	Belmont	3 0	
									178 H	LIU Brooklyn	3 0	
									185 A	Nevada	3 1	
									185 H	Nevada	3 1	
									192 A	Ball St.	2 3	
									204 A	Fresno St.	3 0	
									204 H	Fresno St.	3 0	
									205 A	Air Force	3 1	
									205 H	Air Force	3 0	
									223 H	CSUN	3 1	
									230 A	San Jose St.	3 0	
									230 H	San Jose St.	3 0	
									261 H	Utah St.	3 0	
									303 H	Cal St. Fullerton	3 0	
			LAST 10 GAMES									
			205 A	Air Force	3 1	20 H	Colorado St.	0 3				
			43 A	Boise St.	1 3	44 H	Wyoming	2 3				
			261 H	Utah St.	3 0	230 H	San Jose St.	3 0				
			204 A	Fresno St.	3 0	205 H	Air Force	3 0				
			157 A	UNLV	2 3	145 A	San Diego St.	2 3				

Non-Div. I Games:

New Mexico

Average RPI Win:	191	WON-LOST	WINNING	LAST 10	STRENGTH OF	OPP. STRENGTH	TEAM	ADJ	CONF.	ADJ CONF.	
Average RPI Loss:	114	RECORD	PCT. RANK	GAMES	SCHEDULE	OF SCHEDULE	RPI	RPI	RPI	RPI	
DIV. I ONLY	21- 11	.65625	82	7- 3	169	134	106	.54019	107	12	12
DIV. I NON-CONF.	9- 6	.6	131	0- 0	226	158	157	.50296	156	13	13
<hr/>											
TOTALS	RPI 1-25	RPI 26-50		W-L RECORDS		RPI 51-100		RPI 101-150		RPI 150+	
21- 11	0- 0	0- 0		OVERALL		6- 7		1- 1		14- 3	
10- 2	0- 0	0- 0		HOME		3- 2		1- 0		6- 0	
7- 5	0- 0	0- 0		AWAY		2- 3		0- 1		5- 1	
4- 4	0- 0	0- 0		NEUTRAL		1- 2		0- 0		3- 2	
<hr/>											
9- 6	0- 0	0- 0		NON-CONFERENCE		2- 2		1- 1		6- 3	
4- 0	0- 0	0- 0		HOME		1- 0		1- 0		2- 0	
1- 3	0- 0	0- 0		AWAY		0- 1		0- 1		1- 1	
4- 3	0- 0	0- 0		NEUTRAL		1- 1		0- 0		3- 2	
<hr/>											
12- 5	0- 0	0- 0		CONFERENCE		4- 5		0- 0		8- 0	
6- 2	0- 0	0- 0		HOME		2- 2		0- 0		4- 0	
6- 2	0- 0	0- 0		AWAY		2- 2		0- 0		4- 0	
0- 1	0- 0	0- 0		NEUTRAL		0- 1		0- 0		0- 0	
<hr/>											
RPI S	Opponent	Score	RPI S	Opponent	Score	RPI S	Opponent	Score	RPI S	Opponent	Score
						58 A	UNCW	3 2	137 A	Seton Hall	2 3
						58 H	UNCW	0 3	146 H	Princeton	3 1
						72 N	Temple	1 3	175 A	Wake Forest	2 3
						75 A	James Madison	2 3	177 N	Duquesne	3 1
						75 H	James Madison	1 3	179 A	Delaware	3 0
						82 A	Towson	0 3	179 H	Delaware	3 0
						82 H	Towson	3 2	185 N	VCU	0 3
						86 A	Col. of Charleston	3 2	207 H	Siena	3 1
						86 H	Col. of Charleston	3 0	211 N	Notre Dame	2 3
						86 N	Col. of Charleston	2 3	219 N	Georgia	3 0
						96 H	FGCU	3 2	238 A	Stony Brook	3 0
						97 N	Kent St.	3 1	246 A	William & Mary	3 1
						100 A	Maryland	0 3	246 H	William & Mary	3 0
									263 A	Elon	3 2
									263 H	Elon	3 2
									270 A	Northeastern	3 2
									270 H	Northeastern	3 0
									288 N	Morgan St.	3 0
									318 H	Hartford	3 0
									LAST 10 GAMES		
			86 N	Col. of Charleston	2 3	82 H	Towson	3 2			
			246 A	William & Mary	3 1	270 H	Northeastern	3 0			
			263 A	Elon	3 2	86 H	Col. of Charleston	3 0			
			179 H	Delaware	3 0	58 H	UNCW	0 3			
			75 H	James Madison	1 3	179 A	Delaware	3 0			

Non-Div. I Games:

Hofstra



Average RPI Win:	182	WON-LOST	WINNING	LAST 10	STRENGTH OF	OPP. STRENGTH	TEAM	ADJ	CONF.	ADJ CONF.				
Average RPI Loss:	53	RECORD	PCT. RANK	GAMES	SCHEDULE	OF SCHEDULE	RPI	RPI	RPI	RPI				
DIV. I ONLY		18- 14	.5625	132	4- 6	119	61	108	.53689	108	6	6		
DIV. I NON-CONF.		9- 3	.75	57	0- 0	177	117	85	.55925	86	6	6		
<hr/>														
TOTALS	RPI 1-25	RPI 26-50		W-L RECORDS		RPI 51-100		RPI 101-150		RPI 150+				
18- 14	0- 6	0- 3		OVERALL		3- 3		1- 1		14- 1				
9- 6	0- 3	0- 1		HOME		2- 1		0- 0		7- 1				
5- 8	0- 3	0- 2		AWAY		1- 2		0- 1		4- 0				
4- 0	0- 0	0- 0		NEUTRAL		0- 0		1- 0		3- 0				
<hr/>														
9- 3	0- 1	0- 0		NON-CONFERENCE		1- 1		1- 1		7- 0				
4- 1	0- 0	0- 0		HOME		1- 1		0- 0		3- 0				
1- 2	0- 1	0- 0		AWAY		0- 0		0- 1		1- 0				
4- 0	0- 0	0- 0		NEUTRAL		0- 0		1- 0		3- 0				
<hr/>														
9- 11	0- 5	0- 3		CONFERENCE		2- 2		0- 0		7- 1				
5- 5	0- 3	0- 1		HOME		1- 0		0- 0		4- 1				
4- 6	0- 2	0- 2		AWAY		1- 2		0- 0		3- 0				
0- 0	0- 0	0- 0		NEUTRAL		0- 0		0- 0		0- 0				
<hr/>														
RPI S	Opponent	Score	RPI S	Opponent	Score	RPI S	Opponent	Score	RPI S	Opponent	Score			
4 A	Nebraska	0 3	38 A	Miami (FL)	1 3	57 A	Syracuse	2 3	101 A	Kennesaw St.	1 3			
19 A	Louisville	0 3	38 H	Miami (FL)	1 3	59 A	Virginia	0 3	126 N	UC Davis	3 2			
19 H	Louisville	0 3	47 A	Pittsburgh	2 3	70 H	Auburn	3 1	152 N	South Fla.	3 1			
24 H	North Carolina	1 3				73 H	Duke	3 0	154 H	North Carolina St.	3 0			
25 A	Florida St.	0 3				81 A	Virginia Tech	3 1	168 A	Boston College	3 1			
25 H	Florida St.	2 3				83 H	Coastal Caro.	2 3	168 H	Boston College	3 2			
									175 H	Wake Forest	3 2			
									207 H	Siena	3 0			
									209 A	Clemson	3 0			
									209 H	Clemson	1 3			
									211 A	Notre Dame	3 1			
									211 H	Notre Dame	3 0			
									219 A	Georgia	3 0			
									224 N	Ga. Southern	3 0			
									247 N	Mercer	3 0			
									269 H	UT Martin	3 0			
									306 H	Citadel	3 0			
<hr/>														
LAST 10 GAMES														
38 H Miami (FL)						1	3	209 H Clemson					1	3
25 H Florida St.						2	3	175 H Wake Forest					3	2
19 A Louisville						0	3	73 H Duke					3	0
211 A Notre Dame						3	1	168 A Boston College					3	1
59 A Virginia						0	3	57 A Syracuse					2	3

**Non-Div. I Games:**

Georgia Tech

Average RPI Win:		176	WON-LOST RECORD		WINNING PCT. RANK		LAST 10 GAMES		STRENGTH OF SCHEDULE		OPP. STRENGTH OF SCHEDULE		TEAM RPI		ADJ RPI		CONF. RPI		ADJ CONF. RPI				
DIV. I ONLY			16- 16		.5 160		2- 8		89		47		112		.53647 109		3		3				
DIV. I NON-CONF.			11- 1		.91667 12		0- 0		245		213		67		.57314 67		2		2				
TOTALS		RPI 1-25		RPI 26-50				W-L RECORDS		RPI 51-100				RPI 101-150				RPI 150+					
16- 16		0- 8		1- 5				OVERALL		0- 1				6- 0				9- 2					
7- 6		0- 4		1- 2				HOME		0- 0				2- 0				4- 0					
3- 10		0- 4		0- 3				AWAY		0- 1				1- 0				2- 2					
6- 0		0- 0		0- 0				NEUTRAL		0- 0				3- 0				3- 0					
11- 1		0- 0		0- 0				NON-CONFERENCE		0- 0				3- 0				8- 1					
3- 0		0- 0		0- 0				HOME		0- 0				0- 0				3- 0					
2- 1		0- 0		0- 0				AWAY		0- 0				0- 0				2- 1					
6- 0		0- 0		0- 0				NEUTRAL		0- 0				3- 0				3- 0					
5- 15		0- 8		1- 5				CONFERENCE		0- 1				3- 0				1- 1					
4- 6		0- 4		1- 2				HOME		0- 0				2- 0				1- 0					
1- 9		0- 4		0- 3				AWAY		0- 1				1- 0				0- 1					
0- 0		0- 0		0- 0				NEUTRAL		0- 0				0- 0				0- 0					
RPI	S	Opponent		Score		RPI	S	Opponent		Score		RPI	S	Opponent		Score							
3	A	Southern California		0	3	39	A	Arizona St.		1	3	64	A	Colorado		2	3	128	N	ETSU		3	0
3	H	Southern California		2	3	39	H	Arizona St.		3	0					129	H	Utah		3	0		
9	A	Washington		0	3	46	A	Arizona		1	3					141	N	UC Irvine		3	0		
9	H	Washington		2	3	46	H	Arizona		2	3					142	A	Oregon St.		3	1		
11	A	UCLA		0	3	48	A	Oregon		1	3					142	H	Oregon St.		3	1		
11	H	UCLA		1	3	48	H	Oregon		1	3					150	N	Seattle		3	0		
12	A	Stanford		0	3											167	A	Texas Tech		3	0		
12	H	Stanford		1	3											173	A	Idaho		3	0		
																176	A	California		0	3		
																176	H	California		3	0		
																192	H	Ball St.		3	0		
																198	H	Utah Valley		3	1		
																215	N	Portland St.		3	0		
																217	A	Radford		1	3		
																263	N	Elon		3	0		
																278	N	Northwestern St.		3	0		
																279	H	Morehead St.		3	0		
LAST 10 GAMES																							
		9 A Washington		0	3			176 H California		3	0												
		64 A Colorado		2	3			39 A Arizona St.		1	3												
		142 A Oregon St.		3	1			46 A Arizona		1	3												
		48 A Oregon		1	3			3 H Southern California		2	3												
		12 H Stanford		1	3			11 H UCLA		1	3												

Non-Div. I Games:

Washington St.

T  
u  
l  
s  
a

Tulsa				Through Games Of Through Nov. 28, 2015												
Average RPI Win:		169	WON-LOST RECORD	WINNING PCT. RANK	LAST 10 GAMES	STRENGTH OF SCHEDULE	OPP. STRENGTH OF SCHEDULE	TEAM RPI	ADJ RPI	CONF. RPI	ADJ CONF. RPI					
Average RPI Loss:		88														
DIV. I ONLY			15- 17	.46875 180	5- 5	46	100	109	.53643 110	9	9					
DIV. I NON-CONF.			5- 7	.41667 204	0- 0	26	83	93	.54919 95	11	11					
<hr/>																
TOTALS		RPI 1-25		RPI 26-50		W-L RECORDS		RPI 51-100		RPI 101-150		RPI 150+				
15- 17		0- 2		0- 4		OVERALL		2- 5		5- 4		8- 2				
5- 10		0- 1		0- 2		HOME		0- 3		1- 3		4- 1				
8- 5		0- 1		0- 1		AWAY		1- 2		4- 0		3- 1				
2- 2		0- 0		0- 1		NEUTRAL		1- 0		0- 1		1- 0				
<hr/>																
5- 7		0- 2		0- 2		NON-CONFERENCE		2- 1		0- 1		3- 1				
1- 4		0- 1		0- 1		HOME		0- 1		0- 0		1- 1				
2- 1		0- 1		0- 0		AWAY		1- 0		0- 0		1- 0				
2- 2		0- 0		0- 1		NEUTRAL		1- 0		0- 1		1- 0				
<hr/>																
10- 10		0- 0		0- 2		CONFERENCE		0- 4		5- 3		5- 1				
4- 6		0- 0		0- 1		HOME		0- 2		1- 3		3- 0				
6- 4		0- 0		0- 1		AWAY		0- 2		4- 0		2- 1				
0- 0		0- 0		0- 0		NEUTRAL		0- 0		0- 0		0- 0				
<hr/>																
RPI	S	Opponent	Score		RPI	S	Opponent	Score		RPI	S	Opponent	Score			
4	A	Nebraska	0	3	32	A	SMU	1	3	72	A	Temple	0	3		
16	H	Arkansas St.	0	3	32	H	SMU	0	3	72	H	Temple	1	3		
					40	H	Southern Ill.	1	3	85	A	Cincinnati	2	3		
					47	N	Pittsburgh	0	3	85	H	Cincinnati	2	3		
										86	N	Col. of Charleston	3	2		
										88	H	North Texas	0	3		
										90	A	Alabama	3	2		
												111	N	Southern Miss.	1	3
												122	A	UCF	3	1
												122	H	UCF	1	3
												127	A	Memphis	3	1
												127	H	Memphis	0	3
												138	A	UConn	3	1
												138	H	UConn	3	2
												147	A	Houston	3	2
												147	H	Houston	0	3
												152	A	South Fla.	3	1
												152	H	South Fla.	3	0
												171	H	Stephen F. Austin	2	3
												181	H	Houston Baptist	3	1
												182	A	Oral Roberts	3	0
												237	A	Tulane	2	3
												237	H	Tulane	3	2
												254	A	East Carolina	3	0
												254	H	East Carolina	3	2
												276	N	Grand Canyon	3	1
<hr/>																
					LAST 10 GAMES											
					152 H South Fla.		3 0		147 H Houston					0 3		
					122 H UCF		1 3		127 A Memphis					3 1		
					138 A UConn		3 1		85 A Cincinnati					2 3		
					72 A Temple		0 3		254 A East Carolina					3 0		
					237 H Tulane		3 2		32 H SMU					0 3		

T  
u  
l  
s  
a

Non-Div. I Games:

Tulsa

Average RPI Win:	213	WON-LOST	WINNING	LAST 10	STRENGTH OF	OPP. STRENGTH	TEAM	ADJ	CONF.	ADJ CONF.	
Average RPI Loss:	101	RECORD	PCT. RANK	GAMES	SCHEDULE	OF SCHEDULE	RPI	RPI	RPI	RPI	
DIV. I ONLY	24- 11	.68571	69	5- 5	208	171	110	.53633	111	11	11
DIV. I NON-CONF.	13- 4	.76471	56	0- 0	234	227	115	.53688	115	12	12
<hr/>											
TOTALS	RPI 1-25	RPI 26-50		W-L RECORDS		RPI 51-100		RPI 101-150		RPI 150+	
24- 11	0- 1	0- 0		OVERALL		3- 7		1- 2		20- 1	
12- 2	0- 0	0- 0		HOME		0- 2		0- 0		12- 0	
6- 7	0- 1	0- 0		AWAY		1- 5		0- 1		5- 0	
6- 2	0- 0	0- 0		NEUTRAL		2- 0		1- 1		3- 1	
<hr/>											
13- 4	0- 0	0- 0		NON-CONFERENCE		2- 1		1- 2		10- 1	
6- 0	0- 0	0- 0		HOME		0- 0		0- 0		6- 0	
2- 2	0- 0	0- 0		AWAY		1- 1		0- 1		1- 0	
5- 2	0- 0	0- 0		NEUTRAL		1- 0		1- 1		3- 1	
<hr/>											
11- 7	0- 1	0- 0		CONFERENCE		1- 6		0- 0		10- 0	
6- 2	0- 0	0- 0		HOME		0- 2		0- 0		6- 0	
4- 5	0- 1	0- 0		AWAY		0- 4		0- 0		4- 0	
1- 0	0- 0	0- 0		NEUTRAL		1- 0		0- 0		0- 0	
<hr/>											
RPI S	Opponent	Score	RPI S	Opponent	Score	RPI S	Opponent	Score	RPI S	Opponent	Score
13 A	Western Ky.	1 <span>3</span>				63 A	UTSA	0 <span>3</span>	110 N	Tulsa	3 1
						63 H	UTSA	2 <span>3</span>	127 A	Memphis	1 <span>3</span>
						74 A	Rice	0 <span>3</span>	131 N	Mississippi St.	2 <span>3</span>
						74 N	Rice	3 1	155 H	FIU	3 2
						86 N	Col. of Charleston	3 0	158 A	Marshall	3 0
						88 A	North Texas	0 <span>3</span>	162 H	South Ala.	3 2
						90 A	Alabama	3 2	169 N	Belmont	3 1
						93 A	Fla. Atlantic	1 <span>3</span>	196 H	UTEP	3 2
						93 H	Fla. Atlantic	1 <span>3</span>	208 A	Charlotte	3 2
						95 A	Ole Miss	0 <span>3</span>	208 H	Charlotte	3 2
									233 N	Buffalo	3 2
									234 H	Middle Tenn.	3 0
									245 A	Louisiana Tech	3 1
									245 H	Louisiana Tech	3 2
									247 H	Mercer	3 2
									250 H	Southeastern La.	3 1
									251 H	New Orleans	3 0
									273 N	Austin Peay	2 <span>3</span>
									278 N	Northwestern St.	3 0
									287 H	Nicholls St.	3 0
									291 A	UAB	3 1
									291 H	UAB	3 0
									310 A	Jackson St.	3 0
									325 H	Southern U.	3 0
<hr/>											
			LAST 10 GAMES								
						63 A	UTSA	0 <span>3</span>	88 A	North Texas	0 <span>3</span>
						74 N	Rice	3 1	74 A	Rice	0 <span>3</span>
						63 H	UTSA	2 <span>3</span>	291 H	UAB	3 0
						208 H	Charlotte	3 2	196 H	UTEP	3 2
						158 A	Marshall	3 0	93 A	Fla. Atlantic	1 <span>3</span>

Non-Div. I Games:

Southern Miss.

Average RPI Win:		190	WON-LOST RECORD		WINNING PCT. RANK		LAST 10 GAMES		STRENGTH OF SCHEDULE		OPP. STRENGTH OF SCHEDULE		TEAM RPI		ADJ RPI		CONF. RPI		ADJ CONF. RPI					
DIV. I ONLY			21- 12		.63636		90		3- 7		193		80		111		.5359		112		5		5	
DIV. I NON-CONF.			14- 1		.93333		7		0- 0		257		231		73		.56803		75		4		4	
TOTALS		RPI 1-25		RPI 26-50				W-L RECORDS				RPI 51-100				RPI 101-150				RPI 150+				
21- 12		0- 5		0- 0				OVERALL				4- 4				5- 1				12- 2				
10- 4		0- 3		0- 0				HOME				2- 1				3- 0				5- 0				
4- 8		0- 2		0- 0				AWAY				2- 3				1- 1				1- 2				
7- 0		0- 0		0- 0				NEUTRAL				0- 0				1- 0				6- 0				
14- 1		0- 0		0- 0				NON-CONFERENCE				2- 0				3- 0				9- 1				
5- 0		0- 0		0- 0				HOME				0- 0				2- 0				3- 0				
2- 1		0- 0		0- 0				AWAY				2- 0				0- 0				0- 1				
7- 0		0- 0		0- 0				NEUTRAL				0- 0				1- 0				6- 0				
7- 11		0- 5		0- 0				CONFERENCE				2- 4				2- 1				3- 1				
5- 4		0- 3		0- 0				HOME				2- 1				1- 0				2- 0				
2- 7		0- 2		0- 0				AWAY				0- 3				1- 1				1- 1				
0- 0		0- 0		0- 0				NEUTRAL				0- 0				0- 0				0- 0				
RPI	S	Opponent		Score		RPI	S	Opponent		Score		RPI	S	Opponent		Score		RPI	S	Opponent		Score		
6	H	Texas A&M		0	3							60	H	Arkansas		3	1	119	H	UNCG		3	0	
7	A	Florida		0	3							70	A	Auburn		1	3	131	A	Mississippi St.		3	2	
7	H	Florida		0	3							70	H	Auburn		0	3	132	A	LSU		1	3	
18	A	Missouri		1	3							82	A	Towson		3	2	132	H	LSU		3	0	
21	H	Kentucky		0	3							86	A	Col. of Charleston		3	1	133	N	Jacksonville		3	1	
												90	A	Alabama		1	3	140	H	North Florida		3	1	
												90	H	Alabama		3	1	153	A	South Carolina		0	3	
												95	A	Ole Miss		1	3	153	H	South Carolina		3	2	
																		154	A	North Carolina St.		0	3	
																		193	N	Campbell		3	0	
																		213	N	Wofford		3	1	
																		219	A	Georgia		3	0	
																		219	H	Georgia		3	0	
																		239	H	Eastern Ky.		3	0	
																		262	H	Evansville		3	1	
																		271	H	Tennessee Tech		3	1	
																		286	N	Coppin St.		3	0	
																		317	N	Saint Francis (PA)		3	0	
																		322	N	Delaware St.		3	0	
																		323	N	Hampton		3	0	
LAST 10 GAMES																								
219 H Georgia						3	0	90 A Alabama						1	3									
70 H Auburn						0	3	6 H Texas A&M						0	3									
7 A Florida						0	3	132 H LSU						3	0									
153 A South Carolina						0	3	131 A Mississippi St.						3	2									
21 H Kentucky						0	3	95 A Ole Miss						1	3									

**Non-Div. I Games:**

Tennessee

Average RPI Win:	200	WON-LOST	WINNING	LAST 10	STRENGTH OF	OPP. STRENGTH	TEAM	ADJ	CONF.	ADJ CONF.	
Average RPI Loss:	76	RECORD	PCT. RANK	GAMES	SCHEDULE	OF SCHEDULE	RPI	RPI	RPI	RPI	
DIV. I ONLY	20- 12	.625	92	3- 7	180	103	117	.53499	113	7	7
DIV. I NON-CONF.	11- 2	.84615	28	0- 0	276	200	111	.53845	113	8	8
<hr/>											
TOTALS	RPI 1-25	RPI 26-50		W-L RECORDS		RPI 51-100		RPI 101-150		RPI 150+	
20- 12	0- 0	2- 7		OVERALL		1- 2		5- 1		12- 2	
5- 7	0- 0	0- 4		HOME		1- 1		2- 0		2- 2	
8- 5	0- 0	2- 3		AWAY		0- 1		1- 1		5- 0	
7- 0	0- 0	0- 0		NEUTRAL		0- 0		2- 0		5- 0	
<hr/>											
11- 2	0- 0	0- 0		NON-CONFERENCE		0- 1		4- 0		7- 1	
1- 2	0- 0	0- 0		HOME		0- 1		1- 0		0- 1	
3- 0	0- 0	0- 0		AWAY		0- 0		1- 0		2- 0	
7- 0	0- 0	0- 0		NEUTRAL		0- 0		2- 0		5- 0	
<hr/>											
9- 10	0- 0	2- 7		CONFERENCE		1- 1		1- 1		5- 1	
4- 5	0- 0	0- 4		HOME		1- 0		1- 0		2- 1	
5- 5	0- 0	2- 3		AWAY		0- 1		0- 1		3- 0	
0- 0	0- 0	0- 0		NEUTRAL		0- 0		0- 0		0- 0	
<hr/>											
RPI S	Opponent	Score	RPI S	Opponent	Score	RPI S	Opponent	Score	RPI S	Opponent	Score
			28 A	Wichita St.	2 3	55 H	Northwestern	0 3	101 N	Kennesaw St.	3 0
			28 H	Wichita St.	2 3	69 A	Illinois St.	1 3	123 A	Valparaiso	3 0
			34 A	Missouri St.	3 1	69 H	Illinois St.	3 0	137 N	Seton Hall	3 1
			34 A	Missouri St.	0 3				143 H	New Hampshire	3 1
			34 H	Missouri St.	2 3				149 A	Indiana St.	2 3
			40 A	Southern Ill.	3 1				149 H	Indiana St.	3 1
			40 H	Southern Ill.	2 3				175 H	Wake Forest	0 3
			45 A	UNI	1 3				206 A	Drake	3 1
			45 H	UNI	0 3				206 H	Drake	1 3
									231 N	Wright St.	3 0
									258 A	Bowling Green	3 1
									262 A	Evansville	3 0
									262 H	Evansville	3 1
									263 N	Elon	3 1
									267 N	Binghamton	3 0
									275 A	Bradley	3 0
									275 H	Bradley	3 0
									280 N	IPFW	3 0
									285 A	Cornell	3 0
									331 N	Savannah St.	3 0
			LAST 10 GAMES								
			34 A	Missouri St.	0 3	69 A	Illinois St.	1 3			
			45 A	UNI	1 3	149 A	Indiana St.	2 3			
			206 A	Drake	3 1	262 H	Evansville	3 1			
			34 H	Missouri St.	2 3	40 H	Southern Ill.	2 3			
			28 H	Wichita St.	2 3	275 H	Bradley	3 0			

Non-Div. I Games:

Loyola Chicago

Average RPI Win:		195	WON-LOST	WINNING	LAST 10	STRENGTH OF		OPP. STRENGTH	TEAM	ADJ	CONF.	ADJ CONF.
Average RPI Loss:		82	RECORD	PCT. RANK	GAMES	SCHEDULE		OF SCHEDULE	RPI	RPI	RPI	RPI
DIV. I ONLY		14- 14	.5	160	6- 4	67		121	113	.53487	114	15
DIV. I NON-CONF.		4- 6	.4	216	0- 0	119		73	175	.4929	175	14
TOTALS		RPI 1-25	RPI 26-50		W-L RECORDS	RPI 51-100		RPI 101-150		RPI 150+		
14- 14	0- 4	0- 0		OVERALL		2- 4		3- 4		9- 2		
6- 2	0- 1	0- 0		HOME		1- 0		1- 0		4- 1		
3- 8	0- 2	0- 0		AWAY		0- 2		0- 3		3- 1		
5- 4	0- 1	0- 0		NEUTRAL		1- 2		2- 1		2- 0		
4- 6	0- 1	0- 0		NON-CONFERENCE		1- 3		1- 2		2- 0		
0- 0	0- 0	0- 0		HOME		0- 0		0- 0		0- 0		
0- 3	0- 1	0- 0		AWAY		0- 1		0- 1		0- 0		
4- 3	0- 0	0- 0		NEUTRAL		1- 2		1- 1		2- 0		
10- 8	0- 3	0- 0		CONFERENCE		1- 1		2- 2		7- 2		
6- 2	0- 1	0- 0		HOME		1- 0		1- 0		4- 1		
3- 5	0- 1	0- 0		AWAY		0- 1		0- 2		3- 1		
1- 1	0- 1	0- 0		NEUTRAL		0- 0		1- 0		0- 0		
RPI S	Opponent	Score	RPI S	Opponent	Score	RPI S	Opponent	Score	RPI S	Opponent	Score	
16 A	Arkansas St.	1 3				54 N	Michigan St.	0 3	103 A	Texas St.	1 3	
16 H	Arkansas St.	2 3				68 A	Oklahoma	0 3	115 N	IUPUI	1 3	
16 N	Arkansas St.	0 3				70 N	Auburn	1 3	120 A	Texas-Arlington	1 3	
21 A	Kentucky	0 3				79 A	Appalachian St.	1 3	120 H	Texas-Arlington	3 2	
						79 H	Appalachian St.	3 1	120 N	Texas-Arlington	3 0	
						88 N	North Texas	3 0	127 A	Memphis	2 3	
									135 N	Central Ark.	3 1	
									162 A	South Ala.	3 0	
									162 H	South Ala.	2 3	
									174 A	Troy	0 3	
									174 H	Troy	3 0	
									224 A	Ga. Southern	3 0	
									224 H	Ga. Southern	3 1	
									249 H	La.-Monroe	3 0	
									268 A	Georgia St.	3 1	
									271 N	Tennessee Tech	3 0	
									292 H	La.-Lafayette	3 0	
									326 N	Ark.-Pine Bluff	3 0	
			LAST 10 GAMES									
			16 N	Arkansas St.	0 3	224 H	Ga. Southern	3 1				
			120 N	Texas-Arlington	3 0	16 A	Arkansas St.	1 3				
			79 H	Appalachian St.	3 1	249 H	La.-Monroe	3 0				
			174 A	Troy	0 3	292 H	La.-Lafayette	3 0				
			162 A	South Ala.	3 0	162 H	South Ala.	2 3				

Non-Div. I Games:

Little Rock

Average RPI Win: 199		WON-LOST RECORD	WINNING PCT. RANK		LAST 10 GAMES		STRENGTH OF SCHEDULE		OPP. STRENGTH OF SCHEDULE		TEAM RPI		ADJ RPI		CONF. RPI		ADJ CONF. RPI				
Average RPI Loss: 112																					
DIV. I ONLY		21- 10	.67742	72	7- 3		225		141		115		.5346		115		22		22		
DIV. I NON-CONF.		9- 5	.64286	113	0- 0		140		53		97		.54875		96		21		21		
TOTALS		RPI 1-25		RPI 26-50		W-L RECORDS		RPI 51-100		RPI 101-150		RPI 150+									
21- 10		0- 1		1- 1		OVERALL		1- 3		4- 1		15- 4									
11- 1		0- 0		0- 0		HOME		1- 0		1- 0		9- 1									
5- 7		0- 1		0- 1		AWAY		0- 2		1- 1		4- 2									
5- 2		0- 0		1- 0		NEUTRAL		0- 1		2- 0		2- 1									
9- 5		0- 1		1- 1		NON-CONFERENCE		0- 2		3- 0		5- 1									
3- 1		0- 0		0- 0		HOME		0- 0		0- 0		3- 1									
1- 3		0- 1		0- 1		AWAY		0- 1		1- 0		0- 0									
5- 1		0- 0		1- 0		NEUTRAL		0- 1		2- 0		2- 0									
12- 5		0- 0		0- 0		CONFERENCE		1- 1		1- 1		10- 3									
8- 0		0- 0		0- 0		HOME		1- 0		1- 0		6- 0									
4- 4		0- 0		0- 0		AWAY		0- 1		0- 1		4- 2									
0- 1		0- 0		0- 0		NEUTRAL		0- 0		0- 0		0- 1									
RPI	S	Opponent		Score		RPI	S	Opponent		Score		RPI	S	Opponent		Score					
21	A	Kentucky		0 3		28	N	Wichita St.		3 1		54	N	Michigan St.		0 3		114	N	Little Rock	3 1
						36	A	Marquette		1 3		69	A	Illinois St.		0 3		124	A	North Dakota St.	0 3
												87	A	Denver		0 3		124	H	North Dakota St.	3 1
												87	H	Denver		3 2		134	N	Albany (NY)	3 1
																		149	A	Indiana St.	3 2
																		163	A	Omaha	3 0
																		163	H	Omaha	3 1
																		163	N	Omaha	2 3
																		182	A	Oral Roberts	1 3
																		182	H	Oral Roberts	3 2
																		187	A	South Dakota	1 3
																		187	H	South Dakota	3 2
																		192	H	Ball St.	3 0
																		195	H	Eastern Mich.	0 3
																		201	H	West Virginia	3 2
																		208	H	Charlotte	3 1
																		226	N	Youngstown St.	3 0
																		277	A	South Dakota St.	3 0
																		277	H	South Dakota St.	3 0
																		280	A	IPFW	3 2
																		280	H	IPFW	3 0
																		290	N	Toledo	3 0
																		313	A	Western Ill.	3 0
																		313	H	Western Ill.	3 1
LAST 10 GAMES																					
						163	N	Omaha		2 3		182	H	Oral Roberts		3 2					
						163	H	Omaha		3 1		277	A	South Dakota St.		3 0					
						187	H	South Dakota		3 2		280	A	IPFW		3 2					
						124	A	North Dakota St.		0 3		313	H	Western Ill.		3 1					
						87	A	Denver		0 3		163	A	Omaha		3 0					

Non-Div. I Games:

IUPUI



Average RPI Win:		186	WON-LOST RECORD		WINNING PCT. RANK		LAST 10 GAMES		STRENGTH OF SCHEDULE		OPP. STRENGTH OF SCHEDULE		TEAM RPI		ADJ RPI		CONF. RPI		ADJ CONF. RPI	
DIV. I ONLY			17- 14		.54839 137		2- 8		114		64		114		.5335 116		4		4	
DIV. I NON-CONF.			13- 0		1 1		0- 0		261		177		49		.58839 52		5		5	
TOTALS		RPI 1-25		RPI 26-50		W-L RECORDS		RPI 51-100		RPI 101-150		RPI 150+								
17- 14		0- 2		0- 6		OVERALL		2- 5		5- 1		10- 0								
9- 6		0- 1		0- 3		HOME		2- 2		4- 0		3- 0								
3- 8		0- 1		0- 3		AWAY		0- 3		1- 1		2- 0								
5- 0		0- 0		0- 0		NEUTRAL		0- 0		0- 0		5- 0								
13- 0		0- 0		0- 0		NON-CONFERENCE		1- 0		4- 0		8- 0								
6- 0		0- 0		0- 0		HOME		1- 0		3- 0		2- 0								
2- 0		0- 0		0- 0		AWAY		0- 0		1- 0		1- 0								
5- 0		0- 0		0- 0		NEUTRAL		0- 0		0- 0		5- 0								
4- 14		0- 2		0- 6		CONFERENCE		1- 5		1- 1		2- 0								
3- 6		0- 1		0- 3		HOME		1- 2		1- 0		1- 0								
1- 8		0- 1		0- 3		AWAY		0- 3		0- 1		1- 0								
0- 0		0- 0		0- 0		NEUTRAL		0- 0		0- 0		0- 0								
RPI S	Opponent	Score		RPI S	Opponent	Score		RPI S	Opponent	Score		RPI S	Opponent	Score						
14 A	BYU	0 3		27 A	Loyola Marymount	0 3		66 A	Pacific	2 3		118 A	Portland	2 3						
14 H	BYU	1 3		27 H	Loyola Marymount	0 3		66 H	Pacific	0 3		118 H	Portland	3 0						
				30 A	San Diego	0 3		80 A	Pepperdine	1 3		124 H	North Dakota St.	3 1						
				30 H	San Diego	0 3		80 H	Pepperdine	1 3		125 A	St. John's (NY)	3 0						
				37 A	Santa Clara	0 3		87 H	Denver	3 1		130 H	CSU Bakersfield	3 1						
				37 H	Santa Clara	0 3		89 A	Gonzaga	0 3		145 H	San Diego St.	3 0						
								89 H	Gonzaga	3 2		165 H	Yale	3 0						
												183 N	Southern Utah	3 1						
												190 A	St. Mary's (CA)	3 1						
												190 H	St. Mary's (CA)	3 0						
												225 N	George Mason	3 0						
												234 N	Middle Tenn.	3 0						
												261 A	Utah St.	3 0						
												285 N	Cornell	3 1						
												302 N	Central Conn. St.	3 0						
												303 H	Cal St. Fullerton	3 0						
				LAST 10 GAMES																
				190 A	St. Mary's (CA)	3 1		37 A	Santa Clara	0 3										
				14 A	BYU	0 3		89 A	Gonzaga	0 3										
				30 A	San Diego	0 3		118 A	Portland	2 3										
				27 H	Loyola Marymount	0 3		66 H	Pacific	0 3										
				80 H	Pepperdine	1 3		190 H	St. Mary's (CA)	3 0										

Non-Div. I Games:

San Francisco

Average RPI Win:		212	WON-LOST RECORD		WINNING PCT. RANK		LAST 10 GAMES		STRENGTH OF SCHEDULE		OPP. STRENGTH OF SCHEDULE		TEAM RPI		ADJ RPI		CONF. RPI		ADJ CONF. RPI	
Average RPI Loss:		86																		
DIV. I ONLY			21- 10		.67742 72		7- 3		238		128		118		.53339 117		20		20	
DIV. I NON-CONF.			8- 5		.61538 125		0- 0		188		72		128		.52572 128		15		16	
TOTALS			RPI 1-25		RPI 26-50		W-L RECORDS		RPI 51-100		RPI 101-150		RPI 150+							
21- 10			0- 2		0- 1		OVERALL		3- 5		1- 0		17- 2							
11- 1			0- 0		0- 0		HOME		1- 1		0- 0		10- 0							
6- 5			0- 0		0- 1		AWAY		2- 2		0- 0		4- 2							
4- 4			0- 2		0- 0		NEUTRAL		0- 2		1- 0		3- 0							
8- 5			0- 2		0- 1		NON-CONFERENCE		1- 1		1- 0		6- 1							
4- 0			0- 0		0- 0		HOME		0- 0		0- 0		4- 0							
1- 2			0- 0		0- 1		AWAY		1- 0		0- 0		0- 1							
3- 3			0- 2		0- 0		NEUTRAL		0- 1		1- 0		2- 0							
13- 5			0- 0		0- 0		CONFERENCE		2- 4		0- 0		11- 1							
7- 1			0- 0		0- 0		HOME		1- 1		0- 0		6- 0							
5- 3			0- 0		0- 0		AWAY		1- 2		0- 0		4- 1							
1- 1			0- 0		0- 0		NEUTRAL		0- 1		0- 0		1- 0							
RPI	S	Opponent	Score		RPI	S	Opponent	Score		RPI	S	Opponent	Score		RPI	S	Opponent	Score		
15	N	Creighton	2	3	29	A	Illinois	0	3	52	A	Ohio	1	3	148	N	Butler	3	2	
19	N	Louisville	1	3						52	H	Ohio	3	0	161	H	Western Mich.	3	2	
										54	A	Michigan St.	3	0	161	N	Western Mich.	3	1	
										81	N	Virginia Tech	1	3	170	H	Green Bay	3	0	
										94	A	Northern Ill.	0	3	185	A	Nevada	0	3	
										94	N	Northern Ill.	1	3	188	H	Northern Ky.	3	0	
										97	A	Kent St.	3	2	192	A	Ball St.	0	3	
										97	H	Kent St.	0	3	195	H	Eastern Mich.	3	1	
															231	H	Wright St.	3	0	
															233	A	Buffalo	3	0	
															233	H	Buffalo	3	0	
															258	A	Bowling Green	3	1	
															258	H	Bowling Green	3	0	
															259	H	Central Mich.	3	2	
															274	N	Weber St.	3	1	
															280	H	IPFW	3	0	
															290	A	Toledo	3	1	
															298	A	Akron	3	0	
															298	H	Akron	3	0	
															304	N	Montana St.	3	2	
LAST 10 GAMES																				
					94	N	Northern Ill.	1	3	298	A	Akron	3	0						
					161	N	Western Mich.	3	1	97	H	Kent St.	0	3						
					161	H	Western Mich.	3	2	52	H	Ohio	3	0						
					258	A	Bowling Green	3	1	290	A	Toledo	3	1						
					233	A	Buffalo	3	0	192	A	Ball St.	0	3						

**Non-Div. I Games:**

Miami (OH)

Average RPI Win: 169		WON-LOST RECORD		WINNING PCT. RANK		LAST 10 GAMES		STRENGTH OF SCHEDULE		OPP. STRENGTH OF SCHEDULE		TEAM RPI		ADJ RPI		CONF. RPI		ADJ CONF. RPI	
DIV. I ONLY		16- 15		.51613 154		5- 5		99		73		120		.53336 118		4		4	
DIV. I NON-CONF.		10- 3		.76923 48		0- 1		247		208		117		.53528 117		5		5	
TOTALS		RPI 1-25		RPI 26-50		W-L RECORDS		RPI 51-100		RPI 101-150		RPI 150+							
16- 15		0- 2		2- 4		OVERALL		1- 5		3- 2		10- 2							
10- 5		0- 1		2- 1		HOME		0- 3		2- 0		6- 0							
4- 8		0- 1		0- 3		AWAY		1- 2		0- 2		3- 0							
2- 2		0- 0		0- 0		NEUTRAL		0- 0		1- 0		1- 2							
10- 3		0- 0		0- 0		NON-CONFERENCE		0- 0		2- 1		8- 2							
6- 0		0- 0		0- 0		HOME		0- 0		1- 0		5- 0							
2- 1		0- 0		0- 0		AWAY		0- 0		0- 1		2- 0							
2- 2		0- 0		0- 0		NEUTRAL		0- 0		1- 0		1- 2							
6- 12		0- 2		2- 4		CONFERENCE		1- 5		1- 1		2- 0							
4- 5		0- 1		2- 1		HOME		0- 3		1- 0		1- 0							
2- 7		0- 1		0- 3		AWAY		1- 2		0- 1		1- 0							
0- 0		0- 0		0- 0		NEUTRAL		0- 0		0- 0		0- 0							
RPI	S	Opponent		Score		RPI	S	Opponent		Score		RPI	S	Opponent		Score			
14	A	BYU		0 3		27	A	Loyola Marymount		0 3		66	A	Pacific		0 3			
14	H	BYU		1 3		27	H	Loyola Marymount		0 3		66	H	Pacific		1 3			
						30	A	San Diego		0 3		80	A	Pepperdine		3 2			
						30	H	San Diego		3 0		80	H	Pepperdine		1 3			
						37	A	Santa Clara		2 3		89	A	Gonzaga		0 3			
						37	H	Santa Clara		3 2		89	H	Gonzaga		0 3			

Non-Div. I Games:

Portland

Average RPI Win: 234		WON-LOST RECORD	WINNING PCT. RANK	LAST 10 GAMES	STRENGTH OF SCHEDULE	OPP. STRENGTH OF SCHEDULE	TEAM RPI	ADJ RPI	CONF. RPI	ADJ CONF. RPI					
Average RPI Loss: 109															
DIV. I ONLY		22- 11	.66667	79	7- 3	172	254	116	.53289	119	18	19			
DIV. I NON-CONF.		10- 5	.66667	99	0- 0	236	290	153	.50533	154	22	22			
<hr/>															
TOTALS		RPI 1-25		RPI 26-50		W-L RECORDS		RPI 51-100		RPI 101-150		RPI 150+			
22- 11		0- 0		0- 1		OVERALL		2- 4		2- 4		18- 2			
10- 1		0- 0		0- 0		HOME		2- 0		1- 1		7- 0			
6- 7		0- 0		0- 1		AWAY		0- 2		0- 3		6- 1			
6- 3		0- 0		0- 0		NEUTRAL		0- 2		1- 0		5- 1			
10- 5		0- 0		0- 1		NON-CONFERENCE		0- 1		1- 1		9- 2			
3- 0		0- 0		0- 0		HOME		0- 0		0- 0		3- 0			
2- 3		0- 0		0- 1		AWAY		0- 0		0- 1		2- 1			
5- 2		0- 0		0- 0		NEUTRAL		0- 1		1- 0		4- 1			
12- 6		0- 0		0- 0		CONFERENCE		2- 3		1- 3		9- 0			
7- 1		0- 0		0- 0		HOME		2- 0		1- 1		4- 0			
4- 4		0- 0		0- 0		AWAY		0- 2		0- 2		4- 0			
1- 1		0- 0		0- 0		NEUTRAL		0- 1		0- 0		1- 0			
RPI	S	Opponent	Score	RPI	S	Opponent	Score	RPI	S	Opponent	Score				
				42	A	Baylor	0 3	74	N	Rice	0 3	112	A	Tennessee	0 3
								78	A	Chattanooga	1 3	128	A	ETSU	0 3
								78	H	Chattanooga	3 2	128	H	ETSU	0 3
								84	A	Furman	1 3	136	A	Samford	0 3
								84	H	Furman	3 0	136	H	Samford	3 0
								84	N	Furman	0 3	140	N	North Florida	3 0
												166	A	Liberty	0 3
												171	N	Stephen F. Austin	0 3
												180	H	High Point	3 1
												213	A	Wofford	3 1
												213	H	Wofford	3 1
												213	N	Wofford	3 1
												218	A	Western Caro.	3 1
												218	H	Western Caro.	3 0
												239	N	Eastern Ky.	3 2
												247	A	Mercer	3 2
												247	H	Mercer	3 0
												263	A	Elon	3 1
												271	N	Tennessee Tech	3 2
												293	H	Alabama St.	3 0
												306	A	Citadel	3 0
												306	H	Citadel	3 0
												315	N	Fairleigh Dickinson	3 0
												319	H	Norfolk St.	3 0
												320	A	N.C. A&T	3 0
												323	N	Hampton	3 0

Non-Div. I Games:

UNCG



Average RPI Win:		247	WON-LOST RECORD		WINNING PCT. RANK		LAST 10 GAMES		STRENGTH OF SCHEDULE		OPP. STRENGTH OF SCHEDULE		TEAM RPI		ADJ RPI		CONF. RPI		ADJ CONF. RPI				
DIV. I ONLY			21- 10		.67742 72		6- 4		202		248		121		.52966 121		25		25				
DIV. I NON-CONF.			8- 5		.61538 125		0- 0		190		175		139		.51744 140		25		26				
TOTALS		RPI 1-25		RPI 26-50				W-L RECORDS				RPI 51-100				RPI 101-150				RPI 150+			
21- 10		0- 1		0- 0				OVERALL				0- 4				1- 1				20- 4			
10- 2		0- 0		0- 0				HOME				0- 1				0- 0				10- 1			
6- 5		0- 0		0- 0				AWAY				0- 3				0- 0				6- 2			
5- 3		0- 1		0- 0				NEUTRAL				0- 0				1- 1				4- 1			
8- 5		0- 1		0- 0				NON-CONFERENCE				0- 1				1- 1				7- 2			
3- 1		0- 0		0- 0				HOME				0- 0				0- 0				3- 1			
1- 1		0- 0		0- 0				AWAY				0- 1				0- 0				1- 0			
4- 3		0- 1		0- 0				NEUTRAL				0- 0				1- 1				3- 1			
13- 5		0- 0		0- 0				CONFERENCE				0- 3				0- 0				13- 2			
7- 1		0- 0		0- 0				HOME				0- 1				0- 0				7- 0			
5- 4		0- 0		0- 0				AWAY				0- 2				0- 0				5- 2			
1- 0		0- 0		0- 0				NEUTRAL				0- 0				0- 0				1- 0			
RPI	S	Opponent		Score		RPI	S	Opponent		Score		RPI	S	Opponent		Score		RPI	S	Opponent		Score	
8	N	Kansas		0 3								60	A	Arkansas		1 3		102	N	Rhode Island		1 3	
												77	A	American		0 3		144	N	Harvard		3 2	
												77	A	American		0 3		156	A	Lehigh		2 3	
												77	H	American		1 3		156	H	Lehigh		3 0	
																		156	N	Lehigh		3 0	
																		176	N	California		1 3	
																		184	H	Marist		1 3	
																		191	N	McNeese St.		3 1	
																		199	A	Colgate		3 1	
																		199	H	Colgate		3 1	
																		205	N	Air Force		3 2	
																		232	A	Bucknell		1 3	
																		232	H	Bucknell		3 0	
																		238	A	Stony Brook		3 1	
																		246	H	William & Mary		3 2	
																		264	A	Navy		3 0	
																		264	H	Navy		3 2	
																		266	N	Columbia		3 0	
																		285	H	Cornell		3 0	
																		296	H	Iona		3 0	
																		300	A	Lafayette		3 0	
																		300	H	Lafayette		3 0	
																		308	A	Loyola Maryland		3 0	
																		308	H	Loyola Maryland		3 0	
																		311	A	Holy Cross		3 1	
																		311	H	Holy Cross		3 0	
LAST 10 GAMES																							

Non-Div. I Games:

Army West Point

Average RPI Win:		161	WON-LOST RECORD		WINNING PCT. RANK		LAST 10 GAMES		STRENGTH OF SCHEDULE		OPP. STRENGTH OF SCHEDULE		TEAM RPI		ADJ RPI		CONF. RPI		ADJ CONF. RPI				
Average RPI Loss:		105																					
DIV. I ONLY			15- 17		.46875 180		4- 6		69		115		123		.52893 122		9		9				
DIV. I NON-CONF.			6- 6		.5 162		0- 0		45		115		94		.54999 94		11		11				
TOTALS		RPI 1-25		RPI 26-50		W-L RECORDS		RPI 51-100		RPI 101-150		RPI 150+											
15- 17		0- 1		1- 3		OVERALL		0- 4		5- 7		9- 2											
5- 8		0- 0		1- 1		HOME		0- 2		1- 3		3- 2											
8- 6		0- 1		0- 2		AWAY		0- 2		3- 1		5- 0											
2- 3		0- 0		0- 0		NEUTRAL		0- 0		1- 3		1- 0											
6- 6		0- 1		1- 1		NON-CONFERENCE		0- 0		1- 3		4- 1											
2- 1		0- 0		1- 0		HOME		0- 0		0- 0		1- 1											
2- 2		0- 1		0- 1		AWAY		0- 0		0- 0		2- 0											
2- 3		0- 0		0- 0		NEUTRAL		0- 0		1- 3		1- 0											
9- 11		0- 0		0- 2		CONFERENCE		0- 4		4- 4		5- 1											
3- 7		0- 0		0- 1		HOME		0- 2		1- 3		2- 1											
6- 4		0- 0		0- 1		AWAY		0- 2		3- 1		3- 0											
0- 0		0- 0		0- 0		NEUTRAL		0- 0		0- 0		0- 0											
RPI	S	Opponent		Score		RPI	S	Opponent		Score		RPI	S	Opponent		Score							
2	A	Minnesota		0 3		32	A	SMU		0 3		72	A	Temple		0 3		110	A	Tulsa		3 1	
						32	H	SMU		2 3		72	H	Temple		0 3		110	H	Tulsa		1 3	
						38	A	Miami (FL)		1 3		85	A	Cincinnati		1 3		124	N	North Dakota St.		1 3	
						40	H	Southern Ill.		3 2		85	H	Cincinnati		0 3		127	A	Memphis		3 0	
																		127	H	Memphis		0 3	
																		138	A	UConn		2 3	
																		138	H	UConn		3 0	
																		139	N	North Dakota		3 1	
																		141	N	UC Irvine		2 3	
																		147	A	Houston		3 0	
																		147	H	Houston		2 3	
																		150	N	Seattle		1 3	
																		151	H	Northern Colo.		3 0	
																		152	A	South Fla.		3 1	
																		152	H	South Fla.		3 1	
																		155	A	FIU		3 0	
																		163	A	Omaha		3 0	
																		179	H	Delaware		2 3	
																		206	N	Drake		3 0	
																		237	A	Tulane		3 0	
																		237	H	Tulane		3 2	
																		254	A	East Carolina		3 0	
																		254	H	East Carolina		2 3	
LAST 10 GAMES																							
						32	A	SMU		0 3		72	A	Temple		0 3		254	A	East Carolina		3 0	
						110	A	Tulsa		3 1		254	H	East Carolina		2 3							
						85	H	Cincinnati		0 3		152	A	South Fla.		3 1							
						127	H	Memphis		0 3		237	A	Tulane		3 0							
						138	A	UConn		2 3		147	A	Houston		3 0							

Non-Div. I Games:

UCF

Average RPI Win:	219	WON-LOST RECORD	WINNING PCT. RANK	LAST 10 GAMES	STRENGTH OF SCHEDULE	OPP. STRENGTH OF SCHEDULE	TEAM RPI	ADJ RPI	CONF. RPI	ADJ CONF. RPI					
DIV. I ONLY	27- 8	.77143	36	7- 3	287	184	119	.52886	123	16	16				
DIV. I NON-CONF.	14- 2	.875	24	0- 0	328	223	158	.49955	162	19	19				
<hr/>															
TOTALS	RPI 1-25	RPI 26-50		W-L RECORDS		RPI 51-100		RPI 101-150		RPI 150+					
27- 8	0- 0	0- 0		OVERALL		4- 3		1- 2		22- 3					
11- 4	0- 0	0- 0		HOME		1- 1		1- 1		9- 2					
8- 4	0- 0	0- 0		AWAY		2- 2		0- 1		6- 1					
8- 0	0- 0	0- 0		NEUTRAL		1- 0		0- 0		7- 0					
<hr/>															
14- 2	0- 0	0- 0		NON-CONFERENCE		1- 0		1- 2		12- 0					
6- 1	0- 0	0- 0		HOME		0- 0		1- 1		5- 0					
2- 1	0- 0	0- 0		AWAY		1- 0		0- 1		1- 0					
6- 0	0- 0	0- 0		NEUTRAL		0- 0		0- 0		6- 0					
<hr/>															
13- 6	0- 0	0- 0		CONFERENCE		3- 3		0- 0		10- 3					
5- 3	0- 0	0- 0		HOME		1- 1		0- 0		4- 2					
6- 3	0- 0	0- 0		AWAY		1- 2		0- 0		5- 1					
2- 0	0- 0	0- 0		NEUTRAL		1- 0		0- 0		1- 0					
<hr/>															
RPI	S	Opponent	Score	RPI	S	Opponent	Score	RPI	S	Opponent	Score				
				67 A Cleveland St.				2	3	101 H Kennesaw St.		3	0		
				67 A Cleveland St.				0	3	113 H Loyola Chicago		0	3		
				67 H Cleveland St.				3	1	149 A Indiana St.		2	3		
				78 A Chattanooga				3	2	170 A Green Bay		3	0		
				98 A Oakland				3	0	170 H Green Bay		0	3		
				98 H Oakland				1	3	172 A Milwaukee		1	3		
				98 N Oakland				3	1	172 H Milwaukee		3	0		
										172 N Milwaukee		3	2		
										174 N Troy		3	0		
										188 A Northern Ky.		3	1		
										188 H Northern Ky.		2	3		
										226 A Youngstown St.		3	2		
										226 H Youngstown St.		3	0		
										229 A Ill.-Chicago		3	0		
										229 H Ill.-Chicago		3	1		
										231 A Wright St.		3	0		
										231 H Wright St.		3	0		
										239 N Eastern Ky.		3	0		
										263 H Elon		3	0		
										280 H IPFW		3	1		
						283 N Rider		3	1						
						290 H Toledo		3	1						
						297 N NJIT		3	0						
						307 H Chicago St.		3	0						
						307 N Chicago St.		3	0						
						313 N Western Ill.		3	1						
						314 A St. Francis Brooklyn		3	0						
<hr/>															
				LAST 10 GAMES											
67 A Cleveland St.				0	3	172 A Milwaukee				1	3	297 N NJIT		3	0
98 N Oakland				3	1	170 A Green Bay				3	0	307 H Chicago St.		3	0
172 N Milwaukee				3	2	98 A Oakland				3	0	307 N Chicago St.		3	0
67 H Cleveland St.				3	1	229 A Ill.-Chicago				3	0	313 N Western Ill.		3	1
226 H Youngstown St.				3	0	188 H Northern Ky.				2	3	314 A St. Francis Brooklyn		3	0

Non-Div. I Games:

Valparaiso



RPI	S	Opponent	Score	
331	H	Savannah St.	3	0

Valparaiso

V  
a  
l  
p  
a  
r  
a  
i  
s  
o

V  
a  
l  
p  
a  
r  
a  
i  
s  
o

Average RPI Win:		200	WON-LOST RECORD		WINNING PCT. RANK		LAST 10 GAMES		STRENGTH OF SCHEDULE		OPP. STRENGTH OF SCHEDULE		TEAM RPI		ADJ RPI		CONF. RPI		ADJ CONF. RPI	
DIV. I ONLY			19- 12		.6129	98	7- 3		175		168	124		.5258	124		22		22	
DIV. I NON-CONF.			9- 5		.64286	113	0- 0		70		91	68		.57291	68		21		21	
TOTALS		RPI 1-25		RPI 26-50		W-L RECORDS		RPI 51-100		RPI 101-150		RPI 150+								
19- 12		0- 2		0- 0		OVERALL		3- 2		3- 3		13- 5								
8- 3		0- 0		0- 0		HOME		1- 1		1- 0		6- 2								
5- 8		0- 2		0- 0		AWAY		1- 1		0- 3		4- 2								
6- 1		0- 0		0- 0		NEUTRAL		1- 0		2- 0		3- 1								
9- 5		0- 2		0- 0		NON-CONFERENCE		2- 1		2- 2		5- 0								
2- 1		0- 0		0- 0		HOME		0- 1		0- 0		2- 0								
1- 4		0- 2		0- 0		AWAY		1- 0		0- 2		0- 0								
6- 0		0- 0		0- 0		NEUTRAL		1- 0		2- 0		3- 0								
10- 7		0- 0		0- 0		CONFERENCE		1- 1		1- 1		8- 5								
6- 2		0- 0		0- 0		HOME		1- 0		1- 0		4- 2								
4- 4		0- 0		0- 0		AWAY		0- 1		0- 1		4- 2								
0- 1		0- 0		0- 0		NEUTRAL		0- 0		0- 0		0- 1								
RPI	S	Opponent		Score		RPI	S	Opponent		Score		RPI	S	Opponent		Score				
2	A	Minnesota		0	3							71	A	Saint Louis		3	1			
18	A	Missouri		2	3							82	H	Towson		1	3			
												87	A	Denver		0	3			
												87	H	Denver		3	2			
												88	N	North Texas		3	2			
														115 A IUPUI		1	3			
														115 H IUPUI		3	0			
														116 A San Francisco		1	3			
														122 N UCF		3	1			
														139 A North Dakota		0	3			
														141 N UC Irvine		3	2			
														163 A Omaha		1	3			
														163 H Omaha		2	3			
														165 N Yale		3	1			
														172 H Milwaukee		3	2			
														182 A Oral Roberts		3	0			
														182 H Oral Roberts		1	3			
														187 A South Dakota		0	3			
														187 H South Dakota		3	1			
														187 N South Dakota		2	3			
														198 H Utah Valley		3	0			
														236 N Winthrop		3	1			
														277 A South Dakota St.		3	2			
														277 H South Dakota St.		3	0			
														280 A IPFW		3	0			
														280 H IPFW		3	0			
														303 N Cal St. Fullerton		3	1			
														313 A Western Ill.		3	0			
														313 H Western Ill.		3	0			
LAST 10 GAMES																				
						187 N		South Dakota	2	3	187 A		South Dakota	0	3	313 A		Western Ill.	3	0
						182 A		Oral Roberts	3	0	313 A		Western Ill.	3	0	163 A		Omaha	1	3
						277 A		South Dakota St.	3	2	163 A		Omaha	1	3	277 H		South Dakota St.	3	0
						115 H		IUPUI	3	0	277 H		South Dakota St.	3	0	87 H		Denver	3	2
						280 H		IPFW	3	0	87 H		Denver	3	2					

Non-Div. I Games:

North Dakota St.

Average RPI Win:	213	WON-LOST	WINNING	LAST 10	STRENGTH OF	OPP. STRENGTH	TEAM	ADJ	CONF.	ADJ CONF.	
Average RPI Loss:	63	RECORD	PCT. RANK	GAMES	SCHEDULE	OF SCHEDULE	RPI	RPI	RPI	RPI	
DIV. I ONLY	18- 15	.54545	141	4- 6	137	94	125	.5255	125	8	8
DIV. I NON-CONF.	10- 5	.66667	99	0- 0	157	142	106	.54241	106	7	7
<hr/>											
TOTALS	RPI 1-25	RPI 26-50		W-L RECORDS		RPI 51-100		RPI 101-150		RPI 150+	
18- 15	0- 4	1- 4		OVERALL		1- 3		1- 4		15- 0	
9- 6	0- 1	1- 1		HOME		0- 1		0- 3		8- 0	
5- 7	0- 2	0- 2		AWAY		0- 2		1- 1		4- 0	
4- 2	0- 1	0- 1		NEUTRAL		1- 0		0- 0		3- 0	
10- 5	0- 2	0- 1		NON-CONFERENCE		1- 1		0- 1		9- 0	
5- 1	0- 0	0- 0		HOME		0- 0		0- 1		5- 0	
1- 2	0- 1	0- 0		AWAY		0- 1		0- 0		1- 0	
4- 2	0- 1	0- 1		NEUTRAL		1- 0		0- 0		3- 0	
8- 10	0- 2	1- 3		CONFERENCE		0- 2		1- 3		6- 0	
4- 5	0- 1	1- 1		HOME		0- 1		0- 2		3- 0	
4- 5	0- 1	0- 2		AWAY		0- 1		1- 1		3- 0	
0- 0	0- 0	0- 0		NEUTRAL		0- 0		0- 0		0- 0	
RPI S	Opponent	Score	RPI S	Opponent	Score	RPI S	Opponent	Score	RPI S	Opponent	Score
7 A	Florida	0 3	36 A	Marquette	0 3	62 A	Xavier	2 3	116 H	San Francisco	0 3
10 N	Penn St.	0 3	36 H	Marquette	3 2	62 H	Xavier	1 3	137 A	Seton Hall	1 3
15 A	Creighton	0 3	41 A	Villanova	0 3	70 N	Auburn	3 2	137 H	Seton Hall	1 3
15 H	Creighton	1 3	41 H	Villanova	0 3	72 A	Temple	0 3	148 A	Butler	3 2
			48 N	Oregon	0 3				148 H	Butler	1 3
									178 H	LIU Brooklyn	3 0
									190 A	St. Mary's (CA)	3 2
									204 N	Fresno St.	3 1
									210 A	DePaul	3 2
									210 H	DePaul	3 2
									222 A	Georgetown	3 0
									222 H	Georgetown	3 1
									225 H	George Mason	3 0
									255 N	Bethune-Cookman	3 0
									257 A	Providence	3 0
									257 H	Providence	3 0
									264 N	Navy	3 0
									285 H	Cornell	3 1
									296 H	Iona	3 0
									302 H	Central Conn. St.	3 0
<hr/>											
			LAST 10 GAMES								
			41 A Villanova			0 3			148 H Butler		
			137 A Seton Hall			1 3			62 H Xavier		
			210 H DePaul			3 2			15 A Creighton		
			36 H Marquette			3 2			222 A Georgetown		
			257 H Providence			3 0			36 A Marquette		
									1 3		
									1 3		
									0 3		
									3 0		
									0 3		

Non-Div. I Games:

St. John's (NY)

Average RPI Win:	190	WON-LOST	WINNING		LAST 10		STRENGTH OF		OPP. STRENGTH		TEAM	ADJ		CONF.	ADJ CONF.		
Average RPI Loss:	89	RECORD	PCT. RANK		GAMES		SCHEDULE		OF SCHEDULE		RPI	RPI		RPI	RPI		
DIV. I ONLY		15- 15	.5	160	6- 4		96		117		126	.52372		126	14	13	
DIV. I NON-CONF.		5- 9	.35714	242	0- 0		40		87		137	.52043		136	9	9	
TOTALS		RPI 1-25		RPI 26-50		W-L RECORDS		RPI 51-100		RPI 101-150		RPI 150+					
15- 15		0- 2		0- 4		OVERALL		0- 3		5- 3		10- 3					
6- 3		0- 0		0- 1		HOME		0- 2		2- 0		4- 0					
5- 8		0- 2		0- 1		AWAY		0- 1		2- 1		3- 3					
4- 4		0- 0		0- 2		NEUTRAL		0- 0		1- 2		3- 0					
5- 9		0- 2		0- 2		NON-CONFERENCE		0- 1		1- 3		4- 1					
0- 1		0- 0		0- 0		HOME		0- 1		0- 0		0- 0					
1- 4		0- 2		0- 0		AWAY		0- 0		0- 1		1- 1					
4- 4		0- 0		0- 2		NEUTRAL		0- 0		1- 2		3- 0					
10- 6		0- 0		0- 2		CONFERENCE		0- 2		4- 0		6- 2					
6- 2		0- 0		0- 1		HOME		0- 1		2- 0		4- 0					
4- 4		0- 0		0- 1		AWAY		0- 1		2- 0		2- 2					
0- 0		0- 0		0- 0		NEUTRAL		0- 0		0- 0		0- 0					
RPI	S	Opponent		Score		RPI	S	Opponent		Score		RPI	S	Opponent		Score	
4	A	Nebraska		0	3	26	A	Hawaii		0	3	53	A	Long Beach St.		0	3
20	A	Colorado St.		0	3	26	H	Hawaii		1	3	53	H	Long Beach St.		1	3
						42	N	Baylor		2	3	76	H	Sacramento St.		0	3
						45	N	UNI		1	3						
		</															

Non-Div. I Games:

UC Davis

[illegible]

**Non-Div. I Games:**

Memphis

Average RPI Win: 218		WON-LOST	WINNING	LAST 10	STRENGTH OF		OPP. STRENGTH	TEAM	ADJ	CONF.	ADJ CONF.	
Average RPI Loss: 129		RECORD	PCT. RANK	GAMES	SCHEDULE		OF SCHEDULE	RPI	RPI	RPI	RPI	
DIV. I ONLY		19- 12	.6129 98	5- 5	173		214	128	.52309 128	18	19	
DIV. I NON-CONF.		9- 4	.69231 86	0- 0	256		216	146	.51067 146	22	22	
<hr/>												
TOTALS		RPI 1-25		RPI 26-50		W-L RECORDS		RPI 51-100		RPI 101-150		RPI 150+
19- 12		0- 0		0- 0		OVERALL		0- 6		5- 2		14- 4
4- 5		0- 0		0- 0		HOME		0- 2		1- 1		3- 2
7- 5		0- 0		0- 0		AWAY		0- 3		2- 0		5- 2
8- 2		0- 0		0- 0		NEUTRAL		0- 1		2- 1		6- 0
9- 4		0- 0		0- 0		NON-CONFERENCE		0- 1		1- 1		8- 2
1- 0		0- 0		0- 0		HOME		0- 0		0- 0		1- 0
1- 3		0- 0		0- 0		AWAY		0- 1		0- 0		1- 2
7- 1		0- 0		0- 0		NEUTRAL		0- 0		1- 1		6- 0
10- 8		0- 0		0- 0		CONFERENCE		0- 5		4- 1		6- 2
3- 5		0- 0		0- 0		HOME		0- 2		1- 1		2- 2
6- 2		0- 0		0- 0		AWAY		0- 2		2- 0		4- 0
1- 1		0- 0		0- 0		NEUTRAL		0- 1		1- 0		0- 0
RPI S	Opponent	Score		RPI S	Opponent	Score		RPI S	Opponent	Score		
						78 A Chattanooga	1 3	109 N Washington St.	0 3			
						78 H Chattanooga	2 3	119 A UNCG	3 0			
						78 N Chattanooga	1 3	119 H UNCG	3 0			
						81 A Virginia Tech	0 3	130 N CSU Bakersfield	3 0			
						84 A Furman	0 3	136 A Samford	3 0			
						84 H Furman	0 3	136 H Samford	1 3			
								136 N Samford	3 2			
								158 N Marshall	3 0			
								174 A Troy	1 3			
								178 N LIU Brooklyn	3 1			
								209 A Clemson	1 3			
								213 A Wofford	3 1			
								213 H Wofford	1 3			
								214 N USC Upstate	3 0			
								218 A Western Caro.	3 0			
								218 H Western Caro.	2 3			
								240 H Tennessee St.	3 0			
								247 A Mercer	3 1			
								247 H Mercer	3 0			
								279 A Morehead St.	3 1			
								293 N Alabama St.	3 1			
								298 N Akron	3 1			
								306 A Citadel	3 1			
								306 H Citadel	3 0			
								309 N Presbyterian	3 0			
LAST 10 GAMES												
						78 N Chattanooga	1 3	213 A Wofford	3 1			
						136 N Samford	3 2	247 A Mercer	3 1			
						136 H Samford	1 3	84 H Furman	0 3			
						78 H Chattanooga	2 3	218 H Western Caro.	2 3			
						119 A UNCG	3 0	306 H Citadel	3 0			

Non-Div. I Games:

ETSU

Average RPI Win: 146		WON-LOST RECORD		WINNING PCT. RANK		LAST 10 GAMES		STRENGTH OF SCHEDULE		OPP. STRENGTH OF SCHEDULE		TEAM RPI		ADJ RPI		CONF. RPI		ADJ CONF. RPI	
DIV. I ONLY		10- 21		.32258 251		3- 7		31		19		132		.52306 129		3		3	
DIV. I NON-CONF.		6- 5		.54545 146		0- 0		47		55		78		.56771 77		2		2	
TOTALS		RPI 1-25		RPI 26-50		W-L RECORDS		RPI 51-100		RPI 101-150		RPI 150+							
10- 21		0- 9		1- 7		OVERALL		3- 2		2- 2		4- 1							
5- 9		0- 5		1- 3		HOME		2- 0		1- 0		1- 1							
3- 10		0- 4		0- 3		AWAY		1- 1		0- 2		2- 0							
2- 2		0- 0		0- 1		NEUTRAL		0- 1		1- 0		1- 0							
6- 5		0- 2		0- 2		NON-CONFERENCE		2- 1		1- 0		3- 0							
2- 2		0- 1		0- 1		HOME		1- 0		0- 0		1- 0							
2- 1		0- 1		0- 0		AWAY		1- 0		0- 0		1- 0							
2- 2		0- 0		0- 1		NEUTRAL		0- 1		1- 0		1- 0							
4- 16		0- 7		1- 5		CONFERENCE		1- 1		1- 2		1- 1							
3- 7		0- 4		1- 2		HOME		1- 0		1- 0		0- 1							
1- 9		0- 3		0- 3		AWAY		0- 1		0- 2		1- 0							
0- 0		0- 0		0- 0		NEUTRAL		0- 0		0- 0		0- 0							
RPI	S	Opponent		Score		RPI	S	Opponent		Score		RPI	S	Opponent		Score			
3	A	Southern California		0 3		39	A	Arizona St.		0 3		52	N	Ohio		0 3			
3	H	Southern California		0 3		39	H	Arizona St.		0 3		56	H	Idaho St.		3 1			
9	H	Washington		0 3		44	N	Wyoming		1 3		64	A	Colorado		1 3			
11	A	UCLA		1 3		46	A	Arizona		0 3		64	H	Colorado		3 1			
11	H	UCLA		1 3		46	H	Arizona		2 3		89	A	Gonzaga		3 2			
12	A	Stanford		0 3		48	A	Oregon		2 3									
12	H	Stanford		0 3		48	H	Oregon		3 1									
14	H	BYU		0 3		50	H	Lipscomb		1 3									
19	A	Louisville		0 3															
						LAST 10 GAMES													
						64 A Colorado 1 3						46 H Arizona 2 3							
						9 H Washington 0 3						3 A Southern California 0 3							
						12 A Stanford 0 3						11 A UCLA 1 3							
						176 A California 3 2						142 H Oregon St. 3 1							
						39 H Arizona St. 0 3						48 H Oregon 3 1							

Non-Div. I Games:

Utah

Average RPI Win:		217	WON-LOST		WINNING		LAST 10		STRENGTH OF		OPP. STRENGTH		TEAM		ADJ		CONF.		ADJ CONF.				
Average RPI Loss:		99	RECORD		PCT. RANK		GAMES		SCHEDULE		OF SCHEDULE		RPI		RPI		RPI		RPI				
DIV. I ONLY			13- 15		.46429 191		7- 3		61		207		129		.52287 130		21		21				
DIV. I NON-CONF.			2- 10		.16667 297		0- 0		8		141		152		.50728 151		20		20				
TOTALS		RPI 1-25		RPI 26-50		W-L RECORDS		RPI 51-100		RPI 101-150		RPI 150+											
13- 15		0- 1		1- 2		OVERALL		0- 6		2- 3		10- 3											
6- 1		0- 0		0- 0		HOME		0- 1		1- 0		5- 0											
4- 9		0- 1		0- 2		AWAY		0- 2		1- 1		3- 3											
3- 5		0- 0		1- 0		NEUTRAL		0- 3		0- 2		2- 0											
2- 10		0- 1		1- 2		NON-CONFERENCE		0- 3		0- 3		1- 1											
0- 0		0- 0		0- 0		HOME		0- 0		0- 0		0- 0											
0- 6		0- 1		0- 2		AWAY		0- 1		0- 1		0- 1											
2- 4		0- 0		1- 0		NEUTRAL		0- 2		0- 2		1- 0											
11- 5		0- 0		0- 0		CONFERENCE		0- 3		2- 0		9- 2											
6- 1		0- 0		0- 0		HOME		0- 1		1- 0		5- 0											
4- 3		0- 0		0- 0		AWAY		0- 1		1- 0		3- 2											
1- 1		0- 0		0- 0		NEUTRAL		0- 1		0- 0		1- 0											
RPI	S	Opponent		Score		RPI	S	Opponent		Score		RPI	S	Opponent		Score		RPI	S	Opponent		Score	
15	A	Creighton		1	3	26	A	Hawaii		1	3	61	A	New Mexico St.		0	3	116	A	San Francisco		1	3
						26	A	Hawaii		0	3	61	H	New Mexico St.		1	3	128	N	ETSU		0	3
						50	N	Lipscomb		3	2	61	N	New Mexico St.		0	3	145	N	San Diego St.		2	3
												66	N	Pacific		0	3	150	A	Seattle		3	1
												76	A	Sacramento St.		1	3	150	H	Seattle		3	1
												87	N	Denver		0	3	159	A	UMKC		3	2
																		159	H	UMKC		3	1
																		174	A	Troy		1	3
																		198	A	Utah Valley		1	3
																		198	H	Utah Valley		3	2
																		248	A	UTRGV		0	3
																		248	H	UTRGV		3	0
																		248	N	UTRGV		3	0
																		276	A	Grand Canyon		3	2
																		276	H	Grand Canyon		3	0
																		293	N	Alabama St.		3	1
																		307	A	Chicago St.		3	0
																		307	H	Chicago St.		3	0
LAST 10 GAMES																							
61 N New Mexico St.						0	3	61 A New Mexico St.						0	3								
248 N UTRGV						3	0	198 H Utah Valley						3	2								
307 H Chicago St.						3	0	150 H Seattle						3	1								
159 H UMKC						3	1	276 H Grand Canyon						3	0								
248 A UTRGV						0	3	159 A UMKC						3	2								

**Non-Div. I Games:**

CSU Bakersfield



Average RPI Win:		197	WON-LOST RECORD		WINNING PCT. RANK		LAST 10 GAMES		STRENGTH OF SCHEDULE		OPP. STRENGTH OF SCHEDULE		TEAM RPI		ADJ RPI		CONF. RPI		ADJ CONF. RPI				
DIV. I ONLY			17- 15		.53125 150		4- 6		136		89		130		.52121 131		5		5				
DIV. I NON-CONF.			11- 3		.78571 45		1- 0		243		251		114		.5372 114		4		4				
TOTALS		RPI 1-25		RPI 26-50				W-L RECORDS		RPI 51-100				RPI 101-150				RPI 150+					
17- 15		0- 7		0- 0				OVERALL		3- 3				3- 2				11- 3					
10- 6		0- 2		0- 0				HOME		2- 2				1- 1				7- 1					
4- 8		0- 4		0- 0				AWAY		1- 1				1- 1				2- 2					
3- 1		0- 1		0- 0				NEUTRAL		0- 0				1- 0				2- 0					
11- 3		0- 1		0- 0				NON-CONFERENCE		1- 0				2- 0				8- 2					
6- 1		0- 0		0- 0				HOME		1- 0				0- 0				5- 1					
2- 1		0- 0		0- 0				AWAY		0- 0				1- 0				1- 1					
3- 1		0- 1		0- 0				NEUTRAL		0- 0				1- 0				2- 0					
6- 12		0- 6		0- 0				CONFERENCE		2- 3				1- 2				3- 1					
4- 5		0- 2		0- 0				HOME		1- 2				1- 1				2- 0					
2- 7		0- 4		0- 0				AWAY		1- 1				0- 1				1- 1					
0- 0		0- 0		0- 0				NEUTRAL		0- 0				0- 0				0- 0					
RPI	S	Opponent		Score		RPI	S	Opponent		Score		RPI	S	Opponent		Score		RPI	S	Opponent		Score	
6	A	Texas A&M		0 3								60	H	Arkansas		0 3		111	N	Southern Miss.		3 2	
6	H	Texas A&M		0 3								70	H	Auburn		2 3		112	H	Tennessee		2 3	
7	A	Florida		0 3								78	H	Chattanooga		3 1		127	A	Memphis		3 0	
10	N	Penn St.		0 3								90	A	Alabama		1 3		132	A	LSU		0 3	
18	A	Missouri		1 3								95	A	Ole Miss		3 0		132	H	LSU		3 0	
18	H	Missouri		1 3								95	H	Ole Miss		3 1		153	A	South Carolina		0 3	
21	A	Kentucky		0 3														153	H	South Carolina		3 2	
																		174	A	Troy		3 1	
																		183	H	Southern Utah		0 3	
																		211	A	Notre Dame		1 3	
																		212	H	Stetson		3 0	
																		219	A	Georgia		3 0	
																		219	H	Georgia		3 0	
																		239	N	Eastern Ky.		3 0	
																		249	H	La.-Monroe		3 0	
																		273	N	Austin Peay		3 0	
																		310	H	Jackson St.		3 0	
																		326	H	Ark.-Pine Bluff		3 0	
																		334	H	Mississippi Val.		3 0	
						LAST 10 GAMES																	

Non-Div. I Games:

Mississippi St.

LSU

LSU

Average RPI Win:	186	WON-LOST RECORD	WINNING PCT. RANK	LAST 10 GAMES	STRENGTH OF SCHEDULE	OPP. STRENGTH OF SCHEDULE	TEAM RPI	ADJ RPI	CONF. RPI	ADJ CONF. RPI	
DIV. I ONLY	12- 16	.42857	208	5- 5	50	158	131	.52094	133	13	14
DIV. I NON-CONF.	3- 9	.25	271	0- 0	53	133	191	.48082	190	17	17
<hr/>											
TOTALS	RPI 1-25	RPI 26-50		W-L RECORDS	RPI 51-100		RPI 101-150		RPI 150+		
12- 16	0- 1	0- 3		OVERALL	1- 5		4- 3		7- 4		
4- 3	0- 0	0- 1		HOME	0- 1		1- 1		3- 0		
4- 8	0- 1	0- 2		AWAY	1- 2		1- 1		2- 2		
4- 5	0- 0	0- 0		NEUTRAL	0- 2		2- 1		2- 2		
<hr/>											
3- 9	0- 1	0- 0		NON-CONFERENCE	0- 4		1- 1		2- 3		
0- 0	0- 0	0- 0		HOME	0- 0		0- 0		0- 0		
0- 4	0- 1	0- 0		AWAY	0- 2		0- 0		0- 1		
3- 5	0- 0	0- 0		NEUTRAL	0- 2		1- 1		2- 2		
<hr/>											
9- 7	0- 0	0- 3		CONFERENCE	1- 1		3- 2		5- 1		
4- 3	0- 0	0- 1		HOME	0- 1		1- 1		3- 0		
4- 4	0- 0	0- 2		AWAY	1- 0		1- 1		2- 1		
1- 0	0- 0	0- 0		NEUTRAL	0- 0		1- 0		0- 0		
<hr/>											
RPI S	Opponent	Score		RPI S	Opponent	Score		RPI S	Opponent	Score	
22 A	Dayton	0	3	50 A	Lipscomb	0	3	69 N	Illinois St.	2	3
				50 A	Lipscomb	1	3	70 A	Auburn	2	3
				50 H	Lipscomb	2	3	86 A	Col. of Charleston	0	3
								95 N	Ole Miss	0	3
								96 A	FGCU	3	2
								96 H	FGCU	2	3

Non-Div. I Games:

Jacksonville

Average RPI Win: 234		WON-LOST	WINNING	LAST 10	STRENGTH OF		OPP. STRENGTH	TEAM	ADJ	CONF.	ADJ CONF.
Average RPI Loss: 114		RECORD	PCT. RANK	GAMES	SCHEDULE		OF SCHEDULE	RPI	RPI	RPI	RPI
DIV. I ONLY		17-9	.65385	88	239		237	134	.51721	134	28
DIV. I NON-CONF.		5-7	.41667	204	90		89	147	.50981	147	28
TOTALS		RPI 1-25	RPI 26-50		W-L RECORDS		RPI 51-100		RPI 101-150		RPI 150+
17-9	0-0	0-2		OVERALL		1-1		2-4		14-2	
5-1	0-0	0-0		HOME		0-0		0-1		5-0	
7-4	0-0	0-1		AWAY		0-1		1-1		6-1	
5-4	0-0	0-1		NEUTRAL		1-0		1-2		3-1	
5-7	0-0	0-2		NON-CONFERENCE		1-1		1-2		3-2	
0-0	0-0	0-0		HOME		0-0		0-0		0-0	
1-3	0-0	0-1		AWAY		0-1		0-0		1-1	
4-4	0-0	0-1		NEUTRAL		1-0		1-2		2-1	
12-2	0-0	0-0		CONFERENCE		0-0		1-2		11-0	
5-1	0-0	0-0		HOME		0-0		0-1		5-0	
6-1	0-0	0-0		AWAY		0-0		1-1		5-0	
1-0	0-0	0-0		NEUTRAL		0-0		0-0		1-0	
RPI S	Opponent	Score	RPI S	Opponent	Score	RPI S	Opponent	Score	RPI S	Opponent	Score
28 N	Wichita St.	1 3	97 A	Kent St.	2 3	106 N	New Mexico	1 3	115 N	IUPUI	1 3
36 A	Marquette	0 3	98 N	Oakland	3 0	143 A	New Hampshire	1 3	143 A	New Hampshire	3 0
						143 H	New Hampshire	0 3	149 N	Indiana St.	3 1
						165 N	Yale	1 3	169 N	Belmont	3 2
						192 A	Ball St.	1 3	199 A	Colgate	3 0
						200 N	Rutgers	3 1	200 N	Rutgers	3 1
						238 A	Stony Brook	3 2	238 H	Stony Brook	3 2
						238 H	Stony Brook	3 2	238 N	Stony Brook	3 0
						244 A	UMBC	3 2	244 H	UMBC	3 0
						267 A	Binghamton	3 2	267 H	Binghamton	3 0
						318 A	Hartford	3 0	318 H	Hartford	3 0
						327 A	UMass Lowell	3 0	327 H	UMass Lowell	3 0
						327 H	UMass Lowell	3 0			
LAST 10 GAMES											
143 A	New Hampshire	1 3	143 A	New Hampshire	3 0						
238 N	Stony Brook	3 0	318 A	Hartford	3 0						
327 A	UMass Lowell	3 0	267 H	Binghamton	3 0						
244 H	UMBC	3 0	327 H	UMass Lowell	3 0						
238 H	Stony Brook	3 2	238 A	Stony Brook	3 2						

Non-Div. I Games:

Albany (NY)

Average RPI Win:	232	WON-LOST	WINNING	LAST 10	STRENGTH OF	OPP. STRENGTH	TEAM	ADJ	CONF.	ADJ CONF.	
Average RPI Loss:	116	RECORD	PCT. RANK	GAMES	SCHEDULE	OF SCHEDULE	RPI	RPI	RPI	RPI	
DIV. I ONLY	16- 13	.55172	134	7- 3	130	220	135	.51662	135	24	24
DIV. I NON-CONF.	4- 8	.33333	249	0- 0	96	118	187	.48305	186	24	24
<hr/>											
TOTALS	RPI 1-25	RPI 26-50		W-L RECORDS	RPI 51-100		RPI 101-150		RPI 150+		
16- 13	0- 0	0- 1		OVERALL	0- 6		0- 2		16- 4		
9- 2	0- 0	0- 0		HOME	0- 1		0- 0		9- 1		
5- 7	0- 0	0- 1		AWAY	0- 3		0- 0		5- 3		
2- 4	0- 0	0- 0		NEUTRAL	0- 2		0- 2		2- 0		
<hr/>											
4- 8	0- 0	0- 1		NON-CONFERENCE	0- 4		0- 2		4- 1		
2- 0	0- 0	0- 0		HOME	0- 0		0- 0		2- 0		
0- 4	0- 0	0- 1		AWAY	0- 2		0- 0		0- 1		
2- 4	0- 0	0- 0		NEUTRAL	0- 2		0- 2		2- 0		
<hr/>											
12- 5	0- 0	0- 0		CONFERENCE	0- 2		0- 0		12- 3		
7- 2	0- 0	0- 0		HOME	0- 1		0- 0		7- 1		
5- 3	0- 0	0- 0		AWAY	0- 1		0- 0		5- 2		
0- 0	0- 0	0- 0		NEUTRAL	0- 0		0- 0		0- 0		
<hr/>											
RPI S	Opponent	Score	RPI S	Opponent	Score	RPI S	Opponent	Score	RPI S	Opponent	Score
			27 A	Loyola Marymount	0 3	53 A	Long Beach St.	0 3	114 N	Little Rock	1 3
						65 A	A&M-Corpus Christi	0 3	137 N	Seton Hall	2 3
						65 H	A&M-Corpus Christi	0 3	157 A	UNLV	1 3
						68 A	Oklahoma	0 3	163 N	Omaha	3 2
						88 N	North Texas	2 3	171 H	Stephen F. Austin	3 0
						98 N	Oakland	0 3	181 A	Houston Baptist	3 1
									181 H	Houston Baptist	3 0
									191 A	McNeese St.	2 3
									197 A	Sam Houston St.	3 0
									197 H	Sam Houston St.	0 3
									220 A	Lamar	3 0
									227 H	Abilene Christian	3 1
									238 N	Stony Brook	3 1
									245 H	Louisiana Tech	3 0
									250 A	Southeastern La.	2 3
									250 H	Southeastern La.	3 0
									251 A	New Orleans	3 0
									251 H	New Orleans	3 1
									278 H	Northwestern St.	3 0
									281 H	Incarnate Word	3 0
									287 A	Nicholls St.	3 0
									293 H	Alabama St.	3 1
<hr/>											
LAST 10 GAMES											
			197 H	Sam Houston St.	0 3	171 H	Stephen F. Austin	3 0			
			251 A	New Orleans	3 0	278 H	Northwestern St.	3 0			
			250 A	Southeastern La.	2 3	197 A	Sam Houston St.	3 0			
			65 A	A&M-Corpus Christi	0 3	220 A	Lamar	3 0			
			181 A	Houston Baptist	3 1	287 A	Nicholls St.	3 0			























Non-Div. I Games:

Central Ark.

Average RPI Win: 206		WON-LOST RECORD		WINNING PCT. RANK		LAST 10 GAMES		STRENGTH OF SCHEDULE		OPP. STRENGTH OF SCHEDULE		TEAM RPI		ADJ RPI		CONF. RPI		ADJ CONF. RPI	
DIV. I ONLY		15- 12		.55556 133		7- 3		142		211		136		.51623 136		18		19	
DIV. I NON-CONF.		5- 5		.5 162		0- 0		205		195		190		.48152 189		22		22	
TOTALS		RPI 1-25		RPI 26-50		W-L RECORDS		RPI 51-100		RPI 101-150		RPI 150+							
15- 12		0- 0		0- 0		OVERALL		2- 3		2- 4		11- 5							
8- 1		0- 0		0- 0		HOME		2- 0		1- 1		5- 0							
4- 7		0- 0		0- 0		AWAY		0- 3		1- 1		3- 3							
3- 4		0- 0		0- 0		NEUTRAL		0- 0		0- 2		3- 2							
5- 5		0- 0		0- 0		NON-CONFERENCE		0- 1		0- 1		5- 3							
0- 0		0- 0		0- 0		HOME		0- 0		0- 0		0- 0							
2- 2		0- 0		0- 0		AWAY		0- 1		0- 0		2- 1							
3- 3		0- 0		0- 0		NEUTRAL		0- 0		0- 1		3- 2							
10- 7		0- 0		0- 0		CONFERENCE		2- 2		2- 3		6- 2							
8- 1		0- 0		0- 0		HOME		2- 0		1- 1		5- 0							
2- 5		0- 0		0- 0		AWAY		0- 2		1- 1		1- 2							
0- 1		0- 0		0- 0		NEUTRAL		0- 0		0- 1		0- 0							
RPI S	Opponent	Score		RPI S	Opponent	Score		RPI S	Opponent	Score		RPI S	Opponent	Score					
								70 A	Auburn	1	3	119 A	UNCG	0	3				
								78 A	Chattanooga	0	3	119 H	UNCG	3	0				
								78 H	Chattanooga	3	1	128 A	ETSU	3	1				
								84 A	Furman	0	3	128 H	ETSU	0	3				
								84 H	Furman	3	0	128 N	ETSU	2	3				
												133 N	Jacksonville	1	3				
												158 N	Marshall	0	3				
												162 A	South Ala.	0	3				
												171 N	Stephen F. Austin	3	0				
												181 N	Houston Baptist	2	3				
												191 N	McNeese St.	3	2				
												213 A	Wofford	0	3				
												213 H	Wofford	3	1				
												218 A	Western Caro.	3	2				
												218 H	Western Caro.	3	0				
												240 A	Tennessee St.	3	2				
												247 A	Mercer	1	3				
												247 H	Mercer	3	1				
												279 A	Morehead St.	3	0				
												298 N	Akron	3	0				
												306 H	Citadel	3	0				
												306 H	Citadel	3	0				
LAST 10 GAMES																			
						128 N	ETSU	2	3	84 H	Furman	3	0						
						128 A	ETSU	3	1	78 H	Chattanooga	3	1						
						218 A	Western Caro.	3	2	213 H	Wofford	3	1						
						306 H	Citadel	3	0	119 A	UNCG	0	3						
						306 H	Citadel	3	0	84 A	Furman	0	3						

Non-Div. I Games:

Samford

Average RPI Win: 180		WON-LOST	WINNING	LAST 10	STRENGTH OF		OPP. STRENGTH	TEAM	ADJ	CONF.	ADJ CONF.
Average RPI Loss: 89		RECORD	PCT. RANK	GAMES	SCHEDULE		OF SCHEDULE	RPI	RPI	RPI	RPI
DIV. I ONLY		14- 16	.46667	183	98		92	137	.51612	137	8
DIV. I NON-CONF.		6- 6	.5	162	104		130	135	.52074	134	7
TOTALS		RPI 1-25	RPI 26-50		W-L RECORDS		RPI 51-100		RPI 101-150		RPI 150+
14- 16	0- 3	0- 4		OVERALL		1- 3		6- 2		7- 4	
7- 5	0- 1	0- 2		HOME		1- 1		3- 0		3- 1	
5- 7	0- 2	0- 2		AWAY		0- 1		2- 0		3- 2	
2- 4	0- 0	0- 0		NEUTRAL		0- 1		1- 2		1- 1	
6- 6	0- 1	0- 0		NON-CONFERENCE		1- 1		2- 2		3- 2	
3- 0	0- 0	0- 0		HOME		1- 0		1- 0		1- 0	
1- 2	0- 1	0- 0		AWAY		0- 0		0- 0		1- 1	
2- 4	0- 0	0- 0		NEUTRAL		0- 1		1- 2		1- 1	
8- 10	0- 2	0- 4		CONFERENCE		0- 2		4- 0		4- 2	
4- 5	0- 1	0- 2		HOME		0- 1		2- 0		2- 1	
4- 5	0- 1	0- 2		AWAY		0- 1		2- 0		2- 1	
0- 0	0- 0	0- 0		NEUTRAL		0- 0		0- 0		0- 0	
RPI S	Opponent	Score	RPI S	Opponent	Score	RPI S	Opponent	Score	RPI S	Opponent	Score
15 A	Creighton	1 	36 A	Marquette	1 	52 N	Ohio	0 	107 H	Hofstra	3 2
15 H	Creighton	0 	36 H	Marquette	0 	62 A	Xavier	0 	113 N	Loyola Chicago	1 
19 A	Louisville	0 	41 A	Villanova	0 	62 H	Xavier	2 	125 A	St. John's (NY)	3 1
			41 H	Villanova	0 	72 H	Temple	3 0	125 H	St. John's (NY)	3 1
									129 N	Utah	2 
									135 N	Central Ark.	3 2
									148 A	Butler	3 1
									148 H	Butler	3 0
									157 A	UNLV	0 
									163 N	Omaha	0 
									210 A	DePaul	3 1
									210 H	DePaul	3 0
									211 H	Notre Dame	3 0
									222 A	Georgetown	3 2
									222 H	Georgetown	2 
									257 A	Providence	2 
									257 H	Providence	3 0
									267 N	Binghamton	3 2
									285 A	Cornell	3 0
			LAST 10 GAMES								
			257 H	Providence	3 0	15 H	Creighton	0 			
			125 H	St. John's (NY)	3 1	222 H	Georgetown	2 			
			41 A	Villanova	0 	210 A	DePaul	3 1			
			148 A	Butler	3 1	36 A	Marquette	1 			
			62 A	Xavier	0 	41 H	Villanova	0 			

Non-Div. I Games:

Seton Hall

Average RPI Win:	178	WON-LOST RECORD	WINNING PCT. RANK	LAST 10 GAMES	STRENGTH OF SCHEDULE	OPP. STRENGTH OF SCHEDULE	TEAM RPI	ADJ RPI	CONF. RPI	ADJ CONF. RPI					
DIV. I ONLY		16- 15	.51613	154	5- 5	125	124	138	.51583	138	9	9			
DIV. I NON-CONF.		6- 5	.54545	146	0- 0	209	171	173	.49411	173	11	11			
<hr/>															
TOTALS	RPI 1-25	RPI 26-50		W-L RECORDS		RPI 51-100		RPI 101-150		RPI 150+					
16- 15	0- 0	0- 2		OVERALL		4- 2		3- 7		9- 4					
10- 4	0- 0	0- 1		HOME		3- 1		2- 2		5- 0					
4- 9	0- 0	0- 1		AWAY		1- 1		1- 4		2- 3					
2- 2	0- 0	0- 0		NEUTRAL		0- 0		0- 1		2- 1					
<hr/>															
6- 5	0- 0	0- 0		NON-CONFERENCE		1- 1		0- 2		5- 2					
3- 1	0- 0	0- 0		HOME		1- 1		0- 0		2- 0					
1- 2	0- 0	0- 0		AWAY		0- 0		0- 1		1- 1					
2- 2	0- 0	0- 0		NEUTRAL		0- 0		0- 1		2- 1					
<hr/>															
10- 10	0- 0	0- 2		CONFERENCE		3- 1		3- 5		4- 2					
7- 3	0- 0	0- 1		HOME		2- 0		2- 2		3- 0					
3- 7	0- 0	0- 1		AWAY		1- 1		1- 3		1- 2					
0- 0	0- 0	0- 0		NEUTRAL		0- 0		0- 0		0- 0					
<hr/>															
RPI	S	Opponent	Score	RPI	S	Opponent	Score	RPI	S	Opponent	Score				
				32	A	SMU	0 3	57	H	Syracuse	1 3	102	N	Rhode Island	1 3
				32	H	SMU	0 3	72	A	Temple	1 3	110	A	Tulsa	2 3
								72	H	Temple	3 2	110	H	Tulsa	1 3
								75	H	James Madison	3 0	122	A	UCF	0 3
								85	A	Cincinnati	3 2	122	H	UCF	3 2
								85	H	Cincinnati	3 2	127	A	Memphis	3 0
												127	H	Memphis	1 3
												144	A	Harvard	1 3
												147	A	Houston	1 3
												147	H	Houston	3 0
												152	A	South Fla.	1 3
												152	H	South Fla.	3 0
												160	A	Dartmouth	1 3
												168	N	Boston College	0 3
												201	N	West Virginia	3 0
												221	H	Bryant	3 1
												237	A	Tulane	3 2
												237	H	Tulane	3 0
												244	H	UMBC	3 0
												254	A	East Carolina	2 3
												254	H	East Carolina	3 2
				LAST 10 GAMES								270	N	Northeastern	3 0
				254	A	East Carolina	2 3	152	H	South Fla.	3 0	318	A	Hartford	3 0
				110	H	Tulsa	1 3	237	A	Tulane	3 2				
				32	H	SMU	0 3	147	A	Houston	1 3				
				72	A	Temple	1 3	85	A	Cincinnati	3 2				
				122	H	UCF	3 2	127	A	Memphis	3 0				

**Non-Div. I Games:**

UConn



[illegible]

**Non-Div. I Games:**

North Dakota

[illegible]

**Non-Div. I Games:**

North Florida

Average RPI Win:		191	WON-LOST RECORD		WINNING PCT. RANK		LAST 10 GAMES		STRENGTH OF SCHEDULE		OPP. STRENGTH OF SCHEDULE		TEAM RPI		ADJ RPI		CONF. RPI		ADJ CONF. RPI						
Average RPI Loss:		78																							
DIV. I ONLY			13- 15		.46429 191		5- 5		104		77		143		.51508 141		14		13						
DIV. I NON-CONF.			6- 6		.5 162		0- 0		43		14		77		.56642 78		9		9						
TOTALS		RPI 1-25		RPI 26-50		W-L RECORDS		RPI 51-100		RPI 101-150		RPI 150+													
13- 15		0- 3		1- 2		OVERALL		0- 3		4- 6		8- 1													
6- 5		0- 1		1- 1		HOME		0- 1		1- 2		4- 0													
4- 7		0- 2		0- 1		AWAY		0- 1		0- 2		4- 1													
3- 3		0- 0		0- 0		NEUTRAL		0- 1		3- 2		0- 0													
6- 6		0- 3		1- 0		NON-CONFERENCE		0- 1		4- 2		1- 0													
2- 1		0- 1		1- 0		HOME		0- 0		1- 0		0- 0													
1- 2		0- 2		0- 0		AWAY		0- 0		0- 0		1- 0													
3- 3		0- 0		0- 0		NEUTRAL		0- 1		3- 2		0- 0													
7- 9		0- 0		0- 2		CONFERENCE		0- 2		0- 4		7- 1													
4- 4		0- 0		0- 1		HOME		0- 1		0- 2		4- 0													
3- 5		0- 0		0- 1		AWAY		0- 1		0- 2		3- 1													
0- 0		0- 0		0- 0		NEUTRAL		0- 0		0- 0		0- 0													
RPI	S	Opponent		Score		RPI	S	Opponent		Score		RPI	S	Opponent		Score		RPI	S	Opponent		Score			
1	A	Texas		0	3	26	A	Hawaii		1	3	53	A	Long Beach St.		1	3	105	A	Cal Poly		2	3		
2	A	Minnesota		0	3	26	H	Hawaii		0	3	53	H	Long Beach St.		1	3	105	H	Cal Poly		0	3		
11	H	UCLA		0	3	30	H	San Diego		3	1	74	N	Rice		1	3	109	N	Washington St.		0	3		
												122 N UCF						3	2						
												124 N North Dakota St.						2	3						
												126 A UC Davis						1	3						
												126 H UC Davis						2	3						
												132 N LSU						3	1						
												142 H Oregon St.						3	1						
												150 N Seattle						3	0						
												173 A Idaho						3	2						
												216 A UC Santa Barbara						3	1						
												216 H UC Santa Barbara						3	0						
												223 A CSUN						0	3						
												223 H CSUN						3	0						
												235 A UC Riverside						3	0						
												235 H UC Riverside						3	0						
												303 A Cal St. Fullerton						3	1						
303 H Cal St. Fullerton						3	2																		
						LAST 10 GAMES																			
216 H UC Santa Barbara						3	0	223 H CSUN						3	0										
126 H UC Davis						2	3	53 H Long Beach St.						1	3										
26 H Hawaii						0	3	235 A UC Riverside						3	0										
216 A UC Santa Barbara						3	1	303 A Cal St. Fullerton						3	1										
105 A Cal Poly						2	3	26 A Hawaii						1	3										

Non-Div. I Games:

UC Irvine

Average RPI Win: 141		WON-LOST RECORD		WINNING PCT. RANK		LAST 10 GAMES		STRENGTH OF SCHEDULE		OPP. STRENGTH OF SCHEDULE		TEAM RPI		ADJ RPI		CONF. RPI		ADJ CONF. RPI					
DIV. I ONLY		6- 24		.2 304		2- 8		4		22		148		.51459 142		3		3					
DIV. I NON-CONF.		2- 8		.2 286		0- 0		6		38		124		.53228 122		2		2					
TOTALS		RPI 1-25		RPI 26-50		W-L RECORDS		RPI 51-100		RPI 101-150		RPI 150+											
6- 24		0- 10		1- 6		OVERALL		0- 4		2- 4		3- 0											
3- 7		0- 4		1- 1		HOME		0- 1		1- 1		1- 0											
2- 15		0- 6		0- 4		AWAY		0- 2		1- 3		1- 0											
1- 2		0- 0		0- 1		NEUTRAL		0- 1		0- 0		1- 0											
2- 8		0- 2		0- 3		NON-CONFERENCE		0- 2		1- 1		1- 0											
0- 0		0- 0		0- 0		HOME		0- 0		0- 0		0- 0											
1- 6		0- 2		0- 2		AWAY		0- 1		1- 1		0- 0											
1- 2		0- 0		0- 1		NEUTRAL		0- 1		0- 0		1- 0											
4- 16		0- 8		1- 3		CONFERENCE		0- 2		1- 3		2- 0											
3- 7		0- 4		1- 1		HOME		0- 1		1- 1		1- 0											
1- 9		0- 4		0- 2		AWAY		0- 1		0- 2		1- 0											
0- 0		0- 0		0- 0		NEUTRAL		0- 0		0- 0		0- 0											
RPI	S	Opponent		Score		RPI	S	Opponent		Score		RPI	S	Opponent		Score							
3	A	Southern California		0 3		26	A	Hawaii		0 3		53	A	Long Beach St.		0 3							
3	H	Southern California		1 3		28	N	Wichita St.		0 3		64	A	Colorado		2 3							
9	A	Washington		0 3		30	A	San Diego		1 3		64	H	Colorado		0 3							
9	H	Washington		0 3		39	A	Arizona St.		0 3		66	N	Pacific		1 3							
11	A	UCLA		1 3		46	H	Arizona		3 1						141 A UC Irvine							
11	H	UCLA		2 3		48	A	Oregon		0 3						145 A San Diego St.							
12	A	Stanford		0 3		48	H	Oregon		1 3						173 N Idaho							
12	H	Stanford		0 3												176 A California							
14	A	BYU		0 3												176 H California							
14	A	BYU		1 3																			
LAST 10 GAMES																							
48 A Oregon						0 3						3 A Southern California						0 3					
46 H Arizona						3 1						12 H Stanford						0 3					
109 H Washington St.						1 3						176 H California						3 0					
9 H Washington						0 3						129 A Utah						1 3					
11 A UCLA						1 3						64 A Colorado						2 3					

Non-Div. I Games:

Oregon St.

Average RPI Win: 244		WON-LOST	WINNING	LAST 10	STRENGTH OF		OPP. STRENGTH	TEAM	ADJ	CONF.	ADJ CONF.
Average RPI Loss: 113		RECORD	PCT. RANK	GAMES	SCHEDULE		OF SCHEDULE	RPI	RPI	RPI	RPI
DIV. I ONLY		21- 8	.72414	52	289		233	141	.51418	143	28
DIV. I NON-CONF.		8- 7	.53333	155	215		146	177	.4925	177	28
TOTALS		RPI 1-25	RPI 26-50		W-L RECORDS		RPI 51-100		RPI 101-150		RPI 150+
21- 8	0- 0	0- 0		OVERALL		0- 3		2- 3		19- 2	
8- 4	0- 0	0- 0		HOME		0- 1		1- 1		7- 2	
8- 3	0- 0	0- 0		AWAY		0- 1		1- 2		7- 0	
5- 1	0- 0	0- 0		NEUTRAL		0- 1		0- 0		5- 0	
8- 7	0- 0	0- 0		NON-CONFERENCE		0- 3		0- 2		8- 2	
1- 3	0- 0	0- 0		HOME		0- 1		0- 0		1- 2	
2- 3	0- 0	0- 0		AWAY		0- 1		0- 2		2- 0	
5- 1	0- 0	0- 0		NEUTRAL		0- 1		0- 0		5- 0	
13- 1	0- 0	0- 0		CONFERENCE		0- 0		2- 1		11- 0	
7- 1	0- 0	0- 0		HOME		0- 0		1- 1		6- 0	
6- 0	0- 0	0- 0		AWAY		0- 0		1- 0		5- 0	
0- 0	0- 0	0- 0		NEUTRAL		0- 0		0- 0		0- 0	
RPI S	Opponent	Score	RPI S	Opponent	Score	RPI S	Opponent	Score	RPI S	Opponent	Score
						54 H	Michigan St.	0 3	113 A	Loyola Chicago	1 3
						55 N	Northwestern	0 3	134 A	Albany (NY)	3 0
						57 A	Syracuse	1 3	134 H	Albany (NY)	0 3
									134 H	Albany (NY)	3 1
									144 A	Harvard	2 3
									158 N	Marshall	3 1
									164 A	Fairfield	3 1
									168 H	Boston College	0 3
									175 N	Wake Forest	3 1
									179 H	Delaware	0 3
									221 H	Bryant	3 1
									233 N	Buffalo	3 0
									238 A	Stony Brook	3 1
									238 H	Stony Brook	3 0
									244 A	UMBC	3 0
									244 H	UMBC	3 1
									264 N	Navy	3 2
									267 A	Binghamton	3 0
									267 H	Binghamton	3 1
									267 H	Binghamton	3 0
									270 A	Northeastern	3 2
									311 N	Holy Cross	3 0
									318 A	Hartford	3 0
									318 H	Hartford	3 0
									327 A	UMass Lowell	3 0
									327 H	UMass Lowell	3 0
LAST 10 GAMES			LAST 10 GAMES								
			134 H	Albany (NY)	3 1	134 H	Albany (NY)	0 3			
			267 H	Binghamton	3 1	267 H	Binghamton	3 0			
			244 A	UMBC	3 0	318 A	Hartford	3 0			
			238 A	Stony Brook	3 1	238 H	Stony Brook	3 0			
			327 A	UMass Lowell	3 0	244 H	UMBC	3 1			

Non-Div. I Games:

New Hampshire

Average RPI Win:	206	WON-LOST	WINNING	LAST 10	STRENGTH OF	OPP. STRENGTH	TEAM	ADJ	CONF.	ADJ CONF.							
Average RPI Loss:	153	RECORD	PCT. RANK	GAMES	SCHEDULE	OF SCHEDULE	RPI	RPI	RPI	RPI							
DIV. I ONLY		15- 10	.6 108	7- 3	203	208	142	.51374	144	23	23						
DIV. I NON-CONF.		4- 6	.4 216	0- 0	199	108	209	.46568	207	23	23						
<hr/>																	
TOTALS	RPI 1-25	RPI 26-50		W-L RECORDS		RPI 51-100		RPI 101-150		RPI 150+							
15- 10	0- 0	0- 0		OVERALL		0- 2		4- 2		11- 6							
11- 4	0- 0	0- 0		HOME		0- 2		4- 0		7- 2							
4- 3	0- 0	0- 0		AWAY		0- 0		0- 1		4- 2							
0- 3	0- 0	0- 0		NEUTRAL		0- 0		0- 1		0- 2							
<hr/>																	
4- 6	0- 0	0- 0		NON-CONFERENCE		0- 2		2- 1		2- 3							
4- 3	0- 0	0- 0		HOME		0- 2		2- 0		2- 1							
0- 0	0- 0	0- 0		AWAY		0- 0		0- 0		0- 0							
0- 3	0- 0	0- 0		NEUTRAL		0- 0		0- 1		0- 2							
<hr/>																	
11- 4	0- 0	0- 0		CONFERENCE		0- 0		2- 1		9- 3							
7- 1	0- 0	0- 0		HOME		0- 0		2- 0		5- 1							
4- 3	0- 0	0- 0		AWAY		0- 0		0- 1		4- 2							
0- 0	0- 0	0- 0		NEUTRAL		0- 0		0- 0		0- 0							
<hr/>																	
RPI S	Opponent	Score	RPI S	Opponent	Score	RPI S	Opponent	Score	RPI S	Opponent	Score						
						53 H	Long Beach St.	0 3	121 N	Army West Point	2 3						
						69 H	Illinois St.	0 3	138 H	UConn	3 1						
									143 H	New Hampshire	3 2						
									146 A	Princeton	0 3						
									146 H	Princeton	3 1						
									146 H	Princeton	3 0						
									160 A	Dartmouth	3 0						
									160 H	Dartmouth	2 3						
									165 A	Yale	1 3						
									165 H	Yale	3 0						
									168 H	Boston College	2 3						
									176 N	California	2 3						
									194 A	Penn	3 0						
									194 H	Penn	3 0						
									200 H	Rutgers	3 0						
									205 N	Air Force	0 3						
									252 A	Brown	3 1						
									252 H	Brown	3 2						
									266 A	Columbia	1 3						
									266 H	Columbia	3 0						
									270 H	Northeastern	3 1						
									285 A	Cornell	3 2						
									285 H	Cornell	3 0						
									LAST 10 GAMES								
									146 H	Princeton	3 1	146 A	Princeton	0 3			
			252 A	Brown	3 1	194 A	Penn	3 0									
			165 A	Yale	1 3	160 A	Dartmouth	3 0									
			266 H	Columbia	3 0	285 A	Cornell	3 2									
			285 H	Cornell	3 0	266 A	Columbia	1 3									

**Non-Div. I Games:**

Harvard

Average RPI Win: 187		WON-LOST	WINNING	LAST 10	STRENGTH OF		OPP. STRENGTH	TEAM	ADJ	CONF.	ADJ CONF.
Average RPI Loss: 76		RECORD	PCT. RANK	GAMES	SCHEDULE		OF SCHEDULE	RPI	RPI	RPI	RPI
DIV. I ONLY		12- 19	.3871	223	58		87	144	.51366	145	10
DIV. I NON-CONF.		3- 10	.23077	279	39		29	171	.49531	171	10
TOTALS		RPI 1-25	RPI 26-50		W-L RECORDS		RPI 51-100		RPI 101-150		RPI 150+
12- 19	0- 3	0- 8		OVERALL		0- 2		3- 3		9- 3	
5- 7	0- 1	0- 3		HOME		0- 1		1- 1		4- 1	
5- 10	0- 1	0- 5		AWAY		0- 0		1- 2		4- 2	
2- 2	0- 1	0- 0		NEUTRAL		0- 1		1- 0		1- 0	
3- 10	0- 1	0- 4		NON-CONFERENCE		0- 2		1- 3		2- 0	
0- 3	0- 0	0- 1		HOME		0- 1		0- 1		0- 0	
1- 5	0- 0	0- 3		AWAY		0- 0		0- 2		1- 0	
2- 2	0- 1	0- 0		NEUTRAL		0- 1		1- 0		1- 0	
9- 9	0- 2	0- 4		CONFERENCE		0- 0		2- 0		7- 3	
5- 4	0- 1	0- 2		HOME		0- 0		1- 0		4- 1	
4- 5	0- 1	0- 2		AWAY		0- 0		1- 0		3- 2	
0- 0	0- 0	0- 0		NEUTRAL		0- 0		0- 0		0- 0	
RPI S	Opponent	Score	RPI S	Opponent	Score	RPI S	Opponent	Score	RPI S	Opponent	Score
7 N	Florida	0 3	26 A	Hawaii	0 3	66 H	Pacific	0 3	105 A	Cal Poly	0 3
20 A	Colorado St.	0 3	27 A	Loyola Marymount	0 3	87 N	Denver	1 3	106 A	New Mexico	3 0
20 H	Colorado St.	0 3	30 A	San Diego	0 3				106 H	New Mexico	3 2
			43 A	Boise St.	0 3				116 A	San Francisco	0 3
			43 H	Boise St.	2 3				130 N	CSU Bakersfield	3 2
			44 A	Wyoming	0 3				142 H	Oregon St.	1 3
			44 H	Wyoming	0 3				157 A	UNLV	1 3
			49 H	TCU	0 3				157 H	UNLV	3 0
									185 H	Nevada	3 0
									189 N	Eastern Wash.	3 0
									204 A	Fresno St.	3 2
									204 H	Fresno St.	3 0
									205 A	Air Force	1 3
									205 H	Air Force	2 3
									216 A	UC Santa Barbara	3 0
									230 A	San Jose St.	3 0
									261 A	Utah St.	3 2
									261 H	Utah St.	3 0
			LAST 10 GAMES								
			185 H	Nevada	3 0	204 H	Fresno St.	3 0			
			230 A	San Jose St.	3 0	44 A	Wyoming	0 3			
			261 A	Utah St.	3 2	20 A	Colorado St.	0 3			
			43 A	Boise St.	0 3	106 H	New Mexico	3 2			
			157 H	UNLV	3 0	205 H	Air Force	2 3			

Non-Div. I Games:

San Diego St.

Average RPI Win:	227	WON-LOST	WINNING	LAST 10	STRENGTH OF	OPP. STRENGTH	TEAM	ADJ	CONF.	ADJ CONF.										
Average RPI Loss:	138	RECORD	PCT. RANK	GAMES	SCHEDULE	OF SCHEDULE	RPI	RPI	RPI	RPI										
DIV. I ONLY		15- 9	.625	92	8- 2	226	228	145	.51328	146	23	23								
DIV. I NON-CONF.		5- 4	.55556	145	0- 0	204	167	167	.49806	167	23	23								
<hr/>																				
TOTALS	RPI 1-25	RPI 26-50		W-L RECORDS		RPI 51-100		RPI 101-150		RPI 150+										
15- 9	0- 0	0- 0		OVERALL		0- 1		1- 5		14- 3										
6- 1	0- 0	0- 0		HOME		0- 0		1- 0		5- 1										
5- 6	0- 0	0- 0		AWAY		0- 0		0- 4		5- 2										
4- 2	0- 0	0- 0		NEUTRAL		0- 1		0- 1		4- 0										
<hr/>																				
5- 4	0- 0	0- 0		NON-CONFERENCE		0- 1		0- 3		5- 0										
0- 0	0- 0	0- 0		HOME		0- 0		0- 0		0- 0										
1- 2	0- 0	0- 0		AWAY		0- 0		0- 2		1- 0										
4- 2	0- 0	0- 0		NEUTRAL		0- 1		0- 1		4- 0										
<hr/>																				
10- 5	0- 0	0- 0		CONFERENCE		0- 0		1- 2		9- 3										
6- 1	0- 0	0- 0		HOME		0- 0		1- 0		5- 1										
4- 4	0- 0	0- 0		AWAY		0- 0		0- 2		4- 2										
0- 0	0- 0	0- 0		NEUTRAL		0- 0		0- 0		0- 0										
<hr/>																				
RPI	S	Opponent	Score	RPI	S	Opponent	Score	RPI	S	Opponent	Score									
								96	N	FGCU	1	3								
								104	A	George Washington	1	3								
								107	A	Hofstra	1	3								
								126	N	UC Davis	0	3								
								144	A	Harvard	1	3								
								144	A	Harvard	0	3								
								144	H	Harvard	3	0								
								160	A	Dartmouth	1	3								
								160	H	Dartmouth	3	0								
								165	A	Yale	0	3								
								165	H	Yale	3	1								
								177	N	Duquesne	3	0								
								194	A	Penn	3	1								
								194	H	Penn	1	3								
								200	A	Rutgers	3	0								
								217	N	Radford	3	2								
								228	N	Howard	3	2								
								252	A	Brown	3	2								
								252	H	Brown	3	0								
								266	A	Columbia	3	1								
								266	H	Columbia	3	0								
								285	A	Cornell	3	0								
																285	H	Cornell	3	0
																318	N	Hartford	3	0
																LAST 10 GAMES				
144	A	Harvard	1	3	144	H	Harvard									3	0			
266	A	Columbia	3	1	160	H	Dartmouth									3	0			
285	A	Cornell	3	0	194	A	Penn	3	1											
252	H	Brown	3	0	165	A	Yale	0	3											
165	H	Yale	3	1	252	A	Brown	3	2											

**Non-Div. I Games:**

Princeton



Average RPI Win: 209		WON-LOST	WINNING	LAST 10	STRENGTH OF		OPP. STRENGTH	TEAM	ADJ	CONF.	ADJ CONF.
Average RPI Loss: 116		RECORD	PCT. RANK	GAMES	SCHEDULE		OF SCHEDULE	RPI	RPI	RPI	RPI
DIV. I ONLY		19- 13	.59375	111	4- 6		207	157	140	.51303	147
DIV. I NON-CONF.		10- 2	.83333	30	0- 0		296	252	133	.51843	139
TOTALS		RPI 1-25	RPI 26-50		W-L RECORDS		RPI 51-100		RPI 101-150		RPI 150+
19- 13	0- 0	1- 2		OVERALL		2- 3		3- 5		13- 3	
7- 6	0- 0	1- 0		HOME		0- 2		1- 3		5- 1	
7- 6	0- 0	0- 1		AWAY		2- 1		2- 2		3- 2	
5- 1	0- 0	0- 1		NEUTRAL		0- 0		0- 0		5- 0	
10- 2	0- 0	0- 1		NON-CONFERENCE		1- 0		0- 0		9- 1	
3- 0	0- 0	0- 0		HOME		0- 0		0- 0		3- 0	
2- 1	0- 0	0- 0		AWAY		1- 0		0- 0		1- 1	
5- 1	0- 0	0- 1		NEUTRAL		0- 0		0- 0		5- 0	
9- 11	0- 0	1- 1		CONFERENCE		1- 3		3- 5		4- 2	
4- 6	0- 0	1- 0		HOME		0- 2		1- 3		2- 1	
5- 5	0- 0	0- 1		AWAY		1- 1		2- 2		2- 1	
0- 0	0- 0	0- 0		NEUTRAL		0- 0		0- 0		0- 0	
RPI S	Opponent	Score	RPI S	Opponent	Score	RPI S	Opponent	Score	RPI S	Opponent	Score
			32 A	SMU	1 3	72 A	Temple	3 2	110 A	Tulsa	3 0
			32 H	SMU	3 0	72 H	Temple	0 3	110 H	Tulsa	2 3
			43 N	Boise St.	0 3	85 A	Cincinnati	1 3	122 A	UCF	3 2
						85 H	Cincinnati	0 3	122 H	UCF	0 3
						88 A	North Texas	3 0	127 A	Memphis	0 3
									127 H	Memphis	2 3
									138 A	UConn	0 3
									138 H	UConn	3 1
									152 A	South Fla.	3 2
									152 H	South Fla.	2 3
									167 A	Texas Tech	1 3
									227 N	Abilene Christian	3 1
									237 A	Tulane	3 2
									237 H	Tulane	3 1
									250 H	Southeastern La.	3 2
									254 A	East Carolina	0 3
									254 H	East Carolina	3 1
									261 N	Utah St.	3 1
									287 H	Nicholls St.	3 0
									287 N	Nicholls St.	3 2
									292 A	La.-Lafayette	3 1
									292 N	La.-Lafayette	3 0
									310 N	Jackson St.	3 0
									316 H	Alabama A&M	3 0
LAST 10 GAMES			127 A	Memphis	0 3	110 A	Tulsa	3 0			
			85 A	Cincinnati	1 3	72 H	Temple	0 3			
			254 H	East Carolina	3 1	138 H	UConn	3 1			
			237 H	Tulane	3 1	152 H	South Fla.	2 3			
			32 A	SMU	1 3	122 H	UCF	0 3			

Non-Div. I Games:

Houston



Average RPI Win:	217	WON-LOST	WINNING	LAST 10	STRENGTH OF	OPP. STRENGTH	TEAM	ADJ	CONF.	ADJ CONF.	
Average RPI Loss:	89	RECORD	PCT. RANK	GAMES	SCHEDULE	OF SCHEDULE	RPI	RPI	RPI	RPI	
DIV. I ONLY	17- 16	.51515	159	3- 7	133	144	147	.51246	149	7	7
DIV. I NON-CONF.	11- 4	.73333	69	0- 0	191	244	107	.54072	108	8	8
<hr/>											
TOTALS	RPI 1-25	RPI 26-50		W-L RECORDS		RPI 51-100		RPI 101-150		RPI 150+	
17- 16	0- 0	1- 7		OVERALL		2- 3		2- 3		12- 3	
10- 7	0- 0	1- 3		HOME		0- 2		2- 1		7- 1	
4- 7	0- 0	0- 4		AWAY		1- 1		0- 1		3- 1	
3- 2	0- 0	0- 0		NEUTRAL		1- 0		0- 1		2- 1	
<hr/>											
11- 4	0- 0	0- 0		NON-CONFERENCE		2- 1		1- 2		8- 1	
6- 2	0- 0	0- 0		HOME		0- 1		1- 1		5- 0	
2- 0	0- 0	0- 0		AWAY		1- 0		0- 0		1- 0	
3- 2	0- 0	0- 0		NEUTRAL		1- 0		0- 1		2- 1	
<hr/>											
6- 12	0- 0	1- 7		CONFERENCE		0- 2		1- 1		4- 2	
4- 5	0- 0	1- 3		HOME		0- 1		1- 0		2- 1	
2- 7	0- 0	0- 4		AWAY		0- 1		0- 1		2- 1	
0- 0	0- 0	0- 0		NEUTRAL		0- 0		0- 0		0- 0	
<hr/>											
RPI S	Opponent	Score	RPI S	Opponent	Score	RPI S	Opponent	Score	RPI S	Opponent	Score
			28 A	Wichita St.	1 3	69 A	Illinois St.	1 3	113 A	Loyola Chicago	1 3
			28 H	Wichita St.	0 3	69 H	Illinois St.	1 3	113 H	Loyola Chicago	3 2
			34 A	Missouri St.	2 3	97 A	Kent St.	3 2	115 H	IUPUI	2 3
			34 H	Missouri St.	2 3	98 N	Oakland	3 1	123 H	Valparaiso	3 2
			40 A	Southern Ill.	1 3	99 H	Murray St.	0 3	134 N	Albany (NY)	1 3
			40 H	Southern Ill.	1 3				158 N	Marshall	1 3
			45 A	UNI	0 3				195 H	Eastern Mich.	3 1
			45 H	UNI	3 2				202 A	Eastern Ill.	3 1
									206 A	Drake	1 3
									206 H	Drake	2 3
									262 A	Evansville	3 1
									262 H	Evansville	3 1
									269 H	UT Martin	3 0
									275 A	Bradley	3 0
									275 H	Bradley	3 0
									279 N	Morehead St.	3 2
									280 H	IPFW	3 0
									294 N	Canisius	3 1
									307 H	Chicago St.	3 0
									313 H	Western Ill.	3 0
			LAST 10 GAMES								
			69 A	Illinois St.	1 3	45 A	UNI	0 3			
			40 A	Southern Ill.	1 3	206 A	Drake	1 3			
			262 A	Evansville	3 1	28 H	Wichita St.	0 3			
			275 H	Bradley	3 0	34 H	Missouri St.	2 3			
			113 H	Loyola Chicago	3 2	69 H	Illinois St.	1 3			

Non-Div. I Games:

Indiana St.

Average RPI Win:	211	WON-LOST	WINNING	LAST 10	STRENGTH OF	OPP. STRENGTH	TEAM	ADJ	CONF.	ADJ CONF.	
Average RPI Loss:	114	RECORD	PCT. RANK	GAMES	SCHEDULE	OF SCHEDULE	RPI	RPI	RPI	RPI	
DIV. I ONLY	18- 11	.62069	95	6- 4	255	152	150	.51108	150	21	21
DIV. I NON-CONF.	9- 5	.64286	113	1- 0	195	102	123	.52962	125	20	20
<hr/>											
TOTALS	RPI 1-25	RPI 26-50		W-L RECORDS	RPI 51-100		RPI 101-150		RPI 150+		
18- 11	0- 0	0- 1		OVERALL	0- 3		2- 4		16- 3		
6- 2	0- 0	0- 0		HOME	0- 1		1- 1		5- 0		
7- 6	0- 0	0- 1		AWAY	0- 1		0- 1		7- 3		
5- 3	0- 0	0- 0		NEUTRAL	0- 1		1- 2		4- 0		
<hr/>											
9- 5	0- 0	0- 1		NON-CONFERENCE	0- 1		2- 2		7- 1		
1- 0	0- 0	0- 0		HOME	0- 0		1- 0		0- 0		
3- 2	0- 0	0- 1		AWAY	0- 0		0- 0		3- 1		
5- 3	0- 0	0- 0		NEUTRAL	0- 1		1- 2		4- 0		
<hr/>											
9- 6	0- 0	0- 0		CONFERENCE	0- 2		0- 2		9- 2		
5- 2	0- 0	0- 0		HOME	0- 1		0- 1		5- 0		
4- 4	0- 0	0- 0		AWAY	0- 1		0- 1		4- 2		
0- 0	0- 0	0- 0		NEUTRAL	0- 0		0- 0		0- 0		
<hr/>											
RPI S	Opponent	Score	RPI S	Opponent	Score	RPI S	Opponent	Score	RPI S	Opponent	Score
			38 A	Miami (FL)	0 3	51 N	Kansas St.	0 3	109 N	Washington St.	0 3
						61 A	New Mexico St.	2 3	118 H	Portland	3 2
						61 H	New Mexico St.	2 3	122 N	UCF	3 1
									130 A	CSU Bakersfield	1 3
									130 H	CSU Bakersfield	1 3
									141 N	UC Irvine	0 3
									155 A	FIU	3 1
									159 A	UMKC	2 3
									159 A	UMKC	3 2
									159 H	UMKC	3 1
									173 A	Idaho	0 3
									176 A	California	3 0
									185 N	VCU	3 0
									185 N	Nevada	3 0
									189 N	Eastern Wash.	3 0
									198 A	Utah Valley	0 3
									198 H	Utah Valley	3 0
									234 A	Middle Tenn.	3 1
									248 A	UTRGV	3 1
									248 H	UTRGV	3 0
									255 N	Bethune-Cookman	3 0
									276 A	Grand Canyon	3 0
									276 H	Grand Canyon	3 0
									307 A	Chicago St.	3 1
									307 H	Chicago St.	3 2

Non-Div. I Games:

Seattle

Average RPI Win:		221	WON-LOST RECORD		WINNING PCT. RANK		LAST 10 GAMES		STRENGTH OF SCHEDULE		OPP. STRENGTH OF SCHEDULE		TEAM RPI		ADJ RPI		CONF. RPI		ADJ CONF. RPI	
Average RPI Loss:		80																		
DIV. I ONLY			14- 16		.46667 183		7- 3		103		125		151		.50974 151		19		18	
DIV. I NON-CONF.			4- 9		.30769 259		0- 0		44		43		151		.50705 152		16		15	
TOTALS			RPI 1-25		RPI 26-50		W-L RECORDS		RPI 51-100		RPI 101-150		RPI 150+							
14- 16			0- 2		0- 5		OVERALL		0- 5		2- 1		12- 3							
10- 3			0- 0		0- 1		HOME		0- 2		1- 0		9- 0							
3- 9			0- 1		0- 2		AWAY		0- 2		1- 1		2- 3							
1- 4			0- 1		0- 2		NEUTRAL		0- 1		0- 0		1- 0							
4- 9			0- 2		0- 4		NON-CONFERENCE		0- 2		0- 1		4- 0							
3- 2			0- 0		0- 1		HOME		0- 1		0- 0		3- 0							
0- 4			0- 1		0- 1		AWAY		0- 1		0- 1		0- 0							
1- 3			0- 1		0- 2		NEUTRAL		0- 0		0- 0		1- 0							
10- 7			0- 0		0- 1		CONFERENCE		0- 3		2- 0		8- 3							
7- 1			0- 0		0- 0		HOME		0- 1		1- 0		6- 0							
3- 5			0- 0		0- 1		AWAY		0- 1		1- 0		2- 3							
0- 1			0- 0		0- 0		NEUTRAL		0- 1		0- 0		0- 0							
RPI	S	Opponent	Score		RPI	S	Opponent	Score		RPI	S	Opponent	Score		RPI	S	Opponent	Score		
8	N	Kansas	1	3	33	A	Northern Ariz.	2	3	56	H	Idaho St.	2	3	122	A	UCF	0	3	
20	A	Colorado St.	0	3	36	N	Marquette	1	3	76	A	Sacramento St.	1	3	139	A	North Dakota	3	2	
					39	H	Arizona St.	0	3	76	N	Sacramento St.	1	3	139	H	North Dakota	3	0	
					40	N	Southern Ill.	1	3	87	A	Denver	0	3	161	H	Western Mich.	3	1	
					44	A	Wyoming	1	3	92	H	Indiana	0	3	173	A	Idaho	1	3	
															173	H	Idaho	3	1	
															179	N	Delaware	3	2	
															183	A	Southern Utah	1	3	
															189	A	Eastern Wash.	0	3	
															189	H	Eastern Wash.	3	2	
															215	H	Portland St.	3	0	
															239	H	Eastern Ky.	3	1	
															260	A	Montana	3	2	
															260	H	Montana	3	1	
															261	H	Utah St.	3	0	
															274	H	Weber St.	3	0	
															304	A	Montana St.	3	2	
															304	H	Montana St.	3	0	
LAST 10 GAMES																				
76 N Sacramento St.					1	3	139 A North Dakota					3	2							
173 H Idaho					3	1	215 H Portland St.					3	0							
189 H Eastern Wash.					3	2	33 A Northern Ariz.					2	3							
304 A Montana St.					3	2	183 A Southern Utah					1	3							
260 A Montana					3	2	139 H North Dakota					3	0							

**Non-Div. I Games:**

Northern Colo.

Average RPI Win:	187	WON-LOST RECORD	WINNING PCT. RANK	LAST 10 GAMES		STRENGTH OF SCHEDULE	OPP. STRENGTH OF SCHEDULE	TEAM RPI	ADJ RPI	CONF. RPI	ADJ CONF. RPI
DIV. I ONLY		11- 21	.34375    244	4- 6		35	116	155	.50885    152	9	9
DIV. I NON-CONF.		3- 9	.25      271	0- 0		23	105	149	.50848    149	11	11
TOTALS	RPI 1-25	RPI 26-50		W-L RECORDS		RPI 51-100		RPI 101-150		RPI 150+	
11- 21	0- 4	1- 1		OVERALL		0- 6		5- 8		5- 2	
5- 11	0- 3	0- 1		HOME		0- 4		2- 3		3- 0	
4- 8	0- 1	1- 0		AWAY		0- 2		2- 3		1- 2	
2- 2	0- 0	0- 0		NEUTRAL		0- 0		1- 2		1- 0	
3- 9	0- 4	0- 0		NON-CONFERENCE		0- 2		1- 2		2- 1	
1- 5	0- 3	0- 0		HOME		0- 2		0- 0		1- 0	
0- 2	0- 1	0- 0		AWAY		0- 0		0- 0		0- 1	
2- 2	0- 0	0- 0		NEUTRAL		0- 0		1- 2		1- 0	
8- 12	0- 0	1- 1		CONFERENCE		0- 4		4- 6		3- 1	
4- 6	0- 0	0- 1		HOME		0- 2		2- 3		2- 0	
4- 6	0- 0	1- 0		AWAY		0- 2		2- 3		1- 1	
0- 0	0- 0	0- 0		NEUTRAL		0- 0		0- 0		0- 0	
RPI    S	Opponent	Score	RPI    S	Opponent	Score	RPI    S	Opponent	Score	RPI    S	Opponent	Score
4     A	Nebraska	0    3	32    A	SMU	3    1	70    H	Auburn	0    3	108   N	Georgia Tech	1    3
10    H	Penn St.	0    3	32    H	SMU	1    3	72    A	Temple	0    3	110   A	Tulsa	0    3
16    H	Arkansas St.	0    3				72    H	Temple	0    3	110   H	Tulsa	1    3
18    H	Missouri	1    3				85    A	Cincinnati	1    3	122   A	UCF	1    3
						85    H	Cincinnati	1    3	122   H	UCF	1    3
						96    H	FGCU	0    3	126   N	UC Davis	0    3
									127   A	Memphis	3    1
									127   H	Memphis	3    1
									138   A	UConn	0    3
									138   H	UConn	3    1
									140   N	North Florida	3    0
									147   A	Houston	3    2
									147   H	Houston	2    3
									155   A	FIU	0    3
									237   A	Tulane	2    3
									237   H	Tulane	3    2
									254   A	East Carolina	3    0
									254   H	East Carolina	3    0
									284   H	Florida A&M	3    0
									316   N	Alabama A&M	3    0
			LAST 10 GAMES								
			110 A Tulsa                  0    3			138 A UConn                0    3					
			32 A SMU                    3    1			254 H East Carolina        3    0					
			127 H Memphis              3    1			122 H UCF                   1    3					
			85 H Cincinnati            1    3			147 A Houston              3    2					
			72 A Temple                 0    3			237 A Tulane                2    3					

**Non-Div. I Games:**

South Fla.

Average RPI Win:		190	WON-LOST RECORD		WINNING PCT. RANK		LAST 10 GAMES		STRENGTH OF SCHEDULE		OPP. STRENGTH OF SCHEDULE		TEAM RPI		ADJ RPI		CONF. RPI		ADJ CONF. RPI	
DIV. I ONLY			13- 18		.41935 213		5- 5		90		91		152		.50871 153		5		5	
DIV. I NON-CONF.			7- 6		.53846 152		0- 0		185		219		170		.49594 170		4		4	
TOTALS		RPI 1-25		RPI 26-50		W-L RECORDS		RPI 51-100		RPI 101-150		RPI 150+								
13- 18		0- 4		0- 2		OVERALL		3- 7		2- 3		8- 2								
9- 7		0- 3		0- 0		HOME		2- 3		2- 0		5- 1								
2- 9		0- 1		0- 1		AWAY		1- 4		0- 3		1- 0								
2- 2		0- 0		0- 1		NEUTRAL		0- 0		0- 0		2- 1								
7- 6		0- 0		0- 2		NON-CONFERENCE		0- 2		0- 0		7- 2								
5- 2		0- 0		0- 0		HOME		0- 1		0- 0		5- 1								
0- 2		0- 0		0- 1		AWAY		0- 1		0- 0		0- 0								
2- 2		0- 0		0- 1		NEUTRAL		0- 0		0- 0		2- 1								
6- 12		0- 4		0- 0		CONFERENCE		3- 5		2- 3		1- 0								
4- 5		0- 3		0- 0		HOME		2- 2		2- 0		0- 0								
2- 7		0- 1		0- 0		AWAY		1- 3		0- 3		1- 0								
0- 0		0- 0		0- 0		NEUTRAL		0- 0		0- 0		0- 0								
RPI	S	Opponent		Score		RPI	S	Opponent		Score		RPI	S	Opponent		Score				
6	H	Texas A&M		2	3	31	A	Michigan		0	3	60	A	Arkansas		2	3			
7	H	Florida		0	3	47	N	Pittsburgh		1	3	60	H	Arkansas		3	0			
18	A	Missouri		0	3							70	A	Auburn		2	3			
21	H	Kentucky		0	3							70	H	Auburn		3	0			
												83	H	Coastal Caro.		0	3			
												84	A	Furman		0	3			
												90	A	Alabama		3	0			
												90	H	Alabama		3	0			
												95	A	Ole Miss		3	0			
												95	H	Ole Miss		3	0			
														219 A Georgia		3	0			
														236 N Winthrop		3	2			
														250 H Southeastern La.		3	0			
														254 H East Carolina		3	0			
														305 H Charleston So.		3	1			
														328 H N.C. Central		3	0			
LAST 10 GAMES																				
		18 A Missouri		0	3			90 A Alabama		1	3									
		60 A Arkansas		3	2			70 A Auburn		1	3									
		90 H Alabama		1	3			95 H Ole Miss		3	0									
		131 H Mississippi St.		3	0			7 H Florida		0	3									
		112 H Tennessee		3	0			60 H Arkansas		3	1									

Non-Div. I Games:

South Carolina

Average RPI Win: 208		WON-LOST	WINNING	LAST 10	STRENGTH OF		OPP. STRENGTH	TEAM	ADJ	CONF.	ADJ CONF.
Average RPI Loss: 62		RECORD	PCT. RANK	GAMES	SCHEDULE		OF SCHEDULE	RPI	RPI	RPI	RPI
DIV. I ONLY		16- 16	.5	160	3- 7		162	85	154	.50757	154
DIV. I NON-CONF.		11- 1	.91667	12	0- 0		287	239	95	.54852	97
TOTALS		RPI 1-25	RPI 26-50		W-L RECORDS		RPI 51-100		RPI 101-150		RPI 150+
16- 16	0- 4	0- 3		OVERALL		1- 7		2- 1		13- 1	
8- 8	0- 3	0- 2		HOME		1- 3		2- 0		5- 0	
4- 8	0- 1	0- 1		AWAY		0- 4		0- 1		4- 1	
4- 0	0- 0	0- 0		NEUTRAL		0- 0		0- 0		4- 0	
11- 1	0- 0	0- 0		NON-CONFERENCE		0- 1		2- 0		9- 0	
5- 1	0- 0	0- 0		HOME		0- 1		2- 0		3- 0	
2- 0	0- 0	0- 0		AWAY		0- 0		0- 0		2- 0	
4- 0	0- 0	0- 0		NEUTRAL		0- 0		0- 0		4- 0	
5- 15	0- 4	0- 3		CONFERENCE		1- 6		0- 1		4- 1	
3- 7	0- 3	0- 2		HOME		1- 2		0- 0		2- 0	
2- 8	0- 1	0- 1		AWAY		0- 4		0- 1		2- 1	
0- 0	0- 0	0- 0		NEUTRAL		0- 0		0- 0		0- 0	
RPI S	Opponent	Score	RPI S	Opponent	Score	RPI S	Opponent	Score	RPI S	Opponent	Score
19 H	Louisville	0 <span>3</span>	38 H	Miami (FL)	2 <span>3</span>	57 A	Syracuse	1 <span>3</span>	108 A	Georgia Tech	0 <span>3</span>
24 A	North Carolina	1 <span>3</span>	47 A	Pittsburgh	1 <span>3</span>	59 A	Virginia	0 <span>3</span>	112 H	Tennessee	3 0
24 H	North Carolina	0 <span>3</span>	47 H	Pittsburgh	2 <span>3</span>	59 H	Virginia	0 <span>3</span>	133 H	Jacksonville	3 1
25 H	Florida St.	1 <span>3</span>				73 A	Duke	0 <span>3</span>	153 A	South Carolina	3 0
						73 H	Duke	2 <span>3</span>	168 A	Boston College	1 <span>3</span>
						81 A	Virginia Tech	1 <span>3</span>	175 A	Wake Forest	3 1
						81 H	Virginia Tech	3 0	175 H	Wake Forest	3 1
						95 H	Ole Miss	2 <span>3</span>	179 H	Delaware	3 0
									193 H	Campbell	3 0
									209 A	Clemson	3 0
									211 H	Notre Dame	3 2
									237 A	Tulane	3 1
									250 N	Southeastern La.	3 0
									281 N	Incarnate Word	3 2
									287 N	Nicholls St.	3 1
									323 H	Hampton	3 0
									328 N	N.C. Central	3 0
			LAST 10 GAMES								
			175 A	Wake Forest	3 1	81 H	Virginia Tech	3 0			
			73 A	Duke	0 <span>3</span>	57 A	Syracuse	1 <span>3</span>			
			59 A	Virginia	0 <span>3</span>	168 A	Boston College	1 <span>3</span>			
			24 A	North Carolina	1 <span>3</span>	19 H	Louisville	0 <span>3</span>			
			47 H	Pittsburgh	2 <span>3</span>	211 H	Notre Dame	3 2			

Non-Div. I Games:

North Carolina St.



F  
I  
U

FIU				Through Games Of Through Nov. 28, 2015								
Average RPI Win:	217	WON-LOST RECORD	WINNING PCT. RANK	LAST 10 GAMES	STRENGTH OF SCHEDULE	OPP. STRENGTH OF SCHEDULE	TEAM RPI	ADJ RPI	CONF. RPI	ADJ CONF. RPI		
Average RPI Loss:	111											
DIV. I ONLY	15- 13	.53571	145	4- 6	178	155	156	.50676	155	11	11	
DIV. I NON-CONF.	6- 5	.54545	146	0- 0	273	249	213	.46324	213	12	12	
<hr/>												
TOTALS	RPI 1-25	RPI 26-50		W-L RECORDS	RPI 51-100		RPI 101-150		RPI 150+			
15- 13	0- 2	0- 0		OVERALL	2- 5		0- 4		13- 2			
8- 7	0- 1	0- 0		HOME	1- 3		0- 3		7- 0			
5- 5	0- 1	0- 0		AWAY	1- 2		0- 1		4- 1			
2- 1	0- 0	0- 0		NEUTRAL	0- 0		0- 0		2- 1			
<hr/>												
6- 5	0- 0	0- 0		NON-CONFERENCE	0- 1		0- 3		6- 1			
3- 4	0- 0	0- 0		HOME	0- 1		0- 3		3- 0			
1- 0	0- 0	0- 0		AWAY	0- 0		0- 0		1- 0			
2- 1	0- 0	0- 0		NEUTRAL	0- 0		0- 0		2- 1			
<hr/>												
9- 8	0- 2	0- 0		CONFERENCE	2- 4		0- 1		7- 1			
5- 3	0- 1	0- 0		HOME	1- 2		0- 0		4- 0			
4- 5	0- 1	0- 0		AWAY	1- 2		0- 1		3- 1			
0- 0	0- 0	0- 0		NEUTRAL	0- 0		0- 0		0- 0			
<hr/>												
RPI S Opponent	Score	RPI S Opponent	Score	RPI S Opponent	Score	RPI S Opponent	Score	RPI S Opponent	Score			
13 A Western Ky.	0 <span>3</span>			63 A UTSA	1 <span>3</span>	111 A Southern Miss.	2 <span>3</span>					
13 H Western Ky.	0 <span>3</span>			63 H UTSA	1 <span>3</span>	122 H UCF	0 <span>3</span>					
				74 A Rice	0 <span>3</span>	140 H North Florida	1 <span>3</span>					
				88 H North Texas	1 <span>3</span>	150 H Seattle	1 <span>3</span>					
				93 A Fla. Atlantic	3 2	152 H South Fla.	3 0					
				93 H Fla. Atlantic	3 1	158 H Marshall	3 1					
				96 H FGCU	1 <span>3</span>	196 H UTEP	3 0					
						208 A Charlotte	3 0					
						208 H Charlotte	3 0					
						212 A Stetson	3 2					
						234 A Middle Tenn.	2 <span>3</span>					
						245 A Louisiana Tech	3 0					
						245 H Louisiana Tech	3 1					
						247 N Mercer	3 0					
						255 H Bethune-Cookman	3 1					
						273 N Austin Peay	0 <span>3</span>					
						291 A UAB	3 2					
						316 H Alabama A&M	3 0					
						331 N Savannah St.	3 0					
<hr/>												
LAST 10 GAMES												
63 A UTSA	1 <span>3</span>	63 H UTSA	1 <span>3</span>									
208 A Charlotte	3 0	234 A Middle Tenn.	2 <span>3</span>									
245 A Louisiana Tech	3 0	93 A Fla. Atlantic	3 2									
88 H North Texas	1 <span>3</span>	245 H Louisiana Tech	3 1									
13 H Western Ky.	0 <span>3</span>	111 A Southern Miss.	2 <span>3</span>									

Non-Div. I Games:

FIU

F  
I  
U

Average RPI Win:	265	WON-LOST	WINNING	LAST 10	STRENGTH OF	OPP. STRENGTH	TEAM	ADJ	CONF.	ADJ CONF.	
Average RPI Loss:	125	RECORD	PCT. RANK	GAMES	SCHEDULE	OF SCHEDULE	RPI	RPI	RPI	RPI	
DIV. I ONLY	19- 13	.59375	111	7- 3	190	270	153	.50665	156	25	25
DIV. I NON-CONF.	8- 7	.53333	155	0- 0	142	255	160	.50212	158	25	26
<hr/>											
TOTALS	RPI 1-25	RPI 26-50		W-L RECORDS		RPI 51-100		RPI 101-150		RPI 150+	
19- 13	0- 0	0- 3		OVERALL		0- 3		1- 4		18- 3	
10- 3	0- 0	0- 1		HOME		0- 1		1- 0		9- 1	
6- 6	0- 0	0- 1		AWAY		0- 2		0- 2		6- 1	
3- 4	0- 0	0- 1		NEUTRAL		0- 0		0- 2		3- 1	
<hr/>											
8- 7	0- 0	0- 3		NON-CONFERENCE		0- 1		0- 2		8- 1	
4- 1	0- 0	0- 1		HOME		0- 0		0- 0		4- 0	
1- 3	0- 0	0- 1		AWAY		0- 1		0- 1		1- 0	
3- 3	0- 0	0- 1		NEUTRAL		0- 0		0- 1		3- 1	
<hr/>											
11- 6	0- 0	0- 0		CONFERENCE		0- 2		1- 2		10- 2	
6- 2	0- 0	0- 0		HOME		0- 1		1- 0		5- 1	
5- 3	0- 0	0- 0		AWAY		0- 1		0- 1		5- 1	
0- 1	0- 0	0- 0		NEUTRAL		0- 0		0- 1		0- 0	
<hr/>											
RPI S	Opponent	Score	RPI S	Opponent	Score	RPI S	Opponent	Score	RPI S	Opponent	Score
			33 N	Northern Ariz.	0 3	75 A	James Madison	0 3	102 A	Rhode Island	2 3
			41 H	Villanova	0 3	77 A	American	0 3	104 N	George Washington	0 3
			47 A	Pittsburgh	1 3	77 H	American	0 3	121 A	Army West Point	0 3
									121 H	Army West Point	3 2
									121 N	Army West Point	0 3
									184 H	Marist	3 0
									199 A	Colgate	3 1
									199 H	Colgate	3 0
									232 A	Bucknell	3 2
									232 H	Bucknell	3 0
									253 N	Sacred Heart	3 2
									258 N	Bowling Green	0 3
									264 A	Navy	1 3
									264 H	Navy	3 1
									279 H	Morehead St.	3 1
									282 A	Fordham	3 0
									294 N	Canisius	3 0
									300 A	Lafayette	3 0
									300 H	Lafayette	0 3
									308 A	Loyola Maryland	3 0
									308 H	Loyola Maryland	3 0
			LAST 10 GAMES						311 A	Holy Cross	3 0
			121 N	Army West Point	0 3	199 A	Colgate	3 1	311 H	Holy Cross	3 1
			121 H	Army West Point	3 2	308 A	Loyola Maryland	3 0	314 N	St. Francis Brooklyn	3 1
			311 H	Holy Cross	3 1	264 A	Navy	1 3	315 H	Fairleigh Dickinson	3 0
			77 A	American	0 3	300 A	Lafayette	3 0	324 H	Saint Peter's	3 0
			232 H	Bucknell	3 0	311 A	Holy Cross	3 0			

**Non-Div. I Games:**

Lehigh

Average RPI Win:	201	WON-LOST	WINNING	LAST 10	STRENGTH OF	OPP. STRENGTH	TEAM	ADJ	CONF.	ADJ CONF.	
Average RPI Loss:	104	RECORD	PCT. RANK	GAMES	SCHEDULE	OF SCHEDULE	RPI	RPI	RPI	RPI	
DIV. I ONLY	16- 14	.53333	147	5- 5	192	111	157	.50629	157	10	10
DIV. I NON-CONF.	7- 5	.58333	137	0- 0	158	120	132	.5226	132	10	10
<hr/>											
TOTALS	RPI 1-25	RPI 26-50		W-L RECORDS		RPI 51-100		RPI 101-150		RPI 150+	
16- 14	0- 1	0- 5		OVERALL		0- 1		4- 2		12- 5	
13- 2	0- 1	0- 1		HOME		0- 0		4- 0		9- 0	
2- 9	0- 0	0- 3		AWAY		0- 1		0- 2		2- 3	
1- 3	0- 0	0- 1		NEUTRAL		0- 0		0- 0		1- 2	
<hr/>											
7- 5	0- 0	0- 2		NON-CONFERENCE		0- 1		2- 0		5- 2	
6- 0	0- 0	0- 0		HOME		0- 0		2- 0		4- 0	
0- 2	0- 0	0- 1		AWAY		0- 1		0- 0		0- 0	
1- 3	0- 0	0- 1		NEUTRAL		0- 0		0- 0		1- 2	
<hr/>											
9- 9	0- 1	0- 3		CONFERENCE		0- 0		2- 2		7- 3	
7- 2	0- 1	0- 1		HOME		0- 0		2- 0		5- 0	
2- 7	0- 0	0- 2		AWAY		0- 0		0- 2		2- 3	
0- 0	0- 0	0- 0		NEUTRAL		0- 0		0- 0		0- 0	
<hr/>											
RPI S	Opponent	Score	RPI S	Opponent	Score	RPI S	Opponent	Score	RPI S	Opponent	Score
20 H	Colorado St.	1 <span>3</span>	29 N	Illinois	1 <span>3</span>	51 A	Kansas St.	0 <span>3</span>	106 A	New Mexico	1 <span>3</span>
			39 A	Arizona St.	0 <span>3</span>				106 H	New Mexico	3 2
			43 A	Boise St.	1 <span>3</span>				135 H	Central Ark.	3 1
			43 H	Boise St.	0 <span>3</span>				137 H	Seton Hall	3 0
			44 A	Wyoming	0 <span>3</span>				145 A	San Diego St.	0 <span>3</span>
									145 H	San Diego St.	3 1
									163 H	Omaha	3 0
									170 N	Green Bay	1 <span>3</span>
									176 N	California	2 <span>3</span>
									182 H	Oral Roberts	3 1
									185 A	Nevada	1 <span>3</span>
									185 H	Nevada	3 0
									204 A	Fresno St.	2 <span>3</span>
									204 H	Fresno St.	3 1
									205 A	Air Force	0 <span>3</span>
									205 H	Air Force	3 0
									215 H	Portland St.	3 2
									230 A	San Jose St.	3 1
									230 H	San Jose St.	3 1
									250 H	Southeastern La.	3 0
									261 A	Utah St.	3 2
									261 H	Utah St.	3 1
									301 N	Texas Southern	3 0
			LAST 10 GAMES								
			204 H	Fresno St.	3 1	145 A	San Diego St.	0 <span>3</span>			
			44 A	Wyoming	0 <span>3</span>	185 A	Nevada	1 <span>3</span>			
			20 H	Colorado St.	1 <span>3</span>	43 H	Boise St.	0 <span>3</span>			
			205 H	Air Force	3 0	261 H	Utah St.	3 1			
			106 H	New Mexico	3 2	230 A	San Jose St.	3 1			

Non-Div. I Games:

UNLV

[illegible]

**Non-Div. I Games:**

Marshall

Average RPI Win:		244	WON-LOST RECORD		WINNING PCT. RANK		LAST 10 GAMES		STRENGTH OF SCHEDULE		OPP. STRENGTH OF SCHEDULE		TEAM RPI		ADJ RPI		CONF. RPI		ADJ CONF. RPI	
Average RPI Loss:		89																		
DIV. I ONLY			15- 13		.53571 145		4- 6		186		179		160		.50349 159		21		21	
DIV. I NON-CONF.			7- 5		.58333 137		0- 0		135		110		125		.52932 126		20		20	
TOTALS		RPI 1-25		RPI 26-50		W-L RECORDS		RPI 51-100		RPI 101-150		RPI 150+								
15- 13		0- 2		0- 1		OVERALL		1- 5		1- 4		13- 1								
9- 3		0- 0		0- 0		HOME		0- 1		1- 2		8- 0								
4- 6		0- 1		0- 0		AWAY		0- 2		0- 2		4- 1								
2- 4		0- 1		0- 1		NEUTRAL		1- 2		0- 0		1- 0								
7- 5		0- 2		0- 1		NON-CONFERENCE		1- 2		0- 0		6- 0								
4- 0		0- 0		0- 0		HOME		0- 0		0- 0		4- 0								
1- 1		0- 1		0- 0		AWAY		0- 0		0- 0		1- 0								
2- 4		0- 1		0- 1		NEUTRAL		1- 2		0- 0		1- 0								
8- 8		0- 0		0- 0		CONFERENCE		0- 3		1- 4		7- 1								
5- 3		0- 0		0- 0		HOME		0- 1		1- 2		4- 0								
3- 5		0- 0		0- 0		AWAY		0- 2		0- 2		3- 1								
0- 0		0- 0		0- 0		NEUTRAL		0- 0		0- 0		0- 0								
RPI	S	Opponent		Score		RPI	S	Opponent		Score		RPI	S	Opponent		Score				
8	A	Kansas		0	3	34	N	Missouri St.		2	3	61	A	New Mexico St.		0	3			
16	N	Arkansas St.		0	3							61	A	New Mexico St.		1	3			
												61	H	New Mexico St.		1	3			
												71	N	Saint Louis		3	2			
												73	N	Duke		0	3			
												89	N	Gonzaga		1	3			
												130	A	CSU Bakersfield		1	3			
												130	H	CSU Bakersfield		2	3			
												150	A	Seattle		1	3			
												150	H	Seattle		2	3			
												150	H	Seattle		3	2			
												163	H	Omaha		3	1			
												198	A	Utah Valley		1	3			
												198	H	Utah Valley		3	2			
												248	A	UTRGV		3	1			
												248	H	UTRGV		3	1			
												265	A	Southeast Mo. St.		3	0			
												275	H	Bradley		3	0			
												276	A	Grand Canyon		3	0			
												276	H	Grand Canyon		3	0			
												277	H	South Dakota St.		3	0			
												289	H	SIUE		3	1			
												307	A	Chicago St.		3	0			
												307	H	Chicago St.		3	0			
												313	N	Western Ill.		3	0			
LAST 10 GAMES																				
61 A New Mexico St.						0	3	248 H UTRGV						3	1					
150 H Seattle						3	2	61 H New Mexico St.						1	3					
276 A Grand Canyon						3	0	150 A Seattle						1	3					
130 A CSU Bakersfield						1	3	198 A Utah Valley						1	3					
307 H Chicago St.						3	0	130 H CSU Bakersfield						2	3					

Non-Div. I Games:

UMKC

Average RPI Win:	217	WON-LOST	WINNING	LAST 10	STRENGTH OF	OPP. STRENGTH	TEAM	ADJ	CONF.	ADJ CONF.	
Average RPI Loss:	133	RECORD	PCT. RANK	GAMES	SCHEDULE	OF SCHEDULE	RPI	RPI	RPI	RPI	
DIV. I ONLY	12- 11	.52174	152	6- 4	167	197	162	.50224	160	23	23
DIV. I NON-CONF.	3- 6	.33333	249	0- 0	113	69	195	.47829	194	23	23
<hr/>											
TOTALS	RPI 1-25	RPI 26-50		W-L RECORDS		RPI 51-100		RPI 101-150		RPI 150+	
12- 11	0- 0	0- 2		OVERALL		0- 2		3- 2		9- 5	
7- 2	0- 0	0- 0		HOME		0- 0		2- 1		5- 1	
4- 6	0- 0	0- 1		AWAY		0- 1		1- 1		3- 3	
1- 3	0- 0	0- 1		NEUTRAL		0- 1		0- 0		1- 1	
<hr/>											
3- 6	0- 0	0- 2		NON-CONFERENCE		0- 2		1- 0		2- 2	
2- 0	0- 0	0- 0		HOME		0- 0		1- 0		1- 0	
0- 3	0- 0	0- 1		AWAY		0- 1		0- 0		0- 1	
1- 3	0- 0	0- 1		NEUTRAL		0- 1		0- 0		1- 1	
<hr/>											
9- 5	0- 0	0- 0		CONFERENCE		0- 0		2- 2		7- 3	
5- 2	0- 0	0- 0		HOME		0- 0		1- 1		4- 1	
4- 3	0- 0	0- 0		AWAY		0- 0		1- 1		3- 2	
0- 0	0- 0	0- 0		NEUTRAL		0- 0		0- 0		0- 0	
<hr/>											
RPI S	Opponent	Score	RPI S	Opponent	Score	RPI S	Opponent	Score	RPI S	Opponent	Score
			30 A	San Diego	0 3	66 N	Pacific	0 3	138 H	UConn	3 1
			49 N	TCU	0 3	98 A	Oakland	1 3	144 A	Harvard	3 2
									144 H	Harvard	0 3
									146 A	Princeton	0 3
									146 H	Princeton	3 1
									161 N	Western Mich.	2 3
									165 A	Yale	2 3
									165 H	Yale	3 1
									194 A	Penn	0 3
									194 H	Penn	0 3
									201 H	West Virginia	3 1
									202 N	Eastern Ill.	3 1
									221 A	Bryant	1 3
									252 A	Brown	3 2
									252 H	Brown	3 0
									266 A	Columbia	3 2
									266 H	Columbia	3 1
									285 A	Cornell	3 1
									285 H	Cornell	3 0
<hr/>											
			LAST 10 GAMES								
			165 A	Yale	2 3	146 A	Princeton	0 3			
			252 A	Brown	3 2	144 H	Harvard	0 3			
			285 H	Cornell	3 0	266 A	Columbia	3 2			
			266 H	Columbia	3 1	285 A	Cornell	3 1			
			194 A	Penn	0 3	252 H	Brown	3 0			

Non-Div. I Games:

Dartmouth

[illegible]

**Non-Div. I Games:**

Western Mich.

[illegible]

**Non-Div. I Games:**

South Ala.



O  
m  
a  
h  
a

Omaha					Through Games Of Through Nov. 28, 2015							
Average RPI Win: 207 Average RPI Loss: 160		WON-LOST RECORD	WINNING PCT. RANK	LAST 10 GAMES	STRENGTH OF SCHEDULE	OPP. STRENGTH OF SCHEDULE	TEAM RPI	ADJ RPI	CONF. RPI	ADJ CONF. RPI		
DIV. I ONLY		19- 13	.59375 111	8- 2	245	213	161	.50139 163	22	22		
DIV. I NON-CONF.		5- 8	.38462 227	0- 0	260	187	251	.43402 251	21	21		
TOTALS		RPI 1-25	RPI 26-50		W-L RECORDS		RPI 51-100		RPI 101-150		RPI 150+	
19- 13	0- 0	0- 0		OVERALL		1- 2		5- 5		13- 6		
7- 5	0- 0	0- 0		HOME		1- 0		2- 3		4- 2		
6- 6	0- 0	0- 0		AWAY		0- 2		1- 1		5- 3		
6- 2	0- 0	0- 0		NEUTRAL		0- 0		2- 1		4- 1		
5- 8	0- 0	0- 0		NON-CONFERENCE		0- 0		2- 3		3- 5		
1- 3	0- 0	0- 0		HOME		0- 0		1- 2		0- 1		
0- 3	0- 0	0- 0		AWAY		0- 0		0- 0		0- 3		
4- 2	0- 0	0- 0		NEUTRAL		0- 0		1- 1		3- 1		
14- 5	0- 0	0- 0		CONFERENCE		1- 2		3- 2		10- 1		
6- 2	0- 0	0- 0		HOME		1- 0		1- 1		4- 1		
6- 3	0- 0	0- 0		AWAY		0- 2		1- 1		5- 0		
2- 0	0- 0	0- 0		NEUTRAL		0- 0		1- 0		1- 0		
RPI S	Opponent	Score	RPI S	Opponent	Score	RPI S	Opponent	Score	RPI S	Opponent	Score	
						87 A Denver		0 3	115 A IUPUI		1 3	
						87 A Denver		2 3	115 H IUPUI		0 3	
						87 H Denver		3 0	115 N IUPUI		3 2	
									122 H UCF		0 3	
									124 A North Dakota St.		3 2	
									124 H North Dakota St.		3 1	
									126 H UC Davis		2 3	
									135 N Central Ark.		2 3	
									137 N Seton Hall		3 0	
									139 H North Dakota		3 1	
									157 A UNLV		0 3	
									159 A UMKC		1 3	
									182 A Oral Roberts		3 0	
									182 H Oral Roberts		3 0	
									182 N Oral Roberts		3 0	
									187 A South Dakota		3 1	
									187 H South Dakota		3 1	
									206 H Drake		2 3	
									230 N San Jose St.		1 3	
									259 A Central Mich.		0 3	
									262 N Evansville		3 2	
									275 N Bradley		3 0	
						87 A Denver		2 3	277 A South Dakota St.		3 1	
						115 N IUPUI		3 2	277 H South Dakota St.		3 0	
						182 N Oral Roberts		3 0	280 A IPFW		3 1	
						115 A IUPUI		1 3	280 H IPFW		2 3	
						280 A IPFW		3 1	289 N SIUE		3 2	
			LAST 10 GAMES									
						87 A Denver		2 3	182 H Oral Roberts		3 0	
						115 N IUPUI		3 2	277 H South Dakota St.		3 0	
						182 N Oral Roberts		3 0	313 H Western Ill.		3 0	
						115 A IUPUI		1 3	187 A South Dakota		3 1	
						280 A IPFW		3 1	87 H Denver		3 0	

O  
m  
a  
h  
a

Non-Div. I Games:

Omaha

RPI	S	Opponent	Score	
313	A	Western Ill.	3	1
313	H	Western Ill.	3	0

Omaha

O  
m  
a  
h  
a

O  
m  
a  
h  
a

Average RPI Win: 264		WON-LOST	WINNING		LAST 10	STRENGTH OF		OPP. STRENGTH	TEAM	ADJ	CONF.	ADJ CONF.						
Average RPI Loss: 233		RECORD	PCT. RANK		GAMES	SCHEDULE		OF SCHEDULE	RPI	RPI	RPI	RPI						
DIV. I ONLY		21- 9	.7	60	10- 0	268		316	158	.50106	164	30	30					
DIV. I NON-CONF.		5- 5	.5	162	0- 0	250		303	225	.45451	227	30	30					
TOTALS		RPI 1-25		RPI 26-50		W-L RECORDS		RPI 51-100		RPI 101-150		RPI 150+						
21- 9		0- 0		0- 0		OVERALL		0- 1		0- 1		21- 7						
11- 2		0- 0		0- 0		HOME		0- 0		0- 1		11- 1						
6- 5		0- 0		0- 0		AWAY		0- 0		0- 0		6- 5						
4- 2		0- 0		0- 0		NEUTRAL		0- 1		0- 0		4- 1						
5- 5		0- 0		0- 0		NON-CONFERENCE		0- 1		0- 1		5- 3						
3- 1		0- 0		0- 0		HOME		0- 0		0- 1		3- 0						
0- 2		0- 0		0- 0		AWAY		0- 0		0- 0		0- 2						
2- 2		0- 0		0- 0		NEUTRAL		0- 1		0- 0		2- 1						
16- 4		0- 0		0- 0		CONFERENCE		0- 0		0- 0		16- 4						
8- 1		0- 0		0- 0		HOME		0- 0		0- 0		8- 1						
6- 3		0- 0		0- 0		AWAY		0- 0		0- 0		6- 3						
2- 0		0- 0		0- 0		NEUTRAL		0- 0		0- 0		2- 0						
RPI	S	Opponent	Score	RPI	S	Opponent	Score	RPI	S	Opponent	Score	RPI	S	Opponent	Score			
								82	N	Towson	1	3		143	H	New Hampshire	1	3
														168	H	Boston College	3	2
														184	A	Marist	3	2
														184	H	Marist	3	1
														184	N	Marist	3	1
														194	A	Penn	1	3
														207	A	Siena	3	1
														207	H	Siena	3	1
														232	N	Bucknell	0	3
														253	H	Sacred Heart	3	2
														256	A	Manhattan	3	0
														256	H	Manhattan	3	0
														256	N	Manhattan	3	2
														272	A	Niagara	2	3
														272	H	Niagara	3	1
														283	A	Rider	3	1
														283	H	Rider	1	3
														294	A	Canisius	0	3
														294	H	Canisius	3	0
														296	A	Iona	2	3
														296	H	Iona	3	1
														297	N	NJIT	3	0
														302	A	Central Conn. St.	0	3
														311	H	Holy Cross	3	1
														322	N	Delaware St.	3	0
														324	A	Saint Peter's	3	0
														324	H	Saint Peter's	3	0

Non-Div. I Games:

Fairfield

RPI	S	Opponent	Score	
330	A	Quinnipiac	3	0
330	H	Quinnipiac	3	0

Fairfield

F  
a  
i  
r  
f  
i  
e  
l  
d

F  
a  
i  
r  
f  
i  
e  
l  
d

Y  
a  
l  
e

Loss, Non-Conf,S Site, H Home, A Away, N Neutral Page 173

Average RPI Win:	245	WON-LOST	WINNING	LAST 10	STRENGTH OF	OPP. STRENGTH	TEAM	ADJ	CONF.	ADJ CONF.	
Average RPI Loss:	135	RECORD	PCT. RANK	GAMES	SCHEDULE	OF SCHEDULE	RPI	RPI	RPI	RPI	
DIV. I ONLY	14- 14	.5	160	5- 5	140	255	168	.49873	166	26	26
DIV. I NON-CONF.	5- 8	.38462	227	0- 0	84	157	165	.49926	164	27	27
<hr/>											
TOTALS	RPI 1-25	RPI 26-50		W-L RECORDS		RPI 51-100		RPI 101-150		RPI 150+	
14- 14	0- 1	0- 2		OVERALL		0- 4		1- 0		13- 7	
8- 3	0- 0	0- 0		HOME		0- 1		1- 0		7- 2	
5- 5	0- 0	0- 1		AWAY		0- 2		0- 0		5- 2	
1- 6	0- 1	0- 1		NEUTRAL		0- 1		0- 0		1- 3	
<hr/>											
5- 8	0- 1	0- 2		NON-CONFERENCE		0- 3		1- 0		4- 2	
4- 0	0- 0	0- 0		HOME		0- 0		1- 0		3- 0	
0- 3	0- 0	0- 1		AWAY		0- 2		0- 0		0- 0	
1- 5	0- 1	0- 1		NEUTRAL		0- 1		0- 0		1- 2	
<hr/>											
9- 6	0- 0	0- 0		CONFERENCE		0- 1		0- 0		9- 5	
4- 3	0- 0	0- 0		HOME		0- 1		0- 0		4- 2	
5- 2	0- 0	0- 0		AWAY		0- 0		0- 0		5- 2	
0- 1	0- 0	0- 0		NEUTRAL		0- 0		0- 0		0- 1	
<hr/>											
RPI S	Opponent	Score		RPI S	Opponent	Score		RPI S	Opponent	Score	
18 N	Missouri	1	3	27 N	Loyola Marymount	0	3	78 N	Chattanooga	0	3
				33 A	Northern Ariz.	0	3				
								79 A	Appalachian St.	2	3
								81 A	Virginia Tech	1	3
								83 H	Coastal Caro.	0	3
									UNCG	3	0
									High Point	1	3
									High Point	3	1
									Houston Baptist	3	1
									VCU	3	0
									Campbell	3	2
									Campbell	2	3
									Charlotte	0	3
									Radford	3	1
									Radford	1	3
									Radford	2	3
									Middle Tenn.	0	3
									Winthrop	3	2
									UNC Asheville	1	3
									UNC Asheville	3	2
									Charleston So.	3	1
									Presbyterian	3	0
									Gardner-Webb	3	1
									Gardner-Webb	3	1
									Fairleigh Dickinson	3	1
									Hampton	3	0
<hr/>											
LAST 10 GAMES				LAST 10 GAMES				LAST 10 GAMES			
217 N Radford				2	3	217 H Radford				1	3
312 A Gardner-Webb				3	1	236 A Winthrop				3	2
241 A UNC Asheville				1	3	309 A Presbyterian				3	0
193 H Campbell				2	3	83 H Coastal Caro.				0	3
180 H High Point				3	1	305 H Charleston So.				3	1

Non-Div. I Games:

Liberty

Average RPI Win:		217	WON-LOST RECORD		WINNING PCT. RANK		LAST 10 GAMES		STRENGTH OF SCHEDULE		OPP. STRENGTH OF SCHEDULE		TEAM RPI		ADJ RPI		CONF. RPI		ADJ CONF. RPI	
DIV. I ONLY			14- 16		.46667 183		1- 9		183		39		165		.49838 167		2		2	
DIV. I NON-CONF.			11- 3		.78571 45		0- 0		319		152		155		.50064 160		3		3	
TOTALS		RPI 1-25		RPI 26-50		W-L RECORDS		RPI 51-100		RPI 101-150		RPI 150+								
14- 16		0- 6		0- 4		OVERALL		1- 4		2- 1		11- 1								
7- 7		0- 3		0- 2		HOME		1- 1		1- 1		5- 0								
3- 8		0- 3		0- 2		AWAY		0- 2		0- 0		3- 1								
4- 1		0- 0		0- 0		NEUTRAL		0- 1		1- 0		3- 0								
11- 3		0- 0		0- 0		NON-CONFERENCE		0- 1		2- 1		9- 1								
5- 1		0- 0		0- 0		HOME		0- 0		1- 1		4- 0								
2- 1		0- 0		0- 0		AWAY		0- 0		0- 0		2- 1								
4- 1		0- 0		0- 0		NEUTRAL		0- 1		1- 0		3- 0								
3- 13		0- 6		0- 4		CONFERENCE		1- 3		0- 0		2- 0								
2- 6		0- 3		0- 2		HOME		1- 1		0- 0		1- 0								
1- 7		0- 3		0- 2		AWAY		0- 2		0- 0		1- 0								
0- 0		0- 0		0- 0		NEUTRAL		0- 0		0- 0		0- 0								
RPI	S	Opponent		Score		RPI	S	Opponent		Score		RPI	S	Opponent		Score				
1	A	Texas		0 3		42	A	Baylor		0 3		51	A	Kansas St.		0 3				
1	H	Texas		0 3		42	H	Baylor		1 3		51	H	Kansas St.		0 3				
8	A	Kansas		0 3		49	A	TCU		0 3		68	A	Oklahoma		0 3				
8	H	Kansas		0 3		49	H	TCU		0 3		68	H	Oklahoma		3 2				
23	A	Iowa St.		0 3								100	N	Maryland		1 3				
23	H	Iowa St.		1 3																

Non-Div. I Games:

Texas Tech

Average RPI Win:	199	WON-LOST RECORD	WINNING PCT. RANK	LAST 10 GAMES	STRENGTH OF SCHEDULE	OPP. STRENGTH OF SCHEDULE	TEAM RPI	ADJ RPI	CONF. RPI	ADJ CONF. RPI					
DIV. I ONLY		12- 20	.375	231	3- 7	88	90	170	.4979	168	6	6			
DIV. I NON-CONF.		8- 4	.66667	99	0- 0	147	202	110	.5389	111	6	6			
<hr/>															
TOTALS	RPI 1-25	RPI 26-50		W-L RECORDS		RPI 51-100		RPI 101-150		RPI 150+					
12- 20	0- 4	0- 3		OVERALL		0- 7		3- 2		9- 4					
7- 7	0- 2	0- 1		HOME		0- 3		0- 1		7- 0					
3- 10	0- 2	0- 2		AWAY		0- 3		2- 1		1- 2					
2- 3	0- 0	0- 0		NEUTRAL		0- 1		1- 0		1- 2					
8- 4	0- 0	0- 0		NON-CONFERENCE		0- 1		3- 0		5- 3					
4- 0	0- 0	0- 0		HOME		0- 0		0- 0		4- 0					
2- 1	0- 0	0- 0		AWAY		0- 0		2- 0		0- 1					
2- 3	0- 0	0- 0		NEUTRAL		0- 1		1- 0		1- 2					
4- 16	0- 4	0- 3		CONFERENCE		0- 6		0- 2		4- 1					
3- 7	0- 2	0- 1		HOME		0- 3		0- 1		3- 0					
1- 9	0- 2	0- 2		AWAY		0- 3		0- 1		1- 1					
0- 0	0- 0	0- 0		NEUTRAL		0- 0		0- 0		0- 0					
RPI	S	Opponent	Score	RPI	S	Opponent	Score	RPI	S	Opponent	Score				
19	A	Louisville	0 <span>3</span>	38	A	Miami (FL)	0 <span>3</span>	54	N	Michigan St.	0 <span>3</span>	108	A	Georgia Tech	2 <span>3</span>
19	H	Louisville	1 <span>3</span>	47	A	Pittsburgh	0 <span>3</span>	57	A	Syracuse	1 <span>3</span>	108	H	Georgia Tech	1 <span>3</span>
24	H	North Carolina	2 <span>3</span>	47	H	Pittsburgh	0 <span>3</span>	57	H	Syracuse	0 <span>3</span>	138	N	UConn	3 0
25	A	Florida St.	0 <span>3</span>					59	H	Virginia	0 <span>3</span>	143	A	New Hampshire	3 0
								73	A	Duke	1 <span>3</span>	144	A	Harvard	3 2
								81	A	Virginia Tech	1 <span>3</span>	154	H	North Carolina St.	3 1
								81	H	Virginia Tech	0 <span>3</span>	158	N	Marshall	2 <span>3</span>
												162	H	South Ala.	3 1
												164	A	Fairfield	2 <span>3</span>
												175	A	Wake Forest	2 <span>3</span>
												179	N	Delaware	2 <span>3</span>
												209	H	Clemson	3 0
												211	A	Notre Dame	3 0
												211	H	Notre Dame	3 2
												238	N	Stony Brook	3 0
												253	H	Sacred Heart	3 1
												257	H	Providence	3 2
												270	H	Northeastern	3 0
				LAST 10 GAMES											
				211	H	Notre Dame	3 2	175	A	Wake Forest	2 <span>3</span>				
				19	H	Louisville	1 <span>3</span>	24	H	North Carolina	2 <span>3</span>				
				81	A	Virginia Tech	1 <span>3</span>	154	H	North Carolina St.	3 1				
				47	A	Pittsburgh	0 <span>3</span>	108	H	Georgia Tech	1 <span>3</span>				
				73	A	Duke	1 <span>3</span>	209	H	Clemson	3 0				

Non-Div. I Games:

Boston College



[illegible]

**Non-Div. I Games:**

Belmont

Average RPI Win:	213	WON-LOST RECORD	WINNING PCT. RANK	LAST 10 GAMES	STRENGTH OF SCHEDULE	OPP. STRENGTH OF SCHEDULE	TEAM RPI	ADJ RPI	CONF. RPI	ADJ CONF. RPI					
DIV. I ONLY	17- 13	.56667	127	4- 6	249	185	171	.49721	170	16	16				
DIV. I NON-CONF.	9- 4	.69231	86	0- 0	281	179	164	.49931	163	19	19				
<hr/>															
TOTALS	RPI 1-25	RPI 26-50		W-L RECORDS		RPI 51-100		RPI 101-150		RPI 150+					
17- 13	0- 0	0- 0		OVERALL		0- 5		2- 3		15- 5					
4- 5	0- 0	0- 0		HOME		0- 2		0- 1		4- 2					
6- 6	0- 0	0- 0		AWAY		0- 3		1- 2		5- 1					
7- 2	0- 0	0- 0		NEUTRAL		0- 0		1- 0		6- 2					
<hr/>															
9- 4	0- 0	0- 0		NON-CONFERENCE		0- 1		1- 2		8- 1					
1- 0	0- 0	0- 0		HOME		0- 0		0- 0		1- 0					
1- 3	0- 0	0- 0		AWAY		0- 1		0- 2		1- 0					
7- 1	0- 0	0- 0		NEUTRAL		0- 0		1- 0		6- 1					
<hr/>															
8- 9	0- 0	0- 0		CONFERENCE		0- 4		1- 1		7- 4					
3- 5	0- 0	0- 0		HOME		0- 2		0- 1		3- 2					
5- 3	0- 0	0- 0		AWAY		0- 2		1- 0		4- 1					
0- 1	0- 0	0- 0		NEUTRAL		0- 0		0- 0		0- 1					
<hr/>															
RPI	S	Opponent	Score	RPI	S	Opponent	Score	RPI	S	Opponent	Score				
						51	A	Kansas St.	0	3	117	A	Miami (OH)	0	3
						67	A	Cleveland St.	0	3	118	N	Portland	3	1
						67	H	Cleveland St.	1	3	123	A	Valparaiso	3	0
						98	A	Oakland	0	3	123	H	Valparaiso	0	3
						98	H	Oakland	1	3	139	A	North Dakota	2	3
										157	N	UNLV	3	1	
										172	A	Milwaukee	3	0	
										172	H	Milwaukee	3	0	
										176	N	California	3	0	
										187	N	South Dakota	3	1	
										188	A	Northern Ky.	2	3	
										188	H	Northern Ky.	2	3	
										188	N	Northern Ky.	1	3	
										206	N	Drake	3	1	
										226	A	Youngstown St.	3	1	
										226	H	Youngstown St.	0	3	
										229	A	Ill.-Chicago	3	0	
										229	H	Ill.-Chicago	3	0	
										231	A	Wright St.	3	1	
										231	H	Wright St.	3	0	
						275	N	Bradley	0	3					
				LAST 10 GAMES				280	N	IPFW	3	2			
				188 N Northern Ky.		1	3	290	A	Toledo	3	1			
				172 A Milwaukee		3	0	295	N	Jacksonville St.	3	0			
				229 H Ill.-Chicago		3	0	307	H	Chicago St.	3	0			
				123 H Valparaiso		0	3								
				188 A Northern Ky.		2	3								
				172 H Milwaukee		3	0								

Non-Div. I Games:

Green Bay

[illegible]

**Non-Div. I Games:**

Stephen F. Austin

Average RPI Win: 170		WON-LOST RECORD		WINNING PCT. RANK		LAST 10 GAMES		STRENGTH OF SCHEDULE		OPP. STRENGTH OF SCHEDULE		TEAM RPI		ADJ RPI		CONF. RPI		ADJ CONF. RPI	
DIV. I ONLY		9- 21		.3 271		4- 6		36		127		172		.49526 172		16		16	
DIV. I NON-CONF.		2- 11		.15385 301		0- 1		30		23		185		.48513 185		19		19	
TOTALS		RPI 1-25		RPI 26-50		W-L RECORDS		RPI 51-100		RPI 101-150		RPI 150+							
9- 21		0- 2		0- 3		OVERALL		2- 7		1- 3		6- 6							
7- 4		0- 0		0- 1		HOME		1- 2		1- 0		5- 1							
2- 11		0- 0		0- 1		AWAY		1- 4		0- 2		1- 4							
0- 6		0- 2		0- 1		NEUTRAL		0- 1		0- 1		0- 1							
2- 11		0- 2		0- 3		NON-CONFERENCE		1- 4		0- 1		1- 1							
2- 1		0- 0		0- 1		HOME		1- 0		0- 0		1- 0							
0- 5		0- 0		0- 1		AWAY		0- 3		0- 1		0- 0							
0- 5		0- 2		0- 1		NEUTRAL		0- 1		0- 0		0- 1							
7- 10		0- 0		0- 0		CONFERENCE		1- 3		1- 2		5- 5							
5- 3		0- 0		0- 0		HOME		0- 2		1- 0		4- 1							
2- 6		0- 0		0- 0		AWAY		1- 1		0- 1		1- 4							
0- 1		0- 0		0- 0		NEUTRAL		0- 0		0- 1		0- 0							
RPI	S	Opponent		Score		RPI	S	Opponent		Score		RPI	S	Opponent		Score			
6	N	Texas A&M		1	3	34	H	Missouri St.		0	3	55	A	Northwestern		0	3		
23	N	Iowa St.		0	3	36	A	Marquette		0	3	67	A	Cleveland St.		0	3		
						50	N	Lipscomb		1	3	67	H	Cleveland St.		2	3		
												82	N	Towson		1	3		
												84	H	Furman		3	2		
												91	A	Iowa		0	3		
												94	A	Northern Ill.		1	3		
												98	A	Oakland		3	2		
												98	H	Oakland		0	3		
														123 A Valparaiso		0	3		
														123 H Valparaiso		3	1		
														123 N Valparaiso		2	3		
														124 A North Dakota St.		2	3		
														161 H Western Mich.		3	1		
														170 A Green Bay		0	3		
														170 H Green Bay		0	3		
														188 A Northern Ky.		3	2		
														188 H Northern Ky.		3	0		
														198 N Utah Valley		0	3		
														226 A Youngstown St.		0	3		
														226 H Youngstown St.		3	2		
														229 A Ill.-Chicago		2	3		
														229 H Ill.-Chicago		3	2		
														231 A Wright St.		0	3		
														231 H Wright St.		3	2		
				LAST 10 GAMES															
				123 N Valparaiso				2	3	188 A Northern Ky.				3	2				
				170 H Green Bay				0	3	36 A Marquette				0	3				
				123 H Valparaiso				3	1	67 H Cleveland St.				2	3				
				229 H Ill.-Chicago				3	2	226 H Youngstown St.				3	2				
				231 A Wright St.				0	3	98 H Oakland				0	3				

Non-Div. I Games:

Milwaukee

Average RPI Win:	221	WON-LOST	WINNING	LAST 10	STRENGTH OF	OPP. STRENGTH	TEAM	ADJ	CONF.	ADJ CONF.	
Average RPI Loss:	108	RECORD	PCT. RANK	GAMES	SCHEDULE	OF SCHEDULE	RPI	RPI	RPI	RPI	
DIV. I ONLY	14- 16	.46667	183	6- 4	157	161	173	.49381	173	19	18
DIV. I NON-CONF.	3- 9	.25	271	0- 0	109	136	226	.45584	225	16	15
<hr/>											
TOTALS	RPI 1-25	RPI 26-50		W-L RECORDS	RPI 51-100		RPI 101-150		RPI 150+		
14- 16	0- 0	0- 3		OVERALL	1- 3		2- 7		11- 3		
8- 3	0- 0	0- 0		HOME	1- 0		1- 3		6- 0		
4- 7	0- 0	0- 2		AWAY	0- 1		0- 2		4- 2		
2- 6	0- 0	0- 1		NEUTRAL	0- 2		1- 2		1- 1		
<hr/>											
3- 9	0- 0	0- 2		NON-CONFERENCE	0- 1		1- 5		2- 1		
1- 2	0- 0	0- 0		HOME	0- 0		1- 2		0- 0		
1- 2	0- 0	0- 1		AWAY	0- 0		0- 1		1- 0		
1- 5	0- 0	0- 1		NEUTRAL	0- 1		0- 2		1- 1		
<hr/>											
11- 7	0- 0	0- 1		CONFERENCE	1- 2		1- 2		9- 2		
7- 1	0- 0	0- 0		HOME	1- 0		0- 1		6- 0		
3- 5	0- 0	0- 1		AWAY	0- 1		0- 1		3- 2		
1- 1	0- 0	0- 0		NEUTRAL	0- 1		1- 0		0- 0		
<hr/>											
RPI S	Opponent	Score	RPI S	Opponent	Score	RPI S	Opponent	Score	RPI S	Opponent	Score
			26 A	Hawaii	0 3	56 A	Idaho St.	0 3	105 N	Cal Poly	1 3
			28 N	Wichita St.	0 3	56 N	Idaho St.	1 3	109 H	Washington St.	0 3
			33 A	Northern Ariz.	1 3	76 H	Sacramento St.	3 2	118 A	Portland	0 3
						82 N	Towson	2 3	139 A	North Dakota	0 3
									139 H	North Dakota	2 3
									139 N	North Dakota	3 2
									141 H	UC Irvine	2 3
									142 N	Oregon St.	0 3
									150 H	Seattle	3 0
									151 A	Northern Colo.	1 3
									151 H	Northern Colo.	3 1
									183 H	Southern Utah	3 1
									189 A	Eastern Wash.	0 3
									189 H	Eastern Wash.	3 1
									215 H	Portland St.	3 2
									218 N	Western Caro.	1 3
									260 A	Montana	3 2
									260 H	Montana	3 1
									271 A	Tennessee Tech	3 0
									274 A	Weber St.	3 1
									304 A	Montana St.	3 0
									304 H	Montana St.	3 0
									314 N	St. Francis Brooklyn	3 0
<hr/>											
			LAST 10 GAMES								
			56 N	Idaho St.	1 3	183 H	Southern Utah	3 1			
			139 N	North Dakota	3 2	260 H	Montana	3 1			
			151 A	Northern Colo.	1 3	304 H	Montana St.	3 0			
			139 A	North Dakota	0 3	56 A	Idaho St.	0 3			
			189 H	Eastern Wash.	3 1	274 A	Weber St.	3 1			

Non-Div. I Games:

Idaho



Average RPI Win:	200	WON-LOST RECORD	WINNING PCT. RANK	LAST 10 GAMES	STRENGTH OF SCHEDULE	OPP. STRENGTH OF SCHEDULE	TEAM RPI	ADJ RPI	CONF. RPI	ADJ CONF. RPI		
DIV. I ONLY		12- 20	.375	231	2- 8	102	86	177	.49192	175	6	6
DIV. I NON-CONF.		8- 4	.66667	99	0- 0	223	234	143	.51384	144	6	6
<hr/>												
TOTALS	RPI 1-25	RPI 26-50		W-L RECORDS		RPI 51-100		RPI 101-150		RPI 150+		
12- 20	0- 5	0- 3		OVERALL		1- 6		2- 2		9- 4		
4- 9	0- 2	0- 2		HOME		1- 3		1- 0		2- 2		
5- 8	0- 3	0- 1		AWAY		0- 2		1- 1		4- 1		
3- 3	0- 0	0- 0		NEUTRAL		0- 1		0- 1		3- 1		
8- 4	0- 0	0- 0		NON-CONFERENCE		0- 1		2- 1		6- 2		
2- 1	0- 0	0- 0		HOME		0- 0		1- 0		1- 1		
3- 0	0- 0	0- 0		AWAY		0- 0		1- 0		2- 0		
3- 3	0- 0	0- 0		NEUTRAL		0- 1		0- 1		3- 1		
4- 16	0- 5	0- 3		CONFERENCE		1- 5		0- 1		3- 2		
2- 8	0- 2	0- 2		HOME		1- 3		0- 0		1- 1		
2- 8	0- 3	0- 1		AWAY		0- 2		0- 1		2- 1		
0- 0	0- 0	0- 0		NEUTRAL		0- 0		0- 0		0- 0		
RPI S	Opponent	Score	RPI S	Opponent	Score	RPI S	Opponent	Score	RPI S	Opponent	Score	
19 A	Louisville	0 <span>3</span>	38 A	Miami (FL)	0 <span>3</span>	55 N	Northwestern	0 <span>3</span>	107 H	Hofstra	3 2	
24 A	North Carolina	0 <span>3</span>	38 H	Miami (FL)	1 <span>3</span>	57 H	Syracuse	0 <span>3</span>	108 A	Georgia Tech	2 <span>3</span>	
24 H	North Carolina	0 <span>3</span>	47 H	Pittsburgh	0 <span>3</span>	59 A	Virginia	0 <span>3</span>	113 A	Loyola Chicago	3 0	
25 A	Florida St.	1 <span>3</span>				59 H	Virginia	3 2	143 N	New Hampshire	1 <span>3</span>	
25 H	Florida St.	0 <span>3</span>				73 A	Duke	0 <span>3</span>	154 A	North Carolina St.	1 <span>3</span>	
						73 H	Duke	1 <span>3</span>	154 H	North Carolina St.	1 <span>3</span>	
						81 H	Virginia Tech	1 <span>3</span>	158 N	Marshall	1 <span>3</span>	
									168 H	Boston College	3 2	
									180 A	High Point	3 1	
									185 H	VCU	1 <span>3</span>	
									209 A	Clemson	3 2	
									211 A	Notre Dame	3 1	
									219 H	Georgia	3 1	
									243 N	Davidson	3 0	
									263 A	Elon	3 1	
									305 N	Charleston So.	3 0	
									328 N	N.C. Central	3 2	
LAST 10 GAMES												
154 H North Carolina St.			1 <span>3</span>	168 H Boston College			3 2					
24 H North Carolina			0 <span>3</span>	108 A Georgia Tech			2 <span>3</span>					
38 A Miami (FL)			0 <span>3</span>	209 A Clemson			3 2					
25 A Florida St.			1 <span>3</span>	59 A Virginia			0 <span>3</span>					
57 H Syracuse			0 <span>3</span>	73 H Duke			1 <span>3</span>					

Non-Div. I Games:

Wake Forest

Average RPI Win: 140		WON-LOST	WINNING	LAST 10	STRENGTH OF		OPP. STRENGTH	TEAM	ADJ	CONF.	ADJ CONF.				
Average RPI Loss: 72		RECORD	PCT. RANK	GAMES	SCHEDULE		OF SCHEDULE	RPI	RPI	RPI	RPI				
DIV. I ONLY		9- 22	.29032	273	1- 9		77	33	181	.4915	176	3	3		
DIV. I NON-CONF.		6- 5	.54545	146	0- 0		127	144	134	.52119	133	2	2		
TOTALS		RPI 1-25	RPI 26-50		W-L RECORDS		RPI 51-100		RPI 101-150		RPI 150+				
9- 22		0- 6	1- 5		OVERALL		0- 4		4- 5		4- 2				
5- 10		0- 3	1- 2		HOME		0- 2		1- 3		3- 0				
1- 10		0- 3	0- 3		AWAY		0- 2		1- 2		0- 0				
3- 2		0- 0	0- 0		NEUTRAL		0- 0		2- 0		1- 2				
6- 5		0- 0	0- 0		NON-CONFERENCE		0- 2		2- 1		4- 2				
3- 2		0- 0	0- 0		HOME		0- 1		0- 1		3- 0				
0- 1		0- 0	0- 0		AWAY		0- 1		0- 0		0- 0				
3- 2		0- 0	0- 0		NEUTRAL		0- 0		2- 0		1- 2				
3- 17		0- 6	1- 5		CONFERENCE		0- 2		2- 4		0- 0				
2- 8		0- 3	1- 2		HOME		0- 1		1- 2		0- 0				
1- 9		0- 3	0- 3		AWAY		0- 1		1- 2		0- 0				
0- 0		0- 0	0- 0		NEUTRAL		0- 0		0- 0		0- 0				
RPI	S	Opponent	Score	RPI	S	Opponent	Score	RPI	S	Opponent	Score	RPI	S	Opponent	Score
3	A	Southern California	0 <span>3</span>	39	A	Arizona St.	0 <span>3</span>	51	A	Kansas St.	1 <span>3</span>	109	A	Washington St.	0 <span>3</span>
9	A	Washington	0 <span>3</span>	39	H	Arizona St.	3 1	64	A	Colorado	1 <span>3</span>	109	H	Washington St.	3 0
9	H	Washington	0 <span>3</span>	46	A	Arizona	1 <span>3</span>	64	H	Colorado	0 <span>3</span>	121	N	Army West Point	3 1
11	H	UCLA	0 <span>3</span>	46	H	Arizona	1 <span>3</span>	66	H	Pacific	0 <span>3</span>	129	A	Utah	3 2
12	A	Stanford	1 <span>3</span>	48	A	Oregon	0 <span>3</span>					129	H	Utah	2 <span>3</span>
12	H	Stanford	1 <span>3</span>	48	H	Oregon	0 <span>3</span>					142	A	Oregon St.	0 <span>3</span>
												142	H	Oregon St.	0 <span>3</span>
												144	N	Harvard	3 2
												150	H	Seattle	0 <span>3</span>
												157	N	UNLV	3 2
												170	N	Green Bay	0 <span>3</span>
												185	H	Nevada	3 0
												189	H	Eastern Wash.	3 0
												190	H	St. Mary's (CA)	3 0
												205	N	Air Force	2 <span>3</span>
LAST 10 GAMES															
3	A	Southern California	0 <span>3</span>	109	A	Washington St.	0 <span>3</span>								
12	A	Stanford	1 <span>3</span>	48	A	Oregon	0 <span>3</span>								
64	H	Colorado	0 <span>3</span>	142	A	Oregon St.	0 <span>3</span>								
129	H	Utah	2 <span>3</span>	46	H	Arizona	1 <span>3</span>								
9	A	Washington	0 <span>3</span>	39	H	Arizona St.	3 1								

Non-Div. I Games:

California



Average RPI Win:	235	WON-LOST	WINNING	LAST 10	STRENGTH OF	OPP. STRENGTH	TEAM	ADJ	CONF.	ADJ CONF.	
Average RPI Loss:	122	RECORD	PCT. RANK	GAMES	SCHEDULE	OF SCHEDULE	RPI	RPI	RPI	RPI	
DIV. I ONLY	14- 15	.48276	176	5- 5	176	191	178	.49108	177	17	17
DIV. I NON-CONF.	6- 8	.42857	192	0- 0	154	188	194	.47904	192	18	18
<hr/>											
TOTALS	RPI 1-25	RPI 26-50		W-L RECORDS		RPI 51-100		RPI 101-150		RPI 150+	
14- 15	0- 1	0- 1		OVERALL		0- 4		1- 5		13- 4	
5- 5	0- 1	0- 1		HOME		0- 1		0- 1		5- 1	
7- 4	0- 0	0- 0		AWAY		0- 2		1- 1		6- 1	
2- 6	0- 0	0- 0		NEUTRAL		0- 1		0- 3		2- 2	
6- 8	0- 0	0- 1		NON-CONFERENCE		0- 3		0- 2		6- 2	
2- 1	0- 0	0- 1		HOME		0- 0		0- 0		2- 0	
2- 2	0- 0	0- 0		AWAY		0- 2		0- 0		2- 0	
2- 5	0- 0	0- 0		NEUTRAL		0- 1		0- 2		2- 2	
8- 7	0- 1	0- 0		CONFERENCE		0- 1		1- 3		7- 2	
3- 4	0- 1	0- 0		HOME		0- 1		0- 1		3- 1	
5- 2	0- 0	0- 0		AWAY		0- 0		1- 1		4- 1	
0- 1	0- 0	0- 0		NEUTRAL		0- 0		0- 1		0- 0	
<hr/>											
RPI S	Opponent	Score	RPI S	Opponent	Score	RPI S	Opponent	Score	RPI S	Opponent	Score
22 H	Dayton	1 <span>3</span>	47 H	Pittsburgh	0 <span>3</span>	71 H	Saint Louis	1 <span>3</span>	102 A	Rhode Island	3 1
						72 A	Temple	2 <span>3</span>	102 N	Rhode Island	2 <span>3</span>
						97 N	Kent St.	1 <span>3</span>	104 A	George Washington	0 <span>3</span>
						100 A	Maryland	0 <span>3</span>	104 H	George Washington	0 <span>3</span>
									107 N	Hofstra	1 <span>3</span>
									146 N	Princeton	0 <span>3</span>
									185 A	VCU	1 <span>3</span>
									185 H	VCU	1 <span>3</span>
									199 H	Colgate	3 0
									200 A	Rutgers	3 1
									203 A	Robert Morris	3 1
									225 A	George Mason	3 2
									225 H	George Mason	3 2
									226 H	Youngstown St.	3 2
									228 N	Howard	2 <span>3</span>
									243 A	Davidson	3 1
									243 H	Davidson	3 0
									260 N	Montana	3 1
									267 N	Binghamton	2 <span>3</span>
									282 A	Fordham	3 1
									288 N	Morgan St.	3 0
									299 A	La Salle	3 0
									299 H	La Salle	3 0
			LAST 10 GAMES								
			102 N	Rhode Island	2 <span>3</span>	299 A	La Salle	3 0			
			225 A	George Mason	3 2	185 A	VCU	1 <span>3</span>			
			104 A	George Washington	0 <span>3</span>	243 A	Davidson	3 1			
			243 H	Davidson	3 0	104 H	George Washington	0 <span>3</span>			
			185 H	VCU	1 <span>3</span>	225 H	George Mason	3 2			

Non-Div. I Games:

Duquesne

Average RPI Win: 279		WON-LOST RECORD		WINNING PCT. RANK		LAST 10 GAMES		STRENGTH OF SCHEDULE		OPP. STRENGTH OF SCHEDULE		TEAM RPI		ADJ RPI		CONF. RPI		ADJ CONF. RPI											
DIV. I ONLY		14- 14		.5 160		8- 2		170		256		179		.49104 178		29		29											
DIV. I NON-CONF.		1- 11		.08333 311		0- 1		85		24		247		.43601 245		29		29											
TOTALS		RPI 1-25		RPI 26-50		W-L RECORDS		RPI 51-100		RPI 101-150		RPI 150+																	
14- 14		0- 2		0- 2		OVERALL		0- 2		0- 4		14- 4																	
7- 6		0- 1		0- 2		HOME		0- 1		0- 0		7- 2																	
6- 6		0- 1		0- 0		AWAY		0- 1		0- 2		6- 2																	
1- 2		0- 0		0- 0		NEUTRAL		0- 0		0- 2		1- 0																	
1- 11		0- 2		0- 2		NON-CONFERENCE		0- 2		0- 4		1- 1																	
0- 4		0- 1		0- 2		HOME		0- 1		0- 0		0- 0																	
0- 5		0- 1		0- 0		AWAY		0- 1		0- 2		0- 1																	
1- 2		0- 0		0- 0		NEUTRAL		0- 0		0- 2		1- 0																	
13- 3		0- 0		0- 0		CONFERENCE		0- 0		0- 0		13- 3																	
7- 2		0- 0		0- 0		HOME		0- 0		0- 0		7- 2																	
6- 1		0- 0		0- 0		AWAY		0- 0		0- 0		6- 1																	
0- 0		0- 0		0- 0		NEUTRAL		0- 0		0- 0		0- 0																	
RPI S	Opponent		Score		RPI S	Opponent		Score		RPI S	Opponent		Score		RPI S	Opponent		Score											
7 A	Florida		0	3	46 H	Arizona		0	3	57 H	Syracuse		1	3	106 A	New Mexico		0	3										
17 H	Ohio St.		0	3	48 H	Oregon		1	3	81 A	Virginia Tech		0	3	125 A	St. John's (NY)		0	3										
										128 N ETSU					1	3													
										132 N LSU					0	3													
										203 A Robert Morris					3	1						203 H Robert Morris					1	3	
										203 H Robert Morris					0	3						217 A Radford					1	3	
										221 A Bryant					1	3						221 H Bryant					3	0	
										223 N CSUN					3	1						253 A Sacred Heart					3	1	
										253 H Sacred Heart					3	1						253 H Sacred Heart					3	1	
										302 A Central Conn. St.					3	0						302 H Central Conn. St.					3	0	
										314 A St. Francis Brooklyn					3	0						314 H St. Francis Brooklyn					3	0	
										315 A Fairleigh Dickinson					3	0						315 H Fairleigh Dickinson					3	2	
										317 A Saint Francis (PA)					3	0						317 H Saint Francis (PA)					3	0	
										LAST 10 GAMES																			
										7 A Florida					0	3						314 A St. Francis Brooklyn					3	0	
										203 H Robert Morris					1	3						317 A Saint Francis (PA)					3	0	
										253 H Sacred Heart					3	1						203 A Robert Morris					3	1	
										315 H Fairleigh Dickinson					3	2						221 H Bryant					3	0	
										253 H Sacred Heart					3	1						302 H Central Conn. St.					3	0	

Non-Div. I Games:

LIU Brooklyn

Average RPI Win: 207		WON-LOST	WINNING	LAST 10	STRENGTH OF		OPP. STRENGTH	TEAM	ADJ	CONF.	ADJ CONF.
Average RPI Loss: 117		RECORD	PCT. RANK	GAMES	SCHEDULE		OF SCHEDULE	RPI	RPI	RPI	RPI
DIV. I ONLY		12- 17	.41379	217	3- 7		118	148	180	.49057	179
DIV. I NON-CONF.		8- 5	.61538	125	0- 0		129	166	116	.5353	116
TOTALS		RPI 1-25	RPI 26-50		W-L RECORDS		RPI 51-100		RPI 101-150		RPI 150+
12- 17	0- 0	0- 1		OVERALL		1- 9		3- 2		8- 5	
5- 6	0- 0	0- 0		HOME		0- 4		0- 1		5- 1	
5- 7	0- 0	0- 0		AWAY		1- 3		2- 1		2- 3	
2- 4	0- 0	0- 1		NEUTRAL		0- 2		1- 0		1- 1	
8- 5	0- 0	0- 1		NON-CONFERENCE		0- 2		3- 0		5- 2	
3- 0	0- 0	0- 0		HOME		0- 0		0- 0		3- 0	
3- 1	0- 0	0- 0		AWAY		0- 0		2- 0		1- 1	
2- 4	0- 0	0- 1		NEUTRAL		0- 2		1- 0		1- 1	
4- 12	0- 0	0- 0		CONFERENCE		1- 7		0- 2		3- 3	
2- 6	0- 0	0- 0		HOME		0- 4		0- 1		2- 1	
2- 6	0- 0	0- 0		AWAY		1- 3		0- 1		1- 2	
0- 0	0- 0	0- 0		NEUTRAL		0- 0		0- 0		0- 0	
RPI S	Opponent	Score	RPI S	Opponent	Score	RPI S	Opponent	Score	RPI S	Opponent	Score
			40 N	Southern Ill.	2 3	54 N	Michigan St.	0 3	107 A	Hofstra	0 3
						58 A	UNCW	0 3	107 H	Hofstra	0 3
						58 H	UNCW	0 3	122 A	UCF	3 2
						75 A	James Madison	0 3	133 N	Jacksonville	3 1
						75 H	James Madison	0 3	143 A	New Hampshire	3 0
						82 A	Towson	3 2	151 N	Northern Colo.	2 3
						82 H	Towson	2 3	154 A	North Carolina St.	0 3
						86 A	Col. of Charleston	2 3	168 N	Boston College	3 2
						86 H	Col. of Charleston	2 3	194 A	Penn	3 1
						95 N	Ole Miss	0 3	246 A	William & Mary	0 3
									246 H	William & Mary	1 3
									253 H	Sacred Heart	3 2
									263 A	Elon	3 1
									263 H	Elon	3 2
									270 A	Northeastern	1 3
									270 H	Northeastern	3 1
									288 H	Morgan St.	3 0
									308 H	Loyola Maryland	3 0
LAST 10 GAMES											
			58 H	UNCW	0 3	263 H	Elon	3 2			
			86 H	Col. of Charleston	2 3	75 A	James Madison	0 3			
			107 A	Hofstra	0 3	82 A	Towson	3 2			
			270 A	Northeastern	1 3	270 H	Northeastern	3 1			
			246 H	William & Mary	1 3	107 H	Hofstra	0 3			

Non-Div. I Games:

Delaware

■ Loss, 
 ■ Non-Conf, 
 S Site, 
 H Home, 
 A Away, 
 N Neutral

Page 188

RPI	S	Opponent	Score	
320	H	N.C. A&T	3	0
329	H	South Carolina St.	3	0

High Point

H  
i  
g  
h  
P  
o  
i  
n  
t

H  
i  
g  
h  
P  
o  
i  
n  
t

[illegible]

**Non-Div. I Games:**

Houston Baptist

RPI	S	Opponent	Score
333	H	Alcorn	3 0

Average RPI Win: 214		WON-LOST	WINNING	LAST 10	STRENGTH OF		OPP. STRENGTH	TEAM	ADJ	CONF.	ADJ CONF.				
Average RPI Loss: 131		RECORD	PCT. RANK	GAMES	SCHEDULE		OF SCHEDULE	RPI	RPI	RPI	RPI				
DIV. I ONLY		14- 16	.46667	183	4- 6		181	190	186	.48891	182	22	22		
DIV. I NON-CONF.		6- 7	.46154	185	0- 0		101	131	144	.51586	142	21	21		
-----															
TOTALS		RPI 1-25		RPI 26-50		W-L RECORDS		RPI 51-100		RPI 101-150		RPI 150+			
14- 16		0- 0		2- 1		OVERALL		0- 4		2- 4		10- 7			
4- 6		0- 0		0- 0		HOME		0- 1		1- 3		3- 2			
4- 7		0- 0		0- 1		AWAY		0- 2		1- 1		3- 3			
6- 3		0- 0		2- 0		NEUTRAL		0- 1		0- 0		4- 2			
6- 7		0- 0		2- 1		NON-CONFERENCE		0- 2		0- 2		4- 2			
0- 2		0- 0		0- 0		HOME		0- 0		0- 2		0- 0			
0- 3		0- 0		0- 1		AWAY		0- 1		0- 0		0- 1			
6- 2		0- 0		2- 0		NEUTRAL		0- 1		0- 0		4- 1			
8- 9		0- 0		0- 0		CONFERENCE		0- 2		2- 2		6- 5			
4- 4		0- 0		0- 0		HOME		0- 1		1- 1		3- 2			
4- 4		0- 0		0- 0		AWAY		0- 1		1- 1		3- 2			
0- 1		0- 0		0- 0		NEUTRAL		0- 0		0- 0		0- 1			
RPI	S	Opponent	Score	RPI	S	Opponent	Score	RPI	S	Opponent	Score	RPI	S	Opponent	Score
				34	A	Missouri St.	1 3	87	A	Denver	1 3	110	H	Tulsa	0 3
				36	N	Marquette	3 2	87	H	Denver	2 3	115	A	IUPUI	2 3
				38	N	Miami (FL)	3 1	88	N	North Texas	1 3	115	H	IUPUI	3 1
								95	A	Ole Miss	0 3	120	H	Texas-Arlington	1 3
												124	A	North Dakota St.	3 1
												124	H	North Dakota St.	0 3
												157	A	UNLV	1 3
												163	A	Omaha	0 3
												163	H	Omaha	0 3
												163	N	Omaha	0 3
												181	N	Houston Baptist	3 1
												187	A	South Dakota	2 3
												187	H	South Dakota	1 3
												215	N	Portland St.	0 3
												240	N	Tennessee St.	3 0
												250	N	Southeastern La.	3 1
												277	A	South Dakota St.	3 2
												277	H	South Dakota St.	3 2
												278	N	Northwestern St.	3 1
												280	A	IPFW	3 1
												280	H	IPFW	3 0
												313	A	Western Ill.	3 1
												313	H	Western Ill.	3 2
				LAST 10 GAMES											
				163	N	Omaha	0 3	115	A	IUPUI	2 3				
				124	H	North Dakota St.	0 3	280	A	IPFW	3 1				
				87	H	Denver	2 3	277	H	South Dakota St.	3 2				
				163	A	Omaha	0 3	187	H	South Dakota	1 3				
				313	A	Western Ill.	3 1	313	H	Western Ill.	3 2				

Non-Div. I Games:

Oral Roberts



Average RPI Win:	246	WON-LOST RECORD	WINNING PCT. RANK	LAST 10 GAMES		STRENGTH OF SCHEDULE	OPP. STRENGTH OF SCHEDULE	TEAM RPI	ADJ RPI	CONF. RPI	ADJ CONF. RPI				
DIV. I ONLY		15- 15	.5    160	3- 7		213	192	184	.48717	183	19	18			
DIV. I NON-CONF.		9- 4	.69231    86	0- 0		275	233	168	.49757	168	16	15			
<hr/>															
TOTALS	RPI 1-25		RPI 26-50	W-L RECORDS		RPI 51-100			RPI 101-150		RPI 150+				
15- 15	0- 0		0- 3	OVERALL		0- 5			2- 3		13- 4				
2- 6	0- 0		0- 1	HOME		0- 2			0- 1		2- 2				
6- 6	0- 0		0- 2	AWAY		0- 1			1- 0		5- 2				
7- 3	0- 0		0- 0	NEUTRAL		0- 1			1- 2		6- 0				
9- 4	0- 0		0- 0	NON-CONFERENCE		0- 1			2- 2		7- 1				
0- 0	0- 0		0- 0	HOME		0- 0			0- 0		0- 0				
2- 1	0- 0		0- 0	AWAY		0- 0			1- 0		1- 1				
7- 3	0- 0		0- 0	NEUTRAL		0- 1			1- 2		6- 0				
6- 11	0- 0		0- 3	CONFERENCE		0- 4			0- 1		6- 3				
2- 6	0- 0		0- 1	HOME		0- 2			0- 1		2- 2				
4- 5	0- 0		0- 2	AWAY		0- 2			0- 0		4- 1				
0- 0	0- 0		0- 0	NEUTRAL		0- 0			0- 0		0- 0				
RPI	S	Opponent	Score	RPI	S	Opponent	Score	RPI	S	Opponent	Score	RPI	S	Opponent	Score
				33	A	Northern Ariz.	1    3	56	A	Idaho St.	0    3	116	N	San Francisco	1    3
				33	A	Northern Ariz.	0    3	56	H	Idaho St.	0    3	118	N	Portland	3    0
				33	H	Northern Ariz.	0    3	76	A	Sacramento St.	2    3	126	N	UC Davis	0    3
								76	H	Sacramento St.	0    3	131	A	Mississippi St.	3    0
								89	N	Gonzaga	0    3	139	H	North Dakota	2    3
												151	H	Northern Colo.	3    1
												173	A	Idaho	1    3
												189	H	Eastern Wash.	1    3
												204	A	Fresno St.	0    3
												215	A	Portland St.	3    0
												215	H	Portland St.	1    3
												234	N	Middle Tenn.	3    0
												249	N	La.-Monroe	3    0
												260	A	Montana	3    0
												261	A	Utah St.	3    1
												272	N	Niagara	3    0
												274	A	Weber St.	3    0
												274	H	Weber St.	3    1
												304	A	Montana St.	3    0
												305	N	Charleston So.	3    0
												310	N	Jackson St.	3    0
												326	N	Ark.-Pine Bluff	3    0
				LAST 10 GAMES											
				33	A	Northern Ariz.	0    3	56	A	Idaho St.	0    3				
				76	H	Sacramento St.	0    3	274	A	Weber St.	3    0				
				215	H	Portland St.	1    3	139	H	North Dakota	2    3				
				33	A	Northern Ariz.	1    3	151	H	Northern Colo.	3    1				
				173	A	Idaho	1    3	274	H	Weber St.	3    1				

**Non-Div. I Games:**

Southern Utah

Average RPI Win:	276	WON-LOST RECORD	WINNING PCT. RANK	LAST 10 GAMES	STRENGTH OF SCHEDULE	OPP. STRENGTH OF SCHEDULE	TEAM RPI	ADJ RPI	CONF. RPI	ADJ CONF. RPI		
Average RPI Loss:	221											
DIV. I ONLY		21- 10	.67742	72	8- 2	286	311	174	.48714	184	30	30
DIV. I NON-CONF.		7- 4	.63636	119	0- 0	266	299	186	.47853	193	30	30
-----												
TOTALS	RPI 1-25	RPI 26-50		W-L RECORDS		RPI 51-100		RPI 101-150		RPI 150+		
21- 10	0- 0	0- 0		OVERALL		0- 0		1- 0		20- 10		
11- 2	0- 0	0- 0		HOME		0- 0		0- 0		11- 2		
7- 6	0- 0	0- 0		AWAY		0- 0		1- 0		6- 6		
3- 2	0- 0	0- 0		NEUTRAL		0- 0		0- 0		3- 2		
7- 4	0- 0	0- 0		NON-CONFERENCE		0- 0		1- 0		6- 4		
4- 0	0- 0	0- 0		HOME		0- 0		0- 0		4- 0		
1- 3	0- 0	0- 0		AWAY		0- 0		1- 0		0- 3		
2- 1	0- 0	0- 0		NEUTRAL		0- 0		0- 0		2- 1		
14- 6	0- 0	0- 0		CONFERENCE		0- 0		0- 0		14- 6		
7- 2	0- 0	0- 0		HOME		0- 0		0- 0		7- 2		
6- 3	0- 0	0- 0		AWAY		0- 0		0- 0		6- 3		
1- 1	0- 0	0- 0		NEUTRAL		0- 0		0- 0		1- 1		
-----												
RPI S	Opponent	Score	RPI S	Opponent	Score	RPI S	Opponent	Score	RPI S	Opponent	Score	
									121 A	Army West Point	3 1	
									156 A	Lehigh	0 3	
									164 A	Fairfield	1 3	
									164 H	Fairfield	2 3	
									164 N	Fairfield	1 3	
									207 A	Siena	1 3	
									207 H	Siena	3 0	
									220 A	Lamar	0 3	
									221 H	Bryant	3 2	
									232 H	Bucknell	3 1	
									256 A	Manhattan	3 2	
									256 H	Manhattan	1 3	
									272 A	Niagara	3 1	
									272 H	Niagara	3 0	
									272 N	Niagara	3 0	
									279 N	Morehead St.	3 1	
									283 A	Rider	1 3	
									283 H	Rider	3 1	
									291 N	UAB	0 3	
									294 A	Canisius	3 1	
294 H	Canisius	3 2										
			LAST 10 GAMES						296 A	Iona	3 1	
									296 H	Iona	3 1	
									297 H	NJIT	3 0	
									299 H	La Salle	3 0	
									300 A	Lafayette	2 3	
									301 N	Texas Southern	3 1	

Non-Div. I Games:

Marist

RPI	S	Opponent	Score	
324	A	Saint Peter's	3	0
324	H	Saint Peter's	3	0
330	A	Quinnipiac	3	1
330	H	Quinnipiac	3	0

Marist

M  
a  
r  
i  
s  
t

M  
a  
r  
i  
s  
t

Average RPI Win: 202		WON-LOST RECORD		WINNING PCT. RANK		LAST 10 GAMES		STRENGTH OF SCHEDULE		OPP. STRENGTH OF SCHEDULE		TEAM RPI		ADJ RPI		CONF. RPI		ADJ CONF. RPI					
DIV. I ONLY		12- 18		.4 222		4- 6		128		135		188		.48675 185		10		10					
DIV. I NON-CONF.		5- 7		.41667 204		0- 0		192		165		205		.46853 204		10		10					
TOTALS		RPI 1-25		RPI 26-50		W-L RECORDS		RPI 51-100		RPI 101-150		RPI 150+											
12- 18		0- 2		1- 4		OVERALL		0- 2		1- 5		10- 5											
9- 3		0- 1		1- 1		HOME		0- 0		1- 1		7- 0											
1- 12		0- 1		0- 2		AWAY		0- 1		0- 3		1- 5											
2- 3		0- 0		0- 1		NEUTRAL		0- 1		0- 1		2- 0											
5- 7		0- 0		0- 1		NON-CONFERENCE		0- 2		1- 2		4- 2											
3- 0		0- 0		0- 0		HOME		0- 0		1- 0		2- 0											
0- 4		0- 0		0- 0		AWAY		0- 1		0- 1		0- 2											
2- 3		0- 0		0- 1		NEUTRAL		0- 1		0- 1		2- 0											
7- 11		0- 2		1- 3		CONFERENCE		0- 0		0- 3		6- 3											
6- 3		0- 1		1- 1		HOME		0- 0		0- 1		5- 0											
1- 8		0- 1		0- 2		AWAY		0- 0		0- 2		1- 3											
0- 0		0- 0		0- 0		NEUTRAL		0- 0		0- 0		0- 0											
RPI	S	Opponent		Score		RPI	S	Opponent		Score		RPI	S	Opponent		Score							
20	A	Colorado St.		0	3	37	N	Santa Clara		0	3	76	A	Sacramento St.		1	3	106	A	New Mexico	1	3	
20	H	Colorado St.		0	3	43	A	Boise St.		0	3	97	N	Kent St.		1	3	106	H	New Mexico	1	3	
						43	H	Boise St.		1	3							117	H	Miami (OH)	3	0	
						44	A	Wyoming		0	3							118	A	Portland	1	3	
						44	H	Wyoming		3	2							145	A	San Diego St.	0	3	
																		150	N	Seattle	0	3	
																		157	A	UNLV	0	3	
																		157	H	UNLV	3	1	
																		176	A	California	0	3	
																		189	N	Eastern Wash.	3	0	
																		204	A	Fresno St.	0	3	
																		204	H	Fresno St.	3	1	
																		205	A	Air Force	3	2	
																		205	H	Air Force	3	0	
																		215	A	Portland St.	0	3	
																		230	H	San Jose St.	3	0	
																		235	N	UC Riverside	3	2	
																		261	A	Utah St.	1	3	
																		261	H	Utah St.	3	0	
																		274	H	Weber St.	3	2	
																		304	H	Montana St.	3	0	
						LAST 10 GAMES																	
						145	A	San Diego St.		0	3	157	H	UNLV		3	1						
						230	H	San Jose St.		3	0	20	A	Colorado St.		0	3						
						43	A	Boise St.		0	3	44	A	Wyoming		0	3						
						261	A	Utah St.		1	3	205	H	Air Force		3	0						
						204	H	Fresno St.		3	1	106	H	New Mexico		1	3						

Non-Div. I Games:

Nevada

Average RPI Win:	225	WON-LOST	WINNING	LAST 10	STRENGTH OF	OPP. STRENGTH	TEAM	ADJ	CONF.	ADJ CONF.	
Average RPI Loss:	119	RECORD	PCT. RANK	GAMES	SCHEDULE	OF SCHEDULE	RPI	RPI	RPI	RPI	
DIV. I ONLY	14- 17	.45161	198	6- 4	168	167	185	.48675	185	17	17
DIV. I NON-CONF.	6- 10	.375	234	0- 1	138	150	200	.47382	199	18	18
<hr/>											
TOTALS	RPI 1-25	RPI 26-50		W-L RECORDS		RPI 51-100		RPI 101-150		RPI 150+	
14- 17	0- 2	0- 1		OVERALL		1- 4		1- 5		12- 5	
6- 4	0- 0	0- 0		HOME		0- 0		0- 2		6- 2	
6- 7	0- 1	0- 1		AWAY		1- 1		0- 2		5- 2	
2- 6	0- 1	0- 0		NEUTRAL		0- 3		1- 1		1- 1	
6- 10	0- 1	0- 1		NON-CONFERENCE		0- 4		1- 1		5- 3	
2- 1	0- 0	0- 0		HOME		0- 0		0- 0		2- 1	
2- 3	0- 0	0- 1		AWAY		0- 1		0- 0		2- 1	
2- 6	0- 1	0- 0		NEUTRAL		0- 3		1- 1		1- 1	
8- 7	0- 1	0- 0		CONFERENCE		1- 0		0- 4		7- 2	
4- 3	0- 0	0- 0		HOME		0- 0		0- 2		4- 1	
4- 4	0- 1	0- 0		AWAY		1- 0		0- 2		3- 1	
0- 0	0- 0	0- 0		NEUTRAL		0- 0		0- 0		0- 0	
RPI S	Opponent	Score	RPI S	Opponent	Score	RPI S	Opponent	Score	RPI S	Opponent	Score
22 A	Dayton	1 3	35 A	Purdue	0 3	51 N	Kansas St.	1 3	102 A	Rhode Island	1 3
23 N	Iowa St.	0 3				52 N	Ohio	0 3	102 H	Rhode Island	2 3
						59 A	Virginia	1 3	104 A	George Washington	0 3
						71 A	Saint Louis	3 2	104 H	George Washington	2 3
						79 N	Appalachian St.	0 3	107 N	Hofstra	3 0
									150 N	Seattle	0 3
									166 A	Liberty	0 3
									175 A	Wake Forest	3 1
									177 A	Duquesne	3 1
									177 H	Duquesne	3 1
									219 N	Georgia	1 3
									225 H	George Mason	1 3
									234 A	Middle Tenn.	3 0
									242 H	UMES	1 3
									243 A	Davidson	3 1
									243 H	Davidson	3 0
									246 H	William & Mary	3 2
									273 N	Austin Peay	3 1
									282 A	Fordham	0 3
									282 H	Fordham	3 2
									299 A	La Salle	3 0
									299 H	La Salle	3 2
									323 H	Hampton	3 1
			LAST 10 GAMES								
			104 A	George Washington	0 3	177 A	Duquesne	3 1			
			102 H	Rhode Island	2 3	243 H	Davidson	3 0			
			282 H	Fordham	3 2	177 H	Duquesne	3 1			
			242 H	UMES	1 3	299 H	La Salle	3 2			
			299 A	La Salle	3 0	22 A	Dayton	1 3			

**Non-Div. I Games:**

VCU

Average RPI Win:	219	WON-LOST RECORD	WINNING PCT. RANK	LAST 10 GAMES		STRENGTH OF SCHEDULE	OPP. STRENGTH OF SCHEDULE	TEAM RPI	ADJ RPI	CONF. RPI	ADJ CONF. RPI
DIV. I ONLY		15- 16	.48387 173	6- 4		197	183	183	.48484 187	22	22
DIV. I NON-CONF.		6- 7	.46154 185	0- 0		166	124	179	.49061 179	21	21
TOTALS	RPI 1-25	RPI 26-50		W-L RECORDS		RPI 51-100		RPI 101-150		RPI 150+	
15- 16	0- 1	0- 3		OVERALL		0- 3		3- 4		12- 5	
5- 3	0- 0	0- 0		HOME		0- 1		2- 0		3- 2	
3- 10	0- 0	0- 3		AWAY		0- 2		0- 3		3- 2	
7- 3	0- 1	0- 0		NEUTRAL		0- 0		1- 1		6- 1	
6- 7	0- 1	0- 3		NON-CONFERENCE		0- 0		0- 2		6- 1	
0- 0	0- 0	0- 0		HOME		0- 0		0- 0		0- 0	
0- 4	0- 0	0- 3		AWAY		0- 0		0- 1		0- 0	
6- 3	0- 1	0- 0		NEUTRAL		0- 0		0- 1		6- 1	
9- 9	0- 0	0- 0		CONFERENCE		0- 3		3- 2		6- 4	
5- 3	0- 0	0- 0		HOME		0- 1		2- 0		3- 2	
3- 6	0- 0	0- 0		AWAY		0- 2		0- 2		3- 2	
1- 0	0- 0	0- 0		NEUTRAL		0- 0		1- 0		0- 0	
RPI S Opponent Score	RPI S Opponent Score		RPI S Opponent Score		RPI S Opponent Score		RPI S Opponent Score				
17 N Ohio St. 0 3	35 A Purdue 0 3		87 A Denver 1 3		115 A IUPUI 2 3						
	44 A Wyoming 0 3		87 A Denver 1 3		115 H IUPUI 3 1						
	46 A Arizona 0 3		87 H Denver 0 3		124 A North Dakota St. 1 3						
					124 H North Dakota St. 3 0						
					124 N North Dakota St. 3 2						
					139 A North Dakota 0 3						
					148 N Butler 0 3						
					163 A Omaha 1 3						
					163 H Omaha 1 3						
					170 N Green Bay 1 3						
					182 A Oral Roberts 3 1						
					182 H Oral Roberts 3 2						
					192 N Ball St. 3 2						
					206 N Drake 3 1						
					211 N Notre Dame 3 2						
					223 N CSUN 3 0						
					277 A South Dakota St. 0 3						
					277 H South Dakota St. 3 1						
					280 A IPFW 3 2						
					280 H IPFW 3 0						
					284 N Florida A&M 3 0						
					295 N Jacksonville St. 3 0						
					313 A Western Ill. 3 0						
					313 H Western Ill. 2 3						
LAST 10 GAMES											
87 A Denver 1 3			313 A Western Ill. 3 0			313 A Western Ill. 3 0					
124 N North Dakota St. 3 2			87 H Denver 0 3			313 H Western Ill. 2 3					
280 A IPFW 3 2			124 H North Dakota St. 3 0								
115 A IUPUI 2 3			163 H Omaha 1 3								
277 H South Dakota St. 3 1			182 A Oral Roberts 3 1								

**Non-Div. I Games:**

South Dakota

Average RPI Win: 217		WON-LOST	WINNING	LAST 10	STRENGTH OF		OPP. STRENGTH	TEAM	ADJ	CONF.	ADJ CONF.
Average RPI Loss: 143		RECORD	PCT. RANK	GAMES	SCHEDULE		OF SCHEDULE	RPI	RPI	RPI	RPI
DIV. I ONLY		14- 16	.46667	183	6- 4		179	203	187	.48469	188
DIV. I NON-CONF.		5- 7	.41667	204	0- 0		283	197	259	.42687	260
TOTALS		RPI 1-25	RPI 26-50		W-L RECORDS		RPI 51-100		RPI 101-150		RPI 150+
14- 16	0- 0	0- 0		OVERALL		1- 7		1- 2		12- 7	
4- 4	0- 0	0- 0		HOME		1- 1		0- 1		3- 2	
6- 9	0- 0	0- 0		AWAY		0- 5		1- 1		5- 3	
4- 3	0- 0	0- 0		NEUTRAL		0- 1		0- 0		4- 2	
5- 7	0- 0	0- 0		NON-CONFERENCE		0- 3		0- 1		5- 3	
0- 0	0- 0	0- 0		HOME		0- 0		0- 0		0- 0	
2- 4	0- 0	0- 0		AWAY		0- 2		0- 1		2- 1	
3- 3	0- 0	0- 0		NEUTRAL		0- 1		0- 0		3- 2	
9- 9	0- 0	0- 0		CONFERENCE		1- 4		1- 1		7- 4	
4- 4	0- 0	0- 0		HOME		1- 1		0- 1		3- 2	
4- 5	0- 0	0- 0		AWAY		0- 3		1- 0		3- 2	
1- 0	0- 0	0- 0		NEUTRAL		0- 0		0- 0		1- 0	
RPI S	Opponent	Score	RPI S	Opponent	Score	RPI S	Opponent	Score	RPI S	Opponent	Score
						60 N	Arkansas	1 3	117 A	Miami (OH)	0 3
						62 A	Xavier	0 3	123 A	Valparaiso	3 2
						67 A	Cleveland St.	0 3	123 H	Valparaiso	1 3
						67 A	Cleveland St.	2 3	170 A	Green Bay	3 2
						67 H	Cleveland St.	3 2	170 H	Green Bay	3 2
						85 A	Cincinnati	0 3	170 N	Green Bay	3 1
						98 A	Oakland	2 3	172 A	Milwaukee	0 3
						98 H	Oakland	0 3	172 H	Milwaukee	2 3
									195 N	Eastern Mich.	0 3
									226 A	Youngstown St.	3 2
									226 H	Youngstown St.	3 0
									229 A	Ill.-Chicago	3 1
									229 H	Ill.-Chicago	1 3
									231 A	Wright St.	0 3
									231 H	Wright St.	3 0
									239 A	Eastern Ky.	0 3
									245 N	Louisiana Tech	3 1
									262 A	Evansville	3 0
									280 N	IPFW	0 3
									289 A	SIUE	3 2
									310 N	Jackson St.	3 1
									313 N	Western Ill.	3 1
LAST 10 GAMES											
						67 A	Cleveland St.	2 3	170 H	Green Bay	3 2
						170 N	Green Bay	3 1	172 H	Milwaukee	2 3
						98 A	Oakland	2 3	231 H	Wright St.	3 0
						67 A	Cleveland St.	0 3	123 A	Valparaiso	3 2
						226 A	Youngstown St.	3 2	229 A	Ill.-Chicago	3 1

Non-Div. I Games:

Northern Ky.

Average RPI Win:		221	WON-LOST RECORD		WINNING PCT. RANK		LAST 10 GAMES		STRENGTH OF SCHEDULE		OPP. STRENGTH OF SCHEDULE		TEAM RPI		ADJ RPI		CONF. RPI		ADJ CONF. RPI				
Average RPI Loss:		130																					
DIV. I ONLY			13- 14		.48148 178		2- 8		220		166		189		.48325 189		19		18				
DIV. I NON-CONF.			4- 6		.4 216		0- 0		174		162		203		.46932 202		16		15				
TOTALS		RPI 1-25		RPI 26-50		W-L RECORDS		RPI 51-100		RPI 101-150		RPI 150+											
13- 14		0- 1		0- 2		OVERALL		1- 2		1- 3		11- 6											
6- 2		0- 0		0- 1		HOME		1- 0		1- 0		4- 1											
5- 7		0- 0		0- 1		AWAY		0- 1		0- 1		5- 4											
2- 5		0- 1		0- 0		NEUTRAL		0- 1		0- 2		2- 1											
4- 6		0- 1		0- 1		NON-CONFERENCE		0- 0		0- 2		4- 2											
0- 0		0- 0		0- 0		HOME		0- 0		0- 0		0- 0											
2- 2		0- 0		0- 1		AWAY		0- 0		0- 0		2- 1											
2- 4		0- 1		0- 0		NEUTRAL		0- 0		0- 2		2- 1											
9- 8		0- 0		0- 1		CONFERENCE		1- 2		1- 1		7- 4											
6- 2		0- 0		0- 1		HOME		1- 0		1- 0		4- 1											
3- 5		0- 0		0- 0		AWAY		0- 1		0- 1		3- 3											
0- 1		0- 0		0- 0		NEUTRAL		0- 1		0- 0		0- 0											
RPI	S	Opponent		Score		RPI	S	Opponent		Score		RPI	S	Opponent		Score							
7	N	Florida		1 3		26	A	Hawaii		1 3		56	A	Idaho St.		0 3							
						33	H	Northern Ariz.		0 3		56	N	Idaho St.		2 3							
												76	H	Sacramento St.		3 1							
												139	A	North Dakota		2 3							
												139	H	North Dakota		3 0							
												145	N	San Diego St.		0 3							
												150	N	Seattle		0 3							
												151	A	Northern Colo.		2 3							
												151	H	Northern Colo.		3 0							
												173	A	Idaho		1 3							
												173	H	Idaho		3 0							
												176	A	California		0 3							
												183	A	Southern Utah		3 1							
												185	N	Nevada		0 3							
												215	H	Portland St.		3 1							
												250	A	Southeastern La.		3 1							
												251	A	New Orleans		3 0							
												257	N	Providence		3 0							
												260	A	Montana		2 3							
												260	H	Montana		1 3							
												274	A	Weber St.		3 0							
												299	N	La Salle		3 0							
												304	A	Montana St.		3 1							
												304	H	Montana St.		3 2							
LAST 10 GAMES																							
56 N Idaho St.						2 3						304 H Montana St.						3 2					
139 A North Dakota						2 3						260 H Montana						1 3					
151 A Northern Colo.						2 3						274 A Weber St.						3 0					
173 A Idaho						1 3						56 A Idaho St.						0 3					
33 H Northern Ariz.						0 3						260 A Montana						2 3					

Non-Div. I Games:	Corban	3	0
-------------------	--------	---	---

Eastern Wash.



Average RPI Win:	186	WON-LOST	WINNING	LAST 10	STRENGTH OF	OPP. STRENGTH	TEAM	ADJ	CONF.	ADJ CONF.	
Average RPI Loss:	67	RECORD	PCT. RANK	GAMES	SCHEDULE	OF SCHEDULE	RPI	RPI	RPI	RPI	
DIV. I ONLY	6- 22	.21429	299	0- 10	40	54	191	.48297	190	4	4
DIV. I NON-CONF.	5- 5	.5	162	0- 0	128	100	145	.51358	145	5	5
<hr/>											
TOTALS	RPI 1-25	RPI 26-50		W-L RECORDS		RPI 51-100		RPI 101-150		RPI 150+	
6- 22	0- 4	0- 6		OVERALL		2- 6		0- 5		4- 1	
2- 11	0- 1	0- 3		HOME		0- 4		0- 3		2- 0	
3- 10	0- 3	0- 2		AWAY		2- 2		0- 2		1- 1	
1- 1	0- 0	0- 1		NEUTRAL		0- 0		0- 0		1- 0	
<hr/>											
5- 5	0- 2	0- 0		NON-CONFERENCE		1- 1		0- 1		4- 1	
2- 2	0- 0	0- 0		HOME		0- 1		0- 1		2- 0	
2- 3	0- 2	0- 0		AWAY		1- 0		0- 0		1- 1	
1- 0	0- 0	0- 0		NEUTRAL		0- 0		0- 0		1- 0	
<hr/>											
1- 17	0- 2	0- 6		CONFERENCE		1- 5		0- 4		0- 0	
0- 9	0- 1	0- 3		HOME		0- 3		0- 2		0- 0	
1- 7	0- 1	0- 2		AWAY		1- 2		0- 2		0- 0	
0- 1	0- 0	0- 1		NEUTRAL		0- 0		0- 0		0- 0	
<hr/>											
RPI S	Opponent	Score	RPI S	Opponent	Score	RPI S	Opponent	Score	RPI S	Opponent	Score
9 A	Washington	0 3	27 H	Loyola Marymount	2 3	53 A	Long Beach St.	3 1	116 A	San Francisco	0 3
12 A	Stanford	0 3	27 N	Loyola Marymount	0 3	66 A	Pacific	2 3	116 H	San Francisco	1 3
14 A	BYU	0 3	30 A	San Diego	0 3	66 H	Pacific	1 3	118 A	Portland	0 3
14 H	BYU	0 3	30 H	San Diego	1 3	73 H	Duke	0 3	118 H	Portland	1 3
			37 A	Santa Clara	0 3	80 A	Pepperdine	3 1	125 H	St. John's (NY)	2 3
			37 H	Santa Clara	0 3	80 H	Pepperdine	0 3	176 A	California	0 3
						89 A	Gonzaga	0 3	204 H	Fresno St.	3 0
						89 H	Gonzaga	1 3	223 N	CSUN	3 2
									255 H	Bethune-Cookman	3 0
									303 A	Cal St. Fullerton	3 0
<hr/>											
LAST 10 GAMES											
116 H San Francisco						1	3	14 A	BYU	0	3
118 H Portland						1	3	80 H	Pepperdine	0	3
89 H Gonzaga						1	3	27 H	Loyola Marymount	2	3
66 H Pacific						1	3	37 A	Santa Clara	0	3
30 A San Diego						0	3	116 A	San Francisco	0	3

Non-Div. I Games:

St. Mary's (CA)

Average RPI Win: 259		WON-LOST	WINNING	LAST 10	STRENGTH OF		OPP. STRENGTH	TEAM	ADJ	CONF.	ADJ CONF.						
Average RPI Loss: 137		RECORD	PCT. RANK	GAMES	SCHEDULE		OF SCHEDULE	RPI	RPI	RPI	RPI						
DIV. I ONLY		15- 18	.45455	196	5- 5		165	251	190	.48182	191	24	24				
DIV. I NON-CONF.		5- 9	.35714	242	0- 0		115	176	197	.47523	197	24	24				
<hr/>																	
TOTALS		RPI 1-25		RPI 26-50		W-L RECORDS		RPI 51-100		RPI 101-150		RPI 150+					
15- 18		0- 1		0- 1		OVERALL		0- 6		1- 2		14- 8					
9- 3		0- 0		0- 0		HOME		0- 1		1- 0		8- 2					
4- 8		0- 0		0- 1		AWAY		0- 2		0- 0		4- 5					
2- 7		0- 1		0- 0		NEUTRAL		0- 3		0- 2		2- 1					
5- 9		0- 1		0- 1		NON-CONFERENCE		0- 4		0- 2		5- 1					
4- 0		0- 0		0- 0		HOME		0- 0		0- 0		4- 0					
0- 4		0- 0		0- 1		AWAY		0- 2		0- 0		0- 1					
1- 5		0- 1		0- 0		NEUTRAL		0- 2		0- 2		1- 0					
10- 9		0- 0		0- 0		CONFERENCE		0- 2		1- 0		9- 7					
5- 3		0- 0		0- 0		HOME		0- 1		1- 0		4- 2					
4- 4		0- 0		0- 0		AWAY		0- 0		0- 0		4- 4					
1- 2		0- 0		0- 0		NEUTRAL		0- 1		0- 0		1- 1					
RPI	S	Opponent		Score		RPI	S	Opponent		Score		RPI	S	Opponent		Score	
8	N	Kansas		0	3	44	A	Wyoming		2	3	56	N	Idaho St.		0	3
								Arkansas		0	3	121	N	Army West Point		1	3
								A&M-Corpus Christi		1	3	135	H	Central Ark.		3	2
								A&M-Corpus Christi		0	3	136	N	Samford		2	3
								Pepperdine		0	3	162	A	South Ala.		0	3
								Ole Miss		1	3	171	A	Stephen F. Austin		2	3
												181	H	Houston Baptist		3	0
												181	N	Houston Baptist		1	3
												197	A	Sam Houston St.		3	2
												220	A	Lamar		1	3
												227	H	Abilene Christian		1	3
												250	A	Southeastern La.		3	1
												250	H	Southeastern La.		2	3
												251	A	New Orleans		1	3
												251	H	New Orleans		3	1
												251	N	New Orleans		3	1
												269	N	UT Martin		3	2
												278	A	Northwestern St.		3	0
												281	A	Incarnate Word		2	3
												281	H	Incarnate Word		3	2
												287	A	Nicholls St.		3	0
												287	H	Nicholls St.		3	1
												292	H	La.-Lafayette		3	0
												301	H	Texas Southern		3	0
												310	H	Jackson St.		3	1
												321	H	Prairie View		3	0
<hr/>																	
LAST 10 GAMES																	
						65	N	A&M-Corpus Christi		0	3	227	H	Abilene Christian		1	3
						251	N	New Orleans		3	1	250	A	Southeastern La.		3	1
						287	H	Nicholls St.		3	1	251	A	New Orleans		1	3
						251	H	New Orleans		3	1	281	A	Incarnate Word		2	3
						281	H	Incarnate Word		3	2	65	H	A&M-Corpus Christi		1	3

Non-Div. I Games:

McNeese St.

Average RPI Win: 209		WON-LOST	WINNING	LAST 10	STRENGTH OF		OPP. STRENGTH	TEAM	ADJ	CONF.	ADJ CONF.
Average RPI Loss: 135		RECORD	PCT. RANK	GAMES	SCHEDULE		OF SCHEDULE	RPI	RPI	RPI	RPI
DIV. I ONLY		15- 17	.46875	180	6- 4		217	155	192	.4815	192
DIV. I NON-CONF.		6- 8	.42857	192	0- 0		121	129	172	.49519	172
TOTALS		RPI 1-25	RPI 26-50		W-L RECORDS		RPI 51-100		RPI 101-150		RPI 150+
15- 17	0- 0	0- 2		OVERALL		2- 5		3- 2		10- 8	
10- 2	0- 0	0- 0		HOME		1- 0		3- 0		6- 2	
2- 10	0- 0	0- 2		AWAY		0- 3		0- 2		2- 3	
3- 5	0- 0	0- 0		NEUTRAL		1- 2		0- 0		2- 3	
6- 8	0- 0	0- 2		NON-CONFERENCE		1- 1		2- 2		3- 3	
4- 0	0- 0	0- 0		HOME		0- 0		2- 0		2- 0	
0- 4	0- 0	0- 2		AWAY		0- 0		0- 2		0- 0	
2- 4	0- 0	0- 0		NEUTRAL		1- 1		0- 0		1- 3	
9- 9	0- 0	0- 0		CONFERENCE		1- 4		1- 0		7- 5	
6- 2	0- 0	0- 0		HOME		1- 0		1- 0		4- 2	
2- 6	0- 0	0- 0		AWAY		0- 3		0- 0		2- 3	
1- 1	0- 0	0- 0		NEUTRAL		0- 1		0- 0		1- 0	
RPI S	Opponent	Score	RPI S	Opponent	Score	RPI S	Opponent	Score	RPI S	Opponent	Score
35 A	Purdue	0 3	52 A	Ohio	2 3	106 H	New Mexico	3 2	109 A	Washington St.	0 3
50 A	Lipscomb	1 3	80 N	Pepperdine	0 3	115 A	IUPUI	0 3	117 H	Miami (OH)	3 0
			93 N	Fla. Atlantic	3 0	134 H	Albany (NY)	3 1	161 A	Western Mich.	2 3
			94 A	Northern Ill.	0 3	161 H	Western Mich.	1 3	169 H	Belmont	3 2
			94 H	Northern Ill.	3 0	187 N	South Dakota	2 3	195 A	Eastern Mich.	1 3
			97 A	Kent St.	2 3	195 H	Eastern Mich.	1 3	198 N	Utah Valley	0 3
			97 N	Kent St.	0 3	211 N	Notre Dame	0 3	233 H	Buffalo	3 0
						233 N	Buffalo	3 1	258 H	Bowling Green	3 0
						259 A	Central Mich.	1 3	259 H	Central Mich.	3 2
						279 N	Morehead St.	3 1	280 H	IPFW	3 2
						290 A	Toledo	3 2	290 H	Toledo	3 0
						298 A	Akron	3 2			
LAST 10 GAMES											
97 N	Kent St.	0 3	161 A	Western Mich.	2 3	233 H	Buffalo	3 0			
233 N	Buffalo	3 1	290 H	Toledo	3 0	258 H	Bowling Green	3 0			
259 H	Central Mich.	3 2	117 H	Miami (OH)	3 0						
195 H	Eastern Mich.	1 3									
94 A	Northern Ill.	0 3									

Non-Div. I Games:

Ball St.

Average RPI Win: 279		WON-LOST	WINNING	LAST 10	STRENGTH OF		OPP. STRENGTH	TEAM	ADJ		CONF.	ADJ CONF.			
Average RPI Loss: 133		RECORD	PCT. RANK	GAMES	SCHEDULE		OF SCHEDULE	RPI	RPI		RPI	RPI			
DIV. I ONLY		14- 17	.45161	198	5- 5		134	298	194	.4803	193	26	26		
DIV. I NON-CONF.		6- 8	.42857	192	0- 0		165	310	212	.46349	212	27	27		
<hr/>															
TOTALS		RPI 1-25		RPI 26-50		W-L RECORDS		RPI 51-100		RPI 101-150		RPI 150+			
14- 17		0- 0		0- 0		OVERALL		0- 7		0- 3		14- 7			
5- 6		0- 0		0- 0		HOME		0- 3		0- 0		5- 3			
5- 7		0- 0		0- 0		AWAY		0- 1		0- 2		5- 4			
4- 4		0- 0		0- 0		NEUTRAL		0- 3		0- 1		4- 0			
6- 8		0- 0		0- 0		NON-CONFERENCE		0- 4		0- 3		6- 1			
2- 2		0- 0		0- 0		HOME		0- 2		0- 0		2- 0			
1- 3		0- 0		0- 0		AWAY		0- 0		0- 2		1- 1			
3- 3		0- 0		0- 0		NEUTRAL		0- 2		0- 1		3- 0			
8- 9		0- 0		0- 0		CONFERENCE		0- 3		0- 0		8- 6			
3- 4		0- 0		0- 0		HOME		0- 1		0- 0		3- 3			
4- 4		0- 0		0- 0		AWAY		0- 1		0- 0		4- 3			
1- 1		0- 0		0- 0		NEUTRAL		0- 1		0- 0		1- 0			
RPI	S	Opponent	Score	RPI	S	Opponent	Score	RPI	S	Opponent	Score	RPI	S	Opponent	Score
								58	H	UNCW	0 3	112	N	Tennessee	0 3
								65	N	A&M-Corpus Christi	0 3	120	A	Texas-Arlington	0 3
								76	H	Sacramento St.	1 3	140	A	North Florida	1 3
								83	A	Coastal Caro.	0 3	154	A	North Carolina St.	0 3
								83	H	Coastal Caro.	1 3	166	A	Liberty	3 2
								83	N	Coastal Caro.	0 3	166	H	Liberty	2 3
								93	N	Fla. Atlantic	0 3	180	A	High Point	2 3
												180	A	High Point	3 0
												180	H	High Point	1 3
												217	A	Radford	2 3
												217	H	Radford	1 3
												217	N	Radford	3 1
												236	H	Winthrop	3 2
												241	A	UNC Asheville	1 3
												255	N	Bethune-Cookman	3 0
												305	A	Charleston So.	3 1
												305	H	Charleston So.	3 0
												309	H	Presbyterian	3 0
												312	A	Gardner-Webb	3 1
												319	H	Norfolk St.	3 0
												320	A	N.C. A&T	3 0
												323	N	Hampton	3 0
												328	H	N.C. Central	3 0
												332	N	Grambling	3 0
LAST 10 GAMES															
						83	N	Coastal Caro.	0 3	166	A	Liberty	3 2		
						217	N	Radford	3 1	217	A	Radford	2 3		
						180	A	High Point	3 0	241	A	UNC Asheville	1 3		
						305	H	Charleston So.	3 0	312	A	Gardner-Webb	3 1		
						83	H	Coastal Caro.	1 3	180	H	High Point	1 3		

Non-Div. I Games:

Campbell

Average RPI Win:	237	WON-LOST	WINNING	LAST 10	STRENGTH OF	OPP. STRENGTH	TEAM	ADJ	CONF.	ADJ CONF.	
Average RPI Loss:	152	RECORD	PCT. RANK	GAMES	SCHEDULE	OF SCHEDULE	RPI	RPI	RPI	RPI	
DIV. I ONLY	13- 13	.5	160	4- 6	230	231	195	.48026	194	23	23
DIV. I NON-CONF.	6- 6	.5	162	0- 0	203	190	188	.48265	187	23	23
<hr/>											
TOTALS	RPI 1-25	RPI 26-50		W-L RECORDS		RPI 51-100		RPI 101-150		RPI 150+	
13- 13	0- 0	0- 1		OVERALL		0- 3		1- 3		12- 6	
5- 7	0- 0	0- 1		HOME		0- 1		0- 2		5- 3	
5- 4	0- 0	0- 0		AWAY		0- 1		1- 1		4- 2	
3- 2	0- 0	0- 0		NEUTRAL		0- 1		0- 0		3- 1	
<hr/>											
6- 6	0- 0	0- 1		NON-CONFERENCE		0- 3		0- 0		6- 2	
2- 3	0- 0	0- 1		HOME		0- 1		0- 0		2- 1	
1- 1	0- 0	0- 0		AWAY		0- 1		0- 0		1- 0	
3- 2	0- 0	0- 0		NEUTRAL		0- 1		0- 0		3- 1	
<hr/>											
7- 7	0- 0	0- 0		CONFERENCE		0- 0		1- 3		6- 4	
3- 4	0- 0	0- 0		HOME		0- 0		0- 2		3- 2	
4- 3	0- 0	0- 0		AWAY		0- 0		1- 1		3- 2	
0- 0	0- 0	0- 0		NEUTRAL		0- 0		0- 0		0- 0	
<hr/>											
RPI	S	Opponent	Score	RPI	S	Opponent	Score	RPI	S	Opponent	Score
				41	H	Villanova	0 3	72	A	Temple	0 3
								82	H	Towson	1 3
								100	N	Maryland	2 3
										144	A Harvard
											0 3
										144	H Harvard
											0 3
										146	A Princeton
											3 1
										146	H Princeton
											1 3
										160	A Dartmouth
											3 0
										160	H Dartmouth
											3 0
										164	H Fairfield
											3 1
										165	A Yale
											1 3
										165	H Yale
											1 3
										179	H Delaware
											1 3
										218	N Western Caro.
											3 2
										225	N George Mason
											2 3
										228	N Howard
											3 0
										252	A Brown
											0 3
										252	H Brown
											3 0
										266	A Columbia
											3 0
										266	H Columbia
											1 3
										285	A Cornell
											3 2
										285	H Cornell
											3 1
										297	A NJIT
											3 0
										299	N La Salle
											3 0
										322	H Delaware St.
											3 0
<hr/>											
LAST 10 GAMES											
285 A Cornell				3	2	144 H Harvard				0	3
266 A Columbia				3	0	146 H Princeton				1	3
165 H Yale				1	3	252 A Brown				0	3
252 H Brown				3	0	165 A Yale				1	3
160 H Dartmouth				3	0	266 H Columbia				1	3

Non-Div. I Games:

Penn

Average RPI Win: 211		WON-LOST RECORD		WINNING PCT. RANK		LAST 10 GAMES		STRENGTH OF SCHEDULE		OPP. STRENGTH OF SCHEDULE		TEAM RPI		ADJ RPI		CONF. RPI		ADJ CONF. RPI	
DIV. I ONLY		14- 16		.46667 183		3- 7		224		145		193		.47895 195		20		20	
DIV. I NON-CONF.		8- 5		.61538 125		0- 0		114		96		98		.54652 98		15		16	
TOTALS		RPI 1-25		RPI 26-50		W-L RECORDS		RPI 51-100		RPI 101-150		RPI 150+							
14- 16		0- 1		0- 0		OVERALL		1- 7		2- 2		11- 6							
3- 5		0- 0		0- 0		HOME		0- 2		0- 0		3- 3							
5- 8		0- 1		0- 0		AWAY		1- 3		1- 2		3- 2							
6- 3		0- 0		0- 0		NEUTRAL		0- 2		1- 0		5- 1							
8- 5		0- 1		0- 0		NON-CONFERENCE		1- 3		2- 1		5- 0							
0- 0		0- 0		0- 0		HOME		0- 0		0- 0		0- 0							
2- 3		0- 1		0- 0		AWAY		1- 1		1- 1		0- 0							
6- 2		0- 0		0- 0		NEUTRAL		0- 2		1- 0		5- 0							
6- 11		0- 0		0- 0		CONFERENCE		0- 4		0- 1		6- 6							
3- 5		0- 0		0- 0		HOME		0- 2		0- 0		3- 3							
3- 5		0- 0		0- 0		AWAY		0- 2		0- 1		3- 2							
0- 1		0- 0		0- 0		NEUTRAL		0- 0		0- 0		0- 1							
RPI	S	Opponent		Score		RPI	S	Opponent		Score		RPI	S	Opponent		Score			
22	A	Dayton		0 3								115	A	IUPUI		3 0			
												62	A	Xavier		1 3			
												69	N	Illinois St.		1 3			
												85	A	Cincinnati		3 0			
												94	A	Northern Ill.		0 3			
												94	H	Northern Ill.		0 3			
												97	A	Kent St.		1 3			
												99	N	Murray St.		2 3			
												117	A	Miami (OH)		1 3			
												133	N	Jacksonville		3 0			
												149	A	Indiana St.		1 3			
												161	A	Western Mich.		1 3			
												161	H	Western Mich.		1 3			
												161	N	Western Mich.		2 3			
												188	N	Northern Ky.		3 0			
												192	A	Ball St.		3 1			
												192	H	Ball St.		3 1			
												201	N	West Virginia		3 1			
												208	N	Charlotte		3 0			
												233	H	Buffalo		2 3			
												258	A	Bowling Green		3 2			
												259	A	Central Mich.		1 3			
												259	H	Central Mich.		3 1			
												269	N	UT Martin		3 2			
												280	N	IPFW		3 1			
												290	A	Toledo		3 2			
												290	H	Toledo		3 0			
												298	H	Akron		1 3			
LAST 10 GAMES																			
161 N Western Mich.						2	3	161 H Western Mich.						1	3				
290 A Toledo						3	2	94 H Northern Ill.						0	3				
192 A Ball St.						3	1	298 H Akron						1	3				
97 A Kent St.						1	3	233 H Buffalo						2	3				
259 A Central Mich.						1	3	258 A Bowling Green						3	2				

Non-Div. I Games:

Eastern Mich.



Average RPI Win:		255	WON-LOST RECORD		WINNING PCT. RANK		LAST 10 GAMES		STRENGTH OF SCHEDULE		OPP. STRENGTH OF SCHEDULE		TEAM RPI		ADJ RPI		CONF. RPI		ADJ CONF. RPI										
DIV. I ONLY			14- 18		.4375 202		4- 6		174		210		197		.47892 197		24		24										
DIV. I NON-CONF.			6- 8		.42857 192		0- 0		134		149		180		.48938 180		24		24										
TOTALS		RPI 1-25		RPI 26-50		W-L RECORDS		RPI 51-100		RPI 101-150		RPI 150+																	
14- 18		0- 1		0- 1		OVERALL		0- 6		1- 3		13- 7																	
7- 6		0- 0		0- 0		HOME		0- 2		0- 2		7- 2																	
4- 8		0- 0		0- 1		AWAY		0- 3		1- 0		3- 4																	
3- 4		0- 1		0- 0		NEUTRAL		0- 1		0- 1		3- 1																	
6- 8		0- 1		0- 1		NON-CONFERENCE		0- 4		0- 2		6- 0																	
3- 2		0- 0		0- 0		HOME		0- 1		0- 1		3- 0																	
0- 3		0- 0		0- 1		AWAY		0- 2		0- 0		0- 0																	
3- 3		0- 1		0- 0		NEUTRAL		0- 1		0- 1		3- 0																	
8- 10		0- 0		0- 0		CONFERENCE		0- 2		1- 1		7- 7																	
4- 4		0- 0		0- 0		HOME		0- 1		0- 1		4- 2																	
4- 5		0- 0		0- 0		AWAY		0- 1		1- 0		3- 4																	
0- 1		0- 0		0- 0		NEUTRAL		0- 0		0- 0		0- 1																	
RPI	S	Opponent		Score		RPI	S	Opponent		Score		RPI	S	Opponent		Score													
2	N	Minnesota		0 3		42	A	Baylor		2 3		63	H	UTSA		2 3		103	H	Texas St.		0 3							
												64	N	Colorado		0 3		105	N	Cal Poly		0 3							
												65	A	A&M-Corpus Christi		0 3		135	A	Central Ark.		3 0							
												65	H	A&M-Corpus Christi		2 3		135	H	Central Ark.		0 3							
												74	A	Rice		2 3		171	H	Stephen F. Austin		0 3							
												86	A	Col. of Charleston		0 3		181	A	Houston Baptist		0 3							
																		181	H	Houston Baptist		3 1							
																		181	N	Houston Baptist		0 3							
																		191	H	McNeese St.		2 3							
																		220	A	Lamar		2 3							
																		220	H	Lamar		3 1							
																		221	N	Bryant		3 1							
																		227	A	Abilene Christian		2 3							
																		237	H	Tulane		3 0							
																		250	A	Southeastern La.		3 0							
																		251	A	New Orleans		0 3							
																		278	A	Northwestern St.		3 2							
																		278	H	Northwestern St.		3 0							
																		281	A	Incarnate Word		3 0							
																		286	N	Coppin St.		3 0							
																		287	H	Nicholls St.		3 0							
																		292	N	La.-Lafayette		3 0							
																		304	H	Montana St.		3 1							
																		321	H	Prairie View		3 0							
						LAST 10 GAMES																							
						181 N Houston Baptist						0 3		250 A Southeastern La.						3 0		304 H Montana St.						3 1	
						135 A Central Ark.						3 0		65 A A&M-Corpus Christi						0 3		321 H Prairie View						3 0	
						181 H Houston Baptist						3 1		181 A Houston Baptist						0 3									
						65 H A&M-Corpus Christi						2 3		278 H Northwestern St.						3 0									
						251 A New Orleans						0 3		171 H Stephen F. Austin						0 3									

Non-Div. I Games:

Sam Houston St.



Average RPI Win:	236	WON-LOST	WINNING	LAST 10	STRENGTH OF	OPP. STRENGTH	TEAM	ADJ	CONF.	ADJ CONF.	
Average RPI Loss:	125	RECORD	PCT. RANK	GAMES	SCHEDULE	OF SCHEDULE	RPI	RPI	RPI	RPI	
DIV. I ONLY	14- 14	.5	160	6- 4	261	169	198	.47882	198	21	21
DIV. I NON-CONF.	5- 8	.38462	227	1- 0	207	123	222	.45883	222	20	20
<hr/>											
TOTALS	RPI 1-25	RPI 26-50		W-L RECORDS	RPI 51-100		RPI 101-150		RPI 150+		
14- 14	0- 1	0- 0		OVERALL	0- 5		2- 4		12- 4		
6- 2	0- 1	0- 0		HOME	0- 1		2- 0		4- 0		
4- 9	0- 0	0- 0		AWAY	0- 3		0- 4		4- 2		
4- 3	0- 0	0- 0		NEUTRAL	0- 1		0- 0		4- 2		
<hr/>											
5- 8	0- 1	0- 0		NON-CONFERENCE	0- 3		0- 2		5- 2		
0- 1	0- 1	0- 0		HOME	0- 0		0- 0		0- 0		
1- 5	0- 0	0- 0		AWAY	0- 2		0- 2		1- 1		
4- 2	0- 0	0- 0		NEUTRAL	0- 1		0- 0		4- 1		
<hr/>											
9- 6	0- 0	0- 0		CONFERENCE	0- 2		2- 2		7- 2		
6- 1	0- 0	0- 0		HOME	0- 1		2- 0		4- 0		
3- 4	0- 0	0- 0		AWAY	0- 1		0- 2		3- 1		
0- 1	0- 0	0- 0		NEUTRAL	0- 0		0- 0		0- 1		
<hr/>											
RPI S	Opponent	Score	RPI S	Opponent	Score	RPI S	Opponent	Score	RPI S	Opponent	Score
14 H	BYU	0 3				56 A	Idaho St.	0 3	109 A	Washington St.	1 3
						61 A	New Mexico St.	1 3	124 A	North Dakota St.	0 3
						61 H	New Mexico St.	0 3	130 A	CSU Bakersfield	2 3
						80 A	Pepperdine	0 3	130 H	CSU Bakersfield	3 1
						82 N	Towson	2 3	150 A	Seattle	0 3
									150 H	Seattle	3 0
									159 A	UMKC	2 3
									159 H	UMKC	3 1
									172 N	Milwaukee	3 0
									192 N	Ball St.	3 0
									216 N	UC Santa Barbara	0 3
									248 A	UTRGV	3 1
									248 H	UTRGV	3 1
									248 N	UTRGV	0 3
									261 A	Utah St.	2 3
									274 A	Weber St.	3 0
									276 A	Grand Canyon	3 1
									276 H	Grand Canyon	3 1
									279 N	Morehead St.	3 0
									281 N	Incarnate Word	3 1
									307 A	Chicago St.	3 0
									307 H	Chicago St.	3 0
<hr/>											
			LAST 10 GAMES								
						248 N	UTRGV	0 3	276 A	Grand Canyon	3 1
						61 H	New Mexico St.	0 3	274 A	Weber St.	3 0
						248 H	UTRGV	3 1	307 H	Chicago St.	3 0
						150 A	Seattle	0 3	159 H	UMKC	3 1
						130 A	CSU Bakersfield	2 3	248 A	UTRGV	3 1

Non-Div. I Games:

Utah Valley

colgate

Colgate

Average RPI Win:		191	WON-LOST RECORD		WINNING PCT. RANK		LAST 10 GAMES		STRENGTH OF SCHEDULE		OPP. STRENGTH OF SCHEDULE		TEAM RPI		ADJ RPI		CONF. RPI		ADJ CONF. RPI				
DIV. I ONLY			4- 28		.125 324		0- 10		15		40		200		.47753 200		1		1				
DIV. I NON-CONF.			3- 9		.25 271		0- 0		34		212		183		.48746 183		1		1				
TOTALS		RPI 1-25		RPI 26-50				W-L RECORDS				RPI 51-100				RPI 101-150				RPI 150+			
4- 28		0- 7		0- 6				OVERALL				1- 10				0- 3				3- 2			
2- 11		0- 4		0- 2				HOME				1- 3				0- 1				1- 1			
1- 12		0- 3		0- 4				AWAY				0- 4				0- 1				1- 0			
1- 5		0- 0		0- 0				NEUTRAL				0- 3				0- 1				1- 1			
3- 9		0- 0		0- 1				NON-CONFERENCE				0- 3				0- 3				3- 2			
1- 2		0- 0		0- 0				HOME				0- 0				0- 1				1- 1			
1- 2		0- 0		0- 1				AWAY				0- 0				0- 1				1- 0			
1- 5		0- 0		0- 0				NEUTRAL				0- 3				0- 1				1- 1			
1- 19		0- 7		0- 5				CONFERENCE				1- 7				0- 0				0- 0			
1- 9		0- 4		0- 2				HOME				1- 3				0- 0				0- 0			
0- 10		0- 3		0- 3				AWAY				0- 4				0- 0				0- 0			
0- 0		0- 0		0- 0				NEUTRAL				0- 0				0- 0				0- 0			
RPI	S	Opponent		Score		RPI	S	Opponent		Score		RPI	S	Opponent		Score		RPI	S	Opponent		Score	
2	H	Minnesota		0	3	29	A	Illinois		0	3	53	N	Long Beach St.		1	3	134	N	Albany (NY)		1	3
4	A	Nebraska		0	3	29	H	Illinois		0	3	54	A	Michigan St.		0	3	144	A	Harvard		0	3
5	A	Wisconsin		0	3	31	A	Michigan		1	3	54	H	Michigan St.		0	3	146	H	Princeton		0	3
5	H	Wisconsin		0	3	35	A	Purdue		0	3	55	H	Northwestern		0	3	165	N	Yale		1	3
10	H	Penn St.		0	3	35	H	Purdue		1	3	69	N	Illinois St.		2	3	177	H	Duquesne		1	3
17	A	Ohio St.		0	3	37	A	Santa Clara		0	3	76	N	Sacramento St.		0	3	199	A	Colgate		3	0
17	H	Ohio St.		0	3							91	A	Iowa		0	3	228	H	Howard		3	1
												92	A	Indiana		1	3	235	N	UC Riverside		3	0
												92	H	Indiana		0	3						
												100	A	Maryland		1	3						
												100	H	Maryland		3	2						
LAST 10 GAMES																							
		17 A Ohio St.		0	3			92 H Indiana		0	3												
		5 A Wisconsin		0	3			17 H Ohio St.		0	3												
		54 H Michigan St.		0	3			10 H Penn St.		0	3												
		35 H Purdue		1	3			91 A Iowa		0	3												
		29 A Illinois		0	3			4 A Nebraska		0	3												

Non-Div. I Games:

Rutgers

Average RPI Win:		189	WON-LOST RECORD		WINNING PCT. RANK		LAST 10 GAMES		STRENGTH OF SCHEDULE		OPP. STRENGTH OF SCHEDULE		TEAM RPI		ADJ RPI		CONF. RPI		ADJ CONF. RPI	
DIV. I ONLY			5- 24		.17241 315		0- 10		26		59		201		.47735 201		2		2	
DIV. I NON-CONF.			5- 8		.38462 227		0- 0		81		189		169		.49643 169		3		3	
TOTALS		RPI 1-25		RPI 26-50		W-L RECORDS		RPI 51-100		RPI 101-150		RPI 150+								
5- 24		0- 6		0- 5		OVERALL		1- 5		0- 3		4- 5								
1- 8		0- 3		0- 2		HOME		0- 1		0- 0		1- 2								
1- 12		0- 3		0- 3		AWAY		0- 3		0- 1		1- 2								
3- 4		0- 0		0- 0		NEUTRAL		1- 1		0- 2		2- 1								
5- 8		0- 0		0- 1		NON-CONFERENCE		1- 1		0- 3		4- 3								
1- 1		0- 0		0- 0		HOME		0- 0		0- 0		1- 1								
1- 3		0- 0		0- 1		AWAY		0- 0		0- 1		1- 1								
3- 4		0- 0		0- 0		NEUTRAL		1- 1		0- 2		2- 1								
0- 16		0- 6		0- 4		CONFERENCE		0- 4		0- 0		0- 2								
0- 7		0- 3		0- 2		HOME		0- 1		0- 0		0- 1								
0- 9		0- 3		0- 2		AWAY		0- 3		0- 0		0- 1								
0- 0		0- 0		0- 0		NEUTRAL		0- 0		0- 0		0- 0								
RPI	S	Opponent		Score		RPI	S	Opponent		Score		RPI	S	Opponent		Score				
1	A	Texas		0 3		31	A	Michigan		0 3		51	A	Kansas St.		0 3				
1	H	Texas		0 3		42	A	Baylor		0 3		51	H	Kansas St.		0 3				
8	A	Kansas		0 3		42	H	Baylor		0 3		68	A	Oklahoma		0 3				
8	H	Kansas		0 3		49	A	TCU		0 3		68	A	Oklahoma		0 3				
23	A	Iowa St.		0 3		49	H	TCU		1 3		98	N	Oakland		3 2				
23	H	Iowa St.		0 3								99	N	Murray St.		1 3				

Non-Div. I Games:

West Virginia

Average RPI Win: 259		WON-LOST RECORD		WINNING PCT. RANK		LAST 10 GAMES		STRENGTH OF SCHEDULE		OPP. STRENGTH OF SCHEDULE		TEAM RPI		ADJ RPI		CONF. RPI		ADJ CONF. RPI	
DIV. I ONLY		16- 15		.51613 154		6- 4		267		229		203		.47539 202		27		27	
DIV. I NON-CONF.		5- 9		.35714 242		0- 0		167		126		211		.46419 211		26		25	
TOTALS		RPI 1-25		RPI 26-50		W-L RECORDS		RPI 51-100		RPI 101-150		RPI 150+							
16- 15		0- 2		0- 1		OVERALL		1- 3		0- 1		15- 8							
7- 2		0- 0		0- 0		HOME		1- 0		0- 1		6- 1							
5- 7		0- 1		0- 0		AWAY		0- 2		0- 0		5- 4							
4- 6		0- 1		0- 1		NEUTRAL		0- 1		0- 0		4- 3							
5- 9		0- 2		0- 1		NON-CONFERENCE		0- 2		0- 1		5- 3							
0- 1		0- 0		0- 0		HOME		0- 0		0- 1		0- 0							
1- 3		0- 1		0- 0		AWAY		0- 1		0- 0		1- 1							
4- 5		0- 1		0- 1		NEUTRAL		0- 1		0- 0		4- 2							
11- 6		0- 0		0- 0		CONFERENCE		1- 1		0- 0		10- 5							
7- 1		0- 0		0- 0		HOME		1- 0		0- 0		6- 1							
4- 4		0- 0		0- 0		AWAY		0- 1		0- 0		4- 3							
0- 1		0- 0		0- 0		NEUTRAL		0- 0		0- 0		0- 1							
RPI	S	Opponent		Score		RPI	S	Opponent		Score		RPI	S	Opponent		Score			
17	N	Ohio St.		0	3	42	N	Baylor		1	3	67	N	Cleveland St.		2	3		
22	A	Dayton		1	3							98	A	Oakland		2	3		
												99	A	Murray St.		0	3		
												99	H	Murray St.		3	2		
												149	H	Indiana St.		1	3		
												160	N	Dartmouth		1	3		
												161	N	Western Mich.		2	3		
												169	A	Belmont		1	3		
												210	A	DePaul		1	3		
												229	N	Ill.-Chicago		3	1		
												239	A	Eastern Ky.		3	1		
												240	H	Tennessee St.		1	3		
												259	N	Central Mich.		3	2		
												262	N	Evansville		3	0		
												265	A	Southeast Mo. St.		2	3		
												265	H	Southeast Mo. St.		3	2		
												269	A	UT Martin		3	2		
												269	H	UT Martin		3	1		
												271	H	Tennessee Tech		3	0		
												271	N	Tennessee Tech		2	3		
												273	A	Austin Peay		3	1		
												273	H	Austin Peay		3	1		
												279	A	Morehead St.		2	3		
												280	A	IPFW		3	0		
												289	A	SIUE		3	1		
												289	H	SIUE		3	2		
												290	N	Toledo		3	2		
												295	H	Jacksonville St.		3	0		
LAST 10 GAMES																			
271 N Tennessee Tech				2	3	269 A UT Martin				3	2	290 N Toledo				3	2		
240 H Tennessee St.				1	3	265 A Southeast Mo. St.				2	3	295 H Jacksonville St.				3	0		
289 H SIUE				3	2	99 H Murray St.				3	2								
279 A Morehead St.				2	3	273 H Austin Peay				3	1								
239 A Eastern Ky.				3	1	265 H Southeast Mo. St.				3	2								

Non-Div. I Games:

Eastern Ill.

Average RPI Win:	267	WON-LOST	WINNING	LAST 10	STRENGTH OF	OPP. STRENGTH	TEAM	ADJ	CONF.	ADJ CONF.	
Average RPI Loss:	199	RECORD	PCT. RANK	GAMES	SCHEDULE	OF SCHEDULE	RPI	RPI	RPI	RPI	
DIV. I ONLY	19- 12	.6129	98	9- 1	295	286	202	.4743	203	29	29
DIV. I NON-CONF.	6- 9	.4	216	0- 0	286	217	270	.42018	272	29	29
<hr/>											
TOTALS	RPI 1-25	RPI 26-50		W-L RECORDS		RPI 51-100		RPI 101-150		RPI 150+	
19- 12	0- 0	0- 0		OVERALL		0- 2		0- 0		19- 10	
7- 4	0- 0	0- 0		HOME		0- 0		0- 0		7- 4	
9- 5	0- 0	0- 0		AWAY		0- 1		0- 0		9- 4	
3- 3	0- 0	0- 0		NEUTRAL		0- 1		0- 0		3- 2	
<hr/>											
6- 9	0- 0	0- 0		NON-CONFERENCE		0- 2		0- 0		6- 7	
2- 2	0- 0	0- 0		HOME		0- 0		0- 0		2- 2	
2- 4	0- 0	0- 0		AWAY		0- 1		0- 0		2- 3	
2- 3	0- 0	0- 0		NEUTRAL		0- 1		0- 0		2- 2	
<hr/>											
13- 3	0- 0	0- 0		CONFERENCE		0- 0		0- 0		13- 3	
5- 2	0- 0	0- 0		HOME		0- 0		0- 0		5- 2	
7- 1	0- 0	0- 0		AWAY		0- 0		0- 0		7- 1	
1- 0	0- 0	0- 0		NEUTRAL		0- 0		0- 0		1- 0	
<hr/>											
RPI S	Opponent	Score	RPI S	Opponent	Score	RPI S	Opponent	Score	RPI S	Opponent	Score
						61 A	New Mexico St.	0 3	177 H	Duquesne	1 3
						67 N	Cleveland St.	0 3	178 A	LIU Brooklyn	3 1
						178 A	LIU Brooklyn	3 0			
						178 H	LIU Brooklyn	1 3			
						196 A	UTEP	1 3			
						201 A	West Virginia	3 1			
						217 N	Radford	0 3			
						221 A	Bryant	1 3			
						221 H	Bryant	3 2			
						221 N	Bryant	3 1			
						222 N	Georgetown	3 1			
						226 A	Youngstown St.	1 3			
						244 H	UMBC	3 2			
						244 H	UMBC	0 3			
						252 N	Brown	0 3			
						253 A	Sacred Heart	3 2			
						253 H	Sacred Heart	1 3			
						272 N	Niagara	3 0			
						282 A	Fordham	3 0			
						290 A	Toledo	2 3			
						302 A	Central Conn. St.	3 1			
						302 H	Central Conn. St.	3 1			
						308 H	Loyola Maryland	3 1			
						314 A	St. Francis Brooklyn	3 1			
						314 H	St. Francis Brooklyn	3 0			
						315 A	Fairleigh Dickinson	3 1			
						315 H	Fairleigh Dickinson	3 0			
						LAST 10 GAMES					
						178 A	LIU Brooklyn	3 1			
						221 N	Bryant	3 1			
						302 H	Central Conn. St.	3 1			
						221 H	Bryant	3 2			
						315 A	Fairleigh Dickinson	3 1			

Non-Div. I Games:

Robert Morris

RPI	S	Opponent	Score	
317	A	Saint Francis (PA)	3	1
317	H	Saint Francis (PA)	3	0

Robert Morris

R  
o  
b  
e  
r  
t  
M  
o  
r  
r  
i  
s

R  
o  
b  
e  
r  
t  
M  
o  
r  
r  
i  
s





Average RPI Win: 216		WON-LOST RECORD		WINNING PCT. RANK		LAST 10 GAMES		STRENGTH OF SCHEDULE		OPP. STRENGTH OF SCHEDULE		TEAM RPI		ADJ RPI		CONF. RPI		ADJ CONF. RPI	
Average RPI Loss: 111																			
DIV. I ONLY		12- 21		.36364 236		2- 8		146		132		207		.47301 205		10		10	
DIV. I NON-CONF.		7- 8		.46667 180		0- 0		176		156		184		.48573 184		10		10	
TOTALS		RPI 1-25		RPI 26-50		W-L RECORDS		RPI 51-100		RPI 101-150		RPI 150+							
12- 21		0- 2		0- 5		OVERALL		0- 3		3- 4		9- 7							
7- 9		0- 1		0- 3		HOME		0- 1		1- 1		6- 3							
3- 9		0- 1		0- 1		AWAY		0- 2		1- 1		2- 4							
2- 3		0- 0		0- 1		NEUTRAL		0- 0		1- 2		1- 0							
7- 8		0- 0		0- 2		NON-CONFERENCE		0- 3		1- 2		6- 1							
4- 3		0- 0		0- 1		HOME		0- 1		0- 0		4- 1							
1- 2		0- 0		0- 0		AWAY		0- 2		0- 0		1- 0							
2- 3		0- 0		0- 1		NEUTRAL		0- 0		1- 2		1- 0							
5- 13		0- 2		0- 3		CONFERENCE		0- 0		2- 2		3- 6							
3- 6		0- 1		0- 2		HOME		0- 0		1- 1		2- 2							
2- 7		0- 1		0- 1		AWAY		0- 0		1- 1		1- 4							
0- 0		0- 0		0- 0		NEUTRAL		0- 0		0- 0		0- 0							
RPI S	Opponent	Score		RPI S	Opponent	Score		RPI S	Opponent	Score		RPI S	Opponent	Score					
20 A	Colorado St.	0	3	39 H	Arizona St.	0	3	61 H	New Mexico St.	1	3	106 A	New Mexico	0	3				
20 H	Colorado St.	1	3	41 N	Villanova	1	3	64 A	Colorado	0	3	106 H	New Mexico	1	3				
				43 H	Boise St.	1	3	87 A	Denver	1	3	120 N	Texas-Arlington	0	3				
				44 A	Wyoming	0	3					121 N	Army West Point	2	3				
				44 H	Wyoming	2	3					144 N	Harvard	3	0				
												145 A	San Diego St.	3	2				
												145 H	San Diego St.	3	1				
												157 A	UNLV	0	3				
												157 H	UNLV	3	0				
												176 N	California	3	2				
												185 A	Nevada	0	3				
												185 H	Nevada	2	3				
												204 A	Fresno St.	0	3				
												204 H	Fresno St.	0	3				
												225 H	George Mason	3	0				
												230 A	San Jose St.	0	3				
												230 H	San Jose St.	3	1				
												260 H	Montana	2	3				
												261 A	Utah St.	3	1				
												264 A	Navy	3	1				
												270 H	Northeastern	3	1				
												274 H	Weber St.	3	2				
												304 H	Montana St.	3	2				
LAST 10 GAMES																			
106 H	New Mexico	1	3	44 H	Wyoming	2	3	304 H	Montana St.	3	2								
261 A	Utah St.	3	1	20 H	Colorado St.	1	3												
43 H	Boise St.	1	3	230 H	San Jose St.	3	1												
157 A	UNLV	0	3	106 A	New Mexico	0	3												
204 A	Fresno St.	0	3	185 A	Nevada	0	3												

Non-Div. I Games:

Air Force

Average RPI Win: 246		WON-LOST	WINNING	LAST 10	STRENGTH OF		OPP. STRENGTH	TEAM	ADJ	CONF.	ADJ CONF.	
Average RPI Loss: 103		RECORD	PCT. RANK	GAMES	SCHEDULE		OF SCHEDULE	RPI	RPI	RPI	RPI	
DIV. I ONLY		15- 20	.42857	208	201		154	204	.47198	206	7	7
DIV. I NON-CONF.		9- 8	.52941	159	277		256	229	.45091	231	8	8
TOTALS		RPI 1-25	RPI 26-50		W-L RECORDS		RPI 51-100		RPI 101-150		RPI 150+	
15- 20	0- 0	0- 8		OVERALL		0- 4		3- 4		12- 4		
3- 7	0- 0	0- 4		HOME		0- 1		1- 1		2- 1		
6- 8	0- 0	0- 4		AWAY		0- 2		2- 1		4- 1		
6- 5	0- 0	0- 0		NEUTRAL		0- 1		0- 2		6- 2		
9- 8	0- 0	0- 0		NON-CONFERENCE		0- 2		0- 3		9- 3		
0- 1	0- 0	0- 0		HOME		0- 0		0- 0		0- 1		
3- 2	0- 0	0- 0		AWAY		0- 1		0- 1		3- 0		
6- 5	0- 0	0- 0		NEUTRAL		0- 1		0- 2		6- 2		
6- 12	0- 0	0- 8		CONFERENCE		0- 2		3- 1		3- 1		
3- 6	0- 0	0- 4		HOME		0- 1		1- 1		2- 0		
3- 6	0- 0	0- 4		AWAY		0- 1		2- 0		1- 1		
0- 0	0- 0	0- 0		NEUTRAL		0- 0		0- 0		0- 0		
RPI S	Opponent	Score	RPI S	Opponent	Score	RPI S	Opponent	Score	RPI S	Opponent	Score	
			28 A	Wichita St.	1 3	69 A	Illinois St.	1 3	113 A	Loyola Chicago	3 1	
			28 H	Wichita St.	0 3	69 H	Illinois St.	1 3	113 H	Loyola Chicago	1 3	
			34 A	Missouri St.	0 3	83 N	Coastal Caro.	0 3	122 N	UCF	0 3	
			34 H	Missouri St.	0 3	91 A	Iowa	0 3	139 A	North Dakota	0 3	
			40 A	Southern Ill.	0 3				139 N	North Dakota	0 3	
			40 H	Southern Ill.	0 3				149 A	Indiana St.	3 2	
			45 A	UNI	0 3				149 H	Indiana St.	3 1	
			45 H	UNI	2 3				163 A	Omaha	3 2	
									170 N	Green Bay	1 3	
									187 N	South Dakota	1 3	
									210 N	DePaul	3 1	
									262 A	Evansville	1 3	
									262 H	Evansville	3 0	
									275 A	Bradley	3 1	
									275 H	Bradley	3 0	
									277 A	South Dakota St.	3 0	
									289 N	SIUE	3 2	
									295 N	Jacksonville St.	3 0	
									298 N	Akron	3 2	
									312 N	Gardner-Webb	3 0	
									312 N	Gardner-Webb	3 1	
									313 A	Western Ill.	3 0	
									313 H	Western Ill.	2 3	
			LAST 10 GAMES									
			275 H	Bradley	3 0	69 H	Illinois St.	1 3				
			113 H	Loyola Chicago	1 3	149 H	Indiana St.	3 1				
			45 H	UNI	2 3	262 A	Evansville	1 3				
			34 A	Missouri St.	0 3	40 A	Southern Ill.	0 3				
			28 A	Wichita St.	1 3	45 A	UNI	0 3				

Non-Div. I Games:

Drake

Average RPI Win: 284		WON-LOST	WINNING	LAST 10	STRENGTH OF		OPP. STRENGTH	TEAM	ADJ		CONF.	ADJ CONF.
Average RPI Loss: 180		RECORD	PCT. RANK	GAMES	SCHEDULE		OF SCHEDULE	RPI	RPI		RPI	RPI
DIV. I ONLY		16- 13	.55172	134	5- 5		265	302	205		.47121	207
DIV. I NON-CONF.		4- 6	.4	216	0- 0		152	224	202		.46844	205
TOTALS		RPI 1-25	RPI 26-50		W-L RECORDS		RPI 51-100		RPI 101-150		RPI 150+	
16- 13	0- 0	0- 1		OVERALL		0- 2		0- 2		16- 8		
8- 1	0- 0	0- 0		HOME		0- 0		0- 0		8- 1		
6- 8	0- 0	0- 1		AWAY		0- 0		0- 2		6- 5		
2- 4	0- 0	0- 0		NEUTRAL		0- 2		0- 0		2- 2		
4- 6	0- 0	0- 1		NON-CONFERENCE		0- 2		0- 2		4- 1		
0- 0	0- 0	0- 0		HOME		0- 0		0- 0		0- 0		
2- 3	0- 0	0- 1		AWAY		0- 0		0- 2		2- 0		
2- 3	0- 0	0- 0		NEUTRAL		0- 2		0- 0		2- 1		
12- 7	0- 0	0- 0		CONFERENCE		0- 0		0- 0		12- 7		
8- 1	0- 0	0- 0		HOME		0- 0		0- 0		8- 1		
4- 5	0- 0	0- 0		AWAY		0- 0		0- 0		4- 5		
0- 1	0- 0	0- 0		NEUTRAL		0- 0		0- 0		0- 1		
RPI S	Opponent	Score	RPI S	Opponent	Score	RPI S	Opponent	Score	RPI S	Opponent	Score	
			41 A Villanova	0 3		75 N James Madison	0 3		107 A Hofstra	1 3		
						83 N Coastal Caro.	0 3		108 A Georgia Tech	0 3		
									164 A Fairfield	1 3		
									164 H Fairfield	1 3		
									184 A Marist	0 3		
									184 H Marist	3 1		
									228 N Howard	3 0		
									256 A Manhattan	2 3		
									256 H Manhattan	3 1		
									267 A Binghamton	3 2		
									269 N UT Martin	3 1		
									272 A Niagara	3 2		
									272 H Niagara	3 1		
									272 N Niagara	0 3		
									283 A Rider	2 3		
									283 H Rider	3 0		
									294 A Canisius	3 1		
									294 H Canisius	3 2		
									296 A Iona	1 3		
									296 H Iona	3 0		
									306 N Citadel	1 3		
									318 A Hartford	3 0		
									324 A Saint Peter's	3 0		
									324 H Saint Peter's	3 0		
									330 A Quinnipiac	3 0		
									330 H Quinnipiac	3 1		
			LAST 10 GAMES									
			272 N Niagara	0 3		296 A Iona	1 3					
			184 A Marist	0 3		256 A Manhattan	2 3					
			164 A Fairfield	1 3		330 A Quinnipiac	3 0					
			272 H Niagara	3 1		324 H Saint Peter's	3 0					
			294 H Canisius	3 2		283 H Rider	3 0					

Non-Div. I Games:

Siena

Average RPI Win:		202	WON-LOST	WINNING	LAST 10	STRENGTH OF		OPP. STRENGTH	TEAM	ADJ	CONF.	ADJ CONF.
Average RPI Loss:		127	RECORD	PCT. RANK	GAMES	SCHEDULE		OF SCHEDULE	RPI	RPI	RPI	RPI
DIV. I ONLY			8- 19	.2963	272	3- 7		92	153	209	.47099	208
DIV. I NON-CONF.			3- 8	.27273	268	0- 0		97	193	218	.46146	216
TOTALS		RPI 1-25	RPI 26-50		W-L RECORDS		RPI 51-100		RPI 101-150		RPI 150+	
8- 19	0- 2		0- 0		OVERALL		1- 6		0- 3		7- 8	
5- 7	0- 1		0- 0		HOME		1- 3		0- 1		4- 2	
2- 9	0- 0		0- 0		AWAY		0- 3		0- 2		2- 4	
1- 3	0- 1		0- 0		NEUTRAL		0- 0		0- 0		1- 2	
3- 8	0- 1		0- 0		NON-CONFERENCE		0- 2		0- 1		3- 4	
2- 2	0- 0		0- 0		HOME		0- 1		0- 0		2- 1	
0- 3	0- 0		0- 0		AWAY		0- 1		0- 1		0- 1	
1- 3	0- 1		0- 0		NEUTRAL		0- 0		0- 0		1- 2	
5- 11	0- 1		0- 0		CONFERENCE		1- 4		0- 2		4- 4	
3- 5	0- 1		0- 0		HOME		1- 2		0- 1		2- 1	
2- 6	0- 0		0- 0		AWAY		0- 2		0- 1		2- 3	
0- 0	0- 0		0- 0		NEUTRAL		0- 0		0- 0		0- 0	
RPI S	Opponent	Score	RPI S	Opponent	Score	RPI S	Opponent	Score	RPI S	Opponent	Score	
13 H	Western Ky.	0 <span>3</span>				63 A	UTSA	0 <span>3</span>	111 A	Southern Miss.	2 <span>3</span>	
18 N	Missouri	1 <span>3</span>				74 H	Rice	2 <span>3</span>	111 H	Southern Miss.	2 <span>3</span>	
						79 A	Appalachian St.	0 <span>3</span>	115 A	IUPUI	1 <span>3</span>	
						84 H	Furman	1 <span>3</span>	155 A	FIU	0 <span>3</span>	
						88 H	North Texas	3 0	155 H	FIU	0 <span>3</span>	
						93 A	Fla. Atlantic	0 <span>3</span>	158 A	Marshall	2 <span>3</span>	
						93 H	Fla. Atlantic	0 <span>3</span>	158 H	Marshall	3 2	
									166 N	Liberty	3 0	
									195 N	Eastern Mich.	0 <span>3</span>	
									196 H	UTEP	3 1	
									201 N	West Virginia	1 <span>3</span>	
									214 H	USC Upstate	0 <span>3</span>	
									234 A	Middle Tenn.	3 2	
									236 A	Winthrop	0 <span>3</span>	
									241 H	UNC Asheville	3 0	
									243 H	Davidson	3 0	
									245 A	Louisiana Tech	0 <span>3</span>	
									291 A	UAB	3 1	
			LAST 10 GAMES									
			155 H	FIU	0 <span>3</span>	88 H	North Texas	3 0				
			93 H	Fla. Atlantic	0 <span>3</span>	158 H	Marshall	3 2				
			111 A	Southern Miss.	2 <span>3</span>	63 A	UTSA	0 <span>3</span>				
			234 A	Middle Tenn.	3 2	13 H	Western Ky.	0 <span>3</span>				
			245 A	Louisiana Tech	0 <span>3</span>	93 A	Fla. Atlantic	0 <span>3</span>				

Non-Div. I Games:

Charlotte

Average RPI Win: 217		WON-LOST	WINNING	LAST 10	STRENGTH OF		OPP. STRENGTH	TEAM	ADJ	CONF.	ADJ CONF.
Average RPI Loss: 81		RECORD	PCT. RANK	GAMES	SCHEDULE		OF SCHEDULE	RPI	RPI	RPI	RPI
DIV. I ONLY		6- 26	.1875	312	44		81	210	.46946	209	6
DIV. I NON-CONF.		5- 7	.41667	204	59		174	142	.51556	143	6
TOTALS		RPI 1-25	RPI 26-50		W-L RECORDS		RPI 51-100		RPI 101-150		RPI 150+
6- 26	0- 5	0- 5		OVERALL		0- 9		2- 1		4- 6	
4- 12	0- 3	0- 1		HOME		0- 4		1- 1		3- 3	
1- 11	0- 2	0- 3		AWAY		0- 4		1- 0		0- 2	
1- 3	0- 0	0- 1		NEUTRAL		0- 1		0- 0		1- 1	
5- 7	0- 0	0- 2		NON-CONFERENCE		0- 4		1- 0		4- 1	
4- 2	0- 0	0- 0		HOME		0- 2		1- 0		3- 0	
0- 2	0- 0	0- 1		AWAY		0- 1		0- 0		0- 0	
1- 3	0- 0	0- 1		NEUTRAL		0- 1		0- 0		1- 1	
1- 19	0- 5	0- 3		CONFERENCE		0- 5		1- 1		0- 5	
0- 10	0- 3	0- 1		HOME		0- 2		0- 1		0- 3	
1- 9	0- 2	0- 2		AWAY		0- 3		1- 0		0- 2	
0- 0	0- 0	0- 0		NEUTRAL		0- 0		0- 0		0- 0	
RPI S	Opponent	Score	RPI S	Opponent	Score	RPI S	Opponent	Score	RPI S	Opponent	Score
19 A	Louisville	0 3	32 A	SMU	0 3	57 A	Syracuse	1 3	108 A	Georgia Tech	3 1
19 H	Louisville	0 3	38 A	Miami (FL)	0 3	57 H	Syracuse	1 3	108 H	Georgia Tech	0 3
24 H	North Carolina	0 3	38 H	Miami (FL)	0 3	58 H	UNCW	0 3	128 H	ETSU	3 1
25 A	Florida St.	0 3	47 A	Pittsburgh	0 3	59 A	Virginia	1 3	153 N	South Carolina	1 3
25 H	Florida St.	0 3	49 N	TCU	1 3	63 N	UTSA	2 3	154 H	North Carolina St.	0 3
						73 H	Duke	0 3	168 A	Boston College	0 3
						79 H	Appalachian St.	0 3	175 H	Wake Forest	2 3
						81 A	Virginia Tech	0 3	211 A	Notre Dame	0 3
						84 A	Furman	2 3	211 H	Notre Dame	2 3
									214 H	USC Upstate	3 0
									236 N	Winthrop	3 0
									305 H	Charleston So.	3 1
									309 H	Presbyterian	3 0
			LAST 10 GAMES								
	25 H	Florida St.	0 3		108 A	Georgia Tech	3 1				
	38 H	Miami (FL)	0 3		73 H	Duke	0 3				
	211 A	Notre Dame	0 3		175 H	Wake Forest	2 3				
	19 A	Louisville	0 3		57 A	Syracuse	1 3				
	59 A	Virginia	1 3		168 A	Boston College	0 3				

Non-Div. I Games:

Clemson

D  
e  
P  
a  
u  
l

DePaul				Through Games Of Through Nov. 28, 2015							
Average RPI Win: 246		WON-LOST	WINNING	LAST 10	STRENGTH OF	OPP. STRENGTH	TEAM	ADJ	CONF.	ADJ CONF.	
Average RPI Loss: 100		RECORD	PCT. RANK	GAMES	SCHEDULE	OF SCHEDULE	RPI	RPI	RPI	RPI	
DIV. I ONLY		16- 15	.51613 154	3- 7	288	120	208	.46894 210	8	8	
DIV. I NON-CONF.		12- 1	.92308 10	1- 0	330	253	161	.49921 165	7	7	
<hr/>											
TOTALS		RPI 1-25	RPI 26-50		W-L RECORDS		RPI 51-100		RPI 101-150		RPI 150+
16- 15	0- 2		0- 4		OVERALL		1- 1		0- 6		15- 2
7- 6	0- 1		0- 2		HOME		1- 0		0- 3		6- 0
4- 8	0- 1		0- 2		AWAY		0- 1		0- 3		4- 1
5- 1	0- 0		0- 0		NEUTRAL		0- 0		0- 0		5- 1
<hr/>											
12- 1	0- 0		0- 0		NON-CONFERENCE		0- 0		0- 0		12- 1
4- 0	0- 0		0- 0		HOME		0- 0		0- 0		4- 0
3- 0	0- 0		0- 0		AWAY		0- 0		0- 0		3- 0
5- 1	0- 0		0- 0		NEUTRAL		0- 0		0- 0		5- 1
<hr/>											
4- 14	0- 2		0- 4		CONFERENCE		1- 1		0- 6		3- 1
3- 6	0- 1		0- 2		HOME		1- 0		0- 3		2- 0
1- 8	0- 1		0- 2		AWAY		0- 1		0- 3		1- 1
0- 0	0- 0		0- 0		NEUTRAL		0- 0		0- 0		0- 0
<hr/>											
RPI S	Opponent	Score	RPI S	Opponent	Score	RPI S	Opponent	Score	RPI S	Opponent	Score
15 A	Creighton	2 <span>3</span>	36 A	Marquette	0 <span>3</span>	62 A	Xavier	1 <span>3</span>	125 A	St. John's (NY)	2 <span>3</span>
15 H	Creighton	1 <span>3</span>	36 H	Marquette	0 <span>3</span>	62 H	Xavier	3 1	125 H	St. John's (NY)	2 <span>3</span>
			41 A	Villanova	0 <span>3</span>				137 A	Seton Hall	0 <span>3</span>
			41 H	Villanova	2 <span>3</span>				137 H	Seton Hall	1 <span>3</span>
									148 A	Butler	1 <span>3</span>
									148 H	Butler	2 <span>3</span>
									196 N	UTEP	3 2
									202 H	Eastern Ill.	3 1
									206 N	Drake	1 <span>3</span>
									217 N	Radford	3 2
									222 A	Georgetown	2 <span>3</span>
									222 H	Georgetown	3 0
									229 H	Ill.-Chicago	3 0
									257 A	Providence	3 1
									257 H	Providence	3 0
									262 H	Evansville	3 1
									265 N	Southeast Mo. St.	3 2
									268 A	Georgia St.	3 1
									275 A	Bradley	3 0
									289 N	SIUE	3 0
									290 H	Toledo	3 0
									313 A	Western Ill.	3 1
									332 N	Grambling	3 0
<hr/>											
LAST 10 GAMES											
			148 A	Butler	1 <span>3</span>	222 H	Georgetown	3 0			
			62 A	Xavier	1 <span>3</span>	229 H	Ill.-Chicago	3 0			
			125 A	St. John's (NY)	2 <span>3</span>	36 H	Marquette	0 <span>3</span>			
			257 A	Providence	3 1	137 H	Seton Hall	1 <span>3</span>			
			15 H	Creighton	1 <span>3</span>	41 H	Villanova	2 <span>3</span>			

D  
e  
P  
a  
u  
l

Non-Div. I Games:

DePaul

Average RPI Win: 189		WON-LOST	WINNING	LAST 10	STRENGTH OF		OPP. STRENGTH	TEAM	ADJ	CONF.	ADJ CONF.
Average RPI Loss: 87		RECORD	PCT. RANK	GAMES	SCHEDULE		OF SCHEDULE	RPI	RPI	RPI	RPI
DIV. I ONLY		7- 25	.21875	296	1- 9		75	65	212	.46755	211
DIV. I NON-CONF.		5- 7	.41667	204	0- 0		95	127	154	.50384	155
TOTALS		RPI 1-25	RPI 26-50		W-L RECORDS		RPI 51-100		RPI 101-150		RPI 150+
7- 25		0- 6	0- 3		OVERALL		0- 7		2- 3		5- 6
3- 10		0- 3	0- 1		HOME		0- 3		1- 1		2- 2
2- 11		0- 3	0- 2		AWAY		0- 2		0- 2		2- 2
2- 4		0- 0	0- 0		NEUTRAL		0- 2		1- 0		1- 2
5- 7		0- 1	0- 1		NON-CONFERENCE		0- 2		2- 1		3- 2
2- 1		0- 1	0- 0		HOME		0- 0		1- 0		1- 0
1- 2		0- 0	0- 1		AWAY		0- 0		0- 1		1- 0
2- 4		0- 0	0- 0		NEUTRAL		0- 2		1- 0		1- 2
2- 18		0- 5	0- 2		CONFERENCE		0- 5		0- 2		2- 4
1- 9		0- 2	0- 1		HOME		0- 3		0- 1		1- 2
1- 9		0- 3	0- 1		AWAY		0- 2		0- 1		1- 2
0- 0		0- 0	0- 0		NEUTRAL		0- 0		0- 0		0- 0
RPI S	Opponent	Score	RPI S	Opponent	Score	RPI S	Opponent	Score	RPI S	Opponent	Score
10 H	Penn St.	0 3	35 A	Purdue	1 3	57 A	Syracuse	1 3	107 N	Hofstra	3 2
19 A	Louisville	0 3	38 A	Miami (FL)	1 3	57 H	Syracuse	2 3	108 A	Georgia Tech	0 3
19 H	Louisville	0 3	47 H	Pittsburgh	0 3	59 A	Virginia	1 3	108 H	Georgia Tech	1 3
24 A	North Carolina	1 3				67 N	Cleveland St.	2 3	131 H	Mississippi St.	3 1
25 A	Florida St.	0 3				72 N	Temple	1 3	137 A	Seton Hall	0 3
25 H	Florida St.	0 3				73 H	Duke	0 3	154 A	North Carolina St.	2 3
						81 H	Virginia Tech	0 3	168 A	Boston College	2 3
									168 H	Boston College	0 3
									175 H	Wake Forest	1 3
									187 N	South Dakota	2 3
									192 N	Ball St.	3 0
									209 A	Clemson	3 2
									209 H	Clemson	3 0
									234 A	Middle Tenn.	3 1
									239 H	Eastern Ky.	3 0
									258 N	Bowling Green	1 3
			LAST 10 GAMES								
			168 A	Boston College	2 3	25 A	Florida St.	0 3			
			57 A	Syracuse	1 3	47 H	Pittsburgh	0 3			
			209 H	Clemson	3 0	81 H	Virginia Tech	0 3			
			108 H	Georgia Tech	1 3	24 A	North Carolina	1 3			
			38 A	Miami (FL)	1 3	154 A	North Carolina St.	2 3			

Non-Div. I Games:

Notre Dame

Average RPI Win:	230	WON-LOST RECORD	WINNING PCT. RANK	LAST 10 GAMES	STRENGTH OF SCHEDULE	OPP. STRENGTH OF SCHEDULE	TEAM RPI	ADJ RPI	CONF. RPI	ADJ CONF. RPI	
Average RPI Loss:	143										
DIV. I ONLY		11- 18	.37931 229	4- 6	151	226	211	.4668 212	13	14	
DIV. I NON-CONF.		6- 8	.42857 192	1- 0	222	281	234	.44923 233	17	17	
<hr/>											
TOTALS	RPI 1-25	RPI 26-50		W-L RECORDS	RPI 51-100		RPI 101-150		RPI 150+		
11- 18	0- 0	0- 2		OVERALL	0- 5		3- 5		8- 6		
6- 4	0- 0	0- 1		HOME	0- 1		2- 1		4- 1		
1- 10	0- 0	0- 1		AWAY	0- 3		1- 3		0- 3		
4- 4	0- 0	0- 0		NEUTRAL	0- 1		0- 1		4- 2		
<hr/>											
6- 8	0- 0	0- 0		NON-CONFERENCE	0- 3		0- 1		6- 4		
2- 1	0- 0	0- 0		HOME	0- 0		0- 0		2- 1		
0- 4	0- 0	0- 0		AWAY	0- 2		0- 1		0- 1		
4- 3	0- 0	0- 0		NEUTRAL	0- 1		0- 0		4- 2		
<hr/>											
5- 10	0- 0	0- 2		CONFERENCE	0- 2		3- 4		2- 2		
4- 3	0- 0	0- 1		HOME	0- 1		2- 1		2- 0		
1- 6	0- 0	0- 1		AWAY	0- 1		1- 2		0- 2		
0- 1	0- 0	0- 0		NEUTRAL	0- 0		0- 1		0- 0		
<hr/>											
RPI S	Opponent	Score	RPI S	Opponent	Score	RPI S	Opponent	Score	RPI S	Opponent	Score
			50 A Lipscomb	0 3	58 A UNCW	0 3	101 A Kennesaw St.	0 3			
			50 H Lipscomb	0 3	78 N Chattanooga	0 3	101 H Kennesaw St.	3 1			
					93 A Fla. Atlantic	0 3	101 N Kennesaw St.	0 3			
					96 A FGCU	1 3	131 A Mississippi St.	0 3			
					96 H FGCU	1 3	133 A Jacksonville	1 3			
							133 H Jacksonville	3 2			
							140 A North Florida	3 0			
							140 H North Florida	2 3			
							155 H FIU	2 3			
							214 A USC Upstate	2 3			
							214 H USC Upstate	3 1			
							224 N Ga. Southern	3 2			
							242 N UMES	3 0			
							247 H Mercer	3 2			
							255 A Bethune-Cookman	1 3			
							255 N Bethune-Cookman	0 3			
							267 N Binghamton	2 3			
							284 H Florida A&M	3 0			
							297 A NJIT	1 3			
							297 H NJIT	3 0			
							309 N Presbyterian	3 1			
							334 N Mississippi Val.	3 0			
<hr/>											
			LAST 10 GAMES								
			101 N Kennesaw St.	0 3	140 H North Florida	2 3					
			297 H NJIT	3 0	133 H Jacksonville	3 2					
			50 H Lipscomb	0 3	96 A FGCU	1 3					
			214 A USC Upstate	2 3	284 H Florida A&M	3 0					
			101 A Kennesaw St.	0 3	140 A North Florida	3 0					

**Non-Div. I Games:**

Stetson



Average RPI Win:	258	WON-LOST	WINNING	LAST 10	STRENGTH OF	OPP. STRENGTH	TEAM	ADJ	CONF.	ADJ CONF.	
Average RPI Loss:	142	RECORD	PCT. RANK	GAMES	SCHEDULE	OF SCHEDULE	RPI	RPI	RPI	RPI	
DIV. I ONLY	16- 18	.47059	179	4- 6	252	252	214	.46636	213	18	19
DIV. I NON-CONF.	9- 8	.52941	159	1- 0	306	289	245	.43817	243	22	22
<hr/>											
TOTALS	RPI 1-25	RPI 26-50		W-L RECORDS		RPI 51-100		RPI 101-150		RPI 150+	
16- 18	0- 0	0- 0		OVERALL		1- 4		2- 8		13- 6	
6- 3	0- 0	0- 0		HOME		1- 1		1- 2		4- 0	
5- 10	0- 0	0- 0		AWAY		0- 3		1- 2		4- 5	
5- 5	0- 0	0- 0		NEUTRAL		0- 0		0- 4		5- 1	
9- 8	0- 0	0- 0		NON-CONFERENCE		0- 1		0- 3		9- 4	
1- 0	0- 0	0- 0		HOME		0- 0		0- 0		1- 0	
3- 4	0- 0	0- 0		AWAY		0- 1		0- 0		3- 3	
5- 4	0- 0	0- 0		NEUTRAL		0- 0		0- 3		5- 1	
7- 10	0- 0	0- 0		CONFERENCE		1- 3		2- 5		4- 2	
5- 3	0- 0	0- 0		HOME		1- 1		1- 2		3- 0	
2- 6	0- 0	0- 0		AWAY		0- 2		1- 2		1- 2	
0- 1	0- 0	0- 0		NEUTRAL		0- 0		0- 1		0- 0	
RPI	S	Opponent	Score	RPI	S	Opponent	Score	RPI	S	Opponent	Score
						78 A Chattanooga	1 3	112 N Tennessee	1 3		
						78 H Chattanooga	0 3	119 A UNCG	1 3		
						84 A Furman	2 3	119 H UNCG	1 3		
						84 H Furman	3 0	119 N UNCG	1 3		
						86 A Col. of Charleston	0 3	127 N Memphis	0 3		
								128 A ETSU	3 1		
								128 H ETSU	1 3		
								133 N Jacksonville	0 3		
								136 A Samford	1 3		
								136 H Samford	3 0		
								153 A South Carolina	0 3		
								180 N High Point	2 3		
								214 A USC Upstate	2 3		
								218 A Western Caro.	2 3		
								218 H Western Caro.	3 0		
								219 A Georgia	1 3		
								247 A Mercer	1 3		
								247 H Mercer	3 2		
								249 N La.-Monroe	3 1		
								254 N East Carolina	3 1		
								295 A Jacksonville St.	3 0		
								305 N Charleston So.	3 2		
								306 A Citadel	3 0		
								306 H Citadel	3 0		
								309 A Presbyterian	3 0		
								309 H Presbyterian	3 0		
								316 N Alabama A&M	3 0		
LAST 10 GAMES											
						119 N UNCG	1 3	78 A Chattanooga	1 3		
						306 H Citadel	3 0	136 A Samford	1 3		
						119 H UNCG	1 3	247 H Mercer	3 2		
						84 A Furman	2 3	218 H Western Caro.	3 0		
						128 H ETSU	1 3	309 H Presbyterian	3 0		

Non-Div. I Games:

Wofford

RPI	S	Opponent	Score	
329	A	South Carolina St.	3	1
333	N	Alcorn	3	0

Wofford

W  
o  
f  
f  
o  
r  
d

W  
o  
f  
f  
o  
r  
d

Average RPI Win:		271	WON-LOST RECORD		WINNING PCT. RANK		LAST 10 GAMES		STRENGTH OF SCHEDULE		OPP. STRENGTH OF SCHEDULE		TEAM RPI		ADJ RPI		CONF. RPI		ADJ CONF. RPI					
DIV. I ONLY			15- 15		.5		160		3- 7		277		218		215		.46613		214		13		14	
DIV. I NON-CONF.			12- 4		.75		57		0- 0		312		275		181		.48887		181		17		17	
TOTALS		RPI 1-25		RPI 26-50				W-L RECORDS				RPI 51-100				RPI 101-150				RPI 150+				
15- 15		0- 0		0- 2				OVERALL				0- 3				0- 8				15- 2				
4- 5		0- 0		0- 1				HOME				0- 1				0- 3				4- 0				
4- 8		0- 0		0- 1				AWAY				0- 2				0- 3				4- 2				
7- 2		0- 0		0- 0				NEUTRAL				0- 0				0- 2				7- 0				
12- 4		0- 0		0- 0				NON-CONFERENCE				0- 1				0- 2				12- 1				
2- 0		0- 0		0- 0				HOME				0- 0				0- 0				2- 0				
3- 2		0- 0		0- 0				AWAY				0- 1				0- 0				3- 1				
7- 2		0- 0		0- 0				NEUTRAL				0- 0				0- 2				7- 0				
3- 11		0- 0		0- 2				CONFERENCE				0- 2				0- 6				3- 1				
2- 5		0- 0		0- 1				HOME				0- 1				0- 3				2- 0				
1- 6		0- 0		0- 1				AWAY				0- 1				0- 3				1- 1				
0- 0		0- 0		0- 0				NEUTRAL				0- 0				0- 0				0- 0				
RPI	S	Opponent		Score		RPI	S	Opponent		Score		RPI	S	Opponent		Score		RPI	S	Opponent		Score		
						50	A	Lipscomb		0	3	71	A	Saint Louis		0	3	101	A	Kennesaw St.		2	3	
						50	H	Lipscomb		0	3	96	A	FGCU		0	3	101	H	Kennesaw St.		2	3	
												96	H	FGCU		0	3	128	N	ETSU		0	3	
																		133	A	Jacksonville		1	3	
																		133	H	Jacksonville		1	3	
																		139	N	North Dakota		1	3	
																		140	A	North Florida		0	3	
																		140	H	North Florida		2	3	
																		208	A	Charlotte		3	0	
																		209	A	Clemson		0	3	
																		212	A	Stetson		1	3	
																		212	H	Stetson		3	2	
																		213	H	Wofford		3	2	
																		236	H	Winthrop		3	1	
																		241	N	UNC Asheville		3	1	
																		243	N	Davidson		3	0	
																		265	N	Southeast Mo. St.		3	1	
																		269	N	UT Martin		3	1	
																		297	A	NJIT		3	0	
																		297	H	NJIT		3	0	
																		306	N	Citadel		3	1	
																		309	N	Presbyterian		3	1	
																		312	A	Gardner-Webb		3	1	
																		326	N	Ark.-Pine Bluff		3	0	
																		329	A	South Carolina St.		3	1	
LAST 10 GAMES																								
						140	A	North Florida		0	3	50	H	Lipscomb		0	3	312	A	Gardner-Webb		3	1	
						133	A	Jacksonville		1	3	101	H	Kennesaw St.		2	3	326	N	Ark.-Pine Bluff		3	0	
						212	H	Stetson		3	2	297	A	NJIT		3	0	329	A	South Carolina St.		3	1	
						96	H	FGCU		0	3	50	A	Lipscomb		0	3							
						297	H	NJIT		3	0	96	A	FGCU		0	3							

Non-Div. I Games:

USC Upstate

Average RPI Win: 233		WON-LOST RECORD		WINNING PCT. RANK		LAST 10 GAMES		STRENGTH OF SCHEDULE		OPP. STRENGTH OF SCHEDULE		TEAM RPI		ADJ RPI		CONF. RPI		ADJ CONF. RPI	
DIV. I ONLY		9- 19		.32143 257		4- 6		129		151		217		.46404 215		19		18	
DIV. I NON-CONF.		4- 8		.33333 249		0- 0		159		145		223		.45849 223		16		15	
TOTALS		RPI 1-25		RPI 26-50		W-L RECORDS		RPI 51-100		RPI 101-150		RPI 150+							
9- 19		0- 1		0- 3		OVERALL		0- 5		1- 2		8- 8							
5- 6		0- 0		0- 1		HOME		0- 2		1- 1		4- 2							
2- 9		0- 0		0- 1		AWAY		0- 3		0- 0		2- 5							
2- 4		0- 1		0- 1		NEUTRAL		0- 0		0- 1		2- 1							
4- 8		0- 1		0- 1		NON-CONFERENCE		0- 1		0- 2		4- 3							
2- 1		0- 0		0- 0		HOME		0- 0		0- 1		2- 0							
0- 3		0- 0		0- 0		AWAY		0- 1		0- 0		0- 2							
2- 4		0- 1		0- 1		NEUTRAL		0- 0		0- 1		2- 1							
5- 11		0- 0		0- 2		CONFERENCE		0- 4		1- 0		4- 5							
3- 5		0- 0		0- 1		HOME		0- 2		1- 0		2- 2							
2- 6		0- 0		0- 1		AWAY		0- 2		0- 0		2- 3							
0- 0		0- 0		0- 0		NEUTRAL		0- 0		0- 0		0- 0							
RPI S	Opponent	Score		RPI S	Opponent	Score		RPI S	Opponent	Score		RPI S	Opponent	Score					
9 N	Washington	0 3		33 A	Northern Ariz.	1 3		56 A	Idaho St.	2 3		109 N	Washington St.	0 3					
				33 H	Northern Ariz.	1 3		56 H	Idaho St.	0 3		118 H	Portland	1 3					
				43 N	Boise St.	0 3		76 A	Sacramento St.	0 3		139 H	North Dakota	3 0					
								76 H	Sacramento St.	0 3		151 A	Northern Colo.	0 3					
								89 A	Gonzaga	1 3		157 A	UNLV	2 3					
												167 A	Texas Tech	1 3					
												173 A	Idaho	2 3					
												182 N	Oral Roberts	3 0					
												183 A	Southern Utah	3 1					
												183 H	Southern Utah	0 3					
												185 H	Nevada	3 0					
												189 A	Eastern Wash.	1 3					
												250 N	Southeastern La.	1 3					
												260 H	Montana	1 3					
												274 A	Weber St.	3 2					
												274 H	Weber St.	3 0					
												276 H	Grand Canyon	3 0					
												278 N	Northwestern St.	3 2					
												304 H	Montana St.	3 1					
LAST 10 GAMES																			
				33 A	Northern Ariz.	1 3		151 A	Northern Colo.	0 3									
				183 A	Southern Utah	3 1		304 H	Montana St.	3 1									
				274 H	Weber St.	3 0		260 H	Montana	1 3									
				56 H	Idaho St.	0 3		76 A	Sacramento St.	0 3									
				76 H	Sacramento St.	0 3		139 H	North Dakota	3 0									

Non-Div. I Games:

Portland St.

Average RPI Win:		223	WON-LOST RECORD		WINNING PCT. RANK		LAST 10 GAMES		STRENGTH OF SCHEDULE		OPP. STRENGTH OF SCHEDULE		TEAM RPI		ADJ RPI		CONF. RPI		ADJ CONF. RPI				
Average RPI Loss:		101																					
DIV. I ONLY			7- 20		.25926 284		2- 8		97		108		218		.46398 216		14		13				
DIV. I NON-CONF.			4- 7		.36364 239		0- 0		29		63		119		.53296 119		9		9				
TOTALS		RPI 1-25		RPI 26-50		W-L RECORDS		RPI 51-100		RPI 101-150		RPI 150+											
7- 20		0- 1		0- 5		OVERALL		1- 3		0- 8		6- 3											
2- 11		0- 1		0- 4		HOME		0- 1		0- 4		2- 1											
2- 8		0- 0		0- 1		AWAY		0- 2		0- 3		2- 2											
3- 1		0- 0		0- 0		NEUTRAL		1- 0		0- 1		2- 0											
4- 7		0- 1		0- 3		NON-CONFERENCE		1- 1		0- 2		3- 0											
0- 5		0- 1		0- 3		HOME		0- 0		0- 1		0- 0											
1- 1		0- 0		0- 0		AWAY		0- 1		0- 0		1- 0											
3- 1		0- 0		0- 0		NEUTRAL		1- 0		0- 1		2- 0											
3- 13		0- 0		0- 2		CONFERENCE		0- 2		0- 6		3- 3											
2- 6		0- 0		0- 1		HOME		0- 1		0- 3		2- 1											
1- 7		0- 0		0- 1		AWAY		0- 1		0- 3		1- 2											
0- 0		0- 0		0- 0		NEUTRAL		0- 0		0- 0		0- 0											
RPI	S	Opponent		Score		RPI	S	Opponent		Score		RPI	S	Opponent		Score		RPI	S	Opponent		Score	
11	H	UCLA		0 3		26	A	Hawaii		0 3		53	A	Long Beach St.		0 3		102	N	Rhode Island		2 3	
						26	H	Hawaii		0 3		53	H	Long Beach St.		1 3		105	A	Cal Poly		1 3	
						27	H	Loyola Marymount		2 3		74	N	Rice		3 1		105	H	Cal Poly		1 3	
						30	H	San Diego		0 3		80	A	Pepperdine		1 3		126	A	UC Davis		0 3	
						32	H	SMU		1 3								126	H	UC Davis		0 3	
																		141	A	UC Irvine		0 3	
																		141	H	UC Irvine		1 3	
																		145	H	San Diego St.		0 3	
																		165	A	Yale		3 1	
																		198	N	Utah Valley		3 0	
																		223	A	CSUN		2 3	
																		223	H	CSUN		1 3	
																		235	A	UC Riverside		0 3	
																		235	H	UC Riverside		3 1	
																		281	N	Incarnate Word		3 0	
																		303	A	Cal St. Fullerton		3 1	
																		303	H	Cal St. Fullerton		3 1	
						LAST 10 GAMES																	
						141	A	UC Irvine		0 3		126	H	UC Davis		0 3							
						26	H	Hawaii		0 3		105	H	Cal Poly		1 3							
						235	A	UC Riverside		0 3		223	A	CSUN		2 3							
						303	A	Cal St. Fullerton		3 1		53	A	Long Beach St.		0 3							
						141	H	UC Irvine		1 3		303	H	Cal St. Fullerton		3 1							

Non-Div. I Games:

UC Santa Barbara

Average RPI Win: 237		WON-LOST RECORD		WINNING PCT. RANK		LAST 10 GAMES		STRENGTH OF SCHEDULE		OPP. STRENGTH OF SCHEDULE		TEAM RPI		ADJ RPI		CONF. RPI		ADJ CONF. RPI	
DIV. I ONLY		14- 15		.48276 176		5- 5		257		269		216		.46314 217		26		26	
DIV. I NON-CONF.		7- 6		.53846 152		0- 0		248		250		201		.47108 201		27		27	
TOTALS		RPI 1-25		RPI 26-50		W-L RECORDS		RPI 51-100		RPI 101-150		RPI 150+							
14- 15		0- 0		0- 0		OVERALL		0- 2		1- 3		13- 10							
5- 5		0- 0		0- 0		HOME		0- 1		1- 0		4- 4							
6- 5		0- 0		0- 0		AWAY		0- 0		0- 1		6- 4							
3- 5		0- 0		0- 0		NEUTRAL		0- 1		0- 2		3- 2							
7- 6		0- 0		0- 0		NON-CONFERENCE		0- 1		1- 3		6- 2							
3- 0		0- 0		0- 0		HOME		0- 0		1- 0		2- 0							
2- 2		0- 0		0- 0		AWAY		0- 0		0- 1		2- 1							
2- 4		0- 0		0- 0		NEUTRAL		0- 1		0- 2		2- 1							
7- 9		0- 0		0- 0		CONFERENCE		0- 1		0- 0		7- 8							
2- 5		0- 0		0- 0		HOME		0- 1		0- 0		2- 4							
4- 3		0- 0		0- 0		AWAY		0- 0		0- 0		4- 3							
1- 1		0- 0		0- 0		NEUTRAL		0- 0		0- 0		1- 1							
RPI S	Opponent	Score		RPI S	Opponent	Score		RPI S	Opponent	Score		RPI S	Opponent	Score					
								67 N	Cleveland St.	2	3	104 A	George Washington	1	3				
								83 H	Coastal Caro.	0	3	109 H	Washington St.	3	1				
												126 N	UC Davis	0	3				
												146 N	Princeton	2	3				
												166 A	Liberty	3	1				
												166 H	Liberty	1	3				
												166 N	Liberty	3	2				
												178 H	LIU Brooklyn	3	1				
												180 A	High Point	1	3				
												180 H	High Point	2	3				
												193 A	Campbell	3	1				
												193 H	Campbell	3	2				
												193 N	Campbell	1	3				
												203 N	Robert Morris	3	0				
												210 N	DePaul	2	3				
												236 A	Winthrop	2	3				
												241 A	UNC Asheville	0	3				
												241 H	UNC Asheville	0	3				
												263 H	Elon	3	2				
												268 A	Georgia St.	3	2				
												290 A	Toledo	1	3				
												305 H	Charleston So.	2	3				
												309 A	Presbyterian	3	0				
												312 A	Gardner-Webb	3	2				
												312 H	Gardner-Webb	3	1				
												319 A	Norfolk St.	3	0				
												332 N	Grambling	3	0				
				LAST 10 GAMES															
				193 N	Campbell	1	3	193 H	Campbell	3	2	309 A	Presbyterian	3	0				
				166 N	Liberty	3	2	166 A	Liberty	3	1	312 A	Gardner-Webb	3	2				
				241 A	UNC Asheville	0	3	309 A	Presbyterian	3	0	312 H	Gardner-Webb	3	1				
				312 A	Gardner-Webb	3	2	236 A	Winthrop	2	3	319 A	Norfolk St.	3	0				
				180 H	High Point	2	3	305 H	Charleston So.	2	3	332 N	Grambling	3	0				

Non-Div. I Games:

Radford

Average RPI Win:	249	WON-LOST RECORD	WINNING PCT. RANK	LAST 10 GAMES	STRENGTH OF SCHEDULE	OPP. STRENGTH OF SCHEDULE	TEAM RPI	ADJ RPI	CONF. RPI	ADJ CONF. RPI							
DIV. I ONLY		12- 22	.35294	238	4- 6	138	249	220	.46311	218	18	19					
DIV. I NON-CONF.		6- 10	.375	234	0- 0	173	265	230	.45338	228	22	22					
<hr/>																	
TOTALS	RPI 1-25	RPI 26-50		W-L RECORDS		RPI 51-100		RPI 101-150		RPI 150+							
12- 22	0- 0	0- 0		OVERALL		0- 9		1- 5		11- 8							
6- 8	0- 0	0- 0		HOME		0- 3		0- 3		6- 2							
3- 11	0- 0	0- 0		AWAY		0- 5		1- 2		2- 4							
3- 3	0- 0	0- 0		NEUTRAL		0- 1		0- 0		3- 2							
<hr/>																	
6- 10	0- 0	0- 0		NON-CONFERENCE		0- 4		0- 0		6- 6							
2- 3	0- 0	0- 0		HOME		0- 1		0- 0		2- 2							
1- 4	0- 0	0- 0		AWAY		0- 2		0- 0		1- 2							
3- 3	0- 0	0- 0		NEUTRAL		0- 1		0- 0		3- 2							
<hr/>																	
6- 12	0- 0	0- 0		CONFERENCE		0- 5		1- 5		5- 2							
4- 5	0- 0	0- 0		HOME		0- 2		0- 3		4- 0							
2- 7	0- 0	0- 0		AWAY		0- 3		1- 2		1- 2							
0- 0	0- 0	0- 0		NEUTRAL		0- 0		0- 0		0- 0							
<hr/>																	
RPI	S	Opponent	Score	RPI	S	Opponent	Score	RPI	S	Opponent	Score	RPI	S	Opponent	Score		
								78	A	Chattanooga	0	3	119	A	UNCG	0	3
								78	A	Chattanooga	0	3	119	H	UNCG	1	3
								78	H	Chattanooga	2	3	128	A	ETSU	3	2
								79	A	Appalachian St.	0	3	128	H	ETSU	0	3
								82	N	Towson	1	3	136	A	Samford	0	3
								84	A	Furman	1	3	136	H	Samford	2	3
								84	H	Furman	0	3	173	N	Idaho	3	1
								99	H	Murray St.	0	3	180	H	High Point	0	3
								100	A	Maryland	0	3	194	N	Penn	2	3
													204	H	Fresno St.	0	3
													213	A	Wofford	0	3
													213	H	Wofford	3	2
													225	N	George Mason	3	1
													228	A	Howard	1	3
													241	H	UNC Asheville	3	0
													246	N	William & Mary	2	3
													247	A	Mercer	1	3
													247	H	Mercer	3	2
													254	A	East Carolina	3	1
													268	H	Georgia St.	3	2
					271	A	Tennessee Tech	1	3								
								306	A	Citadel	3	2					
								306	H	Citadel	3	1					
								306	H	Citadel	3	1					
								323	N	Hampton	3	0					
LAST 10 GAMES								84	A	Furman	1	3					
306	H	Citadel	3	1	306	A	Citadel	3	2								
78	A	Chattanooga	0	3	128	A	ETSU	3	2								
78	H	Chattanooga	2	3	213	A	Wofford	0	3								
136	H	Samford	2	3	119	H	UNCG	1	3								
247	H	Mercer	3	2													

**Non-Div. I Games:**

Western Caro.

Average RPI Win:		190	WON-LOST		WINNING		LAST 10		STRENGTH OF		OPP. STRENGTH		TEAM		ADJ		CONF.		ADJ CONF.	
Average RPI Loss:		90	RECORD		PCT. RANK		GAMES		SCHEDULE		OF SCHEDULE		RPI		RPI		RPI		RPI	
DIV. I ONLY			5- 25		.16667		317		0- 10		54		66		221		.46308		219	
DIV. I NON-CONF.			5- 7		.41667		204		0- 0		112		161		178		.49245		178	
TOTALS		RPI 1-25		RPI 26-50		W-L RECORDS		RPI 51-100		RPI 101-150		RPI 150+								
5- 25		0- 7		0- 0		OVERALL		0- 7		1- 7		4- 4								
4- 12		0- 3		0- 0		HOME		0- 3		1- 4		3- 2								
0- 11		0- 4		0- 0		AWAY		0- 4		0- 2		0- 1								
1- 2		0- 0		0- 0		NEUTRAL		0- 0		0- 1		1- 1								
5- 7		0- 1		0- 0		NON-CONFERENCE		0- 1		1- 2		4- 3								
4- 3		0- 0		0- 0		HOME		0- 1		1- 1		3- 1								
0- 2		0- 1		0- 0		AWAY		0- 0		0- 0		0- 1								
1- 2		0- 0		0- 0		NEUTRAL		0- 0		0- 1		1- 1								
0- 18		0- 6		0- 0		CONFERENCE		0- 6		0- 5		0- 1								
0- 9		0- 3		0- 0		HOME		0- 2		0- 3		0- 1								
0- 9		0- 3		0- 0		AWAY		0- 4		0- 2		0- 0								
0- 0		0- 0		0- 0		NEUTRAL		0- 0		0- 0		0- 0								
RPI	S	Opponent		Score		RPI	S	Opponent		Score		RPI	S	Opponent		Score				
5	A	Wisconsin		0	3					57	H	Syracuse	0	3	107	N	Hofstra	0	3	
6	A	Texas A&M		0	3					60	A	Arkansas	0	3	108	H	Georgia Tech	0	3	
7	H	Florida		0	3					70	A	Auburn	0	3	112	A	Tennessee	0	3	
18	A	Missouri		0	3					90	A	Alabama	0	3	112	H	Tennessee	0	3	
18	H	Missouri		0	3					90	H	Alabama	0	3	127	H	Memphis	3	0	
21	A	Kentucky		0	3					95	A	Ole Miss	0	3	131	A	Mississippi St.	0	3	
21	H	Kentucky		0	3					95	H	Ole Miss	1	3	131	H	Mississippi St.	0	3	
															132	H	LSU	2	3	
															153	H	South Carolina	0	3	
															175	A	Wake Forest	1	3	
															180	H	High Point	3	0	
															185	N	VCU	3	1	
															213	H	Wofford	3	1	
															222	N	Georgetown	1	3	
															224	H	Ga. Southern	1	3	
															247	H	Mercer	3	0	
LAST 10 GAMES																				
						112	A	Tennessee	0	3	18	A	Missouri	0	3					
						21	A	Kentucky	0	3	6	A	Texas A&M	0	3					
						131	H	Mississippi St.	0	3	21	H	Kentucky	0	3					
						90	H	Alabama	0	3	7	H	Florida	0	3					
						60	A	Arkansas	0	3	95	H	Ole Miss	1	3					

Non-Div. I Games:

Georgia



Average RPI Win: 259		WON-LOST RECORD	WINNING PCT. RANK	LAST 10 GAMES	STRENGTH OF SCHEDULE	OPP. STRENGTH OF SCHEDULE	TEAM RPI	ADJ RPI	CONF. RPI	ADJ CONF. RPI	
Average RPI Loss: 174											
DIV. I ONLY		14- 16	.46667 183	1- 9	250	276	219	.46197 220	24	24	
DIV. I NON-CONF.		10- 4	.71429 79	0- 0	254	300	150	.50784 150	24	24	
<hr/>											
TOTALS		RPI 1-25		RPI 26-50		W-L RECORDS		RPI 51-100		RPI 101-150	RPI 150+
14- 16		0- 0		0- 0		OVERALL		0- 4		0- 2 14- 10	
10- 4		0- 0		0- 0		HOME		0- 1		0- 1 10- 2	
1- 10		0- 0		0- 0		AWAY		0- 2		0- 1 1- 7	
3- 2		0- 0		0- 0		NEUTRAL		0- 1		0- 0 3- 1	
10- 4		0- 0		0- 0		NON-CONFERENCE		0- 2		0- 1 10- 1	
6- 0		0- 0		0- 0		HOME		0- 0		0- 0 6- 0	
1- 2		0- 0		0- 0		AWAY		0- 1		0- 1 1- 0	
3- 2		0- 0		0- 0		NEUTRAL		0- 1		0- 0 3- 1	
4- 12		0- 0		0- 0		CONFERENCE		0- 2		0- 1 4- 9	
4- 4		0- 0		0- 0		HOME		0- 1		0- 1 4- 2	
0- 8		0- 0		0- 0		AWAY		0- 1		0- 0 0- 7	
0- 0		0- 0		0- 0		NEUTRAL		0- 0		0- 0 0- 0	
RPI S	Opponent	Score	RPI S	Opponent	Score	RPI S	Opponent	Score	RPI S	Opponent	Score
						65 A	A&M-Corpus Christi	0 3	103 A	Texas St.	0 3
						65 H	A&M-Corpus Christi	1 3	135 H	Central Ark.	0 3
						74 A	Rice	1 3	171 A	Stephen F. Austin	1 3
						92 N	Indiana	1 3	171 H	Stephen F. Austin	1 3
									181 A	Houston Baptist	2 3
									181 H	Houston Baptist	3 1
									184 H	Marist	3 0
									191 H	McNeese St.	3 1
									197 A	Sam Houston St.	1 3
									197 H	Sam Houston St.	3 2
									227 A	Abilene Christian	1 3
									237 H	Tulane	3 1
									245 A	Louisiana Tech	3 2
									248 H	UTRGV	3 1
									249 N	La.-Monroe	2 3
									250 A	Southeastern La.	0 3
									251 A	New Orleans	0 3
									278 H	Northwestern St.	0 3
									281 A	Incarnate Word	1 3
									287 H	Nicholls St.	3 1
									291 H	UAB	3 0
									301 H	Texas Southern	3 1
									301 N	Texas Southern	3 0
									310 H	Jackson St.	3 0
									321 N	Prairie View	3 0
									325 N	Southern U.	3 0
<hr/>											
LAST 10 GAMES											
						65 H	A&M-Corpus Christi	1 3	181 A	Houston Baptist	2 3
						181 H	Houston Baptist	3 1	65 A	A&M-Corpus Christi	0 3
						250 A	Southeastern La.	0 3	171 H	Stephen F. Austin	1 3
						251 A	New Orleans	0 3	278 H	Northwestern St.	0 3
						171 A	Stephen F. Austin	1 3	135 H	Central Ark.	0 3

Non-Div. I Games:

Lamar

Average RPI Win:	280	WON-LOST RECORD	WINNING PCT. RANK	LAST 10 GAMES	STRENGTH OF SCHEDULE	OPP. STRENGTH OF SCHEDULE	TEAM RPI	ADJ RPI	CONF. RPI	ADJ CONF. RPI		
DIV. I ONLY		19- 14	.57576	124	6- 4	290	297	213	.46161	221	29	29
DIV. I NON-CONF.		9- 9	.5	162	0- 0	264	260	228	.45168	229	29	29
<hr/>												
TOTALS	RPI 1-25	RPI 26-50		W-L RECORDS		RPI 51-100		RPI 101-150		RPI 150+		
19- 14	0- 1	0- 0		OVERALL		0- 2		0- 2		19- 9		
14- 0	0- 0	0- 0		HOME		0- 0		0- 0		14- 0		
3- 9	0- 0	0- 0		AWAY		0- 1		0- 2		3- 6		
2- 5	0- 1	0- 0		NEUTRAL		0- 1		0- 0		2- 3		
<hr/>												
9- 9	0- 1	0- 0		NON-CONFERENCE		0- 2		0- 2		9- 4		
7- 0	0- 0	0- 0		HOME		0- 0		0- 0		7- 0		
0- 5	0- 0	0- 0		AWAY		0- 1		0- 2		0- 2		
2- 4	0- 1	0- 0		NEUTRAL		0- 1		0- 0		2- 2		
<hr/>												
10- 5	0- 0	0- 0		CONFERENCE		0- 0		0- 0		10- 5		
7- 0	0- 0	0- 0		HOME		0- 0		0- 0		7- 0		
3- 4	0- 0	0- 0		AWAY		0- 0		0- 0		3- 4		
0- 1	0- 0	0- 0		NEUTRAL		0- 0		0- 0		0- 1		
<hr/>												
RPI	S	Opponent	Score	RPI	S	Opponent	Score	RPI	S	Opponent	Score	
2	N	Minnesota	0 3					75	N	James Madison	0 3	
								86	A	Col. of Charleston	0 3	
								138	A	UConn	1 3	
								143	A	New Hampshire	1 3	
								160	H	Dartmouth	3 1	
								178	A	LIU Brooklyn	0 3	
								178	H	LIU Brooklyn	3 1	
								184	A	Marist	2 3	
								197	N	Sam Houston St.	1 3	
								203	A	Robert Morris	2 3	
								203	H	Robert Morris	3 1	
								203	N	Robert Morris	1 3	
								232	N	Bucknell	3 0	
								244	N	UMBC	1 3	
								253	A	Sacred Heart	2 3	
								253	H	Sacred Heart	3 2	
								257	H	Providence	3 0	
								296	H	Iona	3 1	
								299	N	La Salle	3 1	
								302	A	Central Conn. St.	3 1	
								302	H	Central Conn. St.	3 0	
								311	H	Holy Cross	3 1	
								311	H	Holy Cross	3 1	
								314	A	St. Francis Brooklyn	3 1	
								314	H	St. Francis Brooklyn	3 0	
								315	A	Fairleigh Dickinson	3 0	
								315	H	Fairleigh Dickinson	3 1	
								317	A	Saint Francis (PA)	0 3	
								317	H	Saint Francis (PA)	3 1	
								317	H	Saint Francis (PA)	3 1	
								317	H	Saint Francis (PA)	3 1	
								317	H	Saint Francis (PA)	3 1	
								317	H	Saint Francis (PA)	3 1	
								317	H	Saint Francis (PA)	3 1	
								317	H	Saint Francis (PA)	3 1	
								317	H	Saint Francis (PA)	3 1	
								317	H	Saint Francis (PA)	3 1	
								317	H	Saint Francis (PA)	3 1	
								317	H	Saint Francis (PA)	3 1	
								317	H	Saint Francis (PA)	3 1	
								317	H	Saint Francis (PA)	3 1	
								317	H	Saint Francis (PA)	3 1	
								317	H	Saint Francis (PA)	3 1	
								317	H	Saint Francis (PA)	3 1	
								317	H	Saint Francis (PA)	3 1	
								317	H	Saint Francis (PA)	3 1	
								317	H	Saint Francis (PA)	3 1	
								317	H	Saint Francis (PA)	3 1	
								317	H	Saint Francis (PA)	3 1	
								317	H	Saint Francis (PA)	3 1	
								317	H	Saint Francis (PA)	3 1	
								317	H	Saint Francis (PA)	3 1	
								317	H	Saint Francis (PA)	3 1	
								317	H	Saint Francis (PA)	3 1	
								317	H	Saint Francis (PA)	3 1	
								317	H	Saint Francis (PA)	3 1	
								317	H	Saint Francis (PA)	3 1	
								317	H	Saint Francis (PA)	3 1	
								317	H	Saint Francis (PA)	3 1	
								317	H	Saint Francis (PA)	3 1	
								317	H	Saint Francis (PA)	3 1	
								317	H	Saint Francis (PA)	3 1	
								317	H	Saint Francis (PA)	3 1	
								317	H	Saint Francis (PA)	3 1	
								317	H	Saint Francis (PA)	3 1	
								317	H	Saint Francis (PA)	3 1	
								317	H	Saint Francis (PA)	3 1	
								317	H	Saint Francis (PA)	3 1	
								317	H	Saint Francis (PA)	3 1	
								317	H	Saint Francis (PA)	3 1	
								317	H	Saint Francis (PA)	3 1	
								317	H	Saint Francis (PA)	3 1	
								317	H	Saint Francis (PA)	3 1	
								317	H	Saint Francis (PA)	3 1	
								317	H	Saint Francis (PA)	3 1	
								317	H	Saint Francis (PA)	3 1	
								317	H	Saint Francis (PA)	3 1	
								317	H	Saint Francis (PA)	3 1	
								317	H	Saint Francis (PA)	3 1	
								317	H	Saint Francis (PA)	3 1	
								317	H	Saint Francis (PA)	3 1	
								317	H	Saint Francis (PA)	3 1	
								317	H	Saint Francis (PA)	3 1	
								317	H	Saint Francis (PA)	3 1	
				</								

**Non-Div. I Games:**

Bryant

RPI	S	Opponent	Score	
318	H	Hartford	3	0
327	A	UMass Lowell	0	3
330	H	Quinnipiac	3	1

Bryant

B  
r  
y  
a  
n  
t

B  
r  
y  
a  
n  
t

Average RPI Win:	252	WON-LOST RECORD	WINNING PCT. RANK	LAST 10 GAMES	STRENGTH OF SCHEDULE	OPP. STRENGTH OF SCHEDULE	TEAM RPI	ADJ RPI	CONF. RPI	ADJ CONF. RPI			
DIV. I ONLY	10- 21	.32258	251	2- 8	148	149	224	.46045	222	8	8		
DIV. I NON-CONF.	6- 7	.46154	185	0- 0	214	277	216	.46219	214	7	7		
<hr/>													
TOTALS	RPI 1-25	RPI 26-50		W-L RECORDS	RPI 51-100		RPI 101-150		RPI 150+				
10- 21	0- 2	0- 4		OVERALL	0- 5		1- 6		9- 4				
2- 8	0- 1	0- 2		HOME	0- 1		0- 4		2- 0				
3- 9	0- 1	0- 2		AWAY	0- 2		1- 2		2- 2				
5- 4	0- 0	0- 0		NEUTRAL	0- 2		0- 0		5- 2				
<hr/>													
6- 7	0- 0	0- 0		NON-CONFERENCE	0- 3		0- 1		6- 3				
0- 1	0- 0	0- 0		HOME	0- 0		0- 1		0- 0				
1- 2	0- 0	0- 0		AWAY	0- 1		0- 0		1- 1				
5- 4	0- 0	0- 0		NEUTRAL	0- 2		0- 0		5- 2				
<hr/>													
4- 14	0- 2	0- 4		CONFERENCE	0- 2		1- 5		3- 1				
2- 7	0- 1	0- 2		HOME	0- 1		0- 3		2- 0				
2- 7	0- 1	0- 2		AWAY	0- 1		1- 2		1- 1				
0- 0	0- 0	0- 0		NEUTRAL	0- 0		0- 0		0- 0				
<hr/>													
RPI S	Opponent	Score	RPI S	Opponent	Score	RPI S	Opponent	Score	RPI S	Opponent	Score		
15 A	Creighton	0 <span>3</span>	36 A	Marquette	0 <span>3</span>	62 A	Xavier	1 <span>3</span>	104 H	George Washington	0 <span>3</span>		
15 H	Creighton	2 <span>3</span>	36 H	Marquette	0 <span>3</span>	62 H	Xavier	1 <span>3</span>	125 A	St. John's (NY)	1 <span>3</span>		
			41 A	Villanova	0 <span>3</span>	75 A	James Madison	1 <span>3</span>	125 H	St. John's (NY)	0 <span>3</span>		
			41 H	Villanova	0 <span>3</span>	77 N	American	1 <span>3</span>	137 A	Seton Hall	3 2		
						97 N	Kent St.	1 <span>3</span>	137 H	Seton Hall	2 <span>3</span>		
									148 A	Butler	1 <span>3</span>		
									148 H	Butler	0 <span>3</span>		
									203 N	Robert Morris	1 <span>3</span>		
									210 A	DePaul	0 <span>3</span>		
									210 H	DePaul	3 2		
									219 N	Georgia	3 1		
									225 N	George Mason	0 <span>3</span>		
									228 N	Howard	3 2		
									257 A	Providence	3 1		
									257 H	Providence	3 1		
									272 N	Niagara	3 0		
									282 A	Fordham	2 <span>3</span>		
									288 A	Morgan St.	3 0		
									319 N	Norfolk St.	3 0		
									328 N	N.C. Central	3 0		
<hr/>													
LAST 10 GAMES													
15 H Creighton						2 <span>3</span>	41 A Villanova						0 <span>3</span>
62 H Xavier						1 <span>3</span>	137 A Seton Hall						3 2
148 H Butler						0 <span>3</span>	257 H Providence						3 1
36 A Marquette						0 <span>3</span>	125 H St. John's (NY)						0 <span>3</span>
210 A DePaul						0 <span>3</span>	148 A Butler						1 <span>3</span>

Non-Div. I Games:

Georgetown

Average RPI Win:		228	WON-LOST RECORD		WINNING PCT. RANK		LAST 10 GAMES		STRENGTH OF SCHEDULE		OPP. STRENGTH OF SCHEDULE		TEAM RPI		ADJ RPI		CONF. RPI		ADJ CONF. RPI								
Average RPI Loss:		98																									
DIV. I ONLY			8- 20		.28571 275		4- 6		130		93		225		.46041 223		14		13								
DIV. I NON-CONF.			1- 11		.08333 311		0- 0		106		34		267		.42426 263		9		9								
TOTALS		RPI 1-25		RPI 26-50		W-L RECORDS		RPI 51-100		RPI 101-150		RPI 150+															
8- 20		0- 2		0- 4		OVERALL		0- 3		2- 7		6- 4															
5- 3		0- 0		0- 1		HOME		0- 1		2- 1		3- 0															
2- 11		0- 2		0- 2		AWAY		0- 1		0- 5		2- 1															
1- 6		0- 0		0- 1		NEUTRAL		0- 1		0- 1		1- 3															
1- 11		0- 2		0- 2		NON-CONFERENCE		0- 1		0- 3		1- 3															
0- 0		0- 0		0- 0		HOME		0- 0		0- 0		0- 0															
0- 5		0- 2		0- 1		AWAY		0- 0		0- 2		0- 0															
1- 6		0- 0		0- 1		NEUTRAL		0- 1		0- 1		1- 3															
7- 9		0- 0		0- 2		CONFERENCE		0- 2		2- 4		5- 1															
5- 3		0- 0		0- 1		HOME		0- 1		2- 1		3- 0															
2- 6		0- 0		0- 1		AWAY		0- 1		0- 3		2- 1															
0- 0		0- 0		0- 0		NEUTRAL		0- 0		0- 0		0- 0															
RPI	S	Opponent		Score		RPI	S	Opponent		Score		RPI	S	Opponent		Score											
9	A	Washington		0	3	26	A	Hawaii		0	3	53	A	Long Beach St.		0	3	105	A	Cal Poly	0	3					
9	A	Washington		0	3	26	H	Hawaii		0	3	53	H	Long Beach St.		0	3	105	H	Cal Poly	0	3					
						46	A	Arizona		0	3	56	N	Idaho St.		0	3	106	A	New Mexico	1	3					
						50	N	Lipscomb		2	3							126	A	UC Davis	2	3					
																		126	H	UC Davis	3	1					
																		129	A	Utah	0	3					
																		132	N	LSU	0	3					
																		141	A	UC Irvine	0	3					
																		141	H	UC Irvine	3	0					
																		178	N	LIU Brooklyn	1	3					
																		187	N	South Dakota	0	3					
																		190	N	St. Mary's (CA)	2	3					
																		216	A	UC Santa Barbara	3	1					
																		216	H	UC Santa Barbara	3	2					
																		235	A	UC Riverside	2	3					
																		235	H	UC Riverside	3	2					
																		284	N	Florida A&M	3	1					
																		303	A	Cal St. Fullerton	3	2					
																		303	H	Cal St. Fullerton	3	0					
						LAST 10 GAMES																					
						303 A Cal St. Fullerton						3	2	235 A UC Riverside						2	3						
						235 H UC Riverside						3	2	141 A UC Irvine						0	3						
						53 H Long Beach St.						0	3	126 A UC Davis						2	3						
						303 H Cal St. Fullerton						3	0	216 H UC Santa Barbara						3	2						
						26 H Hawaii						0	3	105 H Cal Poly						0	3						

Non-Div. I Games:

CSUN

Average RPI Win: 263		WON-LOST RECORD		WINNING PCT. RANK		LAST 10 GAMES		STRENGTH OF SCHEDULE		OPP. STRENGTH OF SCHEDULE		TEAM RPI		ADJ RPI		CONF. RPI		ADJ CONF. RPI	
DIV. I ONLY		10- 19		.34483 239		4- 6		166		175		226		.46029 224		15		15	
DIV. I NON-CONF.		5- 7		.41667 204		0- 0		288		207		264		.42569 262		14		14	
TOTALS		RPI 1-25		RPI 26-50		W-L RECORDS		RPI 51-100		RPI 101-150		RPI 150+							
10- 19		0- 3		0- 0		OVERALL		0- 4		0- 7		10- 5							
4- 10		0- 2		0- 0		HOME		0- 2		0- 2		4- 4							
4- 6		0- 1		0- 0		AWAY		0- 2		0- 3		4- 0							
2- 3		0- 0		0- 0		NEUTRAL		0- 0		0- 2		2- 1							
5- 7		0- 0		0- 0		NON-CONFERENCE		0- 2		0- 2		5- 3							
2- 3		0- 0		0- 0		HOME		0- 1		0- 0		2- 2							
1- 1		0- 0		0- 0		AWAY		0- 1		0- 0		1- 0							
2- 3		0- 0		0- 0		NEUTRAL		0- 0		0- 2		2- 1							
5- 12		0- 3		0- 0		CONFERENCE		0- 2		0- 5		5- 2							
2- 7		0- 2		0- 0		HOME		0- 1		0- 2		2- 2							
3- 5		0- 1		0- 0		AWAY		0- 1		0- 3		3- 0							
0- 0		0- 0		0- 0		NEUTRAL		0- 0		0- 0		0- 0							
RPI	S	Opponent		Score	RPI	S	Opponent		Score	RPI	S	Opponent		Score	RPI	S	Opponent		Score
16	A	Arkansas St.		0 3						79	A	Appalachian St.		0 3	101	N	Kennesaw St.		2 3
16	H	Arkansas St.		0 3						79	H	Appalachian St.		0 3	103	A	Texas St.		0 3
16	H	Arkansas St.		0 3						93	A	Fla. Atlantic		0 3	108	N	Georgia Tech		0 3
										96	H	FGCU		2 3	114	A	Little Rock		1 3
															114	H	Little Rock		0 3
															120	A	Texas-Arlington		1 3
															120	H	Texas-Arlington		0 3
															162	H	South Ala.		1 3
															174	H	Troy		3 1
															212	N	Stetson		2 3
															219	A	Georgia		3 1
															236	H	Winthrop		1 3
															240	H	Tennessee St.		1 3
															249	A	La.-Monroe		3 0
															249	H	La.-Monroe		2 3
															255	N	Bethune-Cookman		3 0
															267	N	Binghamton		3 0
															268	A	Georgia St.		3 2
															268	H	Georgia St.		3 0
															292	A	La.-Lafayette		3 1
															307	H	Chicago St.		3 1
															331	H	Savannah St.		3 0
LAST 10 GAMES					LAST 10 GAMES					LAST 10 GAMES					LAST 10 GAMES				

Non-Div. I Games:

Ga. Southern

Average RPI Win:		248	WON-LOST RECORD		WINNING PCT. RANK		LAST 10 GAMES		STRENGTH OF SCHEDULE		OPP. STRENGTH OF SCHEDULE		TEAM RPI		ADJ RPI		CONF. RPI		ADJ CONF. RPI		
DIV. I ONLY			10- 19		.34483 239		4- 6		153		205		222		.45976 225		17		17		
DIV. I NON-CONF.			6- 9		.4 216		1- 0		179		240		219		.45938 221		18		18		
TOTALS		RPI 1-25		RPI 26-50		W-L RECORDS		RPI 51-100		RPI 101-150		RPI 150+									
10- 19		0- 2		0- 0		OVERALL		0- 5		0- 5		10- 7									
3- 6		0- 1		0- 0		HOME		0- 2		0- 2		3- 1									
3- 9		0- 1		0- 0		AWAY		0- 3		0- 2		3- 3									
4- 4		0- 0		0- 0		NEUTRAL		0- 0		0- 1		4- 3									
6- 9		0- 0		0- 0		NON-CONFERENCE		0- 3		0- 2		6- 4									
1- 1		0- 0		0- 0		HOME		0- 1		0- 0		1- 0									
1- 4		0- 0		0- 0		AWAY		0- 2		0- 1		1- 1									
4- 4		0- 0		0- 0		NEUTRAL		0- 0		0- 1		4- 3									
4- 10		0- 2		0- 0		CONFERENCE		0- 2		0- 3		4- 3									
2- 5		0- 1		0- 0		HOME		0- 1		0- 2		2- 1									
2- 5		0- 1		0- 0		AWAY		0- 1		0- 1		2- 2									
0- 0		0- 0		0- 0		NEUTRAL		0- 0		0- 0		0- 0									
RPI	S	Opponent		Score		RPI	S	Opponent		Score		RPI	S	Opponent		Score					
22	A	Dayton		0 3				64 A Colorado		1 3		102	H	Rhode Island		1 3					
22	H	Dayton		0 3				71 A Saint Louis		1 3		104	A	George Washington		1 3					
								71 H Saint Louis		0 3		104	H	George Washington		0 3					
								77 H American		0 3		116	N	San Francisco		0 3					
								100 A Maryland		0 3		125	A	St. John's (NY)		0 3					
												177	A	Duquesne		2 3					
												177	H	Duquesne		2 3					
												185	A	VCU		3 1					
												194	N	Penn		3 2					
												205	A	Air Force		0 3					
												218	N	Western Caro.		1 3					
												222	N	Georgetown		3 0					
												228	H	Howard		3 1					
												228	N	Howard		3 1					
												242	A	UMES		3 1					
												243	A	Davidson		1 3					
												274	N	Weber St.		1 3					
												282	H	Fordham		3 0					
												285	N	Cornell		2 3					
												299	A	La Salle		3 1					
												299	H	La Salle		3 2					
												302	N	Central Conn. St.		3 1					
LAST 10 GAMES																					
177 H Duquesne						2 3		242 A UMES						3 1							
299 H La Salle						3 2		102 H Rhode Island						1 3							
22 A Dayton						0 3		282 H Fordham						3 0							
71 A Saint Louis						1 3		299 A La Salle						3 1							
104 H George Washington						0 3		177 A Duquesne						2 3							

**Non-Div. I Games:**

George Mason





Average RPI Win:		247	WON-LOST RECORD		WINNING PCT. RANK		LAST 10 GAMES		STRENGTH OF SCHEDULE		OPP. STRENGTH OF SCHEDULE		TEAM RPI	ADJ RPI		CONF. RPI	ADJ CONF. RPI
DIV. I ONLY			9- 20		.31034 264		5- 5		123		200		227	.45727 227		24	24
DIV. I NON-CONF.			0- 13		0 319		0- 0		37		77		248	.43516 247		24	24
TOTALS		RPI 1-25		RPI 26-50		W-L RECORDS		RPI 51-100		RPI 101-150		RPI 150+					
9- 20		0- 1		0- 4		OVERALL		0- 4		0- 3		9- 8					
6- 2		0- 0		0- 0		HOME		0- 0		0- 0		6- 2					
3- 10		0- 1		0- 1		AWAY		0- 3		0- 2		3- 3					
0- 8		0- 0		0- 3		NEUTRAL		0- 1		0- 1		0- 3					
0- 13		0- 1		0- 4		NON-CONFERENCE		0- 3		0- 2		0- 3					
0- 0		0- 0		0- 0		HOME		0- 0		0- 0		0- 0					
0- 5		0- 1		0- 1		AWAY		0- 2		0- 1		0- 0					
0- 8		0- 0		0- 3		NEUTRAL		0- 1		0- 1		0- 3					
9- 7		0- 0		0- 0		CONFERENCE		0- 1		0- 1		9- 5					
6- 2		0- 0		0- 0		HOME		0- 0		0- 0		6- 2					
3- 5		0- 0		0- 0		AWAY		0- 1		0- 1		3- 3					
0- 0		0- 0		0- 0		NEUTRAL		0- 0		0- 0		0- 0					
RPI	S	Opponent		Score		RPI	S	Opponent		Score		RPI	S	Opponent		Score	
6	A	Texas A&M		1	3	28	N	Wichita St.		0	3	61	N	New Mexico St.		0	3
						43	N	Boise St.		0	3	65	A	A&M-Corpus Christi		1	3
						46	N	Arizona		0	3	87	A	Denver		0	3
						49	A	TCU		0	3	88	A	North Texas		2	3
														Stephen F. Austin		1	3
														Stephen F. Austin		2	3
														Houston Baptist		2	3
														McNeese St.		3	1
														UTEP		1	3
														Sam Houston St.		3	2
														Lamar		3	1
														Ill.-Chicago		1	3
														Southeastern La.		3	0
														New Orleans		3	1
														Montana		1	3
														Northwestern St.		3	2
														Northwestern St.		3	0
														Incarnate Word		3	1
														Incarnate Word		3	1
														Nicholls St.		0	3
														Nicholls St.		1	3
LAST 10 GAMES																	
						278	A	Northwestern St.		3	2	287	H	Nicholls St.		1	3
						171	A	Stephen F. Austin		1	3	250	H	Southeastern La.		3	0
						287	A	Nicholls St.		0	3	251	H	New Orleans		3	1
						191	A	McNeese St.		3	1	65	A	A&M-Corpus Christi		1	3
						281	A	Incarnate Word		3	1	181	A	Houston Baptist		2	3

**Non-Div. I Games:**

Abilene Christian

# Howard

Howard

Howard

Average RPI Win:	234	WON-LOST	WINNING	LAST 10	STRENGTH OF	OPP. STRENGTH	TEAM	ADJ	CONF.	ADJ CONF.	
Average RPI Loss:	149	RECORD	PCT. RANK	GAMES	SCHEDULE	OF SCHEDULE	RPI	RPI	RPI	RPI	
DIV. I ONLY	12- 19	.3871	223	1- 9	221	204	233	.45671	229	16	16
DIV. I NON-CONF.	7- 8	.46667	180	0- 1	272	214	237	.44688	236	19	19
<hr/>											
TOTALS	RPI 1-25	RPI 26-50		W-L RECORDS	RPI 51-100		RPI 101-150		RPI 150+		
12- 19	0- 0	1- 0		OVERALL	0- 7		0- 3		11- 9		
6- 7	0- 0	0- 0		HOME	0- 3		0- 1		6- 3		
4- 8	0- 0	0- 0		AWAY	0- 3		0- 2		4- 3		
2- 4	0- 0	1- 0		NEUTRAL	0- 1		0- 0		1- 3		
<hr/>											
7- 8	0- 0	1- 0		NON-CONFERENCE	0- 3		0- 1		6- 4		
4- 1	0- 0	0- 0		HOME	0- 1		0- 0		4- 0		
1- 3	0- 0	0- 0		AWAY	0- 1		0- 1		1- 1		
2- 4	0- 0	1- 0		NEUTRAL	0- 1		0- 0		1- 3		
<hr/>											
5- 11	0- 0	0- 0		CONFERENCE	0- 4		0- 2		5- 5		
2- 6	0- 0	0- 0		HOME	0- 2		0- 1		2- 3		
3- 5	0- 0	0- 0		AWAY	0- 2		0- 1		3- 2		
0- 0	0- 0	0- 0		NEUTRAL	0- 0		0- 0		0- 0		
<hr/>											
RPI S	Opponent	Score	RPI S	Opponent	Score	RPI S	Opponent	Score	RPI S	Opponent	Score
			45 N	UNI	3 2	67 A	Cleveland St.	0 3	123 A	Valparaiso	1 3
						67 H	Cleveland St.	1 3	123 H	Valparaiso	0 3
						69 H	Illinois St.	1 3	148 A	Butler	0 3
						85 N	Cincinnati	1 3	170 A	Green Bay	0 3
						87 A	Denver	0 3	170 H	Green Bay	0 3
						98 A	Oakland	0 3	172 A	Milwaukee	2 3
						98 H	Oakland	0 3	172 H	Milwaukee	3 2
									188 A	Northern Ky.	3 1
									188 H	Northern Ky.	1 3
									202 N	Eastern Ill.	1 3
									210 A	DePaul	0 3
									226 A	Youngstown St.	3 1
									226 H	Youngstown St.	0 3
									227 N	Abilene Christian	3 1
									231 A	Wright St.	3 1
									231 H	Wright St.	3 2
									259 N	Central Mich.	2 3
									260 N	Montana	2 3
									280 A	IPFW	3 1
									288 H	Morgan St.	3 0
									302 H	Central Conn. St.	3 0
									307 H	Chicago St.	3 1
									313 H	Western Ill.	3 0
<hr/>											
			LAST 10 GAMES								
			226 H	Youngstown St.	0 3	98 A	Oakland	0 3	313 H	Western Ill.	3 0
			67 H	Cleveland St.	1 3	123 H	Valparaiso	0 3			
			170 A	Green Bay	0 3	231 H	Wright St.	3 2			
			172 A	Milwaukee	2 3	188 H	Northern Ky.	1 3			
			210 A	DePaul	0 3	67 A	Cleveland St.	0 3			

Non-Div. I Games:

Ill.-Chicago

Average RPI Win:	245	WON-LOST	WINNING	LAST 10	STRENGTH OF	OPP. STRENGTH	TEAM	ADJ	CONF.	ADJ CONF.	
Average RPI Loss:	134	RECORD	PCT. RANK	GAMES	SCHEDULE	OF SCHEDULE	RPI	RPI	RPI	RPI	
DIV. I ONLY	13- 18	.41935	213	2- 8	247	219	230	.45654	230	10	10
DIV. I NON-CONF.	8- 5	.61538	125	0- 0	315	311	238	.44386	239	10	10
<hr/>											
TOTALS	RPI 1-25	RPI 26-50		W-L RECORDS		RPI 51-100		RPI 101-150		RPI 150+	
13- 18	0- 2	1- 3		OVERALL		0- 1		0- 4		12- 8	
5- 8	0- 1	1- 1		HOME		0- 1		0- 3		4- 2	
2- 10	0- 1	0- 2		AWAY		0- 0		0- 1		2- 6	
6- 0	0- 0	0- 0		NEUTRAL		0- 0		0- 0		6- 0	
8- 5	0- 0	0- 0		NON-CONFERENCE		0- 1		0- 1		8- 3	
1- 3	0- 0	0- 0		HOME		0- 1		0- 1		1- 1	
1- 2	0- 0	0- 0		AWAY		0- 0		0- 0		1- 2	
6- 0	0- 0	0- 0		NEUTRAL		0- 0		0- 0		6- 0	
5- 13	0- 2	1- 3		CONFERENCE		0- 0		0- 3		4- 5	
4- 5	0- 1	1- 1		HOME		0- 0		0- 2		3- 1	
1- 8	0- 1	0- 2		AWAY		0- 0		0- 1		1- 4	
0- 0	0- 0	0- 0		NEUTRAL		0- 0		0- 0		0- 0	
RPI S	Opponent	Score	RPI S	Opponent	Score	RPI S	Opponent	Score	RPI S	Opponent	Score
20 A	Colorado St.	0 3	43 A	Boise St.	0 3	76 H	Sacramento St.	1 3	105 H	Cal Poly	1 3
20 H	Colorado St.	1 3	43 H	Boise St.	0 3				106 A	New Mexico	0 3
			44 A	Wyoming	2 3				106 H	New Mexico	0 3
			44 H	Wyoming	3 2				145 H	San Diego St.	0 3
									157 A	UNLV	1 3
									157 H	UNLV	1 3
									163 N	Omaha	3 1
									185 A	Nevada	0 3
									204 A	Fresno St.	3 2
									204 H	Fresno St.	3 1
									205 A	Air Force	1 3
									205 H	Air Force	3 0
									235 H	UC Riverside	2 3
									248 A	UTRGV	2 3
									259 A	Central Mich.	0 3
									261 A	Utah St.	0 3
									261 H	Utah St.	3 0
									262 N	Evansville	3 1
									274 H	Weber St.	3 0
									281 N	Incarnate Word	3 1
									311 N	Holy Cross	3 1
									325 N	Southern U.	3 0
									327 A	UMass Lowell	3 0
									330 N	Quinnipiac	3 1
<hr/>											
			LAST 10 GAMES								
			145 H	San Diego St.	0 3	261 H	Utah St.	3 0	327 A	UMass Lowell	3 0
			185 A	Nevada	0 3	205 A	Air Force	1 3	330 N	Quinnipiac	3 1
			44 A	Wyoming	2 3	106 A	New Mexico	0 3			
			20 A	Colorado St.	0 3	204 H	Fresno St.	3 1			
			43 H	Boise St.	0 3	157 H	UNLV	1 3			

Non-Div. I Games:

San Jose St.

[illegible]

**Non-Div. I Games:**

Wright St.

Average RPI Win: 277		WON-LOST RECORD	WINNING PCT. RANK		LAST 10 GAMES	STRENGTH OF SCHEDULE		OPP. STRENGTH OF SCHEDULE		TEAM RPI	ADJ RPI		CONF. RPI	ADJ CONF. RPI
Average RPI Loss: 184														
DIV. I ONLY		14- 12	.53846	143	5- 5	294		282		229	.45452	232	25	25
DIV. I NON-CONF.		6- 4	.6	131	0- 0	320		304		243	.43772	244	25	26
TOTALS		RPI 1-25		RPI 26-50		W-L RECORDS		RPI 51-100		RPI 101-150		RPI 150+		
14- 12	0- 0			0- 0		OVERALL		0- 2		1- 1		13- 9		
6- 4	0- 0			0- 0		HOME		0- 1		1- 0		5- 3		
3- 7	0- 0			0- 0		AWAY		0- 1		0- 1		3- 5		
5- 1	0- 0			0- 0		NEUTRAL		0- 0		0- 0		5- 1		
6- 4	0- 0			0- 0		NON-CONFERENCE		0- 0		0- 0		6- 4		
1- 1	0- 0			0- 0		HOME		0- 0		0- 0		1- 1		
0- 2	0- 0			0- 0		AWAY		0- 0		0- 0		0- 2		
5- 1	0- 0			0- 0		NEUTRAL		0- 0		0- 0		5- 1		
8- 8	0- 0			0- 0		CONFERENCE		0- 2		1- 1		7- 5		
5- 3	0- 0			0- 0		HOME		0- 1		1- 0		4- 2		
3- 5	0- 0			0- 0		AWAY		0- 1		0- 1		3- 3		
0- 0	0- 0			0- 0		NEUTRAL		0- 0		0- 0		0- 0		
RPI S	Opponent	Score	RPI S	Opponent	Score	RPI S	Opponent	Score	RPI S	Opponent	Score			
						77 A	American	0 3	121 A	Army West Point	0 3			
						77 H	American	0 3	121 H	Army West Point	3 1			
									156 A	Lehigh	0 3			
									156 H	Lehigh	2 3			
									164 N	Fairfield	3 0			
									184 A	Marist	1 3			
									199 A	Colgate	0 3			
									199 H	Colgate	0 3			
									221 N	Bryant	0 3			
									252 N	Brown	3 2			
									257 H	Providence	1 3			
									264 A	Navy	2 3			
									264 H	Navy	3 2			
									297 N	NJIT	3 0			
									299 N	La Salle	3 0			
									300 A	Lafayette	3 2			
									300 H	Lafayette	3 0			
									302 A	Central Conn. St.	1 3			
									308 A	Loyola Maryland	3 0			
									308 H	Loyola Maryland	3 0			
									311 A	Holy Cross	3 1			
									311 H	Holy Cross	3 0			
									318 N	Hartford	3 1			
									322 H	Delaware St.	3 0			
			LAST 10 GAMES											
			311 H	Holy Cross	3 0	264 A	Navy	2 3	318 N	Hartford	3 1			
			121 H	Army West Point	3 1	77 A	American	0 3	322 H	Delaware St.	3 0			
			308 A	Loyola Maryland	3 0	121 A	Army West Point	0 3						
			156 A	Lehigh	0 3	311 A	Holy Cross	3 1						
			300 H	Lafayette	3 0	199 A	Colgate	0 3						

Non-Div. I Games:

Bucknell

Average RPI Win: 260		WON-LOST RECORD		WINNING PCT. RANK		LAST 10 GAMES		STRENGTH OF SCHEDULE		OPP. STRENGTH OF SCHEDULE		TEAM RPI		ADJ RPI		CONF. RPI		ADJ CONF. RPI	
Average RPI Loss: 124																			
DIV. I ONLY		7- 22		.24138 289		4- 6		83		212		232		.45433 233		20		20	
DIV. I NON-CONF.		1- 11		.08333 311		0- 0		17		196		208		.46489 209		15		16	
TOTALS		RPI 1-25		RPI 26-50		W-L RECORDS		RPI 51-100		RPI 101-150		RPI 150+							
7- 22		0- 2		0- 1		OVERALL		0- 8		0- 4		7- 7							
2- 6		0- 0		0- 0		HOME		0- 3		0- 1		2- 2							
4- 9		0- 2		0- 0		AWAY		0- 4		0- 1		4- 2							
1- 7		0- 0		0- 1		NEUTRAL		0- 1		0- 2		1- 3							
1- 11		0- 2		0- 1		NON-CONFERENCE		0- 3		0- 2		1- 3							
0- 0		0- 0		0- 0		HOME		0- 0		0- 0		0- 0							
0- 5		0- 2		0- 0		AWAY		0- 2		0- 0		0- 1							
1- 6		0- 0		0- 1		NEUTRAL		0- 1		0- 2		1- 2							
6- 11		0- 0		0- 0		CONFERENCE		0- 5		0- 2		6- 4							
2- 6		0- 0		0- 0		HOME		0- 3		0- 1		2- 2							
4- 4		0- 0		0- 0		AWAY		0- 2		0- 1		4- 1							
0- 1		0- 0		0- 0		NEUTRAL		0- 0		0- 0		0- 1							
RPI S	Opponent	Score		RPI S	Opponent	Score		RPI S	Opponent	Score		RPI S	Opponent	Score					
9 A	Washington	0	3	41 N	Villanova	0	3	52 A	Ohio	0	3	111 N	Southern Miss.	2	3				
10 A	Penn St.	0	3					52 H	Ohio	0	3	117 A	Miami (OH)	0	3				
								57 A	Syracuse	0	3	117 H	Miami (OH)	0	3				
								94 H	Northern Ill.	2	3	143 N	New Hampshire	0	3				
								95 A	Ole Miss	2	3	161 H	Western Mich.	1	3				
								97 A	Kent St.	0	3	169 N	Belmont	0	3				
								97 H	Kent St.	1	3	192 A	Ball St.	0	3				
								99 N	Murray St.	0	3	192 N	Ball St.	1	3				
												195 A	Eastern Mich.	3	2				
												238 N	Stony Brook	1	3				
												258 A	Bowling Green	3	1				
												258 H	Bowling Green	3	1				
												259 A	Central Mich.	3	2				
												264 N	Navy	3	0				
												290 H	Toledo	3	1				
												294 A	Canisius	1	3				
												298 A	Akron	3	1				
												298 H	Akron	1	3				
				LAST 10 GAMES															
				192 N	Ball St.	1	3	192 A	Ball St.	0	3								
				97 A	Kent St.	0	3	298 A	Akron	3	1								
				52 A	Ohio	0	3	259 A	Central Mich.	3	2								
				117 H	Miami (OH)	0	3	195 A	Eastern Mich.	3	2								
				258 H	Bowling Green	3	1	94 H	Northern Ill.	2	3								

Non-Div. I Games:

Buffalo

Average RPI Win: 216		WON-LOST RECORD		WINNING PCT. RANK		LAST 10 GAMES		STRENGTH OF SCHEDULE		OPP. STRENGTH OF SCHEDULE		TEAM RPI		ADJ RPI		CONF. RPI		ADJ CONF. RPI			
DIV. I ONLY		8- 22		.26667 283		4- 6		132		114		236		.45305 234		11		11			
DIV. I NON-CONF.		2- 12		.14286 305		0- 0		133		97		271		.42155 268		12		12			
TOTALS		RPI 1-25		RPI 26-50		W-L RECORDS		RPI 51-100		RPI 101-150		RPI 150+									
8- 22		0- 1		0- 1		OVERALL		1- 9		0- 3		7- 8									
4- 12		0- 1		0- 1		HOME		0- 5		0- 1		4- 4									
3- 7		0- 0		0- 0		AWAY		1- 3		0- 1		2- 3									
1- 3		0- 0		0- 0		NEUTRAL		0- 1		0- 1		1- 1									
2- 12		0- 0		0- 1		NON-CONFERENCE		0- 5		0- 2		2- 4									
1- 7		0- 0		0- 1		HOME		0- 3		0- 1		1- 2									
0- 2		0- 0		0- 0		AWAY		0- 1		0- 0		0- 1									
1- 3		0- 0		0- 0		NEUTRAL		0- 1		0- 1		1- 1									
6- 10		0- 1		0- 0		CONFERENCE		1- 4		0- 1		5- 4									
3- 5		0- 1		0- 0		HOME		0- 2		0- 0		3- 2									
3- 5		0- 0		0- 0		AWAY		1- 2		0- 1		2- 2									
0- 0		0- 0		0- 0		NEUTRAL		0- 0		0- 0		0- 0									
RPI	S	Opponent		Score		RPI	S	Opponent		Score		RPI	S	Opponent		Score					
13	H	Western Ky.		1	3	34	H	Missouri St.		0	3	51	H	Kansas St.		0	3				
												63	A	UTSA		0	3				
												67	H	Cleveland St.		0	3				
												74	A	Rice		3	2				
												74	H	Rice		0	3				
												78	N	Chattanooga		1	3				
												81	A	Virginia Tech		0	3				
												88	A	North Texas		1	3				
												92	H	Indiana		2	3				
												93	H	Fla. Atlantic		0	3				
														111 A Southern Miss.		0	3				
														116 N San Francisco		0	3				
														150 H Seattle		1	3				
														155 H FIU		3	2				
														158 A Marshall		1	3				
														158 H Marshall		2	3				
														166 N Liberty		3	0				
														183 N Southern Utah		0	3				
														185 H VCU		0	3				
														196 A UTEP		1	3				
														208 H Charlotte		2	3				
														211 H Notre Dame		1	3				
														245 A Louisiana Tech		3	0				
														245 H Louisiana Tech		3	1				
														258 H Bowling Green		3	0				
														261 A Utah St.		1	3				
														291 A UAB		3	0				
														291 H UAB		3	0				
LAST 10 GAMES																					
158 H Marshall						2	3	155 H FIU						3	2						
88 A North Texas						1	3	74 H Rice						0	3						
208 H Charlotte						2	3	158 A Marshall						1	3						
291 A UAB						3	0	93 H Fla. Atlantic						0	3						
245 A Louisiana Tech						3	0	74 A Rice						3	2						

Non-Div. I Games:

Middle Tenn.



Average RPI Win:		249	WON-LOST	WINNING	LAST 10	STRENGTH OF		OPP. STRENGTH	TEAM	ADJ	CONF.	ADJ CONF.
Average RPI Loss:		111	RECORD	PCT. RANK	GAMES	SCHEDULE		OF SCHEDULE	RPI	RPI	RPI	RPI
DIV. I ONLY			10- 19	.34483	239	4- 6		214	131	237	.45281	235
DIV. I NON-CONF.			5- 8	.38462	227	0- 0		201	151	224	.45808	224
TOTALS			RPI 1-25	RPI 26-50		W-L RECORDS		RPI 51-100		RPI 101-150		RPI 150+
10- 19	0- 0			0- 5	OVERALL			0- 3		1- 6		9- 5
4- 4	0- 0			0- 1	HOME			0- 1		1- 2		3- 0
3- 10	0- 0			0- 2	AWAY			0- 1		0- 4		3- 3
3- 5	0- 0			0- 2	NEUTRAL			0- 1		0- 0		3- 2
5- 8	0- 0			0- 3	NON-CONFERENCE			0- 1		0- 1		5- 3
0- 0	0- 0			0- 0	HOME			0- 0		0- 0		0- 0
2- 3	0- 0			0- 1	AWAY			0- 0		0- 1		2- 1
3- 5	0- 0			0- 2	NEUTRAL			0- 1		0- 0		3- 2
5- 11	0- 0			0- 2	CONFERENCE			0- 2		1- 5		4- 2
4- 4	0- 0			0- 1	HOME			0- 1		1- 2		3- 0
1- 7	0- 0			0- 1	AWAY			0- 1		0- 3		1- 2
0- 0	0- 0			0- 0	NEUTRAL			0- 0		0- 0		0- 0
RPI S	Opponent	Score	RPI S	Opponent	Score	RPI S	Opponent	Score	RPI S	Opponent	Score	
			26 A	Hawaii	1 3	53 A	Long Beach St.	0 3	105 A	Cal Poly	0 3	
			26 H	Hawaii	0 3	53 H	Long Beach St.	0 3	105 H	Cal Poly	0 3	
			33 N	Northern Ariz.	1 3	76 N	Sacramento St.	1 3	118 A	Portland	0 3	
			37 A	Santa Clara	0 3				126 A	UC Davis	1 3	
			43 N	Boise St.	1 3				126 H	UC Davis	3 2	
									141 A	UC Irvine	0 3	
									141 H	UC Irvine	0 3	
									185 N	Nevada	2 3	
									200 N	Rutgers	0 3	
									204 A	Fresno St.	0 3	
									216 A	UC Santa Barbara	1 3	
									216 H	UC Santa Barbara	3 0	
									223 A	CSUN	2 3	
									223 H	CSUN	3 2	
									230 A	San Jose St.	3 2	
									259 N	Central Mich.	3 0	
									274 N	Weber St.	3 1	
									276 A	Grand Canyon	3 1	
									276 N	Grand Canyon	3 0	
									303 A	Cal St. Fullerton	3 0	
									303 H	Cal St. Fullerton	3 2	
			LAST 10 GAMES									
			53 H	Long Beach St.	0 3	223 H	CSUN	3 2				
			223 A	CSUN	2 3	26 A	Hawaii	1 3				
			216 H	UC Santa Barbara	3 0	141 H	UC Irvine	0 3				
			105 H	Cal Poly	0 3	126 H	UC Davis	3 2				
			303 A	Cal St. Fullerton	3 0	105 A	Cal Poly	0 3				

Non-Div. I Games:

UC Riverside



Average RPI Win:	229	WON-LOST	WINNING		LAST 10		STRENGTH OF		OPP. STRENGTH		TEAM	ADJ		CONF.	ADJ CONF.		
Average RPI Loss:	131	RECORD	PCT. RANK		GAMES		SCHEDULE		OF SCHEDULE		RPI	RPI		RPI	RPI		
DIV. I ONLY		10- 22	.3125	261	3- 7		161		177		235	.45177		237	9	9	
DIV. I NON-CONF.		6- 6	.5	162	0- 0		265		279		231	.45051		232	11	11	
TOTALS		RPI 1-25		RPI 26-50		W-L RECORDS		RPI 51-100		RPI 101-150		RPI 150+					
10- 22		0- 0		0- 3		OVERALL		1- 4		1- 9		8- 6					
7- 8		0- 0		0- 2		HOME		1- 1		1- 4		5- 1					
0- 12		0- 0		0- 1		AWAY		0- 2		0- 5		0- 4					
3- 2		0- 0		0- 0		NEUTRAL		0- 1		0- 0		3- 1					
6- 6		0- 0		0- 1		NON-CONFERENCE		0- 1		0- 0		6- 4					
3- 2		0- 0		0- 1		HOME		0- 0		0- 0		3- 1					
0- 2		0- 0		0- 0		AWAY		0- 0		0- 0		0- 2					
3- 2		0- 0		0- 0		NEUTRAL		0- 1		0- 0		3- 1					
4- 16		0- 0		0- 2		CONFERENCE		1- 3		1- 9		2- 2					
4- 6		0- 0		0- 1		HOME		1- 1		1- 4		2- 0					
0- 10		0- 0		0- 1		AWAY		0- 2		0- 5		0- 2					
0- 0		0- 0		0- 0		NEUTRAL		0- 0		0- 0		0- 0					
RPI	S	Opponent	Score		RPI	S	Opponent	Score		RPI	S	Opponent	Score				
			32	A	SMU	0	3	63	N	UTSA	0	3	110	A	Tulsa	2	3
			32	H	SMU	0	3	72	A	Temple	1	3	110	H	Tulsa	3	2
			49	H	TCU	0	3	72	H	Temple	3	1	122	A	UCF	2	3
								85	A	Cincinnati	0	3	122	H	UCF	0	3
								85	H	Cincinnati	0	3	127	A	Memphis	0	3
													127	H	Memphis	2	3
													138	A	UConn	0	3
													138	H	UConn	2	3
													147	A	Houston	1	3
													147	H	Houston	2	3
													152	A	South Fla.	2	3
													152	H	South Fla.	3	2
													154	H	North Carolina St.	1	3
													197	A	Sam Houston St.	0	3
													220	A	Lamar	1	3
													248	N	UTRGV	3	1
													251	H	New Orleans	3	1
													254	A	East Carolina	2	3
													254	H	East Carolina	3	2
													281	H	Incarnate Word	3	1
													287	H	Nicholls St.	3	0
													304	N	Montana St.	1	3
													310	N	Jackson St.	3	0
													321	N	Prairie View	3	0
				LAST 10 GAMES													
			85	A	Cincinnati	0	3	32	A	SMU	0	3					
			127	A	Memphis	0	3	138	H	UConn	2	3					
			254	H	East Carolina	3	2	72	H	Temple	3	1					
			147	A	Houston	1	3	122	H	UCF	0	3					
			110	A	Tulsa	2	3	152	H	South Fla.	3	2					

**Non-Div. I Games:**

Tulane

Average RPI Win:		289	WON-LOST RECORD		WINNING PCT. RANK		LAST 10 GAMES		STRENGTH OF SCHEDULE		OPP. STRENGTH OF SCHEDULE		TEAM RPI		ADJ RPI		CONF. RPI		ADJ CONF. RPI				
DIV. I ONLY			12- 19		.3871 223		4- 6		232		253		240		.44986 238		28		28				
DIV. I NON-CONF.			6- 12		.33333 249		2- 0		120		173		206		.46811 206		28		28				
TOTALS		RPI 1-25		RPI 26-50		W-L RECORDS		RPI 51-100		RPI 101-150		RPI 150+											
12- 19		0- 1		0- 2		OVERALL		0- 2		0- 9		12- 5											
7- 5		0- 0		0- 0		HOME		0- 0		0- 5		7- 0											
3- 8		0- 1		0- 1		AWAY		0- 1		0- 2		3- 3											
2- 6		0- 0		0- 1		NEUTRAL		0- 1		0- 2		2- 2											
6- 12		0- 1		0- 2		NON-CONFERENCE		0- 2		0- 4		6- 3											
3- 3		0- 0		0- 0		HOME		0- 0		0- 3		3- 0											
1- 4		0- 1		0- 1		AWAY		0- 1		0- 0		1- 1											
2- 5		0- 0		0- 1		NEUTRAL		0- 1		0- 1		2- 2											
6- 7		0- 0		0- 0		CONFERENCE		0- 0		0- 5		6- 2											
4- 2		0- 0		0- 0		HOME		0- 0		0- 2		4- 0											
2- 4		0- 0		0- 0		AWAY		0- 0		0- 2		2- 2											
0- 1		0- 0		0- 0		NEUTRAL		0- 0		0- 1		0- 0											
RPI	S	Opponent		Score		RPI	S	Opponent		Score		RPI	S	Opponent		Score							
10	A	Penn St.		0 3		27	A	Loyola Marymount		0 3		53	A	Long Beach St.		0 3							
						41	N	Villanova		1 3		98	N	Oakland		2 3							
														102 H Rhode Island		1 3							
														107 H Hofstra		0 3							
														121 H Army West Point		1 3							
														134 A Albany (NY)		2 3							
														134 H Albany (NY)		2 3							
														134 N Albany (NY)		0 3							
														135 N Central Ark.		1 3							
														143 A New Hampshire		0 3							
														143 H New Hampshire		1 3							
														158 N Marshall		2 3							
														168 N Boston College		0 3							
														233 N Buffalo		3 1							
														244 A UMBC		1 3							
														244 H UMBC		3 0							
														253 H Sacred Heart		3 0							
														256 A Manhattan		1 3							
														266 H Columbia		3 1							
														267 A Binghamton		2 3							
														267 H Binghamton		3 0							
														282 A Fordham		3 0							
														311 N Holy Cross		3 1							
														318 A Hartford		3 0							
														318 H Hartford		3 1							
														322 H Delaware St.		3 0							
														327 A UMass Lowell		3 0							
														327 H UMass Lowell		3 0							
LAST 10 GAMES																							
134 N Albany (NY)						0 3		327 H UMass Lowell						3 0		318 H Hartford						3 1	
318 H Hartford						3 1		244 A UMBC						1 3		322 H Delaware St.						3 0	
143 H New Hampshire						1 3		322 H Delaware St.						3 0		327 A UMass Lowell						3 0	
267 A Binghamton						2 3		253 H Sacred Heart						3 0		327 H UMass Lowell						3 0	
134 A Albany (NY)						2 3		143 A New Hampshire						0 3									

**Non-Div. I Games:**

## Stony Brook

[illegible]

**Non-Div. I Games:**

Eastern Ky.

Average RPI Win:	264	WON-LOST RECORD	WINNING PCT. RANK	LAST 10 GAMES	STRENGTH OF SCHEDULE	OPP. STRENGTH OF SCHEDULE	TEAM RPI	ADJ RPI	CONF. RPI	ADJ CONF. RPI					
DIV. I ONLY		16- 14	.53333	147	6- 4	302	285	238	.44845	240	27	27			
DIV. I NON-CONF.		5- 7	.41667	204	0- 0	303	305	285	.40711	284	26	25			
<hr/>															
TOTALS	RPI 1-25	RPI 26-50		W-L RECORDS		RPI 51-100		RPI 101-150		RPI 150+					
16- 14	0- 0	0- 0		OVERALL		0- 3		0- 2		16- 9					
7- 3	0- 0	0- 0		HOME		0- 0		0- 1		7- 2					
6- 8	0- 0	0- 0		AWAY		0- 3		0- 1		6- 4					
3- 3	0- 0	0- 0		NEUTRAL		0- 0		0- 0		3- 3					
<hr/>															
5- 7	0- 0	0- 0		NON-CONFERENCE		0- 1		0- 2		5- 4					
1- 1	0- 0	0- 0		HOME		0- 0		0- 1		1- 0					
2- 3	0- 0	0- 0		AWAY		0- 1		0- 1		2- 1					
2- 3	0- 0	0- 0		NEUTRAL		0- 0		0- 0		2- 3					
<hr/>															
11- 7	0- 0	0- 0		CONFERENCE		0- 2		0- 0		11- 5					
6- 2	0- 0	0- 0		HOME		0- 0		0- 0		6- 2					
4- 5	0- 0	0- 0		AWAY		0- 2		0- 0		4- 3					
1- 0	0- 0	0- 0		NEUTRAL		0- 0		0- 0		1- 0					
<hr/>															
RPI	S	Opponent	Score	RPI	S	Opponent	Score	RPI	S	Opponent	Score				
				95 A Ole Miss				1	3	128 A ETSU	0	3			
				99 A Murray St.				0	3	136 H Samford	2	3			
				99 A Murray St.				0	3	169 A Belmont	3	2			
										169 H Belmont	3	0			
										182 N Oral Roberts	0	3			
										202 A Eastern Ill.	3	1			
										224 A Ga. Southern	3	1			
										236 N Winthrop	0	3			
										239 A Eastern Ky.	2	3			
										239 H Eastern Ky.	1	3			
										239 N Eastern Ky.	3	2			
										251 A New Orleans	1	3			
										265 H Southeast Mo. St.	2	3			
										269 H UT Martin	3	2			
										271 A Tennessee Tech	3	2			
										271 H Tennessee Tech	3	1			
										273 A Austin Peay	3	2			
										278 N Northwestern St.	1	3			
										279 A Morehead St.	2	3			
										279 H Morehead St.	3	1			
						289 H SIUE	3	0							
						295 A Jacksonville St.	2	3							
						295 H Jacksonville St.	3	0							
						307 N Chicago St.	3	0							
						316 H Alabama A&M	3	0							
						325 A Southern U.	3	0							
						332 N Grambling	3	0							
<hr/>															
				LAST 10 GAMES											
				99 A Murray St.				0	3	271 A Tennessee Tech				3	2
				239 N Eastern Ky.				3	2	279 H Morehead St.				3	1
				202 A Eastern Ill.				3	1	239 H Eastern Ky.				1	3
				169 H Belmont				3	0	269 H UT Martin				3	2
				295 A Jacksonville St.				2	3	265 H Southeast Mo. St.				2	3

Non-Div. I Games:

Tennessee St.

Average RPI Win: 270		WON-LOST RECORD		WINNING PCT. RANK		LAST 10 GAMES		STRENGTH OF SCHEDULE		OPP. STRENGTH OF SCHEDULE		TEAM RPI		ADJ RPI		CONF. RPI		ADJ CONF. RPI	
DIV. I ONLY		14- 12		.53846 143		5- 5		307		291		242		.44712 241		26		26	
DIV. I NON-CONF.		6- 5		.54545 146		0- 0		309		314		249		.43469 248		27		27	
TOTALS		RPI 1-25		RPI 26-50		W-L RECORDS		RPI 51-100		RPI 101-150		RPI 150+							
14- 12		0- 0		0- 0		OVERALL		0- 1		0- 1		14- 10							
9- 2		0- 0		0- 0		HOME		0- 0		0- 0		9- 2							
4- 6		0- 0		0- 0		AWAY		0- 1		0- 0		4- 5							
1- 4		0- 0		0- 0		NEUTRAL		0- 0		0- 1		1- 3							
6- 5		0- 0		0- 0		NON-CONFERENCE		0- 0		0- 1		6- 4							
4- 0		0- 0		0- 0		HOME		0- 0		0- 0		4- 0							
1- 2		0- 0		0- 0		AWAY		0- 0		0- 0		1- 2							
1- 3		0- 0		0- 0		NEUTRAL		0- 0		0- 1		1- 2							
8- 7		0- 0		0- 0		CONFERENCE		0- 1		0- 0		8- 6							
5- 2		0- 0		0- 0		HOME		0- 0		0- 0		5- 2							
3- 4		0- 0		0- 0		AWAY		0- 1		0- 0		3- 3							
0- 1		0- 0		0- 0		NEUTRAL		0- 0		0- 0		0- 1							
RPI S	Opponent	Score		RPI S	Opponent	Score		RPI S	Opponent	Score		RPI S	Opponent	Score					
								83 A	Coastal Caro.	0	3	140 N	North Florida	0	3				
												166 A	Liberty	2	3				
												166 H	Liberty	3	1				
												180 H	High Point	2	3				
												193 H	Campbell	3	1				
												208 A	Charlotte	0	3				
												214 N	USC Upstate	1	3				
												217 A	Radford	3	0				
												217 H	Radford	3	0				
												218 A	Western Caro.	0	3				
												231 N	Wright St.	0	3				
												236 A	Winthrop	0	3				
												236 H	Winthrop	1	3				
												236 N	Winthrop	1	3				
												243 N	Davidson	3	1				
												251 H	New Orleans	3	1				
												305 A	Charleston So.	3	2				
												306 A	Citadel	3	2				
												306 H	Citadel	3	1				
												309 A	Presbyterian	3	0				
												309 H	Presbyterian	3	0				
												312 A	Gardner-Webb	1	3				
												312 H	Gardner-Webb	3	1				
												316 H	Alabama A&M	3	0				
												329 H	South Carolina St.	3	1				
LAST 10 GAMES																			
			236 N	Winthrop	1	3		193 H	Campbell	3	1								
			217 H	Radford	3	0		180 H	High Point	2	3								
			166 H	Liberty	3	1		83 A	Coastal Caro.	0	3								
			236 A	Winthrop	0	3		305 A	Charleston So.	3	2								
			309 A	Presbyterian	3	0		312 A	Gardner-Webb	1	3								

Non-Div. I Games: Montreat 3 0

UNC Asheville

U  
M  
E  
S

UMES					Through Games Of Through Nov. 28, 2015							
Average RPI Win:	303	WON-LOST RECORD	WINNING PCT. RANK	LAST 10 GAMES	STRENGTH OF SCHEDULE	OPP. STRENGTH OF SCHEDULE	TEAM RPI	ADJ RPI	CONF. RPI	ADJ CONF. RPI		
Average RPI Loss:	218											
DIV. I ONLY	22- 7	.75862	41	6- 4	332	319	239	.44667	242	31	31	
DIV. I NON-CONF.	10- 3	.76923	48	2- 1	323	308	198	.47178	200	31	31	
-----												
TOTALS	RPI 1-25	RPI 26-50		W-L RECORDS		RPI 51-100		RPI 101-150		RPI 150+		
22- 7	0- 0	0- 0		OVERALL		0- 1		0- 0		22- 6		
15- 4	0- 0	0- 0		HOME		0- 0		0- 0		15- 4		
6- 2	0- 0	0- 0		AWAY		0- 1		0- 0		6- 1		
1- 1	0- 0	0- 0		NEUTRAL		0- 0		0- 0		1- 1		
10- 3	0- 0	0- 0		NON-CONFERENCE		0- 1		0- 0		10- 2		
8- 1	0- 0	0- 0		HOME		0- 0		0- 0		8- 1		
1- 1	0- 0	0- 0		AWAY		0- 1		0- 0		1- 0		
1- 1	0- 0	0- 0		NEUTRAL		0- 0		0- 0		1- 1		
12- 4	0- 0	0- 0		CONFERENCE		0- 0		0- 0		12- 4		
7- 3	0- 0	0- 0		HOME		0- 0		0- 0		7- 3		
5- 1	0- 0	0- 0		AWAY		0- 0		0- 0		5- 1		
0- 0	0- 0	0- 0		NEUTRAL		0- 0		0- 0		0- 0		
RPI S	Opponent	Score	RPI S	Opponent	Score	RPI S	Opponent	Score	RPI S	Opponent	Score	
						58 A	UNCW	0 3	185 A	VCU	3 1	
						212 N	Stetson	0 3				
						225 H	George Mason	1 3				
						228 A	Howard	1 3				
						228 H	Howard	0 3				
						256 H	Manhattan	3 1				
						283 H	Rider	3 2				
						283 H	Rider	3 1				
						284 H	Florida A&M	2 3				
						286 A	Coppin St.	3 0				
						286 H	Coppin St.	3 1				
						288 A	Morgan St.	3 0				
						288 H	Morgan St.	1 3				
						299 H	La Salle	3 0				
						308 H	Loyola Maryland	3 2				
						309 N	Presbyterian	3 1				
						319 A	Norfolk St.	3 0				
						319 H	Norfolk St.	3 1				
						320 H	N.C. A&T	3 0				
						322 A	Delaware St.	3 0				
						322 H	Delaware St.	3 0				
						322 H	Delaware St.	3 0				
						323 A	Hampton	3 0				
						323 H	Hampton	3 0				
						327 H	UMass Lowell	3 1				
						327 H	UMass Lowell	3 0				
						328 H	N.C. Central	3 0				
			LAST 10 GAMES									
			284 H	Florida A&M	2 3	286 H	Coppin St.	3 1				
			319 H	Norfolk St.	3 1	288 H	Morgan St.	1 3				
			185 A	VCU	3 1	225 H	George Mason	1 3				
			322 A	Delaware St.	3 0	228 A	Howard	1 3				
			319 A	Norfolk St.	3 0	299 H	La Salle	3 0				

U  
M  
E  
S

Non-Div. I Games:

UMES



RPI	S	Opponent	Score	
330	H	Quinnipiac	3	0

U  
M  
E  
S

U  
M  
E  
S

UMES

[illegible]

**Non-Div. I Games:**

Davidson

U  
M  
B  
C

UMBC					Through Games Of Through Nov. 28, 2015							
Average RPI Win: 282 Average RPI Loss: 170		WON-LOST RECORD	WINNING PCT. RANK	LAST 10 GAMES	STRENGTH OF SCHEDULE	OPP. STRENGTH OF SCHEDULE	TEAM RPI	ADJ RPI	CONF. RPI	ADJ CONF. RPI		
DIV. I ONLY		12- 14	.46154 195	5- 5	285	284	246	.44416 244	28	28		
DIV. I NON-CONF.		6- 8	.42857 192	0- 0	175	267	207	.4651 208	28	28		
TOTALS		RPI 1-25	RPI 26-50		W-L RECORDS		RPI 51-100		RPI 101-150		RPI 150+	
12- 14	0- 0	0- 0		OVERALL		0- 3		0- 5		12- 6		
7- 4	0- 0	0- 0		HOME		0- 0		0- 2		7- 2		
3- 7	0- 0	0- 0		AWAY		0- 1		0- 3		3- 3		
2- 3	0- 0	0- 0		NEUTRAL		0- 2		0- 0		2- 1		
6- 8	0- 0	0- 0		NON-CONFERENCE		0- 3		0- 1		6- 4		
3- 2	0- 0	0- 0		HOME		0- 0		0- 0		3- 2		
1- 3	0- 0	0- 0		AWAY		0- 1		0- 1		1- 1		
2- 3	0- 0	0- 0		NEUTRAL		0- 2		0- 0		2- 1		
6- 6	0- 0	0- 0		CONFERENCE		0- 0		0- 4		6- 2		
4- 2	0- 0	0- 0		HOME		0- 0		0- 2		4- 0		
2- 4	0- 0	0- 0		AWAY		0- 0		0- 2		2- 2		
0- 0	0- 0	0- 0		NEUTRAL		0- 0		0- 0		0- 0		
RPI S	Opponent	Score	RPI S	Opponent	Score	RPI S	Opponent	Score	RPI S	Opponent	Score	
						59 N	Virginia	0 3	134 A	Albany (NY)	0 3	
						75 N	James Madison	2 3	134 H	Albany (NY)	2 3	
						77 A	American	0 3	138 A	UConn	0 3	
									143 A	New Hampshire	1 3	
									143 H	New Hampshire	0 3	
									203 A	Robert Morris	3 0	
									203 A	Robert Morris	2 3	
									221 N	Bryant	3 1	
									228 H	Howard	1 3	
									238 A	Stony Brook	0 3	
									238 H	Stony Brook	3 1	
									246 N	William & Mary	2 3	
									267 A	Binghamton	1 3	
									267 H	Binghamton	3 1	
									282 H	Fordham	3 0	
									286 H	Coppin St.	3 0	
									288 H	Morgan St.	3 1	
									299 H	La Salle	2 3	
									308 N	Loyola Maryland	3 1	
									318 A	Hartford	3 0	
									318 H	Hartford	3 0	
									327 A	UMass Lowell	3 1	
									327 H	UMass Lowell	3 0	
			LAST 10 GAMES									
			143 H	New Hampshire	0 3	238 H	Stony Brook	3 1				
			318 H	Hartford	3 0	318 A	Hartford	3 0				
			134 A	Albany (NY)	0 3	143 A	New Hampshire	1 3				
			267 A	Binghamton	1 3	267 H	Binghamton	3 1				
			327 H	UMass Lowell	3 0	134 H	Albany (NY)	2 3				

U  
M  
B  
C

Non-Div. I Games:

UMBC

Average RPI Win:	248	WON-LOST	WINNING	LAST 10	STRENGTH OF	OPP. STRENGTH	TEAM	ADJ	CONF.	ADJ CONF.	
Average RPI Loss:	151	RECORD	PCT. RANK	GAMES	SCHEDULE	OF SCHEDULE	RPI	RPI	RPI	RPI	
DIV. I ONLY	10- 20	.33333	246	3- 7	204	240	250	.4438	245	11	11
DIV. I NON-CONF.	7- 7	.5	162	1- 0	244	318	227	.45517	226	12	12
<hr/>											
TOTALS	RPI 1-25	RPI 26-50		W-L RECORDS		RPI 51-100		RPI 101-150		RPI 150+	
10- 20	0- 1	0- 0		OVERALL		2- 5		0- 3		8- 11	
6- 6	0- 0	0- 0		HOME		1- 2		0- 1		5- 3	
2- 10	0- 1	0- 0		AWAY		0- 2		0- 2		2- 5	
2- 4	0- 0	0- 0		NEUTRAL		1- 1		0- 0		1- 3	
7- 7	0- 0	0- 0		NON-CONFERENCE		1- 1		0- 1		6- 5	
3- 1	0- 0	0- 0		HOME		0- 0		0- 0		3- 1	
2- 2	0- 0	0- 0		AWAY		0- 0		0- 1		2- 1	
2- 4	0- 0	0- 0		NEUTRAL		1- 1		0- 0		1- 3	
3- 13	0- 1	0- 0		CONFERENCE		1- 4		0- 2		2- 6	
3- 5	0- 0	0- 0		HOME		1- 2		0- 1		2- 2	
0- 8	0- 1	0- 0		AWAY		0- 2		0- 1		0- 4	
0- 0	0- 0	0- 0		NEUTRAL		0- 0		0- 0		0- 0	
RPI	S	Opponent	Score	RPI	S	Opponent	Score	RPI	S	Opponent	Score
13	A	Western Ky.	0 <b>3</b>					60	N	Arkansas	0 <b>3</b>
								63	A	UTSA	0 <b>3</b>
								65	N	A&M-Corpus Christi	3 2
								74	H	Rice	3 2
								88	A	North Texas	0 <b>3</b>
								88	H	North Texas	1 <b>3</b>
								93	H	Fla. Atlantic	0 <b>3</b>

Non-Div. I Games:

Louisiana Tech

Average RPI Win:	260	WON-LOST RECORD	WINNING PCT. RANK	LAST 10 GAMES	STRENGTH OF SCHEDULE	OPP. STRENGTH OF SCHEDULE	TEAM RPI	ADJ RPI	CONF. RPI	ADJ CONF. RPI				
DIV. I ONLY		10- 20	.33333 246	2- 8	209	193	243	.44342 246	12	12				
DIV. I NON-CONF.		6- 7	.46154 185	0- 0	304	266	269	.42112 270	13	13				
<hr/>														
TOTALS	RPI 1-25	RPI 26-50		W-L RECORDS		RPI 51-100		RPI 101-150		RPI 150+				
10- 20	0- 0	0- 0		OVERALL		0- 11		0- 3		10- 6				
4- 7	0- 0	0- 0		HOME		0- 4		0- 1		4- 2				
2- 10	0- 0	0- 0		AWAY		0- 5		0- 2		2- 3				
4- 3	0- 0	0- 0		NEUTRAL		0- 2		0- 0		4- 1				
<hr/>														
6- 7	0- 0	0- 0		NON-CONFERENCE		0- 2		0- 1		6- 4				
2- 1	0- 0	0- 0		HOME		0- 0		0- 0		2- 1				
0- 4	0- 0	0- 0		AWAY		0- 1		0- 1		0- 2				
4- 2	0- 0	0- 0		NEUTRAL		0- 1		0- 0		4- 1				
<hr/>														
4- 13	0- 0	0- 0		CONFERENCE		0- 9		0- 2		4- 2				
2- 6	0- 0	0- 0		HOME		0- 4		0- 1		2- 1				
2- 6	0- 0	0- 0		AWAY		0- 4		0- 1		2- 1				
0- 1	0- 0	0- 0		NEUTRAL		0- 1		0- 0		0- 0				
<hr/>														
RPI S	Opponent	Score	RPI S	Opponent	Score	RPI S	Opponent	Score	RPI S	Opponent	Score			
						58 A UNCW	0	3	107 A Hofstra	0	3			
						58 H UNCW	1	3	107 H Hofstra	1	3			
						58 N UNCW	0	3	121 A Army West Point	2	3			
						59 N Virginia	0	3	179 A Delaware	3	1			
						75 A James Madison	0	3	179 H Delaware	3	0			
						75 H James Madison	2	3	185 A VCU	2	3			
						77 A American	0	3	218 N Western Caro.	3	2			
						82 A Towson	1	3	244 N UMBC	3	2			
						82 H Towson	1	3	254 A East Carolina	0	3			
						86 A Col. of Charleston	1	3	263 A Elon	0	3			
						86 H Col. of Charleston	0	3	263 H Elon	1	3			
												270 A Northeastern	3	1
												270 H Northeastern	3	1
												285 N Cornell	2	3
												296 N Iona	3	0
												299 H La Salle	3	0
												312 H Gardner-Webb	2	3
												319 H Norfolk St.	3	1
												323 N Hampton	3	1
<hr/>														
			LAST 10 GAMES											
58 N UNCW			0	3	179 A Delaware			3	1					
107 H Hofstra			1	3	263 A Elon			0	3					
270 H Northeastern			3	1	82 A Towson			1	3					
86 A Col. of Charleston			1	3	75 A James Madison			0	3					
58 A UNCW			0	3	263 H Elon			1	3					

**Non-Div. I Games:**

William & Mary

Average RPI Win: 265		WON-LOST	WINNING	LAST 10	STRENGTH OF		OPP. STRENGTH	TEAM	ADJ		CONF.	ADJ CONF.	
Average RPI Loss: 140		RECORD	PCT. RANK	GAMES	SCHEDULE		OF SCHEDULE	RPI	RPI		RPI	RPI	
DIV. I ONLY		10- 19	.34483	239	2- 8		215	246	251	.44213	247	18	19
DIV. I NON-CONF.		5- 7	.41667	204	0- 0		310	297	291	.40404	290	22	22
TOTALS		RPI 1-25	RPI 26-50		W-L RECORDS		RPI 51-100		RPI 101-150		RPI 150+		
10- 19	0- 0	0- 0		OVERALL		0- 5		1- 8		9- 6			
7- 4	0- 0	0- 0		HOME		0- 2		1- 2		6- 0			
2- 10	0- 0	0- 0		AWAY		0- 2		0- 4		2- 4			
1- 5	0- 0	0- 0		NEUTRAL		0- 1		0- 2		1- 2			
5- 7	0- 0	0- 0		NON-CONFERENCE		0- 0		0- 3		5- 4			
3- 0	0- 0	0- 0		HOME		0- 0		0- 0		3- 0			
1- 3	0- 0	0- 0		AWAY		0- 0		0- 1		1- 2			
1- 4	0- 0	0- 0		NEUTRAL		0- 0		0- 2		1- 2			
5- 12	0- 0	0- 0		CONFERENCE		0- 5		1- 5		4- 2			
4- 4	0- 0	0- 0		HOME		0- 2		1- 2		3- 0			
1- 7	0- 0	0- 0		AWAY		0- 2		0- 3		1- 2			
0- 1	0- 0	0- 0		NEUTRAL		0- 1		0- 0		0- 0			
RPI S	Opponent	Score	RPI S	Opponent	Score	RPI S	Opponent	Score	RPI S	Opponent	Score		
						78 A Chattanooga	1	3	101 N Kennesaw St.	0	3		
						78 H Chattanooga	1	3	108 N Georgia Tech	0	3		
						84 A Furman	0	3	111 A Southern Miss.	2	3		
						84 H Furman	1	3	119 A UNCG	0	3		
						84 N Furman	1	3	119 H UNCG	2	3		
									128 A ETSU	0	3		
									128 H ETSU	1	3		
									136 A Samford	1	3		
									136 H Samford	3	1		
									155 N FIU	0	3		
									174 H Troy	3	1		
									212 A Stetson	2	3		
									213 A Wofford	2	3		
									213 H Wofford	3	1		
									218 A Western Caro.	2	3		
									218 H Western Caro.	3	1		
									219 A Georgia	0	3		
									287 N Nicholls St.	2	3		
									306 A Citadel	3	2		
									306 H Citadel	3	0		
									316 H Alabama A&M	3	1		
									325 N Southern U.	3	0		
									329 H South Carolina St.	3	0		
									331 A Savannah St.	3	0		
LAST 10 GAMES													
						84 N Furman	1	3	78 H Chattanooga	1	3		
						306 A Citadel	3	2	119 H UNCG	2	3		
						218 A Western Caro.	2	3	213 A Wofford	2	3		
						119 A UNCG	0	3	84 H Furman	1	3		
						128 H ETSU	1	3	136 H Samford	3	1		

Non-Div. I Games:

Mercer

Average RPI Win: 274		WON-LOST	WINNING	LAST 10	STRENGTH OF		OPP. STRENGTH	TEAM	ADJ		CONF.	ADJ CONF.	
Average RPI Loss: 160		RECORD	PCT. RANK	GAMES	SCHEDULE		OF SCHEDULE	RPI	RPI		RPI	RPI	
DIV. I ONLY		12- 19	.3871	223	4- 6		254	277	252	.44187	248	21	21
DIV. I NON-CONF.		7- 8	.46667	180	0- 1		198	323	221	.46002	219	20	20
TOTALS		RPI 1-25	RPI 26-50		W-L RECORDS		RPI 51-100		RPI 101-150		RPI 150+		
12- 19	0- 0	0- 0		OVERALL		0- 5		1- 4		11- 10			
5- 6	0- 0	0- 0		HOME		0- 2		1- 1		4- 3			
2- 11	0- 0	0- 0		AWAY		0- 3		0- 2		2- 6			
5- 2	0- 0	0- 0		NEUTRAL		0- 0		0- 1		5- 1			
7- 8	0- 0	0- 0		NON-CONFERENCE		0- 3		0- 0		7- 5			
2- 2	0- 0	0- 0		HOME		0- 1		0- 0		2- 1			
1- 5	0- 0	0- 0		AWAY		0- 2		0- 0		1- 3			
4- 1	0- 0	0- 0		NEUTRAL		0- 0		0- 0		4- 1			
5- 11	0- 0	0- 0		CONFERENCE		0- 2		1- 4		4- 5			
3- 4	0- 0	0- 0		HOME		0- 1		1- 1		2- 2			
1- 6	0- 0	0- 0		AWAY		0- 1		0- 2		1- 3			
1- 1	0- 0	0- 0		NEUTRAL		0- 0		0- 1		1- 0			
RPI S	Opponent	Score	RPI S	Opponent	Score	RPI S	Opponent	Score	RPI S	Opponent	Score		
						61 A	New Mexico St.	0 3	130 A	CSU Bakersfield	0 3		
						61 H	New Mexico St.	0 3	130 H	CSU Bakersfield	3 0		
						65 A	A&M-Corpus Christi	0 3	130 N	CSU Bakersfield	0 3		
						65 A	A&M-Corpus Christi	0 3	150 A	Seattle	0 3		
						65 H	A&M-Corpus Christi	1 3	150 H	Seattle	1 3		
									159 A	UMKC	1 3		
									159 H	UMKC	1 3		
									181 A	Houston Baptist	0 3		
									198 A	Utah Valley	1 3		
									198 H	Utah Valley	1 3		
									198 N	Utah Valley	3 0		
									220 A	Lamar	1 3		
									230 H	San Jose St.	3 2		
									237 N	Tulane	1 3		
									245 N	Louisiana Tech	3 1		
									251 A	New Orleans	2 3		
									276 A	Grand Canyon	1 3		
									276 H	Grand Canyon	3 0		
									281 H	Incarnate Word	0 3		
									301 N	Texas Southern	3 0		
									307 A	Chicago St.	3 0		
									307 H	Chicago St.	3 0		
									310 N	Jackson St.	3 0		
									321 A	Prairie View	3 0		
									325 H	Southern U.	3 0		
									333 N	Alcorn	3 0		
LAST 10 GAMES													
			130 N	CSU Bakersfield	0 3	276 H	Grand Canyon	3 0	310 N	Jackson St.	3 0		
			198 N	Utah Valley	3 0	159 A	UMKC	1 3	321 A	Prairie View	3 0		
			150 A	Seattle	0 3	307 A	Chicago St.	3 0	325 H	Southern U.	3 0		
			198 A	Utah Valley	1 3	61 H	New Mexico St.	0 3	333 N	Alcorn	3 0		
			130 H	CSU Bakersfield	3 0	251 A	New Orleans	2 3					

Non-Div. I Games:

UTRGV

Average RPI Win:	286	WON-LOST RECORD	WINNING PCT. RANK	LAST 10 GAMES	STRENGTH OF SCHEDULE	OPP. STRENGTH OF SCHEDULE	TEAM RPI	ADJ RPI	CONF. RPI	ADJ CONF. RPI		
DIV. I ONLY		14- 18	.4375	202	3- 7	271	280	245	.44186	249	15	15
DIV. I NON-CONF.		11- 5	.6875	96	2- 0	307	333	214	.45989	220	14	14
<hr/>												
TOTALS	RPI 1-25	RPI 26-50		W-L RECORDS		RPI 51-100		RPI 101-150		RPI 150+		
14- 18	0- 2	0- 0		OVERALL		0- 1		1- 5		13- 10		
1- 9	0- 1	0- 0		HOME		0- 1		0- 2		1- 5		
7- 7	0- 1	0- 0		AWAY		0- 0		1- 3		6- 3		
6- 2	0- 0	0- 0		NEUTRAL		0- 0		0- 0		6- 2		
11- 5	0- 0	0- 0		NON-CONFERENCE		0- 0		0- 1		11- 4		
1- 1	0- 0	0- 0		HOME		0- 0		0- 0		1- 1		
4- 2	0- 0	0- 0		AWAY		0- 0		0- 1		4- 1		
6- 2	0- 0	0- 0		NEUTRAL		0- 0		0- 0		6- 2		
3- 13	0- 2	0- 0		CONFERENCE		0- 1		1- 4		2- 6		
0- 8	0- 1	0- 0		HOME		0- 1		0- 2		0- 4		
3- 5	0- 1	0- 0		AWAY		0- 0		1- 2		2- 2		
0- 0	0- 0	0- 0		NEUTRAL		0- 0		0- 0		0- 0		
<hr/>												
RPI S	Opponent	Score	RPI S	Opponent	Score	RPI S	Opponent	Score	RPI S	Opponent	Score	
16 A	Arkansas St.	0 3				79 H	Appalachian St.	0 3	103 A	Texas St.	0 3	
16 H	Arkansas St.	0 3							103 H	Texas St.	0 3	
									114 A	Little Rock	0 3	
									120 A	Texas-Arlington	3 1	
									120 H	Texas-Arlington	0 3	
									131 A	Mississippi St.	0 3	
									162 A	South Ala.	0 3	
									171 H	Stephen F. Austin	1 3	
									174 A	Troy	0 3	
									174 H	Troy	1 3	
									183 N	Southern Utah	0 3	
									213 N	Wofford	1 3	
									220 N	Lamar	3 2	
									224 A	Ga. Southern	3 2	
									224 H	Ga. Southern	0 3	
									245 A	Louisiana Tech	0 3	
									268 H	Georgia St.	0 3	
									291 A	UAB	3 2	
									292 A	La.-Lafayette	3 2	
									292 H	La.-Lafayette	2 3	
									295 A	Jacksonville St.	3 0	
									310 A	Jackson St.	3 0	
									310 N	Jackson St.	3 0	
									316 A	Alabama A&M	3 1	
									316 N	Alabama A&M	3 0	
						325 N	Southern U.	3 0				
						326 N	Ark.-Pine Bluff	3 0				
<hr/>												
			LAST 10 GAMES									
			268 H	Georgia St.	0 3	120 A	Texas-Arlington	3 1	310 N	Jackson St.	3 0	
			316 A	Alabama A&M	3 1	114 A	Little Rock	0 3	316 A	Alabama A&M	3 1	
			120 H	Texas-Arlington	0 3	16 A	Arkansas St.	0 3	316 N	Alabama A&M	3 0	
			103 H	Texas St.	0 3	332 H	Grambling	3 0	325 N	Southern U.	3 0	
			103 A	Texas St.	0 3	174 H	Troy	1 3	326 N	Ark.-Pine Bluff	3 0	

Non-Div. I Games:

La.-Monroe



RPI	S	Opponent	Score	
332	H	Grambling	3	0
333	N	Alcorn	3	0

La.-Monroe

L  
a  
.  
-  
M  
o  
n  
r  
o  
e

L  
a  
.  
-  
M  
o  
n  
r  
o  
e

Average RPI Win: 242		WON-LOST RECORD		WINNING PCT. RANK		LAST 10 GAMES		STRENGTH OF SCHEDULE		OPP. STRENGTH OF SCHEDULE		TEAM RPI		ADJ RPI		CONF. RPI		ADJ CONF. RPI	
Average RPI Loss: 185																			
DIV. I ONLY		13- 18		.41935 213		3- 7		270		271		247		.44163 250		24		24	
DIV. I NON-CONF.		6- 8		.42857 192		0- 0		285		287		272		.42006 273		24		24	
TOTALS		RPI 1-25		RPI 26-50		W-L RECORDS		RPI 51-100		RPI 101-150		RPI 150+							
13- 18		0- 0		0- 0		OVERALL		0- 2		1- 3		12- 13							
6- 5		0- 0		0- 0		HOME		0- 0		1- 0		5- 5							
3- 10		0- 0		0- 0		AWAY		0- 1		0- 3		3- 6							
4- 3		0- 0		0- 0		NEUTRAL		0- 1		0- 0		4- 2							
6- 8		0- 0		0- 0		NON-CONFERENCE		0- 0		0- 2		6- 6							
1- 2		0- 0		0- 0		HOME		0- 0		0- 0		1- 2							
1- 4		0- 0		0- 0		AWAY		0- 0		0- 2		1- 2							
4- 2		0- 0		0- 0		NEUTRAL		0- 0		0- 0		4- 2							
7- 10		0- 0		0- 0		CONFERENCE		0- 2		1- 1		6- 7							
5- 3		0- 0		0- 0		HOME		0- 0		1- 0		4- 3							
2- 6		0- 0		0- 0		AWAY		0- 1		0- 1		2- 4							
0- 1		0- 0		0- 0		NEUTRAL		0- 1		0- 0		0- 0							
RPI S	Opponent	Score		RPI S	Opponent	Score		RPI S	Opponent	Score		RPI S	Opponent	Score					
								65 A	A&M-Corpus Christi	0	3	111 A	Southern Miss.	1	3				
								65 N	A&M-Corpus Christi	0	3	135 A	Central Ark.	0	3				
												135 H	Central Ark.	3	2				
												147 A	Houston	2	3				
												153 A	South Carolina	0	3				
												154 N	North Carolina St.	0	3				
												157 A	UNLV	0	3				
												171 H	Stephen F. Austin	3	1				
												174 H	Troy	3	1				
												181 A	Houston Baptist	3	1				
												182 N	Oral Roberts	1	3				
												189 H	Eastern Wash.	1	3				
												191 A	McNeese St.	3	2				
												191 H	McNeese St.	1	3				
												197 H	Sam Houston St.	0	3				
												215 N	Portland St.	3	1				
												220 H	Lamar	3	0				
												227 A	Abilene Christian	0	3				
												251 A	New Orleans	0	3				
												251 H	New Orleans	1	3				
												278 H	Northwestern St.	3	1				
												281 A	Incarnate Word	1	3				
												287 A	Nicholls St.	2	3				
												287 H	Nicholls St.	3	1				
												292 H	La.-Lafayette	2	3				
												316 N	Alabama A&M	3	0				
												321 N	Prairie View	3	0				
				LAST 10 GAMES															
				65 N	A&M-Corpus Christi	0	3	251 H	New Orleans	1	3								
				135 H	Central Ark.	3	2	191 H	McNeese St.	1	3								
				287 A	Nicholls St.	2	3	287 H	Nicholls St.	3	1								
				220 H	Lamar	3	0	227 A	Abilene Christian	0	3								
				197 H	Sam Houston St.	0	3	281 A	Incarnate Word	1	3								

Non-Div. I Games:

Southeastern La.

RPI	S	Opponent	Score	
325	A	Southern U.	3	2
328	N	N.C. Central	3	0

Southeastern La.

S  
o  
u  
t  
h  
e  
a  
s  
t  
e  
r  
n  
L  
a  
.

S  
o  
u  
t  
h  
e  
a  
s  
t  
e  
r  
n  
L  
a  
.

Average RPI Win:	280	WON-LOST RECORD	WINNING PCT. RANK	LAST 10 GAMES	STRENGTH OF SCHEDULE	OPP. STRENGTH OF SCHEDULE	TEAM RPI	ADJ RPI	CONF. RPI	ADJ CONF. RPI					
Average RPI Loss:	187														
DIV. I ONLY		19- 16	.54286	142	7- 3	313	289	249	.44004	251	24	24			
DIV. I NON-CONF.		12- 6	.66667	99	2- 0	324	325	242	.44014	242	24	24			
<hr/>															
TOTALS	RPI 1-25	RPI 26-50		W-L RECORDS		RPI 51-100		RPI 101-150		RPI 150+					
19- 16	0- 0	0- 0		OVERALL		0- 2		0- 3		19- 11					
12- 5	0- 0	0- 0		HOME		0- 0		0- 1		12- 4					
2- 10	0- 0	0- 0		AWAY		0- 2		0- 2		2- 6					
5- 1	0- 0	0- 0		NEUTRAL		0- 0		0- 0		5- 1					
<hr/>															
12- 6	0- 0	0- 0		NON-CONFERENCE		0- 1		0- 1		12- 4					
7- 2	0- 0	0- 0		HOME		0- 0		0- 0		7- 2					
0- 4	0- 0	0- 0		AWAY		0- 1		0- 1		0- 2					
5- 0	0- 0	0- 0		NEUTRAL		0- 0		0- 0		5- 0					
<hr/>															
7- 10	0- 0	0- 0		CONFERENCE		0- 1		0- 2		7- 7					
5- 3	0- 0	0- 0		HOME		0- 0		0- 1		5- 2					
2- 6	0- 0	0- 0		AWAY		0- 1		0- 1		2- 4					
0- 1	0- 0	0- 0		NEUTRAL		0- 0		0- 0		0- 1					
<hr/>															
RPI	S	Opponent	Score	RPI	S	Opponent	Score	RPI	S	Opponent	Score				
				65 A A&M-Corpus Christi				0	3	111 A Southern Miss.		0	3		
				96 A FGCU				0	3	135 A Central Ark.		1	3		
										135 H Central Ark.		0	3		
										171 H Stephen F. Austin		1	3		
										181 A Houston Baptist		1	3		
										189 H Eastern Wash.		0	3		
										191 A McNeese St.		1	3		
										191 H McNeese St.		3	1		
										191 N McNeese St.		1	3		
										197 H Sam Houston St.		3	0		
										220 H Lamar		3	0		
										227 A Abilene Christian		1	3		
										237 A Tulane		1	3		
										240 H Tennessee St.		3	1		
										241 A UNC Asheville		1	3		
										248 H UTRGV		3	2		
										250 A Southeastern La.		3	1		
										250 H Southeastern La.		3	0		
										257 H Providence		0	3		
										278 H Northwestern St.		1	3		
										281 A Incarnate Word		0	3		
										282 N Fordham		3	1		
										287 A Nicholls St.		3	1		
										287 H Nicholls St.		3	0		
										299 H La Salle		3	2		
										306 N Citadel		3	1		
										309 N Presbyterian		3	2		
LAST 10 GAMES															
191 N McNeese St.				1	3	220 H Lamar				3	0	282 N Fordham		3	1
310 H Jackson St.				3	0	250 A Southeastern La.				3	1	287 A Nicholls St.		3	0
135 H Central Ark.				0	3	287 H Nicholls St.				3	0	299 H La Salle		3	2
191 A McNeese St.				1	3	191 H McNeese St.				3	1	306 N Citadel		3	1
197 H Sam Houston St.				3	0	334 H Mississippi Val.				3	0	309 N Presbyterian		3	2

**Non-Div. I Games:**

New Orleans

RPI	S	Opponent	Score	
310	H	Jackson St.	3	0
316	N	Alabama A&M	3	0
325	H	Southern U.	3	0
329	N	South Carolina St.	3	0
332	H	Grambling	3	0
334	H	Mississippi Val.	3	0

N  
e  
w  
O  
r  
l  
e  
a  
n  
s

N  
e  
w  
O  
r  
l  
e  
a  
n  
s

New Orleans

Average RPI Win: 262		WON-LOST	WINNING	LAST 10	STRENGTH OF		OPP. STRENGTH	TEAM	ADJ	CONF.	ADJ CONF.
Average RPI Loss: 172		RECORD	PCT. RANK	GAMES	SCHEDULE		OF SCHEDULE	RPI	RPI	RPI	RPI
DIV. I ONLY		10- 16	.38462	228	258		267	255	.44002	252	23
DIV. I NON-CONF.		6- 6	.5	162	241		294	217	.46181	215	23
TOTALS		RPI 1-25	RPI 26-50		W-L RECORDS		RPI 51-100		RPI 101-150		RPI 150+
10- 16	0- 0	0- 0		OVERALL		0- 2		0- 5		10- 9	
4- 4	0- 0	0- 0		HOME		0- 0		0- 3		4- 1	
2- 10	0- 0	0- 0		AWAY		0- 1		0- 2		2- 7	
4- 2	0- 0	0- 0		NEUTRAL		0- 1		0- 0		4- 1	
6- 6	0- 0	0- 0		NON-CONFERENCE		0- 2		0- 1		6- 3	
0- 1	0- 0	0- 0		HOME		0- 0		0- 1		0- 0	
2- 3	0- 0	0- 0		AWAY		0- 1		0- 0		2- 2	
4- 2	0- 0	0- 0		NEUTRAL		0- 1		0- 0		4- 1	
4- 10	0- 0	0- 0		CONFERENCE		0- 0		0- 4		4- 6	
4- 3	0- 0	0- 0		HOME		0- 0		0- 2		4- 1	
0- 7	0- 0	0- 0		AWAY		0- 0		0- 2		0- 5	
0- 0	0- 0	0- 0		NEUTRAL		0- 0		0- 0		0- 0	
RPI S	Opponent	Score	RPI S	Opponent	Score	RPI S	Opponent	Score	RPI S	Opponent	Score
						61 A	New Mexico St.	0 3	102 H	Rhode Island	0 3
						87 N	Denver	0 3	144 A	Harvard	2 3
									144 H	Harvard	1 3
									146 A	Princeton	0 3
									146 H	Princeton	2 3
									160 A	Dartmouth	0 3
									160 H	Dartmouth	2 3
									165 A	Yale	1 3
									165 H	Yale	3 1
									194 A	Penn	0 3
									194 H	Penn	3 0
									196 A	UTEP	2 3
									203 N	Robert Morris	3 0
									232 N	Bucknell	2 3
									253 A	Sacred Heart	3 0
									257 A	Providence	0 3
									266 A	Columbia	0 3
									266 H	Columbia	3 2
									285 A	Cornell	2 3
									285 H	Cornell	3 0
									302 A	Central Conn. St.	3 1
									311 N	Holy Cross	3 0
									318 N	Hartford	3 0
									318 N	Hartford	3 0
LAST 10 GAMES											
			144 H	Harvard	1 3	266 A	Columbia	0 3			
			160 H	Dartmouth	2 3	165 H	Yale	3 1			
			146 A	Princeton	0 3	194 H	Penn	3 0			
			194 A	Penn	0 3	146 H	Princeton	2 3			
			285 A	Cornell	2 3	102 H	Rhode Island	0 3			

Non-Div. I Games:

Brown

Average RPI Win:	293	WON-LOST	WINNING	LAST 10	STRENGTH OF	OPP. STRENGTH	TEAM	ADJ	CONF.	ADJ CONF.								
Average RPI Loss:	192	RECORD	PCT. RANK	GAMES	SCHEDULE	OF SCHEDULE	RPI	RPI	RPI	RPI								
DIV. I ONLY		15- 14	.51724	153	3- 7	308	296	253	.43871	253	29	29						
DIV. I NON-CONF.		6- 8	.42857	192	0- 2	300	261	276	.418	276	29	29						
<hr/>																		
TOTALS	RPI 1-25	RPI 26-50		W-L RECORDS		RPI 51-100		RPI 101-150		RPI 150+								
15- 14	0- 0	0- 0		OVERALL		0- 0		0- 1		15- 13								
7- 3	0- 0	0- 0		HOME		0- 0		0- 0		7- 3								
4- 9	0- 0	0- 0		AWAY		0- 0		0- 1		4- 8								
4- 2	0- 0	0- 0		NEUTRAL		0- 0		0- 0		4- 2								
<hr/>																		
6- 8	0- 0	0- 0		NON-CONFERENCE		0- 0		0- 1		6- 7								
2- 1	0- 0	0- 0		HOME		0- 0		0- 0		2- 1								
0- 5	0- 0	0- 0		AWAY		0- 0		0- 1		0- 4								
4- 2	0- 0	0- 0		NEUTRAL		0- 0		0- 0		4- 2								
<hr/>																		
9- 6	0- 0	0- 0		CONFERENCE		0- 0		0- 0		9- 6								
5- 2	0- 0	0- 0		HOME		0- 0		0- 0		5- 2								
4- 4	0- 0	0- 0		AWAY		0- 0		0- 0		4- 4								
0- 0	0- 0	0- 0		NEUTRAL		0- 0		0- 0		0- 0								
<hr/>																		
RPI S	Opponent	Score	RPI S	Opponent	Score	RPI S	Opponent	Score	RPI S	Opponent	Score							
									102 A	Rhode Island	1	3						
									156 N	Lehigh	2	3						
									162 N	South Ala.	2	3						
									164 A	Fairfield	2	3						
									168 A	Boston College	1	3						
									178 A	LIU Brooklyn	1	3						
									178 A	LIU Brooklyn	1	3						
									178 H	LIU Brooklyn	1	3						
									179 A	Delaware	2	3						
									203 A	Robert Morris	3	1						
									203 H	Robert Morris	2	3						
									221 A	Bryant	2	3						
									221 H	Bryant	3	2						
									238 A	Stony Brook	0	3						
									252 H	Brown	0	3						
									257 N	Providence	3	1						
									288 N	Morgan St.	3	2						
									294 N	Canisius	3	0						
									302 A	Central Conn. St.	3	1						
									302 H	Central Conn. St.	3	1						
									308 N	Loyola Maryland	3	2						
												LAST 10 GAMES			314 A	St. Francis Brooklyn	2	3
															314 H	St. Francis Brooklyn	3	0
															315 A	Fairleigh Dickinson	3	2
															315 H	Fairleigh Dickinson	3	0
317 A	Saint Francis (PA)	3	0															
						164 A	Fairfield	2	3									
						317 H	Saint Francis (PA)	3	0									
						221 A	Bryant	2	3									
						302 A	Central Conn. St.	3	1									
						315 A	Fairleigh Dickinson	3	2									
						238 A	Stony Brook	0	3									

**Non-Div. I Games:**

Sacred Heart

RPI	S	Opponent	Score	
318	H	Hartford	3	2
327	H	UMass Lowell	3	0

Sacred Heart

S  
a  
c  
r  
e  
d  
H  
e  
a  
r  
t

S  
a  
c  
r  
e  
d  
H  
e  
a  
r  
t



Average RPI Win: 245		WON-LOST RECORD		WINNING PCT. RANK		LAST 10 GAMES		STRENGTH OF SCHEDULE		OPP. STRENGTH OF SCHEDULE		TEAM RPI		ADJ RPI		CONF. RPI		ADJ CONF. RPI	
DIV. I ONLY		12- 19		.3871 223		2- 8		274		182		254		.43868 254		9		9	
DIV. I NON-CONF.		7- 4		.63636 119		0- 0		334		312		300		.39476 300		11		11	
TOTALS		RPI 1-25		RPI 26-50		W-L RECORDS		RPI 51-100		RPI 101-150		RPI 150+							
12- 19		0- 0		0- 2		OVERALL		0- 4		4- 6		8- 7							
5- 8		0- 0		0- 1		HOME		0- 2		2- 3		3- 2							
4- 10		0- 0		0- 1		AWAY		0- 2		2- 3		2- 4							
3- 1		0- 0		0- 0		NEUTRAL		0- 0		0- 0		3- 1							
7- 4		0- 0		0- 0		NON-CONFERENCE		0- 0		0- 0		7- 4							
2- 1		0- 0		0- 0		HOME		0- 0		0- 0		2- 1							
2- 2		0- 0		0- 0		AWAY		0- 0		0- 0		2- 2							
3- 1		0- 0		0- 0		NEUTRAL		0- 0		0- 0		3- 1							
5- 15		0- 0		0- 2		CONFERENCE		0- 4		4- 6		1- 3							
3- 7		0- 0		0- 1		HOME		0- 2		2- 3		1- 1							
2- 8		0- 0		0- 1		AWAY		0- 2		2- 3		0- 2							
0- 0		0- 0		0- 0		NEUTRAL		0- 0		0- 0		0- 0							
RPI	S	Opponent		Score	RPI	S	Opponent		Score	RPI	S	Opponent		Score					
					32	A	SMU		0 3	72	A	Temple		1 3					
					32	H	SMU		0 3	72	H	Temple		0 3					
										85	A	Cincinnati		1 3					
										85	H	Cincinnati		0 3					
													127	A	Memphis		3 1		
													127	H	Memphis		2 3		
													138	A	UConn		2 3		
													138	H	UConn		3 2		
													147	A	Houston		1 3		
													147	H	Houston		3 0		
													152	A	South Fla.		0 3		
													152	H	South Fla.		0 3		
													153	A	South Carolina		0 3		
													213	N	Wofford		1 3		
													218	H	Western Caro.		1 3		
													237	A	Tulane		2 3		
													237	H	Tulane		3 2		
													243	A	Davidson		2 3		
													246	H	William & Mary		3 0		
													305	N	Charleston So.		3 2		
													309	N	Presbyterian		3 2		
													323	H	Hampton		3 0		
													323	N	Hampton		3 0		
													328	A	N.C. Central		3 0		
													331	A	Savannah St.		3 0		
LAST 10 GAMES																			
					72	H	Temple		0 3	127	H	Memphis		2 3	323	N	Hampton		3 0
					138	H	UConn		3 2	122	A	UCF		3 2	328	A	N.C. Central		3 0
					237	A	Tulane		2 3	152	A	South Fla.		0 3	331	A	Savannah St.		3 0
					147	A	Houston		1 3	32	H	SMU		0 3					
					85	H	Cincinnati		0 3	110	H	Tulsa		0 3					

Non-Div. I Games:

East Carolina

[illegible]

**Non-Div. I Games:**

Bethune-Cookman

Average RPI Win:	291	WON-LOST	WINNING	LAST 10	STRENGTH OF	OPP. STRENGTH	TEAM	ADJ	CONF.	ADJ CONF.				
Average RPI Loss:	231	RECORD	PCT. RANK	GAMES	SCHEDULE	OF SCHEDULE	RPI	RPI	RPI	RPI				
DIV. I ONLY	20- 14	.58824	117	6- 4	315	315	244	.43774	256	30	30			
DIV. I NON-CONF.	7- 7	.5	162	1- 0	331	321	307	.37744	308	30	30			
<hr/>														
TOTALS	RPI 1-25	RPI 26-50		W-L RECORDS		RPI 51-100		RPI 101-150		RPI 150+				
20- 14	0- 0	0- 0		OVERALL		0- 1		0- 0		20- 13				
7- 4	0- 0	0- 0		HOME		0- 0		0- 0		7- 4				
7- 7	0- 0	0- 0		AWAY		0- 1		0- 0		7- 6				
6- 3	0- 0	0- 0		NEUTRAL		0- 0		0- 0		6- 3				
<hr/>														
7- 7	0- 0	0- 0		NON-CONFERENCE		0- 1		0- 0		7- 6				
1- 1	0- 0	0- 0		HOME		0- 0		0- 0		1- 1				
1- 4	0- 0	0- 0		AWAY		0- 1		0- 0		1- 3				
5- 2	0- 0	0- 0		NEUTRAL		0- 0		0- 0		5- 2				
<hr/>														
13- 7	0- 0	0- 0		CONFERENCE		0- 0		0- 0		13- 7				
6- 3	0- 0	0- 0		HOME		0- 0		0- 0		6- 3				
6- 3	0- 0	0- 0		AWAY		0- 0		0- 0		6- 3				
1- 1	0- 0	0- 0		NEUTRAL		0- 0		0- 0		1- 1				
<hr/>														
RPI S	Opponent	Score	RPI S	Opponent	Score	RPI S	Opponent	Score	RPI S	Opponent	Score			
						82 A	Towson	0 3	164 A	Fairfield	0 3			
						164 H	Fairfield	0 3						
						164 N	Fairfield	2 3						
						184 A	Marist	3 1						
						184 H	Marist	2 3						
						207 A	Siena	1 3						
						207 H	Siena	3 2						
						238 H	Stony Brook	3 1						
						242 A	UMES	1 3						
						272 A	Niagara	3 1						
						272 H	Niagara	3 1						
						274 N	Weber St.	0 3						
						275 A	Bradley	2 3						
						282 H	Fordham	1 3						
						283 A	Rider	3 1						
						283 H	Rider	2 3						
						283 N	Rider	3 0						
						286 N	Coppin St.	3 1						
						294 A	Canisius	0 3						
						294 H	Canisius	3 0						
						296 A	Iona	3 0						
						LAST 10 GAMES			296 H	Iona	3 0			
						164 N	Fairfield	2 3	297 A	NJIT	3 0	297 A	NJIT	3 0
						283 N	Rider	3 0	184 H	Marist	2 3	308 N	Loyola Maryland	1 3
						330 A	Quinnipiac	3 0	207 H	Siena	3 2	315 A	Fairleigh Dickinson	1 3
164 A	Fairfield	0 3	283 A	Rider	3 1	317 N	Saint Francis (PA)	3 0						
296 H	Iona	3 0	294 A	Canisius	0 3	322 N	Delaware St.	3 2						

**Non-Div. I Games:**

## Manhattan

RPI	S	Opponent	Score	
324	A	Saint Peter's	3	1
324	H	Saint Peter's	3	0
327	N	UMass Lowell	3	1
328	N	N.C. Central	3	0
330	A	Quinnipiac	3	0
330	H	Quinnipiac	3	0

Manhattan

M  
a  
n  
h  
a  
t  
t  
a  
n

M  
a  
n  
h  
a  
t  
t  
a  
n

Average RPI Win: 259		WON-LOST RECORD		WINNING PCT. RANK		LAST 10 GAMES		STRENGTH OF SCHEDULE		OPP. STRENGTH OF SCHEDULE		TEAM RPI		ADJ RPI		CONF. RPI		ADJ CONF. RPI	
DIV. I ONLY		10- 22		.3125 261		0- 10		236		176		259		.4376 257		8		8	
DIV. I NON-CONF.		9- 5		.64286 113		0- 0		294		307		204		.46861 203		7		7	
TOTALS		RPI 1-25		RPI 26-50		W-L RECORDS		RPI 51-100		RPI 101-150		RPI 150+							
10- 22		0- 2		0- 4		OVERALL		0- 2		1- 5		9- 9							
5- 8		0- 1		0- 2		HOME		0- 1		1- 2		4- 2							
2- 11		0- 1		0- 2		AWAY		0- 1		0- 3		2- 4							
3- 3		0- 0		0- 0		NEUTRAL		0- 0		0- 0		3- 3							
9- 5		0- 0		0- 0		NON-CONFERENCE		0- 0		0- 0		9- 5							
4- 0		0- 0		0- 0		HOME		0- 0		0- 0		4- 0							
2- 2		0- 0		0- 0		AWAY		0- 0		0- 0		2- 2							
3- 3		0- 0		0- 0		NEUTRAL		0- 0		0- 0		3- 3							
1- 17		0- 2		0- 4		CONFERENCE		0- 2		1- 5		0- 4							
1- 8		0- 1		0- 2		HOME		0- 1		1- 2		0- 2							
0- 9		0- 1		0- 2		AWAY		0- 1		0- 3		0- 2							
0- 0		0- 0		0- 0		NEUTRAL		0- 0		0- 0		0- 0							
RPI S	Opponent	Score		RPI S	Opponent	Score		RPI S	Opponent	Score		RPI S	Opponent	Score					
15 A	Creighton	0 3		36 A	Marquette	0 3		62 A	Xavier	0 3		125 A	St. John's (NY)	0 3					
15 H	Creighton	0 3		36 H	Marquette	0 3		62 H	Xavier	2 3		125 H	St. John's (NY)	0 3					
				41 A	Villanova	0 3						137 A	Seton Hall	0 3					
				41 H	Villanova	1 3						137 H	Seton Hall	3 2					
												148 A	Butler	0 3					
												148 H	Butler	1 3					
												162 N	South Ala.	3 1					
												168 A	Boston College	2 3					
												189 N	Eastern Wash.	0 3					
												199 N	Colgate	2 3					
												210 A	DePaul	0 3					
												210 H	DePaul	1 3					
												221 A	Bryant	0 3					
												222 A	Georgetown	1 3					
												222 H	Georgetown	1 3					
												232 A	Bucknell	3 1					
												251 A	New Orleans	3 0					
												252 H	Brown	3 0					
												253 N	Sacred Heart	1 3					
												299 N	La Salle	3 0					
												300 H	Lafayette	3 0					
												315 H	Fairleigh Dickinson	3 0					
												322 N	Delaware St.	3 0					
												324 H	Saint Peter's	3 0					
				LAST 10 GAMES															
				137 A	Seton Hall	0 3		62 H	Xavier	2 3									
				41 A	Villanova	0 3		148 H	Butler	1 3									
				36 H	Marquette	0 3		222 A	Georgetown	1 3									
				210 H	DePaul	1 3		15 A	Creighton	0 3									
				125 A	St. John's (NY)	0 3		210 A	DePaul	0 3									

Non-Div. I Games:

Providence

Average RPI Win:	201	WON-LOST	WINNING	LAST 10	STRENGTH OF	OPP. STRENGTH	TEAM	ADJ	CONF.	ADJ CONF.	
Average RPI Loss:	142	RECORD	PCT. RANK	GAMES	SCHEDULE	OF SCHEDULE	RPI	RPI	RPI	RPI	
DIV. I ONLY	7- 22	.24138	289	2- 8	154	150	257	.43713	258	20	20
DIV. I NON-CONF.	4- 9	.30769	259	0- 0	103	112	199	.47419	198	15	16
<hr/>											
TOTALS	RPI 1-25	RPI 26-50		W-L RECORDS		RPI 51-100		RPI 101-150		RPI 150+	
7- 22	0- 0	0- 2		OVERALL		2- 7		0- 4		5- 9	
3- 8	0- 0	0- 0		HOME		1- 2		0- 2		2- 4	
1- 10	0- 0	0- 1		AWAY		0- 3		0- 1		1- 5	
3- 4	0- 0	0- 1		NEUTRAL		1- 2		0- 1		2- 0	
<hr/>											
4- 9	0- 0	0- 2		NON-CONFERENCE		1- 3		0- 2		3- 2	
1- 2	0- 0	0- 0		HOME		0- 0		0- 1		1- 1	
0- 3	0- 0	0- 1		AWAY		0- 1		0- 0		0- 1	
3- 4	0- 0	0- 1		NEUTRAL		1- 2		0- 1		2- 0	
<hr/>											
3- 13	0- 0	0- 0		CONFERENCE		1- 4		0- 2		2- 7	
2- 6	0- 0	0- 0		HOME		1- 2		0- 1		1- 3	
1- 7	0- 0	0- 0		AWAY		0- 2		0- 1		1- 4	
0- 0	0- 0	0- 0		NEUTRAL		0- 0		0- 0		0- 0	
<hr/>											
RPI S	Opponent	Score	RPI S	Opponent	Score	RPI S	Opponent	Score	RPI S	Opponent	Score
			33 N	Northern Ariz.	0 3	52 A	Ohio	0 3	104 N	George Washington	0 3
			47 A	Pittsburgh	1 3	52 H	Ohio	0 3	113 H	Loyola Chicago	1 3
						67 N	Cleveland St.	3 2	117 A	Miami (OH)	0 3
						81 N	Virginia Tech	1 3	117 H	Miami (OH)	1 3
						92 A	Indiana	0 3	156 N	Lehigh	3 0
						92 N	Indiana	2 3	161 A	Western Mich.	1 3
						94 H	Northern Ill.	0 3	192 A	Ball St.	0 3
						97 A	Kent St.	1 3	195 H	Eastern Mich.	2 3
						97 H	Kent St.	3 2	211 N	Notre Dame	3 1
									231 H	Wright St.	0 3
									233 A	Buffalo	1 3
									233 H	Buffalo	1 3
									234 A	Middle Tenn.	0 3
									259 H	Central Mich.	0 3
									280 H	IPFW	3 2
									290 A	Toledo	2 3
									298 A	Akron	3 2
									298 H	Akron	3 2
<hr/>											
			LAST 10 GAMES								
			94 H	Northern Ill.	0 3	97 H	Kent St.	3 2			
			117 H	Miami (OH)	1 3	192 A	Ball St.	0 3			
			298 A	Akron	3 2	290 A	Toledo	2 3			
			233 A	Buffalo	1 3	195 H	Eastern Mich.	2 3			
			52 H	Ohio	0 3	259 H	Central Mich.	0 3			

Non-Div. I Games:

Bowling Green

Average RPI Win:	235	WON-LOST RECORD	WINNING PCT. RANK	LAST 10 GAMES	STRENGTH OF SCHEDULE	OPP. STRENGTH OF SCHEDULE	TEAM RPI	ADJ RPI	CONF. RPI	ADJ CONF. RPI				
DIV. I ONLY		11- 18	.37931	229	3- 7	272	202	256	.43691	259	20	20		
DIV. I NON-CONF.		5- 8	.38462	227	0- 0	251	218	246	.43466	249	15	16		
<hr/>														
TOTALS	RPI 1-25	RPI 26-50		W-L RECORDS		RPI 51-100		RPI 101-150		RPI 150+				
11- 18	0- 0	0- 0		OVERALL		0- 7		0- 1		11- 10				
6- 5	0- 0	0- 0		HOME		0- 2		0- 0		6- 3				
2- 9	0- 0	0- 0		AWAY		0- 3		0- 1		2- 5				
3- 4	0- 0	0- 0		NEUTRAL		0- 2		0- 0		3- 2				
<hr/>														
5- 8	0- 0	0- 0		NON-CONFERENCE		0- 3		0- 0		5- 5				
2- 1	0- 0	0- 0		HOME		0- 0		0- 0		2- 1				
0- 3	0- 0	0- 0		AWAY		0- 1		0- 0		0- 2				
3- 4	0- 0	0- 0		NEUTRAL		0- 2		0- 0		3- 2				
<hr/>														
6- 10	0- 0	0- 0		CONFERENCE		0- 4		0- 1		6- 5				
4- 4	0- 0	0- 0		HOME		0- 2		0- 0		4- 2				
2- 6	0- 0	0- 0		AWAY		0- 2		0- 1		2- 3				
0- 0	0- 0	0- 0		NEUTRAL		0- 0		0- 0		0- 0				
<hr/>														
RPI S	Opponent	Score	RPI S	Opponent	Score	RPI S	Opponent	Score	RPI S	Opponent	Score			
						52 A	Ohio	0	3	117 A	Miami (OH)	2	3	
						67 A	Cleveland St.	1	3	161 A	Western Mich.	3	2	
						76 N	Sacramento St.	1	3	161 H	Western Mich.	2	3	
						85 N	Cincinnati	0	3	163 H	Omaha	3	0	
						94 A	Northern Ill.	1	3	192 A	Ball St.	2	3	
						94 H	Northern Ill.	0	3	192 H	Ball St.	3	1	
						97 H	Kent St.	1	3	195 A	Eastern Mich.	1	3	
										195 H	Eastern Mich.	3	1	
										202 N	Eastern Ill.	2	3	
										204 A	Fresno St.	0	3	
										229 N	Ill.-Chicago	3	2	
										230 H	San Jose St.	3	0	
										233 H	Buffalo	2	3	
										235 N	UC Riverside	0	3	
						258 A	Bowling Green	3	0					
						262 H	Evansville	1	3					
						267 N	Binghamton	3	2					
						280 A	IPFW	1	3					
						290 A	Toledo	2	3					
						290 H	Toledo	3	0					
						298 H	Akron	3	1					
						303 N	Cal St. Fullerton	3	2					
						LAST 10 GAMES								
						192 A	Ball St.	2	3	161 H	Western Mich.	2	3	
290 A	Toledo	2	3	233 H	Buffalo	2	3							
52 A	Ohio	0	3	298 H	Akron	3	1							
195 H	Eastern Mich.	3	1	258 A	Bowling Green	3	0							
94 H	Northern Ill.	0	3	117 A	Miami (OH)	2	3							

**Non-Div. I Games:**

Central Mich.

Average RPI Win: 229		WON-LOST	WINNING	LAST 10	STRENGTH OF		OPP. STRENGTH	TEAM	ADJ	CONF.	ADJ CONF.		
Average RPI Loss: 139		RECORD	PCT. RANK	GAMES	SCHEDULE		OF SCHEDULE	RPI	RPI	RPI	RPI		
DIV. I ONLY		8- 20	.28571	275	206		164	260	.43576	260	19	18	
DIV. I NON-CONF.		4- 8	.33333	249	149		147	220	.46016	218	16	15	
<hr/>													
TOTALS		RPI 1-25		RPI 26-50		W-L RECORDS		RPI 51-100		RPI 101-150		RPI 150+	
8- 20	0- 0	0- 2		OVERALL		0- 6		0- 3		8- 9			
2- 6	0- 0	0- 1		HOME		0- 0		0- 1		2- 4			
3- 9	0- 0	0- 0		AWAY		0- 5		0- 1		3- 3			
3- 5	0- 0	0- 1		NEUTRAL		0- 1		0- 1		3- 2			
<hr/>													
4- 8	0- 0	0- 1		NON-CONFERENCE		0- 4		0- 1		4- 2			
0- 0	0- 0	0- 0		HOME		0- 0		0- 0		0- 0			
1- 3	0- 0	0- 0		AWAY		0- 3		0- 0		1- 0			
3- 5	0- 0	0- 1		NEUTRAL		0- 1		0- 1		3- 2			
<hr/>													
4- 12	0- 0	0- 1		CONFERENCE		0- 2		0- 2		4- 7			
2- 6	0- 0	0- 1		HOME		0- 0		0- 1		2- 4			
2- 6	0- 0	0- 0		AWAY		0- 2		0- 1		2- 3			
0- 0	0- 0	0- 0		NEUTRAL		0- 0		0- 0		0- 0			
<hr/>													
RPI S	Opponent	Score	RPI S	Opponent	Score	RPI S	Opponent	Score	RPI S	Opponent	Score		
			33 H Northern Ariz.	0	3	56 A Idaho St.	0	3	129 N Utah	1	3		
			44 N Wyoming	1	3	61 N New Mexico St.	0	3	139 A North Dakota	0	3		
					72 A Temple	0	3	139 H North Dakota	0	3			
					76 A Sacramento St.	0	3	151 A Northern Colo.	1	3			
					87 A Denver	1	3	151 H Northern Colo.	2	3			
					89 A Gonzaga	0	3	173 A Idaho	1	3			
								173 H Idaho	2	3			
								177 N Duquesne	1	3			
								183 H Southern Utah	0	3			
								189 A Eastern Wash.	3	1			
						189 H Eastern Wash.	3	2					
						205 A Air Force	3	2					
						215 A Portland St.	3	1					
						227 N Abilene Christian	3	1					
						229 N Ill.-Chicago	3	2					
						267 N Binghamton	2	3					
						270 N Northeastern	3	1					
						274 H Weber St.	1	3					
						304 A Montana St.	1	3					
						304 H Montana St.	3	0					
<hr/>													
LAST 10 GAMES													
304 H Montana St.					3	0	189 A Eastern Wash.					3	1
56 A Idaho St.					0	3	76 A Sacramento St.					0	3
139 H North Dakota					0	3	215 A Portland St.					3	1
151 H Northern Colo.					2	3	189 H Eastern Wash.					3	2
173 A Idaho					1	3	173 H Idaho					2	3

Non-Div. I Games:

Montana



Average RPI Win:		230	WON-LOST RECORD		WINNING PCT. RANK		LAST 10 GAMES		STRENGTH OF SCHEDULE		OPP. STRENGTH OF SCHEDULE		TEAM RPI		ADJ RPI		CONF. RPI		ADJ CONF. RPI						
Average RPI Loss:		118																							
DIV. I ONLY			6- 26		.1875 312		1- 9		127		101		262		.43466 261		10		10						
DIV. I NON-CONF.			4- 10		.28571 265		0- 0		182		90		240		.44369 240		10		10						
TOTALS		RPI 1-25		RPI 26-50		W-L RECORDS		RPI 51-100		RPI 101-150		RPI 150+													
6- 26		0- 3		0- 4		OVERALL		0- 3		0- 6		6- 10													
4- 10		0- 1		0- 2		HOME		0- 0		0- 3		4- 4													
0- 12		0- 2		0- 2		AWAY		0- 0		0- 2		0- 6													
2- 4		0- 0		0- 0		NEUTRAL		0- 3		0- 1		2- 0													
4- 10		0- 1		0- 0		NON-CONFERENCE		0- 3		0- 3		4- 3													
2- 3		0- 0		0- 0		HOME		0- 0		0- 2		2- 1													
0- 3		0- 1		0- 0		AWAY		0- 0		0- 0		0- 2													
2- 4		0- 0		0- 0		NEUTRAL		0- 3		0- 1		2- 0													
2- 16		0- 2		0- 4		CONFERENCE		0- 0		0- 3		2- 7													
2- 7		0- 1		0- 2		HOME		0- 0		0- 1		2- 3													
0- 9		0- 1		0- 2		AWAY		0- 0		0- 2		0- 4													
0- 0		0- 0		0- 0		NEUTRAL		0- 0		0- 0		0- 0													
RPI	S	Opponent		Score		RPI	S	Opponent		Score		RPI	S	Opponent		Score									
3	A	Southern California		0	3	43	A	Boise St.		0	3	56	N	Idaho St.		0	3	106	A	New Mexico	0	3			
20	A	Colorado St.		0	3	43	H	Boise St.		0	3	80	N	Pepperdine		0	3	116	H	San Francisco	0	3			
20	H	Colorado St.		0	3	44	A	Wyoming		1	3	92	N	Indiana		1	3	129	H	Utah	1	3			
						44	H	Wyoming		1	3							145	A	San Diego St.	0	3			
																		145	H	San Diego St.	2	3			
																		147	N	Houston	1	3			
																		151	A	Northern Colo.	0	3			
																		157	A	UNLV	1	3			
																		157	H	UNLV	2	3			
																		167	A	Texas Tech	0	3			
																		183	H	Southern Utah	1	3			
																		185	A	Nevada	0	3			
																		185	H	Nevada	3	1			
																		198	H	Utah Valley	3	2			
																		204	A	Fresno St.	0	3			
																		204	H	Fresno St.	1	3			
																		205	H	Air Force	1	3			
																		230	A	San Jose St.	0	3			
																		230	H	San Jose St.	3	0			
																		234	H	Middle Tenn.	3	1			
																		239	N	Eastern Ky.	3	1			
																		292	N	La.-Lafayette	3	0			
LAST 10 GAMES																									
				43	A	Boise St.	0	3	230	A	San Jose St.	0	3												
				205	H	Air Force	1	3	204	A	Fresno St.	0	3												
				106	A	New Mexico	0	3	157	A	UNLV	1	3												
				145	H	San Diego St.	2	3	20	H	Colorado St.	0	3												
				185	H	Nevada	3	1	44	H	Wyoming	1	3												

Non-Div. I Games:

Utah St.

Average RPI Win: 272		WON-LOST RECORD		WINNING PCT. RANK		LAST 10 GAMES		STRENGTH OF SCHEDULE		OPP. STRENGTH OF SCHEDULE		TEAM RPI		ADJ RPI		CONF. RPI		ADJ CONF. RPI	
DIV. I ONLY		8- 24		.25 286		1- 9		177		170		263		.43307 262		7		7	
DIV. I NON-CONF.		6- 8		.42857 192		0- 0		278		291		266		.42336 266		8		8	
TOTALS		RPI 1-25		RPI 26-50		W-L RECORDS		RPI 51-100		RPI 101-150		RPI 150+							
8- 24		0- 0		0- 8		OVERALL		0- 2		0- 5		8- 9							
4- 8		0- 0		0- 4		HOME		0- 1		0- 2		4- 1							
2- 12		0- 0		0- 4		AWAY		0- 1		0- 3		2- 4							
2- 4		0- 0		0- 0		NEUTRAL		0- 0		0- 0		2- 4							
6- 8		0- 0		0- 0		NON-CONFERENCE		0- 0		0- 1		6- 7							
2- 1		0- 0		0- 0		HOME		0- 0		0- 0		2- 1							
2- 3		0- 0		0- 0		AWAY		0- 0		0- 1		2- 2							
2- 4		0- 0		0- 0		NEUTRAL		0- 0		0- 0		2- 4							
2- 16		0- 0		0- 8		CONFERENCE		0- 2		0- 4		2- 2							
2- 7		0- 0		0- 4		HOME		0- 1		0- 2		2- 0							
0- 9		0- 0		0- 4		AWAY		0- 1		0- 2		0- 2							
0- 0		0- 0		0- 0		NEUTRAL		0- 0		0- 0		0- 0							
RPI S	Opponent	Score		RPI S	Opponent	Score		RPI S	Opponent	Score		RPI S	Opponent	Score					
				28 A	Wichita St.	0	3	69 A	Illinois St.	0	3	112 A	Tennessee	1	3				
				28 H	Wichita St.	0	3	69 H	Illinois St.	0	3	113 A	Loyola Chicago	1	3				
				34 A	Missouri St.	0	3					113 H	Loyola Chicago	0	3				
				34 H	Missouri St.	0	3					149 A	Indiana St.	1	3				
				40 A	Southern Ill.	0	3					149 H	Indiana St.	1	3				
				40 H	Southern Ill.	1	3					163 N	Omaha	2	3				
				45 A	UNI	2	3					188 H	Northern Ky.	0	3				
				45 H	UNI	0	3					202 N	Eastern Ill.	0	3				
												206 A	Drake	0	3				
												206 H	Drake	3	1				
												210 A	DePaul	1	3				
												230 N	San Jose St.	1	3				
												231 A	Wright St.	0	3				
												259 A	Central Mich.	3	1				
												271 N	Tennessee Tech	3	2				
												272 N	Niagara	3	1				
												273 A	Austin Peay	3	2				
												275 A	Bradley	2	3				
												275 H	Bradley	3	1				
												290 N	Toledo	2	3				
												310 H	Jackson St.	3	0				
												313 H	Western Ill.	3	0				
				LAST 10 GAMES															
				28 A	Wichita St.	0	3	34 H	Missouri St.	0	3								
				34 A	Missouri St.	0	3	113 A	Loyola Chicago	1	3								
				69 H	Illinois St.	0	3	275 A	Bradley	2	3								
				149 H	Indiana St.	1	3	206 H	Drake	3	1								
				40 A	Southern Ill.	0	3	45 H	UNI	0	3								

Non-Div. I Games:

Evansville

E  
l  
o  
n

Elon					Through Games Of Through Nov. 28, 2015							
Average RPI Win: 283 Average RPI Loss: 129		WON-LOST RECORD	WINNING PCT. RANK	LAST 10 GAMES	STRENGTH OF SCHEDULE	OPP. STRENGTH OF SCHEDULE	TEAM RPI	ADJ RPI	CONF. RPI	ADJ CONF. RPI		
DIV. I ONLY		7- 23	.23333 293	4- 6	144	225	265	.43228 263	12	12		
DIV. I NON-CONF.		4- 10	.28571 265	1- 0	213	298	277	.4149 278	13	13		
TOTALS		RPI 1-25	RPI 26-50		W-L RECORDS		RPI 51-100		RPI 101-150		RPI 150+	
7- 23	0- 0	0- 0		OVERALL		0- 9		0- 7		7- 7		
5- 9	0- 0	0- 0		HOME		0- 4		0- 2		5- 3		
1- 11	0- 0	0- 0		AWAY		0- 5		0- 2		1- 4		
1- 3	0- 0	0- 0		NEUTRAL		0- 0		0- 3		1- 0		
4- 10	0- 0	0- 0		NON-CONFERENCE		0- 1		0- 5		4- 4		
3- 3	0- 0	0- 0		HOME		0- 0		0- 1		3- 2		
0- 4	0- 0	0- 0		AWAY		0- 1		0- 1		0- 2		
1- 3	0- 0	0- 0		NEUTRAL		0- 0		0- 3		1- 0		
3- 13	0- 0	0- 0		CONFERENCE		0- 8		0- 2		3- 3		
2- 6	0- 0	0- 0		HOME		0- 4		0- 1		2- 1		
1- 7	0- 0	0- 0		AWAY		0- 4		0- 1		1- 2		
0- 0	0- 0	0- 0		NEUTRAL		0- 0		0- 0		0- 0		
RPI S	Opponent	Score	RPI S	Opponent	Score	RPI S	Opponent	Score	RPI S	Opponent	Score	
						58 A	UNCW	0 3	101 N	Kennesaw St.	0 3	
						58 H	UNCW	0 3	107 A	Hofstra	2 3	
						75 A	James Madison	1 3	107 H	Hofstra	2 3	
						75 H	James Madison	0 3	109 N	Washington St.	0 3	
						81 A	Virginia Tech	0 3	113 N	Loyola Chicago	1 3	
						82 A	Towson	0 3	119 H	UNCG	1 3	
						82 H	Towson	1 3	123 A	Valparaiso	0 3	
						86 A	Col. of Charleston	0 3	175 H	Wake Forest	1 3	
						86 H	Col. of Charleston	1 3	179 A	Delaware	2 3	
									179 H	Delaware	1 3	
									180 A	High Point	2 3	
									217 A	Radford	2 3	
									243 H	Davidson	3 0	
									246 A	William & Mary	3 1	
									246 H	William & Mary	3 0	
									270 A	Northeastern	1 3	
									270 H	Northeastern	3 0	
									305 H	Charleston So.	1 3	
									320 H	N.C. A&T	3 0	
									328 H	N.C. Central	3 0	
									331 N	Savannah St.	3 0	
LAST 10 GAMES												
						270 H	Northeastern	3 0	246 H	William & Mary	3 0	
						107 H	Hofstra	2 3	75 A	James Madison	1 3	
						58 A	UNCW	0 3	82 A	Towson	0 3	
						86 A	Col. of Charleston	0 3	320 H	N.C. A&T	3 0	
						179 A	Delaware	2 3	246 A	William & Mary	3 1	

Non-Div. I Games:

Elon

E  
l  
o  
n

Average RPI Win: 281		WON-LOST RECORD	WINNING PCT. RANK		LAST 10 GAMES	STRENGTH OF SCHEDULE	OPP. STRENGTH OF SCHEDULE	TEAM RPI	ADJ RPI	CONF. RPI	ADJ CONF. RPI	
Average RPI Loss: 152												
DIV. I ONLY		9- 20	.31034	264	7- 3	210	247	261	.43176	264	25	25
DIV. I NON-CONF.		2- 11	.15385	301	0- 0	197	170	296	.39919	295	25	26
<hr/>												
TOTALS		RPI 1-25		RPI 26-50		W-L RECORDS		RPI 51-100		RPI 101-150		RPI 150+
9- 20	0- 0			0- 1	OVERALL		0- 5		0- 5		9- 9	
5- 7	0- 0			0- 0	HOME		0- 2		0- 2		5- 3	
2- 9	0- 0			0- 0	AWAY		0- 3		0- 1		2- 5	
2- 4	0- 0			0- 1	NEUTRAL		0- 0		0- 2		2- 1	
<hr/>												
2- 11	0- 0			0- 1	NON-CONFERENCE		0- 3		0- 3		2- 4	
0- 4	0- 0			0- 0	HOME		0- 1		0- 1		0- 2	
0- 3	0- 0			0- 0	AWAY		0- 2		0- 0		0- 1	
2- 4	0- 0			0- 1	NEUTRAL		0- 0		0- 2		2- 1	
<hr/>												
7- 9	0- 0			0- 0	CONFERENCE		0- 2		0- 2		7- 5	
5- 3	0- 0			0- 0	HOME		0- 1		0- 1		5- 1	
2- 6	0- 0			0- 0	AWAY		0- 1		0- 1		2- 4	
0- 0	0- 0			0- 0	NEUTRAL		0- 0		0- 0		0- 0	
<hr/>												
RPI S	Opponent	Score	RPI S	Opponent	Score	RPI S	Opponent	Score	RPI S	Opponent	Score	
			48 N	Oregon	0 3	57 A	Syracuse	1 3	104 H	George Washington	0 3	
						72 A	Temple	0 3	121 A	Army West Point	2 3	
						77 A	American	1 3	121 H	Army West Point	0 3	
						77 H	American	0 3	125 N	St. John's (NY)	0 3	
						100 H	Maryland	2 3	143 N	New Hampshire	2 3	
									156 A	Lehigh	1 3	
									156 H	Lehigh	3 1	
									167 H	Texas Tech	0 3	
									199 A	Colgate	0 3	
									199 H	Colgate	2 3	
									205 H	Air Force	1 3	
									232 A	Bucknell	2 3	
									232 H	Bucknell	3 2	
									233 N	Buffalo	0 3	
									294 N	Canisius	3 1	
									298 A	Akron	0 3	
									300 A	Lafayette	3 0	
									300 H	Lafayette	3 0	
									308 A	Loyola Maryland	3 0	
									308 H	Loyola Maryland	3 0	
									311 A	Holy Cross	2 3	
									311 H	Holy Cross	3 1	
									317 N	Saint Francis (PA)	3 1	
			LAST 10 GAMES									
			308 A	Loyola Maryland	3 0	77 A	American	1 3				
			300 A	Lafayette	3 0	232 H	Bucknell	3 2				
			311 H	Holy Cross	3 1	156 H	Lehigh	3 1				
			121 H	Army West Point	0 3	300 H	Lafayette	3 0				
			199 A	Colgate	0 3	308 H	Loyola Maryland	3 0				

Non-Div. I Games:

Navy

Average RPI Win:	269	WON-LOST	WINNING	LAST 10	STRENGTH OF	OPP. STRENGTH	TEAM	ADJ	CONF.	ADJ CONF.	
Average RPI Loss:	171	RECORD	PCT. RANK	GAMES	SCHEDULE	OF SCHEDULE	RPI	RPI	RPI	RPI	
DIV. I ONLY	10- 20	.33333	246	3- 7	242	258	264	.43163	265	27	27
DIV. I NON-CONF.	4- 9	.30769	259	0- 0	183	178	244	.44189	241	26	25
<hr/>											
TOTALS	RPI 1-25	RPI 26-50		W-L RECORDS		RPI 51-100		RPI 101-150		RPI 150+	
10- 20	0- 1	0- 1		OVERALL		0- 5		0- 1		10- 12	
5- 6	0- 1	0- 0		HOME		0- 2		0- 0		5- 3	
3- 10	0- 0	0- 1		AWAY		0- 3		0- 0		3- 6	
2- 4	0- 0	0- 0		NEUTRAL		0- 0		0- 1		2- 3	
<hr/>											
4- 9	0- 1	0- 1		NON-CONFERENCE		0- 2		0- 1		4- 4	
0- 3	0- 1	0- 0		HOME		0- 1		0- 0		0- 1	
2- 2	0- 0	0- 1		AWAY		0- 1		0- 0		2- 0	
2- 4	0- 0	0- 0		NEUTRAL		0- 0		0- 1		2- 3	
<hr/>											
6- 11	0- 0	0- 0		CONFERENCE		0- 3		0- 0		6- 8	
5- 3	0- 0	0- 0		HOME		0- 1		0- 0		5- 2	
1- 8	0- 0	0- 0		AWAY		0- 2		0- 0		1- 6	
0- 0	0- 0	0- 0		NEUTRAL		0- 0		0- 0		0- 0	
<hr/>											
RPI S	Opponent	Score		RPI S	Opponent	Score		RPI S	Opponent	Score	
16 H	Arkansas St.	0	3	40 A	Southern Ill.	0	3	60 A	Arkansas	0	3
								71 H	Saint Louis	1	3
								99 A	Murray St.	0	3
								99 A	Murray St.	0	3
								99 H	Murray St.	0	3
								120 N	Texas-Arlington	0	3
								159 H	UMKC	0	3
								169 A	Belmont	0	3
								196 N	UTEP	2	3
								202 A	Eastern Ill.	2	3
								202 H	Eastern Ill.	3	2
210 N	DePaul	2	3								
214 N	USC Upstate	1	3								
239 H	Eastern Ky.	3	1								
240 A	Tennessee St.	3	2								
269 A	UT Martin	0	3								
269 H	UT Martin	0	3								
271 A	Tennessee Tech	0	3								
273 A	Austin Peay	2	3								
273 H	Austin Peay	3	1								
275 A	Bradley	3	2								
278 N	Northwestern St.	3	1								
279 H	Morehead St.	3	1								
289 A	SIUE	1	3								
289 H	SIUE	3	0								
295 H	Jacksonville St.	2	3								
306 N	Citadel	3	2								
312 A	Gardner-Webb	3	0								
				LAST 10 GAMES							
				99 A	Murray St.	0	3	289 H	SIUE	3	0
				295 H	Jacksonville St.	2	3	202 H	Eastern Ill.	3	2
				269 A	UT Martin	0	3	169 A	Belmont	0	3
				99 A	Murray St.	0	3	240 A	Tennessee St.	3	2
273 A	Austin Peay	2	3	202 A	Eastern Ill.	2	3				

Non-Div. I Games:

Southeast Mo. St.

C  
o  
l  
u  
m  
b  
i  
a

Columbia					Through Games Of Through Nov. 28, 2015							
Average RPI Win: 230 Average RPI Loss: 175		WON-LOST RECORD	WINNING PCT. RANK	LAST 10 GAMES	STRENGTH OF SCHEDULE	OPP. STRENGTH OF SCHEDULE	TEAM RPI	ADJ RPI	CONF. RPI	ADJ CONF. RPI		
DIV. I ONLY		7- 16	.30435 268	4- 6	223	241	266	.43105 266	23	23		
DIV. I NON-CONF.		2- 7	.22222 282	0- 0	229	199	293	.40402 291	23	23		
<hr/>												
TOTALS		RPI 1-25	RPI 26-50		W-L RECORDS		RPI 51-100		RPI 101-150		RPI 150+	
7- 16	0- 0		0- 0		OVERALL		0- 1		1- 5		6- 10	
5- 5	0- 0		0- 0		HOME		0- 1		1- 1		4- 3	
2- 7	0- 0		0- 0		AWAY		0- 0		0- 2		2- 5	
0- 4	0- 0		0- 0		NEUTRAL		0- 0		0- 2		0- 2	
<hr/>												
2- 7	0- 0		0- 0		NON-CONFERENCE		0- 1		0- 2		2- 4	
2- 1	0- 0		0- 0		HOME		0- 1		0- 0		2- 0	
0- 2	0- 0		0- 0		AWAY		0- 0		0- 0		0- 2	
0- 4	0- 0		0- 0		NEUTRAL		0- 0		0- 2		0- 2	
<hr/>												
5- 9	0- 0		0- 0		CONFERENCE		0- 0		1- 3		4- 6	
3- 4	0- 0		0- 0		HOME		0- 0		1- 1		2- 3	
2- 5	0- 0		0- 0		AWAY		0- 0		0- 2		2- 3	
0- 0	0- 0		0- 0		NEUTRAL		0- 0		0- 0		0- 0	
<hr/>												
RPI S	Opponent	Score	RPI S	Opponent	Score	RPI S	Opponent	Score	RPI S	Opponent	Score	
						77 H	American	0 3	102 N	Rhode Island	0 3	
									121 N	Army West Point	0 3	
									144 A	Harvard	0 3	
									144 H	Harvard	3 1	
									146 A	Princeton	0 3	
									146 H	Princeton	1 3	
									160 A	Dartmouth	1 3	
									160 H	Dartmouth	2 3	
									165 A	Yale	1 3	
									165 H	Yale	3 2	
									167 N	Texas Tech	0 3	
									171 A	Stephen F. Austin	0 3	
									194 A	Penn	3 1	
									194 H	Penn	0 3	
									238 A	Stony Brook	1 3	
									252 A	Brown	2 3	
									252 H	Brown	3 0	
									270 H	Northeastern	3 2	
									277 N	South Dakota St.	2 3	
									285 A	Cornell	3 1	
									285 H	Cornell	2 3	
									297 H	NJIT	3 0	
<hr/>												
			LAST 10 GAMES									
			146 H	Princeton	1 3	252 H	Brown	3 0				
			194 H	Penn	0 3	285 H	Cornell	2 3				
			144 A	Harvard	0 3	160 H	Dartmouth	2 3				
			160 A	Dartmouth	1 3	144 H	Harvard	3 1				
			165 H	Yale	3 2	194 A	Penn	3 1				

C  
o  
l  
u  
m  
b  
i  
a

Non-Div. I Games:

Columbia

Average RPI Win: 269		WON-LOST	WINNING	LAST 10	STRENGTH OF		OPP. STRENGTH	TEAM	ADJ	CONF.	ADJ CONF.		
Average RPI Loss: 161		RECORD	PCT. RANK	GAMES	SCHEDULE		OF SCHEDULE	RPI	RPI	RPI	RPI		
DIV. I ONLY		9- 19	.32143	257	5- 5		229	266	267	.43059	267	28	28
DIV. I NON-CONF.		3- 12	.2	286	0- 1		123	198	253	.42987	254	28	28
TOTALS		RPI 1-25	RPI 26-50		W-L RECORDS		RPI 51-100		RPI 101-150		RPI 150+		
9- 19	0- 0	0- 0		OVERALL		0- 5		0- 7		9- 7			
4- 3	0- 0	0- 0		HOME		0- 0		0- 2		4- 1			
2- 9	0- 0	0- 0		AWAY		0- 3		0- 3		2- 3			
3- 7	0- 0	0- 0		NEUTRAL		0- 2		0- 2		3- 3			
3- 12	0- 0	0- 0		NON-CONFERENCE		0- 5		0- 2		3- 5			
0- 1	0- 0	0- 0		HOME		0- 0		0- 0		0- 1			
0- 4	0- 0	0- 0		AWAY		0- 3		0- 0		0- 1			
3- 7	0- 0	0- 0		NEUTRAL		0- 2		0- 2		3- 3			
6- 7	0- 0	0- 0		CONFERENCE		0- 0		0- 5		6- 2			
4- 2	0- 0	0- 0		HOME		0- 0		0- 2		4- 0			
2- 5	0- 0	0- 0		AWAY		0- 0		0- 3		2- 2			
0- 0	0- 0	0- 0		NEUTRAL		0- 0		0- 0		0- 0			
RPI S	Opponent	Score	RPI S	Opponent	Score	RPI S	Opponent	Score	RPI S	Opponent	Score		
						67 A	Cleveland St.	0 3	113 N	Loyola Chicago	0 3		
						72 A	Temple	0 3	134 A	Albany (NY)	0 3		
						82 N	Towson	0 3	134 H	Albany (NY)	2 3		
						85 N	Cincinnati	0 3	137 N	Seton Hall	2 3		
						93 A	Fla. Atlantic	0 3	143 A	New Hampshire	0 3		
									143 A	New Hampshire	1 3		
									143 H	New Hampshire	0 3		
									177 N	Duquesne	3 2		
									207 H	Siena	2 3		
									212 N	Stetson	3 2		
									224 N	Ga. Southern	0 3		
									238 A	Stony Brook	0 3		
									238 H	Stony Brook	3 2		
									244 A	UMBC	1 3		
									244 H	UMBC	3 1		
									255 N	Bethune-Cookman	2 3		
									259 N	Central Mich.	2 3		
									260 N	Montana	3 2		
									285 A	Cornell	1 3		
									318 A	Hartford	3 1		
									318 H	Hartford	3 0		
									327 A	UMass Lowell	3 0		
									327 H	UMass Lowell	3 2		
LAST 10 GAMES													
						143 A	New Hampshire	0 3	327 A	UMass Lowell	3 0		
						327 A	UMass Lowell	0 3	134 A	Albany (NY)	0 3		
						238 H	Siena	2 3	207 H	Siena	2 3		
						244 H	UMass Lowell	3 2	327 H	UMass Lowell	3 2		
						318 A	UMBC	1 3	244 A	UMBC	1 3		

Non-Div. I Games:

Binghamton

Average RPI Win:	265	WON-LOST	WINNING	LAST 10	STRENGTH OF	OPP. STRENGTH	TEAM	ADJ	CONF.	ADJ CONF.	
Average RPI Loss:	150	RECORD	PCT. RANK	GAMES	SCHEDULE	OF SCHEDULE	RPI	RPI	RPI	RPI	
DIV. I ONLY	7- 19	.26923	282	3- 7	200	238	270	.42707	268	15	15
DIV. I NON-CONF.	4- 6	.4	216	0- 0	235	317	252	.43366	252	14	14
<hr/>											
TOTALS	RPI 1-25	RPI 26-50		W-L RECORDS		RPI 51-100		RPI 101-150		RPI 150+	
7- 19	0- 1	0- 0		OVERALL		0- 3		0- 6		7- 9	
3- 9	0- 1	0- 0		HOME		0- 1		0- 4		3- 3	
2- 8	0- 0	0- 0		AWAY		0- 1		0- 2		2- 5	
2- 2	0- 0	0- 0		NEUTRAL		0- 1		0- 0		2- 1	
<hr/>											
4- 6	0- 0	0- 0		NON-CONFERENCE		0- 1		0- 1		4- 4	
1- 3	0- 0	0- 0		HOME		0- 0		0- 1		1- 2	
1- 1	0- 0	0- 0		AWAY		0- 0		0- 0		1- 1	
2- 2	0- 0	0- 0		NEUTRAL		0- 1		0- 0		2- 1	
<hr/>											
3- 13	0- 1	0- 0		CONFERENCE		0- 2		0- 5		3- 5	
2- 6	0- 1	0- 0		HOME		0- 1		0- 3		2- 1	
1- 7	0- 0	0- 0		AWAY		0- 1		0- 2		1- 4	
0- 0	0- 0	0- 0		NEUTRAL		0- 0		0- 0		0- 0	
<hr/>											
RPI S	Opponent	Score	RPI S	Opponent	Score	RPI S	Opponent	Score	RPI S	Opponent	Score
16 H	Arkansas St.	0 <b>3</b>				79 A	Appalachian St.	1 <b>3</b>	101 H	Kennesaw St.	2 <b>3</b>
						79 H	Appalachian St.	1 <b>3</b>	103 A	Texas St.	1 <b>3</b>
						99 N	Murray St.	0 <b>3</b>	103 H	Texas St.	0 <b>3</b>
									114 H	Little Rock	1 <b>3</b>
									120 A	Texas-Arlington	1 <b>3</b>
									120 H	Texas-Arlington	2 <b>3</b>
									162 A	South Ala.	2 <b>3</b>
									162 H	South Ala.	3 0
									174 A	Troy	1 <b>3</b>
									180 A	High Point	3 2
									204 N	Fresno St.	2 <b>3</b>
									210 H	DePaul	1 <b>3</b>
									217 H	Radford	2 <b>3</b>
									218 A	Western Caro.	2 <b>3</b>
									224 A	Ga. Southern	0 <b>3</b>
									224 H	Ga. Southern	2 <b>3</b>
									249 A	La.-Monroe	3 0
									292 A	La.-Lafayette	0 <b>3</b>
									292 H	La.-Lafayette	3 1
									308 N	Loyola Maryland	3 0
									329 N	South Carolina St.	3 0
									332 H	Grambling	3 0
<hr/>											
			LAST 10 GAMES								
			249 A	La.-Monroe	3 0		162 H	South Ala.	3 0		
			292 A	La.-Lafayette	0 <b>3</b>		79 H	Appalachian St.	1 <b>3</b>		
			224 H	Ga. Southern	2 <b>3</b>		120 H	Texas-Arlington	2 <b>3</b>		
			16 H	Arkansas St.	0 <b>3</b>		79 A	Appalachian St.	1 <b>3</b>		
			292 H	La.-Lafayette	3 1		114 H	Little Rock	1 <b>3</b>		

Non-Div. I Games:

Georgia St.



Average RPI Win:		264	WON-LOST RECORD		WINNING PCT. RANK		LAST 10 GAMES		STRENGTH OF SCHEDULE		OPP. STRENGTH OF SCHEDULE		TEAM RPI		ADJ RPI		CONF. RPI		ADJ CONF. RPI				
DIV. I ONLY			9- 24		.27273 281		2- 8		182		260		268		.42622 269		27		27				
DIV. I NON-CONF.			4- 13		.23529 278		0- 0		98		211		233		.44902 234		26		25				
TOTALS		RPI 1-25		RPI 26-50		W-L RECORDS		RPI 51-100		RPI 101-150		RPI 150+											
9- 24		0- 2		0- 1		OVERALL		1- 4		0- 3		8- 14											
4- 4		0- 0		0- 0		HOME		0- 1		0- 0		4- 3											
3- 11		0- 0		0- 1		AWAY		1- 2		0- 2		2- 6											
2- 9		0- 2		0- 0		NEUTRAL		0- 1		0- 1		2- 5											
4- 13		0- 2		0- 1		NON-CONFERENCE		1- 2		0- 3		3- 5											
0- 0		0- 0		0- 0		HOME		0- 0		0- 0		0- 0											
2- 4		0- 0		0- 1		AWAY		1- 1		0- 2		1- 0											
2- 9		0- 2		0- 0		NEUTRAL		0- 1		0- 1		2- 5											
5- 11		0- 0		0- 0		CONFERENCE		0- 2		0- 0		5- 9											
4- 4		0- 0		0- 0		HOME		0- 1		0- 0		4- 3											
1- 7		0- 0		0- 0		AWAY		0- 1		0- 0		1- 6											
0- 0		0- 0		0- 0		NEUTRAL		0- 0		0- 0		0- 0											
RPI	S	Opponent		Score		RPI	S	Opponent		Score		RPI	S	Opponent		Score		RPI	S	Opponent		Score	
13	N	Western Ky.		0	3	40	A	Southern Ill.		0	3	71	A	Saint Louis		0	3	108	A	Georgia Tech		0	3
22	N	Dayton		0	3							83	N	Coastal Caro.		0	3	139	N	North Dakota		0	3
												95	A	Ole Miss		3	2	149	A	Indiana St.		0	3
												99	A	Murray St.		1	3	169	A	Belmont		1	3
												99	H	Murray St.		0	3	191	N	McNeese St.		2	3
																		195	N	Eastern Mich.		2	3
																		202	A	Eastern Ill.		1	3
																		202	H	Eastern Ill.		2	3
																		207	N	Siena		1	3
																		214	N	USC Upstate		1	3
																		239	H	Eastern Ky.		3	1
																		240	A	Tennessee St.		2	3
																		265	A	Southeast Mo. St.		3	0
																		265	H	Southeast Mo. St.		3	0
																		271	H	Tennessee Tech		2	3
																		273	A	Austin Peay		1	3
																		273	H	Austin Peay		3	0
																		279	H	Morehead St.		0	3
																		280	N	IPFW		1	3
																		289	A	SIUE		2	3
																		289	H	SIUE		3	1
																		295	A	Jacksonville St.		0	3
																		306	N	Citadel		3	1
																		316	A	Alabama A&M		3	2
																		326	N	Ark.-Pine Bluff		3	0
LAST 10 GAMES																							
						271	H	Tennessee Tech		2	3	289	H	SIUE		3	1	306	N	Citadel		3	1
						265	H	Southeast Mo. St.		3	0	240	A	Tennessee St.		2	3	316	A	Alabama A&M		3	2
						273	A	Austin Peay		1	3	169	A	Belmont		1	3	326	N	Ark.-Pine Bluff		3	0
						99	A	Murray St.		1	3	289	A	SIUE		2	3						
						202	H	Eastern Ill.		2	3	202	A	Eastern Ill.		1	3						

Non-Div. I Games:

UT Martin

Average RPI Win: 236		WON-LOST	WINNING	LAST 10	STRENGTH OF		OPP. STRENGTH	TEAM	ADJ	CONF.	ADJ CONF.
Average RPI Loss: 141		RECORD	PCT. RANK	GAMES	SCHEDULE		OF SCHEDULE	RPI	RPI	RPI	RPI
DIV. I ONLY		6- 25	.19355	308	2- 8		152	174	274	.42591	270
DIV. I NON-CONF.		3- 12	.2	286	0- 0		228	203	299	.39839	296
TOTALS		RPI 1-25	RPI 26-50		W-L RECORDS		RPI 51-100		RPI 101-150		RPI 150+
6- 25	0- 0	0- 1		OVERALL		1- 9		0- 5		5- 10	
4- 6	0- 0	0- 0		HOME		1- 3		0- 2		3- 1	
0- 13	0- 0	0- 0		AWAY		0- 4		0- 2		0- 7	
2- 6	0- 0	0- 1		NEUTRAL		0- 2		0- 1		2- 2	
3- 12	0- 0	0- 1		NON-CONFERENCE		0- 2		0- 3		3- 6	
1- 1	0- 0	0- 0		HOME		0- 0		0- 1		1- 0	
0- 5	0- 0	0- 0		AWAY		0- 0		0- 1		0- 4	
2- 6	0- 0	0- 1		NEUTRAL		0- 2		0- 1		2- 2	
3- 13	0- 0	0- 0		CONFERENCE		1- 7		0- 2		2- 4	
3- 5	0- 0	0- 0		HOME		1- 3		0- 1		2- 1	
0- 8	0- 0	0- 0		AWAY		0- 4		0- 1		0- 3	
0- 0	0- 0	0- 0		NEUTRAL		0- 0		0- 0		0- 0	
RPI S	Opponent	Score	RPI S	Opponent	Score	RPI S	Opponent	Score	RPI S	Opponent	Score
			39 N	Arizona St.	0 3	58 A	UNCW	2 3	107 A	Hofstra	0 3
						58 H	UNCW	2 3	107 H	Hofstra	2 3
						61 N	New Mexico St.	0 3	138 N	UConn	0 3
						75 A	James Madison	1 3	143 H	New Hampshire	2 3
						75 H	James Madison	3 2	144 A	Harvard	1 3
						77 N	American	0 3	167 N	Texas Tech	0 3
						82 A	Towson	1 3	168 A	Boston College	0 3
						82 H	Towson	1 3	171 A	Stephen F. Austin	0 3
						86 A	Col. of Charleston	1 3	179 A	Delaware	1 3
						86 H	Col. of Charleston	1 3	179 H	Delaware	3 1
									205 A	Air Force	1 3
									246 A	William & Mary	1 3
									246 H	William & Mary	1 3
									260 N	Montana	1 3
									263 A	Elon	0 3
									263 H	Elon	3 1
									266 A	Columbia	2 3
									277 N	South Dakota St.	3 2
									297 N	NJIT	3 1
									327 H	UMass Lowell	3 2
LAST 10 GAMES											
			263 A	Elon	0 3	107 A	Hofstra	0 3			
			246 A	William & Mary	1 3	58 H	UNCW	2 3			
			82 H	Towson	1 3	86 H	Col. of Charleston	1 3			
			179 H	Delaware	3 1	86 A	Col. of Charleston	1 3			
			75 H	James Madison	3 2	179 A	Delaware	1 3			

Non-Div. I Games:

Northeastern

Average RPI Win: 259		WON-LOST RECORD		WINNING PCT. RANK		LAST 10 GAMES		STRENGTH OF SCHEDULE		OPP. STRENGTH OF SCHEDULE		TEAM RPI		ADJ RPI		CONF. RPI		ADJ CONF. RPI	
Average RPI Loss: 184																			
DIV. I ONLY		10- 21		.32258 251		5- 5		256		263		272		.42557 271		27		27	
DIV. I NON-CONF.		2- 11		.15385 301		0- 0		149		215		283		.409 282		26		25	
TOTALS		RPI 1-25		RPI 26-50		W-L RECORDS		RPI 51-100		RPI 101-150		RPI 150+							
10- 21		0- 0		0- 0		OVERALL		0- 3		0- 5		10- 13							
5- 6		0- 0		0- 0		HOME		0- 2		0- 0		5- 4							
3- 8		0- 0		0- 0		AWAY		0- 0		0- 2		3- 6							
2- 7		0- 0		0- 0		NEUTRAL		0- 1		0- 3		2- 3							
2- 11		0- 0		0- 0		NON-CONFERENCE		0- 2		0- 5		2- 4							
1- 2		0- 0		0- 0		HOME		0- 1		0- 0		1- 1							
0- 3		0- 0		0- 0		AWAY		0- 0		0- 2		0- 1							
1- 6		0- 0		0- 0		NEUTRAL		0- 1		0- 3		1- 2							
8- 10		0- 0		0- 0		CONFERENCE		0- 1		0- 0		8- 9							
4- 4		0- 0		0- 0		HOME		0- 1		0- 0		4- 3							
3- 5		0- 0		0- 0		AWAY		0- 0		0- 0		3- 5							
1- 1		0- 0		0- 0		NEUTRAL		0- 0		0- 0		1- 1							
RPI S	Opponent	Score		RPI S	Opponent	Score		RPI S	Opponent	Score		RPI S	Opponent	Score					
								70 N	Auburn	0	3	112 A	Tennessee	1	3				
								82 H	Towson	0	3	114 N	Little Rock	0	3				
								99 H	Murray St.	1	3	119 N	UNCG	2	3				
												127 A	Memphis	0	3				
												140 N	North Florida	0	3				
												169 A	Belmont	1	3				
												169 H	Belmont	3	2				
												169 N	Belmont	1	3				
												173 H	Idaho	0	3				
												202 A	Eastern Ill.	0	3				
												202 N	Eastern Ill.	3	2				
												218 H	Western Caro.	3	1				
												231 A	Wright St.	0	3				
												239 A	Eastern Ky.	1	3				
												239 H	Eastern Ky.	1	3				
												240 A	Tennessee St.	1	3				
												240 H	Tennessee St.	2	3				
												262 N	Evansville	2	3				
												265 H	Southeast Mo. St.	3	0				
												269 A	UT Martin	3	2				
												272 N	Niagara	1	3				
												273 H	Austin Peay	3	0				
												279 A	Morehead St.	1	3				
												279 H	Morehead St.	3	1				
												289 A	SIUE	3	2				
												295 A	Jacksonville St.	3	1				
												295 H	Jacksonville St.	1	3				
LAST 10 GAMES																			
				169 N	Belmont	1	3	240 H	Tennessee St.	2	3	279 A	Morehead St.	1	3				
				202 N	Eastern Ill.	3	2	99 H	Murray St.	1	3	279 H	Morehead St.	3	1				
				269 A	UT Martin	3	2	273 H	Austin Peay	3	0	289 A	SIUE	3	2				
				295 A	Jacksonville St.	3	1	279 A	Morehead St.	1	3	295 A	Jacksonville St.	3	1				
				169 H	Belmont	3	2	239 A	Eastern Ky.	1	3	295 H	Jacksonville St.	1	3				

Non-Div. I Games:

Tennessee Tech

RPI	S	Opponent	Score	
326	N	Ark.-Pine Bluff	3	0

Tennessee Tech

T  
e  
n  
n  
e  
s  
s  
e  
e  
T  
e  
c  
h

T  
e  
n  
n  
e  
s  
s  
e  
e  
T  
e  
c  
h

Average RPI Win:	285	WON-LOST RECORD	WINNING PCT. RANK	LAST 10 GAMES	STRENGTH OF SCHEDULE	OPP. STRENGTH OF SCHEDULE	TEAM RPI	ADJ RPI	CONF. RPI	ADJ CONF. RPI	
Average RPI Loss:	217										
DIV. I ONLY	13- 17	.43333	207	6- 4	292	303	269	.42529	272	30	30
DIV. I NON-CONF.	3- 7	.3	263	0- 0	313	245	310	.37582	310	30	30
<hr/>											
TOTALS	RPI 1-25	RPI 26-50		W-L RECORDS	RPI 51-100		RPI 101-150		RPI 150+		
13- 17	0- 0	0- 0		OVERALL	0- 1		0- 0		13- 16		
6- 3	0- 0	0- 0		HOME	0- 0		0- 0		6- 3		
4- 8	0- 0	0- 0		AWAY	0- 0		0- 0		4- 8		
3- 6	0- 0	0- 0		NEUTRAL	0- 1		0- 0		3- 5		
<hr/>											
3- 7	0- 0	0- 0		NON-CONFERENCE	0- 1		0- 0		3- 6		
0- 0	0- 0	0- 0		HOME	0- 0		0- 0		0- 0		
1- 2	0- 0	0- 0		AWAY	0- 0		0- 0		1- 2		
2- 5	0- 0	0- 0		NEUTRAL	0- 1		0- 0		2- 4		
<hr/>											
10- 10	0- 0	0- 0		CONFERENCE	0- 0		0- 0		10- 10		
6- 3	0- 0	0- 0		HOME	0- 0		0- 0		6- 3		
3- 6	0- 0	0- 0		AWAY	0- 0		0- 0		3- 6		
1- 1	0- 0	0- 0		NEUTRAL	0- 0		0- 0		1- 1		
<hr/>											
RPI S	Opponent	Score	RPI S	Opponent	Score	RPI S	Opponent	Score	RPI S	Opponent	Score
						89 N	Gonzaga	0 3	164 A	Fairfield	1 3
						164 H	Fairfield	3 2			
						183 N	Southern Utah	0 3			
						184 A	Marist	0 3			
						184 H	Marist	1 3			
						184 N	Marist	0 3			
						203 N	Robert Morris	0 3			
						207 A	Siena	1 3			
						207 H	Siena	2 3			
						207 N	Siena	3 0			
						222 N	Georgetown	0 3			
						231 A	Wright St.	1 3			
						256 A	Manhattan	1 3			
						256 H	Manhattan	1 3			
						262 N	Evansville	1 3			
						271 N	Tennessee Tech	3 1			
						276 A	Grand Canyon	0 3			
						282 A	Fordham	3 1			
						283 A	Rider	1 3			
						283 H	Rider	3 0			
						294 A	Canisius	3 1			
						294 H	Canisius	3 0			
						296 A	Iona	0 3			
						296 H	Iona	3 2			
						305 N	Charleston So.	3 2			
324 A	Saint Peter's	3 0									
324 H	Saint Peter's	3 0									
			LAST 10 GAMES								
184 N Marist			0 3	184 A Marist			0 3	296 A Iona			0 3
207 N Siena			3 0	164 A Fairfield			1 3	296 H Iona			3 2
283 H Rider			3 0	330 A Quinnipiac			3 1	305 N Charleston So.			3 2
324 H Saint Peter's			3 0	294 A Canisius			3 1	324 A Saint Peter's			3 0
207 A Siena			1 3	296 H Iona			3 2	324 H Saint Peter's			3 0

**Non-Div. I Games:**

Niagara

RPI	S	Opponent	Score	
330	A	Quinnipiac	3	1
330	H	Quinnipiac	3	0

Niagara

N  
i  
a  
g  
a  
r  
a

N  
i  
a  
g  
a  
r  
a

Average RPI Win: 258		WON-LOST RECORD		WINNING PCT. RANK		LAST 10 GAMES		STRENGTH OF SCHEDULE		OPP. STRENGTH OF SCHEDULE		TEAM RPI		ADJ RPI		CONF. RPI		ADJ CONF. RPI	
DIV. I ONLY		10- 22		.3125 261		4- 6		248		265		273		.42186 273		27		27	
DIV. I NON-CONF.		6- 10		.375 234		1- 0		151		232		215		.46116 217		26		25	
TOTALS		RPI 1-25		RPI 26-50		W-L RECORDS		RPI 51-100		RPI 101-150		RPI 150+							
10- 22		0- 1		0- 1		OVERALL		0- 4		1- 3		9- 13							
4- 6		0- 0		0- 0		HOME		0- 1		0- 1		4- 4							
1- 13		0- 1		0- 1		AWAY		0- 2		0- 1		1- 8							
5- 3		0- 0		0- 0		NEUTRAL		0- 1		1- 1		4- 1							
6- 10		0- 1		0- 1		NON-CONFERENCE		0- 2		1- 3		5- 3							
0- 2		0- 0		0- 0		HOME		0- 0		0- 1		0- 1							
1- 5		0- 1		0- 1		AWAY		0- 1		0- 1		1- 1							
5- 3		0- 0		0- 0		NEUTRAL		0- 1		1- 1		4- 1							
4- 12		0- 0		0- 0		CONFERENCE		0- 2		0- 0		4- 10							
4- 4		0- 0		0- 0		HOME		0- 1		0- 0		4- 3							
0- 8		0- 0		0- 0		AWAY		0- 1		0- 0		0- 7							
0- 0		0- 0		0- 0		NEUTRAL		0- 0		0- 0		0- 0							
RPI S	Opponent	Score		RPI S	Opponent	Score		RPI S	Opponent	Score		RPI S	Opponent	Score					
13 A	Western Ky.	0 3		35 A	Purdue	0 3		52 N	Ohio	0 3		111 N	Southern Miss.	3 2					
								78 A	Chattanooga	0 3		127 A	Memphis	1 3					
								99 A	Murray St.	0 3		131 N	Mississippi St.	0 3					
								99 H	Murray St.	0 3		139 H	North Dakota	1 3					
												155 N	FIU	3 0					
												169 H	Belmont	0 3					
												185 N	VCU	1 3					
												202 A	Eastern Ill.	1 3					
												202 H	Eastern Ill.	1 3					
												239 H	Eastern Ky.	3 0					
												240 H	Tennessee St.	2 3					
												262 H	Evansville	2 3					
												265 A	Southeast Mo. St.	1 3					
												265 H	Southeast Mo. St.	3 2					
												269 A	UT Martin	0 3					
												269 H	UT Martin	3 1					
												271 A	Tennessee Tech	0 3					
												279 A	Morehead St.	0 3					
												289 A	SIUE	1 3					
												289 H	SIUE	3 2					
												291 A	UAB	0 3					
												291 N	UAB	3 0					
												295 A	Jacksonville St.	2 3					
												312 N	Gardner-Webb	3 2					
												316 A	Alabama A&M	3 2					
												331 N	Savannah St.	3 0					
				LAST 10 GAMES															
				239 H	Eastern Ky.	3 0		295 A	Jacksonville St.	2 3		295 A	Jacksonville St.	2 3					
				99 H	Murray St.	0 3		271 A	Tennessee Tech	0 3		312 N	Gardner-Webb	3 2					
				269 H	UT Martin	3 1		289 A	SIUE	1 3		316 A	Alabama A&M	3 2					
				265 H	Southeast Mo. St.	3 2		202 A	Eastern Ill.	1 3		331 N	Savannah St.	3 0					
				316 A	Alabama A&M	3 2		169 H	Belmont	0 3									

Non-Div. I Games:

Austin Peay

Average RPI Win:	275	WON-LOST RECORD	WINNING PCT. RANK	LAST 10 GAMES	STRENGTH OF SCHEDULE	OPP. STRENGTH OF SCHEDULE	TEAM RPI	ADJ RPI	CONF. RPI	ADJ CONF. RPI	
DIV. I ONLY		6- 22	.21429 299	1- 9	189	194	275	.42129 274	19	18	
DIV. I NON-CONF.		4- 8	.33333 249	0- 1	255	230	274	.41965 274	16	15	
<hr/>											
TOTALS	RPI 1-25	RPI 26-50		W-L RECORDS	RPI 51-100		RPI 101-150		RPI 150+		
6- 22	0- 0	0- 3		OVERALL	0- 5		0- 2		6- 12		
1- 8	0- 0	0- 1		HOME	0- 2		0- 0		1- 5		
2- 12	0- 0	0- 2		AWAY	0- 3		0- 1		2- 6		
3- 2	0- 0	0- 0		NEUTRAL	0- 0		0- 1		3- 1		
<hr/>											
4- 8	0- 0	0- 1		NON-CONFERENCE	0- 1		0- 1		4- 5		
0- 1	0- 0	0- 0		HOME	0- 0		0- 0		0- 1		
1- 5	0- 0	0- 1		AWAY	0- 1		0- 0		1- 3		
3- 2	0- 0	0- 0		NEUTRAL	0- 0		0- 1		3- 1		
<hr/>											
2- 14	0- 0	0- 2		CONFERENCE	0- 4		0- 1		2- 7		
1- 7	0- 0	0- 1		HOME	0- 2		0- 0		1- 4		
1- 7	0- 0	0- 1		AWAY	0- 2		0- 1		1- 3		
0- 0	0- 0	0- 0		NEUTRAL	0- 0		0- 0		0- 0		
<hr/>											
RPI S	Opponent	Score	RPI S	Opponent	Score	RPI S	Opponent	Score	RPI S	Opponent	Score
			33 A	Northern Ariz.	1 <span>3</span>	56 A	Idaho St.	0 <span>3</span>	117 N	Miami (OH)	1 <span>3</span>
			33 H	Northern Ariz.	1 <span>3</span>	56 H	Idaho St.	1 <span>3</span>	139 A	North Dakota	0 <span>3</span>
			37 A	Santa Clara	0 <span>3</span>	64 A	Colorado	0 <span>3</span>	151 A	Northern Colo.	0 <span>3</span>
						76 A	Sacramento St.	1 <span>3</span>	173 H	Idaho	1 <span>3</span>
						76 H	Sacramento St.	0 <span>3</span>	183 A	Southern Utah	1 <span>3</span>
									183 H	Southern Utah	0 <span>3</span>
									185 A	Nevada	2 <span>3</span>
									189 H	Eastern Wash.	0 <span>3</span>
									198 H	Utah Valley	0 <span>3</span>
									205 A	Air Force	2 <span>3</span>
									215 A	Portland St.	0 <span>3</span>
									215 H	Portland St.	2 <span>3</span>
									225 N	George Mason	3 1
									230 A	San Jose St.	0 <span>3</span>
									235 N	UC Riverside	1 <span>3</span>
									256 N	Manhattan	3 0
									260 A	Montana	3 1
									275 A	Bradley	3 1
									304 H	Montana St.	3 0
									327 N	UMass Lowell	3 0
<hr/>											
LAST 10 GAMES											
			56 H	Idaho St.	1 <span>3</span>	183 H	Southern Utah	0 <span>3</span>			
			304 H	Montana St.	3 0	198 H	Utah Valley	0 <span>3</span>			
			215 A	Portland St.	0 <span>3</span>	189 H	Eastern Wash.	0 <span>3</span>			
			76 A	Sacramento St.	1 <span>3</span>	173 H	Idaho	1 <span>3</span>			
			33 H	Northern Ariz.	1 <span>3</span>	183 A	Southern Utah	1 <span>3</span>			

Non-Div. I Games:

Weber St.



Average RPI Win: 255		WON-LOST	WINNING	LAST 10	STRENGTH OF		OPP. STRENGTH	TEAM	ADJ	CONF.	ADJ CONF.
Average RPI Loss: 133		RECORD	PCT. RANK	GAMES	SCHEDULE		OF SCHEDULE	RPI	RPI	RPI	RPI
DIV. I ONLY		6- 24	.2 304	1- 9	191		142	276	.41933 275	7	7
DIV. I NON-CONF.		5- 7	.41667 204	0- 0	311		270	288	.40594 288	8	8
TOTALS		RPI 1-25	RPI 26-50	W-L RECORDS	RPI 51-100		RPI 101-150	RPI 150+			
6- 24	0- 0		0- 8	OVERALL	0- 2		0- 4	6- 10			
3- 12	0- 0		0- 4	HOME	0- 1		0- 2	3- 5			
1- 10	0- 0		0- 4	AWAY	0- 1		0- 2	1- 3			
2- 2	0- 0		0- 0	NEUTRAL	0- 0		0- 0	2- 2			
5- 7	0- 0		0- 0	NON-CONFERENCE	0- 0		0- 0	5- 7			
2- 4	0- 0		0- 0	HOME	0- 0		0- 0	2- 4			
1- 1	0- 0		0- 0	AWAY	0- 0		0- 0	1- 1			
2- 2	0- 0		0- 0	NEUTRAL	0- 0		0- 0	2- 2			
1- 17	0- 0		0- 8	CONFERENCE	0- 2		0- 4	1- 3			
1- 8	0- 0		0- 4	HOME	0- 1		0- 2	1- 1			
0- 9	0- 0		0- 4	AWAY	0- 1		0- 2	0- 2			
0- 0	0- 0		0- 0	NEUTRAL	0- 0		0- 0	0- 0			
RPI S	Opponent	Score	RPI S	Opponent	Score	RPI S	Opponent	Score	RPI S	Opponent	Score
			28 A	Wichita St.	0 3	69 A	Illinois St.	1 3	113 A	Loyola Chicago	0 3
			28 H	Wichita St.	0 3	69 H	Illinois St.	0 3	113 H	Loyola Chicago	0 3
			34 A	Missouri St.	0 3				149 A	Indiana St.	0 3
			34 H	Missouri St.	0 3				149 H	Indiana St.	0 3
			40 A	Southern Ill.	1 3				159 A	UMKC	0 3
			40 H	Southern Ill.	1 3				163 N	Omaha	0 3
			45 A	UNI	0 3				170 N	Green Bay	3 0
			45 H	UNI	0 3				196 H	UTEP	0 3
									206 A	Drake	0 3
									206 H	Drake	1 3
									210 H	DePaul	0 3
									226 N	Youngstown St.	3 2
									256 H	Manhattan	3 2
									262 A	Evansville	1 3
									262 H	Evansville	3 2
									265 H	Southeast Mo. St.	2 3
									274 H	Weber St.	1 3
									289 N	SIUE	0 3
									290 A	Toledo	3 2
									327 H	UMass Lowell	3 0
			LAST 10 GAMES								
			206 A	Drake	0 3	69 A	Illinois St.	1 3			
			45 A	UNI	0 3	40 H	Southern Ill.	1 3			
			28 H	Wichita St.	0 3	262 H	Evansville	3 2			
			34 H	Missouri St.	0 3	113 A	Loyola Chicago	0 3			
			149 A	Indiana St.	0 3	34 A	Missouri St.	0 3			

Non-Div. I Games:

Bradley



Average RPI Win:	272	WON-LOST RECORD	WINNING PCT. RANK	LAST 10 GAMES	STRENGTH OF SCHEDULE	OPP. STRENGTH OF SCHEDULE	TEAM RPI	ADJ RPI	CONF. RPI	ADJ CONF. RPI	
DIV. I ONLY		5- 27	.15625 319	3- 7	147	146	278	.41811 277	22	22	
DIV. I NON-CONF.		1- 15	.0625 316	0- 0	100	65	275	.41887 275	21	21	
<hr/>											
TOTALS	RPI 1-25	RPI 26-50		W-L RECORDS	RPI 51-100		RPI 101-150		RPI 150+		
5- 27	0- 1	0- 3		OVERALL	0- 6		0- 6		5- 11		
3- 6	0- 0	0- 0		HOME	0- 1		0- 2		3- 3		
1- 13	0- 1	0- 1		AWAY	0- 2		0- 3		1- 6		
1- 8	0- 0	0- 2		NEUTRAL	0- 3		0- 1		1- 2		
1- 15	0- 1	0- 3		NON-CONFERENCE	0- 4		0- 2		1- 5		
0- 1	0- 0	0- 0		HOME	0- 0		0- 0		0- 1		
0- 6	0- 1	0- 1		AWAY	0- 1		0- 1		0- 2		
1- 8	0- 0	0- 2		NEUTRAL	0- 3		0- 1		1- 2		
4- 12	0- 0	0- 0		CONFERENCE	0- 2		0- 4		4- 6		
3- 5	0- 0	0- 0		HOME	0- 1		0- 2		3- 2		
1- 7	0- 0	0- 0		AWAY	0- 1		0- 2		1- 4		
0- 0	0- 0	0- 0		NEUTRAL	0- 0		0- 0		0- 0		
<hr/>											
RPI S	Opponent	Score	RPI S	Opponent	Score	RPI S	Opponent	Score	RPI S	Opponent	Score
8 A	Kansas	0 3	28 A	Wichita St.	0 3	66 N	Pacific	0 3	103 N	Texas St.	1 3
			29 N	Illinois	0 3	87 A	Denver	0 3	115 A	IUPUI	0 3
			34 N	Missouri St.	0 3	87 H	Denver	0 3	115 H	IUPUI	0 3
						89 N	Gonzaga	0 3	124 A	North Dakota St.	0 3
						91 N	Iowa	0 3	124 H	North Dakota St.	2 3
						94 A	Northern Ill.	0 3	139 A	North Dakota	0 3
									159 A	UMKC	0 3
									163 A	Omaha	0 3
									163 H	Omaha	1 3
									167 N	Texas Tech	0 3
									171 A	Stephen F. Austin	0 3
									182 A	Oral Roberts	2 3
									182 H	Oral Roberts	2 3
									187 A	South Dakota	1 3
									187 H	South Dakota	3 0
									206 H	Drake	0 3
									266 N	Columbia	3 2
									270 N	Northeastern	2 3
									280 A	IPFW	0 3
									280 H	IPFW	3 0
									313 A	Western Ill.	3 1
									313 H	Western Ill.	3 0
<hr/>											
			LAST 10 GAMES								
			313 H	Western Ill.	3 0	115 H	IUPUI	0 3			
			124 H	North Dakota St.	2 3	182 A	Oral Roberts	2 3			
			187 A	South Dakota	1 3	87 H	Denver	0 3			
			163 A	Omaha	0 3	124 A	North Dakota St.	0 3			
			280 H	IPFW	3 0	313 A	Western Ill.	3 1			

Non-Div. I Games:

South Dakota St.

Average RPI Win:	249	WON-LOST RECORD	WINNING PCT. RANK	LAST 10 GAMES	STRENGTH OF SCHEDULE	OPP. STRENGTH OF SCHEDULE	TEAM RPI	ADJ RPI	CONF. RPI	ADJ CONF. RPI	
DIV. I ONLY		7- 22	.24138 289	4- 6	234	217	285	.41676 278	24	24	
DIV. I NON-CONF.		2- 11	.15385 301	0- 0	169	154	281	.41044 280	24	24	
<hr/>											
TOTALS	RPI 1-25	RPI 26-50		W-L RECORDS	RPI 51-100		RPI 101-150		RPI 150+		
7- 22	0- 0	0- 0		OVERALL	0- 5		0- 4		7- 13		
4- 5	0- 0	0- 0		HOME	0- 1		0- 0		4- 4		
2- 10	0- 0	0- 0		AWAY	0- 3		0- 1		2- 6		
1- 7	0- 0	0- 0		NEUTRAL	0- 1		0- 3		1- 3		
<hr/>											
2- 11	0- 0	0- 0		NON-CONFERENCE	0- 4		0- 3		2- 4		
1- 0	0- 0	0- 0		HOME	0- 0		0- 0		1- 0		
0- 4	0- 0	0- 0		AWAY	0- 3		0- 0		0- 1		
1- 7	0- 0	0- 0		NEUTRAL	0- 1		0- 3		1- 3		
<hr/>											
5- 11	0- 0	0- 0		CONFERENCE	0- 1		0- 1		5- 9		
3- 5	0- 0	0- 0		HOME	0- 1		0- 0		3- 4		
2- 6	0- 0	0- 0		AWAY	0- 0		0- 1		2- 5		
0- 0	0- 0	0- 0		NEUTRAL	0- 0		0- 0		0- 0		
<hr/>											
RPI S	Opponent	Score	RPI S	Opponent	Score	RPI S	Opponent	Score	RPI S	Opponent	Score
						60 A	Arkansas	0 3	109 N	Washington St.	0 3
						65 H	A&M-Corpus Christi	0 3	111 N	Southern Miss.	0 3
						86 N	Col. of Charleston	1 3	120 N	Texas-Arlington	1 3
						90 A	Alabama	0 3	135 A	Central Ark.	0 3
						95 A	Ole Miss	0 3	167 A	Texas Tech	0 3
									171 A	Stephen F. Austin	0 3
									171 H	Stephen F. Austin	3 0
									181 H	Houston Baptist	0 3
									182 N	Oral Roberts	1 3
									191 H	McNeese St.	0 3
									197 A	Sam Houston St.	0 3
									197 H	Sam Houston St.	2 3
									215 N	Portland St.	2 3
									220 A	Lamar	3 0
									227 A	Abilene Christian	0 3
									227 H	Abilene Christian	2 3
									240 N	Tennessee St.	3 1
									250 A	Southeastern La.	1 3
									251 A	New Orleans	3 1
									265 N	Southeast Mo. St.	1 3
			281 A	Incarnate Word	2 3						
			281 H	Incarnate Word	3 2						
			287 H	Nicholls St.	3 0						
			292 H	La.-Lafayette	3 2						
<hr/>											
			LAST 10 GAMES								
			227 H	Abilene Christian	2 3	220 A	Lamar	3 0			
			281 H	Incarnate Word	3 2	250 A	Southeastern La.	1 3			
			171 A	Stephen F. Austin	0 3	251 A	New Orleans	3 1			
			135 A	Central Ark.	0 3	171 H	Stephen F. Austin	3 0			
			197 A	Sam Houston St.	0 3	65 H	A&M-Corpus Christi	0 3			

Non-Div. I Games:

Northwestern St.

Average RPI Win: 275		WON-LOST	WINNING	LAST 10	STRENGTH OF		OPP. STRENGTH	TEAM	ADJ	CONF.	ADJ CONF.
Average RPI Loss: 195		RECORD	PCT. RANK	GAMES	SCHEDULE		OF SCHEDULE	RPI	RPI	RPI	RPI
DIV. I ONLY		10- 21	.32258	251	4- 6		269	279	279	.41655	279
DIV. I NON-CONF.		3- 11	.21429	284	0- 0		193	270	287	.40664	285
TOTALS		RPI 1-25	RPI 26-50		W-L RECORDS		RPI 51-100		RPI 101-150		RPI 150+
10- 21	0- 0	0- 0		OVERALL		0- 1		0- 4		10- 16	
7- 6	0- 0	0- 0		HOME		0- 0		0- 2		7- 4	
2- 10	0- 0	0- 0		AWAY		0- 1		0- 1		2- 8	
1- 5	0- 0	0- 0		NEUTRAL		0- 0		0- 1		1- 4	
3- 11	0- 0	0- 0		NON-CONFERENCE		0- 0		0- 4		3- 7	
2- 3	0- 0	0- 0		HOME		0- 0		0- 2		2- 1	
0- 4	0- 0	0- 0		AWAY		0- 0		0- 1		0- 3	
1- 4	0- 0	0- 0		NEUTRAL		0- 0		0- 1		1- 3	
7- 10	0- 0	0- 0		CONFERENCE		0- 1		0- 0		7- 9	
5- 3	0- 0	0- 0		HOME		0- 0		0- 0		5- 3	
2- 6	0- 0	0- 0		AWAY		0- 1		0- 0		2- 5	
0- 1	0- 0	0- 0		NEUTRAL		0- 0		0- 0		0- 1	
RPI S	Opponent	Score	RPI S	Opponent	Score	RPI S	Opponent	Score	RPI S	Opponent	Score
						99 A Murray St.		0 3	109 A Washington St.		0 3
									128 H ETSU		1 3
									136 H Samford		0 3
									149 N Indiana St.		2 3
									156 A Lehigh		1 3
									158 H Marshall		0 3
									169 A Belmont		0 3
									169 H Belmont		2 3
									169 N Belmont		0 3
									184 N Marist		1 3
									192 N Ball St.		1 3
									198 N Utah Valley		0 3
									202 H Eastern Ill.		3 2
									231 A Wright St.		1 3
									239 A Eastern Ky.		0 3
									239 H Eastern Ky.		0 3
									240 A Tennessee St.		1 3
									240 H Tennessee St.		3 2
									265 A Southeast Mo. St.		1 3
									269 A UT Martin		3 0
									271 A Tennessee Tech		1 3
									271 H Tennessee Tech		3 1
						169 N Belmont		0 3	273 H Austin Peay		3 0
						99 A Murray St.		0 3	289 H SIUE		1 3
						239 H Eastern Ky.		0 3	294 H Canisius		3 0
						202 H Eastern Ill.		3 2	295 A Jacksonville St.		3 1
						289 H SIUE		1 3	295 H Jacksonville St.		3 0
						LAST 10 GAMES					
						240 A Tennessee St.		1 3			
						169 A Belmont		0 3			
						271 H Tennessee Tech		3 1			
						295 H Jacksonville St.		3 0			
						295 A Jacksonville St.		3 1			

Non-Div. I Games:

Morehead St.

RPI	S	Opponent	Score	
298	H	Akron	3	2
300	A	Lafayette	2	3
315	N	Fairleigh Dickinson	3	2

Morehead St.

M  
o  
r  
e  
h  
e  
a  
d  
s  
t  
.

M  
o  
r  
e  
h  
e  
a  
d  
s  
t  
.

Average RPI Win: 255		WON-LOST RECORD	WINNING PCT. RANK		LAST 10 GAMES	STRENGTH OF SCHEDULE		OPP. STRENGTH OF SCHEDULE		TEAM RPI	ADJ RPI		CONF. RPI	ADJ CONF. RPI
Average RPI Loss: 163														
DIV. I ONLY		7- 25	.21875	296	1- 9	198		239		288	.4163	280	22	22
DIV. I NON-CONF.		3- 13	.1875	292	0- 1	143		248		278	.41598	277	21	21
TOTALS		RPI 1-25	RPI 26-50		W-L RECORDS		RPI 51-100		RPI 101-150		RPI 150+			
7- 25	0- 0	0- 0		OVERALL		0- 3		0- 8		7- 14				
3- 9	0- 0	0- 0		HOME		0- 1		0- 2		3- 6				
2- 11	0- 0	0- 0		AWAY		0- 1		0- 5		2- 5				
2- 5	0- 0	0- 0		NEUTRAL		0- 1		0- 1		2- 3				
3- 13	0- 0	0- 0		NON-CONFERENCE		0- 1		0- 4		3- 8				
1- 3	0- 0	0- 0		HOME		0- 0		0- 0		1- 3				
0- 5	0- 0	0- 0		AWAY		0- 0		0- 3		0- 2				
2- 5	0- 0	0- 0		NEUTRAL		0- 1		0- 1		2- 3				
4- 12	0- 0	0- 0		CONFERENCE		0- 2		0- 4		4- 6				
2- 6	0- 0	0- 0		HOME		0- 1		0- 2		2- 3				
2- 6	0- 0	0- 0		AWAY		0- 1		0- 2		2- 3				
0- 0	0- 0	0- 0		NEUTRAL		0- 0		0- 0		0- 0				
RPI S	Opponent	Score	RPI S	Opponent	Score	RPI S	Opponent	Score	RPI S	Opponent	Score			
						87 A Denver	0	3	113 N Loyola Chicago	0	3			
						87 H Denver	0	3	115 A IUPUI	0	3			
						99 N Murray St.	0	3	115 H IUPUI	2	3			
									117 A Miami (OH)	0	3			
									123 A Valparaiso	1	3			
									124 A North Dakota St.	0	3			
									124 H North Dakota St.	0	3			
									149 A Indiana St.	0	3			
									161 H Western Mich.	1	3			
									163 A Omaha	3	2			
									163 H Omaha	1	3			
									170 N Green Bay	2	3			
									182 A Oral Roberts	0	3			
									182 H Oral Roberts	1	3			
									187 A South Dakota	0	3			
									187 H South Dakota	2	3			
									188 N Northern Ky.	3	0			
									192 A Ball St.	2	3			
									195 N Eastern Mich.	1	3			
									202 H Eastern Ill.	0	3			
									229 H Ill.-Chicago	1	3			
									231 N Wright St.	1	3			
									258 A Bowling Green	2	3			
									259 H Central Mich.	3	1			
									269 N UT Martin	3	1			
									277 A South Dakota St.	0	3			
									277 H South Dakota St.	3	0			
LAST 10 GAMES														
						187 H South Dakota	2	3	277 A South Dakota St.	0	3			
						163 H Omaha	1	3	182 H Oral Roberts	1	3			
						313 H Western Ill.	3	0	115 H IUPUI	2	3			
						87 A Denver	0	3	123 A Valparaiso	1	3			
						124 A North Dakota St.	0	3	187 A South Dakota	0	3			

Non-Div. I Games:

IPFW

RPI	S	Opponent	Score	
313	A	Western Ill.	3	2
313	H	Western Ill.	3	0

I  
P  
F  
W

I  
P  
F  
W

IPFW



Average RPI Win:	242	WON-LOST	WINNING	LAST 10	STRENGTH OF	OPP. STRENGTH	TEAM	ADJ	CONF.	ADJ CONF.		
Average RPI Loss:	184	RECORD	PCT. RANK	GAMES	SCHEDULE	OF SCHEDULE	RPI	RPI	RPI	RPI		
DIV. I ONLY		8- 17	.32	260	4- 6	279	234	280	.41627	281	24	24
DIV. I NON-CONF.		2- 7	.22222	282	0- 0	267	210	304	.38908	302	24	24
<hr/>												
TOTALS	RPI 1-25	RPI 26-50		W-L RECORDS		RPI 51-100		RPI 101-150		RPI 150+		
8- 17	0- 0	0- 1		OVERALL		0- 2		0- 1		8- 13		
5- 3	0- 0	0- 0		HOME		0- 0		0- 0		5- 3		
2- 9	0- 0	0- 0		AWAY		0- 2		0- 1		2- 6		
1- 5	0- 0	0- 1		NEUTRAL		0- 0		0- 0		1- 4		
<hr/>												
2- 7	0- 0	0- 1		NON-CONFERENCE		0- 1		0- 0		2- 5		
0- 0	0- 0	0- 0		HOME		0- 0		0- 0		0- 0		
1- 2	0- 0	0- 0		AWAY		0- 1		0- 0		1- 1		
1- 5	0- 0	0- 1		NEUTRAL		0- 0		0- 0		1- 4		
<hr/>												
6- 10	0- 0	0- 0		CONFERENCE		0- 1		0- 1		6- 8		
5- 3	0- 0	0- 0		HOME		0- 0		0- 0		5- 3		
1- 7	0- 0	0- 0		AWAY		0- 1		0- 1		1- 5		
0- 0	0- 0	0- 0		NEUTRAL		0- 0		0- 0		0- 0		
<hr/>												
RPI S	Opponent	Score	RPI S	Opponent	Score	RPI S	Opponent	Score	RPI S	Opponent	Score	
			49 N	TCU	0 3	65 A	A&M-Corpus Christi	0 3	135 A	Central Ark.	0 3	
						80 A	Pepperdine	0 3	154 N	North Carolina St.	2 3	
									171 A	Stephen F. Austin	3 2	
									171 H	Stephen F. Austin	2 3	
									181 A	Houston Baptist	1 3	
									191 A	McNeese St.	2 3	
									191 H	McNeese St.	3 2	
									197 H	Sam Houston St.	0 3	
									198 N	Utah Valley	1 3	
									216 N	UC Santa Barbara	0 3	
									220 H	Lamar	3 1	
									227 A	Abilene Christian	1 3	
									227 H	Abilene Christian	1 3	
									230 N	San Jose St.	1 3	
									237 A	Tulane	1 3	
									248 A	UTRGV	3 0	
									250 H	Southeastern La.	3 1	
									251 H	New Orleans	3 0	
									278 A	Northwestern St.	2 3	
									278 H	Northwestern St.	3 2	
									287 A	Nicholls St.	2 3	
									325 N	Southern U.	3 0	
<hr/>												
			LAST 10 GAMES									
			171 A	Stephen F. Austin	3 2	191 H	McNeese St.	3 2				
			278 A	Northwestern St.	2 3	251 H	New Orleans	3 0				
			191 A	McNeese St.	2 3	250 H	Southeastern La.	3 1				
			287 A	Nicholls St.	2 3	181 A	Houston Baptist	1 3				
			227 H	Abilene Christian	1 3	65 A	A&M-Corpus Christi	0 3				

**Non-Div. I Games:**

Incarnate Word

Average RPI Win: 275		WON-LOST	WINNING	LAST 10	STRENGTH OF		OPP. STRENGTH	TEAM	ADJ	CONF.	ADJ CONF.
Average RPI Loss: 178		RECORD	PCT. RANK	GAMES	SCHEDULE		OF SCHEDULE	RPI	RPI	RPI	RPI
DIV. I ONLY		8- 23	.25806	285	1- 9		212	262	277	.41588	282
DIV. I NON-CONF.		6- 11	.35294	246	0- 1		269	315	286	.40419	289
TOTALS		RPI 1-25	RPI 26-50		W-L RECORDS		RPI 51-100		RPI 101-150		RPI 150+
8- 23	0- 2	0- 0		OVERALL		0- 3		0- 3		8- 15	
4- 9	0- 1	0- 0		HOME		0- 1		0- 1		4- 6	
3- 9	0- 1	0- 0		AWAY		0- 2		0- 2		3- 4	
1- 5	0- 0	0- 0		NEUTRAL		0- 0		0- 0		1- 5	
6- 11	0- 0	0- 0		NON-CONFERENCE		0- 1		0- 0		6- 10	
2- 4	0- 0	0- 0		HOME		0- 0		0- 0		2- 4	
3- 2	0- 0	0- 0		AWAY		0- 1		0- 0		3- 1	
1- 5	0- 0	0- 0		NEUTRAL		0- 0		0- 0		1- 5	
2- 12	0- 2	0- 0		CONFERENCE		0- 2		0- 3		2- 5	
2- 5	0- 1	0- 0		HOME		0- 1		0- 1		2- 2	
0- 7	0- 1	0- 0		AWAY		0- 1		0- 2		0- 3	
0- 0	0- 0	0- 0		NEUTRAL		0- 0		0- 0		0- 0	
RPI S	Opponent	Score		RPI S	Opponent	Score		RPI S	Opponent	Score	
22 A	Dayton	0	3					71 A	Saint Louis	0	3
22 H	Dayton	0	3					71 H	Saint Louis	0	3
								96 A	FGCU	0	3
								102 A	Rhode Island	1	3
								102 H	Rhode Island	1	3
								104 A	George Washington	0	3
								156 H	Lehigh	0	3
								177 H	Duquesne	1	3
								180 N	High Point	0	3
								185 A	VCU	2	3
								185 H	VCU	3	0
								203 H	Robert Morris	0	3
								222 H	Georgetown	3	2
								225 A	George Mason	0	3
								238 H	Stony Brook	0	3
								243 A	Davidson	0	3
								243 H	Davidson	1	3
								244 A	UMBC	0	3
								251 N	New Orleans	1	3
								256 A	Manhattan	3	1
								272 H	Niagara	1	3
								283 N	Rider	3	0
								286 N	Coppin St.	1	3
								288 N	Morgan St.	1	3
								299 H	La Salle	3	2
								309 N	Presbyterian	1	3
								314 H	St. Francis Brooklyn	3	0
								317 A	Saint Francis (PA)	3	2
								324 A	Saint Peter's	3	1
LAST 10 GAMES											
243 A	Davidson	0	3	104 A	George Washington	0	3	309 N	Presbyterian	1	3
185 A	VCU	2	3	225 A	George Mason	0	3	314 H	St. Francis Brooklyn	3	0
102 H	Rhode Island	1	3	102 A	Rhode Island	1	3	317 A	Saint Francis (PA)	3	2
22 H	Dayton	0	3	156 H	Lehigh	0	3	324 A	Saint Peter's	3	1
71 H	Saint Louis	0	3	299 H	La Salle	3	2				

Non-Div. I Games:

Fordham

Loss, Non-Conf, S Site, H Home, A Away, N Neutral Page 307

RPI	S	Opponent	Score	
324	A	Saint Peter's	3	0
324	H	Saint Peter's	3	0
327	N	UMass Lowell	3	1
327	N	UMass Lowell	3	1
330	A	Quinnipiac	3	0
330	H	Quinnipiac	3	1

Rider

R  
i  
d  
e  
r

R  
i  
d  
e  
r

Average RPI Win:		316	WON-LOST RECORD		WINNING PCT. RANK		LAST 10 GAMES		STRENGTH OF SCHEDULE		OPP. STRENGTH OF SCHEDULE		TEAM RPI		ADJ RPI		CONF. RPI		ADJ CONF. RPI																																																																						
Average RPI Loss:		135																																																																																							
DIV. I ONLY			8- 21		.27586		279		4- 6		243		275		284		.41457		284																																																																						
DIV. I NON-CONF.			0- 17		0		319		0- 3		55		57		268		.42413		264																																																																						
TOTALS			RPI 1-25		RPI 26-50		W-L RECORDS		RPI 51-100		RPI 101-150		RPI 150+																																																																												
8- 21			0- 2		0- 2		OVERALL		0- 6		0- 2		8- 9																																																																												
4- 7			0- 2		0- 0		HOME		0- 3		0- 1		4- 1																																																																												
4- 9			0- 0		0- 2		AWAY		0- 1		0- 1		4- 4																																																																												
0- 5			0- 0		0- 0		NEUTRAL		0- 2		0- 0		0- 3																																																																												
0- 17			0- 2		0- 2		NON-CONFERENCE		0- 6		0- 2		0- 5																																																																												
0- 6			0- 2		0- 0		HOME		0- 3		0- 1		0- 0																																																																												
0- 7			0- 0		0- 2		AWAY		0- 1		0- 1		0- 3																																																																												
0- 4			0- 0		0- 0		NEUTRAL		0- 2		0- 0		0- 2																																																																												
8- 4			0- 0		0- 0		CONFERENCE		0- 0		0- 0		8- 4																																																																												
4- 1			0- 0		0- 0		HOME		0- 0		0- 0		4- 1																																																																												
4- 2			0- 0		0- 0		AWAY		0- 0		0- 0		4- 2																																																																												
0- 1			0- 0		0- 0		NEUTRAL		0- 0		0- 0		0- 1																																																																												
RPI	S	Opponent		Score		RPI	S	Opponent		Score		RPI	S	Opponent		Score		RPI	S	Opponent		Score																																																																			
6	H	Texas A&M		0	3	38	A	Miami (FL)		0	3	51	N	Kansas St.		0	3	140	A	North Florida		0	3																																																																		
25	H	Florida St.		0	3	46	A	Arizona		0	3	62	H	Xavier		1	3	140	H	North Florida		0	3																																																																		
												69	N	Illinois St.		0	3	152	A	South Fla.		0	3																																																																		
												70	A	Auburn		0	3	174	A	Troy		2	3																																																																		
												83	H	Coastal Caro.		0	3	187	N	South Dakota		0	3																																																																		
												96	H	FGCU		0	3	212	A	Stetson		0	3																																																																		
																								223	N	CSUN		1	3																																																												
																								228	N	Howard		1	3																																																												
																								242	A	UMES		3	2																																																												
																								255	A	Bethune-Cookman		0	3																																																												
																								255	H	Bethune-Cookman		0	3																																																												
																								320	A	N.C. A&T		3	1																																																												
												320	H	N.C. A&T		3	0																																																																								
												328	A	N.C. Central		1	3																																																																								
												328	H	N.C. Central		3	0																																																																								
												329	A	South Carolina St.		3	0																																																																								
												329	H	South Carolina St.		3	1																																																																								
												331	A	Savannah St.		3	0																																																																								
												331	H	Savannah St.		3	0																																																																								
												LAST 10 GAMES																																																																													
228	N	Howard		1	3	140	A	North Florida		0	3																																																																														
242	A	UMES		3	2	331	H	Savannah St.		3	0																																																																														
320	A	N.C. A&T		3	1	329	H	South Carolina St.		3	1																																																																														
328	A	N.C. Central		1	3	212	A	Stetson		0	3																																																																														
255	H	Bethune-Cookman		0	3	96	H	FGCU		0	3																																																																														

Non-Div. I Games:

Florida A&amp;M

[illegible]

**Non-Div. I Games:**

Cornell

Average RPI Win:	308	WON-LOST	WINNING	LAST 10	STRENGTH OF	OPP. STRENGTH	TEAM	ADJ	CONF.	ADJ CONF.	
Average RPI Loss:	202	RECORD	PCT. RANK	GAMES	SCHEDULE	OF SCHEDULE	RPI	RPI	RPI	RPI	
DIV. I ONLY	9- 15	.375	231	4- 6	281	317	282	.4138	286	31	31
DIV. I NON-CONF.	3- 8	.27273	268	0- 0	116	269	239	.44554	237	31	31
<hr/>											
TOTALS	RPI 1-25	RPI 26-50		W-L RECORDS	RPI 51-100		RPI 101-150		RPI 150+		
9- 15	0- 0	0- 1		OVERALL	0- 1		0- 2		9- 11		
3- 3	0- 0	0- 0		HOME	0- 0		0- 0		3- 3		
4- 6	0- 0	0- 1		AWAY	0- 1		0- 0		4- 4		
2- 6	0- 0	0- 0		NEUTRAL	0- 0		0- 2		2- 4		
<hr/>											
3- 8	0- 0	0- 1		NON-CONFERENCE	0- 1		0- 2		3- 4		
0- 0	0- 0	0- 0		HOME	0- 0		0- 0		0- 0		
1- 3	0- 0	0- 1		AWAY	0- 1		0- 0		1- 1		
2- 5	0- 0	0- 0		NEUTRAL	0- 0		0- 2		2- 3		
<hr/>											
6- 7	0- 0	0- 0		CONFERENCE	0- 0		0- 0		6- 7		
3- 3	0- 0	0- 0		HOME	0- 0		0- 0		3- 3		
3- 3	0- 0	0- 0		AWAY	0- 0		0- 0		3- 3		
0- 1	0- 0	0- 0		NEUTRAL	0- 0		0- 0		0- 1		
<hr/>											
RPI S	Opponent	Score	RPI S	Opponent	Score	RPI S	Opponent	Score	RPI S	Opponent	Score
			42 A	Baylor	0 3	82 A	Towson	0 3	105 N	Cal Poly	0 3
									112 N	Tennessee	0 3
									180 N	High Point	0 3
									197 N	Sam Houston St.	0 3
									228 A	Howard	0 3
									228 H	Howard	0 3
									242 A	UMES	1 3
									242 H	UMES	0 3
									244 A	UMBC	0 3
									255 N	Bethune-Cookman	0 3
									256 N	Manhattan	1 3
									282 N	Fordham	3 1
									283 N	Rider	3 1
									288 A	Morgan St.	2 3
									288 H	Morgan St.	3 2
									317 A	Saint Francis (PA)	3 2
									319 A	Norfolk St.	3 0
									319 H	Norfolk St.	3 0
									322 A	Delaware St.	3 0
									322 H	Delaware St.	3 1
									323 A	Hampton	3 2
									323 H	Hampton	2 3
<hr/>											
			LAST 10 GAMES								
			255 N	Bethune-Cookman	0 3	319 H	Norfolk St.	3 0			
			288 A	Morgan St.	2 3	228 A	Howard	0 3			
			242 A	UMES	1 3	288 H	Morgan St.	3 2			
			322 H	Delaware St.	3 1	242 H	UMES	0 3			
			323 H	Hampton	2 3	322 A	Delaware St.	3 0			

Non-Div. I Games:

Coppin St.

Average RPI Win: 278		WON-LOST	WINNING	LAST 10	STRENGTH OF		OPP. STRENGTH	TEAM	ADJ	CONF.	ADJ CONF.
Average RPI Loss: 185		RECORD	PCT. RANK	GAMES	SCHEDULE		OF SCHEDULE	RPI	RPI	RPI	RPI
DIV. I ONLY		9- 19	.32143	257	273		278	287	.41369	287	24
DIV. I NON-CONF.		5- 7	.41667	204	263		302	255	.42808	258	24
TOTALS		RPI 1-25	RPI 26-50		W-L RECORDS		RPI 51-100		RPI 101-150		RPI 150+
9- 19	0- 0		0- 1		OVERALL		0- 1		0- 4		9- 13
3- 5	0- 0		0- 0		HOME		0- 1		0- 1		3- 3
1- 11	0- 0		0- 0		AWAY		0- 0		0- 2		1- 9
5- 3	0- 0		0- 1		NEUTRAL		0- 0		0- 1		5- 1
5- 7	0- 0		0- 1		NON-CONFERENCE		0- 0		0- 3		5- 3
0- 0	0- 0		0- 0		HOME		0- 0		0- 0		0- 0
0- 4	0- 0		0- 0		AWAY		0- 0		0- 2		0- 2
5- 3	0- 0		0- 1		NEUTRAL		0- 0		0- 1		5- 1
4- 12	0- 0		0- 0		CONFERENCE		0- 1		0- 1		4- 10
3- 5	0- 0		0- 0		HOME		0- 1		0- 1		3- 3
1- 7	0- 0		0- 0		AWAY		0- 0		0- 0		1- 7
0- 0	0- 0		0- 0		NEUTRAL		0- 0		0- 0		0- 0
RPI S	Opponent	Score	RPI S	Opponent	Score	RPI S	Opponent	Score	RPI S	Opponent	Score
			49 N	TCU	0 3	65 H	A&M-Corpus Christi	0 3	111 A	Southern Miss.	0 3
									135 H	Central Ark.	0 3
									147 A	Houston	0 3
									147 N	Houston	2 3
									154 N	North Carolina St.	1 3
									171 A	Stephen F. Austin	0 3
									181 H	Houston Baptist	0 3
									191 A	McNeese St.	1 3
									191 H	McNeese St.	0 3
									197 A	Sam Houston St.	0 3
									220 A	Lamar	1 3
									227 A	Abilene Christian	3 1
									227 H	Abilene Christian	3 0
									237 A	Tulane	0 3
									247 N	Mercer	3 2
									250 A	Southeastern La.	1 3
									250 H	Southeastern La.	3 2
									251 A	New Orleans	0 3
									251 H	New Orleans	1 3
									278 A	Northwestern St.	0 3
									281 H	Incarinate Word	3 2
									292 A	La.-Lafayette	2 3
									310 N	Jackson St.	3 0
									316 N	Alabama A&M	3 0
									321 N	Prairie View	3 0
									325 N	Southern U.	3 0
LAST 10 GAMES			191 A	McNeese St.	1 3	250 A	Southeastern La.	1 3	310 N	Jackson St.	3 0
			250 H	Southeastern La.	3 2	227 A	Abilene Christian	3 1	316 N	Alabama A&M	3 0
			227 H	Abilene Christian	3 0	181 H	Houston Baptist	0 3	321 N	Prairie View	3 0
			281 H	Incarinate Word	3 2	65 H	A&M-Corpus Christi	0 3	325 N	Southern U.	3 0
			251 A	New Orleans	0 3	191 H	McNeese St.	0 3			

Non-Div. I Games:

Nicholls St.



Average RPI Win:	300	WON-LOST	WINNING	LAST 10	STRENGTH OF	OPP. STRENGTH	TEAM	ADJ	CONF.	ADJ CONF.					
Average RPI Loss:	214	RECORD	PCT. RANK	GAMES	SCHEDULE	OF SCHEDULE	RPI	RPI	RPI	RPI					
DIV. I ONLY	13- 15	.46429	191	7- 3	319	306	290	.4136	288	31	31				
DIV. I NON-CONF.	3- 11	.21429	284	0- 0	291	236	313	.36942	312	31	31				
<hr/>															
TOTALS	RPI 1-25	RPI 26-50		W-L RECORDS		RPI 51-100		RPI 101-150		RPI 150+					
13- 15	0- 0	0- 0		OVERALL		0- 2		0- 1		13- 12					
5- 2	0- 0	0- 0		HOME		0- 0		0- 0		5- 2					
5- 6	0- 0	0- 0		AWAY		0- 1		0- 0		5- 5					
3- 7	0- 0	0- 0		NEUTRAL		0- 1		0- 1		3- 5					
<hr/>															
3- 11	0- 0	0- 0		NON-CONFERENCE		0- 2		0- 1		3- 8					
0- 1	0- 0	0- 0		HOME		0- 0		0- 0		0- 1					
1- 4	0- 0	0- 0		AWAY		0- 1		0- 0		1- 3					
2- 6	0- 0	0- 0		NEUTRAL		0- 1		0- 1		2- 4					
<hr/>															
10- 4	0- 0	0- 0		CONFERENCE		0- 0		0- 0		10- 4					
5- 1	0- 0	0- 0		HOME		0- 0		0- 0		5- 1					
4- 2	0- 0	0- 0		AWAY		0- 0		0- 0		4- 2					
1- 1	0- 0	0- 0		NEUTRAL		0- 0		0- 0		1- 1					
<hr/>															
RPI	S	Opponent	Score	RPI	S	Opponent	Score	RPI	S	Opponent	Score				
						97 N	Kent St.	0	3	107 N	Hofstra	0	3		
						100 A	Maryland	0	3	177 N	Duquesne	0	3		
										179 A	Delaware	0	3		
										222 H	Georgetown	0	3		
										228 A	Howard	0	3		
										228 H	Howard	3	1		
										229 A	Ill.-Chicago	0	3		
										242 A	UMES	3	1		
										242 H	UMES	0	3		
										244 A	UMBC	1	3		
										253 N	Sacred Heart	2	3		
										255 N	Bethune-Cookman	0	3		
										282 N	Fordham	3	1		
										283 N	Rider	2	3		
										286 A	Coppin St.	2	3		
										286 H	Coppin St.	3	2		
										302 N	Central Conn. St.	0	3		
										307 A	Chicago St.	3	0		
										308 N	Loyola Maryland	3	1		
										319 A	Norfolk St.	3	2		
										319 H	Norfolk St.	3	0		
										320 N	N.C. A&T	3	0		
										322 A	Delaware St.	3	0		
										322 H	Delaware St.	3	0		
										323 A	Hampton	3	1		
										323 H	Hampton	3	0		
<hr/>															
				LAST 10 GAMES											
				255 N	Bethune-Cookman	0	3	242 A	UMES	3	1	322 A	Delaware St.	3	0
				320 N	N.C. A&T	3	0	319 H	Norfolk St.	3	0	322 H	Delaware St.	3	0
				286 H	Coppin St.	3	2	323 H	Hampton	3	0	323 A	Hampton	3	1
				228 A	Howard	0	3	286 A	Coppin St.	2	3	323 H	Hampton	3	0
				322 A	Delaware St.	3	0	322 H	Delaware St.	3	0				

Non-Div. I Games:

Morgan St.

Average RPI Win: 265		WON-LOST	WINNING	LAST 10	STRENGTH OF	OPP. STRENGTH	TEAM	ADJ	CONF.	ADJ CONF.		
Average RPI Loss: 193		RECORD	PCT. RANK	GAMES	SCHEDULE	OF SCHEDULE	RPI	RPI	RPI	RPI		
DIV. I ONLY		8- 18	.30769	267	5- 5	278	261	291	.41321	289	27	27
DIV. I NON-CONF.		2- 8	.2	286	0- 0	237	201	302	.39575	298	26	25
<hr/>												
TOTALS		RPI 1-25		RPI 26-50		W-L RECORDS		RPI 51-100		RPI 101-150		RPI 150+
8- 18		0- 0		0- 0		OVERALL		0- 4		0- 0		8- 14
5- 6		0- 0		0- 0		HOME		0- 2		0- 0		5- 4
1- 9		0- 0		0- 0		AWAY		0- 2		0- 0		1- 7
2- 3		0- 0		0- 0		NEUTRAL		0- 0		0- 0		2- 3
2- 8		0- 0		0- 0		NON-CONFERENCE		0- 2		0- 0		2- 6
0- 3		0- 0		0- 0		HOME		0- 1		0- 0		0- 2
0- 2		0- 0		0- 0		AWAY		0- 1		0- 0		0- 1
2- 3		0- 0		0- 0		NEUTRAL		0- 0		0- 0		2- 3
6- 10		0- 0		0- 0		CONFERENCE		0- 2		0- 0		6- 8
5- 3		0- 0		0- 0		HOME		0- 1		0- 0		5- 2
1- 7		0- 0		0- 0		AWAY		0- 1		0- 0		1- 6
0- 0		0- 0		0- 0		NEUTRAL		0- 0		0- 0		0- 0
RPI	S	Opponent	Score	RPI	S	Opponent	Score	RPI	S	Opponent	Score	
						60 H Arkansas	0 3	159 A UMKC			1 3	
						85 A Cincinnati	0 3	163 N Omaha			2 3	
						99 A Murray St.	0 3	169 H Belmont			3 1	
						99 H Murray St.	1 3	188 H Northern Ky.			2 3	
								202 A Eastern Ill.			2 3	
								202 H Eastern Ill.			1 3	
								206 N Drake			2 3	
								210 N DePaul			0 3	
								239 A Eastern Ky.			2 3	
								240 A Tennessee St.			0 3	
								245 H Louisiana Tech			0 3	
								265 A Southeast Mo. St.			0 3	
								265 H Southeast Mo. St.			3 1	
								269 A UT Martin			1 3	
								269 H UT Martin			3 2	
								271 H Tennessee Tech			2 3	
								273 A Austin Peay			2 3	
								273 H Austin Peay			3 1	
								275 N Bradley			3 0	
								279 A Morehead St.			3 1	
								295 H Jacksonville St.			3 2	
								298 N Akron			3 2	
LAST 10 GAMES												
						169 H Belmont	3 1	269 A UT Martin			1 3	
						202 A Eastern Ill.	2 3	273 H Austin Peay			3 1	
						239 A Eastern Ky.	2 3	99 H Murray St.			1 3	
						279 A Morehead St.	3 1	269 H UT Martin			3 2	
						265 A Southeast Mo. St.	0 3	265 H Southeast Mo. St.			3 1	

Non-Div. I Games:

SIUE

T  
o  
l  
e  
d  
o

Toledo					Through Games Of Through Nov. 28, 2015							
Average RPI Win: 250 Average RPI Loss: 162		WON-LOST RECORD	WINNING PCT. RANK	LAST 10 GAMES	STRENGTH OF SCHEDULE	OPP. STRENGTH OF SCHEDULE	TEAM RPI	ADJ RPI		CONF. RPI	ADJ CONF. RPI	
DIV. I ONLY		6- 23	.2069 301	3- 7	205	224	292	.41292	290	20	20	
DIV. I NON-CONF.		3- 10	.23077 279	0- 0	137	247	257	.42891	256	15	16	
<hr/>												
TOTALS		RPI 1-25	RPI 26-50		W-L RECORDS		RPI 51-100		RPI 101-150		RPI 150+	
6- 23	0- 0		0- 0		OVERALL		0- 6		0- 3		6- 14	
5- 9	0- 0		0- 0		HOME		0- 2		0- 1		5- 6	
0- 11	0- 0		0- 0		AWAY		0- 4		0- 1		0- 6	
1- 3	0- 0		0- 0		NEUTRAL		0- 0		0- 1		1- 2	
<hr/>												
3- 10	0- 0		0- 0		NON-CONFERENCE		0- 2		0- 2		3- 6	
2- 4	0- 0		0- 0		HOME		0- 1		0- 0		2- 3	
0- 3	0- 0		0- 0		AWAY		0- 1		0- 1		0- 1	
1- 3	0- 0		0- 0		NEUTRAL		0- 0		0- 1		1- 2	
<hr/>												
3- 13	0- 0		0- 0		CONFERENCE		0- 4		0- 1		3- 8	
3- 5	0- 0		0- 0		HOME		0- 1		0- 1		3- 3	
0- 8	0- 0		0- 0		AWAY		0- 3		0- 0		0- 5	
0- 0	0- 0		0- 0		NEUTRAL		0- 0		0- 0		0- 0	
<hr/>												
RPI S	Opponent	Score	RPI S	Opponent	Score	RPI S	Opponent	Score	RPI S	Opponent	Score	
						52 A Ohio	1 <span>3</span>		115 N IUPUI	0 <span>3</span>		
						67 H Cleveland St.	0 <span>3</span>		117 H Miami (OH)	1 <span>3</span>		
						69 A Illinois St.	1 <span>3</span>		123 A Valparaiso	1 <span>3</span>		
						94 A Northern Ill.	0 <span>3</span>		161 A Western Mich.	0 <span>3</span>		
						94 H Northern Ill.	1 <span>3</span>		161 H Western Mich.	1 <span>3</span>		
						97 A Kent St.	0 <span>3</span>		170 H Green Bay	1 <span>3</span>		
									192 A Ball St.	0 <span>3</span>		
									192 H Ball St.	2 <span>3</span>		
									195 A Eastern Mich.	0 <span>3</span>		
									195 H Eastern Mich.	2 <span>3</span>		
									202 N Eastern Ill.	2 <span>3</span>		
									203 H Robert Morris	3 2		
									210 A DePaul	0 <span>3</span>		
									217 H Radford	3 1		
									226 H Youngstown St.	0 <span>3</span>		
									226 N Youngstown St.	1 <span>3</span>		
									233 A Buffalo	1 <span>3</span>		
									258 H Bowling Green	3 2		
									259 A Central Mich.	0 <span>3</span>		
									259 H Central Mich.	3 2		
									262 N Evansville	3 2		
									275 H Bradley	2 <span>3</span>		
									298 H Akron	3 0		
<hr/>												
LAST 10 GAMES												
			195 H Eastern Mich.	2 <span>3</span>		192 A Ball St.	0 <span>3</span>					
			259 H Central Mich.	3 2		117 H Miami (OH)	1 <span>3</span>					
			161 A Western Mich.	0 <span>3</span>		258 H Bowling Green	3 2					
			94 A Northern Ill.	0 <span>3</span>		52 A Ohio	1 <span>3</span>					
			298 H Akron	3 0		97 A Kent St.	0 <span>3</span>					

T  
o  
l  
e  
d  
o

Non-Div. I Games:

Toledo

UAB				Through Games Of Through Nov. 28, 2015															
Average RPI Win: 280		WON-LOST RECORD		WINNING PCT. RANK		LAST 10 GAMES		STRENGTH OF SCHEDULE		OPP. STRENGTH OF SCHEDULE		TEAM RPI		ADJ RPI		CONF. RPI		ADJ CONF. RPI	
DIV. I ONLY		9- 23		.28125 277		2- 8		260		257		286		.41235 291		11		11	
DIV. I NON-CONF.		8- 8		.5 162		1- 1		297		328		262		.4216 267		12		12	
TOTALS		RPI 1-25		RPI 26-50		W-L RECORDS		RPI 51-100		RPI 101-150		RPI 150+							
9- 23		0- 1		0- 0		OVERALL		0- 7		0- 2		9- 13							
7- 10		0- 0		0- 0		HOME		0- 4		0- 1		7- 5							
0- 11		0- 1		0- 0		AWAY		0- 3		0- 1		0- 6							
2- 2		0- 0		0- 0		NEUTRAL		0- 0		0- 0		2- 2							
8- 8		0- 0		0- 0		NON-CONFERENCE		0- 2		0- 0		8- 6							
6- 3		0- 0		0- 0		HOME		0- 1		0- 0		6- 2							
0- 3		0- 0		0- 0		AWAY		0- 1		0- 0		0- 2							
2- 2		0- 0		0- 0		NEUTRAL		0- 0		0- 0		2- 2							
1- 15		0- 1		0- 0		CONFERENCE		0- 5		0- 2		1- 7							
1- 7		0- 0		0- 0		HOME		0- 3		0- 1		1- 3							
0- 8		0- 1		0- 0		AWAY		0- 2		0- 1		0- 4							
0- 0		0- 0		0- 0		NEUTRAL		0- 0		0- 0		0- 0							
RPI	S	Opponent	Score	RPI	S	Opponent	Score	RPI	S	Opponent	Score	RPI	S	Opponent	Score				
13	A	Western Ky.	0 3					63	A	UTSA	1 3	111	A	Southern Miss.	0 3				
								63	H	UTSA	0 3	111	H	Southern Miss.	1 3				
								74	H	Rice	0 3	155	H	FIU	2 3				
								78	A	Chattanooga	1 3	158	A	Marshall	1 3				
								88	A	North Texas	0 3	158	H	Marshall	3 2				
								93	H	Fla. Atlantic	0 3	174	A	Troy	2 3				
								95	H	Ole Miss	1 3	184	N	Marist	3 0				
												196	A	UTEP	1 3				
												208	H	Charlotte	1 3				
												220	A	Lamar	0 3				
												234	A	Middle Tenn.	0 3				
												234	H	Middle Tenn.	0 3				
												245	A	Louisiana Tech	0 3				
												249	H	La.-Monroe	2 3				
												273	H	Austin Peay	3 0				
												273	N	Austin Peay	0 3				
												293	H	Alabama St.	2 3				
												295	H	Jacksonville St.	3 1				
												301	N	Texas Southern	3 2				
												312	N	Gardner-Webb	1 3				
												316	H	Alabama A&M	3 0				
												327	H	UMass Lowell	3 1				
												331	H	Savannah St.	3 0				
												334	H	Mississippi Val.	3 0				
				LAST 10 GAMES															
				74	H	Rice	0 3	158	H	Marshall	3 2								
				293	H	Alabama St.	2 3	111	A	Southern Miss.	0 3								
				63	A	UTSA	1 3	13	A	Western Ky.	0 3								
				196	A	UTEP	1 3	93	H	Fla. Atlantic	0 3								
				234	H	Middle Tenn.	0 3	316	H	Alabama A&M	3 0								

Non-Div. I Games:

UAB

Average RPI Win:	282	WON-LOST RECORD	WINNING PCT. RANK	LAST 10 GAMES	STRENGTH OF SCHEDULE	OPP. STRENGTH OF SCHEDULE	TEAM RPI	ADJ RPI	CONF. RPI	ADJ CONF. RPI		
DIV. I ONLY		6- 23	.2069	301	1- 9	216	215	293	.41054	292	15	15
DIV. I NON-CONF.		4- 9	.30769	259	0- 1	258	254	284	.40751	283	14	14
<hr/>												
TOTALS	RPI 1-25	RPI 26-50		W-L RECORDS		RPI 51-100		RPI 101-150		RPI 150+		
6- 23	0- 1	0- 0		OVERALL		0- 4		0- 7		6- 11		
4- 8	0- 1	0- 0		HOME		0- 1		0- 3		4- 3		
2- 11	0- 0	0- 0		AWAY		0- 2		0- 3		2- 6		
0- 4	0- 0	0- 0		NEUTRAL		0- 1		0- 1		0- 2		
<hr/>												
4- 9	0- 0	0- 0		NON-CONFERENCE		0- 2		0- 2		4- 5		
3- 1	0- 0	0- 0		HOME		0- 0		0- 1		3- 0		
1- 4	0- 0	0- 0		AWAY		0- 1		0- 0		1- 3		
0- 4	0- 0	0- 0		NEUTRAL		0- 1		0- 1		0- 2		
<hr/>												
2- 14	0- 1	0- 0		CONFERENCE		0- 2		0- 5		2- 6		
1- 7	0- 1	0- 0		HOME		0- 1		0- 2		1- 3		
1- 7	0- 0	0- 0		AWAY		0- 1		0- 3		1- 3		
0- 0	0- 0	0- 0		NEUTRAL		0- 0		0- 0		0- 0		
<hr/>												
RPI S	Opponent	Score	RPI S	Opponent	Score	RPI S	Opponent	Score	RPI S	Opponent	Score	
16 H	Arkansas St.	0 <span>3</span>				64 N	Colorado	0 <span>3</span>	103 A	Texas St.	0 <span>3</span>	
						74 A	Rice	0 <span>3</span>	103 H	Texas St.	0 <span>3</span>	
						79 A	Appalachian St.	0 <span>3</span>	114 A	Little Rock	0 <span>3</span>	
						79 H	Appalachian St.	0 <span>3</span>	120 A	Texas-Arlington	0 <span>3</span>	
									120 H	Texas-Arlington	0 <span>3</span>	
									147 H	Houston	1 <span>3</span>	
									147 N	Houston	0 <span>3</span>	
									162 A	South Ala.	1 <span>3</span>	
									167 A	Texas Tech	0 <span>3</span>	
									174 A	Troy	1 <span>3</span>	
									174 H	Troy	2 <span>3</span>	
									191 A	McNeese St.	0 <span>3</span>	
									197 N	Sam Houston St.	0 <span>3</span>	
									224 H	Ga. Southern	1 <span>3</span>	
									249 A	La.-Monroe	3 2	
									249 H	La.-Monroe	2 <span>3</span>	
									250 A	Southeastern La.	3 2	
									261 N	Utah St.	0 <span>3</span>	
									268 A	Georgia St.	1 <span>3</span>	
									268 H	Georgia St.	3 0	
									278 A	Northwestern St.	2 <span>3</span>	
									287 H	Nicholls St.	3 2	
									310 H	Jackson St.	3 1	
									325 H	Southern U.	3 0	
<hr/>												
			LAST 10 GAMES									
			268 H	Georgia St.	3 0	114 A	Little Rock	0 <span>3</span>	310 H	Jackson St.	3 1	
			103 H	Texas St.	0 <span>3</span>	191 A	McNeese St.	0 <span>3</span>	325 H	Southern U.	3 0	
			120 H	Texas-Arlington	0 <span>3</span>	174 H	Troy	2 <span>3</span>				
			268 A	Georgia St.	1 <span>3</span>	224 H	Ga. Southern	1 <span>3</span>				
			79 A	Appalachian St.	0 <span>3</span>	174 A	Troy	1 <span>3</span>				

Non-Div. I Games:

La.-Lafayette

Average RPI Win: 317		WON-LOST	WINNING	LAST 10	STRENGTH OF		OPP. STRENGTH	TEAM	ADJ		CONF.	ADJ CONF.						
Average RPI Loss: 198		RECORD	PCT. RANK	GAMES	SCHEDULE		OF SCHEDULE	RPI	RPI		RPI	RPI						
DIV. I ONLY		21- 15	.58333	119	7- 3		326	328	283	.40629	293	32	32					
DIV. I NON-CONF.		7- 11	.38889	225	1- 0		298	293	290	.40142	294	32	32					
<hr/>																		
TOTALS		RPI 1-25		RPI 26-50		W-L RECORDS		RPI 51-100		RPI 101-150		RPI 150+						
21- 15		0- 0		0- 0		OVERALL		0- 2		0- 5		21- 8						
4- 0		0- 0		0- 0		HOME		0- 0		0- 0		4- 0						
7- 8		0- 0		0- 0		AWAY		0- 1		0- 3		7- 4						
10- 7		0- 0		0- 0		NEUTRAL		0- 1		0- 2		10- 4						
7- 11		0- 0		0- 0		NON-CONFERENCE		0- 2		0- 5		7- 4						
0- 0		0- 0		0- 0		HOME		0- 0		0- 0		0- 0						
5- 6		0- 0		0- 0		AWAY		0- 1		0- 3		5- 2						
2- 5		0- 0		0- 0		NEUTRAL		0- 1		0- 2		2- 2						
14- 4		0- 0		0- 0		CONFERENCE		0- 0		0- 0		14- 4						
4- 0		0- 0		0- 0		HOME		0- 0		0- 0		4- 0						
2- 2		0- 0		0- 0		AWAY		0- 0		0- 0		2- 2						
8- 2		0- 0		0- 0		NEUTRAL		0- 0		0- 0		8- 2						
RPI	S	Opponent	Score	RPI	S	Opponent	Score	RPI	S	Opponent	Score	RPI	S	Opponent	Score			
								65	N	A&M-Corpus Christi	2	3		101	A	Kennesaw St.	0	3
								90	A	Alabama	0	3		119	A	UNCG	0	3
														128	N	ETSU	1	3
														130	N	CSU Bakersfield	1	3
														135	A	Central Ark.	1	3
														162	A	South Ala.	1	3
														174	A	Troy	0	3
														245	N	Louisiana Tech	3	1
														291	A	UAB	3	2
														295	N	Jacksonville St.	0	3
														301	N	Texas Southern	3	2
														301	N	Texas Southern	3	0
														301	N	Texas Southern	3	0
														310	A	Jackson St.	2	3
														310	H	Jackson St.	3	1
														310	N	Jackson St.	1	3
														310	N	Jackson St.	1	3
														316	A	Alabama A&M	0	3
														316	H	Alabama A&M	3	2
														319	N	Norfolk St.	2	3
														320	A	N.C. A&T	3	1
														321	N	Prairie View	3	0
														321	N	Prairie View	3	1
														325	N	Southern U.	3	1
														326	N	Ark.-Pine Bluff	3	0
														328	A	N.C. Central	3	1
														329	A	South Carolina St.	3	0
<hr/>																		
LAST 10 GAMES																		
				310	N	Jackson St.	1	3	333	A	Alcorn	3	0	321	N	Prairie View	3	0
				310	N	Jackson St.	1	3	334	A	Mississippi Val.	3	0	325	N	Southern U.	3	1
				301	N	Texas Southern	3	0	291	A	UAB	3	2	326	N	Ark.-Pine Bluff	3	0
				301	N	Texas Southern	3	0	316	H	Alabama A&M	3	2	328	A	N.C. Central	3	1
				321	N	Prairie View	3	1	310	A	Jackson St.	2	3	329	A	South Carolina St.	3	0

Non-Div. I Games:

Alabama St.

RPI	S	Opponent	Score	
331	A	Savannah St.	3	0
331	N	Savannah St.	3	0
332	N	Grambling	3	0
333	A	Alcorn	3	0
333	H	Alcorn	3	0
334	A	Mississippi Val.	3	0
334	H	Mississippi Val.	3	0

Alabama St.

A  
l  
a  
b  
a  
m  
a  
S  
t  
.

A  
l  
a  
b  
a  
m  
a  
S  
t  
.

Average RPI Win: 286		WON-LOST RECORD		WINNING PCT. RANK		LAST 10 GAMES		STRENGTH OF SCHEDULE		OPP. STRENGTH OF SCHEDULE		TEAM RPI		ADJ RPI		CONF. RPI		ADJ CONF. RPI	
DIV. I ONLY		11- 19		.36667 234		5- 5		296		299		298		.40553 294		30		30	
DIV. I NON-CONF.		2- 10		.16667 297		0- 0		308		241		320		.34517 320		30		30	
TOTALS		RPI 1-25		RPI 26-50		W-L RECORDS		RPI 51-100		RPI 101-150		RPI 150+							
11- 19		0- 0		0- 0		OVERALL		0- 0		0- 2		11- 17							
7- 4		0- 0		0- 0		HOME		0- 0		0- 0		7- 4							
3- 9		0- 0		0- 0		AWAY		0- 0		0- 1		3- 8							
1- 6		0- 0		0- 0		NEUTRAL		0- 0		0- 1		1- 5							
2- 10		0- 0		0- 0		NON-CONFERENCE		0- 0		0- 2		2- 8							
1- 1		0- 0		0- 0		HOME		0- 0		0- 0		1- 1							
0- 3		0- 0		0- 0		AWAY		0- 0		0- 1		0- 2							
1- 6		0- 0		0- 0		NEUTRAL		0- 0		0- 1		1- 5							
9- 9		0- 0		0- 0		CONFERENCE		0- 0		0- 0		9- 9							
6- 3		0- 0		0- 0		HOME		0- 0		0- 0		6- 3							
3- 6		0- 0		0- 0		AWAY		0- 0		0- 0		3- 6							
0- 0		0- 0		0- 0		NEUTRAL		0- 0		0- 0		0- 0							
RPI	S	Opponent		Score	RPI	S	Opponent		Score	RPI	S	Opponent		Score					
												102 A	Rhode Island	0 3					
												149 N	Indiana St.	1 3					
												156 N	Lehigh	0 3					
												158 N	Marshall	0 3					
												164 A	Fairfield	0 3					
												164 H	Fairfield	3 0					
												184 A	Marist	2 3					
												184 H	Marist	1 3					
												207 A	Siena	2 3					
												207 H	Siena	1 3					
												226 H	Youngstown St.	1 3					
												233 H	Buffalo	3 1					
												253 N	Sacred Heart	0 3					
												256 A	Manhattan	0 3					
												256 H	Manhattan	3 0					
												264 N	Navy	1 3					
												272 A	Niagara	0 3					
												272 H	Niagara	1 3					
												279 A	Morehead St.	0 3					
												283 A	Rider	1 3					
												283 H	Rider	3 1					
												296 A	Iona	3 2					
												296 H	Iona	3 2					
												298 A	Akron	1 3					
												308 N	Loyola Maryland	3 0					
												317 N	Saint Francis (PA)	2 3					
												324 A	Saint Peter's	3 0					
					LAST 10 GAMES														

Non-Div. I Games:

Canisius



RPI	S	Opponent	Score	
324	H	Saint Peter's	3	0
330	A	Quinnipiac	3	1
330	H	Quinnipiac	3	1

Canisius

C  
a  
n  
i  
s  
i  
u  
s

C  
a  
n  
i  
s  
i  
u  
s

Average RPI Win:	299	WON-LOST RECORD	WINNING PCT. RANK	LAST 10 GAMES	STRENGTH OF SCHEDULE	OPP. STRENGTH OF SCHEDULE	TEAM RPI	ADJ RPI	CONF. RPI	ADJ CONF. RPI	
DIV. I ONLY	14- 20	.41176	218	3- 7	310	307	296	.40488	295	27	27
DIV. I NON-CONF.	9- 9	.5	162	0- 0	293	330	265	.42133	269	26	25
<hr/>											
TOTALS	RPI 1-25	RPI 26-50		W-L RECORDS		RPI 51-100		RPI 101-150		RPI 150+	
14- 20	0- 0	0- 0		OVERALL		0- 2		0- 2		14- 16	
4- 7	0- 0	0- 0		HOME		0- 1		0- 0		4- 6	
4- 9	0- 0	0- 0		AWAY		0- 0		0- 2		4- 7	
6- 4	0- 0	0- 0		NEUTRAL		0- 1		0- 0		6- 3	
9- 9	0- 0	0- 0		NON-CONFERENCE		0- 1		0- 2		9- 6	
1- 2	0- 0	0- 0		HOME		0- 0		0- 0		1- 2	
2- 3	0- 0	0- 0		AWAY		0- 0		0- 2		2- 1	
6- 4	0- 0	0- 0		NEUTRAL		0- 1		0- 0		6- 3	
5- 11	0- 0	0- 0		CONFERENCE		0- 1		0- 0		5- 10	
3- 5	0- 0	0- 0		HOME		0- 1		0- 0		3- 4	
2- 6	0- 0	0- 0		AWAY		0- 0		0- 0		2- 6	
0- 0	0- 0	0- 0		NEUTRAL		0- 0		0- 0		0- 0	
RPI	S	Opponent	Score	RPI	S	Opponent	Score	RPI	S	Opponent	Score
						95 N Ole Miss	1 3			101 A Kennesaw St.	0 3
						99 H Murray St.	1 3			139 A North Dakota	0 3
										169 A Belmont	0 3
										169 H Belmont	0 3
										170 N Green Bay	0 3
										187 N South Dakota	0 3
										202 A Eastern Ill.	0 3
										206 N Drake	0 3
										213 H Wofford	0 3
										239 A Eastern Ky.	0 3
										239 H Eastern Ky.	0 3
										240 A Tennessee St.	0 3
										240 H Tennessee St.	3 2
										249 H La.-Monroe	0 3
										265 A Southeast Mo. St.	3 2
										269 H UT Martin	3 0
										271 A Tennessee Tech	3 1
										271 H Tennessee Tech	1 3
										273 H Austin Peay	3 2
										279 A Morehead St.	0 3
										279 H Morehead St.	1 3
										289 A SIUE	2 3
										291 A UAB	1 3
										293 N Alabama St.	3 0
										310 A Jackson St.	3 2
										310 H Jackson St.	3 0
										316 A Alabama A&M	3 0
LAST 10 GAMES											
						265 A Southeast Mo. St.	3 2			99 H Murray St.	1 3
						271 H Tennessee Tech	1 3			239 A Eastern Ky.	0 3
						240 H Tennessee St.	3 2			279 A Morehead St.	0 3
						169 H Belmont	0 3			279 H Morehead St.	1 3
						273 H Austin Peay	3 2			239 H Eastern Ky.	0 3

Non-Div. I Games:

Jacksonville St.

RPI	S	Opponent	Score	
316	N	Alabama A&M	3	1
327	N	UMass Lowell	3	0
331	N	Savannah St.	3	0
333	N	Alcorn	3	0
334	N	Mississippi Val.	3	0

Jacksonville St.

J  
a  
c  
k  
s  
o  
n  
v  
i  
l  
l  
e  
s  
t  
.

J  
a  
c  
k  
s  
o  
n  
v  
i  
l  
l  
e  
s  
t  
.

Average RPI Win: 287		WON-LOST RECORD		WINNING PCT. RANK		LAST 10 GAMES		STRENGTH OF SCHEDULE		OPP. STRENGTH OF SCHEDULE		TEAM RPI		ADJ RPI		CONF. RPI		ADJ CONF. RPI	
DIV. I ONLY		10- 20		.33333 246		5- 5		280		301		294		.40211 296		30		30	
DIV. I NON-CONF.		2- 9		.18182 294		0- 0		206		222		297		.39597 297		30		30	
TOTALS		RPI 1-25		RPI 26-50		W-L RECORDS		RPI 51-100		RPI 101-150		RPI 150+							
10- 20		0- 1		0- 1		OVERALL		0- 1		0- 2		10- 15							
5- 4		0- 0		0- 0		HOME		0- 0		0- 0		5- 4							
3- 11		0- 0		0- 0		AWAY		0- 0		0- 2		3- 9							
2- 5		0- 1		0- 1		NEUTRAL		0- 1		0- 0		2- 2							
2- 9		0- 1		0- 1		NON-CONFERENCE		0- 1		0- 2		2- 4							
0- 0		0- 0		0- 0		HOME		0- 0		0- 0		0- 0							
1- 4		0- 0		0- 0		AWAY		0- 0		0- 2		1- 2							
1- 5		0- 1		0- 1		NEUTRAL		0- 1		0- 0		1- 2							
8- 11		0- 0		0- 0		CONFERENCE		0- 0		0- 0		8- 11							
5- 4		0- 0		0- 0		HOME		0- 0		0- 0		5- 4							
2- 7		0- 0		0- 0		AWAY		0- 0		0- 0		2- 7							
1- 0		0- 0		0- 0		NEUTRAL		0- 0		0- 0		1- 0							
RPI S	Opponent	Score		RPI S	Opponent	Score		RPI S	Opponent	Score		RPI S	Opponent	Score					
20 N	Colorado St.	0	3	37 N	Santa Clara	0	3	63 N	UTSA	0	3	121 A	Army West Point	0	3				
												125 A	St. John's (NY)	0	3				
												164 A	Fairfield	1	3				
												164 H	Fairfield	3	2				
												184 A	Marist	1	3				
												184 H	Marist	1	3				
												207 A	Siena	0	3				
												207 H	Siena	3	1				
												221 A	Bryant	1	3				
												246 N	William & Mary	0	3				
												256 A	Manhattan	0	3				
												256 H	Manhattan	0	3				
												272 A	Niagara	2	3				
												272 H	Niagara	3	0				
												283 A	Rider	0	3				
												283 H	Rider	3	1				
												285 N	Cornell	0	3				
												294 A	Canisius	2	3				
												294 H	Canisius	2	3				
												311 N	Holy Cross	3	2				
												314 A	St. Francis Brooklyn	2	3				
												318 A	Hartford	3	1				
												324 A	Saint Peter's	3	2				
												324 H	Saint Peter's	2	3				
												330 A	Quinnipiac	3	1				
												330 H	Quinnipiac	3	0				
												330 N	Quinnipiac	3	0				
				LAST 10 GAMES															
				164 A	Fairfield	1	3	184 H	Marist	1	3	324 A	Saint Peter's	3	2				
				330 A	Quinnipiac	3	1	272 A	Niagara	2	3	324 H	Saint Peter's	2	3				
				324 A	Saint Peter's	3	2	294 A	Canisius	2	3	330 A	Quinnipiac	3	1				
				256 A	Manhattan	0	3	164 H	Fairfield	3	2	330 H	Quinnipiac	3	0				
				207 H	Siena	3	1	330 H	Quinnipiac	3	0	330 N	Quinnipiac	3	0				

Non-Div. I Games:

Iona

Average RPI Win: 288		WON-LOST RECORD		WINNING PCT. RANK		LAST 10 GAMES		STRENGTH OF SCHEDULE		OPP. STRENGTH OF SCHEDULE		TEAM RPI		ADJ RPI		CONF. RPI		ADJ CONF. RPI	
Average RPI Loss: 175																			
DIV. I ONLY		6- 25		.19355 308		0- 10		185		264		297		.40153 297		13		14	
DIV. I NON-CONF.		5- 12		.29412 264		0- 1		249		320		295		.39244 301		17		17	
TOTALS		RPI 1-25		RPI 26-50		W-L RECORDS		RPI 51-100		RPI 101-150		RPI 150+							
6- 25		0- 0		0- 2		OVERALL		0- 3		0- 7		6- 13							
2- 8		0- 0		0- 1		HOME		0- 1		0- 3		2- 3							
1- 12		0- 0		0- 1		AWAY		0- 1		0- 3		1- 6							
3- 5		0- 0		0- 0		NEUTRAL		0- 1		0- 1		3- 3							
5- 12		0- 0		0- 0		NON-CONFERENCE		0- 1		0- 1		5- 10							
1- 2		0- 0		0- 0		HOME		0- 0		0- 0		1- 2							
1- 5		0- 0		0- 0		AWAY		0- 0		0- 0		1- 5							
3- 5		0- 0		0- 0		NEUTRAL		0- 1		0- 1		3- 3							
1- 13		0- 0		0- 2		CONFERENCE		0- 2		0- 6		1- 3							
1- 6		0- 0		0- 1		HOME		0- 1		0- 3		1- 1							
0- 7		0- 0		0- 1		AWAY		0- 1		0- 3		0- 2							
0- 0		0- 0		0- 0		NEUTRAL		0- 0		0- 0		0- 0							
RPI	S	Opponent		Score	RPI	S	Opponent		Score	RPI	S	Opponent		Score	RPI	S	Opponent		Score
					50	A	Lipscomb		0 3	77	N	American		0 3	101	A	Kennesaw St.		0 3
					50	H	Lipscomb		0 3	96	A	FGCU		0 3	101	H	Kennesaw St.		0 3
										96	H	FGCU		0 3	123	N	Valparaiso		0 3
															133	A	Jacksonville		2 3
															133	H	Jacksonville		0 3
															140	A	North Florida		0 3
															140	H	North Florida		0 3
															164	N	Fairfield		0 3
															184	A	Marist		0 3
															194	H	Penn		0 3
															212	A	Stetson		0 3
															212	H	Stetson		3 1
															214	A	USC Upstate		0 3
															214	H	USC Upstate		0 3
															232	N	Bucknell		0 3
															256	H	Manhattan		0 3
															266	A	Columbia		0 3
															270	N	Northeastern		1 3
															283	N	Rider		3 1
															283	N	Rider		3 2
															300	A	Lafayette		0 3
															302	A	Central Conn. St.		0 3
															314	A	St. Francis Brooklyn		3 1
															314	N	St. Francis Brooklyn		3 2
															324	A	Saint Peter's		2 3
															324	H	Saint Peter's		3 0
LAST 10 GAMES					212	A	Stetson		0 3	214	A	USC Upstate		0 3	314	A	St. Francis Brooklyn		3 1
					96	A	FGCU		0 3	101	A	Kennesaw St.		0 3	314	N	St. Francis Brooklyn		3 2
					133	H	Jacksonville		0 3	50	A	Lipscomb		0 3	324	A	Saint Peter's		2 3
					140	H	North Florida		0 3	214	H	USC Upstate		0 3	324	H	Saint Peter's		3 0
					256	H	Manhattan		0 3	101	H	Kennesaw St.		0 3					

Non-Div. I Games:

NJIT

Average RPI Win: 271		WON-LOST RECORD	WINNING PCT. RANK	LAST 10 GAMES	STRENGTH OF SCHEDULE	OPP. STRENGTH OF SCHEDULE	TEAM RPI	ADJ RPI	CONF. RPI	ADJ CONF. RPI		
Average RPI Loss: 172												
DIV. I ONLY		8- 21	.27586	279	1- 9	282	227	299	.40141	298	20	20
DIV. I NON-CONF.		6- 7	.46154	185	0- 0	292	280	260	.42337	265	15	16
<hr/>												
TOTALS		RPI 1-25	RPI 26-50		W-L RECORDS		RPI 51-100		RPI 101-150		RPI 150+	
8- 21	0- 0		0- 0		OVERALL		0- 6		0- 4		8- 11	
3- 9	0- 0		0- 0		HOME		0- 4		0- 1		3- 4	
4- 8	0- 0		0- 0		AWAY		0- 2		0- 1		4- 5	
1- 4	0- 0		0- 0		NEUTRAL		0- 0		0- 2		1- 2	
6- 7	0- 0		0- 0		NON-CONFERENCE		0- 1		0- 2		6- 4	
3- 1	0- 0		0- 0		HOME		0- 1		0- 0		3- 0	
2- 2	0- 0		0- 0		AWAY		0- 0		0- 0		2- 2	
1- 4	0- 0		0- 0		NEUTRAL		0- 0		0- 2		1- 2	
2- 14	0- 0		0- 0		CONFERENCE		0- 5		0- 2		2- 7	
0- 8	0- 0		0- 0		HOME		0- 3		0- 1		0- 4	
2- 6	0- 0		0- 0		AWAY		0- 2		0- 1		2- 3	
0- 0	0- 0		0- 0		NEUTRAL		0- 0		0- 0		0- 0	
RPI S	Opponent	Score	RPI S	Opponent	Score	RPI S	Opponent	Score	RPI S	Opponent	Score	
						52 A Ohio	0	3	117 A Miami (OH)	0	3	
						52 H Ohio	0	3	117 H Miami (OH)	0	3	
						67 H Cleveland St.	1	3	128 N ETSU	1	3	
						94 H Northern Ill.	0	3	136 N Samford	0	3	
						97 A Kent St.	0	3	161 H Western Mich.	1	3	
						97 H Kent St.	0	3	192 H Ball St.	2	3	
									195 A Eastern Mich.	3	1	
									206 N Drake	2	3	
									231 A Wright St.	1	3	
									231 A Wright St.	3	2	
									233 A Buffalo	3	1	
									233 H Buffalo	1	3	
									258 A Bowling Green	2	3	
									258 H Bowling Green	2	3	
									259 A Central Mich.	1	3	
									264 H Navy	3	0	
									279 A Morehead St.	2	3	
									289 N SIUE	2	3	
									290 A Toledo	0	3	
									294 H Canisius	3	1	
									313 A Western Ill.	3	0	
									317 H Saint Francis (PA)	3	0	
									317 N Saint Francis (PA)	3	1	
LAST 10 GAMES												
						52 A Ohio	0	3	233 H Buffalo	1	3	
						97 A Kent St.	0	3	195 A Eastern Mich.	3	1	
						258 H Bowling Green	2	3	259 A Central Mich.	1	3	
						117 H Miami (OH)	0	3	161 H Western Mich.	1	3	
						290 A Toledo	0	3	94 H Northern Ill.	0	3	

Non-Div. I Games:

Akron

Average RPI Win:		302	WON-LOST RECORD		WINNING PCT. RANK		LAST 10 GAMES		STRENGTH OF SCHEDULE		OPP. STRENGTH OF SCHEDULE		TEAM RPI		ADJ RPI		CONF. RPI		ADJ CONF. RPI	
DIV. I ONLY			6- 25		.19355 308		0- 10		227		273		302		.40052 299		17		17	
DIV. I NON-CONF.			6- 11		.35294 246		0- 1		212		316		258		.42888 257		18		18	
TOTALS		RPI 1-25		RPI 26-50		W-L RECORDS		RPI 51-100		RPI 101-150		RPI 150+								
6- 25		0- 1		0- 1		OVERALL		0- 2		0- 3		6- 18								
3- 7		0- 1		0- 0		HOME		0- 1		0- 1		3- 4								
1- 11		0- 0		0- 0		AWAY		0- 0		0- 2		1- 9								
2- 7		0- 0		0- 1		NEUTRAL		0- 1		0- 0		2- 5								
6- 11		0- 0		0- 1		NON-CONFERENCE		0- 1		0- 0		6- 9								
3- 0		0- 0		0- 0		HOME		0- 0		0- 0		3- 0								
1- 4		0- 0		0- 0		AWAY		0- 0		0- 0		1- 4								
2- 7		0- 0		0- 1		NEUTRAL		0- 1		0- 0		2- 5								
0- 14		0- 1		0- 0		CONFERENCE		0- 1		0- 3		0- 9								
0- 7		0- 1		0- 0		HOME		0- 1		0- 1		0- 4								
0- 7		0- 0		0- 0		AWAY		0- 0		0- 2		0- 5								
0- 0		0- 0		0- 0		NEUTRAL		0- 0		0- 0		0- 0								
RPI	S	Opponent		Score		RPI	S	Opponent		Score		RPI	S	Opponent		Score				
22	H	Dayton		0 3		41	N	Villanova		0 3		71	H	Saint Louis		1 3				
												72	N	Temple		0 3				
														102	A	Rhode Island		0 3		
														104	A	George Washington		0 3		
														104	H	George Washington		0 3		
														177	A	Duquesne		0 3		
														177	H	Duquesne		0 3		
														184	A	Marist		0 3		
														185	A	VCU		2 3		
														185	H	VCU		0 3		
														189	N	Eastern Wash.		0 3		
														194	N	Penn		0 3		
														221	N	Bryant		1 3		
														225	A	George Mason		2 3		
														225	H	George Mason		1 3		
														232	N	Bucknell		0 3		
														242	A	UMES		0 3		
														243	A	Davidson		0 3		
														243	H	Davidson		2 3		
														244	A	UMBC		3 2		
														246	A	William & Mary		0 3		
														251	A	New Orleans		2 3		
														257	N	Providence		0 3		
														282	A	Fordham		2 3		
														300	H	Lafayette		3 0		
														312	N	Gardner-Webb		3 0		
														315	H	Fairleigh Dickinson		3 1		
														319	N	Norfolk St.		3 2		
														322	H	Delaware St.		3 0		
				LAST 10 GAMES																
				104 A George Washington		0 3				243 A Davidson		0 3								
				225 A George Mason		2 3				185 A VCU		2 3								
				185 H VCU		0 3				242 A UMES		0 3								
				243 H Davidson		2 3				225 H George Mason		1 3								
				177 H Duquesne		0 3				104 H George Washington		0 3								

**Non-Div. I Games:**

La Salle

Average RPI Win:	281	WON-LOST RECORD	WINNING PCT. RANK	LAST 10 GAMES	STRENGTH OF SCHEDULE	OPP. STRENGTH OF SCHEDULE	TEAM RPI	ADJ RPI	CONF. RPI	ADJ CONF. RPI		
DIV. I ONLY		11- 16	.40741	219	1- 9	312	287	295	.39818	300	25	25
DIV. I NON-CONF.		8- 3	.72727	71	0- 0	329	324	241	.43598	246	25	26
<hr/>												
TOTALS	RPI 1-25	RPI 26-50		W-L RECORDS		RPI 51-100		RPI 101-150		RPI 150+		
11- 16	0- 0	0- 0		OVERALL		0- 2		0- 2		11- 12		
8- 7	0- 0	0- 0		HOME		0- 1		0- 1		8- 5		
2- 8	0- 0	0- 0		AWAY		0- 1		0- 1		2- 6		
1- 1	0- 0	0- 0		NEUTRAL		0- 0		0- 0		1- 1		
<hr/>												
8- 3	0- 0	0- 0		NON-CONFERENCE		0- 0		0- 0		8- 3		
7- 0	0- 0	0- 0		HOME		0- 0		0- 0		7- 0		
0- 2	0- 0	0- 0		AWAY		0- 0		0- 0		0- 2		
1- 1	0- 0	0- 0		NEUTRAL		0- 0		0- 0		1- 1		
<hr/>												
3- 13	0- 0	0- 0		CONFERENCE		0- 2		0- 2		3- 9		
1- 7	0- 0	0- 0		HOME		0- 1		0- 1		1- 5		
2- 6	0- 0	0- 0		AWAY		0- 1		0- 1		2- 4		
0- 0	0- 0	0- 0		NEUTRAL		0- 0		0- 0		0- 0		
<hr/>												
RPI	S	Opponent	Score	RPI	S	Opponent	Score	RPI	S	Opponent	Score	
						77 A American	0 3			121 A Army West Point	0 3	
						77 H American	0 3			121 H Army West Point	0 3	
										156 A Lehigh	3 0	
										156 H Lehigh	0 3	
										184 H Marist	3 2	
										199 A Colgate	0 3	
										199 H Colgate	0 3	
										232 A Bucknell	0 3	
										232 H Bucknell	2 3	
										257 A Providence	0 3	
										264 A Navy	0 3	
										264 H Navy	0 3	
										279 H Morehead St.	3 2	
										283 H Rider	3 2	
										297 H NJIT	3 0	
										299 A La Salle	0 3	
										308 A Loyola Maryland	3 1	
										308 H Loyola Maryland	3 0	
										311 A Holy Cross	0 3	
										311 H Holy Cross	2 3	
										314 H St. Francis Brooklyn	3 1	
										315 H Fairleigh Dickinson	3 0	
										315 N Fairleigh Dickinson	2 3	
										324 H Saint Peter's	3 2	
										324 N Saint Peter's	3 1	
<hr/>												
				LAST 10 GAMES								
				199 A Colgate	0 3	77 A American	0 3	315 N Fairleigh Dickinson	2 3			
				264 H Navy	0 3	308 A Loyola Maryland	3 1	324 H Saint Peter's	3 2			
				121 H Army West Point	0 3	156 H Lehigh	0 3	324 N Saint Peter's	3 1			
				311 H Holy Cross	2 3	264 A Navy	0 3					
				232 A Bucknell	0 3	199 H Colgate	0 3					

Non-Div. I Games:

Lafayette



Average RPI Win: 327		WON-LOST RECORD		WINNING PCT. RANK		LAST 10 GAMES		STRENGTH OF SCHEDULE		OPP. STRENGTH OF SCHEDULE		TEAM RPI		ADJ RPI		CONF. RPI		ADJ CONF. RPI	
DIV. I ONLY		13- 19		.40625 221		6- 3		306		327		300		.39653 301		32		32	
DIV. I NON-CONF.		0- 13		0 319		0- 1		76		181		294		.40166 293		32		32	
TOTALS		RPI 1-25		RPI 26-50		W-L RECORDS		RPI 51-100		RPI 101-150		RPI 150+							
13- 19		0- 0		0- 2		OVERALL		0- 3		0- 0		13- 14							
4- 0		0- 0		0- 0		HOME		0- 0		0- 0		4- 0							
4- 8		0- 0		0- 1		AWAY		0- 2		0- 0		4- 5							
5- 11		0- 0		0- 1		NEUTRAL		0- 1		0- 0		5- 9							
0- 13		0- 0		0- 2		NON-CONFERENCE		0- 3		0- 0		0- 8							
0- 0		0- 0		0- 0		HOME		0- 0		0- 0		0- 0							
0- 6		0- 0		0- 1		AWAY		0- 2		0- 0		0- 3							
0- 7		0- 0		0- 1		NEUTRAL		0- 1		0- 0		0- 5							
13- 6		0- 0		0- 0		CONFERENCE		0- 0		0- 0		13- 6							
4- 0		0- 0		0- 0		HOME		0- 0		0- 0		4- 0							
4- 2		0- 0		0- 0		AWAY		0- 0		0- 0		4- 2							
5- 4		0- 0		0- 0		NEUTRAL		0- 0		0- 0		5- 4							
RPI S	Opponent	Score		RPI S	Opponent	Score		RPI S	Opponent	Score		RPI S	Opponent	Score					
29 N	Illinois	0 3		29 N	Illinois	0 3		63 N	UTSA	0 3		157 N	UNLV	0 3					
39 A	Arizona St.	0 3		39 A	Arizona St.	0 3		65 A	A&M-Corpus Christi	0 3		181 A	Houston Baptist	0 3					
								65 A	A&M-Corpus Christi	0 3		184 N	Marist	1 3					
												191 A	McNeese St.	0 3					
												220 A	Lamar	1 3					
												220 N	Lamar	0 3					
												248 N	UTRGV	0 3					
												291 N	UAB	2 3					
												293 N	Alabama St.	0 3					
												293 N	Alabama St.	0 3					
												293 N	Alabama St.	2 3					
												310 A	Jackson St.	0 3					
												316 N	Alabama A&M	0 3					
												316 N	Alabama A&M	3 2					
												321 A	Prairie View	3 1					
												321 H	Prairie View	3 0					
												321 N	Prairie View	3 0					
												325 A	Southern U.	1 3					
												325 A	Southern U.	3 1					
												325 H	Southern U.	3 1					
												326 A	Ark.-Pine Bluff	3 2					
												326 H	Ark.-Pine Bluff	3 0					
												332 A	Grambling	3 0					
												332 H	Grambling	3 0					
												333 N	Alcorn	3 0					
												333 N	Alcorn	3 0					
												334 N	Mississippi Val.	3 1					
LAST 10 GAMES				LAST 10 GAMES				LAST 10 GAMES				LAST 10 GAMES							
325 A	Southern U.	3 1		325 A	Southern U.	3 1		332 A	Grambling	3 0		332 A	Grambling	3 0					
293 N	Alabama St.	0 3		293 N	Alabama St.	0 3		321 H	Prairie View	3 0		332 H	Grambling	3 0					
316 N	Alabama A&M	3 2		316 N	Alabama A&M	3 2		325 H	Southern U.	3 1		333 N	Alcorn	3 0					
293 N	Alabama St.	0 3		293 N	Alabama St.	0 3		181 A	Houston Baptist	0 3		333 N	Alcorn	3 0					
333 N	Alcorn	3 0		333 N	Alcorn	3 0		326 H	Ark.-Pine Bluff	3 0		334 N	Mississippi Val.	3 1					

Non-Div. I Games: Huston-Tillotson 3 0 Huston-Tillotson 3 0 Texas Col. 3 0 Texas Southern

Average RPI Win: 286		WON-LOST	WINNING	LAST 10	STRENGTH OF		OPP. STRENGTH	TEAM	ADJ	CONF.	ADJ CONF.
Average RPI Loss: 225		RECORD	PCT. RANK	GAMES	SCHEDULE		OF SCHEDULE	RPI	RPI	RPI	RPI
DIV. I ONLY		11- 16	.40741	219	1- 9		318	295	301	.39554	302
DIV. I NON-CONF.		8- 5	.61538	125	0- 0		318	257	232	.45129	230
TOTALS		RPI 1-25	RPI 26-50		W-L RECORDS		RPI 51-100		RPI 101-150		RPI 150+
11- 16	0- 0	0- 0		OVERALL		0- 0		0- 2		11- 14	
7- 6	0- 0	0- 0		HOME		0- 0		0- 0		7- 6	
1- 8	0- 0	0- 0		AWAY		0- 0		0- 1		1- 7	
3- 2	0- 0	0- 0		NEUTRAL		0- 0		0- 1		3- 1	
8- 5	0- 0	0- 0		NON-CONFERENCE		0- 0		0- 2		8- 3	
5- 1	0- 0	0- 0		HOME		0- 0		0- 0		5- 1	
0- 2	0- 0	0- 0		AWAY		0- 0		0- 1		0- 1	
3- 2	0- 0	0- 0		NEUTRAL		0- 0		0- 1		3- 1	
3- 11	0- 0	0- 0		CONFERENCE		0- 0		0- 0		3- 11	
2- 5	0- 0	0- 0		HOME		0- 0		0- 0		2- 5	
1- 6	0- 0	0- 0		AWAY		0- 0		0- 0		1- 6	
0- 0	0- 0	0- 0		NEUTRAL		0- 0		0- 0		0- 0	
RPI S	Opponent	Score	RPI S	Opponent	Score	RPI S	Opponent	Score	RPI S	Opponent	Score
									116 N	San Francisco	0 3
									125 A	St. John's (NY)	0 3
									164 H	Fairfield	3 0
									178 A	LIU Brooklyn	0 3
									178 H	LIU Brooklyn	0 3
									203 A	Robert Morris	1 3
									203 H	Robert Morris	1 3
									221 A	Bryant	0 3
									221 H	Bryant	1 3
									225 N	George Mason	1 3
									229 A	Ill.-Chicago	0 3
									232 H	Bucknell	3 1
									252 H	Brown	1 3
									253 A	Sacred Heart	1 3
									253 H	Sacred Heart	1 3
									285 N	Cornell	3 1
									288 N	Morgan St.	3 0
									297 H	NJIT	3 0
									307 N	Chicago St.	3 0
									311 H	Holy Cross	3 1
									314 A	St. Francis Brooklyn	0 3
									314 H	St. Francis Brooklyn	3 0
									315 A	Fairleigh Dickinson	3 2
									315 H	Fairleigh Dickinson	3 0
									317 A	Saint Francis (PA)	1 3
									317 H	Saint Francis (PA)	2 3
									318 H	Hartford	3 0
			LAST 10 GAMES								
			203 A	Robert Morris	1 3	178 A	LIU Brooklyn	0 3			
			317 A	Saint Francis (PA)	1 3	314 A	St. Francis Brooklyn	0 3			
			221 H	Bryant	1 3	203 H	Robert Morris	1 3			
			315 H	Fairleigh Dickinson	3 0	317 H	Saint Francis (PA)	2 3			
			253 H	Sacred Heart	1 3	221 A	Bryant	0 3			

Non-Div. I Games:

Central Conn. St.

Average RPI Win:	0	WON-LOST	WINNING	LAST 10	STRENGTH OF	OPP. STRENGTH	TEAM	ADJ	CONF.	ADJ CONF.		
Average RPI Loss:	133	RECORD	PCT. RANK	GAMES	SCHEDULE	OF SCHEDULE	RPI	RPI	RPI	RPI		
DIV. I ONLY	0-28	0	333	0-10	111	126	305	.39145	303	14	13	
DIV. I NON-CONF.	0-12	0	319	0-0	83	113	289	.40637	286	9	9	
<hr/>												
TOTALS	RPI 1-25	RPI 26-50		W-L RECORDS	RPI 51-100		RPI 101-150		RPI 150+			
0-28	0-0	0-4		OVERALL	0-5		0-9		0-10			
0-11	0-0	0-1		HOME	0-3		0-3		0-4			
0-11	0-0	0-1		AWAY	0-1		0-5		0-4			
0-6	0-0	0-2		NEUTRAL	0-1		0-1		0-2			
<hr/>												
0-12	0-0	0-2		NON-CONFERENCE	0-3		0-3		0-4			
0-3	0-0	0-0		HOME	0-2		0-0		0-1			
0-3	0-0	0-0		AWAY	0-0		0-2		0-1			
0-6	0-0	0-2		NEUTRAL	0-1		0-1		0-2			
<hr/>												
0-16	0-0	0-2		CONFERENCE	0-2		0-6		0-6			
0-8	0-0	0-1		HOME	0-1		0-3		0-3			
0-8	0-0	0-1		AWAY	0-1		0-3		0-3			
0-0	0-0	0-0		NEUTRAL	0-0		0-0		0-0			
<hr/>												
RPI	S	Opponent	Score	RPI	S	Opponent	Score	RPI	S	Opponent	Score	
				26	A	Hawaii	0 3	53	A	Long Beach St.	0 3	
				26	H	Hawaii	0 3	53	H	Long Beach St.	0 3	
				32	N	SMU	0 3	73	H	Duke	0 3	
				37	N	Santa Clara	0 3	76	N	Sacramento St.	0 3	
								90	H	Alabama	2 3	
										105	A Cal Poly	0 3
										105	H Cal Poly	0 3
										106	A New Mexico	0 3
										116	A San Francisco	0 3
										124	N North Dakota St.	1 3
										126	A UC Davis	0 3
										126	H UC Davis	0 3
										141	A UC Irvine	2 3
										141	H UC Irvine	1 3
										165	N Yale	0 3
										190	H St. Mary's (CA)	0 3
										204	A Fresno St.	1 3
										216	A UC Santa Barbara	1 3
										216	H UC Santa Barbara	1 3
										223	A CSUN	0 3
										223	H CSUN	2 3
										235	A UC Riverside	2 3
										235	H UC Riverside	0 3
										259	N Central Mich.	2 3
<hr/>												
LAST 10 GAMES												
				223	H	CSUN	2 3	235	H	UC Riverside	0 3	
				53	A	Long Beach St.	0 3	53	H	Long Beach St.	0 3	
				105	H	Cal Poly	0 3	26	A	Hawaii	0 3	
				216	H	UC Santa Barbara	1 3	126	H	UC Davis	0 3	
				223	A	CSUN	0 3	141	H	UC Irvine	1 3	

Non-Div. I Games:

Cal St. Fullerton

Average RPI Win:	273	WON-LOST	WINNING	LAST 10	STRENGTH OF	OPP. STRENGTH	TEAM	ADJ	CONF.	ADJ CONF.	
Average RPI Loss:	154	RECORD	PCT. RANK	GAMES	SCHEDULE	OF SCHEDULE	RPI	RPI	RPI	RPI	
DIV. I ONLY	3- 21	.125	324	0- 10	231	181	306	.39036	304	19	18
DIV. I NON-CONF.	2- 6	.25	271	0- 0	220	186	279	.4144	279	16	15
<hr/>											
TOTALS	RPI 1-25	RPI 26-50		W-L RECORDS		RPI 51-100		RPI 101-150		RPI 150+	
3- 21	0- 0	0- 1		OVERALL		0- 4		0- 3		3- 13	
1- 7	0- 0	0- 1		HOME		0- 1		0- 1		1- 4	
0- 12	0- 0	0- 0		AWAY		0- 2		0- 1		0- 9	
2- 2	0- 0	0- 0		NEUTRAL		0- 1		0- 1		2- 0	
<hr/>											
2- 6	0- 0	0- 0		NON-CONFERENCE		0- 2		0- 1		2- 3	
0- 0	0- 0	0- 0		HOME		0- 0		0- 0		0- 0	
0- 4	0- 0	0- 0		AWAY		0- 1		0- 0		0- 3	
2- 2	0- 0	0- 0		NEUTRAL		0- 1		0- 1		2- 0	
<hr/>											
1- 15	0- 0	0- 1		CONFERENCE		0- 2		0- 2		1- 10	
1- 7	0- 0	0- 1		HOME		0- 1		0- 1		1- 4	
0- 8	0- 0	0- 0		AWAY		0- 1		0- 1		0- 6	
0- 0	0- 0	0- 0		NEUTRAL		0- 0		0- 0		0- 0	
<hr/>											
RPI S	Opponent	Score	RPI S	Opponent	Score	RPI S	Opponent	Score	RPI S	Opponent	Score
			33 H	Northern Ariz.	0 3	56 H	Idaho St.	0 3	117 N	Miami (OH)	2 3
						63 N	UTSA	0 3	139 A	North Dakota	1 3
						64 A	Colorado	1 3	139 H	North Dakota	1 3
						76 A	Sacramento St.	0 3	151 A	Northern Colo.	0 3
									151 H	Northern Colo.	2 3
									173 A	Idaho	0 3
									173 H	Idaho	0 3
									183 H	Southern Utah	0 3
									185 A	Nevada	0 3
									189 A	Eastern Wash.	2 3
									189 H	Eastern Wash.	1 3
									197 A	Sam Houston St.	1 3
									205 A	Air Force	2 3
									215 A	Portland St.	1 3
									237 N	Tulane	3 1
									260 A	Montana	0 3
									260 H	Montana	3 1
									274 A	Weber St.	0 3
									321 N	Prairie View	3 0
<hr/>											
LAST 10 GAMES											
			260 A	Montana	0 3	173 A	Idaho	0 3			
			274 A	Weber St.	0 3	215 A	Portland St.	1 3			
			151 H	Northern Colo.	2 3	76 A	Sacramento St.	0 3			
			139 H	North Dakota	1 3	173 H	Idaho	0 3			
			189 A	Eastern Wash.	2 3	189 H	Eastern Wash.	1 3			

Non-Div. I Games:

Montana St.

Average RPI Win:	296	WON-LOST	WINNING	LAST 10	STRENGTH OF	OPP. STRENGTH	TEAM	ADJ	CONF.	ADJ CONF.			
Average RPI Loss:	183	RECORD	PCT. RANK	GAMES	SCHEDULE	OF SCHEDULE	RPI	RPI	RPI	RPI			
DIV. I ONLY	10- 23	.30303	269	4- 6	303	274	303	.38834	305	26	26		
DIV. I NON-CONF.	6- 12	.33333	249	1- 0	327	258	317	.35952	318	27	27		
<hr/>													
TOTALS	RPI 1-25	RPI 26-50		W-L RECORDS		RPI 51-100		RPI 101-150		RPI 150+			
10- 23	0- 0	0- 0		OVERALL		0- 6		0- 0		10- 17			
6- 4	0- 0	0- 0		HOME		0- 1		0- 0		6- 3			
3- 11	0- 0	0- 0		AWAY		0- 2		0- 0		3- 9			
1- 8	0- 0	0- 0		NEUTRAL		0- 3		0- 0		1- 5			
<hr/>													
6- 12	0- 0	0- 0		NON-CONFERENCE		0- 3		0- 0		6- 9			
3- 0	0- 0	0- 0		HOME		0- 0		0- 0		3- 0			
2- 5	0- 0	0- 0		AWAY		0- 1		0- 0		2- 4			
1- 7	0- 0	0- 0		NEUTRAL		0- 2		0- 0		1- 5			
<hr/>													
4- 11	0- 0	0- 0		CONFERENCE		0- 3		0- 0		4- 8			
3- 4	0- 0	0- 0		HOME		0- 1		0- 0		3- 3			
1- 6	0- 0	0- 0		AWAY		0- 1		0- 0		1- 5			
0- 1	0- 0	0- 0		NEUTRAL		0- 1		0- 0		0- 0			
<hr/>													
RPI	S	Opponent	Score	RPI	S	Opponent	Score	RPI	S	Opponent	Score		
						58 N	UNCW	0	3	153 A	South Carolina	1	3
						79 N	Appalachian St.	0	3	166 A	Liberty	1	3
						83 A	Coastal Caro.	0	3	175 N	Wake Forest	0	3
						83 H	Coastal Caro.	0	3	180 A	High Point	1	3
						83 N	Coastal Caro.	0	3	180 H	High Point	0	3
						86 A	Col. of Charleston	1	3	183 N	Southern Utah	0	3
										193 A	Campbell	0	3
										193 H	Campbell	1	3
										209 A	Clemson	1	3
										213 N	Wofford	2	3
										217 A	Radford	3	2
										236 A	Winthrop	0	3
										236 H	Winthrop	3	1
										241 H	UNC Asheville	2	3
										254 N	East Carolina	2	3
										263 A	Elon	3	1
										272 N	Niagara	2	3
										276 A	Grand Canyon	2	3
										306 A	Citadel	2	3
										306 H	Citadel	3	0
										309 A	Presbyterian	1	3
										309 H	Presbyterian	3	0
										312 H	Gardner-Webb	3	1
										328 N	N.C. Central	3	0
										329 H	South Carolina St.	3	1
										331 A	Savannah St.	3	0
										331 H	Savannah St.	3	0
<hr/>													
				LAST 10 GAMES									
						83 N	Coastal Caro.	0	3	236 H	Winthrop	3	1
						193 A	Campbell	0	3	309 H	Presbyterian	3	0
						180 A	High Point	1	3	312 H	Gardner-Webb	3	1
						83 H	Coastal Caro.	0	3	241 H	UNC Asheville	2	3
						306 H	Citadel	3	0	180 H	High Point	0	3

Non-Div. I Games:

Charleston So.

Average RPI Win: Average RPI Loss:	304 179	WON-LOST RECORD	WINNING PCT. RANK	LAST 10 GAMES		STRENGTH OF SCHEDULE	OPP. STRENGTH OF SCHEDULE	TEAM RPI	ADJ RPI	CONF. RPI	ADJ CONF. RPI						
DIV. I ONLY		7- 28	.2 304	0- 10		263	281	304	.38762 306	18	19						
DIV. I NON-CONF.		7- 11	.38889 225	0- 1		295	327	298	.39501 299	22	22						
<hr/>																	
TOTALS	RPI 1-25	RPI 26-50		W-L RECORDS		RPI 51-100		RPI 101-150		RPI 150+							
7- 28	0- 0	0- 0		OVERALL		0- 5		0- 8		7- 15							
2- 10	0- 0	0- 0		HOME		0- 2		0- 3		2- 5							
2- 13	0- 0	0- 0		AWAY		0- 2		0- 5		2- 6							
3- 5	0- 0	0- 0		NEUTRAL		0- 1		0- 0		3- 4							
<hr/>																	
7- 11	0- 0	0- 0		NON-CONFERENCE		0- 1		0- 2		7- 8							
2- 3	0- 0	0- 0		HOME		0- 0		0- 1		2- 2							
2- 3	0- 0	0- 0		AWAY		0- 0		0- 1		2- 2							
3- 5	0- 0	0- 0		NEUTRAL		0- 1		0- 0		3- 4							
<hr/>																	
0- 17	0- 0	0- 0		CONFERENCE		0- 4		0- 6		0- 7							
0- 7	0- 0	0- 0		HOME		0- 2		0- 2		0- 3							
0- 10	0- 0	0- 0		AWAY		0- 2		0- 4		0- 4							
0- 0	0- 0	0- 0		NEUTRAL		0- 0		0- 0		0- 0							
<hr/>																	
RPI S	Opponent	Score	RPI S	Opponent	Score	RPI S	Opponent	Score	RPI S	Opponent	Score						
						78 A Chattanooga	1 3	108 A Georgia Tech	0 3								
						78 H Chattanooga	0 3	119 A UNCG	0 3								
						83 N Coastal Caro.	1 3	119 H UNCG	0 3								
						84 A Furman	0 3	128 A ETSU	0 3								
						84 H Furman	1 3	128 H ETSU	1 3								
						136 A Samford	0 3	136 A Samford	0 3								
						140 H North Florida	0 3	207 N Siena	3 1								
						213 A Wofford	0 3	213 H Wofford	0 3								
						214 N USC Upstate	1 3	218 A Western Caro.	1 3								
						218 A Western Caro.	1 3	218 H Western Caro.	2 3								
						231 H Wright St.	1 3	241 A UNC Asheville	1 3								
						241 H UNC Asheville	2 3	247 A Mercer	0 3								
						247 H Mercer	2 3	251 N New Orleans	1 3								
						265 N Southeast Mo. St.	2 3	269 N UT Martin	1 3								
						305 A Charleston So.	0 3	305 A Charleston So.	0 3								
						119 H UNCG	0 3	305 H Charleston So.	3 2								
						218 H Western Caro.	2 3	312 A Gardner-Webb	3 2								
						84 A Furman	0 3	316 N Alabama A&M	3 1								
									LAST 10 GAMES								
									218 A Western Caro.	1 3	78 A Chattanooga						
213 A Wofford	0 3	305 A Charleston So.	0 3														
247 H Mercer	2 3	119 H UNCG	0 3														
136 A Samford	0 3	218 H Western Caro.	2 3														
136 A Samford	0 3	84 A Furman	0 3	316 N Alabama A&M	3 1												

**Non-Div. I Games:**

Citadel

RPI	S	Opponent	Score	
329	N	South Carolina St.	3	1
331	A	Savannah St.	3	0
331	H	Savannah St.	3	1

Citadel

C  
i  
t  
a  
d  
e  
l

C  
i  
t  
a  
d  
e  
l

Average RPI Win:	313	WON-LOST RECORD	WINNING PCT. RANK	LAST 10 GAMES	STRENGTH OF SCHEDULE	OPP. STRENGTH OF SCHEDULE	TEAM RPI	ADJ RPI	CONF. RPI	ADJ CONF. RPI	
DIV. I ONLY		1- 27	.03571 332	0- 10	141	235	311	.38171 307	21	21	
DIV. I NON-CONF.		1- 13	.07143 314	0- 1	94	238	282	.40637 286	20	20	
<hr/>											
TOTALS	RPI 1-25	RPI 26-50		W-L RECORDS	RPI 51-100		RPI 101-150		RPI 150+		
1- 27	0- 3	0- 0		OVERALL	0- 2		0- 7		1- 15		
0- 8	0- 0	0- 0		HOME	0- 1		0- 2		0- 5		
0- 13	0- 1	0- 0		AWAY	0- 1		0- 4		0- 7		
1- 6	0- 2	0- 0		NEUTRAL	0- 0		0- 1		1- 3		
<hr/>											
1- 13	0- 3	0- 0		NON-CONFERENCE	0- 0		0- 3		1- 7		
0- 1	0- 0	0- 0		HOME	0- 0		0- 0		0- 1		
0- 6	0- 1	0- 0		AWAY	0- 0		0- 2		0- 3		
1- 6	0- 2	0- 0		NEUTRAL	0- 0		0- 1		1- 3		
<hr/>											
0- 14	0- 0	0- 0		CONFERENCE	0- 2		0- 4		0- 8		
0- 7	0- 0	0- 0		HOME	0- 1		0- 2		0- 4		
0- 7	0- 0	0- 0		AWAY	0- 1		0- 2		0- 4		
0- 0	0- 0	0- 0		NEUTRAL	0- 0		0- 0		0- 0		
<hr/>											
RPI S	Opponent	Score	RPI S	Opponent	Score	RPI S	Opponent	Score	RPI S	Opponent	Score
3 A	Southern California	0 3				61 A	New Mexico St.	0 3	123 A	Valparaiso	0 3
14 N	BYU	0 3				61 H	New Mexico St.	0 3	123 N	Valparaiso	0 3
24 N	North Carolina	0 3							130 A	CSU Bakersfield	0 3
									130 H	CSU Bakersfield	0 3
									149 A	Indiana St.	0 3
									150 A	Seattle	2 3
									150 H	Seattle	1 3
									159 A	UMKC	0 3
									159 H	UMKC	0 3
									170 A	Green Bay	0 3
									198 A	Utah Valley	0 3
									198 H	Utah Valley	0 3
									224 A	Ga. Southern	1 3
									229 A	Ill.-Chicago	1 3
									236 N	Winthrop	0 3
									240 N	Tennessee St.	0 3
									248 A	UTRGV	0 3
									248 H	UTRGV	0 3
									276 A	Grand Canyon	0 3
									276 H	Grand Canyon	0 3
									288 H	Morgan St.	0 3
									302 N	Central Conn. St.	0 3
									313 N	Western Ill.	3 0
<hr/>											
			LAST 10 GAMES								
			130 A	CSU Bakersfield	0 3	198 A	Utah Valley	0 3	313 N	Western Ill.	3 0
			276 A	Grand Canyon	0 3	150 A	Seattle	2 3			
			159 A	UMKC	0 3	276 H	Grand Canyon	0 3			
			61 H	New Mexico St.	0 3	130 H	CSU Bakersfield	0 3			
			248 H	UTRGV	0 3	123 A	Valparaiso	0 3			

Non-Div. I Games:

Chicago St.



Average RPI Win: 295		WON-LOST	WINNING	LAST 10	STRENGTH OF		OPP. STRENGTH	TEAM	ADJ	CONF.	ADJ CONF.
Average RPI Loss: 211		RECORD	PCT. RANK	GAMES	SCHEDULE		OF SCHEDULE	RPI	RPI	RPI	RPI
DIV. I ONLY		6- 25	.19355	308	0- 10		251	305	308	.37969	308
DIV. I NON-CONF.		5- 10	.33333	249	0- 0		227	331	280	.40985	281
TOTALS		RPI 1-25	RPI 26-50		W-L RECORDS		RPI 51-100		RPI 101-150		RPI 150+
6- 25	0- 0	0- 0		OVERALL		0- 2		0- 3		6- 20	
3- 7	0- 0	0- 0		HOME		0- 1		0- 1		3- 5	
0- 13	0- 0	0- 0		AWAY		0- 1		0- 2		0- 10	
3- 5	0- 0	0- 0		NEUTRAL		0- 0		0- 0		3- 5	
5- 10	0- 0	0- 0		NON-CONFERENCE		0- 0		0- 1		5- 9	
2- 0	0- 0	0- 0		HOME		0- 0		0- 0		2- 0	
0- 5	0- 0	0- 0		AWAY		0- 0		0- 1		0- 4	
3- 5	0- 0	0- 0		NEUTRAL		0- 0		0- 0		3- 5	
1- 15	0- 0	0- 0		CONFERENCE		0- 2		0- 2		1- 11	
1- 7	0- 0	0- 0		HOME		0- 1		0- 1		1- 5	
0- 8	0- 0	0- 0		AWAY		0- 1		0- 1		0- 6	
0- 0	0- 0	0- 0		NEUTRAL		0- 0		0- 0		0- 0	
RPI S	Opponent	Score	RPI S	Opponent	Score	RPI S	Opponent	Score	RPI S	Opponent	Score
						77 A American	0	3	104 A George Washington	1	3
						77 H American	0	3	121 A Army West Point	0	3
									121 H Army West Point	0	3
									156 A Lehigh	0	3
									156 H Lehigh	0	3
									179 A Delaware	0	3
									180 A High Point	1	3
									199 A Colgate	1	3
									199 H Colgate	0	3
									203 A Robert Morris	1	3
									228 H Howard	3	0
									232 A Bucknell	0	3
									232 H Bucknell	0	3
									242 A UMES	2	3
									244 N UMBC	1	3
									253 N Sacred Heart	2	3
									256 N Manhattan	3	1
									264 A Navy	0	3
									264 H Navy	0	3
									268 N Georgia St.	0	3
									288 N Morgan St.	1	3
									294 N Canisius	0	3
									300 A Lafayette	0	3
									300 H Lafayette	1	3
									311 A Holy Cross	0	3
									311 H Holy Cross	3	0
									317 H Saint Francis (PA)	3	0
			LAST 10 GAMES								
			264 H Navy	0	3	121 A Army West Point	0	3			
			77 A American	0	3	156 H Lehigh	0	3			
			199 H Colgate	0	3	300 H Lafayette	1	3			
			232 H Bucknell	0	3	264 A Navy	0	3			
			311 A Holy Cross	0	3	77 H American	0	3			

Non-Div. I Games:

Loyola Maryland

RPI	S	Opponent	Score	
328	N	N.C. Central	3	2
329	N	South Carolina St.	3	1

Loyola Maryland

L  
o  
y  
o  
l  
a  
M  
a  
r  
y  
l  
a  
n  
d

L  
o  
y  
o  
l  
a  
M  
a  
r  
y  
l  
a  
n  
d

Average RPI Win: 306		WON-LOST	WINNING	LAST 10	STRENGTH OF		OPP. STRENGTH	TEAM	ADJ	CONF.	ADJ CONF.
Average RPI Loss: 201		RECORD	PCT. RANK	GAMES	SCHEDULE		OF SCHEDULE	RPI	RPI	RPI	RPI
DIV. I ONLY		4- 24	.14286 320	1- 9	245		288	313	.37788 309	26	26
DIV. I NON-CONF.		2- 12	.14286 305	0- 1	230		274	311	.3771 309	27	27
TOTALS		RPI 1-25	RPI 26-50	W-L RECORDS	RPI 51-100		RPI 101-150	RPI 150+			
4- 24	0- 0		0- 0	OVERALL	0- 4		0- 1	4- 19			
2- 6	0- 0		0- 0	HOME	0- 1		0- 0	2- 5			
0- 12	0- 0		0- 0	AWAY	0- 3		0- 0	0- 9			
2- 6	0- 0		0- 0	NEUTRAL	0- 0		0- 1	2- 5			
2- 12	0- 0		0- 0	NON-CONFERENCE	0- 2		0- 1	2- 9			
0- 1	0- 0		0- 0	HOME	0- 0		0- 0	0- 1			
0- 5	0- 0		0- 0	AWAY	0- 2		0- 0	0- 3			
2- 6	0- 0		0- 0	NEUTRAL	0- 0		0- 1	2- 5			
2- 12	0- 0		0- 0	CONFERENCE	0- 2		0- 0	2- 10			
2- 5	0- 0		0- 0	HOME	0- 1		0- 0	2- 4			
0- 7	0- 0		0- 0	AWAY	0- 1		0- 0	0- 6			
0- 0	0- 0		0- 0	NEUTRAL	0- 0		0- 0	0- 0			
RPI S	Opponent	Score	RPI S	Opponent	Score	RPI S	Opponent	Score	RPI S	Opponent	Score
						58 A	UNCW	0 3	128 N	ETSU	0 3
						83 A	Coastal Caro.	0 3	166 H	Liberty	0 3
						83 H	Coastal Caro.	0 3	180 A	High Point	0 3
						96 A	FGCU	0 3	193 A	Campbell	0 3
									209 A	Clemson	0 3
									212 N	Stetson	1 3
									213 A	Wofford	0 3
									213 H	Wofford	0 3
									214 N	USC Upstate	1 3
									217 H	Radford	0 3
									236 A	Winthrop	0 3
									236 H	Winthrop	0 3
									241 A	UNC Asheville	0 3
									241 H	UNC Asheville	0 3
									242 N	UMES	1 3
									243 A	Davidson	0 3
									251 N	New Orleans	2 3
									254 N	East Carolina	2 3
									282 N	Fordham	3 1
									305 A	Charleston So.	0 3
									305 H	Charleston So.	3 1
									312 A	Gardner-Webb	1 3
									312 H	Gardner-Webb	3 2
									323 N	Hampton	3 0
			LAST 10 GAMES								
			236 A	Winthrop	0 3	217 H	Radford	0 3			
			312 H	Gardner-Webb	3 2	166 H	Liberty	0 3			
			241 H	UNC Asheville	0 3	213 A	Wofford	0 3			
			83 A	Coastal Caro.	0 3	180 A	High Point	0 3			
			305 A	Charleston So.	0 3	193 A	Campbell	0 3			

Non-Div. I Games:

Presbyterian

Average RPI Win:	318	WON-LOST	WINNING	LAST 10	STRENGTH OF	OPP. STRENGTH	TEAM	ADJ	CONF.	ADJ CONF.	
Average RPI Loss:	239	RECORD	PCT. RANK	GAMES	SCHEDULE	OF SCHEDULE	RPI	RPI	RPI	RPI	
DIV. I ONLY	15- 21	.41667	216	9- 1	323	325	307	.37709	310	32	32
DIV. I NON-CONF.	0- 19	0	319	0- 1	301	263	331	.30237	329	32	32
TOTALS	RPI 1-25	RPI 26-50	W-L RECORDS	RPI 51-100	RPI 101-150	RPI 150+					
15- 21	0- 0	0- 0	OVERALL	0- 0	0- 3	15- 18					
8- 5	0- 0	0- 0	HOME	0- 0	0- 1	8- 4					
3- 8	0- 0	0- 0	AWAY	0- 0	0- 1	3- 7					
4- 8	0- 0	0- 0	NEUTRAL	0- 0	0- 1	4- 7					
0- 19	0- 0	0- 0	NON-CONFERENCE	0- 0	0- 3	0- 16					
0- 4	0- 0	0- 0	HOME	0- 0	0- 1	0- 3					
0- 7	0- 0	0- 0	AWAY	0- 0	0- 1	0- 6					
0- 8	0- 0	0- 0	NEUTRAL	0- 0	0- 1	0- 7					
15- 2	0- 0	0- 0	CONFERENCE	0- 0	0- 0	15- 2					
8- 1	0- 0	0- 0	HOME	0- 0	0- 0	8- 1					
3- 1	0- 0	0- 0	AWAY	0- 0	0- 0	3- 1					
4- 0	0- 0	0- 0	NEUTRAL	0- 0	0- 0	4- 0					
RPI S	Opponent	Score	RPI S	Opponent	Score	RPI S	Opponent	Score	RPI S	Opponent	Score
							111 H	Southern Miss.	0	3	
							131 A	Mississippi St.	0	3	
							147 N	Houston	0	3	
							183 N	Southern Utah	0	3	
							188 N	Northern Ky.	1	3	
							191 A	McNeese St.	1	3	
							220 A	Lamar	0	3	
							237 N	Tulane	0	3	
							245 H	Louisiana Tech	1	3	
							248 N	UTRGV	0	3	
							249 H	La.-Monroe	0	3	
							249 N	La.-Monroe	0	3	
							251 A	New Orleans	0	3	
							262 A	Evansville	0	3	
							287 N	Nicholls St.	0	3	
							292 A	La.-Lafayette	1	3	
							293 A	Alabama St.	1	3	
							293 H	Alabama St.	3	2	
							293 N	Alabama St.	3	1	
							293 N	Alabama St.	3	1	
							295 A	Jacksonville St.	0	3	
							295 H	Jacksonville St.	2	3	
							301 H	Texas Southern	3	0	
							313 N	Western Ill.	1	3	
							316 A	Alabama A&M	3	2	
							316 H	Alabama A&M	3	1	
							316 N	Alabama A&M	3	0	
							334 A	Mississippi Val.	3	1	
							333 H	Alcorn	3	0	
							293 H	Alabama St.	3	2	
							316 A	Alabama A&M	3	2	
							333 A	Alcorn	3	0	
							293 H	Alabama St.	3	2	
							316 H	Alabama A&M	3	1	
							316 N	Alabama A&M	3	0	
							334 A	Mississippi Val.	3	1	
							333 H	Alcorn	3	0	
							293 H	Alabama St.	3	2	
							316 A	Alabama A&M	3	2	
							333 A	Alcorn	3	0	
							293 H	Alabama St.	3	2	

**Non-Div. I Games:**

Jackson St.

RPI	S	Opponent	Score	
321	H	Prairie View	3	1
325	H	Southern U.	1	3
326	H	Ark.-Pine Bluff	3	0
326	N	Ark.-Pine Bluff	3	0
332	H	Grambling	3	0
333	A	Alcorn	3	0
333	H	Alcorn	3	0
334	A	Mississippi Val.	3	1
334	H	Mississippi Val.	3	0

Jackson St.

J  
a  
c  
k  
s  
o  
n  
s  
t  
.

J  
a  
c  
k  
s  
o  
n  
s  
t  
.

Average RPI Win:	307	WON-LOST	WINNING	LAST 10	STRENGTH OF	OPP. STRENGTH	TEAM	ADJ	CONF.	ADJ CONF.	
Average RPI Loss:	206	RECORD	PCT. RANK	GAMES	SCHEDULE	OF SCHEDULE	RPI	RPI	RPI	RPI	
DIV. I ONLY	7- 22	.24138	289	2- 8	291	294	312	.37689	311	25	25
DIV. I NON-CONF.	3- 10	.23077	279	0- 0	321	326	322	.33716	321	25	26
<hr/>											
TOTALS	RPI 1-25	RPI 26-50		W-L RECORDS		RPI 51-100		RPI 101-150		RPI 150+	
7- 22	0- 0	0- 0		OVERALL		0- 2		0- 3		7- 17	
3- 5	0- 0	0- 0		HOME		0- 1		0- 1		3- 3	
2- 11	0- 0	0- 0		AWAY		0- 1		0- 1		2- 9	
2- 6	0- 0	0- 0		NEUTRAL		0- 0		0- 1		2- 5	
<hr/>											
3- 10	0- 0	0- 0		NON-CONFERENCE		0- 0		0- 1		3- 9	
0- 0	0- 0	0- 0		HOME		0- 0		0- 0		0- 0	
1- 4	0- 0	0- 0		AWAY		0- 0		0- 0		1- 4	
2- 6	0- 0	0- 0		NEUTRAL		0- 0		0- 1		2- 5	
<hr/>											
4- 12	0- 0	0- 0		CONFERENCE		0- 2		0- 2		4- 8	
3- 5	0- 0	0- 0		HOME		0- 1		0- 1		3- 3	
1- 7	0- 0	0- 0		AWAY		0- 1		0- 1		1- 5	
0- 0	0- 0	0- 0		NEUTRAL		0- 0		0- 0		0- 0	
<hr/>											
RPI S	Opponent	Score	RPI S	Opponent	Score	RPI S	Opponent	Score	RPI S	Opponent	Score
						77 A American	0 3		121 A Army West Point	0 3	
						77 H American	0 3		121 H Army West Point	1 3	
									143 N New Hampshire	0 3	
									156 A Lehigh	1 3	
									156 H Lehigh	0 3	
									164 A Fairfield	1 3	
									199 A Colgate	1 3	
									199 H Colgate	0 3	
									221 A Bryant	1 3	
									221 A Bryant	1 3	
									230 N San Jose St.	1 3	
									232 A Bucknell	0 3	
									232 H Bucknell	1 3	
									238 N Stony Brook	1 3	
									252 N Brown	0 3	
									264 A Navy	1 3	
									264 H Navy	3 2	
									296 N Iona	2 3	
									300 A Lafayette	3 2	
									300 H Lafayette	3 0	
									302 A Central Conn. St.	1 3	
									308 A Loyola Maryland	0 3	
									308 H Loyola Maryland	3 0	
									318 N Hartford	3 1	
									327 A UMass Lowell	3 0	
									330 N Quinnipiac	2 3	
									330 N Quinnipiac	3 0	
<hr/>											
			LAST 10 GAMES								
			232 A Bucknell	0 3		77 H American	0 3		308 H Loyola Maryland	3 0	
			156 A Lehigh	1 3		199 H Colgate	0 3		318 N Hartford	3 1	
			264 A Navy	1 3		121 H Army West Point	1 3		327 A UMass Lowell	3 0	
			300 A Lafayette	3 2		156 H Lehigh	0 3		330 N Quinnipiac	2 3	
			308 H Loyola Maryland	3 0		232 H Bucknell	1 3		330 N Quinnipiac	3 0	

Non-Div. I Games:

Holy Cross

Average RPI Win: 292		WON-LOST RECORD		WINNING PCT. RANK		LAST 10 GAMES		STRENGTH OF SCHEDULE		OPP. STRENGTH OF SCHEDULE		TEAM RPI		ADJ RPI		CONF. RPI		ADJ CONF. RPI	
DIV. I ONLY		9- 22		.29032 273		2- 8		309		283		309		.37663 312		26		26	
DIV. I NON-CONF.		6- 11		.35294 246		1- 0		316		286		308		.3777 307		27		27	
TOTALS		RPI 1-25		RPI 26-50		W-L RECORDS		RPI 51-100		RPI 101-150		RPI 150+							
9- 22		0- 0		0- 0		OVERALL		0- 5		0- 0		9- 17							
5- 8		0- 0		0- 0		HOME		0- 1		0- 0		5- 7							
2- 10		0- 0		0- 0		AWAY		0- 4		0- 0		2- 6							
2- 4		0- 0		0- 0		NEUTRAL		0- 0		0- 0		2- 4							
6- 11		0- 0		0- 0		NON-CONFERENCE		0- 4		0- 0		6- 7							
2- 4		0- 0		0- 0		HOME		0- 1		0- 0		2- 3							
2- 3		0- 0		0- 0		AWAY		0- 3		0- 0		2- 0							
2- 4		0- 0		0- 0		NEUTRAL		0- 0		0- 0		2- 4							
3- 11		0- 0		0- 0		CONFERENCE		0- 1		0- 0		3- 10							
3- 4		0- 0		0- 0		HOME		0- 0		0- 0		3- 4							
0- 7		0- 0		0- 0		AWAY		0- 1		0- 0		0- 6							
0- 0		0- 0		0- 0		NEUTRAL		0- 0		0- 0		0- 0							
RPI S	Opponent	Score		RPI S	Opponent	Score		RPI S	Opponent	Score		RPI S	Opponent	Score					
								78 A	Chattanooga	0	3	166 A	Liberty	1	3				
								79 A	Appalachian St.	0	3	166 H	Liberty	1	3				
								83 A	Coastal Caro.	0	3	180 H	High Point	0	3				
								84 H	Furman	0	3	193 H	Campbell	1	3				
								91 A	Iowa	0	3	206 N	Drake	0	3				
												206 N	Drake	1	3				
												214 H	USC Upstate	1	3				
												217 A	Radford	1	3				
												217 H	Radford	2	3				
												236 A	Winthrop	1	3				
												236 H	Winthrop	3	2				
												241 A	UNC Asheville	1	3				
												241 H	UNC Asheville	3	1				
												246 A	William & Mary	3	2				
												265 H	Southeast Mo. St.	0	3				
												273 N	Austin Peay	2	3				
												291 N	UAB	3	1				
												299 N	La Salle	0	3				
												305 A	Charleston So.	1	3				
												306 H	Citadel	2	3				
												309 A	Presbyterian	2	3				
												309 H	Presbyterian	3	1				
												319 N	Norfolk St.	3	1				
												328 A	N.C. Central	3	0				
												328 H	N.C. Central	3	1				
												329 H	South Carolina St.	3	0				
												241 H	UNC Asheville	3	1				
LAST 10 GAMES																			
								166 H	Liberty	1	3	193 H	Campbell	1	3				
								217 H	Radford	2	3	305 A	Charleston So.	1	3				
								309 A	Presbyterian	2	3	83 A	Coastal Caro.	0	3				
								236 A	Winthrop	1	3	329 H	South Carolina St.	3	0				
								180 H	High Point	0	3	241 H	UNC Asheville	3	1				

Non-Div. I Games:

Gardner-Webb

Average RPI Win: 234		WON-LOST	WINNING	LAST 10	STRENGTH OF		OPP. STRENGTH	TEAM	ADJ	CONF.	ADJ CONF.
Average RPI Loss: 176		RECORD	PCT. RANK	GAMES	SCHEDULE		OF SCHEDULE	RPI	RPI	RPI	RPI
DIV. I ONLY		3- 28	.09677	328	0- 10		237	221	314	.37293	313
DIV. I NON-CONF.		2- 13	.13333	308	0- 0		208	209	306	.38399	305
TOTALS		RPI 1-25	RPI 26-50		W-L RECORDS		RPI 51-100		RPI 101-150		RPI 150+
3- 28	0- 1	0- 0		OVERALL		0- 4		0- 6		3- 17	
0- 11	0- 0	0- 0		HOME		0- 1		0- 2		0- 8	
2- 12	0- 1	0- 0		AWAY		0- 2		0- 3		2- 6	
1- 5	0- 0	0- 0		NEUTRAL		0- 1		0- 1		1- 3	
2- 13	0- 1	0- 0		NON-CONFERENCE		0- 2		0- 2		2- 8	
0- 3	0- 0	0- 0		HOME		0- 0		0- 0		0- 3	
1- 5	0- 1	0- 0		AWAY		0- 1		0- 1		1- 2	
1- 5	0- 0	0- 0		NEUTRAL		0- 1		0- 1		1- 3	
1- 15	0- 0	0- 0		CONFERENCE		0- 2		0- 4		1- 9	
0- 8	0- 0	0- 0		HOME		0- 1		0- 2		0- 5	
1- 7	0- 0	0- 0		AWAY		0- 1		0- 2		1- 4	
0- 0	0- 0	0- 0		NEUTRAL		0- 0		0- 0		0- 0	
RPI S	Opponent	Score		RPI S	Opponent	Score		RPI S	Opponent	Score	
8 A	Kansas	0 3						71 A	Saint Louis	0 3	
								73 N	Duke	0 3	
								87 A	Denver	0 3	
								87 H	Denver	0 3	
								115 A	IUPUI	1 3	
								115 H	IUPUI	0 3	
								123 N	Valparaiso	1 3	
								124 A	North Dakota St.	0 3	
								124 H	North Dakota St.	0 3	
								149 A	Indiana St.	0 3	
								159 N	UMKC	0 3	
								163 A	Omaha	0 3	
								163 H	Omaha	1 3	
								182 A	Oral Roberts	2 3	
								182 H	Oral Roberts	1 3	
								187 A	South Dakota	3 2	
								187 H	South Dakota	0 3	
								188 N	Northern Ky.	1 3	
								206 A	Drake	3 2	
								206 H	Drake	0 3	
								210 H	DePaul	1 3	
								229 A	Ill.-Chicago	0 3	
								262 A	Evansville	0 3	
								277 A	South Dakota St.	0 3	
								277 H	South Dakota St.	1 3	
								280 A	IPFW	0 3	
								280 H	IPFW	2 3	
								298 H	Akron	0 3	
								307 N	Chicago St.	0 3	
								310 N	Jackson St.	3 1	
LAST 10 GAMES											
277 A	South Dakota St.	0 3		87 A	Denver	0 3		280 H	IPFW	2 3	
280 A	IPFW	0 3		124 H	North Dakota St.	0 3		298 H	Akron	0 3	
182 H	Oral Roberts	1 3		115 A	IUPUI	1 3		307 N	Chicago St.	0 3	
187 H	South Dakota	0 3		163 H	Omaha	1 3		310 N	Jackson St.	3 1	
163 A	Omaha	0 3		182 A	Oral Roberts	2 3					

Non-Div. I Games:

Western Ill.



Average RPI Win:		305	WON-LOST RECORD		WINNING PCT. RANK		LAST 10 GAMES		STRENGTH OF SCHEDULE		OPP. STRENGTH OF SCHEDULE		TEAM RPI		ADJ RPI		CONF. RPI		ADJ CONF. RPI	
Average RPI Loss:		214																		
DIV. I ONLY			7- 23		.23333 293		4- 6		284		300		310		.3713 314		29		29	
DIV. I NON-CONF.			3- 13		.1875 292		0- 0		252		276		309		.37253 311		29		29	
TOTALS		RPI 1-25		RPI 26-50		W-L RECORDS		RPI 51-100		RPI 101-150		RPI 150+								
7- 23		0- 0		0- 1		OVERALL		0- 1		0- 3		7- 18								
5- 7		0- 0		0- 0		HOME		0- 0		0- 1		5- 6								
2- 10		0- 0		0- 0		AWAY		0- 1		0- 1		2- 8								
0- 6		0- 0		0- 1		NEUTRAL		0- 0		0- 1		0- 4								
3- 13		0- 0		0- 1		NON-CONFERENCE		0- 1		0- 3		3- 8								
2- 3		0- 0		0- 0		HOME		0- 0		0- 1		2- 2								
1- 4		0- 0		0- 0		AWAY		0- 1		0- 1		1- 2								
0- 6		0- 0		0- 1		NEUTRAL		0- 0		0- 1		0- 4								
4- 10		0- 0		0- 0		CONFERENCE		0- 0		0- 0		4- 10								
3- 4		0- 0		0- 0		HOME		0- 0		0- 0		3- 4								
1- 6		0- 0		0- 0		AWAY		0- 0		0- 0		1- 6								
0- 0		0- 0		0- 0		NEUTRAL		0- 0		0- 0		0- 0								
RPI	S	Opponent		Score		RPI	S	Opponent		Score		RPI	S	Opponent		Score				
						33	N	Northern Ariz.	0	3										

**Non-Div. I Games:**

St. Francis Brooklyn

RPI	S	Opponent	Score	
330	A	Quinnipiac	3	0

St. Francis Brooklyn

S  
t  
.  
F  
r  
a  
n  
c  
i  
s  
B  
r  
o  
o  
k  
l  
y  
n

S  
t  
.  
F  
r  
a  
n  
c  
i  
s  
B  
r  
o  
o  
k  
l  
y  
n

Fairlie  
Dickinson

Fairleigh Dickinson

RPI	S	Opponent	Score	
324	N	Saint Peter's	3	0
330	H	Quinnipiac	3	0

Fairleigh Dickinson

F  
a  
i  
r  
l  
e  
i  
g  
h  
D  
i  
c  
k  
i  
n  
s  
o  
n

F  
a  
i  
r  
l  
e  
i  
g  
h  
D  
i  
c  
k  
i  
n  
s  
o  
n

Average RPI Win:	324	WON-LOST	WINNING	LAST 10	STRENGTH OF	OPP. STRENGTH	TEAM	ADJ	CONF.	ADJ CONF.		
Average RPI Loss:	250	RECORD	PCT. RANK	GAMES	SCHEDULE	OF SCHEDULE	RPI	RPI	RPI	RPI		
DIV. I ONLY		13- 25	.34211	245	4- 6	325	329	317	.35152	316	32	32
DIV. I NON-CONF.		0- 20	0	319	0- 2	284	284	327	.30827	327	32	32
<hr/>												
TOTALS	RPI 1-25	RPI 26-50		W-L RECORDS		RPI 51-100		RPI 101-150		RPI 150+		
13- 25	0- 0	0- 0		OVERALL		0- 0		0- 2		13- 23		
2- 5	0- 0	0- 0		HOME		0- 0		0- 0		2- 5		
4- 9	0- 0	0- 0		AWAY		0- 0		0- 1		4- 8		
7- 11	0- 0	0- 0		NEUTRAL		0- 0		0- 1		7- 10		
<hr/>												
0- 20	0- 0	0- 0		NON-CONFERENCE		0- 0		0- 2		0- 18		
0- 4	0- 0	0- 0		HOME		0- 0		0- 0		0- 4		
0- 7	0- 0	0- 0		AWAY		0- 0		0- 1		0- 6		
0- 9	0- 0	0- 0		NEUTRAL		0- 0		0- 1		0- 8		
<hr/>												
13- 5	0- 0	0- 0		CONFERENCE		0- 0		0- 0		13- 5		
2- 1	0- 0	0- 0		HOME		0- 0		0- 0		2- 1		
4- 2	0- 0	0- 0		AWAY		0- 0		0- 0		4- 2		
7- 2	0- 0	0- 0		NEUTRAL		0- 0		0- 0		7- 2		
<hr/>												
RPI S	Opponent	Score	RPI S	Opponent	Score	RPI S	Opponent	Score	RPI S	Opponent	Score	
									140 N	North Florida	0	3
									147 A	Houston	0	3
									152 N	South Fla.	0	3
									155 A	FIU	0	3
									174 A	Troy	0	3
									213 N	Wofford	0	3
									240 A	Tennessee St.	0	3
									241 A	UNC Asheville	0	3
									247 A	Mercer	1	3
									249 H	La.-Monroe	1	3
									249 N	La.-Monroe	0	3
									250 N	Southeastern La.	0	3
									251 N	New Orleans	0	3
									269 H	UT Martin	2	3
									273 H	Austin Peay	2	3
									287 N	Nicholls St.	0	3
									291 A	UAB	0	3
									293 A	Alabama St.	2	3
									293 H	Alabama St.	3	0
									295 H	Jacksonville St.	0	3
295 N	Jacksonville St.	1	3									
LAST 10 GAMES									301 N	Texas Southern	2	3
									301 N	Texas Southern	3	0
									306 N	Citadel	1	3
									310 A	Jackson St.	1	3
									310 H	Jackson St.	2	3
									310 N	Jackson St.	0	3
									333 A	Alcorn	3	1
321 N	Prairie View	3	0	249 H	La.-Monroe	1	3	301 N	Texas Southern	3	0	
301 N	Texas Southern	2	3	293 A	Alabama St.	2	3	306 N	Citadel	1	3	
310 N	Jackson St.	0	3	273 H	Austin Peay	2	3	310 A	Jackson St.	1	3	
325 A	Southern U.	3	1	310 H	Jackson St.	2	3	310 H	Jackson St.	2	3	
334 A	Mississippi Val.	3	2	333 A	Alcorn	3	1	310 N	Jackson St.	0	3	

**Non-Div. I Games:**

Alabama A&amp;M

RPI	S	Opponent	Score	
321	N	Prairie View	3	0
321	N	Prairie View	3	1
325	A	Southern U.	3	1
325	N	Southern U.	3	0
326	N	Ark.-Pine Bluff	3	0
332	N	Grambling	3	0
333	A	Alcorn	3	1
333	A	Alcorn	3	1
333	N	Alcorn	3	1
334	A	Mississippi Val.	3	2
334	H	Mississippi Val.	3	0

Alabama A&M

A  
l  
a  
b  
a  
m  
a  
A  
&  
M

A  
l  
a  
b  
a  
m  
a  
A  
&  
M

Average RPI Win: 293		WON-LOST RECORD		WINNING PCT. RANK		LAST 10 GAMES		STRENGTH OF SCHEDULE		OPP. STRENGTH OF SCHEDULE		TEAM RPI		ADJ RPI		CONF. RPI		ADJ CONF. RPI	
DIV. I ONLY		6- 23		.2069 301		3- 7		299		308		316		.35091 317		29		29	
DIV. I NON-CONF.		2- 13		.13333 308		0- 0		302		301		323		.33288 323		29		29	
TOTALS		RPI 1-25		RPI 26-50		W-L RECORDS		RPI 51-100		RPI 101-150		RPI 150+							
6- 23		0- 0		0- 0		OVERALL		0- 1		0- 1		6- 21							
2- 8		0- 0		0- 0		HOME		0- 0		0- 0		2- 8							
2- 11		0- 0		0- 0		AWAY		0- 1		0- 0		2- 9							
2- 4		0- 0		0- 0		NEUTRAL		0- 0		0- 1		2- 3							
2- 13		0- 0		0- 0		NON-CONFERENCE		0- 1		0- 1		2- 11							
0- 3		0- 0		0- 0		HOME		0- 0		0- 0		0- 3							
0- 6		0- 0		0- 0		AWAY		0- 1		0- 0		0- 5							
2- 4		0- 0		0- 0		NEUTRAL		0- 0		0- 1		2- 3							
4- 10		0- 0		0- 0		CONFERENCE		0- 0		0- 0		4- 10							
2- 5		0- 0		0- 0		HOME		0- 0		0- 0		2- 5							
2- 5		0- 0		0- 0		AWAY		0- 0		0- 0		2- 5							
0- 0		0- 0		0- 0		NEUTRAL		0- 0		0- 0		0- 0							
RPI S	Opponent	Score		RPI S	Opponent	Score		RPI S	Opponent	Score		RPI S	Opponent	Score					
								82 A	Towson	0	3	112 N	Tennessee	0	3				
												178 A	LIU Brooklyn	0	3				
												178 H	LIU Brooklyn	0	3				
												180 H	High Point	0	3				
												203 A	Robert Morris	0	3				
												203 H	Robert Morris	1	3				
												221 A	Bryant	1	3				
												221 H	Bryant	3	0				
												226 A	Youngstown St.	1	3				
												231 A	Wright St.	0	3				
												231 A	Wright St.	0	3				
												253 A	Sacred Heart	0	3				
												253 H	Sacred Heart	0	3				
												256 N	Manhattan	0	3				
												264 N	Navy	1	3				
												282 H	Fordham	2	3				
												286 H	Coppin St.	2	3				
												294 N	Canisius	3	2				
												298 A	Akron	0	3				
												298 N	Akron	1	3				
												302 A	Central Conn. St.	3	2				
						LAST 10 GAMES						302 H	Central Conn. St.	3	1				
						221 H Bryant		3	0			308 A	Loyola Maryland	0	3				
						302 H Central Conn. St.		3	1			314 A	St. Francis Brooklyn	3	1				
						253 A Sacred Heart		0	3			314 H	St. Francis Brooklyn	1	3				
						315 A Fairleigh Dickinson		0	3			315 A	Fairleigh Dickinson	0	3				
						178 H LIU Brooklyn		0	3			315 H	Fairleigh Dickinson	2	3				

Non-Div. I Games:

Saint Francis (PA)

RPI	S	Opponent	Score	
322	N	Delaware St.	3	1

Saint Francis (PA)  
(  
P  
A  
)

S  
a  
i  
n  
t  
F  
r  
a  
n  
c  
i  
s  
(  
P  
A  
)

S  
a  
i  
n  
t  
F  
r  
a  
n  
c  
i  
s  
(  
P  
A  
)



Average RPI Win: 329		WON-LOST RECORD		WINNING PCT. RANK		LAST 10 GAMES		STRENGTH OF SCHEDULE		OPP. STRENGTH OF SCHEDULE		TEAM RPI		ADJ RPI		CONF. RPI		ADJ CONF. RPI	
DIV. I ONLY		2- 27		.06897 330		2- 8		266		292		318		.3472 318		28		28	
DIV. I NON-CONF.		1- 16		.05882 318		1- 1		180		288		314		.36403 313		28		28	
TOTALS		RPI 1-25		RPI 26-50		W-L RECORDS		RPI 51-100		RPI 101-150		RPI 150+							
2- 27		0- 0		0- 0		OVERALL		0- 2		0- 8		2- 17							
0- 11		0- 0		0- 0		HOME		0- 1		0- 3		0- 7							
2- 9		0- 0		0- 0		AWAY		0- 0		0- 3		2- 6							
0- 7		0- 0		0- 0		NEUTRAL		0- 1		0- 2		0- 4							
1- 16		0- 0		0- 0		NON-CONFERENCE		0- 2		0- 4		1- 10							
0- 5		0- 0		0- 0		HOME		0- 1		0- 1		0- 3							
1- 4		0- 0		0- 0		AWAY		0- 0		0- 1		1- 3							
0- 7		0- 0		0- 0		NEUTRAL		0- 1		0- 2		0- 4							
1- 11		0- 0		0- 0		CONFERENCE		0- 0		0- 4		1- 7							
0- 6		0- 0		0- 0		HOME		0- 0		0- 2		0- 4							
1- 5		0- 0		0- 0		AWAY		0- 0		0- 2		1- 3							
0- 0		0- 0		0- 0		NEUTRAL		0- 0		0- 0		0- 0							
RPI	S	Opponent		Score	RPI	S	Opponent		Score	RPI	S	Opponent		Score					
							57 H	Syracuse	0 3			102 N	Rhode Island	0 3					
							96 N	FGCU	0 3			107 A	Hofstra	0 3					
												134 A	Albany (NY)	0 3					
												134 H	Albany (NY)	0 3					
												138 H	UConn	0 3					
												143 A	New Hampshire	0 3					
												143 H	New Hampshire	0 3					
												146 N	Princeton	0 3					
												165 H	Yale	0 3					
												207 H	Siena	0 3					
												221 A	Bryant	0 3					
												232 N	Bucknell	1 3					
												238 A	Stony Brook	1 3					
												238 H	Stony Brook	0 3					
												244 A	UMBC	0 3					
												244 H	UMBC	0 3					
												252 N	Brown	0 3					
												252 N	Brown	0 3					
												253 A	Sacred Heart	2 3					
												267 A	Binghamton	0 3					
												267 H	Binghamton	1 3					
												296 H	Iona	1 3					
												302 A	Central Conn. St.	0 3					
												311 N	Holy Cross	1 3					
												327 A	UMass Lowell	3 0					
												327 H	UMass Lowell	2 3					
												330 A	Quinnipiac	3 1					
LAST 10 GAMES																			
							165 H	Yale	0 3			267 H	Binghamton	1 3					
							238 A	Stony Brook	1 3			134 H	Albany (NY)	0 3					
							244 A	UMBC	0 3			143 H	New Hampshire	0 3					
							327 A	UMass Lowell	3 0			244 H	UMBC	0 3					
							330 A	Quinnipiac	3 1			238 H	Stony Brook	0 3					

Non-Div. I Games:

Hartford

Average RPI Win: 315		WON-LOST	WINNING	LAST 10	STRENGTH OF		OPP. STRENGTH	TEAM	ADJ	CONF.	ADJ CONF.
Average RPI Loss: 232		RECORD	PCT. RANK	GAMES	SCHEDULE		OF SCHEDULE	RPI	RPI	RPI	RPI
DIV. I ONLY		4- 21	.16	318	297		318	319	.33918	319	31
DIV. I NON-CONF.		1- 10	.09091	310	156		243	303	.38682	304	31
TOTALS		RPI 1-25	RPI 26-50		W-L RECORDS		RPI 51-100		RPI 101-150		RPI 150+
4- 21	0- 0	0- 0		OVERALL		0- 3		0- 1		4- 17	
1- 6	0- 0	0- 0		HOME		0- 0		0- 0		1- 6	
2- 9	0- 0	0- 0		AWAY		0- 1		0- 1		2- 7	
1- 6	0- 0	0- 0		NEUTRAL		0- 2		0- 0		1- 4	
1- 10	0- 0	0- 0		NON-CONFERENCE		0- 3		0- 1		1- 6	
0- 1	0- 0	0- 0		HOME		0- 0		0- 0		0- 1	
0- 4	0- 0	0- 0		AWAY		0- 1		0- 1		0- 2	
1- 5	0- 0	0- 0		NEUTRAL		0- 2		0- 0		1- 3	
3- 11	0- 0	0- 0		CONFERENCE		0- 0		0- 0		3- 11	
1- 5	0- 0	0- 0		HOME		0- 0		0- 0		1- 5	
2- 5	0- 0	0- 0		AWAY		0- 0		0- 0		2- 5	
0- 1	0- 0	0- 0		NEUTRAL		0- 0		0- 0		0- 1	
RPI S	Opponent	Score	RPI S	Opponent	Score	RPI S	Opponent	Score	RPI S	Opponent	Score
						58 N	UNCW	0 3	119 A	UNCG	0 3
						75 A	James Madison	0 3	193 A	Campbell	0 3
						76 N	Sacramento St.	0 3	217 H	Radford	0 3
									222 N	Georgetown	0 3
									228 A	Howard	0 3
									228 H	Howard	0 3
									242 A	UMES	1 3
									242 H	UMES	0 3
									246 A	William & Mary	1 3
									286 A	Coppin St.	0 3
									286 H	Coppin St.	0 3
									288 A	Morgan St.	0 3
									288 H	Morgan St.	2 3
									293 N	Alabama St.	3 2
									299 N	La Salle	2 3
									312 N	Gardner-Webb	1 3
									320 A	N.C. A&T	2 3
									322 A	Delaware St.	3 0
									322 H	Delaware St.	3 0
									323 A	Hampton	3 0
									323 H	Hampton	2 3
									328 N	N.C. Central	2 3
						LAST 10 GAMES					
						242 A	UMES	1 3	288 A	Morgan St.	0 3
						322 A	Delaware St.	3 0	286 A	Coppin St.	0 3
						323 A	Hampton	3 0	322 H	Delaware St.	3 0
						242 H	UMES	0 3	323 H	Hampton	2 3
						228 H	Howard	0 3	228 A	Howard	0 3

Non-Div. I Games:

Norfolk St.

Average RPI Win:	328	WON-LOST	WINNING	LAST 10	STRENGTH OF	OPP. STRENGTH	TEAM	ADJ	CONF.	ADJ CONF.	
Average RPI Loss:	254	RECORD	PCT. RANK	GAMES	SCHEDULE	OF SCHEDULE	RPI	RPI	RPI	RPI	
DIV. I ONLY	7- 14	.33333	246	3- 7	333	330	323	.33163	320	31	31
DIV. I NON-CONF.	1- 6	.14286	305	0- 2	253	309	318	.363	314	31	31
<hr/>											
TOTALS	RPI 1-25	RPI 26-50		W-L RECORDS	RPI 51-100		RPI 101-150		RPI 150+		
7- 14	0- 0	0- 0		OVERALL	0- 0		0- 1		7- 13		
4- 5	0- 0	0- 0		HOME	0- 0		0- 1		4- 4		
2- 7	0- 0	0- 0		AWAY	0- 0		0- 0		2- 7		
1- 2	0- 0	0- 0		NEUTRAL	0- 0		0- 0		1- 2		
<hr/>											
1- 6	0- 0	0- 0		NON-CONFERENCE	0- 0		0- 1		1- 5		
0- 3	0- 0	0- 0		HOME	0- 0		0- 1		0- 2		
0- 3	0- 0	0- 0		AWAY	0- 0		0- 0		0- 3		
1- 0	0- 0	0- 0		NEUTRAL	0- 0		0- 0		1- 0		
<hr/>											
6- 8	0- 0	0- 0		CONFERENCE	0- 0		0- 0		6- 8		
4- 2	0- 0	0- 0		HOME	0- 0		0- 0		4- 2		
2- 4	0- 0	0- 0		AWAY	0- 0		0- 0		2- 4		
0- 2	0- 0	0- 0		NEUTRAL	0- 0		0- 0		0- 2		
<hr/>											
RPI S	Opponent	Score	RPI S	Opponent	Score	RPI S	Opponent	Score	RPI S	Opponent	Score
						119 H UNCG 0 3					
						180 A High Point 0 3					
						193 H Campbell 0 3					
						242 A UMES 0 3					
						243 A Davidson 1 3					
						255 A Bethune-Cookman 1 3					
						255 H Bethune-Cookman 0 3					
						263 A Elon 0 3					
						284 A Florida A&M 0 3					
						284 H Florida A&M 1 3					
						288 N Morgan St. 0 3					
						293 H Alabama St. 1 3					
						319 H Norfolk St. 3 2					
						322 N Delaware St. 2 3					
						328 A N.C. Central 0 3					
						328 H N.C. Central 3 1					
						329 A South Carolina St. 3 1					
						329 H South Carolina St. 3 0					
						330 N Quinnipiac 3 2					
						331 A Savannah St. 3 0					
331 H Savannah St. 3 0											
<hr/>											
			LAST 10 GAMES								
			288 N Morgan St. 0 3			328 H N.C. Central 3 1					
			284 H Florida A&M 1 3			263 A Elon 0 3					
			255 H Bethune-Cookman 0 3			243 A Davidson 1 3					
			329 A South Carolina St. 3 1			284 A Florida A&M 0 3					
			331 A Savannah St. 3 0			255 A Bethune-Cookman 1 3					

Non-Div. I Games:

N.C. A&amp;T

Average RPI Win:	331	WON-LOST	WINNING	LAST 10	STRENGTH OF	OPP. STRENGTH	TEAM	ADJ	CONF.	ADJ CONF.			
Average RPI Loss:	234	RECORD	PCT. RANK	GAMES	SCHEDULE	OF SCHEDULE	RPI	RPI	RPI	RPI			
DIV. I ONLY		7- 25	.21875	296	4- 5	316	324	320	.33033	321	32	32	
DIV. I NON-CONF.		0- 15	0	319	0- 0	171	226	316	.36172	317	32	32	
<hr/>													
TOTALS	RPI 1-25	RPI 26-50		W-L RECORDS		RPI 51-100		RPI 101-150		RPI 150+			
7- 25	0- 0	0- 0		OVERALL		0- 3		0- 1		7- 21			
2- 5	0- 0	0- 0		HOME		0- 1		0- 0		2- 4			
2- 9	0- 0	0- 0		AWAY		0- 1		0- 1		2- 7			
3- 11	0- 0	0- 0		NEUTRAL		0- 1		0- 0		3- 10			
<hr/>													
0- 15	0- 0	0- 0		NON-CONFERENCE		0- 3		0- 1		0- 11			
0- 3	0- 0	0- 0		HOME		0- 1		0- 0		0- 2			
0- 6	0- 0	0- 0		AWAY		0- 1		0- 1		0- 4			
0- 6	0- 0	0- 0		NEUTRAL		0- 1		0- 0		0- 5			
<hr/>													
7- 10	0- 0	0- 0		CONFERENCE		0- 0		0- 0		7- 10			
2- 2	0- 0	0- 0		HOME		0- 0		0- 0		2- 2			
2- 3	0- 0	0- 0		AWAY		0- 0		0- 0		2- 3			
3- 5	0- 0	0- 0		NEUTRAL		0- 0		0- 0		3- 5			
<hr/>													
RPI	S	Opponent	Score	RPI	S	Opponent	Score	RPI	S	Opponent	Score		
						63 N	UTSA	0		3			
						65 A	A&M-Corpus Christi	0		3			
						65 H	A&M-Corpus Christi	0		3			
										103 A	Texas St.	0	3
										171 A	Stephen F. Austin	0	3
										181 A	Houston Baptist	0	3
										181 H	Houston Baptist	0	3
										191 A	McNeese St.	0	3
										197 A	Sam Houston St.	0	3
										220 N	Lamar	0	3
										237 N	Tulane	0	3
										248 H	UTRGV	0	3
										250 N	Southeastern La.	0	3
										287 N	Nicholls St.	0	3
										293 N	Alabama St.	0	3
										293 N	Alabama St.	1	3
										301 A	Texas Southern	0	3
										301 H	Texas Southern	1	3
										301 N	Texas Southern	0	3
										304 N	Montana St.	0	3
										310 A	Jackson St.	1	3
										316 N	Alabama A&M	1	3
										316 N	Alabama A&M	0	3
										325 A	Southern U.	1	3
										325 H	Southern U.	2	3
LAST 10 GAMES													
316 N	Alabama A&M	0	3	326 A	Ark.-Pine Bluff	3	0	326 A	Ark.-Pine Bluff	3	0		
333 N	Alcorn	3	2	332 A	Grambling	3	0	326 H	Ark.-Pine Bluff	3	0		
293 N	Alabama St.	1	3	326 H	Ark.-Pine Bluff	3	0	332 A	Grambling	3	0		
301 A	Texas Southern	0	3	325 A	Southern U.	1	3	332 H	Grambling	3	0		
325 H	Southern U.	2	3	333 N	Alcorn	3	1	333 N	Alcorn	3	2		

<b>Non-Div. I Games:</b>	<b>Huston-Tillotson</b>	<b>3</b>	<b>0</b>	<b>Huston-Tillotson</b>	<b>3</b>	<b>0</b>
--------------------------	-------------------------	----------	----------	-------------------------	----------	----------

Prairie View

RPI	S	Opponent	Score	
333	N	Alcorn	3	1
334	N	Mississippi Val.	3	1

Prairie View

P  
r  
a  
i  
r  
i  
e  
V  
i  
e  
w

P  
r  
a  
i  
r  
i  
e  
V  
i  
e  
w

[illegible]

**Non-Div. I Games:**

Delaware St.

[illegible]

**Non-Div. I Games:**

Hampton

Average RPI Win:	310	WON-LOST RECORD	WINNING PCT. RANK	LAST 10 GAMES	STRENGTH OF SCHEDULE	OPP. STRENGTH OF SCHEDULE	TEAM RPI	ADJ RPI	CONF. RPI	ADJ CONF. RPI										
DIV. I ONLY		4- 24	.14286	320	1- 9	314	314	324	.31878	324	30	30								
DIV. I NON-CONF.		2- 8	.2	286	0- 0	332	313	329	.29888	332	30	30								
<hr/>																				
TOTALS	RPI 1-25	RPI 26-50		W-L RECORDS		RPI 51-100		RPI 101-150		RPI 150+										
4- 24	0- 0	0- 0		OVERALL		0- 0		0- 0		4- 24										
2- 9	0- 0	0- 0		HOME		0- 0		0- 0		2- 9										
1- 13	0- 0	0- 0		AWAY		0- 0		0- 0		1- 13										
1- 2	0- 0	0- 0		NEUTRAL		0- 0		0- 0		1- 2										
<hr/>																				
2- 8	0- 0	0- 0		NON-CONFERENCE		0- 0		0- 0		2- 8										
1- 1	0- 0	0- 0		HOME		0- 0		0- 0		1- 1										
0- 5	0- 0	0- 0		AWAY		0- 0		0- 0		0- 5										
1- 2	0- 0	0- 0		NEUTRAL		0- 0		0- 0		1- 2										
<hr/>																				
2- 16	0- 0	0- 0		CONFERENCE		0- 0		0- 0		2- 16										
1- 8	0- 0	0- 0		HOME		0- 0		0- 0		1- 8										
1- 8	0- 0	0- 0		AWAY		0- 0		0- 0		1- 8										
0- 0	0- 0	0- 0		NEUTRAL		0- 0		0- 0		0- 0										
<hr/>																				
RPI	S	Opponent	Score	RPI	S	Opponent	Score	RPI	S	Opponent	Score									
								156	A	Lehigh	0	3								
								164	A	Fairfield	0	3								
								164	H	Fairfield	0	3								
								184	A	Marist	0	3								
								184	H	Marist	0	3								
								207	A	Siena	0	3								
								207	H	Siena	0	3								
								256	A	Manhattan	0	3								
								256	H	Manhattan	1	3								
								257	A	Providence	0	3								
								272	A	Niagara	0	3								
								272	H	Niagara	0	3								
								282	H	Fordham	1	3								
								283	A	Rider	0	3								
								283	H	Rider	0	3								
								294	A	Canisius	0	3								
								294	H	Canisius	0	3								
								296	A	Iona	3	2								
								296	H	Iona	2	3								
								297	A	NJIT	0	3								
								297	H	NJIT	3	2								
								LAST 10 GAMES								300	A	Lafayette	2	3
																300	N	Lafayette	1	3
								294	A	Canisius	0	3	283	A	Rider	0	3	314	A	St. Francis Brooklyn
272	A	Niagara	0	3	207	A	Siena	0	3	315	N	Fairleigh Dickinson	0	3						
296	H	Iona	2	3	184	A	Marist	0	3	315	N	Fairleigh Dickinson	3	2						
330	H	Quinnipiac	3	1	256	H	Manhattan	1	3	330	A	Quinnipiac	2	3						
164	H	Fairfield	0	3	272	H	Niagara	0	3											

Non-Div. I Games:

Saint Peter's



Saint Peter's

Average RPI Win:	324	WON-LOST RECORD	WINNING PCT. RANK	LAST 10 GAMES	STRENGTH OF SCHEDULE	OPP. STRENGTH OF SCHEDULE	TEAM RPI	ADJ RPI	CONF. RPI	ADJ CONF. RPI				
Average RPI Loss:	270													
DIV. I ONLY		10- 21	.32258	251	6- 4	330	331	325	.31813	325	32	32		
DIV. I NON-CONF.		0- 13	0	319	0- 0	290	296	330	.30853	326	32	32		
<hr/>														
TOTALS	RPI 1-25	RPI 26-50		W-L RECORDS		RPI 51-100		RPI 101-150		RPI 150+				
10- 21	0- 0	0- 0		OVERALL		0- 0		0- 1		10- 20				
5- 5	0- 0	0- 0		HOME		0- 0		0- 0		5- 5				
4- 7	0- 0	0- 0		AWAY		0- 0		0- 1		4- 6				
1- 9	0- 0	0- 0		NEUTRAL		0- 0		0- 0		1- 9				
<hr/>														
0- 13	0- 0	0- 0		NON-CONFERENCE		0- 0		0- 1		0- 12				
0- 2	0- 0	0- 0		HOME		0- 0		0- 0		0- 2				
0- 5	0- 0	0- 0		AWAY		0- 0		0- 1		0- 4				
0- 6	0- 0	0- 0		NEUTRAL		0- 0		0- 0		0- 6				
<hr/>														
10- 8	0- 0	0- 0		CONFERENCE		0- 0		0- 0		10- 8				
5- 3	0- 0	0- 0		HOME		0- 0		0- 0		5- 3				
4- 2	0- 0	0- 0		AWAY		0- 0		0- 0		4- 2				
1- 3	0- 0	0- 0		NEUTRAL		0- 0		0- 0		1- 3				
<hr/>														
RPI S	Opponent	Score	RPI S	Opponent	Score	RPI S	Opponent	Score	RPI S	Opponent	Score			
									111 A	Southern Miss.	0	3		
									220 N	Lamar	0	3		
									230 N	San Jose St.	0	3		
									240 H	Tennessee St.	0	3		
									245 A	Louisiana Tech	0	3		
									247 N	Mercer	0	3		
									248 A	UTRGV	0	3		
									249 N	La.-Monroe	0	3		
									250 H	Southeastern La.	2	3		
									251 A	New Orleans	0	3		
									281 N	Incarnate Word	0	3		
									287 N	Nicholls St.	0	3		
									292 A	La.-Lafayette	0	3		
									293 N	Alabama St.	1	3		
									301 A	Texas Southern	1	3		
									301 H	Texas Southern	3	1		
									301 H	Texas Southern	1	3		
									310 A	Jackson St.	3	1		
									316 H	Alabama A&M	1	3		
									316 N	Alabama A&M	0	3		
									321 A	Prairie View	3	2		
									321 H	Prairie View	3	1		
									326 A	Ark.-Pine Bluff	3	1		
									326 H	Ark.-Pine Bluff	3	1		
									326 H	Ark.-Pine Bluff	0	3		
									332 A	Grambling	3	2		
									332 H	Grambling	3	2		
									334 N	Mississippi Val.	3	0		
									LAST 10 GAMES					
									301 H	Texas Southern	1	3		
									316 H	Alabama A&M	1	3		
									326 H	Ark.-Pine Bluff	3	1		
									332 H	Grambling	3	0		
									301 A			Texas Southern	1	3

**Non-Div. I Games:**

Southern U.

RPI	S	Opponent	Score	
333	A	Alcorn	1	3
333	H	Alcorn	3	1
333	N	Alcorn	1	3
334	N	Mississippi Val.	3	0

Southern U.

S  
o  
u  
t  
h  
e  
r  
n  
U  
.

S  
o  
u  
t  
h  
e  
r  
n  
U  
.

Average RPI Win:		332	WON-LOST RECORD		WINNING PCT. RANK	LAST 10 GAMES	STRENGTH OF SCHEDULE		OPP. STRENGTH OF SCHEDULE	TEAM RPI	ADJ RPI	CONF. RPI	ADJ CONF. RPI
Average RPI Loss:		223											
DIV. I ONLY			6- 24	.2	304	2- 8	320		320	322	.30878	326	32
DIV. I NON-CONF.			0- 13	0	319	0- 0	99		155	301	.38806	303	32
TOTALS		RPI 1-25	RPI 26-50		W-L RECORDS		RPI 51-100		RPI 101-150		RPI 150+		
6- 24	0- 1		0- 1		OVERALL		0- 2		0- 4		6- 16		
2- 3	0- 0		0- 0		HOME		0- 0		0- 0		2- 3		
3- 8	0- 0		0- 0		AWAY		0- 2		0- 2		3- 4		
1- 13	0- 1		0- 1		NEUTRAL		0- 0		0- 2		1- 9		
0- 13	0- 1		0- 1		NON-CONFERENCE		0- 2		0- 4		0- 5		
0- 0	0- 0		0- 0		HOME		0- 0		0- 0		0- 0		
0- 4	0- 0		0- 0		AWAY		0- 2		0- 2		0- 0		
0- 9	0- 1		0- 1		NEUTRAL		0- 0		0- 2		0- 5		
6- 11	0- 0		0- 0		CONFERENCE		0- 0		0- 0		6- 11		
2- 3	0- 0		0- 0		HOME		0- 0		0- 0		2- 3		
3- 4	0- 0		0- 0		AWAY		0- 0		0- 0		3- 4		
1- 4	0- 0		0- 0		NEUTRAL		0- 0		0- 0		1- 4		
RPI S	Opponent	Score	RPI S	Opponent	Score	RPI S	Opponent	Score	RPI S	Opponent	Score		
14 N	BYU	0 3	35 N	Purdue	0 3	71 A	Saint Louis	0 3	114 N	Little Rock	0 3		
						71 A	Saint Louis	0 3	127 A	Memphis	0 3		
									131 A	Mississippi St.	0 3		
									139 N	North Dakota	0 3		
									183 N	Southern Utah	0 3		
									214 N	USC Upstate	0 3		
									249 N	La.-Monroe	0 3		
									269 N	UT Martin	0 3		
									271 N	Tennessee Tech	0 3		
									293 N	Alabama St.	0 3		
									301 A	Texas Southern	0 3		
									301 H	Texas Southern	2 3		
									310 A	Jackson St.	0 3		
									310 N	Jackson St.	0 3		
									316 N	Alabama A&M	0 3		
									321 A	Prairie View	0 3		
									321 H	Prairie View	0 3		
									325 A	Southern U.	3 0		
									325 A	Southern U.	1 3		
									325 H	Southern U.	1 3		
									332 A	Grambling	3 1		
									332 H	Grambling	3 1		
									333 N	Alcorn	3 0		
									334 A	Mississippi Val.	3 0		
									334 H	Mississippi Val.	3 0		
									334 N	Mississippi Val.	0 3		
Non-Div. I Games:			Ark.-Monticello	0 3	Harding	0 3	Ark.-Monticello	0 3	Fisk	3 2	Ark.-Pine Bluff		

Average RPI Win: 301		WON-LOST RECORD		WINNING PCT. RANK		LAST 10 GAMES		STRENGTH OF SCHEDULE		OPP. STRENGTH OF SCHEDULE		TEAM RPI		ADJ RPI		CONF. RPI		ADJ CONF. RPI	
DIV. I ONLY		4- 27		.12903 323		0- 10		324		310		327		.30632 327		28		28	
DIV. I NON-CONF.		3- 16		.15789 300		0- 3		325		329		328		.30045 331		28		28	
TOTALS		RPI 1-25		RPI 26-50		W-L RECORDS		RPI 51-100		RPI 101-150		RPI 150+							
4- 27		0- 0		0- 0		OVERALL		0- 0		0- 4		4- 23							
2- 9		0- 0		0- 0		HOME		0- 0		0- 2		2- 7							
1- 13		0- 0		0- 0		AWAY		0- 0		0- 2		1- 11							
1- 5		0- 0		0- 0		NEUTRAL		0- 0		0- 0		1- 5							
3- 16		0- 0		0- 0		NON-CONFERENCE		0- 0		0- 0		3- 16							
2- 3		0- 0		0- 0		HOME		0- 0		0- 0		2- 3							
0- 8		0- 0		0- 0		AWAY		0- 0		0- 0		0- 8							
1- 5		0- 0		0- 0		NEUTRAL		0- 0		0- 0		1- 5							
1- 11		0- 0		0- 0		CONFERENCE		0- 0		0- 4		1- 7							
0- 6		0- 0		0- 0		HOME		0- 0		0- 2		0- 4							
1- 5		0- 0		0- 0		AWAY		0- 0		0- 2		1- 3							
0- 0		0- 0		0- 0		NEUTRAL		0- 0		0- 0		0- 0							
RPI S	Opponent	Score		RPI S	Opponent	Score		RPI S	Opponent	Score		RPI S	Opponent	Score					
										134 A	Albany (NY)	0	3						
										134 H	Albany (NY)	0	3						
										143 A	New Hampshire	0	3						
										143 H	New Hampshire	0	3						
										221 H	Bryant	3	0						
										230 H	San Jose St.	0	3						
										238 A	Stony Brook	0	3						
										238 H	Stony Brook	0	3						
										242 A	UMES	1	3						
										242 A	UMES	0	3						
										244 A	UMBC	0	3						
										244 H	UMBC	1	3						
										253 A	Sacred Heart	0	3						
										256 N	Manhattan	1	3						
										267 A	Binghamton	2	3						
										267 H	Binghamton	0	3						
										270 A	Northeastern	2	3						
										274 N	Weber St.	0	3						
										275 A	Bradley	0	3						
										276 A	Grand Canyon	2	3						
										276 A	Grand Canyon	0	3						
										283 N	Rider	1	3						
										283 N	Rider	1	3						
										291 A	UAB	1	3						
										295 N	Jacksonville St.	0	3						
										311 H	Holy Cross	0	3						
										318 A	Hartford	3	2						
				LAST 10 GAMES															
				276 A	Grand Canyon	0	3	143 H	New Hampshire	0	3	283 N	Rider	1	3				
				276 A	Grand Canyon	2	3	244 A	UMBC	0	3	291 A	UAB	1	3				
				267 H	Binghamton	0	3	238 A	Stony Brook	0	3	295 N	Jacksonville St.	0	3				
				134 H	Albany (NY)	0	3	330 H	Quinnipiac	2	3	311 H	Holy Cross	0	3				
				318 H	Hartford	0	3	134 A	Albany (NY)	0	3	318 A	Hartford	3	2				

Non-Div. I Games:

UMass Lowell

RPI	S	Opponent	Score	
318	H	Hartford	0	3
330	H	Quinnipiac	2	3
330	H	Quinnipiac	3	2
334	N	Mississippi Val.	3	0

UMass Lowell

U  
M  
a  
s  
s  
L  
o  
w  
e  
l  
l

U  
M  
a  
s  
s  
L  
o  
w  
e  
l  
l

Average RPI Win:	317	WON-LOST	WINNING	LAST 10	STRENGTH OF	OPP. STRENGTH	TEAM	ADJ	CONF.	ADJ CONF.				
Average RPI Loss:	250	RECORD	PCT. RANK	GAMES	SCHEDULE	OF SCHEDULE	RPI	RPI	RPI	RPI				
DIV. I ONLY		5- 24	.17241	315	2- 8	328	313	328	.3029	328	31	31		
DIV. I NON-CONF.		0- 17	0	319	0- 3	305	273	332	.3022	330	31	31		
<hr/>														
TOTALS	RPI 1-25	RPI 26-50		W-L RECORDS		RPI 51-100		RPI 101-150		RPI 150+				
5- 24	0- 0	0- 0		OVERALL		0- 1		0- 0		5- 23				
3- 6	0- 0	0- 0		HOME		0- 0		0- 0		3- 6				
1- 11	0- 0	0- 0		AWAY		0- 1		0- 0		1- 10				
1- 7	0- 0	0- 0		NEUTRAL		0- 0		0- 0		1- 7				
<hr/>														
0- 17	0- 0	0- 0		NON-CONFERENCE		0- 1		0- 0		0- 16				
0- 4	0- 0	0- 0		HOME		0- 0		0- 0		0- 4				
0- 6	0- 0	0- 0		AWAY		0- 1		0- 0		0- 5				
0- 7	0- 0	0- 0		NEUTRAL		0- 0		0- 0		0- 7				
<hr/>														
5- 7	0- 0	0- 0		CONFERENCE		0- 0		0- 0		5- 7				
3- 2	0- 0	0- 0		HOME		0- 0		0- 0		3- 2				
1- 5	0- 0	0- 0		AWAY		0- 0		0- 0		1- 5				
1- 0	0- 0	0- 0		NEUTRAL		0- 0		0- 0		1- 0				
<hr/>														
RPI S	Opponent	Score	RPI S	Opponent	Score	RPI S	Opponent	Score	RPI S	Opponent	Score			
						75 A	James Madison	0 3	153 A	South Carolina	0 3			
						154 N	North Carolina St.	0 3						
						175 N	Wake Forest	2 3						
						193 A	Campbell	0 3						
						222 N	Georgetown	0 3						
						236 A	Winthrop	0 3						
						236 H	Winthrop	0 3						
						242 A	UMES	0 3						
						250 N	Southeastern La.	0 3						
						254 H	East Carolina	0 3						
						255 A	Bethune-Cookman	0 3						
						255 H	Bethune-Cookman	1 3						
						256 N	Manhattan	0 3						
						263 A	Elon	0 3						
						284 A	Florida A&M	0 3						
						284 H	Florida A&M	3 1						
						293 H	Alabama St.	1 3						
						305 N	Charleston So.	0 3						
						308 N	Loyola Maryland	2 3						
						312 A	Gardner-Webb	1 3						
						312 H	Gardner-Webb	0 3						
									LAST 10 GAMES			319 N	Norfolk St.	3 2
									236 A	Winthrop	0 3	320 A	N.C. A&T	1 3
									255 H	Bethune-Cookman	1 3	193 A	Campbell	0 3
									284 H	Florida A&M	3 1	312 H	Gardner-Webb	0 3
331 A	Savannah St.	3 0	255 A	Bethune-Cookman	0 3									
329 A	South Carolina St.	0 3	284 A	Florida A&M	0 3	331 A	Savannah St.	3 0						

**Non-Div. I Games:**

N.C. Central

N.C. Central



Average RPI Win:	330	WON-LOST RECORD	WINNING PCT. RANK	LAST 10 GAMES	STRENGTH OF SCHEDULE	OPP. STRENGTH OF SCHEDULE	TEAM RPI	ADJ RPI	CONF. RPI	ADJ CONF. RPI											
Average RPI Loss:	268																				
DIV. I ONLY		4- 19	.17391	314	2- 8	329	326	330	.29381	329	31	31									
DIV. I NON-CONF.		0- 12	0	319	0- 4	299	322	333	.29351	333	31	31									
<hr/>																					
TOTALS	RPI 1-25	RPI 26-50			W-L RECORDS	RPI 51-100		RPI 101-150		RPI 150+											
4- 19	0- 0	0- 0			OVERALL	0- 0		0- 0		4- 19											
2- 6	0- 0	0- 0			HOME	0- 0		0- 0		2- 6											
2- 8	0- 0	0- 0			AWAY	0- 0		0- 0		2- 8											
0- 5	0- 0	0- 0			NEUTRAL	0- 0		0- 0		0- 5											
<hr/>																					
0- 12	0- 0	0- 0			NON-CONFERENCE	0- 0		0- 0		0- 12											
0- 3	0- 0	0- 0			HOME	0- 0		0- 0		0- 3											
0- 5	0- 0	0- 0			AWAY	0- 0		0- 0		0- 5											
0- 4	0- 0	0- 0			NEUTRAL	0- 0		0- 0		0- 4											
<hr/>																					
4- 7	0- 0	0- 0			CONFERENCE	0- 0		0- 0		4- 7											
2- 3	0- 0	0- 0			HOME	0- 0		0- 0		2- 3											
2- 3	0- 0	0- 0			AWAY	0- 0		0- 0		2- 3											
0- 1	0- 0	0- 0			NEUTRAL	0- 0		0- 0		0- 1											
<hr/>																					
RPI S	Opponent	Score	RPI S	Opponent	Score	RPI S	Opponent	Score	RPI S	Opponent	Score										
									180 A	High Point	0	3									
									213 H	Wofford	1	3									
									214 H	USC Upstate	1	3									
									228 N	Howard	0	3									
									241 A	UNC Asheville	1	3									
									247 A	Mercer	0	3									
									251 N	New Orleans	0	3									
									255 A	Bethune-Cookman	1	3									
									255 H	Bethune-Cookman	0	3									
									268 N	Georgia St.	0	3									
									284 A	Florida A&M	1	3									
									284 H	Florida A&M	0	3									
									293 H	Alabama St.	0	3									
									305 A	Charleston So.	1	3									
									306 N	Citadel	1	3									
									308 N	Loyola Maryland	1	3									
									312 A	Gardner-Webb	0	3									
									320 A	N.C. A&T	0	3									
									320 H	N.C. A&T	1	3									
									328 A	N.C. Central	3	0									
									328 H	N.C. Central	3	0									
												LAST 10 GAMES						331 A	Savannah St.	3	0
																		331 H	Savannah St.	3	0
																		228 N	Howard	0	3
																		293 H	Alabama St.	0	3
312 A	Gardner-Webb	0	3																		
									213 H	Wofford	1	3									
									305 A	Charleston So.	1	3									
									255 A	Bethune-Cookman	1	3									
									328 H	N.C. Central	3	0									
									320 H	N.C. A&T	1	3									
									331 A	Savannah St.	3	0									

**Non-Div. I Games:**

South Carolina St.

Average RPI Win:	321	WON-LOST	WINNING	LAST 10	STRENGTH OF	OPP. STRENGTH	TEAM	ADJ	CONF.	ADJ CONF.					
Average RPI Loss:	266	RECORD	PCT. RANK	GAMES	SCHEDULE	OF SCHEDULE	RPI	RPI	RPI	RPI					
DIV. I ONLY	3- 28	.09677	328	1- 9	321	321	329	.28022	330	30	30				
DIV. I NON-CONF.	2- 10	.16667	297	1- 1	333	334	334	.25602	334	30	30				
<hr/>															
TOTALS	RPI 1-25	RPI 26-50		W-L RECORDS		RPI 51-100		RPI 101-150		RPI 150+					
3- 28	0- 0	0- 0		OVERALL		0- 0		0- 0		3- 28					
1- 10	0- 0	0- 0		HOME		0- 0		0- 0		1- 10					
1- 13	0- 0	0- 0		AWAY		0- 0		0- 0		1- 13					
1- 5	0- 0	0- 0		NEUTRAL		0- 0		0- 0		1- 5					
<hr/>															
2- 10	0- 0	0- 0		NON-CONFERENCE		0- 0		0- 0		2- 10					
0- 2	0- 0	0- 0		HOME		0- 0		0- 0		0- 2					
1- 4	0- 0	0- 0		AWAY		0- 0		0- 0		1- 4					
1- 4	0- 0	0- 0		NEUTRAL		0- 0		0- 0		1- 4					
<hr/>															
1- 18	0- 0	0- 0		CONFERENCE		0- 0		0- 0		1- 18					
1- 8	0- 0	0- 0		HOME		0- 0		0- 0		1- 8					
0- 9	0- 0	0- 0		AWAY		0- 0		0- 0		0- 9					
0- 1	0- 0	0- 0		NEUTRAL		0- 0		0- 0		0- 1					
<hr/>															
RPI	S	Opponent	Score	RPI	S	Opponent	Score	RPI	S	Opponent	Score				
								164	A	Fairfield	0	3			
								164	H	Fairfield	0	3			
								184	A	Marist	0	3			
								184	H	Marist	1	3			
								207	A	Siena	1	3			
								207	H	Siena	0	3			
								221	A	Bryant	1	3			
								230	N	San Jose St.	1	3			
								242	A	UMES	0	3			
								256	A	Manhattan	0	3			
								256	H	Manhattan	0	3			
								272	A	Niagara	0	3			
								272	H	Niagara	1	3			
								283	A	Rider	1	3			
								283	H	Rider	0	3			
								294	A	Canisius	1	3			
								294	H	Canisius	1	3			
								296	A	Iona	0	3			
								296	H	Iona	1	3			
								296	N	Iona	0	3			
								311	N	Holy Cross	3	2			
								311	N	Holy Cross	0	3			
								314	H	St. Francis Brooklyn	0	3			
								315	A	Fairleigh Dickinson	0	3			
								318	H	Hartford	1	3			
								320	N	N.C. A&T	2	3			
								322	N	Delaware St.	1	3			
<hr/>															
LAST 10 GAMES															
256 H Manhattan				0	3	294 H Canisius				1	3	314 H St. Francis Brooklyn		0	3
296 H Iona				1	3	272 H Niagara				1	3	315 A Fairleigh Dickinson		0	3
324 A Saint Peter's				1	3	207 H Siena				0	3	318 H Hartford		1	3
283 A Rider				1	3	327 A UMass Lowell				3	2	320 N N.C. A&T		2	3
318 H Hartford				1	3	164 H Fairfield				0	3	322 N Delaware St.		1	3

Non-Div. I Games:

Quinnipiac

RPI	S	Opponent	Score	
324	A	Saint Peter's	1	3
324	H	Saint Peter's	3	2
327	A	UMass Lowell	3	2
327	A	UMass Lowell	2	3

Quinnipiac

Q  
u  
i  
n  
n  
i  
p  
i  
a  
c

Q  
u  
i  
n  
n  
i  
p  
i  
a  
c





Average RPI Win: Average RPI Loss:	334 265	WON-LOST RECORD	WINNING PCT. RANK	LAST 10 GAMES		STRENGTH OF SCHEDULE	OPP. STRENGTH OF SCHEDULE	TEAM RPI	ADJ RPI	CONF. RPI	ADJ CONF. RPI
DIV. I ONLY		4- 24	.14286    320	0- 9		327	332	333	.26808    332	32	32
DIV. I NON-CONF.		0- 11	0         319	0- 3		146	283	315	.36194    315	32	32
TOTALS	RPI 1-25		RPI 26-50	W-L RECORDS		RPI 51-100		RPI 101-150		RPI 150+	
4- 24	0- 0		0- 0	OVERALL		0- 1		0- 1		4- 22	
1- 5	0- 0		0- 0	HOME		0- 0		0- 0		1- 5	
2- 11	0- 0		0- 0	AWAY		0- 0		0- 1		2- 10	
1- 8	0- 0		0- 0	NEUTRAL		0- 1		0- 0		1- 7	
0- 11	0- 0		0- 0	NON-CONFERENCE		0- 1		0- 1		0- 9	
0- 0	0- 0		0- 0	HOME		0- 0		0- 0		0- 0	
0- 6	0- 0		0- 0	AWAY		0- 0		0- 1		0- 5	
0- 5	0- 0		0- 0	NEUTRAL		0- 1		0- 0		0- 4	
4- 13	0- 0		0- 0	CONFERENCE		0- 0		0- 0		4- 13	
1- 5	0- 0		0- 0	HOME		0- 0		0- 0		1- 5	
2- 5	0- 0		0- 0	AWAY		0- 0		0- 0		2- 5	
1- 3	0- 0		0- 0	NEUTRAL		0- 0		0- 0		1- 3	
RPI   S      Opponent	Score		RPI   S      Opponent	Score		RPI   S      Opponent	Score	RPI   S      Opponent	Score		
						65   N   A&M-Corpus Christi	0   3	120   A   Texas-Arlington	0   3		
								171   A   Stephen F. Austin	0   3		
								193   N   Campbell	0   3		
								210   N   DePaul	0   3		
								217   N   Radford	0   3		
								240   N   Tennessee St.	0   3		
								245   A   Louisiana Tech	0   3		
								249   A   La.-Monroe	0   3		
								251   A   New Orleans	0   3		
								268   A   Georgia St.	0   3		
								293   N   Alabama St.	0   3		
								301   A   Texas Southern	0   3		
								301   H   Texas Southern	0   3		
								310   A   Jackson St.	0   3		
								316   N   Alabama A&M	0   3		
								321   A   Prairie View	0   3		
								321   H   Prairie View	0   3		
								325   A   Southern U.	0   3		
								325   H   Southern U.	2   3		
								326   A   Ark.-Pine Bluff	1   3		
								326   H   Ark.-Pine Bluff	1   3		
				LAST 10 GAMES				333   A   Alcorn	3   2		
				326   A   Ark.-Pine Bluff	1   3	245   A   Louisiana Tech	0   3	333   H   Alcorn	0   3		
				301   H   Texas Southern	0   3	321   H   Prairie View	0   3	333   N   Alcorn	2   3		
				325   A   Southern U.	0   3	249   A   La.-Monroe	0   3	334   A   Mississippi Val.	3   2		
				326   H   Ark.-Pine Bluff	1   3	333   N   Alcorn	2   3	334   H   Mississippi Val.	3   0		
				171   A   Stephen F. Austin	0   3	334   N   Mississippi Val.	3   0	334   N   Mississippi Val.	3   0		
Non-Div. I Games:	Tougaloo	3   2	Jarvis Christian	3   0		Texas Col.	3   1	Tougaloo	3   1		
	Texas Col.	3   0	Jarvis Christian	3   2		Southern Ark.	0   3	Grambling			

Average RPI Win:	330	WON-LOST RECORD		WINNING PCT. RANK		LAST 10 GAMES		STRENGTH OF SCHEDULE		OPP. STRENGTH OF SCHEDULE		TEAM RPI		ADJ RPI		CONF. RPI		ADJ CONF. RPI
Average RPI Loss:	291																	
DIV. I ONLY		6- 20		.23077	295	3- 7		334		334		331		.264	333	32		32
DIV. I NON-CONF.		0- 6		0	319	0- 0		282		285		326		.30669	328	32		32
TOTALS	RPI 1-25			RPI 26-50		W-L RECORDS		RPI 51-100				RPI 101-150				RPI 150+		
6- 20	0- 0			0- 0		OVERALL		0- 0				0- 0				6- 20		
2- 5	0- 0			0- 0		HOME		0- 0				0- 0				2- 5		
2- 4	0- 0			0- 0		AWAY		0- 0				0- 0				2- 4		
2- 11	0- 0			0- 0		NEUTRAL		0- 0				0- 0				2- 11		
0- 6	0- 0			0- 0		NON-CONFERENCE		0- 0				0- 0				0- 6		
0- 0	0- 0			0- 0		HOME		0- 0				0- 0				0- 0		
0- 1	0- 0			0- 0		AWAY		0- 0				0- 0				0- 1		
0- 5	0- 0			0- 0		NEUTRAL		0- 0				0- 0				0- 5		
6- 14	0- 0			0- 0		CONFERENCE		0- 0				0- 0				6- 14		
2- 5	0- 0			0- 0		HOME		0- 0				0- 0				2- 5		
2- 3	0- 0			0- 0		AWAY		0- 0				0- 0				2- 3		
2- 6	0- 0			0- 0		NEUTRAL		0- 0				0- 0				2- 6		
RPI S Opponent Score				RPI S Opponent Score				RPI S Opponent Score				RPI S Opponent Score						
												181 A Houston Baptist				0	3	
												213 N Wofford				0	3	
												245 N Louisiana Tech				0	3	
												248 N UTRGV				0	3	
												249 N La.-Monroe				0	3	
												293 A Alabama St.				0	3	
												293 H Alabama St.				0	3	
												295 N Jacksonville St.				0	3	
												301 N Texas Southern				0	3	
												301 N Texas Southern				0	3	
												310 A Jackson St.				0	3	
												310 H Jackson St.				0	3	
												316 H Alabama A&M				1	3	
												316 H Alabama A&M				1	3	
												316 N Alabama A&M				1	3	
												321 N Prairie View				1	3	
												321 N Prairie View				2	3	
												325 A Southern U.				1	3	
												325 H Southern U.				3	1	
												325 N Southern U.				3	1	
												326 N Ark.-Pine Bluff				0	3	
						LAST 10 GAMES						332 A Grambling	</					

Non-Div. I Games:

Ark.-Monticello

0

3

Alcorn

A  
l  
c  
o  
r  
n

A  
l  
c  
o  
r  
n



[illegible]