

Average RPI Win:		46	WON-LOST RECORD		WINNING PCT. RANK		LAST 10 GAMES		STRENGTH OF SCHEDULE		OPP. STRENGTH OF SCHEDULE		TEAM RPI		ADJ RPI		CONF. RPI		ADJ CONF. RPI		
DIV. I ONLY			20-0		1 1		10-0		4		1		1		.77397 1		1		1		
DIV. I NON-CONF.			10-0		1 1		0-0		12		2		2		.76092 2		1		1		
TOTALS		RPI 1-25		RPI 26-50		W-L RECORDS		RPI 51-100		RPI 101-150		RPI 150+									
20-0		9-0		6-0		OVERALL		3-0		0-0		2-0									
11-0		6-0		2-0		HOME		2-0		0-0		1-0									
7-0		3-0		3-0		AWAY		1-0		0-0		0-0									
2-0		0-0		1-0		NEUTRAL		0-0		0-0		1-0									
10-0		5-0		3-0		NON-CONFERENCE		0-0		0-0		2-0									
5-0		3-0		1-0		HOME		0-0		0-0		1-0									
3-0		2-0		1-0		AWAY		0-0		0-0		0-0									
2-0		0-0		1-0		NEUTRAL		0-0		0-0		1-0									
10-0		4-0		3-0		CONFERENCE		3-0		0-0		0-0									
6-0		3-0		1-0		HOME		2-0		0-0		0-0									
4-0		1-0		2-0		AWAY		1-0		0-0		0-0									
0-0		0-0		0-0		NEUTRAL		0-0		0-0		0-0									
RPI	S	Opponent			Score		RPI	S	Opponent			Score		RPI	S	Opponent			Score		
7	H	Oregon			3 1		28	A	Iowa St.			3 0		55	A	Utah			3 1		
9	H	Illinois			3 2		31	A	Arizona St.			3 1		68	H	Washington St.			3 0		
11	H	Penn St.			3 2		32	N	CSUN			3 0		95	H	California			3 0		
12	A	Nebraska			3 0		33	A	Colorado			3 2									
13	H	Southern California			3 1		35	H	Oregon St.			3 0									
15	H	UCLA			3 1		49	H	Santa Clara			3 0									
17	A	Arizona			3 1																
19	H	Duke			3 1																
24	A	San Diego			3 1																

Non-Div. I Games:

Stanford



Average RPI Win:		69	WON-LOST RECORD		WINNING PCT. RANK		LAST 10 GAMES		STRENGTH OF SCHEDULE		OPP. STRENGTH OF SCHEDULE		TEAM RPI		ADJ RPI		CONF. RPI		ADJ CONF. RPI				
DIV. I ONLY			21-0		1 1		10-0		6		11		2		.75251		2		4		4		
DIV. I NON-CONF.			12-0		1 1		1-0		6		4		1		.76488		1		4		4		
TOTALS		RPI 1-25		RPI 26-50		W-L RECORDS		RPI 51-100		RPI 101-150		RPI 150+											
21-0		6-0		4-0		OVERALL		5-0		3-0		3-0											
10-0		3-0		0-0		HOME		3-0		2-0		2-0											
10-0		3-0		3-0		AWAY		2-0		1-0		1-0											
1-0		0-0		1-0		NEUTRAL		0-0		0-0		0-0											
12-0		5-0		2-0		NON-CONFERENCE		2-0		2-0		1-0											
6-0		2-0		0-0		HOME		1-0		2-0		2-0											
5-0		3-0		1-0		AWAY		1-0		0-0		0-0											
1-0		0-0		1-0		NEUTRAL		0-0		0-0		0-0											
9-0		1-0		2-0		CONFERENCE		3-0		1-0		2-0											
4-0		1-0		0-0		HOME		2-0		0-0		1-0											
5-0		0-0		2-0		AWAY		1-0		1-0		1-0											
0-0		0-0		0-0		NEUTRAL		0-0		0-0		0-0											
RPI	S	Opponent		Score		RPI	S	Opponent		Score		RPI	S	Opponent		Score		RPI	S	Opponent		Score	
6	H	North Carolina		3 0		27	N	Marquette		3 2		54	A	Louisville		3 1		103	A	Georgia Tech		3 0	
8	H	Florida		3 2		28	A	Iowa St.		3 0		74	A	American		3 2		108	H	Central Ark.		3 0	
12	A	Nebraska		3 1		39	A	Miami (FL)		3 2		82	H	Auburn		3 2		118	H	Samford		3 0	
18	A	Texas A&M		3 1		50	A	Pittsburgh		3 2		93	H	North Carolina St.		3 0		152	A	Wake Forest		3 1	
18	A	Texas A&M		3 0								96	H	Virginia Tech		3 1		156	H	Notre Dame		3 0	
25	H	LSU		3 1														183	H	Florida A&M		3 0	
						LAST 10 GAMES																	
						152 A Wake Forest 3 1						54 A Louisville 3 1											
						50 A Pittsburgh 3 2						39 A Miami (FL) 3 2											
						96 H Virginia Tech 3 1						103 A Georgia Tech 3 0											
						183 H Florida A&M 3 0						156 H Notre Dame 3 0											
						93 H North Carolina St. 3 0						6 H North Carolina 3 0											

Non-Div. I Games:

Florida St.



[illegible]

**Non-Div. I Games:**

Washington



Average RPI Win: 73		WON-LOST RECORD		WINNING PCT. RANK		LAST 10 GAMES		STRENGTH OF SCHEDULE		OPP. STRENGTH OF SCHEDULE		TEAM RPI		ADJ RPI		CONF. RPI		ADJ CONF. RPI					
DIV. I ONLY		15- 1		.9375		5		12		7		4		.72835		4		2					
DIV. I NON-CONF.		8- 0		1		1		34		8		5		.71771		3		3					
TOTALS		RPI 1-25		RPI 26-50		W-L RECORDS		RPI 51-100		RPI 101-150		RPI 150+											
15- 1		5- 1		2- 0		OVERALL		4- 0		1- 0		3- 0											
7- 1		1- 1		2- 0		HOME		2- 0		1- 0		1- 0											
6- 0		4- 0		0- 0		AWAY		2- 0		0- 0		0- 0											
2- 0		0- 0		0- 0		NEUTRAL		0- 0		0- 0		2- 0											
8- 0		3- 0		1- 0		NON-CONFERENCE		1- 0		0- 0		3- 0											
3- 0		1- 0		1- 0		HOME		0- 0		0- 0		1- 0											
3- 0		2- 0		0- 0		AWAY		1- 0		0- 0		0- 0											
2- 0		0- 0		0- 0		NEUTRAL		0- 0		0- 0		2- 0											
7- 1		2- 1		1- 0		CONFERENCE		3- 0		1- 0		0- 0											
4- 1		0- 1		1- 0		HOME		2- 0		1- 0		0- 0											
3- 0		2- 0		0- 0		AWAY		1- 0		0- 0		0- 0											
0- 0		0- 0		0- 0		NEUTRAL		0- 0		0- 0		0- 0											
RPI	S	Opponent		Score		RPI	S	Opponent		Score		RPI	S	Opponent		Score							
8	A	Florida		3	1	26	H	UCF		3	0	58	H	Baylor		3	0	127	H	TCU	3	0	
12	A	Nebraska		3	2	28	H	Iowa St.		3	0	71	A	West Virginia		3	2	154	N	Seattle	3	0	
16	A	Kansas St.		3	0							79	H	Texas Tech		3	0	183	H	Florida A&M	3	0	
17	H	Arizona		3	0							99	A	New Mexico		3	0	199	N	UTEP	3	0	
21	H	Oklahoma		0	3																		
22	A	Kansas		3	1																		
						LAST 10 GAMES																	
		21 H Oklahoma		0	3			22 A Kansas		3	1			28 H Iowa St.		3	0			71 A West Virginia		3	2
		127 H TCU		3	0			12 A Nebraska		3	2			183 H Florida A&M		3	0						
		16 A Kansas St.		3	0																		
		79 H Texas Tech		3	0																		
		58 H Baylor		3	0																		

Non-Div. I Games:

Texas



Average RPI Win:		75	WON-LOST RECORD		WINNING PCT. RANK		LAST 10 GAMES		STRENGTH OF SCHEDULE		OPP. STRENGTH OF SCHEDULE		TEAM RPI	ADJ RPI		CONF. RPI	ADJ CONF. RPI
DIV. I ONLY			18- 2		.9    6		9- 1		7		9		5	.72173    5		3	3
DIV. I NON-CONF.			9- 1		.9    23		0- 0		13		12		4	.71396    5		2	2
TOTALS		RPI 1-25		RPI 26-50		W-L RECORDS		RPI 51-100		RPI 101-150		RPI 150+					
18- 2		5- 2		3- 0		OVERALL		4- 0		3- 0		3- 0					
9- 1		2- 1		2- 0		HOME		1- 0		3- 0		1- 0					
5- 1		2- 1		1- 0		AWAY		2- 0		0- 0		0- 0					
4- 0		1- 0		0- 0		NEUTRAL		1- 0		0- 0		2- 0					
9- 1		2- 1		1- 0		NON-CONFERENCE		3- 0		1- 0		2- 0					
3- 0		0- 0		1- 0		HOME		1- 0		1- 0		0- 0					
2- 1		1- 1		0- 0		AWAY		1- 0		0- 0		0- 0					
4- 0		1- 0		0- 0		NEUTRAL		1- 0		0- 0		2- 0					
9- 1		3- 1		2- 0		CONFERENCE		1- 0		2- 0		1- 0					
6- 1		2- 1		1- 0		HOME		0- 0		2- 0		1- 0					
3- 0		1- 0		1- 0		AWAY		1- 0		0- 0		0- 0					
0- 0		0- 0		0- 0		NEUTRAL		0- 0		0- 0		0- 0					
RPI	S	Opponent		Score		RPI	S	Opponent		Score		RPI	S	Opponent		Score	
3	A	Washington		2	3	39	H	Miami (FL)		3	0	53	A	Northwestern		3	0
9	A	Illinois		3	1	48	A	Minnesota		3	0	54	N	Louisville		3	0
11	H	Penn St.		0	3	48	H	Minnesota		3	0	73	H	Missouri St.		3	1
12	H	Nebraska		3	0							98	A	Northern Colo.		3	1
13	N	Southern California		3	1												
14	A	Colorado St.		3	0												
20	H	Ohio St.		3	0												
						LAST 10 GAMES											
		12 H Nebraska		3	0			170 H Rutgers		3	0			9 A Illinois		3	1
		104 H Iowa		3	0			53 A Northwestern		3	0			20 H Ohio St.		3	0
		48 H Minnesota		3	0			20 H Ohio St.		3	0			11 H Penn St.		0	3
		48 A Minnesota		3	0												
		130 H Maryland		3	0												

Non-Div. I Games:

Wisconsin



Average RPI Win:	80	WON-LOST RECORD	WINNING PCT. RANK	LAST 10 GAMES		STRENGTH OF SCHEDULE	OPP. STRENGTH OF SCHEDULE	TEAM RPI	ADJ RPI	CONF. RPI	ADJ CONF. RPI	
DIV. I ONLY		17- 2	.89474	7	9- 1	14	15	6	.70993	6	4	4
DIV. I NON-CONF.		9- 1	.9	23	1- 0	22	5	7	.70094	6	4	4
<hr/>												
TOTALS	RPI 1-25		RPI 26-50		W-L RECORDS		RPI 51-100		RPI 101-150		RPI 150+	
17- 2	3- 2		4- 0		OVERALL		5- 0		3- 0		2- 0	
8- 0	2- 0		0- 0		HOME		3- 0		1- 0		2- 0	
7- 2	1- 2		3- 0		AWAY		2- 0		1- 0		0- 0	
2- 0	0- 0		1- 0		NEUTRAL		0- 0		1- 0		0- 0	
9- 1	2- 1		3- 0		NON-CONFERENCE		2- 0		1- 0		1- 0	
5- 0	2- 0		0- 0		HOME		2- 0		0- 0		1- 0	
2- 1	0- 1		2- 0		AWAY		0- 0		0- 0		0- 0	
2- 0	0- 0		1- 0		NEUTRAL		0- 0		1- 0		0- 0	
8- 1	1- 1		1- 0		CONFERENCE		3- 0		2- 0		1- 0	
3- 0	0- 0		0- 0		HOME		1- 0		1- 0		1- 0	
5- 1	1- 1		1- 0		AWAY		2- 0		1- 0		0- 0	
0- 0	0- 0		0- 0		NEUTRAL		0- 0		0- 0		0- 0	
RPI	S	Opponent	Score	RPI	S	Opponent	Score	RPI	S	Opponent	Score	
2	A	Florida St.	0 3	36	N	Long Beach St.	3 0	57	H	Virginia	3 0	
9	A	Illinois	0 3	41	A	Michigan St.	3 0	71	H	West Virginia	3 0	
10	H	Kentucky	3 2	46	A	Michigan	3 0	77	A	Clemson	3 0	
19	A	Duke	3 0	50	A	Pittsburgh	3 2	81	H	VCU	3 0	
21	H	Oklahoma	3 1					93	A	North Carolina St.	3 0	

**Non-Div. I Games:**

North Carolina



Average RPI Win:	71	WON-LOST RECORD	WINNING PCT. RANK	LAST 10 GAMES	STRENGTH OF SCHEDULE	OPP. STRENGTH OF SCHEDULE	TEAM RPI	ADJ RPI	CONF. RPI	ADJ CONF. RPI		
DIV. I ONLY		16- 4	.8 28	6- 4	5	2	7	.70205	7	1	1	
DIV. I NON-CONF.		10- 0	1 1	0- 0	23	22	3	.71558	4	1	1	
<hr/>												
TOTALS	RPI 1-25	RPI 26-50		W-L RECORDS	RPI 51-100		RPI 101-150		RPI 150+			
16- 4	3- 3	6- 1		OVERALL	3- 0		2- 0		2- 0			
10- 2	2- 1	5- 1		HOME	1- 0		1- 0		1- 0			
4- 2	1- 2	1- 0		AWAY	1- 0		0- 0		1- 0			
2- 0	0- 0	0- 0		NEUTRAL	1- 0		1- 0		0- 0			
10- 0	1- 0	4- 0		NON-CONFERENCE	1- 0		2- 0		2- 0			
6- 0	1- 0	3- 0		HOME	0- 0		1- 0		1- 0			
2- 0	0- 0	1- 0		AWAY	0- 0		0- 0		1- 0			
2- 0	0- 0	0- 0		NEUTRAL	1- 0		1- 0		0- 0			
6- 4	2- 3	2- 1		CONFERENCE	2- 0		0- 0		0- 0			
4- 2	1- 1	2- 1		HOME	1- 0		0- 0		0- 0			
2- 2	1- 2	0- 0		AWAY	1- 0		0- 0		0- 0			
0- 0	0- 0	0- 0		NEUTRAL	0- 0		0- 0		0- 0			
<hr/>												
RPI S	Opponent	Score	RPI S	Opponent	Score	RPI S	Opponent	Score	RPI S	Opponent	Score	
1 A	Stanford	1 3	30 A	Hawaii	3 2	68 H	Washington St.	3 1	108 H	Central Ark.	3 0	
3 H	Washington	1 3	31 H	Arizona St.	2 3	95 A	California	3 0	140 N	St. John's (NY)	3 1	
13 A	Southern California	3 1	33 H	Colorado	3 1	99 N	New Mexico	3 1	154 H	Seattle	3 0	
15 A	UCLA	1 3	35 H	Oregon St.	3 0				185 A	Portland St.	3 1	
17 H	Arizona	3 0	41 H	Michigan St.	3 1							
20 H	Ohio St.	3 0	45 H	Illinois St.	3 2							
			46 H	Michigan	3 0							
<hr/>												
LAST 10 GAMES												
31 H Arizona St.						2 3	68 H Washington St.					3 1
17 H Arizona						3 0	95 A California					3 0
13 A Southern California						3 1	1 A Stanford					1 3
15 A UCLA						1 3	33 H Colorado					3 1
3 H Washington						1 3	35 H Oregon St.					3 0

Non-Div. I Games:

Oregon



Average RPI Win:	92	WON-LOST	WINNING	LAST 10	STRENGTH OF	OPP. STRENGTH	TEAM	ADJ	CONF.	ADJ CONF.		
Average RPI Loss:	11	RECORD	PCT. RANK	GAMES	SCHEDULE	OF SCHEDULE	RPI	RPI	RPI	RPI		
DIV. I ONLY		16- 3	.84211	16	10- 0	24	6	8	.68915	8	5	5
DIV. I NON-CONF.		6- 3	.66667	91	0- 0	3	1	10	.68681	10	5	5
<hr/>												
TOTALS	RPI 1-25	RPI 26-50		W-L RECORDS		RPI 51-100		RPI 101-150		RPI 150+		
16- 3	5- 2	1- 1		OVERALL		4- 0		3- 0		3- 0		
10- 2	2- 1	1- 1		HOME		2- 0		3- 0		2- 0		
5- 1	2- 1	0- 0		AWAY		2- 0		0- 0		1- 0		
1- 0	1- 0	0- 0		NEUTRAL		0- 0		0- 0		0- 0		
<hr/>												
6- 3	3- 2	1- 1		NON-CONFERENCE		0- 0		1- 0		1- 0		
4- 2	1- 1	1- 1		HOME		0- 0		1- 0		1- 0		
1- 1	1- 1	0- 0		AWAY		0- 0		0- 0		0- 0		
1- 0	1- 0	0- 0		NEUTRAL		0- 0		0- 0		0- 0		
<hr/>												
10- 0	2- 0	0- 0		CONFERENCE		4- 0		2- 0		2- 0		
6- 0	1- 0	0- 0		HOME		2- 0		2- 0		1- 0		
4- 0	1- 0	0- 0		AWAY		2- 0		0- 0		1- 0		
0- 0	0- 0	0- 0		NEUTRAL		0- 0		0- 0		0- 0		
<hr/>												
RPI S	Opponent	Score	RPI S	Opponent	Score	RPI S	Opponent	Score	RPI S	Opponent	Score	
2 A	Florida St.	2 3	26 H	UCF	3 1	62 H	Ole Miss	3 0	110 H	Missouri	3 0	
4 H	Texas	1 3	27 H	Marquette	2 3	65 H	Arkansas	3 0	124 H	Georgia	3 0	
13 A	Southern California	3 0				67 A	South Carolina	3 1	149 H	Idaho	3 0	
18 H	Texas A&M	3 0				82 A	Auburn	3 0	198 H	Ga. Southern	3 0	
21 H	Oklahoma	3 2							247 A	Mississippi St.	3 0	
24 N	San Diego	3 0							247 H	Mississippi St.	3 0	
25 A	LSU	3 1										
<hr/>												
LAST 10 GAMES												
247 H Mississippi St.						124 H Georgia						
110 H Missouri						247 A Mississippi St.						
65 H Arkansas						25 A LSU						
67 A South Carolina						62 H Ole Miss						
18 H Texas A&M						82 A Auburn						

Non-Div. I Games:

Florida



Average RPI Win: 76		WON-LOST	WINNING	LAST 10	STRENGTH OF		OPP. STRENGTH	TEAM	ADJ	CONF.	ADJ CONF.
Average RPI Loss: 27		RECORD	PCT. RANK	GAMES	SCHEDULE		OF SCHEDULE	RPI	RPI	RPI	RPI
DIV. I ONLY		16-5	.7619	44	8-2		10	3	9	.68433	9
DIV. I NON-CONF.		8-3	.72727	65	0-0		17	3	16	.66475	14
TOTALS		RPI 1-25	RPI 26-50		W-L RECORDS		RPI 51-100		RPI 101-150		RPI 150+
16-5		3-4	5-0		OVERALL		3-1		3-0		2-0
8-1		1-1	3-0		HOME		1-0		2-0		1-0
5-2		2-2	1-0		AWAY		0-0		1-0		1-0
3-2		0-1	1-0		NEUTRAL		2-1		0-0		0-0
8-3		1-2	3-0		NON-CONFERENCE		2-1		1-0		1-0
3-0		1-0	1-0		HOME		0-0		1-0		0-0
2-1		0-1	1-0		AWAY		0-0		0-0		1-0
3-2		0-1	1-0		NEUTRAL		2-1		0-0		0-0
8-2		2-2	2-0		CONFERENCE		1-0		2-0		1-0
5-1		0-1	2-0		HOME		1-0		1-0		1-0
3-1		2-1	0-0		AWAY		0-0		1-0		0-0
0-0		0-0	0-0		NEUTRAL		0-0		0-0		0-0
RPI S	Opponent	Score		RPI S	Opponent	Score		RPI S	Opponent	Score	
1 A	Stanford	2	3	33 N	Colorado	3	1	68 N	Washington St.	3	0
5 H	Wisconsin	1	3	34 H	Purdue	3	1	84 N	South Dakota	3	0
6 H	North Carolina	3	0	36 H	Long Beach St.	3	0	87 H	Indiana	3	0
11 A	Penn St.	3	1	40 A	Creighton	3	1	96 N	Virginia Tech	2	3
12 A	Nebraska	3	1	48 H	Minnesota	3	0				
15 N	UCLA	0	3								
20 A	Ohio St.	2	3								
				LAST 10 GAMES							
				34 H	Purdue	3	1	20 A	Ohio St.	2	3
				87 H	Indiana	3	0	5 H	Wisconsin	1	3
				12 A	Nebraska	3	1	48 H	Minnesota	3	0
				104 A	Iowa	3	2	170 H	Rutgers	3	0
				11 A	Penn St.	3	1	130 H	Maryland	3	0

Non-Div. I Games:

Illinois



Average RPI Win:	80	WON-LOST RECORD	WINNING PCT. RANK	LAST 10 GAMES	STRENGTH OF SCHEDULE	OPP. STRENGTH OF SCHEDULE	TEAM RPI	ADJ RPI	CONF. RPI	ADJ CONF. RPI	
DIV. I ONLY		18- 4	.81818 19	8- 2	26	5	11	.67659 10	5	5	
DIV. I NON-CONF.		10- 2	.83333 32	0- 0	19	11	12	.6758 12	5	5	
<hr/>											
TOTALS	RPI 1-25	RPI 26-50		W-L RECORDS	RPI 51-100		RPI 101-150		RPI 150+		
18- 4	2- 4	3- 0		OVERALL	9- 0		2- 0		2- 0		
10- 2	1- 2	3- 0		HOME	5- 0		1- 0		0- 0		
6- 2	1- 2	0- 0		AWAY	3- 0		1- 0		1- 0		
2- 0	0- 0	0- 0		NEUTRAL	1- 0		0- 0		1- 0		
10- 2	0- 2	2- 0		NON-CONFERENCE	6- 0		1- 0		1- 0		
7- 1	0- 1	2- 0		HOME	4- 0		1- 0		0- 0		
1- 1	0- 1	0- 0		AWAY	1- 0		0- 0		0- 0		
2- 0	0- 0	0- 0		NEUTRAL	1- 0		0- 0		1- 0		
8- 2	2- 2	1- 0		CONFERENCE	3- 0		1- 0		1- 0		
3- 1	1- 1	1- 0		HOME	1- 0		0- 0		0- 0		
5- 1	1- 1	0- 0		AWAY	2- 0		1- 0		1- 0		
0- 0	0- 0	0- 0		NEUTRAL	0- 0		0- 0		0- 0		
RPI S	Opponent	Score	RPI S	Opponent	Score	RPI S	Opponent	Score	RPI S	Opponent	Score
6 A	North Carolina	2 3	29 H	Alabama	3 1	52 H	Xavier	3 1	101 H	Wichita St.	3 0
13 H	Southern California	0 3	40 H	Creighton	3 0	54 A	Louisville	3 1	124 A	Georgia	3 0
18 A	Texas A&M	1 3	43 H	Lipscomb	3 1	65 A	Arkansas	3 0	198 N	Ga. Southern	3 1
18 H	Texas A&M	3 0				66 H	Butler	3 0	208 A	Tennessee	3 0
25 A	LSU	3 1				67 A	South Carolina	3 1			
25 H	LSU	2 3				81 N	VCU	3 0			
						82 H	Auburn	3 0			
						85 H	UNI	3 1			
						96 H	Virginia Tech	3 1			
<hr/>											
			LAST 10 GAMES								
			18 A Texas A&M 1 3			208 A Tennessee 3 0					
			65 A Arkansas 3 0			18 H Texas A&M 3 0					
			25 H LSU 2 3			29 H Alabama 3 1					
			124 A Georgia 3 0			67 A South Carolina 3 1					
			82 H Auburn 3 0			25 A LSU 3 1					

Non-Div. I Games:

Kentucky



Average RPI Win:	117	WON-LOST	WINNING	LAST 10	STRENGTH OF	OPP. STRENGTH	TEAM	ADJ	CONF.	ADJ CONF.		
Average RPI Loss:	7	RECORD	PCT. RANK	GAMES	SCHEDULE	OF SCHEDULE	RPI	RPI	RPI	RPI		
DIV. I ONLY		20- 3	.86957	10	8- 2	37	33	13	.67556	11	3	3
DIV. I NON-CONF.		12- 1	.92308	12	0- 0	91	73	23	.64637	22	2	2
<hr/>												
TOTALS	RPI 1-25	RPI 26-50		W-L RECORDS		RPI 51-100		RPI 101-150		RPI 150+		
20- 3	3- 3	4- 0		OVERALL		4- 0		3- 0		6- 0		
10- 1	0- 1	2- 0		HOME		1- 0		1- 0		6- 0		
6- 2	1- 2	2- 0		AWAY		1- 0		2- 0		0- 0		
4- 0	2- 0	0- 0		NEUTRAL		2- 0		0- 0		0- 0		
12- 1	2- 1	0- 0		NON-CONFERENCE		2- 0		2- 0		6- 0		
7- 0	0- 0	0- 0		HOME		0- 0		1- 0		6- 0		
1- 1	0- 1	0- 0		AWAY		0- 0		1- 0		0- 0		
4- 0	2- 0	0- 0		NEUTRAL		2- 0		0- 0		0- 0		
8- 2	1- 2	4- 0		CONFERENCE		2- 0		1- 0		0- 0		
3- 1	0- 1	2- 0		HOME		1- 0		0- 0		0- 0		
5- 1	1- 1	2- 0		AWAY		1- 0		1- 0		0- 0		
0- 0	0- 0	0- 0		NEUTRAL		0- 0		0- 0		0- 0		
RPI S	Opponent	Score	RPI S	Opponent	Score	RPI S	Opponent	Score	RPI S	Opponent	Score	
1 A	Stanford	2 3	34 A	Purdue	3 2	53 H	Northwestern	3 0	104 A	Iowa	3 0	
5 A	Wisconsin	3 0	41 H	Michigan St.	3 0	74 N	American	3 1	127 H	TCU	3 0	
9 H	Illinois	1 3	46 H	Michigan	3 0	87 A	Indiana	3 0	150 A	Villanova	3 0	
12 A	Nebraska	1 3	48 A	Minnesota	3 1	97 N	Yale	3 0	184 H	East Carolina	3 0	
15 N	UCLA	3 0							194 H	Ill.-Chicago	3 0	
22 N	Kansas	3 0							224 H	Eastern Ill.	3 0	
									227 H	William & Mary	3 0	
									294 H	DePaul	3 0	
									309 H	Iona	3 0	
			LAST 10 GAMES									
			41 H	Michigan St.	3 0	53 H	Northwestern	3 0				
			46 H	Michigan	3 0	104 A	Iowa	3 0				
			87 A	Indiana	3 0	12 A	Nebraska	1 3				
			34 A	Purdue	3 2	48 A	Minnesota	3 1				
			9 H	Illinois	1 3	5 A	Wisconsin	3 0				

Non-Div. I Games:

Penn St.



Average RPI Win:		101	WON-LOST RECORD		WINNING PCT. RANK		LAST 10 GAMES		STRENGTH OF SCHEDULE		OPP. STRENGTH OF SCHEDULE		TEAM RPI		ADJ RPI		CONF. RPI		ADJ CONF. RPI	
DIV. I ONLY			12- 7		.63158 104		6- 4		1		30		10		.67114 12		3		3	
DIV. I NON-CONF.			6- 3		.66667 91		0- 0		1		93		6		.69809 7		2		2	
TOTALS		RPI 1-25		RPI 26-50		W-L RECORDS		RPI 51-100		RPI 101-150		RPI 150+								
12- 7		1- 6		3- 1		OVERALL		2- 0		3- 0		3- 0								
6- 5		1- 5		1- 0		HOME		2- 0		1- 0		1- 0								
4- 2		0- 1		2- 1		AWAY		0- 0		2- 0		0- 0								
2- 0		0- 0		0- 0		NEUTRAL		0- 0		0- 0		2- 0								
6- 3		0- 3		1- 0		NON-CONFERENCE		1- 0		1- 0		3- 0								
3- 3		0- 3		1- 0		HOME		1- 0		0- 0		1- 0								
1- 0		0- 0		0- 0		AWAY		0- 0		1- 0		0- 0								
2- 0		0- 0		0- 0		NEUTRAL		0- 0		0- 0		2- 0								
6- 4		1- 3		2- 1		CONFERENCE		1- 0		2- 0		0- 0								
3- 2		1- 2		0- 0		HOME		1- 0		1- 0		0- 0								
3- 2		0- 1		2- 1		AWAY		0- 0		1- 0		0- 0								
0- 0		0- 0		0- 0		NEUTRAL		0- 0		0- 0		0- 0								
RPI	S	Opponent		Score		RPI	S	Opponent		Score		RPI	S	Opponent		Score				
1	H	Stanford		0	3	40	H	Creighton		3	1	53	H	Northwestern		3	0			
2	H	Florida St.		1	3	41	A	Michigan St.		3	1	86	H	Denver		3	0			
4	H	Texas		2	3	46	A	Michigan		0	3			109 A Dayton		3	0			
5	A	Wisconsin		0	3	48	A	Minnesota		3	2			167 N Eastern Ky.		3	0			
9	H	Illinois		1	3									201 H Colgate		3	0			
11	H	Penn St.		3	1									242 N Bakersfield		3	1			
20	H	Ohio St.		2	3															
LAST 10 GAMES																				
		5 A Wisconsin		0	3			41 A Michigan St.		3	1									
		48 A Minnesota		3	2			20 H Ohio St.		2	3									
		9 H Illinois		1	3			11 H Penn St.		3	1									
		53 H Northwestern		3	0			104 A Iowa		3	0									
		46 A Michigan		0	3			104 H Iowa		3	0									

Non-Div. I Games:

Nebraska



Average RPI Win:		75	WON-LOST RECORD		WINNING PCT. RANK		LAST 10 GAMES		STRENGTH OF SCHEDULE		OPP. STRENGTH OF SCHEDULE		TEAM RPI	ADJ RPI		CONF. RPI	ADJ CONF. RPI		
DIV. I ONLY			12- 8		.6 123		5- 5		2		4		14	.66904 13		1	1		
DIV. I NON-CONF.			7- 3		.7 84		0- 0		2		21		8	.69316 8		1	1		
TOTALS		RPI 1-25		RPI 26-50		W-L RECORDS		RPI 51-100		RPI 101-150		RPI 150+							
12- 8		1- 7		4- 1		OVERALL		5- 0		1- 0		1- 0							
3- 4		0- 3		2- 1		HOME		1- 0		0- 0		0- 0							
4- 3		1- 3		0- 0		AWAY		3- 0		0- 0		0- 0							
5- 1		0- 1		2- 0		NEUTRAL		1- 0		1- 0		1- 0							
7- 3		1- 3		2- 0		NON-CONFERENCE		2- 0		1- 0		1- 0							
0- 2		0- 2		0- 0		HOME		0- 0		0- 0		0- 0							
2- 0		1- 0		0- 0		AWAY		1- 0		0- 0		0- 0							
5- 1		0- 1		2- 0		NEUTRAL		1- 0		1- 0		1- 0							
5- 5		0- 4		2- 1		CONFERENCE		3- 0		0- 0		0- 0							
3- 2		0- 1		2- 1		HOME		1- 0		0- 0		0- 0							
2- 3		0- 3		0- 0		AWAY		2- 0		0- 0		0- 0							
0- 0		0- 0		0- 0		NEUTRAL		0- 0		0- 0		0- 0							
RPI S	Opponent		Score		RPI S	Opponent		Score		RPI S	Opponent		Score		RPI S	Opponent		Score	
1	A	Stanford	1	3	31	H	Arizona St.	1	3	51	A	Pacific	3	2	130	N	Maryland	3	0
3	A	Washington	0	3	33	H	Colorado	3	0	55	H	Utah	3	1	253	N	Rider	3	0
5	N	Wisconsin	1	3	35	H	Oregon St.	3	1	68	A	Washington St.	3	2					
7	H	Oregon	1	3	40	N	Creighton	3	1	85	N	UNI	3	0					
8	H	Florida	0	3	42	N	UALR	3	1	95	A	California	3	1					
10	A	Kentucky	3	0															
15	A	UCLA	0	3															
18	H	Texas A&M	2	3															
LAST 10 GAMES																			
		1	A	Stanford	1	3	33	H	Colorado	3	0								
		95	A	California	3	1	68	A	Washington St.	3	2								
		35	H	Oregon St.	3	1	3	A	Washington	0	3								
		7	H	Oregon	1	3	31	H	Arizona St.	1	3								
		55	H	Utah	3	1	15	A	UCLA	0	3								

Non-Div. I Games:

Southern California



Average RPI Win:	124	WON-LOST RECORD	WINNING PCT. RANK	LAST 10 GAMES	STRENGTH OF SCHEDULE	OPP. STRENGTH OF SCHEDULE	TEAM RPI	ADJ RPI	CONF. RPI	ADJ CONF. RPI				
Average RPI Loss:	5													
DIV. I ONLY		22- 1	.95652	4	10- 0	56	57	12	.66878	14	10	10		
DIV. I NON-CONF.		12- 1	.92308	12	0- 0	62	48	15	.66366	15	10	10		
<hr/>														
TOTALS	RPI 1-25	RPI 26-50		W-L RECORDS		RPI 51-100		RPI 101-150		RPI 150+				
22- 1	1- 1	2- 0		OVERALL		6- 0		7- 0		6- 0				
10- 1	0- 1	1- 0		HOME		3- 0		4- 0		2- 0				
9- 0	0- 0	1- 0		AWAY		3- 0		3- 0		2- 0				
3- 0	1- 0	0- 0		NEUTRAL		0- 0		0- 0		2- 0				
<hr/>														
12- 1	1- 1	2- 0		NON-CONFERENCE		3- 0		2- 0		4- 0				
5- 1	0- 1	1- 0		HOME		2- 0		1- 0		1- 0				
4- 0	0- 0	1- 0		AWAY		1- 0		1- 0		1- 0				
3- 0	1- 0	0- 0		NEUTRAL		0- 0		0- 0		2- 0				
<hr/>														
10- 0	0- 0	0- 0		CONFERENCE		3- 0		5- 0		2- 0				
5- 0	0- 0	0- 0		HOME		1- 0		3- 0		1- 0				
5- 0	0- 0	0- 0		AWAY		2- 0		2- 0		1- 0				
0- 0	0- 0	0- 0		NEUTRAL		0- 0		0- 0		0- 0				
<hr/>														
RPI S	Opponent	Score	RPI S	Opponent	Score	RPI S	Opponent	Score	RPI S	Opponent	Score			
5 H	Wisconsin	0 3	27 H	Marquette	3 0	56 A	Wyoming	3 0	114 H	UC Santa Barbara	3 0			
23 N	BYU	3 1	31 A	Arizona St.	3 2	63 H	UNLV	3 1	117 A	Boise St.	3 0			
						81 H	VCU	3 0	117 H	Boise St.	3 0			
						86 H	Denver	3 0	121 A	Utah St.	3 1			
						98 A	Northern Colo.	3 0	121 H	Utah St.	3 0			
						99 A	New Mexico	3 0	134 A	New Mexico St.	3 0			
									135 H	San Diego St.	3 0			
									165 N	Pepperdine	3 0			
									183 H	Florida A&M	3 0			
									199 A	UTEP	3 0			
									211 H	Fresno St.	3 0			
									212 A	Air Force	3 0			
									327 N	N.C. Central	3 0			
<hr/>														
LAST 10 GAMES														
121 H Utah St.						3	0	56 A Wyoming					3	0
117 H Boise St.						3	0	135 H San Diego St.					3	0
212 A Air Force						3	0	63 H UNLV					3	1
99 A New Mexico						3	0	117 A Boise St.					3	0
211 H Fresno St.						3	0	121 A Utah St.					3	1

Non-Div. I Games:

Colorado St.



Average RPI Win: 91		WON-LOST	WINNING	LAST 10	STRENGTH OF		OPP. STRENGTH	TEAM	ADJ	CONF.	ADJ CONF.
Average RPI Loss: 17		RECORD	PCT. RANK	GAMES	SCHEDULE		OF SCHEDULE	RPI	RPI	RPI	RPI
DIV. I ONLY		15- 6	.71429	58	6- 4		8	8	15	.66548	15
DIV. I NON-CONF.		9- 2	.81818	36	0- 0		33	42	19	.65363	19
TOTALS		RPI 1-25	RPI 26-50		W-L RECORDS		RPI 51-100		RPI 101-150		RPI 150+
15- 6		3- 4	2- 2		OVERALL		5- 0		2- 0		3- 0
4- 2		2- 1	1- 1		HOME		1- 0		0- 0		0- 0
4- 3		0- 2	1- 1		AWAY		2- 0		0- 0		1- 0
7- 1		1- 1	0- 0		NEUTRAL		2- 0		2- 0		2- 0
9- 2		1- 1	1- 1		NON-CONFERENCE		2- 0		2- 0		3- 0
0- 0		0- 0	0- 0		HOME		0- 0		0- 0		0- 0
2- 1		0- 0	1- 1		AWAY		0- 0		0- 0		1- 0
7- 1		1- 1	0- 0		NEUTRAL		2- 0		2- 0		2- 0
6- 4		2- 3	1- 1		CONFERENCE		3- 0		0- 0		0- 0
4- 2		2- 1	1- 1		HOME		1- 0		0- 0		0- 0
2- 2		0- 2	0- 0		AWAY		2- 0		0- 0		0- 0
0- 0		0- 0	0- 0		NEUTRAL		0- 0		0- 0		0- 0
RPI S	Opponent	Score		RPI S	Opponent	Score		RPI S	Opponent	Score	
1 A	Stanford	1	3	30 A	Hawaii	3	0	55 H	Utah	3	2
3 A	Washington	2	3	33 H	Colorado	1	3	60 N	LIU Brooklyn	3	0
7 H	Oregon	3	1	35 H	Oregon St.	3	2	68 A	Washington St.	3	1
9 N	Illinois	3	0	37 A	Loyola Marymount	0	3	95 A	California	3	1
11 N	Penn St.	0	3					97 N	Yale	3	0
13 H	Southern California	3	0								
17 H	Arizona	0	3								
				LAST 10 GAMES							
				95 A	California	3	1	55 H	Utah	3	2
				1 A	Stanford	1	3	68 A	Washington St.	3	1
				35 H	Oregon St.	3	2	3 A	Washington	2	3
				7 H	Oregon	3	1	17 H	Arizona	0	3
				33 H	Colorado	1	3	13 H	Southern California	3	0

Non-Div. I Games:

UCLA



Average RPI Win:	114	WON-LOST RECORD	WINNING PCT. RANK	LAST 10 GAMES	STRENGTH OF SCHEDULE	OPP. STRENGTH OF SCHEDULE	TEAM RPI	ADJ RPI	CONF. RPI	ADJ CONF. RPI		
DIV. I ONLY		19- 3	.86364	12	8- 2	52	32	17	.65999	16	2	2
DIV. I NON-CONF.		13- 1	.92857	11	2- 0	120	46	26	.63293	25	3	3
<hr/>												
TOTALS	RPI 1-25	RPI 26-50		W-L RECORDS		RPI 51-100		RPI 101-150		RPI 150+		
19- 3	2- 2	3- 0		OVERALL		5- 1		4- 0		5- 0		
7- 2	1- 1	2- 0		HOME		2- 1		0- 0		2- 0		
7- 0	1- 0	1- 0		AWAY		2- 0		2- 0		1- 0		
5- 1	0- 1	0- 0		NEUTRAL		1- 0		2- 0		2- 0		
13- 1	0- 1	2- 0		NON-CONFERENCE		3- 0		3- 0		5- 0		
5- 0	0- 0	1- 0		HOME		2- 0		0- 0		2- 0		
3- 0	0- 0	1- 0		AWAY		0- 0		1- 0		1- 0		
5- 1	0- 1	0- 0		NEUTRAL		1- 0		2- 0		2- 0		
6- 2	2- 1	1- 0		CONFERENCE		2- 1		1- 0		0- 0		
2- 2	1- 1	1- 0		HOME		0- 1		0- 0		0- 0		
4- 0	1- 0	0- 0		AWAY		2- 0		1- 0		0- 0		
0- 0	0- 0	0- 0		NEUTRAL		0- 0		0- 0		0- 0		
RPI S	Opponent	Score		RPI S	Opponent	Score		RPI S	Opponent	Score		
4 H	Texas	0	3	26 H	UCF	3	0	58 H	Baylor	2	3	
17 N	Arizona	0	3	28 H	Iowa St.	3	1	65 H	Arkansas	3	0	
21 H	Oklahoma	3	0	46 A	Michigan	3	1	71 A	West Virginia	3	2	
22 A	Kansas	3	2					73 H	Missouri St.	3	2	
								79 A	Texas Tech	3	0	
								84 N	South Dakota	3	0	
</												

Non-Div. I Games:

Kansas St.



**Non-Div. I Games:**

Arizona



Average RPI Win:		88	WON-LOST RECORD		WINNING PCT. RANK		LAST 10 GAMES		STRENGTH OF SCHEDULE		OPP. STRENGTH OF SCHEDULE		TEAM RPI	ADJ RPI		CONF. RPI	ADJ CONF. RPI
DIV. I ONLY			14- 6		.7 65		7- 3		13		10		18	.65673 18		5	5
DIV. I NON-CONF.			8- 3		.72727 65		1- 0		18		7		18	.6587 17		5	5
TOTALS		RPI 1-25		RPI 26-50		W-L RECORDS		RPI 51-100		RPI 101-150		RPI 150+					
14- 6		3- 4		2- 0		OVERALL		4- 2		2- 0		3- 0					
7- 4		1- 2		1- 0		HOME		1- 2		2- 0		2- 0					
4- 2		1- 2		1- 0		AWAY		1- 0		0- 0		1- 0					
3- 0		1- 0		0- 0		NEUTRAL		2- 0		0- 0		0- 0					
8- 3		2- 2		1- 0		NON-CONFERENCE		2- 1		1- 0		2- 0					
3- 3		0- 2		0- 0		HOME		0- 1		1- 0		2- 0					
2- 0		1- 0		1- 0		AWAY		0- 0		0- 0		0- 0					
3- 0		1- 0		0- 0		NEUTRAL		2- 0		0- 0		0- 0					
6- 3		1- 2		1- 0		CONFERENCE		2- 1		1- 0		1- 0					
4- 1		1- 0		1- 0		HOME		1- 1		1- 0		0- 0					
2- 2		0- 2		0- 0		AWAY		1- 0		0- 0		1- 0					
0- 0		0- 0		0- 0		NEUTRAL		0- 0		0- 0		0- 0					
RPI	S	Opponent		Score		RPI	S	Opponent		Score		RPI	S	Opponent		Score	
2	H	Florida St.		0	3	29	H	Alabama		3	2	65	H	Arkansas		1	3
2	H	Florida St.		1	3	44	A	Ohio		3	0	67	A	South Carolina		3	2
8	A	Florida		0	3							81	N	VCU		3	2
10	A	Kentucky		0	3							82	H	Auburn		3	0
10	H	Kentucky		3	1							89	H	UTSA		2	3
13	A	Southern California		3	2							96	N	Virginia Tech		3	0
24	N	San Diego		3	1												
LAST 10 GAMES																	
		10 H Kentucky		3	1			29 H Alabama		3	2			10 A Kentucky		0	3
		124 H Georgia		3	2			10 A Tennessee		3	0			82 H Auburn		3	0
		67 A South Carolina		3	2			208 A Tennessee		3	0			169 H A&M-Corpus Christi		3	1
		65 H Arkansas		1	3			82 H Auburn		3	0						
		8 A Florida		0	3			169 H A&M-Corpus Christi		3	1						

Non-Div. I Games:

Texas A&amp;M



Average RPI Win:		111	WON-LOST RECORD		WINNING PCT. RANK		LAST 10 GAMES		STRENGTH OF SCHEDULE		OPP. STRENGTH OF SCHEDULE		TEAM RPI	ADJ RPI		CONF. RPI	ADJ CONF. RPI
DIV. I ONLY			16- 4		.8 28		9- 1		48		20		20	.65004 19		4	4
DIV. I NON-CONF.			8- 3		.72727 65		1- 0		46		15		29	.6302 28		4	4
TOTALS		RPI 1-25		RPI 26-50		W-L RECORDS		RPI 51-100		RPI 101-150		RPI 150+					
16- 4		1- 2		2- 2		OVERALL		5- 0		2- 0		6- 0					
10- 1		1- 1		1- 0		HOME		4- 0		1- 0		3- 0					
5- 3		0- 1		1- 2		AWAY		1- 0		1- 0		2- 0					
1- 0		0- 0		0- 0		NEUTRAL		0- 0		0- 0		1- 0					
8- 3		1- 1		1- 2		NON-CONFERENCE		2- 0		0- 0		4- 0					
6- 0		1- 0		0- 0		HOME		2- 0		0- 0		3- 0					
1- 3		0- 1		1- 2		AWAY		0- 0		0- 0		0- 0					
1- 0		0- 0		0- 0		NEUTRAL		0- 0		0- 0		1- 0					
8- 1		0- 1		1- 0		CONFERENCE		3- 0		2- 0		2- 0					
4- 1		0- 1		1- 0		HOME		2- 0		1- 0		0- 0					
4- 0		0- 0		0- 0		AWAY		1- 0		1- 0		2- 0					
0- 0		0- 0		0- 0		NEUTRAL		0- 0		0- 0		0- 0					
RPI	S	Opponent		Score		RPI	S	Opponent		Score		RPI	S	Opponent		Score	
1	A	Stanford		1	3	39	H	Miami (FL)		3	0	57	A	Virginia		3	1
6	H	North Carolina		0	3	41	A	Michigan St.		3	2	57	H	Virginia		3	0
21	H	Oklahoma		3	0	46	A	Michigan		2	3	71	H	West Virginia		3	0
						49	A	Santa Clara		0	3	77	H	Clemson		3	1
												87	H	Furman		3	1
														Penn		3	1
														Campbell		3	1
														North Florida		3	0
														High Point		3	1
LAST 10 GAMES																	
						77	H	Clemson		3	0	156	A	Notre Dame		3	1
						6	H	North Carolina		0	3	57	A	Virginia		3	0
						57	H	Virginia		3	0	39	H	Miami (FL)		3	0
						152	A	Wake Forest		3	0	103	H	Georgia Tech		3	1
						123	A	Boston College		3	0	21	H	Oklahoma		3	0

Non-Div. I Games:

Duke



Average RPI Win:	96	WON-LOST RECORD	WINNING PCT. RANK	LAST 10 GAMES	STRENGTH OF SCHEDULE	OPP. STRENGTH OF SCHEDULE	TEAM RPI	ADJ RPI	CONF. RPI	ADJ CONF. RPI		
Average RPI Loss:	31	16- 6	.72727	54	7- 3	19	24	21	.64859	20	3	3
DIV. I ONLY		9- 3	.75	55	0- 0	43	52	30	.62254	32	2	2
DIV. I NON-CONF.												
<hr/>												
TOTALS	RPI 1-25	RPI 26-50		W-L RECORDS		RPI 51-100		RPI 101-150		RPI 150+		
16- 6	2- 2	2- 4		OVERALL		5- 0		4- 0		3- 0		
7- 0	1- 0	2- 0		HOME		3- 0		1- 0		0- 0		
5- 4	1- 2	0- 2		AWAY		2- 0		2- 0		0- 0		
4- 2	0- 0	0- 2		NEUTRAL		0- 0		1- 0		3- 0		
9- 3	0- 1	0- 2		NON-CONFERENCE		3- 0		3- 0		3- 0		
3- 0	0- 0	0- 0		HOME		2- 0		1- 0		0- 0		
2- 1	0- 1	0- 0		AWAY		1- 0		1- 0		0- 0		
4- 2	0- 0	0- 2		NEUTRAL		0- 0		1- 0		3- 0		
7- 3	2- 1	2- 2		CONFERENCE		2- 0		1- 0		0- 0		
4- 0	1- 0	2- 0		HOME		1- 0		0- 0		0- 0		
3- 3	1- 1	0- 2		AWAY		1- 0		1- 0		0- 0		
0- 0	0- 0	0- 0		NEUTRAL		0- 0		0- 0		0- 0		
RPI S	Opponent	Score	RPI S	Opponent	Score	RPI S	Opponent	Score	RPI S	Opponent	Score	
5 A	Wisconsin	0 3	34 A	Purdue	2 3	52 A	Xavier	3 2	104 A	Iowa	3 0	
7 A	Oregon	0 3	41 H	Michigan St.	3 2	53 H	Northwestern	3 1	108 N	Central Ark.	3 1	
9 H	Illinois	3 2	44 N	Ohio	1 3	70 H	FGCU	3 1	136 H	Southern Ill.	3 1	
12 A	Nebraska	3 2	45 N	Illinois St.	2 3	82 H	Auburn	3 0	144 A	Miami (OH)	3 1	
			46 H	Michigan	3 0	87 A	Indiana	3 0	160 N	IUPUI	3 0	
			48 A	Minnesota	2 3				196 N	Syracuse	3 2	
									241 N	UAB	3 0	



Average RPI Win: 117		WON-LOST RECORD	WINNING PCT. RANK	LAST 10 GAMES	STRENGTH OF SCHEDULE	OPP. STRENGTH OF SCHEDULE	TEAM RPI	ADJ RPI	CONF. RPI	ADJ CONF. RPI	
Average RPI Loss: 21											
DIV. I ONLY		15- 6	.71429 58	6- 4	17	29	22	.64503 21	2	2	
DIV. I NON-CONF.		9- 4	.69231 85	0- 2	61	34	44	.605 43	3	3	
<hr/>											
TOTALS		RPI 1-25	RPI 26-50		W-L RECORDS		RPI 51-100		RPI 101-150		RPI 150+
15- 6		2- 4	2- 2		OVERALL		3- 0		3- 0		5- 0
8- 0		1- 0	2- 0		HOME		2- 0		1- 0		2- 0
3- 6		1- 4	0- 2		AWAY		1- 0		0- 0		1- 0
4- 0		0- 0	0- 0		NEUTRAL		0- 0		2- 0		2- 0
9- 4		0- 3	2- 1		NON-CONFERENCE		0- 0		2- 0		5- 0
4- 0		0- 0	2- 0		HOME		0- 0		0- 0		2- 0
1- 4		0- 3	0- 1		AWAY		0- 0		0- 0		1- 0
4- 0		0- 0	0- 0		NEUTRAL		0- 0		2- 0		2- 0
6- 2		2- 1	0- 1		CONFERENCE		3- 0		1- 0		0- 0
4- 0		1- 0	0- 0		HOME		2- 0		1- 0		0- 0
2- 2		1- 1	0- 1		AWAY		1- 0		0- 0		0- 0
0- 0		0- 0	0- 0		NEUTRAL		0- 0		0- 0		0- 0
RPI S	Opponent	Score		RPI S	Opponent	Score		RPI S	Opponent	Score	
4 A	Texas	3	0	28 A	Iowa St.	1	3	58 H	Baylor	3	1
6 A	North Carolina	1	3	32 H	CSUN	3	2	71 A	West Virginia	3	1
8 A	Florida	2	3	42 H	UALR	3	1	79 H	Texas Tech	3	1
16 A	Kansas St.	0	3	47 A	SMU	2	3				
19 A	Duke	0	3								
22 H	Kansas	3	2								
									</		

Non-Div. I Games:

Oklahoma



Average RPI Win: 123		WON-LOST	WINNING	LAST 10	STRENGTH OF	OPP. STRENGTH	TEAM	ADJ	CONF.	ADJ CONF.		
Average RPI Loss: 21		RECORD	PCT. RANK	GAMES	SCHEDULE	OF SCHEDULE	RPI	RPI	RPI	RPI		
DIV. I ONLY		16- 6	.72727	54	6- 4	11	50	19	.64404	22	2	2
DIV. I NON-CONF.		12- 2	.85714	26	2- 0	25	111	17	.65612	18	3	3
-----												
TOTALS		RPI 1-25	RPI 26-50		W-L RECORDS		RPI 51-100		RPI 101-150		RPI 150+	
16- 6		0- 4	1- 2		OVERALL		8- 0		3- 0		4- 0	
8- 3		0- 2	1- 1		HOME		3- 0		2- 0		2- 0	
4- 2		0- 1	0- 1		AWAY		3- 0		1- 0		0- 0	
4- 1		0- 1	0- 0		NEUTRAL		2- 0		0- 0		2- 0	
12- 2		0- 1	1- 1		NON-CONFERENCE		5- 0		2- 0		4- 0	
6- 1		0- 0	1- 1		HOME		2- 0		1- 0		2- 0	
2- 0		0- 0	0- 0		AWAY		1- 0		1- 0		0- 0	
4- 1		0- 1	0- 0		NEUTRAL		2- 0		0- 0		2- 0	
4- 4		0- 3	0- 1		CONFERENCE		3- 0		1- 0		0- 0	
2- 2		0- 2	0- 0		HOME		1- 0		1- 0		0- 0	
2- 2		0- 1	0- 1		AWAY		2- 0		0- 0		0- 0	
0- 0		0- 0	0- 0		NEUTRAL		0- 0		0- 0		0- 0	
RPI S	Opponent	Score	RPI S	Opponent	Score	RPI S	Opponent	Score	RPI S	Opponent	Score	
4 H	Texas	1 <div>3</div>	28 A	Iowa St.	2 <div>3</div>	58 A	Baylor	3 1	127 H	TCU	3 0	
11 N	Penn St.	0 <div>3</div>	40 H	Creighton	3 1	65 H	Arkansas	3 1	146 H	North Texas	3 0	
16 H	Kansas St.	2 <div>3</div>	43 H	Lipscomb	2 <div>3</div>	71 A	West Virginia	3 1	150 A	Villanova	3 0	
21 A	Oklahoma	2 <div>3</div>				74 N	American	3 1	179 H	Cleveland St.	3 1	
						78 H	UMKC	3 1	209 H	Utah Valley	3 0	
						79 H	Texas Tech	3 0	210 N	Sam Houston St.	3 0	
						86 A	Denver	3 1	296 N	Bradley	3 0	
						97 N	Yale	3 0				
-----												
LAST 10 GAMES												
79 H Texas Tech						3 0	4 H Texas	1 <div>3</div>				
28 A Iowa St.						2 <div>3</div>	16 H Kansas St.	2 <div>3</div>				
127 H TCU						3 0	21 A Oklahoma	2 <div>3</div>				
71 A West Virginia						3 1	65 H Arkansas	3 1				
58 A Baylor						3 1	179 H Cleveland St.	3 1				

Non-Div. I Games:

Kansas



Average RPI Win: 140		WON-LOST RECORD	WINNING PCT. RANK		LAST 10 GAMES	STRENGTH OF SCHEDULE	OPP. STRENGTH OF SCHEDULE	TEAM RPI	ADJ RPI	CONF. RPI	ADJ CONF. RPI						
Average RPI Loss: 14																	
DIV. I ONLY		18- 3	.85714	14	9- 1	70	42	23	.6346	23	6	6					
DIV. I NON-CONF.		9- 2	.81818	36	0- 0	81	56	32	.62062	34	6	6					
<hr/>																	
TOTALS		RPI 1-25		RPI 26-50		W-L RECORDS		RPI 51-100		RPI 101-150		RPI 150+					
18- 3		0- 3		2- 0		OVERALL		4- 0		3- 0		9- 0					
9- 1		0- 1		2- 0		HOME		2- 0		1- 0		4- 0					
7- 1		0- 1		0- 0		AWAY		2- 0		2- 0		3- 0					
2- 1		0- 1		0- 0		NEUTRAL		0- 0		0- 0		2- 0					
9- 2		0- 2		0- 0		NON-CONFERENCE		2- 0		2- 0		5- 0					
3- 1		0- 1		0- 0		HOME		1- 0		0- 0		2- 0					
4- 0		0- 0		0- 0		AWAY		1- 0		2- 0		1- 0					
2- 1		0- 1		0- 0		NEUTRAL		0- 0		0- 0		2- 0					
9- 1		0- 1		2- 0		CONFERENCE		2- 0		1- 0		4- 0					
6- 0		0- 0		2- 0		HOME		1- 0		1- 0		2- 0					
3- 1		0- 1		0- 0		AWAY		1- 0		0- 0		2- 0					
0- 0		0- 0		0- 0		NEUTRAL		0- 0		0- 0		0- 0					
RPI	S	Opponent		Score		RPI	S	Opponent		Score		RPI	S	Opponent		Score	
3	H	Washington		2	3	37	H	Loyola Marymount		3	0	51	A	Pacific		3	1
14	N	Colorado St.		1	3	49	H	Santa Clara		3	0	55	H	Utah		3	0
24	A	San Diego		2	3							59	H	Gonzaga		3	0
												71	A	West Virginia		3	0
														111 H San Francisco		3	1
														128 A Idaho St.		3	0
														134 A New Mexico St.		3	0
														160 N IUPUI		3	0
														164 A St. Mary's (CA)		3	1
														165 A Pepperdine		3	0
														165 H Pepperdine		3	1
														199 A UTEP		3	0
														209 H Utah Valley		3	0
														243 H Portland		3	0
														246 H UMBC		3	0
														274 N Toledo		3	0
						LAST 10 GAMES											
						165	H	Pepperdine		3	1	49	H	Santa Clara		3	0
						37	H	Loyola Marymount		3	0	111	H	San Francisco		3	1
						24	A	San Diego		2	3	165	A	Pepperdine		3	0
						164	A	St. Mary's (CA)		3	1	243	H	Portland		3	0
						51	A	Pacific		3	1	59	H	Gonzaga		3	0

Non-Div. I Games:

BYU



Average RPI Win:		119	WON-LOST RECORD		WINNING PCT. RANK		LAST 10 GAMES		STRENGTH OF SCHEDULE		OPP. STRENGTH OF SCHEDULE		TEAM RPI		ADJ RPI		CONF. RPI		ADJ CONF. RPI	
DIV. I ONLY			15- 7		.68182 73		8- 2		22		35		29		.63383 24		6		6	
DIV. I NON-CONF.			7- 5		.58333 131		0- 0		24		14		42		.60987 40		6		6	
TOTALS		RPI 1-25		RPI 26-50		W-L RECORDS		RPI 51-100		RPI 101-150		RPI 150+								
15- 7		2- 3		1- 4		OVERALL		3- 0		3- 0		6- 0								
10- 3		1- 1		1- 2		HOME		2- 0		2- 0		4- 0								
3- 2		0- 0		0- 2		AWAY		1- 0		1- 0		1- 0								
2- 2		1- 2		0- 0		NEUTRAL		0- 0		0- 0		1- 0								
7- 5		1- 3		0- 2		NON-CONFERENCE		1- 0		2- 0		3- 0								
4- 2		0- 1		0- 1		HOME		1- 0		1- 0		2- 0								
1- 1		0- 0		0- 1		AWAY		0- 0		1- 0		0- 0								
2- 2		1- 2		0- 0		NEUTRAL		0- 0		0- 0		1- 0								
8- 2		1- 0		1- 2		CONFERENCE		2- 0		1- 0		3- 0								
6- 1		1- 0		1- 1		HOME		1- 0		1- 0		2- 0								
2- 1		0- 0		0- 1		AWAY		1- 0		0- 0		1- 0								
0- 0		0- 0		0- 0		NEUTRAL		0- 0		0- 0		0- 0								
RPI	S	Opponent		Score		RPI	S	Opponent		Score		RPI	S	Opponent		Score				
1	H	Stanford		1	3	32	H	CSUN		1	3	51	A	Pacific		3	2			
8	N	Florida		0	3	34	A	Purdue		0	3	53	H	Northwestern		3	0			
18	N	Texas A&M		1	3	37	A	Loyola Marymount		0	3	59	H	Gonzaga		3	2			
23	H	BYU		3	2	37	H	Loyola Marymount		3	0									
25	N	LSU		3	1	49	H	Santa Clara		1	3									
						LAST 10 GAMES														
						37 H Loyola Marymount 3 0						111 H San Francisco 3 1								
						165 H Pepperdine 3 0						49 H Santa Clara 1 3								
						23 H BYU 3 2						37 A Loyola Marymount 0 3								
						51 A Pacific 3 2						59 H Gonzaga 3 2								
						164 A St. Mary's (CA) 3 1						243 H Portland 3 0								

Non-Div. I Games:

San Diego



Average RPI Win:		109	WON-LOST RECORD		WINNING PCT. RANK		LAST 10 GAMES		STRENGTH OF SCHEDULE		OPP. STRENGTH OF SCHEDULE		TEAM RPI		ADJ RPI		CONF. RPI		ADJ CONF. RPI				
Average RPI Loss:		31																					
DIV. I ONLY			12- 7		.63158 104		7- 3		9		31		24		.63307 25		5		5				
DIV. I NON-CONF.			5- 4		.55556 144		0- 0		10		20		33		.62272 31		5		5				
TOTALS		RPI 1-25		RPI 26-50		W-L RECORDS		RPI 51-100		RPI 101-150		RPI 150+											
12- 7		1- 4		0- 2		OVERALL		5- 0		3- 1		3- 0											
3- 2		0- 2		0- 0		HOME		1- 0		1- 0		1- 0											
5- 3		1- 1		0- 2		AWAY		2- 0		1- 0		1- 0											
4- 2		0- 1		0- 0		NEUTRAL		2- 0		1- 1		1- 0											
5- 4		0- 2		0- 1		NON-CONFERENCE		3- 0		1- 1		1- 0											
0- 0		0- 0		0- 0		HOME		0- 0		0- 0		0- 0											
1- 2		0- 1		0- 1		AWAY		1- 0		0- 0		0- 0											
4- 2		0- 1		0- 0		NEUTRAL		2- 0		1- 1		1- 0											
7- 3		1- 2		0- 1		CONFERENCE		2- 0		2- 0		2- 0											
3- 2		0- 2		0- 0		HOME		1- 0		1- 0		1- 0											
4- 1		1- 0		0- 1		AWAY		1- 0		1- 0		1- 0											
0- 0		0- 0		0- 0		NEUTRAL		0- 0		0- 0		0- 0											
RPI	S	Opponent		Score		RPI	S	Opponent		Score		RPI	S	Opponent		Score							
2	A	Florida St.		1	3	29	A	Alabama		1	3	58	N	Baylor		3	2	108	N	Central Ark.	2	3	
8	H	Florida		1	3	34	A	Purdue		0	3	58	N	Baylor		3	1	110	A	Missouri	3	0	
10	A	Kentucky		3	2							62	A	Ole Miss		3	0	118	N	Samford	3	1	
10	H	Kentucky		1	3							65	H	Arkansas		3	2	124	H	Georgia	3	1	
24	N	San Diego		1	3							89	A	UTSA		3	1	157	N	South Fla.	3	1	
																		208	A	Tennessee	3	0	
																		247	H	Mississippi St.	3	0	
						LAST 10 GAMES																	
						124 H Georgia						3	1	247 H Mississippi St.						3	0		
						62 A Ole Miss						3	0	65 H Arkansas						3	2		
						10 A Kentucky						3	2	8 H Florida						1	3		
						110 A Missouri						3	0	29 A Alabama						1	3		
						208 A Tennessee						3	0	10 H Kentucky						1	3		

Non-Div. I Games:

LSU



Average RPI Win: 146		WON-LOST RECORD		WINNING PCT. RANK		LAST 10 GAMES		STRENGTH OF SCHEDULE		OPP. STRENGTH OF SCHEDULE		TEAM RPI		ADJ RPI		CONF. RPI		ADJ CONF. RPI	
DIV. I ONLY		17- 5		.77273 37		10- 0		46		47		25		.63113 26		7		7	
DIV. I NON-CONF.		7- 5		.58333 131		0- 0		38		31		53		.59089 54		8		8	
TOTALS		RPI 1-25		RPI 26-50		W-L RECORDS		RPI 51-100		RPI 101-150		RPI 150+							
17- 5		0- 4		1- 1		OVERALL		4- 0		2- 0		10- 0							
8- 1		0- 0		0- 1		HOME		1- 0		1- 0		6- 0							
6- 3		0- 3		1- 0		AWAY		2- 0		1- 0		2- 0							
3- 1		0- 1		0- 0		NEUTRAL		1- 0		0- 0		2- 0							
7- 5		0- 4		0- 1		NON-CONFERENCE		1- 0		0- 0		6- 0							
4- 1		0- 0		0- 1		HOME		0- 0		0- 0		4- 0							
0- 3		0- 3		0- 0		AWAY		0- 0		0- 0		0- 0							
3- 1		0- 1		0- 0		NEUTRAL		1- 0		0- 0		2- 0							
10- 0		0- 0		1- 0		CONFERENCE		3- 0		2- 0		4- 0							
4- 0		0- 0		0- 0		HOME		1- 0		1- 0		2- 0							
6- 0		0- 0		1- 0		AWAY		2- 0		1- 0		2- 0							
0- 0		0- 0		0- 0		NEUTRAL		0- 0		0- 0		0- 0							
RPI S	Opponent		Score		RPI S	Opponent		Score		RPI S	Opponent		Score		RPI S	Opponent		Score	
4 A	Texas		0	3	27 H	Marquette		2	3	64 A	Tulsa		3	1	115 A	Cincinnati		3	0
8 A	Florida		1	3	47 A	SMU		3	2	65 N	Arkansas		3	0	148 H	Houston		3	0
16 A	Kansas St.		0	3						72 A	Memphis		3	2	157 A	South Fla.		3	1
17 N	Arizona		1	3						90 H	Temple		3	0	167 H	Eastern Ky.		3	0
															173 H	UConn		3	0
															183 N	Florida A&M		3	0
															184 A	East Carolina		3	0
															186 H	Tulane		3	0
															189 H	Northeastern		3	0
															200 H	Western Caro.		3	0
															214 N	Middle Tenn.		3	1
															236 H	FIU		3	0
					LAST 10 GAMES														
					186 H	Tulane		3	0	157 A	South Fla.		3	1					
					148 H	Houston		3	0	173 H	UConn		3	0					
					115 A	Cincinnati		3	0	90 H	Temple		3	0					
					72 A	Memphis		3	2	64 A	Tulsa		3	1					
					184 A	East Carolina		3	0	47 A	SMU		3	2					

Non-Div. I Games:

UCF



Average RPI Win: 134		WON-LOST RECORD		WINNING PCT. RANK		LAST 10 GAMES		STRENGTH OF SCHEDULE		OPP. STRENGTH OF SCHEDULE		TEAM RPI		ADJ RPI		CONF. RPI		ADJ CONF. RPI	
DIV. I ONLY		17- 6		.73913 51		7- 3		34		61		27		.63073 27		9		9	
DIV. I NON-CONF.		9- 3		.75 55		0- 0		4		39		11		.679 11		9		9	
TOTALS		RPI 1-25		RPI 26-50		W-L RECORDS		RPI 51-100		RPI 101-150		RPI 150+							
17- 6		1- 2		1- 2		OVERALL		5- 2		4- 0		6- 0							
6- 2		0- 0		0- 1		HOME		2- 1		2- 0		2- 0							
8- 3		1- 1		1- 1		AWAY		2- 1		1- 0		3- 0							
3- 1		0- 1		0- 0		NEUTRAL		1- 0		1- 0		1- 0							
9- 3		1- 2		1- 0		NON-CONFERENCE		3- 1		2- 0		2- 0							
3- 1		0- 0		0- 0		HOME		1- 1		1- 0		1- 0							
3- 1		1- 1		1- 0		AWAY		1- 0		0- 0		0- 0							
3- 1		0- 1		0- 0		NEUTRAL		1- 0		1- 0		1- 0							
8- 3		0- 0		0- 2		CONFERENCE		2- 1		2- 0		4- 0							
3- 1		0- 0		0- 1		HOME		1- 0		1- 0		1- 0							
5- 2		0- 0		0- 1		AWAY		1- 1		1- 0		3- 0							
0- 0		0- 0		0- 0		NEUTRAL		0- 0		0- 0		0- 0							
RPI S	Opponent	Score		RPI S	Opponent	Score		RPI S	Opponent	Score		RPI S	Opponent	Score					
2 N	Florida St.	2	3	26 A	UCF	3	2	52 A	Xavier	3	1	114 N	UC Santa Barbara	3	0				
8 A	Florida	3	2	40 A	Creighton	1	3	66 A	Butler	2	3	129 H	James Madison	3	0				
14 A	Colorado St.	0	3	40 H	Creighton	1	3	69 H	Seton Hall	3	1	140 A	St. John's (NY)	3	0				
								74 A	American	3	0	150 H	Villanova	3	0				
								80 H	Rice	1	3	174 A	Georgetown	3	0				
								81 N	VCU	3	0	174 H	Georgetown	3	0				
								89 H	UTSA	3	1	180 N	Jacksonville	3	0				
												218 H	Green Bay	3	1				
												294 A	DePaul	3	0				
												305 A	Providence	3	0				
				LAST 10 GAMES															
				174 A	Georgetown	3	0	294 A	DePaul	3	0								
				40 A	Creighton	1	3	52 A	Xavier	3	1								
				69 H	Seton Hall	3	1	40 H	Creighton	1	3								
				150 H	Villanova	3	0	174 H	Georgetown	3	0								
				66 A	Butler	2	3	140 A	St. John's (NY)	3	0								

Non-Div. I Games:

Marquette



**Non-Div. I Games:**

Loss, Non-Conf, S Site, H Home, A Away, N Neutral Page 28



Average RPI Win:	141	WON-LOST RECORD	WINNING PCT. RANK	LAST 10 GAMES	STRENGTH OF SCHEDULE	OPP. STRENGTH OF SCHEDULE	TEAM RPI	ADJ RPI	CONF. RPI	ADJ CONF. RPI		
DIV. I ONLY		18- 5	.78261	32	7- 3	44	88	26	.62893	29	5	5
DIV. I NON-CONF.		12- 2	.85714	26	1- 0	57	181	24	.63155	27	5	5
<hr/>												
TOTALS	RPI 1-25	RPI 26-50		W-L RECORDS		RPI 51-100		RPI 101-150		RPI 150+		
18- 5	1- 2	0- 0		OVERALL		6- 3		4- 0		7- 0		
7- 1	1- 0	0- 0		HOME		3- 1		1- 0		2- 0		
5- 3	0- 2	0- 0		AWAY		1- 1		2- 0		2- 0		
6- 1	0- 0	0- 0		NEUTRAL		2- 1		1- 0		3- 0		
12- 2	0- 0	0- 0		NON-CONFERENCE		3- 2		3- 0		6- 0		
4- 0	0- 0	0- 0		HOME		1- 0		1- 0		2- 0		
2- 1	0- 0	0- 0		AWAY		0- 1		1- 0		1- 0		
6- 1	0- 0	0- 0		NEUTRAL		2- 1		1- 0		3- 0		
6- 3	1- 2	0- 0		CONFERENCE		3- 1		1- 0		1- 0		
3- 1	1- 0	0- 0		HOME		2- 1		0- 0		0- 0		
3- 2	0- 2	0- 0		AWAY		1- 0		1- 0		1- 0		
0- 0	0- 0	0- 0		NEUTRAL		0- 0		0- 0		0- 0		
RPI S	Opponent	Score		RPI S	Opponent	Score		RPI S	Opponent	Score		
10 A	Kentucky	1	3			57 A	Virginia	1	3	102 N	Towson	3 0
18 A	Texas A&M	2	3			60 N	LIU Brooklyn	2	3	119 A	Saint Louis	3 0
25 H	LSU	3	1			62 H	Ole Miss	2	3	124 A	Georgia	3 1
						65 H	Arkansas	3	1	135 H	San Diego St.	3 1
						67 H	South Carolina	3	1	163 N	Southern Miss.	3 0
						72 N	Memphis	3	2	208 A	Tennessee	3 1
						77 H	Clemson	3	1	223 N	Southeast Mo. St.	3 1
						82 A	Auburn	3	0	229 N	Navy	3 1
						85 N	UNI	3	1	236 H	FIU	3 0
										241 H	UAB	3 0
										279 A	Alabama St.	3 0
				LAST 10 GAMES								
				65 H	Arkansas	3	1	208 A	Tennessee	3	1	
				82 A	Auburn	3	0	10 A	Kentucky	1	3	
				62 H	Ole Miss	2	3	25 H	LSU	3	1	
				67 H	South Carolina	3	1	124 A	Georgia	3	1	
				18 A	Texas A&M	2	3	77 H	Clemson	3	1	

Non-Div. I Games:

Alabama



Average RPI Win: 137		WON-LOST RECORD		WINNING PCT. RANK		LAST 10 GAMES		STRENGTH OF SCHEDULE		OPP. STRENGTH OF SCHEDULE		TEAM RPI		ADJ RPI		CONF. RPI		ADJ CONF. RPI	
Average RPI Loss: 24																			
DIV. I ONLY		14- 5		.73684 53		8- 2		36		60		30		.62507 30		8		8	
DIV. I NON-CONF.		8- 3		.72727 65		2- 0		8		50		14		.66026 16		7		7	
TOTALS		RPI 1-25		RPI 26-50		W-L RECORDS		RPI 51-100		RPI 101-150		RPI 150+							
14- 5		0- 2		1- 3		OVERALL		1- 0		9- 0		3- 0							
12- 3		0- 2		1- 1		HOME		1- 0		8- 0		2- 0							
2- 2		0- 0		0- 2		AWAY		0- 0		1- 0		1- 0							
0- 0		0- 0		0- 0		NEUTRAL		0- 0		0- 0		0- 0							
8- 3		0- 2		1- 1		NON-CONFERENCE		1- 0		6- 0		0- 0							
8- 3		0- 2		1- 1		HOME		1- 0		6- 0		0- 0							
0- 0		0- 0		0- 0		AWAY		0- 0		0- 0		0- 0							
0- 0		0- 0		0- 0		NEUTRAL		0- 0		0- 0		0- 0							
6- 2		0- 0		0- 2		CONFERENCE		0- 0		3- 0		3- 0							
4- 0		0- 0		0- 0		HOME		0- 0		2- 0		2- 0							
2- 2		0- 0		0- 2		AWAY		0- 0		1- 0		1- 0							
0- 0		0- 0		0- 0		NEUTRAL		0- 0		0- 0		0- 0							
RPI S	Opponent	Score		RPI S	Opponent	Score		RPI S	Opponent	Score		RPI S	Opponent	Score					
7 H	Oregon	2	3	31 H	Arizona St.	0	3	99 H	New Mexico	3	1	106 H	UC Irvine	3	0				
15 H	UCLA	0	3	32 A	CSUN	0	3					111 H	San Francisco	3	1				
				36 A	Long Beach St.	2	3					114 H	UC Santa Barbara	3	1				
				44 H	Ohio	3	0					116 H	Northern Ariz.	3	0				
												116 H	Northern Ariz.	3	0				
												121 H	Utah St.	3	0				
												135 H	San Diego St.	3	1				
												140 H	St. John's (NY)	3	1				
												147 A	UC Davis	3	0				
												191 H	Cal Poly	3	0				
												193 H	Cal St. Fullerton	3	0				
												283 A	UC Riverside	3	0				
				LAST 10 GAMES															
				114 H	UC Santa Barbara	3	1	193 H	Cal St. Fullerton	3	0								
				191 H	Cal Poly	3	0	283 A	UC Riverside	3	0								
				36 A	Long Beach St.	2	3	147 A	UC Davis	3	0								
				32 A	CSUN	0	3	116 H	Northern Ariz.	3	0								
				106 H	UC Irvine	3	0	116 H	Northern Ariz.	3	0								

Non-Div. I Games:

Hawaii



Average RPI Win:	119	WON-LOST RECORD	WINNING PCT. RANK	LAST 10 GAMES	STRENGTH OF SCHEDULE	OPP. STRENGTH OF SCHEDULE	TEAM RPI	ADJ RPI	CONF. RPI	ADJ CONF. RPI	
DIV. I ONLY		15- 7	.68182 73	5- 5	42	22	33	.62462 31	1	1	
DIV. I NON-CONF.		10- 2	.83333 32	0- 0	121	75	47	.60328 45	1	1	
<hr/>											
TOTALS	RPI 1-25	RPI 26-50		W-L RECORDS	RPI 51-100		RPI 101-150		RPI 150+		
15- 7	2- 4	3- 1		OVERALL	3- 2		3- 0		4- 0		
7- 3	0- 3	0- 0		HOME	2- 0		2- 0		3- 0		
5- 3	2- 1	2- 1		AWAY	0- 1		0- 0		1- 0		
3- 1	0- 0	1- 0		NEUTRAL	1- 1		1- 0		0- 0		
<hr/>											
10- 2	0- 1	2- 0		NON-CONFERENCE	1- 1		3- 0		4- 0		
5- 1	0- 1	0- 0		HOME	0- 0		2- 0		3- 0		
2- 0	0- 0	1- 0		AWAY	0- 0		0- 0		1- 0		
3- 1	0- 0	1- 0		NEUTRAL	1- 1		1- 0		0- 0		
<hr/>											
5- 5	2- 3	1- 1		CONFERENCE	2- 1		0- 0		0- 0		
2- 2	0- 2	0- 0		HOME	2- 0		0- 0		0- 0		
3- 3	2- 1	1- 1		AWAY	0- 1		0- 0		0- 0		
0- 0	0- 0	0- 0		NEUTRAL	0- 0		0- 0		0- 0		
<hr/>											
RPI S	Opponent	Score	RPI S	Opponent	Score	RPI S	Opponent	Score	RPI S	Opponent	Score
1 H	Stanford	1 3	30 A	Hawaii	3 0	54 N	Louisville	0 3	104 H	Iowa	3 0
3 H	Washington	0 3	33 A	Colorado	3 2	55 A	Utah	1 3	128 H	Idaho St.	3 1
7 A	Oregon	3 2	35 A	Oregon St.	0 3	68 H	Washington St.	3 2	135 N	San Diego St.	3 0
13 A	Southern California	3 1	44 N	Ohio	3 2	95 H	California	3 1	165 H	Pepperdine	3 0
14 H	Colorado St.	2 3				100 N	Northern Ill.	3 2	241 H	UAB	3 0
17 A	Arizona	2 3							302 A	Morehead St.	3 0
									327 H	N.C. Central	3 0
<hr/>											
LAST 10 GAMES											
35 A Oregon St.					0 3	95 H California					3 1
7 A Oregon					3 2	55 A Utah					1 3
68 H Washington St.					3 2	33 A Colorado					3 2
3 H Washington					0 3	13 A Southern California					3 1
1 H Stanford					1 3	17 A Arizona					2 3

**Non-Div. I Games:**

Arizona St.



CSUN

Average RPI Win: 132

Average RPI Loss: 56

WON-LOST RECORD

WINNING PCT. RANK

LAST 10 GAMES

STRENGTH OF SCHEDULE

OPP. STRENGTH OF SCHEDULE

TEAM RPI

ADJ RPI

CONF. RPI

ADJ CONF. RPI

DIV. I ONLY

DIV. I NON-CONF.

14- 6

9- 3

.7

.75

65

55

6- 4

1- 1

35

11

49

40

31

13

.62451

.67168

32

13

8

7

8

7

TOTALS

RPI 1-25

RPI 26-50

W-L RECORDS

RPI 51-100

RPI 101-150

RPI 150+

14- 6

1- 3

3- 1

OVERALL

2- 0

1- 2

7- 0

2- 1

0- 0

1- 0

HOME

0- 0

0- 1

1- 0

6- 4

1- 2

0- 1

AWAY

2- 0

1- 1

2- 0

6- 1

0- 1

2- 0

NEUTRAL

0- 0

0- 0

4- 0

9- 3

1- 3

2- 0

NON-CONFERENCE

2- 0

0- 0

4- 0

0- 0

0- 0

0- 0

HOME

0- 0

0- 0

0- 0

3- 2

1- 2

0- 0

AWAY

2- 0

0- 0

0- 0

6- 1

0- 1

2- 0

NEUTRAL

0- 0

0- 0

4- 0

5- 3

0- 0

1- 1

CONFERENCE

0- 0

1- 2

3- 0

2- 1

0- 0

1- 0

HOME

0- 0

0- 1

1- 0

3- 2

0- 0

0- 1

AWAY

0- 0

1- 1

2- 0

0- 0

0- 0

0- 0

NEUTRAL

0- 0

0- 0

0- 0

RPI S Opponent Score

RPI S Opponent Score

RPI S Opponent Score

RPI S Opponent Score

1 N Stanford 0 3

17 A Arizona 0 3

21 A Oklahoma 2 3

24 A San Diego 3 1

30 H Hawaii 3 0

36 A Long Beach St. 1 3

38 N Western Ky. 3 0

42 N UALR 3 0

63 A UNLV 3 2

63 A UNLV 3 1

106 A UC Irvine 3 2

114 A UC Santa Barbara 0 3

147 H UC Davis 2 3

168 N Loyola Chicago 3 1

185 N Portland St. 3 0

188 N Eastern Wash. 3 0

191 A Cal Poly 3 1

193 A Cal St. Fullerton 3 0

279 N Alabama St. 3 0

283 H UC Riverside 3 1

LAST 10 GAMES

283 H UC Riverside 3 1

147 H UC Davis 2 3

114 A UC Santa Barbara 0 3

191 A Cal Poly 3 1

30 H Hawaii 3 0

36 A Long Beach St. 1 3

106 A UC Irvine 3 2

193 A Cal St. Fullerton 3 0

1 N Stanford 0 3

24 A San Diego 3 1

Non-Div. I Games:

CSUN



Average RPI Win:	110	WON-LOST	WINNING	LAST 10	STRENGTH OF	OPP. STRENGTH	TEAM	ADJ	CONF.	ADJ CONF.		
Average RPI Loss:	27	RECORD	PCT. RANK	GAMES	SCHEDULE	OF SCHEDULE	RPI	RPI	RPI	RPI		
DIV. I ONLY		13- 9	.59091	127	5- 5	15	23	32	.62249	33	1	1
DIV. I NON-CONF.		8- 4	.66667	91	0- 0	49	77	49	.5972	49	1	1
<hr/>												
TOTALS	RPI 1-25	RPI 26-50		W-L RECORDS		RPI 51-100		RPI 101-150		RPI 150+		
13- 9	2- 5	1- 2		OVERALL		5- 2		1- 0		4- 0		
9- 2	1- 1	1- 1		HOME		3- 0		1- 0		3- 0		
3- 4	1- 3	0- 1		AWAY		2- 0		0- 0		0- 0		
1- 3	0- 1	0- 0		NEUTRAL		0- 2		0- 0		1- 0		
<hr/>												
8- 4	0- 1	1- 1		NON-CONFERENCE		2- 2		1- 0		4- 0		
6- 0	0- 0	1- 0		HOME		1- 0		1- 0		3- 0		
1- 1	0- 0	0- 1		AWAY		1- 0		0- 0		0- 0		
1- 3	0- 1	0- 0		NEUTRAL		0- 2		0- 0		1- 0		
<hr/>												
5- 5	2- 4	0- 1		CONFERENCE		3- 0		0- 0		0- 0		
3- 2	1- 1	0- 1		HOME		2- 0		0- 0		0- 0		
2- 3	1- 3	0- 0		AWAY		1- 0		0- 0		0- 0		
0- 0	0- 0	0- 0		NEUTRAL		0- 0		0- 0		0- 0		
<hr/>												
RPI S	Opponent	Score	RPI S	Opponent	Score	RPI S	Opponent	Score	RPI S	Opponent	Score	
1 H	Stanford	2 3	31 H	Arizona St.	2 3	53 N	Northwestern	2 3	128 H	Idaho St.	3 1	
3 A	Washington	0 3	40 A	Creighton	0 3	55 H	Utah	3 2	185 H	Portland St.	3 0	
7 A	Oregon	1 3	50 H	Pittsburgh	3 1	66 H	Butler	3 1	198 H	Ga. Southern	3 0	
9 N	Illinois	1 3				68 A	Washington St.	3 0	204 N	Presbyterian	3 0	
13 A	Southern California	0 3				84 N	South Dakota	1 3	245 H	Robert Morris	3 0	
15 A	UCLA	3 1				95 H	California	3 1				
17 H	Arizona	3 0				100 A	Northern Ill.	3 2				
<hr/>												
LAST 10 GAMES												
3 A Washington 0 3						13 A Southern California 0 3						
68 A Washington St. 3 0						17 H Arizona 3 0						
95 H California 3 1						31 H Arizona St. 2 3						
1 H Stanford 2 3						7 A Oregon 1 3						
15 A UCLA 3 1						55 H Utah 3 2						

Non-Div. I Games:

Colorado



Average RPI Win:	141	WON-LOST RECORD	WINNING PCT. RANK	LAST 10 GAMES	STRENGTH OF SCHEDULE	OPP. STRENGTH OF SCHEDULE	TEAM RPI	ADJ RPI	CONF. RPI	ADJ CONF. RPI	
DIV. I ONLY		18- 4	.81818 19	8- 2	105	36	36	.62067 34	3	3	
DIV. I NON-CONF.		10- 2	.83333 32	0- 0	231	85	79	.57372 73	2	2	
<hr/>											
TOTALS	RPI 1-25	RPI 26-50		W-L RECORDS	RPI 51-100		RPI 101-150		RPI 150+		
18- 4	3- 2	2- 1		OVERALL	3- 0		1- 1		9- 0		
9- 2	3- 1	2- 0		HOME	1- 0		0- 1		3- 0		
5- 2	0- 1	0- 1		AWAY	2- 0		1- 0		2- 0		
4- 0	0- 0	0- 0		NEUTRAL	0- 0		0- 0		4- 0		
10- 2	2- 0	0- 1		NON-CONFERENCE	0- 0		0- 1		8- 0		
5- 1	2- 0	0- 0		HOME	0- 0		0- 1		3- 0		
1- 1	0- 0	0- 1		AWAY	0- 0		0- 0		1- 0		
4- 0	0- 0	0- 0		NEUTRAL	0- 0		0- 0		4- 0		
8- 2	1- 2	2- 0		CONFERENCE	3- 0		1- 0		1- 0		
4- 1	1- 1	2- 0		HOME	1- 0		0- 0		0- 0		
4- 1	0- 1	0- 0		AWAY	2- 0		1- 0		1- 0		
0- 0	0- 0	0- 0		NEUTRAL	0- 0		0- 0		0- 0		
RPI S	Opponent	Score	RPI S	Opponent	Score	RPI S	Opponent	Score	RPI S	Opponent	Score
9 A	Illinois	1 3	38 A	Western Ky.	2 3	53 A	Northwestern	3 2	119 H	Saint Louis	2 3
11 H	Penn St.	2 3	41 H	Michigan St.	3 1	87 A	Indiana	3 1	130 A	Maryland	3 1
20 H	Ohio St.	3 2	46 H	Michigan	3 2	87 H	Indiana	3 0	156 H	Notre Dame	3 0
24 H	San Diego	3 0							157 H	South Fla.	3 0
25 H	LSU	3 0							159 N	Western Mich.	3 1
									170 A	Rutgers	3 0
									239 A	Kennesaw St.	3 0
									266 N	Austin Peay	3 0
									277 N	Elon	3 0
									292 N	UNC Asheville	3 0
									302 H	Morehead St.	3 0
<hr/>											
LAST 10 GAMES											
9 A	Illinois	1 3	87 H	Indiana	3 0						
53 A	Northwestern	3 2	130 A	Maryland	3 1						
20 H	Ohio St.	3 2	170 A	Rutgers	3 0						
11 H	Penn St.	2 3	41 H	Michigan St.	3 1						
87 A	Indiana	3 1	46 H	Michigan	3 2						

Non-Div. I Games:

Purdue



Average RPI Win: 122		WON-LOST	WINNING	LAST 10	STRENGTH OF		OPP. STRENGTH	TEAM	ADJ	CONF.	ADJ CONF.
Average RPI Loss: 14		RECORD	PCT. RANK	GAMES	SCHEDULE		OF SCHEDULE	RPI	RPI	RPI	RPI
DIV. I ONLY		14- 7	.66667	82	4- 6		39	16	33	.61902	35
DIV. I NON-CONF.		10- 1	.90909	18	0- 0		132	65	36	.62053	35
TOTALS		RPI 1-25	RPI 26-50		W-L RECORDS		RPI 51-100		RPI 101-150		RPI 150+
14- 7		0- 6	3- 1		OVERALL		4- 0		2- 0		5- 0
4- 3		0- 2	2- 1		HOME		2- 0		0- 0		0- 0
4- 4		0- 4	0- 0		AWAY		1- 0		1- 0		2- 0
6- 0		0- 0	1- 0		NEUTRAL		1- 0		1- 0		3- 0
10- 1		0- 0	2- 1		NON-CONFERENCE		1- 0		2- 0		5- 0
1- 1		0- 0	1- 1		HOME		0- 0		0- 0		0- 0
3- 0		0- 0	0- 0		AWAY		0- 0		1- 0		2- 0
6- 0		0- 0	1- 0		NEUTRAL		1- 0		1- 0		3- 0
4- 6		0- 6	1- 0		CONFERENCE		3- 0		0- 0		0- 0
3- 2		0- 2	1- 0		HOME		2- 0		0- 0		0- 0
1- 4		0- 4	0- 0		AWAY		1- 0		0- 0		0- 0
0- 0		0- 0	0- 0		NEUTRAL		0- 0		0- 0		0- 0
RPI S	Opponent	Score	RPI S	Opponent	Score	RPI S	Opponent	Score	RPI S	Opponent	Score
1 A	Stanford	0 <span>3</span>	31 H	Arizona St.	3 0	51 N	Pacific	3 0	121 A	Utah St.	3 2
3 H	Washington	1 <span>3</span>	36 N	Long Beach St.	3 2	55 H	Utah	3 2	128 N	Idaho St.	3 0
7 A	Oregon	0 <span>3</span>	41 H	Michigan St.	1 <span>3</span>	68 H	Washington St.	3 1	154 A	Seattle	3 0
13 A	Southern California	1 <span>3</span>	46 H	Michigan	3 2	95 A	California	3 0	164 N	St. Mary's (CA)	3 0
15 A	UCLA	2 <span>3</span>							211 N	Fresno St.	3 0
17 H	Arizona	1 <span>3</span>							242 A	Bakersfield	3 1
									307 N	Lafayette	3 0
LAST 10 GAMES											
31 H	Arizona St.	3 0	3 H	Washington	1 <span>3</span>						
17 H	Arizona	1 <span>3</span>	1 A	Stanford	0 <span>3</span>						
13 A	Southern California	1 <span>3</span>	95 A	California	3 0						
15 A	UCLA	2 <span>3</span>	55 H	Utah	3 2						
68 H	Washington St.	3 1	7 A	Oregon	0 <span>3</span>						

Non-Div. I Games:

Oregon St.



Average RPI Win:	155	WON-LOST	WINNING	LAST 10	STRENGTH OF	OPP. STRENGTH	TEAM	ADJ	CONF.	ADJ CONF.		
Average RPI Loss:	22	RECORD	PCT. RANK	GAMES	SCHEDULE	OF SCHEDULE	RPI	RPI	RPI	RPI		
DIV. I ONLY		18- 4	.81818	19		91	56	35	.61433	36	8	8
DIV. I NON-CONF.		10- 4	.71429	74		82	53	50	.59458	51	7	7
<hr/>												
TOTALS	RPI 1-25	RPI 26-50		W-L RECORDS		RPI 51-100		RPI 101-150		RPI 150+		
18- 4	0- 2	2- 2		OVERALL		1- 0		6- 0		9- 0		
11- 1	0- 0	2- 1		HOME		1- 0		3- 0		5- 0		
5- 1	0- 1	0- 0		AWAY		0- 0		2- 0		3- 0		
2- 2	0- 1	0- 1		NEUTRAL		0- 0		1- 0		1- 0		
<hr/>												
10- 4	0- 2	0- 2		NON-CONFERENCE		1- 0		3- 0		6- 0		
7- 1	0- 0	0- 1		HOME		1- 0		2- 0		4- 0		
1- 1	0- 1	0- 0		AWAY		0- 0		0- 0		1- 0		
2- 2	0- 1	0- 1		NEUTRAL		0- 0		1- 0		1- 0		
<hr/>												
8- 0	0- 0	2- 0		CONFERENCE		0- 0		3- 0		3- 0		
4- 0	0- 0	2- 0		HOME		0- 0		1- 0		1- 0		
4- 0	0- 0	0- 0		AWAY		0- 0		2- 0		2- 0		
0- 0	0- 0	0- 0		NEUTRAL		0- 0		0- 0		0- 0		
<hr/>												
RPI S	Opponent	Score	RPI S	Opponent	Score	RPI S	Opponent	Score	RPI S	Opponent	Score	
6 N	North Carolina	0 3	30 H	Hawaii	3 2	98 H	Northern Colo.	3 0	106 A	UC Irvine	3 1	
9 A	Illinois	0 3	32 H	CSUN	3 1				111 H	San Francisco	3 1	
			35 N	Oregon St.	2 3				114 A	UC Santa Barbara	3 0	
			37 H	Loyola Marymount	1 3				136 N	Southern Ill.	3 1	
									147 H	UC Davis	3 1	
									149 H	Idaho	3 1	
									164 H	St. Mary's (CA)	3 0	
									169 H	A&M-Corpus Christi	3 0	
									191 A	Cal Poly	3 1	
									193 A	Cal St. Fullerton	3 0	
									197 H	Campbell	3 0	
									211 N	Fresno St.	3 0	
									215 H	Army	3 0	
									242 A	Bakersfield	3 1	
									283 H	UC Riverside	3 0	
<hr/>												
			LAST 10 GAMES									
			147 H	UC Davis	3 1	32 H	CSUN	3 1				
			283 H	UC Riverside	3 0	193 A	Cal St. Fullerton	3 0				
			191 A	Cal Poly	3 1	106 A	UC Irvine	3 1				
			114 A	UC Santa Barbara	3 0	35 N	Oregon St.	2 3				
			30 H	Hawaii	3 2	242 A	Bakersfield	3 1				

Non-Div. I Games:

Long Beach St.



Average RPI Win:	141	WON-LOST	WINNING	LAST 10		STRENGTH OF	OPP. STRENGTH	TEAM	ADJ	CONF.	ADJ CONF.
Average RPI Loss:	41	RECORD	PCT. RANK	GAMES		SCHEDULE	OF SCHEDULE	RPI	RPI	RPI	RPI

[illegible]

**Non-Div. I Games:**

Loyola Marymount



Average RPI Win:	169	WON-LOST RECORD	WINNING PCT. RANK	LAST 10 GAMES	STRENGTH OF SCHEDULE	OPP. STRENGTH OF SCHEDULE	TEAM RPI	ADJ RPI	CONF. RPI	ADJ CONF. RPI		
DIV. I ONLY		22- 5	.81481	24	9- 1	80	128	37	.61025	38	15	15
DIV. I NON-CONF.		12- 4	.75	55	0- 0	67	97	41	.60905	41	14	13
-----												
TOTALS	RPI 1-25	RPI 26-50		W-L RECORDS		RPI 51-100		RPI 101-150		RPI 150+		
22- 5	0- 0	2- 2		OVERALL		4- 3		3- 0		13- 0		
11- 0	0- 0	1- 0		HOME		1- 0		2- 0		7- 0		
6- 3	0- 0	1- 1		AWAY		1- 2		1- 0		3- 0		
5- 2	0- 0	0- 1		NEUTRAL		2- 1		0- 0		3- 0		
12- 4	0- 0	2- 2		NON-CONFERENCE		3- 2		0- 0		7- 0		
5- 0	0- 0	1- 0		HOME		0- 0		0- 0		4- 0		
2- 2	0- 0	1- 1		AWAY		1- 1		0- 0		0- 0		
5- 2	0- 0	0- 1		NEUTRAL		2- 1		0- 0		3- 0		
10- 1	0- 0	0- 0		CONFERENCE		1- 1		3- 0		6- 0		
6- 0	0- 0	0- 0		HOME		1- 0		2- 0		3- 0		
4- 1	0- 0	0- 0		AWAY		0- 1		1- 0		3- 0		
0- 0	0- 0	0- 0		NEUTRAL		0- 0		0- 0		0- 0		
RPI	S	Opponent	Score	RPI	S	Opponent	Score	RPI	S	Opponent	Score	
32	N	CSUN	0 3	60	N	LIU Brooklyn	1 3	120	A	Fla. Atlantic	3 0	
34	H	Purdue	3 2	63	A	UNLV	0 3	120	H	Fla. Atlantic	3 1	
41	A	Michigan St.	0 3	73	A	Missouri St.	3 0	146	H	North Texas	3 1	
43	A	Lipscomb	3 0	80	H	Rice	3 2	159	H	Western Mich.	3 0	
				89	A	UTSA	1 3	172	H	Belmont	3 0	
				94	N	Milwaukee	3 1	177	H	Marshall	3 0	
				94	N	Milwaukee	3 0	181	N	Oral Roberts	3 1	
								199	A	UTEP	3 0	
								213	H	Charlotte	3 0	
								236	A	FIU	3 0	
								236	H	FIU	3 0	
								254	N	Incarnate Word	3 0	
								257	A	Louisiana Tech	3 0	
								266	H	Austin Peay	3 1	
								283	N	UC Riverside	3 0	
								287	H	Tennessee Tech	3 0	
LAST 10 GAMES				LAST 10 GAMES				LAST 10 GAMES				
120	H	Fla. Atlantic	3 1	177	H	Marshall	3 0	120	A	Fla. Atlantic	3 0	
236	H	FIU	3 0	213	H	Charlotte	3 0	236	A	FIU	3 0	
199	A	UTEP	3 0	120	A	Fla. Atlantic	3 0	80	H	Rice	3 2	
89	A	UTSA	1 3	236	A	FIU	3 0					
146	H	North Texas	3 1	80	H	Rice	3 2					

Non-Div. I Games:

Western Ky.



Average RPI Win:	139	WON-LOST	WINNING	LAST 10	STRENGTH OF	OPP. STRENGTH	TEAM	ADJ	CONF.	ADJ CONF.	
Average RPI Loss:	45	RECORD	PCT. RANK	GAMES	SCHEDULE	OF SCHEDULE	RPI	RPI	RPI	RPI	
DIV. I ONLY		14- 6	.7 65	8- 2	51	43	38	.6072	39	4 4	
DIV. I NON-CONF.		7- 4	.63636 110	1- 0	28	100	48	.599	46	4 4	
<hr/>											
TOTALS		RPI 1-25	RPI 26-50		W-L RECORDS		RPI 51-100		RPI 101-150		RPI 150+
14- 6		0- 3	0- 1		OVERALL		4- 1		4- 1		6- 0
9- 1		0- 1	0- 0		HOME		4- 0		2- 0		3- 0
3- 3		0- 2	0- 0		AWAY		0- 0		1- 1		2- 0
2- 2		0- 0	0- 1		NEUTRAL		0- 1		1- 0		1- 0
<hr/>											
7- 4		0- 1	0- 1		NON-CONFERENCE		2- 1		2- 1		3- 0
5- 0		0- 0	0- 0		HOME		2- 0		1- 0		2- 0
0- 2		0- 1	0- 0		AWAY		0- 0		0- 1		0- 0
2- 2		0- 0	0- 1		NEUTRAL		0- 1		1- 0		1- 0
<hr/>											
7- 2		0- 2	0- 0		CONFERENCE		2- 0		2- 0		3- 0
4- 1		0- 1	0- 0		HOME		2- 0		1- 0		1- 0
3- 1		0- 1	0- 0		AWAY		0- 0		1- 0		2- 0
0- 0		0- 0	0- 0		NEUTRAL		0- 0		0- 0		0- 0
<hr/>											
RPI S	Opponent	Score		RPI S	Opponent	Score		RPI S	Opponent	Score	
2 H	Florida St.	2	3	42 N	UALR	1	3	69 H	Seton Hall	3	0
5 A	Wisconsin	0	3					70 H	FGCU	3	0
19 A	Duke	0	3					73 N	Missouri St.	0	3
								77 H	Clemson	3	1
								96 H	Virginia Tech	3	1
						</					

Non-Div. I Games:

Miami (FL)



Average RPI Win: 143		WON-LOST RECORD		WINNING PCT. RANK		LAST 10 GAMES		STRENGTH OF SCHEDULE		OPP. STRENGTH OF SCHEDULE		TEAM RPI		ADJ RPI		CONF. RPI		ADJ CONF. RPI	
DIV. I ONLY		17- 7		.70833 61		9- 1		72		34		46		.60582 40		9		9	
DIV. I NON-CONF.		7- 6		.53846 147		0- 0		50		6		66		.58568 59		9		9	
TOTALS		RPI 1-25		RPI 26-50		W-L RECORDS		RPI 51-100		RPI 101-150		RPI 150+							
17- 7		0- 5		4- 0		OVERALL		3- 2		3- 0		7- 0							
10- 2		0- 1		2- 0		HOME		2- 1		2- 0		4- 0							
4- 4		0- 3		1- 0		AWAY		0- 1		1- 0		2- 0							
3- 1		0- 1		1- 0		NEUTRAL		1- 0		0- 0		1- 0							
7- 6		0- 5		2- 0		NON-CONFERENCE		1- 1		1- 0		3- 0							
4- 2		0- 1		1- 0		HOME		0- 1		1- 0		2- 0							
0- 3		0- 3		0- 0		AWAY		0- 0		0- 0		0- 0							
3- 1		0- 1		1- 0		NEUTRAL		1- 0		0- 0		1- 0							
10- 1		0- 0		2- 0		CONFERENCE		2- 1		2- 0		4- 0							
6- 0		0- 0		1- 0		HOME		2- 0		1- 0		2- 0							
4- 1		0- 0		1- 0		AWAY		0- 1		1- 0		2- 0							
0- 0		0- 0		0- 0		NEUTRAL		0- 0		0- 0		0- 0							
RPI S	Opponent		Score		RPI S	Opponent		Score		RPI S	Opponent		Score		RPI S	Opponent		Score	
9 H	Illinois		1	3	27 A	Marquette		3	1	52 H	Xavier		3	0	101 H	Wichita St.		3	1
10 A	Kentucky		0	3	27 H	Marquette		3	1	66 H	Butler		3	1	140 H	St. John's (NY)		3	0
12 A	Nebraska		1	3	33 H	Colorado		3	0	69 A	Seton Hall		2	3	150 A	Villanova		3	1
13 N	Southern California		1	3	43 N	Lipscomb		3	1	84 H	South Dakota		2	3	165 H	Pepperdine		3	1
22 A	Kansas		1	3						85 N	UNI		3	2	174 A	Georgetown		3	0
															209 N	Utah Valley		3	0
															258 H	Bowling Green		3	0
															294 A	DePaul		3	1
															294 H	DePaul		3	0
															305 H	Providence		3	0
					LAST 10 GAMES														
					294 H	DePaul		3	0	69 A	Seton Hall		2	3					
					27 H	Marquette		3	1	27 A	Marquette		3	1					
					305 H	Providence		3	0	294 A	DePaul		3	1					
					140 H	St. John's (NY)		3	0	52 H	Xavier		3	0					
					150 A	Villanova		3	1	66 H	Butler		3	1					

Non-Div. I Games:

Creighton



Average RPI Win: 130		WON-LOST	WINNING	LAST 10	STRENGTH OF		OPP. STRENGTH	TEAM	ADJ	CONF.	ADJ CONF.
Average RPI Loss: 24		RECORD	PCT. RANK	GAMES	SCHEDULE		OF SCHEDULE	RPI	RPI	RPI	RPI
DIV. I ONLY		12- 9	.57143	139	23		25	44	.60566	41	3
DIV. I NON-CONF.		7- 4	.63636	110	15		51	28	.63209	26	2
TOTALS		RPI 1-25	RPI 26-50		W-L RECORDS		RPI 51-100		RPI 101-150		RPI 150+
12- 9		0- 6	3- 2		OVERALL		2- 1		3- 0		4- 0
4- 4		0- 3	2- 0		HOME		1- 1		1- 0		0- 0
6- 5		0- 3	1- 2		AWAY		1- 0		2- 0		2- 0
2- 0		0- 0	0- 0		NEUTRAL		0- 0		0- 0		2- 0
7- 4		0- 3	2- 0		NON-CONFERENCE		1- 1		1- 0		3- 0
2- 3		0- 2	1- 0		HOME		1- 1		0- 0		0- 0
3- 1		0- 1	1- 0		AWAY		0- 0		1- 0		1- 0
2- 0		0- 0	0- 0		NEUTRAL		0- 0		0- 0		2- 0
5- 5		0- 3	1- 2		CONFERENCE		1- 0		2- 0		1- 0
2- 1		0- 1	1- 0		HOME		0- 0		1- 0		0- 0
3- 4		0- 2	0- 2		AWAY		1- 0		1- 0		1- 0
0- 0		0- 0	0- 0		NEUTRAL		0- 0		0- 0		0- 0
RPI S	Opponent	Score	RPI S	Opponent	Score	RPI S	Opponent	Score	RPI S	Opponent	Score
6 H	North Carolina	0 3	34 A	Purdue	1 3	60 H	LIU Brooklyn	2 3	104 H	Iowa	3 0
7 A	Oregon	1 3	35 A	Oregon St.	3 1	87 A	Indiana	3 1	118 A	Samford	3 1
11 A	Penn St.	0 3	38 H	Western Ky.	3 0	94 H	Milwaukee	3 0	130 A	Maryland	3 0
12 H	Nebraska	1 3	46 A	Michigan	1 3				170 A	Rutgers	3 0
19 H	Duke	2 3	46 H	Michigan	3 1				237 N	Jacksonville St.	3 0
20 A	Ohio St.	2 3							241 A	UAB	3 0
									261 N	Southeastern La.	3 0
LAST 10 GAMES											
11 A	Penn St.	0 3	12 H	Nebraska	1 3						
20 A	Ohio St.	2 3	46 H	Michigan	3 1						
170 A	Rutgers	3 0	46 A	Michigan	1 3						
130 A	Maryland	3 0	34 A	Purdue	1 3						
104 H	Iowa	3 0	87 A	Indiana	3 1						

Non-Div. I Games:

Michigan St.



Average RPI Win: 178		WON-LOST RECORD		WINNING PCT. RANK		LAST 10 GAMES		STRENGTH OF SCHEDULE		OPP. STRENGTH OF SCHEDULE		TEAM RPI		ADJ RPI		CONF. RPI		ADJ CONF. RPI	
Average RPI Loss: 29																			
DIV. I ONLY		19- 4		.82609 17		10- 0		108		116		40		.60565 42		11		11	
DIV. I NON-CONF.		6- 4		.6 123		0- 0		162		86		125		.53448 116		12		12	
TOTALS		RPI 1-25		RPI 26-50		W-L RECORDS		RPI 51-100		RPI 101-150		RPI 150+							
19- 4		0- 2		1- 1		OVERALL		4- 1		4- 0		10- 0							
7- 0		0- 0		0- 0		HOME		3- 0		2- 0		2- 0							
7- 2		0- 1		0- 0		AWAY		1- 1		2- 0		4- 0							
5- 2		0- 1		1- 1		NEUTRAL		0- 0		0- 0		4- 0							
6- 4		0- 2		1- 1		NON-CONFERENCE		0- 1		1- 0		4- 0							
0- 0		0- 0		0- 0		HOME		0- 0		0- 0		0- 0							
1- 2		0- 1		0- 0		AWAY		0- 1		1- 0		0- 0							
5- 2		0- 1		1- 1		NEUTRAL		0- 0		0- 0		4- 0							
13- 0		0- 0		0- 0		CONFERENCE		4- 0		3- 0		6- 0							
7- 0		0- 0		0- 0		HOME		3- 0		2- 0		2- 0							
6- 0		0- 0		0- 0		AWAY		1- 0		1- 0		4- 0							
0- 0		0- 0		0- 0		NEUTRAL		0- 0		0- 0		0- 0							
RPI S	Opponent	Score		RPI S	Opponent	Score		RPI S	Opponent	Score		RPI S	Opponent	Score					
13 N	Southern California	1	3	32 N	CSUN	0	3	51 A	Pacific	0	3	127 A	TCU	3	0				
21 A	Oklahoma	1	3	39 N	Miami (FL)	3	1	61 A	Appalachian St.	3	1	131 A	La.-Lafayette	3	1				
								61 H	Appalachian St.	3	0	131 H	La.-Lafayette	3	0				
								75 H	Texas-Arlington	3	1	139 H	Texas St.	3	1				
								92 H	Arkansas St.	3	0	195 A	South Ala.	3	1				
												198 A	Ga. Southern	3	1				
												226 A	Troy	3	1				
												228 A	Georgia St.	3	0				
												228 H	Georgia St.	3	0				
												253 N	Rider	3	0				
												273 H	La.-Monroe	3	0				
												278 N	Lamar	3	0				
												318 N	Prairie View	3	0				
												331 N	Grambling	3	0				
		</																	



Average RPI Win:	154	WON-LOST RECORD	WINNING PCT. RANK	LAST 10 GAMES	STRENGTH OF SCHEDULE	OPP. STRENGTH OF SCHEDULE	TEAM RPI	ADJ RPI	CONF. RPI	ADJ CONF. RPI	
DIV. I ONLY		14- 7	.66667 82	8- 2	43	75	45	.60521 43	13	13	
DIV. I NON-CONF.		7- 6	.53846 147	1- 1	31	29	61	.58995 55	15	15	
<hr/>											
TOTALS	RPI 1-25	RPI 26-50		W-L RECORDS	RPI 51-100		RPI 101-150		RPI 150+		
14- 7	1- 1	1- 2		OVERALL	1- 2		3- 2		8- 0		
5- 3	0- 0	0- 1		HOME	0- 1		1- 1		4- 0		
6- 3	1- 1	0- 0		AWAY	1- 1		1- 1		3- 0		
3- 1	0- 0	1- 1		NEUTRAL	0- 0		1- 0		1- 0		
<hr/>											
7- 6	1- 1	1- 2		NON-CONFERENCE	0- 2		2- 1		3- 0		
2- 3	0- 0	0- 1		HOME	0- 1		0- 1		2- 0		
2- 2	1- 1	0- 0		AWAY	0- 1		1- 0		0- 0		
3- 1	0- 0	1- 1		NEUTRAL	0- 0		1- 0		1- 0		
<hr/>											
7- 1	0- 0	0- 0		CONFERENCE	1- 0		1- 1		5- 0		
3- 0	0- 0	0- 0		HOME	0- 0		1- 0		2- 0		
4- 1	0- 0	0- 0		AWAY	1- 0		0- 1		3- 0		
0- 0	0- 0	0- 0		NEUTRAL	0- 0		0- 0		0- 0		
<hr/>											
RPI S	Opponent	Score		RPI S	Opponent	Score		RPI S	Opponent	Score	
10 A	Kentucky	1	3	38 H	Western Ky.	0	3	52 A	Xavier	1	3
22 A	Kansas	3	2	40 N	Creighton	1	3	55 H	Utah	1	3
				45 N	Illinois St.	3	2	70 A	FGCU	3	1

Non-Div. I Games:

Lipscomb



[illegible]

**Non-Div. I Games:**

Ohio



Average RPI Win:		156	WON-LOST RECORD		WINNING PCT. RANK		LAST 10 GAMES		STRENGTH OF SCHEDULE		OPP. STRENGTH OF SCHEDULE		TEAM RPI		ADJ RPI		CONF. RPI		ADJ CONF. RPI				
Average RPI Loss:		54																					
DIV. I ONLY			17- 5		.77273 37		10- 0		86		67		42		.60337 45		12		12				
DIV. I NON-CONF.			6- 5		.54545 146		0- 0		29		25		55		.58893 56		11		11				
TOTALS		RPI 1-25		RPI 26-50		W-L RECORDS		RPI 51-100		RPI 101-150		RPI 150+											
17- 5		1- 1		0- 1		OVERALL		3- 2		5- 1		8- 0											
5- 0		0- 0		0- 0		HOME		1- 0		1- 0		3- 0											
8- 2		0- 1		0- 0		AWAY		2- 0		2- 1		4- 0											
4- 3		1- 0		0- 1		NEUTRAL		0- 2		2- 0		1- 0											
6- 5		1- 1		0- 1		NON-CONFERENCE		1- 2		2- 1		2- 0											
1- 0		0- 0		0- 0		HOME		0- 0		0- 0		1- 0											
1- 2		0- 1		0- 0		AWAY		1- 0		0- 1		0- 0											
4- 3		1- 0		0- 1		NEUTRAL		0- 2		2- 0		1- 0											
11- 0		0- 0		0- 0		CONFERENCE		2- 0		3- 0		6- 0											
4- 0		0- 0		0- 0		HOME		1- 0		1- 0		2- 0											
7- 0		0- 0		0- 0		AWAY		1- 0		2- 0		4- 0											
0- 0		0- 0		0- 0		NEUTRAL		0- 0		0- 0		0- 0											
RPI S	Opponent		Score		RPI S	Opponent		Score		RPI S	Opponent		Score		RPI S	Opponent		Score					
7 A	Oregon		2	3	43 N	Lipscomb		2	3	52 N	Xavier		1	3	101 A	Wichita St.		3	0				
20 N	Ohio St.		3	2						58 N	Baylor		2	3	108 N	Central Ark.		3	1				
										73 A	Missouri St.		3	0	110 A	Missouri		1	3				
										85 H	UNI		3	1	136 A	Southern Ill.		3	0				
										91 A	George Washington		3	1	136 H	Southern Ill.		3	1				
															143 N	Oakland		3	1				
															166 A	Indiana St.		3	0				
															168 A	Loyola Chicago		3	0				
															194 H	Ill.-Chicago		3	0				
															205 H	Drake		3	2				
															206 N	Columbia		3	0				
															259 A	Evansville		3	0				
															259 H	Evansville		3	0				
															296 A	Bradley		3	0				
					LAST 10 GAMES																		
					136 A Southern Ill.					3	0	296 A Bradley					3	0					
					259 A Evansville					3	0	166 A Indiana St.					3	0					
					205 H Drake					3	2	259 H Evansville					3	0					
					85 H UNI					3	1	136 H Southern Ill.					3	1					
					168 A Loyola Chicago					3	0	73 A Missouri St.					3	0					

Non-Div. I Games:

Illinois St.



Average RPI Win:	114	WON-LOST RECORD	WINNING PCT. RANK	LAST 10 GAMES	STRENGTH OF SCHEDULE	OPP. STRENGTH OF SCHEDULE	TEAM RPI	ADJ RPI	CONF. RPI	ADJ CONF. RPI	
DIV. I ONLY		10- 10	.5 165	5- 5	16	21	49	.60228 46	3	3	
DIV. I NON-CONF.		5- 5	.5 162	0- 0	7	27	39	.61524 38	2	2	
<hr/>											
TOTALS	RPI 1-25	RPI 26-50		W-L RECORDS	RPI 51-100		RPI 101-150		RPI 150+		
10- 10	2- 5	1- 3		OVERALL	0- 2		5- 0		2- 0		
6- 2	2- 2	1- 0		HOME	0- 0		3- 0		0- 0		
2- 8	0- 3	0- 3		AWAY	0- 2		1- 0		1- 0		
2- 0	0- 0	0- 0		NEUTRAL	0- 0		1- 0		1- 0		
5- 5	1- 3	0- 1		NON-CONFERENCE	0- 1		3- 0		1- 0		
3- 2	1- 2	0- 0		HOME	0- 0		2- 0		0- 0		
0- 3	0- 1	0- 1		AWAY	0- 1		0- 0		0- 0		
2- 0	0- 0	0- 0		NEUTRAL	0- 0		1- 0		1- 0		
5- 5	1- 2	1- 2		CONFERENCE	0- 1		2- 0		1- 0		
3- 0	1- 0	1- 0		HOME	0- 0		1- 0		0- 0		
2- 5	0- 2	0- 2		AWAY	0- 1		1- 0		1- 0		
0- 0	0- 0	0- 0		NEUTRAL	0- 0		0- 0		0- 0		
RPI S	Opponent	Score	RPI S	Opponent	Score	RPI S	Opponent	Score	RPI S	Opponent	Score
6 H	North Carolina	0 3	34 A	Purdue	2 3	65 A	Arkansas	2 3	104 H	Iowa	3 0
7 A	Oregon	0 3	35 A	Oregon St.	2 3	87 A	Indiana	2 3	126 H	Eastern Mich.	3 0
11 A	Penn St.	0 3	41 A	Michigan St.	1 3				130 A	Maryland	3 0
12 H	Nebraska	3 0	41 H	Michigan St.	3 1				141 H	Youngstown St.	3 0
16 H	Kansas St.	1 3							142 N	Stephen F. Austin	3 1
19 H	Duke	3 2							170 A	Rutgers	3 0
20 A	Ohio St.	0 3							252 N	Tennessee St.	3 0
<hr/>											
LAST 10 GAMES											
20 A Ohio St.			0 3	104 H Iowa			3 0				
11 A Penn St.			0 3	41 A Michigan St.			1 3				
130 A Maryland			3 0	41 H Michigan St.			3 1				
170 A Rutgers			3 0	87 A Indiana			2 3				
12 H Nebraska			3 0	34 A Purdue			2 3				

Non-Div. I Games:

Michigan



SMU

Average RPI Win:152

Average RPI Loss:73

WON-LOST RECORD

WINNING PCT. RANK

LAST 10 GAMES

STRENGTH OF SCHEDULE

OPP. STRENGTH OF SCHEDULE

TEAM RPI

ADJ RPI

CONF. RPI

ADJ CONF. RPI

DIV. I ONLY

DIV. I NON-CONF.

17- 5

11- 1

.77273

.91667

37

15

6- 4

0- 0

99

125

70

66

47

31

.59869

.62398

47

30

7

8

7

8

TOTALS

RPI 1-25

RPI 26-50

W-L RECORDS

RPI 51-100

RPI 101-150

RPI 150+

17- 5

1- 0

0- 1

OVERALL

3- 3

5- 1

8- 0

10- 1

1- 0

0- 1

HOME

1- 0

3- 0

5- 0

3- 4

0- 0

0- 0

AWAY

1- 3

1- 1

1- 0

4- 0

0- 0

0- 0

NEUTRAL

1- 0

1- 0

2- 0

11- 1

1- 0

0- 0

NON-CONFERENCE

3- 0

3- 1

4- 0

6- 0

1- 0

0- 0

HOME

1- 0

2- 0

2- 0

1- 1

0- 0

0- 0

AWAY

1- 0

0- 1

0- 0

4- 0

0- 0

0- 0

NEUTRAL

1- 0

1- 0

2- 0

6- 4

0- 0

0- 1

CONFERENCE

0- 3

2- 0

4- 0

4- 1

0- 0

0- 1

HOME

0- 0

1- 0

3- 0

2- 3

0- 0

0- 0

AWAY

0- 3

1- 0

1- 0

0- 0

0- 0

0- 0

NEUTRAL

0- 0

0- 0

0- 0

RPI S

Opponent

Score

21 H

Oklahoma

3 2

RPI S

Opponent

Score

26 H

UCF

2 3

RPI S

Opponent

Score

64 A

Tulsa

1 3

65 A

Arkansas

3 2

72 A

Memphis

0 3

84 N

South Dakota

3 0

90 A

Temple

2 3

99 H

New Mexico

3 2

RPI S

Opponent

Score

103 H

Georgia Tech

3 0

111 A

San Francisco

0 3

115 A

Cincinnati

3 1

124 N

Georgia

3 1

132 H

Col. of Charleston

3 0

148 H

Houston

3 1

157 H

South Fla.

3 0

173 A

UConn

3 1

184 H

East Carolina

3 0

186 H

Tulane

3 2

202 H

Houston Baptist

3 0

230 N

Stony Brook

3 0

262 H

Texas Southern

3 1

298 N

Fordham

3 0

LAST 10 GAMES

173 A

UConn

3 1

90 A

Temple

2 3

184 H

East Carolina

3 0

64 A

Tulsa

1 3

186 H

Tulane

3 2

148 H

Houston

3 1

72 A

Memphis

0 3

115 A

Cincinnati

3 1

157 H

South Fla.

3 0

26 H

UCF

2 3

Non-Div. I Games:

SMU



Average RPI Win:		137	WON-LOST RECORD		WINNING PCT. RANK		LAST 10 GAMES		STRENGTH OF SCHEDULE		OPP. STRENGTH OF SCHEDULE		TEAM RPI		ADJ RPI		CONF. RPI		ADJ CONF. RPI	
DIV. I ONLY			14- 7		.66667 82		4- 6		69		13		48		.59854 48		3		3	
DIV. I NON-CONF.			10- 1		.90909 18		0- 0		205		35		43		.60476 44		2		2	
TOTALS		RPI 1-25		RPI 26-50		W-L RECORDS		RPI 51-100		RPI 101-150		RPI 150+								
14- 7		1- 5		1- 0		OVERALL		3- 2		3- 0		6- 0								
8- 4		1- 3		1- 0		HOME		2- 1		2- 0		2- 0								
2- 3		0- 2		0- 0		AWAY		1- 1		0- 0		1- 0								
4- 0		0- 0		0- 0		NEUTRAL		0- 0		1- 0		3- 0								
10- 1		0- 0		1- 0		NON-CONFERENCE		3- 1		1- 0		5- 0								
4- 1		0- 0		1- 0		HOME		2- 1		0- 0		1- 0								
2- 0		0- 0		0- 0		AWAY		1- 0		0- 0		1- 0								
4- 0		0- 0		0- 0		NEUTRAL		0- 0		1- 0		3- 0								
4- 6		1- 5		0- 0		CONFERENCE		0- 1		2- 0		1- 0								
4- 3		1- 3		0- 0		HOME		0- 0		2- 0		1- 0								
0- 3		0- 2		0- 0		AWAY		0- 1		0- 0		0- 0								
0- 0		0- 0		0- 0		NEUTRAL		0- 0		0- 0		0- 0								
RPI	S	Opponent		Score		RPI	S	Opponent		Score		RPI	S	Opponent		Score				
5	A	Wisconsin		0 3		28	H	Iowa St.		3 1		53	A	Northwestern		0 3				
5	H	Wisconsin		0 3								54	H	Louisville		1 3				
9	A	Illinois		0 3								64	H	Tulsa		3 1				
11	H	Penn St.		1 3								94	H	Milwaukee		3 1				
12	H	Nebraska		2 3								97	A	Yale		3 0				
20	H	Ohio St.		3 2																

Non-Div. I Games:

Minnesota



Average RPI Win:		159	WON-LOST RECORD		WINNING PCT. RANK		LAST 10 GAMES		STRENGTH OF SCHEDULE		OPP. STRENGTH OF SCHEDULE		TEAM RPI		ADJ RPI		CONF. RPI		ADJ CONF. RPI								
DIV. I ONLY				16- 7	.69565	69	6- 4		58		98		50		.59804		49	6		6							
DIV. I NON-CONF.				10- 3	.76923	50	0- 0		98		126		51		.59495		50	6		6							
TOTALS		RPI 1-25		RPI 26-50		W-L RECORDS		RPI 51-100		RPI 101-150		RPI 150+															
16- 7		2- 2		1- 0		OVERALL		2- 3		1- 2		10- 0															
4- 1		1- 0		0- 0		HOME		1- 1		0- 0		2- 0															
7- 6		1- 2		1- 0		AWAY		0- 2		1- 2		4- 0															
5- 0		0- 0		0- 0		NEUTRAL		1- 0		0- 0		4- 0															
10- 3		1- 1		0- 0		NON-CONFERENCE		1- 1		1- 1		7- 0															
2- 0		1- 0		0- 0		HOME		0- 0		0- 0		1- 0															
3- 3		0- 1		0- 0		AWAY		0- 1		1- 1		2- 0															
5- 0		0- 0		0- 0		NEUTRAL		1- 0		0- 0		4- 0															
6- 4		1- 1		1- 0		CONFERENCE		1- 2		0- 1		3- 0															
2- 1		0- 0		0- 0		HOME		1- 1		0- 0		1- 0															
4- 3		1- 1		1- 0		AWAY		0- 1		0- 1		2- 0															
0- 0		0- 0		0- 0		NEUTRAL		0- 0		0- 0		0- 0															
RPI	S	Opponent		Score		RPI	S	Opponent		Score		RPI	S	Opponent		Score											
1	A	Stanford		0	3	37	A	Loyola Marymount		3	2	51	A	Pacific		0	3	111	A	San Francisco		0	3				
19	H	Duke		3	0							51	H	Pacific		3	0	112	A	Hofstra		3	1				
23	A	BYU		0	3							59	H	Gonzaga		2	3	114	A	UC Santa Barbara		0	3				
24	A	San Diego		3	1							83	A	Harvard		2	3	158	N	Delaware		3	0				
												100	N	Northern Ill.		3	0	164	A	St. Mary's (CA)		3	1				
																		165	A	Pepperdine		3	1				
																		171	H	Penn		3	0				
																		191	A	Cal Poly		3	2				
																		215	A	Army		3	0				
																		243	H	Portland		3	1				
																		263	N	Central Conn. St.		3	0				
																		307	N	Lafayette		3	0				
																		321	N	St. Francis Brooklyn		3	0				
						LAST 10 GAMES																					
						51 A Pacific						0	3	243 H Portland						3	1						
						164 A St. Mary's (CA)						3	1	23 A BYU						0	3						
						37 A Loyola Marymount						3	2	24 A San Diego						3	1						
						165 A Pepperdine						3	1	51 H Pacific						3	0						
						59 H Gonzaga						2	3	111 A San Francisco						0	3						

Non-Div. I Games:

Santa Clara



Average RPI Win: 170		WON-LOST	WINNING	LAST 10	STRENGTH OF		OPP. STRENGTH	TEAM	ADJ		CONF.	ADJ CONF.
Average RPI Loss: 14		RECORD	PCT. RANK	GAMES	SCHEDULE		OF SCHEDULE	RPI	RPI		RPI	RPI
DIV. I ONLY		18- 3	.85714	14	8- 2		156	58	41		.598	50
DIV. I NON-CONF.		12- 1	.92308	12	2- 0		256	132	65		.5773	68
TOTALS		RPI 1-25	RPI 26-50		W-L RECORDS		RPI 51-100		RPI 101-150		RPI 150+	
18- 3		0- 2	0- 1		OVERALL		3- 0		3- 0		12- 0	
10- 2		0- 2	0- 0		HOME		2- 0		1- 0		7- 0	
4- 1		0- 0	0- 1		AWAY		1- 0		1- 0		2- 0	
4- 0		0- 0	0- 0		NEUTRAL		0- 0		1- 0		3- 0	
12- 1		0- 0	0- 1		NON-CONFERENCE		1- 0		1- 0		10- 0	
7- 0		0- 0	0- 0		HOME		1- 0		0- 0		6- 0	
1- 1		0- 0	0- 1		AWAY		0- 0		0- 0		1- 0	
4- 0		0- 0	0- 0		NEUTRAL		0- 0		1- 0		3- 0	
6- 2		0- 2	0- 0		CONFERENCE		2- 0		2- 0		2- 0	
3- 2		0- 2	0- 0		HOME		1- 0		1- 0		1- 0	
3- 0		0- 0	0- 0		AWAY		1- 0		1- 0		1- 0	
0- 0		0- 0	0- 0		NEUTRAL		0- 0		0- 0		0- 0	
RPI S	Opponent	Score	RPI S	Opponent	Score	RPI S	Opponent	Score	RPI S	Opponent	Score	
2	H Florida St.	2 3	33	A Colorado	1 3	54	H Louisville	3 1	103	A Georgia Tech	3 0	
6	H North Carolina	2 3				60	H LIU Brooklyn	3 1	109	N Dayton	3 0	
						77	A Clemson	3 1	123	H Boston College	3 0	
									151	H Duquesne	3 0	
									156	H Notre Dame	3 0	
									157	H South Fla.	3 1	
									158	H Delaware	3 0	
									185	N Portland St.	3 0	
									196	A Syracuse	3 1	
									198	N Ga. Southern	3 0	
									214	N Middle Tenn.	3 0	
									256	H Niagara	3 0	
									258	A Bowling Green	3 0	
									291	H Sacred Heart	3 0	
									315	H Norfolk St.	3 0	
			LAST 10 GAMES									
			54	H Louisville	3 1	156	H Notre Dame	3 0				
			2	H Florida St.	2 3	6	H North Carolina	2 3				
			77	A Clemson	3 1	123	H Boston College	3 0				
			103	A Georgia Tech	3 0	60	H LIU Brooklyn	3 1				
			196	A Syracuse	3 1	158	H Delaware	3 0				

Non-Div. I Games:

Pittsburgh



Average RPI Win: 166		WON-LOST RECORD	WINNING PCT. RANK	LAST 10 GAMES	STRENGTH OF SCHEDULE	OPP. STRENGTH OF SCHEDULE	TEAM RPI	ADJ RPI	CONF. RPI	ADJ CONF. RPI	
Average RPI Loss: 29											
DIV. I ONLY		18- 5	.78261 32	7- 3	124	72	52	.59356 51	6	6	
DIV. I NON-CONF.		11- 2	.84615 29	0- 0	229	116	78	.57211 75	6	6	
<hr/>											
TOTALS		RPI 1-25	RPI 26-50		W-L RECORDS		RPI 51-100		RPI 101-150		RPI 150+
18- 5		0- 3	3- 2		OVERALL		2- 0		3- 0		10- 0
7- 3		0- 3	3- 0		HOME		0- 0		1- 0		3- 0
5- 1		0- 0	0- 1		AWAY		2- 0		0- 0		3- 0
6- 1		0- 0	0- 1		NEUTRAL		0- 0		2- 0		4- 0
11- 2		0- 1	1- 1		NON-CONFERENCE		1- 0		2- 0		7- 0
2- 1		0- 1	1- 0		HOME		0- 0		0- 0		1- 0
3- 0		0- 0	0- 0		AWAY		1- 0		0- 0		2- 0
6- 1		0- 0	0- 1		NEUTRAL		0- 0		2- 0		4- 0
7- 3		0- 2	2- 1		CONFERENCE		1- 0		1- 0		3- 0
5- 2		0- 2	2- 0		HOME		0- 0		1- 0		2- 0
2- 1		0- 0	0- 1		AWAY		1- 0		0- 0		1- 0
0- 0		0- 0	0- 0		NEUTRAL		0- 0		0- 0		0- 0
RPI S	Opponent	Score		RPI S	Opponent	Score		RPI S	Opponent	Score	
13 H	Southern California	2	3	35 N	Oregon St.	0	3	59 A	Gonzaga	3	2
23 H	BYU	1	3	37 H	Loyola Marymount	3	2	95 A	California	3	0
24 H	San Diego	2	3	42 H	UALR	3	0				
				49 A	Santa Clara	0	3				
				49 H	Santa Clara	3	0				
											</

Non-Div. I Games:

Pacific



Average RPI Win: 149		WON-LOST RECORD		WINNING PCT. RANK		LAST 10 GAMES		STRENGTH OF SCHEDULE		OPP. STRENGTH OF SCHEDULE		TEAM RPI		ADJ RPI		CONF. RPI		ADJ CONF. RPI	
Average RPI Loss: 55																			
DIV. I ONLY		14- 9		.6087 117		6- 4		31		100		51		.59332 52		9		9	
DIV. I NON-CONF.		7- 5		.58333 131		0- 0		9		70		34		.6218 33		9		9	
TOTALS		RPI 1-25		RPI 26-50		W-L RECORDS		RPI 51-100		RPI 101-150		RPI 150+							
14- 9		0- 2		2- 3		OVERALL		1- 2		6- 2		5- 0							
7- 5		0- 1		1- 2		HOME		0- 2		3- 0		3- 0							
5- 4		0- 1		0- 1		AWAY		1- 0		2- 2		2- 0							
2- 0		0- 0		1- 0		NEUTRAL		0- 0		1- 0		0- 0							
7- 5		0- 2		2- 1		NON-CONFERENCE		0- 0		3- 2		2- 0							
5- 2		0- 1		1- 1		HOME		0- 0		2- 0		2- 0							
0- 3		0- 1		0- 0		AWAY		0- 0		0- 2		0- 0							
2- 0		0- 0		1- 0		NEUTRAL		0- 0		1- 0		0- 0							
7- 4		0- 0		0- 2		CONFERENCE		1- 2		3- 0		3- 0							
2- 3		0- 0		0- 1		HOME		0- 2		1- 0		1- 0							
5- 1		0- 0		0- 1		AWAY		1- 0		2- 0		2- 0							
0- 0		0- 0		0- 0		NEUTRAL		0- 0		0- 0		0- 0							
RPI S	Opponent	Score		RPI S	Opponent	Score		RPI S	Opponent	Score		RPI S	Opponent	Score					
10 A	Kentucky	1	3	27 H	Marquette	1	3	66 H	Butler	2	3	106 H	UC Irvine	3	1				
20 H	Ohio St.	2	3	40 A	Creighton	0	3	69 A	Seton Hall	3	2	109 A	Dayton	2	3				
				43 H	Lipscomb	3	1	69 H	Seton Hall	1	3	110 A	Missouri	2	3				
				44 H	Ohio	0	3					115 H	Cincinnati	3	0				
				45 N	Illinois St.	3	1					140 A	St. John's (NY)	3	1				
												143 N	Oakland	3	0				
												150 A	Villanova	3	0				
												150 H	Villanova	3	0				
												151 H	Duquesne	3	2				
												174 A	Georgetown	3	1				
												196 H	Syracuse	3	0				
												294 H	DePaul	3	1				
												305 A	Providence	3	0				
				LAST 10 GAMES															
				150 A	Villanova	3	0	305 A	Providence	3	0								
				69 A	Seton Hall	3	2	27 H	Marquette	1	3								
				66 H	Butler	2	3	69 H	Seton Hall	1	3								
				294 H	DePaul	3	1	150 H	Villanova	3	0								
				140 A	St. John's (NY)	3	1	40 A	Creighton	0	3								

Non-Div. I Games:

Xavier



[illegible]

**Non-Div. I Games:**

Northwestern



Average RPI Win:		144	WON-LOST RECORD		WINNING PCT. RANK		LAST 10 GAMES		STRENGTH OF SCHEDULE		OPP. STRENGTH OF SCHEDULE		TEAM RPI		ADJ RPI		CONF. RPI		ADJ CONF. RPI				
DIV. I ONLY			13- 8		.61905 112		6- 4		49		39		53		.59203 54		4 4						
DIV. I NON-CONF.			8- 4		.66667 91		1- 0		26		80		38		.6131 39		4 4						
TOTALS		RPI 1-25		RPI 26-50		W-L RECORDS		RPI 51-100		RPI 101-150		RPI 150+											
13- 8		0- 3		2- 1		OVERALL		3- 3		3- 1		5- 0											
4- 4		0- 2		0- 0		HOME		0- 1		2- 1		2- 0											
6- 2		0- 0		1- 1		AWAY		3- 1		0- 0		2- 0											
3- 2		0- 1		1- 0		NEUTRAL		0- 1		1- 0		1- 0											
8- 4		0- 2		2- 0		NON-CONFERENCE		1- 2		2- 0		3- 0											
2- 2		0- 1		0- 0		HOME		0- 1		1- 0		1- 0											
3- 0		0- 0		1- 0		AWAY		1- 0		0- 0		1- 0											
3- 2		0- 1		1- 0		NEUTRAL		0- 1		1- 0		1- 0											
5- 4		0- 1		0- 1		CONFERENCE		2- 1		1- 1		2- 0											
2- 2		0- 1		0- 0		HOME		0- 0		1- 1		1- 0											
3- 2		0- 0		0- 1		AWAY		2- 1		0- 0		1- 0											
0- 0		0- 0		0- 0		NEUTRAL		0- 0		0- 0		0- 0											
RPI	S	Opponent		Score		RPI	S	Opponent		Score		RPI	S	Opponent		Score							
2	H	Florida St.		1	3	31	N	Arizona St.		3	0	57	A	Virginia		1	3	103	H	Georgia Tech 3 2			
5	N	Wisconsin		0	3	48	A	Minnesota		3	1	61	H	Appalachian St.		1	3	115	H	Cincinnati 3 0			
10	H	Kentucky		1	3	50	A	Pittsburgh		1	3	80	A	Rice		3	0	123	H	Boston College 2 3			
												93	A	North Carolina St.		3	2	142	N	Stephen F. Austin 3 0			
												96	A	Virginia Tech		3	2	156	H	Notre Dame 3 0			
												100	N	Northern Ill.		2	3	196	A	Syracuse 3 0			
																		252	H	Tennessee St. 3 0			
																		262	N	Texas Southern 3 0			
																		302	A	Morehead St. 3 0			

Non-Div. I Games:

Louisville



Average RPI Win: 138		WON-LOST	WINNING	LAST 10	STRENGTH OF	OPP. STRENGTH	TEAM	ADJ	CONF.	ADJ CONF.		
Average RPI Loss: 23		RECORD	PCT. RANK	GAMES	SCHEDULE	OF SCHEDULE	RPI	RPI	RPI	RPI		
DIV. I ONLY		12- 9	.57143	139	2- 8	47	14	56	.58862	55	1	1
DIV. I NON-CONF.		10- 1	.90909	18	0- 0	138	58	35	.61921	36	1	1
<hr/>												
TOTALS		RPI 1-25	RPI 26-50		W-L RECORDS		RPI 51-100		RPI 101-150		RPI 150+	
12- 9		0- 6	2- 2		OVERALL		2- 1		3- 0		5- 0	
6- 2		0- 2	1- 0		HOME		2- 0		1- 0		2- 0	
3- 7		0- 4	1- 2		AWAY		0- 1		1- 0		1- 0	
3- 0		0- 0	0- 0		NEUTRAL		0- 0		1- 0		2- 0	
10- 1		0- 1	1- 0		NON-CONFERENCE		1- 0		3- 0		5- 0	
4- 0		0- 0	0- 0		HOME		1- 0		1- 0		2- 0	
3- 1		0- 1	1- 0		AWAY		0- 0		1- 0		1- 0	
3- 0		0- 0	0- 0		NEUTRAL		0- 0		1- 0		2- 0	
2- 8		0- 5	1- 2		CONFERENCE		1- 1		0- 0		0- 0	
2- 2		0- 2	1- 0		HOME		1- 0		0- 0		0- 0	
0- 6		0- 3	0- 2		AWAY		0- 1		0- 0		0- 0	
0- 0		0- 0	0- 0		NEUTRAL		0- 0		0- 0		0- 0	
RPI	S	Opponent	Score	RPI	S	Opponent	Score	RPI	S	Opponent	Score	
1	H	Stanford	1 3	31	H	Arizona St.	3 1	68	A	Washington St.	0 3	
3	A	Washington	0 3	33	A	Colorado	2 3	73	H	Missouri St.	3 2	
13	A	Southern California	1 3	35	A	Oregon St.	2 3	95	H	California	3 2	
15	A	UCLA	2 3	43	A	Lipscomb	3 1					
17	H	Arizona	0 3									
23	A	BYU	0 3									

Non-Div. I Games:

Utah



Average RPI Win: 163		WON-LOST RECORD	WINNING PCT. RANK	LAST 10 GAMES	STRENGTH OF SCHEDULE	OPP. STRENGTH OF SCHEDULE	TEAM RPI	ADJ RPI	CONF. RPI	ADJ CONF. RPI	
Average RPI Loss: 82											
DIV. I ONLY		18- 5	.78261 32	7- 3	129	97	55	.58379 56	10	10	
DIV. I NON-CONF.		11- 2	.84615 29	0- 0	193	112	63	.57921 66	10	10	
<hr/>											
TOTALS		RPI 1-25	RPI 26-50		W-L RECORDS		RPI 51-100		RPI 101-150		RPI 150+
18- 5		0- 1	0- 0		OVERALL		4- 2		5- 2		9- 0
10- 2		0- 1	0- 0		HOME		2- 1		4- 0		4- 0
3- 3		0- 0	0- 0		AWAY		1- 1		0- 2		2- 0
5- 0		0- 0	0- 0		NEUTRAL		1- 0		1- 0		3- 0
11- 2		0- 0	0- 0		NON-CONFERENCE		2- 2		2- 0		7- 0
5- 1		0- 0	0- 0		HOME		1- 1		1- 0		3- 0
1- 1		0- 0	0- 0		AWAY		0- 1		0- 0		1- 0
5- 0		0- 0	0- 0		NEUTRAL		1- 0		1- 0		3- 0
7- 3		0- 1	0- 0		CONFERENCE		2- 0		3- 2		2- 0
5- 1		0- 1	0- 0		HOME		1- 0		3- 0		1- 0
2- 2		0- 0	0- 0		AWAY		1- 0		0- 2		1- 0
0- 0		0- 0	0- 0		NEUTRAL		0- 0		0- 0		0- 0
RPI S	Opponent	Score	RPI S	Opponent	Score	RPI S	Opponent	Score	RPI S	Opponent	Score
14 H	Colorado St.	0 3				59 H	Gonzaga	2 3	117 A	Boise St.	1 3
						63 H	UNLV	3 0	117 H	Boise St.	3 2
						68 N	Washington St.	3 0	121 A	Utah St.	2 3
						87 H	Furman	3 1	121 H	Utah St.	3 1
						98 A	Northern Colo.	1 3	122 H	Ball St.	3 1
						99 A	New Mexico	3 1	135 H	San Diego St.	3 1
									147 N	UC Davis	3 1
									187 N	Hampton	3 0
									191 N	Cal Poly	3 1
									195 H	South Ala.	3 0
									209 N	Utah Valley	3 0
									211 H	Fresno St.	3 0
									212 A	Air Force	3 1
									250 A	Montana	3 0
									250 H	Montana	3 0
									276 H	Weber St.	3 0
			LAST 10 GAMES								
			117 H	Boise St.	3 2	14 H	Colorado St.	0 3			
			121 H	Utah St.	3 1	63 H	UNLV	3 0			
			99 A	New Mexico	3 1	135 H	San Diego St.	3 1			
			212 A	Air Force	3 1	121 A	Utah St.	2 3			
			211 H	Fresno St.	3 0	117 A	Boise St.	1 3			

Non-Div. I Games:

Wyoming



Average RPI Win:	128	WON-LOST	WINNING	LAST 10	STRENGTH OF	OPP. STRENGTH	TEAM	ADJ	CONF.	ADJ CONF.			
Average RPI Loss:	80	RECORD	PCT. RANK	GAMES	SCHEDULE	OF SCHEDULE	RPI	RPI	RPI	RPI			
DIV. I ONLY	13- 9	.59091	127	6- 4	38	62	57	.5832	57	4	4		
DIV. I NON-CONF.	7- 6	.53846	147	0- 1	59	122	92	.55397	91	4	4		
<hr/>													
TOTALS	RPI 1-25	RPI 26-50		W-L RECORDS		RPI 51-100		RPI 101-150		RPI 150+			
13- 9	0- 3	1- 0		OVERALL		5- 2		1- 3		6- 1			
8- 1	0- 1	1- 0		HOME		4- 0		0- 0		3- 0			
2- 5	0- 2	0- 0		AWAY		1- 2		0- 1		1- 0			
3- 3	0- 0	0- 0		NEUTRAL		0- 0		1- 2		2- 1			
<hr/>													
7- 6	0- 0	1- 0		NON-CONFERENCE		1- 2		1- 3		4- 1			
3- 0	0- 0	1- 0		HOME		1- 0		0- 0		1- 0			
1- 3	0- 0	0- 0		AWAY		0- 2		0- 1		1- 0			
3- 3	0- 0	0- 0		NEUTRAL		0- 0		1- 2		2- 1			
<hr/>													
6- 3	0- 3	0- 0		CONFERENCE		4- 0		0- 0		2- 0			
5- 1	0- 1	0- 0		HOME		3- 0		0- 0		2- 0			
1- 2	0- 2	0- 0		AWAY		1- 0		0- 0		0- 0			
0- 0	0- 0	0- 0		NEUTRAL		0- 0		0- 0		0- 0			
<hr/>													
RPI S	Opponent	Score	RPI S	Opponent	Score	RPI S	Opponent	Score	RPI S	Opponent	Score		
6 A	North Carolina	0 3	29 H	Alabama	3 1	53 A	Northwestern	0 3	107 A	Liberty	2 3		
19 A	Duke	0 3				54 H	Louisville	3 1	122 N	Ball St.	0 3		
19 H	Duke	0 3				60 H	LIU Brooklyn	3 1	126 N	Eastern Mich.	3 1		
						77 H	Clemson	3 1	141 N	Youngstown St.	2 3		
						81 A	VCU	2 3	152 H	Wake Forest	3 1		
						93 H	North Carolina St.	3 2	156 H	Notre Dame	3 2		
						96 A	Virginia Tech	3 2	168 N	Loyola Chicago	2 3		
									177 A	Marshall	3 0		
									194 N	Ill.-Chicago	3 1		
									217 N	East Tenn. St.	3 1		
									229 H	Navy	3 1		
<hr/>													
LAST 10 GAMES													
156 H Notre Dame						3	2	54 H Louisville				3	1
93 H North Carolina St.						3	2	19 H Duke				0	3
19 A Duke						0	3	152 H Wake Forest				3	1
96 A Virginia Tech						3	2	77 H Clemson				3	1
6 A North Carolina						0	3	107 A Liberty				2	3

Non-Div. I Games:

Virginia



Average RPI Win: 128		WON-LOST	WINNING	LAST 10	STRENGTH OF		OPP. STRENGTH	TEAM	ADJ		CONF.	ADJ CONF.
Average RPI Loss: 73		RECORD	PCT. RANK	GAMES	SCHEDULE		OF SCHEDULE	RPI	RPI		RPI	RPI
DIV. I ONLY		12- 11	.52174	159	21		55	58	.58083		2	2
DIV. I NON-CONF.		10- 5	.66667	91	63		117	56	.583		3	3
TOTALS		RPI 1-25	RPI 26-50		W-L RECORDS		RPI 51-100		RPI 101-150		RPI 150+	
12- 11	1- 5	2- 0		OVERALL		3- 3		2- 2		4- 1		
6- 4	0- 1	1- 0		HOME		1- 2		1- 0		3- 1		
4- 4	1- 2	0- 0		AWAY		2- 1		1- 1		0- 0		
2- 3	0- 2	1- 0		NEUTRAL		0- 0		0- 1		1- 0		
10- 5	0- 2	1- 0		NON-CONFERENCE		3- 1		2- 1		4- 1		
5- 1	0- 0	0- 0		HOME		1- 0		1- 0		3- 1		
3- 1	0- 0	0- 0		AWAY		2- 1		1- 0		0- 0		
2- 3	0- 2	1- 0		NEUTRAL		0- 0		0- 1		1- 0		
2- 6	1- 3	1- 0		CONFERENCE		0- 2		0- 1		0- 0		
1- 3	0- 1	1- 0		HOME		0- 2		0- 0		0- 0		
1- 3	1- 2	0- 0		AWAY		0- 0		0- 1		0- 0		
0- 0	0- 0	0- 0		NEUTRAL		0- 0		0- 0		0- 0		
RPI S	Opponent	Score		RPI S	Opponent	Score		RPI S	Opponent	Score		
4 A	Texas	0 3		28 H	Iowa St.	3 2		71 H	West Virginia	1 3		
16 A	Kansas St.	3 2		45 N	Illinois St.	3 2		75 A	Texas-Arlington	3 1		
21 A	Oklahoma	1 3						79 H	Texas Tech	2 3		
22 H	Kansas	1 3						80 H	Rice	3 1		
25 N	LSU	1 3						89 A	UTSA	1 3		
25 N	LSU	2 3						91 A	George Washington	3 0		

Non-Div. I Games:

Baylor



Average RPI Win:		175	WON-LOST RECORD		WINNING PCT. RANK		LAST 10 GAMES		STRENGTH OF SCHEDULE		OPP. STRENGTH OF SCHEDULE		TEAM RPI		ADJ RPI		CONF. RPI		ADJ CONF. RPI		
Average RPI Loss:		59	14- 6		.7 65		6- 4		98		81		59		.57675 59		6 6		6 6		
DIV. I ONLY			14- 6		.7 65		6- 4		98		81		59		.57675 59		6 6		6 6		
DIV. I NON-CONF.			9- 2		.81818 36		1- 0		158		124		62		.57954 64		6 6		6 6		
TOTALS		RPI 1-25		RPI 26-50		W-L RECORDS		RPI 51-100		RPI 101-150		RPI 150+									
14- 6		0- 3		2- 0		OVERALL		1- 2		2- 0		9- 1									
5- 2		0- 0		1- 0		HOME		0- 1		0- 0		4- 1									
6- 2		0- 2		1- 0		AWAY		1- 0		2- 0		2- 0									
3- 2		0- 1		0- 0		NEUTRAL		0- 1		0- 0		3- 0									
9- 2		0- 1		0- 0		NON-CONFERENCE		1- 1		1- 0		7- 0									
3- 0		0- 0		0- 0		HOME		0- 0		0- 0		3- 0									
3- 0		0- 0		0- 0		AWAY		1- 0		1- 0		1- 0									
3- 2		0- 1		0- 0		NEUTRAL		0- 1		0- 0		3- 0									
5- 4		0- 2		2- 0		CONFERENCE		0- 1		1- 0		2- 1									
2- 2		0- 0		1- 0		HOME		0- 1		0- 0		1- 1									
3- 2		0- 2		1- 0		AWAY		0- 0		1- 0		1- 0									
0- 0		0- 0		0- 0		NEUTRAL		0- 0		0- 0		0- 0									
RPI	S	Opponent		Score		RPI	S	Opponent		Score		RPI	S	Opponent		Score					
3	N	Washington		2	3	37	H	Loyola Marymount		3	1	51	H	Pacific		2	3				
23	A	BYU		0	3	49	A	Santa Clara		3	2	56	A	Wyoming		3	2				
24	A	San Diego		2	3							87	N	Furman		2	3				
														111 A San Francisco		3	2				
														117 A Boise St.		3	1				
														154 N Seattle		3	0				
														164 H St. Mary's (CA)		2	3				
														165 H Pepperdine		3	1				
														185 N Portland St.		3	1				
														243 A Portland		3	1				
														248 H Grand Canyon		3	1				
														250 A Montana		3	0				
														270 H Montana St.		3	0				
														276 N Weber St.		3	0				
														282 H Canisius		3	0				
LAST 10 GAMES																					
243 A Portland						3	1	37 H Loyola Marymount						3	1						
164 H St. Mary's (CA)						2	3	165 H Pepperdine						3	1						
51 H Pacific						2	3	24 A San Diego						2	3						
49 A Santa Clara						3	2	23 A BYU						0	3						
111 A San Francisco						3	2	250 A Montana						3	0						

Non-Div. I Games:

Gonzaga



Average RPI Win:		208	WON-LOST RECORD		WINNING PCT. RANK		LAST 10 GAMES		STRENGTH OF SCHEDULE		OPP. STRENGTH OF SCHEDULE		TEAM RPI		ADJ RPI		CONF. RPI		ADJ CONF. RPI					
Average RPI Loss:		51																						
DIV. I ONLY			17- 5		.77273		37		9- 1		163		157		66		.57565		60		30		30	
DIV. I NON-CONF.			9- 5		.64286		107		1- 1		27		43		40		.6163		37		29		30	
TOTALS		RPI 1-25		RPI 26-50		W-L RECORDS		RPI 51-100		RPI 101-150		RPI 150+												
17- 5		0- 1		3- 2		OVERALL		1- 2		2- 0		11- 0												
8- 0		0- 0		0- 0		HOME		1- 0		2- 0		5- 0												
5- 3		0- 0		1- 2		AWAY		0- 1		0- 0		4- 0												
4- 2		0- 1		2- 0		NEUTRAL		0- 1		0- 0		2- 0												
9- 5		0- 1		3- 2		NON-CONFERENCE		1- 2		2- 0		3- 0												
4- 0		0- 0		0- 0		HOME		1- 0		2- 0		1- 0												
1- 3		0- 0		1- 2		AWAY		0- 1		0- 0		0- 0												
4- 2		0- 1		2- 0		NEUTRAL		0- 1		0- 0		2- 0												
8- 0		0- 0		0- 0		CONFERENCE		0- 0		0- 0		8- 0												
4- 0		0- 0		0- 0		HOME		0- 0		0- 0		4- 0												
4- 0		0- 0		0- 0		AWAY		0- 0		0- 0		4- 0												
0- 0		0- 0		0- 0		NEUTRAL		0- 0		0- 0		0- 0												
RPI	S	Opponent		Score		RPI	S	Opponent		Score		RPI	S	Opponent		Score								
15	N	UCLA		0 3		29	N	Alabama		3 2		57	A	Virginia		1 3		105	H	Northern Ky.		3 1		
						37	A	Loyola Marymount		0 3		90	H	Temple		3 2		123	H	Boston College		3 2		
						38	N	Western Ky.		3 1		94	N	Milwaukee		0 3		211	H	Fresno St.		3 1		
						41	A	Michigan St.		3 2								229	N	Navy		3 1		
						50	A	Pittsburgh		1 3								245	A	Robert Morris		3 1		
																		263	H	Central Conn. St.		3 0		
																		291	H	Sacred Heart		3 1		
																		293	N	Binghamton		3 0		
																		297	A	Saint Francis (PA)		3 0		
																		310	H	Bryant		3 0		
																		321	A	St. Francis Brooklyn		3 0		
																		321	H	St. Francis Brooklyn		3 0		
																		326	A	Fairleigh Dickinson		3 0		
						LAST 10 GAMES																		
						321	H	St. Francis Brooklyn		3 0		291	H	Sacred Heart		3 1								
						245	A	Robert Morris		3 1		326	A	Fairleigh Dickinson		3 0								
						297	A	Saint Francis (PA)		3 0		321	A	St. Francis Brooklyn		3 0								
						263	H	Central Conn. St.		3 0		50	A	Pittsburgh		1 3								
						310	H	Bryant		3 0		38	N	Western Ky.		3 1								

Non-Div. I Games:

LIU Brooklyn



Average RPI Win: 193		WON-LOST RECORD		WINNING PCT. RANK		LAST 10 GAMES		STRENGTH OF SCHEDULE		OPP. STRENGTH OF SCHEDULE		TEAM RPI		ADJ RPI		CONF. RPI		ADJ CONF. RPI	
DIV. I ONLY		17- 6		.73913 51		4- 6		114		144		61		.57113 61		11		11	
DIV. I NON-CONF.		10- 0		1 1		0- 0		144		161		27		.62449 29		12		12	
TOTALS		RPI 1-25		RPI 26-50		W-L RECORDS		RPI 51-100		RPI 101-150		RPI 150+							
17- 6		0- 0		0- 2		OVERALL		1- 2		4- 2		12- 0							
11- 1		0- 0		0- 1		HOME		0- 0		3- 0		8- 0							
4- 5		0- 0		0- 1		AWAY		1- 2		0- 2		3- 0							
2- 0		0- 0		0- 0		NEUTRAL		0- 0		1- 0		1- 0							
10- 0		0- 0		0- 0		NON-CONFERENCE		1- 0		3- 0		6- 0							
6- 0		0- 0		0- 0		HOME		0- 0		2- 0		4- 0							
2- 0		0- 0		0- 0		AWAY		1- 0		0- 0		1- 0							
2- 0		0- 0		0- 0		NEUTRAL		0- 0		1- 0		1- 0							
7- 6		0- 0		0- 2		CONFERENCE		0- 2		1- 2		6- 0							
5- 1		0- 0		0- 1		HOME		0- 0		1- 0		4- 0							
2- 5		0- 0		0- 1		AWAY		0- 2		0- 2		2- 0							
0- 0		0- 0		0- 0		NEUTRAL		0- 0		0- 0		0- 0							
RPI	S	Opponent		Score	RPI	S	Opponent		Score	RPI	S	Opponent		Score	RPI	S	Opponent		Score
					42	A	UALR		0 3	54	A	Louisville		3 1	115	N	Cincinnati		3 1
					42	H	UALR		1 3	75	A	Texas-Arlington		0 3	130	H	Maryland		3 0
										92	A	Arkansas St.		2 3	131	A	La.-Lafayette		2 3
															131	H	La.-Lafayette		3 1
															133	H	Radford		3 0
															139	A	Texas St.		0 3
															179	H	Cleveland St.		3 0
															195	H	South Ala.		3 1
															198	A	Ga. Southern		3 0
															204	H	Presbyterian		3 0
															208	H	Tennessee		3 0
															226	A	Troy		3 2
															226	H	Troy		3 0
															228	H	Georgia St.		3 0
															234	A	Gardner-Webb		3 1
															252	N	Tennessee St.		3 0
															273	H	La.-Monroe		3 2
															287	H	Tennessee Tech		3 0
LAST 10 GAMES																			
					42	A	UALR		0 3	139	A	Texas St.		0 3					
					92	A	Arkansas St.		2 3	226	H	Troy		3 0					
					273	H	La.-Monroe		3 2	195	H	South Ala.		3 1					
					131	H	La.-Lafayette		3 1	42	H	UALR		1 3					
					75	A	Texas-Arlington		0 3	131	A	La.-Lafayette		2 3					

Non-Div. I Games:

Appalachian St.



Average RPI Win: 195		WON-LOST	WINNING	LAST 10	STRENGTH OF		OPP. STRENGTH	TEAM	ADJ		CONF.	ADJ CONF.
Average RPI Loss: 75		RECORD	PCT. RANK	GAMES	SCHEDULE		OF SCHEDULE	RPI	RPI		RPI	RPI
DIV. I ONLY		18-5	.78261	32	5-5		166	124	60		.57028	62
DIV. I NON-CONF.		14-0	1	1	1-0		218	253	46		.59779	48
TOTALS		RPI 1-25	RPI 26-50		W-L RECORDS		RPI 51-100		RPI 101-150		RPI 150+	
18-5		0-2	1-0		OVERALL		3-2		2-0		12-1	
9-1		0-1	0-0		HOME		0-0		2-0		7-0	
4-4		0-1	1-0		AWAY		2-2		0-0		1-1	
5-0		0-0	0-0		NEUTRAL		1-0		0-0		4-0	
14-0		0-0	0-0		NON-CONFERENCE		2-0		1-0		11-0	
7-0		0-0	0-0		HOME		0-0		1-0		6-0	
2-0		0-0	0-0		AWAY		1-0		0-0		1-0	
5-0		0-0	0-0		NEUTRAL		1-0		0-0		4-0	
4-5		0-2	1-0		CONFERENCE		1-2		1-0		1-1	
2-1		0-1	0-0		HOME		0-0		1-0		1-0	
2-4		0-1	1-0		AWAY		1-2		0-0		0-1	
0-0		0-0	0-0		NEUTRAL		0-0		0-0		0-0	
RPI S	Opponent	Score	RPI S	Opponent	Score	RPI S	Opponent	Score	RPI S	Opponent	Score	
8 A	Florida	0 3	29 A	Alabama	3 2	65 A	Arkansas	0 3	110 H	Missouri	3 0	
25 H	LSU	0 3				67 A	South Carolina	2 3	118 H	Samford	3 0	
						72 A	Memphis	3 2	155 A	Buffalo	3 0	
						82 A	Auburn	3 1	208 A	Tennessee	0 3	
						92 N	Arkansas St.	3 1	216 N	Lehigh	3 0	
									237 H	Jacksonville St.	3 1	
									240 N	Siena	3 0	
									241 H	UAB	3 0	
									247 H	Mississippi St.	3 0	
									249 N	UT Martin	3 1	
									257 H	Louisiana Tech	3 0	
									278 H	Lamar	3 0	
									282 N	Canisius	3 0	
									289 H	Mercer	3 0	
									314 H	Jackson St.	3 1	
LAST 10 GAMES												
208 A	Tennessee	0 3	65 A	Arkansas	0 3							
25 H	LSU	0 3	110 H	Missouri	3 0							
29 A	Alabama	3 2	8 A	Florida	0 3							
82 A	Auburn	3 1	67 A	South Carolina	2 3							
247 H	Mississippi St.	3 0	314 H	Jackson St.	3 1							

Non-Div. I Games:

Ole Miss



Average RPI Win:		206	WON-LOST RECORD		WINNING PCT. RANK		LAST 10 GAMES		STRENGTH OF SCHEDULE		OPP. STRENGTH OF SCHEDULE		TEAM RPI		ADJ RPI		CONF. RPI		ADJ CONF. RPI	
Average RPI Loss:		27																		
DIV. I ONLY			19- 5		.79167 31		8- 2		187		135		67		.57002 63		10		10	
DIV. I NON-CONF.			12- 3		.8 41		1- 0		175		142		74		.57369 74		10		10	
TOTALS		RPI 1-25		RPI 26-50		W-L RECORDS		RPI 51-100		RPI 101-150		RPI 150+								
19- 5		0- 2		1- 2		OVERALL		2- 1		3- 0		13- 0								
7- 2		0- 0		1- 2		HOME		1- 0		0- 0		5- 0								
7- 3		0- 2		0- 0		AWAY		1- 1		2- 0		4- 0								
5- 0		0- 0		0- 0		NEUTRAL		0- 0		1- 0		4- 0								
12- 3		0- 1		1- 2		NON-CONFERENCE		1- 0		2- 0		8- 0								
4- 2		0- 0		1- 2		HOME		0- 0		0- 0		3- 0								
3- 1		0- 1		0- 0		AWAY		1- 0		1- 0		1- 0								
5- 0		0- 0		0- 0		NEUTRAL		0- 0		1- 0		4- 0								
7- 2		0- 1		0- 0		CONFERENCE		1- 1		1- 0		5- 0								
3- 0		0- 0		0- 0		HOME		1- 0		0- 0		2- 0								
4- 2		0- 1		0- 0		AWAY		0- 1		1- 0		3- 0								
0- 0		0- 0		0- 0		NEUTRAL		0- 0		0- 0		0- 0								
RPI S	Opponent		Score		RPI S	Opponent		Score		RPI S	Opponent		Score		RPI S	Opponent		Score		
3 A	Washington		0	3	32 H	CSUN		1	3	56 A	Wyoming		0	3	108 A	Central Ark.		3	1	
14 A	Colorado St.		1	3	32 H	CSUN		2	3	69 A	Seton Hall		3	1	135 A	San Diego St.		3	0	
					38 H	Western Ky.		3	0	99 H	New Mexico		3	0	147 N	UC Davis		3	0	
															154 A	Seattle		3	0	
															211 A	Fresno St.		3	1	
															211 H	Fresno St.		3	0	
															212 H	Air Force		3	1	
															222 H	Southern Utah		3	0	
															240 N	Siena		3	0	
															251 A	Nevada		3	0	
															283 H	UC Riverside		3	1	
															283 H	UC Riverside		3	0	
															284 N	Cornell		3	0	
															313 A	San Jose St.		3	0	
															319 N	New Orleans		3	0	
															331 N	Grambling		3	0	
				LAST 10 GAMES																
															211 A	Fresno St.		3	1	
															135 A	San Diego St.		3	0	
															251 A	Nevada		3	0	
															313 A	San Jose St.		3	0	
															99 H	New Mexico		3	0	
															212 H	Air Force		3	1	
															56 A	Wyoming		0	3	
															14 A	Colorado St.		1	3	
															211 H	Fresno St.		3	0	
															222 H	Southern Utah		3	0	

Non-Div. I Games:

UNLV



Average RPI Win: 171		WON-LOST	WINNING	LAST 10	STRENGTH OF		OPP. STRENGTH	TEAM	ADJ		CONF.	ADJ CONF.	
Average RPI Loss: 82		RECORD	PCT. RANK	GAMES	SCHEDULE		OF SCHEDULE	RPI	RPI		RPI	RPI	
DIV. I ONLY		13- 8	.61905	112	65		112	70	.56803		64	7	
DIV. I NON-CONF.		8- 3	.72727	65	92		136	57	.58575		57	8	
TOTALS		RPI 1-25	RPI 26-50		W-L RECORDS		RPI 51-100		RPI 101-150		RPI 150+		
13- 8	0- 0	1- 3		OVERALL		1- 2		3- 2		8- 1			
6- 2	0- 0	1- 1		HOME		0- 0		1- 0		4- 1			
3- 4	0- 0	0- 1		AWAY		0- 2		1- 1		2- 0			
4- 2	0- 0	0- 1		NEUTRAL		1- 0		1- 1		2- 0			
8- 3	0- 0	0- 2		NON-CONFERENCE		1- 0		2- 1		5- 0			
2- 0	0- 0	0- 0		HOME		0- 0		0- 0		2- 0			
2- 1	0- 0	0- 1		AWAY		0- 0		1- 0		1- 0			
4- 2	0- 0	0- 1		NEUTRAL		1- 0		1- 1		2- 0			
5- 5	0- 0	1- 1		CONFERENCE		0- 2		1- 1		3- 1			
4- 2	0- 0	1- 1		HOME		0- 0		1- 0		2- 1			
1- 3	0- 0	0- 0		AWAY		0- 2		0- 1		1- 0			
0- 0	0- 0	0- 0		NEUTRAL		0- 0		0- 0		0- 0			
RPI S	Opponent	Score		RPI S	Opponent	Score		RPI S	Opponent	Score			
		26 H	UCF	1	3	72 A	Memphis	2	3	108 A	Central Ark.	3	0
		28 N	Iowa St.	1	3	90 A	Temple	1	3	115 A	Cincinnati	0	3
		47 H	SMU	3	1	94 N	Milwaukee	3	0	116 N	Northern Ariz.	1	3
		48 A	Minnesota	1	3					117 N	Boise St.	3	2
										148 H	Houston	3	2
										157 H	South Fla.	1	3
										173 A	UConn	3	0
										181 H	Oral Roberts	3	1
										184 H	East Carolina	3	0
										186 H	Tulane	3	1
										202 A	Houston Baptist	3	0
										235 N	Chattanooga	3	1
										269 H	McNeese St.	3	0
										273 N	La.-Monroe	3	0
LAST 10 GAMES													
		90 A	Temple	1	3	186 H	Tulane	3	1				
		173 A	UConn	3	0	115 A	Cincinnati	0	3				
		184 H	East Carolina	3	0	72 A	Memphis	2	3				
		47 H	SMU	3	1	26 H	UCF	1	3				
		148 H	Houston	3	2	157 H	South Fla.	1	3				

Non-Div. I Games:

Tulsa



Average RPI Win: 150		WON-LOST RECORD		WINNING PCT. RANK		LAST 10 GAMES		STRENGTH OF SCHEDULE		OPP. STRENGTH OF SCHEDULE		TEAM RPI		ADJ RPI		CONF. RPI		ADJ CONF. RPI	
DIV. I ONLY		11- 11		.5 165		5- 5		33		40		65		.56782 65		5		5	
DIV. I NON-CONF.		6- 7		.46154 183		0- 1		42		81		99		.54322 102		5		5	
TOTALS		RPI 1-25		RPI 26-50		W-L RECORDS		RPI 51-100		RPI 101-150		RPI 150+							
11- 11		1- 5		1- 3		OVERALL		1- 1		3- 0		5- 2							
8- 4		0- 1		1- 1		HOME		1- 1		2- 0		4- 1							
1- 5		1- 4		0- 1		AWAY		0- 0		0- 0		0- 0							
2- 2		0- 0		0- 1		NEUTRAL		0- 0		1- 0		1- 1							
6- 7		0- 2		1- 2		NON-CONFERENCE		0- 1		2- 0		3- 2							
4- 3		0- 0		1- 1		HOME		0- 1		1- 0		2- 1							
0- 2		0- 2		0- 0		AWAY		0- 0		0- 0		0- 0							
2- 2		0- 0		0- 1		NEUTRAL		0- 0		1- 0		1- 1							
5- 4		1- 3		0- 1		CONFERENCE		1- 0		1- 0		2- 0							
4- 1		0- 1		0- 0		HOME		1- 0		1- 0		2- 0							
1- 3		1- 2		0- 1		AWAY		0- 0		0- 0		0- 0							
0- 0		0- 0		0- 0		NEUTRAL		0- 0		0- 0		0- 0							
RPI	S	Opponent		Score		RPI	S	Opponent		Score		RPI	S	Opponent		Score			
8	A	Florida		0	3	26	N	UCF		0	3	62	H	Ole Miss		3	0		
10	H	Kentucky		0	3	29	A	Alabama		1	3	84	H	South Dakota		2	3		
16	A	Kansas St.		0	3	46	H	Michigan		3	2			Georgia		3	2		
18	A	Texas A&M		3	1	47	H	SMU		2	3			Stephen F. Austin		3	0		
22	A	Kansas		1	3									North Texas		3	1		
25	A	LSU		2	3									Cleveland St.		3	0		
														Oral Roberts		2	3		
														Tennessee		3	0		
														Middle Tenn.		2	3		
														Stony Brook		3	0		
														Mississippi St.		3	0		
														Tennessee St.		3	0		
LAST 10 GAMES																			
29	A	Alabama		1	3	62	H	Ole Miss		3	0								
10	H	Kentucky		0	3	25	A	LSU		2	3								
8	A	Florida		0	3	247	H	Mississippi St.		3	0								
18	A	Texas A&M		3	1	208	H	Tennessee		3	0								
124	H	Georgia		3	2	22	A	Kansas		1	3								

Non-Div. I Games:

Arkansas



Average RPI Win:	167	WON-LOST RECORD	WINNING PCT. RANK	LAST 10 GAMES	STRENGTH OF SCHEDULE	OPP. STRENGTH OF SCHEDULE	TEAM RPI	ADJ RPI	CONF. RPI	ADJ CONF. RPI	
DIV. I ONLY		16- 7	.69565 69	8- 2	128	89	74	.5672 66	9	9	
DIV. I NON-CONF.		8- 4	.66667 91	0- 0	153	74	97	.55059 94	9	9	
-----											
TOTALS	RPI 1-25	RPI 26-50		W-L RECORDS		RPI 51-100		RPI 101-150		RPI 150+	
16- 7	0- 1	1- 2		OVERALL		4- 1		3- 2		8- 1	
3- 1	0- 0	1- 0		HOME		0- 1		1- 0		1- 0	
7- 4	0- 1	0- 2		AWAY		3- 0		1- 1		3- 0	
6- 2	0- 0	0- 0		NEUTRAL		1- 0		1- 1		4- 1	
8- 4	0- 1	0- 1		NON-CONFERENCE		2- 0		1- 1		5- 1	
0- 0	0- 0	0- 0		HOME		0- 0		0- 0		0- 0	
2- 2	0- 1	0- 1		AWAY		1- 0		0- 0		1- 0	
6- 2	0- 0	0- 0		NEUTRAL		1- 0		1- 1		4- 1	
8- 3	0- 0	1- 1		CONFERENCE		2- 1		2- 1		3- 0	
3- 1	0- 0	1- 0		HOME		0- 1		1- 0		1- 0	
5- 2	0- 0	0- 1		AWAY		2- 0		1- 1		2- 0	
0- 0	0- 0	0- 0		NEUTRAL		0- 0		0- 0		0- 0	
RPI S	Opponent	Score		RPI S	Opponent	Score		RPI S	Opponent	Score	
10 A	Kentucky	0 3		27 H	Marquette	3 2		101 N	Wichita St.	2 3	
				33 A	Colorado	1 3		128 N	Idaho St.	3 1	
				40 A	Creighton	1 3		140 A	St. John's (NY)	0 3	
								87 A	Indiana	3 0	
								96 N	Virginia Tech	3 1	
								150 A	Villanova	3 0	
								150 H	Villanova	3 0	
								155 N	Buffalo	1 3	
								174 A	Georgetown	3 1	
								177 N	Marshall	3 0	
								218 N	Green Bay	3 1	
								231 A	Central Mich.	3 0	
								245 N	Robert Morris	3 0	
								268 N	Western Ill.	3 2	
								294 H	DePaul	3 0	
								305 A	Providence	3 0	
				LAST 10 GAMES							
				69 A	Seton Hall	3 0		140 A	St. John's (NY)	0 3	
				150 A	Villanova	3 0		294 H	DePaul	3 0	
				52 A	Xavier	3 2		150 H	Villanova	3 0	
				27 H	Marquette	3 2		69 H	Seton Hall	0 3	
				305 A	Providence	3 0		174 A	Georgetown	3 1	

Non-Div. I Games:

Butler



Average RPI Win: 193		WON-LOST RECORD		WINNING PCT. RANK		LAST 10 GAMES		STRENGTH OF SCHEDULE		OPP. STRENGTH OF SCHEDULE		TEAM RPI		ADJ RPI		CONF. RPI		ADJ CONF. RPI	
DIV. I ONLY		15- 7		.68182 73		5- 5		104		92		64		.56663 67		5 5			
DIV. I NON-CONF.		10- 3		.76923 50		0- 1		191		182		90		.55454 90		5 5			
TOTALS		RPI 1-25		RPI 26-50		W-L RECORDS		RPI 51-100		RPI 101-150		RPI 150+							
15- 7		0- 3		0- 1		OVERALL		2- 3		2- 0		11- 0							
9- 3		0- 3		0- 0		HOME		1- 0		2- 0		6- 0							
4- 2		0- 0		0- 1		AWAY		1- 1		0- 0		3- 0							
2- 2		0- 0		0- 0		NEUTRAL		0- 2		0- 0		2- 0							
10- 3		0- 0		0- 0		NON-CONFERENCE		0- 3		1- 0		9- 0							
6- 0		0- 0		0- 0		HOME		0- 0		1- 0		5- 0							
2- 1		0- 0		0- 0		AWAY		0- 1		0- 0		2- 0							
2- 2		0- 0		0- 0		NEUTRAL		0- 2		0- 0		2- 0							
5- 4		0- 3		0- 1		CONFERENCE		2- 0		1- 0		2- 0							
3- 3		0- 3		0- 0		HOME		1- 0		1- 0		1- 0							
2- 1		0- 0		0- 1		AWAY		1- 0		0- 0		1- 0							
0- 0		0- 0		0- 0		NEUTRAL		0- 0		0- 0		0- 0							
RPI S	Opponent	Score		RPI S	Opponent	Score		RPI S	Opponent	Score		RPI S	Opponent	Score					
8 H	Florida	1	3	29 A	Alabama	1	3	62 H	Ole Miss	3	2	103 H	Georgia Tech	3	1				
10 H	Kentucky	1	3					76 A	Coastal Caro.	0	3	110 H	Missouri	3	1				
18 H	Texas A&M	2	3					77 N	Clemson	1	3	161 A	Winthrop	3	0				
								82 A	Auburn	3	2	167 H	Eastern Ky.	3	2				
								87 N	Furman	2	3	180 H	Jacksonville	3	1				
												197 A	Campbell	3	0				
												203 N	North Florida	3	1				
												234 H	Gardner-Webb	3	0				
												247 A	Mississippi St.	3	0				
												247 H	Mississippi St.	3	1				
												277 N	Elon	3	0				
												312 H	Citadel	3	0				
												315 H	Norfolk St.	3	0				
LAST 10 GAMES																			
110 H	Missouri	3	1	29 A	Alabama	1	3	82 A	Auburn	3	2								
247 H	Mississippi St.	3	1					247 A	Mississippi St.	3	0								
76 A	Coastal Caro.	0	3					10 H	Kentucky	1	3								
18 H	Texas A&M	2	3					62 H	Ole Miss	3	2								
8 H	Florida	1	3																

Non-Div. I Games:

South Carolina



Average RPI Win:		157	WON-LOST		WINNING		LAST 10		STRENGTH OF		OPP. STRENGTH		TEAM	ADJ		CONF.	ADJ CONF.
Average RPI Loss:		21	RECORD		PCT. RANK		GAMES		SCHEDULE		OF SCHEDULE		RPI	RPI		RPI	RPI
DIV. I ONLY			10- 12		.45455 189		1- 9		30		19		73	.56633 68		1	1
DIV. I NON-CONF.			9- 3		.75 55		0- 0		125		67		68	.57929 65		1	1
TOTALS		RPI 1-25		RPI 26-50		W-L RECORDS		RPI 51-100		RPI 101-150		RPI 150+					
10- 12		0- 7		0- 4		OVERALL		2- 1		1- 0		7- 0					
3- 4		0- 2		0- 2		HOME		1- 0		1- 0		1- 0					
2- 6		0- 4		0- 2		AWAY		0- 0		0- 0		2- 0					
5- 2		0- 1		0- 0		NEUTRAL		1- 1		0- 0		4- 0					
9- 3		0- 1		0- 1		NON-CONFERENCE		1- 1		1- 0		7- 0					
2- 1		0- 0		0- 1		HOME		0- 0		1- 0		1- 0					
2- 0		0- 0		0- 0		AWAY		0- 0		0- 0		2- 0					
5- 2		0- 1		0- 0		NEUTRAL		1- 1		0- 0		4- 0					
1- 9		0- 6		0- 3		CONFERENCE		1- 0		0- 0		0- 0					
1- 3		0- 2		0- 1		HOME		1- 0		0- 0		0- 0					
0- 6		0- 4		0- 2		AWAY		0- 0		0- 0		0- 0					
0- 0		0- 0		0- 0		NEUTRAL		0- 0		0- 0		0- 0					
RPI	S	Opponent		Score		RPI	S	Opponent		Score		RPI	S	Opponent		Score	
1	A	Stanford		0 3		31	A	Arizona St.		2 3		55	H	Utah		3 0	
3	A	Washington		0 3		33	H	Colorado		0 3		56	N	Wyoming		0 3	
7	A	Oregon		1 3		35	A	Oregon St.		1 3		96	N	Virginia Tech		3 0	
9	N	Illinois		0 3		37	H	Loyola Marymount		1 3							
13	H	Southern California		2 3													
15	H	UCLA		1 3													
17	A	Arizona		1 3													

Non-Div. I Games:

Washington St.



Average RPI Win:	191	WON-LOST	WINNING	LAST 10	STRENGTH OF	OPP. STRENGTH	TEAM	ADJ	CONF.	ADJ CONF.	
Average RPI Loss:	53	RECORD	PCT. RANK	GAMES	SCHEDULE	OF SCHEDULE	RPI	RPI	RPI	RPI	
DIV. I ONLY	19- 6	.76	46	7- 3	172	118	69	.56596	69	9	9
DIV. I NON-CONF.	11- 3	.78571	45	1- 0	225	159	96	.54964	95	9	9
<hr/>											
TOTALS	RPI 1-25	RPI 26-50		W-L RECORDS		RPI 51-100		RPI 101-150		RPI 150+	
19- 6	0- 0	1- 2		OVERALL		3- 4		2- 0		13- 0	
10- 3	0- 0	1- 0		HOME		0- 3		1- 0		8- 0	
5- 3	0- 0	0- 2		AWAY		2- 1		1- 0		2- 0	
4- 0	0- 0	0- 0		NEUTRAL		1- 0		0- 0		3- 0	
<hr/>											
11- 3	0- 0	0- 1		NON-CONFERENCE		1- 2		0- 0		10- 0	
6- 1	0- 0	0- 0		HOME		0- 1		0- 0		6- 0	
1- 2	0- 0	0- 1		AWAY		0- 1		0- 0		1- 0	
4- 0	0- 0	0- 0		NEUTRAL		1- 0		0- 0		3- 0	
<hr/>											
8- 3	0- 0	1- 1		CONFERENCE		2- 2		2- 0		3- 0	
4- 2	0- 0	1- 0		HOME		0- 2		1- 0		2- 0	
4- 1	0- 0	0- 1		AWAY		2- 0		1- 0		1- 0	
0- 0	0- 0	0- 0		NEUTRAL		0- 0		0- 0		0- 0	
<hr/>											
RPI S	Opponent	Score	RPI S	Opponent	Score	RPI S	Opponent	Score	RPI S	Opponent	Score
			27 A	Marquette	1 3	52 A	Xavier	3 1	140 H	St. John's (NY)	3 2
			39 A	Miami (FL)	0 3	52 H	Xavier	2 3	150 A	Villanova	3 1
			40 H	Creighton	3 2	63 H	UNLV	1 3	170 H	Rutgers	3 0
						66 A	Butler	3 0	174 H	Georgetown	3 1
						66 H	Butler	0 3	178 H	Dartmouth	3 0
						70 N	FGCU	3 2	183 N	Florida A&M	3 1
						71 A	West Virginia	0 3	214 H	Middle Tenn.	3 2
									230 A	Stony Brook	3 0
									240 H	Siena	3 0
									250 N	Montana	3 0
									284 H	Cornell	3 0
									294 A	DePaul	3 0
									297 N	Saint Francis (PA)	3 0
									298 H	Fordham	3 0
									305 H	Providence	3 0
			LAST 10 GAMES								
			66 H	Butler	0 3	174 H	Georgetown	3 1			
			52 H	Xavier	2 3	40 H	Creighton	3 2			
			230 A	Stony Brook	3 0	52 A	Xavier	3 1			
			27 A	Marquette	1 3	66 A	Butler	3 0			
			294 A	DePaul	3 0	140 H	St. John's (NY)	3 2			

Non-Div. I Games:

Seton Hall



**F  
G  
C  
U**

FGCU



Average RPI Win:		196	WON-LOST RECORD		WINNING PCT. RANK		LAST 10 GAMES		STRENGTH OF SCHEDULE		OPP. STRENGTH OF SCHEDULE		TEAM RPI		ADJ RPI		CONF. RPI		ADJ CONF. RPI	
DIV. I ONLY			13- 9		.59091 127		3- 7		55		68		62		.56496 71		2		2	
DIV. I NON-CONF.			10- 4		.71429 74		0- 2		150		164		94		.54902 96		3		3	
TOTALS		RPI 1-25		RPI 26-50		W-L RECORDS		RPI 51-100		RPI 101-150		RPI 150+								
13- 9		0- 7		0- 1		OVERALL		3- 0		1- 0		9- 1								
7- 5		0- 5		0- 0		HOME		1- 0		1- 0		5- 0								
4- 4		0- 2		0- 1		AWAY		2- 0		0- 0		2- 1								
2- 0		0- 0		0- 0		NEUTRAL		0- 0		0- 0		2- 0								
10- 4		0- 3		0- 0		NON-CONFERENCE		1- 0		0- 0		9- 1								
6- 1		0- 1		0- 0		HOME		1- 0		0- 0		5- 0								
2- 3		0- 2		0- 0		AWAY		0- 0		0- 0		2- 1								
2- 0		0- 0		0- 0		NEUTRAL		0- 0		0- 0		2- 0								
3- 5		0- 4		0- 1		CONFERENCE		2- 0		1- 0		0- 0								
1- 4		0- 4		0- 0		HOME		0- 0		1- 0		0- 0								
2- 1		0- 0		0- 1		AWAY		2- 0		0- 0		0- 0								
0- 0		0- 0		0- 0		NEUTRAL		0- 0		0- 0		0- 0								
RPI	S	Opponent		Score		RPI	S	Opponent		Score		RPI	S	Opponent		Score				
4	H	Texas		2 3		28	A	Iowa St.		1 3		58	A	Baylor		3 1				
6	A	North Carolina		0 3								69	H	Seton Hall		3 0				
16	H	Kansas St.		2 3								79	A	Texas Tech		3 1				
19	A	Duke		1 3																
21	H	Oklahoma		1 3																
22	H	Kansas		1 3																
23	H	BYU		0 3																

Non-Div. I Games:

West Virginia



Average RPI Win:	188	WON-LOST	WINNING	LAST 10	STRENGTH OF	OPP. STRENGTH	TEAM	ADJ	CONF.	ADJ CONF.	
Average RPI Loss:	97	RECORD	PCT. RANK	GAMES	SCHEDULE	OF SCHEDULE	RPI	RPI	RPI	RPI	
DIV. I ONLY		18- 6	.75 48	8- 2	144	132	63	.56459	72	7	7
DIV. I NON-CONF.		10- 4	.71429 74	0- 0	224	186	118	.52599	126	8	8
<hr/>											
TOTALS	RPI 1-25	RPI 26-50		W-L RECORDS		RPI 51-100		RPI 101-150		RPI 150+	
18- 6	0- 0	1- 2		OVERALL		2- 2		2- 1		13- 1	
4- 3	0- 0	1- 1		HOME		1- 2		0- 0		2- 0	
8- 1	0- 0	0- 0		AWAY		1- 0		2- 1		5- 0	
6- 2	0- 0	0- 1		NEUTRAL		0- 0		0- 0		6- 1	
<hr/>											
10- 4	0- 0	0- 1		NON-CONFERENCE		0- 2		1- 0		9- 1	
1- 2	0- 0	0- 0		HOME		0- 2		0- 0		1- 0	
3- 0	0- 0	0- 0		AWAY		0- 0		1- 0		2- 0	
6- 2	0- 0	0- 1		NEUTRAL		0- 0		0- 0		6- 1	
<hr/>											
8- 2	0- 0	1- 1		CONFERENCE		2- 0		1- 1		4- 0	
3- 1	0- 0	1- 1		HOME		1- 0		0- 0		1- 0	
5- 1	0- 0	0- 0		AWAY		1- 0		1- 1		3- 0	
0- 0	0- 0	0- 0		NEUTRAL		0- 0		0- 0		0- 0	
<hr/>											
RPI S	Opponent	Score	RPI S	Opponent	Score	RPI S	Opponent	Score	RPI S	Opponent	Score
			26 H	UCF	2 3	62 H	Ole Miss	2 3	115 A	Cincinnati	3 1
			29 N	Alabama	2 3	64 H	Tulsa	3 2	119 A	Saint Louis	3 1
			47 H	SMU	3 0	90 A	Temple	3 1	148 A	Houston	1 3
						92 H	Arkansas St.	2 3	157 H	South Fla.	3 0
									173 A	UConn	3 1
									184 A	East Carolina	3 2
									186 A	Tulane	3 0
									195 N	South Ala.	3 0
									208 A	Tennessee	3 1
									223 N	Southeast Mo. St.	1 3
									247 A	Mississippi St.	3 2
									249 H	UT Martin	3 0
									255 N	Northwestern St.	3 0
									266 N	Austin Peay	3 1
									270 N	Montana St.	3 0
									272 N	Nicholls St.	3 0
									289 N	Mercer	3 1
<hr/>											
			LAST 10 GAMES								
			184 A	East Carolina	3 2	173 A	UConn	3 1			
			115 A	Cincinnati	3 1	47 H	SMU	3 0			
			157 H	South Fla.	3 0	64 H	Tulsa	3 2			
			26 H	UCF	2 3	148 A	Houston	1 3			
			90 A	Temple	3 1	186 A	Tulane	3 0			

Non-Div. I Games:

Memphis



Average RPI Win:	186	WON-LOST RECORD	WINNING PCT. RANK	LAST 10 GAMES	STRENGTH OF SCHEDULE	OPP. STRENGTH OF SCHEDULE	TEAM RPI	ADJ RPI	CONF. RPI	ADJ CONF. RPI	
DIV. I ONLY		16- 7	.69565 69	9- 1	142	66	79	.56448	73	12	12
DIV. I NON-CONF.		7- 5	.58333 131	1- 0	64	38	71	.57546	70	11	11
<hr/>											
TOTALS	RPI 1-25	RPI 26-50		W-L RECORDS	RPI 51-100		RPI 101-150		RPI 150+		
16- 7	0- 2	1- 2		OVERALL	1- 2		3- 1		11- 0		
8- 3	0- 0	0- 2		HOME	1- 1		1- 0		6- 0		
5- 3	0- 2	0- 0		AWAY	0- 1		1- 0		4- 0		
3- 1	0- 0	1- 0		NEUTRAL	0- 0		1- 1		1- 0		
<hr/>											
7- 5	0- 2	1- 1		NON-CONFERENCE	1- 1		1- 1		4- 0		
3- 1	0- 0	0- 1		HOME	1- 0		0- 0		2- 0		
1- 3	0- 2	0- 0		AWAY	0- 1		0- 0		1- 0		
3- 1	0- 0	1- 0		NEUTRAL	0- 0		1- 1		1- 0		
<hr/>											
9- 2	0- 0	0- 1		CONFERENCE	0- 1		2- 0		7- 0		
5- 2	0- 0	0- 1		HOME	0- 1		1- 0		4- 0		
4- 0	0- 0	0- 0		AWAY	0- 0		1- 0		3- 0		
0- 0	0- 0	0- 0		NEUTRAL	0- 0		0- 0		0- 0		
<hr/>											
RPI S	Opponent	Score	RPI S	Opponent	Score	RPI S	Opponent	Score	RPI S	Opponent	Score
5 A	Wisconsin	1 3	38 H	Western Ky.	0 3	55 A	Utah	2 3	101 H	Wichita St.	3 2
16 A	Kansas St.	2 3	39 N	Miami (FL)	3 0	85 H	UNI	2 3	122 N	Ball St.	3 2
			45 H	Illinois St.	0 3	94 H	Milwaukee	3 0	134 N	New Mexico St.	0 3
									136 A	Southern Ill.	3 0
									166 H	Indiana St.	3 2
									168 A	Loyola Chicago	3 2
									168 H	Loyola Chicago	3 0
									181 H	Oral Roberts	3 1
									205 H	Drake	3 0
									223 A	Southeast Mo. St.	3 0
									254 H	Incarnate Word	3 0
									259 A	Evansville	3 0
									270 N	Montana St.	3 0
									296 A	Bradley	3 0
									296 H	Bradley	3 1
<hr/>											
LAST 10 GAMES											
168 H Loyola Chicago						101 H Wichita St.					
296 H Bradley						85 H UNI					
136 A Southern Ill.						205 H Drake					
259 A Evansville						296 A Bradley					
223 A Southeast Mo. St.						168 A Loyola Chicago					

**Non-Div. I Games:**

Missouri St.



Average RPI Win:	239	WON-LOST RECORD	WINNING PCT. RANK	LAST 10 GAMES	STRENGTH OF SCHEDULE	OPP. STRENGTH OF SCHEDULE	TEAM RPI	ADJ RPI	CONF. RPI	ADJ CONF. RPI	
DIV. I ONLY		18- 4	.81818 19	10- 0	203	202	71	.56382 74	27	27	
DIV. I NON-CONF.		9- 4	.69231 85	1- 0	83	84	60	.58144 62	27	27	
<hr/>											
TOTALS	RPI 1-25	RPI 26-50		W-L RECORDS	RPI 51-100		RPI 101-150		RPI 150+		
18- 4	0- 3	0- 1		OVERALL	0- 0		1- 0		17- 0		
9- 2	0- 1	0- 1		HOME	0- 0		0- 0		9- 0		
6- 0	0- 0	0- 0		AWAY	0- 0		1- 0		5- 0		
3- 2	0- 2	0- 0		NEUTRAL	0- 0		0- 0		3- 0		
<hr/>											
9- 4	0- 3	0- 1		NON-CONFERENCE	0- 0		1- 0		8- 0		
3- 2	0- 1	0- 1		HOME	0- 0		0- 0		3- 0		
3- 0	0- 0	0- 0		AWAY	0- 0		1- 0		2- 0		
3- 2	0- 2	0- 0		NEUTRAL	0- 0		0- 0		3- 0		
<hr/>											
9- 0	0- 0	0- 0		CONFERENCE	0- 0		0- 0		9- 0		
6- 0	0- 0	0- 0		HOME	0- 0		0- 0		6- 0		
3- 0	0- 0	0- 0		AWAY	0- 0		0- 0		3- 0		
0- 0	0- 0	0- 0		NEUTRAL	0- 0		0- 0		0- 0		
<hr/>											
RPI S	Opponent	Score		RPI S	Opponent	Score		RPI S	Opponent	Score	
2 H	Florida St.	2	3	27 H	Marquette	0	3	150 A	Villanova	3 0	
11 N	Penn St.	1	3					162 N	Princeton	3 1	
22 N	Kansas	1	3					170 A	Rutgers	3 1	
								174 H	Georgetown	3 0	
								182 N	Howard	3 1	
								201 H	Colgate	3 0	
								215 A	Army	3 2	
								216 H	Lehigh	3 0	
								229 H	Navy	3 0	
								244 H	Coppin St.	3 0	
								260 N	Akron	3 0	
								264 A	George Mason	3 0	
								281 A	Holy Cross	3 0	
								303 H	UMES	3 0	
								304 H	Bucknell	3 0	
								307 H	Lafayette	3 0	
								323 A	Loyola Maryland	3 0	
								323 H	Loyola Maryland	3 0	
				LAST 10 GAMES							
				323 H	Loyola Maryland	3 0	215 A	Army	3 2		
				229 H	Navy	3 0	281 A	Holy Cross	3 0		
				201 H	Colgate	3 0	303 H	UMES	3 0		
				216 H	Lehigh	3 0	307 H	Lafayette	3 0		
				323 A	Loyola Maryland	3 0	304 H	Bucknell	3 0		

Non-Div. I Games:

American



Average RPI Win: 210		WON-LOST RECORD		WINNING PCT. RANK		LAST 10 GAMES		STRENGTH OF SCHEDULE		OPP. STRENGTH OF SCHEDULE		TEAM RPI		ADJ RPI		CONF. RPI		ADJ CONF. RPI	
Average RPI Loss: 83																			
DIV. I ONLY		20- 5		.8 28		8- 2		193		173		75		.56291 75		11		11	
DIV. I NON-CONF.		10- 2		.83333 32		0- 0		265		230		100		.5436 101		12		12	
TOTALS		RPI 1-25		RPI 26-50		W-L RECORDS		RPI 51-100		RPI 101-150		RPI 150+							
20- 5		0- 0		0- 1		OVERALL		3- 3		3- 1		14- 0							
12- 2		0- 0		0- 0		HOME		3- 2		2- 0		7- 0							
5- 3		0- 0		0- 1		AWAY		0- 1		0- 1		5- 0							
3- 0		0- 0		0- 0		NEUTRAL		0- 0		1- 0		2- 0							
10- 2		0- 0		0- 0		NON-CONFERENCE		1- 2		1- 0		8- 0							
5- 2		0- 0		0- 0		HOME		1- 2		0- 0		4- 0							
2- 0		0- 0		0- 0		AWAY		0- 0		0- 0		2- 0							
3- 0		0- 0		0- 0		NEUTRAL		0- 0		1- 0		2- 0							
10- 3		0- 0		0- 1		CONFERENCE		2- 1		2- 1		6- 0							
7- 0		0- 0		0- 0		HOME		2- 0		2- 0		3- 0							
3- 3		0- 0		0- 1		AWAY		0- 1		0- 1		3- 0							
0- 0		0- 0		0- 0		NEUTRAL		0- 0		0- 0		0- 0							
RPI S	Opponent	Score		RPI S	Opponent	Score		RPI S	Opponent	Score		RPI S	Opponent	Score					
				42 A	UALR	1 3		58 H	Baylor	1 3		131 H	La.-Lafayette	3 1					
								61 H	Appalachian St.	3 0		139 A	Texas St.	2 3					
								70 H	FGCU	3 1		139 H	Texas St.	3 0					
								86 H	Denver	2 3		148 N	Houston	3 0					
								92 A	Arkansas St.	1 3		195 A	South Ala.	3 0					
								92 H	Arkansas St.	3 2		198 H	Ga. Southern	3 1					
												202 H	Houston Baptist	3 0					
												226 A	Troy	3 1					
												226 H	Troy	3 2					
												254 H	Incarnate Word	3 0					
												257 N	Louisiana Tech	3 0					
												262 H	Texas Southern	3 1					
												269 A	McNeese St.	3 1					
												273 A	La.-Monroe	3 0					
												273 H	La.-Monroe	3 0					
												299 A	Abilene Christian	3 0					
												314 H	Jackson St.	3 0					
												314 N	Jackson St.	3 0					
LAST 10 GAMES																			
273 A La.-Monroe				3 0				195 A South Ala.				3 0							
198 H Ga. Southern				3 1				139 H Texas St.				3 0							
226 A Troy				3 1				92 A Arkansas St.				1 3							
92 H Arkansas St.				3 2				42 A UALR				1 3							
61 H Appalachian St.				3 0				273 H La.-Monroe				3 0							

Non-Div. I Games:

Texas-Arlington



Average RPI Win:	203	WON-LOST RECORD	WINNING PCT. RANK	LAST 10 GAMES	STRENGTH OF SCHEDULE	OPP. STRENGTH OF SCHEDULE	TEAM RPI	ADJ RPI	CONF. RPI	ADJ CONF. RPI	
DIV. I ONLY	18- 5	.78261	32	8- 2	161	206	68	.56228	76	20	22
DIV. I NON-CONF.	11- 3	.78571	45	1- 0	159	157	77	.56588	81	22	22
<hr/>											
TOTALS	RPI 1-25	RPI 26-50		W-L RECORDS	RPI 51-100		RPI 101-150		RPI 150+		
18- 5	0- 0	0- 0		OVERALL	1- 1		3- 2		14- 2		
7- 2	0- 0	0- 0		HOME	1- 0		2- 1		4- 1		
7- 2	0- 0	0- 0		AWAY	0- 1		0- 1		7- 0		
4- 1	0- 0	0- 0		NEUTRAL	0- 0		1- 0		3- 1		
<hr/>											
11- 3	0- 0	0- 0		NON-CONFERENCE	1- 1		2- 1		8- 1		
5- 0	0- 0	0- 0		HOME	1- 0		1- 0		3- 0		
2- 2	0- 0	0- 0		AWAY	0- 1		0- 1		2- 0		
4- 1	0- 0	0- 0		NEUTRAL	0- 0		1- 0		3- 1		
<hr/>											
7- 2	0- 0	0- 0		CONFERENCE	0- 0		1- 1		6- 1		
2- 2	0- 0	0- 0		HOME	0- 0		1- 1		1- 1		
5- 0	0- 0	0- 0		AWAY	0- 0		0- 0		5- 0		
0- 0	0- 0	0- 0		NEUTRAL	0- 0		0- 0		0- 0		
<hr/>											
RPI S	Opponent	Score	RPI S	Opponent	Score	RPI S	Opponent	Score	RPI S	Opponent	Score
						67 H	South Carolina	3 0	107 H	Liberty	1 3
						93 A	North Carolina St.	0 3	113 A	UNCW	1 3
						120 N Fla. Atlantic 3 2					
						132 H Col. of Charleston 3 1					
						133 H Radford 3 1					
						161 H Winthrop 1 3					
						180 A Jacksonville 3 0					
						182 N Howard 3 0					
						188 N Eastern Wash. 3 1					
						197 A Campbell 3 0					
						203 A North Florida 3 2					
						204 H Presbyterian 3 0					
						207 N Fairfield 2 3					
						208 H Tennessee 3 1					
						220 A High Point 3 1					
						227 N William & Mary 3 0					
						234 A Gardner-Webb 3 1					
						239 H Kennesaw St. 3 1					
						292 A UNC Asheville 3 0					
						301 A Charleston So. 3 1					
						323 H Loyola Maryland 3 0					

**Non-Div. I Games:**

Coastal Caro.



Average RPI Win: 192		WON-LOST RECORD		WINNING PCT. RANK		LAST 10 GAMES		STRENGTH OF SCHEDULE		OPP. STRENGTH OF SCHEDULE		TEAM RPI		ADJ RPI		CONF. RPI		ADJ CONF. RPI	
DIV. I ONLY		15- 7		.68182 73		4- 6		126		64		77		.56216 77		4		4	
DIV. I NON-CONF.		11- 2		.84615 29		0- 1		219		175		80		.56526 82		4		4	
TOTALS		RPI 1-25		RPI 26-50		W-L RECORDS		RPI 51-100		RPI 101-150		RPI 150+							
15- 7		0- 2		0- 3		OVERALL		3- 2		2- 0		10- 0							
9- 2		0- 1		0- 1		HOME		1- 0		1- 0		7- 0							
3- 4		0- 1		0- 2		AWAY		1- 1		0- 0		2- 0							
3- 1		0- 0		0- 0		NEUTRAL		1- 1		1- 0		1- 0							
11- 2		0- 0		0- 1		NON-CONFERENCE		1- 1		1- 0		9- 0							
7- 0		0- 0		0- 0		HOME		0- 0		0- 0		7- 0							
1- 1		0- 0		0- 1		AWAY		0- 0		0- 0		1- 0							
3- 1		0- 0		0- 0		NEUTRAL		1- 1		1- 0		1- 0							
4- 5		0- 2		0- 2		CONFERENCE		2- 1		1- 0		1- 0							
2- 2		0- 1		0- 1		HOME		1- 0		1- 0		0- 0							
2- 3		0- 1		0- 1		AWAY		1- 1		0- 0		1- 0							
0- 0		0- 0		0- 0		NEUTRAL		0- 0		0- 0		0- 0							
RPI	S	Opponent		Score	RPI	S	Opponent		Score	RPI	S	Opponent		Score	RPI	S	Opponent		Score
6	H	North Carolina		0 3	29	A	Alabama		1 3	57	A	Virginia		1 3	103	H	Georgia Tech		3 1
19	A	Duke		0 3	39	A	Miami (FL)		1 3	67	N	South Carolina		3 1	135	N	San Diego St.		3 0
					50	H	Pittsburgh		1 3	87	N	Furman		2 3	156	A	Notre Dame		3 0
										96	A	Virginia Tech		3 2	161	A	Winthrop		3 1
										96	H	Virginia Tech		3 2	226	H	Troy		3 1
															227	H	William & Mary		3 0
															236	N	FIU		3 0
															252	H	Tennessee St.		3 2
															265	H	USC Upstate		3 1
															266	H	Austin Peay		3 0
															292	H	UNC Asheville		3 0
															295	H	Wofford		3 0
LAST 10 GAMES																			
					96	A	Virginia Tech		3 2	96	H	Virginia Tech		3 2					
					19	A	Duke		0 3	6	H	North Carolina		0 3					
					50	H	Pittsburgh		1 3	39	A	Miami (FL)		1 3					
					156	A	Notre Dame		3 0	57	A	Virginia		1 3					
					103	H	Georgia Tech		3 1	29	A	Alabama		1 3					

Non-Div. I Games:

Clemson



UMKC				Through Games Of Oct. 26, 2014															
Average RPI Win: 213		WON-LOST RECORD		WINNING PCT. RANK		LAST 10 GAMES		STRENGTH OF SCHEDULE		OPP. STRENGTH OF SCHEDULE		TEAM RPI		ADJ RPI		CONF. RPI		ADJ CONF. RPI	
DIV. I ONLY		20- 3		.86957 10		10- 0		250		220		72		.56101 78		24		24	
DIV. I NON-CONF.		12- 3		.8 41		2- 0		157		158		70		.56956 77		23		24	
TOTALS		RPI 1-25		RPI 26-50		W-L RECORDS		RPI 51-100		RPI 101-150		RPI 150+							
20- 3		0- 1		0- 0		OVERALL		1- 0		5- 1		14- 1							
5- 0		0- 0		0- 0		HOME		0- 0		1- 0		4- 0							
9- 1		0- 1		0- 0		AWAY		1- 0		1- 0		7- 0							
6- 2		0- 0		0- 0		NEUTRAL		0- 0		3- 1		3- 1							
12- 3		0- 1		0- 0		NON-CONFERENCE		1- 0		4- 1		7- 1							
2- 0		0- 0		0- 0		HOME		0- 0		1- 0		1- 0							
4- 1		0- 1		0- 0		AWAY		1- 0		0- 0		3- 0							
6- 2		0- 0		0- 0		NEUTRAL		0- 0		3- 1		3- 1							
8- 0		0- 0		0- 0		CONFERENCE		0- 0		1- 0		7- 0							
3- 0		0- 0		0- 0		HOME		0- 0		0- 0		3- 0							
5- 0		0- 0		0- 0		AWAY		0- 0		1- 0		4- 0							
0- 0		0- 0		0- 0		NEUTRAL		0- 0		0- 0		0- 0							
RPI S	Opponent	Score		RPI S	Opponent	Score		RPI S	Opponent	Score		RPI S	Opponent	Score					
22 A	Kansas	1	3					70 A	FGCU	3	2	110 H	Missouri	3	1				
												120 N	Fla. Atlantic	3	1				
												134 A	New Mexico St.	3	2				
												137 N	Valparaiso	1	3				
												142 N	Stephen F. Austin	3	1				
												144 N	Miami (OH)	3	1				
												154 H	Seattle	3	1				
												190 N	North Dakota St.	3	2				
												205 N	Drake	2	3				
												209 H	Utah Valley	3	1				
												223 H	Southeast Mo. St.	3	1				
												231 N	Central Mich.	3	0				
												233 A	Omaha	3	2				
												242 A	Bakersfield	3	1				
												248 A	Grand Canyon	3	2				
												279 N	Alabama St.	3	0				
												290 A	South Dakota St.	3	0				
												296 A	Bradley	3	1				
												300 A	Tex.-Pan American	3	0				
												322 A	Chicago St.	3	0				
												322 H	Chicago St.	3	0				
				LAST 10 GAMES															
				322 H Chicago St. 3 0				154 H Seattle 3 1											
				322 A Chicago St. 3 0				209 H Utah Valley 3 1											
				300 A Tex.-Pan American 3 0				242 A Bakersfield 3 1											
				134 A New Mexico St. 3 2				248 A Grand Canyon 3 2											
				110 H Missouri 3 1				279 N Alabama St. 3 0											

Non-Div. I Games:

UMKC



Average RPI Win:		211	WON-LOST RECORD		WINNING PCT. RANK		LAST 10 GAMES		STRENGTH OF SCHEDULE		OPP. STRENGTH OF SCHEDULE		TEAM RPI		ADJ RPI		CONF. RPI		ADJ CONF. RPI	
DIV. I ONLY			15- 5		.75 48		5- 5		201		76		81		.55974 79		2		2	
DIV. I NON-CONF.			12- 0		1 1		2- 0		322		229		108		.53822 110		3		3	
TOTALS		RPI 1-25		RPI 26-50		W-L RECORDS		RPI 51-100		RPI 101-150		RPI 150+								
15- 5		0- 4		1- 0		OVERALL		1- 1		2- 0		11- 0								
8- 2		0- 1		1- 0		HOME		0- 1		2- 0		5- 0								
3- 3		0- 3		0- 0		AWAY		1- 0		0- 0		2- 0								
4- 0		0- 0		0- 0		NEUTRAL		0- 0		0- 0		4- 0								
12- 0		0- 0		0- 0		NON-CONFERENCE		0- 0		1- 0		11- 0								
6- 0		0- 0		0- 0		HOME		0- 0		1- 0		5- 0								
2- 0		0- 0		0- 0		AWAY		0- 0		0- 0		2- 0								
4- 0		0- 0		0- 0		NEUTRAL		0- 0		0- 0		4- 0								
3- 5		0- 4		1- 0		CONFERENCE		1- 1		1- 0		0- 0								
2- 2		0- 1		1- 0		HOME		0- 1		1- 0		0- 0								
1- 3		0- 3		0- 0		AWAY		1- 0		0- 0		0- 0								
0- 0		0- 0		0- 0		NEUTRAL		0- 0		0- 0		0- 0								
RPI	S	Opponent		Score		RPI	S	Opponent		Score		RPI	S	Opponent		Score				
4	A	Texas		0 3		28	H	Iowa St.		3 2		127	H	TCU		3 1				
16	H	Kansas St.		0 3								139	H	Texas St.		3 2				
21	A	Oklahoma		1 3								169	N	A&M-Corpus Christi		3 1				
22	A	Kansas		0 3								193	A	Cal St. Fullerton		3 0				
												212	H	Air Force		3 1				
												234	H	Gardner-Webb		3 0				
												254	H	Incarnate Word		3 0				
												276	H	Weber St.		3 2				
												278	N	Lamar		3 1				
												291	N	Sacred Heart		3 0				
												299	H	Abilene Christian		3 0				
												300	A	Tex.-Pan American		3 0				
												304	N	Bucknell		3 2				
LAST 10 GAMES																				
22	A	Kansas		0 3		58	A	Baylor		3 2										
28	H	Iowa St.		3 2		71	H	West Virginia		1 3										
21	A	Oklahoma		1 3		127	H	TCU		3 1										
4	A	Texas		0 3		212	H	Air Force		3 1										
16	H	Kansas St.		0 3		276	H	Weber St.		3 2										

**Non-Div. I Games:**

Texas Tech



Average RPI Win: 186		WON-LOST RECORD		WINNING PCT. RANK		LAST 10 GAMES		STRENGTH OF SCHEDULE		OPP. STRENGTH OF SCHEDULE		TEAM RPI		ADJ RPI		CONF. RPI		ADJ CONF. RPI	
DIV. I ONLY		18- 6		.75 48		8- 2		217		79		89		.5591 80		15		15	
DIV. I NON-CONF.		10- 4		.71429 74		0- 0		190		59		93		.55626 88		14		13	
TOTALS		RPI 1-25		RPI 26-50		W-L RECORDS		RPI 51-100		RPI 101-150		RPI 150+							
18- 6		0- 0		1- 1		OVERALL		0- 4		4- 1		13- 0							
9- 2		0- 0		0- 0		HOME		0- 1		2- 1		7- 0							
5- 4		0- 0		1- 1		AWAY		0- 3		1- 0		3- 0							
4- 0		0- 0		0- 0		NEUTRAL		0- 0		1- 0		3- 0							
10- 4		0- 0		1- 0		NON-CONFERENCE		0- 3		3- 1		6- 0							
5- 2		0- 0		0- 0		HOME		0- 1		2- 1		3- 0							
1- 2		0- 0		1- 0		AWAY		0- 2		0- 0		0- 0							
4- 0		0- 0		0- 0		NEUTRAL		0- 0		1- 0		3- 0							
8- 2		0- 0		0- 1		CONFERENCE		0- 1		1- 0		7- 0							
4- 0		0- 0		0- 0		HOME		0- 0		0- 0		4- 0							
4- 2		0- 0		0- 1		AWAY		0- 1		1- 0		3- 0							
0- 0		0- 0		0- 0		NEUTRAL		0- 0		0- 0		0- 0							
RPI S	Opponent	Score		RPI S	Opponent	Score		RPI S	Opponent	Score		RPI S	Opponent	Score					
				27 A	Marquette	3	1	54 H	Louisville	0	3	129 N	James Madison	3	1				
				38 A	Western Ky.	2	3	58 A	Baylor	1	3	131 H	La.-Lafayette	2	3				
								89 A	UTSA	2	3	142 H	Stephen F. Austin	3	1				
								93 A	North Carolina St.	2	3	146 A	North Texas	3	1				
												147 H	UC Davis	3	0				
												163 A	Southern Miss.	3	0				
												169 H	A&M-Corpus Christi	3	0				
												173 N	UConn	3	2				
												199 A	UTEP	3	0				
												199 H	UTEP	3	0				
												211 H	Fresno St.	3	0				
												213 H	Charlotte	3	0				
												214 A	Middle Tenn.	3	0				
												214 H	Middle Tenn.	3	1				
												218 N	Green Bay	3	0				
												241 H	UAB	3	0				
												262 H	Texas Southern	3	0				
												274 N	Toledo	3	0				
				LAST 10 GAMES															
				241 H UAB 3 0				213 H Charlotte 3 0											
				214 H Middle Tenn. 3 1				199 H UTEP 3 0											
				89 A UTSA 2 3				146 A North Texas 3 1											
				199 A UTEP 3 0				38 A Western Ky. 2 3											
				214 A Middle Tenn. 3 0				163 A Southern Miss. 3 0											

Non-Div. I Games:

Rice



Average RPI Win:	188	WON-LOST RECORD	WINNING PCT. RANK	LAST 10 GAMES	STRENGTH OF SCHEDULE	OPP. STRENGTH OF SCHEDULE	TEAM RPI	ADJ RPI	CONF. RPI	ADJ CONF. RPI	
Average RPI Loss:	63										
DIV. I ONLY	13- 10	.56522	142	7- 3	67	73	92	.55904	81	19	19
DIV. I NON-CONF.	7- 7	.5	162	1- 0	35	17	73	.57602	69	21	21
<hr/>											
TOTALS	RPI 1-25	RPI 26-50		W-L RECORDS	RPI 51-100		RPI 101-150		RPI 150+		
13- 10	0- 4	0- 2		OVERALL	2- 1		3- 1		8- 2		
6- 1	0- 0	0- 0		HOME	2- 0		1- 0		3- 1		
5- 5	0- 2	0- 1		AWAY	0- 0		1- 1		4- 1		
2- 4	0- 2	0- 1		NEUTRAL	0- 1		1- 0		1- 0		
<hr/>											
7- 7	0- 4	0- 2		NON-CONFERENCE	1- 1		2- 0		4- 0		
3- 0	0- 0	0- 0		HOME	1- 0		1- 0		1- 0		
2- 3	0- 2	0- 1		AWAY	0- 0		0- 0		2- 0		
2- 4	0- 2	0- 1		NEUTRAL	0- 1		1- 0		1- 0		
<hr/>											
6- 3	0- 0	0- 0		CONFERENCE	1- 0		1- 1		4- 2		
3- 1	0- 0	0- 0		HOME	1- 0		0- 0		2- 1		
3- 2	0- 0	0- 0		AWAY	0- 0		1- 1		2- 1		
0- 0	0- 0	0- 0		NEUTRAL	0- 0		0- 0		0- 0		
<hr/>											
RPI S	Opponent	Score		RPI S	Opponent	Score		RPI S	Opponent	Score	
6 A	North Carolina	0	3	27 N	Marquette	0	3	57 H	Virginia	3	2
10 N	Kentucky	0	3	44 A	Ohio	0	3	91 H	George Washington	3	0
14 A	Colorado St.	0	3					96 N	Virginia Tech	0	3
18 N	Texas A&M	2	3								

Non-Div. I Games:

VCU



**Non-Div. I Games:**

Auburn



Average RPI Win: 183		WON-LOST RECORD		WINNING PCT. RANK		LAST 10 GAMES		STRENGTH OF SCHEDULE		OPP. STRENGTH OF SCHEDULE		TEAM RPI		ADJ RPI		CONF. RPI		ADJ CONF. RPI	
DIV. I ONLY		13- 4		.76471 43		8- 2		175		166		78		.55819 83		18		18	
DIV. I NON-CONF.		7- 2		.77778 48		2- 0		189		114		82		.56714 79		18		18	
TOTALS		RPI 1-25		RPI 26-50		W-L RECORDS		RPI 51-100		RPI 101-150		RPI 150+							
13- 4		0- 0		1- 0		OVERALL		1- 1		2- 0		9- 3							
7- 2		0- 0		1- 0		HOME		1- 0		1- 0		4- 2							
5- 1		0- 0		0- 0		AWAY		0- 0		1- 0		4- 1							
1- 1		0- 0		0- 0		NEUTRAL		0- 1		0- 0		1- 0							
7- 2		0- 0		1- 0		NON-CONFERENCE		0- 1		2- 0		4- 1							
3- 1		0- 0		1- 0		HOME		0- 0		1- 0		1- 1							
3- 0		0- 0		0- 0		AWAY		0- 0		1- 0		2- 0							
1- 1		0- 0		0- 0		NEUTRAL		0- 1		0- 0		1- 0							
6- 2		0- 0		0- 0		CONFERENCE		1- 0		0- 0		5- 2							
4- 1		0- 0		0- 0		HOME		1- 0		0- 0		3- 1							
2- 1		0- 0		0- 0		AWAY		0- 0		0- 0		2- 1							
0- 0		0- 0		0- 0		NEUTRAL		0- 0		0- 0		0- 0							
RPI S	Opponent	Score		RPI S	Opponent	Score		RPI S	Opponent	Score		RPI S	Opponent	Score					
				49 H	Santa Clara	3	2	93 N	North Carolina St.	1	3	123 H	Boston College	3	2				
								97 H	Yale	3	2	124 A	Georgia	3	1				
												158 H	Delaware	0	3				
												162 H	Princeton	3	0				
												171 H	Penn	3	2				
												178 A	Dartmouth	1	3				
												178 H	Dartmouth	3	0				
												189 A	Northeastern	3	1				
												206 A	Columbia	3	2				
												219 H	Brown	0	3				
												238 A	New Hampshire	3	1				
												263 H	Central Conn. St.	3	0				
												284 A	Cornell	3	0				
												292 N	UNC Asheville	3	0				
LAST 10 GAMES																			
				178 H	Dartmouth	3	0	219 H	Brown	0	3								
				162 H	Princeton	3	0	97 H	Yale	3	2								
				171 H	Penn	3	2	178 A	Dartmouth	1	3								
				206 A	Columbia	3	2	238 A	New Hampshire	3	1								
				284 A	Cornell	3	0	123 H	Boston College	3	2								

Non-Div. I Games:

Harvard



Average RPI Win:		182	WON-LOST RECORD		WINNING PCT. RANK	LAST 10 GAMES	STRENGTH OF SCHEDULE		OPP. STRENGTH OF SCHEDULE	TEAM RPI	ADJ RPI	CONF. RPI	ADJ CONF. RPI
Average RPI Loss:		73											
DIV. I ONLY		14-9			.6087 117	7-3	95		81	94	.55773 84	21	20
DIV. I NON-CONF.		6-7			.46154 183	0-1	37		18	85	.56651 80	20	20
TOTALS		RPI 1-25	RPI 26-50		W-L RECORDS		RPI 51-100		RPI 101-150		RPI 150+		
14-9		0-3	2-2		OVERALL		1-1		0-2		11-1		
4-1		0-0	0-1		HOME		0-0		0-0		4-0		
7-4		0-0	1-0		AWAY		1-1		0-2		5-1		
3-4		0-3	1-1		NEUTRAL		0-0		0-0		2-0		
6-7		0-3	2-2		NON-CONFERENCE		1-0		0-2		3-0		
0-1		0-0	0-1		HOME		0-0		0-0		0-0		
3-2		0-0	1-0		AWAY		1-0		0-2		1-0		
3-4		0-3	1-1		NEUTRAL		0-0		0-0		2-0		
8-2		0-0	0-0		CONFERENCE		0-1		0-0		8-1		
4-0		0-0	0-0		HOME		0-0		0-0		4-0		
4-2		0-0	0-0		AWAY		0-1		0-0		4-1		
0-0		0-0	0-0		NEUTRAL		0-0		0-0		0-0		
RPI S	Opponent	Score	RPI S	Opponent	Score	RPI S	Opponent	Score	RPI S	Opponent	Score		
9 N	Illinois	0 3	28 H	Iowa St.	0 3	65 A	Arkansas	3 2	138 A	North Dakota	2 3		
16 N	Kansas St.	0 3	33 N	Colorado	3 1	86 A	Denver	1 3	138 A	North Dakota	1 3		
17 N	Arizona	1 3	40 A	Creighton	3 2				160 A	IUPUI	3 2		
			47 N	SMU	0 3				181 A	Oral Roberts	2 3		
									181 H	Oral Roberts	3 2		
									186 N	Tulane	3 0		
									190 H	North Dakota St.	3 1		
									218 A	Green Bay	3 0		
									221 A	IPFW	3 0		
									230 N	Stony Brook	3 1		
									233 A	Omaha	3 1		
									233 H	Omaha	3 0		
									268 H	Western Ill.	3 0		
									290 A	South Dakota St.	3 0		
			LAST 10 GAMES										
			233 H	Omaha	3 0	268 H	Western Ill.	3 0					
			181 A	Oral Roberts	2 3	221 A	IPFW	3 0					
			290 A	South Dakota St.	3 0	160 A	IUPUI	3 2					
			28 H	Iowa St.	0 3	233 A	Omaha	3 1					
			86 A	Denver	1 3	181 H	Oral Roberts	3 2					

Non-Div. I Games:

South Dakota



UNI				Through Games Of Oct. 26, 2014												
Average RPI Win:		182	WON-LOST RECORD	WINNING PCT. RANK	LAST 10 GAMES	STRENGTH OF SCHEDULE	OPP. STRENGTH OF SCHEDULE	TEAM RPI	ADJ RPI	CONF. RPI	ADJ CONF. RPI					
Average RPI Loss:		54														
DIV. I ONLY			14- 8	.63636	99	7- 3	111	63	90	.55731	85	12	12			
DIV. I NON-CONF.			6- 6	.5	162	1- 1	87	23	106	.54383	100	11	11			
<hr/>																
TOTALS		RPI 1-25		RPI 26-50		W-L RECORDS		RPI 51-100		RPI 101-150		RPI 150+				
14- 8		0- 2		0- 4		OVERALL		1- 1		4- 0		9- 1				
5- 2		0- 0		0- 1		HOME		0- 1		1- 0		4- 0				
6- 3		0- 1		0- 1		AWAY		1- 0		2- 0		3- 1				
3- 3		0- 1		0- 2		NEUTRAL		0- 0		1- 0		2- 0				
<hr/>																
6- 6		0- 2		0- 3		NON-CONFERENCE		0- 1		2- 0		4- 0				
0- 2		0- 0		0- 1		HOME		0- 1		0- 0		0- 0				
3- 1		0- 1		0- 0		AWAY		0- 0		1- 0		2- 0				
3- 3		0- 1		0- 2		NEUTRAL		0- 0		1- 0		2- 0				
<hr/>																
8- 2		0- 0		0- 1		CONFERENCE		1- 0		2- 0		5- 1				
5- 0		0- 0		0- 0		HOME		0- 0		1- 0		4- 0				
3- 2		0- 0		0- 1		AWAY		1- 0		1- 0		1- 1				
0- 0		0- 0		0- 0		NEUTRAL		0- 0		0- 0		0- 0				
<hr/>																
RPI	S	Opponent	Score		RPI	S	Opponent	Score		RPI	S	Opponent	Score			
10	A	Kentucky	1	3	28	H	Iowa St.	2	3	73	A	Missouri St.	3	2		
13	N	Southern California	0	3	29	N	Alabama	1	3	100	H	Northern Ill.	0	3		
					40	N	Creighton	2	3							
					45	A	Illinois St.	1	3							
												101	A	Wichita St.	3	1
												119	A	Saint Louis	3	2
												127	N	TCU	3	0
												136	H	Southern Ill.	3	0
												156	A	Notre Dame	3	1
												166	A	Indiana St.	1	3
												168	H	Loyola Chicago	3	0
												189	N	Northeastern	3	0
												205	A	Drake	3	0
												205	H	Drake	3	0
												223	N	Southeast Mo. St.	3	1
												259	H	Evansville	3	0
												290	A	South Dakota St.	3	1
												296	H	Bradley	3	1
<hr/>																
					LAST 10 GAMES											
					205 H Drake					259 H Evansville						
					290 A South Dakota St.					73 A Missouri St.						
					166 A Indiana St.					101 A Wichita St.						
					45 A Illinois St.					205 A Drake						
					136 H Southern Ill.					28 H Iowa St.						

Non-Div. I Games:

UNI



Average RPI Win:		218	WON-LOST RECORD		WINNING PCT. RANK		LAST 10 GAMES		STRENGTH OF SCHEDULE		OPP. STRENGTH OF SCHEDULE		TEAM RPI		ADJ RPI		CONF. RPI		ADJ CONF. RPI	
DIV. I ONLY			19- 4		.82609 17		9- 1		253		143		85		.5569 86		21		20	
DIV. I NON-CONF.			11- 3		.78571 45		1- 0		194		104		81		.56459 85		20		20	
TOTALS		RPI 1-25		RPI 26-50		W-L RECORDS		RPI 51-100		RPI 101-150		RPI 150+								
19- 4		0- 3		0- 0		OVERALL		2- 0		1- 0		16- 1								
10- 1		0- 1		0- 0		HOME		1- 0		1- 0		8- 0								
5- 3		0- 2		0- 0		AWAY		1- 0		0- 0		4- 1								
4- 0		0- 0		0- 0		NEUTRAL		0- 0		0- 0		4- 0								
11- 3		0- 3		0- 0		NON-CONFERENCE		1- 0		1- 0		9- 0								
5- 1		0- 1		0- 0		HOME		0- 0		1- 0		4- 0								
2- 2		0- 2		0- 0		AWAY		1- 0		0- 0		1- 0								
4- 0		0- 0		0- 0		NEUTRAL		0- 0		0- 0		4- 0								
8- 1		0- 0		0- 0		CONFERENCE		1- 0		0- 0		7- 1								
5- 0		0- 0		0- 0		HOME		1- 0		0- 0		4- 0								
3- 1		0- 0		0- 0		AWAY		0- 0		0- 0		3- 1								
0- 0		0- 0		0- 0		NEUTRAL		0- 0		0- 0		0- 0								
RPI S	Opponent		Score		RPI S	Opponent		Score		RPI S	Opponent		Score		RPI S	Opponent		Score		
12 A	Nebraska		0	3						75 A	Texas-Arlington		3	2	111 H	San Francisco		3	2	
14 A	Colorado St.		0	3						84 H	South Dakota		3	1	160 A	IUPUI		0	3	
22 H	Kansas		1	3											181 H	Oral Roberts		3	0	
															190 H	North Dakota St.		3	2	
															199 H	UTEP		3	1	
															201 N	Colgate		3	0	
															210 H	Sam Houston St.		3	0	
															212 A	Air Force		3	0	
															221 A	IPFW		3	2	
															233 H	Omaha		3	0	
															251 H	Nevada		3	1	
															254 N	Incarnate Word		3	1	
															260 N	Akron		3	0	
															268 A	Western Ill.		3	0	
															290 A	South Dakota St.		3	1	
															290 H	South Dakota St.		3	0	
															296 H	Bradley		3	0	
															314 N	Jackson St.		3	0	
LAST 10 GAMES																				
290 H South Dakota St.				3	0	233 H Omaha				3	0									
160 A IUPUI				0	3	290 A South Dakota St.				3	1									
221 A IPFW				3	2	181 H Oral Roberts				3	0									
84 H South Dakota				3	1	268 A Western Ill.				3	0									
190 H North Dakota St.				3	2	199 H UTEP				3	1									

Non-Div. I Games:

Denver



Average RPI Win: 204		WON-LOST RECORD		WINNING PCT. RANK		LAST 10 GAMES		STRENGTH OF SCHEDULE		OPP. STRENGTH OF SCHEDULE		TEAM RPI		ADJ RPI		CONF. RPI		ADJ CONF. RPI	
DIV. I ONLY		15- 6		.71429 58		8- 2		116		210		80		.5563 87		23		23	
DIV. I NON-CONF.		7- 4		.63636 110		0- 0		75		118		76		.5689 78		25		26	
TOTALS		RPI 1-25		RPI 26-50		W-L RECORDS		RPI 51-100		RPI 101-150		RPI 150+							
15- 6		0- 1		0- 0		OVERALL		3- 1		0- 1		12- 3							
5- 1		0- 0		0- 0		HOME		0- 0		0- 1		5- 0							
5- 4		0- 1		0- 0		AWAY		0- 1		0- 0		5- 2							
5- 1		0- 0		0- 0		NEUTRAL		3- 0		0- 0		2- 1							
7- 4		0- 1		0- 0		NON-CONFERENCE		3- 1		0- 0		4- 2							
1- 0		0- 0		0- 0		HOME		0- 0		0- 0		1- 0							
1- 3		0- 1		0- 0		AWAY		0- 1		0- 0		1- 1							
5- 1		0- 0		0- 0		NEUTRAL		3- 0		0- 0		2- 1							
8- 2		0- 0		0- 0		CONFERENCE		0- 0		0- 1		8- 1							
4- 1		0- 0		0- 0		HOME		0- 0		0- 1		4- 0							
4- 1		0- 0		0- 0		AWAY		0- 0		0- 0		4- 1							
0- 0		0- 0		0- 0		NEUTRAL		0- 0		0- 0		0- 0							
RPI S	Opponent	Score		RPI S	Opponent	Score		RPI S	Opponent	Score		RPI S	Opponent	Score					
19 A	Duke	0 3						56 A	Wyoming	1 3		118 H	Samford	2 3					
								59 N	Gonzaga	3 2		161 A	Winthrop	2 3					
								67 N	South Carolina	3 2		175 H	UNC Greensboro	3 1					
								77 N	Clemson	3 2		200 A	Western Caro.	2 3					
												200 H	Western Caro.	3 1					
												203 N	North Florida	3 1					
												204 A	Presbyterian	3 1					
												217 A	East Tenn. St.	3 0					
												217 H	East Tenn. St.	3 0					
												220 N	High Point	2 3					
												234 H	Gardner-Webb	3 2					
												235 H	Chattanooga	3 0					
												276 N	Weber St.	3 2					
												289 A	Mercer	3 1					
												295 A	Wofford	3 0					
												312 A	Citadel	3 0					
				LAST 10 GAMES															
				312 A Citadel 3 0				217 H East Tenn. St. 3 0											
				289 A Mercer 3 1				175 H UNC Greensboro 3 1											
				118 H Samford 2 3				295 A Wofford 3 0											
				235 H Chattanooga 3 0				200 H Western Caro. 3 1											
				200 A Western Caro. 2 3				217 A East Tenn. St. 3 0											

Non-Div. I Games:

Furman



Average RPI Win:	175	WON-LOST RECORD	WINNING PCT. RANK	LAST 10 GAMES	STRENGTH OF SCHEDULE	OPP. STRENGTH OF SCHEDULE	TEAM RPI	ADJ RPI	CONF. RPI	ADJ CONF. RPI					
DIV. I ONLY		13- 9	.59091	127	4- 6	71	83	82	.5563	87	3	3			
DIV. I NON-CONF.		9- 3	.75	55	0- 0	174	227	95	.54758	97	2	2			
<hr/>															
TOTALS	RPI 1-25	RPI 26-50		W-L RECORDS		RPI 51-100		RPI 101-150		RPI 150+					
13- 9	0- 3	1- 3		OVERALL		1- 1		2- 0		9- 2					
6- 5	0- 2	1- 2		HOME		0- 1		1- 0		4- 0					
4- 4	0- 1	0- 1		AWAY		1- 0		1- 0		2- 2					
3- 0	0- 0	0- 0		NEUTRAL		0- 0		0- 0		3- 0					
<hr/>															
9- 3	0- 0	0- 0		NON-CONFERENCE		0- 1		1- 0		8- 2					
5- 1	0- 0	0- 0		HOME		0- 1		1- 0		4- 0					
1- 2	0- 0	0- 0		AWAY		0- 0		0- 0		1- 2					
3- 0	0- 0	0- 0		NEUTRAL		0- 0		0- 0		3- 0					
<hr/>															
4- 6	0- 3	1- 3		CONFERENCE		1- 0		1- 0		1- 0					
1- 4	0- 2	1- 2		HOME		0- 0		0- 0		0- 0					
3- 2	0- 1	0- 1		AWAY		1- 0		1- 0		1- 0					
0- 0	0- 0	0- 0		NEUTRAL		0- 0		0- 0		0- 0					
<hr/>															
RPI	S	Opponent	Score		RPI	S	Opponent	Score		RPI	S	Opponent	Score		
9	A	Illinois	0	3	34	A	Purdue	0	3	53	A	Northwestern	3	2	
11	H	Penn St.	0	3	34	H	Purdue	1	3	66	H	Butler	0	3	
20	H	Ohio St.	0	3	41	H	Michigan St.	1	3		130	A	Maryland	3	1
					46	H	Michigan	3	2		144	H	Miami (OH)	3	1
											155	H	Buffalo	3	1
											160	A	IUPUI	1	3
											167	N	Eastern Ky.	3	1
											170	A	Rutgers	3	0
											173	A	UConn	3	2
											194	A	Ill.-Chicago	2	3
											223	H	Southeast Mo. St.	3	0
											238	N	New Hampshire	3	1
											247	H	Mississippi St.	3	1
											263	N	Central Conn. St.	3	0
											268	H	Western Ill.	3	0
<hr/>															
LAST 10 GAMES															
53	A	Northwestern	3	2	34	A	Purdue	0	3						
9	A	Illinois	0	3	170	A	Rutgers	3	0						
11	H	Penn St.	0	3	130	A	Maryland	3	1						
20	H	Ohio St.	0	3	46	H	Michigan	3	2						
34	H	Purdue	1	3	41	H	Michigan St.	1	3						

Non-Div. I Games:

Indiana



Average RPI Win:		153	WON-LOST RECORD		WINNING PCT. RANK		LAST 10 GAMES		STRENGTH OF SCHEDULE		OPP. STRENGTH OF SCHEDULE		TEAM RPI	ADJ RPI		CONF. RPI	ADJ CONF. RPI				
Average RPI Loss:		106																			
DIV. I ONLY			15- 7		.68182 73		10- 0		170		41		91	.55629 89		15	15				
DIV. I NON-CONF.			4- 7		.36364 237		0- 0		128		13		176	.49205 171		14	13				
TOTALS		RPI 1-25		RPI 26-50		W-L RECORDS		RPI 51-100		RPI 101-150		RPI 150+									
15- 7		1- 1		1- 1		OVERALL		2- 0		3- 4		8- 1									
7- 1		0- 1		1- 0		HOME		2- 0		3- 0		1- 0									
7- 2		1- 0		0- 1		AWAY		0- 0		0- 1		6- 0									
1- 4		0- 0		0- 0		NEUTRAL		0- 0		0- 3		1- 1									
4- 7		1- 1		0- 1		NON-CONFERENCE		1- 0		1- 4		1- 1									
2- 1		0- 1		0- 0		HOME		1- 0		1- 0		0- 0									
1- 2		1- 0		0- 1		AWAY		0- 0		0- 1		0- 0									
1- 4		0- 0		0- 0		NEUTRAL		0- 0		0- 3		1- 1									
11- 0		0- 0		1- 0		CONFERENCE		1- 0		2- 0		7- 0									
5- 0		0- 0		1- 0		HOME		1- 0		2- 0		1- 0									
6- 0		0- 0		0- 0		AWAY		0- 0		0- 0		6- 0									
0- 0		0- 0		0- 0		NEUTRAL		0- 0		0- 0		0- 0									
RPI S	Opponent		Score		RPI S	Opponent		Score		RPI S	Opponent		Score		RPI S	Opponent		Score			
18 A	Texas A&M		3	2	27 A	Marquette		1	3	58 H	Baylor		3	1	101 N	Wichita St.		2	3		
25 H	LSU		1	3	38 H	Western Ky.		3	1	80 H	Rice		3	2	104 N	Iowa		1	3		
										120 H Fla. Atlantic					3	1					
										129 N James Madison					0	3					
										139 A Texas St.					1	3					
										146 H North Texas					3	0					
										148 H Houston					3	1					
										177 A Marshall					3	1					
										186 N Tulane					3	1					
										199 A UTEP					3	0					
										199 H UTEP					3	1					
										213 A Charlotte					3	2					
										214 A Middle Tenn.					3	0					
										218 N Green Bay					2	3					
										241 A UAB					3	0					
										257 A Louisiana Tech					3	1					
										LAST 10 GAMES											
213 A Charlotte					3	2	257 A Louisiana Tech					3	1								
177 A Marshall					3	1	199 H UTEP					3	1								
80 H Rice					3	2	214 A Middle Tenn.					3	0								
38 H Western Ky.					3	1	146 H North Texas					3	0								
241 A UAB					3	0	120 H Fla. Atlantic					3	1								

Non-Div. I Games:

UTSA



Average RPI Win: 182		WON-LOST	WINNING	LAST 10	STRENGTH OF		OPP. STRENGTH	TEAM	ADJ	CONF.	ADJ CONF.						
Average RPI Loss: 93		RECORD	PCT. RANK	GAMES	SCHEDULE		OF SCHEDULE	RPI	RPI	RPI	RPI						
DIV. I ONLY		16- 6	.72727	54	7- 3		174	110	84	.55588	90	7	7				
DIV. I NON-CONF.		9- 3	.75	55	0- 0		272	145	126	.52708	124	8	8				
<hr/>																	
TOTALS		RPI 1-25		RPI 26-50		W-L RECORDS		RPI 51-100		RPI 101-150		RPI 150+					
16- 6		0- 0		1- 1		OVERALL		1- 2		3- 2		11- 1					
6- 1		0- 0		1- 0		HOME		1- 1		1- 0		3- 0					
6- 3		0- 0		0- 1		AWAY		0- 1		1- 0		5- 1					
4- 2		0- 0		0- 0		NEUTRAL		0- 0		1- 2		3- 0					
9- 3		0- 0		0- 0		NON-CONFERENCE		0- 1		1- 2		8- 0					
3- 0		0- 0		0- 0		HOME		0- 0		0- 0		3- 0					
2- 1		0- 0		0- 0		AWAY		0- 1		0- 0		2- 0					
4- 2		0- 0		0- 0		NEUTRAL		0- 0		1- 2		3- 0					
7- 3		0- 0		1- 1		CONFERENCE		1- 1		2- 0		3- 1					
3- 1		0- 0		1- 0		HOME		1- 1		1- 0		0- 0					
4- 2		0- 0		0- 1		AWAY		0- 0		1- 0		3- 1					
0- 0		0- 0		0- 0		NEUTRAL		0- 0		0- 0		0- 0					
RPI	S	Opponent		Score		RPI	S	Opponent		Score		RPI	S	Opponent		Score	
						26	A	UCF		0 3		60	A	LIU Brooklyn		2 3	
						47	H	SMU		3 2		64	H	Tulsa		3 1	
												72	H	Memphis		1 3	



Average RPI Win: 191		WON-LOST	WINNING	LAST 10	STRENGTH OF		OPP. STRENGTH	TEAM	ADJ	CONF.	ADJ CONF.
Average RPI Loss: 111		RECORD	PCT. RANK	GAMES	SCHEDULE		OF SCHEDULE	RPI	RPI	RPI	RPI
DIV. I ONLY		15- 7	.68182	73	6- 4		112	171	88	.55542	91
DIV. I NON-CONF.		9- 4	.69231	85	0- 1		80	131	64	.57917	67
TOTALS		RPI 1-25	RPI 26-50		W-L RECORDS		RPI 51-100		RPI 101-150		RPI 150+
15- 7	0- 0	0- 1		OVERALL		2- 2		4- 2		9- 2	
8- 3	0- 0	0- 1		HOME		2- 1		2- 1		4- 0	
4- 3	0- 0	0- 0		AWAY		0- 1		1- 1		3- 1	
3- 1	0- 0	0- 0		NEUTRAL		0- 0		1- 0		2- 1	
9- 4	0- 0	0- 1		NON-CONFERENCE		2- 1		3- 1		4- 1	
5- 2	0- 0	0- 1		HOME		2- 1		1- 0		2- 0	
1- 1	0- 0	0- 0		AWAY		0- 0		1- 1		0- 0	
3- 1	0- 0	0- 0		NEUTRAL		0- 0		1- 0		2- 1	
6- 3	0- 0	0- 0		CONFERENCE		0- 1		1- 1		5- 1	
3- 1	0- 0	0- 0		HOME		0- 0		1- 1		2- 0	
3- 2	0- 0	0- 0		AWAY		0- 1		0- 0		3- 1	
0- 0	0- 0	0- 0		NEUTRAL		0- 0		0- 0		0- 0	
RPI S	Opponent	Score	RPI S	Opponent	Score	RPI S	Opponent	Score	RPI S	Opponent	Score
			45 H	Illinois St.	1 3	58 H	Baylor	0 3	109 H	Dayton	3 2
						81 A	VCU	0 3	119 H	Saint Louis	1 3
						82 H	Auburn	3 0	125 N	Murray St.	3 1
						92 H	Arkansas St.	3 0	129 A	James Madison	3 0
									137 A	Valparaiso	0 3
									138 H	North Dakota	3 0
									151 A	Duquesne	2 3
									153 H	Rhode Island	3 2
									174 H	Georgetown	3 0
									187 N	Hampton	1 3
									206 H	Columbia	3 0
									261 N	Southeastern La.	3 1
									264 A	George Mason	3 1
									267 A	La Salle	3 0
									286 N	Sacramento St.	3 0
									288 A	Davidson	3 0
									298 H	Fordham	3 0
LAST 10 GAMES											
			151 A	Duquesne	2 3		119 H	Saint Louis	1 3		
			267 A	La Salle	3 0		264 A	George Mason	3 1		
			81 A	VCU	0 3		298 H	Fordham	3 0		
			288 A	Davidson	3 0		153 H	Rhode Island	3 2		
			109 H	Dayton	3 2		137 A	Valparaiso	0 3		

Non-Div. I Games:

George Washington



Average RPI Win: 196		WON-LOST	WINNING	LAST 10	STRENGTH OF		OPP. STRENGTH	TEAM	ADJ	CONF.	ADJ CONF.
Average RPI Loss: 96		RECORD	PCT. RANK	GAMES	SCHEDULE		OF SCHEDULE	RPI	RPI	RPI	RPI
DIV. I ONLY		13- 8	.61905	112	77		180	93	.55509	92	11
DIV. I NON-CONF.		5- 4	.55556	144	93		219	115	.53547	113	12
TOTALS		RPI 1-25	RPI 26-50		W-L RECORDS		RPI 51-100		RPI 101-150		RPI 150+
13- 8	0- 0	0- 1		OVERALL		3- 4		0- 3		10- 0	
5- 1	0- 0	0- 0		HOME		2- 0		0- 1		3- 0	
5- 4	0- 0	0- 1		AWAY		1- 2		0- 1		4- 0	
3- 3	0- 0	0- 0		NEUTRAL		0- 2		0- 1		3- 0	
5- 4	0- 0	0- 0		NON-CONFERENCE		1- 3		0- 1		4- 0	
0- 0	0- 0	0- 0		HOME		0- 0		0- 0		0- 0	
2- 1	0- 0	0- 0		AWAY		1- 1		0- 0		1- 0	
3- 3	0- 0	0- 0		NEUTRAL		0- 2		0- 1		3- 0	
8- 4	0- 0	0- 1		CONFERENCE		2- 1		0- 2		6- 0	
5- 1	0- 0	0- 0		HOME		2- 0		0- 1		3- 0	
3- 3	0- 0	0- 1		AWAY		0- 1		0- 1		3- 0	
0- 0	0- 0	0- 0		NEUTRAL		0- 0		0- 0		0- 0	
RPI S	Opponent	Score	RPI S	Opponent	Score	RPI S	Opponent	Score	RPI S	Opponent	Score
			42 A	UALR	0 3	61 H	Appalachian St.	3 2	138 N	North Dakota	2 3
						62 N	Ole Miss	1 3	139 A	Texas St.	1 3
						72 A	Memphis	3 2	139 H	Texas St.	0 3
						75 A	Texas-Arlington	2 3	195 A	South Ala.	3 0
						75 H	Texas-Arlington	3 1	195 H	South Ala.	3 0
						82 N	Auburn	0 3	198 A	Ga. Southern	3 1
						91 A	George Washington	0 3	222 N	Southern Utah	3 0
									226 A	Troy	3 2
									228 H	Georgia St.	3 0
									232 A	SIUE	3 0
									249 N	UT Martin	3 0
									273 H	La.-Monroe	3 0
									324 N	Ark.-Pine Bluff	3 0
LAST 10 GAMES											
			195 H	South Ala.	3 0	228 H	Georgia St.	3 0			
			61 H	Appalachian St.	3 2	75 H	Texas-Arlington	3 1			
			139 A	Texas St.	1 3	273 H	La.-Monroe	3 0			
			75 A	Texas-Arlington	2 3	195 A	South Ala.	3 0			
			42 A	UALR	0 3	226 A	Troy	3 2			

Non-Div. I Games:

Arkansas St.



Average RPI Win: 165		WON-LOST RECORD		WINNING PCT. RANK		LAST 10 GAMES		STRENGTH OF SCHEDULE		OPP. STRENGTH OF SCHEDULE		TEAM RPI		ADJ RPI		CONF. RPI		ADJ CONF. RPI	
DIV. I ONLY		13- 8		.61905 112		3- 7		96		53		83		.5545 93		4		4	
DIV. I NON-CONF.		11- 1		.91667 15		1- 0		137		143		37		.60616 42		4		4	
TOTALS		RPI 1-25		RPI 26-50		W-L RECORDS		RPI 51-100		RPI 101-150		RPI 150+							
13- 8		0- 2		0- 0		OVERALL		3- 3		3- 1		7- 2							
8- 2		0- 1		0- 0		HOME		2- 1		1- 0		5- 0							
2- 5		0- 1		0- 0		AWAY		0- 2		2- 1		0- 1							
3- 1		0- 0		0- 0		NEUTRAL		1- 0		0- 0		2- 1							
11- 1		0- 0		0- 0		NON-CONFERENCE		3- 0		2- 0		6- 1							
6- 0		0- 0		0- 0		HOME		2- 0		0- 0		4- 0							
2- 0		0- 0		0- 0		AWAY		0- 0		2- 0		0- 0							
3- 1		0- 0		0- 0		NEUTRAL		1- 0		0- 0		2- 1							
2- 7		0- 2		0- 0		CONFERENCE		0- 3		1- 1		1- 1							
2- 2		0- 1		0- 0		HOME		0- 1		1- 0		1- 0							
0- 5		0- 1		0- 0		AWAY		0- 2		0- 1		0- 1							
0- 0		0- 0		0- 0		NEUTRAL		0- 0		0- 0		0- 0							
RPI S	Opponent		Score		RPI S	Opponent		Score		RPI S	Opponent		Score						
2	A	Florida St.	0	3						103	A	Georgia Tech	1	3					
6	H	North Carolina	0	3						113	A	UNCW	3	2					
										123	H	Boston College	3	1					
										124	A	Georgia	3	1					
										152	A	Wake Forest	2	3					
										173	H	UConn	3	1					
										182	H	Howard	3	0					
										188	N	Eastern Wash.	2	3					
										196	H	Syracuse	3	0					
										207	N	Fairfield	3	1					
										227	H	William & Mary	3	0					
										274	H	Toledo	3	0					
										292	N	UNC Asheville	3	0					
LAST 10 GAMES																			
123 H Boston College					3 1					103 A Georgia Tech					1 3				
57 A Virginia					2 3					96 A Virginia Tech					1 3				
54 H Louisville					2 3					152 A Wake Forest					2 3				
6 H North Carolina					0 3					196 H Syracuse					3 0				
2 A Florida St.					0 3					182 H Howard					3 0				

Non-Div. I Games:

North Carolina St.



Average RPI Win: 184		WON-LOST	WINNING	LAST 10	STRENGTH OF		OPP. STRENGTH	TEAM	ADJ		CONF.	ADJ CONF.	
Average RPI Loss: 80		RECORD	PCT. RANK	GAMES	SCHEDULE		OF SCHEDULE	RPI	RPI		RPI	RPI	
DIV. I ONLY		13- 10	.56522	142	8- 2		60	123	95	.55446	94	17	17
DIV. I NON-CONF.		6- 8	.42857	207	1- 0		44	72	112	.5383	109	13	14
<hr/>													
TOTALS		RPI 1-25	RPI 26-50		W-L RECORDS		RPI 51-100		RPI 101-150		RPI 150+		
13- 10	0- 0	0- 5		OVERALL		1- 2		3- 2		9- 1			
8- 1	0- 0	0- 0		HOME		0- 0		2- 1		6- 0			
3- 4	0- 0	0- 2		AWAY		0- 1		1- 1		2- 0			
2- 5	0- 0	0- 3		NEUTRAL		1- 1		0- 0		1- 1			
<hr/>													
6- 8	0- 0	0- 5		NON-CONFERENCE		1- 2		1- 0		4- 1			
4- 0	0- 0	0- 0		HOME		0- 0		1- 0		3- 0			
0- 3	0- 0	0- 2		AWAY		0- 1		0- 0		0- 0			
2- 5	0- 0	0- 3		NEUTRAL		1- 1		0- 0		1- 1			
<hr/>													
7- 2	0- 0	0- 0		CONFERENCE		0- 0		2- 2		5- 0			
4- 1	0- 0	0- 0		HOME		0- 0		1- 1		3- 0			
3- 1	0- 0	0- 0		AWAY		0- 0		1- 1		2- 0			
0- 0	0- 0	0- 0		NEUTRAL		0- 0		0- 0		0- 0			
<hr/>													
RPI S	Opponent	Score	RPI S	Opponent	Score	RPI S	Opponent	Score	RPI S	Opponent	Score		
			28 N	Iowa St.	0 3	60 N	LIU Brooklyn	3 0	137 A	Valparaiso	3 1		
			38 N	Western Ky.	1 3	64 N	Tulsa	0 3	137 H	Valparaiso	3 2		
			38 N	Western Ky.	0 3	73 A	Missouri St.	0 3	141 A	Youngstown St.	0 3		
			41 A	Michigan St.	0 3				143 H	Oakland	1 3		
			48 A	Minnesota	1 3				144 H	Miami (OH)	3 2		
									159 H	Western Mich.	3 1		
									179 A	Cleveland St.	3 0		
									181 N	Oral Roberts	0 3		
									190 H	North Dakota St.	3 0		
									194 A	Ill.-Chicago	3 0		
									194 H	Ill.-Chicago	3 1		
									218 H	Green Bay	3 1		
									245 H	Robert Morris	3 0		
									254 N	Incarnate Word	3 0		
									275 H	Wright St.	3 1		
<hr/>													
LAST 10 GAMES													
			194 A	Ill.-Chicago	3 0	141 A	Youngstown St.	0 3					
			137 A	Valparaiso	3 1	179 A	Cleveland St.	3 0					
			143 H	Oakland	1 3	218 H	Green Bay	3 1					
			275 H	Wright St.	3 1	137 H	Valparaiso	3 2					
			159 H	Western Mich.	3 1	194 H	Ill.-Chicago	3 1					

Non-Div. I Games:

Milwaukee



Average RPI Win:	182	WON-LOST	WINNING	LAST 10	STRENGTH OF	OPP. STRENGTH	TEAM	ADJ	CONF.	ADJ CONF.		
Average RPI Loss:	33	RECORD	PCT. RANK	GAMES	SCHEDULE	OF SCHEDULE	RPI	RPI	RPI	RPI		
DIV. I ONLY		8- 12	.4	224	0- 10	27	27	97	.5542	95	1	1
DIV. I NON-CONF.		8- 2	.8	41	0- 0	124	141	59	.58513	60	1	1
<hr/>												
TOTALS	RPI 1-25	RPI 26-50		W-L RECORDS		RPI 51-100		RPI 101-150		RPI 150+		
8- 12	0- 6	0- 3		OVERALL		0- 2		2- 1		6- 0		
2- 6	0- 4	0- 1		HOME		0- 1		1- 0		1- 0		
3- 5	0- 2	0- 2		AWAY		0- 1		1- 0		2- 0		
3- 1	0- 0	0- 0		NEUTRAL		0- 0		0- 1		3- 0		
<hr/>												
8- 2	0- 0	0- 0		NON-CONFERENCE		0- 1		2- 1		6- 0		
2- 1	0- 0	0- 0		HOME		0- 1		1- 0		1- 0		
3- 0	0- 0	0- 0		AWAY		0- 0		1- 0		2- 0		
3- 1	0- 0	0- 0		NEUTRAL		0- 0		0- 1		3- 0		
<hr/>												
0- 10	0- 6	0- 3		CONFERENCE		0- 1		0- 0		0- 0		
0- 5	0- 4	0- 1		HOME		0- 0		0- 0		0- 0		
0- 5	0- 2	0- 2		AWAY		0- 1		0- 0		0- 0		
0- 0	0- 0	0- 0		NEUTRAL		0- 0		0- 0		0- 0		
<hr/>												
RPI S	Opponent	Score	RPI S	Opponent	Score	RPI S	Opponent	Score	RPI S	Opponent	Score	
1 A	Stanford	0 <div>3</div>	31 A	Arizona St.	1 <div>3</div>	51 H	Pacific	0 <div>3</div>	114 H	UC Santa Barbara	3 1	
3 H	Washington	2 <div>3</div>	33 A	Colorado	1 <div>3</div>	55 A	Utah	2 <div>3</div>	133 N	Radford	2 <div>3</div>	
7 H	Oregon	0 <div>3</div>	35 H	Oregon St.	0 <div>3</div>				134 A	New Mexico St.	3 2	
13 H	Southern California	1 <div>3</div>							161 N	Winthrop	3 1	
15 H	UCLA	1 <div>3</div>							164 A	St. Mary's (CA)	3 1	
17 A	Arizona	0 <div>3</div>							190 N	North Dakota St.	3 0	
									212 A	Air Force	3 2	
									232 N	SIUE	3 0	
									251 H	Nevada	3 1	
<hr/>												
LAST 10 GAMES												
15 H	UCLA	1 <div>3</div>	17 A	Arizona	0 <div>3</div>							
13 H	Southern California	1 <div>3</div>	7 H	Oregon	0 <div>3</div>							
33 A	Colorado	1 <div>3</div>	35 H	Oregon St.	0 <div>3</div>							
55 A	Utah	2 <div>3</div>	3 H	Washington	2 <div>3</div>							
31 A	Arizona St.	1 <div>3</div>	1 A	Stanford	0 <div>3</div>							

Non-Div. I Games:

California



Average RPI Win:		120	WON-LOST RECORD		WINNING PCT. RANK		LAST 10 GAMES		STRENGTH OF SCHEDULE		OPP. STRENGTH OF SCHEDULE		TEAM RPI		ADJ RPI		CONF. RPI		ADJ CONF. RPI	
Average RPI Loss:		64																		
DIV. I ONLY			9- 13		.40909 219		3- 7		25		37		98		.55324 96		4		4	
DIV. I NON-CONF.			7- 6		.53846 147		1- 0		21		49		58		.5857 58		4		4	
TOTALS		RPI 1-25		RPI 26-50		W-L RECORDS		RPI 51-100		RPI 101-150		RPI 150+								
9- 13		1- 3		0- 2		OVERALL		2- 6		3- 0		3- 2								
5- 3		0- 0		0- 0		HOME		1- 3		2- 0		2- 0								
1- 6		0- 2		0- 2		AWAY		0- 1		0- 0		1- 1								
3- 4		1- 1		0- 0		NEUTRAL		1- 2		1- 0		0- 1								
7- 6		1- 2		0- 1		NON-CONFERENCE		1- 2		3- 0		2- 1								
3- 0		0- 0		0- 0		HOME		0- 0		2- 0		1- 0								
1- 2		0- 1		0- 1		AWAY		0- 0		0- 0		1- 0								
3- 4		1- 1		0- 0		NEUTRAL		1- 2		1- 0		0- 1								
2- 7		0- 1		0- 1		CONFERENCE		1- 4		0- 0		1- 1								
2- 3		0- 0		0- 0		HOME		1- 3		0- 0		1- 0								
0- 4		0- 1		0- 1		AWAY		0- 1		0- 0		0- 1								
0- 0		0- 0		0- 0		NEUTRAL		0- 0		0- 0		0- 0								
RPI S	Opponent		Score		RPI S	Opponent		Score		RPI S	Opponent		Score		RPI S	Opponent		Score		
2	A	Florida St.	1	3	39	A	Miami (FL)	1	3	54	H	Louisville	2	3	101	N	Wichita St.	3	0	
9	N	Illinois	3	2	44	A	Ohio	1	3	57	H	Virginia	2	3	113	H	UNCW	3	0	
10	A	Kentucky	1	3						66	N	Butler	1	3	133	H	Radford	3	0	
18	N	Texas A&M	0	3						68	N	Washington St.	0	3	152	A	Wake Forest	2	3	
										77	A	Clemson	2	3	156	H	Notre Dame	3	0	
										77	H	Clemson	2	3	172	N	Belmont	2	3	
										81	N	VCU	3	0	177	H	Marshall	3	0	
										93	H	North Carolina St.	3	1	214	A	Middle Tenn.	3	0	
					LAST 10 GAMES															
					77	H	Clemson	2	3	77	A	Clemson	2	3						
					156	H	Notre Dame	3	0	93	H	North Carolina St.	3	1						
					2	A	Florida St.	1	3	54	H	Louisville	2	3						
					39	A	Miami (FL)	1	3	152	A	Wake Forest	2	3						
					57	H	Virginia	2	3	177	H	Marshall	3	0						

Non-Div. I Games:

Virginia Tech



Average RPI Win:		203	WON-LOST RECORD		WINNING PCT. RANK		LAST 10 GAMES		STRENGTH OF SCHEDULE		OPP. STRENGTH OF SCHEDULE		TEAM RPI		ADJ RPI		CONF. RPI		ADJ CONF. RPI				
DIV. I ONLY			11- 6		.64706	95	8- 2		134		77		100		.55265		97	18		18			
DIV. I NON-CONF.			4- 5		.44444	202	1- 1		109		16		136		.52111		130	18		18			
TOTALS		RPI 1-25		RPI 26-50				W-L RECORDS		RPI 51-100				RPI 101-150				RPI 150+					
11- 6		0- 3		0- 1				OVERALL		0- 1				1- 1				10- 0					
4- 2		0- 0		0- 1				HOME		0- 0				0- 1				4- 0					
6- 1		0- 0		0- 0				AWAY		0- 1				1- 0				5- 0					
1- 3		0- 3		0- 0				NEUTRAL		0- 0				0- 0				1- 0					
4- 5		0- 3		0- 1				NON-CONFERENCE		0- 0				1- 1				3- 0					
1- 2		0- 0		0- 1				HOME		0- 0				0- 1				1- 0					
2- 0		0- 0		0- 0				AWAY		0- 0				1- 0				1- 0					
1- 3		0- 3		0- 0				NEUTRAL		0- 0				0- 0				1- 0					
7- 1		0- 0		0- 0				CONFERENCE		0- 1				0- 0				7- 0					
3- 0		0- 0		0- 0				HOME		0- 0				0- 0				3- 0					
4- 1		0- 0		0- 0				AWAY		0- 1				0- 0				4- 0					
0- 0		0- 0		0- 0				NEUTRAL		0- 0				0- 0				0- 0					
RPI	S	Opponent		Score		RPI	S	Opponent		Score		RPI	S	Opponent		Score		RPI	S	Opponent		Score	
11	N	Penn St.		0	3	48	H	Minnesota		0	3	83	A	Harvard		2	3	123	H	Boston College		0	3
15	N	UCLA		0	3													150	A	Villanova		3	0
22	N	Kansas		0	3													162	A	Princeton		3	0
																		171	A	Penn		3	0
																		174	N	Georgetown		3	1
																		178	A	Dartmouth		3	0
																		193	A	Cal St. Fullerton		3	1
																		206	H	Columbia		3	1
																		219	A	Brown		3	0
																		219	H	Brown		3	0
																		280	H	Albany (NY)		3	1
																		284	H	Cornell		3	0
LAST 10 GAMES																							
						219	H	Brown		3	0	178	A	Dartmouth		3	0						
						206	H	Columbia		3	1	83	A	Harvard		2	3						
						284	H	Cornell		3	0	219	A	Brown		3	0						
						162	A	Princeton		3	0	174	N	Georgetown		3	1						
						171	A	Penn		3	0	15	N	UCLA		0	3						

Non-Div. I Games:

Yale



[illegible]

**Non-Div. I Games:**

Northern Colo.



Average RPI Win:	205	WON-LOST RECORD	WINNING PCT. RANK	LAST 10 GAMES	STRENGTH OF SCHEDULE	OPP. STRENGTH OF SCHEDULE	TEAM RPI	ADJ RPI	CONF. RPI	ADJ CONF. RPI	
DIV. I ONLY		14- 9	.6087 117	6- 4	101	113	101	.55083 99	10	10	
DIV. I NON-CONF.		8- 5	.61538 118	1- 0	69	64	69	.5754 71	10	10	
<hr/>											
TOTALS	RPI 1-25	RPI 26-50		W-L RECORDS	RPI 51-100		RPI 101-150		RPI 150+		
14- 9	0- 3	0- 2		OVERALL	0- 2		5- 2		9- 0		
10- 3	0- 2	0- 0		HOME	0- 1		4- 0		6- 0		
2- 4	0- 0	0- 2		AWAY	0- 1		0- 1		2- 0		
2- 2	0- 1	0- 0		NEUTRAL	0- 0		1- 1		1- 0		
<hr/>											
8- 5	0- 2	0- 2		NON-CONFERENCE	0- 0		3- 1		5- 0		
6- 1	0- 1	0- 0		HOME	0- 0		2- 0		4- 0		
0- 2	0- 0	0- 2		AWAY	0- 0		0- 0		0- 0		
2- 2	0- 1	0- 0		NEUTRAL	0- 0		1- 1		1- 0		
<hr/>											
6- 4	0- 1	0- 0		CONFERENCE	0- 2		2- 1		4- 0		
4- 2	0- 1	0- 0		HOME	0- 1		2- 0		2- 0		
2- 2	0- 0	0- 0		AWAY	0- 1		0- 1		2- 0		
0- 0	0- 0	0- 0		NEUTRAL	0- 0		0- 0		0- 0		
<hr/>											
RPI S	Opponent	Score	RPI S	Opponent	Score	RPI S	Opponent	Score	RPI S	Opponent	Score
4 H	Texas	0 3	30 A	Hawaii	1 3	56 H	Wyoming	1 3	106 H	UC Irvine	3 1
7 N	Oregon	1 3	47 A	SMU	2 3	63 A	UNLV	0 3	117 H	Boise St.	3 0
14 H	Colorado St.	0 3							121 H	Utah St.	3 2
									132 N	Col. of Charleston	3 1
									134 H	New Mexico St.	3 0
									135 A	San Diego St.	2 3
									140 N	St. John's (NY)	0 3
									154 H	Seattle	3 0
									199 H	UTEP	3 0
									202 N	Houston Baptist	3 0
									251 A	Nevada	3 0
									251 H	Nevada	3 1
									270 H	Montana St.	3 0
									306 H	Bethune-Cookman	3 0
									313 A	San Jose St.	3 0
									313 H	San Jose St.	3 1
<hr/>											
LAST 10 GAMES											
									</		

Non-Div. I Games:

New Mexico



Average RPI Win: 184		WON-LOST RECORD		WINNING PCT. RANK		LAST 10 GAMES		STRENGTH OF SCHEDULE		OPP. STRENGTH OF SCHEDULE		TEAM RPI		ADJ RPI		CONF. RPI		ADJ CONF. RPI	
DIV. I ONLY		16- 8		.66667 82		9- 1		148		91		99		.55004 100		16		16	
DIV. I NON-CONF.		7- 7		.5 162		0- 0		167		37		147		.50802 146		16		16	
TOTALS		RPI 1-25		RPI 26-50		W-L RECORDS		RPI 51-100		RPI 101-150		RPI 150+							
16- 8		0- 0		0- 5		OVERALL		2- 1		3- 1		11- 1							
7- 2		0- 0		0- 1		HOME		0- 1		1- 0		6- 0							
6- 4		0- 0		0- 2		AWAY		1- 0		2- 1		3- 1							
3- 2		0- 0		0- 2		NEUTRAL		1- 0		0- 0		2- 0							
7- 7		0- 0		0- 4		NON-CONFERENCE		2- 1		0- 1		5- 1							
2- 2		0- 0		0- 1		HOME		0- 1		0- 0		2- 0							
2- 3		0- 0		0- 1		AWAY		1- 0		0- 1		1- 1							
3- 2		0- 0		0- 2		NEUTRAL		1- 0		0- 0		2- 0							
9- 1		0- 0		0- 1		CONFERENCE		0- 0		3- 0		6- 0							
5- 0		0- 0		0- 0		HOME		0- 0		1- 0		4- 0							
4- 1		0- 0		0- 1		AWAY		0- 0		2- 0		2- 0							
0- 0		0- 0		0- 0		NEUTRAL		0- 0		0- 0		0- 0							
RPI	S	Opponent		Score		RPI	S	Opponent		Score		RPI	S	Opponent		Score			
		28	A	Iowa St.	0	3	53	H	Northwestern	0	3	114	A	UC Santa Barbara	1	3			
		31	N	Arizona St.	2	3	54	N	Louisville	3	2	122	H	Ball St.	3	0			
		33	H	Colorado	2	3	85	A	UNI	3	0	126	A	Eastern Mich.	3	2			
		44	A	Ohio	0	3						144	A	Miami (OH)	3	2			
		49	N	Santa Clara	0	3						155	H	Buffalo	3	1			
												159	H	Western Mich.	3	1			
												191	A	Cal Poly	1	3			
												192	A	Kent St.	3	1			
												194	H	Ill.-Chicago	3	1			
												204	H	Presbyterian	3	1			
												208	N	Tennessee	3	0			
												231	A	Central Mich.	3	1			
												233	N	Omaha	3	0			
												260	H	Akron	3	0			
												274	H	Toledo	3	0			
												302	A	Morehead St.	3	0			
LAST 10 GAMES																			
		44	A	Ohio	0	3	126	A	Eastern Mich.	3	2								
		192	A	Kent St.	3	1	144	A	Miami (OH)	3	2								
		155	H	Buffalo	3	1	159	H	Western Mich.	3	1								
		260	H	Akron	3	0	122	H	Ball St.	3	0								
		231	A	Central Mich.	3	1	274	H	Toledo	3	0								

Non-Div. I Games:

Northern Ill.



[illegible]

**Non-Div. I Games:**

Wichita St.



Average RPI Win: 233		WON-LOST RECORD		WINNING PCT. RANK		LAST 10 GAMES		STRENGTH OF SCHEDULE		OPP. STRENGTH OF SCHEDULE		TEAM RPI		ADJ RPI		CONF. RPI		ADJ CONF. RPI	
DIV. I ONLY		21- 3		.875 8		8- 2		288		248		102		.54728 102		14		14	
DIV. I NON-CONF.		14- 1		.93333 10		1- 0		316		292		127		.52632 125		17		17	
TOTALS		RPI 1-25		RPI 26-50		W-L RECORDS		RPI 51-100		RPI 101-150		RPI 150+							
21- 3		0- 0		0- 1		OVERALL		0- 0		3- 2		18- 0							
10- 0		0- 0		0- 0		HOME		0- 0		2- 0		8- 0							
6- 2		0- 0		0- 0		AWAY		0- 0		1- 2		5- 0							
5- 1		0- 0		0- 1		NEUTRAL		0- 0		0- 0		5- 0							
14- 1		0- 0		0- 1		NON-CONFERENCE		0- 0		1- 0		13- 0							
7- 0		0- 0		0- 0		HOME		0- 0		1- 0		6- 0							
2- 0		0- 0		0- 0		AWAY		0- 0		0- 0		2- 0							
5- 1		0- 0		0- 1		NEUTRAL		0- 0		0- 0		5- 0							
7- 2		0- 0		0- 0		CONFERENCE		0- 0		2- 2		5- 0							
3- 0		0- 0		0- 0		HOME		0- 0		1- 0		2- 0							
4- 2		0- 0		0- 0		AWAY		0- 0		1- 2		3- 0							
0- 0		0- 0		0- 0		NEUTRAL		0- 0		0- 0		0- 0							
RPI	S	Opponent		Score		RPI	S	Opponent		Score		RPI	S	Opponent		Score			
						29	N	Alabama		0 3									
												112	A	Hofstra		1 3			
												113	A	UNCW		3 2			
												129	H	James Madison		3 0			
												132	A	Col. of Charleston		2 3			
												140	H	St. John's (NY)		3 1			
												158	A	Delaware		3 0			
												158	H	Delaware		3 0			
												163	N	Southern Miss.		3 0			
												189	A	Northeastern		3 1			
												190	H	North Dakota St.		3 0			
												192	H	Kent St.		3 1			
												215	N	Army		3 0			
												227	H	William & Mary		3 0			
												244	H	Coppin St.		3 1			
												267	H	La Salle		3 0			
												277	A	Elon		3 1			
												308	H	Saint Peter's		3 0			
												310	A	Bryant		3 0			
												312	N	Citadel		3 0			
												320	A	Delaware St.		3 0			
												320	H	Delaware St.		3 0			
												325	N	UMass Lowell		3 0			
												334	N	Savannah St.		3 0			
						LAST 10 GAMES													
						158	A	Delaware		3 0		129	H	James Madison		3 0			
						320	A	Delaware St.		3 0		189	A	Northeastern		3 1			
						113	A	UNCW		3 2		112	A	Hofstra		1 3			
						277	A	Elon		3 1		132	A	Col. of Charleston		2 3			
						227	H	William & Mary		3 0		158	H	Delaware		3 0			

Non-Div. I Games:

Towson



Average RPI Win: 188		WON-LOST RECORD		WINNING PCT. RANK		LAST 10 GAMES		STRENGTH OF SCHEDULE		OPP. STRENGTH OF SCHEDULE		TEAM RPI		ADJ RPI		CONF. RPI		ADJ CONF. RPI													
Average RPI Loss: 60																															
DIV. I ONLY		10- 13		.43478 195		3- 7		32		80		105		.54688 103		4		4													
DIV. I NON-CONF.		7- 6		.53846 147		0- 0		101		140		120		.53057 121		4		4													
TOTALS		RPI 1-25		RPI 26-50		W-L RECORDS		RPI 51-100		RPI 101-150		RPI 150+																			
10- 13		0- 4		1- 3		OVERALL		1- 4		0- 1		8- 1																			
6- 4		0- 2		0- 1		HOME		1- 0		0- 1		5- 0																			
1- 6		0- 1		1- 2		AWAY		0- 3		0- 0		0- 0																			
3- 3		0- 1		0- 0		NEUTRAL		0- 1		0- 0		3- 1																			
7- 6		0- 1		1- 1		NON-CONFERENCE		0- 2		0- 1		6- 1																			
3- 1		0- 0		0- 0		HOME		0- 0		0- 1		3- 0																			
1- 2		0- 0		1- 1		AWAY		0- 1		0- 0		0- 0																			
3- 3		0- 1		0- 0		NEUTRAL		0- 1		0- 0		3- 1																			
3- 7		0- 3		0- 2		CONFERENCE		1- 2		0- 0		2- 0																			
3- 3		0- 2		0- 1		HOME		1- 0		0- 0		2- 0																			
0- 4		0- 1		0- 1		AWAY		0- 2		0- 0		0- 0																			
0- 0		0- 0		0- 0		NEUTRAL		0- 0		0- 0		0- 0																			
RPI	S	Opponent		Score		RPI	S	Opponent		Score		RPI	S	Opponent		Score															
2	H	Florida St.		0 3		39	A	Miami (FL)		0 3		54	A	Louisville		2 3		124	H	Georgia	1 3										
6	H	North Carolina		2 3		43	A	Lipscomb		3 2		55	N	Utah		0 3		152	H	Wake Forest	3 2										
19	A	Duke		1 3		47	A	SMU		0 3		67	A	South Carolina		1 3		163	H	Southern Miss.	3 0										
21	N	Oklahoma		0 3		50	H	Pittsburgh		0 3		77	A	Clemson		1 3		180	N	Jacksonville	3 0										
												93 H North Carolina St.						3 1		196 H Syracuse						3 2					
																								217 N East Tenn. St.						2 3	
																								234 N Gardner-Webb						3 0	
																								239 H Kennesaw St.						3 0	
																								262 N Texas Southern						3 0	
																								316 H Alabama A&M						3 0	
LAST 10 GAMES																															
6 H North Carolina						2 3		93 H North Carolina St.						3 1		152 H Wake Forest						3 2									
196 H Syracuse						3 2		2 H Florida St.						0 3		54 A Louisville						2 3									
39 A Miami (FL)						0 3		19 A Duke						1 3																	
50 H Pittsburgh						0 3																									
77 A Clemson						1 3																									

Non-Div. I Games:

Georgia Tech



I  
o  
w  
a

Iowa



Average RPI Win:	190	WON-LOST RECORD	WINNING PCT. RANK	LAST 10 GAMES	STRENGTH OF SCHEDULE	OPP. STRENGTH OF SCHEDULE	TEAM RPI	ADJ RPI	CONF. RPI	ADJ CONF. RPI	
DIV. I ONLY		14- 7	.66667 82	6- 4	138	141	103	.54414 105	13	13	
DIV. I NON-CONF.		10- 3	.76923 50	2- 0	172	150	84	.56461 84	15	15	
<hr/>											
TOTALS	RPI 1-25	RPI 26-50		W-L RECORDS	RPI 51-100		RPI 101-150		RPI 150+		
14- 7	0- 0	1- 1		OVERALL	1- 2		3- 2		9- 2		
6- 1	0- 0	1- 0		HOME	0- 0		1- 1		4- 0		
4- 5	0- 0	0- 1		AWAY	0- 2		0- 0		4- 2		
4- 1	0- 0	0- 0		NEUTRAL	1- 0		2- 1		1- 0		
<hr/>											
10- 3	0- 0	0- 0		NON-CONFERENCE	1- 1		3- 2		6- 0		
3- 1	0- 0	0- 0		HOME	0- 0		1- 1		2- 0		
3- 1	0- 0	0- 0		AWAY	0- 1		0- 0		3- 0		
4- 1	0- 0	0- 0		NEUTRAL	1- 0		2- 1		1- 0		
<hr/>											
4- 4	0- 0	1- 1		CONFERENCE	0- 1		0- 0		3- 2		
3- 0	0- 0	1- 0		HOME	0- 0		0- 0		2- 0		
1- 4	0- 0	0- 1		AWAY	0- 1		0- 0		1- 2		
0- 0	0- 0	0- 0		NEUTRAL	0- 0		0- 0		0- 0		
<hr/>											
RPI S	Opponent	Score	RPI S	Opponent	Score	RPI S	Opponent	Score	RPI S	Opponent	Score
			43 A	Lipscomb	1 3	60 A	LIU Brooklyn	1 3	107 N	Liberty	3 1
			43 H	Lipscomb	3 2	70 A	FGCU	1 3	118 H	Samford	3 0
						90 N	Temple	3 1	123 N	Boston College	0 3
									126 H	Eastern Mich.	0 3
									133 N	Radford	3 1
									172 A	Belmont	3 0
									176 A	Stetson	0 3
									180 H	Jacksonville	3 0
									203 H	North Florida	3 2
									232 H	SIUE	3 2
									239 A	Kennesaw St.	1 3
									259 H	Evansville	3 2
									265 A	USC Upstate	3 1
									275 A	Wright St.	3 0
									275 N	Wright St.	3 0
									302 A	Morehead St.	3 0
<hr/>											
LAST 10 GAMES											
			43 H	Lipscomb	3 2	265 A	USC Upstate	3 1			
			70 A	FGCU	1 3	239 A	Kennesaw St.	1 3			
			176 A	Stetson	0 3	43 A	Lipscomb	1 3			
			180 H	Jacksonville	3 0	275 N	Wright St.	3 0			
			203 H	North Florida	3 2	172 A	Belmont	3 0			

Non-Div. I Games:

Northern Ky.



**Non-Div. I Games:**

UC Irvine



Average RPI Win: 207		WON-LOST	WINNING	LAST 10	STRENGTH OF		OPP. STRENGTH	TEAM	ADJ	CONF.	ADJ CONF.						
Average RPI Loss: 178		RECORD	PCT. RANK	GAMES	SCHEDULE		OF SCHEDULE	RPI	RPI	RPI	RPI						
DIV. I ONLY		22- 5	.81481	24	245		215	96	.54319	107	20	22					
DIV. I NON-CONF.		13- 5	.72222	73	269		194	138	.50945	145	22	22					
<hr/>																	
TOTALS		RPI 1-25	RPI 26-50		W-L RECORDS		RPI 51-100		RPI 101-150		RPI 150+						
22- 5	0- 0	0- 0		OVERALL		2- 0		2- 3		18- 2							
9- 2	0- 0	0- 0		HOME		1- 0		1- 1		7- 1							
9- 0	0- 0	0- 0		AWAY		1- 0		1- 0		7- 0							
4- 3	0- 0	0- 0		NEUTRAL		0- 0		0- 2		4- 1							
<hr/>																	
13- 5	0- 0	0- 0		NON-CONFERENCE		1- 0		1- 3		11- 2							
4- 2	0- 0	0- 0		HOME		1- 0		0- 1		3- 1							
5- 0	0- 0	0- 0		AWAY		0- 0		1- 0		4- 0							
4- 3	0- 0	0- 0		NEUTRAL		0- 0		0- 2		4- 1							
<hr/>																	
9- 0	0- 0	0- 0		CONFERENCE		1- 0		1- 0		7- 0							
5- 0	0- 0	0- 0		HOME		0- 0		1- 0		4- 0							
4- 0	0- 0	0- 0		AWAY		1- 0		0- 0		3- 0							
0- 0	0- 0	0- 0		NEUTRAL		0- 0		0- 0		0- 0							
<hr/>																	
RPI S	Opponent	Score	RPI S	Opponent	Score	RPI S	Opponent	Score	RPI S	Opponent	Score						
						57 H	Virginia	3 2	105 N	Northern Ky.	1 3						
						76 A	Coastal Caro.	3 1	125 H	Murray St.	1 3						
						129 A	James Madison	3 1									
						130 N	Maryland	2 3									
						133 H	Radford	3 1									
						161 H	Winthrop	3 0									
						172 A	Belmont	3 1									
						174 A	Georgetown	3 1									
						175 H	UNC Greensboro	3 2									
						182 H	Howard	3 0									
						197 H	Campbell	3 0									
						204 H	Presbyterian	3 0									
						207 N	Fairfield	3 0									
						219 A	Brown	3 1									
						220 H	High Point	3 2									
						227 H	William & Mary	3 0									
						234 A	Gardner-Webb	3 0									
						263 N	Central Conn. St.	2 3									
						265 H	USC Upstate	0 3									
						275 N	Wright St.	3 2									
						277 A	Elon	3 0									
						292 A	UNC Asheville	3 1									
						301 A	Charleston So.	3 1									
						313 N	San Jose St.	3 0									
						325 N	UMass Lowell	3 1									
									LAST 10 GAMES								
									161 H	Winthrop	3 0	220 H	High Point	3 2			
			204 H	Presbyterian	3 0	197 H	Campbell	3 0									
			76 A	Coastal Caro.	3 1	292 A	UNC Asheville	3 1									
			301 A	Charleston So.	3 1	234 A	Gardner-Webb	3 0									
			227 H	William & Mary	3 0	133 H	Radford	3 1									

Non-Div. I Games:

Liberty



Average RPI Win:	248	WON-LOST	WINNING	LAST 10	STRENGTH OF	OPP. STRENGTH	TEAM	ADJ	CONF.	ADJ CONF.			
Average RPI Loss:	45	RECORD	PCT. RANK	GAMES	SCHEDULE	OF SCHEDULE	RPI	RPI	RPI	RPI			
DIV. I ONLY		15- 7	.68182	73	10- 0	198	174	124	.54082	108	26	26	
DIV. I NON-CONF.		5- 7	.41667	211	1- 0	54	60	117	.53933	108	26	25	
<hr/>													
TOTALS	RPI 1-25	RPI 26-50		W-L RECORDS		RPI 51-100		RPI 101-150		RPI 150+			
15- 7	1- 3	0- 1		OVERALL		0- 2		1- 1		13- 0			
8- 3	0- 0	0- 0		HOME		0- 2		0- 1		8- 0			
5- 2	0- 2	0- 0		AWAY		0- 0		0- 0		5- 0			
2- 2	1- 1	0- 1		NEUTRAL		0- 0		1- 0		0- 0			
<hr/>													
5- 7	1- 3	0- 1		NON-CONFERENCE		0- 2		1- 1		3- 0			
3- 3	0- 0	0- 0		HOME		0- 2		0- 1		3- 0			
0- 2	0- 2	0- 0		AWAY		0- 0		0- 0		0- 0			
2- 2	1- 1	0- 1		NEUTRAL		0- 0		1- 0		0- 0			
<hr/>													
10- 0	0- 0	0- 0		CONFERENCE		0- 0		0- 0		10- 0			
5- 0	0- 0	0- 0		HOME		0- 0		0- 0		5- 0			
5- 0	0- 0	0- 0		AWAY		0- 0		0- 0		5- 0			
0- 0	0- 0	0- 0		NEUTRAL		0- 0		0- 0		0- 0			
<hr/>													
RPI S	Opponent	Score		RPI S	Opponent	Score		RPI S	Opponent	Score			
2 A	Florida St.	0	3	45 N	Illinois St.	1	3	63 H	UNLV	1	3		
7 A	Oregon	0	3					64 H	Tulsa	0	3		
20 N	Ohio St.	1	3										
25 N	LSU	3	2										
<hr/>													
LAST 10 GAMES													
169 A A&M-Corpus Christi						3	1	261 A Southeastern La.				3	1
210 H Sam Houston St.						3	2	319 A New Orleans				3	0
278 H Lamar						3	0	254 A Incarnate Word				3	0
272 H Nicholls St.						3	0	299 A Abilene Christian				3	2
269 H McNeese St.						3	1	316 H Alabama A&M				3	0

Non-Div. I Games:

Central Ark.



Average RPI Win:		212	WON-LOST RECORD		WINNING PCT. RANK		LAST 10 GAMES		STRENGTH OF SCHEDULE		OPP. STRENGTH OF SCHEDULE		TEAM RPI		ADJ RPI		CONF. RPI		ADJ CONF. RPI		
DIV. I ONLY				21- 5	.80769	27	9- 1		276		138		106		.53957		109	19		19	
DIV. I NON-CONF.				13- 4	.76471	54	3- 0		287		108		124		.52268		129	21		21	
TOTALS		RPI 1-25		RPI 26-50			W-L RECORDS		RPI 51-100			RPI 101-150			RPI 150+						
21- 5		0- 1		0- 1			OVERALL		2- 1			1- 0			18- 2						
8- 1		0- 1		0- 0			HOME		2- 0			1- 0			5- 0						
9- 2		0- 0		0- 0			AWAY		0- 1			0- 0			9- 1						
4- 2		0- 0		0- 1			NEUTRAL		0- 0			0- 0			4- 1						
13- 4		0- 1		0- 1			NON-CONFERENCE		1- 0			0- 0			12- 2						
3- 1		0- 1		0- 0			HOME		1- 0			0- 0			2- 0						
6- 1		0- 0		0- 0			AWAY		0- 0			0- 0			6- 1						
4- 2		0- 0		0- 1			NEUTRAL		0- 0			0- 0			4- 1						
8- 1		0- 0		0- 0			CONFERENCE		1- 1			1- 0			6- 0						
5- 0		0- 0		0- 0			HOME		1- 0			1- 0			3- 0						
3- 1		0- 0		0- 0			AWAY		0- 1			0- 0			3- 0						
0- 0		0- 0		0- 0			NEUTRAL		0- 0			0- 0			0- 0						
RPI	S	Opponent		Score		RPI	S	Opponent		Score		RPI	S	Opponent		Score					
12	H	Nebraska		0	3	50	N	Pittsburgh		0	3	52	H	Xavier		3	2				
												81	H	VCU		3	1				
												91	A	George Washington		2	3				
												119	H	Saint Louis		3	1				
												151	A	Duquesne		3	1				
												153	H	Rhode Island		3	0				
												167	A	Eastern Ky.		3	0				
												171	A	Penn		3	1				
												179	A	Cleveland St.		1	3				
												180	A	Jacksonville		3	0				
												203	A	North Florida		3	0				
												213	N	Charlotte		1	3				
												214	N	Middle Tenn.		3	0				
												229	N	Navy		3	0				
												242	H	Bakersfield		3	1				
												258	A	Bowling Green		3	1				
												264	A	George Mason		3	0				
												267	A	La Salle		3	0				
												272	N	Nicholls St.		3	0				
												274	N	Toledo		3	1				
												275	A	Wright St.		3	2				
												288	H	Davidson		3	0				
												298	H	Fordham		3	0				
												302	H	Morehead St.		3	0				
						LAST 10 GAMES															
												91	A	George Washington		2	3				
												264	A	George Mason		3	0				
												81	H	VCU		3	1				
												288	H	Davidson		3	0				
												171	A	Penn		3	1				

Non-Div. I Games:

Dayton



Average RPI Win: 171		WON-LOST RECORD		WINNING PCT. RANK		LAST 10 GAMES		STRENGTH OF SCHEDULE		OPP. STRENGTH OF SCHEDULE		TEAM RPI		ADJ RPI		CONF. RPI		ADJ CONF. RPI	
DIV. I ONLY		13- 11		.54167 152		4- 6		84		101		112		.53842 110		5		5	
DIV. I NON-CONF.		9- 6		.6 123		0- 1		78		149		88		.55656 87		5		5	
TOTALS		RPI 1-25		RPI 26-50		W-L RECORDS		RPI 51-100		RPI 101-150		RPI 150+							
13- 11		0- 2		1- 2		OVERALL		2- 3		3- 3		7- 1							
5- 4		0- 1		1- 1		HOME		2- 0		0- 2		2- 0							
3- 6		0- 1		0- 1		AWAY		0- 3		2- 1		1- 0							
5- 1		0- 0		0- 0		NEUTRAL		0- 0		1- 0		4- 1							
9- 6		0- 0		1- 2		NON-CONFERENCE		1- 1		3- 2		4- 1							
2- 3		0- 0		1- 1		HOME		1- 0		0- 2		0- 0							
2- 2		0- 0		0- 1		AWAY		0- 1		2- 0		0- 0							
5- 1		0- 0		0- 0		NEUTRAL		0- 0		1- 0		4- 1							
4- 5		0- 2		0- 0		CONFERENCE		1- 2		0- 1		3- 0							
3- 1		0- 1		0- 0		HOME		1- 0		0- 0		2- 0							
1- 4		0- 1		0- 0		AWAY		0- 2		0- 1		1- 0							
0- 0		0- 0		0- 0		NEUTRAL		0- 0		0- 0		0- 0							
RPI S	Opponent	Score		RPI S	Opponent	Score		RPI S	Opponent	Score		RPI S	Opponent	Score					
8 A	Florida	0 3		39 A	Miami (FL)	1 3		52 H	Xavier	3 2		117 N	Boise St.	3 0					
25 H	LSU	0 3		43 H	Lipscomb	1 3		62 A	Ole Miss	0 3		119 H	Saint Louis	2 3					
				45 H	Illinois St.	3 1		67 A	South Carolina	1 3		124 A	Georgia	1 3					
								78 A	UMKC	1 3		143 H	Oakland	1 3					
								82 H	Auburn	3 0		146 A	North Texas	3 2					
												149 A	Idaho	3 2					
												175 N	UNC Greensboro	3 1					
												188 N	Eastern Wash.	3 1					
												208 H	Tennessee	3 0					
												243 N	Portland	3 1					
												247 A	Mississippi St.	3 2					
												247 H	Mississippi St.	3 0					
												255 N	Northwestern St.	0 3					
												328 N	Mississippi Val.	3 0					
				LAST 10 GAMES															
				67 A South Carolina 1 3				82 H Auburn 3 0											
				8 A Florida 0 3				124 A Georgia 1 3											
				247 A Mississippi St. 3 2				62 A Ole Miss 0 3											
				25 H LSU 0 3				208 H Tennessee 3 0											
				78 A UMKC 1 3				247 H Mississippi St. 3 0											



Average RPI Win:	177	WON-LOST RECORD		WINNING PCT. RANK		LAST 10 GAMES		STRENGTH OF SCHEDULE		OPP. STRENGTH OF SCHEDULE		TEAM RPI		ADJ RPI		CONF. RPI		ADJ CONF. RPI					
Average RPI Loss:	59																						
DIV. I ONLY		11- 11		.5	165	4- 6		85		45		123		.53829	111	6		6					
DIV. I NON-CONF.		7- 5		.58333	131	0- 0		112		57		103		.5459	98	6		6					
<hr/>																							
TOTALS		RPI 1-25		RPI 26-50		W-L RECORDS		RPI 51-100		RPI 101-150		RPI 150+											
11- 11		0- 3		2- 3		OVERALL		0- 3		1- 1		8- 1											
6- 1		0- 0		2- 0		HOME		0- 1		1- 0		3- 0											
1- 8		0- 2		0- 3		AWAY		0- 2		0- 0		1- 1											
4- 2		0- 1		0- 0		NEUTRAL		0- 0		0- 1		4- 0											
7- 5		0- 1		1- 2		NON-CONFERENCE		0- 1		1- 1		5- 0											
3- 0		0- 0		1- 0		HOME		0- 0		1- 0		1- 0											
0- 3		0- 0		0- 2		AWAY		0- 1		0- 0		0- 0											
4- 2		0- 1		0- 0		NEUTRAL		0- 0		0- 1		4- 0											
4- 6		0- 2		1- 1		CONFERENCE		0- 2		0- 0		3- 1											
3- 1		0- 0		1- 0		HOME		0- 1		0- 0		2- 0											
1- 5		0- 2		0- 1		AWAY		0- 1		0- 0		1- 1											
0- 0		0- 0		0- 0		NEUTRAL		0- 0		0- 0		0- 0											
RPI	S	Opponent		Score		RPI	S	Opponent		Score		RPI	S	Opponent		Score							
15	N	UCLA		0	3	30	A	Hawaii		1	3	51	A	Pacific		0	3	121	N	Utah St.	1	3	
23	A	BYU		1	3	36	A	Long Beach St.		1	3	59	H	Gonzaga		2	3	124	H	Georgia	3	1	
24	A	San Diego		1	3	37	A	Loyola Marymount		2	3	86	A	Denver		2	3	164	A	St. Mary's (CA)	1	3	
						47	H	SMU		3	0							164	H	St. Mary's (CA)	3	0	
						49	H	Santa Clara		3	0							165	A	Pepperdine	3	1	
																		197	N	Campbell	3	1	
																		199	N	UTEP	3	2	
																		215	N	Army	3	0	
																		243	H	Portland	3	2	
																		251	N	Nevada	3	0	
																		298	H	Fordham	3	0	
						LAST 10 GAMES																	
						164	A	St. Mary's (CA)		1	3	59	H	Gonzaga		2	3						
						51	A	Pacific		0	3	24	A	San Diego		1	3						
						165	A	Pepperdine		3	1	23	A	BYU		1	3						
						37	A	Loyola Marymount		2	3	164	H	St. Mary's (CA)		3	0						
						243	H	Portland		3	2	49	H	Santa Clara		3	0						

Non-Div. I Games:

San Francisco



Average RPI Win: 232		WON-LOST	WINNING	LAST 10	STRENGTH OF		OPP. STRENGTH	TEAM	ADJ	CONF.	ADJ CONF.
Average RPI Loss: 156		RECORD	PCT. RANK	GAMES	SCHEDULE		OF SCHEDULE	RPI	RPI	RPI	RPI
DIV. I ONLY		21- 3	.875	8	296		243	109	.53673	112	14
DIV. I NON-CONF.		12- 2	.85714	26	323		288	174	.48844	174	17
TOTALS		RPI 1-25	RPI 26-50		W-L RECORDS		RPI 51-100		RPI 101-150		RPI 150+
21- 3	0- 0	0- 1		OVERALL		0- 0		4- 1		17- 1	
11- 2	0- 0	0- 1		HOME		0- 0		2- 0		9- 1	
6- 1	0- 0	0- 0		AWAY		0- 0		2- 1		4- 0	
4- 0	0- 0	0- 0		NEUTRAL		0- 0		0- 0		4- 0	
12- 2	0- 0	0- 1		NON-CONFERENCE		0- 0		0- 0		12- 1	
6- 2	0- 0	0- 1		HOME		0- 0		0- 0		6- 1	
2- 0	0- 0	0- 0		AWAY		0- 0		0- 0		2- 0	
4- 0	0- 0	0- 0		NEUTRAL		0- 0		0- 0		4- 0	
9- 1	0- 0	0- 0		CONFERENCE		0- 0		4- 1		5- 0	
5- 0	0- 0	0- 0		HOME		0- 0		2- 0		3- 0	
4- 1	0- 0	0- 0		AWAY		0- 0		2- 1		2- 0	
0- 0	0- 0	0- 0		NEUTRAL		0- 0		0- 0		0- 0	
RPI S	Opponent	Score	RPI S	Opponent	Score	RPI S	Opponent	Score	RPI S	Opponent	Score
			49 H	Santa Clara	1 3				102 H	Towson	3 1
									113 A	UNCW	3 0
									113 H	UNCW	3 0
									129 A	James Madison	0 3
									132 A	Col. of Charleston	3 2
									158 H	Delaware	3 1
									173 A	UConn	3 1
									189 H	Northeastern	3 0
									206 N	Columbia	3 0
									225 N	Manhattan	3 0
									227 A	William & Mary	3 0
									230 H	Stony Brook	3 0
									240 H	Siena	3 0
									277 A	Elon	3 1
									277 H	Elon	3 0
									291 H	Sacred Heart	2 3
									298 H	Fordham	3 0
									307 H	Lafayette	3 1
									310 N	Bryant	3 0
									317 N	NJIT	3 0
									321 A	St. Francis Brooklyn	3 0
									321 H	St. Francis Brooklyn	3 1
									329 H	Quinnipiac	3 0
			LAST 10 GAMES								
			277 H	Elon	3 0		189 H	Northeastern	3 0		
			113 H	UNCW	3 0		158 H	Delaware	3 1		
			129 A	James Madison	0 3		102 H	Towson	3 1		
			227 A	William & Mary	3 0		113 A	UNCW	3 0		
			132 A	Col. of Charleston	3 2		277 A	Elon	3 1		

Non-Div. I Games:

Hofstra



Average RPI Win: 211		WON-LOST RECORD	WINNING PCT. RANK	LAST 10 GAMES	STRENGTH OF SCHEDULE	OPP. STRENGTH OF SCHEDULE	TEAM RPI	ADJ RPI	CONF. RPI	ADJ CONF. RPI	
Average RPI Loss: 127											
DIV. I ONLY		16- 8	.66667 82	6- 4	150	205	111	.53607 113	14	14	
DIV. I NON-CONF.		10- 4	.71429 74	0- 0	228	200	123	.52561 127	17	17	
TOTALS		RPI 1-25	RPI 26-50	W-L RECORDS	RPI 51-100	RPI 101-150	RPI 150+				
16- 8	0- 0	0- 0	OVERALL	1- 2	2- 4	13- 2					
6- 4	0- 0	0- 0	HOME	1- 1	1- 2	4- 1					
5- 2	0- 0	0- 0	AWAY	0- 1	1- 1	4- 0					
5- 2	0- 0	0- 0	NEUTRAL	0- 0	0- 1	5- 1					
10- 4	0- 0	0- 0	NON-CONFERENCE	1- 2	0- 1	9- 1					
4- 1	0- 0	0- 0	HOME	1- 1	0- 0	3- 0					
1- 1	0- 0	0- 0	AWAY	0- 1	0- 0	1- 0					
5- 2	0- 0	0- 0	NEUTRAL	0- 0	0- 1	5- 1					
6- 4	0- 0	0- 0	CONFERENCE	0- 0	2- 3	4- 1					
2- 3	0- 0	0- 0	HOME	0- 0	1- 2	1- 1					
4- 1	0- 0	0- 0	AWAY	0- 0	1- 1	3- 0					
0- 0	0- 0	0- 0	NEUTRAL	0- 0	0- 0	0- 0					
RPI S	Opponent	Score	RPI S	Opponent	Score	RPI S	Opponent	Score	RPI S	Opponent	Score
						76 H Coastal Caro.	3 1	102 H Towson	2 3		
						93 H North Carolina St.	2 3	112 A Hofstra	0 3		
						96 A Virginia Tech	0 3	112 H Hofstra	0 3		
								129 A James Madison	3 1		
								132 H Col. of Charleston	3 0		
								133 N Radford	0 3		
								158 H Delaware	0 3		
								177 N Marshall	3 0		
								188 H Eastern Wash.	3 0		
								189 A Northeastern	3 0		
								189 H Northeastern	3 2		
								197 H Campbell	3 2		
								207 H Fairfield	3 0		
								213 N Charlotte	1 3		
								220 N High Point	3 0		
								227 A William & Mary	3 0		
								277 A Elon	3 1		
								285 N Morgan St.	3 0		
								287 N Tennessee Tech	3 1		
								288 A Davidson	3 0		
								315 N Norfolk St.	3 0		
			LAST 10 GAMES								
			189 A Northeastern	3 0	277 A Elon	3 1					
			112 A Hofstra	0 3	129 A James Madison	3 1					
			102 H Towson	2 3	227 A William & Mary	3 0					
			158 H Delaware	0 3	112 H Hofstra	0 3					
			132 H Col. of Charleston	3 0	189 H Northeastern	3 2					

Non-Div. I Games:

UNCW



Average RPI Win:		177	WON-LOST RECORD		WINNING PCT. RANK	LAST 10 GAMES		STRENGTH OF SCHEDULE		OPP. STRENGTH OF SCHEDULE	TEAM RPI	ADJ RPI	CONF. RPI	ADJ CONF. RPI
Average RPI Loss:		62												
DIV. I ONLY			9- 10		.47368 182	6- 4		73		52	126	.53598 114	8	8
DIV. I NON-CONF.			5- 6		.45455 199	2- 0		68		47	111	.54019 106	7	7
TOTALS		RPI 1-25		RPI 26-50		W-L RECORDS		RPI 51-100		RPI 101-150		RPI 150+		
9- 10		0- 1		2- 4		OVERALL		1- 3		0- 2		6- 0		
5- 2		0- 0		2- 1		HOME		1- 0		0- 1		2- 0		
2- 4		0- 1		0- 1		AWAY		0- 1		0- 1		2- 0		
2- 4		0- 0		0- 2		NEUTRAL		0- 2		0- 0		2- 0		
5- 6		0- 1		1- 2		NON-CONFERENCE		1- 3		0- 0		3- 0		
2- 0		0- 0		1- 0		HOME		1- 0		0- 0		0- 0		
1- 2		0- 1		0- 0		AWAY		0- 1		0- 0		1- 0		
2- 4		0- 0		0- 2		NEUTRAL		0- 2		0- 0		2- 0		
4- 4		0- 0		1- 2		CONFERENCE		0- 0		0- 2		3- 0		
3- 2		0- 0		1- 1		HOME		0- 0		0- 1		2- 0		
1- 2		0- 0		0- 1		AWAY		0- 0		0- 1		1- 0		
0- 0		0- 0		0- 0		NEUTRAL		0- 0		0- 0		0- 0		
RPI S	Opponent	Score		RPI S	Opponent	Score		RPI S	Opponent	Score		RPI S	Opponent	Score
14 A	Colorado St.	0	3	27 N	Marquette	0	3	51 N	Pacific	0	3	106 A	UC Irvine	2 3
				30 A	Hawaii	1	3	81 N	VCU	1	3	147 H	UC Davis	0 3
				32 H	CSUN	3	0	95 A	California	1	3	191 H	Cal Poly	3 2
				36 H	Long Beach St.	0	3	100 H	Northern Ill.	3	1	193 A	Cal St. Fullerton	3 1
				37 N	Loyola Marymount	0	3					211 N	Fresno St.	3 1
				49 H	Santa Clara	3	0					251 N	Nevada	3 0
												283 H	UC Riverside	3 0
												286 A	Sacramento St.	3 0
LAST 10 GAMES														
	30 A	Hawaii	1	3		147 H	UC Davis	0	3					
	32 H	CSUN	3	0		283 H	UC Riverside	3	0					
	36 H	Long Beach St.	0	3		191 H	Cal Poly	3	2					
	193 A	Cal St. Fullerton	3	1		100 H	Northern Ill.	3	1					
	106 A	UC Irvine	2	3		49 H	Santa Clara	3	0					

Non-Div. I Games:

UC Santa Barbara



Average RPI Win:		187	WON-LOST RECORD		WINNING PCT. RANK		LAST 10 GAMES		STRENGTH OF SCHEDULE		OPP. STRENGTH OF SCHEDULE		TEAM RPI		ADJ RPI		CONF. RPI		ADJ CONF. RPI	
DIV. I ONLY			13- 9		.59091 127		5- 5		92		140		107		.53595 115		7		7	
DIV. I NON-CONF.			8- 4		.66667 91		0- 0		130		213		104		.53748 111		8		8	
TOTALS		RPI 1-25		RPI 26-50		W-L RECORDS		RPI 51-100		RPI 101-150		RPI 150+								
13- 9		0- 0		0- 2		OVERALL		1- 5		2- 0		10- 2								
6- 4		0- 0		0- 2		HOME		1- 1		1- 0		4- 1								
4- 4		0- 0		0- 0		AWAY		0- 3		1- 0		3- 1								
3- 1		0- 0		0- 0		NEUTRAL		0- 1		0- 0		3- 0								
8- 4		0- 0		0- 0		NON-CONFERENCE		0- 3		1- 0		7- 1								
4- 1		0- 0		0- 0		HOME		0- 0		1- 0		3- 1								
1- 2		0- 0		0- 0		AWAY		0- 2		0- 0		1- 0								
3- 1		0- 0		0- 0		NEUTRAL		0- 1		0- 0		3- 0								
5- 5		0- 0		0- 2		CONFERENCE		1- 2		1- 0		3- 1								
2- 3		0- 0		0- 2		HOME		1- 1		0- 0		1- 0								
3- 2		0- 0		0- 0		AWAY		0- 1		1- 0		2- 1								
0- 0		0- 0		0- 0		NEUTRAL		0- 0		0- 0		0- 0								
RPI S	Opponent		Score		RPI S	Opponent		Score		RPI S	Opponent		Score		RPI S	Opponent		Score		
					26 H	UCF		0	3	52 A	Xavier		0	3	106 H	UC Irvine		3	0	
					47 H	SMU		1	3	54 A	Louisville		0	3	148 A	Houston		3	2	
										61 N	Appalachian St.		1	3	151 H	Duquesne		3	1	
										64 H	Tulsa		3	0	153 A	Rhode Island		3	1	
										72 H	Memphis		1	3	157 H	South Fla.		3	2	
										90 A	Temple		0	3	170 N	Rutgers		3	1	
															173 A	UConn		3	1	
															184 A	East Carolina		2	3	
															186 A	Tulane		3	1	
															231 H	Central Mich.		1	3	
															252 H	Tennessee St.		3	1	
															252 N	Tennessee St.		3	1	
															301 H	Charleston So.		3	1	
															317 N	NJIT		3	0	
LAST 10 GAMES																				
					184 A	East Carolina		2	3	90 A	Temple		0	3						
					72 H	Memphis		1	3	64 H	Tulsa		3	0						
					26 H	UCF		0	3	47 H	SMU		1	3						
					157 H	South Fla.		3	2	186 A	Tulane		3	1						
					173 A	UConn		3	1	148 A	Houston		3	2						

Non-Div. I Games:

Cincinnati



Average RPI Win:	230	WON-LOST	WINNING	LAST 10	STRENGTH OF	OPP. STRENGTH	TEAM	ADJ	CONF.	ADJ CONF.	
Average RPI Loss:	87	RECORD	PCT. RANK	GAMES	SCHEDULE	OF SCHEDULE	RPI	RPI	RPI	RPI	
DIV. I ONLY	16- 5	.7619	44	7- 3	262	185	119	.53396	116	22	21
DIV. I NON-CONF.	9- 2	.81818	36	0- 0	232	162	89	.55614	89	19	19
<hr/>											
TOTALS	RPI 1-25	RPI 26-50		W-L RECORDS	RPI 51-100		RPI 101-150		RPI 150+		
16- 5	0- 0	0- 2		OVERALL	1- 1		1- 2		14- 0		
7- 0	0- 0	0- 0		HOME	0- 0		0- 0		7- 0		
5- 5	0- 0	0- 2		AWAY	0- 1		1- 2		4- 0		
4- 0	0- 0	0- 0		NEUTRAL	1- 0		0- 0		3- 0		
<hr/>											
9- 2	0- 0	0- 2		NON-CONFERENCE	1- 0		0- 0		8- 0		
3- 0	0- 0	0- 0		HOME	0- 0		0- 0		3- 0		
2- 2	0- 0	0- 2		AWAY	0- 0		0- 0		2- 0		
4- 0	0- 0	0- 0		NEUTRAL	1- 0		0- 0		3- 0		
<hr/>											
7- 3	0- 0	0- 0		CONFERENCE	0- 1		1- 2		6- 0		
4- 0	0- 0	0- 0		HOME	0- 0		0- 0		4- 0		
3- 3	0- 0	0- 0		AWAY	0- 1		1- 2		2- 0		
0- 0	0- 0	0- 0		NEUTRAL	0- 0		0- 0		0- 0		
<hr/>											
RPI S	Opponent	Score	RPI S	Opponent	Score	RPI S	Opponent	Score	RPI S	Opponent	Score
30	A Hawaii	0 3	30	A Hawaii	0 3	64	N Tulsa	3 1	128	A Idaho St.	1 3
30	A Hawaii	0 3				98	A Northern Colo.	1 3	138	A North Dakota	3 0
									149	A Idaho	0 3
									169	N A&M-Corpus Christi	3 1
									185	H Portland St.	3 1
									202	A Houston Baptist	3 1
									222	A Southern Utah	3 1
									235	N Chattanooga	3 0
									248	H Grand Canyon	3 0
									250	H Montana	3 0
									270	H Montana St.	3 0
									276	A Weber St.	3 0
									278	N Lamar	3 1
									280	H Albany (NY)	3 0
									283	H UC Riverside	3 1
									286	H Sacramento St.	3 0
									300	A Tex.-Pan American	3 0
<hr/>											
LAST 10 GAMES											
98 A Northern Colo.						1	3	250 H Montana	3	0	
138 A North Dakota						3	0	222 A Southern Utah	3	1	
128 A Idaho St.						1	3	149 A Idaho	0	3	
276 A Weber St.						3	0	286 H Sacramento St.	3	0	
270 H Montana St.						3	0	185 H Portland St.	3	1	

**Non-Div. I Games:**

Northern Ariz.



Average RPI Win:	197	WON-LOST RECORD	WINNING PCT. RANK	LAST 10 GAMES	STRENGTH OF SCHEDULE	OPP. STRENGTH OF SCHEDULE	TEAM RPI	ADJ RPI	CONF. RPI	ADJ CONF. RPI	
DIV. I ONLY		12- 10	.54545 148	5- 5	88	111	115	.53299 117	10	10	
DIV. I NON-CONF.		7- 5	.58333 131	0- 0	115	99	114	.53435 117	10	10	
<hr/>											
TOTALS	RPI 1-25	RPI 26-50		W-L RECORDS	RPI 51-100		RPI 101-150		RPI 150+		
12- 10	0- 3	0- 0		OVERALL	1- 4		2- 2		9- 1		
6- 3	0- 2	0- 0		HOME	1- 1		1- 0		4- 0		
2- 5	0- 1	0- 0		AWAY	0- 2		1- 1		1- 1		
4- 2	0- 0	0- 0		NEUTRAL	0- 1		0- 1		4- 0		
7- 5	0- 1	0- 0		NON-CONFERENCE	0- 2		1- 2		6- 0		
1- 2	0- 1	0- 0		HOME	0- 1		0- 0		1- 0		
2- 1	0- 0	0- 0		AWAY	0- 0		1- 1		1- 0		
4- 2	0- 0	0- 0		NEUTRAL	0- 1		0- 1		4- 0		
5- 5	0- 2	0- 0		CONFERENCE	1- 2		1- 0		3- 1		
5- 1	0- 1	0- 0		HOME	1- 0		1- 0		3- 0		
0- 4	0- 1	0- 0		AWAY	0- 2		0- 0		0- 1		
0- 0	0- 0	0- 0		NEUTRAL	0- 0		0- 0		0- 0		
RPI S	Opponent	Score	RPI S	Opponent	Score	RPI S	Opponent	Score	RPI S	Opponent	Score
3 H	Washington	0 3				56 A	Wyoming	2 3	108 A	Central Ark.	3 1
14 A	Colorado St.	0 3				56 H	Wyoming	3 1	110 N	Missouri	0 3
14 H	Colorado St.	0 3				59 H	Gonzaga	1 3	121 H	Utah St.	3 1
						64 N	Tulsa	2 3	149 A	Idaho	1 3
						99 A	New Mexico	0 3	169 A	A&M-Corpus Christi	3 0
									185 H	Portland St.	3 1
									188 N	Eastern Wash.	3 0
									211 H	Fresno St.	3 0
									212 A	Air Force	1 3
									233 N	Omaha	3 0
									251 H	Nevada	3 0
									254 N	Incarnate Word	3 0
									273 N	La.-Monroe	3 0
									313 H	San Jose St.	3 1
<hr/>											
			LAST 10 GAMES								
			56 A Wyoming 2 3			251 H Nevada 3 0					
			14 A Colorado St. 0 3			99 A New Mexico 0 3					
			211 H Fresno St. 3 0			212 A Air Force 1 3					
			121 H Utah St. 3 1			14 H Colorado St. 0 3					
			313 H San Jose St. 3 1			56 H Wyoming 3 1					

Non-Div. I Games:

Boise St.



**Non-Div. I Games:**

Samford



Average RPI Win:	205	WON-LOST	WINNING	LAST 10	STRENGTH OF	OPP. STRENGTH	TEAM	ADJ	CONF.	ADJ CONF.	
Average RPI Loss:	117	RECORD	PCT. RANK	GAMES	SCHEDULE	OF SCHEDULE	RPI	RPI	RPI	RPI	
DIV. I ONLY	17- 7	.70833	61	7- 3	238	145	121	.531	119	19	19
DIV. I NON-CONF.	11- 4	.73333	63	1- 0	223	107	105	.5428	103	21	21
<hr/>											
TOTALS	RPI 1-25	RPI 26-50		W-L RECORDS	RPI 51-100		RPI 101-150		RPI 150+		
17- 7	0- 0	1- 1		OVERALL	1- 3		1- 1		14- 2		
7- 5	0- 0	0- 1		HOME	0- 3		0- 0		7- 1		
7- 1	0- 0	1- 0		AWAY	1- 0		1- 1		4- 0		
3- 1	0- 0	0- 0		NEUTRAL	0- 0		0- 0		3- 1		
<hr/>											
11- 4	0- 0	1- 1		NON-CONFERENCE	0- 2		1- 0		9- 1		
5- 3	0- 0	0- 1		HOME	0- 2		0- 0		5- 0		
3- 0	0- 0	1- 0		AWAY	0- 0		1- 0		1- 0		
3- 1	0- 0	0- 0		NEUTRAL	0- 0		0- 0		3- 1		
<hr/>											
6- 3	0- 0	0- 0		CONFERENCE	1- 1		0- 1		5- 1		
2- 2	0- 0	0- 0		HOME	0- 1		0- 0		2- 1		
4- 1	0- 0	0- 0		AWAY	1- 0		0- 1		3- 0		
0- 0	0- 0	0- 0		NEUTRAL	0- 0		0- 0		0- 0		
<hr/>											
RPI S	Opponent	Score	RPI S	Opponent	Score	RPI S	Opponent	Score	RPI S	Opponent	Score
			29 H	Alabama	0 3	72 H	Memphis	1 3	109 A	Dayton	1 3
			34 A	Purdue	3 2	81 H	VCU	1 3	110 A	Missouri	3 2
						85 H	UNI	2 3	151 A	Duquesne	3 2
						91 A	George Washington	3 1	153 H	Rhode Island	3 1
									156 N	Notre Dame	1 3
									166 H	Indiana St.	3 1
									199 N	UTEP	3 0
									212 H	Air Force	3 1
									223 H	Southeast Mo. St.	3 0
									224 N	Eastern Ill.	3 1
									233 H	Omaha	3 0
									264 A	George Mason	3 0
									267 A	La Salle	3 0
									268 A	Western Ill.	3 0
									282 H	Canisius	3 1
									288 H	Davidson	2 3
									298 H	Fordham	3 0
									302 N	Morehead St.	3 0
<hr/>											
			LAST 10 GAMES								
			109 A	Dayton	1 3	91 A	George Washington	3 1			
			298 H	Fordham	3 0	288 H	Davidson	2 3			
			153 H	Rhode Island	3 1	81 H	VCU	1 3			
			166 H	Indiana St.	3 1	151 A	Duquesne	3 2			
			264 A	George Mason	3 0	267 A	La Salle	3 0			

Non-Div. I Games:

Saint Louis



Average RPI Win:	216	WON-LOST	WINNING	LAST 10		STRENGTH OF	OPP. STRENGTH	TEAM		ADJ	CONF.	ADJ CONF.			
Average RPI Loss:	115	RECORD	PCT. RANK	GAMES		SCHEDULE	OF SCHEDULE	RPI		RPI	RPI	RPI			
DIV. I ONLY		15- 8	.65217	90	6- 4	140	203	113	.53089	120	15	15			
DIV. I NON-CONF.		9- 4	.69231	85	1- 0	129	276	101	.53644	112	14	13			
<hr/>															
TOTALS	RPI 1-25	RPI 26-50		W-L RECORDS		RPI 51-100		RPI 101-150		RPI 150+					
15- 8	0- 0	0- 2		OVERALL		1- 3		0- 1		14- 2					
5- 2	0- 0	0- 1		HOME		0- 0		0- 0		5- 1					
7- 3	0- 0	0- 1		AWAY		1- 1		0- 1		6- 0					
3- 3	0- 0	0- 0		NEUTRAL		0- 2		0- 0		3- 1					
<hr/>															
9- 4	0- 0	0- 0		NON-CONFERENCE		1- 2		0- 0		8- 2					
2- 1	0- 0	0- 0		HOME		0- 0		0- 0		2- 1					
4- 0	0- 0	0- 0		AWAY		1- 0		0- 0		3- 0					
3- 3	0- 0	0- 0		NEUTRAL		0- 2		0- 0		3- 1					
<hr/>															
6- 4	0- 0	0- 2		CONFERENCE		0- 1		0- 1		6- 0					
3- 1	0- 0	0- 1		HOME		0- 0		0- 0		3- 0					
3- 3	0- 0	0- 1		AWAY		0- 1		0- 1		3- 0					
0- 0	0- 0	0- 0		NEUTRAL		0- 0		0- 0		0- 0					
<hr/>															
RPI	S	Opponent	Score	RPI	S	Opponent	Score	RPI	S	Opponent	Score				
				38	A	Western Ky.	1 3	70	A	FGCU	3 1	146	A	North Texas	1 3
				38	H	Western Ky.	0 3	76	N	Coastal Caro.	2 3	163	H	Southern Miss.	3 0
								78	N	UMKC	1 3	176	H	Stetson	3 1
								89	A	UTSA	1 3	180	A	Jacksonville	3 0
												182	N	Howard	2 3
												186	A	Tulane	3 0
												199	A	UTEP	3 0
												203	A	North Florida	3 0
												213	A	Charlotte	3 1
												214	H	Middle Tenn.	3 0
												236	A	FIU	3 1
												241	H	UAB	3 0
												261	N	Southeastern La.	3 1
												269	H	McNeese St.	2 3
												279	N	Alabama St.	3 0
												306	H	Bethune-Cookman	3 0
												306	N	Bethune-Cookman	3 0
<hr/>															
				LAST 10 GAMES											
				38	A	Western Ky.	1 3	38	H	Western Ky.	0 3				
				146	A	North Texas	1 3	241	H	UAB	3 0				
				214	H	Middle Tenn.	3 0	199	A	UTEP	3 0				
				163	H	Southern Miss.	3 0	89	A	UTSA	1 3				
				213	A	Charlotte	3 1	279	N	Alabama St.	3 0				

Non-Div. I Games:

Fla. Atlantic



Average RPI Win: 171		WON-LOST	WINNING	LAST 10	STRENGTH OF		OPP. STRENGTH	TEAM	ADJ	CONF.	ADJ CONF.
Average RPI Loss: 69		RECORD	PCT. RANK	GAMES	SCHEDULE		OF SCHEDULE	RPI	RPI	RPI	RPI
DIV. I ONLY		9- 11	.45	192	59		65	125	.53078	121	10
DIV. I NON-CONF.		4- 6	.4	219	77		30	132	.52006	132	10
TOTALS		RPI 1-25	RPI 26-50		W-L RECORDS		RPI 51-100		RPI 101-150		RPI 150+
9- 11	0- 3	0- 2		OVERALL		1- 3		4- 1		4- 2	
5- 4	0- 1	0- 1		HOME		1- 1		1- 0		3- 1	
2- 5	0- 1	0- 1		AWAY		0- 2		1- 1		1- 0	
2- 2	0- 1	0- 0		NEUTRAL		0- 0		2- 0		0- 1	
4- 6	0- 1	0- 2		NON-CONFERENCE		0- 1		4- 0		0- 2	
1- 3	0- 0	0- 1		HOME		0- 1		1- 0		0- 1	
1- 1	0- 0	0- 1		AWAY		0- 0		1- 0		0- 0	
2- 2	0- 1	0- 0		NEUTRAL		0- 0		2- 0		0- 1	
5- 5	0- 2	0- 0		CONFERENCE		1- 2		0- 1		4- 0	
4- 1	0- 1	0- 0		HOME		1- 0		0- 0		3- 0	
1- 4	0- 1	0- 0		AWAY		0- 2		0- 1		1- 0	
0- 0	0- 0	0- 0		NEUTRAL		0- 0		0- 0		0- 0	
RPI S	Opponent	Score	RPI S	Opponent	Score	RPI S	Opponent	Score	RPI S	Opponent	Score
14 A	Colorado St.	0 <span>3</span>	30 A	Hawaii	0 <span>3</span>	55 H	Utah	0 <span>3</span>	106 A	UC Irvine	3 2
14 H	Colorado St.	1 <span>3</span>	35 H	Oregon St.	2 <span>3</span>	56 A	Wyoming	1 <span>3</span>	111 N	San Francisco	3 1
15 N	UCLA	1 <span>3</span>				56 H	Wyoming	3 2	117 A	Boise St.	1 <span>3</span>
						99 A	New Mexico	2 <span>3</span>	128 H	Idaho St.	3 1
									149 N	Idaho	3 1
									164 H	St. Mary's (CA)	1 <span>3</span>
									165 N	Pepperdine	2 <span>3</span>
									211 H	Fresno St.	3 0
									212 A	Air Force	3 2
									251 H	Nevada	3 0
									313 H	San Jose St.	3 1
LAST 10 GAMES											
14 A	Colorado St.	0 <span>3</span>	313 H	San Jose St.	3 1						
56 A	Wyoming	1 <span>3</span>	212 A	Air Force	3 2						
211 H	Fresno St.	3 0	99 A	New Mexico	2 <span>3</span>						
117 A	Boise St.	1 <span>3</span>	56 H	Wyoming	3 2						
251 H	Nevada	3 0	14 H	Colorado St.	1 <span>3</span>						

Non-Div. I Games:

Utah St.



Average RPI Win:		193	WON-LOST RECORD		WINNING PCT. RANK		LAST 10 GAMES		STRENGTH OF SCHEDULE		OPP. STRENGTH OF SCHEDULE		TEAM RPI		ADJ RPI		CONF. RPI		ADJ CONF. RPI			
Average RPI Loss:		96																				
DIV. I ONLY			13- 10		.56522	142	7- 3		107	120	122	.5305	122	16	16							
DIV. I NON-CONF.			6- 7		.46154	183	0- 0		99	78	139	.5137	139	16	16							
TOTALS		RPI 1-25		RPI 26-50			W-L RECORDS		RPI 51-100			RPI 101-150			RPI 150+							
13- 10		0- 1		0- 2			OVERALL		2- 4			1- 1			10- 2							
6- 2		0- 0		0- 1			HOME		1- 0			1- 0			4- 1							
4- 5		0- 1		0- 0			AWAY		0- 3			0- 1			4- 0							
3- 3		0- 0		0- 1			NEUTRAL		1- 1			0- 0			2- 1							
6- 7		0- 1		0- 1			NON-CONFERENCE		2- 3			0- 0			4- 2							
2- 1		0- 0		0- 0			HOME		1- 0			0- 0			1- 1							
1- 3		0- 1		0- 0			AWAY		0- 2			0- 0			1- 0							
3- 3		0- 0		0- 1			NEUTRAL		1- 1			0- 0			2- 1							
7- 3		0- 0		0- 1			CONFERENCE		0- 1			1- 1			6- 0							
4- 1		0- 0		0- 1			HOME		0- 0			1- 0			3- 0							
3- 2		0- 0		0- 0			AWAY		0- 1			0- 1			3- 0							
0- 0		0- 0		0- 0			NEUTRAL		0- 0			0- 0			0- 0							
RPI	S	Opponent		Score		RPI	S	Opponent		Score		RPI	S	Opponent		Score						
5	A	Wisconsin		0	3	39	N	Miami (FL)		2	3	56	A	Wyoming		1	3	126	H	Eastern Mich.	3	2
						44	H	Ohio		1	3	57	N	Virginia		3	0	144	A	Miami (OH)	0	3
												73	N	Missouri St.		2	3	155	A	Buffalo	3	1
												81	A	VCU		2	3	159	A	Western Mich.	3	2
												98	H	Northern Colo.		3	0	192	H	Kent St.	3	0
												100	A	Northern Ill.		0	3	195	N	South Ala.	0	3
																		217	N	East Tenn. St.	3	1
																		221	A	IPFW	3	2
																		224	H	Eastern Ill.	1	3
																		231	H	Central Mich.	3	1
																		250	N	Montana	3	2
																		258	A	Bowling Green	3	0
																		268	H	Western Ill.	3	0
																		274	H	Toledo	3	1
LAST 10 GAMES																						
						258	A	Bowling Green		3	0	274	H	Toledo		3	1					
						144	A	Miami (OH)		0	3	231	H	Central Mich.		3	1					
						192	H	Kent St.		3	0	126	H	Eastern Mich.		3	2					
						44	H	Ohio		1	3	100	A	Northern Ill.		0	3					
						155	A	Buffalo		3	1	159	A	Western Mich.		3	2					

Non-Div. I Games:

Ball St.



Average RPI Win:		156	WON-LOST RECORD		WINNING PCT. RANK		LAST 10 GAMES		STRENGTH OF SCHEDULE		OPP. STRENGTH OF SCHEDULE		TEAM RPI		ADJ RPI		CONF. RPI		ADJ CONF. RPI		
Average RPI Loss:		97																			
DIV. I ONLY			8- 12		.4 224		3- 7		29		121		118		.52979 123		4		4		
DIV. I NON-CONF.			5- 6		.45455 199		0- 1		36		226		113		.5311 120		4		4		
TOTALS		RPI 1-25		RPI 26-50		W-L RECORDS		RPI 51-100		RPI 101-150		RPI 150+									
8- 12		0- 2		0- 3		OVERALL		3- 3		1- 1		4- 3									
4- 3		0- 1		0- 1		HOME		0- 0		0- 1		4- 0									
2- 7		0- 1		0- 1		AWAY		2- 3		0- 0		0- 2									
2- 2		0- 0		0- 1		NEUTRAL		1- 0		1- 0		0- 1									
5- 6		0- 0		0- 1		NON-CONFERENCE		2- 2		1- 1		2- 2									
2- 1		0- 0		0- 0		HOME		0- 0		0- 1		2- 0									
1- 3		0- 0		0- 0		AWAY		1- 2		0- 0		0- 1									
2- 2		0- 0		0- 1		NEUTRAL		1- 0		1- 0		0- 1									
3- 6		0- 2		0- 2		CONFERENCE		1- 1		0- 0		2- 1									
2- 2		0- 1		0- 1		HOME		0- 0		0- 0		2- 0									
1- 4		0- 1		0- 1		AWAY		1- 1		0- 0		0- 1									
0- 0		0- 0		0- 0		NEUTRAL		0- 0		0- 0		0- 0									
RPI	S	Opponent		Score		RPI	S	Opponent		Score		RPI	S	Opponent		Score					
6	A	North Carolina		0 3		39	H	Miami (FL)		0 3		54	A	Louisville		3 2		105	N	Northern Ky.	3 0
19	H	Duke		0 3		48	N	Minnesota		2 3		60	A	LIU Brooklyn		2 3		145	H	Marist	2 3
						50	A	Pittsburgh		0 3		83	A	Harvard		2 3		152	H	Wake Forest	3 1
												90	N	Temple		3 2		156	A	Notre Dame	2 3
												93	A	North Carolina St.		1 3		189	A	Northeastern	1 3
												97	A	Yale		3 0		196	H	Syracuse	3 0
																		271	H	Hartford	3 0
																		280	N	Albany (NY)	2 3
																		281	H	Holy Cross	3 0
LAST 10 GAMES																					
						93	A	North Carolina St.		1 3		19	H	Duke		0 3					
						6	A	North Carolina		0 3		196	H	Syracuse		3 0					
						156	A	Notre Dame		2 3		50	A	Pittsburgh		0 3					
						152	H	Wake Forest		3 1		54	A	Louisville		3 2					
						39	H	Miami (FL)		0 3		83	A	Harvard		2 3					

Non-Div. I Games:

Boston College



Average RPI Win: 203		WON-LOST	WINNING	LAST 10	STRENGTH OF	OPP. STRENGTH	TEAM	ADJ	CONF.	ADJ CONF.						
Average RPI Loss: 52		RECORD	PCT. RANK	GAMES	SCHEDULE	OF SCHEDULE	RPI	RPI	RPI	RPI						
DIV. I ONLY		10- 11	.47619	179	3- 7	83	51	133	.52965	124	5	5				
DIV. I NON-CONF.		8- 4	.66667	91	1- 0	154	165	107	.54176	104	5	5				
<hr/>																
TOTALS		RPI 1-25	RPI 26-50		W-L RECORDS		RPI 51-100		RPI 101-150		RPI 150+					
10- 11		0- 4	0- 2		OVERALL		0- 4		3- 1		7- 0					
6- 4		0- 1	0- 1		HOME		0- 2		2- 0		4- 0					
1- 6		0- 2	0- 0		AWAY		0- 2		1- 1		0- 0					
3- 1		0- 0	0- 1		NEUTRAL		0- 0		0- 0		3- 0					
8- 4		0- 0	0- 1		NON-CONFERENCE		0- 2		2- 1		6- 0					
4- 2		0- 0	0- 0		HOME		0- 2		1- 0		3- 0					
1- 1		0- 0	0- 0		AWAY		0- 0		1- 1		0- 0					
3- 1		0- 0	0- 1		NEUTRAL		0- 0		0- 0		3- 0					
2- 7		0- 4	0- 1		CONFERENCE		0- 2		1- 0		1- 0					
2- 2		0- 1	0- 1		HOME		0- 0		1- 0		1- 0					
0- 5		0- 3	0- 0		AWAY		0- 2		0- 0		0- 0					
0- 0		0- 0	0- 0		NEUTRAL		0- 0		0- 0		0- 0					
RPI	S	Opponent	Score	RPI	S	Opponent	Score	RPI	S	Opponent	Score					
8	A	Florida	0 <div>3</div>	29	H	Alabama	1 <div>3</div>	65	A	Arkansas	2 <div>3</div>	103	A	Georgia Tech	3	1
10	H	Kentucky	0 <div>3</div>	47	N	SMU	1 <div>3</div>	82	A	Auburn	1 <div>3</div>	110	H	Missouri	3	1
18	A	Texas A&M	2 <div>3</div>					83	H	Harvard	1 <div>3</div>	111	A	San Francisco	1	<div>3</div>
25	A	LSU	1 <div>3</div>					93	H	North Carolina St.	1 <div>3</div>	132	H	Col. of Charleston	3	0
												163	N	Southern Miss.	3	1
												172	H	Belmont	3	0
												208	H	Tennessee	3	0
												235	H	Chattanooga	3	0
												292	H	UNC Asheville	3	0
												298	N	Fordham	3	1
												316	N	Alabama A&M	3	0
<hr/>																
LAST 10 GAMES																
25	A	LSU	1 <div>3</div>	8	A	Florida	0 <div>3</div>									
18	A	Texas A&M	2 <div>3</div>	110	H	Missouri	3	1								
208	H	Tennessee	3	0	82	A	Auburn	1 <div>3</div>								
10	H	Kentucky	0 <div>3</div>	29	H	Alabama	1 <div>3</div>									
65	A	Arkansas	2 <div>3</div>	316	N	Alabama A&M	3	0								

Non-Div. I Games:

Georgia



Average RPI Win: 238		WON-LOST	WINNING	LAST 10	STRENGTH OF		OPP. STRENGTH	TEAM	ADJ	CONF.	ADJ CONF.
Average RPI Loss: 195		RECORD	PCT. RANK	GAMES	SCHEDULE		OF SCHEDULE	RPI	RPI	RPI	RPI
DIV. I ONLY		18- 4	.81818	19	9- 1		259	288	114	.52941	125
DIV. I NON-CONF.		9- 3	.75	55	0- 0		266	320	144	.50597	148
TOTALS		RPI 1-25	RPI 26-50		W-L RECORDS		RPI 51-100		RPI 101-150		RPI 150+
18- 4	0- 0	0- 0		OVERALL		0- 1		1- 1		17- 2	
5- 0	0- 0	0- 0		HOME		0- 0		0- 0		5- 0	
7- 2	0- 0	0- 0		AWAY		0- 0		1- 1		6- 1	
6- 2	0- 0	0- 0		NEUTRAL		0- 1		0- 0		6- 1	
9- 3	0- 0	0- 0		NON-CONFERENCE		0- 1		1- 1		8- 1	
0- 0	0- 0	0- 0		HOME		0- 0		0- 0		0- 0	
3- 1	0- 0	0- 0		AWAY		0- 0		1- 1		2- 0	
6- 2	0- 0	0- 0		NEUTRAL		0- 1		0- 0		6- 1	
9- 1	0- 0	0- 0		CONFERENCE		0- 0		0- 0		9- 1	
5- 0	0- 0	0- 0		HOME		0- 0		0- 0		5- 0	
4- 1	0- 0	0- 0		AWAY		0- 0		0- 0		4- 1	
0- 0	0- 0	0- 0		NEUTRAL		0- 0		0- 0		0- 0	
RPI S	Opponent	Score	RPI S	Opponent	Score	RPI S	Opponent	Score	RPI S	Opponent	Score
						91 N	George Washington	1 3	107 A	Liberty	3 1
									137 A	Valparaiso	1 3
									167 H	Eastern Ky.	3 1
									172 A	Belmont	3 0
									182 N	Howard	3 0
									223 H	Southeast Mo. St.	3 0
									224 A	Eastern Ill.	3 1
									224 H	Eastern Ill.	3 1
									232 A	SIUE	3 1
									232 H	SIUE	3 0
									235 A	Chattanooga	3 2
									249 H	UT Martin	3 1
									252 A	Tennessee St.	3 0
									265 N	USC Upstate	3 0
									266 A	Austin Peay	0 3
									275 N	Wright St.	3 0
									279 A	Alabama St.	3 1
									286 N	Sacramento St.	1 3
									311 N	Southern U.	3 0
									328 N	Mississippi Val.	3 0
									330 N	South Carolina St.	3 0
LAST 10 GAMES											
						224 H	Eastern Ill.	3 1	224 A	Eastern Ill.	3 1
						232 H	SIUE	3 0	167 H	Eastern Ky.	3 1
						252 A	Tennessee St.	3 0	266 A	Austin Peay	0 3
						172 A	Belmont	3 0	249 H	UT Martin	3 1
						232 A	SIUE	3 1	223 H	Southeast Mo. St.	3 0

Non-Div. I Games:

Murray St.



Average RPI Win:		203	WON-LOST RECORD		WINNING PCT. RANK		LAST 10 GAMES		STRENGTH OF SCHEDULE		OPP. STRENGTH OF SCHEDULE		TEAM RPI		ADJ RPI		CONF. RPI		ADJ CONF. RPI					
DIV. I ONLY			14- 10		.58333 135		6- 4		119		151		127		.52892 126		16		16					
DIV. I NON-CONF.			9- 5		.64286 107		1- 0		71		129		72		.57395 72		16		16					
TOTALS		RPI 1-25		RPI 26-50		W-L RECORDS		RPI 51-100		RPI 101-150		RPI 150+												
14- 10		0- 1		0- 1		OVERALL		0- 2		3- 4		11- 2												
3- 4		0- 0		0- 0		HOME		0- 1		0- 2		3- 1												
7- 3		0- 0		0- 1		AWAY		0- 0		2- 1		5- 1												
4- 3		0- 1		0- 0		NEUTRAL		0- 1		1- 1		3- 0												
9- 5		0- 1		0- 1		NON-CONFERENCE		0- 1		3- 2		6- 0												
1- 1		0- 0		0- 0		HOME		0- 0		0- 1		1- 0												
4- 1		0- 0		0- 1		AWAY		0- 0		2- 0		2- 0												
4- 3		0- 1		0- 0		NEUTRAL		0- 1		1- 1		3- 0												
5- 5		0- 0		0- 0		CONFERENCE		0- 1		0- 2		5- 2												
2- 3		0- 0		0- 0		HOME		0- 1		0- 1		2- 1												
3- 2		0- 0		0- 0		AWAY		0- 0		0- 1		3- 1												
0- 0		0- 0		0- 0		NEUTRAL		0- 0		0- 0		0- 0												
RPI	S	Opponent			Score		RPI	S	Opponent			Score		RPI	S	Opponent			Score					
16	N	Kansas St.			2 3		46	A	Michigan			0 3		57	N	Virginia			1 3					
														100	H	Northern Ill.			2 3					
																105 A Northern Ky.			3 0					
																106 H UC Irvine			1 3					
																118 N Samford			2 3					
																122 A Ball St.			2 3					
																141 N Youngstown St.			3 0					
																143 A Oakland			3 0					
																144 H Miami (OH)			0 3					
																155 A Buffalo			3 2					
																159 H Western Mich.			0 3					
																177 A Marshall			3 2					
																192 H Kent St.			3 0					
																194 N Ill.-Chicago			3 2					
																221 H IPFW			3 0					
																231 A Central Mich.			1 3					
																232 N SIUE			3 1					
																244 N Coppin St.			3 0					
																246 A UMBC			3 0					
																258 H Bowling Green			3 0					
																260 A Akron			3 0					
																274 A Toledo			3 1					
LAST 10 GAMES																								
260 A Akron							3 0		100 H Northern Ill.							2 3								
155 A Buffalo							3 2		274 A Toledo							3 1								
258 H Bowling Green							3 0		122 A Ball St.							2 3								
144 H Miami (OH)							0 3		143 A Oakland							3 0								
159 H Western Mich.							0 3		192 H Kent St.							3 0								

**Non-Div. I Games:**

Eastern Mich.



Average RPI Win: 210		WON-LOST	WINNING	LAST 10	STRENGTH OF	OPP. STRENGTH	TEAM	ADJ	CONF.	ADJ CONF.							
Average RPI Loss: 54		RECORD	PCT. RANK	GAMES	SCHEDULE	OF SCHEDULE	RPI	RPI	RPI	RPI							
DIV. I ONLY		12- 10	.54545	148	4- 6	117	84	130	.52794	127	2	2					
DIV. I NON-CONF.		10- 4	.71429	74	2- 0	294	209	151	.50464	152	3	3					
<hr/>																	
TOTALS		RPI 1-25	RPI 26-50		W-L RECORDS		RPI 51-100		RPI 101-150		RPI 150+						
12- 10		0- 5	2- 1		OVERALL		1- 3		0- 0		9- 1						
9- 2		0- 1	2- 1		HOME		1- 0		0- 0		6- 0						
1- 6		0- 4	0- 0		AWAY		0- 2		0- 0		1- 0						
2- 2		0- 0	0- 0		NEUTRAL		0- 1		0- 0		2- 1						
10- 4		0- 1	1- 1		NON-CONFERENCE		0- 1		0- 0		9- 1						
7- 1		0- 0	1- 1		HOME		0- 0		0- 0		6- 0						
1- 1		0- 1	0- 0		AWAY		0- 0		0- 0		1- 0						
2- 2		0- 0	0- 0		NEUTRAL		0- 1		0- 0		2- 1						
2- 6		0- 4	1- 0		CONFERENCE		1- 2		0- 0		0- 0						
2- 1		0- 1	1- 0		HOME		1- 0		0- 0		0- 0						
0- 5		0- 3	0- 0		AWAY		0- 2		0- 0		0- 0						
0- 0		0- 0	0- 0		NEUTRAL		0- 0		0- 0		0- 0						
<hr/>																	
RPI	S	Opponent		Score		RPI	S	Opponent		Score		RPI	S	Opponent		Score	
4	A	Texas		0 3		28	H	Iowa St.		3 1		156	A	Notre Dame		3 1	
11	A	Penn St.		0 3		39	H	Miami (FL)		3 2		71	A	West Virginia		2 3	
16	H	Kansas St.		0 3		42	H	UALR		0 3		79	A	Texas Tech		1 3	
21	A	Oklahoma		0 3								85	N	UNI		0 3	
22	A	Kansas		0 3													

Non-Div. I Games:

TCU



Average RPI Win:		214	WON-LOST RECORD		WINNING PCT. RANK		LAST 10 GAMES		STRENGTH OF SCHEDULE		OPP. STRENGTH OF SCHEDULE		TEAM RPI		ADJ RPI		CONF. RPI		ADJ CONF. RPI				
Average RPI Loss:		64																					
DIV. I ONLY			15- 8		.65217 90		9- 1		237		108		136		.52672 128		22		21				
DIV. I NON-CONF.			6- 7		.46154 183		0- 0		222		45		192		.48468 185		19		19				
-----																							
TOTALS		RPI 1-25		RPI 26-50		W-L RECORDS		RPI 51-100		RPI 101-150		RPI 150+											
15- 8		0- 1		0- 3		OVERALL		0- 2		3- 2		12- 0											
5- 2		0- 1		0- 0		HOME		0- 1		2- 0		3- 0											
5- 3		0- 0		0- 2		AWAY		0- 0		1- 1		4- 0											
5- 3		0- 0		0- 1		NEUTRAL		0- 1		0- 1		5- 0											
6- 7		0- 1		0- 3		NON-CONFERENCE		0- 1		0- 2		6- 0											
0- 1		0- 1		0- 0		HOME		0- 0		0- 0		0- 0											
1- 3		0- 0		0- 2		AWAY		0- 0		0- 1		1- 0											
5- 3		0- 0		0- 1		NEUTRAL		0- 1		0- 1		5- 0											
9- 1		0- 0		0- 0		CONFERENCE		0- 1		3- 0		6- 0											
5- 1		0- 0		0- 0		HOME		0- 1		2- 0		3- 0											
4- 0		0- 0		0- 0		AWAY		0- 0		1- 0		3- 0											
0- 0		0- 0		0- 0		NEUTRAL		0- 0		0- 0		0- 0											
RPI	S	Opponent		Score		RPI	S	Opponent		Score		RPI	S	Opponent		Score							
23	H	BYU		0 3		31	A	Arizona St.		1 3		66	N	Butler		1 3		104	N	Iowa		1 3	
						33	A	Colorado		1 3		98	H	Northern Colo.		2 3		116	H	Northern Ariz.		3 1	
						35	N	Oregon St.		0 3								121	A	Utah St.		1 3	
																		138	H	North Dakota		3 0	
																		149	A	Idaho		3 0	
																		164	N	St. Mary's (CA)		3 1	
																		185	A	Portland St.		3 0	
																		188	A	Eastern Wash.		3 0	
																		209	A	Utah Valley		3 0	
																		222	H	Southern Utah		3 1	
																		241	N	UAB		3 0	
																		243	N	Portland		3 0	
																		245	N	Robert Morris		3 0	
																		270	H	Montana St.		3 0	
																		276	H	Weber St.		3 0	
																		283	N	UC Riverside		3 1	
																		286	A	Sacramento St.		3 1	

Non-Div. I Games:

Idaho St.



Average RPI Win:	214	WON-LOST RECORD	WINNING PCT. RANK	LAST 10 GAMES	STRENGTH OF SCHEDULE	OPP. STRENGTH OF SCHEDULE	TEAM RPI	ADJ RPI	CONF. RPI	ADJ CONF. RPI	
DIV. I ONLY	13- 10	.56522	142	5- 5	120	177	137	.52623	129	14	14
DIV. I NON-CONF.	8- 5	.61538	118	0- 0	123	195	116	.53522	114	17	17
<hr/>											
TOTALS	RPI 1-25	RPI 26-50		W-L RECORDS	RPI 51-100		RPI 101-150		RPI 150+		
13- 10	0- 0	0- 1		OVERALL	1- 2		1- 6		11- 1		
8- 5	0- 0	0- 0		HOME	0- 1		1- 4		7- 0		
2- 4	0- 0	0- 1		AWAY	0- 0		0- 2		2- 1		
3- 1	0- 0	0- 0		NEUTRAL	1- 1		0- 0		2- 0		
8- 5	0- 0	0- 1		NON-CONFERENCE	1- 2		0- 2		7- 0		
4- 3	0- 0	0- 0		HOME	0- 1		0- 2		4- 0		
1- 1	0- 0	0- 1		AWAY	0- 0		0- 0		1- 0		
3- 1	0- 0	0- 0		NEUTRAL	1- 1		0- 0		2- 0		
5- 5	0- 0	0- 0		CONFERENCE	0- 0		1- 4		4- 1		
4- 2	0- 0	0- 0		HOME	0- 0		1- 2		3- 0		
1- 3	0- 0	0- 0		AWAY	0- 0		0- 2		1- 1		
0- 0	0- 0	0- 0		NEUTRAL	0- 0		0- 0		0- 0		
RPI S	Opponent	Score	RPI S	Opponent	Score	RPI S	Opponent	Score	RPI S	Opponent	Score
			27 A	Marquette	0 3	80 N	Rice	1 3	102 A	Towson	0 3
						89 N	UTSA	3 0	107 H	Liberty	1 3
						91 H	George Washington	0 3	112 H	Hofstra	3 0
									113 H	UNCW	1 3
									132 A	Col. of Charleston	0 3
									132 H	Col. of Charleston	1 3
									150 H	Villanova	0 3
									158 A	Delaware	2 3
									162 N	Princeton	3 2
									170 A	Rutgers	3 2
									187 H	Hampton	3 1
									189 H	Northeastern	3 0
									227 A	William & Mary	3 0
									227 H	William & Mary	3 0
									260 N	Akron	3 0
									261 H	Southeastern La.	3 1
									277 H	Elon	3 1
									301 H	Charleston So.	3 1
									315 H	Norfolk St.	3 0
			LAST 10 GAMES								
			132 A	Col. of Charleston	0 3	102 A	Towson	0 3			
			227 H	William & Mary	3 0	132 H	Col. of Charleston	1 3			
			112 H	Hofstra	3 0	113 H	UNCW	1 3			
			189 H	Northeastern	3 0	277 H	Elon	3 1			
			158 A	Delaware	2 3	227 A	William & Mary	3 0			

Non-Div. I Games:

James Madison



Average RPI Win: 218		WON-LOST RECORD		WINNING PCT. RANK		LAST 10 GAMES		STRENGTH OF SCHEDULE		OPP. STRENGTH OF SCHEDULE		TEAM RPI		ADJ RPI		CONF. RPI		ADJ CONF. RPI	
Average RPI Loss: 44																			
DIV. I ONLY		9- 12		.42857 201		2- 8		61		44		135		.52465 130		3		3	
DIV. I NON-CONF.		7- 4		.63636 110		0- 0		103		148		91		.55284 92		2		2	
TOTALS		RPI 1-25		RPI 26-50		W-L RECORDS		RPI 51-100		RPI 101-150		RPI 150+							
9- 12		0- 4		0- 4		OVERALL		0- 3		1- 1		8- 0							
1- 4		0- 0		0- 3		HOME		0- 1		0- 0		1- 0							
3- 6		0- 3		0- 1		AWAY		0- 2		0- 0		3- 0							
5- 2		0- 1		0- 0		NEUTRAL		0- 0		1- 1		4- 0							
7- 4		0- 2		0- 0		NON-CONFERENCE		0- 1		1- 1		6- 0							
0- 0		0- 0		0- 0		HOME		0- 0		0- 0		0- 0							
2- 2		0- 1		0- 0		AWAY		0- 1		0- 0		2- 0							
5- 2		0- 1		0- 0		NEUTRAL		0- 0		1- 1		4- 0							
2- 8		0- 2		0- 4		CONFERENCE		0- 2		0- 0		2- 0							
1- 4		0- 0		0- 3		HOME		0- 1		0- 0		1- 0							
1- 4		0- 2		0- 1		AWAY		0- 1		0- 0		1- 0							
0- 0		0- 0		0- 0		NEUTRAL		0- 0		0- 0		0- 0							
RPI S	Opponent	Score		RPI S	Opponent	Score		RPI S	Opponent	Score		RPI S	Opponent	Score					
3 A	Washington	0	3	34 H	Purdue	1	3	53 A	Northwestern	2	3	107 N	Liberty	3	2				
5 A	Wisconsin	0	3	41 H	Michigan St.	0	3	61 A	Appalachian St.	0	3	133 N	Radford	2	3				
9 A	Illinois	0	3	46 H	Michigan	0	3	87 H	Indiana	1	3	170 A	Rutgers	3	2				
13 N	Southern California	0	3	48 A	Minnesota	0	3					170 H	Rutgers	3	2				
												216 N	Lehigh	3	1				
												217 N	East Tenn. St.	3	1				
												228 N	Georgia St.	3	0				
												264 A	George Mason	3	2				
												277 A	Elon	3	1				
												313 N	San Jose St.	3	0				



Average RPI Win:	198	WON-LOST	WINNING	LAST 10	STRENGTH OF	OPP. STRENGTH	TEAM	ADJ	CONF.	ADJ CONF.	
Average RPI Loss:	115	RECORD	PCT. RANK	GAMES	SCHEDULE	OF SCHEDULE	RPI	RPI	RPI	RPI	
DIV. I ONLY	15- 9	.625	107	4- 6	139	167	116	.52452	131	11	11
DIV. I NON-CONF.	10- 1	.90909	18	0- 1	142	231	45	.59821	47	12	12
<hr/>											
TOTALS	RPI 1-25	RPI 26-50		W-L RECORDS		RPI 51-100		RPI 101-150		RPI 150+	
15- 9	0- 0	0- 2		OVERALL		2- 3		2- 1		11- 3	
8- 2	0- 0	0- 1		HOME		1- 0		0- 0		7- 1	
3- 7	0- 0	0- 1		AWAY		1- 3		1- 1		1- 2	
4- 0	0- 0	0- 0		NEUTRAL		0- 0		1- 0		3- 0	
<hr/>											
10- 1	0- 0	0- 0		NON-CONFERENCE		1- 1		2- 0		7- 0	
4- 0	0- 0	0- 0		HOME		0- 0		0- 0		4- 0	
2- 1	0- 0	0- 0		AWAY		1- 1		1- 0		0- 0	
4- 0	0- 0	0- 0		NEUTRAL		0- 0		1- 0		3- 0	
<hr/>											
5- 8	0- 0	0- 2		CONFERENCE		1- 2		0- 1		4- 3	
4- 2	0- 0	0- 1		HOME		1- 0		0- 0		3- 1	
1- 6	0- 0	0- 1		AWAY		0- 2		0- 1		1- 2	
0- 0	0- 0	0- 0		NEUTRAL		0- 0		0- 0		0- 0	
<hr/>											
RPI S	Opponent	Score	RPI S	Opponent	Score	RPI S	Opponent	Score	RPI S	Opponent	Score
			42 A	UALR	0 3	58 A	Baylor	1 3	139 A	Texas St.	0 3
			42 H	UALR	1 3	61 A	Appalachian St.	1 3	147 N	UC Davis	3 1
						61 H	Appalachian St.	3 2	148 A	Houston	3 0
						75 A	Texas-Arlington	1 3	163 H	Southern Miss.	3 1
						80 A	Rice	3 2	181 N	Oral Roberts	3 0
									195 H	South Ala.	2 3
									198 A	Ga. Southern	1 3
									198 H	Ga. Southern	3 0
									210 N	Sam Houston St.	3 0
									211 N	Fresno St.	3 1
									226 H	Troy	3 2
									228 A	Georgia St.	1 3
									228 H	Georgia St.	3 2
									255 H	Northwestern St.	3 1
									272 H	Nicholls St.	3 0
									273 A	La.-Monroe	3 0
									311 H	Southern U.	3 0
<hr/>											
LAST 10 GAMES											
			228 A	Georgia St.	1 3	42 H	UALR	1 3			
			198 A	Ga. Southern	1 3	273 A	La.-Monroe	3 0			
			61 A	Appalachian St.	1 3	139 A	Texas St.	0 3			
			58 A	Baylor	1 3	228 H	Georgia St.	3 2			
			226 H	Troy	3 2	198 H	Ga. Southern	3 0			

Non-Div. I Games:

La.-Lafayette



Average RPI Win:	197	WON-LOST	WINNING	LAST 10	STRENGTH OF	OPP. STRENGTH	TEAM	ADJ	CONF.	ADJ CONF.	
Average RPI Loss:	138	RECORD	PCT. RANK	GAMES	SCHEDULE	OF SCHEDULE	RPI	RPI	RPI	RPI	
DIV. I ONLY	16- 9	.64	96	8- 2	147	192	117	.52442	132	14	14
DIV. I NON-CONF.	8- 7	.53333	157	0- 0	179	211	169	.48678	178	17	17
<hr/>											
TOTALS	RPI 1-25	RPI 26-50		W-L RECORDS	RPI 51-100		RPI 101-150		RPI 150+		
16- 9	0- 0	0- 1		OVERALL	0- 2		3- 3		13- 3		
9- 4	0- 0	0- 0		HOME	0- 0		2- 1		7- 3		
4- 4	0- 0	0- 1		AWAY	0- 1		1- 2		3- 0		
3- 1	0- 0	0- 0		NEUTRAL	0- 1		0- 0		3- 0		
<hr/>											
8- 7	0- 0	0- 1		NON-CONFERENCE	0- 2		0- 1		8- 3		
4- 3	0- 0	0- 0		HOME	0- 0		0- 0		4- 3		
1- 3	0- 0	0- 1		AWAY	0- 1		0- 1		1- 0		
3- 1	0- 0	0- 0		NEUTRAL	0- 1		0- 0		3- 0		
<hr/>											
8- 2	0- 0	0- 0		CONFERENCE	0- 0		3- 2		5- 0		
5- 1	0- 0	0- 0		HOME	0- 0		2- 1		3- 0		
3- 1	0- 0	0- 0		AWAY	0- 0		1- 1		2- 0		
0- 0	0- 0	0- 0		NEUTRAL	0- 0		0- 0		0- 0		
<hr/>											
RPI S	Opponent	Score	RPI S	Opponent	Score	RPI S	Opponent	Score	RPI S	Opponent	Score
			47 A	SMU	0 3	76 A	Coastal Caro.	1 3	102 H	Towson	3 2
						99 N	New Mexico	1 3	112 H	Hofstra	2 3
									113 A	UNCW	0 3
									124 A	Georgia	0 3
									129 A	James Madison	3 1
									129 H	James Madison	3 0
									152 H	Wake Forest	3 2
									158 H	Delaware	3 0
									172 N	Belmont	3 1
									176 H	Stetson	3 0
									188 H	Eastern Wash.	2 3
									189 H	Northeastern	3 1
									192 H	Kent St.	2 3
									193 H	Cal St. Fullerton	3 0
									202 N	Houston Baptist	3 1
									227 A	William & Mary	3 1
									227 H	William & Mary	3 1
									235 N	Chattanooga	3 2
									277 A	Elon	3 0
									288 H	Davidson	3 2
									289 H	Mercer	0 3
									301 A	Charleston So.	3 0
			LAST 10 GAMES								
			227 H	William & Mary	3 1	112 H	Hofstra	2 3			
			129 H	James Madison	3 0	129 A	James Madison	3 1			
			277 A	Elon	3 0	227 A	William & Mary	3 1			
			113 A	UNCW	0 3	158 H	Delaware	3 0			
			189 H	Northeastern	3 1	102 H	Towson	3 2			

Non-Div. I Games:

Col. of Charleston



Average RPI Win: 215		WON-LOST RECORD		WINNING PCT. RANK		LAST 10 GAMES		STRENGTH OF SCHEDULE		OPP. STRENGTH OF SCHEDULE		TEAM RPI		ADJ RPI		CONF. RPI		ADJ CONF. RPI	
DIV. I ONLY		17- 7		.70833 61		7- 3		251		159		132		.52431 133		20		22	
DIV. I NON-CONF.		10- 5		.66667 91		0- 1		285		105		157		.50161 157		22		22	
TOTALS		RPI 1-25		RPI 26-50		W-L RECORDS		RPI 51-100		RPI 101-150		RPI 150+							
17- 7		0- 0		0- 0		OVERALL		1- 3		2- 3		14- 1							
6- 0		0- 0		0- 0		HOME		0- 0		0- 0		6- 0							
5- 6		0- 0		0- 0		AWAY		0- 3		0- 2		5- 1							
6- 1		0- 0		0- 0		NEUTRAL		1- 0		2- 1		3- 0							
10- 5		0- 0		0- 0		NON-CONFERENCE		1- 2		2- 2		7- 1							
2- 0		0- 0		0- 0		HOME		0- 0		0- 0		2- 0							
2- 4		0- 0		0- 0		AWAY		0- 2		0- 1		2- 1							
6- 1		0- 0		0- 0		NEUTRAL		1- 0		2- 1		3- 0							
7- 2		0- 0		0- 0		CONFERENCE		0- 1		0- 1		7- 0							
4- 0		0- 0		0- 0		HOME		0- 0		0- 0		4- 0							
3- 2		0- 0		0- 0		AWAY		0- 1		0- 1		3- 0							
0- 0		0- 0		0- 0		NEUTRAL		0- 0		0- 0		0- 0							
RPI	S	Opponent		Score	RPI	S	Opponent		Score	RPI	S	Opponent		Score					
							61 A	Appalachian St.	0 3			105 N	Northern Ky.	1 3					
							76 A	Coastal Caro.	1 3			107 A	Liberty	1 3					
							95 N	California	3 2			113 N	UNCW	3 0					
							96 A	Virginia Tech	0 3			130 N	Maryland	3 2					
												134 A	New Mexico St.	0 3					
												161 H	Winthrop	3 0					
												177 N	Marshall	3 0					
												187 H	Hampton	3 2					
												190 N	North Dakota St.	3 0					
												197 H	Campbell	3 1					
												204 H	Presbyterian	3 2					
												217 A	East Tenn. St.	2 3					
												220 H	High Point	3 2					
												228 N	Georgia St.	3 0					
												234 A	Gardner-Webb	3 0					
												292 A	UNC Asheville	3 1					
												301 A	Charleston So.	3 1					
												302 A	Morehead St.	3 1					
												302 A	Morehead St.	3 2					
												327 H	N.C. Central	3 0					
LAST 10 GAMES																			
							204 H	Presbyterian	3 2			220 H	High Point	3 2					
							161 H	Winthrop	3 0			234 A	Gardner-Webb	3 0					
							301 A	Charleston So.	3 1			292 A	UNC Asheville	3 1					
							76 A	Coastal Caro.	1 3			217 A	East Tenn. St.	2 3					
							197 H	Campbell	3 1			107 A	Liberty	1 3					

Non-Div. I Games:

Radford



Average RPI Win:		214	WON-LOST RECORD		WINNING PCT. RANK		LAST 10 GAMES		STRENGTH OF SCHEDULE		OPP. STRENGTH OF SCHEDULE		TEAM RPI		ADJ RPI		CONF. RPI		ADJ CONF. RPI	
DIV. I ONLY			12- 9		.57143 139		6- 4		102		218		128		.52403 134		24		24	
DIV. I NON-CONF.			6- 6		.5 162		0- 1		56		98		98		.54498 99		23		24	
TOTALS		RPI 1-25		RPI 26-50		W-L RECORDS		RPI 51-100		RPI 101-150		RPI 150+								
12- 9		0- 2		0- 0		OVERALL		1- 4		1- 0		10- 3								
6- 4		0- 2		0- 0		HOME		0- 2		1- 0		5- 0								
3- 4		0- 0		0- 0		AWAY		0- 2		0- 0		3- 2								
3- 1		0- 0		0- 0		NEUTRAL		1- 0		0- 0		2- 1								
6- 6		0- 2		0- 0		NON-CONFERENCE		1- 3		1- 0		4- 1								
2- 3		0- 2		0- 0		HOME		0- 1		1- 0		1- 0								
1- 2		0- 0		0- 0		AWAY		0- 2		0- 0		1- 0								
3- 1		0- 0		0- 0		NEUTRAL		1- 0		0- 0		2- 1								
6- 3		0- 0		0- 0		CONFERENCE		0- 1		0- 0		6- 2								
4- 1		0- 0		0- 0		HOME		0- 1		0- 0		4- 0								
2- 2		0- 0		0- 0		AWAY		0- 0		0- 0		2- 2								
0- 0		0- 0		0- 0		NEUTRAL		0- 0		0- 0		0- 0								
RPI	S	Opponent		Score		RPI	S	Opponent		Score		RPI	S	Opponent		Score				
14	H	Colorado St.		0	3							133	H	Radford		3	0			
23	H	BYU		0	3							73	N	Missouri St.		3	0			
												78	H	UMKC		2	3			
												95	H	California		2	3			
												99	A	New Mexico		0	3			
												153	N	Rhode Island		3	0			
												154	A	Seattle		1	3			
												190	H	North Dakota St.		3	1			
												209	A	Utah Valley		3	2			
												219	N	Brown		3	0			
												238	A	New Hampshire		3	0			
												242	A	Bakersfield		3	1			
												242	H	Bakersfield		3	2			
												248	A	Grand Canyon		2	3			
												248	H	Grand Canyon		3	0			
												270	N	Montana St.		1	3			
												300	H	Tex.-Pan American		3	0			
												322	H	Chicago St.		3	0			
LAST 10 GAMES																				
248 A Grand Canyon						2	3	300 H Tex.-Pan American						3	0					
242 A Bakersfield						3	1	154 A Seattle						1	3					
99 A New Mexico						0	3	209 A Utah Valley						3	2					
322 H Chicago St.						3	0	242 H Bakersfield						3	2					
78 H UMKC						2	3	248 H Grand Canyon						3	0					

**Non-Div. I Games:**

New Mexico St.



Average RPI Win:		205	WON-LOST RECORD		WINNING PCT. RANK		LAST 10 GAMES		STRENGTH OF SCHEDULE		OPP. STRENGTH OF SCHEDULE		TEAM RPI		ADJ RPI		CONF. RPI		ADJ CONF. RPI	
Average RPI Loss:		62																		
DIV. I ONLY			9- 10		.47368	182	6- 4		89		78	141	.52149	135	10		10			
DIV. I NON-CONF.			4- 6		.4	219	1- 0		66		36	128	.53009	122	10		10			
TOTALS		RPI 1-25		RPI 26-50			W-L RECORDS		RPI 51-100			RPI 101-150			RPI 150+					
9- 10	0- 2				0- 4	OVERALL		1- 3			1- 0			7- 1						
6- 2	0- 1				0- 0	HOME		1- 1			1- 0			4- 0						
2- 5	0- 1				0- 2	AWAY		0- 1			0- 0			2- 1						
1- 3	0- 0				0- 2	NEUTRAL		0- 1			0- 0			1- 0						
4- 6	0- 1				0- 4	NON-CONFERENCE		0- 1			1- 0			3- 0						
3- 1	0- 1				0- 0	HOME		0- 0			1- 0			2- 0						
0- 2	0- 0				0- 2	AWAY		0- 0			0- 0			0- 0						
1- 3	0- 0				0- 2	NEUTRAL		0- 1			0- 0			1- 0						
5- 4	0- 1				0- 0	CONFERENCE		1- 2			0- 0			4- 1						
3- 1	0- 0				0- 0	HOME		1- 1			0- 0			2- 0						
2- 3	0- 1				0- 0	AWAY		0- 1			0- 0			2- 1						
0- 0	0- 0				0- 0	NEUTRAL		0- 0			0- 0			0- 0						
RPI	S	Opponent		Score		RPI	S	Opponent		Score		RPI	S	Opponent		Score				
14	A	Colorado St.		0	3	29	A	Alabama		1	3	56	A	Wyoming		1	3			
24	H	San Diego		0	3	30	A	Hawaii		1	3	63	H	UNLV		0	3			
						31	N	Arizona St.		0	3	77	N	Clemson		0	3			
						44	N	Ohio		1	3	99	H	New Mexico		3	2			

Non-Div. I Games:

San Diego St.



Average RPI Win:		209	WON-LOST RECORD		WINNING PCT. RANK	LAST 10 GAMES		STRENGTH OF SCHEDULE		OPP. STRENGTH OF SCHEDULE	TEAM RPI	ADJ RPI	CONF. RPI	ADJ CONF. RPI			
Average RPI Loss:		65															
DIV. I ONLY			10- 13	.43478	195	3- 7		66		74	138	.52107	136	12	12		
DIV. I NON-CONF.			6- 6	.5	162	0- 0		51		28	86	.56051	86	11	11		
TOTALS		RPI 1-25		RPI 26-50		W-L RECORDS		RPI 51-100		RPI 101-150		RPI 150+					
10- 13		0- 4		0- 3		OVERALL		1- 3		0- 1		9- 2					
5- 5		0- 1		0- 1		HOME		0- 1		0- 1		5- 1					
4- 5		0- 2		0- 1		AWAY		0- 1		0- 0		4- 1					
1- 3		0- 1		0- 1		NEUTRAL		1- 1		0- 0		0- 0					
6- 6		0- 4		0- 1		NON-CONFERENCE		1- 1		0- 0		5- 0					
2- 1		0- 1		0- 0		HOME		0- 0		0- 0		2- 0					
3- 2		0- 2		0- 0		AWAY		0- 0		0- 0		3- 0					
1- 3		0- 1		0- 1		NEUTRAL		1- 1		0- 0		0- 0					
4- 7		0- 0		0- 2		CONFERENCE		0- 2		0- 1		4- 2					
3- 4		0- 0		0- 1		HOME		0- 1		0- 1		3- 1					
1- 3		0- 0		0- 1		AWAY		0- 1		0- 0		1- 1					
0- 0		0- 0		0- 0		NEUTRAL		0- 0		0- 0		0- 0					
RPI	S	Opponent		Score		RPI	S	Opponent		Score		RPI	S	Opponent		Score	
6	N	North Carolina		0	3	36	N	Long Beach St.		1	3	70	N	FGCU		2	3
9	A	Illinois		0	3	45	A	Illinois St.		1	3	73	H	Missouri St.		0	3
16	H	Kansas St.		0	3	45	H	Illinois St.		0	3	82	N	Auburn		3	0
20	A	Ohio St.		1	3							85	A	UNI		0	3
														101 H Wichita St.		0	3
														166 A Indiana St.		2	3
														166 H Indiana St.		3	1
														168 H Loyola Chicago		1	3
														177 H Marshall		3	1
														205 A Drake		3	1
														214 A Middle Tenn.		3	1
														221 H IPFW		3	1
														223 A Southeast Mo. St.		3	2
														249 A UT Martin		3	0
														259 H Evansville		3	1
														296 H Bradley		3	0
LAST 10 GAMES																	
45 H Illinois St.						0	3	205 A Drake						3	1		
166 H Indiana St.						3	1	296 H Bradley						3	0		
73 H Missouri St.						0	3	168 H Loyola Chicago						1	3		
101 H Wichita St.						0	3	166 A Indiana St.						2	3		
85 A UNI						0	3	45 A Illinois St.						1	3		

Non-Div. I Games:

Southern Ill.



Average RPI Win:	214	WON-LOST RECORD	WINNING PCT. RANK	LAST 10 GAMES	STRENGTH OF SCHEDULE	OPP. STRENGTH OF SCHEDULE	TEAM RPI	ADJ RPI	CONF. RPI	ADJ CONF. RPI		
DIV. I ONLY		19- 6	.76	46	5- 5	273	204	129	.52092	137	17	17
DIV. I NON-CONF.		14- 2	.875	25	1- 1	243	277	87	.5521	93	13	14
<hr/>												
TOTALS	RPI 1-25	RPI 26-50		W-L RECORDS		RPI 51-100		RPI 101-150		RPI 150+		
19- 6	0- 0	0- 0		OVERALL		2- 2		3- 1		14- 3		
7- 3	0- 0	0- 0		HOME		1- 1		2- 0		4- 2		
7- 2	0- 0	0- 0		AWAY		0- 1		0- 1		7- 0		
5- 1	0- 0	0- 0		NEUTRAL		1- 0		1- 0		3- 1		
<hr/>												
14- 2	0- 0	0- 0		NON-CONFERENCE		2- 0		2- 0		10- 2		
4- 1	0- 0	0- 0		HOME		1- 0		1- 0		2- 1		
5- 0	0- 0	0- 0		AWAY		0- 0		0- 0		5- 0		
5- 1	0- 0	0- 0		NEUTRAL		1- 0		1- 0		3- 1		
<hr/>												
5- 4	0- 0	0- 0		CONFERENCE		0- 2		1- 1		4- 1		
3- 2	0- 0	0- 0		HOME		0- 1		1- 0		2- 1		
2- 2	0- 0	0- 0		AWAY		0- 1		0- 1		2- 0		
0- 0	0- 0	0- 0		NEUTRAL		0- 0		0- 0		0- 0		
<hr/>												
RPI S	Opponent	Score	RPI S	Opponent	Score	RPI S	Opponent	Score	RPI S	Opponent	Score	
						78 N	UMKC	3 1	125 H	Murray St.	3 1	
						91 H	George Washington	3 0	141 H	Youngstown St.	3 1	
						94 A	Milwaukee	2 3	142 N	Stephen F. Austin	3 1	
						94 H	Milwaukee	1 3	143 A	Oakland	1 3	
						160 H	IUPUI	3 2				
						179 H	Cleveland St.	3 1				
						190 H	North Dakota St.	2 3				
						194 H	Ill.-Chicago	1 3				
						197 N	Campbell	2 3				
						200 N	Western Caro.	3 0				
						205 N	Drake	3 0				
						218 A	Green Bay	3 0				
						218 H	Green Bay	3 0				
						249 A	UT Martin	3 0				
						274 A	Toledo	3 0				
						275 A	Wright St.	3 0				
						286 H	Sacramento St.	3 0				
						290 A	South Dakota St.	3 0				
						295 N	Wofford	3 1				
						322 A	Chicago St.	3 0				
327 A	N.C. Central	3 1										
			LAST 10 GAMES									
218 H Green Bay			3 0	275 A Wright St.			3 0					
94 H Milwaukee			1 3	143 A Oakland			1 3					
322 A Chicago St.			3 0	179 H Cleveland St.			3 1					
190 H North Dakota St.			2 3	141 H Youngstown St.			3 1					
194 H Ill.-Chicago			1 3	94 A Milwaukee			2 3					

**Non-Div. I Games:**

Valparaiso



Average RPI Win:	207	WON-LOST	WINNING	LAST 10	STRENGTH OF	OPP. STRENGTH	TEAM	ADJ	CONF.	ADJ CONF.	
Average RPI Loss:	108	RECORD	PCT. RANK	GAMES	SCHEDULE	OF SCHEDULE	RPI	RPI	RPI	RPI	
DIV. I ONLY	19- 8	.7037	64	7- 3	278	125	139	.518	138	22	21
DIV. I NON-CONF.	12- 5	.70588	83	0- 0	276	83	134	.51704	134	19	19
<hr/>											
TOTALS	RPI 1-25	RPI 26-50		W-L RECORDS		RPI 51-100		RPI 101-150		RPI 150+	
19- 8	0- 0	0- 0		OVERALL		3- 4		1- 3		15- 1	
8- 1	0- 0	0- 0		HOME		2- 0		1- 1		5- 0	
6- 4	0- 0	0- 0		AWAY		0- 0		0- 0		6- 0	
5- 3	0- 0	0- 0		NEUTRAL		1- 2		0- 1		4- 0	
12- 5	0- 0	0- 0		NON-CONFERENCE		3- 3		0- 1		9- 1	
4- 0	0- 0	0- 0		HOME		2- 0		0- 0		2- 0	
3- 2	0- 0	0- 0		AWAY		0- 1		0- 0		3- 1	
5- 3	0- 0	0- 0		NEUTRAL		1- 2		0- 1		4- 0	
7- 3	0- 0	0- 0		CONFERENCE		0- 1		1- 2		6- 0	
4- 1	0- 0	0- 0		HOME		0- 0		1- 1		3- 0	
3- 2	0- 0	0- 0		AWAY		0- 1		0- 1		3- 0	
0- 0	0- 0	0- 0		NEUTRAL		0- 0		0- 0		0- 0	
RPI	S	Opponent	Score	RPI	S	Opponent	Score	RPI	S	Opponent	Score
						51 N Pacific	1 3	104 N Iowa		0 3	
						82 N Auburn	1 3	116 H Northern Ariz.		0 3	
						84 H South Dakota	3 2	128 A Idaho St.		0 3	
						84 H South Dakota	3 1	149 H Idaho		3 2	
						91 A George Washington	0 3	185 H Portland St.		3 2	
						92 N Arkansas St.	3 2	186 H Tulane		3 0	
						98 A Northern Colo.	0 3	186 H Tulane		3 0	
								188 H Eastern Wash.		3 1	
								190 A North Dakota St.		1 3	
								205 A Drake		3 0	
								222 H Southern Utah		3 1	
								224 N Eastern Ill.		3 0	
								232 N SIUE		3 0	
								236 N FIU		3 1	
								247 A Mississippi St.		3 0	
								250 A Montana		3 1	
								270 A Montana St.		3 0	
								276 A Weber St.		3 0	
								290 A South Dakota St.		3 0	
								328 N Mississippi Val.		3 0	
				LAST 10 GAMES							
				222 H Southern Utah		3 1	276 A Weber St.		3 0		
				116 H Northern Ariz.		0 3	270 A Montana St.		3 0		
				98 A Northern Colo.		0 3	250 A Montana		3 1		
				185 H Portland St.		3 2	149 H Idaho		3 2		
				128 A Idaho St.		0 3	188 H Eastern Wash.		3 1		

Non-Div. I Games:

North Dakota



Average RPI Win:	183	WON-LOST	WINNING	LAST 10	STRENGTH OF	OPP. STRENGTH	TEAM	ADJ	CONF.	ADJ CONF.	
Average RPI Loss:	137	RECORD	PCT. RANK	GAMES	SCHEDULE	OF SCHEDULE	RPI	RPI	RPI	RPI	
DIV. I ONLY	15- 10	.6	123	7- 3	146	149	131	.51763	139	11	11
DIV. I NON-CONF.	5- 7	.41667	211	0- 0	239	172	241	.44676	234	12	12
<hr/>											
TOTALS	RPI 1-25	RPI 26-50		W-L RECORDS	RPI 51-100		RPI 101-150		RPI 150+		
15- 10	0- 0	0- 1		OVERALL	5- 3		2- 2		8- 4		
10- 3	0- 0	0- 0		HOME	4- 1		1- 2		5- 0		
4- 4	0- 0	0- 1		AWAY	1- 2		1- 0		2- 1		
1- 3	0- 0	0- 0		NEUTRAL	0- 0		0- 0		1- 3		
<hr/>											
5- 7	0- 0	0- 0		NON-CONFERENCE	1- 2		1- 2		3- 3		
3- 3	0- 0	0- 0		HOME	1- 1		0- 2		2- 0		
1- 1	0- 0	0- 0		AWAY	0- 1		1- 0		0- 0		
1- 3	0- 0	0- 0		NEUTRAL	0- 0		0- 0		1- 3		
<hr/>											
10- 3	0- 0	0- 1		CONFERENCE	4- 1		1- 0		5- 1		
7- 0	0- 0	0- 0		HOME	3- 0		1- 0		3- 0		
3- 3	0- 0	0- 1		AWAY	1- 1		0- 0		2- 1		
0- 0	0- 0	0- 0		NEUTRAL	0- 0		0- 0		0- 0		
<hr/>											
RPI S	Opponent	Score	RPI S	Opponent	Score	RPI S	Opponent	Score	RPI S	Opponent	Score
			42 A	UALR	1 3	58 H	Baylor	1 3	101 H	Wichita St.	2 3
						61 H	Appalachian St.	3 0	131 H	La.-Lafayette	3 0
						75 A	Texas-Arlington	0 3	146 H	North Texas	0 3
						75 H	Texas-Arlington	3 2	148 A	Houston	3 1
						79 A	Texas Tech	2 3	152 N	Wake Forest	1 3
						89 H	UTSA	3 1	195 H	South Ala.	3 0
						92 A	Arkansas St.	3 0	198 H	Ga. Southern	3 0
						92 H	Arkansas St.	3 1	226 A	Troy	3 2
									228 A	Georgia St.	1 3
									234 N	Gardner-Webb	1 3
									254 N	Incarnate Word	2 3
									273 A	La.-Monroe	3 1
									273 H	La.-Monroe	3 0
									278 N	Lamar	3 2
									299 H	Abilene Christian	3 0
									318 H	Prairie View	3 1
<hr/>											
LAST 10 GAMES											
	198 H	Ga. Southern	3	0	61 H	Appalachian St.	3	0			
	42 A	UALR	1	3	75 A	Texas-Arlington	0	3			
	92 H	Arkansas St.	3	1	131 H	La.-Lafayette	3	0			
	228 A	Georgia St.	1	3	226 A	Troy	3	2			
	273 H	La.-Monroe	3	0	195 H	South Ala.	3	0			

Non-Div. I Games:

Texas St.



Average RPI Win:		239	WON-LOST RECORD		WINNING PCT. RANK		LAST 10 GAMES		STRENGTH OF SCHEDULE		OPP. STRENGTH OF SCHEDULE		TEAM RPI		ADJ RPI		CONF. RPI		ADJ CONF. RPI				
DIV. I ONLY			16- 9		.64 96		5- 5		215		164		142		.51687 140		9		9				
DIV. I NON-CONF.			11- 4		.73333 63		0- 0		206		216		110		.53482 115		9		9				
TOTALS		RPI 1-25		RPI 26-50		W-L RECORDS		RPI 51-100		RPI 101-150		RPI 150+											
16- 9		0- 1		0- 3		OVERALL		2- 2		0- 2		14- 1											
8- 3		0- 0		0- 1		HOME		1- 1		0- 0		7- 1											
3- 5		0- 0		0- 2		AWAY		0- 1		0- 2		3- 0											
5- 1		0- 1		0- 0		NEUTRAL		1- 0		0- 0		4- 0											
11- 4		0- 1		0- 1		NON-CONFERENCE		1- 0		0- 1		10- 1											
5- 1		0- 0		0- 0		HOME		0- 0		0- 0		5- 1											
1- 2		0- 0		0- 1		AWAY		0- 0		0- 1		1- 0											
5- 1		0- 1		0- 0		NEUTRAL		1- 0		0- 0		4- 0											
5- 5		0- 0		0- 2		CONFERENCE		1- 2		0- 1		4- 0											
3- 2		0- 0		0- 1		HOME		1- 1		0- 0		2- 0											
2- 3		0- 0		0- 1		AWAY		0- 1		0- 1		2- 0											
0- 0		0- 0		0- 0		NEUTRAL		0- 0		0- 0		0- 0											
RPI	S	Opponent		Score		RPI	S	Opponent		Score		RPI	S	Opponent		Score							
7	N	Oregon		1 3		27	H	Marquette		0 3		52	H	Xavier		1 3							
						30	A	Hawaii		1 3		66	H	Butler		3 0							
						40	A	Creighton		0 3		69	A	Seton Hall		2 3							
												99	N	New Mexico		3 0							
												102	A	Towson		1 3							
												150	A	Villanova		2 3							
												174	A	Georgetown		3 1							
												178	H	Dartmouth		2 3							
												190	N	North Dakota St.		3 0							
												192	N	Kent St.		3 2							
												211	H	Fresno St.		3 1							
												215	N	Army		3 1							
												238	H	New Hampshire		3 0							
												267	H	La Salle		3 0							
												294	H	DePaul		3 0							
												305	A	Providence		3 1							
												305	H	Providence		3 0							
												308	H	Saint Peter's		3 0							
												310	A	Bryant		3 0							
												321	H	St. Francis Brooklyn		3 0							
												325	N	UMass Lowell		3 0							
LAST 10 GAMES																							
305 A Providence						3 1						305 H Providence						3 0					
174 A Georgetown						3 1						69 A Seton Hall						2 3					
40 A Creighton						0 3						27 H Marquette						0 3					
52 H Xavier						1 3						294 H DePaul						3 0					
66 H Butler						3 0						150 A Villanova						2 3					

**Non-Div. I Games:**

St. John's (NY)



Average RPI Win: 211		WON-LOST	WINNING	LAST 10	STRENGTH OF		OPP. STRENGTH	TEAM	ADJ	CONF.	ADJ CONF.
Average RPI Loss: 112		RECORD	PCT. RANK	GAMES	SCHEDULE		OF SCHEDULE	RPI	RPI	RPI	RPI
DIV. I ONLY		15- 9	.625	107	6- 4		205	148	143	.51579	141
DIV. I NON-CONF.		9- 6	.6	123	0- 1		169	155	133	.51708	133
TOTALS		RPI 1-25	RPI 26-50		W-L RECORDS		RPI 51-100		RPI 101-150		RPI 150+
15- 9	0- 1	0- 1		OVERALL		2- 1		0- 4		13- 2	
3- 1	0- 0	0- 0		HOME		1- 0		0- 1		2- 0	
6- 6	0- 0	0- 1		AWAY		0- 1		0- 2		6- 2	
6- 2	0- 1	0- 0		NEUTRAL		1- 0		0- 1		5- 0	
9- 6	0- 1	0- 1		NON-CONFERENCE		1- 1		0- 1		8- 2	
0- 0	0- 0	0- 0		HOME		0- 0		0- 0		0- 0	
3- 4	0- 0	0- 1		AWAY		0- 1		0- 0		3- 2	
6- 2	0- 1	0- 0		NEUTRAL		1- 0		0- 1		5- 0	
6- 3	0- 0	0- 0		CONFERENCE		1- 0		0- 3		5- 0	
3- 1	0- 0	0- 0		HOME		1- 0		0- 1		2- 0	
3- 2	0- 0	0- 0		AWAY		0- 0		0- 2		3- 0	
0- 0	0- 0	0- 0		NEUTRAL		0- 0		0- 0		0- 0	
RPI S	Opponent	Score		RPI S	Opponent	Score		RPI S	Opponent	Score	
16 N	Kansas St.	1	3	46 A	Michigan	0	3	53 A	Northwestern	0	3
								57 N	Virginia	3	2
								94 H	Milwaukee	3	0
								126 N	Eastern Mich.	0	3
								137 A	Valparaiso	1	3
								143 A	Oakland	2	3
								143 H	Oakland	0	3
								151 A	Duquesne	2	3
								166 N	Indiana St.	3	1
								168 N	Loyola Chicago	3	1
								172 A	Belmont	3	0
								179 A	Cleveland St.	3	1
								192 A	Kent St.	2	3
								194 A	Ill.-Chicago	3	1
								218 H	Green Bay	3	2
								239 N	Kennesaw St.	3	0
								245 A	Robert Morris	3	1
								259 N	Evansville	3	0
								275 A	Wright St.	3	1
								275 H	Wright St.	3	0
								297 A	Saint Francis (PA)	3	1
								325 N	UMass Lowell	3	0
LAST 10 GAMES				LAST 10 GAMES				LAST 10 GAMES			
				143 A	Oakland	2	3	194 A	Ill.-Chicago	3	1
				275 A	Wright St.	3	1	137 A	Valparaiso	1	3
				179 A	Cleveland St.	3	1	275 H	Wright St.	3	0
				94 H	Milwaukee	3	0	143 H	Oakland	0	3
				218 H	Green Bay	3	2	16 N	Kansas St.	1	3

Non-Div. I Games:

Youngstown St.



Average RPI Win:	263	WON-LOST	WINNING	LAST 10	STRENGTH OF	OPP. STRENGTH	TEAM	ADJ	CONF.	ADJ CONF.	
Average RPI Loss:	87	RECORD	PCT. RANK	GAMES	SCHEDULE	OF SCHEDULE	RPI	RPI	RPI	RPI	
DIV. I ONLY		18- 7	.72 57	10- 0	280	245	147	.51561	142	26	26
DIV. I NON-CONF.		6- 7	.46154 183	0- 0	170	166	187	.48626	179	26	25
<hr/>											
TOTALS	RPI 1-25	RPI 26-50		W-L RECORDS		RPI 51-100		RPI 101-150		RPI 150+	
18- 7	0- 0	0- 1		OVERALL		0- 4		0- 2		18- 0	
8- 1	0- 0	0- 0		HOME		0- 0		0- 1		8- 0	
6- 2	0- 0	0- 0		AWAY		0- 2		0- 0		6- 0	
4- 4	0- 0	0- 1		NEUTRAL		0- 2		0- 1		4- 0	
<hr/>											
6- 7	0- 0	0- 1		NON-CONFERENCE		0- 4		0- 2		6- 0	
1- 1	0- 0	0- 0		HOME		0- 0		0- 1		1- 0	
2- 2	0- 0	0- 0		AWAY		0- 2		0- 0		2- 0	
3- 4	0- 0	0- 1		NEUTRAL		0- 2		0- 1		3- 0	
<hr/>											
12- 0	0- 0	0- 0		CONFERENCE		0- 0		0- 0		12- 0	
7- 0	0- 0	0- 0		HOME		0- 0		0- 0		7- 0	
4- 0	0- 0	0- 0		AWAY		0- 0		0- 0		4- 0	
1- 0	0- 0	0- 0		NEUTRAL		0- 0		0- 0		1- 0	
<hr/>											
RPI S	Opponent	Score	RPI S	Opponent	Score	RPI S	Opponent	Score	RPI S	Opponent	Score
			46 N	Michigan	1 3	54 N	Louisville	0 3	137 N	Valparaiso	1 3
						65 A	Arkansas	0 3	146 H	North Texas	0 3
						78 N	UMKC	1 3	169 A	A&M-Corpus Christi	3 1
						80 A	Rice	1 3	202 A	Houston Baptist	3 0
									210 H	Sam Houston St.	3 2
									252 N	Tennessee St.	3 0
									254 H	Incarnate Word	3 0
									255 H	Northwestern St.	3 0
									257 A	Louisiana Tech	3 1
									261 H	Southeastern La.	3 0
									262 N	Texas Southern	3 0
									269 A	McNeese St.	3 0
									272 A	Nicholls St.	3 0
									273 H	La.-Monroe	3 2
									278 H	Lamar	3 0
									290 A	South Dakota St.	3 2
									299 H	Abilene Christian	3 0
									300 N	Tex.-Pan American	3 1
									319 H	New Orleans	3 0
									319 N	New Orleans	3 0
<hr/>											
LAST 10 GAMES											
278 H Lamar 3 0						202 A Houston Baptist 3 0					
210 H Sam Houston St. 3 2						169 A A&M-Corpus Christi 3 1					
255 H Northwestern St. 3 0						299 H Abilene Christian 3 0					
319 H New Orleans 3 0						254 H Incarnate Word 3 0					
261 H Southeastern La. 3 0						269 A McNeese St. 3 0					

**Non-Div. I Games:**

Stephen F. Austin



Average RPI Win:	207	WON-LOST	WINNING	LAST 10	STRENGTH OF	OPP. STRENGTH	TEAM	ADJ	CONF.	ADJ CONF.	
Average RPI Loss:	129	RECORD	PCT. RANK	GAMES	SCHEDULE	OF SCHEDULE	RPI	RPI	RPI	RPI	
DIV. I ONLY	15- 9	.625	107	7- 3	177	168	134	.51416	143	17	17
DIV. I NON-CONF.	8- 7	.53333	157	0- 1	184	170	167	.494	168	13	14
<hr/>											
TOTALS	RPI 1-25	RPI 26-50		W-L RECORDS		RPI 51-100		RPI 101-150		RPI 150+	
15- 9	0- 0	0- 2		OVERALL		1- 1		4- 2		10- 4	
6- 3	0- 0	0- 0		HOME		0- 0		2- 2		4- 1	
5- 2	0- 0	0- 0		AWAY		1- 0		2- 0		2- 2	
4- 4	0- 0	0- 2		NEUTRAL		0- 1		0- 0		4- 1	
<hr/>											
8- 7	0- 0	0- 2		NON-CONFERENCE		0- 1		1- 2		7- 2	
2- 2	0- 0	0- 0		HOME		0- 0		0- 2		2- 0	
2- 1	0- 0	0- 0		AWAY		0- 0		1- 0		1- 1	
4- 4	0- 0	0- 2		NEUTRAL		0- 1		0- 0		4- 1	
<hr/>											
7- 2	0- 0	0- 0		CONFERENCE		1- 0		3- 0		3- 2	
4- 1	0- 0	0- 0		HOME		0- 0		2- 0		2- 1	
3- 1	0- 0	0- 0		AWAY		1- 0		1- 0		1- 1	
0- 0	0- 0	0- 0		NEUTRAL		0- 0		0- 0		0- 0	
<hr/>											
RPI S	Opponent	Score	RPI S	Opponent	Score	RPI S	Opponent	Score	RPI S	Opponent	Score
			43 N	Lipscomb	0 3	52 N	Xavier	0 3	106 H	UC Irvine	0 3
			45 N	Illinois St.	1 3	94 A	Milwaukee	3 1	110 A	Missouri	3 1
									126 H	Eastern Mich.	0 3
									137 H	Valparaiso	3 1
									141 A	Youngstown St.	3 0
									141 H	Youngstown St.	3 2
									159 A	Western Mich.	2 3
									179 A	Cleveland St.	3 2
									179 H	Cleveland St.	3 2
									194 H	Ill.-Chicago	0 3
									215 A	Army	3 2
									218 A	Green Bay	1 3
									221 N	IPFW	1 3
									245 H	Robert Morris	3 1
									257 N	Louisiana Tech	3 0
									258 H	Bowling Green	3 0
									275 H	Wright St.	3 0
									281 N	Holy Cross	3 0
									293 N	Binghamton	3 1
									297 N	Saint Francis (PA)	3 1
<hr/>											
			LAST 10 GAMES								
			141 H	Youngstown St.	3 2	137 H	Valparaiso	3 1			
			179 H	Cleveland St.	3 2	275 H	Wright St.	3 0			
			94 A	Milwaukee	3 1	126 H	Eastern Mich.	0 3			
			218 A	Green Bay	1 3	179 A	Cleveland St.	3 2			
			194 H	Ill.-Chicago	0 3	141 A	Youngstown St.	3 0			

Non-Div. I Games:

Oakland



Average RPI Win: 219		WON-LOST	WINNING	LAST 10	STRENGTH OF		OPP. STRENGTH	TEAM	ADJ	CONF.	ADJ CONF.
Average RPI Loss: 96		RECORD	PCT. RANK	GAMES	SCHEDULE		OF SCHEDULE	RPI	RPI	RPI	RPI
DIV. I ONLY		14- 8	.63636	99	7- 3		240	127	145	.51409	144
DIV. I NON-CONF.		7- 5	.58333	131	0- 0		245	94	165	.49591	166
TOTALS		RPI 1-25	RPI 26-50		W-L RECORDS		RPI 51-100		RPI 101-150		RPI 150+
14- 8		0- 1	0- 1		OVERALL		0- 4		2- 0		12- 2
5- 3		0- 1	0- 1		HOME		0- 1		1- 0		4- 0
5- 3		0- 0	0- 0		AWAY		0- 2		1- 0		4- 1
4- 2		0- 0	0- 0		NEUTRAL		0- 1		0- 0		4- 1
7- 5		0- 1	0- 0		NON-CONFERENCE		0- 3		0- 0		7- 1
2- 1		0- 1	0- 0		HOME		0- 0		0- 0		2- 0
1- 2		0- 0	0- 0		AWAY		0- 2		0- 0		1- 0
4- 2		0- 0	0- 0		NEUTRAL		0- 1		0- 0		4- 1
7- 3		0- 0	0- 1		CONFERENCE		0- 1		2- 0		5- 1
3- 2		0- 0	0- 1		HOME		0- 1		1- 0		2- 0
4- 1		0- 0	0- 0		AWAY		0- 0		1- 0		3- 1
0- 0		0- 0	0- 0		NEUTRAL		0- 0		0- 0		0- 0
RPI S	Opponent	Score		RPI S	Opponent	Score		RPI S	Opponent	Score	
20 H	Ohio St.	1	3	44 H	Ohio	2	3	78 N	UMKC	1	3
								87 A	Indiana	1	3
								94 A	Milwaukee	2	3
								100 H	Northern Ill.	2	3
								122 H	Ball St.	3	0
								126 A	Eastern Mich.	3	0
								155 A	Buffalo	0	3
								160 H	IUPUI	3	1
								190 N	North Dakota St.	1	3
								190 N	North Dakota St.	3	0
								192 H	Kent St.	3	0
								223 N	Southeast Mo. St.	3	0
								231 A	Central Mich.	3	0
								241 H	UAB	3	0
								245 N	Robert Morris	3	1
								247 N	Mississippi St.	3	1
								258 A	Bowling Green	3	1
								260 A	Akron	3	1
								274 H	Toledo	3	2
								296 A	Bradley	3	1
LAST 10 GAMES											
				122 H	Ball St.	3	0	44 H	Ohio	2	3
				274 H	Toledo	3	2	100 H	Northern Ill.	2	3
				231 A	Central Mich.	3	0	258 A	Bowling Green	3	1
				126 A	Eastern Mich.	3	0	155 A	Buffalo	0	3
				192 H	Kent St.	3	0	260 A	Akron	3	1

Non-Div. I Games:

Miami (OH)



Average RPI Win:	262	WON-LOST	WINNING	LAST 10	STRENGTH OF	OPP. STRENGTH	TEAM	ADJ	CONF.	ADJ CONF.					
Average RPI Loss:	207	RECORD	PCT. RANK	GAMES	SCHEDULE	OF SCHEDULE	RPI	RPI	RPI	RPI					
DIV. I ONLY		19- 3	.86364	12	9- 1	311	286	140	.512	145	28	28			
DIV. I NON-CONF.		8- 2	.8	41	0- 0	312	256	153	.49982	159	30	29			
<hr/>															
TOTALS	RPI 1-25	RPI 26-50		W-L RECORDS		RPI 51-100		RPI 101-150		RPI 150+					
19- 3	0- 0	0- 0		OVERALL		0- 0		1- 0		18- 3					
8- 0	0- 0	0- 0		HOME		0- 0		0- 0		8- 0					
7- 2	0- 0	0- 0		AWAY		0- 0		1- 0		6- 2					
4- 1	0- 0	0- 0		NEUTRAL		0- 0		0- 0		4- 1					
<hr/>															
8- 2	0- 0	0- 0		NON-CONFERENCE		0- 0		1- 0		7- 2					
1- 0	0- 0	0- 0		HOME		0- 0		0- 0		1- 0					
3- 1	0- 0	0- 0		AWAY		0- 0		1- 0		2- 1					
4- 1	0- 0	0- 0		NEUTRAL		0- 0		0- 0		4- 1					
<hr/>															
11- 1	0- 0	0- 0		CONFERENCE		0- 0		0- 0		11- 1					
7- 0	0- 0	0- 0		HOME		0- 0		0- 0		7- 0					
4- 1	0- 0	0- 0		AWAY		0- 0		0- 0		4- 1					
0- 0	0- 0	0- 0		NEUTRAL		0- 0		0- 0		0- 0					
<hr/>															
RPI S	Opponent	Score	RPI S	Opponent	Score	RPI S	Opponent	Score	RPI S	Opponent	Score				
						123 A Boston College			3	2					
						202 N Houston Baptist			1	3					
						207 A Fairfield			1	3					
						207 H Fairfield			3	1					
						212 A Air Force			0	3					
						215 H Army			3	0					
						216 A Lehigh			3	2					
						225 A Manhattan			3	0					
						240 A Siena			3	1					
						240 H Siena			3	1					
						253 H Rider			3	2					
						256 H Niagara			3	0					
						271 N Hartford			3	0					
						276 N Weber St.			3	0					
						281 N Holy Cross			3	0					
						282 H Canisius			3	0					
						307 A Lafayette			3	0					
						308 H Saint Peter's			3	0					
						309 A Iona			3	0					
						320 N Delaware St.			3	0					
						329 A Quinnipiac			3	0					
						329 H Quinnipiac			3	0					
						LAST 10 GAMES			207 A Fairfield			1	3		
						240 A Siena			3	1	329 A Quinnipiac			3	0
						329 H Quinnipiac			3	0	309 A Iona			3	0
308 H Saint Peter's			3	0	225 A Manhattan			3	0						
253 H Rider			3	2	207 H Fairfield			3	1						
240 H Siena			3	1											

Non-Div. I Games:

Marist



Average RPI Win:		222	WON-LOST RECORD		WINNING PCT. RANK		LAST 10 GAMES		STRENGTH OF SCHEDULE		OPP. STRENGTH OF SCHEDULE		TEAM RPI		ADJ RPI		CONF. RPI		ADJ CONF. RPI	
DIV. I ONLY			15- 9		.625 107		5- 5		200		190		144		.51155 146		15		15	
DIV. I NON-CONF.			9- 4		.69231 85		0- 0		252		199		140		.51285 141		14		13	
TOTALS		RPI 1-25		RPI 26-50				W-L RECORDS		RPI 51-100				RPI 101-150				RPI 150+		
15- 9		0- 1		0- 1				OVERALL		0- 3				4- 1				11- 3		
9- 3		0- 0		0- 0				HOME		0- 1				1- 1				8- 1		
4- 4		0- 1		0- 1				AWAY		0- 1				2- 0				2- 1		
2- 2		0- 0		0- 0				NEUTRAL		0- 1				1- 0				1- 1		
9- 4		0- 1		0- 0				NON-CONFERENCE		0- 1				3- 1				6- 1		
5- 1		0- 0		0- 0				HOME		0- 0				0- 1				5- 0		
2- 1		0- 1		0- 0				AWAY		0- 0				2- 0				0- 0		
2- 2		0- 0		0- 0				NEUTRAL		0- 1				1- 0				1- 1		
6- 5		0- 0		0- 1				CONFERENCE		0- 2				1- 0				5- 2		
4- 2		0- 0		0- 0				HOME		0- 1				1- 0				3- 1		
2- 3		0- 0		0- 1				AWAY		0- 1				0- 0				2- 1		
0- 0		0- 0		0- 0				NEUTRAL		0- 0				0- 0				0- 0		
RPI	S	Opponent		Score		RPI	S	Opponent		Score		RPI	S	Opponent		Score				
22	A	Kansas		0	3	38	A	Western Ky.		1	3	65	N	Arkansas		1	3			
												80	H	Rice		1	3			
												89	A	UTSA		0	3			
												101	N	Wichita St.		3	2			
												110	H	Missouri		2	3			
												120	H	Fla. Atlantic		3	1			
												139	A	Texas St.		3	0			
												142	A	Stephen F. Austin		3	0			
												163	A	Southern Miss.		1	3			
												177	H	Marshall		3	2			
												179	N	Cleveland St.		2	3			
												199	A	UTEP		3	2			
												209	H	Utah Valley		3	1			
												213	H	Charlotte		1	3			
												236	H	FIU		3	0			
												255	H	Northwestern St.		3	2			
												257	A	Louisiana Tech		3	0			
												257	H	Louisiana Tech		3	0			
												299	H	Abilene Christian		3	1			
												299	N	Abilene Christian		3	0			
												314	H	Jackson St.		3	0			
												328	H	Mississippi Val.		3	0			
						LAST 10 GAMES														
						236	H	FIU		3	0	163	A	Southern Miss.		1	3			
						120	H	Fla. Atlantic		3	1	177	H	Marshall		3	2			
						257	A	Louisiana Tech		3	0	257	H	Louisiana Tech		3	0			
						213	H	Charlotte		1	3	80	H	Rice		1	3			
						38	A	Western Ky.		1	3	89	A	UTSA		0	3			

Non-Div. I Games:

North Texas



Average RPI Win:	200	WON-LOST RECORD	WINNING PCT. RANK	LAST 10 GAMES	STRENGTH OF SCHEDULE	OPP. STRENGTH OF SCHEDULE	TEAM RPI	ADJ RPI	CONF. RPI	ADJ CONF. RPI		
Average RPI Loss:	89											
DIV. I ONLY		10- 11	.47619	179	6- 4	110	109	148	.51048	147	8	8
DIV. I NON-CONF.		5- 8	.38462	231	1- 1	117	134	195	.47985	193	7	7
<hr/>												
TOTALS	RPI 1-25	RPI 26-50		W-L RECORDS		RPI 51-100		RPI 101-150		RPI 150+		
10- 11	0- 1	1- 2		OVERALL		0- 4		1- 2		8- 2		
3- 1	0- 0	0- 1		HOME		0- 0		0- 0		3- 0		
6- 6	0- 1	1- 1		AWAY		0- 2		1- 1		4- 1		
1- 4	0- 0	0- 0		NEUTRAL		0- 2		0- 1		1- 1		
<hr/>												
5- 8	0- 1	0- 0		NON-CONFERENCE		0- 4		0- 1		5- 2		
2- 0	0- 0	0- 0		HOME		0- 0		0- 0		2- 0		
2- 4	0- 1	0- 0		AWAY		0- 2		0- 0		2- 1		
1- 4	0- 0	0- 0		NEUTRAL		0- 2		0- 1		1- 1		
<hr/>												
5- 3	0- 0	1- 2		CONFERENCE		0- 0		1- 1		3- 0		
1- 1	0- 0	0- 1		HOME		0- 0		0- 0		1- 0		
4- 2	0- 0	1- 1		AWAY		0- 0		1- 1		2- 0		
0- 0	0- 0	0- 0		NEUTRAL		0- 0		0- 0		0- 0		
<hr/>												
RPI S	Opponent	Score	RPI S	Opponent	Score	RPI S	Opponent	Score	RPI S	Opponent	Score	
3	A Washington	0 3	30	H Hawaii	0 3	56	N Wyoming	1 3	106	A UC Irvine	0 3	
			32	A CSUN	3 2	63	N UNLV	0 3	114	A UC Santa Barbara	3 0	
			36	A Long Beach St.	1 3	80	A Rice	0 3	131	N La.-Lafayette	1 3	
						98	A Northern Colo.	2 3	154	A Seattle	3 0	
									164	A St. Mary's (CA)	1 3	
									187	N Hampton	3 1	
									191	A Cal Poly	3 1	
									193	A Cal St. Fullerton	3 2	
									211	N Fresno St.	2 3	
									243	H Portland	3 0	
									283	H UC Riverside	3 0	
									286	A Sacramento St.	3 2	
									313	H San Jose St.	3 0	
<hr/>												
LAST 10 GAMES												
			36	A Long Beach St.	1 3	114	A UC Santa Barbara	3 0				
			32	A CSUN	3 2	191	A Cal Poly	3 1				
			106	A UC Irvine	0 3	30	H Hawaii	0 3				
			193	A Cal St. Fullerton	3 2	187	N Hampton	3 1				
			283	H UC Riverside	3 0	98	A Northern Colo.	2 3				

Non-Div. I Games:

UC Davis



Average RPI Win: 207		WON-LOST	WINNING	LAST 10	STRENGTH OF		OPP. STRENGTH	TEAM	ADJ	CONF.	ADJ CONF.						
Average RPI Loss: 104		RECORD	PCT. RANK	GAMES	SCHEDULE		OF SCHEDULE	RPI	RPI	RPI	RPI						
DIV. I ONLY		11- 11	.5 165	3- 7	106		155	146	.50785 148	7	7						
DIV. I NON-CONF.		8- 4	.66667 91	0- 0	168		251	119	.52931 123	8	8						
<hr/>																	
TOTALS		RPI 1-25		RPI 26-50		W-L RECORDS		RPI 51-100		RPI 101-150		RPI 150+					
11- 11		0- 0		0- 2		OVERALL		1- 4		0- 3		10- 2					
6- 5		0- 0		0- 0		HOME		1- 1		0- 3		5- 1					
3- 5		0- 0		0- 2		AWAY		0- 2		0- 0		3- 1					
2- 1		0- 0		0- 0		NEUTRAL		0- 1		0- 0		2- 0					
8- 4		0- 0		0- 0		NON-CONFERENCE		0- 2		0- 2		8- 0					
4- 2		0- 0		0- 0		HOME		0- 0		0- 2		4- 0					
2- 1		0- 0		0- 0		AWAY		0- 1		0- 0		2- 0					
2- 1		0- 0		0- 0		NEUTRAL		0- 1		0- 0		2- 0					
3- 7		0- 0		0- 2		CONFERENCE		1- 2		0- 1		2- 2					
2- 3		0- 0		0- 0		HOME		1- 1		0- 1		1- 1					
1- 4		0- 0		0- 2		AWAY		0- 1		0- 0		1- 1					
0- 0		0- 0		0- 0		NEUTRAL		0- 0		0- 0		0- 0					
RPI	S	Opponent		Score		RPI	S	Opponent		Score		RPI	S	Opponent		Score	
						26	A	UCF	0	3							
						47	A	SMU	1	3							

Non-Div. I Games:

Houston



I  
d  
a  
h  
o

Idaho



Average RPI Win:	225	WON-LOST	WINNING	LAST 10	STRENGTH OF	OPP. STRENGTH	TEAM	ADJ	CONF.	ADJ CONF.	
Average RPI Loss:	68	RECORD	PCT. RANK	GAMES	SCHEDULE	OF SCHEDULE	RPI	RPI	RPI	RPI	
DIV. I ONLY	11- 15	.42308	208	3- 7	94	106	156	.50433	150	9	9
DIV. I NON-CONF.	7- 8	.46667	179	0- 0	107	110	142	.51107	143	9	9
<hr/>											
TOTALS	RPI 1-25	RPI 26-50		W-L RECORDS	RPI 51-100		RPI 101-150		RPI 150+		
11- 15	0- 3	0- 2		OVERALL	0- 8		2- 1		9- 1		
4- 8	0- 2	0- 1		HOME	0- 5		1- 0		3- 0		
4- 5	0- 1	0- 1		AWAY	0- 2		1- 1		3- 0		
3- 2	0- 0	0- 0		NEUTRAL	0- 1		0- 0		3- 1		
<hr/>											
7- 8	0- 3	0- 0		NON-CONFERENCE	0- 3		1- 1		6- 1		
1- 4	0- 2	0- 0		HOME	0- 2		0- 0		1- 0		
3- 2	0- 1	0- 0		AWAY	0- 0		1- 1		2- 0		
3- 2	0- 0	0- 0		NEUTRAL	0- 1		0- 0		3- 1		
<hr/>											
4- 7	0- 0	0- 2		CONFERENCE	0- 5		1- 0		3- 0		
3- 4	0- 0	0- 1		HOME	0- 3		1- 0		2- 0		
1- 3	0- 0	0- 1		AWAY	0- 2		0- 0		1- 0		
0- 0	0- 0	0- 0		NEUTRAL	0- 0		0- 0		0- 0		
<hr/>											
RPI S	Opponent	Score		RPI S	Opponent	Score		RPI S	Opponent	Score	
11 H	Penn St.	0	3	27 A	Marquette	0	3	129 A	James Madison	3	0
22 H	Kansas	0	3	40 H	Creighton	1	3	135 A	San Diego St.	1	3
24 A	San Diego	0	3					140 H	St. John's (NY)	3	2
								158 A	Delaware	3	1
								171 A	Penn	3	0
								174 H	Georgetown	3	1
								193 N	Cal St. Fullerton	1	3
								216 H	Lehigh	3	0
								267 N	La Salle	3	1
								294 A	DePaul	3	1
								301 N	Charleston So.	3	0
								305 H	Providence	3	0
								315 N	Norfolk St.	3	0
<hr/>											
LAST 10 GAMES											
52 H Xavier				0	3	174 H Georgetown				3	1
66 H Butler				0	3	66 A Butler				0	3
294 A DePaul				3	1	52 A Xavier				0	3
27 A Marquette				0	3	305 H Providence				3	0
40 H Creighton				1	3	69 H Seton Hall				1	3

**Non-Div. I Games:**

Villanova



Average RPI Win:	232	WON-LOST	WINNING	LAST 10	STRENGTH OF	OPP. STRENGTH	TEAM	ADJ	CONF.	ADJ CONF.	
Average RPI Loss:	108	RECORD	PCT. RANK	GAMES	SCHEDULE	OF SCHEDULE	RPI	RPI	RPI	RPI	
DIV. I ONLY	13- 9	.59091	127	7- 3	214	199	152	.50417	151	19	19
DIV. I NON-CONF.	7- 6	.53846	147	1- 0	210	174	178	.48857	173	21	21
<hr/>											
TOTALS	RPI 1-25	RPI 26-50		W-L RECORDS	RPI 51-100		RPI 101-150		RPI 150+		
13- 9	0- 0	0- 2		OVERALL	2- 1		1- 4		10- 2		
7- 2	0- 0	0- 0		HOME	1- 0		1- 2		5- 0		
4- 4	0- 0	0- 1		AWAY	1- 1		0- 1		3- 1		
2- 3	0- 0	0- 1		NEUTRAL	0- 0		0- 1		2- 1		
<hr/>											
7- 6	0- 0	0- 2		NON-CONFERENCE	0- 1		1- 2		6- 1		
4- 0	0- 0	0- 0		HOME	0- 0		1- 0		3- 0		
1- 3	0- 0	0- 1		AWAY	0- 1		0- 1		1- 0		
2- 3	0- 0	0- 1		NEUTRAL	0- 0		0- 1		2- 1		
<hr/>											
6- 3	0- 0	0- 0		CONFERENCE	2- 0		0- 2		4- 1		
3- 2	0- 0	0- 0		HOME	1- 0		0- 2		2- 0		
3- 1	0- 0	0- 0		AWAY	1- 0		0- 0		2- 1		
0- 0	0- 0	0- 0		NEUTRAL	0- 0		0- 0		0- 0		
<hr/>											
RPI S	Opponent	Score	RPI S	Opponent	Score	RPI S	Opponent	Score	RPI S	Opponent	Score
			48 N	Minnesota	0 3	52 A	Xavier	2 3	106 N	UC Irvine	1 3
			50 A	Pittsburgh	0 3	81 A	VCU	3 1	109 H	Dayton	1 3
						91 H	George Washington	3 2	115 A	Cincinnati	1 3
									119 H	Saint Louis	2 3
									141 H	Youngstown St.	3 2
									153 A	Rhode Island	2 3
									166 H	Indiana St.	3 1
									221 N	IPFW	0 3
									245 H	Robert Morris	3 1
									256 N	Niagara	3 0
									264 H	George Mason	3 0
									267 H	La Salle	3 0
									274 A	Toledo	3 1
									288 A	Davidson	3 0
									298 A	Fordham	3 0
									315 N	Norfolk St.	3 0
									325 H	UMass Lowell	3 0
			LAST 10 GAMES								
			91 H	George Washington	3 2	288 A	Davidson	3 0			
			264 H	George Mason	3 0	153 A	Rhode Island	2 3			
			267 H	La Salle	3 0	298 A	Fordham	3 0			
			245 H	Robert Morris	3 1	119 H	Saint Louis	2 3			
			81 A	VCU	3 1	109 H	Dayton	1 3			

Non-Div. I Games:

Duquesne



Average RPI Win:	214	WON-LOST RECORD	WINNING PCT. RANK	LAST 10 GAMES	STRENGTH OF SCHEDULE	OPP. STRENGTH OF SCHEDULE	TEAM RPI	ADJ RPI	CONF. RPI	ADJ CONF. RPI	
Average RPI Loss:	91										
DIV. I ONLY	12- 11	.52174	159	3- 7	181	94	153	.50233	152	4	4
DIV. I NON-CONF.	10- 4	.71429	74	1- 0	274	202	141	.51312	140	4	4
<hr/>											
TOTALS	RPI 1-25	RPI 26-50		W-L RECORDS	RPI 51-100		RPI 101-150		RPI 150+		
12- 11	0- 3	0- 1		OVERALL	2- 1		1- 4		9- 2		
8- 5	0- 3	0- 1		HOME	2- 0		0- 0		6- 1		
0- 6	0- 0	0- 0		AWAY	0- 1		0- 4		0- 1		
4- 0	0- 0	0- 0		NEUTRAL	0- 0		1- 0		3- 0		
<hr/>											
10- 4	0- 1	0- 0		NON-CONFERENCE	0- 0		1- 2		9- 1		
6- 2	0- 1	0- 0		HOME	0- 0		0- 0		6- 1		
0- 2	0- 0	0- 0		AWAY	0- 0		0- 2		0- 0		
4- 0	0- 0	0- 0		NEUTRAL	0- 0		1- 0		3- 0		
<hr/>											
2- 7	0- 2	0- 1		CONFERENCE	2- 1		0- 2		0- 1		
2- 3	0- 2	0- 1		HOME	2- 0		0- 0		0- 0		
0- 4	0- 0	0- 0		AWAY	0- 1		0- 2		0- 1		
0- 0	0- 0	0- 0		NEUTRAL	0- 0		0- 0		0- 0		
<hr/>											
RPI S	Opponent	Score	RPI S	Opponent	Score	RPI S	Opponent	Score	RPI S	Opponent	Score
2 H	Florida St.	1 <div>3</div>	39 H	Miami (FL)	0 <div>3</div>	57 A	Virginia	1 <div>3</div>	103 A	Georgia Tech	2 <div>3</div>
19 H	Duke	0 <div>3</div>				93 H	North Carolina St.	3 2	123 A	Boston College	1 <div>3</div>
21 H	Oklahoma	0 <div>3</div>				96 H	Virginia Tech	3 2	132 A	Col. of Charleston	2 <div>3</div>
									139 N	Texas St.	3 1
									148 A	Houston	2 <div>3</div>
									161 H	Winthrop	1 <div>3</div>
									176 N	Stetson	3 0
									193 N	Cal St. Fullerton	3 2
									196 A	Syracuse	0 <div>3</div>
									200 H	Western Caro.	3 1
									204 H	Presbyterian	3 1
									277 H	Elon	3 1
									278 N	Lamar	3 0
									288 H	Davidson	3 1
									295 H	Wofford	3 0
									327 H	N.C. Central	3 0
<hr/>											
LAST 10 GAMES											
2 H	Florida St.	1 <div>3</div>	103 A	Georgia Tech	2 <div>3</div>						
39 H	Miami (FL)	0 <div>3</div>	93 H	North Carolina St.	3 2						
196 A	Syracuse	0 <div>3</div>	57 A	Virginia	1 <div>3</div>						
123 A	Boston College	1 <div>3</div>	96 H	Virginia Tech	3 2						
19 H	Duke	0 <div>3</div>	277 H	Elon	3 1						

Non-Div. I Games:

Wake Forest



Average RPI Win: 233		WON-LOST	WINNING	LAST 10	STRENGTH OF		OPP. STRENGTH	TEAM	ADJ	CONF.	ADJ CONF.
Average RPI Loss: 146		RECORD	PCT. RANK	GAMES	SCHEDULE		OF SCHEDULE	RPI	RPI	RPI	RPI
DIV. I ONLY		15- 7	.68182	73	6- 4		268	230	149	.50078	153
DIV. I NON-CONF.		9- 4	.69231	85	0- 1		286	250	163	.49072	172
TOTALS		RPI 1-25	RPI 26-50		W-L RECORDS		RPI 51-100		RPI 101-150		RPI 150+
15- 7	0- 0	0- 0		OVERALL		1- 1		0- 4		14- 2	
6- 1	0- 0	0- 0		HOME		1- 0		0- 1		5- 0	
5- 4	0- 0	0- 0		AWAY		0- 1		0- 2		5- 1	
4- 2	0- 0	0- 0		NEUTRAL		0- 0		0- 1		4- 1	
9- 4	0- 0	0- 0		NON-CONFERENCE		0- 0		0- 2		9- 2	
2- 1	0- 0	0- 0		HOME		0- 0		0- 1		2- 0	
3- 1	0- 0	0- 0		AWAY		0- 0		0- 0		3- 1	
4- 2	0- 0	0- 0		NEUTRAL		0- 0		0- 1		4- 1	
6- 3	0- 0	0- 0		CONFERENCE		1- 1		0- 2		5- 0	
4- 0	0- 0	0- 0		HOME		1- 0		0- 0		3- 0	
2- 3	0- 0	0- 0		AWAY		0- 1		0- 2		2- 0	
0- 0	0- 0	0- 0		NEUTRAL		0- 0		0- 0		0- 0	
RPI S	Opponent	Score	RPI S	Opponent	Score	RPI S	Opponent	Score	RPI S	Opponent	Score
						81 H	VCU	3 2	109 A	Dayton	0 3
						91 A	George Washington	2 3	115 H	Cincinnati	1 3
									119 A	Saint Louis	1 3
									134 N	New Mexico St.	0 3
									151 H	Duquesne	3 2
									158 A	Delaware	3 0
									168 N	Loyola Chicago	3 0
									170 H	Rutgers	3 0
									189 A	Northeastern	3 1
									219 N	Brown	1 3
									238 A	New Hampshire	2 3
									264 A	George Mason	3 1
									267 H	La Salle	3 0
									271 N	Hartford	3 0
									280 N	Albany (NY)	3 2
									288 H	Davidson	3 0
									291 A	Sacred Heart	3 0
									298 A	Fordham	3 0
									309 N	Iona	3 0
									317 H	NJIT	3 0
LAST 10 GAMES											
						288 H	Davidson	3 0	151 H	Duquesne	3 2
						81 H	VCU	3 2	267 H	La Salle	3 0
						109 A	Dayton	0 3	264 A	George Mason	3 1
						119 A	Saint Louis	1 3	91 A	George Washington	2 3
						298 A	Fordham	3 0	219 N	Brown	1 3

Non-Div. I Games:

Rhode Island



Average RPI Win:		240	WON-LOST RECORD		WINNING PCT. RANK		LAST 10 GAMES		STRENGTH OF SCHEDULE		OPP. STRENGTH OF SCHEDULE		TEAM RPI		ADJ RPI		CONF. RPI		ADJ CONF. RPI				
Average RPI Loss:		83																					
DIV. I ONLY			9- 12		.42857 201		5- 5		103		117		160		.50047 154		24		24				
DIV. I NON-CONF.			4- 9		.30769 257		0- 2		52		33		146		.51387 137		23		24				
TOTALS		RPI 1-25		RPI 26-50		W-L RECORDS		RPI 51-100		RPI 101-150		RPI 150+											
9- 12		0- 3		0- 1		OVERALL		0- 5		1- 1		8- 2											
5- 5		0- 0		0- 1		HOME		0- 2		1- 1		4- 1											
3- 5		0- 2		0- 0		AWAY		0- 2		0- 0		3- 1											
1- 2		0- 1		0- 0		NEUTRAL		0- 1		0- 0		1- 0											
4- 9		0- 3		0- 1		NON-CONFERENCE		0- 4		0- 1		4- 0											
1- 4		0- 0		0- 1		HOME		0- 2		0- 1		1- 0											
2- 3		0- 2		0- 0		AWAY		0- 1		0- 0		2- 0											
1- 2		0- 1		0- 0		NEUTRAL		0- 1		0- 0		1- 0											
5- 3		0- 0		0- 0		CONFERENCE		0- 1		1- 0		4- 2											
4- 1		0- 0		0- 0		HOME		0- 0		1- 0		3- 1											
1- 2		0- 0		0- 0		AWAY		0- 1		0- 0		1- 1											
0- 0		0- 0		0- 0		NEUTRAL		0- 0		0- 0		0- 0											
RPI	S	Opponent		Score		RPI	S	Opponent		Score		RPI	S	Opponent		Score							
3	A	Washington		0	3	35	H	Oregon St.		0	3	51	H	Pacific		1	3	134	H	New Mexico St.	3	1	
4	N	Texas		0	3							59	N	Gonzaga		0	3	147	H	UC Davis	0	3	
7	A	Oregon		0	3							63	H	UNLV		0	3	188	A	Eastern Wash.	3	2	
												78	A	UMKC		1	3	199	N	UTEP	3	0	
												99	A	New Mexico		0	3	209	A	Utah Valley	2	3	
																		209	H	Utah Valley	3	1	
																		242	H	Bakersfield	0	3	
																		248	H	Grand Canyon	3	1	
																		250	A	Montana	3	2	
																		300	H	Tex.-Pan American	3	0	
																		307	H	Lafayette	3	0	
																		322	A	Chicago St.	3	1	
						LAST 10 GAMES																	
						209 H Utah Valley						3	1	134 H New Mexico St.						3	1		
						248 H Grand Canyon						3	1	300 H Tex.-Pan American						3	0		
						242 H Bakersfield						0	3	209 A Utah Valley						2	3		
						78 A UMKC						1	3	7 A Oregon						0	3		
						322 A Chicago St.						3	1	59 N Gonzaga						0	3		

Non-Div. I Games:

Seattle



Average RPI Win: 229		WON-LOST	WINNING	LAST 10	STRENGTH OF		OPP. STRENGTH	TEAM	ADJ	CONF.	ADJ CONF.
Average RPI Loss: 127		RECORD	PCT. RANK	GAMES	SCHEDULE		OF SCHEDULE	RPI	RPI	RPI	RPI
DIV. I ONLY		14- 10	.58333	135	194		223	154	.49945	155	16
DIV. I NON-CONF.		10- 4	.71429	74	248		245	135	.5158	136	16
TOTALS		RPI 1-25	RPI 26-50	W-L RECORDS	RPI 51-100		RPI 101-150	RPI 150+			
14- 10	0- 0		0- 1	OVERALL	1- 3		1- 2	12- 4			
6- 4	0- 0		0- 0	HOME	0- 1		1- 2	5- 1			
2- 6	0- 0		0- 1	AWAY	0- 2		0- 0	2- 3			
6- 0	0- 0		0- 0	NEUTRAL	1- 0		0- 0	5- 0			
10- 4	0- 0		0- 0	NON-CONFERENCE	1- 2		0- 0	9- 2			
3- 2	0- 0		0- 0	HOME	0- 1		0- 0	3- 1			
1- 2	0- 0		0- 0	AWAY	0- 1		0- 0	1- 1			
6- 0	0- 0		0- 0	NEUTRAL	1- 0		0- 0	5- 0			
4- 6	0- 0		0- 1	CONFERENCE	0- 1		1- 2	3- 2			
3- 2	0- 0		0- 0	HOME	0- 0		1- 2	2- 0			
1- 4	0- 0		0- 1	AWAY	0- 1		0- 0	1- 2			
0- 0	0- 0		0- 0	NEUTRAL	0- 0		0- 0	0- 0			
RPI S	Opponent	Score	RPI S	Opponent	Score	RPI S	Opponent	Score	RPI S	Opponent	Score
			44 A Ohio	0	3	62 H Ole Miss	0	3	122 H Ball St.	1	3
						66 N Butler	3	1	126 H Eastern Mich.	2	3
						87 A Indiana	1	3	144 H Miami (OH)	3	0
						100 A Northern Ill.	1	3	157 A South Fla.	2	3
									159 A Western Mich.	1	3
									167 N Eastern Ky.	3	0
									192 A Kent St.	0	3
									194 A Ill.-Chicago	3	1
									216 H Lehigh	0	3
									231 H Central Mich.	3	1
									236 N FIU	3	1
									240 H Siena	3	0
									256 H Niagara	3	0
									258 H Bowling Green	3	0
									260 A Akron	3	0
									268 N Western Ill.	3	1
									268 N Western Ill.	3	0
									282 H Canisius	3	0
									330 N South Carolina St.	3	0
LAST 10 GAMES											
			231 H Central Mich.	3	1	260 A Akron	3	0			
			126 H Eastern Mich.	2	3	192 A Kent St.	0	3			
			100 A Northern Ill.	1	3	44 A Ohio	0	3			
			159 A Western Mich.	1	3	144 H Miami (OH)	3	0			
			122 H Ball St.	1	3	258 H Bowling Green	3	0			

Non-Div. I Games:

Buffalo



Average RPI Win:		186	WON-LOST		WINNING		LAST 10		STRENGTH OF		OPP. STRENGTH		TEAM		ADJ		CONF.		ADJ CONF.	
Average RPI Loss:		68	RECORD		PCT. RANK		GAMES		SCHEDULE		OF SCHEDULE		RPI		RPI		RPI		RPI	
DIV. I ONLY			5- 16		.2381 289		2- 8		41		38		165		.49899 156		4		4	
DIV. I NON-CONF.			3- 8		.27273 271		0- 0		72		71		188		.48613 181		4		4	
TOTALS		RPI 1-25		RPI 26-50		W-L RECORDS		RPI 51-100		RPI 101-150		RPI 150+								
5- 16		0- 3		0- 4		OVERALL		0- 6		2- 1		3- 2								
3- 7		0- 1		0- 0		HOME		0- 3		1- 1		2- 2								
0- 8		0- 1		0- 4		AWAY		0- 3		0- 0		0- 0								
2- 1		0- 1		0- 0		NEUTRAL		0- 0		1- 0		1- 0								
3- 8		0- 1		0- 2		NON-CONFERENCE		0- 2		1- 1		2- 2								
1- 5		0- 0		0- 0		HOME		0- 2		0- 1		1- 2								
0- 2		0- 0		0- 2		AWAY		0- 0		0- 0		0- 0								
2- 1		0- 1		0- 0		NEUTRAL		0- 0		1- 0		1- 0								
2- 8		0- 2		0- 2		CONFERENCE		0- 4		1- 0		1- 0								
2- 2		0- 1		0- 0		HOME		0- 1		1- 0		1- 0								
0- 6		0- 1		0- 2		AWAY		0- 3		0- 0		0- 0								
0- 0		0- 0		0- 0		NEUTRAL		0- 0		0- 0		0- 0								
RPI	S	Opponent		Score		RPI	S	Opponent		Score		RPI	S	Opponent		Score				
2	A	Florida St.		0	3	34	A	Purdue		0	3	54	A	Louisville		0	3			
5	N	Wisconsin		0	3	39	A	Miami (FL)		0	3	57	A	Virginia		2	3			
19	H	Duke		1	3	48	A	Minnesota		0	3	68	H	Washington St.		1	3			
						50	A	Pittsburgh		0	3	77	H	Clemson		0	3			
												85	H	UNI		1	3			
												96	A	Virginia Tech		0	3			

Non-Div. I Games:

Notre Dame



Average RPI Win:		185	WON-LOST RECORD		WINNING PCT. RANK		LAST 10 GAMES		STRENGTH OF SCHEDULE		OPP. STRENGTH OF SCHEDULE		TEAM RPI		ADJ RPI		CONF. RPI		ADJ CONF. RPI	
DIV. I ONLY			9- 13		.40909 219		3- 7		87		102		157		.49896 157		7		7	
DIV. I NON-CONF.			6- 6		.5 162		0- 0		140		109		150		.50508 151		8		8	
TOTALS		RPI 1-25		RPI 26-50		W-L RECORDS		RPI 51-100		RPI 101-150		RPI 150+								
9- 13		0- 2		0- 4		OVERALL		2- 2		0- 2		7- 3								
4- 4		0- 0		0- 1		HOME		0- 1		0- 1		4- 1								
2- 6		0- 0		0- 3		AWAY		2- 1		0- 1		0- 1								
3- 3		0- 2		0- 0		NEUTRAL		0- 0		0- 0		3- 1								
6- 6		0- 2		0- 2		NON-CONFERENCE		1- 0		0- 0		5- 2								
2- 1		0- 0		0- 0		HOME		0- 0		0- 0		2- 1								
1- 2		0- 0		0- 2		AWAY		1- 0		0- 0		0- 0								
3- 3		0- 2		0- 0		NEUTRAL		0- 0		0- 0		3- 1								
3- 7		0- 0		0- 2		CONFERENCE		1- 2		0- 2		2- 1								
2- 3		0- 0		0- 1		HOME		0- 1		0- 1		2- 0								
1- 4		0- 0		0- 1		AWAY		1- 1		0- 1		0- 1								
0- 0		0- 0		0- 0		NEUTRAL		0- 0		0- 0		0- 0								
RPI S	Opponent		Score		RPI S	Opponent		Score		RPI S	Opponent		Score		RPI S	Opponent		Score		
24 N	San Diego		0	3	26 H	UCF		1	3	64 A	Tulsa		3	1	115 A	Cincinnati		2	3	
25 N	LSU		1	3	34 A	Purdue		0	3	72 A	Memphis		0	3	148 H	Houston		1	3	
					47 A	SMU		0	3	82 A	Auburn		3	2	155 H	Buffalo		3	2	
					50 A	Pittsburgh		1	3	90 H	Temple		0	3	158 N	Delaware		3	2	
															161 N	Winthrop		2	3	
															173 H	UConn		3	1	
															184 A	East Carolina		1	3	
															186 H	Tulane		3	0	
															226 N	Troy		3	1	
															236 H	FIU		1	3	
															291 N	Sacred Heart		3	0	
															330 H	South Carolina St.		3	0	
				LAST 10 GAMES																
				148 H	Houston		1	3	26 H	UCF		1	3							
				186 H	Tulane		3	0	90 H	Temple		0	3							
				72 A	Memphis		0	3	173 H	UConn		3	1							
				115 A	Cincinnati		2	3	47 A	SMU		0	3							
				184 A	East Carolina		1	3	64 A	Tulsa		3	1							

Non-Div. I Games:

South Fla.



**Non-Div. I Games:**

Delaware



Average RPI Win: 225		WON-LOST	WINNING	LAST 10	STRENGTH OF		OPP. STRENGTH	TEAM	ADJ	CONF.	ADJ CONF.
Average RPI Loss: 114		RECORD	PCT. RANK	GAMES	SCHEDULE		OF SCHEDULE	RPI	RPI	RPI	RPI
DIV. I ONLY		15- 10	.6	123	6- 4		227	165	151	.49578	159
DIV. I NON-CONF.		9- 6	.6	123	1- 1		215	173	158	.49569	167
TOTALS		RPI 1-25	RPI 26-50		W-L RECORDS		RPI 51-100		RPI 101-150		RPI 150+
15- 10	0- 0	0- 3		OVERALL		0- 3		2- 1		13- 3	
5- 2	0- 0	0- 0		HOME		0- 0		1- 1		4- 1	
6- 6	0- 0	0- 2		AWAY		0- 2		1- 0		5- 2	
4- 2	0- 0	0- 1		NEUTRAL		0- 1		0- 0		4- 0	
9- 6	0- 0	0- 2		NON-CONFERENCE		0- 2		1- 0		8- 2	
2- 1	0- 0	0- 0		HOME		0- 0		1- 0		1- 1	
3- 3	0- 0	0- 1		AWAY		0- 1		0- 0		3- 1	
4- 2	0- 0	0- 1		NEUTRAL		0- 1		0- 0		4- 0	
6- 4	0- 0	0- 1		CONFERENCE		0- 1		1- 1		5- 1	
3- 1	0- 0	0- 0		HOME		0- 0		0- 1		3- 0	
3- 3	0- 0	0- 1		AWAY		0- 1		1- 0		2- 1	
0- 0	0- 0	0- 0		NEUTRAL		0- 0		0- 0		0- 0	
RPI S	Opponent	Score	RPI S	Opponent	Score	RPI S	Opponent	Score	RPI S	Opponent	Score
			34 N	Purdue	1 3	68 N	Washington St.	1 3	122 H	Ball St.	2 3
			38 A	Western Ky.	0 3	94 A	Milwaukee	1 3	126 A	Eastern Mich.	3 0
			44 A	Ohio	1 3	100 A	Northern Ill.	1 3	143 H	Oakland	3 2
									155 H	Buffalo	3 1
									156 A	Notre Dame	3 0
									160 N	IUPUI	3 1
									192 A	Kent St.	1 3
									221 A	IPFW	3 1
									221 H	IPFW	2 3
									230 A	Stony Brook	2 3
									231 A	Central Mich.	3 1
									239 N	Kennesaw St.	3 1
									257 H	Louisiana Tech	3 0
									258 A	Bowling Green	3 2
									260 H	Akron	3 0
									266 N	Austin Peay	3 1
									274 H	Toledo	3 0
									309 A	Iona	3 1
									321 N	St. Francis Brooklyn	3 0
LAST 10 GAMES											
			192 A	Kent St.	1 3	94 A	Milwaukee	1 3			
			44 A	Ohio	1 3	126 A	Eastern Mich.	3 0			
			221 A	IPFW	3 1	231 A	Central Mich.	3 1			
			260 H	Akron	3 0	258 A	Bowling Green	3 2			
			155 H	Buffalo	3 1	100 A	Northern Ill.	1 3			

Non-Div. I Games:

Western Mich.



Average RPI Win: 212		WON-LOST RECORD		WINNING PCT. RANK		LAST 10 GAMES		STRENGTH OF SCHEDULE		OPP. STRENGTH OF SCHEDULE		TEAM RPI		ADJ RPI		CONF. RPI		ADJ CONF. RPI	
Average RPI Loss: 119																			
DIV. I ONLY		14- 11		.56 146		8- 2		228		134		162		.49538 160		21		20	
DIV. I NON-CONF.		6- 9		.4 219		0- 0		203		90		215		.46516 206		20		20	
TOTALS		RPI 1-25		RPI 26-50		W-L RECORDS		RPI 51-100		RPI 101-150		RPI 150+							
14- 11		0- 2		0- 0		OVERALL		2- 3		0- 2		12- 4							
5- 2		0- 0		0- 0		HOME		2- 1		0- 0		3- 1							
5- 5		0- 0		0- 0		AWAY		0- 1		0- 2		5- 2							
4- 4		0- 2		0- 0		NEUTRAL		0- 1		0- 0		4- 1							
6- 9		0- 2		0- 0		NON-CONFERENCE		1- 2		0- 2		5- 3							
1- 1		0- 0		0- 0		HOME		1- 0		0- 0		0- 1							
1- 4		0- 0		0- 0		AWAY		0- 1		0- 2		1- 1							
4- 4		0- 2		0- 0		NEUTRAL		0- 1		0- 0		4- 1							
8- 2		0- 0		0- 0		CONFERENCE		1- 1		0- 0		7- 1							
4- 1		0- 0		0- 0		HOME		1- 1		0- 0		3- 0							
4- 1		0- 0		0- 0		AWAY		0- 0		0- 0		4- 1							
0- 0		0- 0		0- 0		NEUTRAL		0- 0		0- 0		0- 0							
RPI S	Opponent	Score		RPI S	Opponent	Score		RPI S	Opponent	Score		RPI S	Opponent	Score					
20 N	Ohio St.	0	3					68 N	Washington St.	0	3	137 A	Valparaiso	2	3				
23 N	BYU	0	3					71 A	West Virginia	0	3	144 A	Miami (OH)	1	3				
								84 H	South Dakota	2	3	156 A	Notre Dame	3	0				
								86 H	Denver	3	0	159 N	Western Mich.	1	3				
								87 H	Indiana	3	1	166 H	Indiana St.	2	3				
												181 A	Oral Roberts	2	3				
												181 H	Oral Roberts	3	1				
												190 A	North Dakota St.	3	0				
												221 A	IPFW	3	1				
												221 H	IPFW	3	1				
												231 N	Central Mich.	3	1				
												233 A	Omaha	3	2				
												241 N	UAB	3	1				
												259 A	Evansville	0	3				
												268 A	Western Ill.	3	0				
												274 N	Toledo	3	0				
												290 H	South Dakota St.	3	0				
												294 N	DePaul	3	0				
				LAST 10 GAMES															
				181 H	Oral Roberts	3	1	290 H	South Dakota St.	3	0								
				221 H	IPFW	3	1	181 A	Oral Roberts	2	3								
				86 H	Denver	3	0	84 H	South Dakota	2	3								
				268 A	Western Ill.	3	0	190 A	North Dakota St.	3	0								
				221 A	IPFW	3	1	233 A	Omaha	3	2								

Non-Div. I Games:

IUPUI



Average RPI Win:	209	WON-LOST RECORD	WINNING PCT. RANK	LAST 10 GAMES	STRENGTH OF SCHEDULE	OPP. STRENGTH OF SCHEDULE	TEAM RPI	ADJ RPI	CONF. RPI	ADJ CONF. RPI		
DIV. I ONLY		15- 10	.6	123	6- 4	229	156	150	.49439	161	20	22
DIV. I NON-CONF.		10- 6	.625	116	1- 0	255	101	154	.49834	162	22	22
<hr/>												
TOTALS	RPI 1-25	RPI 26-50		W-L RECORDS		RPI 51-100		RPI 101-150		RPI 150+		
15- 10	0- 0	0- 0		OVERALL		2- 4		0- 2		13- 4		
6- 4	0- 0	0- 0		HOME		1- 2		0- 0		5- 2		
4- 4	0- 0	0- 0		AWAY		1- 1		0- 2		3- 1		
5- 2	0- 0	0- 0		NEUTRAL		0- 1		0- 0		5- 1		
<hr/>												
10- 6	0- 0	0- 0		NON-CONFERENCE		1- 4		0- 0		9- 2		
3- 2	0- 0	0- 0		HOME		1- 2		0- 0		2- 0		
2- 2	0- 0	0- 0		AWAY		0- 1		0- 0		2- 1		
5- 2	0- 0	0- 0		NEUTRAL		0- 1		0- 0		5- 1		
<hr/>												
5- 4	0- 0	0- 0		CONFERENCE		1- 0		0- 2		4- 2		
3- 2	0- 0	0- 0		HOME		0- 0		0- 0		3- 2		
2- 2	0- 0	0- 0		AWAY		1- 0		0- 2		1- 0		
0- 0	0- 0	0- 0		NEUTRAL		0- 0		0- 0		0- 0		
<hr/>												
RPI S	Opponent	Score	RPI S	Opponent	Score	RPI S	Opponent	Score	RPI S	Opponent	Score	
						67 H	South Carolina	0 3	107 A	Liberty	0 3	
						76 A	Coastal Caro.	3 1	133 A	Radford	0 3	
						77 H	Clemson	1 3	152 A	Wake Forest	3 1	
						82 A	Auburn	2 3	157 N	South Fla.	3 2	
						87 H	Furman	3 2	170 N	Rutgers	3 0	
						95 N	California	1 3	197 H	Campbell	3 1	
									200 N	Western Caro.	3 0	
									204 H	Presbyterian	2 3	
									212 A	Air Force	0 3	
									213 A	Charlotte	3 2	
									220 H	High Point	0 3	
									226 N	Troy	3 1	
									232 N	SIUE	1 3	
									234 H	Gardner-Webb	3 1	
									265 H	USC Upstate	3 0	
									277 N	Elon	3 0	
									288 H	Davidson	3 0	
									292 H	UNC Asheville	3 1	
									301 A	Charleston So.	3 1	
<hr/>												
LAST 10 GAMES												
						107 A	Liberty	0 3	292 H	UNC Asheville	3 1	
						133 A	Radford	0 3	204 H	Presbyterian	2 3	
						197 H	Campbell	3 1	265 H	USC Upstate	3 0	
						220 H	High Point	0 3	301 A	Charleston So.	3 1	
						234 H	Gardner-Webb	3 1	76 A	Coastal Caro.	3 1	

Non-Div. I Games:

Winthrop



Average RPI Win: 224		WON-LOST	WINNING	LAST 10	STRENGTH OF		OPP. STRENGTH	TEAM	ADJ	CONF.	ADJ CONF.
Average RPI Loss: 129		RECORD	PCT. RANK	GAMES	SCHEDULE		OF SCHEDULE	RPI	RPI	RPI	RPI
DIV. I ONLY		10- 8	.55556	147	6- 4		189	172	159	.49409	162
DIV. I NON-CONF.		5- 5	.5	162	1- 1		182	192	179	.48337	188
TOTALS		RPI 1-25	RPI 26-50		W-L RECORDS		RPI 51-100		RPI 101-150		RPI 150+
10- 8	0- 0	0- 0		OVERALL		0- 4		0- 1		10- 3	
4- 1	0- 0	0- 0		HOME		0- 1		0- 0		4- 0	
2- 4	0- 0	0- 0		AWAY		0- 2		0- 0		2- 2	
4- 3	0- 0	0- 0		NEUTRAL		0- 1		0- 1		4- 1	
5- 5	0- 0	0- 0		NON-CONFERENCE		0- 2		0- 1		5- 2	
0- 0	0- 0	0- 0		HOME		0- 0		0- 0		0- 0	
1- 2	0- 0	0- 0		AWAY		0- 1		0- 0		1- 1	
4- 3	0- 0	0- 0		NEUTRAL		0- 1		0- 1		4- 1	
5- 3	0- 0	0- 0		CONFERENCE		0- 2		0- 0		5- 1	
4- 1	0- 0	0- 0		HOME		0- 1		0- 0		4- 0	
1- 2	0- 0	0- 0		AWAY		0- 1		0- 0		1- 1	
0- 0	0- 0	0- 0		NEUTRAL		0- 0		0- 0		0- 0	
RPI S	Opponent	Score	RPI S	Opponent	Score	RPI S	Opponent	Score	RPI S	Opponent	Score
						74 N	American	1 3	129 N	James Madison	2 3
						83 A	Harvard	0 3	158 A	Delaware	3 2
						90 A	Temple	2 3	170 A	Rutgers	0 3
						97 H	Yale	0 3	171 A	Penn	3 0
									171 H	Penn	3 1
									178 A	Dartmouth	2 3
									206 H	Columbia	3 1
									213 N	Charlotte	1 3
									219 H	Brown	3 2
									225 N	Manhattan	3 1
									260 N	Akron	3 2
									264 N	George Mason	3 2
									281 N	Holy Cross	3 1
									284 H	Cornell	3 0
LAST 10 GAMES											
						171 H	Penn	3 1	206 H	Columbia	3 1
						83 A	Harvard	0 3	284 H	Cornell	3 0
						178 A	Dartmouth	2 3	171 A	Penn	3 0
						97 H	Yale	0 3	260 N	Akron	3 2
						219 H	Brown	3 2	170 A	Rutgers	0 3

Non-Div. I Games:

Princeton



Average RPI Win: 260		WON-LOST	WINNING	LAST 10	STRENGTH OF		OPP. STRENGTH	TEAM	ADJ	CONF.	ADJ CONF.
Average RPI Loss: 125		RECORD	PCT. RANK	GAMES	SCHEDULE		OF SCHEDULE	RPI	RPI	RPI	RPI
DIV. I ONLY		18-9	.66667	82	7-3		275	252	161	.49372	163
DIV. I NON-CONF.		11-6	.64706	104	0-0		275	286	182	.48284	189
TOTALS		RPI 1-25	RPI 26-50		W-L RECORDS		RPI 51-100		RPI 101-150		RPI 150+
18-9	0-0	0-1		OVERALL		0-1		1-5		17-2	
8-1	0-0	0-0		HOME		0-1		1-0		7-0	
5-5	0-0	0-0		AWAY		0-0		0-3		5-2	
5-3	0-0	0-1		NEUTRAL		0-0		0-2		5-0	
11-6	0-0	0-1		NON-CONFERENCE		0-0		0-4		11-1	
3-0	0-0	0-0		HOME		0-0		0-0		3-0	
3-3	0-0	0-0		AWAY		0-0		0-2		3-1	
5-3	0-0	0-1		NEUTRAL		0-0		0-2		5-0	
7-3	0-0	0-0		CONFERENCE		0-1		1-1		6-1	
5-1	0-0	0-0		HOME		0-1		1-0		4-0	
2-2	0-0	0-0		AWAY		0-0		0-1		2-1	
0-0	0-0	0-0		NEUTRAL		0-0		0-0		0-0	
RPI S	Opponent	Score	RPI S	Opponent	Score	RPI S	Opponent	Score	RPI S	Opponent	Score
			29 N	Alabama	0 3	80 H	Rice	0 3	102 N	Towson	0 3
									103 A	Georgia Tech	0 3
									120 A	Fla. Atlantic	0 3
									124 N	Georgia	1 3
									131 A	La.-Lafayette	1 3
									146 H	North Texas	3 1
									177 H	Marshall	3 1
									213 H	Charlotte	3 1
									214 A	Middle Tenn.	1 3
									223 N	Southeast Mo. St.	3 2
									226 A	Troy	0 3
									236 A	FIU	3 2
									241 H	UAB	3 1
									255 N	Northwestern St.	3 1
									257 A	Louisiana Tech	3 0
									257 H	Louisiana Tech	3 0
									261 A	Southeastern La.	3 1
									272 H	Nicholls St.	3 1
									272 N	Nicholls St.	3 0
									279 A	Alabama St.	3 0
									311 N	Southern U.	3 0
									316 H	Alabama A&M	3 0
									316 N	Alabama A&M	3 0
									319 A	New Orleans	3 0
									324 H	Ark.-Pine Bluff	3 0
LAST 10 GAMES			257 H	Louisiana Tech	3 0	146 H	North Texas	3 1	316 N	Alabama A&M	3 0
			241 H	UAB	3 1	213 H	Charlotte	3 1	319 A	New Orleans	3 0
			236 A	FIU	3 2	214 A	Middle Tenn.	1 3	324 H	Ark.-Pine Bluff	3 0
			120 A	Fla. Atlantic	0 3	80 H	Rice	0 3			
			177 H	Marshall	3 1	257 A	Louisiana Tech	3 0			

Non-Div. I Games:

Southern Miss.



Average RPI Win:	169	WON-LOST	WINNING	LAST 10	STRENGTH OF	OPP. STRENGTH	TEAM	ADJ	CONF.	ADJ CONF.		
Average RPI Loss:	75	RECORD	PCT. RANK	GAMES	SCHEDULE	OF SCHEDULE	RPI	RPI	RPI	RPI		
DIV. I ONLY	7- 13	.35	249	3- 7	78	59	164	.4936	164	6	6	
DIV. I NON-CONF.	4- 6	.4	219	0- 0	148	82	193	.48154	190	6	6	
<hr/>												
TOTALS	RPI 1-25	RPI 26-50		W-L RECORDS	RPI 51-100		RPI 101-150		RPI 150+			
7- 13	0- 2	0- 4		OVERALL	1- 3		3- 2		3- 2			
3- 7	0- 2	0- 2		HOME	0- 2		2- 0		1- 1			
4- 3	0- 0	0- 1		AWAY	1- 1		1- 1		2- 0			
0- 3	0- 0	0- 1		NEUTRAL	0- 0		0- 1		0- 1			
<hr/>												
4- 6	0- 0	0- 2		NON-CONFERENCE	0- 2		2- 1		2- 1			
2- 2	0- 0	0- 0		HOME	0- 2		1- 0		1- 0			
2- 1	0- 0	0- 1		AWAY	0- 0		1- 0		1- 0			
0- 3	0- 0	0- 1		NEUTRAL	0- 0		0- 1		0- 1			
<hr/>												
3- 7	0- 2	0- 2		CONFERENCE	1- 1		1- 1		1- 1			
1- 5	0- 2	0- 2		HOME	0- 0		1- 0		0- 1			
2- 2	0- 0	0- 0		AWAY	1- 1		0- 1		1- 0			
0- 0	0- 0	0- 0		NEUTRAL	0- 0		0- 0		0- 0			
<hr/>												
RPI S	Opponent	Score	RPI S	Opponent	Score	RPI S	Opponent	Score	RPI S	Opponent	Score	
23 H	BYU	1 <b>3</b>	35 N	Oregon St.	0 <b>3</b>	51 A	Pacific	0 <b>3</b>	111 A	San Francisco	0 <b>3</b>	
24 H	San Diego	1 <b>3</b>	36 A	Long Beach St.	0 <b>3</b>	55 H	Utah	0 <b>3</b>	111 H	San Francisco	3 1	
			37 H	Loyola Marymount	0 <b>3</b>	59 A	Gonzaga	3 2	121 A	Utah St.	3 1	
			49 H	Santa Clara	1 <b>3</b>	95 H	California	1 <b>3</b>	128 N	Idaho St.	1 <b>3</b>	
									147 H	UC Davis	3 1	
									165 H	Pepperdine	2 <b>3</b>	
									169 N	A&M-Corpus Christi	2 <b>3</b>	
									191 H	Cal Poly	3 1	
									243 A	Portland	3 2	
									313 A	San Jose St.	3 0	
<hr/>												
LAST 10 GAMES												
111 H San Francisco						3	1	24 H San Diego				1 <b>3</b>
49 H Santa Clara						1	<b>3</b>	51 A Pacific				0 <b>3</b>
59 A Gonzaga						3	2	111 A San Francisco				0 <b>3</b>
243 A Portland						3	2	37 H Loyola Marymount				0 <b>3</b>
23 H BYU						1	<b>3</b>	165 H Pepperdine				2 <b>3</b>

Non-Div. I Games:

St. Mary's (CA)



Average RPI Win: 223		WON-LOST	WINNING	LAST 10	STRENGTH OF		OPP. STRENGTH	TEAM	ADJ	CONF.	ADJ CONF.
Average RPI Loss: 67		RECORD	PCT. RANK	GAMES	SCHEDULE		OF SCHEDULE	RPI	RPI	RPI	RPI
DIV. I ONLY		7- 15	.31818	257	2- 8		62	90	169	.49263	165
DIV. I NON-CONF.		5- 7	.41667	211	0- 0		141	127	186	.48374	187
TOTALS		RPI 1-25	RPI 26-50		W-L RECORDS		RPI 51-100		RPI 101-150		RPI 150+
7- 15		0- 4	0- 4		OVERALL		0- 2		1- 4		6- 1
2- 5		0- 1	0- 2		HOME		0- 0		0- 1		2- 1
2- 7		0- 2	0- 2		AWAY		0- 2		0- 1		2- 0
3- 3		0- 1	0- 0		NEUTRAL		0- 0		1- 2		2- 0
5- 7		0- 1	0- 2		NON-CONFERENCE		0- 0		1- 3		4- 1
2- 1		0- 0	0- 0		HOME		0- 0		0- 0		2- 1
0- 3		0- 0	0- 2		AWAY		0- 0		0- 1		0- 0
3- 3		0- 1	0- 0		NEUTRAL		0- 0		1- 2		2- 0
2- 8		0- 3	0- 2		CONFERENCE		0- 2		0- 1		2- 0
0- 4		0- 1	0- 2		HOME		0- 0		0- 1		0- 0
2- 4		0- 2	0- 0		AWAY		0- 2		0- 0		2- 0
0- 0		0- 0	0- 0		NEUTRAL		0- 0		0- 0		0- 0
RPI S	Opponent	Score	RPI S	Opponent	Score	RPI S	Opponent	Score	RPI S	Opponent	Score
14 N	Colorado St.	0 3	31 A	Arizona St.	0 3	51 A	Pacific	0 3	101 N	Wichita St.	1 3
23 A	BYU	1 3	37 H	Loyola Marymount	0 3	59 A	Gonzaga	1 3	106 A	UC Irvine	2 3
23 H	BYU	0 3	40 A	Creighton	1 3				111 H	San Francisco	1 3
24 A	San Diego	0 3	49 H	Santa Clara	1 3				121 N	Utah St.	3 2
									149 N	Idaho	1 3
									164 A	St. Mary's (CA)	3 2
									181 H	Oral Roberts	1 3
									195 H	South Ala.	3 0
									243 A	Portland	3 1
									251 H	Nevada	3 2
									258 N	Bowling Green	3 0
									327 N	N.C. Central	3 0
LAST 10 GAMES											
23 A	BYU	1 3	243 A	Portland	3 1						
24 A	San Diego	0 3	59 A	Gonzaga	1 3						
111 H	San Francisco	1 3	23 H	BYU	0 3						
49 H	Santa Clara	1 3	51 A	Pacific	0 3						
37 H	Loyola Marymount	0 3	164 A	St. Mary's (CA)	3 2						

Non-Div. I Games:

Pepperdine



Average RPI Win:	237	WON-LOST	WINNING	LAST 10	STRENGTH OF	OPP. STRENGTH	TEAM	ADJ	CONF.	ADJ CONF.	
Average RPI Loss:	125	RECORD	PCT. RANK	GAMES	SCHEDULE	OF SCHEDULE	RPI	RPI	RPI	RPI	
DIV. I ONLY	15- 8	.65217	90	7- 3	283	228	166	.49149	166	12	12
DIV. I NON-CONF.	8- 4	.66667	91	0- 1	303	306	206	.47023	203	11	11
<hr/>											
TOTALS	RPI 1-25	RPI 26-50		W-L RECORDS		RPI 51-100		RPI 101-150		RPI 150+	
15- 8	0- 0	0- 1		OVERALL		1- 1		1- 4		13- 2	
8- 1	0- 0	0- 1		HOME		1- 0		1- 0		6- 0	
5- 6	0- 0	0- 0		AWAY		0- 1		0- 3		5- 2	
2- 1	0- 0	0- 0		NEUTRAL		0- 0		0- 1		2- 0	
<hr/>											
8- 4	0- 0	0- 0		NON-CONFERENCE		0- 0		0- 2		8- 2	
4- 0	0- 0	0- 0		HOME		0- 0		0- 0		4- 0	
2- 3	0- 0	0- 0		AWAY		0- 0		0- 1		2- 2	
2- 1	0- 0	0- 0		NEUTRAL		0- 0		0- 1		2- 0	
<hr/>											
7- 4	0- 0	0- 1		CONFERENCE		1- 1		1- 2		5- 0	
4- 1	0- 0	0- 1		HOME		1- 0		1- 0		2- 0	
3- 3	0- 0	0- 0		AWAY		0- 1		0- 2		3- 0	
0- 0	0- 0	0- 0		NEUTRAL		0- 0		0- 0		0- 0	
<hr/>											
RPI S	Opponent	Score	RPI S	Opponent	Score	RPI S	Opponent	Score	RPI S	Opponent	Score
			45 H	Illinois St.	0 3	73 A	Missouri St.	2 3	101 A	Wichita St.	0 3
						85 H	UNI	3 1	119 A	Saint Louis	1 3
									136 A	Southern Ill.	1 3
									136 H	Southern Ill.	3 2
									141 N	Youngstown St.	1 3
									151 A	Duquesne	1 3
									160 A	IUPUI	3 2
									168 A	Loyola Chicago	3 0
									205 H	Drake	3 1
									222 N	Southern Utah	3 1
									232 A	SIUE	1 3
									245 A	Robert Morris	3 1
									259 A	Evansville	3 0
									259 H	Evansville	3 1
									260 H	Akron	3 0
									275 H	Wright St.	3 0
									296 A	Bradley	3 0
									322 H	Chicago St.	3 1
									324 N	Ark.-Pine Bluff	3 0
									332 H	N.C. A&T	3 1
<hr/>											
			LAST 10 GAMES								
			259 A	Evansville	3 0	296 A	Bradley	3 0			
			136 A	Southern Ill.	1 3	168 A	Loyola Chicago	3 0			
			85 H	UNI	3 1	45 H	Illinois St.	0 3			
			205 H	Drake	3 1	136 H	Southern Ill.	3 2			
			119 A	Saint Louis	1 3	259 H	Evansville	3 1			

Non-Div. I Games:

Indiana St.



Average RPI Win: 246		WON-LOST RECORD		WINNING PCT. RANK		LAST 10 GAMES		STRENGTH OF SCHEDULE		OPP. STRENGTH OF SCHEDULE		TEAM RPI		ADJ RPI		CONF. RPI		ADJ CONF. RPI	
DIV. I ONLY		17- 10		.62963 106		6- 4		263		208		163		.48769 167		25		25	
DIV. I NON-CONF.		10- 7		.58824 130		0- 1		262		128		177		.48782 176		24		23	
TOTALS		RPI 1-25		RPI 26-50		W-L RECORDS		RPI 51-100		RPI 101-150		RPI 150+							
17- 10		0- 1		0- 1		OVERALL		0- 2		0- 2		17- 4							
5- 2		0- 0		0- 0		HOME		0- 0		0- 1		5- 1							
5- 5		0- 0		0- 1		AWAY		0- 1		0- 1		5- 2							
7- 3		0- 1		0- 0		NEUTRAL		0- 1		0- 0		7- 1							
10- 7		0- 1		0- 1		NON-CONFERENCE		0- 2		0- 1		10- 2							
2- 1		0- 0		0- 0		HOME		0- 0		0- 1		2- 0							
1- 3		0- 0		0- 1		AWAY		0- 1		0- 0		1- 1							
7- 3		0- 1		0- 0		NEUTRAL		0- 1		0- 0		7- 1							
7- 3		0- 0		0- 0		CONFERENCE		0- 0		0- 1		7- 2							
3- 1		0- 0		0- 0		HOME		0- 0		0- 0		3- 1							
4- 2		0- 0		0- 0		AWAY		0- 0		0- 1		4- 1							
0- 0		0- 0		0- 0		NEUTRAL		0- 0		0- 0		0- 0							
RPI S	Opponent	Score		RPI S	Opponent	Score		RPI S	Opponent	Score		RPI S	Opponent	Score					
12 N	Nebraska	0	3	26 A	UCF	0	3	67 A	South Carolina	2	3	109 H	Dayton	0	3				
								87 N	Indiana	1	3	125 A	Murray St.	1	3				
												155 N	Buffalo	0	3				
												172 A	Belmont	3	2				
												177 H	Marshall	3	1				
												189 N	Northeastern	3	2				
												194 A	Ill.-Chicago	1	3				
												200 N	Western Caro.	3	0				
												221 N	IPFW	3	0				
												223 H	Southeast Mo. St.	3	1				
												236 N	FIU	3	0				
												237 A	Jacksonville St.	2	3				
												237 H	Jacksonville St.	3	1				
												249 H	UT Martin	3	0				
												252 A	Tennessee St.	3	1				
												268 N	Western Ill.	3	0				
												275 A	Wright St.	3	0				
												275 H	Wright St.	3	1				
												287 A	Tennessee Tech	3	1				
												287 H	Tennessee Tech	2	3				
												302 A	Morehead St.	3	2				
												312 N	Citadel	3	0				
												315 N	Norfolk St.	3	0				
				LAST 10 GAMES															
				237 A	Jacksonville St.	2	3	249 H	UT Martin	3	0								
				287 A	Tennessee Tech	3	1	223 H	Southeast Mo. St.	3	1								
				109 H	Dayton	0	3	125 A	Murray St.	1	3								
				287 H	Tennessee Tech	2	3	302 A	Morehead St.	3	2								
				237 H	Jacksonville St.	3	1	252 A	Tennessee St.	3	1								

Non-Div. I Games:

Eastern Ky.



Average RPI Win:	202	WON-LOST RECORD	WINNING PCT. RANK	LAST 10 GAMES	STRENGTH OF SCHEDULE	OPP. STRENGTH OF SCHEDULE	TEAM RPI	ADJ RPI	CONF. RPI	ADJ CONF. RPI	
DIV. I ONLY		7- 13	.35    249	3- 7	81	122	175	.48731	168	12	12
DIV. I NON-CONF.		4- 5	.44444    202	0- 0	65	88	121	.53171	118	11	11
<hr/>											
TOTALS	RPI 1-25	RPI 26-50		W-L RECORDS	RPI 51-100		RPI 101-150		RPI 150+		
7- 13	0- 1	0- 2		OVERALL	1- 4		1- 3		5- 3		
1- 4	0- 0	0- 1		HOME	0- 1		0- 1		1- 1		
3- 6	0- 1	0- 0		AWAY	0- 3		1- 1		2- 1		
3- 3	0- 0	0- 1		NEUTRAL	1- 0		0- 1		2- 1		
<hr/>											
4- 5	0- 1	0- 1		NON-CONFERENCE	1- 1		0- 1		3- 1		
0- 0	0- 0	0- 0		HOME	0- 0		0- 0		0- 0		
1- 2	0- 1	0- 0		AWAY	0- 1		0- 0		1- 0		
3- 3	0- 0	0- 1		NEUTRAL	1- 0		0- 1		2- 1		
<hr/>											
3- 8	0- 0	0- 1		CONFERENCE	0- 3		1- 2		2- 2		
1- 4	0- 0	0- 1		HOME	0- 1		0- 1		1- 1		
2- 4	0- 0	0- 0		AWAY	0- 2		1- 1		1- 1		
0- 0	0- 0	0- 0		NEUTRAL	0- 0		0- 0		0- 0		
<hr/>											
RPI	S	Opponent	Score	RPI	S	Opponent	Score	RPI	S	Opponent	Score
17	A	Arizona	0    3	32	N	CSUN	1    3	53	A	Northwestern	1    3
				45	H	Illinois St.	0    3				
								57	N	Virginia	3    2
								73	A	Missouri St.	0    3
								73	H	Missouri St.	2    3
								85	A	UNI	0    3
										101	A Wichita St.
											0    3
										101	H Wichita St.
											0    3
										136	A Southern Ill.
											3    1
										141	N Youngstown St.
											1    3
										153	N Rhode Island
											0    3
										158	A Delaware
											3    2
										166	H Indiana St.
											0    3
										205	A Drake
											3    2
										259	A Evansville
											1    3
										279	N Alabama St.
											3    0
										280	N Albany (NY)
											3    0
										296	H Bradley
											3    0
<hr/>											
LAST 10 GAMES											
73 A Missouri St.				0	3	259 A Evansville		1	3		
101 A Wichita St.				0	3	136 A Southern Ill.		3	1		
296 H Bradley				3	0	101 H Wichita St.		0	3		
45 H Illinois St.				0	3	73 H Missouri St.		2	3		
166 H Indiana St.				0	3	205 A Drake		3	2		

**Non-Div. I Games:**

Loyola Chicago



Average RPI Win:		262	WON-LOST RECORD		WINNING PCT. RANK		LAST 10 GAMES		STRENGTH OF SCHEDULE		OPP. STRENGTH OF SCHEDULE		TEAM RPI		ADJ RPI		CONF. RPI		ADJ CONF. RPI				
Average RPI Loss:		100																					
DIV. I ONLY			14- 13		.51852 164		7- 3		213		188		177		.48651 169		26		26				
DIV. I NON-CONF.			5- 10		.33333 243		0- 0		102		96		194		.48432 186		26		25				
TOTALS			RPI 1-25		RPI 26-50		W-L RECORDS		RPI 51-100		RPI 101-150		RPI 150+										
14- 13			0- 1		0- 2		OVERALL		0- 4		0- 5		14- 1										
7- 4			0- 0		0- 0		HOME		0- 0		0- 4		7- 0										
4- 6			0- 1		0- 2		AWAY		0- 2		0- 0		4- 1										
3- 3			0- 0		0- 0		NEUTRAL		0- 2		0- 1		3- 0										
5- 10			0- 1		0- 2		NON-CONFERENCE		0- 4		0- 3		5- 0										
2- 2			0- 0		0- 0		HOME		0- 0		0- 2		2- 0										
1- 5			0- 1		0- 2		AWAY		0- 2		0- 0		1- 0										
2- 3			0- 0		0- 0		NEUTRAL		0- 2		0- 1		2- 0										
9- 3			0- 0		0- 0		CONFERENCE		0- 0		0- 2		9- 1										
5- 2			0- 0		0- 0		HOME		0- 0		0- 2		5- 0										
3- 1			0- 0		0- 0		AWAY		0- 0		0- 0		3- 1										
1- 0			0- 0		0- 0		NEUTRAL		0- 0		0- 0		1- 0										
RPI	S	Opponent		Score		RPI	S	Opponent		Score		RPI	S	Opponent		Score							
18	A	Texas A&M		1	3	36	A	Long Beach St.		0	3	58	A	Baylor		1	3	108	H	Central Ark.	1	3	
						37	A	Loyola Marymount		2	3	79	N	Texas Tech		1	3	116	N	Northern Ariz.	1	3	
												80	A	Rice		0	3	117	H	Boise St.	0	3	
												98	N	Northern Colo.		2	3	142	H	Stephen F. Austin	1	3	
														Houston		2	3	148	H				
														St. Mary's (CA)		3	2	164	N				
														Houston Baptist		3	1	202	H				
														Omaha		3	0	233	H				
														Portland		3	1	243	N				
														Incarnate Word		3	0	254	A				
														Incarnate Word		3	1	254	H				
														Northwestern St.		3	1	255	H				
														Southeastern La.		2	3	261	A				
														McNeese St.		3	0	269	H				
														Nicholls St.		3	0	272	H				
														Abilene Christian		3	1	299	A				
														Abilene Christian		3	0	299	N				
														Tex.-Pan American		3	1	300	A				
														Tex.-Pan American		3	0	300	H				
														New Orleans		3	0	319	A				
LAST 10 GAMES																							
						269	H	McNeese St.		3	0	255	H	Northwestern St.		3	1						
						272	H	Nicholls St.		3	0	142	H	Stephen F. Austin		1	3						
						108	H	Central Ark.		1	3	202	H	Houston Baptist		3	1						
						299	A	Abilene Christian		3	1	319	A	New Orleans		3	0						
						254	A	Incarnate Word		3	0	261	A	Southeastern La.		2	3						

Non-Div. I Games:

A&amp;M-Corpus Christi



Average RPI Win: 244		WON-LOST RECORD		WINNING PCT. RANK		LAST 10 GAMES		STRENGTH OF SCHEDULE		OPP. STRENGTH OF SCHEDULE		TEAM RPI		ADJ RPI		CONF. RPI		ADJ CONF. RPI	
DIV. I ONLY		7- 16		.30435 264		0- 10		76		95		188		.4863 170		3		3	
DIV. I NON-CONF.		7- 6		.53846 147		0- 0		119		239		143		.51383 138		2		2	
TOTALS		RPI 1-25		RPI 26-50		W-L RECORDS		RPI 51-100		RPI 101-150		RPI 150+							
7- 16		0- 2		0- 4		OVERALL		0- 4		0- 4		7- 2							
2- 7		0- 0		0- 3		HOME		0- 2		0- 2		2- 0							
1- 7		0- 2		0- 1		AWAY		0- 2		0- 1		1- 1							
4- 2		0- 0		0- 0		NEUTRAL		0- 0		0- 1		4- 1							
7- 6		0- 0		0- 0		NON-CONFERENCE		0- 2		0- 2		7- 2							
2- 2		0- 0		0- 0		HOME		0- 1		0- 1		2- 0							
1- 2		0- 0		0- 0		AWAY		0- 1		0- 0		1- 1							
4- 2		0- 0		0- 0		NEUTRAL		0- 0		0- 1		4- 1							
0- 10		0- 2		0- 4		CONFERENCE		0- 2		0- 2		0- 0							
0- 5		0- 0		0- 3		HOME		0- 1		0- 1		0- 0							
0- 5		0- 2		0- 1		AWAY		0- 1		0- 1		0- 0							
0- 0		0- 0		0- 0		NEUTRAL		0- 0		0- 0		0- 0							
RPI	S	Opponent		Score	RPI	S	Opponent		Score	RPI	S	Opponent		Score	RPI	S	Opponent		Score
5	A	Wisconsin		0 3	34	H	Purdue		0 3	53	A	Northwestern		0 3	115	N	Cincinnati		1 3
9	A	Illinois		0 3	41	H	Michigan St.		0 3	69	A	Seton Hall		0 3	129	H	James Madison		2 3
					46	H	Michigan		0 3	74	H	American		1 3	130	A	Maryland		2 3
					48	A	Minnesota		0 3	87	H	Indiana		0 3	130	H	Maryland		2 3
															153	A	Rhode Island		0 3
															161	N	Winthrop		0 3
															162	H	Princeton		3 0
															212	A	Air Force		3 1
															232	N	SIUE		3 2
															240	N	Siena		3 0
															260	H	Akron		3 1
															284	N	Cornell		3 1
															317	N	NJIT		3 0
LAST 10 GAMES																			
					130	H	Maryland		2 3	5	A	Wisconsin		0 3					
					130	A	Maryland		2 3	87	H	Indiana		0 3					
					41	H	Michigan St.		0 3	34	H	Purdue		0 3					
					46	H	Michigan		0 3	9	A	Illinois		0 3					
					48	A	Minnesota		0 3	53	A	Northwestern		0 3					

Non-Div. I Games:

Rutgers



Penn



Average RPI Win: 242		WON-LOST	WINNING	LAST 10	STRENGTH OF		OPP. STRENGTH	TEAM	ADJ	CONF.	ADJ CONF.
Average RPI Loss: 125		RECORD	PCT. RANK	GAMES	SCHEDULE		OF SCHEDULE	RPI	RPI	RPI	RPI
DIV. I ONLY		12- 12	.5 165	8- 2	184		178	173	.48548	172	25
DIV. I NON-CONF.		4- 10	.28571 265	0- 1	143		92	239	.44862	231	24
TOTALS		RPI 1-25	RPI 26-50	W-L RECORDS	RPI 51-100		RPI 101-150	RPI 150+			
12- 12	0- 0		0- 2	OVERALL	1- 1		0- 6	11- 3			
4- 6	0- 0		0- 0	HOME	0- 0		0- 4	4- 2			
6- 4	0- 0		0- 2	AWAY	0- 0		0- 1	6- 1			
2- 2	0- 0		0- 0	NEUTRAL	1- 1		0- 1	1- 0			
4- 10	0- 0		0- 2	NON-CONFERENCE	1- 1		0- 5	3- 2			
2- 4	0- 0		0- 0	HOME	0- 0		0- 3	2- 1			
0- 4	0- 0		0- 2	AWAY	0- 0		0- 1	0- 1			
2- 2	0- 0		0- 0	NEUTRAL	1- 1		0- 1	1- 0			
8- 2	0- 0		0- 0	CONFERENCE	0- 0		0- 1	8- 1			
2- 2	0- 0		0- 0	HOME	0- 0		0- 1	2- 1			
6- 0	0- 0		0- 0	AWAY	0- 0		0- 0	6- 0			
0- 0	0- 0		0- 0	NEUTRAL	0- 0		0- 0	0- 0			
RPI S	Opponent	Score	RPI S	Opponent	Score	RPI S	Opponent	Score	RPI S	Opponent	Score
			38 A	Western Ky.	0 3	68 N	Washington St.	0 3	105 H	Northern Ky.	0 3
			43 A	Lipscomb	0 3	96 N	Virginia Tech	3 2	107 H	Liberty	1 3
									124 A	Georgia	0 3
									125 H	Murray St.	0 3
									132 N	Col. of Charleston	1 3
									141 H	Youngstown St.	0 3
									167 H	Eastern Ky.	2 3
									214 A	Middle Tenn.	2 3
									223 A	Southeast Mo. St.	3 0
									224 A	Eastern Ill.	3 2
									235 N	Chattanooga	3 0
									237 A	Jacksonville St.	3 2
									239 H	Kennesaw St.	1 3
									249 A	UT Martin	3 0
									252 A	Tennessee St.	3 1
									259 H	Evansville	3 2
									266 H	Austin Peay	3 1
									275 H	Wright St.	3 1
									287 A	Tennessee Tech	3 0
									302 H	Morehead St.	3 0
LAST 10 GAMES											
			223 A	Southeast Mo. St.	3 0	237 A	Jacksonville St.	3 2			
			249 A	UT Martin	3 0	287 A	Tennessee Tech	3 0			
			43 A	Lipscomb	0 3	224 A	Eastern Ill.	3 2			
			266 H	Austin Peay	3 1	252 A	Tennessee St.	3 1			
			125 H	Murray St.	0 3	302 H	Morehead St.	3 0			

Non-Div. I Games:

Belmont



Average RPI Win: 239		WON-LOST	WINNING	LAST 10	STRENGTH OF		OPP. STRENGTH	TEAM	ADJ	CONF.	ADJ CONF.
Average RPI Loss: 99		RECORD	PCT. RANK	GAMES	SCHEDULE		OF SCHEDULE	RPI	RPI	RPI	RPI
DIV. I ONLY		9- 12	.42857 201	2- 8	137		146	176	.48537 173	7	7
DIV. I NON-CONF.		7- 4	.63636 110	0- 0	234		241	160	.5031 155	8	8
TOTALS		RPI 1-25	RPI 26-50	W-L RECORDS	RPI 51-100		RPI 101-150	RPI 150+			
9- 12	0- 0		0- 2	OVERALL	1- 5		0- 3	8- 2			
5- 6	0- 0		0- 1	HOME	1- 3		0- 2	4- 0			
2- 5	0- 0		0- 1	AWAY	0- 1		0- 1	2- 2			
2- 1	0- 0		0- 0	NEUTRAL	0- 1		0- 0	2- 0			
7- 4	0- 0		0- 0	NON-CONFERENCE	0- 3		0- 1	7- 0			
4- 2	0- 0		0- 0	HOME	0- 1		0- 1	4- 0			
1- 1	0- 0		0- 0	AWAY	0- 1		0- 0	1- 0			
2- 1	0- 0		0- 0	NEUTRAL	0- 1		0- 0	2- 0			
2- 8	0- 0		0- 2	CONFERENCE	1- 2		0- 2	1- 2			
1- 4	0- 0		0- 1	HOME	1- 2		0- 1	0- 0			
1- 4	0- 0		0- 1	AWAY	0- 0		0- 1	1- 2			
0- 0	0- 0		0- 0	NEUTRAL	0- 0		0- 0	0- 0			
RPI S	Opponent	Score	RPI S	Opponent	Score	RPI S	Opponent	Score	RPI S	Opponent	Score
			26 A	UCF	0 3	64 H	Tulsa	0 3	112 H	Hofstra	1 3
			47 H	SMU	1 3	72 H	Memphis	1 3	115 H	Cincinnati	1 3
						80 N	Rice	2 3	148 A	Houston	2 3
						87 H	Indiana	2 3	157 A	South Fla.	1 3
						90 H	Temple	3 0	184 A	East Carolina	3 1
						93 A	North Carolina St.	1 3	186 A	Tulane	2 3
									206 H	Columbia	3 2
									238 H	New Hampshire	3 0
									263 H	Central Conn. St.	3 2
									274 N	Toledo	3 0
									284 N	Cornell	3 0
									304 A	Bucknell	3 1
									310 H	Bryant	3 1
LAST 10 GAMES											
			47 H	SMU	1 3	72 H	Memphis	1 3			
			64 H	Tulsa	0 3	26 A	UCF	0 3			
			148 A	Houston	2 3	157 A	South Fla.	1 3			
			186 A	Tulane	2 3	184 A	East Carolina	3 1			
			115 H	Cincinnati	1 3	90 H	Temple	3 0			

Non-Div. I Games:

UConn



Average RPI Win:		234	WON-LOST RECORD		WINNING PCT. RANK		LAST 10 GAMES		STRENGTH OF SCHEDULE		OPP. STRENGTH OF SCHEDULE		TEAM RPI		ADJ RPI		CONF. RPI		ADJ CONF. RPI	
Average RPI Loss:		88																		
DIV. I ONLY			9- 15		.375 240		3- 7		90		130		171		.4849 174		9		9	
DIV. I NON-CONF.			6- 7		.46154 183		0- 0		73		163		130		.51601 135		9		9	
TOTALS		RPI 1-25		RPI 26-50		W-L RECORDS		RPI 51-100		RPI 101-150		RPI 150+								
9- 15		0- 1		0- 3		OVERALL		0- 6		0- 3		9- 2								
2- 6		0- 0		0- 2		HOME		0- 2		0- 2		2- 0								
4- 6		0- 0		0- 1		AWAY		0- 3		0- 1		4- 1								
3- 3		0- 1		0- 0		NEUTRAL		0- 1		0- 0		3- 1								
6- 7		0- 1		0- 0		NON-CONFERENCE		0- 3		0- 1		6- 2								
0- 1		0- 0		0- 0		HOME		0- 0		0- 1		0- 0								
3- 3		0- 0		0- 0		AWAY		0- 2		0- 0		3- 1								
3- 3		0- 1		0- 0		NEUTRAL		0- 1		0- 0		3- 1								
3- 8		0- 0		0- 3		CONFERENCE		0- 3		0- 2		3- 0								
2- 5		0- 0		0- 2		HOME		0- 2		0- 1		2- 0								
1- 3		0- 0		0- 1		AWAY		0- 1		0- 1		1- 0								
0- 0		0- 0		0- 0		NEUTRAL		0- 0		0- 0		0- 0								
RPI	S	Opponent		Score		RPI	S	Opponent		Score		RPI	S	Opponent		Score				
15	N	UCLA		0 3		27	A	Marquette		0 3		52	H	Xavier		1 3				
						27	H	Marquette		0 3		66	H	Butler		1 3				
						40	H	Creighton		0 3		69	A	Seton Hall		1 3				
												74	A	American		0 3				
												91	A	George Washington		0 3				
												97	N	Yale		1 3				

Non-Div. I Games:

Georgetown



Average RPI Win:		264	WON-LOST RECORD		WINNING PCT. RANK		LAST 10 GAMES		STRENGTH OF SCHEDULE		OPP. STRENGTH OF SCHEDULE		TEAM RPI		ADJ RPI		CONF. RPI		ADJ CONF. RPI	
Average RPI Loss:		146																		
DIV. I ONLY			14- 9		.6087 117		6- 4		243		279		167		.48374 175		23		23	
DIV. I NON-CONF.			8- 5		.61538 118		1- 0		263		291		190		.47671 195		25		26	
TOTALS		RPI 1-25		RPI 26-50		W-L RECORDS		RPI 51-100		RPI 101-150		RPI 150+								
14- 9		0- 0		0- 1		OVERALL		0- 1		1- 3		13- 4								
6- 2		0- 0		0- 0		HOME		0- 0		0- 1		6- 1								
4- 6		0- 0		0- 1		AWAY		0- 1		1- 1		3- 3								
4- 1		0- 0		0- 0		NEUTRAL		0- 0		0- 1		4- 0								
8- 5		0- 0		0- 1		NON-CONFERENCE		0- 0		0- 2		8- 2								
4- 0		0- 0		0- 0		HOME		0- 0		0- 0		4- 0								
0- 4		0- 0		0- 1		AWAY		0- 0		0- 1		0- 2								
4- 1		0- 0		0- 0		NEUTRAL		0- 0		0- 1		4- 0								
6- 4		0- 0		0- 0		CONFERENCE		0- 1		1- 1		5- 2								
2- 2		0- 0		0- 0		HOME		0- 0		0- 1		2- 1								
4- 2		0- 0		0- 0		AWAY		0- 1		1- 0		3- 1								
0- 0		0- 0		0- 0		NEUTRAL		0- 0		0- 0		0- 0								
RPI	S	Opponent		Score		RPI	S	Opponent		Score		RPI	S	Opponent		Score				
						39	A	Miami (FL)		0	3	87	A	Furman		1	3			
														107	A	Liberty		2	3	
														110	N	Missouri		1	3	
														118	A	Samford		3	0	
														118	H	Samford		1	3	
														182	N	Howard		3	1	
														200	A	Western Caro.		3	0	
														200	H	Western Caro.		2	3	
														213	A	Charlotte		0	3	
														217	A	East Tenn. St.		1	3	
														220	A	High Point		0	3	
														235	A	Chattanooga		3	0	
														265	N	USC Upstate		3	2	
														277	H	Elon		3	0	
														285	N	Morgan St.		3	1	
														286	N	Sacramento St.		3	0	
														289	A	Mercer		3	1	
														295	H	Wofford		3	2	
														303	H	UMES		3	0	
														312	H	Citadel		3	0	
														316	H	Alabama A&M		3	0	
														332	H	N.C. A&T		3	0	
				LAST 10 GAMES																
						118	A	Samford		3	0	118	H	Samford		1	3			
						235	A	Chattanooga		3	0	277	H	Elon		3	0			
						200	H	Western Caro.		2	3	87	A	Furman		1	3			
						295	H	Wofford		3	2	217	A	East Tenn. St.		1	3			
						312	H	Citadel		3	0	289	A	Mercer		3	1			

Non-Div. I Games:

UNC Greensboro



Average RPI Win: 265		WON-LOST	WINNING	LAST 10	STRENGTH OF		OPP. STRENGTH	TEAM	ADJ	CONF.	ADJ CONF.
Average RPI Loss: 127		RECORD	PCT. RANK	GAMES	SCHEDULE		OF SCHEDULE	RPI	RPI	RPI	RPI
DIV. I ONLY		14- 8	.63636	99	7- 3		274	275	170	.48351	176
DIV. I NON-CONF.		9- 5	.64286	107	2- 0		313	326	238	.44684	233
TOTALS		RPI 1-25	RPI 26-50		W-L RECORDS		RPI 51-100		RPI 101-150		RPI 150+
14- 8	0- 0	0- 1		OVERALL		0- 2		1- 2		13- 3	
4- 2	0- 0	0- 1		HOME		0- 1		1- 0		3- 0	
4- 4	0- 0	0- 0		AWAY		0- 1		0- 2		4- 1	
6- 2	0- 0	0- 0		NEUTRAL		0- 0		0- 0		6- 2	
9- 5	0- 0	0- 0		NON-CONFERENCE		0- 0		0- 2		9- 3	
1- 0	0- 0	0- 0		HOME		0- 0		0- 0		1- 0	
2- 3	0- 0	0- 0		AWAY		0- 0		0- 2		2- 1	
6- 2	0- 0	0- 0		NEUTRAL		0- 0		0- 0		6- 2	
5- 3	0- 0	0- 1		CONFERENCE		0- 2		1- 0		4- 0	
3- 2	0- 0	0- 1		HOME		0- 1		1- 0		2- 0	
2- 1	0- 0	0- 0		AWAY		0- 1		0- 0		2- 0	
0- 0	0- 0	0- 0		NEUTRAL		0- 0		0- 0		0- 0	
RPI S	Opponent	Score	RPI S	Opponent	Score	RPI S	Opponent	Score	RPI S	Opponent	Score
			43 H Lipscomb	1	3	70 A FGCU	0	3	105 H Northern Ky.	3	0
						70 H FGCU	2	3	120 A Fla. Atlantic	1	3
									132 A Col. of Charleston	0	3
									152 N Wake Forest	0	3
									180 H Jacksonville	3	2
									193 N Cal St. Fullerton	1	3
									203 H North Florida	3	1
									235 A Chattanooga	0	3
									239 A Kennesaw St.	3	1
									249 N UT Martin	3	2
									265 A USC Upstate	3	2
									269 N McNeese St.	3	2
									301 N Charleston So.	3	1
									306 A Bethune-Cookman	3	1
									306 H Bethune-Cookman	3	1
									306 N Bethune-Cookman	3	0
									312 A Citadel	3	1
									330 N South Carolina St.	3	0
									332 N N.C. A&T	3	0
LAST 10 GAMES											
			70 H FGCU	2	3	239 A Kennesaw St.	3	1			
			306 A Bethune-Cookman	3	1	203 H North Florida	3	1			
			43 H Lipscomb	1	3	180 H Jacksonville	3	2			
			105 H Northern Ky.	3	0	70 A FGCU	0	3			
			265 A USC Upstate	3	2	306 H Bethune-Cookman	3	1			

Non-Div. I Games:

Stetson



Average RPI Win:		210	WON-LOST RECORD		WINNING PCT. RANK		LAST 10 GAMES		STRENGTH OF SCHEDULE		OPP. STRENGTH OF SCHEDULE		TEAM RPI		ADJ RPI		CONF. RPI		ADJ CONF. RPI	
Average RPI Loss:		113																		
DIV. I ONLY			11- 14		.44 193		5- 5		179		105		187		.48262 177		15		15	
DIV. I NON-CONF.			6- 9		.4 219		1- 0		145		79		191		.48499 184		14		13	
TOTALS		RPI 1-25		RPI 26-50		W-L RECORDS		RPI 51-100		RPI 101-150		RPI 150+								
11- 14		0- 1		0- 1		OVERALL		1- 4		0- 5		10- 3								
7- 4		0- 0		0- 0		HOME		1- 2		0- 1		6- 1								
2- 6		0- 0		0- 1		AWAY		0- 1		0- 2		2- 2								
2- 4		0- 1		0- 0		NEUTRAL		0- 1		0- 2		2- 0								
6- 9		0- 1		0- 0		NON-CONFERENCE		1- 3		0- 4		5- 1								
3- 2		0- 0		0- 0		HOME		1- 1		0- 1		2- 0								
1- 3		0- 0		0- 0		AWAY		0- 1		0- 1		1- 1								
2- 4		0- 1		0- 0		NEUTRAL		0- 1		0- 2		2- 0								
5- 5		0- 0		0- 1		CONFERENCE		0- 1		0- 1		5- 2								
4- 2		0- 0		0- 0		HOME		0- 1		0- 0		4- 1								
1- 3		0- 0		0- 1		AWAY		0- 0		0- 1		1- 1								
0- 0		0- 0		0- 0		NEUTRAL		0- 0		0- 0		0- 0								
RPI S	Opponent	Score		RPI S	Opponent	Score		RPI S	Opponent	Score		RPI S	Opponent	Score						
16 N	Kansas St.	1	3	38 A	Western Ky.	0	3	57 H	Virginia	0	3	113 N	UNCW	0	3					
								66 N	Butler	0	3	126 H	Eastern Mich.	2	3					
								71 H	West Virginia	3	0	133 N	Radford	0	3					
								89 H	UTSA	1	3	136 A	Southern Ill.	1	3					
								96 A	Virginia Tech	0	3	146 A	North Texas	2	3					
												163 A	Southern Miss.	1	3					
												167 A	Eastern Ky.	1	3					
												194 H	Ill.-Chicago	3	0					
												199 H	UTEP	3	1					
												213 A	Charlotte	3	2					
												213 H	Charlotte	3	2					
												214 H	Middle Tenn.	3	2					
												218 N	Green Bay	3	1					
												221 N	IPFW	3	2					
												231 A	Central Mich.	3	1					
												236 H	FIU	3	0					
												241 H	UAB	1	3					
												302 H	Morehead St.	3	0					
				LAST 10 GAMES																
				199 H	UTEP	3	1	38 A	Western Ky.	0	3									
				89 H	UTSA	1	3	146 A	North Texas	2	3									
				213 H	Charlotte	3	2	71 H	West Virginia	3	0									
				241 H	UAB	1	3	236 H	FIU	3	0									
				163 A	Southern Miss.	1	3	214 H	Middle Tenn.	3	2									

Non-Div. I Games:

Marshall



Average RPI Win:	248	WON-LOST	WINNING	LAST 10	STRENGTH OF	OPP. STRENGTH	TEAM	ADJ	CONF.	ADJ CONF.							
Average RPI Loss:	140	RECORD	PCT. RANK	GAMES	SCHEDULE	OF SCHEDULE	RPI	RPI	RPI	RPI							
DIV. I ONLY	13- 6	.68421	72	5- 5	301	234	172	.48048	178	18	18						
DIV. I NON-CONF.	9- 2	.81818	36	1- 1	326	283	198	.47484	199	18	18						
<hr/>																	
TOTALS	RPI 1-25	RPI 26-50		W-L RECORDS		RPI 51-100		RPI 101-150		RPI 150+							
13- 6	0- 0	0- 0		OVERALL		1- 3		1- 0		11- 3							
4- 2	0- 0	0- 0		HOME		1- 1		0- 0		3- 1							
3- 3	0- 0	0- 0		AWAY		0- 2		1- 0		2- 1							
6- 1	0- 0	0- 0		NEUTRAL		0- 0		0- 0		6- 1							
<hr/>																	
9- 2	0- 0	0- 0		NON-CONFERENCE		0- 1		1- 0		8- 1							
1- 0	0- 0	0- 0		HOME		0- 0		0- 0		1- 0							
2- 1	0- 0	0- 0		AWAY		0- 1		1- 0		1- 0							
6- 1	0- 0	0- 0		NEUTRAL		0- 0		0- 0		6- 1							
<hr/>																	
4- 4	0- 0	0- 0		CONFERENCE		1- 2		0- 0		3- 2							
3- 2	0- 0	0- 0		HOME		1- 1		0- 0		2- 1							
1- 2	0- 0	0- 0		AWAY		0- 1		0- 0		1- 1							
0- 0	0- 0	0- 0		NEUTRAL		0- 0		0- 0		0- 0							
<hr/>																	
RPI S	Opponent	Score	RPI S	Opponent	Score	RPI S	Opponent	Score	RPI S	Opponent	Score						
						69 A	Seton Hall	0 3	140 A	St. John's (NY)	3 2						
						83 A	Harvard	0 3	162 H	Princeton	3 2						
						83 H	Harvard	3 1	171 H	Penn	1 3						
						97 H	Yale	0 3	206 A	Columbia	1 3						
									211 N	Fresno St.	0 3						
									214 N	Middle Tenn.	3 2						
									219 H	Brown	3 2						
									238 N	New Hampshire	3 2						
									284 A	Cornell	3 0						
									297 N	Saint Francis (PA)	3 1						
									298 N	Fordham	3 0						
									310 H	Bryant	3 0						
									321 N	St. Francis Brooklyn	3 2						
									323 A	Loyola Maryland	3 0						
									329 N	Quinnipiac	3 0						
						<hr/>											
									LAST 10 GAMES								
			83 A Harvard			0 3	97 H Yale			0 3							
			171 H Penn			1 3	219 H Brown			3 2							
			162 H Princeton			3 2	83 H Harvard			3 1							
			284 A Cornell			3 0	310 H Bryant			3 0							
			206 A Columbia			1 3	69 A Seton Hall			0 3							

Non-Div. I Games:

Dartmouth



Average RPI Win: 222		WON-LOST RECORD		WINNING PCT. RANK		LAST 10 GAMES		STRENGTH OF SCHEDULE		OPP. STRENGTH OF SCHEDULE		TEAM RPI		ADJ RPI		CONF. RPI		ADJ CONF. RPI									
DIV. I ONLY		11- 11		.5 165		5- 5		207		139		178		.47945 179		17		17									
DIV. I NON-CONF.		7- 6		.53846 147		1- 0		173		138		156		.49656 165		13		14									
TOTALS		RPI 1-25		RPI 26-50		W-L RECORDS		RPI 51-100		RPI 101-150		RPI 150+															
11- 11		0- 1		0- 0		OVERALL		0- 3		2- 4		9- 3															
6- 3		0- 0		0- 0		HOME		0- 1		1- 2		5- 0															
2- 5		0- 1		0- 0		AWAY		0- 1		0- 2		2- 1															
3- 3		0- 0		0- 0		NEUTRAL		0- 1		1- 0		2- 2															
7- 6		0- 1		0- 0		NON-CONFERENCE		0- 2		2- 0		5- 3															
4- 0		0- 0		0- 0		HOME		0- 0		1- 0		3- 0															
0- 3		0- 1		0- 0		AWAY		0- 1		0- 0		0- 1															
3- 3		0- 0		0- 0		NEUTRAL		0- 1		1- 0		2- 2															
4- 5		0- 0		0- 0		CONFERENCE		0- 1		0- 4		4- 0															
2- 3		0- 0		0- 0		HOME		0- 1		0- 2		2- 0															
2- 2		0- 0		0- 0		AWAY		0- 0		0- 2		2- 0															
0- 0		0- 0		0- 0		NEUTRAL		0- 0		0- 0		0- 0															
RPI	S	Opponent		Score		RPI	S	Opponent		Score		RPI	S	Opponent		Score											
22	A	Kansas		1	3							61	A	Appalachian St.		0	3	109	H	Dayton	3	1					
												65	N	Arkansas		0	3	137	A	Valparaiso	1	3					
												94	H	Milwaukee		0	3	141	H	Youngstown St.	1	3					
																		143	A	Oakland	2	3					
																		143	H	Oakland	2	3					
																		146	N	North Texas	3	2					
																		171	A	Penn	0	3					
																		174	N	Georgetown	3	0					
																		194	A	Ill.-Chicago	3	1					
																		201	N	Colgate	0	3					
																		208	N	Tennessee	1	3					
																		218	H	Green Bay	3	0					
																		229	H	Navy	3	0					
																		260	H	Akron	3	0					
																		274	H	Toledo	3	0					
																		275	A	Wright St.	3	0					
																		275	H	Wright St.	3	0					
																		287	N	Tennessee Tech	3	0					
						LAST 10 GAMES																					
						275 A Wright St.						3	0	137 A Valparaiso						1	3						
						143 A Oakland						2	3	194 A Ill.-Chicago						3	1						
						141 H Youngstown St.						1	3	143 H Oakland						2	3						
						218 H Green Bay						3	0	275 H Wright St.						3	0						
						94 H Milwaukee						0	3	146 N North Texas						3	2						

Non-Div. I Games:

Cleveland St.



Average RPI Win:	270	WON-LOST RECORD	WINNING PCT. RANK	LAST 10 GAMES	STRENGTH OF SCHEDULE	OPP. STRENGTH OF SCHEDULE	TEAM RPI	ADJ RPI	CONF. RPI	ADJ CONF. RPI		
DIV. I ONLY		12- 11	.52174	159	4- 6	219	226	182	.47914	180	13	13
DIV. I NON-CONF.		9- 6	.6	123	1- 1	249	266	181	.48802	175	15	15
<hr/>												
TOTALS	RPI 1-25	RPI 26-50		W-L RECORDS		RPI 51-100		RPI 101-150		RPI 150+		
12- 11	0- 0	0- 2		OVERALL		0- 3		0- 4		12- 2		
7- 3	0- 0	0- 0		HOME		0- 1		0- 2		7- 0		
2- 6	0- 0	0- 1		AWAY		0- 2		0- 1		2- 2		
3- 2	0- 0	0- 1		NEUTRAL		0- 0		0- 1		3- 0		
<hr/>												
9- 6	0- 0	0- 1		NON-CONFERENCE		0- 2		0- 3		9- 0		
4- 3	0- 0	0- 0		HOME		0- 1		0- 2		4- 0		
2- 1	0- 0	0- 0		AWAY		0- 1		0- 0		2- 0		
3- 2	0- 0	0- 1		NEUTRAL		0- 0		0- 1		3- 0		
<hr/>												
3- 5	0- 0	0- 1		CONFERENCE		0- 1		0- 1		3- 2		
3- 0	0- 0	0- 0		HOME		0- 0		0- 0		3- 0		
0- 5	0- 0	0- 1		AWAY		0- 1		0- 1		0- 2		
0- 0	0- 0	0- 0		NEUTRAL		0- 0		0- 0		0- 0		
<hr/>												
RPI S	Opponent	Score	RPI S	Opponent	Score	RPI S	Opponent	Score	RPI S	Opponent	Score	
			27 N	Marquette	0 3	67 A	South Carolina	1 3	103 N	Georgia Tech	0 3	
			43 A	Lipscomb	1 3	70 A	FGCU	1 3	105 A	Northern Ky.	0 3	
						76 H	Coastal Caro.	0 3	109 H	Dayton	0 3	
									120 H	Fla. Atlantic	0 3	
									176 A	Stetson	2 3	
									203 A	North Florida	0 3	
									203 H	North Florida	3 0	
									213 H	Charlotte	3 1	
									228 H	Georgia St.	3 2	
									234 N	Gardner-Webb	3 1	
									239 H	Kennesaw St.	3 0	
									265 H	USC Upstate	3 0	
									292 H	UNC Asheville	3 0	
									301 A	Charleston So.	3 0	
									306 A	Bethune-Cookman	3 0	
									306 H	Bethune-Cookman	3 1	
									327 N	N.C. Central	3 0	
									330 N	South Carolina St.	3 0	
<hr/>												
			LAST 10 GAMES									
			203 A	North Florida	0 3	43 A	Lipscomb	1 3				
			306 A	Bethune-Cookman	3 0	70 A	FGCU	1 3				
			239 H	Kennesaw St.	3 0	176 A	Stetson	2 3				
			265 H	USC Upstate	3 0	203 H	North Florida	3 0				
			105 A	Northern Ky.	0 3	27 N	Marquette	0 3				

Non-Div. I Games:

Jacksonville



Average RPI Win: 185		WON-LOST RECORD		WINNING PCT. RANK		LAST 10 GAMES		STRENGTH OF SCHEDULE		OPP. STRENGTH OF SCHEDULE		TEAM RPI		ADJ RPI		CONF. RPI		ADJ CONF. RPI	
DIV. I ONLY		11- 12		.47826 177		5- 5		165		147		168		.4789 181		21		20	
DIV. I NON-CONF.		6- 7		.46154 183		0- 0		131		115		168		.49254 170		20		20	
TOTALS		RPI 1-25		RPI 26-50		W-L RECORDS		RPI 51-100		RPI 101-150		RPI 150+							
11- 12		0- 0		0- 1		OVERALL		3- 4		0- 2		8- 5							
4- 0		0- 0		0- 0		HOME		1- 0		0- 0		3- 0							
3- 8		0- 0		0- 0		AWAY		1- 4		0- 1		2- 3							
4- 4		0- 0		0- 1		NEUTRAL		1- 0		0- 1		3- 2							
6- 7		0- 0		0- 1		NON-CONFERENCE		2- 2		0- 2		4- 2							
0- 0		0- 0		0- 0		HOME		0- 0		0- 0		0- 0							
2- 3		0- 0		0- 0		AWAY		1- 2		0- 1		1- 0							
4- 4		0- 0		0- 1		NEUTRAL		1- 0		0- 1		3- 2							
5- 5		0- 0		0- 0		CONFERENCE		1- 2		0- 0		4- 3							
4- 0		0- 0		0- 0		HOME		1- 0		0- 0		3- 0							
1- 5		0- 0		0- 0		AWAY		0- 2		0- 0		1- 3							
0- 0		0- 0		0- 0		NEUTRAL		0- 0		0- 0		0- 0							
RPI S	Opponent	Score		RPI S	Opponent	Score		RPI S	Opponent	Score		RPI S	Opponent	Score					
				38 N	Western Ky.	1	3	64 A	Tulsa	1	3	131 N	La.-Lafayette	0	3				
								65 A	Arkansas	3	2	148 A	Houston	1	3				
								73 A	Missouri St.	1	3	160 A	IUPUI	1	3				
								84 A	South Dakota	2	3	160 H	IUPUI	3	2				
								84 H	South Dakota	3	2	165 A	Pepperdine	3	1				
								86 A	Denver	0	3	190 H	North Dakota St.	3	1				
								94 N	Milwaukee	3	0	195 N	South Ala.	3	1				
												210 N	Sam Houston St.	2	3				
												221 A	IPFW	1	3				
												233 A	Omaha	0	3				
												251 N	Nevada	0	3				
												254 N	Incarnate Word	3	1				
												268 A	Western Ill.	3	2				
												269 N	McNeese St.	3	0				
												290 H	South Dakota St.	3	0				
LAST 10 GAMES																			
				160 A	IUPUI	1	3	221 A	IPFW	1	3								
				84 H	South Dakota	3	2	160 H	IUPUI	3	2								
				268 A	Western Ill.	3	2	86 A	Denver	0	3								
				233 A	Omaha	0	3	84 A	South Dakota	2	3								
				190 H	North Dakota St.	3	1	290 H	South Dakota St.	3	0								

Non-Div. I Games:

Oral Roberts



Average RPI Win: 267		WON-LOST RECORD	WINNING PCT. RANK		LAST 10 GAMES	STRENGTH OF SCHEDULE		OPP. STRENGTH OF SCHEDULE		TEAM RPI	ADJ RPI		CONF. RPI	ADJ CONF. RPI
Average RPI Loss: 140														
DIV. I ONLY		14- 9	.6087	117	7- 3	267		258		179	.47796	182	31	31
DIV. I NON-CONF.		7- 8	.46667	179	0- 2	161		187		183	.47918	194	31	31
TOTALS		RPI 1-25	RPI 26-50		W-L RECORDS		RPI 51-100		RPI 101-150		RPI 150+			
14- 9	0- 0	0- 0		OVERALL		0- 3		1- 2		13- 4				
3- 1	0- 0	0- 0		HOME		0- 0		0- 0		3- 1				
7- 3	0- 0	0- 0		AWAY		0- 1		0- 1		7- 1				
4- 5	0- 0	0- 0		NEUTRAL		0- 2		1- 1		3- 2				
7- 8	0- 0	0- 0		NON-CONFERENCE		0- 3		1- 2		6- 3				
0- 1	0- 0	0- 0		HOME		0- 0		0- 0		0- 1				
3- 2	0- 0	0- 0		AWAY		0- 1		0- 1		3- 0				
4- 5	0- 0	0- 0		NEUTRAL		0- 2		1- 1		3- 2				
7- 1	0- 0	0- 0		CONFERENCE		0- 0		0- 0		7- 1				
3- 0	0- 0	0- 0		HOME		0- 0		0- 0		3- 0				
4- 1	0- 0	0- 0		AWAY		0- 0		0- 0		4- 1				
0- 0	0- 0	0- 0		NEUTRAL		0- 0		0- 0		0- 0				
RPI S	Opponent	Score	RPI S	Opponent	Score	RPI S	Opponent	Score	RPI S	Opponent	Score			
						74 N	American	1 3	107 A	Liberty	0 3			
						76 N	Coastal Caro.	0 3	120 N	Fla. Atlantic	3 2			
						93 A	North Carolina St.	0 3	125 N	Murray St.	0 3			
									174 N	Georgetown	0 3			
									175 N	UNC Greensboro	1 3			
									186 A	Tulane	3 2			
									187 A	Hampton	1 3			
									227 N	William & Mary	3 1			
									244 A	Coppin St.	3 1			
									246 H	UMBC	1 3			
									261 N	Southeastern La.	3 1			
									264 N	George Mason	3 1			
									267 A	La Salle	3 1			
									285 H	Morgan St.	3 0			
									303 A	UMES	3 0			
									303 H	UMES	3 0			
									315 A	Norfolk St.	3 0			
									320 A	Delaware St.	3 0			
									320 H	Delaware St.	3 0			
									323 A	Loyola Maryland	3 0			
LAST 10 GAMES														
						320 A	Delaware St.	3 0	187 A	Hampton	1 3			
						303 A	UMES	3 0	303 H	UMES	3 0			
						285 H	Morgan St.	3 0	320 H	Delaware St.	3 0			
						244 A	Coppin St.	3 1	246 H	UMBC	1 3			
						315 A	Norfolk St.	3 0	93 A	North Carolina St.	0 3			

Non-Div. I Games:

Howard



Average RPI Win:	309	WON-LOST	WINNING	LAST 10	STRENGTH OF	OPP. STRENGTH	TEAM	ADJ	CONF.	ADJ CONF.					
Average RPI Loss:	54	RECORD	PCT. RANK	GAMES	SCHEDULE	OF SCHEDULE	RPI	RPI	RPI	RPI					
DIV. I ONLY		9- 13	.40909	219	3- 3	152	197	201	.47766	183	31	31			
DIV. I NON-CONF.		2- 13	.13333	305	0- 3	5	19	136	.52111	130	31	31			
-----															
TOTALS	RPI 1-25	RPI 26-50		W-L RECORDS		RPI 51-100		RPI 101-150		RPI 150+					
9- 13	0- 5	0- 2		OVERALL		0- 5		0- 0		9- 1					
5- 1	0- 0	0- 0		HOME		0- 0		0- 0		5- 1					
2- 7	0- 3	0- 1		AWAY		0- 3		0- 0		2- 0					
2- 5	0- 2	0- 1		NEUTRAL		0- 2		0- 0		2- 0					
2- 13	0- 5	0- 2		NON-CONFERENCE		0- 5		0- 0		2- 1					
0- 1	0- 0	0- 0		HOME		0- 0		0- 0		0- 1					
0- 7	0- 3	0- 1		AWAY		0- 3		0- 0		0- 0					
2- 5	0- 2	0- 1		NEUTRAL		0- 2		0- 0		2- 0					
7- 0	0- 0	0- 0		CONFERENCE		0- 0		0- 0		7- 0					
5- 0	0- 0	0- 0		HOME		0- 0		0- 0		5- 0					
2- 0	0- 0	0- 0		AWAY		0- 0		0- 0		2- 0					
0- 0	0- 0	0- 0		NEUTRAL		0- 0		0- 0		0- 0					
-----															
RPI	S	Opponent	Score	RPI	S	Opponent	Score	RPI	S	Opponent	Score	RPI	S	Opponent	Score
2	A	Florida St.	0 3	26	N	UCF	0 3	69	N	Seton Hall	1 3	203	H	North Florida	2 3
4	A	Texas	0 3	39	A	Miami (FL)	0 3	70	A	FGCU	1 3	237	N	Jacksonville St.	3 1
5	N	Wisconsin	1 3					70	N	FGCU	2 3	255	N	Northwestern St.	3 1
14	A	Colorado St.	0 3					82	A	Auburn	0 3	306	H	Bethune-Cookman	3 0
17	N	Arizona	0 3					98	A	Northern Colo.	0 3	327	H	N.C. Central	3 0



Average RPI Win:		248	WON-LOST RECORD		WINNING PCT. RANK		LAST 10 GAMES		STRENGTH OF SCHEDULE		OPP. STRENGTH OF SCHEDULE		TEAM RPI		ADJ RPI		CONF. RPI		ADJ CONF. RPI				
DIV. I ONLY			10- 9		.52632 157		4- 6		235		187		181		.47701 184		7		7				
DIV. I NON-CONF.			7- 2		.77778 48		1- 0		321		311		205		.47201 202		8		8				
TOTALS		RPI 1-25		RPI 26-50		W-L RECORDS		RPI 51-100		RPI 101-150		RPI 150+											
10- 9		0- 1		0- 2		OVERALL		0- 3		2- 0		8- 3											
7- 4		0- 0		0- 1		HOME		0- 2		1- 0		6- 1											
1- 4		0- 1		0- 1		AWAY		0- 1		1- 0		0- 1											
2- 1		0- 0		0- 0		NEUTRAL		0- 0		0- 0		2- 1											
7- 2		0- 1		0- 0		NON-CONFERENCE		0- 0		0- 0		7- 1											
5- 0		0- 0		0- 0		HOME		0- 0		0- 0		5- 0											
0- 1		0- 1		0- 0		AWAY		0- 0		0- 0		0- 0											
2- 1		0- 0		0- 0		NEUTRAL		0- 0		0- 0		2- 1											
3- 7		0- 0		0- 2		CONFERENCE		0- 3		2- 0		1- 2											
2- 4		0- 0		0- 1		HOME		0- 2		1- 0		1- 1											
1- 3		0- 0		0- 1		AWAY		0- 1		1- 0		0- 1											
0- 0		0- 0		0- 0		NEUTRAL		0- 0		0- 0		0- 0											
RPI	S	Opponent		Score		RPI	S	Opponent		Score		RPI	S	Opponent		Score							
11	A	Penn St.		0 3		26	H	UCF		0 3		64	A	Tulsa		0 3							
						47	A	SMU		0 3		72	H	Memphis		2 3							
												90	H	Temple		0 3							
												115	H	Cincinnati		3 2							
												148	A	Houston		3 2							
												157	H	South Fla.		3 1							
												173	H	UConn		1 3							
												186	A	Tulane		1 3							
												194	N	Ill.-Chicago		2 3							
												224	N	Eastern Ill.		3 2							
												285	H	Morgan St.		3 2							
												287	H	Tennessee Tech		3 0							
												294	N	DePaul		3 1							
												315	H	Norfolk St.		3 0							
												327	H	N.C. Central		3 0							
												332	H	N.C. A&T		3 0							
LAST 10 GAMES																							
72 H Memphis						2 3						157 H South Fla.						3 1					
115 H Cincinnati						3 2						148 A Houston						3 2					
47 A SMU						0 3						186 A Tulane						1 3					
64 A Tulsa						0 3						327 H N.C. Central						3 0					
26 H UCF						0 3						90 H Temple						0 3					

**Non-Div. I Games:**

East Carolina



Average RPI Win:		235	WON-LOST RECORD		WINNING PCT. RANK	LAST 10 GAMES	STRENGTH OF SCHEDULE	OPP. STRENGTH OF SCHEDULE	TEAM RPI	ADJ RPI	CONF. RPI	ADJ CONF. RPI
Average RPI Loss:		85										
DIV. I ONLY			7- 15		.31818 257	5- 5	97	71	195	.47687 185	22	21
DIV. I NON-CONF.			2- 10		.16667 294	0- 0	30	10	172	.49955 160	19	19
<hr/>												
TOTALS		RPI 1-25	RPI 26-50		W-L RECORDS		RPI 51-100		RPI 101-150		RPI 150+	
7- 15	0- 3		0- 4		OVERALL		0- 2		1- 4		6- 2	
3- 2	0- 1		0- 0		HOME		0- 0		1- 1		2- 0	
2- 8	0- 1		0- 1		AWAY		0- 1		0- 3		2- 2	
2- 5	0- 1		0- 3		NEUTRAL		0- 1		0- 0		2- 0	
2- 10	0- 3		0- 4		NON-CONFERENCE		0- 2		0- 1		2- 0	
0- 1	0- 1		0- 0		HOME		0- 0		0- 0		0- 0	
0- 4	0- 1		0- 1		AWAY		0- 1		0- 1		0- 0	
2- 5	0- 1		0- 3		NEUTRAL		0- 1		0- 0		2- 0	
5- 5	0- 0		0- 0		CONFERENCE		0- 0		1- 3		4- 2	
3- 1	0- 0		0- 0		HOME		0- 0		1- 1		2- 0	
2- 4	0- 0		0- 0		AWAY		0- 0		0- 2		2- 2	
0- 0	0- 0		0- 0		NEUTRAL		0- 0		0- 0		0- 0	
RPI S	Opponent	Score	RPI S	Opponent	Score	RPI S	Opponent	Score	RPI S	Opponent	Score	
3 N	Washington	0 3	32 N	CSUN	0 3	59 N	Gonzaga	1 3	116 A	Northern Ariz.	1 3	
7 H	Oregon	1 3	33 A	Colorado	0 3	68 A	Washington St.	0 3	117 A	Boise St.	1 3	
21 A	Oklahoma	1 3	37 N	Loyola Marymount	0 3				128 H	Idaho St.	0 3	
			50 N	Pittsburgh	0 3				138 A	North Dakota	2 3	
									149 H	Idaho	3 2	
									188 H	Eastern Wash.	3 0	
									198 N	Ga. Southern	3 1	
									222 A	Southern Utah	1 3	
									250 A	Montana	2 3	
									270 A	Montana St.	3 0	
									276 H	Weber St.	3 1	
									278 N	Lamar	3 0	
									286 A	Sacramento St.	3 0	
<hr/>												
LAST 10 GAMES												
			270 A	Montana St.	3 0		149 H	Idaho	3 2			
			250 A	Montana	2 3		128 H	Idaho St.	0 3			
			286 A	Sacramento St.	3 0		276 H	Weber St.	3 1			
			138 A	North Dakota	2 3		222 A	Southern Utah	1 3			
			188 H	Eastern Wash.	3 0		116 A	Northern Ariz.	1 3			

Non-Div. I Games:

Portland St.



Average RPI Win:		202	WON-LOST RECORD		WINNING PCT. RANK		LAST 10 GAMES		STRENGTH OF SCHEDULE		OPP. STRENGTH OF SCHEDULE		TEAM RPI		ADJ RPI		CONF. RPI		ADJ CONF. RPI				
Average RPI Loss:		100																					
DIV. I ONLY			5- 17		.22727 291		3- 7		45		119		192		.47674 186		7		7				
DIV. I NON-CONF.			2- 10		.16667 294		0- 0		58		147		230		.45442 223		8		8				
TOTALS		RPI 1-25		RPI 26-50		W-L RECORDS		RPI 51-100		RPI 101-150		RPI 150+											
5- 17		0- 2		0- 2		OVERALL		0- 5		1- 5		4- 3											
4- 5		0- 0		0- 0		HOME		0- 2		1- 2		3- 1											
0- 8		0- 2		0- 2		AWAY		0- 1		0- 2		0- 1											
1- 4		0- 0		0- 0		NEUTRAL		0- 2		0- 1		1- 1											
2- 10		0- 2		0- 0		NON-CONFERENCE		0- 2		0- 4		2- 2											
1- 2		0- 0		0- 0		HOME		0- 0		0- 1		1- 1											
0- 4		0- 2		0- 0		AWAY		0- 0		0- 2		0- 0											
1- 4		0- 0		0- 0		NEUTRAL		0- 2		0- 1		1- 1											
3- 7		0- 0		0- 2		CONFERENCE		0- 3		1- 1		2- 1											
3- 3		0- 0		0- 0		HOME		0- 2		1- 1		2- 0											
0- 4		0- 0		0- 2		AWAY		0- 1		0- 0		0- 1											
0- 0		0- 0		0- 0		NEUTRAL		0- 0		0- 0		0- 0											
RPI	S	Opponent		Score		RPI	S	Opponent		Score		RPI	S	Opponent		Score							
17	A	Arizona		0	3	26	A	UCF		0	3	64	A	Tulsa		1	3	104	N	Iowa	0	3	
18	A	Texas A&M		0	3	47	A	SMU		2	3	72	H	Memphis		0	3	115	H	Cincinnati	1	3	
												84	N	South Dakota		0	3	120	H	Fla. Atlantic		0	3
												89	N	UTSA		1	3	138	A	North Dakota		0	3
												90	H	Temple		0	3	138	A	North Dakota		0	3
																		148	H	Houston		3	1
																		157	A	South Fla.		0	3
																		173	H	UConn		3	2
																		182	H	Howard		2	3
																		184	H	East Carolina		3	1
																		244	N	Coppin St.		3	0
																		246	N	UMBC		2	3
																		261	H	Southeastern La.		3	0



Average RPI Win:	257	WON-LOST	WINNING	LAST 10	STRENGTH OF	OPP. STRENGTH	TEAM	ADJ	CONF.	ADJ CONF.			
Average RPI Loss:	139	RECORD	PCT. RANK	GAMES	SCHEDULE	OF SCHEDULE	RPI	RPI	RPI	RPI			
DIV. I ONLY		13- 9	.59091	127	8- 2	265	235	180	.47668	187	31	31	
DIV. I NON-CONF.		5- 9	.35714	239	0- 2	235	120	248	.43274	247	31	31	
<hr/>													
TOTALS	RPI 1-25	RPI 26-50		W-L RECORDS		RPI 51-100		RPI 101-150		RPI 150+			
13- 9	0- 0	0- 0		OVERALL		1- 3		0- 3		12- 3			
4- 3	0- 0	0- 0		HOME		0- 1		0- 0		4- 2			
5- 4	0- 0	0- 0		AWAY		0- 1		0- 2		5- 1			
4- 2	0- 0	0- 0		NEUTRAL		1- 1		0- 1		3- 0			
<hr/>													
5- 9	0- 0	0- 0		NON-CONFERENCE		1- 3		0- 3		4- 3			
0- 3	0- 0	0- 0		HOME		0- 1		0- 0		0- 2			
1- 4	0- 0	0- 0		AWAY		0- 1		0- 2		1- 1			
4- 2	0- 0	0- 0		NEUTRAL		1- 1		0- 1		3- 0			
<hr/>													
8- 0	0- 0	0- 0		CONFERENCE		0- 0		0- 0		8- 0			
4- 0	0- 0	0- 0		HOME		0- 0		0- 0		4- 0			
4- 0	0- 0	0- 0		AWAY		0- 0		0- 0		4- 0			
0- 0	0- 0	0- 0		NEUTRAL		0- 0		0- 0		0- 0			
<hr/>													
RPI S	Opponent	Score	RPI S	Opponent	Score	RPI S	Opponent	Score	RPI S	Opponent	Score		
						56 N	Wyoming	0	3	129 A	James Madison	1	3
						81 H	VCU	2	3	133 A	Radford	2	3
						91 N	George Washington	3	1	147 N	UC Davis	1	3
						98 A	Northern Colo.	1	3	174 H	Georgetown	1	3
								182 H	Howard	3	1		
								204 H	Presbyterian	2	3		
								227 A	William & Mary	0	3		
								230 N	Stony Brook	3	0		
								244 A	Coppin St.	3	2		
								244 H	Coppin St.	3	1		
								261 N	Southeastern La.	3	0		
								285 A	Morgan St.	3	1		
								285 H	Morgan St.	3	0		
								294 A	DePaul	3	1		
								296 N	Bradley	3	2		
								303 A	UMES	3	0		
						315 A	Norfolk St.	3	0				
						315 H	Norfolk St.	3	0				
						LAST 10 GAMES							
						285 H	Morgan St.	3	0				
						244 H	Coppin St.	3	1				
						244 A	Coppin St.	3	2				
						285 A	Morgan St.	3	1				
						315 H	Norfolk St.	3	0				
						81 H	VCU	2	3				
						303 A	UMES	3	0				
						56 N	Wyoming	0	3				

**Non-Div. I Games:**

Hampton



Average RPI Win:		204	WON-LOST RECORD		WINNING PCT. RANK		LAST 10 GAMES		STRENGTH OF SCHEDULE		OPP. STRENGTH OF SCHEDULE		TEAM RPI		ADJ RPI		CONF. RPI		ADJ CONF. RPI	
Average RPI Loss:		121																		
DIV. I ONLY			9- 14		.3913 233		5- 5		127		114		183		.4761 188		22		21	
DIV. I NON-CONF.			4- 9		.30769 257		0- 0		47		53		149		.50558 149		19		19	
TOTALS		RPI 1-25		RPI 26-50		W-L RECORDS		RPI 51-100		RPI 101-150		RPI 150+								
9- 14		0- 2		0- 1		OVERALL		2- 1		1- 6		6- 4								
3- 4		0- 0		0- 0		HOME		0- 0		0- 2		3- 2								
4- 4		0- 1		0- 0		AWAY		1- 0		1- 2		2- 1								
2- 6		0- 1		0- 1		NEUTRAL		1- 1		0- 2		1- 1								
4- 9		0- 2		0- 1		NON-CONFERENCE		1- 1		1- 3		2- 2								
0- 1		0- 0		0- 0		HOME		0- 0		0- 0		0- 1								
2- 2		0- 1		0- 0		AWAY		0- 0		1- 1		1- 0								
2- 6		0- 1		0- 1		NEUTRAL		1- 1		0- 2		1- 1								
5- 5		0- 0		0- 0		CONFERENCE		1- 0		0- 3		4- 2								
3- 3		0- 0		0- 0		HOME		0- 0		0- 2		3- 1								
2- 2		0- 0		0- 0		AWAY		1- 0		0- 1		1- 1								
0- 0		0- 0		0- 0		NEUTRAL		0- 0		0- 0		0- 0								
RPI	S	Opponent		Score		RPI	S	Opponent		Score		RPI	S	Opponent		Score				
1	N	Stanford		0	3	32	N	CSUN		0	3	76	N	Coastal Caro.		1	3			
24	A	San Diego		0	3							93	N	North Carolina St.		3	2			
												98	A	Northern Colo.		3	2			
														110 N Missouri		1	3			
														113 A UNCW		0	3			
														117 N Boise St.		0	3			
														128 H Idaho St.		0	3			
														132 A Col. of Charleston		3	2			
														138 A North Dakota		1	3			
														149 H Idaho		0	3			
														154 H Seattle		2	3			
														185 A Portland St.		0	3			
														207 N Fairfield		3	1			
														220 A High Point		3	2			
														222 H Southern Utah		2	3			
														243 N Portland		1	3			
														250 H Montana		3	0			
														270 H Montana St.		3	0			
														276 H Weber St.		3	0			
														286 A Sacramento St.		3	2			
LAST 10 GAMES																				
276 H Weber St.						3	0	286 A Sacramento St.						3	2					
128 H Idaho St.						0	3	149 H Idaho						0	3					
250 H Montana						3	0	222 H Southern Utah						2	3					
270 H Montana St.						3	0	98 A Northern Colo.						3	2					
185 A Portland St.						0	3	138 A North Dakota						1	3					

**Non-Div. I Games:**

Eastern Wash.



Average RPI Win: 235		WON-LOST RECORD		WINNING PCT. RANK		LAST 10 GAMES		STRENGTH OF SCHEDULE		OPP. STRENGTH OF SCHEDULE		TEAM RPI		ADJ RPI		CONF. RPI		ADJ CONF. RPI	
DIV. I ONLY		10- 14		.41667 213		3- 7		153		176		198		.47604 189		14		14	
DIV. I NON-CONF.		8- 6		.57143 141		1- 0		183		178		148		.51026 144		17		17	
TOTALS		RPI 1-25		RPI 26-50		W-L RECORDS		RPI 51-100		RPI 101-150		RPI 150+							
10- 14		0- 0		0- 1		OVERALL		0- 2		2- 6		8- 5							
2- 5		0- 0		0- 0		HOME		0- 1		1- 2		1- 2							
4- 7		0- 0		0- 1		AWAY		0- 0		0- 4		4- 2							
4- 2		0- 0		0- 0		NEUTRAL		0- 1		1- 0		3- 1							
8- 6		0- 0		0- 1		NON-CONFERENCE		0- 2		2- 0		6- 3							
1- 2		0- 0		0- 0		HOME		0- 1		1- 0		0- 1							
3- 2		0- 0		0- 1		AWAY		0- 0		0- 0		3- 1							
4- 2		0- 0		0- 0		NEUTRAL		0- 1		1- 0		3- 1							
2- 8		0- 0		0- 0		CONFERENCE		0- 0		0- 6		2- 2							
1- 3		0- 0		0- 0		HOME		0- 0		0- 2		1- 1							
1- 5		0- 0		0- 0		AWAY		0- 0		0- 4		1- 1							
0- 0		0- 0		0- 0		NEUTRAL		0- 0		0- 0		0- 0							
RPI S	Opponent	Score		RPI S	Opponent	Score		RPI S	Opponent	Score		RPI S	Opponent	Score					
				26 A	UCF	0	3	83 H	Harvard	1	3	102 H	Towson	1	3				
								85 N	UNI	0	3	112 A	Hofstra	0	3				
												113 A	UNCW	2	3				
												113 H	UNCW	0	3				
												123 H	Boston College	3	1				
												127 N	TCU	3	2				
												129 A	James Madison	0	3				
												132 A	Col. of Charleston	1	3				
												153 H	Rhode Island	1	3				
												156 A	Notre Dame	1	3				
												158 H	Delaware	1	3				
												167 N	Eastern Ky.	2	3				
												197 A	Campbell	3	2				
												227 A	William & Mary	1	3				
												236 N	FIU	3	2				
												238 A	New Hampshire	3	1				
												253 N	Rider	3	1				
												277 A	Elon	3	0				
												277 H	Elon	3	2				
												298 A	Fordham	3	0				
												326 N	Fairleigh Dickinson	3	1				
				LAST 10 GAMES															
				113 H	UNCW	0	3	132 A	Col. of Charleston	1	3								
				277 H	Elon	3	2	112 A	Hofstra	0	3								
				227 A	William & Mary	1	3	102 H	Towson	1	3								
				129 A	James Madison	0	3	158 H	Delaware	1	3								
				197 A	Campbell	3	2	277 A	Elon	3	0								

Non-Div. I Games:

Northeastern



Average RPI Win: 223		WON-LOST	WINNING	LAST 10	STRENGTH OF		OPP. STRENGTH	TEAM	ADJ	CONF.	ADJ CONF.
Average RPI Loss: 135		RECORD	PCT. RANK	GAMES	SCHEDULE		OF SCHEDULE	RPI	RPI	RPI	RPI
DIV. I ONLY		10- 14	.41667	213	5- 5		118	216	185	.47569	190
DIV. I NON-CONF.		6- 8	.42857	207	1- 0		48	205	129	.5252	128
TOTALS		RPI 1-25	RPI 26-50		W-L RECORDS		RPI 51-100		RPI 101-150		RPI 150+
10- 14	0- 0	0- 0		OVERALL		0- 5		3- 5		7- 4	
4- 1	0- 0	0- 0		HOME		0- 0		1- 0		3- 1	
3- 8	0- 0	0- 0		AWAY		0- 3		1- 2		2- 3	
3- 5	0- 0	0- 0		NEUTRAL		0- 2		1- 3		2- 0	
6- 8	0- 0	0- 0		NON-CONFERENCE		0- 3		3- 5		3- 0	
1- 0	0- 0	0- 0		HOME		0- 0		1- 0		0- 0	
2- 3	0- 0	0- 0		AWAY		0- 1		1- 2		1- 0	
3- 5	0- 0	0- 0		NEUTRAL		0- 2		1- 3		2- 0	
4- 6	0- 0	0- 0		CONFERENCE		0- 2		0- 0		4- 4	
3- 1	0- 0	0- 0		HOME		0- 0		0- 0		3- 1	
1- 5	0- 0	0- 0		AWAY		0- 2		0- 0		1- 3	
0- 0	0- 0	0- 0		NEUTRAL		0- 0		0- 0		0- 0	
RPI S	Opponent	Score	RPI S	Opponent	Score	RPI S	Opponent	Score	RPI S	Opponent	Score
						78 N	UMKC	2 3	102 A	Towson	0 3
						84 A	South Dakota	1 3	133 N	Radford	0 3
						86 A	Denver	2 3	134 A	New Mexico St.	1 3
						94 A	Milwaukee	0 3	137 A	Valparaiso	3 2
						95 N	California	0 3	138 H	North Dakota	3 1
									140 N	St. John's (NY)	0 3
									144 N	Miami (OH)	0 3
									144 N	Miami (OH)	3 1
									160 H	IUPUI	0 3
									181 A	Oral Roberts	1 3
									192 N	Kent St.	3 2
									221 A	IPFW	1 3
									233 A	Omaha	1 3
									233 H	Omaha	3 1
									245 N	Robert Morris	3 2
									268 H	Western Ill.	3 1
									290 A	South Dakota St.	3 2
									290 H	South Dakota St.	3 0
									296 A	Bradley	3 1
LAST 10 GAMES											
						290 H	South Dakota St.	3 0	86 A	Denver	2 3
						233 H	Omaha	3 1	268 H	Western Ill.	3 1
						137 A	Valparaiso	3 2	233 A	Omaha	1 3
						221 A	IPFW	1 3	290 A	South Dakota St.	3 2
						181 A	Oral Roberts	1 3	160 H	IUPUI	0 3

Non-Div. I Games:

North Dakota St.



Average RPI Win: 238		WON-LOST RECORD		WINNING PCT. RANK		LAST 10 GAMES		STRENGTH OF SCHEDULE		OPP. STRENGTH OF SCHEDULE		TEAM RPI		ADJ RPI		CONF. RPI		ADJ CONF. RPI	
Average RPI Loss: 78																			
DIV. I ONLY		7- 11		.38889 236		3- 7		183		87		210		.47364 191		8		8	
DIV. I NON-CONF.		5- 5		.5 162		1- 1		236		113		199		.48143 191		7		7	
TOTALS		RPI 1-25		RPI 26-50		W-L RECORDS		RPI 51-100		RPI 101-150		RPI 150+							
7- 11		0- 0		0- 4		OVERALL		1- 3		0- 3		6- 1							
5- 4		0- 0		0- 3		HOME		1- 0		0- 1		4- 0							
2- 4		0- 0		0- 1		AWAY		0- 0		0- 2		2- 1							
0- 3		0- 0		0- 0		NEUTRAL		0- 3		0- 0		0- 0							
5- 5		0- 0		0- 1		NON-CONFERENCE		1- 3		0- 0		4- 1							
4- 1		0- 0		0- 1		HOME		1- 0		0- 0		3- 0							
1- 1		0- 0		0- 0		AWAY		0- 0		0- 0		1- 1							
0- 3		0- 0		0- 0		NEUTRAL		0- 3		0- 0		0- 0							
2- 6		0- 0		0- 3		CONFERENCE		0- 0		0- 3		2- 0							
1- 3		0- 0		0- 2		HOME		0- 0		0- 1		1- 0							
1- 3		0- 0		0- 1		AWAY		0- 0		0- 2		1- 0							
0- 0		0- 0		0- 0		NEUTRAL		0- 0		0- 0		0- 0							
RPI S	Opponent	Score		RPI S	Opponent	Score		RPI S	Opponent	Score		RPI S	Opponent	Score					
				30 A	Hawaii	0	3	55 N	Utah	0	3	106 A	UC Irvine	0	3				
				32 H	CSUN	1	3	56 N	Wyoming	1	3	114 A	UC Santa Barbara	2	3				
				36 H	Long Beach St.	1	3	68 N	Washington St.	2	3	147 H	UC Davis	1	3				
				49 H	Santa Clara	2	3	100 H	Northern Ill.	3	1	164 A	St. Mary's (CA)	1	3				
												193 A	Cal St. Fullerton	3	1				
												242 H	Bakersfield	3	1				
												250 A	Montana	3	1				
												283 H	UC Riverside	3	1				
												286 H	Sacramento St.	3	0				
												313 H	San Jose St.	3	0				
LAST 10 GAMES																			
				30 A	Hawaii	0	3	283 H	UC Riverside	3	1								
				36 H	Long Beach St.	1	3	147 H	UC Davis	1	3								
				32 H	CSUN	1	3	114 A	UC Santa Barbara	2	3								
				106 A	UC Irvine	0	3	49 H	Santa Clara	2	3								
				193 A	Cal St. Fullerton	3	1	100 H	Northern Ill.	3	1								

Non-Div. I Games:

Cal Poly



Average RPI Win: 230		WON-LOST RECORD	WINNING PCT. RANK		LAST 10 GAMES	STRENGTH OF SCHEDULE		OPP. STRENGTH OF SCHEDULE		TEAM RPI	ADJ RPI	CONF. RPI	ADJ CONF. RPI		
Average RPI Loss: 144															
DIV. I ONLY		12- 11	.52174	159	4- 6	230		201		184	.47308	192	16	16	
DIV. I NON-CONF.		8- 5	.61538	118	0- 0	254		232		173	.48626	179	16	16	
TOTALS		RPI 1-25	RPI 26-50		W-L RECORDS		RPI 51-100		RPI 101-150		RPI 150+				
12- 11	0- 0	0- 1		OVERALL		0- 2		2- 5		10- 3					
7- 1	0- 0	0- 0		HOME		0- 1		1- 0		6- 0					
2- 7	0- 0	0- 1		AWAY		0- 1		1- 4		1- 1					
3- 3	0- 0	0- 0		NEUTRAL		0- 0		0- 1		3- 2					
8- 5	0- 0	0- 0		NON-CONFERENCE		0- 1		2- 2		6- 2					
4- 0	0- 0	0- 0		HOME		0- 0		1- 0		3- 0					
1- 2	0- 0	0- 0		AWAY		0- 1		1- 1		0- 0					
3- 3	0- 0	0- 0		NEUTRAL		0- 0		0- 1		3- 2					
4- 6	0- 0	0- 1		CONFERENCE		0- 1		0- 3		4- 1					
3- 1	0- 0	0- 0		HOME		0- 1		0- 0		3- 0					
1- 5	0- 0	0- 1		AWAY		0- 0		0- 3		1- 1					
0- 0	0- 0	0- 0		NEUTRAL		0- 0		0- 0		0- 0					
RPI	S	Opponent	Score	RPI	S	Opponent	Score	RPI	S	Opponent	Score	RPI	S	Opponent	Score
				44	A	Ohio	1 3	71	A	West Virginia	1 3	102	A	Towson	1 3
								100	H	Northern Ill.	1 3	122	A	Ball St.	0 3
												126	A	Eastern Mich.	0 3
												132	A	Col. of Charleston	3 2
												140	N	St. John's (NY)	2 3
												141	H	Youngstown St.	3 2
												144	A	Miami (OH)	0 3
												155	H	Buffalo	3 0
												159	H	Western Mich.	3 1
												190	N	North Dakota St.	2 3
												238	H	New Hampshire	3 1
												250	N	Montana	3 2
												258	A	Bowling Green	0 3
												259	H	Evansville	3 1
												260	H	Akron	3 1
												274	A	Toledo	3 0
												288	N	Davidson	3 0
												289	N	Mercer	1 3
												297	N	Saint Francis (PA)	3 1
												302	H	Morehead St.	3 0
				LAST 10 GAMES											
				159	H	Western Mich.	3 1	258	A	Bowling Green	0 3				
				100	H	Northern Ill.	1 3	155	H	Buffalo	3 0				
				122	A	Ball St.	0 3	260	H	Akron	3 1				
				274	A	Toledo	3 0	126	A	Eastern Mich.	0 3				
				144	A	Miami (OH)	0 3	44	A	Ohio	1 3				

Non-Div. I Games:

Kent St.



Average RPI Win:		228	WON-LOST RECORD		WINNING PCT. RANK		LAST 10 GAMES		STRENGTH OF SCHEDULE		OPP. STRENGTH OF SCHEDULE		TEAM RPI		ADJ RPI		CONF. RPI		ADJ CONF. RPI	
DIV. I ONLY			7- 14		.33333 253		2- 8		123		107		208		.47186 193		8		8	
DIV. I NON-CONF.			6- 7		.46154 183		1- 1		127		125		166		.50106 158		7		7	
TOTALS		RPI 1-25		RPI 26-50		W-L RECORDS		RPI 51-100		RPI 101-150		RPI 150+								
7- 14		0- 1		0- 3		OVERALL		0- 3		1- 5		6- 2								
3- 8		0- 1		0- 2		HOME		0- 2		0- 2		3- 1								
1- 4		0- 0		0- 1		AWAY		0- 0		0- 3		1- 0								
3- 2		0- 0		0- 0		NEUTRAL		0- 1		1- 0		2- 1								
6- 7		0- 1		0- 0		NON-CONFERENCE		0- 3		1- 2		5- 1								
3- 3		0- 1		0- 0		HOME		0- 2		0- 0		3- 0								
0- 2		0- 0		0- 0		AWAY		0- 0		0- 2		0- 0								
3- 2		0- 0		0- 0		NEUTRAL		0- 1		1- 0		2- 1								
1- 7		0- 0		0- 3		CONFERENCE		0- 0		0- 3		1- 1								
0- 5		0- 0		0- 2		HOME		0- 0		0- 2		0- 1								
1- 2		0- 0		0- 1		AWAY		0- 0		0- 1		1- 0								
0- 0		0- 0		0- 0		NEUTRAL		0- 0		0- 0		0- 0								
RPI	S	Opponent		Score		RPI	S	Opponent		Score		RPI	S	Opponent		Score				
15	H	UCLA		0 3		30	A	Hawaii		0 3		53	N	Northwestern		1 3				
						32	H	CSUN		0 3		79	H	Texas Tech		0 3				
						36	H	Long Beach St.		0 3		97	H	Yale		1 3				
														</						



Average RPI Win: 206		WON-LOST RECORD		WINNING PCT. RANK		LAST 10 GAMES		STRENGTH OF SCHEDULE		OPP. STRENGTH OF SCHEDULE		TEAM RPI		ADJ RPI		CONF. RPI		ADJ CONF. RPI	
DIV. I ONLY		11- 13		.45833 186		6- 4		199		131		193		.4707 194		17		17	
DIV. I NON-CONF.		6- 9		.4 219		1- 0		166		150		209		.46484 208		13		14	
TOTALS		RPI 1-25		RPI 26-50		W-L RECORDS		RPI 51-100		RPI 101-150		RPI 150+							
11- 13		0- 1		0- 1		OVERALL		1- 4		2- 2		8- 5							
3- 5		0- 0		0- 0		HOME		1- 1		0- 1		2- 3							
5- 5		0- 1		0- 1		AWAY		0- 2		2- 0		3- 1							
3- 3		0- 0		0- 0		NEUTRAL		0- 1		0- 1		3- 1							
6- 9		0- 1		0- 1		NON-CONFERENCE		1- 2		0- 1		5- 4							
2- 2		0- 0		0- 0		HOME		1- 0		0- 0		1- 2							
1- 4		0- 1		0- 1		AWAY		0- 1		0- 0		1- 1							
3- 3		0- 0		0- 0		NEUTRAL		0- 1		0- 1		3- 1							
5- 4		0- 0		0- 0		CONFERENCE		0- 2		2- 1		3- 1							
1- 3		0- 0		0- 0		HOME		0- 1		0- 1		1- 1							
4- 1		0- 0		0- 0		AWAY		0- 1		2- 0		2- 0							
0- 0		0- 0		0- 0		NEUTRAL		0- 0		0- 0		0- 0							
RPI S	Opponent	Score		RPI S	Opponent	Score		RPI S	Opponent	Score		RPI S	Opponent	Score					
11 A	Penn St.	0 3		45 A	Illinois St.	0 3		57 N	Virginia	1 3		126 N	Eastern Mich.	2 3					
								87 H	Indiana	3 2		137 A	Valparaiso	3 1					
								94 A	Milwaukee	1 3		141 H	Youngstown St.	1 3					
								94 H	Milwaukee	0 3		143 A	Oakland	3 0					
								100 A	Northern Ill.	1 3		155 H	Buffalo	1 3					
												167 H	Eastern Ky.	3 1					
												177 A	Marshall	0 3					
												179 H	Cleveland St.	1 3					
												184 N	East Carolina	3 2					
												196 N	Syracuse	1 3					
												218 A	Green Bay	3 0					
												218 H	Green Bay	3 0					
												224 N	Eastern Ill.	3 1					
												268 H	Western Ill.	2 3					
												275 A	Wright St.	3 0					
												294 N	DePaul	3 1					
												322 A	Chicago St.	3 0					
				LAST 10 GAMES															
				94 H	Milwaukee	0 3		141 H	Youngstown St.	1 3									
				218 H	Green Bay	3 0		179 H	Cleveland St.	1 3									
				137 A	Valparaiso	3 1		218 A	Green Bay	3 0									
				143 A	Oakland	3 0		94 A	Milwaukee	1 3									
				275 A	Wright St.	3 0		224 N	Eastern Ill.	3 1									

Non-Div. I Games:

Ill.-Chicago



Average RPI Win:	223	WON-LOST	WINNING	LAST 10	STRENGTH OF	OPP. STRENGTH	TEAM	ADJ	CONF.	ADJ CONF.	
Average RPI Loss:	119	RECORD	PCT. RANK	GAMES	SCHEDULE	OF SCHEDULE	RPI	RPI	RPI	RPI	
DIV. I ONLY	10- 12	.45455	189	3- 7	188	133	191	.46862	195	11	11
DIV. I NON-CONF.	5- 5	.5	162	0- 0	273	152	220	.45424	224	12	12
<hr/>											
TOTALS	RPI 1-25	RPI 26-50		W-L RECORDS	RPI 51-100		RPI 101-150		RPI 150+		
10- 12	0- 0	0- 1		OVERALL	0- 6		2- 1		8- 4		
1- 4	0- 0	0- 1		HOME	0- 2		0- 0		1- 1		
5- 5	0- 0	0- 0		AWAY	0- 3		1- 1		4- 1		
4- 3	0- 0	0- 0		NEUTRAL	0- 1		1- 0		3- 2		
<hr/>											
5- 5	0- 0	0- 0		NON-CONFERENCE	0- 2		1- 0		4- 3		
0- 0	0- 0	0- 0		HOME	0- 0		0- 0		0- 0		
1- 2	0- 0	0- 0		AWAY	0- 1		0- 0		1- 1		
4- 3	0- 0	0- 0		NEUTRAL	0- 1		1- 0		3- 2		
<hr/>											
5- 7	0- 0	0- 1		CONFERENCE	0- 4		1- 1		4- 1		
1- 4	0- 0	0- 1		HOME	0- 2		0- 0		1- 1		
4- 3	0- 0	0- 0		AWAY	0- 2		1- 1		3- 0		
0- 0	0- 0	0- 0		NEUTRAL	0- 0		0- 0		0- 0		
<hr/>											
RPI S	Opponent	Score	RPI S	Opponent	Score	RPI S	Opponent	Score	RPI S	Opponent	Score
			42 H UALR	1	3	56 A Wyoming	0	3	122 N Ball St.	3	0
						61 A Appalachian St.	1	3	131 A La.-Lafayette	3	2
						72 N Memphis	0	3	139 A Texas St.	0	3
						75 H Texas-Arlington	0	3	165 A Pepperdine	0	3
						92 A Arkansas St.	0	3	181 N Oral Roberts	1	3
						92 H Arkansas St.	0	3	198 H Ga. Southern	1	3
									226 A Troy	3	0
									228 A Georgia St.	3	1
									228 H Georgia St.	3	0
									247 A Mississippi St.	3	0
									250 N Montana	3	2
									251 N Nevada	1	3
									255 N Northwestern St.	3	1
									272 N Nicholls St.	3	0
									273 A La.-Monroe	3	2
<hr/>											
LAST 10 GAMES											
			92 A Arkansas St.	0	3	226 A Troy	3	0			
			273 A La.-Monroe	3	2	228 A Georgia St.	3	1			
			42 H UALR	1	3	61 A Appalachian St.	1	3			
			198 H Ga. Southern	1	3	92 H Arkansas St.	0	3			
			75 H Texas-Arlington	0	3	139 A Texas St.	0	3			

Non-Div. I Games:

South Ala.







Average RPI Win: 263		WON-LOST RECORD		WINNING PCT. RANK		LAST 10 GAMES		STRENGTH OF SCHEDULE		OPP. STRENGTH OF SCHEDULE		TEAM RPI		ADJ RPI		CONF. RPI		ADJ CONF. RPI	
DIV. I ONLY		12- 13		.48 175		4- 6		176		271		194		.46782 197		20		22	
DIV. I NON-CONF.		9- 8		.52941 160		1- 1		220		284		202		.46634 205		22		22	
TOTALS		RPI 1-25		RPI 26-50		W-L RECORDS		RPI 51-100		RPI 101-150		RPI 150+							
12- 13		0- 1		0- 1		OVERALL		0- 2		1- 4		11- 5							
5- 3		0- 0		0- 0		HOME		0- 2		0- 0		5- 1							
3- 7		0- 1		0- 1		AWAY		0- 0		0- 3		3- 2							
4- 3		0- 0		0- 0		NEUTRAL		0- 0		1- 1		3- 2							
9- 8		0- 1		0- 1		NON-CONFERENCE		0- 1		1- 2		8- 3							
3- 2		0- 0		0- 0		HOME		0- 1		0- 0		3- 1							
2- 3		0- 1		0- 1		AWAY		0- 0		0- 1		2- 0							
4- 3		0- 0		0- 0		NEUTRAL		0- 0		1- 1		3- 2							
3- 5		0- 0		0- 0		CONFERENCE		0- 1		0- 2		3- 2							
2- 1		0- 0		0- 0		HOME		0- 1		0- 0		2- 0							
1- 4		0- 0		0- 0		AWAY		0- 0		0- 2		1- 2							
0- 0		0- 0		0- 0		NEUTRAL		0- 0		0- 0		0- 0							
RPI S	Opponent	Score		RPI S	Opponent	Score		RPI S	Opponent	Score		RPI S	Opponent	Score					
19 A	Duke	1	3	36 A	Long Beach St.	0	3	67 H	South Carolina	0	3	107 A	Liberty	0	3				
								76 H	Coastal Caro.	0	3	111 N	San Francisco	1	3				
												113 A	UNCW	2	3				
												133 A	Radford	1	3				
												137 N	Valparaiso	3	2				
												161 A	Winthrop	1	3				
												189 H	Northeastern	2	3				
												203 H	North Florida	3	0				
												204 A	Presbyterian	0	3				
												215 N	Army	2	3				
												220 A	High Point	3	2				
												220 H	High Point	3	1				
												253 N	Rider	3	1				
												277 H	Elon	3	1				
												293 N	Binghamton	3	0				
												295 N	Wofford	3	0				
												301 H	Charleston So.	3	2				
												303 A	UMES	3	1				
												306 N	Bethune-Cookman	2	3				
												327 A	N.C. Central	3	0				
												332 H	N.C. A&T	3	0				
				LAST 10 GAMES															
				220 A High Point 3 2				133 A Radford 1 3											
				332 H N.C. A&T 3 0				107 A Liberty 0 3											
				161 A Winthrop 1 3				76 H Coastal Caro. 0 3											
				204 A Presbyterian 0 3				301 H Charleston So. 3 2											
				189 H Northeastern 2 3				220 H High Point 3 1											

Non-Div. I Games:

Campbell



[illegible]

**Non-Div. I Games:**

Ga. Southern



Average RPI Win:		244	WON-LOST RECORD		WINNING PCT. RANK		LAST 10 GAMES		STRENGTH OF SCHEDULE		OPP. STRENGTH OF SCHEDULE		TEAM RPI		ADJ RPI		CONF. RPI		ADJ CONF. RPI	
Average RPI Loss:		97																		
DIV. I ONLY			4- 17		.19048 305		2- 8		50		126		212		.4663 199		15		15	
DIV. I NON-CONF.			2- 9		.18182 291		0- 0		40		90		204		.4755 197		14		13	
TOTALS		RPI 1-25		RPI 26-50		W-L RECORDS		RPI 51-100		RPI 101-150		RPI 150+								
4- 17		0- 3		0- 1		OVERALL		0- 6		0- 4		4- 3								
0- 7		0- 2		0- 1		HOME		0- 2		0- 2		0- 0								
3- 5		0- 0		0- 0		AWAY		0- 4		0- 0		3- 1								
1- 5		0- 1		0- 0		NEUTRAL		0- 0		0- 2		1- 2								
2- 9		0- 3		0- 0		NON-CONFERENCE		0- 2		0- 2		2- 2								
0- 2		0- 2		0- 0		HOME		0- 0		0- 0		0- 0								
1- 2		0- 0		0- 0		AWAY		0- 2		0- 0		1- 0								
1- 5		0- 1		0- 0		NEUTRAL		0- 0		0- 2		1- 2								
2- 8		0- 0		0- 1		CONFERENCE		0- 4		0- 2		2- 1								
0- 5		0- 0		0- 1		HOME		0- 2		0- 2		0- 0								
2- 3		0- 0		0- 0		AWAY		0- 2		0- 0		2- 1								
0- 0		0- 0		0- 0		NEUTRAL		0- 0		0- 0		0- 0								
RPI S	Opponent		Score		RPI S	Opponent		Score		RPI S	Opponent		Score		RPI S	Opponent		Score		
4 N	Texas		0	3	38 H	Western Ky.		0	3	80 A	Rice		0	3	111 N	San Francisco		2	3	
14 H	Colorado St.		0	3						80 H	Rice		0	3	119 N	Saint Louis		0	3	
23 H	BYU		0	3						86 A	Denver		1	3	120 H	Fla. Atlantic		0	3	
										89 A	UTSA		1	3	146 H	North Texas		2	3	
										89 H	UTSA		0	3	154 N	Seattle		0	3	
										99 A	New Mexico		0	3	177 A	Marshall		1	3	
															214 A	Middle Tenn.		3	1	
															224 N	Eastern Ill.		1	3	
															241 A	UAB		3	2	
															251 N	Nevada		3	0	
															268 A	Western Ill.		3	1	
				LAST 10 GAMES																
					177 A	Marshall		1	3	89 A	UTSA		1	3						
					38 H	Western Ky.		0	3	80 A	Rice		0	3						
					80 H	Rice		0	3	120 H	Fla. Atlantic		0	3						
					214 A	Middle Tenn.		3	1	146 H	North Texas		2	3						
					241 A	UAB		3	2	89 H	UTSA		0	3						

Non-Div. I Games:

UTEP



Average RPI Win:	235	WON-LOST RECORD	WINNING PCT. RANK	LAST 10 GAMES	STRENGTH OF SCHEDULE	OPP. STRENGTH OF SCHEDULE	TEAM RPI	ADJ RPI	CONF. RPI	ADJ CONF. RPI	
DIV. I ONLY	13- 12	.52	163	6- 4	222	236	190	.46621	200	23	23
DIV. I NON-CONF.	7- 7	.5	162	0- 0	237	189	208	.46417	211	25	26
<hr/>											
TOTALS	RPI 1-25	RPI 26-50		W-L RECORDS		RPI 51-100		RPI 101-150		RPI 150+	
13- 12	0- 0	0- 1		OVERALL		1- 1		0- 2		12- 8	
6- 1	0- 0	0- 0		HOME		1- 0		0- 0		5- 1	
5- 7	0- 0	0- 1		AWAY		0- 1		0- 1		5- 4	
2- 4	0- 0	0- 0		NEUTRAL		0- 0		0- 1		2- 3	
7- 7	0- 0	0- 1		NON-CONFERENCE		0- 0		0- 1		7- 5	
2- 0	0- 0	0- 0		HOME		0- 0		0- 0		2- 0	
3- 3	0- 0	0- 1		AWAY		0- 0		0- 0		3- 2	
2- 4	0- 0	0- 0		NEUTRAL		0- 0		0- 1		2- 3	
6- 5	0- 0	0- 0		CONFERENCE		1- 1		0- 1		5- 3	
4- 1	0- 0	0- 0		HOME		1- 0		0- 0		3- 1	
2- 4	0- 0	0- 0		AWAY		0- 1		0- 1		2- 2	
0- 0	0- 0	0- 0		NEUTRAL		0- 0		0- 0		0- 0	
RPI S	Opponent	Score	RPI S	Opponent	Score	RPI S	Opponent	Score	RPI S	Opponent	Score
			26 A	UCF	0 3	87 A	Furman	1 3	118 A	Samford	0 3
						87 H	Furman	3 2	137 N	Valparaiso	0 3
									152 A	Wake Forest	1 3
									161 N	Winthrop	0 3
									167 N	Eastern Ky.	0 3
									175 A	UNC Greensboro	3 2
									175 H	UNC Greensboro	0 3
									205 N	Drake	3 0
									213 H	Charlotte	3 2
									217 H	East Tenn. St.	3 2
									220 A	High Point	3 2
									228 A	Georgia St.	3 0
									234 H	Gardner-Webb	3 0
									235 A	Chattanooga	0 3
									236 N	FIU	1 3
									249 A	UT Martin	1 3
									277 N	Elon	3 0
									289 H	Mercer	3 2
									292 A	UNC Asheville	3 0
									295 A	Wofford	2 3
									312 A	Citadel	3 0
									312 H	Citadel	3 0
			LAST 10 GAMES								
			295 A	Wofford	2 3	312 H	Citadel	3 0			
			312 A	Citadel	3 0	217 H	East Tenn. St.	3 2			
			175 A	UNC Greensboro	3 2	235 A	Chattanooga	0 3			
			289 H	Mercer	3 2	118 A	Samford	0 3			
			87 H	Furman	3 2	87 A	Furman	1 3			

Non-Div. I Games:

Western Caro.



Average RPI Win:	265	WON-LOST RECORD	WINNING PCT. RANK	LAST 10 GAMES	STRENGTH OF SCHEDULE	OPP. STRENGTH OF SCHEDULE	TEAM RPI	ADJ RPI	CONF. RPI	ADJ CONF. RPI							
Average RPI Loss:	145																
DIV. I ONLY		13- 7	.65	94	7- 3	303	238	197	.46604	201	27	27					
DIV. I NON-CONF.		6- 4	.6	123	0- 0	271	130	175	.48571	182	27	27					
<hr/>																	
TOTALS		RPI 1-25		RPI 26-50		W-L RECORDS		RPI 51-100		RPI 101-150		RPI 150+					
13- 7		0- 1		0- 0		OVERALL		0- 2		0- 0		13- 4					
5- 0		0- 0		0- 0		HOME		0- 0		0- 0		5- 0					
4- 5		0- 1		0- 0		AWAY		0- 1		0- 0		4- 3					
4- 2		0- 0		0- 0		NEUTRAL		0- 1		0- 0		4- 1					
6- 4		0- 1		0- 0		NON-CONFERENCE		0- 1		0- 0		6- 2					
1- 0		0- 0		0- 0		HOME		0- 0		0- 0		1- 0					
1- 2		0- 1		0- 0		AWAY		0- 0		0- 0		1- 1					
4- 2		0- 0		0- 0		NEUTRAL		0- 1		0- 0		4- 1					
7- 3		0- 0		0- 0		CONFERENCE		0- 1		0- 0		7- 2					
4- 0		0- 0		0- 0		HOME		0- 0		0- 0		4- 0					
3- 3		0- 0		0- 0		AWAY		0- 1		0- 0		3- 2					
0- 0		0- 0		0- 0		NEUTRAL		0- 0		0- 0		0- 0					
RPI	S	Opponent		Score		RPI	S	Opponent		Score		RPI	S	Opponent		Score	
12	A	Nebraska		0 3								74	A	American		0 3	
												86	N	Denver		0 3	
												171	A	Penn		0 3	
												174	N	Georgetown		0 3	
												179	N	Cleveland St.		3 0	
												196	A	Syracuse		3 2	
												215	A	Army		0 3	
												216	H	Lehigh		3 2	
												229	H	Navy		3 2	
												256	H	Niagara		3 2	
												260	N	Akron		3 0	
												280	N	Albany (NY)		3 1	
												281	A	Holy Cross		2 3	
												284	N	Cornell		3 1	
												304	A	Bucknell		3 1	
												304	H	Bucknell		3 0	
												307	A	Lafayette		3 0	
												307	H	Lafayette		3 0	
												323	A	Loyola Maryland		3 0	

Non-Div. I Games:

Colgate



Average RPI Win:		272	WON-LOST RECORD		WINNING PCT. RANK		LAST 10 GAMES		STRENGTH OF SCHEDULE		OPP. STRENGTH OF SCHEDULE		TEAM RPI		ADJ RPI		CONF. RPI		ADJ CONF. RPI	
Average RPI Loss:		135																		
DIV. I ONLY			11- 12		.47826 177		6- 4		186		262		199		.46519 202		26		26	
DIV. I NON-CONF.			5- 9		.35714 239		0- 1		96		242		197		.47501 198		26		25	
TOTALS			RPI 1-25		RPI 26-50		W-L RECORDS		RPI 51-100		RPI 101-150		RPI 150+							
11- 12			0- 0		0- 1		OVERALL		0- 4		1- 3		10- 4							
3- 5			0- 0		0- 0		HOME		0- 1		0- 2		3- 2							
5- 4			0- 0		0- 1		AWAY		0- 1		0- 0		5- 2							
3- 3			0- 0		0- 0		NEUTRAL		0- 2		1- 1		2- 0							
5- 9			0- 0		0- 1		NON-CONFERENCE		0- 4		1- 2		4- 2							
1- 3			0- 0		0- 0		HOME		0- 1		0- 1		1- 1							
1- 3			0- 0		0- 1		AWAY		0- 1		0- 0		1- 1							
3- 3			0- 0		0- 0		NEUTRAL		0- 2		1- 1		2- 0							
6- 3			0- 0		0- 0		CONFERENCE		0- 0		0- 1		6- 2							
2- 2			0- 0		0- 0		HOME		0- 0		0- 1		2- 1							
4- 1			0- 0		0- 0		AWAY		0- 0		0- 0		4- 1							
0- 0			0- 0		0- 0		NEUTRAL		0- 0		0- 0		0- 0							
RPI	S	Opponent	Score		RPI	S	Opponent	Score		RPI	S	Opponent	Score		RPI	S	Opponent	Score		
					47	A	SMU	0	3	64	H	Tulsa	0	3	116	H	Northern Ariz.	1	3	
										70	N	FGCU	0	3	132	N	Col. of Charleston	1	3	
										75	A	Texas-Arlington	0	3	142	H	Stephen F. Austin	0	3	
										99	N	New Mexico	0	3	145	N	Marist	3	1	
															169	A	A&M-Corpus Christi	1	3	
															212	A	Air Force	0	3	
															235	H	Chattanooga	2	3	
															254	A	Incarnate Word	3	0	
															255	H	Northwestern St.	0	3	
															261	A	Southeastern La.	3	0	
															262	N	Texas Southern	3	0	
															269	H	McNeese St.	3	1	
															272	H	Nicholls St.	3	1	
															276	N	Weber St.	3	2	
															299	A	Abilene Christian	3	1	
															318	A	Prairie View	3	1	
															318	H	Prairie View	3	0	
															319	A	New Orleans	3	0	
LAST 10 GAMES																				
272 H Nicholls St.					3 1					255 H Northwestern St.					0 3					
269 H McNeese St.					3 1					169 A A&M-Corpus Christi					1 3					
254 A Incarnate Word					3 0					261 A Southeastern La.					3 0					
299 A Abilene Christian					3 1					319 A New Orleans					3 0					
142 H Stephen F. Austin					0 3					132 N Col. of Charleston					1 3					

**Non-Div. I Games:**

Houston Baptist



Average RPI Win:		255	WON-LOST RECORD		WINNING PCT. RANK		LAST 10 GAMES		STRENGTH OF SCHEDULE		OPP. STRENGTH OF SCHEDULE		TEAM RPI		ADJ RPI		CONF. RPI		ADJ CONF. RPI				
Average RPI Loss:		120																					
DIV. I ONLY			10- 14		.41667 213		5- 5		145		193		196		.46496 203		13		13				
DIV. I NON-CONF.			7- 9		.4375 205		2- 0		181		197		207		.4647 210		15		15				
TOTALS		RPI 1-25		RPI 26-50		W-L RECORDS		RPI 51-100		RPI 101-150		RPI 150+											
10- 14		0- 1		0- 1		OVERALL		0- 4		0- 3		10- 5											
7- 4		0- 0		0- 0		HOME		0- 1		0- 2		7- 1											
2- 7		0- 1		0- 1		AWAY		0- 1		0- 1		2- 3											
1- 3		0- 0		0- 0		NEUTRAL		0- 2		0- 0		1- 1											
7- 9		0- 1		0- 0		NON-CONFERENCE		0- 3		0- 2		7- 3											
4- 4		0- 0		0- 0		HOME		0- 1		0- 2		4- 1											
2- 2		0- 1		0- 0		AWAY		0- 0		0- 0		2- 1											
1- 3		0- 0		0- 0		NEUTRAL		0- 2		0- 0		1- 1											
3- 5		0- 0		0- 1		CONFERENCE		0- 1		0- 1		3- 2											
3- 0		0- 0		0- 0		HOME		0- 0		0- 0		3- 0											
0- 5		0- 0		0- 1		AWAY		0- 1		0- 1		0- 2											
0- 0		0- 0		0- 0		NEUTRAL		0- 0		0- 0		0- 0											
RPI	S	Opponent		Score		RPI	S	Opponent		Score		RPI	S	Opponent		Score							
19	A	Duke		0 3		43	A	Lipscomb		2 3		67	N	South Carolina		1 3		105	A	Northern Ky.		2 3	
												70	A	FGCU		2 3		109	H	Dayton		0 3	
												76	H	Coastal Caro.		2 3		120	H	Fla. Atlantic		0 3	
												87	N	Furman		1 3		176	A	Stetson		1 3	
																		180	A	Jacksonville		0 3	
																		180	H	Jacksonville		3 0	
																		183	A	Florida A&M		3 2	
																		197	A	Campbell		0 3	
																		213	H	Charlotte		2 3	
																		220	N	High Point		0 3	
																		228	H	Georgia St.		3 0	
																		239	H	Kennesaw St.		3 1	
																		265	H	USC Upstate		3 2	
																		272	H	Nicholls St.		3 1	
																		277	N	Elon		3 2	
																		292	H	UNC Asheville		3 0	
																		306	A	Bethune-Cookman		3 1	
																		306	H	Bethune-Cookman		3 0	
LAST 10 GAMES																							
180 H Jacksonville						3 0						43 A Lipscomb						2 3					
183 A Florida A&M						3 2						105 A Northern Ky.						2 3					
265 H USC Upstate						3 2						176 A Stetson						1 3					
239 H Kennesaw St.						3 1						70 A FGCU						2 3					
306 A Bethune-Cookman						3 1						180 A Jacksonville						0 3					

Non-Div. I Games:

North Florida
























Average RPI Win:	249	WON-LOST	WINNING	LAST 10	STRENGTH OF	OPP. STRENGTH	TEAM	ADJ	CONF.	ADJ CONF.	
Average RPI Loss:	125	RECORD	PCT. RANK	GAMES	SCHEDULE	OF SCHEDULE	RPI	RPI	RPI	RPI	
DIV. I ONLY	9- 12	.42857	201	5- 5	158	222	200	.46462	204	20	22
DIV. I NON-CONF.	5- 7	.41667	211	1- 0	196	179	217	.4629	215	22	22
<hr/>											
TOTALS	RPI 1-25	RPI 26-50		W-L RECORDS		RPI 51-100		RPI 101-150		RPI 150+	
9- 12	0- 0	0- 1		OVERALL		0- 5		0- 2		9- 4	
3- 3	0- 0	0- 0		HOME		0- 1		0- 0		3- 2	
3- 6	0- 0	0- 0		AWAY		0- 3		0- 2		3- 1	
3- 3	0- 0	0- 1		NEUTRAL		0- 1		0- 0		3- 1	
<hr/>											
5- 7	0- 0	0- 1		NON-CONFERENCE		0- 4		0- 0		5- 2	
1- 1	0- 0	0- 0		HOME		0- 1		0- 0		1- 0	
1- 3	0- 0	0- 0		AWAY		0- 2		0- 0		1- 1	
3- 3	0- 0	0- 1		NEUTRAL		0- 1		0- 0		3- 1	
<hr/>											
4- 5	0- 0	0- 0		CONFERENCE		0- 1		0- 2		4- 2	
2- 2	0- 0	0- 0		HOME		0- 0		0- 0		2- 2	
2- 3	0- 0	0- 0		AWAY		0- 1		0- 2		2- 0	
0- 0	0- 0	0- 0		NEUTRAL		0- 0		0- 0		0- 0	
<hr/>											
RPI S	Opponent	Score	RPI S	Opponent	Score	RPI S	Opponent	Score	RPI S	Opponent	Score
			33 N	Colorado	0 3	53 N	Northwestern	0 3	107 A	Liberty	0 3
						61 A	Appalachian St.	0 3	133 A	Radford	2 3
						76 A	Coastal Caro.	0 3	152 A	Wake Forest	1 3
						87 H	Furman	1 3	161 A	Winthrop	3 2
						100 A	Northern Ill.	1 3	174 N	Georgetown	0 3
									187 A	Hampton	3 2
									197 H	Campbell	3 0
									220 H	High Point	3 1
									234 H	Gardner-Webb	1 3
									265 H	USC Upstate	3 0
									288 N	Davidson	3 1
									292 H	UNC Asheville	2 3
									295 N	Wofford	3 1
									301 A	Charleston So.	3 1
									327 N	N.C. Central	3 0
<hr/>											
			LAST 10 GAMES								
			133 A	Radford	2 3	234 H	Gardner-Webb	1 3			
			107 A	Liberty	0 3	161 A	Winthrop	3 2			
			220 H	High Point	3 1	76 A	Coastal Caro.	0 3			
			197 H	Campbell	3 0	301 A	Charleston So.	3 1			
			292 H	UNC Asheville	2 3	265 H	USC Upstate	3 0			

Non-Div. I Games:

Presbyterian



Average RPI Win: 246		WON-LOST	WINNING	LAST 10	STRENGTH OF		OPP. STRENGTH	TEAM	ADJ	CONF.	ADJ CONF.
Average RPI Loss: 133		RECORD	PCT. RANK	GAMES	SCHEDULE		OF SCHEDULE	RPI	RPI	RPI	RPI
DIV. I ONLY		9- 12	.42857	201	1- 9		168	221	203	.46397	205
DIV. I NON-CONF.		8- 3	.72727	65	0- 0		152	289	102	.54002	107
TOTALS		RPI 1-25	RPI 26-50		W-L RECORDS		RPI 51-100		RPI 101-150		RPI 150+
9- 12	0- 0	0- 1		OVERALL		1- 3		0- 4		8- 4	
1- 5	0- 0	0- 0		HOME		0- 1		0- 2		1- 2	
3- 5	0- 0	0- 1		AWAY		0- 2		0- 1		3- 1	
5- 2	0- 0	0- 0		NEUTRAL		1- 0		0- 1		4- 1	
8- 3	0- 0	0- 0		NON-CONFERENCE		1- 0		0- 2		7- 1	
0- 1	0- 0	0- 0		HOME		0- 0		0- 1		0- 0	
3- 0	0- 0	0- 0		AWAY		0- 0		0- 0		3- 0	
5- 2	0- 0	0- 0		NEUTRAL		1- 0		0- 1		4- 1	
1- 9	0- 0	0- 1		CONFERENCE		0- 3		0- 2		1- 3	
1- 4	0- 0	0- 0		HOME		0- 1		0- 1		1- 2	
0- 5	0- 0	0- 1		AWAY		0- 2		0- 1		0- 1	
0- 0	0- 0	0- 0		NEUTRAL		0- 0		0- 0		0- 0	
RPI S	Opponent	Score	RPI S	Opponent	Score	RPI S	Opponent	Score	RPI S	Opponent	Score
			45 A	Illinois St.	2 	73 A	Missouri St.	0 	101 A	Wichita St.	0 
						78 N	UMKC	3 2	136 H	Southern Ill.	1 
						85 A	UNI	0 	137 N	Valparaiso	0 
						85 H	UNI	0 	138 H	North Dakota	0 
									166 A	Indiana St.	1 
									168 H	Loyola Chicago	2 
									200 N	Western Caro.	0 
									231 N	Central Mich.	3 2
									233 A	Omaha	3 2
									249 A	UT Martin	3 0
									259 H	Evansville	1 
									260 A	Akron	3 1
									266 N	Austin Peay	3 1
									293 N	Binghamton	3 1
									296 H	Bradley	3 1
									310 N	Bryant	3 0
LAST 10 GAMES											
			85 A	UNI	0 	101 A	Wichita St.	0 			
			45 A	Illinois St.	2 	73 A	Missouri St.	0 			
			166 A	Indiana St.	1 	85 H	UNI	0 			
			259 H	Evansville	1 	168 H	Loyola Chicago	2 			
			136 H	Southern Ill.	1 	296 H	Bradley	3 1			

Non-Div. I Games:

Drake



Average RPI Win: 241		WON-LOST	WINNING	LAST 10	STRENGTH OF		OPP. STRENGTH	TEAM	ADJ	CONF.	ADJ CONF.
Average RPI Loss: 132		RECORD	PCT. RANK	GAMES	SCHEDULE		OF SCHEDULE	RPI	RPI	RPI	RPI
DIV. I ONLY		7- 10	.41176	218	4- 6		154	208	202	.46262	206
DIV. I NON-CONF.		4- 5	.44444	202	1- 1		104	210	162	.49714	164
TOTALS		RPI 1-25	RPI 26-50		W-L RECORDS		RPI 51-100		RPI 101-150		RPI 150+
7- 10	0- 0	0- 1		OVERALL		0- 4		0- 1		7- 4	
5- 1	0- 0	0- 0		HOME		0- 1		0- 0		5- 0	
1- 6	0- 0	0- 0		AWAY		0- 2		0- 0		1- 4	
1- 3	0- 0	0- 1		NEUTRAL		0- 1		0- 1		1- 0	
4- 5	0- 0	0- 1		NON-CONFERENCE		0- 2		0- 1		4- 1	
3- 0	0- 0	0- 0		HOME		0- 0		0- 0		3- 0	
0- 2	0- 0	0- 0		AWAY		0- 1		0- 0		0- 1	
1- 3	0- 0	0- 1		NEUTRAL		0- 1		0- 1		1- 0	
3- 5	0- 0	0- 0		CONFERENCE		0- 2		0- 0		3- 3	
2- 1	0- 0	0- 0		HOME		0- 1		0- 0		2- 0	
1- 4	0- 0	0- 0		AWAY		0- 1		0- 0		1- 3	
0- 0	0- 0	0- 0		NEUTRAL		0- 0		0- 0		0- 0	
RPI S	Opponent	Score	RPI S	Opponent	Score	RPI S	Opponent	Score	RPI S	Opponent	Score
			45 N	Illinois St.	0 3	58 N	Baylor	0 3	112 N	Hofstra	0 3
						83 H	Harvard	2 3	162 A	Princeton	1 3
						91 A	George Washington	0 3	171 A	Penn	3 0
						97 A	Yale	1 3	173 A	UConn	2 3
									178 H	Dartmouth	3 1
									207 H	Fairfield	3 1
									219 A	Brown	2 3
									230 H	Stony Brook	3 0
									284 A	Cornell	2 3
									284 H	Cornell	3 1
									304 H	Bucknell	3 0
									310 N	Bryant	3 0
LAST 10 GAMES											
			284 A	Cornell	2 3	162 A	Princeton	1 3			
			97 A	Yale	1 3	171 A	Penn	3 0			
			219 A	Brown	2 3	284 H	Cornell	3 1			
			83 H	Harvard	2 3	112 N	Hofstra	0 3			
			178 H	Dartmouth	3 1	310 N	Bryant	3 0			

Non-Div. I Games:

Columbia



Average RPI Win:	258	WON-LOST	WINNING	LAST 10	STRENGTH OF	OPP. STRENGTH	TEAM	ADJ	CONF.	ADJ CONF.	
Average RPI Loss:	186	RECORD	PCT. RANK	GAMES	SCHEDULE	OF SCHEDULE	RPI	RPI	RPI	RPI	
DIV. I ONLY	12- 10	.54545	148	7- 3	206	302	189	.46204	207	28	28
DIV. I NON-CONF.	4- 6	.4	219	0- 0	187	243	227	.44915	229	30	29
<hr/>											
TOTALS	RPI 1-25	RPI 26-50		W-L RECORDS		RPI 51-100		RPI 101-150		RPI 150+	
12- 10	0- 0	0- 0		OVERALL		1- 1		1- 3		10- 6	
5- 2	0- 0	0- 0		HOME		0- 0		1- 0		4- 2	
3- 4	0- 0	0- 0		AWAY		0- 0		0- 2		3- 2	
4- 4	0- 0	0- 0		NEUTRAL		1- 1		0- 1		3- 2	
<hr/>											
4- 6	0- 0	0- 0		NON-CONFERENCE		1- 1		0- 2		3- 3	
0- 0	0- 0	0- 0		HOME		0- 0		0- 0		0- 0	
0- 2	0- 0	0- 0		AWAY		0- 0		0- 1		0- 1	
4- 4	0- 0	0- 0		NEUTRAL		1- 1		0- 1		3- 2	
<hr/>											
8- 4	0- 0	0- 0		CONFERENCE		0- 0		1- 1		7- 3	
5- 2	0- 0	0- 0		HOME		0- 0		1- 0		4- 2	
3- 2	0- 0	0- 0		AWAY		0- 0		0- 1		3- 1	
0- 0	0- 0	0- 0		NEUTRAL		0- 0		0- 0		0- 0	
<hr/>											
RPI S	Opponent	Score	RPI S	Opponent	Score	RPI S	Opponent	Score	RPI S	Opponent	Score
						76 N	Coastal Caro.	3 2	107 N	Liberty	0 3
						93 N	North Carolina St.	1 3	113 A	UNCW	0 3
									145 A	Marist	1 3
									145 H	Marist	3 1
									188 N	Eastern Wash.	1 3
									206 A	Columbia	1 3
									225 H	Manhattan	2 3
									230 N	Stony Brook	3 1
									240 H	Siena	1 3
									253 A	Rider	3 0
									253 H	Rider	3 0
									256 A	Niagara	3 1
									263 N	Central Conn. St.	0 3
									282 A	Canisius	2 3
									304 N	Bucknell	3 1
									308 A	Saint Peter's	3 1
									308 H	Saint Peter's	3 1
									309 H	Iona	3 0
			325 N	UMass Lowell	3 0						
			329 H	Quinnipiac	3 0						
			LAST 10 GAMES								
			308 H	Saint Peter's	3 1	253 A	Rider	3 0			
			253 H	Rider	3 0	145 H	Marist	3 1			
			256 A	Niagara	3 1	240 H	Siena	1 3			
			282 A	Canisius	2 3	329 H	Quinnipiac	3 0			
			308 A	Saint Peter's	3 1	145 A	Marist	1 3			

Non-Div. I Games:

Fairfield



Average RPI Win:		239	WON-LOST RECORD		WINNING PCT. RANK		LAST 10 GAMES		STRENGTH OF SCHEDULE		OPP. STRENGTH OF SCHEDULE		TEAM RPI		ADJ RPI		CONF. RPI		ADJ CONF. RPI				
DIV. I ONLY			8- 15		.34783 251		2- 8		132		99		203		.46117 208		5		5				
DIV. I NON-CONF.			7- 7		.5 162		1- 0		216		198		201		.46887 204		5		5				
TOTALS		RPI 1-25		RPI 26-50		W-L RECORDS		RPI 51-100		RPI 101-150		RPI 150+											
8- 15		0- 3		0- 2		OVERALL		1- 5		0- 2		7- 3											
3- 6		0- 3		0- 1		HOME		1- 1		0- 0		2- 1											
1- 7		0- 0		0- 1		AWAY		0- 3		0- 2		1- 1											
4- 2		0- 0		0- 0		NEUTRAL		0- 1		0- 0		4- 1											
7- 7		0- 0		0- 1		NON-CONFERENCE		0- 4		0- 0		7- 2											
2- 2		0- 0		0- 0		HOME		0- 1		0- 0		2- 1											
1- 3		0- 0		0- 1		AWAY		0- 2		0- 0		1- 0											
4- 2		0- 0		0- 0		NEUTRAL		0- 1		0- 0		4- 1											
1- 8		0- 3		0- 1		CONFERENCE		1- 1		0- 2		0- 1											
1- 4		0- 3		0- 1		HOME		1- 0		0- 0		0- 0											
0- 4		0- 0		0- 0		AWAY		0- 1		0- 2		0- 1											
0- 0		0- 0		0- 0		NEUTRAL		0- 0		0- 0		0- 0											
RPI	S	Opponent		Score		RPI	S	Opponent		Score		RPI	S	Opponent		Score		RPI	S	Opponent		Score	
10	H	Kentucky		0	3	28	A	Iowa St.		0	3	61	A	Appalachian St.		0	3	110	A	Missouri		0	3
18	H	Texas A&M		0	3	29	H	Alabama		1	3	62	H	Ole Miss		3	0	124	A	Georgia		0	3
25	H	LSU		0	3							65	A	Arkansas		0	3	179	N	Cleveland St.		3	1
												72	H	Memphis		1	3	233	N	Omaha		0	3
												76	A	Coastal Caro.		1	3	239	N	Kennesaw St.		3	1
												100	N	Northern Ill.		0	3	247	A	Mississippi St.		2	3
																		259	A	Evansville		3	1
																		266	H	Austin Peay		0	3
																		270	H	Montana St.		3	0
																		287	N	Tennessee Tech		3	0
																		289	H	Mercer		3	2
																		323	N	Loyola Maryland		3	1
						LAST 10 GAMES																	
						62	H	Ole Miss		3	0	29	H	Alabama		1	3						
						124	A	Georgia		0	3	18	H	Texas A&M		0	3						
						247	A	Mississippi St.		2	3	110	A	Missouri		0	3						
						25	H	LSU		0	3	65	A	Arkansas		0	3						
						10	H	Kentucky		0	3	270	H	Montana St.		3	0						

Non-Div. I Games:

Tennessee



Average RPI Win:		268	WON-LOST RECORD		WINNING PCT. RANK		LAST 10 GAMES		STRENGTH OF SCHEDULE		OPP. STRENGTH OF SCHEDULE		TEAM RPI		ADJ RPI		CONF. RPI		ADJ CONF. RPI	
DIV. I ONLY			9- 15		.375 240		4- 6		151		163		213		.4592 209		24		24	
DIV. I NON-CONF.			5- 11		.3125 254		0- 2		111		103		212		.46481 209		23		24	
TOTALS		RPI 1-25		RPI 26-50		W-L RECORDS		RPI 51-100		RPI 101-150		RPI 150+								
9- 15		0- 3		0- 2		OVERALL		0- 3		0- 3		9- 4								
5- 4		0- 0		0- 0		HOME		0- 0		0- 2		5- 2								
1- 7		0- 2		0- 0		AWAY		0- 2		0- 1		1- 2								
3- 4		0- 1		0- 2		NEUTRAL		0- 1		0- 0		3- 0								
5- 11		0- 3		0- 2		NON-CONFERENCE		0- 2		0- 2		5- 2								
2- 2		0- 0		0- 0		HOME		0- 0		0- 1		2- 1								
0- 5		0- 2		0- 0		AWAY		0- 1		0- 1		0- 1								
3- 4		0- 1		0- 2		NEUTRAL		0- 1		0- 0		3- 0								
4- 4		0- 0		0- 0		CONFERENCE		0- 1		0- 1		4- 2								
3- 2		0- 0		0- 0		HOME		0- 0		0- 1		3- 1								
1- 2		0- 0		0- 0		AWAY		0- 1		0- 0		1- 1								
0- 0		0- 0		0- 0		NEUTRAL		0- 0		0- 0		0- 0								
RPI	S	Opponent		Score		RPI	S	Opponent		Score		RPI	S	Opponent		Score				
3	N	Washington		0	3	40	N	Creighton		0	3	55	A	Utah		0	3			
22	A	Kansas		0	3	43	N	Lipscomb		1	3	56	N	Wyoming		0	3			
23	A	BYU		0	3							78	A	UMKC		1	3			
														128 H Idaho St.		0	3			
														134 H New Mexico St.		2	3			
														146 A North Texas		1	3			
														154 A Seattle		1	3			
														154 H Seattle		3	2			
														222 A Southern Utah		2	3			
														242 H Bakersfield		2	3			
														243 H Portland		3	2			
														246 N UMBC		3	0			
														248 H Grand Canyon		3	1			
														276 H Weber St.		1	3			
														283 H UC Riverside		3	2			
														299 N Abilene Christian		3	1			
														300 H Tex.-Pan American		3	0			
														314 N Jackson St.		3	0			
														322 A Chicago St.		3	0			
						LAST 10 GAMES														
						154 A Seattle	1	3	322 A Chicago St.	3	0									
						222 A Southern Utah	2	3	78 A UMKC	1	3									
						242 H Bakersfield	2	3	300 H Tex.-Pan American	3	0									
						248 H Grand Canyon	3	1	134 H New Mexico St.	2	3									
						276 H Weber St.	1	3	154 H Seattle	3	2									

Non-Div. I Games:

Utah Valley



Average RPI Win: 268		WON-LOST	WINNING	LAST 10	STRENGTH OF		OPP. STRENGTH	TEAM	ADJ		CONF.	ADJ CONF.							
Average RPI Loss: 140		RECORD	PCT. RANK	GAMES	SCHEDULE		OF SCHEDULE	RPI	RPI		RPI	RPI							
DIV. I ONLY		13- 9	.59091	127	7- 3		304	211	219	.45898	210	26							
DIV. I NON-CONF.		7- 6	.53846	147	1- 0		291	168	216	.46304	214	25							
<hr/>																			
TOTALS		RPI 1-25	RPI 26-50		W-L RECORDS		RPI 51-100		RPI 101-150		RPI 150+								
13- 9		0- 1	0- 0		OVERALL		0- 1		0- 5		13- 2								
7- 0		0- 0	0- 0		HOME		0- 0		0- 0		7- 0								
3- 6		0- 0	0- 0		AWAY		0- 1		0- 4		3- 1								
3- 3		0- 1	0- 0		NEUTRAL		0- 0		0- 1		3- 1								
7- 6		0- 1	0- 0		NON-CONFERENCE		0- 1		0- 3		7- 1								
4- 0		0- 0	0- 0		HOME		0- 0		0- 0		4- 0								
0- 3		0- 0	0- 0		AWAY		0- 1		0- 2		0- 0								
3- 3		0- 1	0- 0		NEUTRAL		0- 0		0- 1		3- 1								
6- 3		0- 0	0- 0		CONFERENCE		0- 0		0- 2		6- 1								
3- 0		0- 0	0- 0		HOME		0- 0		0- 0		3- 0								
3- 3		0- 0	0- 0		AWAY		0- 0		0- 2		3- 1								
0- 0		0- 0	0- 0		NEUTRAL		0- 0		0- 0		0- 0								
RPI	S	Opponent		Score		RPI	S	Opponent		Score		RPI	S	Opponent		Score			
22	N	Kansas		0 3								86	A	Denver		0 3			
												108	A	Central Ark.		2 3			
												127	A	TCU		1 3			
												131	N	La.-Lafayette		0 3			
												142	A	Stephen F. Austin		2 3			
												148	A	Houston		2 3			
												181	N	Oral Roberts		3 2			
												220	N	High Point		2 3			
												242	H	Bakersfield		3 0			
												247	H	Mississippi St.		3 1			
												254	H	Incarnate Word		3 0			
												255	A	Northwestern St.		3 2			
												269	A	McNeese St.		3 0			
												272	A	Nicholls St.		3 1			
												273	H	La.-Monroe		3 0			
												278	A	Lamar		2 3			
												278	H	Lamar		3 1			
												296	N	Bradley		3 1			
												299	H	Abilene Christian		3 0			
												300	H	Tex.-Pan American		3 2			
												324	N	Ark.-Pine Bluff		3 0			
<hr/>																			
LAST 10 GAMES																			
255 A Northwestern St.						3		2		254 H Incarnate Word						3		0	
142 A Stephen F. Austin						2		3		269 A McNeese St.						3		0	
108 A Central Ark.						2		3		272 A Nicholls St.						3		1	
278 H Lamar						3		1		278 A Lamar						2		3	
299 H Abilene Christian						3		0		324 N Ark.-Pine Bluff						3		0	

Non-Div. I Games:

Sam Houston St.



Average RPI Win: 247		WON-LOST RECORD		WINNING PCT. RANK		LAST 10 GAMES		STRENGTH OF SCHEDULE		OPP. STRENGTH OF SCHEDULE		TEAM RPI		ADJ RPI		CONF. RPI		ADJ CONF. RPI					
DIV. I ONLY		6- 18		.25 280		1- 9		75		153		224		.45801 211		10		10					
DIV. I NON-CONF.		5- 9		.35714 239		0- 0		74		180		171		.49264 169		10		10					
TOTALS		RPI 1-25		RPI 26-50		W-L RECORDS		RPI 51-100		RPI 101-150		RPI 150+											
6- 18		0- 1		0- 3		OVERALL		0- 5		1- 7		5- 2											
1- 3		0- 0		0- 0		HOME		0- 1		0- 1		1- 1											
1- 10		0- 1		0- 0		AWAY		0- 4		0- 4		1- 1											
4- 5		0- 0		0- 3		NEUTRAL		0- 0		1- 2		3- 0											
5- 9		0- 0		0- 3		NON-CONFERENCE		0- 2		1- 3		4- 1											
0- 0		0- 0		0- 0		HOME		0- 0		0- 0		0- 0											
1- 4		0- 0		0- 0		AWAY		0- 2		0- 1		1- 1											
4- 5		0- 0		0- 3		NEUTRAL		0- 0		1- 2		3- 0											
1- 9		0- 1		0- 0		CONFERENCE		0- 3		0- 4		1- 1											
1- 3		0- 0		0- 0		HOME		0- 1		0- 1		1- 1											
0- 6		0- 1		0- 0		AWAY		0- 2		0- 3		0- 0											
0- 0		0- 0		0- 0		NEUTRAL		0- 0		0- 0		0- 0											
RPI	S	Opponent		Score		RPI	S	Opponent		Score		RPI	S	Opponent		Score							
14	A	Colorado St.		0 3		35	N	Oregon St.		0 3		56	A	Wyoming		0 3		114	N	UC Santa Barbara		1 3	
						36	N	Long Beach St.		0 3		60	A	LIU Brooklyn		1 3		117	A	Boise St.		0 3	
						37	N	Loyola Marymount		1 3		63	A	UNLV		0 3		121	A	Utah St.		0 3	
												63	H	UNLV		1 3		131	N	La.-Lafayette		1 3	
												80	A	Rice		0 3		135	A	San Diego St.		1 3	
																		135	H	San Diego St.		1 3	
																		140	A	St. John's (NY)		1 3	
																		147	N	UC Davis		3 2	
																		178	N	Dartmouth		3 0	
																		238	N	New Hampshire		3 1	
																		242	A	Bakersfield		0 3	
																		251	H	Nevada		2 3	
																		286	A	Sacramento St.		3 2	
																		313	H	San Jose St.		3 0	
																		321	N	St. Francis Brooklyn		3 0	
						LAST 10 GAMES																	
						63	H	UNLV		1 3		56	A	Wyoming		0 3							
						135	H	San Diego St.		1 3		313	H	San Jose St.		3 0							
						117	A	Boise St.		0 3		251	H	Nevada		2 3							
						121	A	Utah St.		0 3		135	A	San Diego St.		1 3							
						14	A	Colorado St.		0 3		63	A	UNLV		0 3							

Non-Div. I Games:

Fresno St.



Average RPI Win: 237		WON-LOST RECORD		WINNING PCT. RANK		LAST 10 GAMES		STRENGTH OF SCHEDULE		OPP. STRENGTH OF SCHEDULE		TEAM RPI		ADJ RPI		CONF. RPI		ADJ CONF. RPI	
DIV. I ONLY		11- 13		.45833 186		5- 5		210		196		205		.45748 212		10		10	
DIV. I NON-CONF.		6- 8		.42857 207		0- 0		208		201		221		.44638 235		10		10	
TOTALS		RPI 1-25		RPI 26-50		W-L RECORDS		RPI 51-100		RPI 101-150		RPI 150+							
11- 13		0- 1		0- 0		OVERALL		0- 5		2- 3		9- 4							
7- 7		0- 1		0- 0		HOME		0- 3		2- 1		5- 2							
2- 4		0- 0		0- 0		AWAY		0- 2		0- 2		2- 0							
2- 2		0- 0		0- 0		NEUTRAL		0- 0		0- 0		2- 2							
6- 8		0- 0		0- 0		NON-CONFERENCE		0- 3		1- 1		5- 4							
4- 4		0- 0		0- 0		HOME		0- 2		1- 0		3- 2							
0- 2		0- 0		0- 0		AWAY		0- 1		0- 1		0- 0							
2- 2		0- 0		0- 0		NEUTRAL		0- 0		0- 0		2- 2							
5- 5		0- 1		0- 0		CONFERENCE		0- 2		1- 2		4- 0							
3- 3		0- 1		0- 0		HOME		0- 1		1- 1		2- 0							
2- 2		0- 0		0- 0		AWAY		0- 1		0- 1		2- 0							
0- 0		0- 0		0- 0		NEUTRAL		0- 0		0- 0		0- 0							
RPI	S	Opponent		Score	RPI	S	Opponent		Score	RPI	S	Opponent		Score					
14	H	Colorado St.		0 3						56	H	Wyoming		1 3					
										63	A	UNLV		1 3					
										79	A	Texas Tech		1 3					
										86	H	Denver		0 3					
										95	H	California		2 3					
										117	H	Boise St.		3 1					
										119	A	Saint Louis		1 3					
										121	H	Utah St.		2 3					
										135	A	San Diego St.		0 3					
										145	H	Marist		3 0					
										161	H	Winthrop		3 0					
										170	H	Rutgers		1 3					
										202	H	Houston Baptist		3 0					
										232	H	SIUE		2 3					
										233	N	Omaha		2 3					
										251	A	Nevada		3 2					
										251	H	Nevada		3 1					
										276	H	Weber St.		3 1					
										276	N	Weber St.		1 3					
										282	N	Canisius		3 0					
										299	N	Abilene Christian		3 0					
										313	A	San Jose St.		3 1					
										313	H	San Jose St.		3 1					
LAST 10 GAMES																			
					251	H	Nevada		3 1	63	A	UNLV		1 3					
					313	H	San Jose St.		3 1	121	H	Utah St.		2 3					
					14	H	Colorado St.		0 3	117	H	Boise St.		3 1					
					56	H	Wyoming		1 3	313	A	San Jose St.		3 1					
					135	A	San Diego St.		0 3	251	A	Nevada		3 2					

Non-Div. I Games:

Air Force



Average RPI Win: 209		WON-LOST RECORD		WINNING PCT. RANK		LAST 10 GAMES		STRENGTH OF SCHEDULE		OPP. STRENGTH OF SCHEDULE		TEAM RPI		ADJ RPI		CONF. RPI		ADJ CONF. RPI	
DIV. I ONLY		13- 15		.46429 184		2- 8		159		227		185		.45609 213		15		15	
DIV. I NON-CONF.		11- 6		.64706 104		0- 0		185		254		131		.50644 147		14		13	
TOTALS		RPI 1-25		RPI 26-50		W-L RECORDS		RPI 51-100		RPI 101-150		RPI 150+							
13- 15		0- 0		0- 1		OVERALL		0- 3		3- 1		10- 10							
4- 7		0- 0		0- 0		HOME		0- 1		0- 1		4- 5							
3- 8		0- 0		0- 1		AWAY		0- 2		1- 0		2- 5							
6- 0		0- 0		0- 0		NEUTRAL		0- 0		2- 0		4- 0							
11- 6		0- 0		0- 0		NON-CONFERENCE		0- 1		2- 0		9- 5							
3- 2		0- 0		0- 0		HOME		0- 0		0- 0		3- 2							
2- 4		0- 0		0- 0		AWAY		0- 1		0- 0		2- 3							
6- 0		0- 0		0- 0		NEUTRAL		0- 0		2- 0		4- 0							
2- 9		0- 0		0- 1		CONFERENCE		0- 2		1- 1		1- 5							
1- 5		0- 0		0- 0		HOME		0- 1		0- 1		1- 3							
1- 4		0- 0		0- 1		AWAY		0- 1		1- 0		0- 2							
0- 0		0- 0		0- 0		NEUTRAL		0- 0		0- 0		0- 0							
RPI S	Opponent	Score		RPI S	Opponent	Score		RPI S	Opponent	Score		RPI S	Opponent	Score					
				38 A	Western Ky.	0	3	80 A	Rice	0	3	109 N	Dayton	3	1				
								89 H	UTSA	2	3	113 N	UNCW	3	1				
								90 A	Temple	1	3	120 H	Fla. Atlantic	1	3				
												146 A	North Texas	3	1				
												161 H	Winthrop	2	3				
												162 N	Princeton	3	1				
												163 A	Southern Miss.	1	3				
												175 H	UNC Greensboro	3	0				
												177 A	Marshall	2	3				
												177 H	Marshall	2	3				
												180 A	Jacksonville	1	3				
												200 A	Western Caro.	2	3				
												203 A	North Florida	3	2				
												217 H	East Tenn. St.	3	1				
												220 N	High Point	3	1				
												234 A	Gardner-Webb	2	3				
												236 H	FIU	0	3				
												241 H	UAB	3	0				
												257 H	Louisiana Tech	1	3				
												272 N	Nicholls St.	3	2				
												281 N	Holy Cross	3	0				
												285 H	Morgan St.	3	1				
												286 H	Sacramento St.	1	3				
												288 A	Davidson	3	1				
				LAST 10 GAMES															
				89 H	UTSA	2	3	236 H	FIU	0	3	286 H	Sacramento St.	1	3				
				257 H	Louisiana Tech	1	3	38 A	Western Ky.	0	3	288 A	Davidson	3	1				
				177 A	Marshall	2	3	80 A	Rice	0	3								
				146 A	North Texas	3	1	163 A	Southern Miss.	1	3								
				120 H	Fla. Atlantic	1	3	241 H	UAB	3	0								

Non-Div. I Games:

Charlotte



Average RPI Win: 207		WON-LOST	WINNING	LAST 10	STRENGTH OF		OPP. STRENGTH	TEAM	ADJ	CONF.	ADJ CONF.		
Average RPI Loss: 111		RECORD	PCT. RANK	GAMES	SCHEDULE		OF SCHEDULE	RPI	RPI	RPI	RPI		
DIV. I ONLY		7- 17	.29167 269	3- 7	99		115	215	.45592 214	15	15		
DIV. I NON-CONF.		4- 10	.28571 265	0- 1	70		68	180	.48551 183	14	13		
<hr/>													
TOTALS		RPI 1-25	RPI 26-50		W-L RECORDS		RPI 51-100		RPI 101-150		RPI 150+		
7- 17		0- 2	0- 2		OVERALL		1- 5		0- 3		6- 5		
3- 6		0- 1	0- 0		HOME		0- 3		0- 1		3- 1		
2- 7		0- 1	0- 0		AWAY		0- 2		0- 1		2- 3		
2- 4		0- 0	0- 2		NEUTRAL		1- 0		0- 1		1- 1		
4- 10		0- 2	0- 2		NON-CONFERENCE		1- 2		0- 2		3- 2		
1- 3		0- 1	0- 0		HOME		0- 1		0- 1		1- 0		
1- 3		0- 1	0- 0		AWAY		0- 1		0- 0		1- 1		
2- 4		0- 0	0- 2		NEUTRAL		1- 0		0- 1		1- 1		
3- 7		0- 0	0- 0		CONFERENCE		0- 3		0- 1		3- 3		
2- 3		0- 0	0- 0		HOME		0- 2		0- 0		2- 1		
1- 4		0- 0	0- 0		AWAY		0- 1		0- 1		1- 2		
0- 0		0- 0	0- 0		NEUTRAL		0- 0		0- 0		0- 0		
RPI S	Opponent	Score		RPI S	Opponent	Score		RPI S	Opponent	Score			
9 H	Illinois	0	3	26 N	UCF	1	3	65 N	Arkansas	3	2		
16 A	Kansas St.	0	3	50 N	Pittsburgh	0	3	69 A	Seton Hall	2	3		
								80 A	Rice	1	3		
								80 H	Rice	0	3		
								89 H	UTSA	0	3		
								96 H	Virginia Tech	0	3		
								109 N	Dayton	0	3		
								120 A	Fla. Atlantic	0	3		
								136 H	Southern Ill.	1	3		
								163 H	Southern Miss.	3	1		
								172 H	Belmont	3	2		
								177 A	Marshall	2	3		
								178 N	Dartmouth	2	3		
								199 H	UTEP	1	3		
								217 A	East Tenn. St.	1	3		
								236 A	FIU	3	2		
								241 A	UAB	0	3		
								257 H	Louisiana Tech	3	2		
								258 A	Bowling Green	3	2		
								298 N	Fordham	3	0		
<hr/>													
				LAST 10 GAMES									
80 A Rice				1	3	80 H Rice						0	3
120 A Fla. Atlantic				0	3	217 A East Tenn. St.						1	3
236 A FIU				3	2	257 H Louisiana Tech						3	2
241 A UAB				0	3	89 H UTSA						0	3
199 H UTEP				1	3	163 H Southern Miss.						3	1

Non-Div. I Games:

Middle Tenn.



Average RPI Win: 287		WON-LOST RECORD	WINNING PCT. RANK		LAST 10 GAMES		STRENGTH OF SCHEDULE		OPP. STRENGTH OF SCHEDULE		TEAM RPI	ADJ RPI	CONF. RPI	ADJ CONF. RPI	
Average RPI Loss: 142															
DIV. I ONLY		11- 13	.45833	186	6- 4		190		287		216	.45534	215	27	27
DIV. I NON-CONF.		5- 8	.38462	231	1- 0		94		273		185	.48704	177	27	27
<hr/>															
TOTALS		RPI 1-25		RPI 26-50		W-L RECORDS		RPI 51-100		RPI 101-150		RPI 150+			
11- 13		0- 0		0- 2		OVERALL		0- 1		0- 6		11- 4			
5- 5		0- 0		0- 1		HOME		0- 1		0- 1		5- 2			
4- 5		0- 0		0- 1		AWAY		0- 0		0- 2		4- 2			
2- 3		0- 0		0- 0		NEUTRAL		0- 0		0- 3		2- 0			
5- 8		0- 0		0- 2		NON-CONFERENCE		0- 0		0- 6		5- 0			
2- 2		0- 0		0- 1		HOME		0- 0		0- 1		2- 0			
1- 3		0- 0		0- 1		AWAY		0- 0		0- 2		1- 0			
2- 3		0- 0		0- 0		NEUTRAL		0- 0		0- 3		2- 0			
6- 5		0- 0		0- 0		CONFERENCE		0- 1		0- 0		6- 4			
3- 3		0- 0		0- 0		HOME		0- 1		0- 0		3- 2			
3- 2		0- 0		0- 0		AWAY		0- 0		0- 0		3- 2			
0- 0		0- 0		0- 0		NEUTRAL		0- 0		0- 0		0- 0			
RPI	S	Opponent	Score	RPI	S	Opponent	Score	RPI	S	Opponent	Score	RPI	S	Opponent	Score
				36	A	Long Beach St.	0 3	74	H	American	2 3	102	N	Towson	0 3
				49	H	Santa Clara	0 3					106	A	UC Irvine	1 3
												111	N	San Francisco	0 3
												140	N	St. John's (NY)	1 3
												143	H	Oakland	2 3
												145	A	Marist	0 3
												197	N	Campbell	3 2
												201	H	Colgate	3 0
												216	A	Lehigh	0 3
												216	H	Lehigh	1 3
												229	A	Navy	0 3
												281	A	Holy Cross	3 1
												281	H	Holy Cross	1 3
												293	H	Binghamton	3 1
												304	A	Bucknell	3 1
												304	H	Bucknell	3 2
												307	A	Lafayette	3 2
												310	A	Bryant	3 1
												317	H	NJIT	3 0
												323	H	Loyola Maryland	3 0
												325	N	UMass Lowell	3 0
				LAST 10 GAMES											
				304	H	Bucknell	3 2	229	A	Navy	0 3				
				216	H	Lehigh	1 3	74	H	American	2 3				
				281	A	Holy Cross	3 1	323	H	Loyola Maryland	3 0				
				317	H	NJIT	3 0	201	H	Colgate	3 0				
				307	A	Lafayette	3 2	216	A	Lehigh	0 3				

Non-Div. I Games:

Army



L  
e  
h  
i  
g  
h

Lehigh



Average RPI Win: 229		WON-LOST	WINNING	LAST 10	STRENGTH OF		OPP. STRENGTH	TEAM	ADJ	CONF.	ADJ CONF.
Average RPI Loss: 140		RECORD	PCT. RANK	GAMES	SCHEDULE		OF SCHEDULE	RPI	RPI	RPI	RPI
DIV. I ONLY		11- 14	.44	193	7- 3		196	169	207	.45434	217
DIV. I NON-CONF.		6- 10	.375	235	2- 0		221	106	240	.43716	244
TOTALS		RPI 1-25	RPI 26-50		W-L RECORDS		RPI 51-100		RPI 101-150		RPI 150+
11- 14	0- 0	0- 1		OVERALL		0- 5		2- 3		9- 5	
6- 1	0- 0	0- 0		HOME		0- 1		1- 0		5- 0	
2- 7	0- 0	0- 1		AWAY		0- 2		0- 1		2- 3	
3- 6	0- 0	0- 0		NEUTRAL		0- 2		1- 2		2- 2	
6- 10	0- 0	0- 1		NON-CONFERENCE		0- 3		2- 2		4- 4	
2- 0	0- 0	0- 0		HOME		0- 0		1- 0		1- 0	
1- 4	0- 0	0- 1		AWAY		0- 1		0- 0		1- 2	
3- 6	0- 0	0- 0		NEUTRAL		0- 2		1- 2		2- 2	
5- 4	0- 0	0- 0		CONFERENCE		0- 2		0- 1		5- 1	
4- 1	0- 0	0- 0		HOME		0- 1		0- 0		4- 0	
1- 3	0- 0	0- 0		AWAY		0- 1		0- 1		1- 1	
0- 0	0- 0	0- 0		NEUTRAL		0- 0		0- 0		0- 0	
RPI S	Opponent	Score	RPI S	Opponent	Score	RPI S	Opponent	Score	RPI S	Opponent	Score
			43 A	Lipscomb	1 3	55 N	Utah	0 3	103 N	Georgia Tech	3 2
						57 N	Virginia	1 3	118 A	Samford	2 3
						81 A	VCU	0 3	122 N	Ball St.	1 3
						87 A	Furman	0 3	130 N	Maryland	1 3
						87 H	Furman	0 3	133 H	Radford	3 2
									175 H	UNC Greensboro	3 1
									200 A	Western Caro.	2 3
									213 A	Charlotte	1 3
									214 H	Middle Tenn.	3 1
									216 N	Lehigh	3 0
									227 N	William & Mary	2 3
									235 A	Chattanooga	3 1
									252 A	Tennessee St.	1 3
									264 A	George Mason	3 0
									285 N	Morgan St.	3 0
									286 N	Sacramento St.	1 3
									289 H	Mercer	3 1
									295 H	Wofford	3 0
									312 H	Citadel	3 0
			LAST 10 GAMES								
			118 A	Samford	2 3	87 A	Furman	0 3			
			312 H	Citadel	3 0	214 H	Middle Tenn.	3 1			
			289 H	Mercer	3 1	175 H	UNC Greensboro	3 1			
			295 H	Wofford	3 0	133 H	Radford	3 2			
			200 A	Western Caro.	2 3	235 A	Chattanooga	3 1			

Non-Div. I Games:

East Tenn. St.



Average RPI Win: 154		WON-LOST RECORD		WINNING PCT. RANK		LAST 10 GAMES		STRENGTH OF SCHEDULE		OPP. STRENGTH OF SCHEDULE		TEAM RPI		ADJ RPI		CONF. RPI		ADJ CONF. RPI					
DIV. I ONLY		3- 17		.15 312		1- 9		40		129		222		.45407 218		17		17					
DIV. I NON-CONF.		2- 9		.18182 291		0- 1		14		63		145		.51221 142		13		14					
TOTALS		RPI 1-25		RPI 26-50		W-L RECORDS		RPI 51-100		RPI 101-150		RPI 150+											
3- 17		0- 2		0- 2		OVERALL		1- 5		1- 3		1- 5											
1- 6		0- 2		0- 0		HOME		0- 1		1- 1		0- 2											
1- 7		0- 0		0- 1		AWAY		0- 2		0- 2		1- 2											
1- 4		0- 0		0- 1		NEUTRAL		1- 2		0- 0		0- 1											
2- 9		0- 2		0- 2		NON-CONFERENCE		1- 4		0- 0		1- 1											
0- 3		0- 2		0- 0		HOME		0- 1		0- 0		0- 0											
1- 2		0- 0		0- 1		AWAY		0- 1		0- 0		1- 0											
1- 4		0- 0		0- 1		NEUTRAL		1- 2		0- 0		0- 1											
1- 8		0- 0		0- 0		CONFERENCE		0- 1		1- 3		0- 4											
1- 3		0- 0		0- 0		HOME		0- 0		1- 1		0- 2											
0- 5		0- 0		0- 0		AWAY		0- 1		0- 2		0- 2											
0- 0		0- 0		0- 0		NEUTRAL		0- 0		0- 0		0- 0											
RPI	S	Opponent		Score		RPI	S	Opponent		Score		RPI	S	Opponent		Score							
16	H	Kansas St.		0	3	27	A	Marquette		1	3	53	A	Northwestern		0	3	137	A	Valparaiso	0	3	
17	H	Arizona		0	3	44	N	Ohio		0	3	66	N	Butler		1	3	137	H	Valparaiso	0	3	
												80	N	Rice		0	3	141	A	Youngstown St.		2	3
												84	H	South Dakota		0	3	143	H	Oakland		3	1
												89	N	UTSA		3	2	177	N	Marshall		1	3
												94	A	Milwaukee		1	3	179	A	Cleveland St.		0	3
																		194	A	Ill.-Chicago		0	3
																		194	H	Ill.-Chicago		0	3
																		231	A	Central Mich.		3	2
																		275	H	Wright St.		2	3

Non-Div. I Games:

Green Bay



Average RPI Win: 238		WON-LOST RECORD		WINNING PCT. RANK		LAST 10 GAMES		STRENGTH OF SCHEDULE		OPP. STRENGTH OF SCHEDULE		TEAM RPI		ADJ RPI		CONF. RPI		ADJ CONF. RPI	
DIV. I ONLY		8- 12		.4 224		5- 5		185		181		221		.45182 219		18		18	
DIV. I NON-CONF.		5- 7		.41667 211		2- 0		217		184		233		.45048 227		18		18	
TOTALS		RPI 1-25		RPI 26-50		W-L RECORDS		RPI 51-100		RPI 101-150		RPI 150+							
8- 12		0- 1		0- 0		OVERALL		1- 3		0- 3		7- 5							
6- 2		0- 0		0- 0		HOME		0- 1		0- 1		6- 0							
1- 7		0- 1		0- 0		AWAY		1- 1		0- 1		0- 4							
1- 3		0- 0		0- 0		NEUTRAL		0- 1		0- 1		1- 1							
5- 7		0- 1		0- 0		NON-CONFERENCE		0- 1		0- 3		5- 2							
4- 1		0- 0		0- 0		HOME		0- 0		0- 1		4- 0							
0- 3		0- 1		0- 0		AWAY		0- 0		0- 1		0- 1							
1- 3		0- 0		0- 0		NEUTRAL		0- 1		0- 1		1- 1							
3- 5		0- 0		0- 0		CONFERENCE		1- 2		0- 0		2- 3							
2- 1		0- 0		0- 0		HOME		0- 1		0- 0		2- 0							
1- 4		0- 0		0- 0		AWAY		1- 1		0- 0		0- 3							
0- 0		0- 0		0- 0		NEUTRAL		0- 0		0- 0		0- 0							
RPI	S	Opponent		Score		RPI	S	Opponent		Score		RPI	S	Opponent		Score			
24	A	San Diego		0 3								107	H	Liberty		1 3			
								53 N Northwestern		0 3				134 N New Mexico St.		0 3			
								83 A Harvard		3 0				135 A San Diego St.		1 3			
								97 A Yale		0 3				153 N Rhode Island		3 1			
								97 H Yale		0 3				162 A Princeton		2 3			
														171 A Penn		2 3			
														178 A Dartmouth		2 3			
														193 N Cal St. Fullerton		0 3			
														206 H Columbia		3 2			
														238 A New Hampshire		1 3			
														263 H Central Conn. St.		3 1			
														281 H Holy Cross		3 0			
														284 H Cornell		3 2			
														305 H Providence		3 0			
														325 H UMass Lowell		3 0			
						LAST 10 GAMES													
						97	A	Yale		0 3		83	A	Harvard		3 0			
						284	H	Cornell		3 2		178	A	Dartmouth		2 3			
						206	H	Columbia		3 2		281	H	Holy Cross		3 0			
						171	A	Penn		2 3		97	H	Yale		0 3			
						162	A	Princeton		2 3		153	N	Rhode Island		3 1			

Non-Div. I Games:

Brown



Average RPI Win: 219		WON-LOST	WINNING	LAST 10	STRENGTH OF		OPP. STRENGTH	TEAM	ADJ	CONF.	ADJ CONF.
Average RPI Loss: 158		RECORD	PCT. RANK	GAMES	SCHEDULE		OF SCHEDULE	RPI	RPI	RPI	RPI
DIV. I ONLY		8- 13	.38095	237	3- 7		133	229	211	.44918	220
DIV. I NON-CONF.		6- 7	.46154	183	1- 1		195	202	203	.46306	213
TOTALS		RPI 1-25	RPI 26-50		W-L RECORDS		RPI 51-100		RPI 101-150		RPI 150+
8- 13	0- 1	0- 0		OVERALL		1- 1		0- 4		7- 7	
2- 4	0- 0	0- 0		HOME		0- 1		0- 0		2- 3	
2- 7	0- 1	0- 0		AWAY		0- 0		0- 3		2- 3	
4- 2	0- 0	0- 0		NEUTRAL		1- 0		0- 1		3- 1	
6- 7	0- 1	0- 0		NON-CONFERENCE		1- 0		0- 2		5- 4	
1- 2	0- 0	0- 0		HOME		0- 0		0- 0		1- 2	
1- 3	0- 1	0- 0		AWAY		0- 0		0- 1		1- 1	
4- 2	0- 0	0- 0		NEUTRAL		1- 0		0- 1		3- 1	
2- 6	0- 0	0- 0		CONFERENCE		0- 1		0- 2		2- 3	
1- 2	0- 0	0- 0		HOME		0- 1		0- 0		1- 1	
1- 4	0- 0	0- 0		AWAY		0- 0		0- 2		1- 2	
0- 0	0- 0	0- 0		NEUTRAL		0- 0		0- 0		0- 0	
RPI S	Opponent	Score		RPI S	Opponent	Score		RPI S	Opponent	Score	
19 A	Duke	1	3					76 H	Coastal Caro.	1	3
								87 N	Furman	3	2
								107 A	Liberty	2	3
								113 N	UNCW	0	3
								127 A	TCU	0	3
								133 A	Radford	2	3
								161 A	Winthrop	3	0
								175 H	UNC Greensboro	3	0
								188 H	Eastern Wash.	2	3
								197 A	Campbell	1	3
								197 H	Campbell	2	3
								200 H	Western Caro.	2	3
								203 N	North Florida	3	0
								204 A	Presbyterian	1	3
								210 N	Sam Houston St.	3	2
								213 N	Charlotte	1	3
								277 A	Elon	2	3
								288 A	Davidson	3	1
								301 H	Charleston So.	3	0
								324 N	Ark.-Pine Bluff	3	0
LAST 10 GAMES											
				197 H	Campbell	2	3	301 H	Charleston So.	3	0
				204 A	Presbyterian	1	3	76 H	Coastal Caro.	1	3
				161 A	Winthrop	3	0	197 A	Campbell	1	3
				107 A	Liberty	2	3	210 N	Sam Houston St.	3	2
				133 A	Radford	2	3	127 A	TCU	0	3

Non-Div. I Games:

High Point



**I  
P  
F  
W**

IPFW



Average RPI Win:	263	WON-LOST RECORD	WINNING PCT. RANK	LAST 10 GAMES	STRENGTH OF SCHEDULE	OPP. STRENGTH OF SCHEDULE	TEAM RPI	ADJ RPI	CONF. RPI	ADJ CONF. RPI	
Average RPI Loss:	155										
DIV. I ONLY	12- 10	.54545	148	4- 6	291	264	229	.44682	222	22	21
DIV. I NON-CONF.	8- 4	.66667	91	1- 0	298	305	196	.47594	196	19	19
<hr/>											
TOTALS	RPI 1-25	RPI 26-50		W-L RECORDS	RPI 51-100		RPI 101-150		RPI 150+		
12- 10	0- 0	0- 0		OVERALL	0- 3		0- 3		12- 4		
6- 3	0- 0	0- 0		HOME	0- 0		0- 1		6- 2		
4- 5	0- 0	0- 0		AWAY	0- 2		0- 2		4- 1		
2- 2	0- 0	0- 0		NEUTRAL	0- 1		0- 0		2- 1		
<hr/>											
8- 4	0- 0	0- 0		NON-CONFERENCE	0- 2		0- 0		8- 2		
4- 0	0- 0	0- 0		HOME	0- 0		0- 0		4- 0		
2- 2	0- 0	0- 0		AWAY	0- 1		0- 0		2- 1		
2- 2	0- 0	0- 0		NEUTRAL	0- 1		0- 0		2- 1		
<hr/>											
4- 6	0- 0	0- 0		CONFERENCE	0- 1		0- 3		4- 2		
2- 3	0- 0	0- 0		HOME	0- 0		0- 1		2- 2		
2- 3	0- 0	0- 0		AWAY	0- 1		0- 2		2- 0		
0- 0	0- 0	0- 0		NEUTRAL	0- 0		0- 0		0- 0		
<hr/>											
RPI S	Opponent	Score	RPI S	Opponent	Score	RPI S	Opponent	Score	RPI S	Opponent	Score
						63 A	UNLV	0 3	116 H	Northern Ariz.	1 3
						92 N	Arkansas St.	0 3	128 A	Idaho St.	1 3
						98 A	Northern Colo.	0 3	138 A	North Dakota	1 3
						166 N	Indiana St.	1 3			
						185 H	Portland St.	3 1			
						188 A	Eastern Wash.	3 2			
						209 H	Utah Valley	3 2			
						229 A	Navy	3 1			
						232 A	SIUE	1 3			
						248 A	Grand Canyon	3 1			
						250 H	Montana	2 3			
						270 H	Montana St.	0 3			
						276 A	Weber St.	3 2			
						283 H	UC Riverside	3 0			
						286 H	Sacramento St.	3 2			
						303 H	UMES	3 0			
						305 N	Providence	3 0			
						312 N	Citadel	3 0			
						334 H	Savannah St.	3 0			
									LAST 10 GAMES		
			138 A	North Dakota	1 3	250 H	Montana	2 3			
			98 A	Northern Colo.	0 3	270 H	Montana St.	0 3			
			209 H	Utah Valley	3 2	116 H	Northern Ariz.	1 3			
			276 A	Weber St.	3 2	188 A	Eastern Wash.	3 2			
			128 A	Idaho St.	1 3	185 H	Portland St.	3 1			

Non-Div. I Games:

Southern Utah



Average RPI Win:	255	WON-LOST	WINNING	LAST 10	STRENGTH OF	OPP. STRENGTH	TEAM	ADJ	CONF.	ADJ CONF.			
Average RPI Loss:	143	RECORD	PCT. RANK	GAMES	SCHEDULE	OF SCHEDULE	RPI	RPI	RPI	RPI			
DIV. I ONLY		9- 15	.375	240	5- 5	167	242	231	.44611	223	25	25	
DIV. I NON-CONF.		4- 10	.28571	265	0- 1	105	218	232	.45664	222	24	23	
<hr/>													
TOTALS	RPI 1-25	RPI 26-50		W-L RECORDS		RPI 51-100		RPI 101-150		RPI 150+			
9- 15	0- 0	0- 1		OVERALL		1- 4		0- 4		8- 6			
4- 3	0- 0	0- 0		HOME		0- 1		0- 1		4- 1			
2- 7	0- 0	0- 0		AWAY		0- 2		0- 2		2- 3			
3- 5	0- 0	0- 1		NEUTRAL		1- 1		0- 1		2- 2			
<hr/>													
4- 10	0- 0	0- 1		NON-CONFERENCE		1- 4		0- 3		3- 2			
0- 2	0- 0	0- 0		HOME		0- 1		0- 1		0- 0			
1- 3	0- 0	0- 0		AWAY		0- 2		0- 1		1- 0			
3- 5	0- 0	0- 1		NEUTRAL		1- 1		0- 1		2- 2			
<hr/>													
5- 5	0- 0	0- 0		CONFERENCE		0- 0		0- 1		5- 4			
4- 1	0- 0	0- 0		HOME		0- 0		0- 0		4- 1			
1- 4	0- 0	0- 0		AWAY		0- 0		0- 1		1- 3			
0- 0	0- 0	0- 0		NEUTRAL		0- 0		0- 0		0- 0			
<hr/>													
RPI	S	Opponent	Score	RPI	S	Opponent	Score	RPI	S	Opponent	Score		
				29	N	Alabama	1 3	72	N	Memphis	3 1		
								73	H	Missouri St.	0 3		
								78	A	UMKC	1 3		
								85	N	UNI	1 3		
								87	A	Indiana	0 3		
										119	A	Saint Louis	0 3
										125	A	Murray St.	0 3
										136	H	Southern Ill.	2 3
										144	N	Miami (OH)	0 3
										163	N	Southern Miss.	2 3
										167	A	Eastern Ky.	1 3
										172	H	Belmont	0 3
										224	H	Eastern Ill.	3 2
										232	H	SIUE	3 0
										247	N	Mississippi St.	2 3
										249	A	UT Martin	2 3
										252	H	Tennessee St.	3 0
										266	A	Austin Peay	1 3
										279	A	Alabama St.	3 0
										287	H	Tennessee Tech	3 0
										302	A	Morehead St.	3 2
										312	N	Citadel	3 0
										334	N	Savannah St.	3 0
<hr/>													
				LAST 10 GAMES									
				172 H Belmont				302 A Morehead St.					
				252 H Tennessee St.				167 A Eastern Ky.					
				224 H Eastern Ill.				287 H Tennessee Tech					
				232 H SIUE				249 A UT Martin					
				73 H Missouri St.				266 A Austin Peay					

**Non-Div. I Games:**

Southeast Mo. St.



Average RPI Win:		245	WON-LOST RECORD		WINNING PCT. RANK		LAST 10 GAMES		STRENGTH OF SCHEDULE		OPP. STRENGTH OF SCHEDULE		TEAM RPI		ADJ RPI		CONF. RPI		ADJ CONF. RPI										
Average RPI Loss:		155																											
DIV. I ONLY			10- 13		.43478 195		4- 6		204		219		217		.44522 224		25		25										
DIV. I NON-CONF.			6- 7		.46154 183		0- 0		244		135		218		.45957 219		24		23										
TOTALS		RPI 1-25		RPI 26-50		W-L RECORDS		RPI 51-100		RPI 101-150		RPI 150+																	
10- 13		0- 1		0- 0		OVERALL		0- 1		1- 5		9- 6																	
2- 2		0- 0		0- 0		HOME		0- 0		0- 1		2- 1																	
5- 5		0- 1		0- 0		AWAY		0- 0		1- 1		4- 3																	
3- 6		0- 0		0- 0		NEUTRAL		0- 1		0- 3		3- 2																	
6- 7		0- 1		0- 0		NON-CONFERENCE		0- 1		1- 3		5- 2																	
0- 0		0- 0		0- 0		HOME		0- 0		0- 0		0- 0																	
3- 1		0- 1		0- 0		AWAY		0- 0		1- 0		2- 0																	
3- 6		0- 0		0- 0		NEUTRAL		0- 1		0- 3		3- 2																	
4- 6		0- 0		0- 0		CONFERENCE		0- 0		0- 2		4- 4																	
2- 2		0- 0		0- 0		HOME		0- 0		0- 1		2- 1																	
2- 4		0- 0		0- 0		AWAY		0- 0		0- 1		2- 3																	
0- 0		0- 0		0- 0		NEUTRAL		0- 0		0- 0		0- 0																	
RPI	S	Opponent		Score		RPI	S	Opponent		Score		RPI	S	Opponent		Score													
11	A	Penn St.		0 3								98	N	Northern Colo.		2 3		104	N	Iowa		0 3							
																		119	N	Saint Louis		1 3							
																		122	A	Ball St.		3 1							
																		125	A	Murray St.		1 3							
																		125	H	Murray St.		1 3							
																		138	N	North Dakota		0 3							
																		172	H	Belmont		2 3							
																		184	N	East Carolina		2 3							
																		194	N	Ill.-Chicago		1 3							
																		199	N	UTEP		3 1							
																		223	A	Southeast Mo. St.		2 3							
																		232	H	SIUE		3 1							
																		237	A	Jacksonville St.		2 3							
																		249	A	UT Martin		3 1							
																		266	A	Austin Peay		3 1							
																		266	H	Austin Peay		3 2							
																		268	A	Western Ill.		3 2							
																		268	N	Western Ill.		3 0							
																		287	A	Tennessee Tech		1 3							
																		290	A	South Dakota St.		3 0							
																		294	N	DePaul		3 2							
						LAST 10 GAMES																							
						125 A Murray St.						1 3						125 H Murray St.						1 3					
						266 A Austin Peay						3 1						172 H Belmont						2 3					
						223 A Southeast Mo. St.						2 3						232 H SIUE						3 1					
						249 A UT Martin						3 1						237 A Jacksonville St.						2 3					
						266 H Austin Peay						3 2						287 A Tennessee Tech						1 3					

Non-Div. I Games:

Eastern Ill.



Average RPI Win:	288	WON-LOST RECORD	WINNING PCT. RANK	LAST 10 GAMES	STRENGTH OF SCHEDULE	OPP. STRENGTH OF SCHEDULE	TEAM RPI	ADJ RPI	CONF. RPI	ADJ CONF. RPI		
Average RPI Loss:	205											
DIV. I ONLY		15- 9	.625	107	7- 3	298	320	218	.44519	225	28	28
DIV. I NON-CONF.		7- 5	.58333	131	1- 1	280	325	223	.45272	225	30	29
<hr/>												
TOTALS	RPI 1-25	RPI 26-50		W-L RECORDS		RPI 51-100		RPI 101-150		RPI 150+		
15- 9	0- 0	0- 0		OVERALL		0- 0		0- 2		15- 7		
5- 2	0- 0	0- 0		HOME		0- 0		0- 1		5- 1		
7- 4	0- 0	0- 0		AWAY		0- 0		0- 0		7- 4		
3- 3	0- 0	0- 0		NEUTRAL		0- 0		0- 1		3- 2		
<hr/>												
7- 5	0- 0	0- 0		NON-CONFERENCE		0- 0		0- 1		7- 4		
2- 0	0- 0	0- 0		HOME		0- 0		0- 0		2- 0		
2- 2	0- 0	0- 0		AWAY		0- 0		0- 0		2- 2		
3- 3	0- 0	0- 0		NEUTRAL		0- 0		0- 1		3- 2		
<hr/>												
8- 4	0- 0	0- 0		CONFERENCE		0- 0		0- 1		8- 3		
3- 2	0- 0	0- 0		HOME		0- 0		0- 1		3- 1		
5- 2	0- 0	0- 0		AWAY		0- 0		0- 0		5- 2		
0- 0	0- 0	0- 0		NEUTRAL		0- 0		0- 0		0- 0		
<hr/>												
RPI	S	Opponent	Score	RPI	S	Opponent	Score	RPI	S	Opponent	Score	
									</			

Non-Div. I Games:

Manhattan



Average RPI Win: 256		WON-LOST RECORD		WINNING PCT. RANK		LAST 10 GAMES		STRENGTH OF SCHEDULE		OPP. STRENGTH OF SCHEDULE		TEAM RPI		ADJ RPI		CONF. RPI		ADJ CONF. RPI	
DIV. I ONLY		9- 16		.36 247		0- 10		168		194		230		.44504 226		11		11	
DIV. I NON-CONF.		8- 4		.66667 91		0- 0		247		267		155		.50515 150		12		12	
TOTALS		RPI 1-25		RPI 26-50		W-L RECORDS		RPI 51-100		RPI 101-150		RPI 150+							
9- 16		0- 0		0- 1		OVERALL		0- 7		0- 2		9- 6							
5- 7		0- 0		0- 1		HOME		0- 3		0- 1		5- 2							
1- 7		0- 0		0- 0		AWAY		0- 4		0- 1		1- 2							
3- 2		0- 0		0- 0		NEUTRAL		0- 0		0- 0		3- 2							
8- 4		0- 0		0- 0		NON-CONFERENCE		0- 2		0- 0		8- 2							
4- 0		0- 0		0- 0		HOME		0- 0		0- 0		4- 0							
1- 2		0- 0		0- 0		AWAY		0- 2		0- 0		1- 0							
3- 2		0- 0		0- 0		NEUTRAL		0- 0		0- 0		3- 2							
1- 12		0- 0		0- 1		CONFERENCE		0- 5		0- 2		1- 4							
1- 7		0- 0		0- 1		HOME		0- 3		0- 1		1- 2							
0- 5		0- 0		0- 0		AWAY		0- 2		0- 1		0- 2							
0- 0		0- 0		0- 0		NEUTRAL		0- 0		0- 0		0- 0							
RPI	S	Opponent		Score	RPI	S	Opponent		Score	RPI	S	Opponent		Score					
					42	H	UALR	1	3	61	A	Appalachian St.	0	3					
										61	H	Appalachian St.	2	3					
										75	A	Texas-Arlington	2	3					
										75	H	Texas-Arlington	1	3					
										77	A	Clemson	1	3					
										82	A	Auburn	0	3					
										92	H	Arkansas St.	2	3					

Non-Div. I Games:

Troy



Average RPI Win: 233		WON-LOST RECORD		WINNING PCT. RANK		LAST 10 GAMES		STRENGTH OF SCHEDULE		OPP. STRENGTH OF SCHEDULE		TEAM RPI		ADJ RPI		CONF. RPI		ADJ CONF. RPI	
DIV. I ONLY		6- 19		.24 284		2- 8		64		213		227		.44496 227		14		14	
DIV. I NON-CONF.		4- 11		.26667 273		0- 1		88		222		222		.446 236		17		17	
TOTALS		RPI 1-25		RPI 26-50		W-L RECORDS		RPI 51-100		RPI 101-150		RPI 150+							
6- 19		0- 1		0- 0		OVERALL		0- 4		0- 9		6- 5							
3- 5		0- 0		0- 0		HOME		0- 1		0- 4		3- 0							
0- 9		0- 1		0- 0		AWAY		0- 2		0- 4		0- 2							
3- 5		0- 0		0- 0		NEUTRAL		0- 1		0- 1		3- 3							
4- 11		0- 1		0- 0		NON-CONFERENCE		0- 4		0- 2		4- 4							
1- 1		0- 0		0- 0		HOME		0- 1		0- 0		1- 0							
0- 5		0- 1		0- 0		AWAY		0- 2		0- 1		0- 1							
3- 5		0- 0		0- 0		NEUTRAL		0- 1		0- 1		3- 3							
2- 8		0- 0		0- 0		CONFERENCE		0- 0		0- 7		2- 1							
2- 4		0- 0		0- 0		HOME		0- 0		0- 4		2- 0							
0- 4		0- 0		0- 0		AWAY		0- 0		0- 3		0- 1							
0- 0		0- 0		0- 0		NEUTRAL		0- 0		0- 0		0- 0							
RPI	S	Opponent		Score		RPI	S	Opponent		Score		RPI	S	Opponent		Score			
11	A	Penn St.		0 3															
	</																		

Non-Div. I Games:

William &amp; Mary



Average RPI Win:	216	WON-LOST	WINNING	LAST 10	STRENGTH OF	OPP. STRENGTH	TEAM	ADJ	CONF.	ADJ CONF.	
Average RPI Loss:	140	RECORD	PCT. RANK	GAMES	SCHEDULE	OF SCHEDULE	RPI	RPI	RPI	RPI	
DIV. I ONLY	7- 14	.33333	253	4- 6	136	170	225	.44442	228	11	11
DIV. I NON-CONF.	2- 7	.22222	283	0- 0	207	240	279	.3953	280	12	12
<hr/>											
TOTALS	RPI 1-25	RPI 26-50		W-L RECORDS	RPI 51-100		RPI 101-150		RPI 150+		
7- 14	0- 0	0- 2		OVERALL	0- 2		2- 4		5- 6		
3- 3	0- 0	0- 1		HOME	0- 0		2- 0		1- 2		
2- 9	0- 0	0- 1		AWAY	0- 2		0- 2		2- 4		
2- 2	0- 0	0- 0		NEUTRAL	0- 0		0- 2		2- 0		
<hr/>											
2- 7	0- 0	0- 0		NON-CONFERENCE	0- 0		0- 3		2- 4		
0- 1	0- 0	0- 0		HOME	0- 0		0- 0		0- 1		
0- 4	0- 0	0- 0		AWAY	0- 0		0- 1		0- 3		
2- 2	0- 0	0- 0		NEUTRAL	0- 0		0- 2		2- 0		
<hr/>											
5- 7	0- 0	0- 2		CONFERENCE	0- 2		2- 1		3- 2		
3- 2	0- 0	0- 1		HOME	0- 0		2- 0		1- 1		
2- 5	0- 0	0- 1		AWAY	0- 2		0- 1		2- 1		
0- 0	0- 0	0- 0		NEUTRAL	0- 0		0- 0		0- 0		
<hr/>											
RPI S	Opponent	Score	RPI S	Opponent	Score	RPI S	Opponent	Score	RPI S	Opponent	Score
			42 A	UALR	0 3	61 A	Appalachian St.	0 3	118 A	Samford	0 3
			42 H	UALR	0 3	92 A	Arkansas St.	0 3	130 N	Maryland	0 3
									131 A	La.-Lafayette	2 3
									131 H	La.-Lafayette	3 1
									133 N	Radford	0 3
									139 H	Texas St.	3 1
									180 A	Jacksonville	2 3
									195 A	South Ala.	0 3
									195 H	South Ala.	1 3
									198 H	Ga. Southern	3 1
									200 H	Western Caro.	0 3
									203 A	North Florida	0 3
									226 A	Troy	3 0
									237 N	Jacksonville St.	3 1
									241 A	UAB	1 3
									273 A	La.-Monroe	3 0
									306 N	Bethune-Cookman	3 2
			LAST 10 GAMES								
			226 A	Troy	3 0	198 H	Ga. Southern	3 1			
			131 H	La.-Lafayette	3 1	195 H	South Ala.	1 3			
			139 H	Texas St.	3 1	131 A	La.-Lafayette	2 3			
			42 A	UALR	0 3	42 H	UALR	0 3			
			92 A	Arkansas St.	0 3	195 A	South Ala.	0 3			

Non-Div. I Games:

Georgia St.



Average RPI Win: 295		WON-LOST RECORD		WINNING PCT. RANK		LAST 10 GAMES		STRENGTH OF SCHEDULE		OPP. STRENGTH OF SCHEDULE		TEAM RPI		ADJ RPI		CONF. RPI		ADJ CONF. RPI	
DIV. I ONLY		10- 9		.52632 157		7- 3		290		255		234		.44375 229		27		27	
DIV. I NON-CONF.		3- 6		.33333 243		0- 0		188		169		244		.44006 243		27		27	
TOTALS		RPI 1-25		RPI 26-50		W-L RECORDS		RPI 51-100		RPI 101-150		RPI 150+							
10- 9		0- 0		0- 1		OVERALL		0- 3		0- 1		10- 4							
7- 2		0- 0		0- 0		HOME		0- 0		0- 0		7- 2							
2- 4		0- 0		0- 0		AWAY		0- 2		0- 0		2- 2							
1- 3		0- 0		0- 1		NEUTRAL		0- 1		0- 1		1- 0							
3- 6		0- 0		0- 1		NON-CONFERENCE		0- 2		0- 1		3- 2							
2- 1		0- 0		0- 0		HOME		0- 0		0- 0		2- 1							
0- 2		0- 0		0- 0		AWAY		0- 1		0- 0		0- 1							
1- 3		0- 0		0- 1		NEUTRAL		0- 1		0- 1		1- 0							
7- 3		0- 0		0- 0		CONFERENCE		0- 1		0- 0		7- 2							
5- 1		0- 0		0- 0		HOME		0- 0		0- 0		5- 1							
2- 2		0- 0		0- 0		AWAY		0- 1		0- 0		2- 1							
0- 0		0- 0		0- 0		NEUTRAL		0- 0		0- 0		0- 0							
RPI S	Opponent	Score		RPI S	Opponent	Score		RPI S	Opponent	Score		RPI S	Opponent	Score					
				29 N	Alabama	1	3	57 A	Virginia	1	3	109 N	Dayton	0	3				
								60 N	LIU Brooklyn	1	3	179 A	Cleveland St.	0	3				
								74 A	American	0	3	201 A	Colgate	2	3				
												215 H	Army	3	0				
												216 H	Lehigh	0	3				
												222 H	Southern Utah	1	3				
												274 N	Toledo	3	2				
												281 H	Holy Cross	3	0				
												304 H	Bucknell	3	2				
												305 H	Providence	3	1				
												307 A	Lafayette	3	0				
												307 H	Lafayette	3	0				
												312 H	Citadel	3	0				
												323 A	Loyola Maryland	3	1				
												323 H	Loyola Maryland	3	0				
LAST 10 GAMES																			
				307 H	Lafayette	3	0	215 H	Army	3	0								
				323 A	Loyola Maryland	3	1	201 A	Colgate	2	3								
				323 H	Loyola Maryland	3	0	304 H	Bucknell	3	2								
				74 A	American	0	3	216 H	Lehigh	0	3								
				281 H	Holy Cross	3	0	307 A	Lafayette	3	0								

Non-Div. I Games:

Navy



Average RPI Win:	272	WON-LOST RECORD	WINNING PCT. RANK	LAST 10 GAMES	STRENGTH OF SCHEDULE	OPP. STRENGTH OF SCHEDULE	TEAM RPI	ADJ RPI	CONF. RPI	ADJ CONF. RPI	
Average RPI Loss:	163										
DIV. I ONLY	13- 11	.54167	152	6- 4	285	266	223	.44285	230	29	29
DIV. I NON-CONF.	9- 8	.52941	160	2- 1	259	215	210	.46229	216	28	28
<hr/>											
TOTALS	RPI 1-25	RPI 26-50		W-L RECORDS	RPI 51-100		RPI 101-150		RPI 150+		
13- 11	0- 0	0- 1		OVERALL	0- 3		0- 1		13- 6		
8- 2	0- 0	0- 0		HOME	0- 1		0- 0		8- 1		
3- 5	0- 0	0- 0		AWAY	0- 1		0- 1		3- 3		
2- 4	0- 0	0- 1		NEUTRAL	0- 1		0- 0		2- 2		
<hr/>											
9- 8	0- 0	0- 1		NON-CONFERENCE	0- 3		0- 1		9- 3		
5- 1	0- 0	0- 0		HOME	0- 1		0- 0		5- 0		
2- 3	0- 0	0- 0		AWAY	0- 1		0- 1		2- 1		
2- 4	0- 0	0- 1		NEUTRAL	0- 1		0- 0		2- 2		
<hr/>											
4- 3	0- 0	0- 0		CONFERENCE	0- 0		0- 0		4- 3		
3- 1	0- 0	0- 0		HOME	0- 0		0- 0		3- 1		
1- 2	0- 0	0- 0		AWAY	0- 0		0- 0		1- 2		
0- 0	0- 0	0- 0		NEUTRAL	0- 0		0- 0		0- 0		
<hr/>											
RPI S	Opponent	Score	RPI S	Opponent	Score	RPI S	Opponent	Score	RPI S	Opponent	Score
			47 N	SMU	0 3	65 A	Arkansas	0 3	112 A	Hofstra	0 3
						69 H	Seton Hall	0 3	159 H	Western Mich.	3 2
						84 N	South Dakota	1 3	187 N	Hampton	0 3
									206 A	Columbia	0 3
									207 N	Fairfield	1 3
									225 H	Manhattan	3 1
									238 H	New Hampshire	1 3
									239 H	Kennesaw St.	3 0
									246 H	UMBC	3 1
									271 A	Hartford	3 1
									271 H	Hartford	3 0
									280 A	Albany (NY)	1 3
									291 A	Sacred Heart	3 0
									293 A	Binghamton	1 3
									294 A	DePaul	3 1
									296 N	Bradley	3 2
									298 H	Fordham	3 0
									304 N	Bucknell	3 0
									321 H	St. Francis Brooklyn	3 0
									325 H	UMass Lowell	3 0
<hr/>											
			LAST 10 GAMES								
			271 H	Hartford	3 0	280 A	Albany (NY)	1 3			
			69 H	Seton Hall	0 3	291 A	Sacred Heart	3 0			
			325 H	UMass Lowell	3 0	246 H	UMBC	3 1			
			238 H	New Hampshire	1 3	225 H	Manhattan	3 1			
			293 A	Binghamton	1 3	271 A	Hartford	3 1			

Non-Div. I Games:

Stony Brook



Average RPI Win: 238		WON-LOST	WINNING	LAST 10	STRENGTH OF		OPP. STRENGTH	TEAM	ADJ	CONF.	ADJ CONF.
Average RPI Loss: 143		RECORD	PCT. RANK	GAMES	SCHEDULE		OF SCHEDULE	RPI	RPI	RPI	RPI
DIV. I ONLY		9- 13	.40909	219	4- 6		242	179	237	.44086	231
DIV. I NON-CONF.		5- 7	.41667	211	0- 0		270	204	250	.42583	256
TOTALS		RPI 1-25	RPI 26-50		W-L RECORDS		RPI 51-100		RPI 101-150		RPI 150+
9- 13	0- 0	0- 1		OVERALL		0- 3		2- 2		7- 7	
2- 7	0- 0	0- 1		HOME		0- 2		1- 1		1- 3	
4- 3	0- 0	0- 0		AWAY		0- 0		1- 1		3- 2	
3- 3	0- 0	0- 0		NEUTRAL		0- 1		0- 0		3- 2	
5- 7	0- 0	0- 0		NON-CONFERENCE		0- 2		1- 0		4- 5	
0- 3	0- 0	0- 0		HOME		0- 1		0- 0		0- 2	
2- 1	0- 0	0- 0		AWAY		0- 0		1- 0		1- 1	
3- 3	0- 0	0- 0		NEUTRAL		0- 1		0- 0		3- 2	
4- 6	0- 0	0- 1		CONFERENCE		0- 1		1- 2		3- 2	
2- 4	0- 0	0- 1		HOME		0- 1		1- 1		1- 1	
2- 2	0- 0	0- 0		AWAY		0- 0		0- 1		2- 1	
0- 0	0- 0	0- 0		NEUTRAL		0- 0		0- 0		0- 0	
RPI S	Opponent	Score	RPI S	Opponent	Score	RPI S	Opponent	Score	RPI S	Opponent	Score
			44 H Ohio	1	3	66 H Butler	0	3	115 A Cincinnati	3	1
						78 N UMKC	0	3	122 A Ball St.	1	3
						100 H Northern Ill.	1	3	126 H Eastern Mich.	3	1
									144 H Miami (OH)	0	3
									155 A Buffalo	1	3
									159 H Western Mich.	1	3
									160 N IUPUI	1	3
									177 H Marshall	1	3
									205 N Drake	2	3
									218 H Green Bay	2	3
									233 A Omaha	1	3
									252 N Tennessee St.	3	1
									258 H Bowling Green	3	1
									259 A Evansville	3	1
									260 A Akron	3	0
									274 A Toledo	3	0
									294 N DePaul	3	1
									301 N Charleston So.	3	0
LAST 10 GAMES											
			155 A Buffalo	1	3	159 H Western Mich.	1	3			
			260 A Akron	3	0	122 A Ball St.	1	3			
			144 H Miami (OH)	0	3	274 A Toledo	3	0			
			258 H Bowling Green	3	1	44 H Ohio	1	3			
			100 H Northern Ill.	1	3	126 H Eastern Mich.	3	1			

Non-Div. I Games:

Central Mich.



Average RPI Win: 231		WON-LOST RECORD	WINNING PCT. RANK		LAST 10 GAMES	STRENGTH OF SCHEDULE		OPP. STRENGTH OF SCHEDULE		TEAM RPI	ADJ RPI		CONF. RPI	ADJ CONF. RPI	
Average RPI Loss: 167															
DIV. I ONLY		10- 15	.4	224	2- 8	164		250		220	.4407	232	25	25	
DIV. I NON-CONF.		8- 7	.53333	157	0- 0	149		214		161	.50302	156	24	23	
TOTALS		RPI 1-25	RPI 26-50		W-L RECORDS		RPI 51-100		RPI 101-150		RPI 150+				
10- 15	0- 0		0- 0		OVERALL		0- 3		1- 5		9- 7				
4- 3	0- 0		0- 0		HOME		0- 1		0- 1		4- 1				
3- 7	0- 0		0- 0		AWAY		0- 0		0- 2		3- 5				
3- 5	0- 0		0- 0		NEUTRAL		0- 2		1- 2		2- 1				
8- 7	0- 0		0- 0		NON-CONFERENCE		0- 3		1- 3		7- 1				
3- 1	0- 0		0- 0		HOME		0- 1		0- 0		3- 0				
2- 1	0- 0		0- 0		AWAY		0- 0		0- 1		2- 0				
3- 5	0- 0		0- 0		NEUTRAL		0- 2		1- 2		2- 1				
2- 8	0- 0		0- 0		CONFERENCE		0- 0		0- 2		2- 6				
1- 2	0- 0		0- 0		HOME		0- 0		0- 1		1- 1				
1- 6	0- 0		0- 0		AWAY		0- 0		0- 1		1- 5				
0- 0	0- 0		0- 0		NEUTRAL		0- 0		0- 0		0- 0				
RPI	S	Opponent	Score	RPI	S	Opponent	Score	RPI	S	Opponent	Score	RPI	S	Opponent	Score
								51	N	Pacific	0 3	105	A	Northern Ky.	2 3
								92	H	Arkansas St.	0 3	118	N	Samford	3 1
								95	N	California	0 3	125	A	Murray St.	0 3
												125	H	Murray St.	1 3
												126	N	Eastern Mich.	1 3
												138	N	North Dakota	0 3
												161	N	Winthrop	3 1
												166	H	Indiana St.	3 1
												170	N	Rutgers	2 3
												212	A	Air Force	3 2
												222	H	Southern Utah	3 1
												223	A	Southeast Mo. St.	0 3
												224	A	Eastern Ill.	1 3
												237	A	Jacksonville St.	2 3
												247	A	Mississippi St.	3 1
												249	A	UT Martin	0 3
												252	H	Tennessee St.	1 3
												266	A	Austin Peay	3 1
												266	H	Austin Peay	3 2
												287	A	Tennessee Tech	2 3
												324	H	Ark.-Pine Bluff	3 0
												328	N	Mississippi Val.	3 0
				LAST 10 GAMES											
				266	A	Austin Peay	3 1	266	H	Austin Peay	3 2				
				125	A	Murray St.	0 3	252	H	Tennessee St.	1 3				
				249	A	UT Martin	0 3	224	A	Eastern Ill.	1 3				
				223	A	Southeast Mo. St.	0 3	287	A	Tennessee Tech	2 3				
				125	H	Murray St.	1 3	237	A	Jacksonville St.	2 3				

Non-Div. I Games:

SIUE



Average RPI Win: 240		WON-LOST RECORD	WINNING PCT. RANK	LAST 10 GAMES	STRENGTH OF SCHEDULE	OPP. STRENGTH OF SCHEDULE	TEAM RPI	ADJ RPI	CONF. RPI	ADJ CONF. RPI	
Average RPI Loss: 135											
DIV. I ONLY		9- 14	.3913 233	4- 6	216	161	233	.44049 233	21	20	
DIV. I NON-CONF.		5- 8	.38462 231	0- 0	197	154	226	.44936 228	20	20	
<hr/>											
TOTALS		RPI 1-25	RPI 26-50		W-L RECORDS		RPI 51-100		RPI 101-150		RPI 150+
9- 14	0- 0		0- 1		OVERALL		0- 5		0- 2		9- 6
3- 5	0- 0		0- 0		HOME		0- 2		0- 0		3- 3
2- 6	0- 0		0- 1		AWAY		0- 2		0- 1		2- 2
4- 3	0- 0		0- 0		NEUTRAL		0- 1		0- 1		4- 1
5- 8	0- 0		0- 1		NON-CONFERENCE		0- 2		0- 2		5- 3
1- 2	0- 0		0- 0		HOME		0- 1		0- 0		1- 1
0- 3	0- 0		0- 1		AWAY		0- 0		0- 1		0- 1
4- 3	0- 0		0- 0		NEUTRAL		0- 1		0- 1		4- 1
4- 6	0- 0		0- 0		CONFERENCE		0- 3		0- 0		4- 3
2- 3	0- 0		0- 0		HOME		0- 1		0- 0		2- 2
2- 3	0- 0		0- 0		AWAY		0- 2		0- 0		2- 1
0- 0	0- 0		0- 0		NEUTRAL		0- 0		0- 0		0- 0
RPI S	Opponent	Score	RPI S	Opponent	Score	RPI S	Opponent	Score	RPI S	Opponent	Score
			28 A	Iowa St.	0 3	78 H	UMKC	2 3	117 N	Boise St.	0 3
						84 A	South Dakota	0 3	119 A	Saint Louis	0 3
						84 H	South Dakota	1 3	160 H	IUPUI	2 3
						86 A	Denver	0 3	169 A	A&M-Corpus Christi	0 3
						100 N	Northern Ill.	0 3	181 H	Oral Roberts	3 0
									190 A	North Dakota St.	1 3
									190 H	North Dakota St.	3 1
									205 H	Drake	2 3
									208 N	Tennessee	3 0
									212 N	Air Force	3 2
									221 H	IPFW	2 3
									231 H	Central Mich.	3 1
									254 N	Incarnate Word	1 3
									268 A	Western Ill.	3 1
									282 N	Canisius	3 2
									290 A	South Dakota St.	3 1
									300 N	Tex.-Pan American	3 1
<hr/>											
LAST 10 GAMES											
			84 A	South Dakota	0 3	86 A	Denver	0 3			
			190 A	North Dakota St.	1 3	190 H	North Dakota St.	3 1			
			290 A	South Dakota St.	3 1	84 H	South Dakota	1 3			
			181 H	Oral Roberts	3 0	268 A	Western Ill.	3 1			
			221 H	IPFW	2 3	160 H	IUPUI	2 3			

Non-Div. I Games:

Omaha



Average RPI Win: 270		WON-LOST	WINNING	LAST 10	STRENGTH OF		OPP. STRENGTH	TEAM	ADJ	CONF.	ADJ CONF.
Average RPI Loss: 141		RECORD	PCT. RANK	GAMES	SCHEDULE		OF SCHEDULE	RPI	RPI	RPI	RPI
DIV. I ONLY		11- 15	.42308	208	5- 5		225	259	235	.4369	234
DIV. I NON-CONF.		7- 11	.38889	230	1- 1		246	260	254	.41845	259
TOTALS		RPI 1-25	RPI 26-50		W-L RECORDS		RPI 51-100		RPI 101-150		RPI 150+
11- 15	0- 0	0- 0		OVERALL		0- 6		1- 3		10- 6	
5- 4	0- 0	0- 0		HOME		0- 2		0- 2		5- 0	
2- 6	0- 0	0- 0		AWAY		0- 3		0- 0		2- 3	
4- 5	0- 0	0- 0		NEUTRAL		0- 1		1- 1		3- 3	
7- 11	0- 0	0- 0		NON-CONFERENCE		0- 5		1- 1		6- 5	
3- 1	0- 0	0- 0		HOME		0- 1		0- 0		3- 0	
0- 5	0- 0	0- 0		AWAY		0- 3		0- 0		0- 2	
4- 5	0- 0	0- 0		NEUTRAL		0- 1		1- 1		3- 3	
4- 4	0- 0	0- 0		CONFERENCE		0- 1		0- 2		4- 1	
2- 3	0- 0	0- 0		HOME		0- 1		0- 2		2- 0	
2- 1	0- 0	0- 0		AWAY		0- 0		0- 0		2- 1	
0- 0	0- 0	0- 0		NEUTRAL		0- 0		0- 0		0- 0	
RPI S	Opponent	Score	RPI S	Opponent	Score	RPI S	Opponent	Score	RPI S	Opponent	Score
						61 H	Appalachian St.	1 3	103 N	Georgia Tech	0 3
						67 A	South Carolina	0 3	107 H	Liberty	0 3
						71 N	West Virginia	0 3	133 H	Radford	0 3
						76 H	Coastal Caro.	1 3	139 N	Texas St.	3 1
						79 A	Texas Tech	0 3	161 A	Winthrop	1 3
						87 A	Furman	2 3	180 N	Jacksonville	1 3
									200 A	Western Caro.	0 3
									204 A	Presbyterian	3 1
									213 H	Charlotte	3 2
									254 N	Incarnate Word	0 3
									256 A	Niagara	2 3
									265 N	USC Upstate	3 0
									287 N	Tennessee Tech	2 3
									292 A	UNC Asheville	3 2
									292 H	UNC Asheville	3 2
									295 N	Wofford	3 1
									301 H	Charleston So.	3 0
									305 N	Providence	3 0
									332 H	N.C. A&T	3 0
									334 H	Savannah St.	3 0
LAST 10 GAMES											
						301 H	Charleston So.	3 0	133 H	Radford	0 3
						76 H	Coastal Caro.	1 3	107 H	Liberty	0 3
						292 A	UNC Asheville	3 2	292 H	UNC Asheville	3 2
						161 A	Winthrop	1 3	200 A	Western Caro.	0 3
						204 A	Presbyterian	3 1	334 H	Savannah St.	3 0

Non-Div. I Games:

Gardner-Webb



Average RPI Win:	269	WON-LOST	WINNING	LAST 10	STRENGTH OF	OPP. STRENGTH	TEAM	ADJ	CONF.	ADJ CONF.	
Average RPI Loss:	162	RECORD	PCT. RANK	GAMES	SCHEDULE	OF SCHEDULE	RPI	RPI	RPI	RPI	
DIV. I ONLY	12- 13	.48	175	5- 5	266	270	239	.43626	235	23	23
DIV. I NON-CONF.	7- 8	.46667	179	0- 0	250	261	237	.4434	239	25	26
<hr/>											
TOTALS	RPI 1-25	RPI 26-50		W-L RECORDS	RPI 51-100		RPI 101-150		RPI 150+		
12- 13	0- 0	0- 0		OVERALL	0- 2		0- 5		12- 6		
6- 7	0- 0	0- 0		HOME	0- 0		0- 2		6- 5		
6- 2	0- 0	0- 0		AWAY	0- 1		0- 1		6- 0		
0- 4	0- 0	0- 0		NEUTRAL	0- 1		0- 2		0- 1		
<hr/>											
7- 8	0- 0	0- 0		NON-CONFERENCE	0- 1		0- 4		7- 3		
4- 3	0- 0	0- 0		HOME	0- 0		0- 1		4- 2		
3- 1	0- 0	0- 0		AWAY	0- 0		0- 1		3- 0		
0- 4	0- 0	0- 0		NEUTRAL	0- 1		0- 2		0- 1		
<hr/>											
5- 5	0- 0	0- 0		CONFERENCE	0- 1		0- 1		5- 3		
2- 4	0- 0	0- 0		HOME	0- 0		0- 1		2- 3		
3- 1	0- 0	0- 0		AWAY	0- 1		0- 0		3- 0		
0- 0	0- 0	0- 0		NEUTRAL	0- 0		0- 0		0- 0		
<hr/>											
RPI S	Opponent	Score	RPI S	Opponent	Score	RPI S	Opponent	Score	RPI S	Opponent	Score
						64 N	Tulsa	1 3	116 N	Northern Ariz.	0 3
						87 A	Furman	0 3	118 H	Samford	1 3
						124 A	Georgia	0 3			
						125 H	Murray St.	2 3			
						132 N	Col. of Charleston	2 3			
						172 N	Belmont	0 3			
						175 H	UNC Greensboro	0 3			
						176 H	Stetson	3 0			
						200 H	Western Caro.	3 0			
						202 A	Houston Baptist	3 2			
						217 H	East Tenn. St.	1 3			
						239 H	Kennesaw St.	0 3			
						241 A	UAB	3 2			
						249 H	UT Martin	0 3			
						266 A	Austin Peay	3 1			
						275 H	Wright St.	3 2			
						289 A	Mercer	3 1			
						289 H	Mercer	2 3			
						295 A	Wofford	3 1			
						312 A	Citadel	3 0			
312 H	Citadel	3 0									
328 H	Mississippi Val.	3 0									
330 H	South Carolina St.	3 0									
<hr/>											
			LAST 10 GAMES								
289 H Mercer			2 3	295 A Wofford			3 1				
175 H UNC Greensboro			0 3	200 H Western Caro.			3 0				
312 A Citadel			3 0	312 H Citadel			3 0				
87 A Furman			0 3	217 H East Tenn. St.			1 3				
289 A Mercer			3 1	118 H Samford			1 3				



Average RPI Win: 233		WON-LOST	WINNING	LAST 10	STRENGTH OF		OPP. STRENGTH	TEAM	ADJ	CONF.	ADJ CONF.
Average RPI Loss: 130		RECORD	PCT. RANK	GAMES	SCHEDULE		OF SCHEDULE	RPI	RPI	RPI	RPI
DIV. I ONLY		6- 17	.26087	278	3- 7		135	150	245	.43618	236
DIV. I NON-CONF.		3- 10	.23077	280	0- 1		147	153	259	.42865	250
TOTALS		RPI 1-25	RPI 26-50		W-L RECORDS		RPI 51-100		RPI 101-150		RPI 150+
6- 17	0- 0	0- 4		OVERALL		0- 1		0- 5		6- 7	
1- 4	0- 0	0- 1		HOME		0- 0		0- 1		1- 2	
3- 6	0- 0	0- 3		AWAY		0- 0		0- 1		3- 2	
2- 7	0- 0	0- 0		NEUTRAL		0- 1		0- 3		2- 3	
3- 10	0- 0	0- 2		NON-CONFERENCE		0- 1		0- 3		3- 4	
0- 0	0- 0	0- 0		HOME		0- 0		0- 0		0- 0	
1- 3	0- 0	0- 2		AWAY		0- 0		0- 0		1- 1	
2- 7	0- 0	0- 0		NEUTRAL		0- 1		0- 3		2- 3	
3- 7	0- 0	0- 2		CONFERENCE		0- 0		0- 2		3- 3	
1- 4	0- 0	0- 1		HOME		0- 0		0- 1		1- 2	
2- 3	0- 0	0- 1		AWAY		0- 0		0- 1		2- 1	
0- 0	0- 0	0- 0		NEUTRAL		0- 0		0- 0		0- 0	
RPI S	Opponent	Score	RPI S	Opponent	Score	RPI S	Opponent	Score	RPI S	Opponent	Score
			26 A	UCF	0 3	77 N	Clemson	0 3	104 N	Iowa	1 3
			29 A	Alabama	0 3				120 H	Fla. Atlantic	1 3
			38 A	Western Ky.	0 3				135 N	San Diego St.	0 3
			38 H	Western Ky.	0 3				138 N	North Dakota	1 3
									146 A	North Texas	0 3
									155 N	Buffalo	1 3
									157 A	South Fla.	3 1
									163 H	Southern Miss.	2 3
									167 N	Eastern Ky.	0 3
									177 A	Marshall	0 3
									189 N	Northeastern	2 3
									200 N	Western Caro.	3 1
									213 A	Charlotte	3 0
									214 H	Middle Tenn.	2 3
									241 H	UAB	3 1
									257 A	Louisiana Tech	3 0
									290 A	South Dakota St.	2 3
									330 N	South Carolina St.	3 0
LAST 10 GAMES											
			146 A	North Texas	0 3		213 A	Charlotte	3 0		
			38 A	Western Ky.	0 3		241 H	UAB	3 1		
			163 H	Southern Miss.	2 3		38 H	Western Ky.	0 3		
			214 H	Middle Tenn.	2 3		177 A	Marshall	0 3		
			257 A	Louisiana Tech	3 0		135 N	San Diego St.	0 3		

Non-Div. I Games:

FIU



Average RPI Win:	268	WON-LOST RECORD	WINNING PCT. RANK	LAST 10 GAMES	STRENGTH OF SCHEDULE	OPP. STRENGTH OF SCHEDULE	TEAM RPI	ADJ RPI	CONF. RPI	ADJ CONF. RPI	
DIV. I ONLY	15- 11	.57692	138	7- 3	307	239	232	.43603	237	25	25
DIV. I NON-CONF.	8- 8	.5	162	2- 0	302	237	249	.42666	252	24	23
<hr/>											
TOTALS	RPI 1-25	RPI 26-50		W-L RECORDS	RPI 51-100		RPI 101-150		RPI 150+		
15- 11	0- 0	0- 1		OVERALL	0- 2		0- 1		15- 7		
6- 2	0- 0	0- 0		HOME	0- 0		0- 0		6- 2		
4- 5	0- 0	0- 0		AWAY	0- 2		0- 1		4- 2		
5- 4	0- 0	0- 1		NEUTRAL	0- 0		0- 0		5- 3		
<hr/>											
8- 8	0- 0	0- 1		NON-CONFERENCE	0- 2		0- 1		8- 4		
1- 0	0- 0	0- 0		HOME	0- 0		0- 0		1- 0		
2- 4	0- 0	0- 0		AWAY	0- 2		0- 1		2- 1		
5- 4	0- 0	0- 1		NEUTRAL	0- 0		0- 0		5- 3		
<hr/>											
7- 3	0- 0	0- 0		CONFERENCE	0- 0		0- 0		7- 3		
5- 2	0- 0	0- 0		HOME	0- 0		0- 0		5- 2		
2- 1	0- 0	0- 0		AWAY	0- 0		0- 0		2- 1		
0- 0	0- 0	0- 0		NEUTRAL	0- 0		0- 0		0- 0		
<hr/>											
RPI S	Opponent	Score	RPI S	Opponent	Score	RPI S	Opponent	Score	RPI S	Opponent	Score
			41 N	Michigan St.	0 3	62 A	Ole Miss	1 3	118 A	Samford	0 3
						82 A	Auburn	0 3	167 A	Eastern Ky.	1 3
									167 H	Eastern Ky.	3 2
									172 H	Belmont	2 3
									183 N	Florida A&M	1 3
									224 H	Eastern Ill.	3 2
									226 A	Troy	1 3
									228 N	Georgia St.	1 3
									232 H	SIUE	3 2
									241 N	UAB	3 1
									249 A	UT Martin	3 2
									252 H	Tennessee St.	3 0
									255 N	Northwestern St.	3 2
									261 N	Southeastern La.	0 3
									279 A	Alabama St.	3 2
									287 H	Tennessee Tech	3 1
									289 N	Mercer	3 1
									289 N	Mercer	3 0
									302 A	Morehead St.	3 0
									302 H	Morehead St.	2 3
									316 A	Alabama A&M	3 0
									316 H	Alabama A&M	3 0
									316 N	Alabama A&M	3 0
			LAST 10 GAMES								
			167 H	Eastern Ky.	3 2	172 H	Belmont	2 3	316 N	Alabama A&M	3 0
			302 H	Morehead St.	2 3	252 H	Tennessee St.	3 0			
			302 A	Morehead St.	3 0	316 H	Alabama A&M	3 0			
			167 A	Eastern Ky.	1 3	249 A	UT Martin	3 2			
			316 A	Alabama A&M	3 0	287 H	Tennessee Tech	3 1			

Non-Div. I Games:

Jacksonville St.



Average RPI Win: 269		WON-LOST	WINNING	LAST 10	STRENGTH OF		OPP. STRENGTH	TEAM	ADJ	CONF.	ADJ CONF.
Average RPI Loss: 175		RECORD	PCT. RANK	GAMES	SCHEDULE		OF SCHEDULE	RPI	RPI	RPI	RPI
DIV. I ONLY		13- 11	.54167	152	7- 3		289	269	228	.43568	238
DIV. I NON-CONF.		7- 10	.41176	217	1- 2		277	236	258	.41361	261
TOTALS		RPI 1-25	RPI 26-50		W-L RECORDS		RPI 51-100		RPI 101-150		RPI 150+
13- 11	0- 0	0- 0		OVERALL		0- 2		0- 2		13- 7	
6- 4	0- 0	0- 0		HOME		0- 1		0- 1		6- 2	
4- 3	0- 0	0- 0		AWAY		0- 0		0- 1		4- 2	
3- 4	0- 0	0- 0		NEUTRAL		0- 1		0- 0		3- 3	
7- 10	0- 0	0- 0		NON-CONFERENCE		0- 2		0- 2		7- 6	
3- 3	0- 0	0- 0		HOME		0- 1		0- 1		3- 1	
1- 3	0- 0	0- 0		AWAY		0- 0		0- 1		1- 2	
3- 4	0- 0	0- 0		NEUTRAL		0- 1		0- 0		3- 3	
6- 1	0- 0	0- 0		CONFERENCE		0- 0		0- 0		6- 1	
3- 1	0- 0	0- 0		HOME		0- 0		0- 0		3- 1	
3- 0	0- 0	0- 0		AWAY		0- 0		0- 0		3- 0	
0- 0	0- 0	0- 0		NEUTRAL		0- 0		0- 0		0- 0	
RPI S	Opponent	Score	RPI S	Opponent	Score	RPI S	Opponent	Score	RPI S	Opponent	Score
						83 H	Harvard	1 3	134 H	New Mexico St.	0 3
						87 N	Indiana	1 3	140 A	St. John's (NY)	0 3
									153 H	Rhode Island	3 2
									173 A	UConn	0 3
									178 N	Dartmouth	2 3
									189 H	Northeastern	1 3
									192 A	Kent St.	1 3
									211 N	Fresno St.	1 3
									219 H	Brown	3 1
									230 A	Stony Brook	3 1
									246 A	UMBC	3 0
									246 H	UMBC	3 0
									259 N	Evansville	0 3
									263 N	Central Conn. St.	3 2
									271 A	Hartford	3 1
									280 H	Albany (NY)	0 3
									293 H	Binghamton	3 2
									302 N	Morehead St.	3 0
									310 A	Bryant	3 1
									317 H	NJIT	3 0
									321 N	St. Francis Brooklyn	3 0
									325 H	UMass Lowell	3 0
LAST 10 GAMES											
						246 H	UMBC	3 0	293 H	Binghamton	3 2
						271 A	Hartford	3 1	317 H	NJIT	3 0
						230 A	Stony Brook	3 1	325 H	UMass Lowell	3 0
						246 A	UMBC	3 0	83 H	Harvard	1 3
						280 H	Albany (NY)	0 3	134 H	New Mexico St.	0 3

Non-Div. I Games:

New Hampshire



Average RPI Win: 249		WON-LOST	WINNING	LAST 10	STRENGTH OF		OPP. STRENGTH	TEAM	ADJ	CONF.	ADJ CONF.
Average RPI Loss: 146		RECORD	PCT. RANK	GAMES	SCHEDULE		OF SCHEDULE	RPI	RPI	RPI	RPI
DIV. I ONLY		9- 13	.40909	219	239		198	238	.43491	239	13
DIV. I NON-CONF.		6- 8	.42857	207	284		208	253	.42598	255	15
TOTALS		RPI 1-25	RPI 26-50		W-L RECORDS		RPI 51-100		RPI 101-150		RPI 150+
9- 13	0- 0	0- 2		OVERALL		0- 2		1- 2		8- 7	
3- 5	0- 0	0- 2		HOME		0- 1		1- 0		2- 2	
3- 5	0- 0	0- 0		AWAY		0- 1		0- 1		3- 3	
3- 3	0- 0	0- 0		NEUTRAL		0- 0		0- 1		3- 2	
6- 8	0- 0	0- 1		NON-CONFERENCE		0- 1		0- 2		6- 4	
1- 2	0- 0	0- 1		HOME		0- 0		0- 0		1- 1	
2- 3	0- 0	0- 0		AWAY		0- 1		0- 1		2- 1	
3- 3	0- 0	0- 0		NEUTRAL		0- 0		0- 1		3- 2	
3- 5	0- 0	0- 1		CONFERENCE		0- 1		1- 0		2- 3	
2- 3	0- 0	0- 1		HOME		0- 1		1- 0		1- 1	
1- 2	0- 0	0- 0		AWAY		0- 0		0- 0		1- 2	
0- 0	0- 0	0- 0		NEUTRAL		0- 0		0- 0		0- 0	
RPI S	Opponent	Score	RPI S	Opponent	Score	RPI S	Opponent	Score	RPI S	Opponent	Score
			34 H	Purdue	0 3	70 H	FGCU	1 3	103 A	Georgia Tech	0 3
			43 H	Lipscomb	0 3	76 A	Coastal Caro.	1 3	105 H	Northern Ky.	3 1
									141 N	Youngstown St.	0 3
									159 N	Western Mich.	1 3
									172 A	Belmont	3 1
									176 H	Stetson	1 3
									180 A	Jacksonville	0 3
									203 A	North Florida	1 3
									208 N	Tennessee	1 3
									230 A	Stony Brook	0 3
									235 A	Chattanooga	3 0
									259 N	Evansville	3 1
									265 A	USC Upstate	3 2
									265 H	USC Upstate	3 2
									277 H	Elon	2 3
									292 H	UNC Asheville	3 2
									321 N	St. Francis Brooklyn	3 1
									323 N	Loyola Maryland	3 0
LAST 10 GAMES											
			265 H	USC Upstate	3 2	43 H	Lipscomb	0 3			
			180 A	Jacksonville	0 3	105 H	Northern Ky.	3 1			
			203 A	North Florida	1 3	265 A	USC Upstate	3 2			
			70 H	FGCU	1 3	103 A	Georgia Tech	0 3			
			176 H	Stetson	1 3	321 N	St. Francis Brooklyn	3 1			

Non-Div. I Games:

Kennesaw St.



Average RPI Win: 273		WON-LOST RECORD		WINNING PCT. RANK		LAST 10 GAMES		STRENGTH OF SCHEDULE		OPP. STRENGTH OF SCHEDULE		TEAM RPI		ADJ RPI		CONF. RPI		ADJ CONF. RPI	
DIV. I ONLY		10- 13		.43478 195		7- 3		212		305		240		.43006 240		28		28	
DIV. I NON-CONF.		2- 10		.16667 294		0- 1		151		278		281		.38621 285		30		29	
TOTALS		RPI 1-25		RPI 26-50		W-L RECORDS		RPI 51-100		RPI 101-150		RPI 150+							
10- 13		0- 0		0- 0		OVERALL		0- 3		0- 3		10- 7							
4- 4		0- 0		0- 0		HOME		0- 0		0- 1		4- 3							
4- 4		0- 0		0- 0		AWAY		0- 1		0- 2		4- 1							
2- 5		0- 0		0- 0		NEUTRAL		0- 2		0- 0		2- 3							
2- 10		0- 0		0- 0		NON-CONFERENCE		0- 3		0- 1		2- 6							
0- 2		0- 0		0- 0		HOME		0- 0		0- 0		0- 2							
0- 3		0- 0		0- 0		AWAY		0- 1		0- 1		0- 1							
2- 5		0- 0		0- 0		NEUTRAL		0- 2		0- 0		2- 3							
8- 3		0- 0		0- 0		CONFERENCE		0- 0		0- 2		8- 1							
4- 2		0- 0		0- 0		HOME		0- 0		0- 1		4- 1							
4- 1		0- 0		0- 0		AWAY		0- 0		0- 1		4- 0							
0- 0		0- 0		0- 0		NEUTRAL		0- 0		0- 0		0- 0							
RPI	S	Opponent		Score	RPI	S	Opponent		Score	RPI	S	Opponent		Score					
							62 N	Ole Miss	0 3			112 A	Hofstra	0 3					
							63 N	UNLV	0 3			145 A	Marist	1 3					
							69 A	Seton Hall	0 3			145 H	Marist	1 3					
												155 A	Buffalo	0 3					
												170 N	Rutgers	0 3					
												207 A	Fairfield	3 1					
												216 N	Lehigh	3 0					
												225 A	Manhattan	3 0					
												253 H	Rider	3 0					
												256 H	Niagara	3 2					
												271 H	Hartford	0 3					
												282 H	Canisius	0 3					
												284 N	Cornell	2 3					
												291 N	Sacred Heart	1 3					
												293 H	Binghamton	0 3					
												298 N	Fordham	3 0					
												308 H	Saint Peter's	3 0					
												309 A	Iona	3 1					
												329 A	Quinnipiac	3 0					
												329 H	Quinnipiac	3 0					
LAST 10 GAMES																			
							145 H	Marist	1 3			329 H	Quinnipiac	3 0					
							253 H	Rider	3 0			329 A	Quinnipiac	3 0					
							308 H	Saint Peter's	3 0			207 A	Fairfield	3 1					
							271 H	Hartford	0 3			225 A	Manhattan	3 0					
							145 A	Marist	1 3			309 A	Iona	3 1					

Non-Div. I Games:

Siena



UAB				Through Games Of Oct. 26, 2014									
Average RPI Win: 238		WON-LOST	WINNING	LAST 10	STRENGTH OF		OPP. STRENGTH	TEAM	ADJ		CONF.	ADJ CONF.	
Average RPI Loss: 127		RECORD	PCT. RANK	GAMES	SCHEDULE		OF SCHEDULE	RPI	RPI		RPI	RPI	
DIV. I ONLY		6- 19	.24 284	3- 7	122		136	246	.4298	241	15	15	
DIV. I NON-CONF.		3- 12	.2 288	0- 1	86		119	236	.44906	230	14	13	
<hr/>													
TOTALS		RPI 1-25	RPI 26-50		W-L RECORDS		RPI 51-100		RPI 101-150		RPI 150+		
6- 19		0- 1	0- 3		OVERALL		0- 3		0- 5		6- 7		
4- 4		0- 0	0- 1		HOME		0- 1		0- 0		4- 2		
1- 10		0- 0	0- 2		AWAY		0- 2		0- 3		1- 3		
1- 5		0- 1	0- 0		NEUTRAL		0- 0		0- 2		1- 2		
<hr/>													
3- 12		0- 1	0- 3		NON-CONFERENCE		0- 1		0- 4		3- 3		
2- 2		0- 0	0- 1		HOME		0- 0		0- 0		2- 1		
0- 5		0- 0	0- 2		AWAY		0- 1		0- 2		0- 0		
1- 5		0- 1	0- 0		NEUTRAL		0- 0		0- 2		1- 2		
<hr/>													
3- 7		0- 0	0- 0		CONFERENCE		0- 2		0- 1		3- 4		
2- 2		0- 0	0- 0		HOME		0- 1		0- 0		2- 1		
1- 5		0- 0	0- 0		AWAY		0- 1		0- 1		1- 3		
0- 0		0- 0	0- 0		NEUTRAL		0- 0		0- 0		0- 0		
<hr/>													
RPI S	Opponent	Score	RPI S	Opponent	Score	RPI S	Opponent	Score	RPI S	Opponent	Score		
20 N	Ohio St.	0 3	29 A	Alabama	0 3	62 A	Ole Miss	0 3	104 N	Iowa	0 3		
			31 A	Arizona St.	0 3	80 A	Rice	0 3	118 A	Samford	2 3		
			41 H	Michigan St.	0 3	89 H	UTSA	0 3	120 A	Fla. Atlantic	0 3		
									128 N	Idaho St.	0 3		
									144 A	Miami (OH)	0 3		
									160 N	IUPUI	1 3		
									163 A	Southern Miss.	1 3		
									177 A	Marshall	3 1		
									199 H	UTEP	2 3		
									213 A	Charlotte	0 3		
									214 H	Middle Tenn.	3 0		
									228 H	Georgia St.	3 1		
									235 H	Chattanooga	2 3		
									236 A	FIU	1 3		
									237 N	Jacksonville St.	1 3		
									257 H	Louisiana Tech	3 0		
									261 H	Southeastern La.	3 2		
									289 N	Mercer	3 1		
<hr/>													
LAST 10 GAMES													
80 A Rice						0 3	199 H UTEP						2 3
163 A Southern Miss.						1 3	236 A FIU						1 3
177 A Marshall						3 1	120 A Fla. Atlantic						0 3
214 H Middle Tenn.						3 0	118 A Samford						2 3
89 H UTSA						0 3	257 H Louisiana Tech						3 0

Non-Div. I Games:

UAB



Average RPI Win: 258		WON-LOST	WINNING	LAST 10	STRENGTH OF		OPP. STRENGTH	TEAM	ADJ	CONF.	ADJ CONF.
Average RPI Loss: 142		RECORD	PCT. RANK	GAMES	SCHEDULE		OF SCHEDULE	RPI	RPI	RPI	RPI
DIV. I ONLY		10- 12	.45455	189	284		191	242	.42971	242	24
DIV. I NON-CONF.		4- 9	.30769	257	283		137	276	.39304	282	23
TOTALS		RPI 1-25	RPI 26-50		W-L RECORDS		RPI 51-100		RPI 101-150		RPI 150+
10- 12	0- 1	0- 2		OVERALL		0- 1		0- 3		10- 5	
4- 4	0- 0	0- 2		HOME		0- 1		0- 1		4- 0	
3- 4	0- 0	0- 0		AWAY		0- 0		0- 2		3- 2	
3- 4	0- 1	0- 0		NEUTRAL		0- 0		0- 0		3- 3	
4- 9	0- 1	0- 2		NON-CONFERENCE		0- 0		0- 1		4- 5	
1- 2	0- 0	0- 2		HOME		0- 0		0- 0		1- 0	
0- 3	0- 0	0- 0		AWAY		0- 0		0- 1		0- 2	
3- 4	0- 1	0- 0		NEUTRAL		0- 0		0- 0		3- 3	
6- 3	0- 0	0- 0		CONFERENCE		0- 1		0- 2		6- 0	
3- 2	0- 0	0- 0		HOME		0- 1		0- 1		3- 0	
3- 1	0- 0	0- 0		AWAY		0- 0		0- 1		3- 0	
0- 0	0- 0	0- 0		NEUTRAL		0- 0		0- 0		0- 0	
RPI S	Opponent	Score	RPI S	Opponent	Score	RPI S	Opponent	Score	RPI S	Opponent	Score
12 N	Nebraska	1 3	35 H	Oregon St.	1 3	78 H	UMKC	1 3	109 A	Dayton	1 3
			36 H	Long Beach St.	1 3				134 A	New Mexico St.	2 3
									134 H	New Mexico St.	1 3
									154 A	Seattle	3 0
									191 A	Cal Poly	1 3
									209 A	Utah Valley	3 2
									210 A	Sam Houston St.	0 3
									211 H	Fresno St.	3 0
									221 N	IPFW	0 3
									247 N	Mississippi St.	3 0
									248 H	Grand Canyon	3 0
									258 N	Bowling Green	2 3
									273 N	La.-Monroe	3 0
									286 N	Sacramento St.	1 3
									300 A	Tex.-Pan American	3 1
									300 H	Tex.-Pan American	3 0
									313 N	San Jose St.	3 1
									322 H	Chicago St.	3 0
			LAST 10 GAMES								
			300 H	Tex.-Pan American	3 0	78 H	UMKC	1 3			
			134 H	New Mexico St.	1 3	322 H	Chicago St.	3 0			
			209 A	Utah Valley	3 2	134 A	New Mexico St.	2 3			
			154 A	Seattle	3 0	300 A	Tex.-Pan American	3 1			
			248 H	Grand Canyon	3 0	211 H	Fresno St.	3 0			

Non-Div. I Games:

Bakersfield



Average RPI Win:	228	WON-LOST	WINNING	LAST 10	STRENGTH OF	OPP. STRENGTH	TEAM	ADJ	CONF.	ADJ CONF.	
Average RPI Loss:	106	RECORD	PCT. RANK	GAMES	SCHEDULE	OF SCHEDULE	RPI	RPI	RPI	RPI	
DIV. I ONLY	5- 15	.25	280	0- 10	182	86	253	.42902	243	6	6
DIV. I NON-CONF.	5- 6	.45455	199	0- 1	308	146	257	.42767	251	6	6
<hr/>											
TOTALS	RPI 1-25	RPI 26-50		W-L RECORDS	RPI 51-100		RPI 101-150		RPI 150+		
5- 15	0- 2	0- 2		OVERALL	1- 2		0- 5		4- 4		
0- 5	0- 0	0- 1		HOME	0- 2		0- 0		0- 2		
1- 7	0- 2	0- 1		AWAY	1- 0		0- 3		0- 1		
4- 3	0- 0	0- 0		NEUTRAL	0- 0		0- 2		4- 1		
<hr/>											
5- 6	0- 0	0- 0		NON-CONFERENCE	1- 0		0- 4		4- 2		
0- 0	0- 0	0- 0		HOME	0- 0		0- 0		0- 0		
1- 3	0- 0	0- 0		AWAY	1- 0		0- 2		0- 1		
4- 3	0- 0	0- 0		NEUTRAL	0- 0		0- 2		4- 1		
<hr/>											
0- 9	0- 2	0- 2		CONFERENCE	0- 2		0- 1		0- 2		
0- 5	0- 0	0- 1		HOME	0- 2		0- 0		0- 2		
0- 4	0- 2	0- 1		AWAY	0- 0		0- 1		0- 0		
0- 0	0- 0	0- 0		NEUTRAL	0- 0		0- 0		0- 0		
<hr/>											
RPI	S	Opponent	Score	RPI	S	Opponent	Score	RPI	S	Opponent	Score
23	A	BYU	0 3	37	H	Loyola Marymount	1 3	51	H	Pacific	0 3
24	A	San Diego	0 3	49	A	Santa Clara	1 3	58	A	Baylor	3 0
								59	H	Gonzaga	1 3

Non-Div. I Games:

Portland



Average RPI Win:	295	WON-LOST	WINNING	LAST 10	STRENGTH OF	OPP. STRENGTH	TEAM	ADJ	CONF.	ADJ CONF.	
Average RPI Loss:	167	RECORD	PCT. RANK	GAMES	SCHEDULE	OF SCHEDULE	RPI	RPI	RPI	RPI	
DIV. I ONLY	11- 11	.5	165	5- 5	282	291	241	.42883	244	31	31
DIV. I NON-CONF.	6- 7	.46154	183	0- 1	199	263	214	.45931	220	31	31
<hr/>											
TOTALS	RPI 1-25	RPI 26-50		W-L RECORDS	RPI 51-100		RPI 101-150		RPI 150+		
11- 11	0- 1	0- 0		OVERALL	0- 1		0- 2		11- 7		
2- 2	0- 0	0- 0		HOME	0- 0		0- 0		2- 2		
4- 6	0- 1	0- 0		AWAY	0- 1		0- 1		4- 3		
5- 3	0- 0	0- 0		NEUTRAL	0- 0		0- 1		5- 2		
6- 7	0- 1	0- 0		NON-CONFERENCE	0- 1		0- 2		6- 3		
0- 0	0- 0	0- 0		HOME	0- 0		0- 0		0- 0		
1- 4	0- 1	0- 0		AWAY	0- 1		0- 1		1- 1		
5- 3	0- 0	0- 0		NEUTRAL	0- 0		0- 1		5- 2		
5- 4	0- 0	0- 0		CONFERENCE	0- 0		0- 0		5- 4		
2- 2	0- 0	0- 0		HOME	0- 0		0- 0		2- 2		
3- 2	0- 0	0- 0		AWAY	0- 0		0- 0		3- 2		
0- 0	0- 0	0- 0		NEUTRAL	0- 0		0- 0		0- 0		
RPI S	Opponent	Score	RPI S	Opponent	Score	RPI S	Opponent	Score	RPI S	Opponent	Score
17 A	Arizona	0 3				74 A	American	0 3	102 A	Towson	1 3
									126 N	Eastern Mich.	0 3
									182 H	Howard	1 3
									186 N	Tulane	0 3
									187 A	Hampton	1 3
									187 H	Hampton	2 3
									225 N	Manhattan	2 3
									246 A	UMBC	3 0
									246 N	UMBC	3 2
									267 A	La Salle	2 3
									267 N	La Salle	3 0
									285 A	Morgan St.	1 3
									285 H	Morgan St.	3 2
									303 A	UMES	3 2
									308 N	Saint Peter's	3 2
									315 A	Norfolk St.	3 1
									315 H	Norfolk St.	3 1
									317 N	NJIT	3 0
									320 A	Delaware St.	3 0
									323 N	Loyola Maryland	3 1
			LAST 10 GAMES								
			315 A	Norfolk St.	3 1	303 A	UMES	3 2			
			187 A	Hampton	1 3	187 H	Hampton	2 3			
			285 H	Morgan St.	3 2	315 H	Norfolk St.	3 1			
			182 H	Howard	1 3	285 A	Morgan St.	1 3			
			320 A	Delaware St.	3 0	186 N	Tulane	0 3			

Non-Div. I Games:

Coppin St.



Average RPI Win:		307	WON-LOST RECORD		WINNING PCT. RANK		LAST 10 GAMES		STRENGTH OF SCHEDULE		OPP. STRENGTH OF SCHEDULE		TEAM RPI		ADJ RPI		CONF. RPI		ADJ CONF. RPI	
DIV. I ONLY			10- 15		.4 224		8- 2		258		268		255		.42804 245		30		30	
DIV. I NON-CONF.			2- 14		.125 306		1- 1		155		188		284		.3935 281		29		30	
TOTALS		RPI 1-25		RPI 26-50		W-L RECORDS		RPI 51-100		RPI 101-150		RPI 150+								
10- 15		0- 0		0- 1		OVERALL		0- 4		0- 5		10- 5								
4- 4		0- 0		0- 0		HOME		0- 2		0- 1		4- 1								
6- 5		0- 0		0- 1		AWAY		0- 1		0- 1		6- 2								
0- 6		0- 0		0- 0		NEUTRAL		0- 1		0- 3		0- 2								
2- 14		0- 0		0- 1		NON-CONFERENCE		0- 3		0- 5		2- 5								
1- 3		0- 0		0- 0		HOME		0- 1		0- 1		1- 1								
1- 5		0- 0		0- 1		AWAY		0- 1		0- 1		1- 2								
0- 6		0- 0		0- 0		NEUTRAL		0- 1		0- 3		0- 2								
8- 1		0- 0		0- 0		CONFERENCE		0- 1		0- 0		8- 0								
3- 1		0- 0		0- 0		HOME		0- 1		0- 0		3- 0								
5- 0		0- 0		0- 0		AWAY		0- 0		0- 0		5- 0								
0- 0		0- 0		0- 0		NEUTRAL		0- 0		0- 0		0- 0								
RPI	S	Opponent		Score	RPI	S	Opponent		Score	RPI	S	Opponent		Score						
					33	A	Colorado	0	3	60	H	LIU Brooklyn	1	3						
										66	N	Butler	0	3						
										71	H	West Virginia	0	3						
										94	A	Milwaukee	0	3						
												106	N	UC Irvine	0	3				
												128	N	Idaho St.	0	3				
												141	H	Youngstown St.	1	3				
												143	A	Oakland	1	3				
												144	N	Miami (OH)	1	3				
												151	A	Duquesne	1	3				
												166	H	Indiana St.	1	3				
												190	N	North Dakota St.	2	3				
												258	N	Bowling Green	2	3				
												260	A	Akron	0	3				
												263	A	Central Conn. St.	3	2				
												291	A	Sacred Heart	3	1				
												291	H	Sacred Heart	3	0				
												297	A	Saint Francis (PA)	3	2				
												310	A	Bryant	3	2				
												317	A	NJIT	3	2				
												321	H	St. Francis Brooklyn	3	0				
												325	H	UMass Lowell	3	1				
												326	A	Fairleigh Dickinson	3	0				
												326	H	Fairleigh Dickinson	3	0				
LAST 10 GAMES																				
					291	A	Sacred Heart	3	1	317	A	NJIT	3	2						
					326	A	Fairleigh Dickinson	3	0	297	A	Saint Francis (PA)	3	2						
					60	H	LIU Brooklyn	1	3	310	A	Bryant	3	2						
					321	H	St. Francis Brooklyn	3	0	263	A	Central Conn. St.	3	2						
					151	A	Duquesne	1	3	291	H	Sacred Heart	3	0						

**Non-Div. I Games:**

Robert Morris



Average RPI Win: 276		WON-LOST RECORD		WINNING PCT. RANK		LAST 10 GAMES		STRENGTH OF SCHEDULE		OPP. STRENGTH OF SCHEDULE		TEAM RPI		ADJ RPI		CONF. RPI		ADJ CONF. RPI	
DIV. I ONLY		10- 11		.47619 179		5- 5		264		263		236		.42693 246		29		29	
DIV. I NON-CONF.		6- 7		.46154 183		1- 1		164		191		184		.47316 201		28		28	
TOTALS		RPI 1-25		RPI 26-50		W-L RECORDS		RPI 51-100		RPI 101-150		RPI 150+							
10- 11		0- 3		0- 0		OVERALL		0- 0		0- 1		10- 7							
1- 3		0- 0		0- 0		HOME		0- 0		0- 1		1- 2							
5- 5		0- 2		0- 0		AWAY		0- 0		0- 0		5- 3							
4- 3		0- 1		0- 0		NEUTRAL		0- 0		0- 0		4- 2							
6- 7		0- 3		0- 0		NON-CONFERENCE		0- 0		0- 1		6- 3							
0- 2		0- 0		0- 0		HOME		0- 0		0- 1		0- 1							
2- 2		0- 2		0- 0		AWAY		0- 0		0- 0		2- 0							
4- 3		0- 1		0- 0		NEUTRAL		0- 0		0- 0		4- 2							
4- 4		0- 0		0- 0		CONFERENCE		0- 0		0- 0		4- 4							
1- 1		0- 0		0- 0		HOME		0- 0		0- 0		1- 1							
3- 3		0- 0		0- 0		AWAY		0- 0		0- 0		3- 3							
0- 0		0- 0		0- 0		NEUTRAL		0- 0		0- 0		0- 0							
RPI	S	Opponent		Score		RPI	S	Opponent		Score		RPI	S	Opponent		Score			
3	N	Washington		0	3							126	H	Eastern Mich.		0	3		
17	A	Arizona		0	3							182	A	Howard		3	1		
23	A	BYU		0	3							186	N	Tulane		3	2		
												209	N	Utah Valley		0	3		
												230	A	Stony Brook		1	3		
												238	A	New Hampshire		0	3		
												238	H	New Hampshire		0	3		
												244	H	Coppin St.		0	3		
												244	N	Coppin St.		2	3		
												271	A	Hartford		3	2		
												276	N	Weber St.		3	2		
												280	A	Albany (NY)		3	2		
												290	N	South Dakota St.		3	0		
												293	A	Binghamton		0	3		
												303	A	UMES		3	0		
												325	A	UMass Lowell		3	0		
												325	H	UMass Lowell		3	1		
												326	N	Fairleigh Dickinson		3	0		
						LAST 10 GAMES													
						325	A	UMass Lowell		3	0	325	H	UMass Lowell		3	1		
						238	A	New Hampshire		0	3	271	A	Hartford		3	2		
						293	A	Binghamton		0	3	230	A	Stony Brook		1	3		
						280	A	Albany (NY)		3	2	182	A	Howard		3	1		
						238	H	New Hampshire		0	3	17	A	Arizona		0	3		

Non-Div. I Games:

UMBC



Average RPI Win: 264		WON-LOST RECORD		WINNING PCT. RANK		LAST 10 GAMES		STRENGTH OF SCHEDULE		OPP. STRENGTH OF SCHEDULE		TEAM RPI		ADJ RPI		CONF. RPI		ADJ CONF. RPI					
Average RPI Loss: 114																							
DIV. I ONLY		6- 19		.24 284		1- 9		115		137		244		.42649 247		5		5					
DIV. I NON-CONF.		5- 10		.33333 243		0- 0		226		268		264		.40845 267		5		5					
TOTALS		RPI 1-25		RPI 26-50		W-L RECORDS		RPI 51-100		RPI 101-150		RPI 150+											
6- 19		0- 3		0- 0		OVERALL		0- 7		0- 4		6- 5											
4- 8		0- 1		0- 0		HOME		0- 3		0- 2		4- 2											
0- 8		0- 2		0- 0		AWAY		0- 4		0- 1		0- 1											
2- 3		0- 0		0- 0		NEUTRAL		0- 0		0- 1		2- 2											
5- 10		0- 0		0- 0		NON-CONFERENCE		0- 3		0- 2		5- 5											
3- 5		0- 0		0- 0		HOME		0- 2		0- 1		3- 2											
0- 2		0- 0		0- 0		AWAY		0- 1		0- 0		0- 1											
2- 3		0- 0		0- 0		NEUTRAL		0- 0		0- 1		2- 2											
1- 9		0- 3		0- 0		CONFERENCE		0- 4		0- 2		1- 0											
1- 3		0- 1		0- 0		HOME		0- 1		0- 1		1- 0											
0- 6		0- 2		0- 0		AWAY		0- 3		0- 1		0- 0											
0- 0		0- 0		0- 0		NEUTRAL		0- 0		0- 0		0- 0											
RPI	S	Opponent		Score		RPI	S	Opponent		Score		RPI	S	Opponent		Score							
8	A	Florida		0 3								51	H	Pacific		0 3		110	A	Missouri	0 3		
8	H	Florida		0 3								62	A	Ole Miss		0 3		110	H	Missouri	2 3		
25	A	LSU		0 3								65	A	Arkansas		0 3		138	H	North Dakota	0 3		
												67	A	South Carolina		1 3		144	N	Miami (OH)	1 3		
												67	H	South Carolina		0 3		195	H	South Ala.	0 3		
												72	H	Memphis		2 3		208	H	Tennessee	3 2		
												87	A	Indiana		1 3		210	A	Sam Houston St.	1 3		
																		223	N	Southeast Mo. St.	3 2		
																		232	H	SIUE	1 3		
																		242	N	Bakersfield	0 3		
																		255	H	Northwestern St.	3 2		
																		272	H	Nicholls St.	3 0		
																		273	N	La.-Monroe	0 3		
																		300	N	Tex.-Pan American	3 1		
																		328	H	Mississippi Val.	3 0		
LAST 10 GAMES																							
8 A Florida						0 3						25 A LSU						0 3					
67 A South Carolina						1 3						8 H Florida						0 3					
110 H Missouri						2 3						67 H South Carolina						0 3					
208 H Tennessee						3 2						65 A Arkansas						0 3					
62 A Ole Miss						0 3						110 A Missouri						0 3					

Non-Div. I Games:

Mississippi St.



Average RPI Win: 287		WON-LOST RECORD		WINNING PCT. RANK		LAST 10 GAMES		STRENGTH OF SCHEDULE		OPP. STRENGTH OF SCHEDULE		TEAM RPI		ADJ RPI		CONF. RPI		ADJ CONF. RPI	
DIV. I ONLY		14- 9		.6087 117		4- 6		326		272		251		.42329 248		24		24	
DIV. I NON-CONF.		10- 3		.76923 50		1- 0		327		290		219		.46036 218		23		24	
TOTALS		RPI 1-25		RPI 26-50		W-L RECORDS		RPI 51-100		RPI 101-150		RPI 150+							
14- 9		0- 0		0- 0		OVERALL		0- 2		1- 2		13- 5							
3- 2		0- 0		0- 0		HOME		0- 1		1- 0		2- 1							
2- 7		0- 0		0- 0		AWAY		0- 1		0- 2		2- 4							
9- 0		0- 0		0- 0		NEUTRAL		0- 0		0- 0		9- 0							
10- 3		0- 0		0- 0		NON-CONFERENCE		0- 1		0- 1		10- 1							
0- 1		0- 0		0- 0		HOME		0- 0		0- 0		0- 1							
1- 2		0- 0		0- 0		AWAY		0- 1		0- 1		1- 0							
9- 0		0- 0		0- 0		NEUTRAL		0- 0		0- 0		9- 0							
4- 6		0- 0		0- 0		CONFERENCE		0- 1		1- 1		3- 4							
3- 1		0- 0		0- 0		HOME		0- 1		1- 0		2- 0							
1- 5		0- 0		0- 0		AWAY		0- 0		0- 1		1- 4							
0- 0		0- 0		0- 0		NEUTRAL		0- 0		0- 0		0- 0							
RPI	S	Opponent	Score	RPI	S	Opponent	Score	RPI	S	Opponent	Score	RPI	S	Opponent	Score				
								59	A	Gonzaga	1 3	116	A	Northern Ariz.	0 3				
								78	H	UMKC	2 3	134	A	New Mexico St.	0 3				
												134	H	New Mexico St.	3 2				
												154	A	Seattle	1 3				
												209	A	Utah Valley	1 3				
												222	H	Southern Utah	1 3				
												242	A	Bakersfield	0 3				
												262	A	Texas Southern	3 0				
												270	N	Montana St.	3 2				
												280	N	Albany (NY)	3 2				
												282	N	Canisius	3 2				
												283	N	UC Riverside	3 1				
												290	N	South Dakota St.	3 0				
												300	A	Tex.-Pan American	2 3				
												300	H	Tex.-Pan American	3 1				
												313	N	San Jose St.	3 0				
												318	N	Prairie View	3 0				
												319	N	New Orleans	3 0				
												322	A	Chicago St.	3 2				
												322	H	Chicago St.	3 0				
												325	N	UMass Lowell	3 0				
LAST 10 GAMES																			

Non-Div. I Games:

Grand Canyon



Average RPI Win:	276	WON-LOST	WINNING	LAST 10	STRENGTH OF	OPP. STRENGTH	TEAM	ADJ	CONF.	ADJ CONF.			
Average RPI Loss:	166	RECORD	PCT. RANK	GAMES	SCHEDULE	OF SCHEDULE	RPI	RPI	RPI	RPI			
DIV. I ONLY	10- 14	.41667	213	3- 7	244	282	243	.42246	249	25	25		
DIV. I NON-CONF.	7- 7	.5	162	0- 0	204	298	211	.46508	207	24	23		
<hr/>													
TOTALS	RPI 1-25	RPI 26-50		W-L RECORDS		RPI 51-100		RPI 101-150		RPI 150+			
10- 14	0- 0	0- 0		OVERALL		0- 3		0- 3		10- 8			
4- 7	0- 0	0- 0		HOME		0- 0		0- 2		4- 5			
3- 4	0- 0	0- 0		AWAY		0- 1		0- 1		3- 2			
3- 3	0- 0	0- 0		NEUTRAL		0- 2		0- 0		3- 1			
<hr/>													
7- 7	0- 0	0- 0		NON-CONFERENCE		0- 3		0- 2		7- 2			
2- 3	0- 0	0- 0		HOME		0- 0		0- 2		2- 1			
2- 1	0- 0	0- 0		AWAY		0- 1		0- 0		2- 0			
3- 3	0- 0	0- 0		NEUTRAL		0- 2		0- 0		3- 1			
<hr/>													
3- 7	0- 0	0- 0		CONFERENCE		0- 0		0- 1		3- 6			
2- 4	0- 0	0- 0		HOME		0- 0		0- 0		2- 4			
1- 3	0- 0	0- 0		AWAY		0- 0		0- 1		1- 2			
0- 0	0- 0	0- 0		NEUTRAL		0- 0		0- 0		0- 0			
<hr/>													
RPI	S	Opponent	Score	RPI	S	Opponent	Score	RPI	S	Opponent	Score		
				62 N Ole Miss				1	3	125 A Murray St.		1	3
				72 A Memphis				0	3	136 H Southern Ill.		0	3
				92 N Arkansas St.				0	3	137 H Valparaiso		0	3
								167 A Eastern Ky.		0	3		
								172 H Belmont		0	3		
								176 N Stetson		2	3		
								200 H Western Caro.		3	1		
								205 H Drake		0	3		
								223 H Southeast Mo. St.		3	2		
								224 H Eastern Ill.		1	3		
								232 H SIUE		3	0		
								235 A Chattanooga		3	0		
								237 H Jacksonville St.		2	3		
								252 H Tennessee St.		2	3		
								266 A Austin Peay		2	3		
								279 A Alabama St.		3	2		
								302 A Morehead St.		3	0		
								311 N Southern U.		3	0		
								316 H Alabama A&M		3	0		
								330 N South Carolina St.		3	1		
				330 N South Carolina St.		3	0						
LAST 10 GAMES													
172 H Belmont				0	3	302 A Morehead St.				3	0		
252 H Tennessee St.				2	3	237 H Jacksonville St.				2	3		
232 H SIUE				3	0	223 H Southeast Mo. St.				3	2		
224 H Eastern Ill.				1	3	125 A Murray St.				1	3		
167 A Eastern Ky.				0	3	266 A Austin Peay				2	3		

Non-Div. I Games:

UT Martin



Average RPI Win: 248		WON-LOST	WINNING	LAST 10	STRENGTH OF		OPP. STRENGTH	TEAM	ADJ	CONF.	ADJ CONF.
Average RPI Loss: 131		RECORD	PCT. RANK	GAMES	SCHEDULE		OF SCHEDULE	RPI	RPI	RPI	RPI
DIV. I ONLY		5- 17	.22727 291	5- 5	157		158	262	.42077 250	22	21
DIV. I NON-CONF.		0- 12	0 318	0- 0	97		121	288	.39113 283	19	19
TOTALS		RPI 1-25	RPI 26-50	W-L RECORDS	RPI 51-100		RPI 101-150		RPI 150+		
5- 17	0- 0		0- 0	OVERALL	0- 7		0- 4		5- 6		
2- 7	0- 0		0- 0	HOME	0- 4		0- 1		2- 2		
3- 5	0- 0		0- 0	AWAY	0- 2		0- 2		3- 1		
0- 5	0- 0		0- 0	NEUTRAL	0- 1		0- 1		0- 3		
0- 12	0- 0		0- 0	NON-CONFERENCE	0- 6		0- 1		0- 5		
0- 5	0- 0		0- 0	HOME	0- 3		0- 0		0- 2		
0- 2	0- 0		0- 0	AWAY	0- 2		0- 0		0- 0		
0- 5	0- 0		0- 0	NEUTRAL	0- 1		0- 1		0- 3		
5- 5	0- 0		0- 0	CONFERENCE	0- 1		0- 3		5- 1		
2- 2	0- 0		0- 0	HOME	0- 1		0- 1		2- 0		
3- 3	0- 0		0- 0	AWAY	0- 0		0- 2		3- 1		
0- 0	0- 0		0- 0	NEUTRAL	0- 0		0- 0		0- 0		
RPI S	Opponent	Score	RPI S	Opponent	Score	RPI S	Opponent	Score	RPI S	Opponent	Score
						56 A	Wyoming	0 3	116 A	Northern Ariz.	0 3
						56 H	Wyoming	0 3	122 N	Ball St.	2 3
						59 H	Gonzaga	0 3	138 H	North Dakota	1 3
						68 H	Washington St.	0 3	149 A	Idaho	0 3
						69 N	Seton Hall	0 3	154 H	Seattle	2 3
						71 A	West Virginia	0 3	185 H	Portland St.	3 2
						98 H	Northern Colo.	1 3	188 A	Eastern Wash.	0 3
									191 H	Cal Poly	1 3
									192 N	Kent St.	2 3
									195 N	South Ala.	2 3
									222 A	Southern Utah	3 2
									270 A	Montana St.	3 2
									276 A	Weber St.	3 2
									286 H	Sacramento St.	3 1
									297 N	Saint Francis (PA)	1 3
			LAST 10 GAMES								
			286 H	Sacramento St.	3 1	116 A	Northern Ariz.	0 3			
			185 H	Portland St.	3 2	98 H	Northern Colo.	1 3			
			188 A	Eastern Wash.	0 3	138 H	North Dakota	1 3			
			149 A	Idaho	0 3	270 A	Montana St.	3 2			
			222 A	Southern Utah	3 2	276 A	Weber St.	3 2			

Non-Div. I Games:

Montana



Average RPI Win: 202		WON-LOST RECORD		WINNING PCT. RANK		LAST 10 GAMES		STRENGTH OF SCHEDULE		OPP. STRENGTH OF SCHEDULE		TEAM RPI		ADJ RPI		CONF. RPI		ADJ CONF. RPI	
DIV. I ONLY		5- 14		.26316 277		2- 8		221		93		261		.42051 251		10		10	
DIV. I NON-CONF.		3- 7		.3 263		0- 1		238		76		261		.42641 253		10		10	
TOTALS		RPI 1-25		RPI 26-50		W-L RECORDS		RPI 51-100		RPI 101-150		RPI 150+							
5- 14		0- 0		0- 0		OVERALL		0- 6		1- 4		4- 4							
2- 3		0- 0		0- 0		HOME		0- 2		1- 0		1- 1							
1- 7		0- 0		0- 0		AWAY		0- 3		0- 2		1- 2							
2- 4		0- 0		0- 0		NEUTRAL		0- 1		0- 2		2- 1							
3- 7		0- 0		0- 0		NON-CONFERENCE		0- 3		0- 2		3- 2							
1- 0		0- 0		0- 0		HOME		0- 0		0- 0		1- 0							
0- 3		0- 0		0- 0		AWAY		0- 2		0- 0		0- 1							
2- 4		0- 0		0- 0		NEUTRAL		0- 1		0- 2		2- 1							
2- 7		0- 0		0- 0		CONFERENCE		0- 3		1- 2		1- 2							
1- 3		0- 0		0- 0		HOME		0- 2		1- 0		0- 1							
1- 4		0- 0		0- 0		AWAY		0- 1		0- 2		1- 1							
0- 0		0- 0		0- 0		NEUTRAL		0- 0		0- 0		0- 0							
RPI S	Opponent	Score		RPI S	Opponent	Score		RPI S	Opponent	Score		RPI S	Opponent	Score					
								51 N	Pacific	1	3	111 N	San Francisco	0	3				
								63 H	UNLV	0	3	114 N	UC Santa Barbara	0	3				
								86 A	Denver	1	3	117 A	Boise St.	0	3				
								95 A	California	1	3	121 A	Utah St.	0	3				
								99 A	New Mexico	1	3	135 H	San Diego St.	3	1				
								99 H	New Mexico	0	3	165 A	Pepperdine	2	3				
												181 N	Oral Roberts	3	0				
												195 N	South Ala.	3	1				
												199 N	UTEP	0	3				
												211 A	Fresno St.	3	2				
												212 A	Air Force	1	3				
												212 H	Air Force	2	3				
												286 H	Sacramento St.	3	0				
LAST 10 GAMES																			
								212 A	Air Force	1	3	117 A	Boise St.	0	3				
								99 A	New Mexico	1	3	211 A	Fresno St.	3	2				
								63 H	UNLV	0	3	99 H	New Mexico	0	3				
								135 H	San Diego St.	3	1	212 H	Air Force	2	3				
								121 A	Utah St.	0	3	111 N	San Francisco	0	3				

Non-Div. I Games:

Nevada



Average RPI Win: 274		WON-LOST	WINNING	LAST 10	STRENGTH OF		OPP. STRENGTH	TEAM	ADJ	CONF.	ADJ CONF.										
Average RPI Loss: 149		RECORD	PCT. RANK	GAMES	SCHEDULE		OF SCHEDULE	RPI	RPI	RPI	RPI										
DIV. I ONLY		9- 16	.36	247	3- 7		234	233	250	.41932	252	25									
DIV. I NON-CONF.		6- 9	.4	219	1- 0		201	190	229	.45751	221	23									
<hr/>																					
TOTALS		RPI 1-25		RPI 26-50		W-L RECORDS		RPI 51-100		RPI 101-150		RPI 150+									
9- 16		0- 0		0- 1		OVERALL		0- 4		0- 4		9- 7									
3- 4		0- 0		0- 0		HOME		0- 0		0- 1		3- 3									
3- 7		0- 0		0- 0		AWAY		0- 3		0- 1		3- 3									
3- 5		0- 0		0- 1		NEUTRAL		0- 1		0- 2		3- 1									
6- 9		0- 0		0- 1		NON-CONFERENCE		0- 4		0- 3		6- 1									
2- 0		0- 0		0- 0		HOME		0- 0		0- 0		2- 0									
1- 4		0- 0		0- 0		AWAY		0- 3		0- 1		1- 0									
3- 5		0- 0		0- 1		NEUTRAL		0- 1		0- 2		3- 1									
3- 7		0- 0		0- 0		CONFERENCE		0- 0		0- 1		3- 6									
1- 4		0- 0		0- 0		HOME		0- 0		0- 1		1- 3									
2- 3		0- 0		0- 0		AWAY		0- 0		0- 0		2- 3									
0- 0		0- 0		0- 0		NEUTRAL		0- 0		0- 0		0- 0									
RPI	S	Opponent		Score		RPI	S	Opponent		Score		RPI	S	Opponent		Score					
				46	N	Michigan		0	3	54	A	Louisville		0	3	115	A	Cincinnati		1	3
										61	N	Appalachian St.		0	3	115	N	Cincinnati		1	3
										65	A	Arkansas		0	3	125	H	Murray St.		0	3
										77	A	Clemson		2	3	142	N	Stephen F. Austin		0	3
																167	H	Eastern Ky.		1	3
																172	H	Belmont		1	3
																217	H	East Tenn. St.		3	1
																223	A	Southeast Mo. St.		0	3
																227	N	William & Mary		3	2
																231	N	Central Mich.		1	3
																232	A	SIUE		3	1
																237	A	Jacksonville St.		0	3
																249	A	UT Martin		3	2
																266	H	Austin Peay		0	3
																287	A	Tennessee Tech		1	3
																295	N	Wofford		3	1
																301	N	Charleston So.		3	0
																302	H	Morehead St.		3	2
																316	A	Alabama A&M		3	1
																324	H	Ark.-Pine Bluff		3	0
<hr/>																					
LAST 10 GAMES																					
				223	A	Southeast Mo. St.		0	3	237	A	Jacksonville St.		0	3						
				249	A	UT Martin		3	2	324	H	Ark.-Pine Bluff		3	0						
				125	H	Murray St.		0	3	232	A	SIUE		3	1						
				266	H	Austin Peay		0	3	172	H	Belmont		1	3						
				287	A	Tennessee Tech		1	3	167	H	Eastern Ky.		1	3						

Non-Div. I Games:

Tennessee St.



Average RPI Win: 301		WON-LOST RECORD	WINNING PCT. RANK	LAST 10 GAMES	STRENGTH OF SCHEDULE	OPP. STRENGTH OF SCHEDULE	TEAM RPI	ADJ RPI		CONF. RPI	ADJ CONF. RPI								
Average RPI Loss: 169																			
DIV. I ONLY		13- 11	.54167 152	6- 4	309	290	249	.41698	253	28	28								
DIV. I NON-CONF.		6- 7	.46154 183	1- 0	311	274	268	.40728	269	30	29								
<hr/>																			
TOTALS		RPI 1-25	RPI 26-50		W-L RECORDS		RPI 51-100		RPI 101-150		RPI 150+								
13- 11		0- 1	0- 1		OVERALL		0- 1		0- 1		13- 7								
6- 1		0- 0	0- 0		HOME		0- 0		0- 0		6- 1								
4- 6		0- 0	0- 0		AWAY		0- 1		0- 1		4- 4								
3- 4		0- 1	0- 1		NEUTRAL		0- 0		0- 0		3- 2								
6- 7		0- 1	0- 1		NON-CONFERENCE		0- 1		0- 0		6- 4								
2- 0		0- 0	0- 0		HOME		0- 0		0- 0		2- 0								
1- 3		0- 0	0- 0		AWAY		0- 1		0- 0		1- 2								
3- 4		0- 1	0- 1		NEUTRAL		0- 0		0- 0		3- 2								
7- 4		0- 0	0- 0		CONFERENCE		0- 0		0- 1		7- 3								
4- 1		0- 0	0- 0		HOME		0- 0		0- 0		4- 1								
3- 3		0- 0	0- 0		AWAY		0- 0		0- 1		3- 2								
0- 0		0- 0	0- 0		NEUTRAL		0- 0		0- 0		0- 0								
RPI S	Opponent	Score		RPI S	Opponent	Score		RPI S	Opponent	Score									
13 N	Southern California	0	3	42 N	UALR	0	3	51 A	Pacific	0	3								
								145 A	Marist	2	3								
								189 N	Northeastern	1	3								
								197 N	Campbell	1	3								
								207 A	Fairfield	0	3								
								207 H	Fairfield	0	3								
								225 H	Manhattan	3	2								
								240 A	Siena	0	3								
								256 A	Niagara	3	1								
								267 A	La Salle	1	3								
								282 A	Canisius	3	0								
								293 N	Binghamton	3	1								
								298 A	Fordham	3	2								
								303 A	UMES	1	3								
								306 N	Bethune-Cookman	3	1								
								308 H	Saint Peter's	3	0								
								309 H	Iona	3	2								
								320 H	Delaware St.	3	0								
								326 H	Fairleigh Dickinson	3	1								
								326 N	Fairleigh Dickinson	3	0								
								329 A	Quinnipiac	3	1								
								329 H	Quinnipiac	3	0								
								LAST 10 GAMES											
								329 A Quinnipiac				3	1	207 H Fairfield				0	3
207 A Fairfield				0	3	320 H Delaware St.				3	0								
240 A Siena				0	3	309 H Iona				3	2								
145 A Marist				2	3	225 H Manhattan				3	2								
329 H Quinnipiac				3	0	282 A Canisius				3	0								

Non-Div. I Games:

Rider



Average RPI Win: 258		WON-LOST	WINNING	LAST 10	STRENGTH OF		OPP. STRENGTH	TEAM	ADJ	CONF.	ADJ CONF.
Average RPI Loss: 149		RECORD	PCT. RANK	GAMES	SCHEDULE		OF SCHEDULE	RPI	RPI	RPI	RPI
DIV. I ONLY		7- 17	.29167	269	3- 7		149	244	247	.41674	254
DIV. I NON-CONF.		4- 8	.33333	243	0- 0		55	171	164	.49876	161
TOTALS		RPI 1-25	RPI 26-50		W-L RECORDS		RPI 51-100		RPI 101-150		RPI 150+
7- 17	0- 0	0- 1		OVERALL		0- 5		1- 3		6- 8	
1- 3	0- 0	0- 0		HOME		0- 0		0- 1		1- 2	
2- 9	0- 0	0- 0		AWAY		0- 3		0- 1		2- 5	
4- 5	0- 0	0- 1		NEUTRAL		0- 2		1- 1		3- 1	
4- 8	0- 0	0- 1		NON-CONFERENCE		0- 5		1- 1		3- 1	
0- 0	0- 0	0- 0		HOME		0- 0		0- 0		0- 0	
0- 3	0- 0	0- 0		AWAY		0- 3		0- 0		0- 0	
4- 5	0- 0	0- 1		NEUTRAL		0- 2		1- 1		3- 1	
3- 9	0- 0	0- 0		CONFERENCE		0- 0		0- 2		3- 7	
1- 3	0- 0	0- 0		HOME		0- 0		0- 1		1- 2	
2- 6	0- 0	0- 0		AWAY		0- 0		0- 1		2- 5	
0- 0	0- 0	0- 0		NEUTRAL		0- 0		0- 0		0- 0	
RPI S	Opponent	Score	RPI S	Opponent	Score	RPI S	Opponent	Score	RPI S	Opponent	Score
			38 N	Western Ky.	0 3	73 A	Missouri St.	0 3	108 H	Central Ark.	0 3
						75 A	Texas-Arlington	0 3	117 N	Boise St.	0 3
						79 A	Texas Tech	0 3	139 N	Texas St.	3 2
						86 N	Denver	1 3	142 A	Stephen F. Austin	0 3
						94 N	Milwaukee	0 3	169 A	A&M-Corpus Christi	1 3
									169 H	A&M-Corpus Christi	0 3
									181 N	Oral Roberts	1 3
									202 H	Houston Baptist	0 3
									210 A	Sam Houston St.	0 3
									233 N	Omaha	3 1
									234 N	Gardner-Webb	3 0
									255 A	Northwestern St.	1 3
									261 A	Southeastern La.	1 3
									269 A	McNeese St.	3 1
									278 A	Lamar	0 3
									299 H	Abilene Christian	3 2
									314 N	Jackson St.	3 0
									319 A	New Orleans	3 1
			LAST 10 GAMES								
			319 A	New Orleans	3 1	278 A	Lamar	0 3			
			261 A	Southeastern La.	1 3	210 A	Sam Houston St.	0 3			
			202 H	Houston Baptist	0 3	255 A	Northwestern St.	1 3			
			169 H	A&M-Corpus Christi	0 3	142 A	Stephen F. Austin	0 3			
			269 A	McNeese St.	3 1	299 H	Abilene Christian	3 2			

Non-Div. I Games:

Incarnate Word



Average RPI Win:	263	WON-LOST RECORD	WINNING PCT. RANK	LAST 10 GAMES	STRENGTH OF SCHEDULE	OPP. STRENGTH OF SCHEDULE	TEAM RPI	ADJ RPI	CONF. RPI	ADJ CONF. RPI	
DIV. I ONLY		10- 14	.41667 213	6- 4	277	247	252	.41597 255	26	26	
DIV. I NON-CONF.		3- 10	.23077 280	0- 0	202	206	272	.40377 270	26	25	
<hr/>											
TOTALS	RPI 1-25	RPI 26-50		W-L RECORDS	RPI 51-100		RPI 101-150		RPI 150+		
10- 14	0- 0	0- 0		OVERALL	0- 3		1- 3		9- 8		
5- 1	0- 0	0- 0		HOME	0- 0		0- 0		5- 1		
2- 8	0- 0	0- 0		AWAY	0- 2		0- 3		2- 3		
3- 5	0- 0	0- 0		NEUTRAL	0- 1		1- 0		2- 4		
<hr/>											
3- 10	0- 0	0- 0		NON-CONFERENCE	0- 3		1- 2		2- 5		
0- 0	0- 0	0- 0		HOME	0- 0		0- 0		0- 0		
0- 5	0- 0	0- 0		AWAY	0- 2		0- 2		0- 1		
3- 5	0- 0	0- 0		NEUTRAL	0- 1		1- 0		2- 4		
<hr/>											
7- 4	0- 0	0- 0		CONFERENCE	0- 0		0- 1		7- 3		
5- 1	0- 0	0- 0		HOME	0- 0		0- 0		5- 1		
2- 3	0- 0	0- 0		AWAY	0- 0		0- 1		2- 2		
0- 0	0- 0	0- 0		NEUTRAL	0- 0		0- 0		0- 0		
<hr/>											
RPI S	Opponent	Score	RPI S	Opponent	Score	RPI S	Opponent	Score	RPI S	Opponent	Score
						58 A	Baylor	1 3	110 N	Missouri	3 0
						72 N	Memphis	0 3	131 A	La.-Lafayette	1 3
						82 A	Auburn	2 3	142 A	Stephen F. Austin	0 3
									146 A	North Texas	2 3
									163 N	Southern Miss.	1 3
									169 A	A&M-Corpus Christi	1 3
									183 N	Florida A&M	1 3
									195 N	South Ala.	1 3
									202 A	Houston Baptist	3 0
									210 H	Sam Houston St.	2 3
									237 N	Jacksonville St.	2 3
									247 A	Mississippi St.	2 3
									254 H	Incarnate Word	3 1
									261 H	Southeastern La.	3 1
									269 A	McNeese St.	3 2
									272 A	Nicholls St.	0 3
									278 H	Lamar	3 2
									299 H	Abilene Christian	3 2
									311 N	Southern U.	3 0
									319 H	New Orleans	3 0
									328 N	Mississippi Val.	3 0
<hr/>											
LAST 10 GAMES											
						210 H	Sam Houston St.	2 3	169 A	A&M-Corpus Christi	1 3
						278 H	Lamar	3 2	202 A	Houston Baptist	3 0
						142 A	Stephen F. Austin	0 3	254 H	Incarnate Word	3 1
						261 H	Southeastern La.	3 1	299 H	Abilene Christian	3 2
						319 H	New Orleans	3 0	272 A	Nicholls St.	0 3

Non-Div. I Games:

Northwestern St.



Average RPI Win:	299	WON-LOST RECORD	WINNING PCT. RANK	LAST 10 GAMES	STRENGTH OF SCHEDULE	OPP. STRENGTH OF SCHEDULE	TEAM RPI	ADJ RPI	CONF. RPI	ADJ CONF. RPI		
Average RPI Loss:	170											
DIV. I ONLY		10- 13	.43478	195	6- 4	279	280	254	.41467	256	28	28
DIV. I NON-CONF.		4- 7	.36364	237	0- 0	242	217	256	.42881	249	30	29
<hr/>												
TOTALS	RPI 1-25	RPI 26-50		W-L RECORDS		RPI 51-100		RPI 101-150		RPI 150+		
10- 13	0- 0	0- 1		OVERALL		0- 2		0- 1		10- 9		
6- 4	0- 0	0- 0		HOME		0- 1		0- 0		6- 3		
2- 7	0- 0	0- 1		AWAY		0- 0		0- 1		2- 5		
2- 2	0- 0	0- 0		NEUTRAL		0- 1		0- 0		2- 1		
4- 7	0- 0	0- 1		NON-CONFERENCE		0- 2		0- 0		4- 4		
2- 1	0- 0	0- 0		HOME		0- 1		0- 0		2- 0		
0- 4	0- 0	0- 1		AWAY		0- 0		0- 0		0- 3		
2- 2	0- 0	0- 0		NEUTRAL		0- 1		0- 0		2- 1		
6- 6	0- 0	0- 0		CONFERENCE		0- 0		0- 1		6- 5		
4- 3	0- 0	0- 0		HOME		0- 0		0- 0		4- 3		
2- 3	0- 0	0- 0		AWAY		0- 0		0- 1		2- 2		
0- 0	0- 0	0- 0		NEUTRAL		0- 0		0- 0		0- 0		
RPI	S	Opponent	Score	RPI	S	Opponent	Score	RPI	S	Opponent	Score	
				50	A	Pittsburgh	0 3	71	H	West Virginia	0 3	
								90	N	Temple	0 3	
								145	A	Marist	0 3	
								151	N	Duquesne	0 3	
								155	A	Buffalo	0 3	
								196	A	Syracuse	1 3	
								201	A	Colgate	2 3	
								207	H	Fairfield	1 3	
								225	A	Manhattan	1 3	
								225	H	Manhattan	1 3	
								234	H	Gardner-Webb	3 2	
								240	A	Siena	2 3	
								253	H	Rider	1 3	
								282	A	Canisius	3 2	
								282	H	Canisius	3 0	
								305	H	Providence	3 1	
								308	H	Saint Peter's	3 1	
								309	A	Iona	3 0	
								309	H	Iona	3 2	
								315	N	Norfolk St.	3 1	
								320	N	Delaware St.	3 2	
								329	H	Quinnipiac	3 0	
				LAST 10 GAMES								
				225	H	Manhattan	1 3	309	A	Iona	3 0	
				309	H	Iona	3 2	225	A	Manhattan	1 3	
				282	H	Canisius	3 0	282	A	Canisius	3 2	
				207	H	Fairfield	1 3	308	H	Saint Peter's	3 1	
				329	H	Quinnipiac	3 0	253	H	Rider	1 3	

Non-Div. I Games:

Niagara



Average RPI Win: 299		WON-LOST	WINNING	LAST 10	STRENGTH OF		OPP. STRENGTH	TEAM	ADJ	CONF.	ADJ CONF.
Average RPI Loss: 152		RECORD	PCT. RANK	GAMES	SCHEDULE		OF SCHEDULE	RPI	RPI	RPI	RPI
DIV. I ONLY		9- 15	.375	240	255		274	265	.41448	257	15
DIV. I NON-CONF.		8- 6	.57143	141	300		319	243	.44555	237	14
TOTALS		RPI 1-25	RPI 26-50		W-L RECORDS		RPI 51-100		RPI 101-150		RPI 150+
9- 15	0- 0	0- 1		OVERALL		0- 3		0- 4		9- 7	
3- 6	0- 0	0- 1		HOME		0- 1		0- 2		3- 2	
2- 7	0- 0	0- 0		AWAY		0- 1		0- 1		2- 5	
4- 2	0- 0	0- 0		NEUTRAL		0- 1		0- 1		4- 0	
8- 6	0- 0	0- 0		NON-CONFERENCE		0- 2		0- 2		8- 2	
3- 1	0- 0	0- 0		HOME		0- 0		0- 1		3- 0	
1- 3	0- 0	0- 0		AWAY		0- 1		0- 0		1- 2	
4- 2	0- 0	0- 0		NEUTRAL		0- 1		0- 1		4- 0	
1- 9	0- 0	0- 1		CONFERENCE		0- 1		0- 2		1- 5	
0- 5	0- 0	0- 1		HOME		0- 1		0- 1		0- 2	
1- 4	0- 0	0- 0		AWAY		0- 0		0- 1		1- 3	
0- 0	0- 0	0- 0		NEUTRAL		0- 0		0- 0		0- 0	
RPI S	Opponent	Score	RPI S	Opponent	Score	RPI S	Opponent	Score	RPI S	Opponent	Score
			38 H	Western Ky.	0 3	62 A	Ole Miss	0 3	142 H	Stephen F. Austin	1 3
						75 N	Texas-Arlington	0 3	143 N	Oakland	0 3
						89 H	UTSA	1 3	146 A	North Texas	0 3
									146 H	North Texas	0 3
									159 A	Western Mich.	0 3
									163 A	Southern Miss.	0 3
									163 H	Southern Miss.	0 3
									213 A	Charlotte	3 1
									214 A	Middle Tenn.	2 3
									236 H	FIU	0 3
									241 A	UAB	0 3
									269 A	McNeese St.	1 3
									278 N	Lamar	3 1
									297 N	Saint Francis (PA)	3 2
									300 H	Tex.-Pan American	3 1
									314 N	Jackson St.	3 0
									314 N	Jackson St.	3 0
									319 H	New Orleans	3 0
									324 A	Ark.-Pine Bluff	3 0
									331 H	Grambling	3 0
LAST 10 GAMES											
			163 A	Southern Miss.	0 3	89 H	UTSA	1 3			
			213 A	Charlotte	3 1	214 A	Middle Tenn.	2 3			
			146 H	North Texas	0 3	146 A	North Texas	0 3			
			331 H	Grambling	3 0	241 A	UAB	0 3			
			236 H	FIU	0 3	38 H	Western Ky.	0 3			

Non-Div. I Games:

Louisiana Tech



Average RPI Win: 246		WON-LOST RECORD		WINNING PCT. RANK		LAST 10 GAMES		STRENGTH OF SCHEDULE		OPP. STRENGTH OF SCHEDULE		TEAM RPI		ADJ RPI		CONF. RPI		ADJ CONF. RPI	
Average RPI Loss: 141																			
DIV. I ONLY		5- 17		.22727 291		2- 8		143		175		260		.41445 258		16		16	
DIV. I NON-CONF.		3- 9		.25 274		0- 0		116		176		246		.43478 246		16		16	
TOTALS		RPI 1-25		RPI 26-50		W-L RECORDS		RPI 51-100		RPI 101-150		RPI 150+							
5- 17		0- 0		0- 3		OVERALL		0- 0		0- 7		5- 7							
2- 7		0- 0		0- 2		HOME		0- 0		0- 3		2- 2							
1- 6		0- 0		0- 1		AWAY		0- 0		0- 2		1- 3							
2- 4		0- 0		0- 0		NEUTRAL		0- 0		0- 2		2- 2							
3- 9		0- 0		0- 2		NON-CONFERENCE		0- 0		0- 4		3- 3							
0- 3		0- 0		0- 1		HOME		0- 0		0- 1		0- 1							
1- 2		0- 0		0- 1		AWAY		0- 0		0- 1		1- 0							
2- 4		0- 0		0- 0		NEUTRAL		0- 0		0- 2		2- 2							
2- 8		0- 0		0- 1		CONFERENCE		0- 0		0- 3		2- 4							
2- 4		0- 0		0- 1		HOME		0- 0		0- 2		2- 1							
0- 4		0- 0		0- 0		AWAY		0- 0		0- 1		0- 3							
0- 0		0- 0		0- 0		NEUTRAL		0- 0		0- 0		0- 0							
RPI	S	Opponent		Score		RPI	S	Opponent		Score		RPI	S	Opponent		Score			
				40	A	Creighton		0	3			101	N	Wichita St.		2	3		
				44	H	Ohio		0	3			106	N	UC Irvine		0	3		
				50	H	Pittsburgh		0	3			109	H	Dayton		1	3		
												122	H	Ball St.		0	3		
												126	A	Eastern Mich.		0	3		
												143	A	Oakland		0	3		
												144	H	Miami (OH)		1	3		
												155	A	Buffalo		0	3		
												159	H	Western Mich.		2	3		
												165	N	Pepperdine		0	3		
												192	H	Kent St.		3	0		
												214	H	Middle Tenn.		2	3		
												221	N	IPFW		0	3		
												231	A	Central Mich.		1	3		
												242	N	Bakersfield		3	2		
												245	N	Robert Morris		3	2		
												260	A	Akron		0	3		
												274	H	Toledo		3	1		
												275	A	Wright St.		3	2		
LAST 10 GAMES																			
				122	H	Ball St.		0	3	192	H	Kent St.		3	0				
				274	H	Toledo		3	1	159	H	Western Mich.		2	3				
				126	A	Eastern Mich.		0	3	144	H	Miami (OH)		1	3				
				231	A	Central Mich.		1	3	260	A	Akron		0	3				
				44	H	Ohio		0	3	155	A	Buffalo		0	3				

Non-Div. I Games:

Bowling Green



Average RPI Win: 238		WON-LOST	WINNING	LAST 10	STRENGTH OF		OPP. STRENGTH	TEAM	ADJ	CONF.	ADJ CONF.
Average RPI Loss: 148		RECORD	PCT. RANK	GAMES	SCHEDULE		OF SCHEDULE	RPI	RPI	RPI	RPI
DIV. I ONLY		7- 16	.30435	264	3- 7		208	184	256	.41406	259
DIV. I NON-CONF.		4- 8	.33333	243	0- 0		289	238	278	.38889	284
TOTALS		RPI 1-25	RPI 26-50		W-L RECORDS		RPI 51-100		RPI 101-150		RPI 150+
7- 16	0- 0	0- 2		OVERALL		0- 2		0- 4		7- 8	
4- 7	0- 0	0- 1		HOME		0- 1		0- 1		4- 4	
1- 7	0- 0	0- 1		AWAY		0- 1		0- 2		1- 3	
2- 2	0- 0	0- 0		NEUTRAL		0- 0		0- 1		2- 1	
4- 8	0- 0	0- 0		NON-CONFERENCE		0- 0		0- 2		4- 6	
2- 3	0- 0	0- 0		HOME		0- 0		0- 0		2- 3	
0- 3	0- 0	0- 0		AWAY		0- 0		0- 1		0- 2	
2- 2	0- 0	0- 0		NEUTRAL		0- 0		0- 1		2- 1	
3- 8	0- 0	0- 2		CONFERENCE		0- 2		0- 2		3- 2	
2- 4	0- 0	0- 1		HOME		0- 1		0- 1		2- 1	
1- 4	0- 0	0- 1		AWAY		0- 1		0- 1		1- 1	
0- 0	0- 0	0- 0		NEUTRAL		0- 0		0- 0		0- 0	
RPI S	Opponent	Score	RPI S	Opponent	Score	RPI S	Opponent	Score	RPI S	Opponent	Score
			45 A	Illinois St.	0 3	73 H	Missouri St.	0 3	101 H	Wichita St.	0 3
			45 H	Illinois St.	0 3	85 A	UNI	0 3	105 A	Northern Ky.	2 3
									136 A	Southern Ill.	1 3
									141 N	Youngstown St.	0 3
									160 H	IUPUI	3 0
									166 A	Indiana St.	1 3
									166 H	Indiana St.	0 3
									168 H	Loyola Chicago	3 1
									172 A	Belmont	2 3
									192 A	Kent St.	1 3
									205 A	Drake	3 1
									208 H	Tennessee	1 3
									231 H	Central Mich.	1 3
									238 N	New Hampshire	3 0
									239 N	Kennesaw St.	1 3
									266 H	Austin Peay	1 3
									294 H	DePaul	3 1
									296 H	Bradley	3 0
									302 N	Morehead St.	3 1
LAST 10 GAMES			166 H	Indiana St.	0 3	85 A	UNI	0 3			
			45 H	Illinois St.	0 3	168 H	Loyola Chicago	3 1			
			101 H	Wichita St.	0 3	296 H	Bradley	3 0			
			73 H	Missouri St.	0 3	45 A	Illinois St.	0 3			
			205 A	Drake	3 1	166 A	Indiana St.	1 3			

Non-Div. I Games:

Evansville



Average RPI Win: 288		WON-LOST RECORD	WINNING PCT. RANK		LAST 10 GAMES		STRENGTH OF SCHEDULE		OPP. STRENGTH OF SCHEDULE		TEAM RPI	ADJ RPI	CONF. RPI	ADJ CONF. RPI					
Average RPI Loss: 148																			
DIV. I ONLY		8- 17	.32	255	2- 8		223		254		264	.41194	260	16	16				
DIV. I NON-CONF.		6- 9	.4	219	0- 0		233		294		252	.42633	254	16	16				
TOTALS		RPI 1-25		RPI 26-50		W-L RECORDS		RPI 51-100		RPI 101-150		RPI 150+							
8- 17		0- 0		0- 1		OVERALL		0- 3		0- 3		8- 10							
6- 5		0- 0		0- 0		HOME		0- 0		0- 2		6- 3							
0- 7		0- 0		0- 1		AWAY		0- 1		0- 0		0- 5							
2- 5		0- 0		0- 0		NEUTRAL		0- 2		0- 1		2- 2							
6- 9		0- 0		0- 0		NON-CONFERENCE		0- 2		0- 1		6- 6							
4- 1		0- 0		0- 0		HOME		0- 0		0- 0		4- 1							
0- 3		0- 0		0- 0		AWAY		0- 0		0- 0		0- 3							
2- 5		0- 0		0- 0		NEUTRAL		0- 2		0- 1		2- 2							
2- 8		0- 0		0- 1		CONFERENCE		0- 1		0- 2		2- 4							
2- 4		0- 0		0- 0		HOME		0- 0		0- 2		2- 2							
0- 4		0- 0		0- 1		AWAY		0- 1		0- 0		0- 2							
0- 0		0- 0		0- 0		NEUTRAL		0- 0		0- 0		0- 0							
RPI	S	Opponent		Score		RPI	S	Opponent		Score		RPI	S	Opponent		Score			
						44	A	Ohio		0	3	126	H	Eastern Mich.		0	3		
												86	N	Denver		0	3		
												100	A	Northern Ill.		0	3		
															144	H	Miami (OH)	1	3
															155	H	Buffalo	0	3
															159	A	Western Mich.	0	3
															162	N	Princeton	2	3
															166	A	Indiana St.	0	3
															170	A	Rutgers	1	3
															179	A	Cleveland St.	0	3
															192	A	Kent St.	1	3
															201	N	Colgate	0	3
															205	H	Drake	1	3
															231	H	Central Mich.	0	3
															245	H	Robert Morris	3	0
															258	H	Bowling Green	3	0
															266	H	Austin Peay	3	0
															274	H	Toledo	3	2
															293	H	Binghamton	3	1
															310	H	Bryant	3	0
															322	N	Chicago St.	3	1
															332	N	N.C. A&T	3	0
LAST 10 GAMES																			
						126	H	Eastern Mich.		0	3	155	H	Buffalo		0	3		
						231	H	Central Mich.		0	3	44	A	Ohio		0	3		
						159	A	Western Mich.		0	3	192	A	Kent St.		1	3		
						100	A	Northern Ill.		0	3	258	H	Bowling Green		3	0		
						274	H	Toledo		3	2	144	H	Miami (OH)		1	3		

Non-Div. I Games:

Akron



Average RPI Win:	274	WON-LOST RECORD	WINNING PCT. RANK	LAST 10 GAMES	STRENGTH OF SCHEDULE	OPP. STRENGTH OF SCHEDULE	TEAM RPI	ADJ RPI	CONF. RPI	ADJ CONF. RPI	
DIV. I ONLY	8- 14	.36364	246	5- 5	246	267	258	.40937	261	26	26
DIV. I NON-CONF.	3- 9	.25	274	1- 0	177	233	265	.4118	263	26	25
-----											
TOTALS	RPI 1-25	RPI 26-50		W-L RECORDS	RPI 51-100		RPI 101-150		RPI 150+		
8- 14	0- 0	0- 1		OVERALL	0- 1		0- 4		8- 8		
5- 4	0- 0	0- 0		HOME	0- 0		0- 1		5- 3		
2- 5	0- 0	0- 0		AWAY	0- 0		0- 2		2- 3		
1- 5	0- 0	0- 1		NEUTRAL	0- 1		0- 1		1- 2		
3- 9	0- 0	0- 1		NON-CONFERENCE	0- 1		0- 2		3- 5		
1- 1	0- 0	0- 0		HOME	0- 0		0- 0		1- 1		
1- 3	0- 0	0- 0		AWAY	0- 0		0- 1		1- 2		
1- 5	0- 0	0- 1		NEUTRAL	0- 1		0- 1		1- 2		
5- 5	0- 0	0- 0		CONFERENCE	0- 0		0- 2		5- 3		
4- 3	0- 0	0- 0		HOME	0- 0		0- 1		4- 2		
1- 2	0- 0	0- 0		AWAY	0- 0		0- 1		1- 1		
0- 0	0- 0	0- 0		NEUTRAL	0- 0		0- 0		0- 0		
RPI	S	Opponent	Score	RPI	S	Opponent	Score	RPI	S	Opponent	Score
				41	N	Michigan St.	0 3	91	N	George Washington	1 3
								108	H	Central Ark.	1 3
								120	N	Fla. Atlantic	1 3
								129	A	James Madison	1 3
								142	A	Stephen F. Austin	0 3
								163	H	Southern Miss.	1 3
								169	H	A&M-Corpus Christi	3 2
								182	N	Howard	1 3
								186	A	Tulane	0 3
								187	N	Hampton	0 3
								202	H	Houston Baptist	0 3
								237	N	Jacksonville St.	3 0
								241	A	UAB	2 3
								254	H	Incarnate Word	3 1
								255	A	Northwestern St.	1 3
								269	H	McNeese St.	3 1
								299	H	Abilene Christian	1 3
								311	H	Southern U.	3 0
								314	A	Jackson St.	3 0
								319	A	New Orleans	3 0
								319	H	New Orleans	3 0
LAST 10 GAMES											
				299	H	Abilene Christian	1 3	269	H	McNeese St.	3 1
				254	H	Incarnate Word	3 1	108	H	Central Ark.	1 3
				255	A	Northwestern St.	1 3	314	A	Jackson St.	3 0
				142	A	Stephen F. Austin	0 3	202	H	Houston Baptist	0 3
				319	H	New Orleans	3 0	169	H	A&M-Corpus Christi	3 2

Non-Div. I Games:

Southeastern La.



Average RPI Win:		314	WON-LOST RECORD		WINNING PCT. RANK		LAST 10 GAMES		STRENGTH OF SCHEDULE		OPP. STRENGTH OF SCHEDULE		TEAM RPI		ADJ RPI		CONF. RPI		ADJ CONF. RPI				
Average RPI Loss:		148																					
DIV. I ONLY			8- 13		.38095	237	7- 2		271		294	268	.40844	262	33	33							
DIV. I NON-CONF.			0- 13		0	318	0- 2		90		183	289	.38086	289	33	32							
TOTALS		RPI 1-25		RPI 26-50		W-L RECORDS		RPI 51-100		RPI 101-150		RPI 150+											
8- 13	0- 1			0- 1	OVERALL		0- 4		0- 2		8- 5												
4- 4	0- 0			0- 0	HOME		0- 0		0- 0		4- 4												
4- 3	0- 0			0- 0	AWAY		0- 1		0- 0		4- 0												
0- 6	0- 1			0- 0	NEUTRAL		0- 2		0- 2		0- 1												
0- 13	0- 1			0- 1	NON-CONFERENCE		0- 4		0- 2		0- 5												
0- 4	0- 0			0- 0	HOME		0- 0		0- 0		0- 4												
0- 3	0- 0			0- 1	AWAY		0- 2		0- 0		0- 0												
0- 6	0- 1			0- 0	NEUTRAL		0- 2		0- 2		0- 1												
8- 0	0- 0			0- 0	CONFERENCE		0- 0		0- 0		8- 0												
4- 0	0- 0			0- 0	HOME		0- 0		0- 0		4- 0												
4- 0	0- 0			0- 0	AWAY		0- 0		0- 0		4- 0												
0- 0	0- 0			0- 0	NEUTRAL		0- 0		0- 0		0- 0												
RPI	S	Opponent		Score		RPI	S	Opponent		Score		RPI	S	Opponent		Score							
21	N	Oklahoma		0	3	47	A	SMU		1	3	54	N	Louisville		0	3	103	N	Georgia Tech		0	3
												70	N	FGCU		0	3	142	N	Stephen F. Austin		0	3
												75	A	Texas-Arlington		1	3	202	N	Houston Baptist		0	3
												80	A	Rice		0	3	248	H	Grand Canyon		0	3
																		269	H	McNeese St.		0	3
																		279	H	Alabama St.		3	1
																		300	H	Tex.-Pan American		0	3
																		311	A	Southern U.		3	2
																		314	H	Jackson St.		3	2
																		318	A	Prairie View		3	1
																		318	H	Prairie View		3	1
																		318	H	Prairie View		3	0
																		319	H	New Orleans		1	3
																		324	A	Ark.-Pine Bluff		3	1
																		331	A	Grambling		3	0
						LAST 10 GAMES																	
						318	A	Prairie View		3	1	314	H	Jackson St.		3	2						
						311	A	Southern U.		3	2	279	H	Alabama St.		3	1						
						300	H	Tex.-Pan American		0	3	331	A	Grambling		3	0						
						324	A	Ark.-Pine Bluff		3	1	54	N	Louisville		0	3						
						318	H	Prairie View		3	0	80	A	Rice		0	3						

Non-Div. I Games: Huston-Tillotson 3 0

Texas Southern



Average RPI Win: 267		WON-LOST	WINNING	LAST 10	STRENGTH OF		OPP. STRENGTH	TEAM	ADJ	CONF.	ADJ CONF.
Average RPI Loss: 187		RECORD	PCT. RANK	GAMES	SCHEDULE		OF SCHEDULE	RPI	RPI	RPI	RPI
DIV. I ONLY		8- 12	.4 224	5- 5	256		284	257	.40602 263	30	30
DIV. I NON-CONF.		4- 8	.33333 243	1- 1	122		248	231	.44267 240	29	30
TOTALS		RPI 1-25	RPI 26-50	W-L RECORDS	RPI 51-100		RPI 101-150	RPI 150+			
8- 12	0- 0		0- 1	OVERALL	0- 3		1- 0	7- 8			
4- 4	0- 0		0- 0	HOME	0- 0		0- 0	4- 4			
2- 4	0- 0		0- 0	AWAY	0- 2		0- 0	2- 2			
2- 4	0- 0		0- 1	NEUTRAL	0- 1		1- 0	1- 2			
4- 8	0- 0		0- 1	NON-CONFERENCE	0- 2		1- 0	3- 5			
2- 1	0- 0		0- 0	HOME	0- 0		0- 0	2- 1			
0- 3	0- 0		0- 0	AWAY	0- 1		0- 0	0- 2			
2- 4	0- 0		0- 1	NEUTRAL	0- 1		1- 0	1- 2			
4- 4	0- 0		0- 0	CONFERENCE	0- 1		0- 0	4- 3			
2- 3	0- 0		0- 0	HOME	0- 0		0- 0	2- 3			
2- 1	0- 0		0- 0	AWAY	0- 1		0- 0	2- 0			
0- 0	0- 0		0- 0	NEUTRAL	0- 0		0- 0	0- 0			
RPI S	Opponent	Score	RPI S	Opponent	Score	RPI S	Opponent	Score	RPI S	Opponent	Score
			49 N	Santa Clara	0 3	60 A	LIU Brooklyn	0 3	107 N	Liberty	3 2
						83 A	Harvard	0 3	158 N	Delaware	1 3
						87 N	Indiana	0 3	173 A	UConn	2 3
									207 N	Fairfield	3 0
									219 A	Brown	1 3
									238 N	New Hampshire	2 3
									245 H	Robert Morris	2 3
									271 H	Hartford	3 2
									291 H	Sacred Heart	3 2
									297 H	Saint Francis (PA)	1 3
									305 H	Providence	2 3
									310 A	Bryant	3 0
									310 H	Bryant	3 1
									317 H	NJIT	3 0
									321 A	St. Francis Brooklyn	3 2
									326 H	Fairleigh Dickinson	0 3
LAST 10 GAMES											
			310 A	Bryant	3 0	297 H	Saint Francis (PA)	1 3			
			291 H	Sacred Heart	3 2	245 H	Robert Morris	2 3			
			326 H	Fairleigh Dickinson	0 3	310 H	Bryant	3 1			
			60 A	LIU Brooklyn	0 3	317 H	NJIT	3 0			
			321 A	St. Francis Brooklyn	3 2	305 H	Providence	2 3			

Non-Div. I Games:

Central Conn. St.



Average RPI Win: 276		WON-LOST RECORD		WINNING PCT. RANK		LAST 10 GAMES		STRENGTH OF SCHEDULE		OPP. STRENGTH OF SCHEDULE		TEAM RPI		ADJ RPI		CONF. RPI		ADJ CONF. RPI	
DIV. I ONLY		6- 16		.27273 273		2- 8		197		246		269		.405 264		19		19	
DIV. I NON-CONF.		4- 9		.30769 257		0- 1		213		272		266		.40871 266		21		21	
TOTALS		RPI 1-25		RPI 26-50		W-L RECORDS		RPI 51-100		RPI 101-150		RPI 150+							
6- 16		0- 0		0- 0		OVERALL		0- 3		0- 3		6- 10							
2- 9		0- 0		0- 0		HOME		0- 2		0- 3		2- 4							
2- 4		0- 0		0- 0		AWAY		0- 1		0- 0		2- 3							
2- 3		0- 0		0- 0		NEUTRAL		0- 0		0- 0		2- 3							
4- 9		0- 0		0- 0		NON-CONFERENCE		0- 1		0- 1		4- 7							
1- 5		0- 0		0- 0		HOME		0- 1		0- 1		1- 3							
1- 1		0- 0		0- 0		AWAY		0- 0		0- 0		1- 1							
2- 3		0- 0		0- 0		NEUTRAL		0- 0		0- 0		2- 3							
2- 7		0- 0		0- 0		CONFERENCE		0- 2		0- 2		2- 3							
1- 4		0- 0		0- 0		HOME		0- 1		0- 2		1- 1							
1- 3		0- 0		0- 0		AWAY		0- 1		0- 0		1- 2							
0- 0		0- 0		0- 0		NEUTRAL		0- 0		0- 0		0- 0							
RPI	S	Opponent		Score	RPI	S	Opponent		Score	RPI	S	Opponent		Score					
							74 H	American	0 3			109 H	Dayton	0 3					
							81 A	VCU	0 3			119 H	Saint Louis	0 3					
							91 H	George Washington	1 3			130 H	Maryland	2 3					
												151 A	Duquesne	0 3					
												153 H	Rhode Island	1 3					
												158 A	Delaware	0 3					
												162 N	Princeton	2 3					
												174 H	Georgetown	1 3					
												182 N	Howard	1 3					
												216 H	Lehigh	0 3					
												217 H	East Tenn. St.	0 3					
												225 N	Manhattan	3 2					
												227 H	William & Mary	3 1					
												267 A	La Salle	1 3					
												285 N	Morgan St.	2 3					
												288 A	Davidson	3 2					
												297 A	Saint Francis (PA)	3 1					
												298 H	Fordham	3 0					
												323 N	Loyola Maryland	3 0					
LAST 10 GAMES																			
							267 A	La Salle	1 3			109 H	Dayton	0 3					
							151 A	Duquesne	0 3			91 H	George Washington	1 3					
							288 A	Davidson	3 2			153 H	Rhode Island	1 3					
							81 A	VCU	0 3			298 H	Fordham	3 0					
							119 H	Saint Louis	0 3			285 N	Morgan St.	2 3					

Non-Div. I Games:

George Mason



Average RPI Win: 282		WON-LOST RECORD		WINNING PCT. RANK		LAST 10 GAMES		STRENGTH OF SCHEDULE		OPP. STRENGTH OF SCHEDULE		TEAM RPI		ADJ RPI		CONF. RPI		ADJ CONF. RPI	
DIV. I ONLY		9- 15		.375 240		0- 10		249		281		259		.40496 265		13		13	
DIV. I NON-CONF.		9- 7		.5625 143		0- 2		278		320		228		.44773 232		15		15	
TOTALS		RPI 1-25		RPI 26-50		W-L RECORDS		RPI 51-100		RPI 101-150		RPI 150+							
9- 15		0- 0		0- 1		OVERALL		0- 2		1- 2		8- 10							
0- 5		0- 0		0- 1		HOME		0- 1		0- 1		0- 2							
3- 6		0- 0		0- 0		AWAY		0- 1		1- 0		2- 5							
6- 4		0- 0		0- 0		NEUTRAL		0- 0		0- 1		6- 3							
9- 7		0- 0		0- 0		NON-CONFERENCE		0- 1		1- 1		8- 5							
0- 0		0- 0		0- 0		HOME		0- 0		0- 0		0- 0							
3- 3		0- 0		0- 0		AWAY		0- 1		1- 0		2- 2							
6- 4		0- 0		0- 0		NEUTRAL		0- 0		0- 1		6- 3							
0- 8		0- 0		0- 1		CONFERENCE		0- 1		0- 1		0- 5							
0- 5		0- 0		0- 1		HOME		0- 1		0- 1		0- 2							
0- 3		0- 0		0- 0		AWAY		0- 0		0- 0		0- 3							
0- 0		0- 0		0- 0		NEUTRAL		0- 0		0- 0		0- 0							
RPI	S	Opponent		Score	RPI	S	Opponent		Score	RPI	S	Opponent		Score					
					43	H	Lipscomb	0	3	70	H	FGCU	0	3					
										77	A	Clemson	1	3					
										105	H	Northern Ky.	1	3					
										107	A	Liberty	3	0					
										125	N	Murray St.	0	3					
										161	A	Winthrop	0	3					
										175	N	UNC Greensboro	2	3					
										176	H	Stetson	2	3					
										180	A	Jacksonville	0	3					
										203	A	North Florida	2	3					
										204	A	Presbyterian	0	3					
										226	N	Troy	2	3					
										234	N	Gardner-Webb	0	3					
										239	A	Kennesaw St.	2	3					
										239	H	Kennesaw St.	2	3					
										266	N	Austin Peay	3	0					
										287	N	Tennessee Tech	3	1					
										292	N	UNC Asheville	3	1					
										295	A	Wofford	3	2					
										301	A	Charleston So.	3	1					
										327	N	N.C. Central	3	0					
										330	N	South Carolina St.	3	1					
										332	N	N.C. A&T	3	1					
LAST 10 GAMES																			
					239	A	Kennesaw St.	2	3	105	H	Northern Ky.	1	3					
					203	A	North Florida	2	3	43	H	Lipscomb	0	3					
					180	A	Jacksonville	0	3	161	A	Winthrop	0	3					
					176	H	Stetson	2	3	239	H	Kennesaw St.	2	3					
					70	H	FGCU	0	3	204	A	Presbyterian	0	3					

Non-Div. I Games:

USC Upstate



A  
u  
s  
t  
i  
n  
P  
e  
a  
y

Austin Peay



Average RPI Win: 291		WON-LOST RECORD		WINNING PCT. RANK		LAST 10 GAMES		STRENGTH OF SCHEDULE		OPP. STRENGTH OF SCHEDULE		TEAM RPI		ADJ RPI		CONF. RPI		ADJ CONF. RPI	
DIV. I ONLY		9- 17		.34615 252		3- 7		248		277		267		.40174 267		19		19	
DIV. I NON-CONF.		7- 10		.41176 217		1- 0		261		303		262		.40879 265		21		21	
TOTALS		RPI 1-25		RPI 26-50		W-L RECORDS		RPI 51-100		RPI 101-150		RPI 150+							
9- 17		0- 0		0- 0		OVERALL		0- 3		0- 5		9- 9							
4- 6		0- 0		0- 0		HOME		0- 1		0- 2		4- 3							
3- 7		0- 0		0- 0		AWAY		0- 1		0- 2		3- 4							
2- 4		0- 0		0- 0		NEUTRAL		0- 1		0- 1		2- 2							
7- 10		0- 0		0- 0		NON-CONFERENCE		0- 1		0- 3		7- 6							
3- 3		0- 0		0- 0		HOME		0- 0		0- 0		3- 3							
2- 3		0- 0		0- 0		AWAY		0- 0		0- 2		2- 1							
2- 4		0- 0		0- 0		NEUTRAL		0- 1		0- 1		2- 2							
2- 7		0- 0		0- 0		CONFERENCE		0- 2		0- 2		2- 3							
1- 3		0- 0		0- 0		HOME		0- 1		0- 2		1- 0							
1- 4		0- 0		0- 0		AWAY		0- 1		0- 0		1- 3							
0- 0		0- 0		0- 0		NEUTRAL		0- 0		0- 0		0- 0							
RPI	S	Opponent		Score	RPI	S	Opponent		Score	RPI	S	Opponent		Score					
							81	A	VCU	0	3		102	A	Towson	0	3		
							90	N	Temple	0	3		109	H	Dayton	0	3		
							91	H	George Washington	0	3		119	H	Saint Louis	0	3		
													140	A	St. John's (NY)	0	3		
													150	N	Villanova	1	3		
													151	A	Duquesne	0	3		
													153	A	Rhode Island	0	3		
													171	A	Penn	1	3		
													182	H	Howard	1	3		
													225	H	Manhattan	0	3		
													244	H	Coppin St.	3	2		
													244	N	Coppin St.	0	3		
													253	H	Rider	3	1		
													264	H	George Mason	3	1		
													271	N	Hartford	1	3		
													288	A	Davidson	3	1		
													298	A	Fordham	0	3		
													308	N	Saint Peter's	3	1		
													309	A	Iona	3	1		
													310	N	Bryant	3	2		
													317	H	NJIT	1	3		
													320	A	Delaware St.	3	1		
													323	H	Loyola Maryland	3	1		
LAST 10 GAMES																			
							264	H	George Mason	3	1		81	A	VCU	0	3		
							91	H	George Washington	0	3		298	A	Fordham	0	3		
							320	A	Delaware St.	3	1		153	A	Rhode Island	0	3		
							151	A	Duquesne	0	3		109	H	Dayton	0	3		
							288	A	Davidson	3	1		119	H	Saint Louis	0	3		

Non-Div. I Games:

La Salle



Average RPI Win: 244		WON-LOST	WINNING	LAST 10	STRENGTH OF		OPP. STRENGTH	TEAM	ADJ	CONF.	ADJ CONF.
Average RPI Loss: 150		RECORD	PCT. RANK	GAMES	SCHEDULE		OF SCHEDULE	RPI	RPI	RPI	RPI
DIV. I ONLY		5- 17	.22727	291	3- 7		211	160	276	.4016	268
DIV. I NON-CONF.		2- 11	.15385	302	0- 1		200	133	286	.39602	279
TOTALS		RPI 1-25	RPI 26-50		W-L RECORDS		RPI 51-100		RPI 101-150		RPI 150+
5- 17	0- 0	0- 0		OVERALL		0- 5		0- 2		5- 10	
3- 7	0- 0	0- 0		HOME		0- 1		0- 1		3- 5	
2- 4	0- 0	0- 0		AWAY		0- 2		0- 1		2- 1	
0- 6	0- 0	0- 0		NEUTRAL		0- 2		0- 0		0- 4	
2- 11	0- 0	0- 0		NON-CONFERENCE		0- 3		0- 2		2- 6	
1- 3	0- 0	0- 0		HOME		0- 0		0- 1		1- 2	
1- 2	0- 0	0- 0		AWAY		0- 1		0- 1		1- 0	
0- 6	0- 0	0- 0		NEUTRAL		0- 2		0- 0		0- 4	
3- 6	0- 0	0- 0		CONFERENCE		0- 2		0- 0		3- 4	
2- 4	0- 0	0- 0		HOME		0- 1		0- 0		2- 3	
1- 2	0- 0	0- 0		AWAY		0- 1		0- 0		1- 1	
0- 0	0- 0	0- 0		NEUTRAL		0- 0		0- 0		0- 0	
RPI S	Opponent	Score	RPI S	Opponent	Score	RPI S	Opponent	Score	RPI S	Opponent	Score
						66 N	Butler	2 3	119 H	Saint Louis	0 3
						84 A	South Dakota	0 3	122 A	Ball St.	0 3
						86 H	Denver	0 3	155 N	Buffalo	1 3
						87 A	Indiana	0 3	155 N	Buffalo	0 3
						98 N	Northern Colo.	1 3	160 H	IUPUI	0 3
									167 N	Eastern Ky.	0 3
									181 H	Oral Roberts	2 3
									190 A	North Dakota St.	1 3
									194 A	Ill.-Chicago	3 2
									199 H	UTEP	1 3
									221 A	IPFW	3 1
									221 H	IPFW	3 0
									224 H	Eastern Ill.	2 3
									224 N	Eastern Ill.	0 3
									233 H	Omaha	1 3
									290 H	South Dakota St.	3 0
									296 H	Bradley	3 1
LAST 10 GAMES											
						221 A	IPFW	3 1	190 A	North Dakota St.	1 3
						181 H	Oral Roberts	2 3	221 H	IPFW	3 0
						160 H	IUPUI	0 3	233 H	Omaha	1 3
						290 H	South Dakota St.	3 0	86 H	Denver	0 3
						84 A	South Dakota	0 3	155 N	Buffalo	1 3

Non-Div. I Games:

Western Ill.



Average RPI Win:	279	WON-LOST RECORD	WINNING PCT. RANK	LAST 10 GAMES	STRENGTH OF SCHEDULE	OPP. STRENGTH OF SCHEDULE	TEAM RPI	ADJ RPI	CONF. RPI	ADJ CONF. RPI	
DIV. I ONLY		12- 14	.46154 185	3- 7	295	300	263	.39822 269	26	26	
DIV. I NON-CONF.		10- 6	.625 116	1- 1	305	322	224	.4506 226	26	25	
<hr/>											
TOTALS	RPI 1-25	RPI 26-50		W-L RECORDS	RPI 51-100		RPI 101-150		RPI 150+		
12- 14	0- 0	0- 0		OVERALL	0- 2		1- 3		11- 9		
8- 6	0- 0	0- 0		HOME	0- 1		0- 2		8- 3		
3- 6	0- 0	0- 0		AWAY	0- 1		1- 1		2- 4		
1- 2	0- 0	0- 0		NEUTRAL	0- 0		0- 0		1- 2		
<hr/>											
10- 6	0- 0	0- 0		NON-CONFERENCE	0- 2		1- 1		9- 3		
6- 2	0- 0	0- 0		HOME	0- 1		0- 1		6- 0		
3- 2	0- 0	0- 0		AWAY	0- 1		1- 0		2- 1		
1- 2	0- 0	0- 0		NEUTRAL	0- 0		0- 0		1- 2		
<hr/>											
2- 8	0- 0	0- 0		CONFERENCE	0- 0		0- 2		2- 6		
2- 4	0- 0	0- 0		HOME	0- 0		0- 1		2- 3		
0- 4	0- 0	0- 0		AWAY	0- 0		0- 1		0- 3		
0- 0	0- 0	0- 0		NEUTRAL	0- 0		0- 0		0- 0		
<hr/>											
RPI S	Opponent	Score	RPI S	Opponent	Score	RPI S	Opponent	Score	RPI S	Opponent	Score
						64 A	Tulsa	0 3	108 A	Central Ark.	1 3
						75 H	Texas-Arlington	1 3	120 A	Fla. Atlantic	3 2
									142 H	Stephen F. Austin	0 3
									148 H	Houston	1 3
									169 A	A&M-Corpus Christi	0 3
									176 N	Stetson	2 3
									181 N	Oral Roberts	0 3
									202 A	Houston Baptist	1 3
									210 H	Sam Houston St.	0 3
									254 H	Incarnate Word	1 3
									255 H	Northwestern St.	2 3
									257 H	Louisiana Tech	3 1
									261 A	Southeastern La.	1 3
									262 A	Texas Southern	3 0
									272 H	Nicholls St.	3 0
									273 H	La.-Monroe	3 0
									278 H	Lamar	3 2
									287 H	Tennessee Tech	3 0
									306 N	Bethune-Cookman	3 1
									314 A	Jackson St.	2 3
									314 H	Jackson St.	3 1
									318 H	Prairie View	3 1
									333 A	Alcorn	3 0
									333 H	Alcorn	3 0
			LAST 10 GAMES								
			169 A	A&M-Corpus Christi	0 3	108 A	Central Ark.	1 3			
			202 A	Houston Baptist	1 3	261 A	Southeastern La.	1 3			
			333 A	Alcorn	3 0	210 H	Sam Houston St.	0 3			
			272 H	Nicholls St.	3 0	278 H	Lamar	3 2			
			254 H	Incarnate Word	1 3	314 A	Jackson St.	2 3			

Non-Div. I Games:

McNeese St.



Average RPI Win:	236	WON-LOST RECORD	WINNING PCT. RANK	LAST 10 GAMES	STRENGTH OF SCHEDULE	OPP. STRENGTH OF SCHEDULE	TEAM RPI	ADJ RPI	CONF. RPI	ADJ CONF. RPI	
Average RPI Loss:	151										
DIV. I ONLY	4- 18	.18182	306	1- 9	141	207	273	.39739	270	22	21
DIV. I NON-CONF.	3- 9	.25	274	0- 0	106	196	242	.44207	241	19	19
<hr/>											
TOTALS	RPI 1-25	RPI 26-50		W-L RECORDS	RPI 51-100		RPI 101-150		RPI 150+		
4- 18	0- 0	0- 0		OVERALL	0- 6		1- 5		3- 7		
0- 5	0- 0	0- 0		HOME	0- 1		0- 1		0- 3		
1- 8	0- 0	0- 0		AWAY	0- 3		0- 3		1- 2		
3- 5	0- 0	0- 0		NEUTRAL	0- 2		1- 1		2- 2		
<hr/>											
3- 9	0- 0	0- 0		NON-CONFERENCE	0- 5		1- 1		2- 3		
0- 0	0- 0	0- 0		HOME	0- 0		0- 0		0- 0		
0- 4	0- 0	0- 0		AWAY	0- 3		0- 0		0- 1		
3- 5	0- 0	0- 0		NEUTRAL	0- 2		1- 1		2- 2		
<hr/>											
1- 9	0- 0	0- 0		CONFERENCE	0- 1		0- 4		1- 4		
0- 5	0- 0	0- 0		HOME	0- 1		0- 1		0- 3		
1- 4	0- 0	0- 0		AWAY	0- 0		0- 3		1- 1		
0- 0	0- 0	0- 0		NEUTRAL	0- 0		0- 0		0- 0		
<hr/>											
RPI S	Opponent	Score	RPI S	Opponent	Score	RPI S	Opponent	Score	RPI S	Opponent	Score
						55 A	Utah	0 3	106 N	UC Irvine	0 3
						59 A	Gonzaga	0 3	116 A	Northern Ariz.	0 3
						72 N	Memphis	0 3	128 A	Idaho St.	0 3
						73 N	Missouri St.	0 3	134 N	New Mexico St.	3 1
						98 H	Northern Colo.	0 3	138 H	North Dakota	0 3
						99 A	New Mexico	0 3	149 A	Idaho	0 3
									185 H	Portland St.	0 3
									188 A	Eastern Wash.	0 3
									208 A	Tennessee	0 3
									222 A	Southern Utah	3 0
									248 N	Grand Canyon	2 3
									250 H	Montana	2 3
									266 N	Austin Peay	1 3
									282 N	Canisius	3 2
									286 H	Sacramento St.	0 3
									306 N	Bethune-Cookman	3 1
LAST 10 GAMES											
						185 H	Portland St.	0 3	222 A	Southern Utah	3 0
						286 H	Sacramento St.	0 3	138 H	North Dakota	0 3
						149 A	Idaho	0 3	98 H	Northern Colo.	0 3
						188 A	Eastern Wash.	0 3	250 H	Montana	2 3
						116 A	Northern Ariz.	0 3	128 A	Idaho St.	0 3

Non-Div. I Games:

Montana St.



Average RPI Win: 297		WON-LOST	WINNING	LAST 10	STRENGTH OF		OPP. STRENGTH	TEAM	ADJ		CONF.	ADJ CONF.	
Average RPI Loss: 222		RECORD	PCT. RANK	GAMES	SCHEDULE		OF SCHEDULE	RPI	RPI		RPI	RPI	
DIV. I ONLY		13- 11	.54167	152	5- 5		316	312	266	.39687	271	29	29
DIV. I NON-CONF.		11- 6	.64706	104	3- 0		315	310	235	.44363	238	28	28
TOTALS		RPI 1-25	RPI 26-50		W-L RECORDS		RPI 51-100		RPI 101-150		RPI 150+		
13- 11	0- 0	0- 0		OVERALL		0- 0		0- 2		13- 9			
3- 3	0- 0	0- 0		HOME		0- 0		0- 0		3- 3			
4- 6	0- 0	0- 0		AWAY		0- 0		0- 1		4- 5			
6- 2	0- 0	0- 0		NEUTRAL		0- 0		0- 1		6- 1			
11- 6	0- 0	0- 0		NON-CONFERENCE		0- 0		0- 2		11- 4			
2- 0	0- 0	0- 0		HOME		0- 0		0- 0		2- 0			
3- 4	0- 0	0- 0		AWAY		0- 0		0- 1		3- 3			
6- 2	0- 0	0- 0		NEUTRAL		0- 0		0- 1		6- 1			
2- 5	0- 0	0- 0		CONFERENCE		0- 0		0- 0		2- 5			
1- 3	0- 0	0- 0		HOME		0- 0		0- 0		1- 3			
1- 2	0- 0	0- 0		AWAY		0- 0		0- 0		1- 2			
0- 0	0- 0	0- 0		NEUTRAL		0- 0		0- 0		0- 0			
RPI S	Opponent	Score	RPI S	Opponent	Score	RPI S	Opponent	Score	RPI S	Opponent	Score		
									123 A	Boston College	0 3		
									145 N	Marist	0 3		
									153 N	Rhode Island	0 3		
									225 A	Manhattan	0 3		
									230 A	Stony Brook	0 3		
									230 H	Stony Brook	1 3		
									238 H	New Hampshire	1 3		
									240 A	Siena	3 0		
									246 H	UMBC	2 3		
									263 A	Central Conn. St.	2 3		
									267 N	La Salle	3 1		
									280 A	Albany (NY)	2 3		
									281 A	Holy Cross	3 2		
									281 N	Holy Cross	3 2		
									291 A	Sacred Heart	3 2		
									293 A	Binghamton	3 2		
									305 N	Providence	3 2		
									309 A	Iona	0 3		
									309 N	Iona	3 0		
									310 H	Bryant	3 0		
									310 N	Bryant	3 1		
									317 N	NJIT	3 1		
									325 H	UMass Lowell	3 0		
									329 H	Quinnipiac	3 0		
LAST 10 GAMES													
						230 A	Stony Brook	0 3	293 A	Binghamton	3 2		
						238 H	New Hampshire	1 3	246 H	UMBC	2 3		
						325 H	UMass Lowell	3 0	329 H	Quinnipiac	3 0		
						240 A	Siena	3 0	230 H	Stony Brook	1 3		
						280 A	Albany (NY)	2 3	305 N	Providence	3 2		

Non-Div. I Games:

Hartford



Average RPI Win: 299		WON-LOST RECORD		WINNING PCT. RANK		LAST 10 GAMES		STRENGTH OF SCHEDULE		OPP. STRENGTH OF SCHEDULE		TEAM RPI		ADJ RPI		CONF. RPI		ADJ CONF. RPI	
DIV. I ONLY		7- 15		.31818 257		3- 7		236		292		271		.39556 272		26		26	
DIV. I NON-CONF.		4- 9		.30769 257		0- 1		212		293		269		.40791 268		26		25	
TOTALS		RPI 1-25		RPI 26-50		W-L RECORDS		RPI 51-100		RPI 101-150		RPI 150+							
7- 15		0- 0		0- 0		OVERALL		0- 1		0- 4		7- 10							
2- 2		0- 0		0- 0		HOME		0- 0		0- 1		2- 1							
1- 8		0- 0		0- 0		AWAY		0- 0		0- 2		1- 6							
4- 5		0- 0		0- 0		NEUTRAL		0- 1		0- 1		4- 3							
4- 9		0- 0		0- 0		NON-CONFERENCE		0- 1		0- 2		4- 6							
0- 0		0- 0		0- 0		HOME		0- 0		0- 0		0- 0							
0- 4		0- 0		0- 0		AWAY		0- 0		0- 1		0- 3							
4- 5		0- 0		0- 0		NEUTRAL		0- 1		0- 1		4- 3							
3- 6		0- 0		0- 0		CONFERENCE		0- 0		0- 2		3- 4							
2- 2		0- 0		0- 0		HOME		0- 0		0- 1		2- 1							
1- 4		0- 0		0- 0		AWAY		0- 0		0- 1		1- 3							
0- 0		0- 0		0- 0		NEUTRAL		0- 0		0- 0		0- 0							
RPI S	Opponent	Score		RPI S	Opponent	Score		RPI S	Opponent	Score		RPI S	Opponent	Score					
								72 N	Memphis	0	3	108 A	Central Ark.	0	3				
												109 N	Dayton	0	3				
												131 A	La.-Lafayette	0	3				
												142 H	Stephen F. Austin	0	3				
												163 A	Southern Miss.	1	3				
												163 N	Southern Miss.	0	3				
												169 A	A&M-Corpus Christi	0	3				
												195 N	South Ala.	0	3				
												202 A	Houston Baptist	1	3				
												203 A	North Florida	1	3				
												210 H	Sam Houston St.	1	3				
												213 N	Charlotte	2	3				
												247 A	Mississippi St.	0	3				
												255 H	Northwestern St.	3	0				
												269 A	McNeese St.	0	3				
												278 H	Lamar	3	1				
												292 N	UNC Asheville	3	0				
												311 N	Southern U.	3	0				
												316 N	Alabama A&M	3	1				
												319 A	New Orleans	3	1				
												324 N	Ark.-Pine Bluff	3	0				
LAST 10 GAMES																			
202 A Houston Baptist				1	3	278 H Lamar				3	1								
169 A A&M-Corpus Christi				0	3	210 H Sam Houston St.				1	3								
269 A McNeese St.				0	3	255 H Northwestern St.				3	0								
108 A Central Ark.				0	3	142 H Stephen F. Austin				0	3								
319 A New Orleans				3	1	109 N Dayton				0	3								



Average RPI Win: 292		WON-LOST	WINNING	LAST 10	STRENGTH OF		OPP. STRENGTH	TEAM	ADJ	CONF.	ADJ CONF.
Average RPI Loss: 143		RECORD	PCT. RANK	GAMES	SCHEDULE		OF SCHEDULE	RPI	RPI	RPI	RPI
DIV. I ONLY		7- 19	.26923	276	1- 9		231	241	275	.39204	273
DIV. I NON-CONF.		6- 7	.46154	183	0- 0		301	317	267	.40956	264
TOTALS		RPI 1-25	RPI 26-50		W-L RECORDS		RPI 51-100		RPI 101-150		RPI 150+
7- 19	0- 0	0- 1		OVERALL		0- 5		0- 6		7- 7	
2- 6	0- 0	0- 0		HOME		0- 1		0- 2		2- 3	
0- 10	0- 0	0- 1		AWAY		0- 3		0- 3		0- 3	
5- 3	0- 0	0- 0		NEUTRAL		0- 1		0- 1		5- 1	
6- 7	0- 0	0- 0		NON-CONFERENCE		0- 1		0- 3		6- 3	
1- 0	0- 0	0- 0		HOME		0- 0		0- 0		1- 0	
0- 4	0- 0	0- 0		AWAY		0- 0		0- 2		0- 2	
5- 3	0- 0	0- 0		NEUTRAL		0- 1		0- 1		5- 1	
1- 12	0- 0	0- 1		CONFERENCE		0- 4		0- 3		1- 4	
1- 6	0- 0	0- 0		HOME		0- 1		0- 2		1- 3	
0- 6	0- 0	0- 1		AWAY		0- 3		0- 1		0- 1	
0- 0	0- 0	0- 0		NEUTRAL		0- 0		0- 0		0- 0	
RPI S	Opponent	Score	RPI S	Opponent	Score	RPI S	Opponent	Score	RPI S	Opponent	Score
			42 A	UALR	0 <span>3</span>	61 A	Appalachian St.	2 <span>3</span>	108 A	Central Ark.	0 <span>3</span>
						64 N	Tulsa	0 <span>3</span>	117 N	Boise St.	0 <span>3</span>
						75 A	Texas-Arlington	0 <span>3</span>	131 H	La.-Lafayette	0 <span>3</span>
						75 H	Texas-Arlington	0 <span>3</span>	139 A	Texas St.	0 <span>3</span>
						92 A	Arkansas St.	0 <span>3</span>	139 H	Texas St.	1 <span>3</span>
									142 A	Stephen F. Austin	2 <span>3</span>
									195 H	South Ala.	2 <span>3</span>
									198 A	Ga. Southern	0 <span>3</span>
									198 H	Ga. Southern	1 <span>3</span>
									210 A	Sam Houston St.	0 <span>3</span>
									226 H	Troy	3 2
									228 H	Georgia St.	0 <span>3</span>
									242 N	Bakersfield	0 <span>3</span>
									247 N	Mississippi St.	3 0
									269 A	McNeese St.	0 <span>3</span>
									287 N	Tennessee Tech	3 0
									300 N	Tex.-Pan American	3 0
									318 N	Prairie View	3 0
									331 H	Grambling	3 1
									333 N	Alcorn	3 0
LAST 10 GAMES											
			75 H	Texas-Arlington	0 <span>3</span>	226 H	Troy	3 2			
			195 H	South Ala.	2 <span>3</span>	131 H	La.-Lafayette	0 <span>3</span>			
			61 A	Appalachian St.	2 <span>3</span>	92 A	Arkansas St.	0 <span>3</span>			
			198 A	Ga. Southern	0 <span>3</span>	75 A	Texas-Arlington	0 <span>3</span>			
			139 A	Texas St.	0 <span>3</span>	198 H	Ga. Southern	1 <span>3</span>			

Non-Div. I Games:

La.-Monroe



T  
o  
l  
e  
d  
o

Toledo



Average RPI Win: 300		WON-LOST RECORD		WINNING PCT. RANK		LAST 10 GAMES		STRENGTH OF SCHEDULE		OPP. STRENGTH OF SCHEDULE		TEAM RPI		ADJ RPI		CONF. RPI		ADJ CONF. RPI	
Average RPI Loss: 154																			
DIV. I ONLY		4- 19		.17391 307		1- 9		155		261		286		.3916 275		17		17	
DIV. I NON-CONF.		3- 11		.21429 285		0- 1		160		299		277		.40262 272		13		14	
TOTALS		RPI 1-25		RPI 26-50		W-L RECORDS		RPI 51-100		RPI 101-150		RPI 150+							
4- 19		0- 0		0- 0		OVERALL		0- 1		0- 9		4- 9							
0- 8		0- 0		0- 0		HOME		0- 0		0- 4		0- 4							
1- 8		0- 0		0- 0		AWAY		0- 1		0- 2		1- 5							
3- 3		0- 0		0- 0		NEUTRAL		0- 0		0- 3		3- 0							
3- 11		0- 0		0- 0		NON-CONFERENCE		0- 0		0- 5		3- 6							
0- 4		0- 0		0- 0		HOME		0- 0		0- 2		0- 2							
0- 4		0- 0		0- 0		AWAY		0- 0		0- 0		0- 4							
3- 3		0- 0		0- 0		NEUTRAL		0- 0		0- 3		3- 0							
1- 8		0- 0		0- 0		CONFERENCE		0- 1		0- 4		1- 3							
0- 4		0- 0		0- 0		HOME		0- 0		0- 2		0- 2							
1- 4		0- 0		0- 0		AWAY		0- 1		0- 2		1- 1							
0- 0		0- 0		0- 0		NEUTRAL		0- 0		0- 0		0- 0							
RPI S	Opponent	Score		RPI S	Opponent	Score		RPI S	Opponent	Score		RPI S	Opponent	Score					
								94 A Milwaukee		1	3	105 H Northern Ky.		0	3				
												105 N Northern Ky.		0	3				
												107 N Liberty		2	3				
												109 H Dayton		2	3				
												125 N Murray St.		0	3				
												137 H Valparaiso		0	3				
												141 A Youngstown St.		0	3				
												141 H Youngstown St.		1	3				
												143 A Oakland		0	3				
												166 A Indiana St.		0	3				
												167 A Eastern Ky.		1	3				
												167 H Eastern Ky.		0	3				
												172 A Belmont		1	3				
												179 A Cleveland St.		0	3				
												179 H Cleveland St.		0	3				
												194 H Ill.-Chicago		0	3				
												218 A Green Bay		3	2				
												235 A Chattanooga		2	3				
												258 H Bowling Green		2	3				
												322 N Chicago St.		3	0				
												328 N Mississippi Val.		3	0				
												332 N N.C. A&T		3	0				
						LAST 10 GAMES													
						179 H Cleveland St.		0	3			194 H Ill.-Chicago	0	3					
						141 H Youngstown St.		1	3			143 A Oakland	0	3					
						218 A Green Bay		3	2			141 A Youngstown St.	0	3					
						94 A Milwaukee		1	3			179 A Cleveland St.	0	3					
						137 H Valparaiso		0	3			105 N Northern Ky.	0	3					



Average RPI Win:	239	WON-LOST	WINNING	LAST 10	STRENGTH OF	OPP. STRENGTH	TEAM	ADJ	CONF.	ADJ CONF.				
Average RPI Loss:	170	RECORD	PCT. RANK	GAMES	SCHEDULE	OF SCHEDULE	RPI	RPI	RPI	RPI				
DIV. I ONLY	6- 18	.25	280	3- 7	180	249	270	.39098	276	22	21			
DIV. I NON-CONF.	4- 10	.28571	265	1- 0	165	281	260	.41436	260	19	19			
<hr/>														
TOTALS	RPI 1-25	RPI 26-50		W-L RECORDS		RPI 51-100		RPI 101-150		RPI 150+				
6- 18	0- 0	0- 0		OVERALL		1- 4		0- 5		5- 9				
1- 4	0- 0	0- 0		HOME		1- 0		0- 2		0- 2				
3- 7	0- 0	0- 0		AWAY		0- 2		0- 2		3- 3				
2- 7	0- 0	0- 0		NEUTRAL		0- 2		0- 1		2- 4				
4- 10	0- 0	0- 0		NON-CONFERENCE		0- 4		0- 1		4- 5				
0- 0	0- 0	0- 0		HOME		0- 0		0- 0		0- 0				
2- 3	0- 0	0- 0		AWAY		0- 2		0- 0		2- 1				
2- 7	0- 0	0- 0		NEUTRAL		0- 2		0- 1		2- 4				
2- 8	0- 0	0- 0		CONFERENCE		1- 0		0- 4		1- 4				
1- 4	0- 0	0- 0		HOME		1- 0		0- 2		0- 2				
1- 4	0- 0	0- 0		AWAY		0- 0		0- 2		1- 2				
0- 0	0- 0	0- 0		NEUTRAL		0- 0		0- 0		0- 0				
<hr/>														
RPI S	Opponent	Score	RPI S	Opponent	Score	RPI S	Opponent	Score	RPI S	Opponent	Score			
						56 A	Wyoming	0 3	116 H	Northern Ariz.	0 3			
						59 N	Gonzaga	0 3	128 A	Idaho St.	0 3			
						79 A	Texas Tech	2 3	138 H	North Dakota	0 3			
						87 N	Furman	2 3	145 N	Marist	0 3			
						98 H	Northern Colo.	3 1	149 A	Idaho	0 3			
									185 A	Portland St.	1 3			
												188 A	Eastern Wash.	0 3
												202 N	Houston Baptist	2 3
												209 A	Utah Valley	3 1
												212 A	Air Force	1 3
												212 N	Air Force	3 1
												222 H	Southern Utah	2 3
												246 N	UMBC	2 3
												250 H	Montana	2 3
												286 A	Sacramento St.	3 2
			290 N	South Dakota St.	0 3									
			299 N	Abilene Christian	0 3									
			303 A	UMES	3 1									
			326 N	Fairleigh Dickinson	3 1									
			LAST 10 GAMES											
			188 A Eastern Wash.			0 3	98 H Northern Colo.			3 1				
			149 A Idaho			0 3	138 H North Dakota			0 3				
			222 H Southern Utah			2 3	286 A Sacramento St.			3 2				
			116 H Northern Ariz.			0 3	185 A Portland St.			1 3				
			209 A Utah Valley			3 1	128 A Idaho St.			0 3				

Non-Div. I Games:

Weber St.



Average RPI Win: 286		WON-LOST	WINNING	LAST 10	STRENGTH OF	OPP. STRENGTH	TEAM	ADJ	CONF.	ADJ CONF.					
Average RPI Loss: 151		RECORD	PCT. RANK	GAMES	SCHEDULE	OF SCHEDULE	RPI	RPI	RPI	RPI					
DIV. I ONLY		5- 21	.19231	304	0- 10	171	237	282	.39024	277	14	14			
DIV. I NON-CONF.		5- 11	.3125	254	0- 1	258	258	274	.40115	274	17	17			
<hr/>															
TOTALS		RPI 1-25		RPI 26-50		W-L RECORDS		RPI 51-100		RPI 101-150		RPI 150+			
5- 21		0- 0		0- 1		OVERALL		0- 1		0- 8		5- 11			
3- 8		0- 0		0- 0		HOME		0- 0		0- 6		3- 2			
2- 7		0- 0		0- 0		AWAY		0- 0		0- 2		2- 5			
0- 6		0- 0		0- 1		NEUTRAL		0- 1		0- 0		0- 4			
5- 11		0- 0		0- 1		NON-CONFERENCE		0- 1		0- 2		5- 7			
3- 2		0- 0		0- 0		HOME		0- 0		0- 2		3- 0			
2- 3		0- 0		0- 0		AWAY		0- 0		0- 0		2- 3			
0- 6		0- 0		0- 1		NEUTRAL		0- 1		0- 0		0- 4			
0- 10		0- 0		0- 0		CONFERENCE		0- 0		0- 6		0- 4			
0- 6		0- 0		0- 0		HOME		0- 0		0- 4		0- 2			
0- 4		0- 0		0- 0		AWAY		0- 0		0- 2		0- 2			
0- 0		0- 0		0- 0		NEUTRAL		0- 0		0- 0		0- 0			
RPI	S	Opponent	Score	RPI	S	Opponent	Score	RPI	S	Opponent	Score				
				34	N	Purdue	0 3	67	N	South Carolina	0 3				
										102	H	Towson	1 3		
										107	H	Liberty	0 3		
										112	A	Hofstra	0 3		
										112	H	Hofstra	1 3		
										113	H	UNCW	1 3		
										129	A	James Madison	1 3		
										130	H	Maryland	1 3		
										132	H	Col. of Charleston	0 3		
										152	A	Wake Forest	1 3		
										158	H	Delaware	0 3		
										161	N	Winthrop	0 3		
										175	A	UNC Greensboro	0 3		
										189	A	Northeastern	2 3		
										189	H	Northeastern	0 3		
										197	A	Campbell	1 3		
										200	N	Western Caro.	0 3		
										203	N	North Florida	2 3		
										220	H	High Point	3 2		
										227	A	William & Mary	1 3		
										239	A	Kennesaw St.	3 2		
										292	N	UNC Asheville	2 3		
										313	H	San Jose St.	3 1		
										327	A	N.C. Central	3 0		
										332	H	N.C. A&T	3 0		
				LAST 10 GAMES											
				112	A	Hofstra	0 3	113	H	UNCW	1 3	327	A	N.C. Central	3 0
				189	A	Northeastern	2 3	175	A	UNC Greensboro	0 3	332	H	N.C. A&T	3 0
				132	H	Col. of Charleston	0 3	227	A	William & Mary	1 3				
				158	H	Delaware	0 3	129	A	James Madison	1 3				
				102	H	Towson	1 3	189	H	Northeastern	0 3				

Non-Div. I Games:

Elon



Average RPI Win:		254	WON-LOST RECORD		WINNING PCT. RANK		LAST 10 GAMES		STRENGTH OF SCHEDULE		OPP. STRENGTH OF SCHEDULE		TEAM RPI		ADJ RPI		CONF. RPI		ADJ CONF. RPI								
DIV. I ONLY			3- 18		.14286	313	3- 7		121		231		281		.38862	278	26		26								
DIV. I NON-CONF.			0- 12		0	318	0- 1		79		144		280		.398	276	26		25								
TOTALS		RPI 1-25		RPI 26-50		W-L RECORDS		RPI 51-100		RPI 101-150		RPI 150+															
3- 18		0- 1		0- 1		OVERALL		0- 2		0- 6		3- 8															
3- 0		0- 0		0- 0		HOME		0- 0		0- 0		3- 0															
0- 10		0- 1		0- 0		AWAY		0- 1		0- 3		0- 5															
0- 8		0- 0		0- 1		NEUTRAL		0- 1		0- 3		0- 3															
0- 12		0- 1		0- 1		NON-CONFERENCE		0- 2		0- 4		0- 4															
0- 0		0- 0		0- 0		HOME		0- 0		0- 0		0- 0															
0- 4		0- 1		0- 0		AWAY		0- 1		0- 1		0- 1															
0- 8		0- 0		0- 1		NEUTRAL		0- 1		0- 3		0- 3															
3- 6		0- 0		0- 0		CONFERENCE		0- 0		0- 2		3- 4															
3- 0		0- 0		0- 0		HOME		0- 0		0- 0		3- 0															
0- 6		0- 0		0- 0		AWAY		0- 0		0- 2		0- 4															
0- 0		0- 0		0- 0		NEUTRAL		0- 0		0- 0		0- 0															
RPI	S	Opponent		Score		RPI	S	Opponent		Score		RPI	S	Opponent		Score											
21	A	Oklahoma		0	3	42	N	UALR		0	3	62	A	Ole Miss		0	3	108	A	Central Ark.	0	3					
												79	N	Texas Tech		1	3	116	N	Northern Ariz.	1	3					
																		118	N	Samford	1	3					
																		139	N	Texas St.	2	3					
																		142	A	Stephen F. Austin	0	3					
																		148	A	Houston	0	3					
																		152	N	Wake Forest	0	3					
																		185	N	Portland St.	0	3					
																		210	A	Sam Houston St.	1	3					
																		210	H	Sam Houston St.	3	2					
																		254	H	Incarnate Word	3	0					
																		255	A	Northwestern St.	2	3					
																		257	N	Louisiana Tech	1	3					
																		269	A	McNeese St.	2	3					
																		272	A	Nicholls St.	1	3					
																		299	H	Abilene Christian	3	2					
																		300	A	Tex.-Pan American	1	3					
						LAST 10 GAMES																					
						142 A Stephen F. Austin						0	3	299 H Abilene Christian						3	2						
						255 A Northwestern St.						2	3	272 A Nicholls St.						1	3						
						108 A Central Ark.						0	3	269 A McNeese St.						2	3						
						210 A Sam Houston St.						1	3	210 H Sam Houston St.						3	2						
						254 H Incarnate Word						3	0	62 A Ole Miss						0	3						

Non-Div. I Games:

Lamar



Average RPI Win: 322		WON-LOST RECORD		WINNING PCT. RANK		LAST 10 GAMES		STRENGTH OF SCHEDULE		OPP. STRENGTH OF SCHEDULE		TEAM RPI		ADJ RPI		CONF. RPI		ADJ CONF. RPI	
DIV. I ONLY		10- 15		.4 224		6- 4		293		313		279		.38638 279		33		33	
DIV. I NON-CONF.		3- 13		.1875 290		0- 2		146		221		270		.39713 278		33		32	
TOTALS		RPI 1-25		RPI 26-50		W-L RECORDS		RPI 51-100		RPI 101-150		RPI 150+							
10- 15		0- 1		0- 2		OVERALL		0- 2		0- 2		10- 8							
5- 7		0- 0		0- 1		HOME		0- 0		0- 1		5- 5							
4- 4		0- 1		0- 0		AWAY		0- 1		0- 0		4- 2							
1- 4		0- 0		0- 1		NEUTRAL		0- 1		0- 1		1- 1							
3- 13		0- 1		0- 2		NON-CONFERENCE		0- 2		0- 2		3- 6							
3- 7		0- 0		0- 1		HOME		0- 0		0- 1		3- 5							
0- 2		0- 1		0- 0		AWAY		0- 1		0- 0		0- 0							
0- 4		0- 0		0- 1		NEUTRAL		0- 1		0- 1		0- 1							
7- 2		0- 0		0- 0		CONFERENCE		0- 0		0- 0		7- 2							
2- 0		0- 0		0- 0		HOME		0- 0		0- 0		2- 0							
4- 2		0- 0		0- 0		AWAY		0- 0		0- 0		4- 2							
1- 0		0- 0		0- 0		NEUTRAL		0- 0		0- 0		1- 0							
RPI S	Opponent	Score		RPI S	Opponent	Score		RPI S	Opponent	Score		RPI S	Opponent	Score					
17 A	Arizona	0	3	29 H	Alabama	0	3	70 A	FGCU	0	3	120 N	Fla. Atlantic	0	3				
				32 N	CSUN	0	3	78 N	UMKC	0	3	125 H	Murray St.	1	3				
												163 H	Southern Miss.	0	3				
												168 N	Loyola Chicago	0	3				
												223 H	Southeast Mo. St.	0	3				
												226 H	Troy	0	3				
												237 H	Jacksonville St.	2	3				
												249 H	UT Martin	2	3				
												262 A	Texas Southern	1	3				
												311 A	Southern U.	3	0				
												311 H	Southern U.	3	1				
												312 H	Citadel	3	2				
												314 A	Jackson St.	3	0				
												316 H	Alabama A&M	3	0				
												318 A	Prairie View	2	3				
												328 A	Mississippi Val.	3	0				
												328 N	Mississippi Val.	3	0				
												330 H	South Carolina St.	3	0				
												333 A	Alcorn	3	0				
												334 H	Savannah St.	3	0				
				LAST 10 GAMES															
				328 N	Mississippi Val.	3	0	316 H	Alabama A&M	3	0								
				311 A	Southern U.	3	0	262 A	Texas Southern	1	3								
				328 A	Mississippi Val.	3	0	318 A	Prairie View	2	3								
				333 A	Alcorn	3	0	78 N	UMKC	0	3								
				314 A	Jackson St.	3	0	120 N	Fla. Atlantic	0	3								

Non-Div. I Games:

Alabama St.



Average RPI Win:	245	WON-LOST RECORD	WINNING PCT. RANK	LAST 10 GAMES	STRENGTH OF SCHEDULE	OPP. STRENGTH OF SCHEDULE	TEAM RPI	ADJ RPI	CONF. RPI	ADJ CONF. RPI	
Average RPI Loss:	192										
DIV. I ONLY		6- 13	.31579 261	4- 6	261	257	277	.38626 280	29	29	
DIV. I NON-CONF.		2- 10	.16667 294	0- 3	198	193	285	.38488 287	28	28	
<hr/>											
TOTALS	RPI 1-25	RPI 26-50		W-L RECORDS	RPI 51-100		RPI 101-150		RPI 150+		
6- 13	0- 0	0- 1		OVERALL	0- 1		1- 1		5- 10		
2- 2	0- 0	0- 0		HOME	0- 0		0- 0		2- 2		
2- 5	0- 0	0- 0		AWAY	0- 1		0- 1		2- 3		
2- 6	0- 0	0- 1		NEUTRAL	0- 0		1- 0		1- 5		
<hr/>											
2- 10	0- 0	0- 1		NON-CONFERENCE	0- 1		1- 1		1- 7		
0- 0	0- 0	0- 0		HOME	0- 0		0- 0		0- 0		
0- 4	0- 0	0- 0		AWAY	0- 1		0- 1		0- 2		
2- 6	0- 0	0- 1		NEUTRAL	0- 0		1- 0		1- 5		
<hr/>											
4- 3	0- 0	0- 0		CONFERENCE	0- 0		0- 0		4- 3		
2- 2	0- 0	0- 0		HOME	0- 0		0- 0		2- 2		
2- 1	0- 0	0- 0		AWAY	0- 0		0- 0		2- 1		
0- 0	0- 0	0- 0		NEUTRAL	0- 0		0- 0		0- 0		
<hr/>											
RPI S	Opponent	Score	RPI S	Opponent	Score	RPI S	Opponent	Score	RPI S	Opponent	Score
			48 N	Minnesota	0 3	97 A	Yale	1 3	116 A	Northern Ariz.	0 3
									123 N	Boston College	3 2
									153 N	Rhode Island	2 3
									158 A	Delaware	1 3
									168 N	Loyola Chicago	0 3
									196 A	Syracuse	0 3
									201 N	Colgate	1 3
									230 H	Stony Brook	3 1
									238 A	New Hampshire	3 0
									246 H	UMBC	2 3
									248 N	Grand Canyon	2 3
									271 H	Hartford	3 2
									283 N	UC Riverside	3 2
									284 N	Cornell	1 3
									293 A	Binghamton	1 3
									293 H	Binghamton	2 3
									325 A	UMass Lowell	3 0
<hr/>											
LAST 10 GAMES											
			293 A	Binghamton	1 3	325 A	UMass Lowell	3 0			
			246 H	UMBC	2 3	293 H	Binghamton	2 3			
			271 H	Hartford	3 2	201 N	Colgate	1 3			
			230 H	Stony Brook	3 1	284 N	Cornell	1 3			
			238 A	New Hampshire	3 0	196 A	Syracuse	0 3			

**Non-Div. I Games:**

Albany (NY)



Average RPI Win: 274		WON-LOST	WINNING	LAST 10	STRENGTH OF		OPP. STRENGTH	TEAM	ADJ		CONF.	ADJ CONF.	
Average RPI Loss: 193		RECORD	PCT. RANK	GAMES	SCHEDULE		OF SCHEDULE	RPI	RPI		RPI	RPI	
DIV. I ONLY		6- 15	.28571	271	4- 6		218	289	274	.38593	281	27	27
DIV. I NON-CONF.		1- 9	.1	313	0- 1		118	270	287	.38372	288	27	27
TOTALS		RPI 1-25	RPI 26-50		W-L RECORDS		RPI 51-100		RPI 101-150		RPI 150+		
6- 15	0- 0	0- 0		OVERALL		0- 2		0- 3		6- 10			
3- 4	0- 0	0- 0		HOME		0- 1		0- 0		3- 3			
2- 6	0- 0	0- 0		AWAY		0- 1		0- 1		2- 4			
1- 5	0- 0	0- 0		NEUTRAL		0- 0		0- 2		1- 3			
1- 9	0- 0	0- 0		NON-CONFERENCE		0- 1		0- 3		1- 5			
0- 1	0- 0	0- 0		HOME		0- 0		0- 0		0- 1			
0- 3	0- 0	0- 0		AWAY		0- 1		0- 1		0- 1			
1- 5	0- 0	0- 0		NEUTRAL		0- 0		0- 2		1- 3			
5- 6	0- 0	0- 0		CONFERENCE		0- 1		0- 0		5- 5			
3- 3	0- 0	0- 0		HOME		0- 1		0- 0		3- 2			
2- 3	0- 0	0- 0		AWAY		0- 0		0- 0		2- 3			
0- 0	0- 0	0- 0		NEUTRAL		0- 0		0- 0		0- 0			
RPI S	Opponent	Score	RPI S	Opponent	Score	RPI S	Opponent	Score	RPI S	Opponent	Score		
						74 H American	0 3		123 A Boston College	0 3			
						90 A Temple	0 3		143 N Oakland	0 3			
									145 N Marist	0 3			
									162 N Princeton	1 3			
									201 H Colgate	3 2			
									213 N Charlotte	0 3			
									215 A Army	3 1			
									215 H Army	1 3			
									216 A Lehigh	0 3			
									216 H Lehigh	2 3			
									219 A Brown	0 3			
									229 A Navy	0 3			
									271 H Hartford	2 3			
									271 N Hartford	2 3			
									293 N Binghamton	3 1			
									304 A Bucknell	1 3			
									304 H Bucknell	3 1			
									307 A Lafayette	3 2			
									323 H Loyola Maryland	3 0			
LAST 10 GAMES													
						216 H Lehigh	2 3		74 H American	0 3			
						304 H Bucknell	3 1		323 H Loyola Maryland	3 0			
						215 H Army	1 3		219 A Brown	0 3			
						229 A Navy	0 3		201 H Colgate	3 2			
						307 A Lafayette	3 2		304 A Bucknell	1 3			

Non-Div. I Games:

Holy Cross



Average RPI Win: 270		WON-LOST	WINNING	LAST 10	STRENGTH OF		OPP. STRENGTH	TEAM	ADJ		CONF.	ADJ CONF.
Average RPI Loss: 201		RECORD	PCT. RANK	GAMES	SCHEDULE		OF SCHEDULE	RPI	RPI		RPI	RPI
DIV. I ONLY		6- 15	.28571	271	5- 5		195	307	272		.38226	282
DIV. I NON-CONF.		0- 9	0	318	0- 0		100	271	299		.36616	295
TOTALS		RPI 1-25	RPI 26-50		W-L RECORDS		RPI 51-100		RPI 101-150		RPI 150+	
6- 15		0- 0	0- 0		OVERALL		0- 2		0- 2		6- 11	
4- 3		0- 0	0- 0		HOME		0- 0		0- 0		4- 3	
2- 6		0- 0	0- 0		AWAY		0- 1		0- 2		2- 3	
0- 6		0- 0	0- 0		NEUTRAL		0- 1		0- 0		0- 5	
0- 9		0- 0	0- 0		NON-CONFERENCE		0- 2		0- 1		0- 6	
0- 0		0- 0	0- 0		HOME		0- 0		0- 0		0- 0	
0- 3		0- 0	0- 0		AWAY		0- 1		0- 1		0- 1	
0- 6		0- 0	0- 0		NEUTRAL		0- 1		0- 0		0- 5	
6- 6		0- 0	0- 0		CONFERENCE		0- 0		0- 1		6- 5	
4- 3		0- 0	0- 0		HOME		0- 0		0- 0		4- 3	
2- 3		0- 0	0- 0		AWAY		0- 0		0- 1		2- 2	
0- 0		0- 0	0- 0		NEUTRAL		0- 0		0- 0		0- 0	
RPI S	Opponent	Score	RPI S	Opponent	Score	RPI S	Opponent	Score	RPI S	Opponent	Score	
						59 A	Gonzaga	0 3	119 A	Saint Louis	1 3	
						62 N	Ole Miss	0 3	145 A	Marist	0 3	
									155 A	Buffalo	0 3	
									207 H	Fairfield	3 2	
									212 N	Air Force	0 3	
									216 N	Lehigh	2 3	
									225 A	Manhattan	1 3	
									225 H	Manhattan	3 1	
									233 N	Omaha	2 3	
									240 A	Siena	3 0	
									248 N	Grand Canyon	2 3	
									253 H	Rider	0 3	
									256 A	Niagara	0 3	
									256 H	Niagara	2 3	
									270 N	Montana St.	2 3	
									308 H	Saint Peter's	3 1	
									309 A	Iona	3 2	
									309 H	Iona	0 3	
									329 H	Quinnipiac	3 0	
LAST 10 GAMES												
						309 H	Iona	0 3	225 A	Manhattan	1 3	
						225 H	Manhattan	3 1	309 A	Iona	3 2	
						256 A	Niagara	0 3	256 H	Niagara	2 3	
						329 H	Quinnipiac	3 0	253 H	Rider	0 3	
						207 H	Fairfield	3 2	308 H	Saint Peter's	3 1	

Non-Div. I Games:

Canisius



Average RPI Win: 319		WON-LOST	WINNING	LAST 10	STRENGTH OF		OPP. STRENGTH	TEAM	ADJ		CONF.	ADJ CONF.
Average RPI Loss: 137		RECORD	PCT. RANK	GAMES	SCHEDULE		OF SCHEDULE	RPI	RPI		RPI	RPI
DIV. I ONLY		2- 18	.1 318	0- 10	109		224	289	.38169 283		8	8
DIV. I NON-CONF.		2- 10	.16667 294	0- 2	136		304	282	.38544 286		7	7
TOTALS		RPI 1-25	RPI 26-50		W-L RECORDS		RPI 51-100		RPI 101-150		RPI 150+	
2- 18		0- 0	0- 4		OVERALL		0- 2		0- 5		2- 7	
0- 3		0- 0	0- 1		HOME		0- 0		0- 1		0- 1	
0- 10		0- 0	0- 2		AWAY		0- 2		0- 3		0- 3	
2- 5		0- 0	0- 1		NEUTRAL		0- 0		0- 1		2- 3	
2- 10		0- 0	0- 1		NON-CONFERENCE		0- 2		0- 2		2- 5	
0- 0		0- 0	0- 0		HOME		0- 0		0- 0		0- 0	
0- 5		0- 0	0- 0		AWAY		0- 2		0- 1		0- 2	
2- 5		0- 0	0- 1		NEUTRAL		0- 0		0- 1		2- 3	
0- 8		0- 0	0- 3		CONFERENCE		0- 0		0- 3		0- 2	
0- 3		0- 0	0- 1		HOME		0- 0		0- 1		0- 1	
0- 5		0- 0	0- 2		AWAY		0- 0		0- 2		0- 1	
0- 0		0- 0	0- 0		NEUTRAL		0- 0		0- 0		0- 0	
RPI S	Opponent	Score	RPI S	Opponent	Score	RPI S	Opponent	Score	RPI S	Opponent	Score	
			30 H	Hawaii	0 3	63 A	UNLV	0 3	106 H	UC Irvine	0 3	
			32 A	CSUN	1 3	63 A	UNLV	1 3	114 A	UC Santa Barbara	0 3	
			36 A	Long Beach St.	0 3				116 A	Northern Ariz.	1 3	
			38 N	Western Ky.	0 3				128 N	Idaho St.	1 3	
									147 A	UC Davis	0 3	
									191 A	Cal Poly	1 3	
									193 H	Cal St. Fullerton	1 3	
									209 A	Utah Valley	2 3	
									222 A	Southern Utah	0 3	
									243 N	Portland	2 3	
									248 N	Grand Canyon	1 3	
									280 N	Albany (NY)	2 3	
									303 N	UMES	3 1	
									334 N	Savannah St.	3 0	
LAST 10 GAMES												
			32 A	CSUN	1 3	191 A	Cal Poly	1 3				
			36 A	Long Beach St.	0 3	114 A	UC Santa Barbara	0 3				
			193 H	Cal St. Fullerton	1 3	30 H	Hawaii	0 3				
			106 H	UC Irvine	0 3	128 N	Idaho St.	1 3				
			147 A	UC Davis	0 3	209 A	Utah Valley	2 3				

Non-Div. I Games:

UC Riverside



Average RPI Win: 258		WON-LOST RECORD		WINNING PCT. RANK		LAST 10 GAMES		STRENGTH OF SCHEDULE		OPP. STRENGTH OF SCHEDULE		TEAM RPI		ADJ RPI		CONF. RPI		ADJ CONF. RPI	
DIV. I ONLY		4- 14		.22222 295		1- 9		224		217		285		.38149 284		18		18	
DIV. I NON-CONF.		3- 7		.3 263		0- 2		251		247		273		.39878 275		18		18	
TOTALS		RPI 1-25		RPI 26-50		W-L RECORDS		RPI 51-100		RPI 101-150		RPI 150+							
4- 14		0- 0		0- 0		OVERALL		0- 4		0- 0		4- 10							
1- 3		0- 0		0- 0		HOME		0- 1		0- 0		1- 2							
1- 7		0- 0		0- 0		AWAY		0- 2		0- 0		1- 5							
2- 4		0- 0		0- 0		NEUTRAL		0- 1		0- 0		2- 3							
3- 7		0- 0		0- 0		NON-CONFERENCE		0- 2		0- 0		3- 5							
0- 1		0- 0		0- 0		HOME		0- 0		0- 0		0- 1							
1- 2		0- 0		0- 0		AWAY		0- 1		0- 0		1- 1							
2- 4		0- 0		0- 0		NEUTRAL		0- 1		0- 0		2- 3							
1- 7		0- 0		0- 0		CONFERENCE		0- 2		0- 0		1- 5							
1- 2		0- 0		0- 0		HOME		0- 1		0- 0		1- 1							
0- 5		0- 0		0- 0		AWAY		0- 1		0- 0		0- 4							
0- 0		0- 0		0- 0		NEUTRAL		0- 0		0- 0		0- 0							
RPI S	Opponent	Score		RPI S	Opponent	Score		RPI S	Opponent	Score		RPI S	Opponent	Score					
								63 N	UNLV	0	3	162 A	Princeton	0	3				
								69 A	Seton Hall	0	3	170 N	Rutgers	1	3				
								83 H	Harvard	0	3	171 A	Penn	1	3				
								97 A	Yale	0	3	173 N	UConn	0	3				
												178 H	Dartmouth	0	3				
												196 A	Syracuse	1	3				
												201 N	Colgate	1	3				
												206 A	Columbia	1	3				
												206 H	Columbia	3	2				
												219 A	Brown	2	3				
												240 N	Siena	3	2				
												280 N	Albany (NY)	3	1				
												293 H	Binghamton	0	3				
												304 A	Bucknell	3	0				
LAST 10 GAMES																			
						206 H	Columbia	3	2	171 A	Penn	1	3						
						219 A	Brown	2	3	162 A	Princeton	0	3						
						97 A	Yale	0	3	206 A	Columbia	1	3						
						178 H	Dartmouth	0	3	293 H	Binghamton	0	3						
						83 H	Harvard	0	3	196 A	Syracuse	1	3						

Non-Div. I Games:

Cornell



Average RPI Win:	300	WON-LOST RECORD	WINNING PCT. RANK	LAST 10 GAMES	STRENGTH OF SCHEDULE	OPP. STRENGTH OF SCHEDULE	TEAM RPI	ADJ RPI	CONF. RPI	ADJ CONF. RPI							
Average RPI Loss:	210																
DIV. I ONLY	11- 11	.5	165	5- 5	325	304	287	.37865	285	31	31						
DIV. I NON-CONF.	7- 6	.53846	147	1- 0	320	301	271	.40353	271	31	31						
<hr/>																	
TOTALS	RPI 1-25	RPI 26-50		W-L RECORDS	RPI 51-100		RPI 101-150		RPI 150+								
11- 11	0- 0	0- 0		OVERALL	0- 0		0- 1		11- 10								
2- 1	0- 0	0- 0		HOME	0- 0		0- 0		2- 1								
3- 7	0- 0	0- 0		AWAY	0- 0		0- 0		3- 7								
6- 3	0- 0	0- 0		NEUTRAL	0- 0		0- 1		6- 2								
<hr/>																	
7- 6	0- 0	0- 0		NON-CONFERENCE	0- 0		0- 1		7- 5								
0- 0	0- 0	0- 0		HOME	0- 0		0- 0		0- 0								
1- 3	0- 0	0- 0		AWAY	0- 0		0- 0		1- 3								
6- 3	0- 0	0- 0		NEUTRAL	0- 0		0- 1		6- 2								
<hr/>																	
4- 5	0- 0	0- 0		CONFERENCE	0- 0		0- 0		4- 5								
2- 1	0- 0	0- 0		HOME	0- 0		0- 0		2- 1								
2- 4	0- 0	0- 0		AWAY	0- 0		0- 0		2- 4								
0- 0	0- 0	0- 0		NEUTRAL	0- 0		0- 0		0- 0								
<hr/>																	
RPI S	Opponent	Score	RPI S	Opponent	Score	RPI S	Opponent	Score	RPI S	Opponent	Score						
						113 N UNCW 0 3											
						175 N UNC Greensboro 1 3											
						182 A Howard 0 3											
						184 A East Carolina 2 3											
						187 A Hampton 0 3											
						187 H Hampton 1 3											
						213 A Charlotte 1 3											
						217 N East Tenn. St. 0 3											
						244 A Coppin St. 2 3											
						244 H Coppin St. 3 1											
						264 N George Mason 3 2											
						286 N Sacramento St. 3 1											
						287 N Tennessee Tech 3 0											
						297 A Saint Francis (PA) 1 3											
						303 A UMES 3 1											
						305 A Providence 3 1											
						315 A Norfolk St. 1 3											
						315 H Norfolk St. 3 1											
						320 A Delaware St. 3 0											
						323 N Loyola Maryland 3 0											
						326 N Fairleigh Dickinson 3 0											
						329 N Quinnipiac 3 0											
						<hr/>											
									LAST 10 GAMES								
									187 A Hampton 0 3			320 A Delaware St. 3 0					
			315 A Norfolk St. 1 3			315 H Norfolk St. 3 1											
			244 A Coppin St. 2 3			187 H Hampton 1 3											
			182 A Howard 0 3			244 H Coppin St. 3 1											
			303 A UMES 3 1			264 N George Mason 3 2											

Non-Div. I Games:

Morgan St.



Average RPI Win:	230	WON-LOST RECORD	WINNING PCT. RANK	LAST 10 GAMES	STRENGTH OF SCHEDULE	OPP. STRENGTH OF SCHEDULE	TEAM RPI	ADJ RPI	CONF. RPI	ADJ CONF. RPI	
Average RPI Loss:	171										
DIV. I ONLY	6- 19	.24	284	1- 9	241	212	283	.37702	286	22	21
DIV. I NON-CONF.	5- 10	.33333	243	0- 0	178	223	245	.42999	248	19	19
<hr/>											
TOTALS	RPI 1-25	RPI 26-50		W-L RECORDS	RPI 51-100		RPI 101-150		RPI 150+		
6- 19	0- 0	0- 1		OVERALL	0- 2		1- 6		5- 10		
0- 9	0- 0	0- 1		HOME	0- 0		0- 4		0- 4		
2- 7	0- 0	0- 0		AWAY	0- 1		0- 2		2- 4		
4- 3	0- 0	0- 0		NEUTRAL	0- 1		1- 0		3- 2		
<hr/>											
5- 10	0- 0	0- 1		NON-CONFERENCE	0- 1		1- 3		4- 5		
0- 4	0- 0	0- 1		HOME	0- 0		0- 2		0- 1		
1- 3	0- 0	0- 0		AWAY	0- 0		0- 1		1- 2		
4- 3	0- 0	0- 0		NEUTRAL	0- 1		1- 0		3- 2		
<hr/>											
1- 9	0- 0	0- 0		CONFERENCE	0- 1		0- 3		1- 5		
0- 5	0- 0	0- 0		HOME	0- 0		0- 2		0- 3		
1- 4	0- 0	0- 0		AWAY	0- 1		0- 1		1- 2		
0- 0	0- 0	0- 0		NEUTRAL	0- 0		0- 0		0- 0		
<hr/>											
RPI S	Opponent	Score	RPI S	Opponent	Score	RPI S	Opponent	Score	RPI S	Opponent	Score
			37 H	Loyola Marymount	0 3	91 N	George Washington	0 3	114 H	UC Santa Barbara	0 3
						98 A	Northern Colo.	0 3	116 A	Northern Ariz.	0 3
									125 N	Murray St.	3 1
									128 H	Idaho St.	1 3
									137 A	Valparaiso	0 3
									147 H	UC Davis	2 3
									149 H	Idaho	0 3
									175 N	UNC Greensboro	0 3
									185 H	Portland St.	0 3
									188 H	Eastern Wash.	2 3
									191 A	Cal Poly	0 3
									211 H	Fresno St.	2 3
									213 A	Charlotte	3 1
									217 N	East Tenn. St.	3 1
									222 A	Southern Utah	2 3
									242 N	Bakersfield	3 1
									250 A	Montana	1 3
									251 A	Nevada	0 3
									270 A	Montana St.	3 0
									276 H	Weber St.	2 3
									285 N	Morgan St.	1 3
									313 N	San Jose St.	3 2
			LAST 10 GAMES								
			250 A	Montana	1 3	188 H	Eastern Wash.	2 3			
			270 A	Montana St.	3 0	276 H	Weber St.	2 3			
			185 H	Portland St.	0 3	128 H	Idaho St.	1 3			
			98 A	Northern Colo.	0 3	116 A	Northern Ariz.	0 3			
			149 H	Idaho	0 3	222 A	Southern Utah	2 3			

Non-Div. I Games:

Sacramento St.



Average RPI Win:		274	WON-LOST RECORD		WINNING PCT. RANK	LAST 10 GAMES	STRENGTH OF SCHEDULE		OPP. STRENGTH OF SCHEDULE	TEAM RPI	ADJ RPI	CONF. RPI	ADJ CONF. RPI
Average RPI Loss:		198											
DIV. I ONLY		11- 15	.42308		208	6- 4	305		283	278	.37487	287	25
DIV. I NON-CONF.		5- 11	.3125		254	0- 0	307		313	302	.35411	304	24
TOTALS		RPI 1-25	RPI 26-50		W-L RECORDS		RPI 51-100		RPI 101-150		RPI 150+		
11- 15	0- 0		0- 1		OVERALL		0- 1		0- 1		11- 12		
4- 2	0- 0		0- 0		HOME		0- 0		0- 0		4- 2		
2- 7	0- 0		0- 1		AWAY		0- 1		0- 0		2- 5		
5- 6	0- 0		0- 0		NEUTRAL		0- 0		0- 1		5- 5		
5- 11	0- 0		0- 1		NON-CONFERENCE		0- 1		0- 1		5- 8		
0- 0	0- 0		0- 0		HOME		0- 0		0- 0		0- 0		
0- 5	0- 0		0- 1		AWAY		0- 1		0- 0		0- 3		
5- 6	0- 0		0- 0		NEUTRAL		0- 0		0- 1		5- 5		
6- 4	0- 0		0- 0		CONFERENCE		0- 0		0- 0		6- 4		
4- 2	0- 0		0- 0		HOME		0- 0		0- 0		4- 2		
2- 2	0- 0		0- 0		AWAY		0- 0		0- 0		2- 2		
0- 0	0- 0		0- 0		NEUTRAL		0- 0		0- 0		0- 0		
RPI S	Opponent	Score	RPI S	Opponent	Score	RPI S	Opponent	Score	RPI S	Opponent	Score		
			38 A	Western Ky.	0 3		61 A	Appalachian St.	0 3	113 N	UNCW	1 3	
										167 A	Eastern Ky.	3 2	
										167 H	Eastern Ky.	1 3	
										172 H	Belmont	0 3	
										179 N	Cleveland St.	0 3	
										184 A	East Carolina	0 3	
										208 N	Tennessee	0 3	
										223 A	Southeast Mo. St.	0 3	
										224 H	Eastern Ill.	3 1	
										232 H	SIUE	3 2	
										234 N	Gardner-Webb	3 2	
										237 A	Jacksonville St.	1 3	
										252 H	Tennessee St.	3 1	
										265 N	USC Upstate	1 3	
										269 A	McNeese St.	0 3	
										273 N	La.-Monroe	0 3	
										285 N	Morgan St.	0 3	
										295 A	Wofford	0 3	
										302 A	Morehead St.	3 1	
										302 H	Morehead St.	3 0	
										315 N	Norfolk St.	3 2	
										318 N	Prairie View	3 0	
										332 N	N.C. A&T	3 1	
										333 N	Alcorn	3 0	
LAST 10 GAMES													
			302 H	Morehead St.	3 0		172 H	Belmont	0 3				
			167 H	Eastern Ky.	1 3		223 A	Southeast Mo. St.	0 3				
			167 A	Eastern Ky.	3 2		237 A	Jacksonville St.	1 3				
			302 A	Morehead St.	3 1		232 H	SIUE	3 2				
			252 H	Tennessee St.	3 1		224 H	Eastern Ill.	3 1				

Non-Div. I Games:

Tennessee Tech



Average RPI Win:	245	WON-LOST RECORD	WINNING PCT. RANK	LAST 10 GAMES	STRENGTH OF SCHEDULE	OPP. STRENGTH OF SCHEDULE	TEAM RPI	ADJ RPI	CONF. RPI	ADJ CONF. RPI		
Average RPI Loss:	175											
DIV. I ONLY		3- 16	.15789	311	1- 9	209	225	293	.37141	288	19	19
DIV. I NON-CONF.		2- 8	.2	288	0- 1	253	234	294	.37833	291	21	21
<hr/>												
TOTALS	RPI 1-25	RPI 26-50		W-L RECORDS		RPI 51-100		RPI 101-150		RPI 150+		
3- 16	0- 0	0- 0		OVERALL		0- 2		1- 3		2- 11		
0- 8	0- 0	0- 0		HOME		0- 2		0- 1		0- 5		
1- 6	0- 0	0- 0		AWAY		0- 0		1- 2		0- 4		
2- 2	0- 0	0- 0		NEUTRAL		0- 0		0- 0		2- 2		
<hr/>												
2- 8	0- 0	0- 0		NON-CONFERENCE		0- 0		0- 2		2- 6		
0- 3	0- 0	0- 0		HOME		0- 0		0- 1		0- 2		
0- 3	0- 0	0- 0		AWAY		0- 0		0- 1		0- 2		
2- 2	0- 0	0- 0		NEUTRAL		0- 0		0- 0		2- 2		
<hr/>												
1- 8	0- 0	0- 0		CONFERENCE		0- 2		1- 1		0- 5		
0- 5	0- 0	0- 0		HOME		0- 2		0- 0		0- 3		
1- 3	0- 0	0- 0		AWAY		0- 0		1- 1		0- 2		
0- 0	0- 0	0- 0		NEUTRAL		0- 0		0- 0		0- 0		
<hr/>												
RPI S	Opponent	Score	RPI S	Opponent	Score	RPI S	Opponent	Score	RPI S	Opponent	Score	
						81 H	VCU	1 3	109 A	Dayton	0 3	
						91 H	George Washington	0 3	113 H	UNCW	0 3	
									119 A	Saint Louis	3 2	
									132 A	Col. of Charleston	2 3	
									151 H	Duquesne	0 3	
									152 A	Wake Forest	1 3	
									153 A	Rhode Island	0 3	
									161 A	Winthrop	0 3	
									192 N	Kent St.	0 3	
									204 N	Presbyterian	1 3	
									213 H	Charlotte	1 3	
									220 H	High Point	1 3	
									264 H	George Mason	2 3	
									267 H	La Salle	1 3	
									289 N	Mercer	3 0	
									298 A	Fordham	1 3	
									327 N	N.C. Central	3 0	
<hr/>												
LAST 10 GAMES												
						153 A	Rhode Island	0 3	151 H	Duquesne	0 3	
						298 A	Fordham	1 3	119 A	Saint Louis	3 2	
						264 H	George Mason	2 3	109 A	Dayton	0 3	
						91 H	George Washington	0 3	81 H	VCU	1 3	
						267 H	La Salle	1 3	161 A	Winthrop	0 3	

Non-Div. I Games:

Davidson



Average RPI Win: 259		WON-LOST	WINNING	LAST 10	STRENGTH OF		OPP. STRENGTH	TEAM	ADJ		CONF.	ADJ CONF.
Average RPI Loss: 198		RECORD	PCT. RANK	GAMES	SCHEDULE		OF SCHEDULE	RPI	RPI		RPI	RPI
DIV. I ONLY		7- 16	.30435	264	3- 7		257	285	284		.36772	289
DIV. I NON-CONF.		4- 9	.30769	257	1- 0		290	287	290		.36958	294
TOTALS		RPI 1-25	RPI 26-50		W-L RECORDS		RPI 51-100		RPI 101-150		RPI 150+	
7- 16		0- 0	0- 0		OVERALL		0- 3		1- 1		6- 12	
1- 4		0- 0	0- 0		HOME		0- 1		0- 0		1- 3	
4- 6		0- 0	0- 0		AWAY		0- 1		1- 1		3- 4	
2- 6		0- 0	0- 0		NEUTRAL		0- 1		0- 0		2- 5	
4- 9		0- 0	0- 0		NON-CONFERENCE		0- 2		1- 0		3- 7	
1- 0		0- 0	0- 0		HOME		0- 0		0- 0		1- 0	
1- 3		0- 0	0- 0		AWAY		0- 1		1- 0		0- 2	
2- 6		0- 0	0- 0		NEUTRAL		0- 1		0- 0		2- 5	
3- 7		0- 0	0- 0		CONFERENCE		0- 1		0- 1		3- 5	
0- 4		0- 0	0- 0		HOME		0- 1		0- 0		0- 3	
3- 3		0- 0	0- 0		AWAY		0- 0		0- 1		3- 2	
0- 0		0- 0	0- 0		NEUTRAL		0- 0		0- 0		0- 0	
RPI S	Opponent	Score	RPI S	Opponent	Score	RPI S	Opponent	Score	RPI S	Opponent	Score	
						62 A	Ole Miss	0 3	118 A	Samford	0 3	
						72 N	Memphis	1 3	132 A	Col. of Charleston	3 0	
						87 H	Furman	1 3	175 H	UNC Greensboro	1 3	
									192 N	Kent St.	3 1	
									200 A	Western Caro.	2 3	
									208 A	Tennessee	2 3	
									217 A	East Tenn. St.	1 3	
									226 A	Troy	2 3	
									235 A	Chattanooga	3 2	
									235 H	Chattanooga	1 3	
									237 N	Jacksonville St.	1 3	
									237 N	Jacksonville St.	0 3	
									241 N	UAB	1 3	
									266 N	Austin Peay	0 3	
									288 N	Davidson	0 3	
									295 A	Wofford	3 2	
									295 H	Wofford	0 3	
									312 A	Citadel	3 0	
									316 N	Alabama A&M	3 0	
									334 H	Savannah St.	3 0	
LAST 10 GAMES												
						235 A	Chattanooga	3 2	334 H	Savannah St.	3 0	
						87 H	Furman	1 3	235 H	Chattanooga	1 3	
						295 A	Wofford	3 2	118 A	Samford	0 3	
						217 A	East Tenn. St.	1 3	295 H	Wofford	0 3	
						200 A	Western Caro.	2 3	175 H	UNC Greensboro	1 3	

Non-Div. I Games:

Mercer



Average RPI Win:	298	WON-LOST RECORD	WINNING PCT. RANK	LAST 10 GAMES	STRENGTH OF SCHEDULE	OPP. STRENGTH OF SCHEDULE	TEAM RPI	ADJ RPI	CONF. RPI	ADJ CONF. RPI	
Average RPI Loss:	163										
DIV. I ONLY	6- 21	.22222	295	0- 10	226	265	290	.36758	290	21	20
DIV. I NON-CONF.	6- 11	.35294	242	0- 1	227	295	263	.41289	262	20	20
<hr/>											
TOTALS	RPI 1-25	RPI 26-50		W-L RECORDS	RPI 51-100		RPI 101-150		RPI 150+		
6- 21	0- 1	0- 0		OVERALL	0- 5		0- 4		6- 11		
1- 12	0- 0	0- 0		HOME	0- 4		0- 4		1- 4		
2- 6	0- 1	0- 0		AWAY	0- 1		0- 0		2- 4		
3- 3	0- 0	0- 0		NEUTRAL	0- 0		0- 0		3- 3		
<hr/>											
6- 11	0- 1	0- 0		NON-CONFERENCE	0- 2		0- 4		6- 4		
1- 7	0- 0	0- 0		HOME	0- 2		0- 4		1- 1		
2- 1	0- 1	0- 0		AWAY	0- 0		0- 0		2- 0		
3- 3	0- 0	0- 0		NEUTRAL	0- 0		0- 0		3- 3		
<hr/>											
0- 10	0- 0	0- 0		CONFERENCE	0- 3		0- 0		0- 7		
0- 5	0- 0	0- 0		HOME	0- 2		0- 0		0- 3		
0- 5	0- 0	0- 0		AWAY	0- 1		0- 0		0- 4		
0- 0	0- 0	0- 0		NEUTRAL	0- 0		0- 0		0- 0		
<hr/>											
RPI S	Opponent	Score	RPI S	Opponent	Score	RPI S	Opponent	Score	RPI S	Opponent	Score
16 A	Kansas St.	0 3				78 H	UMKC	0 3	104 H	Iowa	0 3
						84 H	South Dakota	0 3	137 H	Valparaiso	0 3
						85 H	UNI	1 3	138 H	North Dakota	0 3
						86 A	Denver	0 3	142 H	Stephen F. Austin	2 3
						86 H	Denver	1 3	160 A	IUPUI	0 3
									181 A	Oral Roberts	0 3
									190 A	North Dakota St.	0 3
									190 H	North Dakota St.	2 3
									221 H	IPFW	0 3
									224 H	Eastern Ill.	0 3
									233 H	Omaha	1 3
									236 H	FIU	3 2
									246 N	UMBC	0 3
									248 N	Grand Canyon	0 3
									268 A	Western Ill.	0 3
									276 N	Weber St.	3 0
									303 A	UMES	3 0
									313 N	San Jose St.	2 3
									322 A	Chicago St.	3 2
									325 N	UMass Lowell	3 2
									326 N	Fairleigh Dickinson	3 0
<hr/>											
			LAST 10 GAMES								
			190 A North Dakota St.			0 3	268 A Western Ill.			0 3	
			86 A Denver			0 3	160 A IUPUI			0 3	
			85 H UNI			1 3	86 H Denver			1 3	
			233 H Omaha			1 3	190 H North Dakota St.			2 3	
			84 H South Dakota			0 3	221 H IPFW			0 3	

Non-Div. I Games:

South Dakota St.



Average RPI Win:	252	WON-LOST RECORD	WINNING PCT. RANK	LAST 10 GAMES	STRENGTH OF SCHEDULE	OPP. STRENGTH OF SCHEDULE	TEAM RPI	ADJ RPI	CONF. RPI	ADJ CONF. RPI		
Average RPI Loss:	210											
DIV. I ONLY		7- 15	.31818	257	2- 8	286	295	291	.36299	291	30	30
DIV. I NON-CONF.		5- 8	.38462	231	0- 1	176	265	234	.4402	242	29	30
<hr/>												
TOTALS	RPI 1-25	RPI 26-50		W-L RECORDS		RPI 51-100		RPI 101-150		RPI 150+		
7- 15	0- 0	0- 1		OVERALL		0- 2		1- 0		6- 12		
3- 5	0- 0	0- 0		HOME		0- 0		0- 0		3- 5		
1- 7	0- 0	0- 1		AWAY		0- 1		1- 0		0- 5		
3- 3	0- 0	0- 0		NEUTRAL		0- 1		0- 0		3- 2		
5- 8	0- 0	0- 1		NON-CONFERENCE		0- 1		1- 0		4- 6		
1- 3	0- 0	0- 0		HOME		0- 0		0- 0		1- 3		
1- 2	0- 0	0- 1		AWAY		0- 0		1- 0		0- 1		
3- 3	0- 0	0- 0		NEUTRAL		0- 1		0- 0		3- 2		
2- 7	0- 0	0- 0		CONFERENCE		0- 1		0- 0		2- 6		
2- 2	0- 0	0- 0		HOME		0- 0		0- 0		2- 2		
0- 5	0- 0	0- 0		AWAY		0- 1		0- 0		0- 4		
0- 0	0- 0	0- 0		NEUTRAL		0- 0		0- 0		0- 0		
RPI	S	Opponent	Score	RPI	S	Opponent	Score	RPI	S	Opponent	Score	
				50	A	Pittsburgh	0 3	60	A	LIU Brooklyn	1 3	
								79	N	Texas Tech	0 3	
										112	A Hofstra	3 2
										153	H Rhode Island	0 3
										157	N South Fla.	0 3
										158	N Delaware	3 0
										193	A Cal St. Fullerton	0 3
										230	H Stony Brook	0 3
										240	N Siena	3 1
										245	A Robert Morris	0 3
										245	H Robert Morris	1 3
										263	A Central Conn. St.	2 3
										271	H Hartford	2 3
										297	A Saint Francis (PA)	2 3
										297	H Saint Francis (PA)	2 3
										298	N Fordham	3 2
										304	N Bucknell	2 3
										309	H Iona	3 2
										310	A Bryant	1 3
										321	H St. Francis Brooklyn	3 0
										326	H Fairleigh Dickinson	3 1
<hr/>												
LAST 10 GAMES												
				245	H	Robert Morris	1 3	230	H	Stony Brook	0 3	
				297	H	Saint Francis (PA)	2 3	60	A	LIU Brooklyn	1 3	
				263	A	Central Conn. St.	2 3	321	H	St. Francis Brooklyn	3 0	
				310	A	Bryant	1 3	245	A	Robert Morris	0 3	
				326	H	Fairleigh Dickinson	3 1	297	A	Saint Francis (PA)	2 3	

Non-Div. I Games:

Sacred Heart



Average RPI Win: 287		WON-LOST	WINNING	LAST 10	STRENGTH OF		OPP. STRENGTH	TEAM	ADJ	CONF.	ADJ CONF.
Average RPI Loss: 171		RECORD	PCT. RANK	GAMES	SCHEDULE		OF SCHEDULE	RPI	RPI	RPI	RPI
DIV. I ONLY		5- 19	.20833	303	3- 7		232	251	292	.36217	292
DIV. I NON-CONF.		4- 12	.25	274	2- 0		279	252	293	.36517	296
TOTALS		RPI 1-25	RPI 26-50		W-L RECORDS		RPI 51-100		RPI 101-150		RPI 150+
5- 19	0- 0	0- 1		OVERALL		0- 4		0- 3		5- 11	
1- 6	0- 0	0- 0		HOME		0- 1		0- 2		1- 3	
3- 7	0- 0	0- 0		AWAY		0- 1		0- 1		3- 5	
1- 6	0- 0	0- 1		NEUTRAL		0- 2		0- 0		1- 3	
4- 12	0- 0	0- 1		NON-CONFERENCE		0- 3		0- 1		4- 7	
1- 1	0- 0	0- 0		HOME		0- 0		0- 0		1- 1	
2- 5	0- 0	0- 0		AWAY		0- 1		0- 1		2- 3	
1- 6	0- 0	0- 1		NEUTRAL		0- 2		0- 0		1- 3	
1- 7	0- 0	0- 0		CONFERENCE		0- 1		0- 2		1- 4	
0- 5	0- 0	0- 0		HOME		0- 1		0- 2		0- 2	
1- 2	0- 0	0- 0		AWAY		0- 0		0- 0		1- 2	
0- 0	0- 0	0- 0		NEUTRAL		0- 0		0- 0		0- 0	
RPI S	Opponent	Score	RPI S	Opponent	Score	RPI S	Opponent	Score	RPI S	Opponent	Score
			34 N	Purdue	0 3	76 H	Coastal Caro.	0 3	107 H	Liberty	1 3
						77 A	Clemson	0 3	124 A	Georgia	0 3
						83 N	Harvard	0 3	133 H	Radford	1 3
						93 N	North Carolina St.	0 3	161 A	Winthrop	1 3
									180 A	Jacksonville	0 3
									200 H	Western Caro.	0 3
									203 A	North Florida	0 3
									204 A	Presbyterian	3 2
									226 N	Troy	0 3
									234 A	Gardner-Webb	2 3
									234 H	Gardner-Webb	2 3
									239 A	Kennesaw St.	2 3
									265 N	USC Upstate	1 3
									272 N	Nicholls St.	0 3
									277 N	Elon	3 2
									295 H	Wofford	3 1
									301 H	Charleston So.	1 3
									327 A	N.C. Central	3 0
									330 A	South Carolina St.	3 0
LAST 10 GAMES											
			76 H	Coastal Caro.	0 3	161 A	Winthrop	1 3			
			301 H	Charleston So.	1 3	107 H	Liberty	1 3			
			330 A	South Carolina St.	3 0	133 H	Radford	1 3			
			234 H	Gardner-Webb	2 3	234 A	Gardner-Webb	2 3			
			204 A	Presbyterian	3 2	295 H	Wofford	3 1			

Non-Div. I Games:

UNC Asheville



Average RPI Win:	269	WON-LOST RECORD	WINNING PCT. RANK	LAST 10 GAMES	STRENGTH OF SCHEDULE	OPP. STRENGTH OF SCHEDULE	TEAM RPI	ADJ RPI	CONF. RPI	ADJ CONF. RPI									
DIV. I ONLY		7- 16	.30435	264	6- 4	272	276	288	.36177	293	29	29							
DIV. I NON-CONF.		2- 14	.125	306	1- 2	241	255	309	.33452	315	28	28							
<hr/>																			
TOTALS	RPI 1-25	RPI 26-50		W-L RECORDS		RPI 51-100		RPI 101-150		RPI 150+									
7- 16	0- 1	0- 1		OVERALL		0- 1		0- 1		7- 12									
3- 1	0- 0	0- 0		HOME		0- 0		0- 0		3- 1									
4- 5	0- 0	0- 1		AWAY		0- 0		0- 0		4- 4									
0- 10	0- 1	0- 0		NEUTRAL		0- 1		0- 1		0- 7									
<hr/>																			
2- 14	0- 1	0- 1		NON-CONFERENCE		0- 1		0- 1		2- 10									
0- 0	0- 0	0- 0		HOME		0- 0		0- 0		0- 0									
2- 4	0- 0	0- 1		AWAY		0- 0		0- 0		2- 3									
0- 10	0- 1	0- 0		NEUTRAL		0- 1		0- 1		0- 7									
<hr/>																			
5- 2	0- 0	0- 0		CONFERENCE		0- 0		0- 0		5- 2									
3- 1	0- 0	0- 0		HOME		0- 0		0- 0		3- 1									
2- 1	0- 0	0- 0		AWAY		0- 0		0- 0		2- 1									
0- 0	0- 0	0- 0		NEUTRAL		0- 0		0- 0		0- 0									
<hr/>																			
RPI S	Opponent	Score		RPI S	Opponent	Score		RPI S	Opponent	Score									
15 N	UCLA	0	3	37 A	Loyola Marymount	0	3	60 N	LIU Brooklyn	0	3								
								143 N	Oakland	1	3								
								197 N	Campbell	0	3								
								205 N	Drake	1	3								
								215 A	Army	1	3								
								230 H	Stony Brook	3	1								
								238 A	New Hampshire	2	3								
								240 A	Siena	3	0								
								246 H	UMBC	3	0								
								253 N	Rider	1	3								
								260 A	Akron	1	3								
								266 N	Austin Peay	1	3								
								271 H	Hartford	2	3								
								280 A	Albany (NY)	3	2								
								280 H	Albany (NY)	3	1								
								281 N	Holy Cross	1	3								
								284 A	Cornell	3	0								
								303 A	UMES	0	3								
								306 N	Bethune-Cookman	0	3								
								310 N	Bryant	1	3								
								325 A	UMass Lowell	3	0								
								LAST 10 GAMES											
								280 H Albany (NY)				3	1	238 A New Hampshire				2	3
								246 H UMBC				3	0	280 A Albany (NY)				3	2
								230 H Stony Brook				3	1	284 A Cornell				3	0
								271 H Hartford				2	3	197 N Campbell				0	3
								325 A UMass Lowell				3	0	253 N Rider				1	3

Non-Div. I Games:

Binghamton



**Non-Div. I Games:**

DePaul



Average RPI Win: 297		WON-LOST RECORD		WINNING PCT. RANK		LAST 10 GAMES		STRENGTH OF SCHEDULE		OPP. STRENGTH OF SCHEDULE		TEAM RPI		ADJ RPI		CONF. RPI		ADJ CONF. RPI	
DIV. I ONLY		10- 15		.4 224		4- 6		319		297		295		.36054 295		23		23	
DIV. I NON-CONF.		7- 9		.4375 205		1- 0		329		315		306		.35277 306		25		26	
TOTALS		RPI 1-25		RPI 26-50		W-L RECORDS		RPI 51-100		RPI 101-150		RPI 150+							
10- 15		0- 0		0- 0		OVERALL		0- 2		0- 2		10- 11							
4- 5		0- 0		0- 0		HOME		0- 1		0- 1		4- 3							
3- 5		0- 0		0- 0		AWAY		0- 1		0- 0		3- 4							
3- 5		0- 0		0- 0		NEUTRAL		0- 0		0- 1		3- 4							
7- 9		0- 0		0- 0		NON-CONFERENCE		0- 1		0- 1		7- 7							
3- 1		0- 0		0- 0		HOME		0- 0		0- 0		3- 1							
1- 3		0- 0		0- 0		AWAY		0- 1		0- 0		1- 2							
3- 5		0- 0		0- 0		NEUTRAL		0- 0		0- 1		3- 4							
3- 6		0- 0		0- 0		CONFERENCE		0- 1		0- 1		3- 4							
1- 4		0- 0		0- 0		HOME		0- 1		0- 1		1- 2							
2- 2		0- 0		0- 0		AWAY		0- 0		0- 0		2- 2							
0- 0		0- 0		0- 0		NEUTRAL		0- 0		0- 0		0- 0							
RPI S	Opponent	Score		RPI S	Opponent	Score		RPI S	Opponent	Score		RPI S	Opponent	Score					
								77 A	Clemson	0	3	118 H	Samford	0	3				
								87 H	Furman	0	3	137 N	Valparaiso	1	3				
												152 A	Wake Forest	0	3				
												175 A	UNC Greensboro	2	3				
												197 N	Campbell	0	3				
												200 H	Western Caro.	3	2				
												204 N	Presbyterian	1	3				
												217 A	East Tenn. St.	0	3				
												227 N	William & Mary	3	2				
												234 N	Gardner-Webb	1	3				
												235 H	Chattanooga	1	3				
												252 N	Tennessee St.	1	3				
												265 H	USC Upstate	2	3				
												287 H	Tennessee Tech	3	0				
												289 A	Mercer	3	0				
												289 H	Mercer	2	3				
												292 A	UNC Asheville	1	3				
												312 A	Citadel	3	0				
												327 A	N.C. Central	3	0				
												327 N	N.C. Central	3	0				
												330 H	South Carolina St.	3	0				
												332 H	N.C. A&T	3	0				
												334 N	Savannah St.	3	0				
LAST 10 GAMES																			
200 H Western Caro.				3	2	118 H Samford				0	3	334 N Savannah St.							
289 H Mercer				2	3	235 H Chattanooga				1	3								
175 A UNC Greensboro				2	3	289 A Mercer				3	0								
217 A East Tenn. St.				0	3	87 H Furman				0	3								
330 H South Carolina St.				3	0	312 A Citadel				3	0								



Average RPI Win:	0	WON-LOST	WINNING	LAST 10	STRENGTH OF	OPP. STRENGTH	TEAM	ADJ	CONF.	ADJ CONF.									
Average RPI Loss:	149	RECORD	PCT. RANK	GAMES	SCHEDULE	OF SCHEDULE	RPI	RPI	RPI	RPI									
DIV. I ONLY	0-21	0	332	0-10	93	182	299	.3591	296	12	12								
DIV. I NON-CONF.	0-10	0	318	0-0	108	235	300	.3617	298	11	11								
<hr/>																			
TOTALS	RPI 1-25	RPI 26-50		W-L RECORDS		RPI 51-100		RPI 101-150		RPI 150+									
0-21	0-1	0-1		OVERALL		0-5		0-4		0-10									
0-7	0-0	0-1		HOME		0-2		0-2		0-2									
0-10	0-0	0-0		AWAY		0-3		0-2		0-5									
0-4	0-1	0-0		NEUTRAL		0-0		0-0		0-3									
<hr/>																			
0-10	0-1	0-0		NON-CONFERENCE		0-2		0-1		0-6									
0-3	0-0	0-0		HOME		0-1		0-1		0-1									
0-3	0-0	0-0		AWAY		0-1		0-0		0-2									
0-4	0-1	0-0		NEUTRAL		0-0		0-0		0-3									
<hr/>																			
0-11	0-0	0-1		CONFERENCE		0-3		0-3		0-4									
0-4	0-0	0-1		HOME		0-1		0-1		0-1									
0-7	0-0	0-0		AWAY		0-2		0-2		0-3									
0-0	0-0	0-0		NEUTRAL		0-0		0-0		0-0									
<hr/>																			
RPI S	Opponent	Score		RPI S	Opponent	Score		RPI S	Opponent	Score									
22 N	Kansas	0	3	45 H	Illinois St.	0	3	73 A	Missouri St.	1	3								
								101 A	Wichita St.	0	3								
								73 H	Missouri St.	0	3	101 H	Wichita St.	0	3				
								78 H	UMKC	1	3	136 A	Southern Ill.	0	3				
								85 A	UNI	1	3	144 H	Miami (OH)	1	3				
								86 A	Denver	0	3	166 H	Indiana St.	0	3				
								168 A	Loyola Chicago	0	3								
								187 N	Hampton	2	3								
								190 H	North Dakota St.	1	3								
								205 A	Drake	1	3								
								210 N	Sam Houston St.	1	3								
								230 N	Stony Brook	2	3								
								259 A	Evansville	0	3								
								268 A	Western Ill.	1	3								
								294 A	DePaul	1	3								
LAST 10 GAMES																			
101 A Wichita St.				0	3	136 A Southern Ill.				0	3								
73 A Missouri St.				1	3	259 A Evansville				0	3								
168 A Loyola Chicago				0	3	73 H Missouri St.				0	3								
166 H Indiana St.				0	3	101 H Wichita St.				0	3								
45 H Illinois St.				0	3	85 A UNI				1	3								

Non-Div. I Games:

Bradley



Average RPI Win:	298	WON-LOST RECORD	WINNING PCT. RANK	LAST 10 GAMES	STRENGTH OF SCHEDULE	OPP. STRENGTH OF SCHEDULE	TEAM RPI	ADJ RPI	CONF. RPI	ADJ CONF. RPI					
DIV. I ONLY		9- 14	.3913	233	5- 5	317	298	.35813	297	30	30				
DIV. I NON-CONF.		4- 10	.28571	265	0- 1	304	300	.3617	298	29	30				
<hr/>															
TOTALS	RPI 1-25	RPI 26-50		W-L RECORDS		RPI 51-100		RPI 101-150		RPI 150+					
9- 14	0- 0	0- 0		OVERALL		0- 3		0- 2		9- 9					
4- 5	0- 0	0- 0		HOME		0- 1		0- 1		4- 3					
3- 3	0- 0	0- 0		AWAY		0- 1		0- 0		3- 2					
2- 6	0- 0	0- 0		NEUTRAL		0- 1		0- 1		2- 4					
4- 10	0- 0	0- 0		NON-CONFERENCE		0- 2		0- 2		4- 6					
1- 3	0- 0	0- 0		HOME		0- 0		0- 1		1- 2					
1- 1	0- 0	0- 0		AWAY		0- 1		0- 0		1- 0					
2- 6	0- 0	0- 0		NEUTRAL		0- 1		0- 1		2- 4					
5- 4	0- 0	0- 0		CONFERENCE		0- 1		0- 0		5- 3					
3- 2	0- 0	0- 0		HOME		0- 1		0- 0		3- 1					
2- 2	0- 0	0- 0		AWAY		0- 0		0- 0		2- 2					
0- 0	0- 0	0- 0		NEUTRAL		0- 0		0- 0		0- 0					
RPI	S	Opponent	Score	RPI	S	Opponent	Score	RPI	S	Opponent	Score				
						60 H	LIU Brooklyn	0		3	141 H	Youngstown St.	1		3
						69 N	Seton Hall	0		3	143 N	Oakland	1		3
						71 A	West Virginia	1		3	178 N	Dartmouth	1		3
											192 N	Kent St.	1		3
											221 N	IPFW	0		3
											245 H	Robert Morris	2		3
											250 N	Montana	3		1
											257 N	Louisiana Tech	2		3
											263 A	Central Conn. St.	3		1
											264 H	George Mason	1		3
											285 H	Morgan St.	3		1
											291 A	Sacred Heart	3		2
											291 H	Sacred Heart	3		2
											310 A	Bryant	2		3
											321 H	St. Francis Brooklyn	3		0
											323 A	Loyola Maryland	3		0
											323 H	Loyola Maryland	0		3
											326 A	Fairleigh Dickinson	1		3
											326 H	Fairleigh Dickinson	3		0
											329 N	Quinnipiac	3		1
<hr/>															
LAST 10 GAMES															
						326 A	Fairleigh Dickinson	1		3	263 A	Central Conn. St.	3		1
						291 A	Sacred Heart	3		2	310 A	Bryant	2		3
						321 H	St. Francis Brooklyn	3		0	326 H	Fairleigh Dickinson	3		0
						60 H	LIU Brooklyn	0		3	291 H	Sacred Heart	3		2
						245 H	Robert Morris	2		3	323 H	Loyola Maryland	0		3

Non-Div. I Games:

Saint Francis (PA)



Average RPI Win: 278		WON-LOST RECORD		WINNING PCT. RANK		LAST 10 GAMES		STRENGTH OF SCHEDULE		OPP. STRENGTH OF SCHEDULE		TEAM RPI		ADJ RPI		CONF. RPI		ADJ CONF. RPI	
DIV. I ONLY		2- 21		.08696 321		2- 8		130		253		294		.35793 298		19		19	
DIV. I NON-CONF.		0- 14		0 318		0- 1		135		282		314		.33615 314		21		21	
TOTALS		RPI 1-25		RPI 26-50		W-L RECORDS		RPI 51-100		RPI 101-150		RPI 150+							
2- 21		0- 0		0- 1		OVERALL		0- 3		0- 5		2- 12							
2- 6		0- 0		0- 0		HOME		0- 1		0- 0		2- 5							
0- 9		0- 0		0- 0		AWAY		0- 2		0- 4		0- 3							
0- 6		0- 0		0- 1		NEUTRAL		0- 0		0- 1		0- 4							
0- 14		0- 0		0- 1		NON-CONFERENCE		0- 1		0- 3		0- 9							
0- 3		0- 0		0- 0		HOME		0- 0		0- 0		0- 3							
0- 5		0- 0		0- 0		AWAY		0- 1		0- 2		0- 2							
0- 6		0- 0		0- 1		NEUTRAL		0- 0		0- 1		0- 4							
2- 7		0- 0		0- 0		CONFERENCE		0- 2		0- 2		2- 3							
2- 3		0- 0		0- 0		HOME		0- 1		0- 0		2- 2							
0- 4		0- 0		0- 0		AWAY		0- 1		0- 2		0- 1							
0- 0		0- 0		0- 0		NEUTRAL		0- 0		0- 0		0- 0							
RPI	S	Opponent		Score		RPI	S	Opponent		Score		RPI	S	Opponent		Score			
				47	N	SMU		0	3	69	A	Seton Hall	0	3	109	A	Dayton	0	3
										81	H	VCU	0	3	111	A	San Francisco	0	3
										91	A	George Washington	0	3	112	A	Hofstra	0	3
															119	A	Saint Louis	0	3
															124	N	Georgia	1	3
															151	H	Duquesne	0	3
															153	H	Rhode Island	0	3
															178	N	Dartmouth	0	3
															189	H	Northeastern	0	3
															214	N	Middle Tenn.	0	3
															216	A	Lehigh	0	3
															230	A	Stony Brook	0	3
															240	N	Siena	0	3
															253	H	Rider	2	3
															264	A	George Mason	0	3
															267	H	La Salle	3	0
															288	H	Davidson	3	1
															291	N	Sacred Heart	2	3
															326	H	Fairleigh Dickinson	1	3
LAST 10 GAMES																			
				81	H	VCU		0	3	216	A	Lehigh	0	3					
				288	H	Davidson		3	1	267	H	La Salle	3	0					
				119	A	Saint Louis		0	3	151	H	Duquesne	0	3					
				109	A	Dayton		0	3	91	A	George Washington	0	3					
				153	H	Rhode Island		0	3	264	A	George Mason	0	3					

Non-Div. I Games:

Fordham



Average RPI Win:	293	WON-LOST	WINNING	LAST 10	STRENGTH OF	OPP. STRENGTH	TEAM	ADJ	CONF.	ADJ CONF.	
Average RPI Loss:	170	RECORD	PCT. RANK	GAMES	SCHEDULE	OF SCHEDULE	RPI	RPI	RPI	RPI	
DIV. I ONLY	4- 19	.17391	307	2- 8	247	232	300	.3574	299	26	26
DIV. I NON-CONF.	2- 10	.16667	294	0- 0	192	167	283	.39757	277	26	25
<hr/>											
TOTALS	RPI 1-25	RPI 26-50		W-L RECORDS		RPI 51-100		RPI 101-150		RPI 150+	
4- 19	0- 0	0- 0		OVERALL		0- 3		0- 6		4- 10	
0- 4	0- 0	0- 0		HOME		0- 1		0- 1		0- 2	
2- 10	0- 0	0- 0		AWAY		0- 2		0- 4		2- 4	
2- 5	0- 0	0- 0		NEUTRAL		0- 0		0- 1		2- 4	
<hr/>											
2- 10	0- 0	0- 0		NON-CONFERENCE		0- 3		0- 4		2- 3	
0- 1	0- 0	0- 0		HOME		0- 1		0- 0		0- 0	
0- 5	0- 0	0- 0		AWAY		0- 2		0- 3		0- 0	
2- 4	0- 0	0- 0		NEUTRAL		0- 0		0- 1		2- 3	
<hr/>											
2- 9	0- 0	0- 0		CONFERENCE		0- 0		0- 2		2- 7	
0- 3	0- 0	0- 0		HOME		0- 0		0- 1		0- 2	
2- 5	0- 0	0- 0		AWAY		0- 0		0- 1		2- 4	
0- 1	0- 0	0- 0		NEUTRAL		0- 0		0- 0		0- 1	
<hr/>											
RPI S	Opponent	Score	RPI S	Opponent	Score	RPI S	Opponent	Score	RPI S	Opponent	Score
						58 A	Baylor	0 3	108 H	Central Ark.	2 3
						75 H	Texas-Arlington	0 3	127 A	TCU	1 3
						79 A	Texas Tech	0 3	139 A	Texas St.	0 3
									142 A	Stephen F. Austin	0 3
									146 A	North Texas	1 3
									146 N	North Texas	0 3
									169 H	A&M-Corpus Christi	1 3
									169 N	A&M-Corpus Christi	0 3
									202 H	Houston Baptist	1 3
									209 N	Utah Valley	1 3
									210 A	Sam Houston St.	0 3
									212 N	Air Force	0 3
									243 N	Portland	0 3
									254 A	Incarnate Word	2 3
									255 A	Northwestern St.	2 3
									261 A	Southeastern La.	3 1
									276 N	Weber St.	3 0
									278 A	Lamar	2 3
									314 N	Jackson St.	3 1
									319 A	New Orleans	3 0
			LAST 10 GAMES								
			261 A	Southeastern La.	3 1	278 A	Lamar	2 3			
			319 A	New Orleans	3 0	142 A	Stephen F. Austin	0 3			
			169 H	A&M-Corpus Christi	1 3	255 A	Northwestern St.	2 3			
			202 H	Houston Baptist	1 3	254 A	Incarnate Word	2 3			
			210 A	Sam Houston St.	0 3	108 H	Central Ark.	2 3			

Non-Div. I Games:

Abilene Christian



Average RPI Win:	286	WON-LOST RECORD	WINNING PCT. RANK	LAST 10 GAMES		STRENGTH OF SCHEDULE	OPP. STRENGTH OF SCHEDULE	TEAM RPI	ADJ RPI	CONF. RPI	ADJ CONF. RPI
DIV. I ONLY		5- 18	.21739    298	3- 7		252	278	297	.3512    300	24	24
DIV. I NON-CONF.		3- 11	.21429    285	1- 0		260	275	297	.36038    300	23	24
TOTALS	RPI 1-25		RPI 26-50	W-L RECORDS		RPI 51-100			RPI 101-150		RPI 150+
5- 18	0- 0		0- 0	OVERALL		0- 2			0- 4		5- 12
3- 5	0- 0		0- 0	HOME		0- 2			0- 1		3- 2
1- 8	0- 0		0- 0	AWAY		0- 0			0- 1		1- 7
1- 5	0- 0		0- 0	NEUTRAL		0- 0			0- 2		1- 3
3- 11	0- 0		0- 0	NON-CONFERENCE		0- 1			0- 3		3- 7
1- 3	0- 0		0- 0	HOME		0- 1			0- 1		1- 1
1- 3	0- 0		0- 0	AWAY		0- 0			0- 0		1- 3
1- 5	0- 0		0- 0	NEUTRAL		0- 0			0- 2		1- 3
2- 7	0- 0		0- 0	CONFERENCE		0- 1			0- 1		2- 5
2- 2	0- 0		0- 0	HOME		0- 1			0- 0		2- 1
0- 5	0- 0		0- 0	AWAY		0- 0			0- 1		0- 4
0- 0	0- 0		0- 0	NEUTRAL		0- 0			0- 0		0- 0
RPI   S   Opponent	Score		RPI   S   Opponent	Score		RPI   S   Opponent	Score		RPI   S   Opponent	Score	
						78 H UMKC	0   3		116 H Northern Ariz.	0   3	
						79 H Texas Tech	0   3		134 A New Mexico St.	0   3	
									142 N Stephen F. Austin	1   3	
									148 N Houston	0   3	
									154 A Seattle	0   3	
									169 A A&M-Corpus Christi	0   3	
									169 H A&M-Corpus Christi	1   3	
									209 A Utah Valley	0   3	
									210 A Sam Houston St.	2   3	
									233 N Omaha	1   3	
									242 A Bakersfield	0   3	
									242 H Bakersfield	1   3	
									247 N Mississippi St.	1   3	
									248 A Grand Canyon	1   3	
									248 H Grand Canyon	3   2	
									257 A Louisiana Tech	1   3	
									262 A Texas Southern	3   0	
									273 N La.-Monroe	0   3	
									278 H Lamar	3   1	
									319 N New Orleans	3   1	
									322 H Chicago St.	3   1	
				LAST 10 GAMES							
				242 A Bakersfield	0   3	262 A Texas Southern	3   0				
				248 A Grand Canyon	1   3	209 A Utah Valley	0   3				
				78 H UMKC	0   3	154 A Seattle	0   3				
				322 H Chicago St.	3   1	248 H Grand Canyon	3   2				
				134 A New Mexico St.	0   3	242 H Bakersfield	1   3				

**Non-Div. I Games:**

Tex.-Pan American



Average RPI Win:	323	WON-LOST	WINNING	LAST 10	STRENGTH OF	OPP. STRENGTH	TEAM	ADJ	CONF.	ADJ CONF.		
Average RPI Loss:	174	RECORD	PCT. RANK	GAMES	SCHEDULE	OF SCHEDULE	RPI	RPI	RPI	RPI		
DIV. I ONLY	10- 17	.37037	245	4- 6	321	303	304	.35105	301	20	22	
DIV. I NON-CONF.	9- 9	.5	162	3- 0	334	327	312	.35172	309	22	22	
<hr/>												
TOTALS	RPI 1-25	RPI 26-50		W-L RECORDS		RPI 51-100		RPI 101-150		RPI 150+		
10- 17	0- 0	0- 0		OVERALL		0- 1		0- 6		10- 10		
3- 8	0- 0	0- 0		HOME		0- 1		0- 3		3- 4		
5- 5	0- 0	0- 0		AWAY		0- 0		0- 2		5- 3		
2- 4	0- 0	0- 0		NEUTRAL		0- 0		0- 1		2- 3		
<hr/>												
9- 9	0- 0	0- 0		NON-CONFERENCE		0- 0		0- 4		9- 5		
3- 3	0- 0	0- 0		HOME		0- 0		0- 1		3- 2		
4- 2	0- 0	0- 0		AWAY		0- 0		0- 2		4- 0		
2- 4	0- 0	0- 0		NEUTRAL		0- 0		0- 1		2- 3		
<hr/>												
1- 8	0- 0	0- 0		CONFERENCE		0- 1		0- 2		1- 5		
0- 5	0- 0	0- 0		HOME		0- 1		0- 2		0- 2		
1- 3	0- 0	0- 0		AWAY		0- 0		0- 0		1- 3		
0- 0	0- 0	0- 0		NEUTRAL		0- 0		0- 0		0- 0		
<hr/>												
RPI S	Opponent	Score	RPI S	Opponent	Score	RPI S	Opponent	Score	RPI S	Opponent	Score	
						76 H Coastal Caro.			1	3		
									107 H Liberty	1	3	
									115 A Cincinnati	1	3	
									129 A James Madison	1	3	
									132 H Col. of Charleston	0	3	
									133 H Radford	1	3	
									150 N Villanova	0	3	
									161 H Winthrop	1	3	
									176 N Stetson	1	3	
									180 H Jacksonville	0	3	
									197 A Campbell	2	3	
									204 H Presbyterian	1	3	
									220 A High Point	0	3	
									231 N Central Mich.	0	3	
									234 A Gardner-Webb	0	3	
									252 N Tennessee St.	0	3	
									265 H USC Upstate	1	3	
									292 A UNC Asheville	3	1	
									312 A Citadel	3	1	
									315 N Norfolk St.	3	1	
									327 A N.C. Central	3	0	
									327 H N.C. Central	3	1	
									330 A South Carolina St.	3	0	
									330 H South Carolina St.	3	0	
			332 N N.C. A&T	3	0							
			334 A Savannah St.	3	0							
			334 H Savannah St.	3	0							
<hr/>												
			LAST 10 GAMES									
			234 A Gardner-Webb	0	3	76 H Coastal Caro.	1	3	330 A South Carolina St.	3	0	
			292 A UNC Asheville	3	1	330 A South Carolina St.	3	0	332 N N.C. A&T	3	0	
			133 H Radford	1	3	220 A High Point	0	3	334 A Savannah St.	3	0	
			107 H Liberty	1	3	197 A Campbell	2	3	334 H Savannah St.	3	0	
			327 A N.C. Central	3	0	334 A Savannah St.	3	0				

Non-Div. I Games:

Charleston So.



Average RPI Win: 237		WON-LOST	WINNING	LAST 10	STRENGTH OF		OPP. STRENGTH	TEAM	ADJ	CONF.	ADJ CONF.
Average RPI Loss: 173		RECORD	PCT. RANK	GAMES	SCHEDULE		OF SCHEDULE	RPI	RPI	RPI	RPI
DIV. I ONLY		1- 23	.04167	331	1- 9		113	240	300	.3462	302
DIV. I NON-CONF.		0- 14	0	318	0- 1		60	156	275	.40241	273
TOTALS		RPI 1-25	RPI 26-50		W-L RECORDS		RPI 51-100		RPI 101-150		RPI 150+
1- 23	0- 0	0- 2		OVERALL		0- 2		0- 5		1- 14	
0- 11	0- 0	0- 1		HOME		0- 2		0- 3		0- 5	
1- 8	0- 0	0- 1		AWAY		0- 0		0- 1		1- 5	
0- 4	0- 0	0- 0		NEUTRAL		0- 0		0- 1		0- 3	
0- 14	0- 0	0- 2		NON-CONFERENCE		0- 2		0- 5		0- 5	
0- 6	0- 0	0- 1		HOME		0- 2		0- 3		0- 0	
0- 4	0- 0	0- 1		AWAY		0- 0		0- 1		0- 2	
0- 4	0- 0	0- 0		NEUTRAL		0- 0		0- 1		0- 3	
1- 9	0- 0	0- 0		CONFERENCE		0- 0		0- 0		1- 9	
0- 5	0- 0	0- 0		HOME		0- 0		0- 0		0- 5	
1- 4	0- 0	0- 0		AWAY		0- 0		0- 0		1- 4	
0- 0	0- 0	0- 0		NEUTRAL		0- 0		0- 0		0- 0	
RPI S	Opponent	Score	RPI S	Opponent	Score	RPI S	Opponent	Score	RPI S	Opponent	Score
			31 H	Arizona St.	0 3	54 H	Louisville	0 3	105 H	Northern Ky.	0 3
			34 A	Purdue	0 3	100 H	Northern Ill.	0 3	109 A	Dayton	0 3
									119 N	Saint Louis	0 3
									133 H	Radford	2 3
									133 H	Radford	1 3
									156 N	Notre Dame	2 3
									167 H	Eastern Ky.	2 3
									172 A	Belmont	0 3
									177 A	Marshall	0 3
									192 A	Kent St.	0 3
									223 H	Southeast Mo. St.	2 3
									237 A	Jacksonville St.	3 2
									237 H	Jacksonville St.	0 3
									238 N	New Hampshire	0 3
									249 H	UT Martin	0 3
									252 A	Tennessee St.	2 3
									259 N	Evansville	1 3
									266 A	Austin Peay	0 3
									287 A	Tennessee Tech	0 3
									287 H	Tennessee Tech	1 3
LAST 10 GAMES			287 A	Tennessee Tech	0 3	223 H	Southeast Mo. St.	2 3			
			237 A	Jacksonville St.	3 2	249 H	UT Martin	0 3			
			237 H	Jacksonville St.	0 3	266 A	Austin Peay	0 3			
			287 H	Tennessee Tech	1 3	167 H	Eastern Ky.	2 3			
			109 A	Dayton	0 3	172 A	Belmont	0 3			

Non-Div. I Games:

Morehead St.



UMES		Average RPI Win:	312	WON-LOST RECORD	WINNING PCT. RANK	LAST 10 GAMES	STRENGTH OF SCHEDULE	OPP. STRENGTH OF SCHEDULE	TEAM RPI	ADJ RPI	CONF. RPI	ADJ CONF. RPI
Average RPI Loss:		219										
DIV. I ONLY		10- 13	.43478	195	3- 7	327	319	302	.34557	303	31	31
DIV. I NON-CONF.		4- 8	.33333	243	0- 2	309	296	296	.36329	297	31	31
TOTALS		RPI 1-25	RPI 26-50		W-L RECORDS		RPI 51-100		RPI 101-150		RPI 150+	
10- 13	0- 0		0- 0		OVERALL		0- 1		0- 0		10- 12	
6- 8	0- 0		0- 0		HOME		0- 0		0- 0		6- 8	
2- 4	0- 0		0- 0		AWAY		0- 1		0- 0		2- 3	
2- 1	0- 0		0- 0		NEUTRAL		0- 0		0- 0		2- 1	
4- 8	0- 0		0- 0		NON-CONFERENCE		0- 1		0- 0		4- 7	
3- 4	0- 0		0- 0		HOME		0- 0		0- 0		3- 4	
0- 3	0- 0		0- 0		AWAY		0- 1		0- 0		0- 2	
1- 1	0- 0		0- 0		NEUTRAL		0- 0		0- 0		1- 1	
6- 5	0- 0		0- 0		CONFERENCE		0- 0		0- 0		6- 5	
3- 4	0- 0		0- 0		HOME		0- 0		0- 0		3- 4	
2- 1	0- 0		0- 0		AWAY		0- 0		0- 0		2- 1	
1- 0	0- 0		0- 0		NEUTRAL		0- 0		0- 0		1- 0	
RPI S	Opponent	Score	RPI S	Opponent	Score	RPI S	Opponent	Score	RPI S	Opponent	Score	
						74 A	American	0 3	175 A	UNC Greensboro	0 3	
									182 A	Howard	0 3	
									182 H	Howard	0 3	
									187 H	Hampton	0 3	
									197 H	Campbell	1 3	
									222 A	Southern Utah	0 3	
									244 H	Coppin St.	2 3	
									246 H	UMBC	0 3	
									253 H	Rider	3 1	
									276 H	Weber St.	1 3	
									283 N	UC Riverside	1 3	
									285 H	Morgan St.	1 3	
									290 H	South Dakota St.	0 3	
									293 H	Binghamton	3 0	
									306 H	Bethune-Cookman	3 0	
									315 H	Norfolk St.	3 0	
									316 N	Alabama A&M	3 1	
									320 A	Delaware St.	3 2	
									320 H	Delaware St.	3 0	
									326 H	Fairleigh Dickinson	3 0	
									332 A	N.C. A&T	3 2	
									334 N	Savannah St.	3 0	
LAST 10 GAMES												
						182 H	Howard	0 3	244 H	Coppin St.	2 3	
						320 H	Delaware St.	3 0	182 A	Howard	0 3	
						315 H	Norfolk St.	3 0	74 A	American	0 3	
						187 H	Hampton	0 3	320 A	Delaware St.	3 2	
						285 H	Morgan St.	1 3	197 H	Campbell	1 3	

Non-Div. I Games:

UMES



Average RPI Win: 301		WON-LOST	WINNING	LAST 10	STRENGTH OF		OPP. STRENGTH	TEAM	ADJ		CONF.	ADJ CONF.
Average RPI Loss: 200		RECORD	PCT. RANK	GAMES	SCHEDULE		OF SCHEDULE	RPI	RPI		RPI	RPI
DIV. I ONLY		4- 15	.21053	301	287		273	307	.33682		27	27
DIV. I NON-CONF.		1- 7	.125	306	288		228	319	.33901		27	27
TOTALS		RPI 1-25	RPI 26-50		W-L RECORDS		RPI 51-100		RPI 101-150		RPI 150+	
4- 15		0- 0	0- 0		OVERALL		0- 2		0- 0		4- 13	
2- 4		0- 0	0- 0		HOME		0- 0		0- 0		2- 4	
1- 8		0- 0	0- 0		AWAY		0- 1		0- 0		1- 7	
1- 3		0- 0	0- 0		NEUTRAL		0- 1		0- 0		1- 2	
1- 7		0- 0	0- 0		NON-CONFERENCE		0- 1		0- 0		1- 6	
0- 2		0- 0	0- 0		HOME		0- 0		0- 0		0- 2	
0- 2		0- 0	0- 0		AWAY		0- 0		0- 0		0- 2	
1- 3		0- 0	0- 0		NEUTRAL		0- 1		0- 0		1- 2	
3- 8		0- 0	0- 0		CONFERENCE		0- 1		0- 0		3- 7	
2- 2		0- 0	0- 0		HOME		0- 0		0- 0		2- 2	
1- 6		0- 0	0- 0		AWAY		0- 1		0- 0		1- 5	
0- 0		0- 0	0- 0		NEUTRAL		0- 0		0- 0		0- 0	
RPI S	Opponent	Score	RPI S	Opponent	Score	RPI S	Opponent	Score	RPI S	Opponent	Score	
						74 A	American	0 3	173 H	UConn	1 3	
						79 N	Texas Tech	2 3	193 A	Cal St. Fullerton	1 3	
									201 A	Colgate	0 3	
									201 H	Colgate	1 3	
									206 A	Columbia	0 3	
									207 N	Fairfield	1 3	
									215 A	Army	2 3	
									215 H	Army	1 3	
									216 A	Lehigh	0 3	
									229 A	Navy	2 3	
									230 N	Stony Brook	0 3	
									281 A	Holy Cross	1 3	
									281 H	Holy Cross	3 1	
									284 H	Cornell	0 3	
									291 N	Sacred Heart	3 2	
									307 H	Lafayette	3 0	
									323 A	Loyola Maryland	3 0	
LAST 10 GAMES												
						215 A	Army	2 3	307 H	Lafayette	3 0	
						281 A	Holy Cross	1 3	216 A	Lehigh	0 3	
						201 A	Colgate	0 3	229 A	Navy	2 3	
						201 H	Colgate	1 3	74 A	American	0 3	
						323 A	Loyola Maryland	3 0	281 H	Holy Cross	3 1	

Non-Div. I Games:

Bucknell



Average RPI Win:	309	WON-LOST RECORD	WINNING PCT. RANK	LAST 10 GAMES	STRENGTH OF SCHEDULE	OPP. STRENGTH OF SCHEDULE	TEAM RPI	ADJ RPI	CONF. RPI	ADJ CONF. RPI					
Average RPI Loss:	178														
DIV. I ONLY		4- 20	.16667	310	0- 10	254	260	305	.33565	305	9	9			
DIV. I NON-CONF.		4- 10	.28571	265	0- 0	314	330	318	.32514	318	9	9			
<hr/>															
TOTALS	RPI 1-25	RPI 26-50		W-L RECORDS		RPI 51-100		RPI 101-150		RPI 150+					
4- 20	0- 0	0- 2		OVERALL		0- 4		0- 3		4- 11					
2- 6	0- 0	0- 1		HOME		0- 2		0- 1		2- 2					
1- 9	0- 0	0- 1		AWAY		0- 1		0- 2		1- 5					
1- 5	0- 0	0- 0		NEUTRAL		0- 1		0- 0		1- 4					
4- 10	0- 0	0- 0		NON-CONFERENCE		0- 1		0- 0		4- 9					
2- 1	0- 0	0- 0		HOME		0- 0		0- 0		2- 1					
1- 4	0- 0	0- 0		AWAY		0- 0		0- 0		1- 4					
1- 5	0- 0	0- 0		NEUTRAL		0- 1		0- 0		1- 4					
0- 10	0- 0	0- 2		CONFERENCE		0- 3		0- 3		0- 2					
0- 5	0- 0	0- 1		HOME		0- 2		0- 1		0- 1					
0- 5	0- 0	0- 1		AWAY		0- 1		0- 2		0- 1					
0- 0	0- 0	0- 0		NEUTRAL		0- 0		0- 0		0- 0					
RPI	S	Opponent	Score	RPI	S	Opponent	Score	RPI	S	Opponent	Score				
				27	H	Marquette	0 <div>3</div>	52	H	Xavier	0 <div>3</div>	140	A	St. John's (NY)	0 <div>3</div>
				40	A	Creighton	0 <div>3</div>	66	H	Butler	0 <div>3</div>	140	H	St. John's (NY)	1 <div>3</div>
								69	A	Seton Hall	0 <div>3</div>	150	A	Villanova	0 <div>3</div>
								71	N	West Virginia	0 <div>3</div>	174	A	Georgetown	0 <div>3</div>
												219	A	Brown	0 <div>3</div>
												222	N	Southern Utah	0 <div>3</div>
												229	A	Navy	1 <div>3</div>
												234	N	Gardner-Webb	0 <div>3</div>
												256	A	Niagara	1 <div>3</div>
												263	A	Central Conn. St.	3 <div>2</div>
												271	N	Hartford	2 <div>3</div>
												285	H	Morgan St.	1 <div>3</div>
												294	H	DePaul	0 <div>3</div>
												310	A	Bryant	0 <div>3</div>
												312	N	Citadel	1 <div>3</div>
												317	N	NJIT	3 <div>2</div>
												326	H	Fairleigh Dickinson	3 <div>1</div>
												329	H	Quinnipiac	3 <div>0</div>
<hr/>															
LAST 10 GAMES															
				140	H	St. John's (NY)	1 <div>3</div>	140	A	St. John's (NY)	0 <div>3</div>				
				40	A	Creighton	0 <div>3</div>	150	A	Villanova	0 <div>3</div>				
				174	A	Georgetown	0 <div>3</div>	294	H	DePaul	0 <div>3</div>				
				66	H	Butler	0 <div>3</div>	27	H	Marquette	0 <div>3</div>				
				52	H	Xavier	0 <div>3</div>	69	A	Seton Hall	0 <div>3</div>				

Non-Div. I Games:

Providence



Average RPI Win: 310		WON-LOST	WINNING	LAST 10	STRENGTH OF		OPP. STRENGTH	TEAM	ADJ		CONF.	ADJ CONF.						
Average RPI Loss: 184		RECORD	PCT. RANK	GAMES	SCHEDULE		OF SCHEDULE	RPI	RPI		RPI	RPI						
DIV. I ONLY		8- 18	.30769	263	5- 5		314	306	309		.33211	306						
DIV. I NON-CONF.		2- 16	.11111	312	0- 4		186	220	295		.35202	308						
TOTALS		RPI 1-25	RPI 26-50		W-L RECORDS		RPI 51-100		RPI 101-150		RPI 150+							
8- 18		0- 0	0- 0		OVERALL		0- 2		0- 3		8- 13							
4- 4		0- 0	0- 0		HOME		0- 1		0- 0		4- 3							
2- 7		0- 0	0- 0		AWAY		0- 1		0- 1		2- 5							
2- 7		0- 0	0- 0		NEUTRAL		0- 0		0- 2		2- 5							
2- 16		0- 0	0- 0		NON-CONFERENCE		0- 2		0- 3		2- 11							
0- 4		0- 0	0- 0		HOME		0- 1		0- 0		0- 3							
0- 5		0- 0	0- 0		AWAY		0- 1		0- 1		0- 3							
2- 7		0- 0	0- 0		NEUTRAL		0- 0		0- 2		2- 5							
6- 2		0- 0	0- 0		CONFERENCE		0- 0		0- 0		6- 2							
4- 0		0- 0	0- 0		HOME		0- 0		0- 0		4- 0							
2- 2		0- 0	0- 0		AWAY		0- 0		0- 0		2- 2							
0- 0		0- 0	0- 0		NEUTRAL		0- 0		0- 0		0- 0							
RPI	S	Opponent	Score	RPI	S	Opponent	Score	RPI	S	Opponent	Score	RPI	S	Opponent	Score			
								70	H	FGCU	1	3		106	N	UC Irvine	0	3
								99	A	New Mexico	0	3		120	A	Fla. Atlantic	0	3
														120	N	Fla. Atlantic	0	3
														176	A	Stetson	1	3
														176	H	Stetson	1	3
														176	N	Stetson	0	3
														180	A	Jacksonville	1	3
														180	H	Jacksonville	0	3
														183	A	Florida A&M	0	3
														197	N	Campbell	3	2
														203	A	North Florida	0	3
														203	H	North Florida	1	3
														228	N	Georgia St.	2	3
														253	N	Rider	1	3
														269	N	McNeese St.	1	3
														270	N	Montana St.	1	3
														293	N	Binghamton	3	0
														303	A	UMES	0	3
														327	H	N.C. Central	3	2
														330	A	South Carolina St.	3	2
														330	H	South Carolina St.	3	0
LAST 10 GAMES														332	H	N.C. A&T	3	2
				330	A	South Carolina St.	3	2						183	A	Florida A&M	0	3
				334	A	Savannah St.	3	0						70	H	FGCU	1	3
				176	H	Stetson	1	3						327	H	N.C. Central	3	2
				180	H	Jacksonville	0	3						332	H	N.C. A&T	3	2
				203	H	North Florida	1	3						334	H	Savannah St.	3	0

Non-Div. I Games:

Bethune-Cookman



Average RPI Win: 321		WON-LOST	WINNING	LAST 10	STRENGTH OF		OPP. STRENGTH	TEAM	ADJ	CONF.	ADJ CONF.
Average RPI Loss: 193		RECORD	PCT. RANK	GAMES	SCHEDULE		OF SCHEDULE	RPI	RPI	RPI	RPI
DIV. I ONLY		4- 19	.17391	307	1- 9		269	296	310	.32996	307
DIV. I NON-CONF.		3- 9	.25	274	0- 1		292	279	298	.37234	292
TOTALS		RPI 1-25	RPI 26-50		W-L RECORDS		RPI 51-100		RPI 101-150		RPI 150+
4- 19	0- 0	0- 2		OVERALL		0- 2		0- 2		4- 13	
2- 8	0- 0	0- 0		HOME		0- 0		0- 1		2- 7	
1- 7	0- 0	0- 0		AWAY		0- 1		0- 1		1- 5	
1- 4	0- 0	0- 2		NEUTRAL		0- 1		0- 0		1- 1	
3- 9	0- 0	0- 2		NON-CONFERENCE		0- 1		0- 2		3- 4	
2- 3	0- 0	0- 0		HOME		0- 0		0- 1		2- 2	
0- 2	0- 0	0- 0		AWAY		0- 0		0- 1		0- 1	
1- 4	0- 0	0- 2		NEUTRAL		0- 1		0- 0		1- 1	
1- 10	0- 0	0- 0		CONFERENCE		0- 1		0- 0		1- 9	
0- 5	0- 0	0- 0		HOME		0- 0		0- 0		0- 5	
1- 5	0- 0	0- 0		AWAY		0- 1		0- 0		1- 4	
0- 0	0- 0	0- 0		NEUTRAL		0- 0		0- 0		0- 0	
RPI S	Opponent	Score	RPI S	Opponent	Score	RPI S	Opponent	Score	RPI S	Opponent	Score
			35 N	Oregon St.	0 3	51 N	Pacific	0 3	112 A	Hofstra	1 3
			49 N	Santa Clara	0 3	74 A	American	0 3	145 H	Marist	0 3
									154 A	Seattle	0 3
									201 A	Colgate	0 3
									201 H	Colgate	0 3
									215 H	Army	2 3
									216 A	Lehigh	0 3
									216 H	Lehigh	1 3
									229 A	Navy	0 3
									229 H	Navy	0 3
									281 H	Holy Cross	2 3
									304 A	Bucknell	0 3
									308 H	Saint Peter's	1 3
									317 H	NJIT	0 3
									320 H	Delaware St.	3 2
									321 H	St. Francis Brooklyn	3 2
									321 N	St. Francis Brooklyn	3 1
									323 A	Loyola Maryland	3 1
									329 N	Quinnipiac	2 3
LAST 10 GAMES											
			229 A	Navy	0 3		281 H	Holy Cross	2 3		
			201 H	Colgate	0 3		304 A	Bucknell	0 3		
			201 A	Colgate	0 3		317 H	NJIT	0 3		
			216 A	Lehigh	0 3		323 A	Loyola Maryland	3 1		
			215 H	Army	2 3		74 A	American	0 3		

Non-Div. I Games:

Lafayette



Average RPI Win: 319		WON-LOST RECORD		WINNING PCT. RANK		LAST 10 GAMES		STRENGTH OF SCHEDULE		OPP. STRENGTH OF SCHEDULE		TEAM RPI		ADJ RPI		CONF. RPI		ADJ CONF. RPI					
Average RPI Loss: 227																							
DIV. I ONLY		6- 16		.27273 273		3- 7		299		321		308		.32894 308		28		28					
DIV. I NON-CONF.		3- 6		.33333 243		1- 0		295		328		291		.37933 290		30		29					
TOTALS		RPI 1-25		RPI 26-50		W-L RECORDS		RPI 51-100		RPI 101-150		RPI 150+											
6- 16		0- 0		0- 0		OVERALL		0- 0		0- 3		6- 13											
3- 2		0- 0		0- 0		HOME		0- 0		0- 0		3- 2											
2- 12		0- 0		0- 0		AWAY		0- 0		0- 3		2- 9											
1- 2		0- 0		0- 0		NEUTRAL		0- 0		0- 0		1- 2											
3- 6		0- 0		0- 0		NON-CONFERENCE		0- 0		0- 2		3- 4											
1- 0		0- 0		0- 0		HOME		0- 0		0- 0		1- 0											
1- 4		0- 0		0- 0		AWAY		0- 0		0- 2		1- 2											
1- 2		0- 0		0- 0		NEUTRAL		0- 0		0- 0		1- 2											
3- 10		0- 0		0- 0		CONFERENCE		0- 0		0- 1		3- 9											
2- 2		0- 0		0- 0		HOME		0- 0		0- 0		2- 2											
1- 8		0- 0		0- 0		AWAY		0- 0		0- 1		1- 7											
0- 0		0- 0		0- 0		NEUTRAL		0- 0		0- 0		0- 0											
RPI	S	Opponent		Score		RPI	S	Opponent		Score		RPI	S	Opponent		Score		RPI	S	Opponent		Score	
														102	A	Towson	0	3					
														140	A	St. John's (NY)	0	3					
														145	A	Marist	0	3					
														207	A	Fairfield	1	3					
														207	H	Fairfield	1	3					
														216	A	Lehigh	0	3					
														225	A	Manhattan	0	3					
														225	H	Manhattan	1	3					
														240	A	Siena	0	3					
														244	N	Coppin St.	2	3					
														253	A	Rider	0	3					
														256	A	Niagara	1	3					
														267	N	La Salle	1	3					
														282	A	Canisius	1	3					
														307	A	Lafayette	3	1					
														309	A	Iona	0	3					
														309	H	Iona	3	2					
														317	A	NJIT	1	3					
														317	H	NJIT	3	1					
														320	N	Delaware St.	3	1					
														329	A	Quinnipiac	3	0					
														329	H	Quinnipiac	3	2					
LAST 10 GAMES																							
						207	A	Fairfield	1	3	309	A	Iona	0	3								
						329	A	Quinnipiac	3	0	207	H	Fairfield	1	3								
						225	A	Manhattan	0	3	329	H	Quinnipiac	3	2								
						145	A	Marist	0	3	317	H	NJIT	3	1								
						240	A	Siena	0	3	225	H	Manhattan	1	3								

Non-Div. I Games:

Saint Peter's



Average RPI Win:	304	WON-LOST RECORD	WINNING PCT. RANK	LAST 10 GAMES	STRENGTH OF SCHEDULE	OPP. STRENGTH OF SCHEDULE	TEAM RPI	ADJ RPI	CONF. RPI	ADJ CONF. RPI	
DIV. I ONLY		6- 18	.25 280	2- 8	292	301	306	.32741	309	28	28
DIV. I NON-CONF.		3- 9	.25 274	0- 1	267	285	292	.37004	293	30	29
<hr/>											
TOTALS	RPI 1-25	RPI 26-50		W-L RECORDS		RPI 51-100		RPI 101-150		RPI 150+	
6- 18	0- 1	0- 0		OVERALL		0- 0		0- 2		6- 15	
3- 7	0- 0	0- 0		HOME		0- 0		0- 1		3- 6	
3- 7	0- 1	0- 0		AWAY		0- 0		0- 0		3- 6	
0- 4	0- 0	0- 0		NEUTRAL		0- 0		0- 1		0- 3	
3- 9	0- 1	0- 0		NON-CONFERENCE		0- 0		0- 1		3- 7	
2- 2	0- 0	0- 0		HOME		0- 0		0- 0		2- 2	
1- 3	0- 1	0- 0		AWAY		0- 0		0- 0		1- 2	
0- 4	0- 0	0- 0		NEUTRAL		0- 0		0- 1		0- 3	
3- 9	0- 0	0- 0		CONFERENCE		0- 0		0- 1		3- 8	
1- 5	0- 0	0- 0		HOME		0- 0		0- 1		1- 4	
2- 4	0- 0	0- 0		AWAY		0- 0		0- 0		2- 4	
0- 0	0- 0	0- 0		NEUTRAL		0- 0		0- 0		0- 0	
RPI S	Opponent	Score	RPI S	Opponent	Score	RPI S	Opponent	Score	RPI S	Opponent	Score
11 A	Penn St.	0 3							127 N	TCU	1 3
									145 H	Marist	0 3
									153 N	Rhode Island	0 3
									159 H	Western Mich.	1 3
									207 A	Fairfield	0 3
									225 H	Manhattan	2 3
									227 N	William & Mary	0 3
									240 H	Siena	1 3
									253 A	Rider	2 3
									256 A	Niagara	2 3
									256 H	Niagara	0 3
									267 H	La Salle	1 3
									271 H	Hartford	3 0
									271 N	Hartford	0 3
									282 A	Canisius	3 0
									282 H	Canisius	2 3
									291 A	Sacred Heart	2 3
									308 A	Saint Peter's	2 3
									308 H	Saint Peter's	3 0
									310 H	Bryant	3 1
									317 A	NJIT	2 3
									321 A	St. Francis Brooklyn	3 0
									329 A	Quinnipiac	3 2
			LAST 10 GAMES								
			282 A	Canisius	3 0	256 H	Niagara	0 3			
			256 A	Niagara	2 3	282 H	Canisius	2 3			
			317 A	NJIT	2 3	253 A	Rider	2 3			
			225 H	Manhattan	2 3	308 A	Saint Peter's	2 3			
			308 H	Saint Peter's	3 0	145 H	Marist	0 3			

Non-Div. I Games:

Iona



B  
r  
y  
a  
n  
t

Bryant



Average RPI Win:	326	WON-LOST RECORD	WINNING PCT. RANK	LAST 10 GAMES	STRENGTH OF SCHEDULE	OPP. STRENGTH OF SCHEDULE	TEAM RPI	ADJ RPI	CONF. RPI	ADJ CONF. RPI							
Average RPI Loss:	236																
DIV. I ONLY		8- 11	.42105	212	7- 3	332	333	316	.32085	311	33	33					
DIV. I NON-CONF.		2- 7	.22222	283	1- 0	282	308	307	.35726	302	33	32					
<hr/>																	
TOTALS	RPI 1-25	RPI 26-50		W-L RECORDS		RPI 51-100		RPI 101-150		RPI 150+							
8- 11	0- 0	0- 0		OVERALL		0- 0		0- 2		8- 9							
5- 3	0- 0	0- 0		HOME		0- 0		0- 0		5- 3							
2- 3	0- 0	0- 0		AWAY		0- 0		0- 1		2- 2							
1- 5	0- 0	0- 0		NEUTRAL		0- 0		0- 1		1- 4							
<hr/>																	
2- 7	0- 0	0- 0		NON-CONFERENCE		0- 0		0- 2		2- 5							
1- 0	0- 0	0- 0		HOME		0- 0		0- 0		1- 0							
0- 2	0- 0	0- 0		AWAY		0- 0		0- 1		0- 1							
1- 5	0- 0	0- 0		NEUTRAL		0- 0		0- 1		1- 4							
<hr/>																	
6- 4	0- 0	0- 0		CONFERENCE		0- 0		0- 0		6- 4							
4- 3	0- 0	0- 0		HOME		0- 0		0- 0		4- 3							
2- 1	0- 0	0- 0		AWAY		0- 0		0- 0		2- 1							
0- 0	0- 0	0- 0		NEUTRAL		0- 0		0- 0		0- 0							
<hr/>																	
RPI S	Opponent	Score	RPI S	Opponent	Score	RPI S	Opponent	Score	RPI S	Opponent	Score						
									125 N	Murray St.	0	3					
									131 A	La.-Lafayette	0	3					
									163 N	Southern Miss.	0	3					
									249 N	UT Martin	0	3					
									255 N	Northwestern St.	0	3					
									261 A	Southeastern La.	0	3					
									262 H	Texas Southern	2	3					
									272 N	Nicholls St.	0	3					
									279 A	Alabama St.	1	3					
									279 H	Alabama St.	0	3					
									314 H	Jackson St.	3	2					
									318 H	Prairie View	3	2					
									319 H	New Orleans	3	2					
									324 H	Ark.-Pine Bluff	2	3					
									328 H	Mississippi Val.	3	0					
									330 N	South Carolina St.	3	1					
									331 A	Grambling	3	0					
									331 H	Grambling	3	0					
									333 A	Alcorn	3	0					
									<hr/>								
LAST 10 GAMES																	
331 H Grambling			3			0			318 H Prairie View			3			2		
279 H Alabama St.			0			3			331 A Grambling			3			0		
328 H Mississippi Val.			3			0			333 A Alcorn			3			0		
262 H Texas Southern			2			3			324 H Ark.-Pine Bluff			2			3		
319 H New Orleans			3			2			314 H Jackson St.			3			2		

Non-Div. I Games:

Southern U.



Average RPI Win: 325 Average RPI Loss: 197		WON-LOST RECORD	WINNING PCT. RANK	LAST 10 GAMES	STRENGTH OF SCHEDULE	OPP. STRENGTH OF SCHEDULE	TEAM RPI	ADJ RPI	CONF. RPI	ADJ CONF. RPI				
DIV. I ONLY		6- 20	.23077	290	1- 9	297	316	311	.32044	312	23	23		
DIV. I NON-CONF.		6- 9	.4	219	1- 0	318	332	305	.35258	307	25	26		
<hr/>														
TOTALS		RPI 1-25	RPI 26-50		W-L RECORDS	RPI 51-100		RPI 101-150		RPI 150+				
6- 20	0- 0	0- 0		OVERALL		0- 2		0- 3		6- 15				
2- 8	0- 0	0- 0		HOME		0- 1		0- 1		2- 6				
1- 8	0- 0	0- 0		AWAY		0- 1		0- 1		1- 6				
3- 4	0- 0	0- 0		NEUTRAL		0- 0		0- 1		3- 3				
<hr/>														
6- 9	0- 0	0- 0		NON-CONFERENCE		0- 1		0- 1		6- 7				
2- 2	0- 0	0- 0		HOME		0- 0		0- 0		2- 2				
1- 3	0- 0	0- 0		AWAY		0- 1		0- 0		1- 2				
3- 4	0- 0	0- 0		NEUTRAL		0- 0		0- 1		3- 3				
<hr/>														
0- 11	0- 0	0- 0		CONFERENCE		0- 1		0- 2		0- 8				
0- 6	0- 0	0- 0		HOME		0- 1		0- 1		0- 4				
0- 5	0- 0	0- 0		AWAY		0- 0		0- 1		0- 4				
0- 0	0- 0	0- 0		NEUTRAL		0- 0		0- 0		0- 0				
<hr/>														
RPI S	Opponent	Score	RPI S	Opponent	Score	RPI S	Opponent	Score	RPI S	Opponent	Score			
						67 A	South Carolina	0 3	102 N	Towson	0 3			
						87 H	Furman	0 3	118 A	Samford	0 3			
						118 H	Samford	0 3						
						167 N	Eastern Ky.	0 3						
						175 A	UNC Greensboro	0 3						
						176 H	Stetson	1 3						
						200 A	Western Caro.	0 3						
						200 H	Western Caro.	0 3						
						217 A	East Tenn. St.	0 3						
						222 N	Southern Utah	0 3						
						223 N	Southeast Mo. St.	0 3						
						229 A	Navy	0 3						
						235 A	Chattanooga	0 3						
						235 H	Chattanooga	0 3						
						279 A	Alabama St.	2 3						
						289 H	Mercer	0 3						
						295 H	Wofford	0 3						
						301 H	Charleston So.	1 3						
						305 N	Providence	3 1						
						315 N	Norfolk St.	3 1						
						330 A	South Carolina St.	3 2						
						LAST 10 GAMES						332 H	N.C. A&T	3 1
						87 H	Furman	0 3	200 A	Western Caro.	0 3	334 H	Savannah St.	3 0
						200 H	Western Caro.	0 3	175 A	UNC Greensboro	0 3	334 N	Savannah St.	3 1
						217 A	East Tenn. St.	0 3	334 H	Savannah St.	3 0			
235 H	Chattanooga	0 3	118 A	Samford	0 3									
118 H	Samford	0 3	235 A	Chattanooga	0 3									

Non-Div. I Games:

Citadel



Average RPI Win: 312		WON-LOST	WINNING	LAST 10	STRENGTH OF		OPP. STRENGTH	TEAM	ADJ		CONF.	ADJ CONF.								
Average RPI Loss: 174		RECORD	PCT. RANK	GAMES	SCHEDULE		OF SCHEDULE	RPI	RPI		RPI	RPI								
DIV. I ONLY		3- 19	.13636	315	1- 9		308	189	317	.31858	313	10	10							
DIV. I NON-CONF.		3- 10	.23077	280	1- 0		324	257	325	.31583	320	10	10							
<hr/>																				
TOTALS		RPI 1-25		RPI 26-50		W-L RECORDS		RPI 51-100		RPI 101-150		RPI 150+								
3- 19		0- 0		0- 0		OVERALL		0- 3		0- 6		3- 10								
0- 5		0- 0		0- 0		HOME		0- 2		0- 1		0- 2								
1- 8		0- 0		0- 0		AWAY		0- 1		0- 3		1- 4								
2- 6		0- 0		0- 0		NEUTRAL		0- 0		0- 2		2- 4								
3- 10		0- 0		0- 0		NON-CONFERENCE		0- 0		0- 3		3- 7								
0- 1		0- 0		0- 0		HOME		0- 0		0- 0		0- 1								
1- 3		0- 0		0- 0		AWAY		0- 0		0- 1		1- 2								
2- 6		0- 0		0- 0		NEUTRAL		0- 0		0- 2		2- 4								
0- 9		0- 0		0- 0		CONFERENCE		0- 3		0- 3		0- 3								
0- 4		0- 0		0- 0		HOME		0- 2		0- 1		0- 1								
0- 5		0- 0		0- 0		AWAY		0- 1		0- 2		0- 2								
0- 0		0- 0		0- 0		NEUTRAL		0- 0		0- 0		0- 0								
RPI	S	Opponent	Score	RPI	S	Opponent	Score	RPI	S	Opponent	Score	RPI	S	Opponent	Score					
								63	H	UNLV	0			107	N	Liberty	0			
								99	A	New Mexico	1			117	A	Boise St.	1			
								99	H	New Mexico	0			121	A	Utah St.	1			
														130	N	Maryland	0			
														135	H	San Diego St.	0			
														147	A	UC Davis	0			
														164	H	St. Mary's (CA)	0			
														191	A	Cal Poly	0			
														211	A	Fresno St.	0			
														212	A	Air Force	1			
														212	H	Air Force	1			
														242	N	Bakersfield	1			
														243	N	Portland	1			
														248	N	Grand Canyon	0			
														277	A	Elon	1			
														286	N	Sacramento St.	2			
														290	N	South Dakota St.	3		2	
														322	A	Chicago St.	3		1	
														325	N	UMass Lowell	3		0	
<hr/>																				
LAST 10 GAMES																				

Non-Div. I Games:

San Jose St.



Average RPI Win: 316		WON-LOST RECORD		WINNING PCT. RANK		LAST 10 GAMES		STRENGTH OF SCHEDULE		OPP. STRENGTH OF SCHEDULE		TEAM RPI		ADJ RPI		CONF. RPI		ADJ CONF. RPI	
Average RPI Loss: 205																			
DIV. I ONLY		5- 18		.21739 298		4- 6		300		314		313		.31818 314		33		33	
DIV. I NON-CONF.		1- 14		.06667 317		1- 3		156		249		303		.35432 303		33		32	
TOTALS		RPI 1-25		RPI 26-50		W-L RECORDS		RPI 51-100		RPI 101-150		RPI 150+							
5- 18		0- 0		0- 0		OVERALL		0- 4		0- 3		5- 11							
3- 3		0- 0		0- 0		HOME		0- 0		0- 0		3- 3							
2- 6		0- 0		0- 0		AWAY		0- 2		0- 1		2- 3							
0- 9		0- 0		0- 0		NEUTRAL		0- 2		0- 2		0- 5							
1- 14		0- 0		0- 0		NON-CONFERENCE		0- 4		0- 3		1- 7							
1- 1		0- 0		0- 0		HOME		0- 0		0- 0		1- 1							
0- 4		0- 0		0- 0		AWAY		0- 2		0- 1		0- 1							
0- 9		0- 0		0- 0		NEUTRAL		0- 2		0- 2		0- 5							
4- 4		0- 0		0- 0		CONFERENCE		0- 0		0- 0		4- 4							
2- 2		0- 0		0- 0		HOME		0- 0		0- 0		2- 2							
2- 2		0- 0		0- 0		AWAY		0- 0		0- 0		2- 2							
0- 0		0- 0		0- 0		NEUTRAL		0- 0		0- 0		0- 0							
RPI S	Opponent	Score		RPI S	Opponent	Score		RPI S	Opponent	Score		RPI S	Opponent	Score					
								62 A	Ole Miss	1	3	118 N	Samford	0	3				
								75 A	Texas-Arlington	0	3	146 A	North Texas	0	3				
								75 N	Texas-Arlington	0	3	148 N	Houston	0	3				
								86 N	Denver	0	3	209 N	Utah Valley	0	3				
												254 N	Incarnate Word	0	3				
												257 N	Louisiana Tech	0	3				
												257 N	Louisiana Tech	0	3				
												261 H	Southeastern La.	0	3				
												262 A	Texas Southern	2	3				
												269 A	McNeese St.	1	3				
												269 H	McNeese St.	3	2				
												279 H	Alabama St.	0	3				
												299 N	Abilene Christian	1	3				
												311 A	Southern U.	2	3				
												316 H	Alabama A&M	0	3				
												318 A	Prairie View	3	0				
												328 A	Mississippi Val.	3	0				
												331 H	Grambling	3	1				
												333 H	Alcorn	3	0				
				LAST 10 GAMES															



Average RPI Win: 285		WON-LOST	WINNING	LAST 10	STRENGTH OF		OPP. STRENGTH	TEAM	ADJ	CONF.	ADJ CONF.
Average RPI Loss: 206		RECORD	PCT. RANK	GAMES	SCHEDULE		OF SCHEDULE	RPI	RPI	RPI	RPI
DIV. I ONLY		1- 20	.04762	328	1- 9		191	299	314	.31564	315
DIV. I NON-CONF.		0- 12	0	318	0- 1		133	264	311	.35364	305
TOTALS		RPI 1-25	RPI 26-50		W-L RECORDS		RPI 51-100		RPI 101-150		RPI 150+
1- 20	0- 0	0- 1		OVERALL		0- 1		0- 3		1- 15	
1- 3	0- 0	0- 0		HOME		0- 0		0- 0		1- 3	
0- 9	0- 0	0- 1		AWAY		0- 1		0- 1		0- 6	
0- 8	0- 0	0- 0		NEUTRAL		0- 0		0- 2		0- 6	
0- 12	0- 0	0- 1		NON-CONFERENCE		0- 1		0- 3		0- 7	
0- 0	0- 0	0- 0		HOME		0- 0		0- 0		0- 0	
0- 4	0- 0	0- 1		AWAY		0- 1		0- 1		0- 1	
0- 8	0- 0	0- 0		NEUTRAL		0- 0		0- 2		0- 6	
1- 8	0- 0	0- 0		CONFERENCE		0- 0		0- 0		1- 8	
1- 3	0- 0	0- 0		HOME		0- 0		0- 0		1- 3	
0- 5	0- 0	0- 0		AWAY		0- 0		0- 0		0- 5	
0- 0	0- 0	0- 0		NEUTRAL		0- 0		0- 0		0- 0	
RPI S	Opponent	Score	RPI S	Opponent	Score	RPI S	Opponent	Score	RPI S	Opponent	Score
			50 A	Pittsburgh	0 3	67 A	South Carolina	0 3	113 N	UNCW	0 3
									129 A	James Madison	0 3
									150 N	Villanova	0 3
									151 N	Duquesne	0 3
									167 N	Eastern Ky.	0 3
									182 H	Howard	0 3
									184 A	East Carolina	0 3
									187 A	Hampton	0 3
									187 H	Hampton	0 3
									244 A	Coppin St.	1 3
									244 H	Coppin St.	1 3
									256 N	Niagara	1 3
									285 A	Morgan St.	1 3
									285 H	Morgan St.	3 1
									287 N	Tennessee Tech	2 3
									301 N	Charleston So.	1 3
									303 A	UMES	0 3
									312 N	Citadel	1 3
									320 A	Delaware St.	0 3
			LAST 10 GAMES								
			244 H	Coppin St.	1 3	182 H	Howard	0 3			
			285 H	Morgan St.	3 1	285 A	Morgan St.	1 3			
			187 H	Hampton	0 3	244 A	Coppin St.	1 3			
			303 A	UMES	0 3	187 A	Hampton	0 3			
			320 A	Delaware St.	0 3	167 N	Eastern Ky.	0 3			

Non-Div. I Games:

Norfolk St.



[illegible]

Non-Div. I Games:	Fisk	3	0	Albany St. (GA)	3	0
-------------------	------	---	---	-----------------	---	---

Alabama A&amp;M



Average RPI Win: 310		WON-LOST RECORD		WINNING PCT. RANK		LAST 10 GAMES		STRENGTH OF SCHEDULE		OPP. STRENGTH OF SCHEDULE		TEAM RPI		ADJ RPI		CONF. RPI		ADJ CONF. RPI					
Average RPI Loss: 232																							
DIV. I ONLY		8- 17		.32 255		4- 6		324		311		312		.31131 317		32		32					
DIV. I NON-CONF.		8- 17		.32 253		4- 6		319		312		317		.31131 322		32		33					
TOTALS		RPI 1-25		RPI 26-50		W-L RECORDS		RPI 51-100		RPI 101-150		RPI 150+											
8- 17		0- 0		0- 0		OVERALL		0- 0		0- 2		8- 15											
3- 2		0- 0		0- 0		HOME		0- 0		0- 0		3- 2											
4- 7		0- 0		0- 0		AWAY		0- 0		0- 0		4- 6											
1- 8		0- 0		0- 0		NEUTRAL		0- 0		0- 2		1- 6											
8- 17		0- 0		0- 0		NON-CONFERENCE		0- 0		0- 2		8- 15											
3- 2		0- 0		0- 0		HOME		0- 0		0- 0		3- 2											
4- 7		0- 0		0- 0		AWAY		0- 0		0- 0		4- 7											
1- 8		0- 0		0- 0		NEUTRAL		0- 0		0- 2		1- 6											
0- 0		0- 0		0- 0		CONFERENCE		0- 0		0- 0		0- 0											
0- 0		0- 0		0- 0		HOME		0- 0		0- 0		0- 0											
0- 0		0- 0		0- 0		AWAY		0- 0		0- 0		0- 0											
0- 0		0- 0		0- 0		NEUTRAL		0- 0		0- 0		0- 0											
RPI	S	Opponent		Score		RPI	S	Opponent		Score		RPI	S	Opponent		Score		RPI	S	Opponent		Score	
														112	N	Hofstra	0	3					
														115	N	Cincinnati	0	3					
														153	A	Rhode Island	0	3					
														170	N	Rutgers	0	3					
														215	A	Army	0	3					
														216	H	Lehigh	0	3					
														225	N	Manhattan	0	3					
														225	N	Manhattan	1	3					
														238	A	New Hampshire	0	3					
														244	N	Coppin St.	0	3					
														245	H	Robert Morris	2	3					
														263	A	Central Conn. St.	0	3					
														267	A	La Salle	3	1					
														271	N	Hartford	1	3					
														305	N	Providence	2	3					
														307	A	Lafayette	3	0					
														308	A	Saint Peter's	1	3					
														308	H	Saint Peter's	3	1					
														309	H	Iona	3	2					
														320	A	Delaware St.	3	0					
														320	H	Delaware St.	3	0					
														321	A	St. Francis Brooklyn	0	3					
														323	N	Loyola Maryland	3	1					
														325	A	UMass Lowell	1	3					
														326	A	Fairleigh Dickinson	3	1					
LAST 10 GAMES																							
														320	H	Delaware St.	3	0					
														309	H	Iona	3	2					
														216	H	Lehigh	0	3					
														215	A	Army	0	3					
														245	H	Robert Morris	2	3					

Non-Div. I Games:

NJIT



Average RPI Win:	316	WON-LOST RECORD	WINNING PCT. RANK	LAST 10 GAMES	STRENGTH OF SCHEDULE	OPP. STRENGTH OF SCHEDULE	TEAM RPI	ADJ RPI	CONF. RPI	ADJ CONF. RPI	
Average RPI Loss:	216										
DIV. I ONLY	4- 15	.21053	301	2- 6	312	318	319	.30791	318	33	33
DIV. I NON-CONF.	1- 10	.09091	315	0- 2	180	262	304	.35919	301	33	32
<hr/>											
TOTALS	RPI 1-25	RPI 26-50		W-L RECORDS	RPI 51-100		RPI 101-150		RPI 150+		
4- 15	0- 0	0- 2		OVERALL	0- 0		0- 2		4- 11		
1- 3	0- 0	0- 0		HOME	0- 0		0- 0		1- 3		
0- 7	0- 0	0- 0		AWAY	0- 0		0- 2		0- 5		
3- 5	0- 0	0- 2		NEUTRAL	0- 0		0- 0		3- 3		
<hr/>											
1- 10	0- 0	0- 2		NON-CONFERENCE	0- 0		0- 2		1- 6		
0- 1	0- 0	0- 0		HOME	0- 0		0- 0		0- 1		
0- 4	0- 0	0- 0		AWAY	0- 0		0- 2		0- 2		
1- 5	0- 0	0- 2		NEUTRAL	0- 0		0- 0		1- 3		
<hr/>											
3- 5	0- 0	0- 0		CONFERENCE	0- 0		0- 0		3- 5		
1- 2	0- 0	0- 0		HOME	0- 0		0- 0		1- 2		
0- 3	0- 0	0- 0		AWAY	0- 0		0- 0		0- 3		
2- 0	0- 0	0- 0		NEUTRAL	0- 0		0- 0		2- 0		
<hr/>											
RPI S	Opponent	Score	RPI S	Opponent	Score	RPI S	Opponent	Score	RPI S	Opponent	Score
			39 N	Miami (FL)	0 3				127 A	TCU	0 3
			42 N	UALR	0 3				139 A	Texas St.	1 3
									202 A	Houston Baptist	0 3
									202 H	Houston Baptist	1 3
									248 N	Grand Canyon	0 3
									262 A	Texas Southern	1 3
									262 A	Texas Southern	0 3
									262 H	Texas Southern	1 3
									269 A	McNeese St.	1 3
									273 N	La.-Monroe	0 3
									279 H	Alabama St.	3 2
									287 N	Tennessee Tech	0 3
									311 A	Southern U.	2 3
									314 H	Jackson St.	0 3
									319 N	New Orleans	3 2
									331 N	Grambling	3 0
									333 N	Alcorn	3 0
<hr/>											
LAST 10 GAMES											
			262 H	Texas Southern	1 3	202 A	Houston Baptist	0 3			
			311 A	Southern U.	2 3	333 N	Alcorn	3 0			
			262 A	Texas Southern	0 3	287 N	Tennessee Tech	0 3			
			314 H	Jackson St.	0 3	269 A	McNeese St.	1 3			
			279 H	Alabama St.	3 2	273 N	La.-Monroe	0 3			

Non-Div. I Games: Huston-Tillotson 3 0 Huston-Tillotson 3 0

Prairie View



Average RPI Win:	319	WON-LOST RECORD	WINNING PCT. RANK	LAST 10 GAMES	STRENGTH OF SCHEDULE	OPP. STRENGTH OF SCHEDULE	TEAM RPI	ADJ RPI	CONF. RPI	ADJ CONF. RPI	
DIV. I ONLY		6- 19	.24 284	1- 9	315	330	318	.29992	319	26 26	
DIV. I NON-CONF.		6- 7	.46154 183	1- 1	328	334	315	.34601	311	26 25	
<hr/>											
TOTALS	RPI 1-25	RPI 26-50		W-L RECORDS	RPI 51-100		RPI 101-150		RPI 150+		
6- 19	0- 0	0- 0		OVERALL	0- 1		0- 4		6- 14		
3- 8	0- 0	0- 0		HOME	0- 0		0- 1		3- 7		
2- 6	0- 0	0- 0		AWAY	0- 0		0- 2		2- 4		
1- 5	0- 0	0- 0		NEUTRAL	0- 1		0- 1		1- 3		
6- 7	0- 0	0- 0		NON-CONFERENCE	0- 1		0- 0		6- 6		
3- 1	0- 0	0- 0		HOME	0- 0		0- 0		3- 1		
2- 2	0- 0	0- 0		AWAY	0- 0		0- 0		2- 2		
1- 4	0- 0	0- 0		NEUTRAL	0- 1		0- 0		1- 3		
0- 12	0- 0	0- 0		CONFERENCE	0- 0		0- 4		0- 8		
0- 7	0- 0	0- 0		HOME	0- 0		0- 1		0- 6		
0- 4	0- 0	0- 0		AWAY	0- 0		0- 2		0- 2		
0- 1	0- 0	0- 0		NEUTRAL	0- 0		0- 1		0- 0		
RPI S	Opponent	Score	RPI S	Opponent	Score	RPI S	Opponent	Score	RPI S	Opponent	Score
						63 N	UNLV	0 3	108 A	Central Ark.	1 3
									108 H	Central Ark.	0 3
									142 A	Stephen F. Austin	0 3
									142 N	Stephen F. Austin	0 3
									163 H	Southern Miss.	0 3
									169 H	A&M-Corpus Christi	0 3
									202 H	Houston Baptist	0 3
									248 N	Grand Canyon	0 3
									254 H	Incarnate Word	1 3
									255 A	Northwestern St.	0 3
									257 A	Louisiana Tech	0 3
									261 A	Southeastern La.	0 3
									261 H	Southeastern La.	0 3
									262 A	Texas Southern	3 1
									272 H	Nicholls St.	1 3
									299 H	Abilene Christian	0 3
									300 N	Tex.-Pan American	1 3
									311 A	Southern U.	2 3
									318 N	Prairie View	2 3
									324 H	Ark.-Pine Bluff	3 1
									328 H	Mississippi Val.	3 0
									331 N	Grambling	3 1
									333 A	Alcorn	3 0
									333 H	Alcorn	3 0
			LAST 10 GAMES								
			254 H	Incarnate Word	1 3	311 A	Southern U.	2 3	333 A	Alcorn	3 0
			299 H	Abilene Christian	0 3	272 H	Nicholls St.	1 3	333 H	Alcorn	3 0
			142 A	Stephen F. Austin	0 3	108 H	Central Ark.	0 3			
			255 A	Northwestern St.	0 3	333 A	Alcorn	3 0			
			261 A	Southeastern La.	0 3	169 H	A&M-Corpus Christi	0 3			

Non-Div. I Games:

New Orleans



Average RPI Win:	315	WON-LOST	WINNING	LAST 10	STRENGTH OF	OPP. STRENGTH	TEAM	ADJ	CONF.	ADJ CONF.			
Average RPI Loss:	227	RECORD	PCT. RANK	GAMES	SCHEDULE	OF SCHEDULE	RPI	RPI	RPI	RPI			
DIV. I ONLY	1- 20	.04762	328	1- 9	233	325	322	.29032	320	31	31		
DIV. I NON-CONF.	0- 14	0	318	0- 5	171	323	321	.31544	321	31	31		
<hr/>													
TOTALS	RPI 1-25	RPI 26-50		W-L RECORDS		RPI 51-100		RPI 101-150		RPI 150+			
1- 20	0- 0	0- 0		OVERALL		0- 1		0- 3		1- 16			
1- 7	0- 0	0- 0		HOME		0- 0		0- 1		1- 6			
0- 9	0- 0	0- 0		AWAY		0- 0		0- 1		0- 8			
0- 4	0- 0	0- 0		NEUTRAL		0- 1		0- 1		0- 2			
0- 14	0- 0	0- 0		NON-CONFERENCE		0- 1		0- 3		0- 10			
0- 3	0- 0	0- 0		HOME		0- 0		0- 1		0- 2			
0- 7	0- 0	0- 0		AWAY		0- 0		0- 1		0- 6			
0- 4	0- 0	0- 0		NEUTRAL		0- 1		0- 1		0- 2			
1- 6	0- 0	0- 0		CONFERENCE		0- 0		0- 0		1- 6			
1- 4	0- 0	0- 0		HOME		0- 0		0- 0		1- 4			
0- 2	0- 0	0- 0		AWAY		0- 0		0- 0		0- 2			
0- 0	0- 0	0- 0		NEUTRAL		0- 0		0- 0		0- 0			
RPI	S	Opponent	Score	RPI	S	Opponent	Score	RPI	S	Opponent	Score		
						90 N	Temple	0	3	102 A	Towson	0	3
										102 H	Towson	0	3
										145 N	Marist	0	3
										158 A	Delaware	0	3
										182 A	Howard	0	3
										182 H	Howard	0	3
										196 A	Syracuse	0	3
										216 A	Lehigh	0	3
										244 H	Coppin St.	0	3
										253 A	Rider	0	3
										256 N	Niagara	2	3
										267 H	La Salle	1	3
										285 H	Morgan St.	0	3
										303 A	UMES	0	3
										303 H	UMES	2	3
										307 A	Lafayette	2	3
										308 N	Saint Peter's	1	3
										315 H	Norfolk St.	3	0
										317 A	NJIT	0	3
										317 H	NJIT	0	3
LAST 10 GAMES													
						182 H	Howard	0	3	315 H	Norfolk St.	3	0
						317 A	NJIT	0	3	244 H	Coppin St.	0	3
						102 H	Towson	0	3	253 A	Rider	0	3
						267 H	La Salle	1	3	285 H	Morgan St.	0	3
						303 A	UMES	0	3	317 H	NJIT	0	3

Non-Div. I Games:

Delaware St.



Average RPI Win:	323	WON-LOST RECORD	WINNING PCT. RANK	LAST 10 GAMES	STRENGTH OF SCHEDULE	OPP. STRENGTH OF SCHEDULE	TEAM RPI	ADJ RPI	CONF. RPI	ADJ CONF. RPI	
DIV. I ONLY		2- 22	.08333 323	0- 10	260	309	320	.29028 321	30	30	
DIV. I NON-CONF.		2- 14	.125 306	0- 2	230	300	313	.33395 316	29	30	
<hr/>											
TOTALS	RPI 1-25	RPI 26-50		W-L RECORDS	RPI 51-100		RPI 101-150		RPI 150+		
2- 22	0- 0	0- 1		OVERALL	0- 2		0- 3		2- 16		
1- 6	0- 0	0- 0		HOME	0- 1		0- 1		1- 4		
0- 9	0- 0	0- 0		AWAY	0- 1		0- 2		0- 6		
1- 7	0- 0	0- 1		NEUTRAL	0- 0		0- 0		1- 6		
<hr/>											
2- 14	0- 0	0- 1		NON-CONFERENCE	0- 0		0- 3		2- 10		
1- 3	0- 0	0- 0		HOME	0- 0		0- 1		1- 2		
0- 4	0- 0	0- 0		AWAY	0- 0		0- 2		0- 2		
1- 7	0- 0	0- 1		NEUTRAL	0- 0		0- 0		1- 6		
<hr/>											
0- 8	0- 0	0- 0		CONFERENCE	0- 2		0- 0		0- 6		
0- 3	0- 0	0- 0		HOME	0- 1		0- 0		0- 2		
0- 5	0- 0	0- 0		AWAY	0- 1		0- 0		0- 4		
0- 0	0- 0	0- 0		NEUTRAL	0- 0		0- 0		0- 0		
<hr/>											
RPI S	Opponent	Score	RPI S	Opponent	Score	RPI S	Opponent	Score	RPI S	Opponent	Score
49 N	Santa Clara	0 3	60 A	LIU Brooklyn	0 3	112 A	Hofstra	1 3	112 H	Hofstra	0 3
			60 H	LIU Brooklyn	0 3	140 A	St. John's (NY)	0 3	159 N	Western Mich.	0 3
						178 N	Dartmouth	2 3	211 N	Fresno St.	0 3
						225 H	Manhattan	0 3	230 A	Stony Brook	0 3
						238 N	New Hampshire	0 3	239 N	Kennesaw St.	1 3
						245 A	Robert Morris	0 3	263 H	Central Conn. St.	2 3
						291 A	Sacred Heart	0 3	297 A	Saint Francis (PA)	0 3
						307 A	Lafayette	2 3	307 N	Lafayette	1 3
						309 H	Iona	0 3	310 H	Bryant	0 3
						317 H	NJIT	3 0	326 A	Fairleigh Dickinson	2 3
						329 N	Quinnipiac	3 0			
<hr/>											
LAST 10 GAMES											
60 A	LIU Brooklyn	0 3	326 A	Fairleigh Dickinson	2 3						
297 A	Saint Francis (PA)	0 3	291 A	Sacred Heart	0 3						
245 A	Robert Morris	0 3	60 H	LIU Brooklyn	0 3						
310 H	Bryant	0 3	230 A	Stony Brook	0 3						
263 H	Central Conn. St.	2 3	239 N	Kennesaw St.	1 3						

**Non-Div. I Games:**

St. Francis Brooklyn



Average RPI Win: 329		WON-LOST RECORD		WINNING PCT. RANK		LAST 10 GAMES		STRENGTH OF SCHEDULE		OPP. STRENGTH OF SCHEDULE		TEAM RPI		ADJ RPI		CONF. RPI		ADJ CONF. RPI	
DIV. I ONLY		2- 18		.1 318		1- 9		306		293		324		.28716 322		24		24	
DIV. I NON-CONF.		2- 9		.18182 291		1- 1		333		297		329		.27253 328		23		24	
TOTALS		RPI 1-25		RPI 26-50		W-L RECORDS		RPI 51-100		RPI 101-150		RPI 150+							
2- 18		0- 0		0- 0		OVERALL		0- 2		0- 2		2- 14							
1- 10		0- 0		0- 0		HOME		0- 1		0- 1		1- 8							
0- 6		0- 0		0- 0		AWAY		0- 1		0- 1		0- 4							
1- 2		0- 0		0- 0		NEUTRAL		0- 0		0- 0		1- 2							
2- 9		0- 0		0- 0		NON-CONFERENCE		0- 0		0- 1		2- 8							
1- 6		0- 0		0- 0		HOME		0- 0		0- 1		1- 5							
0- 1		0- 0		0- 0		AWAY		0- 0		0- 0		0- 1							
1- 2		0- 0		0- 0		NEUTRAL		0- 0		0- 0		1- 2							
0- 9		0- 0		0- 0		CONFERENCE		0- 2		0- 1		0- 6							
0- 4		0- 0		0- 0		HOME		0- 1		0- 0		0- 3							
0- 5		0- 0		0- 0		AWAY		0- 1		0- 1		0- 3							
0- 0		0- 0		0- 0		NEUTRAL		0- 0		0- 0		0- 0							
RPI	S	Opponent	Score	RPI	S	Opponent	Score	RPI	S	Opponent	Score	RPI	S	Opponent	Score				
								78	A	UMKC	0 3	134	A	New Mexico St.	0 3				
								78	H	UMKC	0 3	137	H	Valparaiso	0 3				
												154	H	Seattle	1 3				
												166	A	Indiana St.	1 3				
												194	H	Ill.-Chicago	0 3				
												196	H	Syracuse	0 3				
												209	H	Utah Valley	0 3				
												242	A	Bakersfield	0 3				
												248	A	Grand Canyon	0 3				
												248	H	Grand Canyon	2 3				
												260	N	Akron	1 3				
												275	N	Wright St.	0 3				
												290	H	South Dakota St.	2 3				
												294	H	DePaul	0 3				
												300	A	Tex.-Pan American	1 3				
												313	H	San Jose St.	1 3				
												325	H	UMass Lowell	3 2				
												332	N	N.C. A&T	3 2				
				LAST 10 GAMES															
								78	A	UMKC	0 3	209	H	Utah Valley	0 3				
								78	H	UMKC	0 3	154	H	Seattle	1 3				
								137	H	Valparaiso	0 3	248	A	Grand Canyon	0 3				
								134	A	New Mexico St.	0 3	242	A	Bakersfield	0 3				
								300	A	Tex.-Pan American	1 3	325	H	UMass Lowell	3 2				
Non-Div. I Games:		Trinity Int'l		3	0	Ind.-Northwest		3	0	Mt. Mercy		3	1	Purdue-North Cent.		3	0		
																		Chicago St.	



Average RPI Win: 313		WON-LOST RECORD		WINNING PCT. RANK		LAST 10 GAMES		STRENGTH OF SCHEDULE		OPP. STRENGTH OF SCHEDULE		TEAM RPI		ADJ RPI		CONF. RPI		ADJ CONF. RPI	
DIV. I ONLY		2- 21		.08696 321		0- 10		270		315		321		.28092 323		27		27	
DIV. I NON-CONF.		2- 11		.15385 302		0- 0		296		324		322		.31118 323		27		27	
TOTALS		RPI 1-25		RPI 26-50		W-L RECORDS		RPI 51-100		RPI 101-150		RPI 150+							
2- 21		0- 0		0- 0		OVERALL		0- 3		0- 0		2- 18							
1- 9		0- 0		0- 0		HOME		0- 1		0- 0		1- 8							
1- 6		0- 0		0- 0		AWAY		0- 1		0- 0		1- 4							
0- 6		0- 0		0- 0		NEUTRAL		0- 0		0- 0		0- 6							
2- 11		0- 0		0- 0		NON-CONFERENCE		0- 1		0- 0		2- 10							
1- 3		0- 0		0- 0		HOME		0- 0		0- 0		1- 3							
1- 2		0- 0		0- 0		AWAY		0- 1		0- 0		1- 1							
0- 6		0- 0		0- 0		NEUTRAL		0- 0		0- 0		0- 6							
0- 10		0- 0		0- 0		CONFERENCE		0- 2		0- 0		0- 8							
0- 6		0- 0		0- 0		HOME		0- 1		0- 0		0- 5							
0- 4		0- 0		0- 0		AWAY		0- 1		0- 0		0- 3							
0- 0		0- 0		0- 0		NEUTRAL		0- 0		0- 0		0- 0							
RPI S	Opponent	Score		RPI S	Opponent	Score		RPI S	Opponent	Score		RPI S	Opponent	Score					
								74 A	American	0	3	178 H	Dartmouth	0	3				
								74 H	American	0	3	182 H	Howard	0	3				
								76 A	Coastal Caro.	0	3	201 H	Colgate	0	3				
												208 N	Tennessee	1	3				
												215 A	Army	0	3				
												216 H	Lehigh	0	3				
												229 A	Navy	0	3				
												229 H	Navy	1	3				
												239 N	Kennesaw St.	0	3				
												244 N	Coppin St.	1	3				
												264 N	George Mason	0	3				
												267 A	La Salle	1	3				
												281 A	Holy Cross	0	3				
												285 N	Morgan St.	0	3				
												297 A	Saint Francis (PA)	3	0				
												297 H	Saint Francis (PA)	0	3				
												304 H	Bucknell	0	3				
												307 H	Lafayette	1	3				
												317 N	NJIT	1	3				
												329 H	Quinnipiac	3	2				
				LAST 10 GAMES															
								229 H	Navy	1	3	74 H	American	0	3				
								74 A	American	0	3	215 A	Army	0	3				
								229 A	Navy	0	3	281 A	Holy Cross	0	3				
								201 H	Colgate	0	3	307 H	Lafayette	1	3				
								304 H	Bucknell	0	3	216 H	Lehigh	0	3				



Average RPI Win: 326		WON-LOST	WINNING	LAST 10	STRENGTH OF		OPP. STRENGTH	TEAM	ADJ		CONF.	ADJ CONF.
Average RPI Loss: 230		RECORD	PCT. RANK	GAMES	SCHEDULE		OF SCHEDULE	RPI	RPI		RPI	RPI
DIV. I ONLY		4- 14	.22222 295	3- 4	328		326	325	.28046 324		33	33
DIV. I NON-CONF.		0- 11	0 318	0- 3	257		269	326	.29935 326		33	32
TOTALS		RPI 1-25	RPI 26-50	W-L RECORDS	RPI 51-100		RPI 101-150		RPI 150+			
4- 14	0- 0	0- 0	OVERALL	0- 1	0- 1		0- 1		4- 12			
1- 3	0- 0	0- 0	HOME	0- 0	0- 0		0- 0		1- 3			
2- 5	0- 0	0- 0	AWAY	0- 0	0- 0		0- 1		2- 3			
1- 6	0- 0	0- 0	NEUTRAL	0- 1	0- 1		0- 0		1- 5			
0- 11	0- 0	0- 0	NON-CONFERENCE	0- 1	0- 1		0- 1		0- 9			
0- 1	0- 0	0- 0	HOME	0- 0	0- 0		0- 0		0- 1			
0- 5	0- 0	0- 0	AWAY	0- 0	0- 0		0- 1		0- 4			
0- 5	0- 0	0- 0	NEUTRAL	0- 1	0- 1		0- 0		0- 4			
4- 3	0- 0	0- 0	CONFERENCE	0- 0	0- 0		0- 0		4- 3			
1- 2	0- 0	0- 0	HOME	0- 0	0- 0		0- 0		1- 2			
2- 0	0- 0	0- 0	AWAY	0- 0	0- 0		0- 0		2- 0			
1- 1	0- 0	0- 0	NEUTRAL	0- 0	0- 0		0- 0		1- 1			
RPI S	Opponent	Score	RPI S	Opponent	Score	RPI S	Opponent	Score	RPI S	Opponent	Score	
						92 N	Arkansas St.	0 3	127 A	TCU	0 3	
									163 A	Southern Miss.	0 3	
									166 N	Indiana St.	0 3	
									210 N	Sam Houston St.	0 3	
									220 N	High Point	0 3	
									232 A	SIUE	0 3	
									252 A	Tennessee St.	0 3	
									257 H	Louisiana Tech	0 3	
									262 H	Texas Southern	1 3	
									272 N	Nicholls St.	0 3	
									311 A	Southern U.	3 2	
									316 N	Alabama A&M	2 3	
									319 A	New Orleans	1 3	
									328 A	Mississippi Val.	3 1	
									328 H	Mississippi Val.	2 3	
									331 H	Grambling	3 0	
									333 N	Alcorn	3 0	
			LAST 10 GAMES									
			331 H	Grambling	3 0	127 A	TCU	0 3				
			252 A	Tennessee St.	0 3	210 N	Sam Houston St.	0 3				
			262 H	Texas Southern	1 3	220 N	High Point	0 3				
			328 A	Mississippi Val.	3 1	257 H	Louisiana Tech	0 3				
			311 A	Southern U.	3 2	166 N	Indiana St.	0 3				

Non-Div. I Games:      Arkansas Tech      0 3      Ark.-Monticello      3 2      Ark.-Monticello      1 3      Ark.-Pine Bluff



Average RPI Win: 323		WON-LOST RECORD		WINNING PCT. RANK		LAST 10 GAMES		STRENGTH OF SCHEDULE		OPP. STRENGTH OF SCHEDULE		TEAM RPI		ADJ RPI		CONF. RPI		ADJ CONF. RPI	
DIV. I ONLY		2- 22		.08333 323		1- 9		294		317		323		.26522 325		29		29	
DIV. I NON-CONF.		2- 15		.11765 310		1- 2		299		316		324		.30205 325		28		28	
TOTALS		RPI 1-25		RPI 26-50		W-L RECORDS		RPI 51-100		RPI 101-150		RPI 150+							
2- 22		0- 0		0- 0		OVERALL		0- 0		0- 4		2- 18							
1- 3		0- 0		0- 0		HOME		0- 0		0- 0		1- 3							
1- 10		0- 0		0- 0		AWAY		0- 0		0- 0		1- 10							
0- 9		0- 0		0- 0		NEUTRAL		0- 0		0- 4		0- 5							
2- 15		0- 0		0- 0		NON-CONFERENCE		0- 0		0- 4		2- 11							
1- 0		0- 0		0- 0		HOME		0- 0		0- 0		1- 0							
1- 6		0- 0		0- 0		AWAY		0- 0		0- 0		1- 6							
0- 9		0- 0		0- 0		NEUTRAL		0- 0		0- 4		0- 5							
0- 7		0- 0		0- 0		CONFERENCE		0- 0		0- 0		0- 7							
0- 3		0- 0		0- 0		HOME		0- 0		0- 0		0- 3							
0- 4		0- 0		0- 0		AWAY		0- 0		0- 0		0- 4							
0- 0		0- 0		0- 0		NEUTRAL		0- 0		0- 0		0- 0							
RPI	S	Opponent		Score		RPI	S	Opponent		Score		RPI	S	Opponent		Score			

Non-Div. I Games:

UMass Lowell



Average RPI Win:	302	WON-LOST RECORD	WINNING PCT. RANK	LAST 10 GAMES	STRENGTH OF SCHEDULE	OPP. STRENGTH OF SCHEDULE	TEAM RPI	ADJ RPI	CONF. RPI	ADJ CONF. RPI			
DIV. I ONLY		5- 18	.21739 298	3- 7	330	322	326	.25489 326	30	30			
DIV. I NON-CONF.		2- 12	.14286 304	0- 1	330	329	331	.24571 331	29	30			
<hr/>													
TOTALS	RPI 1-25	RPI 26-50		W-L RECORDS	RPI 51-100		RPI 101-150		RPI 150+				
5- 18	0- 0	0- 0		OVERALL	0- 1		0- 0		5- 17				
2- 4	0- 0	0- 0		HOME	0- 1		0- 0		2- 3				
2- 8	0- 0	0- 0		AWAY	0- 0		0- 0		2- 8				
1- 6	0- 0	0- 0		NEUTRAL	0- 0		0- 0		1- 6				
<hr/>													
2- 12	0- 0	0- 0		NON-CONFERENCE	0- 0		0- 0		2- 12				
0- 2	0- 0	0- 0		HOME	0- 0		0- 0		0- 2				
1- 4	0- 0	0- 0		AWAY	0- 0		0- 0		1- 4				
1- 6	0- 0	0- 0		NEUTRAL	0- 0		0- 0		1- 6				
<hr/>													
3- 6	0- 0	0- 0		CONFERENCE	0- 1		0- 0		3- 5				
2- 2	0- 0	0- 0		HOME	0- 1		0- 0		2- 1				
1- 4	0- 0	0- 0		AWAY	0- 0		0- 0		1- 4				
0- 0	0- 0	0- 0		NEUTRAL	0- 0		0- 0		0- 0				
<hr/>													
RPI S	Opponent	Score	RPI S	Opponent	Score	RPI S	Opponent	Score	RPI S	Opponent	Score		
						60 H	LIU Brooklyn	0	3	189 N	Northeastern	1	3
						225 A	Manhattan	0	3				
						245 A	Robert Morris	0	3				
						245 H	Robert Morris	0	3				
						246 N	UMBC	0	3				
						253 A	Rider	1	3				
						253 N	Rider	0	3				
						263 A	Central Conn. St.	3	0				
						276 N	Weber St.	1	3				
						285 N	Morgan St.	0	3				
						290 N	South Dakota St.	0	3				
						291 A	Sacred Heart	1	3				
						297 A	Saint Francis (PA)	0	3				
						297 H	Saint Francis (PA)	3	1				
						298 A	Fordham	3	1				
						303 A	UMES	0	3				
						305 A	Providence	1	3				
						310 A	Bryant	0	3				
						317 H	NJIT	1	3				
						321 H	St. Francis Brooklyn	3	2				
329 H	Quinnipiac	2	3										
329 N	Quinnipiac	3	2										
<hr/>													
			LAST 10 GAMES										
			297 H Saint Francis (PA)			3	1	225 A Manhattan			0	3	
			245 H Robert Morris			0	3	321 H St. Francis Brooklyn			3	2	
			310 A Bryant			0	3	60 H LIU Brooklyn			0	3	
			263 A Central Conn. St.			3	0	297 A Saint Francis (PA)			0	3	
			291 A Sacred Heart			1	3	245 A Robert Morris			0	3	

**Non-Div. I Games:**

Fairleigh Dickinson



Average RPI Win: 333		WON-LOST RECORD		WINNING PCT. RANK		LAST 10 GAMES		STRENGTH OF SCHEDULE		OPP. STRENGTH OF SCHEDULE		TEAM RPI		ADJ RPI		CONF. RPI		ADJ CONF. RPI	
DIV. I ONLY		2- 22		.08333 323		2- 8		320		308		328		.24703 327		31		31	
DIV. I NON-CONF.		0- 18		0 318		0- 4		268		259		327		.28449 327		31		31	
TOTALS		RPI 1-25		RPI 26-50		W-L RECORDS		RPI 51-100		RPI 101-150		RPI 150+							
2- 22		0- 1		0- 1		OVERALL		0- 0		0- 2		2- 18							
1- 6		0- 0		0- 0		HOME		0- 0		0- 1		1- 5							
1- 9		0- 0		0- 1		AWAY		0- 0		0- 1		1- 7							
0- 7		0- 1		0- 0		NEUTRAL		0- 0		0- 0		0- 6							
0- 18		0- 1		0- 1		NON-CONFERENCE		0- 0		0- 2		0- 14							
0- 6		0- 0		0- 0		HOME		0- 0		0- 1		0- 5							
0- 5		0- 0		0- 1		AWAY		0- 0		0- 1		0- 3							
0- 7		0- 1		0- 0		NEUTRAL		0- 0		0- 0		0- 6							
2- 4		0- 0		0- 0		CONFERENCE		0- 0		0- 0		2- 4							
1- 0		0- 0		0- 0		HOME		0- 0		0- 0		1- 0							
1- 4		0- 0		0- 0		AWAY		0- 0		0- 0		1- 4							
0- 0		0- 0		0- 0		NEUTRAL		0- 0		0- 0		0- 0							
RPI S	Opponent	Score		RPI S	Opponent	Score		RPI S	Opponent	Score		RPI S	Opponent	Score					
14 N	Colorado St.	0 3		31 A	Arizona St.	0 3				133 A	Radford	0 3							
										137 H	Valparaiso	1 3							
										152 A	Wake Forest	0 3							
										165 N	Pepperdine	0 3							
										180 N	Jacksonville	0 3							
										183 A	Florida A&M	0 3							
										184 A	East Carolina	0 3							
										197 H	Campbell	0 3							
										204 N	Presbyterian	0 3							
										265 N	USC Upstate	0 3							
										277 H	Elon	0 3							
										288 N	Davidson	0 3							
										292 H	UNC Asheville	0 3							
										295 H	Wofford	0 3							
										295 N	Wofford	0 3							
										301 A	Charleston So.	1 3							
										301 H	Charleston So.	0 3							
										306 A	Bethune-Cookman	2 3							
										330 A	South Carolina St.	1 3							
										332 A	N.C. A&T	1 3							
										332 H	N.C. A&T	3 2							
										334 A	Savannah St.	3 0							
				LAST 10 GAMES															
				332 H	N.C. A&T	3	2	183 A	Florida A&M	0	3								
				301 H	Charleston So.	0	3	184 A	East Carolina	0	3								
				330 A	South Carolina St.	1	3	332 A	N.C. A&T	1	3								
				334 A	Savannah St.	3	0	277 H	Elon	0	3								
				306 A	Bethune-Cookman	2	3	14 N	Colorado St.	0	3								

Non-Div. I Games:

N.C. Central



Average RPI Win:	328	WON-LOST	WINNING	LAST 10	STRENGTH OF	OPP. STRENGTH	TEAM	ADJ	CONF.	ADJ CONF.	
Average RPI Loss:	238	RECORD	PCT. RANK	GAMES	SCHEDULE	OF SCHEDULE	RPI	RPI	RPI	RPI	
DIV. I ONLY	2- 18	.1	318	1- 6	322	324	329	.24301	328	33	33
DIV. I NON-CONF.	0- 11	0	318	0- 0	209	244	320	.31791	319	33	32
TOTALS	RPI 1-25	RPI 26-50	W-L RECORDS	RPI 51-100	RPI 101-150	RPI 150+					
2- 18	0- 0	0- 0	OVERALL	0- 1	0- 4	2- 13					
1- 5	0- 0	0- 0	HOME	0- 0	0- 0	1- 5					
1- 5	0- 0	0- 0	AWAY	0- 0	0- 1	1- 4					
0- 8	0- 0	0- 0	NEUTRAL	0- 1	0- 3	0- 4					
0- 11	0- 0	0- 0	NON-CONFERENCE	0- 1	0- 4	0- 6					
0- 0	0- 0	0- 0	HOME	0- 0	0- 0	0- 0					
0- 4	0- 0	0- 0	AWAY	0- 0	0- 1	0- 3					
0- 7	0- 0	0- 0	NEUTRAL	0- 1	0- 3	0- 3					
2- 7	0- 0	0- 0	CONFERENCE	0- 0	0- 0	2- 7					
1- 5	0- 0	0- 0	HOME	0- 0	0- 0	1- 5					
1- 1	0- 0	0- 0	AWAY	0- 0	0- 0	1- 1					
0- 1	0- 0	0- 0	NEUTRAL	0- 0	0- 0	0- 1					
RPI	S	Opponent	Score	RPI	S	Opponent	Score	RPI	S	Opponent	Score



Average RPI Win:	317	WON-LOST	WINNING	LAST 10	STRENGTH OF	OPP. STRENGTH	TEAM	ADJ	CONF.	ADJ CONF.		
Average RPI Loss:	257	RECORD	PCT. RANK	GAMES	SCHEDULE	OF SCHEDULE	RPI	RPI	RPI	RPI		
DIV. I ONLY	2- 23	.08	327	0- 10	313	331	327	.23262	329	28	28	
DIV. I NON-CONF.	2- 10	.16667	294	0- 0	331	333	330	.25712	329	30	29	
<hr/>												
TOTALS	RPI 1-25	RPI 26-50		W-L RECORDS		RPI 51-100		RPI 101-150		RPI 150+		
2- 23	0- 0	0- 0		OVERALL		0- 0		0- 3		2- 20		
0- 7	0- 0	0- 0		HOME		0- 0		0- 1		0- 6		
1- 11	0- 0	0- 0		AWAY		0- 0		0- 2		1- 9		
1- 5	0- 0	0- 0		NEUTRAL		0- 0		0- 0		1- 5		
<hr/>												
2- 10	0- 0	0- 0		NON-CONFERENCE		0- 0		0- 1		2- 9		
0- 1	0- 0	0- 0		HOME		0- 0		0- 0		0- 1		
1- 4	0- 0	0- 0		AWAY		0- 0		0- 1		1- 3		
1- 5	0- 0	0- 0		NEUTRAL		0- 0		0- 0		1- 5		
<hr/>												
0- 13	0- 0	0- 0		CONFERENCE		0- 0		0- 2		0- 11		
0- 6	0- 0	0- 0		HOME		0- 0		0- 1		0- 5		
0- 7	0- 0	0- 0		AWAY		0- 0		0- 1		0- 6		
0- 0	0- 0	0- 0		NEUTRAL		0- 0		0- 0		0- 0		
<hr/>												
RPI S	Opponent	Score	RPI S	Opponent	Score	RPI S	Opponent	Score	RPI S	Opponent	Score	
									112 A	Hofstra	0	3
									145 A	Marist	0	3
									145 H	Marist	0	3
									178 N	Dartmouth	0	3
									207 A	Fairfield	0	3
									225 H	Manhattan	1	3
									240 A	Siena	0	3
									240 H	Siena	0	3
									253 A	Rider	0	3
									253 H	Rider	1	3
									256 A	Niagara	0	3
									271 A	Hartford	0	3
									282 A	Canisius	0	3
									285 N	Morgan St.	0	3
									297 N	Saint Francis (PA)	1	3
									305 A	Providence	0	3
									307 N	Lafayette	3	2
									308 A	Saint Peter's	2	3
									308 H	Saint Peter's	0	3
									309 H	Iona	2	3
									321 N	St. Francis Brooklyn	0	3
									323 A	Loyola Maryland	2	3
									325 H	UMass Lowell	0	3
									326 A	Fairleigh Dickinson	3	2
									326 N	Fairleigh Dickinson	2	3
			LAST 10 GAMES									
			253 H	Rider	1							3
			308 H	Saint Peter's	0							3
			145 A	Marist	0							3
			282 A	Canisius	0							3
			256 A	Niagara	0							3



Average RPI Win: Average RPI Loss:	331 247	WON-LOST RECORD	WINNING PCT. RANK	LAST 10 GAMES		STRENGTH OF SCHEDULE	OPP. STRENGTH OF SCHEDULE	TEAM RPI	ADJ RPI	CONF. RPI	ADJ CONF. RPI
DIV. I ONLY		2- 22	.08333 323	1- 6		329	323	330	.21983 330	31	31
DIV. I NON-CONF.		0- 17	0 318	0- 3		306	314	328	.25007 330	31	31
TOTALS	RPI 1-25		RPI 26-50	W-L RECORDS		RPI 51-100		RPI 101-150		RPI 150+	
2- 22	0- 0		0- 0	OVERALL		0- 0		0- 1		2- 21	
1- 6	0- 0		0- 0	HOME		0- 0		0- 0		1- 6	
1- 7	0- 0		0- 0	AWAY		0- 0		0- 0		1- 7	
0- 9	0- 0		0- 0	NEUTRAL		0- 0		0- 1		0- 8	
0- 17	0- 0		0- 0	NON-CONFERENCE		0- 0		0- 1		0- 16	
0- 3	0- 0		0- 0	HOME		0- 0		0- 0		0- 3	
0- 5	0- 0		0- 0	AWAY		0- 0		0- 0		0- 5	
0- 9	0- 0		0- 0	NEUTRAL		0- 0		0- 1		0- 8	
2- 5	0- 0		0- 0	CONFERENCE		0- 0		0- 0		2- 5	
1- 3	0- 0		0- 0	HOME		0- 0		0- 0		1- 3	
1- 2	0- 0		0- 0	AWAY		0- 0		0- 0		1- 2	
0- 0	0- 0		0- 0	NEUTRAL		0- 0		0- 0		0- 0	
RPI S Opponent Score			RPI S Opponent Score			RPI S Opponent Score		RPI S Opponent Score			
								125 N Murray St.		0	3
								155 N Buffalo		0	3
								157 A South Fla.		0	3
								176 N Stetson		0	3
								180 N Jacksonville		0	3
								183 A Florida A&M		0	3
								183 H Florida A&M		0	3
								235 A Chattanooga		0	3
								236 N FIU		0	3
								249 N UT Martin		1	3
								249 N UT Martin		0	3
								265 N USC Upstate		1	3
								279 A Alabama St.		0	3
								292 H UNC Asheville		0	3
								295 A Wofford		0	3
								301 A Charleston So.		0	3
								301 H Charleston So.		0	3
								306 A Bethune-Cookman		0	3
								306 H Bethune-Cookman		2	3
								311 N Southern U.		1	3
								312 H Citadel		2	3
				LAST 10 GAMES				327 H N.C. Central		3	1
				183 H Florida A&M	0	3		332 H N.C. A&T		0	3
				306 H Bethune-Cookman	2	3		301 H Charleston So.		0	3
				292 H UNC Asheville	0	3		334 A Savannah St.		3	1
				295 A Wofford	0	3		334 A Savannah St.	3	1	
				327 H N.C. Central	3	1		183 A Florida A&M	0	3	
								306 A Bethune-Cookman	0	3	

**Non-Div. I Games:**

South Carolina St.



Average RPI Win:	0	WON-LOST	WINNING	LAST 10	STRENGTH OF	OPP. STRENGTH	TEAM	ADJ	CONF.	ADJ CONF.	
Average RPI Loss:	246	RECORD	PCT. RANK	GAMES	SCHEDULE	OF SCHEDULE	RPI	RPI	RPI	RPI	
DIV. I ONLY	0-15	0	332	0-7	323	332	332	.21957	331	33	33
DIV. I NON-CONF.	0-7	0	318	0-2	134	246	310	.34961	310	33	32
<hr/>											
TOTALS	RPI 1-25	RPI 26-50		W-L RECORDS		RPI 51-100		RPI 101-150		RPI 150+	
0-15	0-0	0-1		OVERALL		0-1		0-2		0-11	
0-3	0-0	0-0		HOME		0-0		0-0		0-3	
0-8	0-0	0-0		AWAY		0-0		0-2		0-6	
0-4	0-0	0-1		NEUTRAL		0-1		0-0		0-2	
<hr/>											
0-7	0-0	0-1		NON-CONFERENCE		0-1		0-2		0-3	
0-0	0-0	0-0		HOME		0-0		0-0		0-0	
0-4	0-0	0-0		AWAY		0-0		0-2		0-2	
0-3	0-0	0-1		NEUTRAL		0-1		0-0		0-1	
<hr/>											
0-8	0-0	0-0		CONFERENCE		0-0		0-0		0-8	
0-3	0-0	0-0		HOME		0-0		0-0		0-3	
0-4	0-0	0-0		AWAY		0-0		0-0		0-4	
0-1	0-0	0-0		NEUTRAL		0-0		0-0		0-1	
<hr/>											
RPI	S	Opponent	Score	RPI	S	Opponent	Score	RPI	S	Opponent	Score
42	N	UALR	0 3	63	N	UNLV	0 3	108	A	Central Ark.	0 3
								127	A	TCU	0 3
								257	A	Louisiana Tech	0 3
								262	H	Texas Southern	0 3
								273	A	La.-Monroe	1 3
								311	A	Southern U.	0 3
								311	H	Southern U.	0 3
								314	A	Jackson St.	1 3
								318	N	Prairie View	0 3
								319	N	New Orleans	1 3
								324	A	Ark.-Pine Bluff	0 3
								328	A	Mississippi Val.	0 3
								333	H	Alcorn	2 3
<hr/>											
LAST 10 GAMES											
311	A	Southern U.	0 3	262	H	Texas Southern	0 3				
257	A	Louisiana Tech	0 3	319	N	New Orleans	1 3				
324	A	Ark.-Pine Bluff	0 3	108	A	Central Ark.	0 3				
311	H	Southern U.	0 3	63	N	UNLV	0 3				
328	A	Mississippi Val.	0 3	314	A	Jackson St.	1 3				
<hr/>											
Non-Div. I Games:	Wiley	0 3	Tougaloo	3 1	Southern Ark.	0 3	Wiley	0 3	Grambling		
	Tougaloo	3 0									



Average RPI Win: 330		WON-LOST	WINNING	LAST 10	STRENGTH OF	OPP. STRENGTH	TEAM	ADJ	CONF.	ADJ CONF.				
Average RPI Loss: 258		RECORD	PCT. RANK	GAMES	SCHEDULE	OF SCHEDULE	RPI	RPI	RPI	RPI				
DIV. I ONLY		3- 20	.13043	316	3- 7	331	329	331	.21644	332	31	31		
DIV. I NON-CONF.		0- 16	0	318	0- 4	317	309	332	.23196	332	31	31		
<hr/>														
TOTALS		RPI 1-25		RPI 26-50		W-L RECORDS		RPI 51-100		RPI 101-150		RPI 150+		
3- 20		0- 0		0- 0		OVERALL		0- 0		0- 0		3- 20		
1- 2		0- 0		0- 0		HOME		0- 0		0- 0		1- 2		
2- 11		0- 0		0- 0		AWAY		0- 0		0- 0		2- 10		
0- 7		0- 0		0- 0		NEUTRAL		0- 0		0- 0		0- 7		
0- 16		0- 0		0- 0		NON-CONFERENCE		0- 0		0- 0		0- 16		
0- 1		0- 0		0- 0		HOME		0- 0		0- 0		0- 1		
0- 8		0- 0		0- 0		AWAY		0- 0		0- 0		0- 8		
0- 7		0- 0		0- 0		NEUTRAL		0- 0		0- 0		0- 7		
3- 4		0- 0		0- 0		CONFERENCE		0- 0		0- 0		3- 4		
1- 1		0- 0		0- 0		HOME		0- 0		0- 0		1- 1		
2- 3		0- 0		0- 0		AWAY		0- 0		0- 0		2- 3		
0- 0		0- 0		0- 0		NEUTRAL		0- 0		0- 0		0- 0		
RPI	S	Opponent		Score	RPI	S	Opponent		Score	RPI	S	Opponent		Score
										166	A	Indiana St.	1	3
										175	A	UNC Greensboro	0	3
										176	N	Stetson	0	3
										183	A	Florida A&M	0	3
										184	A	East Carolina	0	3
										197	A	Campbell	0	3
										234	A	Gardner-Webb	0	3
										260	N	Akron	0	3
										265	N	USC Upstate	1	3
										275	N	Wright St.	0	3
										277	A	Elon	0	3
										287	N	Tennessee Tech	1	3
										295	A	Wofford	0	3
										301	N	Charleston So.	0	3
										303	H	UMES	2	3
										306	A	Bethune-Cookman	2	3
										312	A	Citadel	1	3
										316	H	Alabama A&M	2	3
										322	N	Chicago St.	2	3
										327	A	N.C. Central	2	3
										327	H	N.C. Central	3	1
										330	A	South Carolina St.	3	0
										334	A	Savannah St.	3	0
LAST 10 GAMES														
										327	A	N.C. Central	2	3
										327	H	N.C. Central	3	1
										234	A	Gardner-Webb	0	3
										265	N	USC Upstate	1	3
										295	A	Wofford	0	3
										306	A	Bethune-Cookman	2	3

Non-Div. I Games:

N.C. A&amp;T



Average RPI Win: 330		WON-LOST RECORD	WINNING PCT. RANK	LAST 10 GAMES	STRENGTH OF SCHEDULE	OPP. STRENGTH OF SCHEDULE	TEAM RPI	ADJ RPI	CONF. RPI	ADJ CONF. RPI		
Average RPI Loss: 300												
DIV. I ONLY		2- 12	.14286 313	1- 5	334	334	333	.1896 333	33	33		
DIV. I NON-CONF.		0- 6	0 318	0- 2	332	331	334	.21346 334	33	32		
<hr/>												
TOTALS		RPI 1-25		RPI 26-50		W-L RECORDS		RPI 51-100		RPI 101-150	RPI 150+	
2- 12		0- 0		0- 0		OVERALL		0- 0		0- 0		2- 12
0- 5		0- 0		0- 0		HOME		0- 0		0- 0		0- 5
2- 3		0- 0		0- 0		AWAY		0- 0		0- 0		2- 3
0- 4		0- 0		0- 0		NEUTRAL		0- 0		0- 0		0- 4
0- 6		0- 0		0- 0		NON-CONFERENCE		0- 0		0- 0		0- 6
0- 2		0- 0		0- 0		HOME		0- 0		0- 0		0- 2
0- 2		0- 0		0- 0		AWAY		0- 0		0- 0		0- 2
0- 2		0- 0		0- 0		NEUTRAL		0- 0		0- 0		0- 2
2- 6		0- 0		0- 0		CONFERENCE		0- 0		0- 0		2- 6
0- 3		0- 0		0- 0		HOME		0- 0		0- 0		0- 3
2- 1		0- 0		0- 0		AWAY		0- 0		0- 0		2- 1
0- 2		0- 0		0- 0		NEUTRAL		0- 0		0- 0		0- 2
RPI	S	Opponent	Score	RPI	S	Opponent	Score	RPI	S	Opponent	Score	



Average RPI Win:	0	WON-LOST	WINNING	LAST 10	STRENGTH OF	OPP. STRENGTH	TEAM	ADJ	CONF.	ADJ CONF.			
Average RPI Loss:	270	RECORD	PCT. RANK	GAMES	SCHEDULE	OF SCHEDULE	RPI	RPI	RPI	RPI			
DIV. I ONLY	0- 22	0	332	0- 9	333	328	334	.16409	334	31	31		
DIV. I NON-CONF.	0- 14	0	318	0- 4	325	318	333	.21852	333	31	31		
<hr/>													
TOTALS	RPI 1-25	RPI 26-50		W-L RECORDS		RPI 51-100		RPI 101-150		RPI 150+			
0- 22	0- 0	0- 0		OVERALL		0- 0		0- 1		0- 21			
0- 7	0- 0	0- 0		HOME		0- 0		0- 0		0- 7			
0- 9	0- 0	0- 0		AWAY		0- 0		0- 0		0- 9			
0- 6	0- 0	0- 0		NEUTRAL		0- 0		0- 1		0- 5			
<hr/>													
0- 14	0- 0	0- 0		NON-CONFERENCE		0- 0		0- 1		0- 13			
0- 2	0- 0	0- 0		HOME		0- 0		0- 0		0- 2			
0- 7	0- 0	0- 0		AWAY		0- 0		0- 0		0- 7			
0- 5	0- 0	0- 0		NEUTRAL		0- 0		0- 1		0- 4			
<hr/>													
0- 8	0- 0	0- 0		CONFERENCE		0- 0		0- 0		0- 8			
0- 5	0- 0	0- 0		HOME		0- 0		0- 0		0- 5			
0- 2	0- 0	0- 0		AWAY		0- 0		0- 0		0- 2			
0- 1	0- 0	0- 0		NEUTRAL		0- 0		0- 0		0- 1			
<hr/>													
RPI	S	Opponent	Score	RPI	S	Opponent	Score	RPI	S	Opponent	Score		
								102	N	Towson	0	3	
								183	A	Florida A&M	0	3	
								183	H	Florida A&M	0	3	
								198	A	Ga. Southern	0	3	
								222	A	Southern Utah	0	3	
								223	N	Southeast Mo. St.	0	3	
								234	A	Gardner-Webb	0	3	
								279	A	Alabama St.	0	3	
								283	N	UC Riverside	0	3	
								289	A	Mercer	0	3	
								295	N	Wofford	0	3	
								301	A	Charleston So.	0	3	
								301	H	Charleston So.	0	3	
								303	N	UMES	0	3	
								306	A	Bethune-Cookman	0	3	
								306	H	Bethune-Cookman	0	3	
								312	A	Citadel	0	3	
								312	N	Citadel	1	3	
								316	H	Alabama A&M	1	3	
								327	H	N.C. Central	0	3	
330	H	South Carolina St.	1	3									
332	H	N.C. A&T	0	3									
LAST 10 GAMES													
183	H	Florida A&M	0	3	327	H	N.C. Central	0	3				
306	H	Bethune-Cookman	0	3	312	A	Citadel	0	3				
198	A	Ga. Southern	0	3	330	H	South Carolina St.	1	3				
289	A	Mercer	0	3	301	H	Charleston So.	0	3				
332	H	N.C. A&T	0	3	306	A	Bethune-Cookman	0	3				
<hr/>													
Non-Div. I Games:	Tougaloo	3	0	Brewton Parker	3	0	Fort Valley St.	3	0	Fort Valley St.	3	1	Savannah St.