

Average RPI Win:	70	WON-LOST RECORD	WINNING PCT. RANK	LAST 10 GAMES	STRENGTH OF SCHEDULE	OPP. STRENGTH OF SCHEDULE	TEAM RPI	ADJ RPI	CONF. RPI	ADJ CONF. RPI		
DIV. I ONLY		19- 1	.95	2	9- 1	7	14	1	.74504	1	1	1
DIV. I NON-CONF.		10- 0	1	1	0- 0	21	26	2	.72514	2	2	2
<hr/>												
TOTALS	RPI 1-25	RPI 26-50		W-L RECORDS		RPI 51-100		RPI 101-150		RPI 150+		
19- 1	6- 1	5- 0		OVERALL		4- 0		1- 0		3- 0		
8- 1	2- 1	2- 0		HOME		2- 0		1- 0		1- 0		
6- 0	1- 0	3- 0		AWAY		2- 0		0- 0		0- 0		
5- 0	3- 0	0- 0		NEUTRAL		0- 0		0- 0		2- 0		
10- 0	3- 0	1- 0		NON-CONFERENCE		2- 0		1- 0		3- 0		
3- 0	0- 0	0- 0		HOME		1- 0		1- 0		1- 0		
2- 0	0- 0	1- 0		AWAY		1- 0		0- 0		0- 0		
5- 0	3- 0	0- 0		NEUTRAL		0- 0		0- 0		2- 0		
9- 1	3- 1	4- 0		CONFERENCE		2- 0		0- 0		0- 0		
5- 1	2- 1	2- 0		HOME		1- 0		0- 0		0- 0		
4- 0	1- 0	2- 0		AWAY		1- 0		0- 0		0- 0		
0- 0	0- 0	0- 0		NEUTRAL		0- 0		0- 0		0- 0		
RPI S	Opponent	Score	RPI S	Opponent	Score	RPI S	Opponent	Score	RPI S	Opponent	Score	
5 H	Nebraska	0 3	29 H	Michigan	3 0	53 A	West Virginia	3 0	144 H	Wake Forest	3 0	
7 N	Stanford	3 2	31 A	Ohio St.	3 2	66 H	Northwestern	3 0	159 H	Ohio	3 0	
7 N	Stanford	3 1	41 A	Texas A&M	3 2	68 H	Yale	3 0	217 N	UT Martin	3 0	
13 H	Michigan St.	3 1	42 H	Iowa	3 1	90 A	Indiana	3 0	250 N	Delaware	3 0	
20 A	Purdue	3 1	45 A	Maryland	3 0							
21 N	Colorado	3 0										
23 H	Illinois	3 0										
			LAST 10 GAMES									
			90 A	Indiana	3 0	31 A	Ohio St.	3 2				
			20 A	Purdue	3 1	66 H	Northwestern	3 0				
			29 H	Michigan	3 0	23 H	Illinois	3 0				
			13 H	Michigan St.	3 1	42 H	Iowa	3 1				
			45 A	Maryland	3 0	5 H	Nebraska	0 3				

Non-Div. I Games:

Penn St.

Average RPI Win:		56	WON-LOST RECORD		WINNING PCT. RANK		LAST 10 GAMES		STRENGTH OF SCHEDULE		OPP. STRENGTH OF SCHEDULE		TEAM RPI		ADJ RPI		CONF. RPI		ADJ CONF. RPI				
DIV. I ONLY			19- 2		.90476 8		8- 2		5		2		2		.74212 2		1		1				
DIV. I NON-CONF.			11- 0		1 1		0- 0		35		8		3		.71641 3		2		2				
TOTALS		RPI 1-25		RPI 26-50		W-L RECORDS		RPI 51-100		RPI 101-150		RPI 150+											
19- 2		5- 2		7- 0		OVERALL		4- 0		1- 0		2- 0											
7- 1		2- 1		2- 0		HOME		2- 0		1- 0		0- 0											
6- 1		2- 1		3- 0		AWAY		1- 0		0- 0		0- 0											
6- 0		1- 0		2- 0		NEUTRAL		1- 0		0- 0		2- 0											
11- 0		2- 0		2- 0		NON-CONFERENCE		4- 0		1- 0		2- 0											
3- 0		0- 0		0- 0		HOME		2- 0		1- 0		0- 0											
2- 0		1- 0		0- 0		AWAY		1- 0		0- 0		0- 0											
6- 0		1- 0		2- 0		NEUTRAL		1- 0		0- 0		2- 0											
8- 2		3- 2		5- 0		CONFERENCE		0- 0		0- 0		0- 0											
4- 1		2- 1		2- 0		HOME		0- 0		0- 0		0- 0											
4- 1		1- 1		3- 0		AWAY		0- 0		0- 0		0- 0											
0- 0		0- 0		0- 0		NEUTRAL		0- 0		0- 0		0- 0											
RPI	S	Opponent		Score		RPI	S	Opponent		Score		RPI	S	Opponent		Score							
5	A	Nebraska		0 3		27	N	Oregon St.		3 1		53	H	West Virginia		3 0							
6	A	Texas		3 1		29	A	Michigan		3 0		57	H	Tennessee		3 0							
8	A	Wisconsin		3 2		29	H	Michigan		3 1		63	N	Denver		3 0							
8	H	Wisconsin		3 1		31	A	Ohio St.		3 0		88	A	Boise St.		3 2							
13	H	Michigan St.		0 3		42	A	Iowa		3 0													
20	H	Purdue		3 0		42	H	Iowa		3 0													
25	N	Louisville		3 1		47	N	North Carolina		3 0													
LAST 10 GAMES						LAST 10 GAMES						LAST 10 GAMES											
8 H Wisconsin						3 1						8 A Wisconsin						3 2					
31 A Ohio St.						3 0						42 A Iowa						3 0					
42 H Iowa						3 0						5 A Nebraska						0 3					
20 H Purdue						3 0						13 H Michigan St.						0 3					
29 A Michigan						3 0						29 H Michigan						3 1					

Non-Div. I Games:

Minnesota

Average RPI Win:		64	WON-LOST RECORD		WINNING PCT. RANK		LAST 10 GAMES		STRENGTH OF SCHEDULE		OPP. STRENGTH OF SCHEDULE		TEAM RPI		ADJ RPI		CONF. RPI		ADJ CONF. RPI				
Average RPI Loss:		4	16- 1		.94118 3		9- 1		9		10		3		.73485 3		3		4				
DIV. I ONLY			8- 0		1 1		1- 0		17		9		1		.73192 1		3		3				
DIV. I NON-CONF.																							
TOTALS		RPI 1-25		RPI 26-50		W-L RECORDS		RPI 51-100		RPI 101-150		RPI 150+											
16- 1		2- 1		8- 0		OVERALL		4- 0		0- 0		2- 0											
10- 1		2- 1		3- 0		HOME		3- 0		0- 0		2- 0											
4- 0		0- 0		3- 0		AWAY		1- 0		0- 0		0- 0											
2- 0		0- 0		2- 0		NEUTRAL		0- 0		0- 0		0- 0											
8- 0		2- 0		3- 0		NON-CONFERENCE		1- 0		0- 0		2- 0											
6- 0		2- 0		1- 0		HOME		1- 0		0- 0		2- 0											
0- 0		0- 0		0- 0		AWAY		0- 0		0- 0		0- 0											
2- 0		0- 0		2- 0		NEUTRAL		0- 0		0- 0		0- 0											
8- 1		0- 1		5- 0		CONFERENCE		3- 0		0- 0		0- 0											
4- 1		0- 1		2- 0		HOME		2- 0		0- 0		0- 0											
4- 0		0- 0		3- 0		AWAY		1- 0		0- 0		0- 0											
0- 0		0- 0		0- 0		NEUTRAL		0- 0		0- 0		0- 0											
RPI	S	Opponent		Score		RPI	S	Opponent		Score		RPI	S	Opponent		Score		RPI	S	Opponent		Score	
4	H	Kentucky		1 3		28	H	LSU		3 0		56	A	Ole Miss		3 0		169	H	Northern Ky.		3 0	
5	H	Nebraska		3 2		36	A	Auburn		3 1		57	H	Tennessee		3 0		267	H	Florida A&M		3 0	
6	H	Texas		3 1		38	N	NC State		3 0		72	H	Georgia		3 0							
						39	H	Florida St.		3 0		82	H	Lipscomb		3 1							
						40	A	Arkansas		3 2													
						41	H	Texas A&M		3 1													
						43	A	Alabama		3 0													
						47	N	North Carolina		3 0													
LAST 10 GAMES																							
						36	A	Auburn		3 1		41	H	Texas A&M		3 1							
						43	A	Alabama		3 0		28	H	LSU		3 0							
						4	H	Kentucky		1 3		57	H	Tennessee		3 0							
						56	A	Ole Miss		3 0		40	A	Arkansas		3 2							
						72	H	Georgia		3 0		82	H	Lipscomb		3 1							

Non-Div. I Games:

Florida

Average RPI Win:	65	WON-LOST RECORD	WINNING PCT. RANK	LAST 10 GAMES	STRENGTH OF SCHEDULE	OPP. STRENGTH OF SCHEDULE	TEAM RPI	ADJ RPI	CONF. RPI	ADJ CONF. RPI	
DIV. I ONLY		17- 2	.89474 11	10- 0	10	5	4	.72496 4	3	4	
DIV. I NON-CONF.		9- 2	.81818 40	2- 0	6	6	6	.70128 6	3	3	
<hr/>											
TOTALS	RPI 1-25	RPI 26-50		W-L RECORDS	RPI 51-100		RPI 101-150		RPI 150+		
17- 2	4- 2	7- 0		OVERALL	3- 0		1- 0		2- 0		
10- 0	2- 0	4- 0		HOME	3- 0		1- 0		0- 0		
4- 2	1- 2	2- 0		AWAY	0- 0		0- 0		1- 0		
3- 0	1- 0	1- 0		NEUTRAL	0- 0		0- 0		1- 0		
<hr/>											
9- 2	3- 2	2- 0		NON-CONFERENCE	2- 0		1- 0		1- 0		
5- 0	2- 0	0- 0		HOME	2- 0		1- 0		0- 0		
1- 2	0- 2	1- 0		AWAY	0- 0		0- 0		0- 0		
3- 0	1- 0	1- 0		NEUTRAL	0- 0		0- 0		1- 0		
<hr/>											
8- 0	1- 0	5- 0		CONFERENCE	1- 0		0- 0		1- 0		
5- 0	0- 0	4- 0		HOME	1- 0		0- 0		0- 0		
3- 0	1- 0	1- 0		AWAY	0- 0		0- 0		1- 0		
0- 0	0- 0	0- 0		NEUTRAL	0- 0		0- 0		0- 0		
<hr/>											
RPI S	Opponent	Score		RPI S	Opponent	Score		RPI S	Opponent	Score	
3 A	Florida	3	1	28 H	LSU	3	0	55 H	Kennesaw St.	3	1
9 H	Utah	3	2	34 A	Marquette	3	1	57 H	Tennessee	3	0
11 A	Kansas	0	3	36 H	Auburn	3	1	99 H	Arkansas St.	3	0
14 N	Southern California	3	1	41 H	Texas A&M	3	0				
15 A	Creighton	0	3	43 H	Alabama	3	1				
25 H	Louisville	3	0	46 N	UNI	3	2				
				50 A	Missouri	3	1				
<hr/>											
				LAST 10 GAMES							
				57 H Tennessee		3	0	185 A Mississippi St.		3	0
				3 A Florida		3	1	28 H LSU		3	0
				41 H Texas A&M		3	0	50 A Missouri		3	1
				36 H Auburn		3	1	55 H Kennesaw St.		3	1
				43 H Alabama		3	1	25 H Louisville		3	0

Non-Div. I Games:

Kentucky

Average RPI Win:		80	WON-LOST RECORD		WINNING PCT. RANK	LAST 10 GAMES	STRENGTH OF SCHEDULE		OPP. STRENGTH OF SCHEDULE	TEAM RPI	ADJ RPI	CONF. RPI	ADJ CONF. RPI
Average RPI Loss:		17	16- 4		.8 26	9- 1	3		7	6	.71784 5	1	1
DIV. I ONLY			7- 3		.7 77	0- 0	29		23	33	.64065 29	2	2
DIV. I NON-CONF.													
TOTALS		RPI 1-25	RPI 26-50		W-L RECORDS		RPI 51-100		RPI 101-150		RPI 150+		
16- 4		8- 3	1- 1		OVERALL		2- 0		2- 0		3- 0		
10- 0		6- 0	0- 0		HOME		1- 0		2- 0		1- 0		
5- 2		2- 2	1- 0		AWAY		0- 0		0- 0		2- 0		
1- 2		0- 1	0- 1		NEUTRAL		1- 0		0- 0		0- 0		
7- 3		2- 2	0- 1		NON-CONFERENCE		1- 0		2- 0		2- 0		
5- 0		2- 0	0- 0		HOME		0- 0		2- 0		1- 0		
1- 1		0- 1	0- 0		AWAY		0- 0		0- 0		1- 0		
1- 2		0- 1	0- 1		NEUTRAL		1- 0		0- 0		0- 0		
9- 1		6- 1	1- 0		CONFERENCE		1- 0		0- 0		1- 0		
5- 0		4- 0	0- 0		HOME		1- 0		0- 0		0- 0		
4- 1		2- 1	1- 0		AWAY		0- 0		0- 0		1- 0		
0- 0		0- 0	0- 0		NEUTRAL		0- 0		0- 0		0- 0		
RPI S	Opponent	Score	RPI S	Opponent	Score	RPI S	Opponent	Score	RPI S	Opponent	Score		
1 A	Penn St.	3 0	42 A	Iowa	3 0	66 H	Northwestern	3 0	128 H	Oral Roberts	3 0		
2 H	Minnesota	3 0	46 N	UNI	1 3	100 N	Kansas St.	3 0	149 H	Saint Mary's (CA)	3 0		
3 A	Florida	2 3							221 H	UMBC	3 0		
8 A	Wisconsin	1 3							232 A	Rutgers	3 0		
8 H	Wisconsin	3 2							241 A	Omaha	3 0		
10 N	Oregon	1 3											
13 H	Michigan St.	3 1											
16 H	UCLA	3 0											
16 H	UCLA	3 0											
20 A	Purdue	3 1											
23 H	Illinois	3 1											
			LAST 10 GAMES										
			23 H	Illinois	3 1	13 H	Michigan St.	3 1					
			66 H	Northwestern	3 0	8 H	Wisconsin	3 2					
			20 A	Purdue	3 1	2 H	Minnesota	3 0					
			8 A	Wisconsin	1 3	232 A	Rutgers	3 0					
			42 A	Iowa	3 0	1 A	Penn St.	3 0					

Non-Div. I Games:

Nebraska

Average RPI Win:		68	WON-LOST		WINNING		LAST 10		STRENGTH OF		OPP. STRENGTH		TEAM		ADJ		CONF.		ADJ CONF.		
Average RPI Loss:		3	RECORD		PCT. RANK		GAMES		SCHEDULE		OF SCHEDULE		RPI		RPI		RPI		RPI		
DIV. I ONLY			16- 2		.88889		13		10- 0		11		4		5		.71562		6		
DIV. I NON-CONF.			8- 2		.8		46		2- 0		11		1		7		.69488		7		
TOTALS		RPI 1-25		RPI 26-50		W-L RECORDS		RPI 51-100		RPI 101-150		RPI 150+									
16- 2		5- 2		1- 0		OVERALL		7- 0		2- 0		1- 0									
5- 1		2- 1		0- 0		HOME		2- 0		0- 0		1- 0									
8- 1		2- 1		1- 0		AWAY		3- 0		2- 0		0- 0									
3- 0		1- 0		0- 0		NEUTRAL		2- 0		0- 0		0- 0									
8- 2		2- 2		1- 0		NON-CONFERENCE		3- 0		1- 0		1- 0									
2- 1		0- 1		0- 0		HOME		1- 0		0- 0		1- 0									
3- 1		1- 1		1- 0		AWAY		0- 0		1- 0		0- 0									
3- 0		1- 0		0- 0		NEUTRAL		2- 0		0- 0		0- 0									
8- 0		3- 0		0- 0		CONFERENCE		4- 0		1- 0		0- 0									
3- 0		2- 0		0- 0		HOME		1- 0		0- 0		0- 0									
5- 0		1- 0		0- 0		AWAY		3- 0		1- 0		0- 0									
0- 0		0- 0		0- 0		NEUTRAL		0- 0		0- 0		0- 0									
RPI	S	Opponent		Score		RPI	S	Opponent		Score		RPI	S	Opponent		Score					
2	H	Minnesota		1	3	41	A	Texas A&M		3	0	53	A	West Virginia		3	2				
3	A	Florida		1	3					62	N	Villanova		3	0	117	A	UTSA		3	0
10	N	Oregon		3	1					63	H	Denver		3	0	138	A	Oklahoma		3	1
11	A	Kansas		3	2					78	A	TCU		3	0	171	H	A&M-Corpus Christi		3	0
19	H	Iowa St.		3	0					79	N	Georgia Tech		3	0						
22	A	San Diego		3	1					96	A	Texas Tech		3	0						
24	H	Baylor		3	0					100	H	Kansas St.		3	0						
						LAST 10 GAMES															
						138 A Oklahoma						3	1	100 H Kansas St.						3	0
						96 A Texas Tech						3	0	24 H Baylor						3	0
						19 H Iowa St.						3	0	53 A West Virginia						3	2
						11 A Kansas						3	2	117 A UTSA						3	0
						78 A TCU						3	0	41 A Texas A&M						3	0

Non-Div. I Games:

Texas

Average RPI Win:	73	WON-LOST RECORD	WINNING PCT. RANK	LAST 10 GAMES	STRENGTH OF SCHEDULE	OPP. STRENGTH OF SCHEDULE	TEAM RPI	ADJ RPI	CONF. RPI	ADJ CONF. RPI		
Average RPI Loss:	1											
DIV. I ONLY		17- 2	.89474	11	10- 0	23	1	7	.71463	7	2	2
DIV. I NON-CONF.		7- 2	.77778	50	0- 0	60	3	26	.64589	25	1	1
<hr/>												
TOTALS	RPI 1-25		RPI 26-50		W-L RECORDS		RPI 51-100		RPI 101-150		RPI 150+	
17- 2	6- 2		4- 0		OVERALL		1- 0		4- 0		2- 0	
6- 0	1- 0		1- 0		HOME		1- 0		3- 0		0- 0	
9- 0	5- 0		2- 0		AWAY		0- 0		1- 0		1- 0	
2- 2	0- 2		1- 0		NEUTRAL		0- 0		0- 0		1- 0	
<hr/>												
7- 2	1- 2		2- 0		NON-CONFERENCE		0- 0		2- 0		2- 0	
1- 0	0- 0		0- 0		HOME		0- 0		1- 0		0- 0	
4- 0	1- 0		1- 0		AWAY		0- 0		1- 0		1- 0	
2- 2	0- 2		1- 0		NEUTRAL		0- 0		0- 0		1- 0	
<hr/>												
10- 0	5- 0		2- 0		CONFERENCE		1- 0		2- 0		0- 0	
5- 0	1- 0		1- 0		HOME		1- 0		2- 0		0- 0	
5- 0	4- 0		1- 0		AWAY		0- 0		0- 0		0- 0	
0- 0	0- 0		0- 0		NEUTRAL		0- 0		0- 0		0- 0	
<hr/>												
RPI S	Opponent	Score	RPI S	Opponent	Score	RPI S	Opponent	Score	RPI S	Opponent	Score	
1 N	Penn St.	1 3	27 A	Oregon St.	3 0	69 H	California	3 0	102 H	Arizona St.	3 0	
1 N	Penn St.	2 3	41 A	Texas A&M	3 0				104 H	Arizona	3 0	
10 A	Oregon	3 0	42 N	Iowa	3 0				129 H	Pacific	3 0	
12 H	Washington	3 2	44 H	Washington St.	3 0				149 A	Saint Mary's (CA)	3 0	
14 A	Southern California	3 1							212 N	Wright St.	3 0	
16 A	UCLA	3 1							229 A	Long Beach St.	3 0	
21 A	Colorado	3 2										
23 A	Illinois	3 0										
<hr/>												
LAST 10 GAMES												
44 H Washington St.						3	0	10 A Oregon	3	0		
12 H Washington						3	2	104 H Arizona	3	0		
14 A Southern California						3	1	102 H Arizona St.	3	0		
16 A UCLA						3	1	21 A Colorado	3	2		
27 A Oregon St.						3	0	69 H California	3	0		

Non-Div. I Games:

Stanford

Average RPI Win:	60	WON-LOST RECORD	WINNING PCT. RANK	LAST 10 GAMES	STRENGTH OF SCHEDULE	OPP. STRENGTH OF SCHEDULE	TEAM RPI	ADJ RPI	CONF. RPI	ADJ CONF. RPI				
Average RPI Loss:	7	14- 5	.73684	54	5- 5	2	3	8	.69752	8	1	1		
DIV. I ONLY		9- 0	1	1	0- 0	40	10	5	.71228	5	2	2		
DIV. I NON-CONF.														
<hr/>														
TOTALS	RPI 1-25	RPI 26-50		W-L RECORDS		RPI 51-100		RPI 101-150		RPI 150+				
14- 5	2- 5	7- 0		OVERALL		3- 0		2- 0		0- 0				
9- 2	2- 2	4- 0		HOME		2- 0		1- 0		0- 0				
3- 3	0- 3	2- 0		AWAY		1- 0		0- 0		0- 0				
2- 0	0- 0	1- 0		NEUTRAL		0- 0		1- 0		0- 0				
<hr/>														
9- 0	1- 0	4- 0		NON-CONFERENCE		2- 0		2- 0		0- 0				
6- 0	1- 0	3- 0		HOME		1- 0		1- 0		0- 0				
1- 0	0- 0	0- 0		AWAY		1- 0		0- 0		0- 0				
2- 0	0- 0	1- 0		NEUTRAL		0- 0		1- 0		0- 0				
<hr/>														
5- 5	1- 5	3- 0		CONFERENCE		1- 0		0- 0		0- 0				
3- 2	1- 2	1- 0		HOME		1- 0		0- 0		0- 0				
2- 3	0- 3	2- 0		AWAY		0- 0		0- 0		0- 0				
0- 0	0- 0	0- 0		NEUTRAL		0- 0		0- 0		0- 0				
<hr/>														
RPI	S	Opponent	Score		RPI	S	Opponent	Score		RPI	S	Opponent	Score	
2	A	Minnesota	1	3	29	H	Michigan	3	0	82	H	Lipscomb	3	0
2	H	Minnesota	2	3	34	H	Marquette	3	1	90	H	Indiana	3	0
5	A	Nebraska	2	3	40	N	Arkansas	3	0	100	A	Kansas St.	3	0
5	H	Nebraska	3	1	41	H	Texas A&M	3	0					
13	A	Michigan St.	1	3	42	A	Iowa	3	0					
13	H	Michigan St.	2	3	45	A	Maryland	3	0					
25	H	Louisville	3	0	47	H	North Carolina	3	0					
<hr/>														
LAST 10 GAMES														
2	A	Minnesota	1	3	2	H	Minnesota	2	3					
45	A	Maryland	3	0	5	A	Nebraska	2	3					
90	H	Indiana	3	0	42	A	Iowa	3	0					
5	H	Nebraska	3	1	29	H	Michigan	3	0					
13	A	Michigan St.	1	3	13	H	Michigan St.	2	3					

Non-Div. I Games:

Wisconsin

Utah		Average RPI Win:	83	WON-LOST RECORD	WINNING PCT. RANK	LAST 10 GAMES	STRENGTH OF SCHEDULE	OPP. STRENGTH OF SCHEDULE	TEAM RPI	ADJ RPI	CONF. RPI	ADJ CONF. RPI
DIV. I ONLY		Average RPI Loss:	11	17- 4	.80952 24	8- 2	12	15	9	.69016 9	2	2
DIV. I NON-CONF.				9- 2	.81818 40	0- 0	20	39	11	.67154 11	1	1
TOTALS		RPI 1-25		RPI 26-50		W-L RECORDS	RPI 51-100		RPI 101-150		RPI 150+	
17- 4		4- 4		4- 0		OVERALL	2- 0		5- 0		2- 0	
7- 3		3- 3		2- 0		HOME	1- 0		1- 0		0- 0	
6- 1		1- 1		2- 0		AWAY	0- 0		2- 0		1- 0	
4- 0		0- 0		0- 0		NEUTRAL	1- 0		2- 0		1- 0	
9- 2		1- 2		2- 0		NON-CONFERENCE	1- 0		3- 0		2- 0	
3- 1		1- 1		1- 0		HOME	0- 0		1- 0		0- 0	
2- 1		0- 1		1- 0		AWAY	0- 0		0- 0		1- 0	
4- 0		0- 0		0- 0		NEUTRAL	1- 0		2- 0		1- 0	
8- 2		3- 2		2- 0		CONFERENCE	1- 0		2- 0		0- 0	
4- 2		2- 2		1- 0		HOME	1- 0		0- 0		0- 0	
4- 0		1- 0		1- 0		AWAY	0- 0		2- 0		0- 0	
0- 0		0- 0		0- 0		NEUTRAL	0- 0		0- 0		0- 0	
RPI S	Opponent	Score	RPI S	Opponent	Score	RPI S	Opponent	Score	RPI S	Opponent	Score	
4 A	Kentucky	2 3	27 H	Oregon St.	3 0	69 H	California	3 0	102 A	Arizona St.	3 1	
10 H	Oregon	2 3	44 A	Washington St.	3 1	99 N	Arkansas St.	3 0	104 A	Arizona	3 1	
12 A	Washington	3 2	49 A	Hawaii	3 1				113 N	Cincinnati	3 0	
14 H	Southern California	2 3	50 H	Missouri	3 0				116 H	Green Bay	3 0	
16 H	UCLA	3 1							131 N	South Dakota	3 0	
17 H	BYU	2 3							202 A	Utah Valley	3 1	
21 H	Colorado	3 1							237 N	Western Caro.	3 0	
22 H	San Diego	3 2										
LAST 10 GAMES												
14 H	Southern California	2 3	12 A	Washington	3 2							
16 H	UCLA	3 1	27 H	Oregon St.	3 0							
102 A	Arizona St.	3 1	10 H	Oregon	2 3							
104 A	Arizona	3 1	69 H	California	3 0							
44 A	Washington St.	3 1	21 H	Colorado	3 1							

Non-Div. I Games:

Utah

Average RPI Win:	76	WON-LOST RECORD	WINNING PCT. RANK	LAST 10 GAMES	STRENGTH OF SCHEDULE	OPP. STRENGTH OF SCHEDULE	TEAM RPI	ADJ RPI	CONF. RPI	ADJ CONF. RPI				
DIV. I ONLY		13- 5	.72222	57	6- 4	6	8	11	.68547	10	2	2		
DIV. I NON-CONF.		7- 1	.875	22	0- 0	4	20	4	.71601	4	1	1		
<hr/>														
TOTALS	RPI 1-25	RPI 26-50		W-L RECORDS		RPI 51-100		RPI 101-150		RPI 150+				
13- 5	3- 5	3- 0		OVERALL		2- 0		3- 0		2- 0				
10- 1	1- 1	2- 0		HOME		2- 0		3- 0		2- 0				
2- 3	1- 3	1- 0		AWAY		0- 0		0- 0		0- 0				
1- 1	1- 1	0- 0		NEUTRAL		0- 0		0- 0		0- 0				
7- 1	2- 1	1- 0		NON-CONFERENCE		1- 0		1- 0		2- 0				
6- 0	1- 0	1- 0		HOME		1- 0		1- 0		2- 0				
0- 0	0- 0	0- 0		AWAY		0- 0		0- 0		0- 0				
1- 1	1- 1	0- 0		NEUTRAL		0- 0		0- 0		0- 0				
6- 4	1- 4	2- 0		CONFERENCE		1- 0		2- 0		0- 0				
4- 1	0- 1	1- 0		HOME		1- 0		2- 0		0- 0				
2- 3	1- 3	1- 0		AWAY		0- 0		0- 0		0- 0				
0- 0	0- 0	0- 0		NEUTRAL		0- 0		0- 0		0- 0				
<hr/>														
RPI	S	Opponent	Score		RPI	S	Opponent	Score		RPI	S	Opponent	Score	
5	N	Nebraska	3	1	26	H	Cal Poly	3	0	69	H	California	3	0
6	N	Texas	1	3	27	H	Oregon St.	3	0	80	H	Loyola Marymount	3	2
7	H	Stanford	0	3	44	A	Washington St.	3	2					
9	A	Utah	3	2										
12	A	Washington	2	3										
16	A	UCLA	1	3										
18	H	Wichita St.	3	0										
21	A	Colorado	1	3										
 </														

Non-Div. I Games:

Oregon

Average RPI Win:	95	WON-LOST RECORD	WINNING PCT. RANK	LAST 10 GAMES	STRENGTH OF SCHEDULE	OPP. STRENGTH OF SCHEDULE	TEAM RPI	ADJ RPI	CONF. RPI	ADJ CONF. RPI					
DIV. I ONLY		18- 3	.85714	16	8- 2	25	26	10	.68468	11	4	3			
DIV. I NON-CONF.		11- 2	.84615	26	1- 1	33	38	14	.67152	12	4	4			

TOTALS	RPI 1-25	RPI 26-50		W-L RECORDS		RPI 51-100		RPI 101-150		RPI 150+					
18- 3	4- 2	3- 0		OVERALL		4- 0		4- 1		3- 0					
6- 2	3- 2	0- 0		HOME		2- 0		1- 0		0- 0					
7- 1	1- 0	2- 0		AWAY		2- 0		1- 1		1- 0					
5- 0	0- 0	1- 0		NEUTRAL		0- 0		2- 0		2- 0					
11- 2	2- 1	3- 0		NON-CONFERENCE		0- 0		3- 1		3- 0					
3- 1	2- 1	0- 0		HOME		0- 0		1- 0		0- 0					
3- 1	0- 0	2- 0		AWAY		0- 0		0- 1		1- 0					
5- 0	0- 0	1- 0		NEUTRAL		0- 0		2- 0		2- 0					
7- 1	2- 1	0- 0		CONFERENCE		4- 0		1- 0		0- 0					
3- 1	1- 1	0- 0		HOME		2- 0		0- 0		0- 0					
4- 0	1- 0	0- 0		AWAY		2- 0		1- 0		0- 0					
0- 0	0- 0	0- 0		NEUTRAL		0- 0		0- 0		0- 0					
RPI	S	Opponent	Score	RPI	S	Opponent	Score	RPI	S	Opponent	Score				
4	H	Kentucky	3 0	38	A	NC State	3 1	53	A	West Virginia	3 1	105	A	Santa Clara	2 3
6	H	Texas	2 3	38	A	NC State	3 2	78	H	TCU	3 0	121	H	Belmont	3 0
15	H	Creighton	0 3	48	N	Missouri St.	3 1	96	H	Texas Tech	3 0	124	N	Idaho	3 1
19	H	Iowa St.	3 2					100	A	Kansas St.	3 2	126	N	San Jose St.	3 1
20	H	Purdue	3 1									138	A	Oklahoma	3 1
24	A	Baylor	3 0									202	A	Utah Valley	3 0
												229	N	Long Beach St.	3 1
												246	N	Montana	3 0
				LAST 10 GAMES											
				96	H	Texas Tech	3 0	78	H	TCU	3 0				
				24	A	Baylor	3 0	19	H	Iowa St.	3 2				
				6	H	Texas	2 3	100	A	Kansas St.	3 2				
				138	A	Oklahoma	3 1	124	N	Idaho	3 1				
				53	A	West Virginia	3 1	105	A	Santa Clara	2 3				

Non-Div. I Games:

Kansas

Average RPI Win:	75	WON-LOST RECORD	WINNING PCT. RANK	LAST 10 GAMES	STRENGTH OF SCHEDULE	OPP. STRENGTH OF SCHEDULE	TEAM RPI	ADJ RPI	CONF. RPI	ADJ CONF. RPI	
DIV. I ONLY		16- 5	.7619 39	6- 4	15	9	12	.67892 12	2	2	
DIV. I NON-CONF.		10- 1	.90909 15	0- 0	53	22	9	.67509 10	1	1	
<hr/>											
TOTALS	RPI 1-25	RPI 26-50		W-L RECORDS	RPI 51-100		RPI 101-150		RPI 150+		
16- 5	3- 4	5- 1		OVERALL	2- 0		5- 0		1- 0		
7- 3	2- 2	2- 1		HOME	0- 0		2- 0		1- 0		
6- 2	1- 2	2- 0		AWAY	1- 0		2- 0		0- 0		
3- 0	0- 0	1- 0		NEUTRAL	1- 0		1- 0		0- 0		
<hr/>											
10- 1	0- 1	4- 0		NON-CONFERENCE	1- 0		4- 0		1- 0		
5- 1	0- 1	2- 0		HOME	0- 0		2- 0		1- 0		
2- 0	0- 0	1- 0		AWAY	0- 0		1- 0		0- 0		
3- 0	0- 0	1- 0		NEUTRAL	1- 0		1- 0		0- 0		
<hr/>											
6- 4	3- 3	1- 1		CONFERENCE	1- 0		1- 0		0- 0		
2- 2	2- 1	0- 1		HOME	0- 0		0- 0		0- 0		
4- 2	1- 2	1- 0		AWAY	1- 0		1- 0		0- 0		
0- 0	0- 0	0- 0		NEUTRAL	0- 0		0- 0		0- 0		
<hr/>											
RPI S	Opponent	Score	RPI S	Opponent	Score	RPI S	Opponent	Score	RPI S	Opponent	Score
7 A	Stanford	2 3	26 H	Cal Poly	3 0	69 A	California	3 0	102 A	Arizona St.	3 2
9 H	Utah	2 3	27 H	Oregon St.	2 3	98 N	Wyoming	3 0	105 H	Santa Clara	3 0
10 H	Oregon	3 2	32 H	Pittsburgh	3 0				107 A	Pepperdine	3 0
14 A	Southern California	0 3	44 A	Washington St.	3 1				138 N	Oklahoma	3 0
15 H	Creighton	1 3	45 A	Maryland	3 0				149 H	Saint Mary's (CA)	3 0
16 A	UCLA	3 1	48 N	Missouri St.	3 1				189 H	Seattle U	3 0
21 H	Colorado	3 0									
<hr/>											
LAST 10 GAMES											
69 A	California	3 0	9 H	Utah	2 3						
7 A	Stanford	2 3	14 A	Southern California	0 3						
27 H	Oregon St.	2 3	16 A	UCLA	3 1						
10 H	Oregon	3 2	102 A	Arizona St.	3 2						
21 H	Colorado	3 0	44 A	Washington St.	3 1						

Non-Div. I Games:

Washington

Average RPI Win:	99	WON-LOST	WINNING	LAST 10	STRENGTH OF	OPP. STRENGTH	TEAM	ADJ	CONF.	ADJ CONF.			
Average RPI Loss:	29	RECORD	PCT. RANK	GAMES	SCHEDULE	OF SCHEDULE	RPI	RPI	RPI	RPI			
DIV. I ONLY	15- 4	.78947	30	8- 2	31	12	14	.67117	13	1	1		
DIV. I NON-CONF.	7- 2	.77778	50	0- 0	156	57	68	.58698	66	2	2		
<hr/>													
TOTALS	RPI 1-25	RPI 26-50		W-L RECORDS		RPI 51-100		RPI 101-150		RPI 150+			
15- 4	3- 2	5- 1		OVERALL		1- 1		0- 0		6- 0			
7- 0	1- 0	3- 0		HOME		0- 0		0- 0		3- 0			
4- 4	2- 2	1- 1		AWAY		0- 1		0- 0		1- 0			
4- 0	0- 0	1- 0		NEUTRAL		1- 0		0- 0		2- 0			
7- 2	0- 0	1- 1		NON-CONFERENCE		1- 1		0- 0		5- 0			
3- 0	0- 0	0- 0		HOME		0- 0		0- 0		3- 0			
0- 2	0- 0	0- 1		AWAY		0- 1		0- 0		0- 0			
4- 0	0- 0	1- 0		NEUTRAL		1- 0		0- 0		2- 0			
8- 2	3- 2	4- 0		CONFERENCE		0- 0		0- 0		1- 0			
4- 0	1- 0	3- 0		HOME		0- 0		0- 0		0- 0			
4- 2	2- 2	1- 0		AWAY		0- 0		0- 0		1- 0			
0- 0	0- 0	0- 0		NEUTRAL		0- 0		0- 0		0- 0			
RPI	S	Opponent	Score	RPI	S	Opponent	Score	RPI	S	Opponent	Score		
1	A	Penn St.	1 3	29	H	Michigan	3 1	79	A	Georgia Tech	1 3		
2	A	Minnesota	3 0	30	A	Notre Dame	0 3	93	N	Furman	3 0		
5	A	Nebraska	1 3	31	H	Ohio St.	3 0			151	H	San Diego St.	3 0
8	A	Wisconsin	3 2	36	N	Auburn	3 0			171	H	A&M-Corpus Christi	3 0
8	H	Wisconsin	3 1	45	A	Maryland	3 0			183	N	Central Mich.	3 0
				45	H	Maryland	3 0			214	H	Marshall	3 0
										232	A	Rutgers	3 0
										233	N	Southern Ill.	3 0
<hr/>													
				LAST 10 GAMES									
				45 A Maryland 3 0				5 A Nebraska 1 3					
				29 H Michigan 3 1				31 H Ohio St. 3 0					
				232 A Rutgers 3 0				45 H Maryland 3 0					
				1 A Penn St. 1 3				2 A Minnesota 3 0					
				8 H Wisconsin 3 1				8 A Wisconsin 3 2					

Non-Div. I Games:

Michigan St.

Average RPI Win:	70	WON-LOST	WINNING	LAST 10	STRENGTH OF	OPP. STRENGTH	TEAM	ADJ	CONF.	ADJ CONF.		
Average RPI Loss:	38	RECORD	PCT. RANK	GAMES	SCHEDULE	OF SCHEDULE	RPI	RPI	RPI	RPI		
DIV. I ONLY		15- 6	.71429	60	7- 3	13	11	18	.6702	14	2	2
DIV. I NON-CONF.		8- 3	.72727	69	0- 0	36	13	29	.64454	26	1	1
<hr/>												
TOTALS	RPI 1-25	RPI 26-50		W-L RECORDS		RPI 51-100		RPI 101-150		RPI 150+		
15- 6	4- 3	4- 2		OVERALL		3- 0		2- 1		2- 0		
6- 1	1- 1	3- 0		HOME		1- 0		0- 0		1- 0		
6- 3	3- 1	0- 1		AWAY		1- 0		1- 1		1- 0		
3- 2	0- 1	1- 1		NEUTRAL		1- 0		1- 0		0- 0		
<hr/>												
8- 3	1- 1	2- 2		NON-CONFERENCE		2- 0		1- 0		2- 0		
2- 0	0- 0	1- 0		HOME		0- 0		0- 0		1- 0		
3- 1	1- 0	0- 1		AWAY		1- 0		0- 0		1- 0		
3- 2	0- 1	1- 1		NEUTRAL		1- 0		1- 0		0- 0		
<hr/>												
7- 3	3- 2	2- 0		CONFERENCE		1- 0		1- 1		0- 0		
4- 1	1- 1	2- 0		HOME		1- 0		0- 0		0- 0		
3- 2	2- 1	0- 0		AWAY		0- 0		1- 1		0- 0		
0- 0	0- 0	0- 0		NEUTRAL		0- 0		0- 0		0- 0		
<hr/>												
RPI S	Opponent	Score		RPI S	Opponent	Score		RPI S	Opponent	Score		
4 N	Kentucky	1	3	27 H	Oregon St.	3	1	68 N	Yale	3	0	
7 H	Stanford	1	3	29 H	Michigan	3	1	69 H	California	3	1	
9 A	Utah	3	2	40 N	Arkansas	3	2	80 A	Loyola Marymount	3	1	
12 H	Washington	3	0	44 H	Washington St.	3	1					
15 A	Creighton	3	0	45 A	Maryland	0	3					
16 A	UCLA	3	2	46 N	UNI	1	3					
21 A	Colorado	0	3									
<hr/>												
				LAST 10 GAMES								
				9 A Utah		3 2		104 A Arizona				0 3
				21 A Colorado		0 3		12 H Washington				3 0
				7 H Stanford		1 3		44 H Washington St.				3 1
				69 H California		3 1		27 H Oregon St.				3 1
				102 A Arizona St.		3 1		16 A UCLA				3 2

Non-Div. I Games:

Southern California

Average RPI Win:	95	WON-LOST	WINNING	LAST 10	STRENGTH OF	OPP. STRENGTH	TEAM	ADJ	CONF.	ADJ CONF.		
Average RPI Loss:	21	RECORD	PCT. RANK	GAMES	SCHEDULE	OF SCHEDULE	RPI	RPI	RPI	RPI		
DIV. I ONLY		16- 5	.7619	39	9- 1	14	24	13	.66924	15	7	7
DIV. I NON-CONF.		7- 4	.63636	99	0- 0	2	2	8	.69372	8	7	7
<hr/>												
TOTALS	RPI 1-25		RPI 26-50		W-L RECORDS		RPI 51-100		RPI 101-150		RPI 150+	
16- 5	3- 4		2- 1		OVERALL		4- 0		4- 0		3- 0	
8- 1	1- 1		1- 0		HOME		3- 0		1- 0		2- 0	
5- 2	2- 1		0- 1		AWAY		1- 0		1- 0		1- 0	
3- 2	0- 2		1- 0		NEUTRAL		0- 0		2- 0		0- 0	
7- 4	3- 4		2- 0		NON-CONFERENCE		0- 0		2- 0		0- 0	
2- 1	1- 1		1- 0		HOME		0- 0		0- 0		0- 0	
2- 1	2- 1		0- 0		AWAY		0- 0		0- 0		0- 0	
3- 2	0- 2		1- 0		NEUTRAL		0- 0		2- 0		0- 0	
9- 1	0- 0		0- 1		CONFERENCE		4- 0		2- 0		3- 0	
6- 0	0- 0		0- 0		HOME		3- 0		1- 0		2- 0	
3- 1	0- 0		0- 1		AWAY		1- 0		1- 0		1- 0	
0- 0	0- 0		0- 0		NEUTRAL		0- 0		0- 0		0- 0	
<hr/>												
RPI S	Opponent	Score	RPI S	Opponent	Score	RPI S	Opponent	Score	RPI S	Opponent	Score	
4 H	Kentucky	3 0	32 N	Pittsburgh	3 0	59 H	Butler	3 2	121 N	Belmont	3 0	
11 A	Kansas	3 0	34 A	Marquette	0 3	62 H	Villanova	3 1	137 A	St. John's (NY)	3 0	
12 A	Washington	3 1	46 H	UNI	3 0	84 A	Seton Hall	3 0	137 H	St. John's (NY)	3 1	
14 H	Southern California	0 3				84 H	Seton Hall	3 0	149 N	Saint Mary's (CA)	3 0	
18 A	Wichita St.	1 3							173 H	Xavier	3 0	
19 N	Iowa St.	2 3							187 H	Georgetown	3 1	
20 N	Purdue	1 3							227 A	DePaul	3 0	
<hr/>												
LAST 10 GAMES												
84 H Seton Hall						3	0	34 A Marquette	0	3		
137 H St. John's (NY)						3	1	137 A St. John's (NY)	3	0		
173 H Xavier						3	0	84 A Seton Hall	3	0		
59 H Butler						3	2	62 H Villanova	3	1		
227 A DePaul						3	0	187 H Georgetown	3	1		

Non-Div. I Games:

Creighton

Average RPI Win: 82		WON-LOST	WINNING	LAST 10	STRENGTH OF	OPP. STRENGTH	TEAM	ADJ	CONF.	ADJ CONF.				
Average RPI Loss: 9		RECORD	PCT. RANK	GAMES	SCHEDULE	OF SCHEDULE	RPI	RPI	RPI	RPI				
DIV. I ONLY		13- 6	.68421	71	6- 4		8	6	16	.66816	16	2	2	
DIV. I NON-CONF.		7- 2	.77778	50	0- 0		19	14	13	.67034	13	1	1	

TOTALS		RPI 1-25		RPI 26-50		W-L RECORDS		RPI 51-100		RPI 101-150		RPI 150+		
13- 6		3- 6		3- 0		OVERALL		2- 0		3- 0		2- 0		
4- 3		1- 3		1- 0		HOME		2- 0		0- 0		0- 0		
6- 3		1- 3		1- 0		AWAY		0- 0		3- 0		1- 0		
3- 0		1- 0		1- 0		NEUTRAL		0- 0		0- 0		1- 0		
7- 2		1- 2		2- 0		NON-CONFERENCE		1- 0		1- 0		2- 0		
1- 0		0- 0		0- 0		HOME		1- 0		0- 0		0- 0		
3- 2		0- 2		1- 0		AWAY		0- 0		1- 0		1- 0		
3- 0		1- 0		1- 0		NEUTRAL		0- 0		0- 0		1- 0		
6- 4		2- 4		1- 0		CONFERENCE		1- 0		2- 0		0- 0		
3- 3		1- 3		1- 0		HOME		1- 0		0- 0		0- 0		
3- 1		1- 1		0- 0		AWAY		0- 0		2- 0		0- 0		
0- 0		0- 0		0- 0		NEUTRAL		0- 0		0- 0		0- 0		
RPI S	Opponent		Score		RPI S	Opponent		Score		RPI S	Opponent		Score	
5 A	Nebraska		0	3	34 N	Marquette		3	1	69 H	California		3	0
5 A	Nebraska		0	3	44 H	Washington St.		3	1	80 H	Loyola Marymount		3	0
7 H	Stanford		1	3	49 A	Hawaii		3	2		102 A Arizona St.		3	1
9 A	Utah		1	3							104 A Arizona		3	0
10 H	Oregon		3	1							130 A New Mexico St.		3	0
12 H	Washington		1	3							166 N UNLV		3	0
14 H	Southern California		2	3							229 A Long Beach St.		3	1
21 A	Colorado		3	2										
22 N	San Diego		3	0										

LAST 10 GAMES														
21 A Colorado		3 2		104 A Arizona		3 0								
9 A Utah		1 3		44 H Washington St.		3 1								
69 H California		3 0		12 H Washington		1 3								
7 H Stanford		1 3		10 H Oregon		3 1								
102 A Arizona St.		3 1		14 H Southern California		2 3								

Non-Div. I Games:

UCLA

Average RPI Win: 118		WON-LOST RECORD		WINNING PCT. RANK		LAST 10 GAMES		STRENGTH OF SCHEDULE		OPP. STRENGTH OF SCHEDULE		TEAM RPI		ADJ RPI		CONF. RPI		ADJ CONF. RPI	
Average RPI Loss: 24																			
DIV. I ONLY		21- 1		.95455 1		10- 0		83		47		17		.66286 17		6		6	
DIV. I NON-CONF.		11- 1		.91667 10		0- 0		75		31		16		.6624 16		6		6	
TOTALS		RPI 1-25		RPI 26-50		W-L RECORDS		RPI 51-100		RPI 101-150		RPI 150+							
21- 1		2- 1		3- 0		OVERALL		4- 0		7- 0		5- 0							
7- 0		0- 0		1- 0		HOME		1- 0		3- 0		2- 0							
11- 0		2- 0		1- 0		AWAY		2- 0		4- 0		2- 0							
3- 1		0- 1		1- 0		NEUTRAL		1- 0		0- 0		1- 0							
11- 1		1- 1		3- 0		NON-CONFERENCE		2- 0		1- 0		4- 0							
4- 0		0- 0		1- 0		HOME		0- 0		1- 0		2- 0							
4- 0		1- 0		1- 0		AWAY		1- 0		0- 0		1- 0							
3- 1		0- 1		1- 0		NEUTRAL		1- 0		0- 0		1- 0							
10- 0		1- 0		0- 0		CONFERENCE		2- 0		6- 0		1- 0							
3- 0		0- 0		0- 0		HOME		1- 0		2- 0		0- 0							
7- 0		1- 0		0- 0		AWAY		1- 0		4- 0		1- 0							
0- 0		0- 0		0- 0		NEUTRAL		0- 0		0- 0		0- 0							
RPI S	Opponent	Score		RPI S	Opponent	Score		RPI S	Opponent	Score		RPI S	Opponent	Score					
9 A	Utah	3	2	31 H	Ohio St.	3	1	80 A	Loyola Marymount	3	2	105 A	Santa Clara	3	0				
22 A	San Diego	3	1	49 A	Hawaii	3	2	88 A	Boise St.	3	0	107 A	Pepperdine	3	0				
24 N	Baylor	2	3	50 N	Missouri	3	1	95 H	Portland	3	0	107 H	Pepperdine	3	1				
								97 N	Sacramento St.	3	0	110 H	Gonzaga	3	0				
												129 A	Pacific	3	0				
												145 H	UTRGV	3	0				
												149 A	Saint Mary's (CA)	3	2				
												152 H	Saint Louis	3	0				
												202 A	Utah Valley	3	1				
												223 N	Nevada	3	0				
												234 H	Weber St.	3	0				
												286 A	San Francisco	3	0				

Average RPI Win:	116	WON-LOST RECORD	WINNING PCT. RANK	LAST 10 GAMES	STRENGTH OF SCHEDULE	OPP. STRENGTH OF SCHEDULE	TEAM RPI	ADJ RPI	CONF. RPI	ADJ CONF. RPI		
DIV. I ONLY		18- 3	.85714	16	10- 0	38	50	15	.66154	18	8	8
DIV. I NON-CONF.		8- 3	.72727	69	0- 0	15	19	17	.66174	17	9	9
<hr/>												
TOTALS	RPI 1-25		RPI 26-50		W-L RECORDS		RPI 51-100		RPI 101-150		RPI 150+	
18- 3	1- 2		1- 1		OVERALL		4- 0		8- 0		4- 0	
7- 1	1- 1		0- 0		HOME		1- 0		4- 0		1- 0	
6- 1	0- 1		0- 0		AWAY		2- 0		2- 0		2- 0	
5- 1	0- 0		1- 1		NEUTRAL		1- 0		2- 0		1- 0	
8- 3	1- 2		1- 1		NON-CONFERENCE		2- 0		3- 0		1- 0	
1- 1	1- 1		0- 0		HOME		0- 0		0- 0		0- 0	
2- 1	0- 1		0- 0		AWAY		1- 0		1- 0		0- 0	
5- 1	0- 0		1- 1		NEUTRAL		1- 0		2- 0		1- 0	
10- 0	0- 0		0- 0		CONFERENCE		2- 0		5- 0		3- 0	
6- 0	0- 0		0- 0		HOME		1- 0		4- 0		1- 0	
4- 0	0- 0		0- 0		AWAY		1- 0		1- 0		2- 0	
0- 0	0- 0		0- 0		NEUTRAL		0- 0		0- 0		0- 0	
RPI S	Opponent	Score	RPI S	Opponent	Score	RPI S	Opponent	Score	RPI S	Opponent	Score	
10 A	Oregon	0 3	26 N	Cal Poly	2 3	70 N	Miami (OH)	3 1	112 H	UCF	3 1	
15 H	Creighton	3 1	34 N	Marquette	3 2	76 A	Temple	3 1	113 H	Cincinnati	3 0	
19 H	Iowa St.	0 3				77 H	SMU	3 1	115 A	IUPUI	3 0	
						82 A	Lipscomb	3 0	121 N	Belmont	3 0	
									127 N	ETSU	3 0	
									132 A	Tulane	3 0	
									140 H	Tulsa	3 0	
									150 H	East Carolina	3 0	
									176 A	UConn	3 0	
									179 N	Duquesne	3 0	
									181 H	South Fla.	3 0	
									195 A	Houston	3 0	
			LAST 10 GAMES									
			150 H	East Carolina	3 0	132 A	Tulane	3 0				
			113 H	Cincinnati	3 0	112 H	UCF	3 1				
			140 H	Tulsa	3 0	181 H	South Fla.	3 0				
			77 H	SMU	3 1	176 A	UConn	3 0				
			195 A	Houston	3 0	76 A	Temple	3 1				

Non-Div. I Games:

Wichita St.

Average RPI Win:	102	WON-LOST RECORD	WINNING PCT. RANK	LAST 10 GAMES	STRENGTH OF SCHEDULE	OPP. STRENGTH OF SCHEDULE	TEAM RPI	ADJ RPI	CONF. RPI	ADJ CONF. RPI					
Average RPI Loss:	22	14- 4	.77778	34	7- 3	34	21	20	.65698	19	4	3			
DIV. I ONLY		9- 1	.9	20	2- 0	47	32	10	.67851	9	4	4			
DIV. I NON-CONF.															
<hr/>															
TOTALS	RPI 1-25	RPI 26-50		W-L RECORDS		RPI 51-100		RPI 101-150		RPI 150+					
14- 4	2- 3	2- 1		OVERALL		5- 0		1- 0		4- 0					
7- 2	0- 1	0- 1		HOME		3- 0		1- 0		3- 0					
4- 2	1- 2	1- 0		AWAY		2- 0		0- 0		0- 0					
3- 0	1- 0	1- 0		NEUTRAL		0- 0		0- 0		1- 0					
<hr/>															
9- 1	2- 0	2- 1		NON-CONFERENCE		1- 0		0- 0		4- 0					
3- 1	0- 0	0- 1		HOME		0- 0		0- 0		3- 0					
3- 0	1- 0	1- 0		AWAY		1- 0		0- 0		0- 0					
3- 0	1- 0	1- 0		NEUTRAL		0- 0		0- 0		1- 0					
<hr/>															
5- 3	0- 3	0- 0		CONFERENCE		4- 0		1- 0		0- 0					
4- 1	0- 1	0- 0		HOME		3- 0		1- 0		0- 0					
1- 2	0- 2	0- 0		AWAY		1- 0		0- 0		0- 0					
0- 0	0- 0	0- 0		NEUTRAL		0- 0		0- 0		0- 0					
<hr/>															
RPI	S	Opponent	Score	RPI	S	Opponent	Score	RPI	S	Opponent	Score	RPI	S	Opponent	Score
6	A	Texas	0 3	32	N	Pittsburgh	3 2	53	H	West Virginia	3 1	138	H	Oklahoma	3 1
11	A	Kansas	2 3	42	A	Iowa	3 1	54	A	Dayton	3 0	167	H	New Mexico	3 0
15	N	Creighton	3 2	46	H	UNI	2 3	78	H	TCU	3 0	177	N	Northern Ill.	3 0
18	A	Wichita St.	3 0					96	A	Texas Tech	3 2	218	H	Kent St.	3 0
24	H	Baylor	0 3					100	H	Kansas St.	3 0	241	H	Omaha	3 0
<hr/>															
LAST 10 GAMES															
78 H TCU				3	0	96 A Texas Tech				3	2				
53 H West Virginia				3	1	11 A Kansas				2	3				
6 A Texas				0	3	138 H Oklahoma				3	1				
100 H Kansas St.				3	0	18 A Wichita St.				3	0				
24 H Baylor				0	3	15 N Creighton				3	2				

Non-Div. I Games:

Iowa St.

Average RPI Win: 111		WON-LOST	WINNING	LAST 10	STRENGTH OF		OPP. STRENGTH	TEAM	ADJ	CONF.	ADJ CONF.
Average RPI Loss: 10		RECORD	PCT. RANK	GAMES	SCHEDULE		OF SCHEDULE	RPI	RPI	RPI	RPI
DIV. I ONLY		16- 5	.7619	39	6- 4		24	18	19	.65594	20
DIV. I NON-CONF.		10- 1	.90909	15	0- 0		52	42	12	.66779	14
TOTALS		RPI 1-25	RPI 26-50		W-L RECORDS		RPI 51-100		RPI 101-150		RPI 150+
16- 5		2- 4	1- 1		OVERALL		6- 0		3- 0		4- 0
8- 3		0- 2	1- 1		HOME		3- 0		2- 0		2- 0
4- 2		1- 2	0- 0		AWAY		3- 0		0- 0		0- 0
4- 0		1- 0	0- 0		NEUTRAL		0- 0		1- 0		2- 0
10- 1		1- 1	1- 0		NON-CONFERENCE		2- 0		3- 0		3- 0
5- 0		0- 0	1- 0		HOME		1- 0		2- 0		1- 0
1- 1		0- 1	0- 0		AWAY		1- 0		0- 0		0- 0
4- 0		1- 0	0- 0		NEUTRAL		0- 0		1- 0		2- 0
6- 4		1- 3	0- 1		CONFERENCE		4- 0		0- 0		1- 0
3- 3		0- 2	0- 1		HOME		2- 0		0- 0		1- 0
3- 1		1- 1	0- 0		AWAY		2- 0		0- 0		0- 0
0- 0		0- 0	0- 0		NEUTRAL		0- 0		0- 0		0- 0
RPI S	Opponent	Score	RPI S	Opponent	Score	RPI S	Opponent	Score	RPI S	Opponent	Score
1 H	Penn St.	1 3	31 H	Ohio St.	1 3	66 A	Northwestern	3 0	106 H	Cleveland St.	3 0
2 A	Minnesota	0 3	43 H	Alabama	3 0	66 H	Northwestern	3 0	121 N	Belmont	3 0
5 H	Nebraska	1 3				70 H	Miami (OH)	3 0	128 H	Oral Roberts	3 0
11 A	Kansas	1 3				90 A	Indiana	3 0	162 N	Jacksonville	3 0
15 N	Creighton	3 1				90 H	Indiana	3 0	209 N	Eastern Mich.	3 0
23 A	Illinois	3 0				98 A	Wyoming	3 2	232 H	Rutgers	3 0
									261 H	Loyola Chicago	3 0
LAST 10 GAMES											
			232 H	Rutgers	3 0	23 A	Illinois	3 0			
			1 H	Penn St.	1 3	90 A	Indiana	3 0			
			5 H	Nebraska	1 3	90 H	Indiana	3 0			
			2 A	Minnesota	0 3	31 H	Ohio St.	1 3			
			66 A	Northwestern	3 0	66 H	Northwestern	3 0			

Non-Div. I Games:

Purdue

Average RPI Win: 108		WON-LOST	WINNING	LAST 10	STRENGTH OF		OPP. STRENGTH	TEAM	ADJ	CONF.	ADJ CONF.
Average RPI Loss: 15		RECORD	PCT. RANK	GAMES	SCHEDULE		OF SCHEDULE	RPI	RPI	RPI	RPI
DIV. I ONLY		15- 6	.71429	60	20		16	23	.65111	21	2
DIV. I NON-CONF.		10- 1	.90909	15	62		60	18	.6587	19	1
TOTALS		RPI 1-25	RPI 26-50		W-L RECORDS		RPI 51-100		RPI 101-150		RPI 150+
15- 6	3- 5	2- 1		OVERALL		2- 0		4- 0		4- 0	
7- 2	2- 2	1- 0		HOME		1- 0		1- 0		2- 0	
5- 3	1- 2	1- 1		AWAY		0- 0		3- 0		0- 0	
3- 1	0- 1	0- 0		NEUTRAL		1- 0		0- 0		2- 0	
10- 1	1- 1	1- 0		NON-CONFERENCE		2- 0		2- 0		4- 0	
4- 0	0- 0	0- 0		HOME		1- 0		1- 0		2- 0	
3- 0	1- 0	1- 0		AWAY		0- 0		1- 0		0- 0	
3- 1	0- 1	0- 0		NEUTRAL		1- 0		0- 0		2- 0	
5- 5	2- 4	1- 1		CONFERENCE		0- 0		2- 0		0- 0	
3- 2	2- 2	1- 0		HOME		0- 0		0- 0		0- 0	
2- 3	0- 2	0- 1		AWAY		0- 0		2- 0		0- 0	
0- 0	0- 0	0- 0		NEUTRAL		0- 0		0- 0		0- 0	
RPI S	Opponent	Score		RPI S	Opponent	Score		RPI S	Opponent	Score	
1 N	Penn St.	0	3	27 H	Oregon St.	3	2	84 N	Seton Hall	3	0
7 H	Stanford	2	3	32 A	Colorado St.	3	2	89 H	Rice	3	0
9 A	Utah	1	3	44 A	Washington St.	1	3	102 A	Arizona St.	3	0
10 H	Oregon	3	1					104 A	Arizona	3	2
12 A	Washington	0	3					138 A	Oklahoma	3	1
14 H	Southern California	3	0					144 H	Wake Forest	3	0
16 H	UCLA	2	3					173 H	Xavier	3	1
23 A	Illinois	3	2					201 N	Albany (NY)	3	0
								230 H	Abilene Christian	3	0
								248 N	Northwestern St.	3	1
LAST 10 GAMES											
16 H	UCLA	2	3	44 A	Washington St.	1	3				
14 H	Southern California	3	0	10 H	Oregon	3	1				
104 A	Arizona	3	2	27 H	Oregon St.	3	2				
102 A	Arizona St.	3	0	7 H	Stanford	2	3				
12 A	Washington	0	3	9 A	Utah	1	3				

Non-Div. I Games:

Colorado

Average RPI Win:	105	WON-LOST	WINNING		LAST 10		STRENGTH OF		OPP. STRENGTH		TEAM	ADJ	CONF.	ADJ CONF.			
Average RPI Loss:	12	RECORD	PCT. RANK		GAMES		SCHEDULE		OF SCHEDULE		RPI	RPI	RPI	RPI			
DIV. I ONLY		16- 4	.8	26	9- 1		39		32		21	.65065	22	6	6		
DIV. I NON-CONF.		7- 3	.7	77	0- 0		12		4		19	.66117	18	6	6		
<hr/>																	
TOTALS		RPI 1-25		RPI 26-50		W-L RECORDS		RPI 51-100		RPI 101-150		RPI 150+					
16- 4		0- 4		3- 0		OVERALL		5- 0		6- 0		2- 0					
6- 2		0- 2		0- 0		HOME		4- 0		1- 0		1- 0					
7- 1		0- 1		1- 0		AWAY		1- 0		4- 0		1- 0					
3- 1		0- 1		2- 0		NEUTRAL		0- 0		1- 0		0- 0					
7- 3		0- 3		3- 0		NON-CONFERENCE		2- 0		1- 0		1- 0					
3- 1		0- 1		0- 0		HOME		2- 0		0- 0		1- 0					
1- 1		0- 1		1- 0		AWAY		0- 0		0- 0		0- 0					
3- 1		0- 1		2- 0		NEUTRAL		0- 0		1- 0		0- 0					
9- 1		0- 1		0- 0		CONFERENCE		3- 0		5- 0		1- 0					
3- 1		0- 1		0- 0		HOME		2- 0		1- 0		0- 0					
6- 0		0- 0		0- 0		AWAY		1- 0		4- 0		1- 0					
0- 0		0- 0		0- 0		NEUTRAL		0- 0		0- 0		0- 0					
RPI	S	Opponent		Score		RPI	S	Opponent		Score		RPI	S	Opponent		Score	
6	H	Texas		1	3	34	N	Marquette		3	0	62	H	Villanova		3	0
9	A	Utah		2	3	49	A	Hawaii		3	0	79	H	Georgia Tech		3	0
16	N	UCLA		0	3	50	N	Missouri		3	0	80	A	Loyola Marymount		3	0
17	H	BYU		1	3					3	0	80	H	Loyola Marymount		3	0
										3	0	95	H	Portland		3	0
														</			

Average RPI Win: 119		WON-LOST	WINNING	LAST 10	STRENGTH OF		OPP. STRENGTH	TEAM	ADJ	CONF.	ADJ CONF.
Average RPI Loss: 11		RECORD	PCT. RANK	GAMES	SCHEDULE		OF SCHEDULE	RPI	RPI	RPI	RPI
DIV. I ONLY		16-5	.7619	39	7-3		33	25	22	.65051	23
DIV. I NON-CONF.		9-2	.81818	40	0-0		55	54	27	.64178	28
TOTALS		RPI 1-25	RPI 26-50	W-L RECORDS		RPI 51-100	RPI 101-150	RPI 150+			
16-5		1-5	5-0	OVERALL		3-0	1-0	6-0			
3-3		0-3	2-0	HOME		1-0	0-0	0-0			
7-2		1-2	2-0	AWAY		2-0	0-0	2-0			
6-0		0-0	1-0	NEUTRAL		0-0	1-0	4-0			
9-2		1-2	2-0	NON-CONFERENCE		0-0	1-0	5-0			
0-2		0-2	0-0	HOME		0-0	0-0	0-0			
3-0		1-0	1-0	AWAY		0-0	0-0	1-0			
6-0		0-0	1-0	NEUTRAL		0-0	1-0	4-0			
7-3		0-3	3-0	CONFERENCE		3-0	0-0	1-0			
3-1		0-1	2-0	HOME		1-0	0-0	0-0			
4-2		0-2	1-0	AWAY		2-0	0-0	1-0			
0-0		0-0	0-0	NEUTRAL		0-0	0-0	0-0			
RPI S	Opponent	Score	RPI S	Opponent	Score	RPI S	Opponent	Score	RPI S	Opponent	Score
1 A	Penn St.	0 3	31 H	Ohio St.	3 0	66 A	Northwestern	3 0	110 N	Gonzaga	3 0
5 A	Nebraska	1 3	35 N	Western Ky.	3 0	90 A	Indiana	3 0	172 N	Chattanooga	3 1
7 H	Stanford	0 3	42 A	Iowa	3 2	90 H	Indiana	3 1	218 N	Kent St.	3 0
20 H	Purdue	0 3	45 H	Maryland	3 0				222 N	Air Force	3 0
21 H	Colorado	2 3	48 A	Missouri St.	3 2				231 A	Montana St.	3 1
25 A	Louisville	3 0							232 A	Rutgers	3 0
									239 N	Tennessee St.	3 0
LAST 10 GAMES											
	5 A Nebraska	1 3		20 H Purdue	0 3						
	42 A Iowa	3 2		232 A Rutgers	3 0						
	45 H Maryland	3 0		1 A Penn St.	0 3						
	31 H Ohio St.	3 0		66 A Northwestern	3 0						
	90 H Indiana	3 1		90 A Indiana	3 0						

Non-Div. I Games:

Illinois

Average RPI Win: 110		WON-LOST RECORD	WINNING PCT. RANK	LAST 10 GAMES	STRENGTH OF SCHEDULE	OPP. STRENGTH OF SCHEDULE	TEAM RPI	ADJ RPI	CONF. RPI	ADJ CONF. RPI	
Average RPI Loss: 33											
DIV. I ONLY		16- 5	.7619 39	8- 2	37	35	24	.64583 24	4	3	
DIV. I NON-CONF.		10- 3	.76923 55	2- 0	58	55	38	.63071 36	4	4	
<hr/>											
TOTALS		RPI 1-25	RPI 26-50		W-L RECORDS		RPI 51-100		RPI 101-150		RPI 150+
16- 5		2- 2	2- 2		OVERALL		5- 1		4- 0		3- 0
9- 2		0- 1	1- 1		HOME		3- 0		4- 0		1- 0
4- 2		1- 1	1- 1		AWAY		2- 0		0- 0		0- 0
3- 1		1- 0	0- 0		NEUTRAL		0- 1		0- 0		2- 0
10- 3		1- 0	2- 2		NON-CONFERENCE		1- 1		3- 0		3- 0
6- 1		0- 0	1- 1		HOME		1- 0		3- 0		1- 0
1- 1		0- 0	1- 1		AWAY		0- 0		0- 0		0- 0
3- 1		1- 0	0- 0		NEUTRAL		0- 1		0- 0		2- 0
6- 2		1- 2	0- 0		CONFERENCE		4- 0		1- 0		0- 0
3- 1		0- 1	0- 0		HOME		2- 0		1- 0		0- 0
3- 1		1- 1	0- 0		AWAY		2- 0		0- 0		0- 0
0- 0		0- 0	0- 0		NEUTRAL		0- 0		0- 0		0- 0
RPI S	Opponent	Score	RPI S	Opponent	Score	RPI S	Opponent	Score	RPI S	Opponent	Score
6 A	Texas	0 3	28 H	LSU	3 1	53 H	West Virginia	3 0	117 H	UTSA	3 1
11 H	Kansas	0 3	39 H	Florida St.	1 3	60 N	Col. of Charleston	2 3	118 H	Illinois St.	3 0
17 N	BYU	3 2	44 A	Washington St.	3 2	74 H	Texas St.	3 1	137 H	St. John's (NY)	3 0
19 A	Iowa St.	3 0	49 A	Hawaii	2 3	78 A	TCU	3 0	138 H	Oklahoma	3 1
						96 H	Texas Tech	3 1	197 H	UC Santa Barbara	3 0
						100 A	Kansas St.	3 1	223 N	Nevada	3 1
									313 N	Quinnipiac	3 0
<hr/>											
LAST 10 GAMES											
11 H	Kansas	0 3	6 A	Texas	0 3	78 A	TCU	3 0			
100 A	Kansas St.	3 1	96 H	Texas Tech	3 1	117 H	UTSA	3 1			
53 H	West Virginia	3 0	137 H	St. John's (NY)	3 0						
19 A	Iowa St.	3 0									
138 H	Oklahoma	3 1									

Non-Div. I Games:

Baylor

Average RPI Win:		113	WON-LOST RECORD		WINNING PCT. RANK		LAST 10 GAMES		STRENGTH OF SCHEDULE		OPP. STRENGTH OF SCHEDULE		TEAM RPI		ADJ RPI		CONF. RPI		ADJ CONF. RPI		
DIV. I ONLY			14- 6		.7 67		8- 2		26		19		26		.64087 25		5 5				
DIV. I NON-CONF.			6- 4		.6 119		0- 0		5		12		30		.63857 30		5 5				
TOTALS		RPI 1-25		RPI 26-50		W-L RECORDS		RPI 51-100		RPI 101-150		RPI 150+									
14- 6		0- 4		5- 2		OVERALL		3- 0		1- 0		5- 0									
8- 1		0- 1		4- 0		HOME		2- 0		0- 0		2- 0									
4- 4		0- 2		1- 2		AWAY		0- 0		1- 0		2- 0									
2- 1		0- 1		0- 0		NEUTRAL		1- 0		0- 0		1- 0									
6- 4		0- 4		1- 0		NON-CONFERENCE		2- 0		0- 0		3- 0									
3- 1		0- 1		1- 0		HOME		1- 0		0- 0		1- 0									
1- 2		0- 2		0- 0		AWAY		0- 0		0- 0		1- 0									
2- 1		0- 1		0- 0		NEUTRAL		1- 0		0- 0		1- 0									
8- 2		0- 0		4- 2		CONFERENCE		1- 0		1- 0		2- 0									
5- 0		0- 0		3- 0		HOME		1- 0		0- 0		1- 0									
3- 2		0- 0		1- 2		AWAY		0- 0		1- 0		1- 0									
0- 0		0- 0		0- 0		NEUTRAL		0- 0		0- 0		0- 0									
RPI	S	Opponent		Score		RPI	S	Opponent		Score		RPI	S	Opponent		Score					
2	N	Minnesota		1	3	30	H	Notre Dame		3	2	55	H	Kennesaw St.		3	0	146	A	Virginia Tech 3 1	
4	A	Kentucky		0	3	35	H	Western Ky.		3	1	58	N	UC Irvine		3	0	166	A	UNLV 3 0	
8	A	Wisconsin		0	3	37	A	Miami (FL)		1	3	79	H	Georgia Tech		3	0	211	A	Virginia 3 1	
23	H	Illinois		0	3	37	H	Miami (FL)		3	0							218	H	Kent St. 3 0	
						39	A	Florida St.		3	0							234	N	Weber St. 3 1	
						39	H	Florida St.		3	0							238	H	Clemson 3 0	
						47	A	North Carolina		2	3										
LAST 10 GAMES																					
						39	A	Florida St.		3	0			146		A	Virginia Tech		3	1	
						37	A	Miami (FL)		1	3			37		H	Miami (FL)		3	0	
						79	H	Georgia Tech		3	0			39		H	Florida St.		3	0	
						238	H	Clemson		3	0			47		A	North Carolina		2	3	
						211	A	Virginia		3	1			30		H	Notre Dame		3	2	

Non-Div. I Games:

Louisville

Average RPI Win:		143	WON-LOST RECORD		WINNING PCT. RANK		LAST 10 GAMES		STRENGTH OF SCHEDULE		OPP. STRENGTH OF SCHEDULE		TEAM RPI		ADJ RPI		CONF. RPI		ADJ CONF. RPI	
Average RPI Loss:		11																		
DIV. I ONLY			19- 2		.90476 8		10- 0		99		56		25		.63848 26		9		9	
DIV. I NON-CONF.			10- 2		.83333 31		1- 0		37		27		15		.66472 15		8		8	
TOTALS		RPI 1-25		RPI 26-50		W-L RECORDS		RPI 51-100		RPI 101-150		RPI 150+								
19- 2		1- 2		1- 0		OVERALL		3- 0		4- 0		10- 0								
4- 0		0- 0		0- 0		HOME		0- 0		0- 0		4- 0								
8- 2		0- 2		1- 0		AWAY		0- 0		2- 0		5- 0								
7- 0		1- 0		0- 0		NEUTRAL		3- 0		2- 0		1- 0								
10- 2		1- 2		0- 0		NON-CONFERENCE		3- 0		3- 0		3- 0								
0- 0		0- 0		0- 0		HOME		0- 0		0- 0		0- 0								
3- 2		0- 2		0- 0		AWAY		0- 0		1- 0		2- 0								
7- 0		1- 0		0- 0		NEUTRAL		3- 0		2- 0		1- 0								
9- 0		0- 0		1- 0		CONFERENCE		0- 0		1- 0		7- 0								
4- 0		0- 0		0- 0		HOME		0- 0		0- 0		4- 0								
5- 0		0- 0		1- 0		AWAY		0- 0		1- 0		3- 0								
0- 0		0- 0		0- 0		NEUTRAL		0- 0		0- 0		0- 0								
RPI S	Opponent		Score		RPI S	Opponent		Score		RPI S	Opponent		Score		RPI S	Opponent		Score		
10 A	Oregon		0	3	49 A	Hawaii		3	2	52 N	High Point		3	0	105 N	Santa Clara		3	0	
12 A	Washington		0	3						54 N	Dayton		3	0	115 N	IUPUI		3	0	
18 N	Wichita St.		3	2						75 N	North Dakota		3	0	116 A	Green Bay		3	0	
															135 A	UC Davis		3	0	
															161 H	UC Riverside		3	0	
															175 A	CSUN		3	0	
															175 H	CSUN		3	0	
															177 A	Northern Ill.		3	0	
															179 N	Duquesne		3	0	
															189 A	Seattle U		3	0	
															197 A	UC Santa Barbara		3	1	
															229 A	Long Beach St.		3	1	
															229 H	Long Beach St.		3	0	
															292 H	Cal St. Fullerton		3	0	
				LAST 10 GAMES																
					229 H	Long Beach St.		3	0	229 A	Long Beach St.		3	1						
					175 H	CSUN		3	0	161 H	UC Riverside		3	0						
					197 A	UC Santa Barbara		3	1	292 H	Cal St. Fullerton		3	0						
					49 A	Hawaii		3	2	135 A	UC Davis		3	0						
					175 A	CSUN		3	0	116 A	Green Bay		3	0						

Non-Div. I Games:

Cal Poly

Average RPI Win: 129		WON-LOST	WINNING	LAST 10	STRENGTH OF		OPP. STRENGTH	TEAM	ADJ	CONF.	ADJ CONF.
Average RPI Loss: 18		RECORD	PCT. RANK	GAMES	SCHEDULE		OF SCHEDULE	RPI	RPI	RPI	RPI
DIV. I ONLY		15- 7	.68182	73	5- 5		17	42	27	.63274	27
DIV. I NON-CONF.		10- 2	.83333	31	0- 0		46	140	28	.63777	31
TOTALS		RPI 1-25	RPI 26-50		W-L RECORDS		RPI 51-100		RPI 101-150		RPI 150+
15- 7		1- 6	1- 0		OVERALL		4- 1		4- 0		5- 0
6- 1		0- 1	0- 0		HOME		2- 0		4- 0		0- 0
4- 5		1- 4	1- 0		AWAY		2- 1		0- 0		0- 0
5- 1		0- 1	0- 0		NEUTRAL		0- 0		0- 0		5- 0
10- 2		0- 1	0- 0		NON-CONFERENCE		3- 1		2- 0		5- 0
3- 0		0- 0	0- 0		HOME		1- 0		2- 0		0- 0
2- 1		0- 0	0- 0		AWAY		2- 1		0- 0		0- 0
5- 1		0- 1	0- 0		NEUTRAL		0- 0		0- 0		5- 0
5- 5		1- 5	1- 0		CONFERENCE		1- 0		2- 0		0- 0
3- 1		0- 1	0- 0		HOME		1- 0		2- 0		0- 0
2- 4		1- 4	1- 0		AWAY		0- 0		0- 0		0- 0
0- 0		0- 0	0- 0		NEUTRAL		0- 0		0- 0		0- 0
RPI S	Opponent	Score	RPI S	Opponent	Score	RPI S	Opponent	Score	RPI S	Opponent	Score
2 N	Minnesota	1 3	44 A	Washington St.	3 2	65 A	North Texas	0 3	102 H	Arizona St.	3 1
7 H	Stanford	0 3				69 H	California	3 0	104 H	Arizona	3 0
9 A	Utah	0 3				88 A	Boise St.	3 0	124 H	Idaho	3 0
10 A	Oregon	0 3				95 A	Portland	3 1	129 H	Pacific	3 1
12 A	Washington	3 2				100 H	Kansas St.	3 0	174 N	Campbell	3 0
14 A	Southern California	1 3							198 N	Alabama St.	3 0
21 A	Colorado	2 3							203 N	Idaho St.	3 0
									215 N	Fresno St.	3 0
									277 N	New Orleans	3 0
LAST 10 GAMES											
			102 H	Arizona St.	3 1	69 H	California	3 0			
			104 H	Arizona	3 0	9 A	Utah	0 3			
			44 A	Washington St.	3 2	21 A	Colorado	2 3			
			12 A	Washington	3 2	14 A	Southern California	1 3			
			7 H	Stanford	0 3	10 A	Oregon	0 3			

Non-Div. I Games:

Oregon St.

Average RPI Win: 140		WON-LOST RECORD		WINNING PCT. RANK		LAST 10 GAMES		STRENGTH OF SCHEDULE		OPP. STRENGTH OF SCHEDULE		TEAM RPI		ADJ RPI		CONF. RPI		ADJ CONF. RPI	
DIV. I ONLY		16- 4		.8 26		8- 2		60		46		28		.63129 28		3		4	
DIV. I NON-CONF.		9- 2		.81818 40		1- 0		153		133		61		.58829 63		3		3	
TOTALS		RPI 1-25		RPI 26-50		W-L RECORDS		RPI 51-100		RPI 101-150		RPI 150+							
16- 4		0- 3		4- 1		OVERALL		3- 0		2- 0		7- 0							
6- 0		0- 0		3- 0		HOME		1- 0		0- 0		2- 0							
5- 4		0- 3		1- 1		AWAY		1- 0		1- 0		2- 0							
5- 0		0- 0		0- 0		NEUTRAL		1- 0		1- 0		3- 0							
9- 2		0- 1		0- 1		NON-CONFERENCE		2- 0		1- 0		6- 0							
1- 0		0- 0		0- 0		HOME		0- 0		0- 0		1- 0							
3- 2		0- 1		0- 1		AWAY		1- 0		0- 0		2- 0							
5- 0		0- 0		0- 0		NEUTRAL		1- 0		1- 0		3- 0							
7- 2		0- 2		4- 0		CONFERENCE		1- 0		1- 0		1- 0							
5- 0		0- 0		3- 0		HOME		1- 0		0- 0		1- 0							
2- 2		0- 2		1- 0		AWAY		0- 0		1- 0		0- 0							
0- 0		0- 0		0- 0		NEUTRAL		0- 0		0- 0		0- 0							
RPI S	Opponent	Score		RPI S	Opponent	Score		RPI S	Opponent	Score		RPI S	Opponent	Score					
3 A	Florida	0	3	36 A	Auburn	3	0	52 A	High Point	3	2	125 A	South Carolina	3	1				
4 A	Kentucky	0	3	40 H	Arkansas	3	2	56 H	Ole Miss	3	2	143 N	LIU Brooklyn	3	0				
24 A	Baylor	1	3	41 H	Texas A&M	3	0	66 N	Northwestern	3	2	176 A	UConn	3	2				
				43 H	Alabama	3	1					181 A	South Fla.	3	0				
				47 A	North Carolina	1	3					185 H	Mississippi St.	3	0				
												195 H	Houston	3	0				
												287 N	Iona	3	0				
												299 N	Hartford	3	0				
												318 N	Ark.-Pine Bluff	3	0				
				LAST 10 GAMES															
				56 H	Ole Miss	3	2	3 A	Florida	0	3								
				43 H	Alabama	3	1	125 A	South Carolina	3	1								
				36 A	Auburn	3	0	4 A	Kentucky	0	3								
				40 H	Arkansas	3	2	41 H	Texas A&M	3	0								
				185 H	Mississippi St.	3	0	195 H	Houston	3	0								

Non-Div. I Games:

LSU

Average RPI Win: 119		WON-LOST	WINNING	LAST 10	STRENGTH OF		OPP. STRENGTH	TEAM	ADJ	CONF.	ADJ CONF.
Average RPI Loss: 14		RECORD	PCT. RANK	GAMES	SCHEDULE		OF SCHEDULE	RPI	RPI	RPI	RPI
DIV. I ONLY		14- 8	.63636	97	4- 6		19	17	29	.62682	29
DIV. I NON-CONF.		10- 2	.83333	31	0- 0		67	66	32	.63449	33
TOTALS		RPI 1-25	RPI 26-50		W-L RECORDS		RPI 51-100		RPI 101-150		RPI 150+
14- 8		0- 6	4- 2		OVERALL		2- 0		3- 0		5- 0
8- 1		0- 1	3- 0		HOME		1- 0		2- 0		2- 0
3- 7		0- 5	1- 2		AWAY		1- 0		0- 0		1- 0
3- 0		0- 0	0- 0		NEUTRAL		0- 0		1- 0		2- 0
10- 2		0- 1	1- 1		NON-CONFERENCE		2- 0		3- 0		4- 0
6- 0		0- 0	1- 0		HOME		1- 0		2- 0		2- 0
1- 2		0- 1	0- 1		AWAY		1- 0		0- 0		0- 0
3- 0		0- 0	0- 0		NEUTRAL		0- 0		1- 0		2- 0
4- 6		0- 5	3- 1		CONFERENCE		0- 0		0- 0		1- 0
2- 1		0- 1	2- 0		HOME		0- 0		0- 0		0- 0
2- 5		0- 4	1- 1		AWAY		0- 0		0- 0		1- 0
0- 0		0- 0	0- 0		NEUTRAL		0- 0		0- 0		0- 0
RPI S	Opponent	Score	RPI S	Opponent	Score	RPI S	Opponent	Score	RPI S	Opponent	Score
1 A	Penn St.	0 3	31 A	Ohio St.	3 1	59 H	Butler	3 0	113 H	Cincinnati	3 0
2 A	Minnesota	1 3	31 H	Ohio St.	3 1	80 A	Loyola Marymount	3 0	114 N	Ball St.	3 1
2 H	Minnesota	0 3	32 A	Colorado St.	0 3				116 H	Green Bay	3 1
8 A	Wisconsin	0 3	38 H	NC State	3 0				196 H	Milwaukee	3 0
13 A	Michigan St.	1 3	42 A	Iowa	1 3				201 N	Albany (NY)	3 0
14 A	Southern California	1 3	45 H	Maryland	3 1				203 N	Idaho St.	3 0
									213 H	New Hampshire	3 0
									232 A	Rutgers	3 1
LAST 10 GAMES											
			31 A	Ohio St.	3 1	42 A	Iowa	1 3			
			13 A	Michigan St.	1 3	45 H	Maryland	3 1			
			1 A	Penn St.	0 3	31 H	Ohio St.	3 1			
			232 A	Rutgers	3 1	8 A	Wisconsin	0 3			
			2 H	Minnesota	0 3	2 A	Minnesota	1 3			

Non-Div. I Games:

Michigan

Average RPI Win: 131		WON-LOST	WINNING	LAST 10	STRENGTH OF		OPP. STRENGTH	TEAM	ADJ	CONF.	ADJ CONF.
Average RPI Loss: 42		RECORD	PCT. RANK	GAMES	SCHEDULE		OF SCHEDULE	RPI	RPI	RPI	RPI
DIV. I ONLY		16-5	.7619	39	65		44	33	.62421	30	5
DIV. I NON-CONF.		10-1	.90909	15	71		70	21	.65464	21	5
TOTALS		RPI 1-25	RPI 26-50		W-L RECORDS		RPI 51-100		RPI 101-150		RPI 150+
16-5	1-1	4-3		OVERALL		1-1		3-0		7-0	
9-2	1-0	2-1		HOME		0-1		1-0		5-0	
6-3	0-1	2-2		AWAY		0-0		2-0		2-0	
1-0	0-0	0-0		NEUTRAL		1-0		0-0		0-0	
10-1	1-0	1-1		NON-CONFERENCE		1-0		2-0		5-0	
7-0	1-0	1-0		HOME		0-0		1-0		4-0	
2-1	0-0	0-1		AWAY		0-0		1-0		1-0	
1-0	0-0	0-0		NEUTRAL		1-0		0-0		0-0	
6-4	0-1	3-2		CONFERENCE		0-1		1-0		2-0	
2-2	0-0	1-1		HOME		0-1		0-0		1-0	
4-2	0-1	2-1		AWAY		0-0		1-0		1-0	
0-0	0-0	0-0		NEUTRAL		0-0		0-0		0-0	
RPI S	Opponent	Score		RPI S	Opponent	Score		RPI S	Opponent	Score	
13 H	Michigan St.	3	0	31 A	Ohio St.	0	3	51 N	VCU	3	1
25 A	Louisville	2	3	31 H	Ohio St.	3	1	79 H	Georgia Tech	1	3
				37 A	Miami (FL)	3	2				
				37 H	Miami (FL)	1	3				
				38 A	NC State	2	3				
				39 A	Florida St.	3	1				
				39 H	Florida St.	3	2				
				LAST 10 GAMES							
				37 A	Miami (FL)	3	2	211 A	Virginia	3	1
				39 A	Florida St.	3	1	39 H	Florida St.	3	2
				238 H	Clemson	3	0	37 H	Miami (FL)	1	3
				79 H	Georgia Tech	1	3	38 A	NC State	2	3
				146 A	Virginia Tech	3	1	25 A	Louisville	2	3

Non-Div. I Games:

Notre Dame

Average RPI Win: 103		WON-LOST	WINNING	LAST 10	STRENGTH OF		OPP. STRENGTH	TEAM	ADJ	CONF.	ADJ CONF.
Average RPI Loss: 23		RECORD	PCT. RANK	GAMES	SCHEDULE		OF SCHEDULE	RPI	RPI	RPI	RPI
DIV. I ONLY		11- 10	.52381	151	4		23	31	.62331	31	1
DIV. I NON-CONF.		7- 4	.63636	99	8		61	34	.63551	32	2
TOTALS		RPI 1-25	RPI 26-50		W-L RECORDS		RPI 51-100		RPI 101-150		RPI 150+
11- 10		1- 5	2- 5		OVERALL		3- 0		2- 0		3- 0
7- 5		0- 2	2- 3		HOME		2- 0		1- 0		2- 0
2- 5		1- 3	0- 2		AWAY		1- 0		0- 0		0- 0
2- 0		0- 0	0- 0		NEUTRAL		0- 0		1- 0		1- 0
7- 4		0- 1	1- 3		NON-CONFERENCE		2- 0		2- 0		2- 0
5- 2		0- 0	1- 2		HOME		2- 0		1- 0		1- 0
0- 2		0- 1	0- 1		AWAY		0- 0		0- 0		0- 0
2- 0		0- 0	0- 0		NEUTRAL		0- 0		1- 0		1- 0
4- 6		1- 4	1- 2		CONFERENCE		1- 0		0- 0		1- 0
2- 3		0- 2	1- 1		HOME		0- 0		0- 0		1- 0
2- 3		1- 2	0- 1		AWAY		1- 0		0- 0		0- 0
0- 0		0- 0	0- 0		NEUTRAL		0- 0		0- 0		0- 0
RPI S	Opponent	Score	RPI S	Opponent	Score	RPI S	Opponent	Score	RPI S	Opponent	Score
1 H	Penn St.	2 3	29 A	Michigan	1 3	54 H	Dayton	3 0	134 H	Oakland	3 1
2 H	Minnesota	0 3	29 H	Michigan	1 3	66 A	Northwestern	3 0	145 N	UTRGV	3 0
13 A	Michigan St.	0 3	30 A	Notre Dame	1 3	82 H	Lipscomb	3 0	152 N	Saint Louis	3 1
17 A	BYU	1 3	30 H	Notre Dame	3 0				177 H	Northern Ill.	3 1
20 A	Purdue	3 1	35 H	Western Ky.	0 3				232 H	Rutgers	3 0
23 A	Illinois	0 3	45 H	Maryland	3 0						
			48 H	Missouri St.	1 3						
LAST 10 GAMES											
			29 H	Michigan	1 3	1 H	Penn St.	2 3			
			2 H	Minnesota	0 3	13 A	Michigan St.	0 3			
			66 A	Northwestern	3 0	29 A	Michigan	1 3			
			23 A	Illinois	0 3	20 A	Purdue	3 1			
			232 H	Rutgers	3 0	45 H	Maryland	3 0			

Non-Div. I Games:

Ohio St.

Average RPI Win: 131		WON-LOST RECORD		WINNING PCT. RANK		LAST 10 GAMES		STRENGTH OF SCHEDULE		OPP. STRENGTH OF SCHEDULE		TEAM RPI		ADJ RPI		CONF. RPI		ADJ CONF. RPI	
DIV. I ONLY		16- 5		.7619 39		9- 1		66		38		32		.6194 32		5		5	
DIV. I NON-CONF.		7- 4		.63636 99		0- 0		45		35		49		.60214 49		5		5	
TOTALS		RPI 1-25		RPI 26-50		W-L RECORDS		RPI 51-100		RPI 101-150		RPI 150+							
16- 5		0- 3		3- 2		OVERALL		1- 0		6- 0		6- 0							
8- 1		0- 0		1- 1		HOME		0- 0		3- 0		4- 0							
5- 2		0- 1		2- 1		AWAY		1- 0		1- 0		1- 0							
3- 2		0- 2		0- 0		NEUTRAL		0- 0		2- 0		1- 0							
7- 4		0- 3		0- 1		NON-CONFERENCE		1- 0		3- 0		3- 0							
3- 0		0- 0		0- 0		HOME		0- 0		1- 0		2- 0							
1- 2		0- 1		0- 1		AWAY		1- 0		0- 0		0- 0							
3- 2		0- 2		0- 0		NEUTRAL		0- 0		2- 0		1- 0							
9- 1		0- 0		3- 1		CONFERENCE		0- 0		3- 0		3- 0							
5- 1		0- 0		1- 1		HOME		0- 0		2- 0		2- 0							
4- 0		0- 0		2- 0		AWAY		0- 0		1- 0		1- 0							
0- 0		0- 0		0- 0		NEUTRAL		0- 0		0- 0		0- 0							
RPI S	Opponent		Score		RPI S	Opponent		Score		RPI S	Opponent		Score		RPI S	Opponent		Score	
12 A	Washington		0	3	35 A	Western Ky.		2	3	54 A	Dayton		3	0	106 H	Cleveland St.		3	0
15 N	Creighton		0	3	37 A	Miami (FL)		3	1						111 A	Syracuse		3	0
19 N	Iowa St.		2	3	38 H	NC State		1	3						111 H	Syracuse		3	1
					39 A	Florida St.		3	1						127 N	ETSU		3	1
					47 H	North Carolina		3	0						146 H	Virginia Tech		3	0
															149 N	Saint Mary's (CA)		3	2
															152 N	Saint Louis		3	0
															194 H	Eastern Ky.		3	0
															197 H	UC Santa Barbara		3	0
															208 A	Boston College		3	0
															208 H	Boston College		3	1
															211 H	Virginia		3	0
LAST 10 GAMES																			
					38 H	NC State		1	3	39 A	Florida St.		3	1					
					47 H	North Carolina		3	0	146 H	Virginia Tech		3	0					
					208 A	Boston College		3	0	211 H	Virginia		3	0					
					111 A	Syracuse		3	0	208 H	Boston College		3	1					
					37 A	Miami (FL)		3	1	111 H	Syracuse		3	1					

Non-Div. I Games:

Pittsburgh

Average RPI Win: 147		WON-LOST RECORD		WINNING PCT. RANK		LAST 10 GAMES		STRENGTH OF SCHEDULE		OPP. STRENGTH OF SCHEDULE		TEAM RPI		ADJ RPI		CONF. RPI		ADJ CONF. RPI	
DIV. I ONLY		20- 2		.90909 6		10- 0		149		66		30		.6194 32		11		11	
DIV. I NON-CONF.		10- 2		.83333 31		0- 0		144		36		42		.61047 42		10		10	
TOTALS		RPI 1-25		RPI 26-50		W-L RECORDS		RPI 51-100		RPI 101-150		RPI 150+							
20- 2		0- 1		2- 0		OVERALL		3- 1		3- 0		12- 0							
11- 2		0- 1		1- 0		HOME		0- 1		3- 0		7- 0							
7- 0		0- 0		1- 0		AWAY		2- 0		0- 0		4- 0							
2- 0		0- 0		0- 0		NEUTRAL		1- 0		0- 0		1- 0							
10- 2		0- 1		2- 0		NON-CONFERENCE		1- 1		2- 0		5- 0							
7- 2		0- 1		1- 0		HOME		0- 1		2- 0		4- 0							
1- 0		0- 0		1- 0		AWAY		0- 0		0- 0		0- 0							
2- 0		0- 0		0- 0		NEUTRAL		1- 0		0- 0		1- 0							
10- 0		0- 0		0- 0		CONFERENCE		2- 0		1- 0		7- 0							
4- 0		0- 0		0- 0		HOME		0- 0		1- 0		3- 0							
6- 0		0- 0		0- 0		AWAY		2- 0		0- 0		4- 0							
0- 0		0- 0		0- 0		NEUTRAL		0- 0		0- 0		0- 0							
RPI S	Opponent		Score		RPI S	Opponent		Score		RPI S	Opponent		Score		RPI S	Opponent		Score	
21 H	Colorado		2 3		29 H	Michigan		3 0		78 N	TCU		3 2		112 H	UCF		3 1	
					39 A	Florida St.		3 0		81 H	Duke		2 3		114 H	Ball St.		3 1	
										88 A	Boise St.		3 2		126 H	San Jose St.		3 0	
										98 A	Wyoming		3 0		166 A	UNLV		3 0	
															166 H	UNLV		3 0	
															167 A	New Mexico		3 2	
															167 H	New Mexico		3 0	
															168 H	Northern Colo.		3 0	
															173 H	Xavier		3 0	
															182 A	Utah St.		3 0	
															201 H	Albany (NY)		3 0	
															203 H	Idaho St.		3 0	
															220 N	UNC Asheville		3 0	
															222 A	Air Force		3 0	
															223 H	Nevada		3 0	
					LAST 10 GAMES														
					167 A	New Mexico		3 2		88 A	Boise St.		3 2						
					166 A	UNLV		3 0		222 A	Air Force		3 0						
					223 H	Nevada		3 0		98 A	Wyoming		3 0						
					126 H	San Jose St.		3 0		166 H	UNLV		3 0						
					182 A	Utah St.		3 0		167 H	New Mexico		3 0						

Non-Div. I Games:

Colorado St.

Average RPI Win:	137	WON-LOST RECORD	WINNING PCT. RANK	LAST 10 GAMES	STRENGTH OF SCHEDULE	OPP. STRENGTH OF SCHEDULE	TEAM RPI	ADJ RPI	CONF. RPI	ADJ CONF. RPI	
DIV. I ONLY		15- 7	.68182 73	8- 2	43	39	39	.61675 34	7	7	
DIV. I NON-CONF.		6- 5	.54545 141	0- 0	18	15	47	.6091 44	7	7	
<hr/>											
TOTALS	RPI 1-25	RPI 26-50		W-L RECORDS	RPI 51-100		RPI 101-150		RPI 150+		
15- 7	1- 5	1- 0		OVERALL	3- 2		3- 0		7- 0		
7- 2	1- 1	0- 0		HOME	1- 1		1- 0		4- 0		
6- 2	0- 1	1- 0		AWAY	1- 1		1- 0		3- 0		
2- 3	0- 3	0- 0		NEUTRAL	1- 0		1- 0		0- 0		
<hr/>											
6- 5	0- 5	1- 0		NON-CONFERENCE	1- 0		2- 0		2- 0		
1- 1	0- 1	0- 0		HOME	0- 0		0- 0		1- 0		
3- 1	0- 1	1- 0		AWAY	0- 0		1- 0		1- 0		
2- 3	0- 3	0- 0		NEUTRAL	1- 0		1- 0		0- 0		
<hr/>											
9- 2	1- 0	0- 0		CONFERENCE	2- 2		1- 0		5- 0		
6- 1	1- 0	0- 0		HOME	1- 1		1- 0		3- 0		
3- 1	0- 0	0- 0		AWAY	1- 1		0- 0		2- 0		
0- 0	0- 0	0- 0		NEUTRAL	0- 0		0- 0		0- 0		
<hr/>											
RPI S	Opponent	Score		RPI S	Opponent	Score		RPI S	Opponent	Score	
4 H	Kentucky	1	3	49 A	Hawaii	3	2	59 A	Butler	3	0
8 A	Wisconsin	1	3					59 H	Butler	2	3
15 H	Creighton	3	0					62 A	Villanova	2	3
16 N	UCLA	1	3					70 N	Miami (OH)	3	0
18 N	Wichita St.	2	3					84 H	Seton Hall	3	0
22 N	San Diego	0	3								
<hr/>											
				LAST 10 GAMES							
				59 H Butler		2	3	15 H Creighton		3	0
				173 H Xavier		3	0	227 H DePaul		3	0
				187 A Georgetown		3	0	173 A Xavier		3	1
				62 A Villanova		2	3	137 H St. John's (NY)		3	0
				157 H Providence		3	0	84 H Seton Hall		3	0

Non-Div. I Games:

Marquette

Average RPI Win:		159	WON-LOST RECORD		WINNING PCT. RANK		LAST 10 GAMES		STRENGTH OF SCHEDULE		OPP. STRENGTH OF SCHEDULE		TEAM RPI		ADJ RPI		CONF. RPI		ADJ CONF. RPI				
Average RPI Loss:		24																					
DIV. I ONLY			23- 2		.92		4		10- 0		168		71		34		.61656		35				
DIV. I NON-CONF.			14- 2		.875		22		1- 0		111		29		35		.6316		35				
TOTALS		RPI 1-25		RPI 26-50		W-L RECORDS		RPI 51-100		RPI 101-150		RPI 150+											
23- 2		0- 2		2- 0		OVERALL		5- 0		4- 0		12- 0											
10- 0		0- 0		1- 0		HOME		1- 0		3- 0		5- 0											
8- 1		0- 1		1- 0		AWAY		3- 0		1- 0		3- 0											
5- 1		0- 1		0- 0		NEUTRAL		1- 0		0- 0		4- 0											
14- 2		0- 2		2- 0		NON-CONFERENCE		4- 0		2- 0		6- 0											
5- 0		0- 0		1- 0		HOME		1- 0		1- 0		2- 0											
4- 1		0- 1		1- 0		AWAY		2- 0		1- 0		0- 0											
5- 1		0- 1		0- 0		NEUTRAL		1- 0		0- 0		4- 0											
9- 0		0- 0		0- 0		CONFERENCE		1- 0		2- 0		6- 0											
5- 0		0- 0		0- 0		HOME		0- 0		2- 0		3- 0											
4- 0		0- 0		0- 0		AWAY		1- 0		0- 0		3- 0											
0- 0		0- 0		0- 0		NEUTRAL		0- 0		0- 0		0- 0											
RPI	S	Opponent		Score		RPI	S	Opponent		Score		RPI	S	Opponent		Score							
23	N	Illinois		0	3	31	A	Ohio St.		3	0	54	N	Dayton		3	1	117	H	UTSA	3	0	
25	A	Louisville		1	3	32	H	Pittsburgh		3	2	67	H	Austin Peay		3	0	121	A	Belmont	3	0	
												70	A	Miami (OH)		3	1	127	H	ETSU		3	1
												82	A	Lipscomb		3	0	148	H	Southern Miss.		3	0
												85	A	Fla. Atlantic		3	2	152	H	Saint Louis		3	0
																		164	A	Charlotte		3	0
																		177	N	Northern Ill.		3	0
																		199	N	Northern Ariz.		3	0
																		218	N	Kent St.		3	0
																		233	N	Southern Ill.		3	0
																		239	H	Tennessee St.		3	0
																		240	A	UAB		3	0
						260	H	UTEP		3	0												
						280	H	Middle Tenn.		3	0												
						282	A	FIU		3	0												
						283	H	Louisiana Tech		3	0												
						LAST 10 GAMES																	
						117	H	UTSA		3	0	148	H	Southern Miss.		3	0						
						260	H	UTEP		3	0	280	H	Middle Tenn.		3	0						
						282	A	FIU		3	0	283	H	Louisiana Tech		3	0						
						240	A	UAB		3	0	164	A	Charlotte		3	0						
						67	H	Austin Peay		3	0	85	A	Fla. Atlantic		3	2						

Average RPI Win:	92	WON-LOST	WINNING	LAST 10	STRENGTH OF	OPP. STRENGTH	TEAM	ADJ	CONF.	ADJ CONF.		
Average RPI Loss:	38	RECORD	PCT. RANK	GAMES	SCHEDULE	OF SCHEDULE	RPI	RPI	RPI	RPI		
DIV. I ONLY		11- 8	.57895	127	4- 6	16	20	37	.616	36	3	4
DIV. I NON-CONF.		7- 2	.77778	50	0- 0	30	48	24	.64669	24	3	3
<hr/>												
TOTALS	RPI 1-25	RPI 26-50		W-L RECORDS		RPI 51-100		RPI 101-150		RPI 150+		
11- 8	0- 3	3- 4		OVERALL		6- 0		0- 1		2- 0		
4- 4	0- 1	1- 2		HOME		1- 0		0- 1		2- 0		
4- 3	0- 1	0- 2		AWAY		4- 0		0- 0		0- 0		
3- 1	0- 1	2- 0		NEUTRAL		1- 0		0- 0		0- 0		
7- 2	0- 1	2- 1		NON-CONFERENCE		3- 0		0- 0		2- 0		
3- 0	0- 0	0- 0		HOME		1- 0		0- 0		2- 0		
1- 1	0- 0	0- 1		AWAY		1- 0		0- 0		0- 0		
3- 1	0- 1	2- 0		NEUTRAL		1- 0		0- 0		0- 0		
4- 6	0- 2	1- 3		CONFERENCE		3- 0		0- 1		0- 0		
1- 4	0- 1	1- 2		HOME		0- 0		0- 1		0- 0		
3- 2	0- 1	0- 1		AWAY		3- 0		0- 0		0- 0		
0- 0	0- 0	0- 0		NEUTRAL		0- 0		0- 0		0- 0		
RPI	S	Opponent	Score	RPI	S	Opponent	Score	RPI	S	Opponent	Score	
3	H	Florida	1 <div>3</div>	28	H	LSU	0 <div>3</div>	56	A	Ole Miss	3 1	
4	A	Kentucky	1 <div>3</div>	38	N	NC State	3 2	57	A	Tennessee	3 2	
13	N	Michigan St.	0 <div>3</div>	39	A	Florida St.	2 <div>3</div>	72	A	Georgia	3 0	
				40	H	Arkansas	3 0	79	A	Georgia Tech	3 0	
				41	A	Texas A&M	1 <div>3</div>	93	H	South Ala.	3 0	
				47	N	North Carolina	3 1	93	N	Furman	3 1	
				50	H	Missouri	2 <div>3</div>					
<hr/>												
LAST 10 GAMES												
3	H	Florida	1 <div>3</div>	57	A	Tennessee	3 2					
125	H	South Carolina	1 <div>3</div>	40	H	Arkansas	3 0					
41	A	Texas A&M	1 <div>3</div>	50	H	Missouri	2 <div>3</div>					
28	H	LSU	0 <div>3</div>	72	A	Georgia	3 0					
4	A	Kentucky	1 <div>3</div>	56	A	Ole Miss	3 1					

Non-Div. I Games:

Auburn

Average RPI Win: 138		WON-LOST	WINNING	LAST 10	STRENGTH OF		OPP. STRENGTH	TEAM	ADJ	CONF.	ADJ CONF.
Average RPI Loss: 32		RECORD	PCT. RANK	GAMES	SCHEDULE		OF SCHEDULE	RPI	RPI	RPI	RPI
DIV. I ONLY		12- 4	.75	47	6- 4		59	61	35	.61582	37
DIV. I NON-CONF.		6- 0	1	1	0- 0		142	180	31	.63433	34
TOTALS		RPI 1-25	RPI 26-50		W-L RECORDS		RPI 51-100		RPI 101-150		RPI 150+
12- 4		1- 1	1- 3		OVERALL		2- 0		5- 0		3- 0
3- 2		1- 0	0- 2		HOME		0- 0		1- 0		1- 0
5- 2		0- 1	1- 1		AWAY		1- 0		3- 0		0- 0
4- 0		0- 0	0- 0		NEUTRAL		1- 0		1- 0		2- 0
6- 0		0- 0	0- 0		NON-CONFERENCE		1- 0		3- 0		2- 0
0- 0		0- 0	0- 0		HOME		0- 0		0- 0		0- 0
2- 0		0- 0	0- 0		AWAY		0- 0		2- 0		0- 0
4- 0		0- 0	0- 0		NEUTRAL		1- 0		1- 0		2- 0
6- 4		1- 1	1- 3		CONFERENCE		1- 0		2- 0		1- 0
3- 2		1- 0	0- 2		HOME		0- 0		1- 0		1- 0
3- 2		0- 1	1- 1		AWAY		1- 0		1- 0		0- 0
0- 0		0- 0	0- 0		NEUTRAL		0- 0		0- 0		0- 0
RPI S	Opponent	Score	RPI S	Opponent	Score	RPI S	Opponent	Score	RPI S	Opponent	Score
25 A	Louisville	0 3	30 A	Notre Dame	3 1	81 A	Duke	3 2	109 A	FGCU	3 0
25 H	Louisville	3 1	30 H	Notre Dame	2 3	85 N	Fla. Atlantic	3 2	112 N	UCF	3 0
			32 H	Pittsburgh	1 3				144 A	Wake Forest	3 0
			39 A	Florida St.	0 3				146 H	Virginia Tech	3 1
									148 A	Southern Miss.	3 2
									211 H	Virginia	3 2
									258 N	Little Rock	3 1
									310 N	Nicholls St.	3 0
LAST 10 GAMES											
			30 H	Notre Dame	2 3	39 A	Florida St.	0 3			
			25 H	Louisville	3 1	25 A	Louisville	0 3			
			144 A	Wake Forest	3 0	30 A	Notre Dame	3 1			
			81 A	Duke	3 2	211 H	Virginia	3 2			
			32 H	Pittsburgh	1 3	146 H	Virginia Tech	3 1			

Non-Div. I Games:

Miami (FL)

Average RPI Win:		121	WON-LOST RECORD		WINNING PCT. RANK	LAST 10 GAMES		STRENGTH OF SCHEDULE		OPP. STRENGTH OF SCHEDULE	TEAM RPI	ADJ RPI	CONF. RPI	ADJ CONF. RPI			
Average RPI Loss:		26															
DIV. I ONLY			14- 7		.66667	80	9- 1		44		30	41	.61454	38	5	5	
DIV. I NON-CONF.			5- 6		.45455	196	0- 0		14		18	63	.58998	60	5	5	
TOTALS		RPI 1-25		RPI 26-50		W-L RECORDS		RPI 51-100		RPI 101-150		RPI 150+					
14- 7		0- 3		3- 4		OVERALL		3- 0		4- 0		4- 0					
7- 3		0- 2		2- 1		HOME		1- 0		3- 0		1- 0					
4- 2		0- 0		1- 2		AWAY		2- 0		0- 0		1- 0					
3- 2		0- 1		0- 1		NEUTRAL		0- 0		1- 0		2- 0					
5- 6		0- 3		0- 3		NON-CONFERENCE		1- 0		2- 0		2- 0					
1- 3		0- 2		0- 1		HOME		0- 0		1- 0		0- 0					
1- 1		0- 0		0- 1		AWAY		1- 0		0- 0		0- 0					
3- 2		0- 1		0- 1		NEUTRAL		0- 0		1- 0		2- 0					
9- 1		0- 0		3- 1		CONFERENCE		2- 0		2- 0		2- 0					
6- 0		0- 0		2- 0		HOME		1- 0		2- 0		1- 0					
3- 1		0- 0		1- 1		AWAY		1- 0		0- 0		1- 0					
0- 0		0- 0		0- 0		NEUTRAL		0- 0		0- 0		0- 0					
RPI	S	Opponent		Score		RPI	S	Opponent		Score		RPI	S	Opponent		Score	
3	N	Florida		0	3	29	A	Michigan		0	3	52	A	High Point		3	0
11	H	Kansas		1	3	30	H	Notre Dame		3	2	79	A	Georgia Tech		3	1
11	H	Kansas		2	3	32	A	Pittsburgh		3	1	81	H	Duke		3	0
						36	N	Auburn		2	3						
						47	A	North Carolina		1	3						
						47	H	North Carolina		3	2						
						48	H	Missouri St.		2	3						
						LAST 10 GAMES											
						32	A	Pittsburgh		3	1	144	H	Wake Forest		3	0
						47	A	North Carolina		1	3	238	A	Clemson		3	0
						146	H	Virginia Tech		3	1	79	A	Georgia Tech		3	1
						211	H	Virginia		3	0	30	H	Notre Dame		3	2
						81	H	Duke		3	0	47	H	North Carolina		3	2

Non-Div. I Games:

NC State

Average RPI Win:		117	WON-LOST RECORD		WINNING PCT. RANK		LAST 10 GAMES		STRENGTH OF SCHEDULE		OPP. STRENGTH OF SCHEDULE		TEAM RPI		ADJ RPI		CONF. RPI		ADJ CONF. RPI					
DIV. I ONLY			11- 7		.61111		113		1- 0		29		29		42		.61402		39		5		5	
DIV. I NON-CONF.			6- 2		.75		58		1- 0		25		21		22		.65262		22		5		5	
TOTALS		RPI 1-25		RPI 26-50				W-L RECORDS				RPI 51-100				RPI 101-150				RPI 150+				
11- 7		1- 3		2- 4				OVERALL				2- 0				3- 0				3- 0				
6- 4		0- 1		2- 3				HOME				1- 0				1- 0				2- 0				
3- 3		1- 2		0- 1				AWAY				1- 0				1- 0				0- 0				
2- 0		0- 0		0- 0				NEUTRAL				0- 0				1- 0				1- 0				
6- 2		1- 1		1- 1				NON-CONFERENCE				1- 0				1- 0				2- 0				
3- 1		0- 0		1- 1				HOME				1- 0				0- 0				1- 0				
1- 1		1- 1		0- 0				AWAY				0- 0				0- 0				0- 0				
2- 0		0- 0		0- 0				NEUTRAL				0- 0				1- 0				1- 0				
5- 5		0- 2		1- 3				CONFERENCE				1- 0				2- 0				1- 0				
3- 3		0- 1		1- 2				HOME				0- 0				1- 0				1- 0				
2- 2		0- 1		0- 1				AWAY				1- 0				1- 0				0- 0				
0- 0		0- 0		0- 0				NEUTRAL				0- 0				0- 0				0- 0				
RPI	S	Opponent		Score		RPI	S	Opponent		Score		RPI	S	Opponent		Score		RPI	S	Opponent		Score		
3	A	Florida		0	3	30	A	Notre Dame		2	3	78	H	TCU		3	1	118	N	Illinois St.		3	2	
24	A	Baylor		3	1	30	H	Notre Dame		1	3	81	A	Duke		3	1	144	A	Wake Forest		3	1	
25	A	Louisville		0	3	32	H	Pittsburgh		1	3							146	H	Virginia Tech		3	1	
25	H	Louisville		0	3	32	H	Colorado St.		0	3							197	N	UC Santa Barbara		3	2	
						36	H	Auburn		3	2							211	H	Virginia		3	1	
						37	H	Miami (FL)		3	0							220	H	UNC Asheville		3	0	
LAST 10 GAMES																								
						36	H	Auburn		3	2	32	H	Pittsburgh		1	3							
						25	H	Louisville		0	3	37	H	Miami (FL)		3	0							
						30	H	Notre Dame		1	3	30	A	Notre Dame		2	3							
						81	A	Duke		3	1	25	A	Louisville		0	3							
						144	A	Wake Forest		3	1	146	H	Virginia Tech		3	1							

Non-Div. I Games:

Florida St.

Average RPI Win:	135	WON-LOST	WINNING	LAST 10	STRENGTH OF	OPP. STRENGTH	TEAM	ADJ	CONF.	ADJ CONF.		
Average RPI Loss:	22	RECORD	PCT. RANK	GAMES	SCHEDULE	OF SCHEDULE	RPI	RPI	RPI	RPI		
DIV. I ONLY		15- 6	.71429	60	6- 4	51	43	36	.61362	40	3	4
DIV. I NON-CONF.		10- 2	.83333	31	1- 0	74	105	36	.62551	37	3	3
<hr/>												
TOTALS	RPI 1-25	RPI 26-50		W-L RECORDS		RPI 51-100		RPI 101-150		RPI 150+		
15- 6	0- 3	1- 3		OVERALL		5- 0		3- 0		6- 0		
8- 1	0- 1	0- 0		HOME		2- 0		2- 0		4- 0		
4- 3	0- 0	1- 3		AWAY		2- 0		0- 0		1- 0		
3- 2	0- 2	0- 0		NEUTRAL		1- 0		1- 0		1- 0		
10- 2	0- 2	0- 0		NON-CONFERENCE		3- 0		2- 0		5- 0		
4- 0	0- 0	0- 0		HOME		0- 0		1- 0		3- 0		
3- 0	0- 0	0- 0		AWAY		2- 0		0- 0		1- 0		
3- 2	0- 2	0- 0		NEUTRAL		1- 0		1- 0		1- 0		
5- 4	0- 1	1- 3		CONFERENCE		2- 0		1- 0		1- 0		
4- 1	0- 1	0- 0		HOME		2- 0		1- 0		1- 0		
1- 3	0- 0	1- 3		AWAY		0- 0		0- 0		0- 0		
0- 0	0- 0	0- 0		NEUTRAL		0- 0		0- 0		0- 0		
RPI S	Opponent	Score	RPI S	Opponent	Score	RPI S	Opponent	Score	RPI S	Opponent	Score	
3 H	Florida	2 3	28 A	LSU	2 3	56 H	Ole Miss	3 2	111 N	Syracuse	3 0	
8 N	Wisconsin	0 3	36 A	Auburn	0 3	57 H	Tennessee	3 0	125 H	South Carolina	3 0	
14 N	Southern California	2 3	41 A	Texas A&M	3 0	68 N	Yale	3 0	128 H	Oral Roberts	3 0	
			43 A	Alabama	2 3	77 A	SMU	3 2	182 H	Utah St.	3 0	
						100 A	Kansas St.	3 2	185 H	Mississippi St.	3 0	
									188 N	Sam Houston St.	3 0	
									197 A	UC Santa Barbara	3 2	
									205 H	CSU Bakersfield	3 1	
									311 H	La.-Monroe	3 0	
			LAST 10 GAMES									
			185 H	Mississippi St.	3 0	36 A	Auburn	0 3				
			41 A	Texas A&M	3 0	43 A	Alabama	2 3				
			125 H	South Carolina	3 0	3 H	Florida	2 3				
			28 A	LSU	2 3	57 H	Tennessee	3 0				
			56 H	Ole Miss	3 2	77 A	SMU	3 2				

Non-Div. I Games:

Arkansas

Average RPI Win:		102	WON-LOST RECORD		WINNING PCT. RANK		LAST 10 GAMES		STRENGTH OF SCHEDULE		OPP. STRENGTH OF SCHEDULE		TEAM RPI		ADJ RPI		CONF. RPI		ADJ CONF. RPI				
DIV. I ONLY			6- 10		.375 238		3- 7		1		13		40		.6133 41		3		4				
DIV. I NON-CONF.			3- 4		.42857 209		0- 1		1		7		20		.65609 20		3		3				
TOTALS		RPI 1-25		RPI 26-50				W-L RECORDS				RPI 51-100				RPI 101-150				RPI 150+			
6- 10		0- 6		1- 3				OVERALL				3- 1				0- 0				2- 0			
4- 6		0- 3		1- 2				HOME				1- 1				0- 0				2- 0			
1- 4		0- 3		0- 1				AWAY				1- 0				0- 0				0- 0			
1- 0		0- 0		0- 0				NEUTRAL				1- 0				0- 0				0- 0			
3- 4		0- 4		0- 0				NON-CONFERENCE				2- 0				0- 0				1- 0			
2- 3		0- 3		0- 0				HOME				1- 0				0- 0				1- 0			
0- 1		0- 1		0- 0				AWAY				0- 0				0- 0				0- 0			
1- 0		0- 0		0- 0				NEUTRAL				1- 0				0- 0				0- 0			
3- 6		0- 2		1- 3				CONFERENCE				1- 1				0- 0				1- 0			
2- 3		0- 0		1- 2				HOME				0- 1				0- 0				1- 0			
1- 3		0- 2		0- 1				AWAY				1- 0				0- 0				0- 0			
0- 0		0- 0		0- 0				NEUTRAL				0- 0				0- 0				0- 0			
RPI	S	Opponent		Score		RPI	S	Opponent		Score		RPI	S	Opponent		Score		RPI	S	Opponent		Score	
1	H	Penn St.		2	3	28	A	LSU		0	3	51	H	VCU		3	0	185	H	Mississippi St.		3	0
3	A	Florida		1	3	36	H	Auburn		3	1	56	H	Ole Miss		1	3	188	H	Sam Houston St.		3	0
4	A	Kentucky		0	3	40	H	Arkansas		0	3	72	A	Georgia		3	0						
6	H	Texas		0	3	50	H	Missouri		1	3	82	N	Lipscomb		3	1						
7	H	Stanford		0	3																		
8	A	Wisconsin		0	3																		
LAST 10 GAMES																							
		56 H Ole Miss		1	3	3		A Florida		1	3												
		40 H Arkansas		0	3	72		A Georgia		3	0												
		36 H Auburn		3	1	50		H Missouri		1	3												
		4 A Kentucky		0	3	28		A LSU		0	3												
		185 H Mississippi St.		3	0	6		H Texas		0	3												

Non-Div. I Games:

Texas A&M

Iowa				Through Games Of Oct. 22, 2017										
Average RPI Win:	156	WON-LOST RECORD	WINNING PCT. RANK	LAST 10 GAMES	STRENGTH OF SCHEDULE	OPP. STRENGTH OF SCHEDULE	TEAM RPI	ADJ RPI	CONF. RPI	ADJ CONF. RPI				
Average RPI Loss:	8													
DIV. I ONLY		15- 8	.65217	89	4- 6	35	27	38	.61165	42	1	1		
DIV. I NON-CONF.		11- 2	.84615	26	0- 0	117	90	41	.60989	43	2	2		
<hr/>														
TOTALS		RPI 1-25		RPI 26-50		W-L RECORDS		RPI 51-100		RPI 101-150		RPI 150+		
15- 8		0- 8		1- 0		OVERALL		4- 0		2- 0		8- 0		
8- 5		0- 5		1- 0		HOME		1- 0		2- 0		4- 0		
5- 2		0- 2		0- 0		AWAY		2- 0		0- 0		3- 0		
2- 1		0- 1		0- 0		NEUTRAL		1- 0		0- 0		1- 0		
<hr/>														
11- 2		0- 2		0- 0		NON-CONFERENCE		2- 0		2- 0		7- 0		
6- 1		0- 1		0- 0		HOME		0- 0		2- 0		4- 0		
3- 0		0- 0		0- 0		AWAY		1- 0		0- 0		2- 0		
2- 1		0- 1		0- 0		NEUTRAL		1- 0		0- 0		1- 0		
<hr/>														
4- 6		0- 6		1- 0		CONFERENCE		2- 0		0- 0		1- 0		
2- 4		0- 4		1- 0		HOME		1- 0		0- 0		0- 0		
2- 2		0- 2		0- 0		AWAY		1- 0		0- 0		1- 0		
0- 0		0- 0		0- 0		NEUTRAL		0- 0		0- 0		0- 0		
<hr/>														
RPI	S	Opponent	Score		RPI	S	Opponent	Score		RPI	S	Opponent	Score	
1	A	Penn St.	1	3	29	H	Michigan	3	1	61	N	Princeton	3	0
2	A	Minnesota	0	3						66	H	Northwestern	3	0
2	H	Minnesota	0	3						90	A	Indiana	3	1
5	H	Nebraska	0	3						92	A	American	3	0
7	N	Stanford	0	3										
8	H	Wisconsin	0	3										
19	H	Iowa St.	1	3										
23	H	Illinois	2	3										
<hr/>														
LAST 10 GAMES														
66	H	Northwestern	3	0	29	H	Michigan	3	1					
23	H	Illinois	2	3	2	H	Minnesota	0	3					
2	A	Minnesota	0	3	8	H	Wisconsin	0	3					
90	A	Indiana	3	1	1	A	Penn St.	1	3					
5	H	Nebraska	0	3	232	A	Rutgers	3	0					

Non-Div. I Games:

Iowa

Non-Div. I Games:

Loss, Non-Conf, S Site, H Home, A Away, N Neutral Page 43

Average RPI Win:	167	WON-LOST	WINNING	LAST 10	STRENGTH OF	OPP. STRENGTH	TEAM	ADJ	CONF.	ADJ CONF.		
Average RPI Loss:	21	RECORD	PCT. RANK	GAMES	SCHEDULE	OF SCHEDULE	RPI	RPI	RPI	RPI		
DIV. I ONLY		13- 9	.59091	119	2- 8	18	59	45	.60594	44	2	2
DIV. I NON-CONF.		11- 1	.91667	10	0- 0	57	230	25	.64308	27	1	1
<hr/>												
TOTALS	RPI 1-25	RPI 26-50		W-L RECORDS		RPI 51-100		RPI 101-150		RPI 150+		
13- 9	1- 7	1- 1		OVERALL		2- 1		1- 0		8- 0		
4- 5	1- 4	0- 1		HOME		1- 0		0- 0		2- 0		
6- 4	0- 3	1- 0		AWAY		1- 1		1- 0		3- 0		
3- 0	0- 0	0- 0		NEUTRAL		0- 0		0- 0		3- 0		
<hr/>												
11- 1	0- 1	1- 0		NON-CONFERENCE		2- 0		0- 0		8- 0		
3- 1	0- 1	0- 0		HOME		1- 0		0- 0		2- 0		
5- 0	0- 0	1- 0		AWAY		1- 0		0- 0		3- 0		
3- 0	0- 0	0- 0		NEUTRAL		0- 0		0- 0		3- 0		
<hr/>												
2- 8	1- 6	0- 1		CONFERENCE		0- 1		1- 0		0- 0		
1- 4	1- 3	0- 1		HOME		0- 0		0- 0		0- 0		
1- 4	0- 3	0- 0		AWAY		0- 1		1- 0		0- 0		
0- 0	0- 0	0- 0		NEUTRAL		0- 0		0- 0		0- 0		
<hr/>												
RPI	S	Opponent	Score	RPI	S	Opponent	Score	RPI	S	Opponent	Score	
7	A	Stanford	0 3	27	H	Oregon St.	2 3	60	H	Col. of Charleston	3 0	
9	H	Utah	1 3	48	A	Missouri St.	3 2	69	A	California	1 3	
10	H	Oregon	2 3					92	A	American	3 1	
12	H	Washington	1 3									
14	A	Southern California	1 3									
16	A	UCLA	1 3									
21	H	Colorado	3 1									
24	H	Baylor	2 3									
<hr/>												
<hr/>												
LAST 10 GAMES												
7	A	Stanford	0 3	21	H	Colorado	3 1					
69	A	California	1 3	16	A	UCLA	1 3					
27	H	Oregon St.	2 3	14	A	Southern California	1 3					
10	H	Oregon	2 3	104	A	Arizona	3 1					
9	H	Utah	1 3	12	H	Washington	1 3					

Non-Div. I Games:

Washington St.

Average RPI Win: 140		WON-LOST	WINNING	LAST 10	STRENGTH OF	OPP. STRENGTH	TEAM	ADJ	CONF.	ADJ CONF.		
Average RPI Loss: 16		RECORD	PCT. RANK	GAMES	SCHEDULE	OF SCHEDULE	RPI	RPI	RPI	RPI		
DIV. I ONLY		14- 8	.63636	97	3- 7	40	28	44	.60566	45	1	1
DIV. I NON-CONF.		11- 1	.91667	10	0- 0	85	83	23	.64732	23	2	2

TOTALS		RPI 1-25	RPI 26-50		W-L RECORDS		RPI 51-100		RPI 101-150		RPI 150+	
14- 8		1- 6	0- 2		OVERALL		4- 0		4- 0		5- 0	
6- 4		1- 4	0- 0		HOME		1- 0		2- 0		2- 0	
4- 4		0- 2	0- 2		AWAY		2- 0		0- 0		2- 0	
4- 0		0- 0	0- 0		NEUTRAL		1- 0		2- 0		1- 0	
11- 1		1- 1	0- 0		NON-CONFERENCE		2- 0		4- 0		4- 0	
5- 1		1- 1	0- 0		HOME		1- 0		2- 0		1- 0	
2- 0		0- 0	0- 0		AWAY		0- 0		0- 0		2- 0	
4- 0		0- 0	0- 0		NEUTRAL		1- 0		2- 0		1- 0	
3- 7		0- 5	0- 2		CONFERENCE		2- 0		0- 0		1- 0	
1- 3		0- 3	0- 0		HOME		0- 0		0- 0		1- 0	
2- 4		0- 2	0- 2		AWAY		2- 0		0- 0		0- 0	
0- 0		0- 0	0- 0		NEUTRAL		0- 0		0- 0		0- 0	
RPI S	Opponent	Score	RPI S	Opponent	Score	RPI S	Opponent	Score	RPI S	Opponent	Score	
1 H	Penn St.	0 3	29 A	Michigan	1 3	66 A	Northwestern	3 2	101 H	Northeastern	3 1	
8 H	Wisconsin	0 3	31 A	Ohio St.	0 3	76 H	Temple	3 2	138 H	Oklahoma	3 0	
12 H	Washington	0 3				90 A	Indiana	3 0	146 N	Virginia Tech	3 0	
13 A	Michigan St.	0 3				93 N	Furman	3 1	147 N	Elon	3 1	
13 H	Michigan St.	0 3							206 A	Liberty	3 0	
14 H	Southern California	3 0							214 A	Marshall	3 0	
23 A	Illinois	0 3							219 N	Toledo	3 2	
									221 H	UMBC	3 1	
									232 H	Rutgers	3 0	

LAST 10 GAMES												
13 H Michigan St.						0 3	232 H Rutgers		3 0			
8 H Wisconsin						0 3	29 A Michigan		1 3			
23 A Illinois						0 3	13 A Michigan St.		0 3			
66 A Northwestern						3 2	90 A Indiana		3 0			
1 H Penn St.						0 3	31 A Ohio St.		0 3			

Non-Div. I Games:

Maryland

Average RPI Win:	167	WON-LOST RECORD	WINNING PCT. RANK	LAST 10 GAMES	STRENGTH OF SCHEDULE	OPP. STRENGTH OF SCHEDULE	TEAM RPI	ADJ RPI	CONF. RPI	ADJ CONF. RPI	
DIV. I ONLY		20- 5	.8 26	9- 1	147	67	51	.60177	46	16	15
DIV. I NON-CONF.		10- 4	.71429 73	0- 0	79	25	46	.61729	39	14	14
<hr/>											
TOTALS	RPI 1-25	RPI 26-50		W-L RECORDS	RPI 51-100		RPI 101-150		RPI 150+		
20- 5	3- 2	1- 1		OVERALL	1- 1		3- 0		12- 1		
7- 1	0- 0	0- 1		HOME	0- 0		2- 0		5- 0		
7- 2	1- 1	0- 0		AWAY	1- 0		0- 0		5- 1		
6- 2	2- 1	1- 0		NEUTRAL	0- 1		1- 0		2- 0		
<hr/>											
10- 4	3- 2	1- 0		NON-CONFERENCE	1- 1		1- 0		4- 1		
1- 0	0- 0	0- 0		HOME	0- 0		0- 0		1- 0		
3- 2	1- 1	0- 0		AWAY	1- 0		0- 0		1- 1		
6- 2	2- 1	1- 0		NEUTRAL	0- 1		1- 0		2- 0		
<hr/>											
10- 1	0- 0	0- 1		CONFERENCE	0- 0		2- 0		8- 0		
6- 1	0- 0	0- 1		HOME	0- 0		2- 0		4- 0		
4- 0	0- 0	0- 0		AWAY	0- 0		0- 0		4- 0		
0- 0	0- 0	0- 0		NEUTRAL	0- 0		0- 0		0- 0		
<hr/>											
RPI S	Opponent	Score	RPI S	Opponent	Score	RPI S	Opponent	Score	RPI S	Opponent	Score
4 N	Kentucky	2 3	48 H	Missouri St.	1 3	67 A	Austin Peay	3 1	118 H	Illinois St.	3 1
5 N	Nebraska	3 1	50 N	Missouri	3 2	100 N	Kansas St.	2 3	122 H	Drake	3 0
14 N	Southern California	3 1							131 N	South Dakota	3 1
15 A	Creighton	0 3							177 H	Northern Ill.	3 0
19 A	Iowa St.	3 2							180 A	Valparaiso	3 1
									180 H	Valparaiso	3 2
									232 N	Rutgers	3 0
									233 H	Southern Ill.	3 0
									241 A	Omaha	3 1
									243 H	Bradley	3 0
									254 A	Indiana St.	3 0
									261 A	Loyola Chicago	3 0
									261 H	Loyola Chicago	3 0
									268 A	UMKC	1 3
									269 A	Evansville	3 0
									280 N	Middle Tenn.	3 0
<hr/>											
			LAST 10 GAMES								
			180 H	Valparaiso	3 2	269 A	Evansville	3 0			
			261 H	Loyola Chicago	3 0	254 A	Indiana St.	3 0			
			122 H	Drake	3 0	118 H	Illinois St.	3 1			
			48 H	Missouri St.	1 3	243 H	Bradley	3 0			
			233 H	Southern Ill.	3 0	261 A	Loyola Chicago	3 0			

Non-Div. I Games:

UNI

Average RPI Win:		117	WON-LOST RECORD		WINNING PCT. RANK	LAST 10 GAMES		STRENGTH OF SCHEDULE		OPP. STRENGTH OF SCHEDULE	TEAM RPI	ADJ RPI	CONF. RPI	ADJ CONF. RPI						
Average RPI Loss:		35																		
DIV. I ONLY			10- 8		.55556	137	7- 3		30	22	49	.60023	47	5	5					
DIV. I NON-CONF.			3- 5		.375	231	0- 0		3	5	48	.60863	45	5	5					
TOTALS		RPI 1-25		RPI 26-50		W-L RECORDS		RPI 51-100		RPI 101-150		RPI 150+								
10- 8		1- 3		2- 3		OVERALL		1- 2		4- 0		2- 0								
9- 1		1- 0		2- 0		HOME		1- 1		4- 0		1- 0								
1- 4		0- 1		0- 2		AWAY		0- 1		0- 0		1- 0								
0- 3		0- 2		0- 1		NEUTRAL		0- 0		0- 0		0- 0								
3- 5		0- 3		1- 1		NON-CONFERENCE		0- 1		2- 0		0- 0								
3- 1		0- 0		1- 0		HOME		0- 1		2- 0		0- 0								
0- 1		0- 1		0- 0		AWAY		0- 0		0- 0		0- 0								
0- 3		0- 2		0- 1		NEUTRAL		0- 0		0- 0		0- 0								
7- 3		1- 0		1- 2		CONFERENCE		1- 1		2- 0		2- 0								
6- 0		1- 0		1- 0		HOME		1- 0		2- 0		1- 0								
1- 3		0- 0		0- 2		AWAY		0- 1		0- 0		1- 0								
0- 0		0- 0		0- 0		NEUTRAL		0- 0		0- 0		0- 0								
RPI	S	Opponent			Score		RPI	S	Opponent			Score		RPI	S	Opponent			Score	
2	N	Minnesota			0	3	28	H	LSU			3	1	79	A	Georgia Tech			1	3
3	N	Florida			0	3	32	A	Pittsburgh			0	3	80	H	Loyola Marymount			2	3
8	A	Wisconsin			0	3	36	N	Auburn			1	3	81	H	Duke			3	1
25	H	Louisville			3	2	38	A	NC State			2	3			119 H Coastal Caro.			3	2
							38	H	NC State			3	1			143 H LIU Brooklyn			3	0
																144 H Wake Forest			3	2
																146 H Virginia Tech			3	1
																211 H Virginia			3	0
																238 A Clemson			3	1
LAST 10 GAMES																				
						32	A	Pittsburgh			0	3	81	H	Duke			3	1	
						38	H	NC State			3	1	79	A	Georgia Tech			1	3	
						211	H	Virginia			3	0	238	A	Clemson			3	1	
						146	H	Virginia Tech			3	1	25	H	Louisville			3	2	
						144	H	Wake Forest			3	2	38	A	NC State			2	3	

Non-Div. I Games:

North Carolina

Average RPI Win:		165	WON-LOST RECORD		WINNING PCT. RANK		LAST 10 GAMES		STRENGTH OF SCHEDULE		OPP. STRENGTH OF SCHEDULE		TEAM RPI		ADJ RPI		CONF. RPI		ADJ CONF. RPI	
Average RPI Loss:		34																		
DIV. I ONLY			18- 5		.78261 31		10- 0		118		65		47		.59925 48		16		15	
DIV. I NON-CONF.			8- 5		.61538 110		0- 0		69		17		65		.5897 61		14		14	
TOTALS		RPI 1-25		RPI 26-50		W-L RECORDS		RPI 51-100		RPI 101-150		RPI 150+								
18- 5		0- 3		3- 1		OVERALL		1- 1		5- 0		9- 0								
7- 2		0- 1		0- 1		HOME		0- 0		1- 0		6- 0								
9- 0		0- 0		3- 0		AWAY		0- 0		3- 0		3- 0								
2- 3		0- 2		0- 0		NEUTRAL		1- 1		1- 0		0- 0								
8- 5		0- 3		2- 1		NON-CONFERENCE		1- 1		2- 0		3- 0								
2- 2		0- 1		0- 1		HOME		0- 0		0- 0		2- 0								
4- 0		0- 0		2- 0		AWAY		0- 0		1- 0		1- 0								
2- 3		0- 2		0- 0		NEUTRAL		1- 1		1- 0		0- 0								
10- 0		0- 0		1- 0		CONFERENCE		0- 0		3- 0		6- 0								
5- 0		0- 0		0- 0		HOME		0- 0		1- 0		4- 0								
5- 0		0- 0		1- 0		AWAY		0- 0		2- 0		2- 0								
0- 0		0- 0		0- 0		NEUTRAL		0- 0		0- 0		0- 0								
RPI S	Opponent		Score		RPI S	Opponent		Score		RPI S	Opponent		Score		RPI S	Opponent		Score		
11 N	Kansas		1	3	31 A	Ohio St.		3	1	82 N	Lipscomb		2	3	107 A	Pepperdine		3	1	
12 N	Washington		1	3	38 A	NC State		3	2	98 N	Wyoming		3	0	118 A	Illinois St.		3	2	
23 H	Illinois		2	3	44 H	Washington St.		2	3						118 H	Illinois St.		3	1	
					46 A	UNI		3	1						122 A	Drake		3	2	
															134 N	Oakland		3	0	
															172 H	Chattanooga		3	0	
															233 A	Southern Ill.		3	0	
															239 H	Tennessee St.		3	0	
															243 A	Bradley		3	1	
															243 H	Bradley		3	2	
															244 A	Appalachian St.		3	2	
															254 H	Indiana St.		3	0	
															261 H	Loyola Chicago		3	0	
															269 H	Evansville		3	0	

Average RPI Win: 181		WON-LOST RECORD		WINNING PCT. RANK		LAST 10 GAMES		STRENGTH OF SCHEDULE		OPP. STRENGTH OF SCHEDULE		TEAM RPI		ADJ RPI		CONF. RPI		ADJ CONF. RPI	
DIV. I ONLY		15- 6		.71429 60		9- 1		76		75		50		.59884 49		9		9	
DIV. I NON-CONF.		6- 5		.54545 141		0- 0		26		34		57		.59681 53		8		8	
TOTALS		RPI 1-25		RPI 26-50		W-L RECORDS		RPI 51-100		RPI 101-150		RPI 150+							
15- 6		1- 4		0- 2		OVERALL		1- 0		2- 0		11- 0							
11- 6		1- 4		0- 2		HOME		1- 0		2- 0		7- 0							
4- 0		0- 0		0- 0		AWAY		0- 0		0- 0		4- 0							
0- 0		0- 0		0- 0		NEUTRAL		0- 0		0- 0		0- 0							
6- 5		1- 4		0- 1		NON-CONFERENCE		0- 0		1- 0		4- 0							
6- 5		1- 4		0- 1		HOME		0- 0		1- 0		4- 0							
0- 0		0- 0		0- 0		AWAY		0- 0		0- 0		0- 0							
0- 0		0- 0		0- 0		NEUTRAL		0- 0		0- 0		0- 0							
9- 1		0- 0		0- 1		CONFERENCE		1- 0		1- 0		7- 0							
5- 1		0- 0		0- 1		HOME		1- 0		1- 0		3- 0							
4- 0		0- 0		0- 0		AWAY		0- 0		0- 0		4- 0							
0- 0		0- 0		0- 0		NEUTRAL		0- 0		0- 0		0- 0							
RPI S	Opponent	Score		RPI S	Opponent	Score		RPI S	Opponent	Score		RPI S	Opponent	Score					
9 H	Utah	1	3	26 H	Cal Poly	2	3	58 H	UC Irvine	3	1	131 H	South Dakota	3	0				
16 H	UCLA	2	3	34 H	Marquette	2	3					135 H	UC Davis	3	0				
17 H	BYU	2	3									161 A	UC Riverside	3	2				
22 H	San Diego	0	3									161 H	UC Riverside	3	0				
24 H	Baylor	3	2									175 A	CSUN	3	2				
												197 H	UC Santa Barbara	3	0				
												199 H	Northern Ariz.	3	0				
												199 H	Northern Ariz.	3	0				
												223 H	Nevada	3	0				
												229 A	Long Beach St.	3	1				
												237 H	Western Caro.	3	0				
												292 A	Cal St. Fullerton	3	0				
												292 H	Cal St. Fullerton	3	0				
LAST 10 GAMES																			
292 H Cal St. Fullerton				3	0	197 H UC Santa Barbara				3	0								
161 H UC Riverside				3	0	161 A UC Riverside				3	2								
175 A CSUN				3	2	292 A Cal St. Fullerton				3	0								
229 A Long Beach St.				3	1	135 H UC Davis				3	0								
26 H Cal Poly				2	3	58 H UC Irvine				3	1								

Average RPI Win:	125	WON-LOST RECORD	WINNING PCT. RANK	LAST 10 GAMES	STRENGTH OF SCHEDULE	OPP. STRENGTH OF SCHEDULE	TEAM RPI	ADJ RPI	CONF. RPI	ADJ CONF. RPI		
DIV. I ONLY		12- 9	.57143	129	7- 3	28	37	48	.59827	50	3	4
DIV. I NON-CONF.		7- 6	.53846	145	2- 0	24	76	66	.58629	67	3	3
<hr/>												
TOTALS	RPI 1-25	RPI 26-50		W-L RECORDS		RPI 51-100		RPI 101-150		RPI 150+		
12- 9	0- 4	3- 1		OVERALL		3- 4		2- 0		4- 0		
2- 2	0- 1	0- 0		HOME		1- 1		0- 0		1- 0		
4- 4	0- 1	3- 0		AWAY		0- 3		0- 0		1- 0		
6- 3	0- 2	0- 1		NEUTRAL		2- 0		2- 0		2- 0		
7- 6	0- 3	0- 1		NON-CONFERENCE		2- 2		2- 0		3- 0		
0- 0	0- 0	0- 0		HOME		0- 0		0- 0		0- 0		
1- 3	0- 1	0- 0		AWAY		0- 2		0- 0		1- 0		
6- 3	0- 2	0- 1		NEUTRAL		2- 0		2- 0		2- 0		
5- 3	0- 1	3- 0		CONFERENCE		1- 2		0- 0		1- 0		
2- 2	0- 1	0- 0		HOME		1- 1		0- 0		1- 0		
3- 1	0- 0	3- 0		AWAY		0- 1		0- 0		0- 0		
0- 0	0- 0	0- 0		NEUTRAL		0- 0		0- 0		0- 0		
RPI	S	Opponent	Score	RPI	S	Opponent	Score	RPI	S	Opponent	Score	
4	H	Kentucky	1 <div>3</div>	36	A	Auburn	3 2	56	H	Ole Miss	3 0	
9	A	Utah	0 <div>3</div>	41	A	Texas A&M	3 1	57	A	Tennessee	1 <div>3</div>	
17	N	BYU	1 <div>3</div>	43	A	Alabama	3 0	67	A	Austin Peay	2 <div>3</div>	
22	N	San Diego	0 <div>3</div>	46	N	UNI	2 <div>3</div>	72	H	Georgia	0 <div>3</div>	
								88	A	Boise St.	0 <div>3</div>	
								97	N	Sacramento St.	3 1	
								97	N	Sacramento St.	3 2	

Non-Div. I Games:

Missouri

Average RPI Win:	198	WON-LOST	WINNING	LAST 10	STRENGTH OF	OPP. STRENGTH	TEAM	ADJ	CONF.	ADJ CONF.	
Average RPI Loss:	36	RECORD	PCT. RANK	GAMES	SCHEDULE	OF SCHEDULE	RPI	RPI	RPI	RPI	
DIV. I ONLY	23- 2	.92	4	10- 0	204	149	46	.59674	51	18	18
DIV. I NON-CONF.	14- 2	.875	22	1- 0	165	110	50	.60057	50	18	18
<hr/>											
TOTALS	RPI 1-25	RPI 26-50		W-L RECORDS	RPI 51-100		RPI 101-150		RPI 150+		
23- 2	0- 0	0- 2		OVERALL	4- 0		1- 0		18- 0		
9- 0	0- 0	0- 0		HOME	2- 0		1- 0		6- 0		
9- 1	0- 0	0- 1		AWAY	1- 0		0- 0		8- 0		
5- 1	0- 0	0- 1		NEUTRAL	1- 0		0- 0		4- 0		
<hr/>											
14- 2	0- 0	0- 2		NON-CONFERENCE	4- 0		1- 0		9- 0		
5- 0	0- 0	0- 0		HOME	2- 0		1- 0		2- 0		
4- 1	0- 0	0- 1		AWAY	1- 0		0- 0		3- 0		
5- 1	0- 0	0- 1		NEUTRAL	1- 0		0- 0		4- 0		
<hr/>											
9- 0	0- 0	0- 0		CONFERENCE	0- 0		0- 0		9- 0		
4- 0	0- 0	0- 0		HOME	0- 0		0- 0		4- 0		
5- 0	0- 0	0- 0		AWAY	0- 0		0- 0		5- 0		
0- 0	0- 0	0- 0		NEUTRAL	0- 0		0- 0		0- 0		
<hr/>											
RPI S	Opponent	Score	RPI S	Opponent	Score	RPI S	Opponent	Score	RPI S	Opponent	Score
			30 N	Notre Dame	1 3	52 A	High Point	3 2	136 H	Bowling Green	3 0
			41 A	Texas A&M	0 3	66 H	Northwestern	3 0	159 N	Ohio	3 0
						74 N	Texas St.	3 0	179 H	Duquesne	3 0
						84 H	Seton Hall	3 2	188 N	Sam Houston St.	3 1
									206 A	Liberty	3 0
									209 A	Rhode Island	3 0
									209 H	Rhode Island	3 0
									211 A	Virginia	3 0
									219 A	Toledo	3 1
									224 H	UMES	3 1
									235 A	Fordham	3 0
									235 H	Fordham	3 0
									247 A	George Washington	3 0
									249 N	Howard	3 2
									251 H	La Salle	3 0
									259 A	Davidson	3 0
									265 A	George Mason	3 0
									291 H	William & Mary	3 0
									303 N	Southeastern La.	3 0
<hr/>											
			LAST 10 GAMES								
			209 A	Rhode Island	3 0	179 H	Duquesne	3 0			
			235 A	Fordham	3 0	224 H	UMES	3 1			
			265 A	George Mason	3 0	259 A	Davidson	3 0			
			247 A	George Washington	3 0	235 H	Fordham	3 0			
			251 H	La Salle	3 0	209 H	Rhode Island	3 0			

Non-Div. I Games:

VCU

Average RPI Win:	190	WON-LOST RECORD	WINNING PCT. RANK	LAST 10 GAMES	STRENGTH OF SCHEDULE	OPP. STRENGTH OF SCHEDULE	TEAM RPI	ADJ RPI	CONF. RPI	ADJ CONF. RPI	
Average RPI Loss:	60										
DIV. I ONLY	18- 6	.75	47	10- 0	92	122	53	.5895	52	21	22
DIV. I NON-CONF.	7- 6	.53846	145	0- 0	43	58	79	.57766	78	23	23
<hr/>											
TOTALS	RPI 1-25	RPI 26-50		W-L RECORDS	RPI 51-100		RPI 101-150		RPI 150+		
18- 6	0- 0	0- 3		OVERALL	3- 2		2- 0		13- 1		
7- 3	0- 0	0- 2		HOME	2- 1		1- 0		4- 0		
9- 1	0- 0	0- 0		AWAY	0- 0		0- 0		9- 1		
2- 2	0- 0	0- 1		NEUTRAL	1- 1		1- 0		0- 0		
<hr/>											
7- 6	0- 0	0- 3		NON-CONFERENCE	2- 2		2- 0		3- 1		
3- 3	0- 0	0- 2		HOME	1- 1		1- 0		1- 0		
2- 1	0- 0	0- 0		AWAY	0- 0		0- 0		2- 1		
2- 2	0- 0	0- 1		NEUTRAL	1- 1		1- 0		0- 0		
<hr/>											
11- 0	0- 0	0- 0		CONFERENCE	1- 0		0- 0		10- 0		
4- 0	0- 0	0- 0		HOME	1- 0		0- 0		3- 0		
7- 0	0- 0	0- 0		AWAY	0- 0		0- 0		7- 0		
0- 0	0- 0	0- 0		NEUTRAL	0- 0		0- 0		0- 0		
<hr/>											
RPI S	Opponent	Score	RPI S	Opponent	Score	RPI S	Opponent	Score	RPI S	Opponent	Score
			26 N	Cal Poly	0 3	51 H	VCU	2 3	138 N	Oklahoma	3 0
			28 H	LSU	2 3	54 N	Dayton	1 3	147 H	Elon	3 0
			38 H	NC State	0 3	71 H	Navy	3 1	159 A	Ohio	3 2
						72 N	Georgia	3 1	163 A	UNCG	2 3
						73 H	Radford	3 0	174 A	Campbell	3 0
									177 A	Northern Ill.	3 1
									186 H	UNCW	3 0
									206 A	Liberty	3 1
									206 H	Liberty	3 0
									220 A	UNC Asheville	3 0
									220 H	UNC Asheville	3 0
									226 A	Winthrop	3 1
									271 A	Gardner-Webb	3 0
									271 H	Gardner-Webb	3 0
									298 A	Presbyterian	3 0
									301 A	Charleston So.	3 1
<hr/>											
			LAST 10 GAMES								
			226 A	Winthrop	3 1	271 A	Gardner-Webb	3 0			
			220 A	UNC Asheville	3 0	298 A	Presbyterian	3 0			
			271 H	Gardner-Webb	3 0	73 H	Radford	3 0			
			220 H	UNC Asheville	3 0	174 A	Campbell	3 0			
			206 H	Liberty	3 0	301 A	Charleston So.	3 1			

Non-Div. I Games:

High Point

Average RPI Win:	171	WON-LOST RECORD	WINNING PCT. RANK	LAST 10 GAMES	STRENGTH OF SCHEDULE	OPP. STRENGTH OF SCHEDULE	TEAM RPI	ADJ RPI	CONF. RPI	ADJ CONF. RPI	
DIV. I ONLY		14- 7	.66667 80	5- 5	72	45	52	.58825 53	4	3	
DIV. I NON-CONF.		11- 2	.84615 26	2- 0	134	88	45	.60584 48	4	4	
<hr/>											
TOTALS	RPI 1-25	RPI 26-50		W-L RECORDS	RPI 51-100		RPI 101-150		RPI 150+		
14- 7	0- 6	0- 0		OVERALL	3- 1		3- 0		8- 0		
5- 3	0- 3	0- 0		HOME	2- 0		1- 0		2- 0		
3- 4	0- 3	0- 0		AWAY	0- 1		0- 0		3- 0		
6- 0	0- 0	0- 0		NEUTRAL	1- 0		2- 0		3- 0		
<hr/>											
11- 2	0- 2	0- 0		NON-CONFERENCE	1- 0		2- 0		8- 0		
2- 1	0- 1	0- 0		HOME	0- 0		0- 0		2- 0		
3- 1	0- 1	0- 0		AWAY	0- 0		0- 0		3- 0		
6- 0	0- 0	0- 0		NEUTRAL	1- 0		2- 0		3- 0		
<hr/>											
3- 5	0- 4	0- 0		CONFERENCE	2- 1		1- 0		0- 0		
3- 2	0- 2	0- 0		HOME	2- 0		1- 0		0- 0		
0- 3	0- 2	0- 0		AWAY	0- 1		0- 0		0- 0		
0- 0	0- 0	0- 0		NEUTRAL	0- 0		0- 0		0- 0		
<hr/>											
RPI S	Opponent	Score	RPI S	Opponent	Score	RPI S	Opponent	Score	RPI S	Opponent	Score
1 H	Penn St.	0 3				57 N	Tennessee	3 0	117 N	UTSA	3 1
2 A	Minnesota	0 3				78 H	TCU	3 1	120 N	Harvard	3 0
6 H	Texas	2 3				96 A	Texas Tech	1 3	138 H	Oklahoma	3 1
11 H	Kansas	1 3				100 H	Kansas St.	3 2	156 A	Army West Point	3 2
19 A	Iowa St.	1 3							157 N	Providence	3 1
24 A	Baylor	0 3							212 A	Wright St.	3 1
									214 A	Marshall	3 0
									217 H	UT Martin	3 0
									250 H	Delaware	3 1
									266 N	Akron	3 0
									305 N	Tennessee Tech	3 0
<hr/>											
LAST 10 GAMES											
						96 A	Texas Tech	1 3			
						6 H	Texas	2 3			
						78 H	TCU	3 1			
						157 N	Providence	3 1			
						156 A	Army West Point	3 2			

Non-Div. I Games:

West Virginia

Dayton

Dayton

Average RPI Win: 192		WON-LOST	WINNING	LAST 10	STRENGTH OF		OPP. STRENGTH	TEAM	ADJ	CONF.	ADJ CONF.
Average RPI Loss: 62		RECORD	PCT. RANK	GAMES	SCHEDULE		OF SCHEDULE	RPI	RPI	RPI	RPI
DIV. I ONLY		13- 4	.76471	37	108		132	55	.58466	55	19
DIV. I NON-CONF.		6- 3	.66667	84	68		89	60	.5888	62	20
TOTALS		RPI 1-25	RPI 26-50		W-L RECORDS		RPI 51-100		RPI 101-150		RPI 150+
13- 4		0- 2	0- 0		OVERALL		3- 1		2- 0		8- 1
8- 0		0- 0	0- 0		HOME		2- 0		1- 0		5- 0
4- 3		0- 2	0- 0		AWAY		1- 0		0- 0		3- 1
1- 1		0- 0	0- 0		NEUTRAL		0- 1		1- 0		0- 0
6- 3		0- 2	0- 0		NON-CONFERENCE		1- 1		1- 0		4- 0
3- 0		0- 0	0- 0		HOME		1- 0		0- 0		2- 0
2- 2		0- 2	0- 0		AWAY		0- 0		0- 0		2- 0
1- 1		0- 0	0- 0		NEUTRAL		0- 1		1- 0		0- 0
7- 1		0- 0	0- 0		CONFERENCE		2- 0		1- 0		4- 1
5- 0		0- 0	0- 0		HOME		1- 0		1- 0		3- 0
2- 1		0- 0	0- 0		AWAY		1- 0		0- 0		1- 1
0- 0		0- 0	0- 0		NEUTRAL		0- 0		0- 0		0- 0
RPI S	Opponent	Score		RPI S	Opponent	Score		RPI S	Opponent	Score	
4 A	Kentucky	1	3					58 N	UC Irvine	0	3
25 A	Louisville	0	3					72 H	Georgia	3	0
								82 A	Lipscomb	3	2
								82 H	Lipscomb	3	2
								109 H	FGCU	3	0
								118 N	Illinois St.	3	1
								152 A	Saint Louis	3	0
								162 A	Jacksonville	1	3
								238 A	Clemson	3	0
								253 H	USC Upstate	3	0
								262 H	Georgia St.	3	0
								272 H	Stetson	3	0
								274 H	Troy	3	1
								276 A	North Florida	3	1
								307 H	NJIT	3	0
				LAST 10 GAMES							
				82 A	Lipscomb	3	2	272 H	Stetson	3	0
				307 H	NJIT	3	0	109 H	FGCU	3	0
				253 H	USC Upstate	3	0	82 H	Lipscomb	3	2
				276 A	North Florida	3	1	25 A	Louisville	0	3
				162 A	Jacksonville	1	3	4 A	Kentucky	1	3

Non-Div. I Games:

Kennesaw St.

Average RPI Win:	155	WON-LOST	WINNING	LAST 10	STRENGTH OF	OPP. STRENGTH	TEAM	ADJ	CONF.	ADJ CONF.	
Average RPI Loss:	56	RECORD	PCT. RANK	GAMES	SCHEDULE	OF SCHEDULE	RPI	RPI	RPI	RPI	
DIV. I ONLY	14- 9	.6087	114	1- 1	50	73	58	.58458	56	3	4
DIV. I NON-CONF.	9- 4	.69231	80	1- 1	82	189	76	.57892	76	3	3
<hr/>											
TOTALS	RPI 1-25	RPI 26-50		W-L RECORDS	RPI 51-100		RPI 101-150		RPI 150+		
14- 9	0- 1	2- 4		OVERALL	3- 4		2- 0		7- 0		
9- 4	0- 1	1- 1		HOME	3- 2		0- 0		5- 0		
4- 4	0- 0	1- 3		AWAY	0- 1		1- 0		2- 0		
1- 1	0- 0	0- 0		NEUTRAL	0- 1		1- 0		0- 0		
<hr/>											
9- 4	0- 0	0- 0		NON-CONFERENCE	2- 4		1- 0		6- 0		
7- 2	0- 0	0- 0		HOME	2- 2		0- 0		5- 0		
1- 1	0- 0	0- 0		AWAY	0- 1		0- 0		1- 0		
1- 1	0- 0	0- 0		NEUTRAL	0- 1		1- 0		0- 0		
<hr/>											
5- 5	0- 1	2- 4		CONFERENCE	1- 0		1- 0		1- 0		
2- 2	0- 1	1- 1		HOME	1- 0		0- 0		0- 0		
3- 3	0- 0	1- 3		AWAY	0- 0		1- 0		1- 0		
0- 0	0- 0	0- 0		NEUTRAL	0- 0		0- 0		0- 0		
<hr/>											
RPI S	Opponent	Score	RPI S	Opponent	Score	RPI S	Opponent	Score	RPI S	Opponent	Score
3	H Florida	0 3	28	A LSU	2 3	67	H Austin Peay	3 0	125	A South Carolina	3 0
			36	H Auburn	1 3	72	H Georgia	3 2	146	N Virginia Tech	3 2
			40	A Arkansas	2 3	75	H North Dakota	2 3	168	A Northern Colo.	3 0
			41	A Texas A&M	3 1	77	N SMU	1 3	172	H Chattanooga	3 0
			43	H Alabama	3 1	93	H South Ala.	2 3	185	A Mississippi St.	3 0
			50	A Missouri	0 3	93	H South Ala.	3 1	248	H Northwestern St.	3 0
						99	A Arkansas St.	1 3	263	H Mercer	3 2
									267	H Florida A&M	3 0
									283	H Louisiana Tech	3 2
<hr/>											
LAST 10 GAMES											
93	H South Ala.	3 1	3	H Florida	0 3						
93	H South Ala.	2 3	50	A Missouri	0 3						
41	A Texas A&M	3 1	40	A Arkansas	2 3						
28	A LSU	2 3	72	H Georgia	3 2						
125	A South Carolina	3 0	185	A Mississippi St.	3 0						

Non-Div. I Games:

Ole Miss

Average RPI Win:	153	WON-LOST RECORD	WINNING PCT. RANK	LAST 10 GAMES	STRENGTH OF SCHEDULE	OPP. STRENGTH OF SCHEDULE	TEAM RPI	ADJ RPI	CONF. RPI	ADJ CONF. RPI	
Average RPI Loss:	38	10- 8	.55556 137	4- 6	36	40	56	.58429 57	3	4	
DIV. I ONLY		7- 2	.77778 50	1- 0	87	101	43	.60772 46	3	3	
DIV. I NON-CONF.											
<hr/>											
TOTALS	RPI 1-25	RPI 26-50		W-L RECORDS	RPI 51-100		RPI 101-150		RPI 150+		
10- 8	0- 3	1- 3		OVERALL	2- 1		2- 1		5- 0		
8- 2	0- 0	1- 2		HOME	1- 0		1- 0		5- 0		
1- 5	0- 3	0- 1		AWAY	1- 0		0- 1		0- 0		
1- 1	0- 0	0- 0		NEUTRAL	0- 1		1- 0		0- 0		
<hr/>											
7- 2	0- 1	0- 0		NON-CONFERENCE	1- 1		2- 0		4- 0		
6- 0	0- 0	0- 0		HOME	1- 0		1- 0		4- 0		
0- 1	0- 1	0- 0		AWAY	0- 0		0- 0		0- 0		
1- 1	0- 0	0- 0		NEUTRAL	0- 1		1- 0		0- 0		
<hr/>											
3- 6	0- 2	1- 3		CONFERENCE	1- 0		0- 1		1- 0		
2- 2	0- 0	1- 2		HOME	0- 0		0- 0		1- 0		
1- 4	0- 2	0- 1		AWAY	1- 0		0- 1		0- 0		
0- 0	0- 0	0- 0		NEUTRAL	0- 0		0- 0		0- 0		
<hr/>											
RPI S	Opponent	Score	RPI S	Opponent	Score	RPI S	Opponent	Score	RPI S	Opponent	Score
2 A	Minnesota	0 3	36 H	Auburn	2 3	53 N	West Virginia	0 3	117 N	UTSA	3 1
3 A	Florida	0 3	40 A	Arkansas	0 3	72 A	Georgia	3 2	125 A	South Carolina	1 3
4 A	Kentucky	0 3	43 H	Alabama	2 3	93 H	Furman	3 2	139 H	Western Mich.	3 1
			50 H	Missouri	3 1				155 H	Wofford	3 0
									185 H	Mississippi St.	3 1
									214 H	Marshall	3 0
									247 H	George Washington	3 0
									253 H	USC Upstate	3 1
<hr/>											
			LAST 10 GAMES								
			4 A Kentucky 0 3			125 A South Carolina 1 3					
			50 H Missouri 3 1			3 A Florida 0 3					
			72 A Georgia 3 2			185 H Mississippi St. 3 1					
			43 H Alabama 2 3			40 A Arkansas 0 3					
			36 H Auburn 2 3			93 H Furman 3 2					

Average RPI Win:		184	WON-LOST RECORD		WINNING PCT. RANK		LAST 10 GAMES		STRENGTH OF SCHEDULE		OPP. STRENGTH OF SCHEDULE		TEAM RPI		ADJ RPI		CONF. RPI		ADJ CONF. RPI				
Average RPI Loss:		37																					
DIV. I ONLY			18- 2	.9	10	9- 1			255		89		57		.5829		58	9		9			
DIV. I NON-CONF.			12- 1	.92308	9	3- 0			250		79		67		.58599		68	8		8			
TOTALS		RPI 1-25		RPI 26-50		W-L RECORDS		RPI 51-100		RPI 101-150		RPI 150+											
18- 2		0- 1		0- 1		OVERALL		2- 0		3- 0		13- 0											
8- 0		0- 0		0- 0		HOME		0- 0		1- 0		7- 0											
5- 1		0- 0		0- 0		AWAY		1- 0		1- 0		3- 0											
5- 1		0- 1		0- 0		NEUTRAL		1- 0		1- 0		3- 0											
12- 1		0- 1		0- 0		NON-CONFERENCE		2- 0		1- 0		9- 0											
4- 0		0- 0		0- 0		HOME		0- 0		0- 0		4- 0											
3- 0		0- 0		0- 0		AWAY		1- 0		0- 0		2- 0											
5- 1		0- 1		0- 0		NEUTRAL		1- 0		1- 0		3- 0											
6- 1		0- 0		0- 1		CONFERENCE		0- 0		2- 0		4- 0											
4- 0		0- 0		0- 0		HOME		0- 0		1- 0		3- 0											
2- 1		0- 0		0- 1		AWAY		0- 0		1- 0		1- 0											
0- 0		0- 0		0- 0		NEUTRAL		0- 0		0- 0		0- 0											
RPI	S	Opponent		Score		RPI	S	Opponent		Score		RPI	S	Opponent		Score							
25	N	Louisville		0 3		49	A	Hawaii		1 3		55	N	Kennesaw St.		3 0							
												69	A	California		3 1							
														118 N Illinois St.		3 1							
														135 A UC Davis		3 2							
														135 H UC Davis		3 1							
														152 A Saint Louis		3 1							
														161 H UC Riverside		3 0							
														166 A UNLV		3 2							
														175 H CSUN		3 1							
														189 N Seattle U		3 0							
														205 H CSU Bakersfield		3 0							
														215 H Fresno St.		3 0							
														229 H Long Beach St.		3 1							
														231 H Montana St.		3 0							
														234 N Weber St.		3 0							
														261 N Loyola Chicago		3 0							
														286 H San Francisco		3 0							
														292 A Cal St. Fullerton		3 1							
LAST 10 GAMES																							
135 H UC Davis						3 1						135 A UC Davis						3 2					
161 H UC Riverside						3 0						49 A Hawaii						1 3					
292 A Cal St. Fullerton						3 1						205 H CSU Bakersfield						3 0					
175 H CSUN						3 1						286 H San Francisco						3 0					
229 H Long Beach St.						3 1						231 H Montana St.						3 0					

Non-Div. I Games:

UC Irvine

Average RPI Win: 163		WON-LOST RECORD		WINNING PCT. RANK		LAST 10 GAMES		STRENGTH OF SCHEDULE		OPP. STRENGTH OF SCHEDULE		TEAM RPI		ADJ RPI		CONF. RPI		ADJ CONF. RPI					
DIV. I ONLY		17- 6		.73913 50		7- 3		125		90		59		.58187 59		7 7							
DIV. I NON-CONF.		10- 2		.83333 31		0- 0		136		138		53		.59674 54		7 7							
TOTALS		RPI 1-25		RPI 26-50		W-L RECORDS		RPI 51-100		RPI 101-150		RPI 150+											
17- 6		0- 1		1- 2		OVERALL		2- 1		4- 0		10- 2											
8- 2		0- 0		0- 1		HOME		1- 0		3- 0		4- 1											
5- 4		0- 1		1- 1		AWAY		0- 1		0- 0		4- 1											
4- 0		0- 0		0- 0		NEUTRAL		1- 0		1- 0		2- 0											
10- 2		0- 0		0- 1		NON-CONFERENCE		1- 0		3- 0		6- 1											
5- 1		0- 0		0- 0		HOME		0- 0		2- 0		3- 1											
1- 1		0- 0		0- 1		AWAY		0- 0		0- 0		1- 0											
4- 0		0- 0		0- 0		NEUTRAL		1- 0		1- 0		2- 0											
7- 4		0- 1		1- 1		CONFERENCE		1- 1		1- 0		4- 1											
3- 1		0- 0		0- 1		HOME		1- 0		1- 0		1- 0											
4- 3		0- 1		1- 0		AWAY		0- 1		0- 0		3- 1											
0- 0		0- 0		0- 0		NEUTRAL		0- 0		0- 0		0- 0											
RPI	S	Opponent		Score		RPI	S	Opponent		Score		RPI	S	Opponent		Score		RPI	S	Opponent		Score	
15	A	Creighton		2 3		29	A	Michigan		0 3		60	N	Col. of Charleston		3 0		114	H	Ball St.		3 2	
						34	A	Marquette		3 2		62	A	Villanova		0 3		116	N	Green Bay		3 0	
						34	H	Marquette		0 3		84	H	Seton Hall		3 0		134	H	Oakland		3 2	
																		137	H	St. John's (NY)		3 1	
																		157	A	Providence		3 0	
																		170	H	Stony Brook		3 0	
																		173	A	Xavier		3 1	
																		179	H	Duquesne		3 0	
																		187	A	Georgetown		2 3	
																		209	H	Eastern Mich.		1 3	
																		213	N	New Hampshire		3 1	
																		218	A	Kent St.		3 0	
																		227	A	DePaul		3 0	
																		227	H	DePaul		3 0	
																		256	H	Robert Morris		3 2	
																		269	N	Evansville		3 0	
						LAST 10 GAMES																	
						34	A	Marquette		3 2		137	H	St. John's (NY)		3 1							
						227	A	DePaul		3 0		62	A	Villanova		0 3							
						157	A	Providence		3 0		187	A	Georgetown		2 3							
						15	A	Creighton		2 3		227	H	DePaul		3 0							
						84	H	Seton Hall		3 0		173	A	Xavier		3 1							

Non-Div. I Games:

Butler

Average RPI Win:		197	WON-LOST RECORD		WINNING PCT. RANK		LAST 10 GAMES		STRENGTH OF SCHEDULE		OPP. STRENGTH OF SCHEDULE		TEAM RPI		ADJ RPI		CONF. RPI		ADJ CONF. RPI				
DIV. I ONLY			20- 4		.83333 21		9- 1		194		145		61		.58067 60		10		10				
DIV. I NON-CONF.			11- 3		.78571 48		0- 0		276		151		112		.53515 111		12		12				
TOTALS		RPI 1-25		RPI 26-50		W-L RECORDS		RPI 51-100		RPI 101-150		RPI 150+											
20- 4		1- 0		0- 1		OVERALL		2- 2		5- 1		12- 0											
10- 1		0- 0		0- 0		HOME		1- 1		3- 0		6- 0											
7- 2		0- 0		0- 1		AWAY		1- 0		2- 1		4- 0											
3- 1		1- 0		0- 0		NEUTRAL		0- 1		0- 0		2- 0											
11- 3		1- 0		0- 1		NON-CONFERENCE		0- 2		1- 0		9- 0											
6- 1		0- 0		0- 0		HOME		0- 1		1- 0		5- 0											
2- 1		0- 0		0- 1		AWAY		0- 0		0- 0		2- 0											
3- 1		1- 0		0- 0		NEUTRAL		0- 1		0- 0		2- 0											
9- 1		0- 0		0- 0		CONFERENCE		2- 0		4- 1		3- 0											
4- 0		0- 0		0- 0		HOME		1- 0		2- 0		1- 0											
5- 1		0- 0		0- 0		AWAY		1- 0		2- 1		2- 0											
0- 0		0- 0		0- 0		NEUTRAL		0- 0		0- 0		0- 0											
RPI	S	Opponent		Score		RPI	S	Opponent		Score		RPI	S	Opponent		Score							
24	N	Baylor		3 2		44	A	Washington St.		0 3		59	N	Butler		0 3							
												63	H	Denver		1 3							
												64	A	James Madison		3 2							
												87	H	Towson		3 0							
														101 A Northeastern		1 3							
														101 H Northeastern		3 0							
														108 A Hofstra		3 1							
														108 H Hofstra		3 0							
														141 H Buffalo		3 0							
														147 A Elon		3 1							
														186 A UNCW		3 1							
														218 A Kent St.		3 0							
														239 H Tennessee St.		3 1							
														244 H Appalachian St.		3 0							
														250 H Delaware		3 0							
														253 H USC Upstate		3 0							
														263 H Mercer		3 1							
														281 N Incarnate Word		3 0							
														291 A William & Mary		3 1							
														301 H Charleston So.		3 0							
														313 N Quinnipiac		3 0							
														328 A South Carolina St.		3 0							
LAST 10 GAMES																							
101 H Northeastern						3 0						87 H Towson						3 0					
108 H Hofstra						3 0						64 A James Madison						3 2					
291 A William & Mary						3 1						186 A UNCW						3 1					
147 A Elon						3 1						101 A Northeastern						1 3					
250 H Delaware						3 0						108 A Hofstra						3 1					

Average RPI Win: 172		WON-LOST RECORD		WINNING PCT. RANK		LAST 10 GAMES		STRENGTH OF SCHEDULE		OPP. STRENGTH OF SCHEDULE		TEAM RPI		ADJ RPI		CONF. RPI		ADJ CONF. RPI	
DIV. I ONLY		13- 5		.72222 57		7- 3		90		148		60		.57947 61		12		12	
DIV. I NON-CONF.		7- 3		.7 77		1- 1		80		116		62		.58767 64		16		16	
TOTALS		RPI 1-25		RPI 26-50		W-L RECORDS		RPI 51-100		RPI 101-150		RPI 150+							
13- 5		0- 0		0- 1		OVERALL		3- 2		1- 0		9- 2							
4- 0		0- 0		0- 0		HOME		1- 0		1- 0		2- 0							
5- 3		0- 0		0- 0		AWAY		2- 1		0- 0		3- 2							
4- 2		0- 0		0- 1		NEUTRAL		0- 1		0- 0		4- 0							
7- 3		0- 0		0- 1		NON-CONFERENCE		2- 2		0- 0		5- 0							
1- 0		0- 0		0- 0		HOME		1- 0		0- 0		0- 0							
2- 1		0- 0		0- 0		AWAY		1- 1		0- 0		1- 0							
4- 2		0- 0		0- 1		NEUTRAL		0- 1		0- 0		4- 0							
6- 2		0- 0		0- 0		CONFERENCE		1- 0		1- 0		4- 2							
3- 0		0- 0		0- 0		HOME		0- 0		1- 0		2- 0							
3- 2		0- 0		0- 0		AWAY		1- 0		0- 0		2- 2							
0- 0		0- 0		0- 0		NEUTRAL		0- 0		0- 0		0- 0							
RPI S	Opponent	Score		RPI S	Opponent	Score		RPI S	Opponent	Score		RPI S	Opponent	Score					
				42 N	Iowa	0	3	62 A	Villanova	3	0	120 H	Harvard	3	0				
								65 N	North Texas	1	3	158 A	Cornell	1	3				
								68 A	Yale	3	1	176 N	UConn	3	1				
								84 H	Seton Hall	3	2	178 N	Bryant	3	0				
								92 A	American	1	3	200 A	Penn	3	0				
												200 H	Penn	3	0				
												201 N	Albany (NY)	3	0				
												208 A	Boston College	3	2				
												216 H	Dartmouth	3	1				
												228 A	Columbia	2	3				
												249 N	Howard	3	1				
												278 A	Brown	3	0				
				LAST 10 GAMES															
				200 A	Penn	3	0	68 A	Yale	3	1								
				228 A	Columbia	2	3	278 A	Brown	3	0								
				158 A	Cornell	1	3	200 H	Penn	3	0								
				120 H	Harvard	3	0	42 N	Iowa	0	3								
				216 H	Dartmouth	3	1	249 N	Howard	3	1								

Non-Div. I Games:

Princeton

Average RPI Win:		147	WON-LOST RECORD		WINNING PCT. RANK		LAST 10 GAMES		STRENGTH OF SCHEDULE		OPP. STRENGTH OF SCHEDULE		TEAM RPI		ADJ RPI		CONF. RPI		ADJ CONF. RPI			
DIV. I ONLY			14- 7		.66667 80		7- 3		91		55		64		.57798 62		7 7					
DIV. I NON-CONF.			7- 4		.63636 99		0- 0		84		52		75		.57906 75		7 7					
TOTALS		RPI 1-25		RPI 26-50		W-L RECORDS		RPI 51-100		RPI 101-150		RPI 150+										
14- 7		0- 3		1- 0		OVERALL		3- 2		2- 0		8- 2										
8- 1		0- 0		1- 0		HOME		2- 1		0- 0		5- 0										
3- 5		0- 2		0- 0		AWAY		0- 1		1- 0		2- 2										
3- 1		0- 1		0- 0		NEUTRAL		1- 0		1- 0		1- 0										
7- 4		0- 2		0- 0		NON-CONFERENCE		2- 1		1- 0		4- 1										
3- 1		0- 0		0- 0		HOME		1- 1		0- 0		2- 0										
1- 2		0- 1		0- 0		AWAY		0- 0		0- 0		1- 1										
3- 1		0- 1		0- 0		NEUTRAL		1- 0		1- 0		1- 0										
7- 3		0- 1		1- 0		CONFERENCE		1- 1		1- 0		4- 1										
5- 0		0- 0		1- 0		HOME		1- 0		0- 0		3- 0										
2- 3		0- 1		0- 0		AWAY		0- 1		1- 0		1- 1										
0- 0		0- 0		0- 0		NEUTRAL		0- 0		0- 0		0- 0										
RPI	S	Opponent		Score		RPI	S	Opponent		Score		RPI	S	Opponent		Score						
6	N	Texas		0	3	34	H	Marquette		3	2	59	H	Butler		3	0	108	N	Hofstra	3	2
15	A	Creighton		1	3							61	H	Princeton		0	3	137	A	St. John's (NY)	3	0
22	A	San Diego		0	3							76	H	Temple		3	1	157	A	Providence	1	3
												79	N	Georgia Tech		3	1	165	A	Lehigh	0	3
												84	A	Seton Hall		1	3	173	H	Xavier	3	0
																		176	H	UConn	3	0
																		187	A	Georgetown	3	0
																		187	H	Georgetown	3	0
																		201	H	Albany (NY)	3	0
																		206	N	Liberty	3	0
																		211	A	Virginia	3	1
																		227	H	DePaul	3	2
LAST 10 GAMES																						
187 H Georgetown						3	0	137 A St. John's (NY)						3	0							
227 H DePaul						3	2	59 H Butler						3	0							
34 H Marquette						3	2	173 H Xavier						3	0							
84 A Seton Hall						1	3	15 A Creighton						1	3							
187 A Georgetown						3	0	157 A Providence						1	3							

Non-Div. I Games:

Villanova

Average RPI Win:		195	WON-LOST		WINNING		LAST 10		STRENGTH OF		OPP. STRENGTH		TEAM		ADJ		CONF.		ADJ CONF.	
Average RPI Loss:		88	RECORD		PCT. RANK		GAMES		SCHEDULE		OF SCHEDULE		RPI		RPI		RPI		RPI	
DIV. I ONLY			15- 5		.75		47		7- 3		127		137		62		.57761		63	
DIV. I NON-CONF.			9- 3		.75		58		1- 1		63		85		40		.61162		41	
TOTALS		RPI 1-25		RPI 26-50		W-L RECORDS		RPI 51-100		RPI 101-150		RPI 150+								
15- 5		0- 2		0- 0		OVERALL		1- 0		3- 1		11- 2								
8- 1		0- 0		0- 0		HOME		0- 0		3- 0		5- 1								
4- 3		0- 1		0- 0		AWAY		1- 0		0- 1		3- 1								
3- 1		0- 1		0- 0		NEUTRAL		0- 0		0- 0		3- 0								
9- 3		0- 2		0- 0		NON-CONFERENCE		1- 0		2- 0		6- 1								
5- 1		0- 0		0- 0		HOME		0- 0		2- 0		3- 1								
1- 1		0- 1		0- 0		AWAY		1- 0		0- 0		0- 0								
3- 1		0- 1		0- 0		NEUTRAL		0- 0		0- 0		3- 0								
6- 2		0- 0		0- 0		CONFERENCE		0- 0		1- 1		5- 1								
3- 0		0- 0		0- 0		HOME		0- 0		1- 0		2- 0								
3- 2		0- 0		0- 0		AWAY		0- 0		0- 1		3- 1								
0- 0		0- 0		0- 0		NEUTRAL		0- 0		0- 0		0- 0								
RPI	S	Opponent		Score		RPI	S	Opponent		Score		RPI	S	Opponent		Score				
2	N	Minnesota		0	3							60	A	Col. of Charleston		3	1			
6	A	Texas		0	3							110	H	Gonzaga		3	0			
												128	A	Oral Roberts		0	3			
												131	H	South Dakota		3	0			
												135	H	UC Davis		3	0			
												151	H	San Diego St.		1	3			
												153	A	North Dakota St.		1	3			
												161	H	UC Riverside		3	0			
												171	N	A&M-Corpus Christi		3	1			
												193	H	Eastern Ill.		3	0			
												204	A	Fort Wayne		3	1			
												204	H	Fort Wayne		3	2			
												206	H	Niagara		3	1			
												239	N	Tennessee St.		3	0			
												241	A	Omaha		3	1			
												253	N	USC Upstate		3	1			
												296	H	Western Ill.		3	0			
												314	A	South Dakota St.		3	0			
LAST 10 GAMES																				
						204	A	Fort Wayne		3	1	314	A	South Dakota St.		3	0			
						131	H	South Dakota		3	0	153	A	North Dakota St.		1	3			
						296	H	Western Ill.		3	0	204	H	Fort Wayne		3	2			
						128	A	Oral Roberts		0	3	151	H	San Diego St.		1	3			
						241	A	Omaha		3	1	161	H	UC Riverside		3	0			

Non-Div. I Games:

Denver

Average RPI Win: 208		WON-LOST RECORD		WINNING PCT. RANK		LAST 10 GAMES		STRENGTH OF SCHEDULE		OPP. STRENGTH OF SCHEDULE		TEAM RPI		ADJ RPI		CONF. RPI		ADJ CONF. RPI	
DIV. I ONLY		15- 3		.83333 21		7- 3		172		195		63		.57747 64		10		10	
DIV. I NON-CONF.		9- 0		1 1		1- 0		229		246		51		.59806 51		12		12	
TOTALS		RPI 1-25		RPI 26-50		W-L RECORDS		RPI 51-100		RPI 101-150		RPI 150+							
15- 3		0- 0		0- 0		OVERALL		0- 2		4- 1		11- 0							
8- 2		0- 0		0- 0		HOME		0- 2		1- 0		7- 0							
5- 1		0- 0		0- 0		AWAY		0- 0		2- 1		3- 0							
2- 0		0- 0		0- 0		NEUTRAL		0- 0		1- 0		1- 0							
9- 0		0- 0		0- 0		NON-CONFERENCE		0- 0		2- 0		7- 0							
6- 0		0- 0		0- 0		HOME		0- 0		1- 0		5- 0							
1- 0		0- 0		0- 0		AWAY		0- 0		0- 0		1- 0							
2- 0		0- 0		0- 0		NEUTRAL		0- 0		1- 0		1- 0							
6- 3		0- 0		0- 0		CONFERENCE		0- 2		2- 1		4- 0							
2- 2		0- 0		0- 0		HOME		0- 2		0- 0		2- 0							
4- 1		0- 0		0- 0		AWAY		0- 0		2- 1		2- 0							
0- 0		0- 0		0- 0		NEUTRAL		0- 0		0- 0		0- 0							
RPI S	Opponent	Score		RPI S	Opponent	Score		RPI S	Opponent	Score		RPI S	Opponent	Score					
								60 H	Col. of Charleston	2	3	101 A	Northeastern	2	3				
								87 H	Towson	1	3	108 A	Hofstra	3	2				
												122 H	Drake	3	1				
												141 N	Buffalo	3	0				
												147 A	Elon	3	0				
												158 H	Cornell	3	0				
												186 A	UNCW	3	0				
												186 H	UNCW	3	1				
												187 A	Georgetown	3	2				
												192 H	Sacred Heart	3	1				
												250 H	Delaware	3	0				
												271 H	Gardner-Webb	3	0				
												279 H	Hampton	3	0				
												288 H	Rider	3	0				
												291 A	William & Mary	3	1				
												319 N	Coppin St.	3	0				
LAST 10 GAMES																			
								186 A	UNCW	3	0	60 H	Col. of Charleston	2	3				
								87 H	Towson	1	3	186 H	UNCW	3	1				
								250 H	Delaware	3	0	147 A	Elon	3	0				
								108 A	Hofstra	3	2	291 A	William & Mary	3	1				
								101 A	Northeastern	2	3	319 N	Coppin St.	3	0				

Non-Div. I Games:

James Madison

Average RPI Win:	196	WON-LOST	WINNING	LAST 10	STRENGTH OF	OPP. STRENGTH	TEAM	ADJ	CONF.	ADJ CONF.	
Average RPI Loss:	122	RECORD	PCT. RANK	GAMES	SCHEDULE	OF SCHEDULE	RPI	RPI	RPI	RPI	
DIV. I ONLY	20- 2	.90909	6	9- 1	267	138	65	.57728	65	15	16
DIV. I NON-CONF.	13- 1	.92857	8	2- 0	248	131	71	.58383	70	17	17
<hr/>											
TOTALS	RPI 1-25	RPI 26-50		W-L RECORDS	RPI 51-100		RPI 101-150		RPI 150+		
20- 2	0- 0	1- 0		OVERALL	2- 1		3- 1		14- 0		
10- 1	0- 0	1- 0		HOME	0- 1		3- 0		6- 0		
6- 1	0- 0	0- 0		AWAY	1- 0		0- 1		5- 0		
4- 0	0- 0	0- 0		NEUTRAL	1- 0		0- 0		3- 0		
<hr/>											
13- 1	0- 0	1- 0		NON-CONFERENCE	1- 1		2- 0		9- 0		
7- 1	0- 0	1- 0		HOME	0- 1		2- 0		4- 0		
2- 0	0- 0	0- 0		AWAY	0- 0		0- 0		2- 0		
4- 0	0- 0	0- 0		NEUTRAL	1- 0		0- 0		3- 0		
<hr/>											
7- 1	0- 0	0- 0		CONFERENCE	1- 0		1- 1		5- 0		
3- 0	0- 0	0- 0		HOME	0- 0		1- 0		2- 0		
4- 1	0- 0	0- 0		AWAY	1- 0		0- 1		3- 0		
0- 0	0- 0	0- 0		NEUTRAL	0- 0		0- 0		0- 0		
<hr/>											
RPI S	Opponent	Score	RPI S	Opponent	Score	RPI S	Opponent	Score	RPI S	Opponent	Score
			27 H	Oregon St.	3 0	61 N	Princeton	3 1	117 H	UTSA	3 1
						85 A	Fla. Atlantic	3 1	138 H	Oklahoma	3 0
						96 H	Texas Tech	1 3	140 H	Tulsa	3 1
									148 A	Southern Miss.	2 3
									164 A	Charlotte	3 2
									174 H	Campbell	3 0
									178 N	Bryant	3 0
									185 A	Mississippi St.	3 0
									208 A	Boston College	3 1
									230 H	Abilene Christian	3 0
									240 H	UAB	3 0
									246 H	Montana	3 0
									260 A	UTEP	3 1
									277 H	New Orleans	3 0
									282 A	FIU	3 0
									283 H	Louisiana Tech	3 0
									303 N	Southeastern La.	3 1
									325 N	Jackson St.	3 0
<hr/>											
LAST 10 GAMES											
			164 A	Charlotte	3 2	117 H	UTSA	3 1			
			85 A	Fla. Atlantic	3 1	138 H	Oklahoma	3 0			
			260 A	UTEP	3 1	282 A	FIU	3 0			
			240 H	UAB	3 0	148 A	Southern Miss.	2 3			
			283 H	Louisiana Tech	3 0	325 N	Jackson St.	3 0			

Non-Div. I Games:

North Texas

Average RPI Win:	168	WON-LOST	WINNING	LAST 10	STRENGTH OF	OPP. STRENGTH	TEAM	ADJ	CONF.	ADJ CONF.	
Average RPI Loss:	27	RECORD	PCT. RANK	GAMES	SCHEDULE	OF SCHEDULE	RPI	RPI	RPI	RPI	
DIV. I ONLY	12- 10	.54545	140	2- 8	41	49	66	.57584	66	1	1
DIV. I NON-CONF.	10- 2	.83333	31	0- 0	92	154	39	.61285	40	2	2
<hr/>											
TOTALS	RPI 1-25	RPI 26-50		W-L RECORDS		RPI 51-100		RPI 101-150		RPI 150+	
12- 10	0- 5	0- 4		OVERALL		3- 1		2- 0		7- 0	
1- 4	0- 2	0- 2		HOME		1- 0		0- 0		0- 0	
4- 5	0- 3	0- 1		AWAY		1- 1		0- 0		3- 0	
7- 1	0- 0	0- 1		NEUTRAL		1- 0		2- 0		4- 0	
<hr/>											
10- 2	0- 0	0- 1		NON-CONFERENCE		2- 1		2- 0		6- 0	
0- 0	0- 0	0- 0		HOME		0- 0		0- 0		0- 0	
3- 1	0- 0	0- 0		AWAY		1- 1		0- 0		2- 0	
7- 1	0- 0	0- 1		NEUTRAL		1- 0		2- 0		4- 0	
<hr/>											
2- 8	0- 5	0- 3		CONFERENCE		1- 0		0- 0		1- 0	
1- 4	0- 2	0- 2		HOME		1- 0		0- 0		0- 0	
1- 4	0- 3	0- 1		AWAY		0- 0		0- 0		1- 0	
0- 0	0- 0	0- 0		NEUTRAL		0- 0		0- 0		0- 0	
<hr/>											
RPI S	Opponent	Score	RPI S	Opponent	Score	RPI S	Opponent	Score	RPI S	Opponent	Score
1 A	Penn St.	0 3	28 N	LSU	2 3	51 A	VCU	0 3	125 N	South Carolina	3 1
5 A	Nebraska	0 3	31 H	Ohio St.	0 3	81 A	Duke	3 0	136 N	Bowling Green	3 0
20 A	Purdue	0 3	42 A	Iowa	0 3	84 N	Seton Hall	3 0	156 N	Army West Point	3 1
20 H	Purdue	0 3	45 H	Maryland	2 3	90 H	Indiana	3 2	181 A	South Fla.	3 1
23 H	Illinois	0 3							186 N	UNCW	3 0
									196 N	Milwaukee	3 0
									227 A	DePaul	3 0
									232 A	Rutgers	3 0
									318 N	Ark.-Pine Bluff	3 0
<hr/>											
LAST 10 GAMES											
42 A Iowa						90 H Indiana					
5 A Nebraska						1 A Penn St.					
31 H Ohio St.						232 A Rutgers					
45 H Maryland						23 H Illinois					
20 H Purdue						20 A Purdue					

Non-Div. I Games:

Northwestern

Average RPI Win:	221	WON-LOST	WINNING	LAST 10	STRENGTH OF	OPP. STRENGTH	TEAM	ADJ	CONF.	ADJ CONF.	
Average RPI Loss:	83	RECORD	PCT. RANK	GAMES	SCHEDULE	OF SCHEDULE	RPI	RPI	RPI	RPI	
DIV. I ONLY	21- 4	.84	20	8- 2	191	220	68	.57547	67	23	23
DIV. I NON-CONF.	12- 3	.8	46	1- 1	192	201	89	.56511	87	25	25
<hr/>											
TOTALS	RPI 1-25	RPI 26-50		W-L RECORDS	RPI 51-100		RPI 101-150		RPI 150+		
21- 4	0- 0	1- 2		OVERALL	0- 1		3- 0		17- 1		
7- 2	0- 0	1- 1		HOME	0- 0		2- 0		4- 1		
8- 2	0- 0	0- 1		AWAY	0- 1		1- 0		7- 0		
6- 0	0- 0	0- 0		NEUTRAL	0- 0		0- 0		6- 0		
<hr/>											
12- 3	0- 0	1- 2		NON-CONFERENCE	0- 1		0- 0		11- 0		
3- 1	0- 0	1- 1		HOME	0- 0		0- 0		2- 0		
3- 2	0- 0	0- 1		AWAY	0- 1		0- 0		3- 0		
6- 0	0- 0	0- 0		NEUTRAL	0- 0		0- 0		6- 0		
<hr/>											
9- 1	0- 0	0- 0		CONFERENCE	0- 0		3- 0		6- 1		
4- 1	0- 0	0- 0		HOME	0- 0		2- 0		2- 1		
5- 0	0- 0	0- 0		AWAY	0- 0		1- 0		4- 0		
0- 0	0- 0	0- 0		NEUTRAL	0- 0		0- 0		0- 0		
<hr/>											
RPI	S	Opponent	Score	RPI	S	Opponent	Score	RPI	S	Opponent	Score
35	A	Western Ky.	0 3	56	A	Ole Miss	0 3	103	H	SIUE	3 2
46	H	UNI	1 3					121	H	Belmont	3 1
50	H	Missouri	3 2					142	A	Murray St.	3 0
								162	A	Jacksonville	3 1
								181	N	South Fla.	3 1
								193	H	Eastern Ill.	3 1
								194	H	Eastern Ky.	1 3
								214	H	Marshall	3 1
								217	A	UT Martin	3 0
								236	A	Jacksonville St.	3 0
								239	H	Tennessee St.	3 1
								240	A	UAB	3 1
								248	N	Northwestern St.	3 2
								262	N	Georgia St.	3 2
								263	N	Mercer	3 1
								268	H	UMKC	3 0
								296	N	Western Ill.	3 0
								297	A	Southeast Mo. St.	3 0
								298	N	Presbyterian	3 0
								305	A	Tennessee Tech	3 0
								315	A	Alabama A&M	3 0
<hr/>											
LAST 10 GAMES											
239	H	Tennessee St.	3 1	194	H	Eastern Ky.	1 3				
121	H	Belmont	3 1	142	A	Murray St.	3 0				
236	A	Jacksonville St.	3 0	217	A	UT Martin	3 0				
305	A	Tennessee Tech	3 0	297	A	Southeast Mo. St.	3 0				
35	A	Western Ky.	0 3	315	A	Alabama A&M	3 0				

Non-Div. I Games:

Austin Peay

Average RPI Win:		206	WON-LOST		WINNING		LAST 10		STRENGTH OF		OPP. STRENGTH		TEAM		ADJ		CONF.		ADJ CONF.	
Average RPI Loss:		29	RECORD		PCT. RANK		GAMES		SCHEDULE		OF SCHEDULE		RPI		RPI		RPI		RPI	
DIV. I ONLY			13- 4		.76471 37		9- 1		150		97		67		.57544 68		12		12	
DIV. I NON-CONF.			6- 3		.66667 84		2- 0		152		45		91		.56241 91		16		16	
TOTALS		RPI 1-25		RPI 26-50		W-L RECORDS		RPI 51-100		RPI 101-150		RPI 150+								
13- 4		0- 2		0- 1		OVERALL		0- 1		2- 0		11- 0								
7- 1		0- 0		0- 0		HOME		0- 1		0- 0		7- 0								
4- 1		0- 1		0- 0		AWAY		0- 0		1- 0		3- 0								
2- 2		0- 1		0- 1		NEUTRAL		0- 0		1- 0		1- 0								
6- 3		0- 2		0- 1		NON-CONFERENCE		0- 0		1- 0		5- 0								
3- 0		0- 0		0- 0		HOME		0- 0		0- 0		3- 0								
1- 1		0- 1		0- 0		AWAY		0- 0		0- 0		1- 0								
2- 2		0- 1		0- 1		NEUTRAL		0- 0		1- 0		1- 0								
7- 1		0- 0		0- 0		CONFERENCE		0- 1		1- 0		6- 0								
4- 1		0- 0		0- 0		HOME		0- 1		0- 0		4- 0								
3- 0		0- 0		0- 0		AWAY		0- 0		1- 0		2- 0								
0- 0		0- 0		0- 0		NEUTRAL		0- 0		0- 0		0- 0								
RPI S	Opponent		Score		RPI S	Opponent		Score		RPI S	Opponent		Score		RPI S	Opponent		Score		
1 A	Penn St.		0	3	40 N	Arkansas		0	3	61 H	Princeton		1	3	120 A	Harvard		3	1	
14 N	Southern California		0	3											144 N	Wake Forest		3	0	
															158 H	Cornell		3	1	
															159 N	Ohio		3	0	
															197 A	UC Santa Barbara		3	1	
															200 H	Penn		3	1	
															209 H	Rhode Island		3	1	
															216 A	Dartmouth		3	0	
															228 H	Columbia		3	0	
															238 H	Clemson		3	0	
															250 H	Delaware		3	0	
															278 A	Brown		3	1	
															278 H	Brown		3	0	
LAST 10 GAMES				LAST 10 GAMES				LAST 10 GAMES				LAST 10 GAMES								
278 A	Brown		3	1	61 H	Princeton		1	3	200 H	Penn		3	1	144 N	Wake Forest		3	0	
120 A	Harvard		3	1	278 H	Brown		3	0	159 N	Ohio		3	0						
216 A	Dartmouth		3	0																
158 H	Cornell		3	1																
228 H	Columbia		3	0																

Non-Div. I Games:

Yale

Average RPI Win:		164	WON-LOST RECORD		WINNING PCT. RANK		LAST 10 GAMES		STRENGTH OF SCHEDULE		OPP. STRENGTH OF SCHEDULE		TEAM RPI		ADJ RPI		CONF. RPI		ADJ CONF. RPI	
DIV. I ONLY			12- 9		.57143 129		3- 7		64		36		71		.57084 69		2		2	
DIV. I NON-CONF.			9- 2		.81818 40		0- 0		202		142		86		.56933 86		1		1	
TOTALS		RPI 1-25		RPI 26-50		W-L RECORDS		RPI 51-100		RPI 101-150		RPI 150+								
12- 9		0- 6		1- 1		OVERALL		2- 1		3- 1		6- 0								
9- 2		0- 1		1- 0		HOME		1- 1		3- 0		4- 0								
1- 7		0- 5		0- 1		AWAY		1- 0		0- 1		0- 0								
2- 0		0- 0		0- 0		NEUTRAL		0- 0		0- 0		2- 0								
9- 2		0- 0		0- 0		NON-CONFERENCE		2- 1		1- 1		6- 0								
6- 1		0- 0		0- 0		HOME		1- 1		1- 0		4- 0								
1- 1		0- 0		0- 0		AWAY		1- 0		0- 1		0- 0								
2- 0		0- 0		0- 0		NEUTRAL		0- 0		0- 0		2- 0								
3- 7		0- 6		1- 1		CONFERENCE		0- 0		2- 0		0- 0								
3- 1		0- 1		1- 0		HOME		0- 0		2- 0		0- 0								
0- 6		0- 5		0- 1		AWAY		0- 0		0- 0		0- 0								
0- 0		0- 0		0- 0		NEUTRAL		0- 0		0- 0		0- 0								
RPI	S	Opponent		Score		RPI	S	Opponent		Score		RPI	S	Opponent		Score				
7	A	Stanford		0 3		27	A	Oregon St.		0 3		58	H	UC Irvine		1 3				
9	A	Utah		0 3		44	H	Washington St.		3 1		89	A	Rice		3 1				
10	A	Oregon		0 3								96	H	Texas Tech		3 1				
12	H	Washington		0 3																
14	A	Southern California		1 3																
16	A	UCLA		0 3																

Non-Div. I Games:

California

Average RPI Win:		179	WON-LOST RECORD		WINNING PCT. RANK		LAST 10 GAMES		STRENGTH OF SCHEDULE		OPP. STRENGTH OF SCHEDULE		TEAM RPI		ADJ RPI		CONF. RPI		ADJ CONF. RPI				
Average RPI Loss:		66																					
DIV. I ONLY			16- 7		.69565 70		8- 2		116		95		69		.57075 70		14		14				
DIV. I NON-CONF.			8- 5		.61538 110		0- 0		89		47		82		.57278 84		11		11				
TOTALS		RPI 1-25		RPI 26-50		W-L RECORDS		RPI 51-100		RPI 101-150		RPI 150+											
16- 7		0- 2		0- 2		OVERALL		1- 1		5- 1		10- 1											
7- 3		0- 0		0- 1		HOME		0- 1		2- 1		5- 0											
6- 2		0- 1		0- 0		AWAY		0- 0		3- 0		3- 1											
3- 2		0- 1		0- 1		NEUTRAL		1- 0		0- 0		2- 0											
8- 5		0- 2		0- 2		NON-CONFERENCE		1- 1		2- 0		5- 0											
2- 2		0- 0		0- 1		HOME		0- 1		0- 0		2- 0											
3- 1		0- 1		0- 0		AWAY		0- 0		2- 0		1- 0											
3- 2		0- 1		0- 1		NEUTRAL		1- 0		0- 0		2- 0											
8- 2		0- 0		0- 0		CONFERENCE		0- 0		3- 1		5- 1											
5- 1		0- 0		0- 0		HOME		0- 0		2- 1		3- 0											
3- 1		0- 0		0- 0		AWAY		0- 0		1- 0		2- 1											
0- 0		0- 0		0- 0		NEUTRAL		0- 0		0- 0		0- 0											
RPI S	Opponent		Score		RPI S	Opponent		Score		RPI S	Opponent		Score		RPI S	Opponent		Score					
18 N	Wichita St.		1	3	34 N	Marquette		0	3	54 H	Dayton		2	3	114 A	Ball St.		3	1				
20 A	Purdue		0	3	35 H	Western Ky.		1	3	73 N	Radford		3	0	115 A	IUPUI		3	2				
																125 A	South Carolina		3	2			
																136 H	Bowling Green		3	1			
																139 H	Western Mich.		1	3			
																141 H	Buffalo		3	1			
																159 A	Ohio		2	3			
																173 A	Xavier		3	1			
																183 H	Central Mich.		3	1			
																194 N	Eastern Ky.		3	2			
																199 H	Northern Ariz.		3	1			
																209 H	Eastern Mich.		3	0			
																218 A	Kent St.		3	2			
																219 A	Toledo		3	0			
																233 H	Southern Ill.		3	0			
																261 N	Loyola Chicago		3	0			
																266 H	Akron		3	1			

Average RPI Win:	228	WON-LOST	WINNING	LAST 10	STRENGTH OF	OPP. STRENGTH	TEAM	ADJ	CONF.	ADJ CONF.			
Average RPI Loss:	112	RECORD	PCT. RANK	GAMES	SCHEDULE	OF SCHEDULE	RPI	RPI	RPI	RPI			
DIV. I ONLY		18- 5	.78261	31	8- 2	133	268	70	.57054	71	25	25	
DIV. I NON-CONF.		10- 3	.76923	55	0- 0	138	250	85	.57037	85	27	27	
<hr/>													
TOTALS	RPI 1-25	RPI 26-50		W-L RECORDS		RPI 51-100		RPI 101-150		RPI 150+			
18- 5	0- 0	0- 0		OVERALL		1- 2		1- 2		16- 1			
9- 0	0- 0	0- 0		HOME		1- 0		0- 0		8- 0			
6- 5	0- 0	0- 0		AWAY		0- 2		1- 2		5- 1			
3- 0	0- 0	0- 0		NEUTRAL		0- 0		0- 0		3- 0			
<hr/>													
10- 3	0- 0	0- 0		NON-CONFERENCE		0- 1		0- 2		10- 0			
4- 0	0- 0	0- 0		HOME		0- 0		0- 0		4- 0			
3- 3	0- 0	0- 0		AWAY		0- 1		0- 2		3- 0			
3- 0	0- 0	0- 0		NEUTRAL		0- 0		0- 0		3- 0			
<hr/>													
8- 2	0- 0	0- 0		CONFERENCE		1- 1		1- 0		6- 1			
5- 0	0- 0	0- 0		HOME		1- 0		0- 0		4- 0			
3- 2	0- 0	0- 0		AWAY		0- 1		1- 0		2- 1			
0- 0	0- 0	0- 0		NEUTRAL		0- 0		0- 0		0- 0			
<hr/>													
RPI	S	Opponent	Score	RPI	S	Opponent	Score	RPI	S	Opponent	Score		
				52 A High Point				1	3	114 A Ball St.		0	3
				92 A American				2	3	133 A Colgate		3	0
				92 H American				3	1	147 A Elon		2	3
										156 A Army West Point		2	3
										163 A UNCG		3	0
										165 H Lehigh		3	1
										200 A Penn		3	1
										204 N Fort Wayne		3	0
										222 H Air Force		3	1
										224 H UMES		3	2
										243 N Bradley		3	1
										245 H Bucknell		3	0
										251 A La Salle		3	0
										252 H Saint Francis (PA)		3	0
										256 N Robert Morris		3	0
										266 H Akron		3	0
										275 A Loyola Maryland		3	0
						275 H Loyola Maryland		3	0				
						312 A Holy Cross		3	0				
						317 H Lafayette		3	0				
<hr/>													
				LAST 10 GAMES									
275 A Loyola Maryland				3	0	317 H Lafayette				3	0		
92 A American				2	3	312 A Holy Cross				3	0		
156 A Army West Point				2	3	133 A Colgate				3	0		
165 H Lehigh				3	1	92 H American				3	1		
245 H Bucknell				3	0	275 H Loyola Maryland				3	0		

Non-Div. I Games:

Navy

Average RPI Win: 155		WON-LOST RECORD		WINNING PCT. RANK		LAST 10 GAMES		STRENGTH OF SCHEDULE		OPP. STRENGTH OF SCHEDULE		TEAM RPI		ADJ RPI		CONF. RPI		ADJ CONF. RPI	
DIV. I ONLY		14- 8		.63636 97		5- 5		95		52		74		.57049 72		3		4	
DIV. I NON-CONF.		10- 3		.76923 55		1- 0		143		134		74		.57974 74		3		3	
TOTALS		RPI 1-25		RPI 26-50		W-L RECORDS		RPI 51-100		RPI 101-150		RPI 150+							
14- 8		0- 1		2- 2		OVERALL		2- 4		4- 0		6- 1							
7- 3		0- 0		1- 2		HOME		2- 1		1- 0		3- 0							
5- 3		0- 1		1- 0		AWAY		0- 2		1- 0		3- 0							
2- 2		0- 0		0- 0		NEUTRAL		0- 1		2- 0		0- 1							
10- 3		0- 0		0- 0		NON-CONFERENCE		2- 2		3- 0		5- 1							
6- 0		0- 0		0- 0		HOME		2- 0		1- 0		3- 0							
2- 1		0- 0		0- 0		AWAY		0- 1		0- 0		2- 0							
2- 2		0- 0		0- 0		NEUTRAL		0- 1		2- 0		0- 1							
4- 5		0- 1		2- 2		CONFERENCE		0- 2		1- 0		1- 0							
1- 3		0- 0		1- 2		HOME		0- 1		0- 0		0- 0							
3- 2		0- 1		1- 0		AWAY		0- 1		1- 0		1- 0							
0- 0		0- 0		0- 0		NEUTRAL		0- 0		0- 0		0- 0							
RPI S	Opponent	Score		RPI S	Opponent	Score		RPI S	Opponent	Score		RPI S	Opponent	Score					
3	A Florida	0 3		36	H Auburn	0 3		52	N High Point	1 3		109	N FGCU	3 0					
				41	H Texas A&M	0 3		55	A Kennesaw St.	0 3		125	A South Carolina	3 2					
				43	H Alabama	3 0		56	A Ole Miss	2 3		138	N Oklahoma	3 0					
				50	A Missouri	3 0		57	H Tennessee	2 3		143	H LIU Brooklyn	3 0					
								79	H Georgia Tech	3 1		155	N Wofford	2 3					
								96	H Texas Tech	3 1		159	A Ohio	3 0					
												185	A Mississippi St.	3 0					
												220	H UNC Asheville	3 0					
												259	A Davidson	3 1					
												265	H George Mason	3 0					
												298	H Presbyterian	3 0					
				LAST 10 GAMES															
				50	A Missouri	3 0		56	A Ole Miss	2 3									
				185	A Mississippi St.	3 0		41	H Texas A&M	0 3									
				57	H Tennessee	2 3		36	H Auburn	0 3									
				3	A Florida	0 3		43	H Alabama	3 0									
				125	A South Carolina	3 2		79	H Georgia Tech	3 1									

Average RPI Win: 214		WON-LOST	WINNING	LAST 10	STRENGTH OF		OPP. STRENGTH	TEAM	ADJ		CONF.	ADJ CONF.	
Average RPI Loss: 109		RECORD	PCT. RANK	GAMES	SCHEDULE		OF SCHEDULE	RPI	RPI		RPI	RPI	
DIV. I ONLY		18- 3	.85714	16	8- 2		222	187	72	.56921	73	21	22
DIV. I NON-CONF.		10- 1	.90909	15	0- 0		235	146	72	.5822	72	23	23
TOTALS		RPI 1-25	RPI 26-50		W-L RECORDS		RPI 51-100		RPI 101-150		RPI 150+		
18- 3	0- 0	0- 0		OVERALL		0- 2		4- 0		14- 1			
2- 1	0- 0	0- 0		HOME		0- 0		0- 0		2- 1			
10- 1	0- 0	0- 0		AWAY		0- 1		3- 0		7- 0			
6- 1	0- 0	0- 0		NEUTRAL		0- 1		1- 0		5- 0			
10- 1	0- 0	0- 0		NON-CONFERENCE		0- 1		4- 0		6- 0			
0- 0	0- 0	0- 0		HOME		0- 0		0- 0		0- 0			
4- 0	0- 0	0- 0		AWAY		0- 0		3- 0		1- 0			
6- 1	0- 0	0- 0		NEUTRAL		0- 1		1- 0		5- 0			
8- 2	0- 0	0- 0		CONFERENCE		0- 1		0- 0		8- 1			
2- 1	0- 0	0- 0		HOME		0- 0		0- 0		2- 1			
6- 1	0- 0	0- 0		AWAY		0- 1		0- 0		6- 0			
0- 0	0- 0	0- 0		NEUTRAL		0- 0		0- 0		0- 0			
RPI S	Opponent	Score	RPI S	Opponent	Score	RPI S	Opponent	Score	RPI S	Opponent	Score		
						52 A	High Point	0 3	104 A	Arizona	3 2		
						70 N	Miami (OH)	0 3	125 A	South Carolina	3 2		
									127 N	ETSU	3 2		
									146 A	Virginia Tech	3 0		
									165 A	Lehigh	3 0		
									174 A	Campbell	3 1		
									194 N	Eastern Ky.	3 0		
									194 N	Eastern Ky.	3 0		
									206 H	Liberty	2 3		
									220 A	UNC Asheville	3 0		
									220 H	UNC Asheville	3 1		
									226 A	Winthrop	3 1		
									226 H	Winthrop	3 0		
									264 N	Marist	3 1		
									270 N	Grand Canyon	3 2		
									271 A	Gardner-Webb	3 0		
									298 A	Presbyterian	3 1		
									301 A	Charleston So.	3 0		
									319 N	Coppin St.	3 0		
LAST 10 GAMES													
						220 A	UNC Asheville	3 0	206 H	Liberty	2 3		
						301 A	Charleston So.	3 0	52 A	High Point	0 3		
						226 H	Winthrop	3 0	174 A	Campbell	3 1		
						220 H	UNC Asheville	3 1	271 A	Gardner-Webb	3 0		
						298 A	Presbyterian	3 1	226 A	Winthrop	3 1		

Non-Div. I Games:

Radford

Average RPI Win:	185	WON-LOST	WINNING	LAST 10	STRENGTH OF	OPP. STRENGTH	TEAM	ADJ	CONF.	ADJ CONF.	
Average RPI Loss:	91	RECORD	PCT. RANK	GAMES	SCHEDULE	OF SCHEDULE	RPI	RPI	RPI	RPI	
DIV. I ONLY	17- 7	.70833	65	9- 1	120	144	73	.5686	74	24	24
DIV. I NON-CONF.	9- 6	.6	119	1- 0	83	103	88	.56385	89	22	22
<hr/>											
TOTALS	RPI 1-25	RPI 26-50		W-L RECORDS	RPI 51-100		RPI 101-150		RPI 150+		
17- 7	0- 1	0- 0		OVERALL	3- 3		4- 3		10- 0		
8- 2	0- 0	0- 0		HOME	1- 2		2- 0		5- 0		
7- 1	0- 1	0- 0		AWAY	2- 0		1- 0		4- 0		
2- 4	0- 0	0- 0		NEUTRAL	0- 1		1- 3		1- 0		
<hr/>											
9- 6	0- 1	0- 0		NON-CONFERENCE	2- 2		3- 3		4- 0		
4- 1	0- 0	0- 0		HOME	1- 1		2- 0		1- 0		
3- 1	0- 1	0- 0		AWAY	1- 0		0- 0		2- 0		
2- 4	0- 0	0- 0		NEUTRAL	0- 1		1- 3		1- 0		
<hr/>											
8- 1	0- 0	0- 0		CONFERENCE	1- 1		1- 0		6- 0		
4- 1	0- 0	0- 0		HOME	0- 1		0- 0		4- 0		
4- 0	0- 0	0- 0		AWAY	1- 0		1- 0		2- 0		
0- 0	0- 0	0- 0		NEUTRAL	0- 0		0- 0		0- 0		
<hr/>											
RPI S	Opponent	Score	RPI S	Opponent	Score	RPI S	Opponent	Score	RPI S	Opponent	Score
24 A	Baylor	1 3				51 N	VCU	0 3	113 N	Cincinnati	3 2
						77 H	SMU	2 3	117 H	UTSA	3 2
						78 H	TCU	3 1	117 N	UTSA	2 3
						91 A	SFA	3 1	119 A	Coastal Caro.	3 0
						93 H	South Ala.	0 3	123 H	Houston Baptist	3 0
						99 A	Arkansas St.	3 0	137 N	St. John's (NY)	1 3
									139 N	Western Mich.	1 3
									173 A	Xavier	3 0
									188 A	Sam Houston St.	3 2
									188 N	Sam Houston St.	3 0
									225 H	UT Arlington	3 0
									244 A	Appalachian St.	3 0
									258 A	Little Rock	3 0
									262 H	Georgia St.	3 0
									274 H	Troy	3 0
									290 H	Ga. Southern	3 0
									300 H	UMass Lowell	3 0
<hr/>											
LAST 10 GAMES											
262 H Georgia St.						258 A Little Rock					
290 H Ga. Southern						119 A Coastal Caro.					
225 H UT Arlington						244 A Appalachian St.					
78 H TCU						274 H Troy					
99 A Arkansas St.						93 H South Ala.					

Non-Div. I Games:

Texas St.

Average RPI Win: 206		WON-LOST	WINNING	LAST 10	STRENGTH OF		OPP. STRENGTH	TEAM	ADJ		CONF.	ADJ CONF.			
Average RPI Loss: 71		RECORD	PCT. RANK	GAMES	SCHEDULE		OF SCHEDULE	RPI	RPI		RPI	RPI			
DIV. I ONLY		23- 4	.85185	19	8- 2		241	160	75		.56727	75			
DIV. I NON-CONF.		15- 2	.88235	21	0- 0		233	139	78		.57672	80			
TOTALS		RPI 1-25	RPI 26-50		W-L RECORDS		RPI 51-100		RPI 101-150		RPI 150+				
23- 4		0- 0	0- 1		OVERALL		1- 3		4- 0		18- 0				
8- 0		0- 0	0- 0		HOME		0- 0		1- 0		7- 0				
8- 3		0- 0	0- 0		AWAY		1- 3		2- 0		5- 0				
7- 1		0- 0	0- 1		NEUTRAL		0- 0		1- 0		6- 0				
15- 2		0- 0	0- 1		NON-CONFERENCE		1- 1		3- 0		11- 0				
4- 0		0- 0	0- 0		HOME		0- 0		0- 0		4- 0				
4- 1		0- 0	0- 0		AWAY		1- 1		2- 0		1- 0				
7- 1		0- 0	0- 1		NEUTRAL		0- 0		1- 0		6- 0				
8- 2		0- 0	0- 0		CONFERENCE		0- 2		1- 0		7- 0				
4- 0		0- 0	0- 0		HOME		0- 0		1- 0		3- 0				
4- 2		0- 0	0- 0		AWAY		0- 2		0- 0		4- 0				
0- 0		0- 0	0- 0		NEUTRAL		0- 0		0- 0		0- 0				
RPI	S	Opponent	Score	RPI	S	Opponent	Score	RPI	S	Opponent	Score	RPI	S	Opponent	Score
				26	N	Cal Poly	0 3	56	A	Ole Miss	3 2	115	N	IUPUI	3 2
								79	A	Georgia Tech	0 3	116	A	Green Bay	3 0
								83	A	Portland St.	1 3	124	H	Idaho	3 0
								97	A	Sacramento St.	2 3	130	A	New Mexico St.	3 2
												153	H	North Dakota St.	3 0
												166	N	UNLV	3 1
												167	N	New Mexico	3 0
												168	A	Northern Colo.	3 0
												172	N	Chattanooga	3 0
												203	H	Idaho St.	3 0
												231	A	Montana St.	3 0
												234	H	Weber St.	3 0
												244	H	Appalachian St.	3 0
												246	A	Montana	3 0
												247	H	George Washington	3 0
												255	H	Eastern Wash.	3 0
												260	A	UTEP	3 0
												267	N	Florida A&M	3 2
												283	N	Louisiana Tech	3 1
												284	N	Youngstown St.	3 0
												293	A	Southern Utah	3 1
												314	H	South Dakota St.	3 0
				LAST 10 GAMES											
				234	H	Weber St.	3 0	97	A	Sacramento St.	2 3				
				203	H	Idaho St.	3 0	255	H	Eastern Wash.	3 0				
				246	A	Montana	3 0	124	H	Idaho	3 0				
				231	A	Montana St.	3 0	168	A	Northern Colo.	3 0				
				83	A	Portland St.	1 3	293	A	Southern Utah	3 1				

Non-Div. I Games:

North Dakota

Average RPI Win:	155	WON-LOST RECORD	WINNING PCT. RANK	LAST 10 GAMES	STRENGTH OF SCHEDULE	OPP. STRENGTH OF SCHEDULE	TEAM RPI	ADJ RPI	CONF. RPI	ADJ CONF. RPI									
DIV. I ONLY		12- 6	.66667	80	8- 2	100	93	76	.5669	76	8	8							
DIV. I NON-CONF.		4- 4	.5	158	0- 0	131	100	131	.51876	131	9	9							
<hr/>																			
TOTALS	RPI 1-25	RPI 26-50		W-L RECORDS		RPI 51-100		RPI 101-150		RPI 150+									
12- 6	0- 1	0- 1		OVERALL		1- 1		6- 2		5- 1									
5- 2	0- 1	0- 0		HOME		1- 0		2- 1		2- 0									
5- 2	0- 0	0- 1		AWAY		0- 1		2- 0		3- 0									
2- 2	0- 0	0- 0		NEUTRAL		0- 0		2- 1		0- 1									
<hr/>																			
4- 4	0- 0	0- 1		NON-CONFERENCE		0- 1		2- 1		2- 1									
1- 0	0- 0	0- 0		HOME		0- 0		0- 0		1- 0									
1- 2	0- 0	0- 1		AWAY		0- 1		0- 0		1- 0									
2- 2	0- 0	0- 0		NEUTRAL		0- 0		2- 1		0- 1									
<hr/>																			
8- 2	0- 1	0- 0		CONFERENCE		1- 0		4- 1		3- 0									
4- 2	0- 1	0- 0		HOME		1- 0		2- 1		1- 0									
4- 0	0- 0	0- 0		AWAY		0- 0		2- 0		2- 0									
0- 0	0- 0	0- 0		NEUTRAL		0- 0		0- 0		0- 0									
<hr/>																			
RPI S	Opponent	Score	RPI S	Opponent	Score	RPI S	Opponent	Score	RPI S	Opponent	Score								
18 H	Wichita St.	1 3	45 A	Maryland	2 3	62 A	Villanova	1 3	101 N	Northeastern	3 0								
						77 H	SMU	3 1	112 A	UCF	3 2								
								113 H	Cincinnati	3 1									
								132 A	Tulane	3 1									
								133 N	Colgate	0 3									
								137 N	St. John's (NY)	3 0									
								140 H	Tulsa	3 1									
								150 H	East Carolina	1 3									
								181 A	South Fla.	3 0									
								195 A	Houston	3 2									
								201 A	Albany (NY)	3 0									
								208 H	Boston College	3 0									
								221 N	UMBC	1 3									
								257 H	Memphis	3 0									
								<hr/>											
											LAST 10 GAMES								
			77 H SMU			3 1	150 H East Carolina			1 3									
			140 H Tulsa			3 1	195 A Houston			3 2									
			112 A UCF			3 2	132 A Tulane			3 1									
			181 A South Fla.			3 0	257 H Memphis			3 0									
			113 H Cincinnati			3 1	18 H Wichita St.			1 3									

Non-Div. I Games:

Temple

SMU		Through Games Of Oct. 22, 2017											
Average RPI Win:	152	WON-LOST RECORD	WINNING PCT. RANK	LAST 10 GAMES	STRENGTH OF SCHEDULE	OPP. STRENGTH OF SCHEDULE	TEAM RPI	ADJ RPI	CONF. RPI	ADJ CONF. RPI			
Average RPI Loss:	90												
DIV. I ONLY		14- 7	.66667	80	8- 2	117	80	77	.5661	77	8	8	
DIV. I NON-CONF.		6- 5	.54545	141	0- 0	146	53	117	.53151	117	9	9	
<hr/>													
TOTALS		RPI 1-25	RPI 26-50		W-L RECORDS		RPI 51-100		RPI 101-150		RPI 150+		
14- 7	0- 1		0- 1	OVERALL		3- 3			5- 1	6- 1			
5- 4	0- 0		0- 1	HOME		0- 2			2- 0	3- 1			
6- 2	0- 1		0- 0	AWAY		2- 1			2- 0	2- 0			
3- 1	0- 0		0- 0	NEUTRAL		1- 0			1- 1	1- 0			
<hr/>													
6- 5	0- 0		0- 1	NON-CONFERENCE		3- 2			1- 1	2- 1			
1- 4	0- 0		0- 1	HOME		0- 2			0- 0	1- 1			
2- 0	0- 0		0- 0	AWAY		2- 0			0- 0	0- 0			
3- 1	0- 0		0- 0	NEUTRAL		1- 0			1- 1	1- 0			
<hr/>													
8- 2	0- 1		0- 0	CONFERENCE		0- 1			4- 0	4- 0			
4- 0	0- 0		0- 0	HOME		0- 0			2- 0	2- 0			
4- 2	0- 1		0- 0	AWAY		0- 1			2- 0	2- 0			
0- 0	0- 0		0- 0	NEUTRAL		0- 0			0- 0	0- 0			
<hr/>													
RPI S	Opponent	Score	RPI S	Opponent	Score	RPI S	Opponent	Score	RPI S	Opponent	Score		
18 A	Wichita St.	1 3	40 H	Arkansas	2 3	56 N	Ole Miss	3 1	112 H	UCF	3 0		
						74 A	Texas St.	3 2	113 A	Cincinnati	3 2		
						76 A	Temple	1 3	117 N	UTSA	3 1		
						78 H	TCU	1 3	132 H	Tulane	3 1		
						89 H	Rice	1 3	146 N	Virginia Tech	0 3		
						99 A	Arkansas St.	3 0	150 A	East Carolina	3 2		
									171 H	A&M-Corpus Christi	3 0		
									176 A	UConn	3 0		
									181 H	South Fla.	3 1		
									185 H	Mississippi St.	2 3		
									195 H	Houston	3 0		
									257 A	Memphis	3 0		
									300 N	UMass Lowell	3 0		
<hr/>													
LAST 10 GAMES													
	76 A	Temple	1	3		181 H	South Fla.	3	1				
	176 A	UConn	3	0		113 A	Cincinnati	3	2				
	257 A	Memphis	3	0		150 A	East Carolina	3	2				
	18 A	Wichita St.	1	3		195 H	Houston	3	0				
	112 H	UCF	3	0		132 H	Tulane	3	1				

Average RPI Win: 142		WON-LOST RECORD		WINNING PCT. RANK		LAST 10 GAMES		STRENGTH OF SCHEDULE		OPP. STRENGTH OF SCHEDULE		TEAM RPI		ADJ RPI		CONF. RPI		ADJ CONF. RPI	
DIV. I ONLY		9- 11		.45 197		2- 8		21		58		78		.56474 78		4		3	
DIV. I NON-CONF.		8- 4		.66667 84		1- 1		31		128		44		.60595 47		4		4	
TOTALS		RPI 1-25		RPI 26-50		W-L RECORDS		RPI 51-100		RPI 101-150		RPI 150+							
9- 11		0- 4		0- 2		OVERALL		3- 4		2- 1		4- 0							
6- 4		0- 2		0- 0		HOME		2- 1		2- 1		2- 0							
1- 6		0- 2		0- 1		AWAY		1- 2		0- 0		0- 0							
2- 1		0- 0		0- 1		NEUTRAL		0- 0		0- 0		2- 0							
8- 4		0- 0		0- 2		NON-CONFERENCE		2- 2		2- 0		4- 0							
5- 1		0- 0		0- 0		HOME		1- 1		2- 0		2- 0							
1- 2		0- 0		0- 1		AWAY		1- 1		0- 0		0- 0							
2- 1		0- 0		0- 1		NEUTRAL		0- 0		0- 0		2- 0							
1- 7		0- 4		0- 0		CONFERENCE		1- 2		0- 1		0- 0							
1- 3		0- 2		0- 0		HOME		1- 0		0- 1		0- 0							
0- 4		0- 2		0- 0		AWAY		0- 2		0- 0		0- 0							
0- 0		0- 0		0- 0		NEUTRAL		0- 0		0- 0		0- 0							
RPI	S	Opponent		Score		RPI	S	Opponent		Score		RPI	S	Opponent		Score			
6	H	Texas		0	3	32	N	Colorado St.		2	3	53	A	West Virginia		1	3		
11	A	Kansas		0	3	39	A	Florida St.		1	3	74	A	Texas St.		1	3		
19	A	Iowa St.		0	3							77	A	SMU		3	1		
24	H	Baylor		0	3							81	H	Duke		0	3		
												89	H	Rice		3	0		
												96	A	Texas Tech		1	3		
												100	H	Kansas St.		3	1		
														220		N	UNC Asheville	3	0
				LAST 10 GAMES															
				19	A	Iowa St.		0	3	100	H	Kansas St.		3	1				
				138	H	Oklahoma		0	3	11	A	Kansas		0	3				
				96	A	Texas Tech		1	3	24	H	Baylor		0	3				
				74	A	Texas St.		1	3	53	A	West Virginia		1	3				
				6	H	Texas		0	3	188	N	Sam Houston St.		3	1				

Non-Div. I Games:

TCU

[illegible]

Non-Div. I Games:

Georgia Tech

Average RPI Win:	150	WON-LOST	WINNING	LAST 10	STRENGTH OF	OPP. STRENGTH	TEAM	ADJ	CONF.	ADJ CONF.	
Average RPI Loss:	39	RECORD	PCT. RANK	GAMES	SCHEDULE	OF SCHEDULE	RPI	RPI	RPI	RPI	
DIV. I ONLY	12- 9	.57143	129	5- 5	85	33	79	.56131	80	6	6
DIV. I NON-CONF.	7- 4	.63636	99	0- 0	113	11	83	.57389	82	6	6
<hr/>											
TOTALS	RPI 1-25	RPI 26-50		W-L RECORDS	RPI 51-100		RPI 101-150		RPI 150+		
12- 9	0- 6	1- 1		OVERALL	2- 0		4- 2		5- 0		
6- 5	0- 3	0- 1		HOME	0- 0		3- 1		3- 0		
4- 4	0- 3	1- 0		AWAY	2- 0		0- 1		1- 0		
2- 0	0- 0	0- 0		NEUTRAL	0- 0		1- 0		1- 0		
<hr/>											
7- 4	0- 3	1- 1		NON-CONFERENCE	1- 0		1- 0		4- 0		
2- 2	0- 1	0- 1		HOME	0- 0		0- 0		2- 0		
3- 2	0- 2	1- 0		AWAY	1- 0		0- 0		1- 0		
2- 0	0- 0	0- 0		NEUTRAL	0- 0		1- 0		1- 0		
<hr/>											
5- 5	0- 3	0- 0		CONFERENCE	1- 0		3- 2		1- 0		
4- 3	0- 2	0- 0		HOME	0- 0		3- 1		1- 0		
1- 2	0- 1	0- 0		AWAY	1- 0		0- 1		0- 0		
0- 0	0- 0	0- 0		NEUTRAL	0- 0		0- 0		0- 0		
<hr/>											
RPI S	Opponent	Score		RPI S	Opponent	Score		RPI S	Opponent	Score	
10 A	Oregon	2	3	29 H	Michigan	0	3	81 A	Duke	3	1
14 H	Southern California	1	3	47 A	North Carolina	3	2	95 A	Portland	3	0
16 A	UCLA	0	3								
17 H	BYU	2	3								
22 A	San Diego	0	3								
22 H	San Diego	0	3								
<hr/>											
LAST 10 GAMES											
17 H BYU				2	3	95 A Portland		3	0		
22 H San Diego				0	3	129 H Pacific		3	0		
286 H San Francisco				3	0	149 H Saint Mary's (CA)		3	2		
105 H Santa Clara				3	2	22 A San Diego		0	3		
110 A Gonzaga				0	3	107 H Pepperdine		1	3		

Non-Div. I Games:

Loyola Marymount

Average RPI Win:	142	WON-LOST	WINNING	LAST 10	STRENGTH OF	OPP. STRENGTH	TEAM	ADJ	CONF.	ADJ CONF.	
Average RPI Loss:	68	RECORD	PCT. RANK	GAMES	SCHEDULE	OF SCHEDULE	RPI	RPI	RPI	RPI	
DIV. I ONLY	13- 8	.61905	106	5- 5	112	53	80	.55962	81	5	5
DIV. I NON-CONF.	8- 3	.72727	69	0- 0	91	78	55	.59534	57	5	5
<hr/>											
TOTALS	RPI 1-25	RPI 26-50		W-L RECORDS	RPI 51-100		RPI 101-150		RPI 150+		
13- 8	0- 0	1- 4		OVERALL	2- 2		4- 2		6- 0		
5- 6	0- 0	0- 2		HOME	1- 2		2- 2		2- 0		
5- 2	0- 0	1- 2		AWAY	1- 0		1- 0		2- 0		
3- 0	0- 0	0- 0		NEUTRAL	0- 0		1- 0		2- 0		
<hr/>											
8- 3	0- 0	1- 0		NON-CONFERENCE	1- 2		2- 1		4- 0		
2- 3	0- 0	0- 0		HOME	0- 2		1- 1		1- 0		
3- 0	0- 0	1- 0		AWAY	1- 0		0- 0		1- 0		
3- 0	0- 0	0- 0		NEUTRAL	0- 0		1- 0		2- 0		
<hr/>											
5- 5	0- 0	0- 4		CONFERENCE	1- 0		2- 1		2- 0		
3- 3	0- 0	0- 2		HOME	1- 0		1- 1		1- 0		
2- 2	0- 0	0- 2		AWAY	0- 0		1- 0		1- 0		
0- 0	0- 0	0- 0		NEUTRAL	0- 0		0- 0		0- 0		
<hr/>											
RPI S	Opponent	Score	RPI S	Opponent	Score	RPI S	Opponent	Score	RPI S	Opponent	Score
			32 A	Colorado St.	3 2	66 H	Northwestern	0 3	111 H	Syracuse	1 3
			37 H	Miami (FL)	2 3	78 A	TCU	3 0	112 N	UCF	3 2
			38 A	NC State	0 3	79 H	Georgia Tech	3 0	119 H	Coastal Caro.	3 0
			39 H	Florida St.	1 3	80 H	Loyola Marymount	1 3	125 H	South Carolina	1 3
			47 A	North Carolina	1 3				144 H	Wake Forest	3 1
									146 A	Virginia Tech	3 2
									165 N	Lehigh	3 2
									168 A	Northern Colo.	3 0
									186 H	UNCW	3 0
									202 N	Utah Valley	3 2
									208 H	Boston College	3 0
									211 A	Virginia	3 1
<hr/>											
LAST 10 GAMES											
			146 A	Virginia Tech	3 2	47 A	North Carolina	1 3			
			211 A	Virginia	3 1	208 H	Boston College	3 0			
			39 H	Florida St.	1 3	111 H	Syracuse	1 3			
			37 H	Miami (FL)	2 3	79 H	Georgia Tech	3 0			
			38 A	NC State	0 3	144 H	Wake Forest	3 1			

Non-Div. I Games:

Duke

Average RPI Win:		189	WON-LOST		WINNING		LAST 10		STRENGTH OF		OPP. STRENGTH		TEAM		ADJ		CONF.		ADJ CONF.				
Average RPI Loss:		52	RECORD		PCT. RANK		GAMES		SCHEDULE		OF SCHEDULE		RPI		RPI		RPI		RPI				
DIV. I ONLY			11- 10		.52381		151		57		76		86		.55956		82		19				
DIV. I NON-CONF.			7- 6		.53846		145		34		16		59		.59399		58		20				
TOTALS		RPI 1-25		RPI 26-50		W-L RECORDS		RPI 51-100		RPI 101-150		RPI 150+											
11- 10		0- 3		1- 3		OVERALL		0- 2		4- 1		6- 1											
5- 4		0- 1		0- 1		HOME		0- 1		2- 1		3- 0											
2- 5		0- 2		0- 1		AWAY		0- 1		1- 0		1- 1											
4- 1		0- 0		1- 1		NEUTRAL		0- 0		1- 0		2- 0											
7- 6		0- 3		1- 3		NON-CONFERENCE		0- 0		4- 0		2- 0											
2- 2		0- 1		0- 1		HOME		0- 0		2- 0		0- 0											
1- 3		0- 2		0- 1		AWAY		0- 0		1- 0		0- 0											
4- 1		0- 0		1- 1		NEUTRAL		0- 0		1- 0		2- 0											
4- 4		0- 0		0- 0		CONFERENCE		0- 2		0- 1		4- 1											
3- 2		0- 0		0- 0		HOME		0- 1		0- 1		3- 0											
1- 2		0- 0		0- 0		AWAY		0- 1		0- 0		1- 1											
0- 0		0- 0		0- 0		NEUTRAL		0- 0		0- 0		0- 0											
RPI	S	Opponent		Score		RPI	S	Opponent		Score		RPI	S	Opponent		Score							
3	A	Florida		1	3	31	A	Ohio St.		0	3	55	A	Kennesaw St.		2	3	104	H	Arizona	3	1	
8	A	Wisconsin		0	3	35	H	Western Ky.		0	3	55	H	Kennesaw St.		2	3	109	H	FGCU	1	3	
18	H	Wichita St.		0	3	41	N	Texas A&M		1	3							121	A	Belmont	3	1	
						48	N	Missouri St.		3	2							127	H	ETSU	3	0	
																		134	N	Oakland	3	2	
																		162	A	Jacksonville	1	3	
																		169	N	Northern Ky.	3	0	
																		253	H	USC Upstate	3	0	
																		267	N	Florida A&M	3	0	
																		272	H	Stetson	3	0	
																		276	A	North Florida	3	0	
																		307	H	NJIT	3	0	
LAST 10 GAMES																							
						55	H	Kennesaw St.		2	3	276	A	North Florida		3	0						
						253	H	USC Upstate		3	0	109	H	FGCU		1	3						
						307	H	NJIT		3	0	272	H	Stetson		3	0						
						121	A	Belmont		3	1	55	A	Kennesaw St.		2	3						
						162	A	Jacksonville		1	3	3	A	Florida		1	3						

Non-Div. I Games:

Lipscomb

Average RPI Win: 180		WON-LOST	WINNING	LAST 10	STRENGTH OF		OPP. STRENGTH	TEAM	ADJ		CONF.	ADJ CONF.	
Average RPI Loss: 128		RECORD	PCT. RANK	GAMES	SCHEDULE		OF SCHEDULE	RPI	RPI		RPI	RPI	
DIV. I ONLY		17- 5	.77273	36	8- 2		216	114	81	.55735	83	17	17
DIV. I NON-CONF.		9- 3	.75	58	0- 0		220	69	95	.55429	95	15	15
TOTALS		RPI 1-25	RPI 26-50		W-L RECORDS		RPI 51-100		RPI 101-150		RPI 150+		
17- 5	0- 0	0- 0		OVERALL		2- 2		4- 1		11- 2			
5- 2	0- 0	0- 0		HOME		1- 1		0- 0		4- 1			
6- 1	0- 0	0- 0		AWAY		1- 0		3- 0		2- 1			
6- 2	0- 0	0- 0		NEUTRAL		0- 1		1- 1		5- 0			
9- 3	0- 0	0- 0		NON-CONFERENCE		1- 1		3- 1		5- 1			
0- 0	0- 0	0- 0		HOME		0- 0		0- 0		0- 0			
3- 1	0- 0	0- 0		AWAY		1- 0		2- 0		0- 1			
6- 2	0- 0	0- 0		NEUTRAL		0- 1		1- 1		5- 0			
8- 2	0- 0	0- 0		CONFERENCE		1- 1		1- 0		6- 1			
5- 2	0- 0	0- 0		HOME		1- 1		0- 0		4- 1			
3- 0	0- 0	0- 0		AWAY		0- 0		1- 0		2- 0			
0- 0	0- 0	0- 0		NEUTRAL		0- 0		0- 0		0- 0			
RPI S	Opponent	Score		RPI S	Opponent	Score		RPI S	Opponent	Score			

Average RPI Win:	161	WON-LOST RECORD	WINNING PCT. RANK	LAST 10 GAMES	STRENGTH OF SCHEDULE	OPP. STRENGTH OF SCHEDULE	TEAM RPI	ADJ RPI	CONF. RPI	ADJ CONF. RPI		
DIV. I ONLY		13- 11	.54167	148	7- 3	61	69	82	.55725	84	7	7
DIV. I NON-CONF.		6- 7	.46154	183	0- 0	81	73	113	.53253	113	7	7
<hr/>												
TOTALS	RPI 1-25	RPI 26-50		W-L RECORDS		RPI 51-100		RPI 101-150		RPI 150+		
13- 11	0- 3	0- 1		OVERALL		1- 5		5- 2		7- 0		
6- 2	0- 1	0- 0		HOME		1- 0		2- 1		3- 0		
5- 5	0- 1	0- 1		AWAY		0- 3		2- 0		3- 0		
2- 4	0- 1	0- 0		NEUTRAL		0- 2		1- 1		1- 0		
<hr/>												
6- 7	0- 1	0- 0		NON-CONFERENCE		0- 4		4- 2		2- 0		
2- 1	0- 0	0- 0		HOME		0- 0		1- 1		1- 0		
2- 2	0- 0	0- 0		AWAY		0- 2		2- 0		0- 0		
2- 4	0- 1	0- 0		NEUTRAL		0- 2		1- 1		1- 0		
<hr/>												
7- 4	0- 2	0- 1		CONFERENCE		1- 1		1- 0		5- 0		
4- 1	0- 1	0- 0		HOME		1- 0		1- 0		2- 0		
3- 3	0- 1	0- 1		AWAY		0- 1		0- 0		3- 0		
0- 0	0- 0	0- 0		NEUTRAL		0- 0		0- 0		0- 0		
<hr/>												
RPI S	Opponent	Score	RPI S	Opponent	Score	RPI S	Opponent	Score	RPI S	Opponent	Score	
15 A	Creighton	0 3	34 A	Marquette	0 3	51 A	VCU	2 3	108 H	Hofstra	0 3	
15 H	Creighton	0 3				54 N	Dayton	0 3	113 N	Cincinnati	3 1	
21 N	Colorado	0 3				59 A	Butler	0 3	118 A	Illinois St.	3 2	
						61 A	Princeton	2 3	136 N	Bowling Green	2 3	
						62 H	Villanova	3 1	137 H	St. John's (NY)	3 0	
						66 N	Northwestern	0 3	138 A	Oklahoma	3 2	
									141 H	Buffalo	3 2	
									157 A	Providence	3 1	
									157 H	Providence	3 0	
									173 A	Xavier	3 0	
									187 H	Georgetown	3 1	
									227 A	DePaul	3 0	
									232 H	Rutgers	3 1	
									248 N	Northwestern St.	3 0	
<hr/>												
LAST 10 GAMES												
15 A Creighton						173 A Xavier						
157 A Providence						187 H Georgetown						
137 H St. John's (NY)						157 H Providence						
62 H Villanova						15 H Creighton						
59 A Butler						227 A DePaul						

Non-Div. I Games:

Seton Hall

Average RPI Win: 205		WON-LOST	WINNING	LAST 10	STRENGTH OF		OPP. STRENGTH	TEAM	ADJ		CONF.	ADJ CONF.
Average RPI Loss: 110		RECORD	PCT. RANK	GAMES	SCHEDULE		OF SCHEDULE	RPI	RPI		RPI	RPI
DIV. I ONLY		13- 7	.65	94	5- 5		81	242	83		.55719	85
DIV. I NON-CONF.		9- 3	.75	58	1- 1		115	223	80		.57425	81
TOTALS		RPI 1-25	RPI 26-50		W-L RECORDS		RPI 51-100		RPI 101-150		RPI 150+	
13- 7		0- 0	0- 2		OVERALL		1- 2		3- 1		9- 2	
3- 4		0- 0	0- 1		HOME		0- 1		0- 0		3- 2	
7- 1		0- 0	0- 0		AWAY		0- 1		2- 0		5- 0	
3- 2		0- 0	0- 1		NEUTRAL		1- 0		1- 1		1- 0	
9- 3		0- 0	0- 1		NON-CONFERENCE		1- 0		2- 1		6- 1	
2- 1		0- 0	0- 0		HOME		0- 0		0- 0		2- 1	
4- 0		0- 0	0- 0		AWAY		0- 0		1- 0		3- 0	
3- 2		0- 0	0- 1		NEUTRAL		1- 0		1- 1		1- 0	
4- 4		0- 0	0- 1		CONFERENCE		0- 2		1- 0		3- 1	
1- 3		0- 0	0- 1		HOME		0- 1		0- 0		1- 1	
3- 1		0- 0	0- 0		AWAY		0- 1		1- 0		2- 0	
0- 0		0- 0	0- 0		NEUTRAL		0- 0		0- 0		0- 0	
RPI S	Opponent	Score	RPI S	Opponent	Score	RPI S	Opponent	Score	RPI S	Opponent	Score	
			35 H	Western Ky.	2 3	65 H	North Texas	1 3	109 A	FGCU	3 1	
			37 N	Miami (FL)	2 3	89 A	Rice	2 3	112 N	UCF	1 3	
						91 N	SFA	3 0	119 N	Coastal Caro.	3 0	
									148 A	Southern Miss.	3 2	
									153 H	North Dakota St.	1 3	
									160 N	Central Conn. St.	3 0	
									163 A	UNCG	3 0	
									164 H	Charlotte	3 1	
									272 A	Stetson	3 0	
									272 H	Stetson	3 1	
									273 A	Bethune-Cookman	3 2	
									280 A	Middle Tenn.	3 0	
									282 H	FIU	1 3	
									283 A	Louisiana Tech	3 0	
									329 H	Savannah St.	3 0	
LAST 10 GAMES												
			148 A	Southern Miss.	3 2	164 H	Charlotte	3 1				
			283 A	Louisiana Tech	3 0	282 H	FIU	1 3				
			65 H	North Texas	1 3	273 A	Bethune-Cookman	3 2				
			280 A	Middle Tenn.	3 0	35 H	Western Ky.	2 3				
			89 A	Rice	2 3	153 H	North Dakota St.	1 3				

Non-Div. I Games:

Fla. Atlantic

Average RPI Win:	224	WON-LOST	WINNING	LAST 10	STRENGTH OF	OPP. STRENGTH	TEAM	ADJ	CONF.	ADJ CONF.	
Average RPI Loss:	131	RECORD	PCT. RANK	GAMES	SCHEDULE	OF SCHEDULE	RPI	RPI	RPI	RPI	
DIV. I ONLY	19- 3	.86364	15	8- 2	266	232	84	.5569	86	27	27
DIV. I NON-CONF.	11- 1	.91667	10	0- 0	213	196	69	.58471	69	26	26
<hr/>											
TOTALS	RPI 1-25	RPI 26-50		W-L RECORDS		RPI 51-100		RPI 101-150		RPI 150+	
19- 3	0- 0	0- 0		OVERALL		2- 1		4- 1		13- 1	
9- 1	0- 0	0- 0		HOME		1- 0		1- 1		7- 0	
6- 2	0- 0	0- 0		AWAY		0- 1		2- 0		4- 1	
4- 0	0- 0	0- 0		NEUTRAL		1- 0		1- 0		2- 0	
11- 1	0- 0	0- 0		NON-CONFERENCE		2- 0		3- 1		6- 0	
5- 1	0- 0	0- 0		HOME		1- 0		0- 1		4- 0	
2- 0	0- 0	0- 0		AWAY		0- 0		2- 0		0- 0	
4- 0	0- 0	0- 0		NEUTRAL		1- 0		1- 0		2- 0	
8- 2	0- 0	0- 0		CONFERENCE		0- 1		1- 0		7- 1	
4- 0	0- 0	0- 0		HOME		0- 0		1- 0		3- 0	
4- 2	0- 0	0- 0		AWAY		0- 1		0- 0		4- 1	
0- 0	0- 0	0- 0		NEUTRAL		0- 0		0- 0		0- 0	
RPI S	Opponent	Score	RPI S	Opponent	Score	RPI S	Opponent	Score	RPI S	Opponent	Score
						91 A SFA		0 3	112 H UCF		1 3
						98 N Wyoming		3 1	123 H Houston Baptist		3 1
						99 H Arkansas St.		3 1	128 A Oral Roberts		3 0
									140 N Tulsa		3 2
									141 A Buffalo		3 0
									171 H A&M-Corpus Christi		3 2
									190 A McNeese		2 3
									217 H UT Martin		3 0
									248 H Northwestern St.		3 0
									257 H Memphis		3 0
									258 H Little Rock		3 1
									277 A New Orleans		3 0
									279 N Hampton		3 0
									281 H Incarnate Word		3 0
									303 A Southeastern La.		3 0
									306 N Canisius		3 0
									309 A Lamar University		3 0
									310 A Nicholls St.		3 1
									316 H Southern U.		3 0
<hr/>											
LAST 10 GAMES											
						277 A New Orleans		3 0	171 H A&M-Corpus Christi		3 2
						303 A Southeastern La.		3 0	248 H Northwestern St.		3 0
						190 A McNeese		2 3	123 H Houston Baptist		3 1
						310 A Nicholls St.		3 1	309 A Lamar University		3 0
						281 H Incarnate Word		3 0	91 A SFA		0 3

Non-Div. I Games:

Central Ark.

Average RPI Win: 223		WON-LOST RECORD	WINNING PCT. RANK		LAST 10 GAMES	STRENGTH OF SCHEDULE	OPP. STRENGTH OF SCHEDULE	TEAM RPI	ADJ RPI		CONF. RPI	ADJ CONF. RPI
Average RPI Loss: 90												
DIV. I ONLY		21- 3	.875	14	7- 3	289	172	85	.55616	87	10	10
DIV. I NON-CONF.		14- 0	1	1	0- 0	323	198	96	.55409	96	12	12
TOTALS		RPI 1-25	RPI 26-50		W-L RECORDS	RPI 51-100		RPI 101-150		RPI 150+		
21- 3	0- 0		0- 0		OVERALL	1- 1		4- 2		16- 0		
7- 2	0- 0		0- 0		HOME	0- 0		1- 2		6- 0		
8- 1	0- 0		0- 0		AWAY	1- 1		2- 0		5- 0		
6- 0	0- 0		0- 0		NEUTRAL	0- 0		1- 0		5- 0		
14- 0	0- 0		0- 0		NON-CONFERENCE	0- 0		2- 0		12- 0		
5- 0	0- 0		0- 0		HOME	0- 0		0- 0		5- 0		
3- 0	0- 0		0- 0		AWAY	0- 0		1- 0		2- 0		
6- 0	0- 0		0- 0		NEUTRAL	0- 0		1- 0		5- 0		
7- 3	0- 0		0- 0		CONFERENCE	1- 1		2- 2		4- 0		
2- 2	0- 0		0- 0		HOME	0- 0		1- 2		1- 0		
5- 1	0- 0		0- 0		AWAY	1- 1		1- 0		3- 0		
0- 0	0- 0		0- 0		NEUTRAL	0- 0		0- 0		0- 0		
RPI S	Opponent	Score	RPI S	Opponent	Score	RPI S	Opponent	Score	RPI S	Opponent	Score	
						60 A	Col. of Charleston	0 3	101 H	Northeastern	1 3	
						64 A	James Madison	3 1	108 H	Hofstra	0 3	
									127 N	ETSU	3 1	
									134 A	Oakland	3 2	
									147 A	Elon	3 1	
									147 H	Elon	3 0	
									186 A	UNCW	3 1	
									204 N	Fort Wayne	3 1	
									209 H	Eastern Mich.	3 1	
									211 N	Virginia	3 0	
									218 N	Kent St.	3 0	
									236 N	Jacksonville St.	3 0	
									237 A	Western Caro.	3 1	
									244 A	Appalachian St.	3 1	
									250 A	Delaware	3 1	
									265 H	George Mason	3 0	
									291 A	William & Mary	3 0	
									291 H	William & Mary	3 0	
									292 H	Cal St. Fullerton	3 0	
									301 N	Charleston So.	3 1	
									313 H	Quinnipiac	3 0	
									317 H	Lafayette	3 0	
			LAST 10 GAMES									
			291 H	William & Mary	3 0	60 A	Col. of Charleston	0 3				
			147 H	Elon	3 0	101 H	Northeastern	1 3				
			64 A	James Madison	3 1	108 H	Hofstra	0 3				
			250 A	Delaware	3 1	291 A	William & Mary	3 0				
			186 A	UNCW	3 1	147 A	Elon	3 1				

Non-Div. I Games:

Towson

Average RPI Win:		153	WON-LOST RECORD		WINNING PCT. RANK		LAST 10 GAMES		STRENGTH OF SCHEDULE		OPP. STRENGTH OF SCHEDULE		TEAM RPI		ADJ RPI		CONF. RPI		ADJ CONF. RPI	
DIV. I ONLY			12- 10		.54545 140		5- 5		63		85		90		.55526 88		11		11	
DIV. I NON-CONF.			7- 5		.58333 126		0- 0		32		49		54		.59582 56		10		10	
TOTALS		RPI 1-25		RPI 26-50		W-L RECORDS		RPI 51-100		RPI 101-150		RPI 150+								
12- 10		0- 2		1- 2		OVERALL		2- 1		1- 2		8- 3								
5- 5		0- 2		1- 2		HOME		1- 1		0- 0		3- 0								
3- 5		0- 0		0- 0		AWAY		0- 0		0- 2		3- 3								
4- 0		0- 0		0- 0		NEUTRAL		1- 0		1- 0		2- 0								
7- 5		0- 2		1- 1		NON-CONFERENCE		2- 0		1- 2		3- 0								
3- 3		0- 2		1- 1		HOME		1- 0		0- 0		1- 0								
0- 2		0- 0		0- 0		AWAY		0- 0		0- 2		0- 0								
4- 0		0- 0		0- 0		NEUTRAL		1- 0		1- 0		2- 0								
5- 5		0- 0		0- 1		CONFERENCE		0- 1		0- 0		5- 3								
2- 2		0- 0		0- 1		HOME		0- 1		0- 0		2- 0								
3- 3		0- 0		0- 0		AWAY		0- 0		0- 0		3- 3								
0- 0		0- 0		0- 0		NEUTRAL		0- 0		0- 0		0- 0								
RPI	S	Opponent		Score		RPI	S	Opponent		Score		RPI	S	Opponent		Score				
2	H	Minnesota		2	3	27	H	Oregon St.		0	3	83	N	Portland St.		3	0			
17	H	BYU		0	3	32	H	Colorado St.		2	3	97	H	Sacramento St.		3	2			
						50	H	Missouri		3	0	98	H	Wyoming		2	3			
																	</			

Non-Div. I Games:

Boise St.

Average RPI Win: 187		WON-LOST	WINNING	LAST 10	STRENGTH OF		OPP. STRENGTH	TEAM	ADJ		CONF.	ADJ CONF.	
Average RPI Loss: 120		RECORD	PCT. RANK	GAMES	SCHEDULE		OF SCHEDULE	RPI	RPI		RPI	RPI	
DIV. I ONLY		18- 5	.78261	31	243		101	87	.55474		89	15	16
DIV. I NON-CONF.		10- 4	.71429	73	109		98	73	.57979		73	17	17
TOTALS		RPI 1-25	RPI 26-50		W-L RECORDS		RPI 51-100		RPI 101-150		RPI 150+		
18- 5	0- 1	0- 0		OVERALL		4- 2		3- 0		11- 2			
11- 1	0- 0	0- 0		HOME		3- 1		2- 0		6- 0			
4- 3	0- 1	0- 0		AWAY		1- 1		0- 0		3- 1			
3- 1	0- 0	0- 0		NEUTRAL		0- 0		1- 0		2- 1			
10- 4	0- 1	0- 0		NON-CONFERENCE		3- 2		2- 0		5- 1			
6- 1	0- 0	0- 0		HOME		2- 1		1- 0		3- 0			
1- 2	0- 1	0- 0		AWAY		1- 1		0- 0		0- 0			
3- 1	0- 0	0- 0		NEUTRAL		0- 0		1- 0		2- 1			
8- 1	0- 0	0- 0		CONFERENCE		1- 0		1- 0		6- 1			
5- 0	0- 0	0- 0		HOME		1- 0		1- 0		3- 0			
3- 1	0- 0	0- 0		AWAY		0- 0		0- 0		3- 1			
0- 0	0- 0	0- 0		NEUTRAL		0- 0		0- 0		0- 0			
RPI S	Opponent	Score		RPI S	Opponent	Score		RPI S	Opponent	Score			
21 A	Colorado	0 3						69 H	California	1 3			
								77 A	SMU	3 1			
								78 A	TCU	0 3			
								85 H	Fla. Atlantic	3 2			
								91 H	SFA	3 2			
								99 H	Arkansas St.	3 2			
								117 H	UTSA	3 2			
								123 H	Houston Baptist	3 1			
								144 N	Wake Forest	3 0			
								171 N	A&M-Corpus Christi	1 3			
								184 H	Louisiana	3 0			
								185 N	Mississippi St.	3 1			
								187 H	Georgetown	3 1			
								214 A	Marshall	3 2			
								230 N	Abilene Christian	3 1			
								240 A	UAB	3 2			
								260 A	UTEP	2 3			
								260 H	UTEP	3 2			
								280 H	Middle Tenn.	3 0			
								281 H	Incarnate Word	3 2			
								282 H	FIU	3 0			
								283 A	Louisiana Tech	3 1			
				LAST 10 GAMES									
				260 H	UTEP	3 2		85 H	Fla. Atlantic	3 2			
				117 H	UTSA	3 2		280 H	Middle Tenn.	3 0			
				240 A	UAB	3 2		283 A	Louisiana Tech	3 1			
				214 A	Marshall	3 2		260 A	UTEP	2 3			
				282 H	FIU	3 0		91 H	SFA	3 2			

Non-Div. I Games:

Rice

Average RPI Win: 194		WON-LOST	WINNING	LAST 10	STRENGTH OF		OPP. STRENGTH	TEAM	ADJ	CONF.	ADJ CONF.
Average RPI Loss: 49		RECORD	PCT. RANK	GAMES	SCHEDULE		OF SCHEDULE	RPI	RPI	RPI	RPI
DIV. I ONLY		12- 10	.54545	140	70		60	88	.55473	90	1
DIV. I NON-CONF.		11- 1	.91667	10	197		202	58	.59093	59	2
TOTALS		RPI 1-25	RPI 26-50		W-L RECORDS		RPI 51-100		RPI 101-150		RPI 150+
12- 10	0- 6	0- 2		OVERALL		0- 1		4- 0		8- 1	
6- 6	0- 3	0- 2		HOME		0- 0		2- 0		4- 1	
2- 4	0- 3	0- 0		AWAY		0- 1		0- 0		2- 0	
4- 0	0- 0	0- 0		NEUTRAL		0- 0		2- 0		2- 0	
11- 1	0- 0	0- 0		NON-CONFERENCE		0- 0		4- 0		7- 1	
5- 1	0- 0	0- 0		HOME		0- 0		2- 0		3- 1	
2- 0	0- 0	0- 0		AWAY		0- 0		0- 0		2- 0	
4- 0	0- 0	0- 0		NEUTRAL		0- 0		2- 0		2- 0	
1- 9	0- 6	0- 2		CONFERENCE		0- 1		0- 0		1- 0	
1- 5	0- 3	0- 2		HOME		0- 0		0- 0		1- 0	
0- 4	0- 3	0- 0		AWAY		0- 1		0- 0		0- 0	
0- 0	0- 0	0- 0		NEUTRAL		0- 0		0- 0		0- 0	
RPI S	Opponent	Score	RPI S	Opponent	Score	RPI S	Opponent	Score	RPI S	Opponent	Score
1	H Penn St.	0 3	42	H Iowa	1 3	66	A Northwestern	2 3	108	N Hofstra	3 1
8	A Wisconsin	0 3	45	H Maryland	0 3				109	H FGCU	3 2
20	A Purdue	0 3							114	H Ball St.	3 0
20	H Purdue	0 3							143	N LIU Brooklyn	3 1
23	A Illinois	1 3							166	H UNLV	3 0
23	H Illinois	0 3							217	N UT Martin	3 0
									227	H DePaul	3 1
									232	H Rutgers	3 2
									240	N UAB	3 1
									242	H Samford	2 3
									247	A George Washington	3 0
									254	H Indiana St.	3 0
									269	A Evansville	3 0
LAST 10 GAMES											
	1 H Penn St.	0 3		66 A Northwestern	2 3						
	232 H Rutgers	3 2		20 H Purdue	0 3						
	8 A Wisconsin	0 3		20 A Purdue	0 3						
	42 H Iowa	1 3		45 H Maryland	0 3						
	23 A Illinois	1 3		23 H Illinois	0 3						

Non-Div. I Games:

Indiana

Average RPI Win: 226		WON-LOST RECORD	WINNING PCT. RANK	LAST 10 GAMES	STRENGTH OF SCHEDULE	OPP. STRENGTH OF SCHEDULE	TEAM RPI	ADJ RPI	CONF. RPI	ADJ CONF. RPI
Average RPI Loss: 94										
DIV. I ONLY		21- 5	.80769 25	9- 1	226	218	91	.55355 91	27	27
DIV. I NON-CONF.		12- 4	.75 58	0- 0	191	181	97	.55386 97	26	26
TOTALS		RPI 1-25	RPI 26-50	W-L RECORDS	RPI 51-100	RPI 101-150	RPI 150+			
21- 5	0- 0		0- 0	OVERALL	1- 4	3- 1	17- 0			
10- 1	0- 0		0- 0	HOME	1- 1	2- 0	7- 0			
6- 2	0- 0		0- 0	AWAY	0- 1	0- 1	6- 0			
5- 2	0- 0		0- 0	NEUTRAL	0- 2	1- 0	4- 0			
12- 4	0- 0		0- 0	NON-CONFERENCE	0- 4	3- 0	9- 0			
4- 1	0- 0		0- 0	HOME	0- 1	2- 0	2- 0			
3- 1	0- 0		0- 0	AWAY	0- 1	0- 0	3- 0			
5- 2	0- 0		0- 0	NEUTRAL	0- 2	1- 0	4- 0			
9- 1	0- 0		0- 0	CONFERENCE	1- 0	0- 1	8- 0			
6- 0	0- 0		0- 0	HOME	1- 0	0- 0	5- 0			
3- 1	0- 0		0- 0	AWAY	0- 0	0- 1	3- 0			
0- 0	0- 0		0- 0	NEUTRAL	0- 0	0- 0	0- 0			
RPI S	Opponent	Score	RPI S	Opponent	Score	RPI S	Opponent	Score		
						74 H	Texas St.	1 3	123 A	Houston Baptist 0 3
						85 N	Fla. Atlantic	0 3	132 N	Tulane 3 1
						86 H	Central Ark.	3 0	133 H	Colgate 3 1
						89 A	Rice	2 3	140 H	Tulsa 3 2
						99 N	Arkansas St.	0 3	160 N	Central Conn. St. 3 1
									171 A	A&M-Corpus Christi 3 2
									181 N	South Fla. 3 1
									185 A	Mississippi St. 3 0
									187 N	Georgetown 3 1
									190 H	McNeese 3 1
									248 H	Northwestern St. 3 1
									258 H	Little Rock 3 0
									272 A	Stetson 3 1
									277 H	New Orleans 3 0
									281 A	Incarnate Word 3 0
									294 H	Texas Southern 3 0
									303 H	Southeastern La. 3 0
									309 A	Lamar University 3 1
									310 H	Nicholls St. 3 0
									311 A	La.-Monroe 3 0
									324 N	Grambling 3 0
			LAST 10 GAMES							
				310 H	Nicholls St. 3 0	309 A	Lamar University 3 1			
				190 H	McNeese 3 1	277 H	New Orleans 3 0			
				303 H	Southeastern La. 3 0	123 A	Houston Baptist 0 3			
				171 A	A&M-Corpus Christi 3 2	248 H	Northwestern St. 3 1			
				281 A	Incarnate Word 3 0	86 H	Central Ark. 3 0			

Non-Div. I Games:

SFA

Average RPI Win:	216	WON-LOST	WINNING	LAST 10	STRENGTH OF	OPP. STRENGTH	TEAM	ADJ	CONF.	ADJ CONF.	
Average RPI Loss:	104	RECORD	PCT. RANK	GAMES	SCHEDULE	OF SCHEDULE	RPI	RPI	RPI	RPI	
DIV. I ONLY	18- 7	.72	59	2- 1	165	207	92	.5514	92	25	25
DIV. I NON-CONF.	9- 6	.6	119	0- 1	198	153	137	.51501	137	27	27
<hr/>											
TOTALS	RPI 1-25	RPI 26-50		W-L RECORDS	RPI 51-100		RPI 101-150		RPI 150+		
18- 7	0- 0	0- 2		OVERALL	2- 1		2- 2		14- 2		
9- 3	0- 0	0- 2		HOME	2- 0		0- 1		7- 0		
7- 2	0- 0	0- 0		AWAY	0- 0		2- 0		5- 1		
2- 2	0- 0	0- 0		NEUTRAL	0- 0		0- 1		2- 1		
<hr/>											
9- 6	0- 0	0- 2		NON-CONFERENCE	1- 0		1- 2		7- 2		
5- 3	0- 0	0- 2		HOME	1- 0		0- 1		4- 0		
2- 1	0- 0	0- 0		AWAY	0- 0		1- 0		1- 1		
2- 2	0- 0	0- 0		NEUTRAL	0- 0		0- 1		2- 1		
<hr/>											
9- 1	0- 0	0- 0		CONFERENCE	1- 1		1- 0		7- 0		
4- 0	0- 0	0- 0		HOME	1- 0		0- 0		3- 0		
5- 1	0- 0	0- 0		AWAY	0- 1		1- 0		4- 0		
0- 0	0- 0	0- 0		NEUTRAL	0- 0		0- 0		0- 0		
<hr/>											
RPI	S	Opponent	Score	RPI	S	Opponent	Score	RPI	S	Opponent	Score
				42	H	Iowa	0 3	61	H	Princeton	3 1
				44	H	Washington St.	1 3	71	A	Navy	1 3
								71	H	Navy	3 2
								105	H	Santa Clara	2 3
								119	N	Coastal Caro.	0 3
								120	A	Harvard	3 1
								133	A	Colgate	3 2
								156	A	Army West Point	3 0
								163	A	UNCG	2 3
								165	H	Lehigh	3 0
								170	N	Stony Brook	3 1
								187	N	Georgetown	2 3
								192	N	Sacred Heart	3 2
								245	A	Bucknell	3 1
								247	H	George Washington	3 0
								249	A	Howard	3 0
								249	H	Howard	3 0
								275	A	Loyola Maryland	3 0
								275	H	Loyola Maryland	3 0
								312	A	Holy Cross	3 0
								317	H	Lafayette	3 0
								320	H	Morgan St.	3 0
								322	H	Delaware St.	3 0
				LAST 10 GAMES							
				119	N	Coastal Caro.	0 3	247	H	George Washington	3 0
				71	H	Navy	3 2	317	H	Lafayette	3 0
				275	A	Loyola Maryland	3 0	165	H	Lehigh	3 0
				133	A	Colgate	3 2	322	H	Delaware St.	3 0
				245	A	Bucknell	3 1	156	A	Army West Point	3 0

Non-Div. I Games:

American

**F
u
r
m
a
n**

F
u
r
m
a
n

Furman

Average RPI Win:	217	WON-LOST RECORD	WINNING PCT. RANK	LAST 10 GAMES	STRENGTH OF SCHEDULE	OPP. STRENGTH OF SCHEDULE	TEAM RPI	ADJ RPI	CONF. RPI	ADJ CONF. RPI	
Average RPI Loss:	83										
DIV. I ONLY		14- 6	.7 67	0- 1	160	159	93	.55139	93	24 24	
DIV. I NON-CONF.		5- 5	.5 158	0- 1	86	84	108	.54021	107	22 22	
<hr/>											
TOTALS	RPI 1-25	RPI 26-50		W-L RECORDS	RPI 51-100		RPI 101-150		RPI 150+		
14- 6	0- 0	0- 2		OVERALL	2- 2		1- 2		11- 0		
6- 2	0- 0	0- 1		HOME	0- 1		1- 0		5- 0		
7- 4	0- 0	0- 1		AWAY	2- 1		0- 2		5- 0		
1- 0	0- 0	0- 0		NEUTRAL	0- 0		0- 0		1- 0		
<hr/>											
5- 5	0- 0	0- 2		NON-CONFERENCE	1- 1		1- 2		3- 0		
2- 1	0- 0	0- 1		HOME	0- 0		1- 0		1- 0		
2- 4	0- 0	0- 1		AWAY	1- 1		0- 2		1- 0		
1- 0	0- 0	0- 0		NEUTRAL	0- 0		0- 0		1- 0		
<hr/>											
9- 1	0- 0	0- 0		CONFERENCE	1- 1		0- 0		8- 0		
4- 1	0- 0	0- 0		HOME	0- 1		0- 0		4- 0		
5- 0	0- 0	0- 0		AWAY	1- 0		0- 0		4- 0		
0- 0	0- 0	0- 0		NEUTRAL	0- 0		0- 0		0- 0		
<hr/>											
RPI S	Opponent	Score	RPI S	Opponent	Score	RPI S	Opponent	Score	RPI S	Opponent	Score
			36 A	Auburn	0 3	56 A	Ole Miss	3 2	132 A	Tulane	2 3
			43 H	Alabama	1 3	56 A	Ole Miss	1 3	132 A	Tulane	0 3
						74 A	Texas St.	3 0	148 H	Southern Miss.	3 2
						99 H	Arkansas St.	1 3	190 H	McNeese	3 0
									198 A	Alabama St.	3 0
									225 A	UT Arlington	3 1
									238 N	Clemson	3 0
									258 H	Little Rock	3 1
									262 A	Georgia St.	3 0
									262 H	Georgia St.	3 1
									274 A	Troy	3 1
									274 H	Troy	3 0
									290 A	Ga. Southern	3 0
									290 H	Ga. Southern	3 0
<hr/>											
LAST 10 GAMES											
			56 A	Ole Miss	1 3	274 A	Troy	3 1			
			99 H	Arkansas St.	1 3	274 H	Troy	3 0			
			258 H	Little Rock	3 1	290 H	Ga. Southern	3 0			
			262 A	Georgia St.	3 0	262 H	Georgia St.	3 1			
			290 A	Ga. Southern	3 0	225 A	UT Arlington	3 1			

Non-Div. I Games:

South Ala.

Average RPI Win:		181	WON-LOST RECORD		WINNING PCT. RANK		LAST 10 GAMES		STRENGTH OF SCHEDULE		OPP. STRENGTH OF SCHEDULE		TEAM RPI		ADJ RPI		CONF. RPI		ADJ CONF. RPI				
DIV. I ONLY			13- 8		.61905 106		5- 5		123		96		95		.55014 95		6 6						
DIV. I NON-CONF.			9- 3		.75 58		1- 0		127		152		77		.57686 79		6 6						
TOTALS		RPI 1-25		RPI 26-50				W-L RECORDS		RPI 51-100				RPI 101-150				RPI 150+					
13- 8		0- 2		0- 1				OVERALL		1- 2				4- 2				8- 1					
6- 5		0- 0		0- 1				HOME		0- 2				2- 2				4- 0					
3- 3		0- 2		0- 0				AWAY		1- 0				1- 0				1- 1					
4- 0		0- 0		0- 0				NEUTRAL		0- 0				1- 0				3- 0					
9- 3		0- 0		0- 1				NON-CONFERENCE		1- 1				1- 0				7- 1					
4- 2		0- 0		0- 1				HOME		0- 1				0- 0				4- 0					
1- 1		0- 0		0- 0				AWAY		1- 0				0- 0				0- 1					
4- 0		0- 0		0- 0				NEUTRAL		0- 0				1- 0				3- 0					
4- 5		0- 2		0- 0				CONFERENCE		0- 1				3- 2				1- 0					
2- 3		0- 0		0- 0				HOME		0- 1				2- 2				0- 0					
2- 2		0- 2		0- 0				AWAY		0- 0				1- 0				1- 0					
0- 0		0- 0		0- 0				NEUTRAL		0- 0				0- 0				0- 0					
RPI	S	Opponent		Score		RPI	S	Opponent		Score		RPI	S	Opponent		Score							
17	A	BYU		0 3		27	H	Oregon St.		1 3		80	H	Loyola Marymount		0 3		105	A	Santa Clara		3 2	
22	A	San Diego		0 3								83	H	Portland St.		0 3		107	H	Pepperdine		3 2	
												98	A	Wyoming		3 2		110	H	Gonzaga		2 3	
																		129	H	Pacific		2 3	
																		131	N	South Dakota		3 0	
																		149	H	Saint Mary's (CA)		3 0	
																		167	A	New Mexico		2 3	
																		168	N	Northern Colo.		3 1	
																		175	H	CSUN		3 1	
																		198	H	Alabama St.		3 0	
																		215	H	Fresno St.		3 1	
																		225	N	UT Arlington		3 0	
																		230	N	Abilene Christian		3 0	
																		260	H	UTEP		3 0	
																		286	A	San Francisco		3 2	
						LAST 10 GAMES																	

Average RPI Win: 187		WON-LOST RECORD		WINNING PCT. RANK		LAST 10 GAMES		STRENGTH OF SCHEDULE		OPP. STRENGTH OF SCHEDULE		TEAM RPI		ADJ RPI		CONF. RPI		ADJ CONF. RPI	
DIV. I ONLY		13- 8		.61905 106		4- 6		130		63		96		.54986 96		4		3	
DIV. I NON-CONF.		11- 2		.84615 26		2- 0		239		162		92		.56219 92		4		4	
TOTALS		RPI 1-25		RPI 26-50		W-L RECORDS		RPI 51-100		RPI 101-150		RPI 150+							
13- 8		0- 4		0- 0		OVERALL		3- 3		2- 1		8- 0							
6- 2		0- 2		0- 0		HOME		2- 0		1- 0		3- 0							
3- 6		0- 2		0- 0		AWAY		1- 3		0- 1		2- 0							
4- 0		0- 0		0- 0		NEUTRAL		0- 0		1- 0		3- 0							
11- 2		0- 0		0- 0		NON-CONFERENCE		1- 2		2- 0		8- 0							
4- 0		0- 0		0- 0		HOME		0- 0		1- 0		3- 0							
3- 2		0- 0		0- 0		AWAY		1- 2		0- 0		2- 0							
4- 0		0- 0		0- 0		NEUTRAL		0- 0		1- 0		3- 0							
2- 6		0- 4		0- 0		CONFERENCE		2- 1		0- 1		0- 0							
2- 2		0- 2		0- 0		HOME		2- 0		0- 0		0- 0							
0- 4		0- 2		0- 0		AWAY		0- 1		0- 1		0- 0							
0- 0		0- 0		0- 0		NEUTRAL		0- 0		0- 0		0- 0							
RPI S	Opponent		Score		RPI S	Opponent		Score		RPI S	Opponent		Score						
6	H	Texas	0	3				53	H	West Virginia	3	1	125	N	South Carolina	3	1		
11	A	Kansas	0	3				65	A	North Texas	3	1	138	A	Oklahoma	0	3		
19	H	Iowa St.	2	3				69	A	California	1	3	145	H	UTRGV	3	0		
24	A	Baylor	1	3				72	A	Georgia	1	3	161	H	UC Riverside	3	0		
								78	H	TCU	3	1	216	N	Dartmouth	3	0		
								100	A	Kansas St.	2	3	230	H	Abilene Christian	3	0		
													238	A	Clemson	3	1		
													255	N	Eastern Wash.	3	0		
													260	A	UTEP	3	2		
													290	N	Ga. Southern	3	0		
													309	H	Lamar University	3	0		
LAST 10 GAMES																			

Non-Div. I Games:

Texas Tech

Average RPI Win:		196	WON-LOST		WINNING		LAST 10		STRENGTH OF		OPP. STRENGTH		TEAM		ADJ		CONF.		ADJ CONF.	
Average RPI Loss:		83	RECORD		PCT. RANK		GAMES		SCHEDULE		OF SCHEDULE		RPI		RPI		RPI		RPI	
DIV. I ONLY			19- 7		.73077		55		10- 0		210		112		97		.54953		97	
DIV. I NON-CONF.			9- 7		.5625		135		0- 0		209		81		148		.50892		148	
TOTALS		RPI 1-25		RPI 26-50		W-L RECORDS		RPI 51-100		RPI 101-150		RPI 150+								
19- 7		0- 1		0- 2		OVERALL		2- 1		3- 3		14- 0								
7- 1		0- 0		0- 0		HOME		1- 0		0- 1		6- 0								
7- 2		0- 0		0- 0		AWAY		1- 1		2- 1		4- 0								
5- 4		0- 1		0- 2		NEUTRAL		0- 0		1- 1		4- 0								
9- 7		0- 1		0- 2		NON-CONFERENCE		0- 1		2- 3		7- 0								
1- 1		0- 0		0- 0		HOME		0- 0		0- 1		1- 0								
3- 2		0- 0		0- 0		AWAY		0- 1		1- 1		2- 0								
5- 4		0- 1		0- 2		NEUTRAL		0- 0		1- 1		4- 0								
10- 0		0- 0		0- 0		CONFERENCE		2- 0		1- 0		7- 0								
6- 0		0- 0		0- 0		HOME		1- 0		0- 0		5- 0								
4- 0		0- 0		0- 0		AWAY		1- 0		1- 0		2- 0								
0- 0		0- 0		0- 0		NEUTRAL		0- 0		0- 0		0- 0								
RPI	S	Opponent		Score		RPI	S	Opponent		Score		RPI	S	Opponent		Score				
17	N	BYU		0	3	50	N	Missouri		2	3	75	H	North Dakota		3	2			
						50	N	Missouri		1	3	83	A	Portland St.		3	0			
												88	A	Boise St.		2	3			
												107	N	Pepperdine		0	3			
												124	A	Idaho		3	0			
												129	H	Pacific		1	3			
												135	A	UC Davis		3	2			
												136	N	Bowling Green		3	2			
												137	A	St. John's (NY)		1	3			
												168	H	Northern Colo.		3	0			
												169	A	Northern Ky.		3	1			
												176	N	UConn		3	2			
												189	N	Seattle U		3	1			
												199	H	Northern Ariz.		3	1			
												203	H	Idaho St.		3	0			
												213	N	New Hampshire		3	1			
												223	A	Nevada		3	1			
												234	H	Weber St.		3	1			
												246	A	Montana		3	0			
												255	A	Eastern Wash.		3	2			
												286	H	San Francisco		3	1			
												293	H	Southern Utah		3	0			
												312	N	Holy Cross		3	1			
LAST 10 GAMES																				
255 A Eastern Wash.						3	2	75 H North Dakota						3	2					
124 A Idaho						3	0	83 A Portland St.						3	0					
199 H Northern Ariz.						3	1	246 A Montana						3	0					
293 H Southern Utah						3	0	203 H Idaho St.						3	0					
168 H Northern Colo.						3	0	234 H Weber St.						3	1					

Non-Div. I Games:

Sacramento St.

Average RPI Win:		201	WON-LOST RECORD		WINNING PCT. RANK		LAST 10 GAMES		STRENGTH OF SCHEDULE		OPP. STRENGTH OF SCHEDULE		TEAM RPI		ADJ RPI		CONF. RPI		ADJ CONF. RPI	
DIV. I ONLY			15- 9		.625 101		8- 2		119		133		99		.54822 99		24		24	
DIV. I NON-CONF.			7- 6		.53846 145		0- 0		66		62		93		.56061 93		22		22	
TOTALS		RPI 1-25		RPI 26-50		W-L RECORDS		RPI 51-100		RPI 101-150		RPI 150+								
15- 9		0- 2		0- 0		OVERALL		3- 4		2- 2		10- 1								
6- 4		0- 0		0- 0		HOME		1- 2		0- 2		5- 0								
4- 4		0- 1		0- 0		AWAY		1- 2		0- 0		3- 1								
5- 1		0- 1		0- 0		NEUTRAL		1- 0		2- 0		2- 0								
7- 6		0- 2		0- 0		NON-CONFERENCE		2- 3		2- 1		3- 0								
1- 2		0- 0		0- 0		HOME		1- 1		0- 1		0- 0								
1- 3		0- 1		0- 0		AWAY		0- 2		0- 0		1- 0								
5- 1		0- 1		0- 0		NEUTRAL		1- 0		2- 0		2- 0								
8- 3		0- 0		0- 0		CONFERENCE		1- 1		0- 1		7- 1								
5- 2		0- 0		0- 0		HOME		0- 1		0- 1		5- 0								
3- 1		0- 0		0- 0		AWAY		1- 0		0- 0		2- 1								
0- 0		0- 0		0- 0		NEUTRAL		0- 0		0- 0		0- 0								
RPI	S	Opponent		Score		RPI	S	Opponent		Score		RPI	S	Opponent		Score				
4	A	Kentucky		0 3								56	H	Ole Miss		3 1				
9	N	Utah		0 3								74	H	Texas St.		0 3				
												77	H	SMU		0 3				
												86	A	Central Ark.		1 3				
												89	A	Rice		2 3				
												91	N	SFA		3 0				
												93	A	South Ala.		3 1				

[illegible]

Non-Div. I Games:

Kansas St.

Average RPI Win: 189		WON-LOST	WINNING	LAST 10	STRENGTH OF		OPP. STRENGTH	TEAM	ADJ	CONF.	ADJ CONF.
Average RPI Loss: 125		RECORD	PCT. RANK	GAMES	SCHEDULE		OF SCHEDULE	RPI	RPI	RPI	RPI
DIV. I ONLY		15- 8	.65217	89	8- 2		131	161	101	.54761	101
DIV. I NON-CONF.		7- 6	.53846	145	0- 0		212	172	176	.49389	177
TOTALS		RPI 1-25	RPI 26-50		W-L RECORDS		RPI 51-100		RPI 101-150		RPI 150+
15- 8	0- 0	0- 1		OVERALL		3- 2		2- 2		10- 3	
8- 1	0- 0	0- 0		HOME		2- 0		1- 1		5- 0	
4- 5	0- 0	0- 1		AWAY		1- 1		1- 1		2- 2	
3- 2	0- 0	0- 0		NEUTRAL		0- 1		0- 0		3- 1	
7- 6	0- 0	0- 1		NON-CONFERENCE		0- 1		0- 2		7- 2	
3- 1	0- 0	0- 0		HOME		0- 0		0- 1		3- 0	
1- 3	0- 0	0- 1		AWAY		0- 0		0- 1		1- 1	
3- 2	0- 0	0- 0		NEUTRAL		0- 1		0- 0		3- 1	
8- 2	0- 0	0- 0		CONFERENCE		3- 1		2- 0		3- 1	
5- 0	0- 0	0- 0		HOME		2- 0		1- 0		2- 0	
3- 2	0- 0	0- 0		AWAY		1- 1		1- 0		1- 1	
0- 0	0- 0	0- 0		NEUTRAL		0- 0		0- 0		0- 0	
RPI S	Opponent	Score	RPI S	Opponent	Score	RPI S	Opponent	Score	RPI S	Opponent	Score
			45 A	Maryland	1 3	60 A	Col. of Charleston	0 3	107 A	Pepperdine	1 3
						60 H	Col. of Charleston	3 1	108 A	Hofstra	3 1
						64 H	James Madison	3 2	120 H	Harvard	1 3
						76 N	Temple	0 3	147 H	Elon	3 2
						87 A	Towson	3 1	175 A	CSUN	0 3
									186 A	UNCW	0 3
									186 H	UNCW	3 1
									208 H	Boston College	3 2
									209 A	Rhode Island	3 1
									213 H	New Hampshire	3 2
									221 N	UMBC	3 1
									228 N	Columbia	3 0
									234 N	Weber St.	2 3
									250 A	Delaware	3 0
									264 N	Marist	3 0
									291 H	William & Mary	3 0
									300 H	UMass Lowell	3 0
LAST 10 GAMES											
			60 A	Col. of Charleston	0 3		291 H	William & Mary	3 0		
			186 A	UNCW	0 3		87 A	Towson	3 1		
			108 A	Hofstra	3 1		250 A	Delaware	3 0		
			147 H	Elon	3 2		60 H	Col. of Charleston	3 1		
			64 H	James Madison	3 2		186 H	UNCW	3 1		

Non-Div. I Games:

Northeastern

Average RPI Win: 194		WON-LOST	WINNING	LAST 10	STRENGTH OF		OPP. STRENGTH	TEAM	ADJ	CONF.	ADJ CONF.		
Average RPI Loss: 40		RECORD	PCT. RANK	GAMES	SCHEDULE		OF SCHEDULE	RPI	RPI	RPI	RPI		
DIV. I ONLY		10- 12	.45455	190	0- 10		48	54	102	.54718	102	2	2
DIV. I NON-CONF.		10- 2	.83333	31	0- 0		147	210	64	.58726	65	1	1
TOTALS		RPI 1-25	RPI 26-50		W-L RECORDS		RPI 51-100		RPI 101-150		RPI 150+		
10- 12	0- 7	0- 1		OVERALL		1- 2		1- 2		8- 0			
3- 6	0- 5	0- 0		HOME		1- 0		0- 1		2- 0			
2- 5	0- 2	0- 1		AWAY		0- 1		0- 1		2- 0			
5- 1	0- 0	0- 0		NEUTRAL		0- 1		1- 0		4- 0			
10- 2	0- 0	0- 0		NON-CONFERENCE		1- 1		1- 1		8- 0			
3- 0	0- 0	0- 0		HOME		1- 0		0- 0		2- 0			
2- 1	0- 0	0- 0		AWAY		0- 0		0- 1		2- 0			
5- 1	0- 0	0- 0		NEUTRAL		0- 1		1- 0		4- 0			
0- 10	0- 7	0- 1		CONFERENCE		0- 1		0- 1		0- 0			
0- 6	0- 5	0- 0		HOME		0- 0		0- 1		0- 0			
0- 4	0- 2	0- 1		AWAY		0- 1		0- 0		0- 0			
0- 0	0- 0	0- 0		NEUTRAL		0- 0		0- 0		0- 0			
RPI S	Opponent	Score	RPI S	Opponent	Score	RPI S	Opponent	Score	RPI S	Opponent	Score		
7 A	Stanford	0 3	27 A	Oregon St.	1 3	69 A	California	0 3	104 H	Arizona	0 3		
9 H	Utah	1 3				83 N	Portland St.	1 3	110 A	Gonzaga	2 3		
10 A	Oregon	0 3				88 H	Boise St.	3 0	123 N	Houston Baptist	3 1		
12 H	Washington	2 3							153 H	North Dakota St.	3 0		
14 H	Southern California	1 3							182 N	Utah St.	3 0		
16 H	UCLA	1 3							199 A	Northern Ariz.	3 1		
21 H	Colorado	0 3							205 N	CSU Bakersfield	3 0		
									223 N	Nevada	3 1		
									225 A	UT Arlington	3 0		
									234 H	Weber St.	3 0		
									309 N	Lamar University	3 0		
LAST 10 GAMES													
10 A	Oregon	0 3	16 H	UCLA	1 3								
27 A	Oregon St.	1 3	69 A	California	0 3								
9 H	Utah	1 3	7 A	Stanford	0 3								
21 H	Colorado	0 3	12 H	Washington	2 3								
14 H	Southern California	1 3	104 H	Arizona	0 3								

Non-Div. I Games:

Arizona St.

Average RPI Win: 236		WON-LOST RECORD	WINNING PCT. RANK		LAST 10 GAMES	STRENGTH OF SCHEDULE	OPP. STRENGTH OF SCHEDULE	TEAM RPI	ADJ RPI	CONF. RPI	ADJ CONF. RPI	
Average RPI Loss: 130												
DIV. I ONLY		18- 4	.81818	23	8- 2	253	257	103	.54713	103	23	23
DIV. I NON-CONF.		10- 2	.83333	31	0- 0	305	234	121	.52687	121	25	25
<hr/>												
TOTALS		RPI 1-25		RPI 26-50		W-L RECORDS		RPI 51-100		RPI 101-150		RPI 150+
18- 4		0- 0		0- 0		OVERALL		0- 1		1- 2		17- 1
10- 1		0- 0		0- 0		HOME		0- 0		1- 1		9- 0
4- 3		0- 0		0- 0		AWAY		0- 1		0- 1		4- 1
4- 0		0- 0		0- 0		NEUTRAL		0- 0		0- 0		4- 0
10- 2		0- 0		0- 0		NON-CONFERENCE		0- 0		0- 1		10- 1
5- 1		0- 0		0- 0		HOME		0- 0		0- 1		5- 0
1- 1		0- 0		0- 0		AWAY		0- 0		0- 0		1- 1
4- 0		0- 0		0- 0		NEUTRAL		0- 0		0- 0		4- 0
8- 2		0- 0		0- 0		CONFERENCE		0- 1		1- 1		7- 0
5- 0		0- 0		0- 0		HOME		0- 0		1- 0		4- 0
3- 2		0- 0		0- 0		AWAY		0- 1		0- 1		3- 0
0- 0		0- 0		0- 0		NEUTRAL		0- 0		0- 0		0- 0
RPI	S	Opponent	Score	RPI	S	Opponent	Score	RPI	S	Opponent	Score	
						67 A Austin Peay	2 3	121 H Belmont			3 2	
								140 H Tulsa			0 3	
								142 A Murray St.			2 3	
								154 H Ill.-Chicago			3 0	
								172 A Chattanooga			1 3	
								189 H Seattle U			3 1	
								193 A Eastern Ill.			3 1	
								194 A Eastern Ky.			3 2	
								204 A Fort Wayne			3 1	
								212 H Wright St.			3 1	
								217 H UT Martin			3 1	
								219 N Toledo			3 2	
								236 H Jacksonville St.			3 1	
								246 H Montana			3 1	
								262 N Georgia St.			3 0	
								268 H UMKC			3 0	
								295 A Morehead St.			3 0	
								297 H Southeast Mo. St.			3 1	
								305 H Tennessee Tech			3 0	
								313 N Quinnipiac			3 0	
								325 N Jackson St.			3 0	
<hr/>												
LAST 10 GAMES												
						305 H Tennessee Tech	3 0	217 H UT Martin			3 1	
						236 H Jacksonville St.	3 1	121 H Belmont			3 2	
						295 A Morehead St.	3 0	193 A Eastern Ill.			3 1	
						194 A Eastern Ky.	3 2	142 A Murray St.			2 3	
						297 H Southeast Mo. St.	3 1	67 A Austin Peay			2 3	

Non-Div. I Games:

SIUE

Average RPI Win: 176		WON-LOST RECORD		WINNING PCT. RANK		LAST 10 GAMES		STRENGTH OF SCHEDULE		OPP. STRENGTH OF SCHEDULE		TEAM RPI		ADJ RPI		CONF. RPI		ADJ CONF. RPI	
DIV. I ONLY		8- 11		.42105 209		2- 8		52		34		106		.54329 104		2		2	
DIV. I NON-CONF.		6- 3		.66667 84		0- 0		193		165		111		.53379 112		1		1	
TOTALS		RPI 1-25		RPI 26-50		W-L RECORDS		RPI 51-100		RPI 101-150		RPI 150+							
8- 11		1- 5		0- 2		OVERALL		0- 3		3- 1		4- 0							
5- 6		1- 3		0- 1		HOME		0- 1		1- 1		3- 0							
1- 5		0- 2		0- 1		AWAY		0- 2		1- 0		0- 0							
2- 0		0- 0		0- 0		NEUTRAL		0- 0		1- 0		1- 0							
6- 3		0- 0		0- 0		NON-CONFERENCE		0- 2		2- 1		4- 0							
4- 2		0- 0		0- 0		HOME		0- 1		1- 1		3- 0							
0- 1		0- 0		0- 0		AWAY		0- 1		0- 0		0- 0							
2- 0		0- 0		0- 0		NEUTRAL		0- 0		1- 0		1- 0							
2- 8		1- 5		0- 2		CONFERENCE		0- 1		1- 0		0- 0							
1- 4		1- 3		0- 1		HOME		0- 0		0- 0		0- 0							
1- 4		0- 2		0- 1		AWAY		0- 1		1- 0		0- 0							
0- 0		0- 0		0- 0		NEUTRAL		0- 0		0- 0		0- 0							
RPI S	Opponent	Score		RPI S	Opponent	Score		RPI S	Opponent	Score		RPI S	Opponent	Score					
7 A	Stanford	0	3	27 A	Oregon St.	0	3	69 A	California	2	3	102 A	Arizona St.	3	0				
9 H	Utah	1	3	44 H	Washington St.	1	3	73 H	Radford	2	3	118 H	Illinois St.	0	3				
10 A	Oregon	2	3					82 A	Lipscomb	1	3	127 N	ETSU	3	1				
14 H	Southern California	3	0									130 H	New Mexico St.	3	2				
16 H	UCLA	0	3									194 H	Eastern Ky.	3	0				
21 H	Colorado	2	3									270 H	Grand Canyon	3	0				
												280 N	Middle Tenn.	3	0				
												291 H	William & Mary	3	1				
LAST 10 GAMES																			
10 A	Oregon	2	3	16 H	UCLA	0	3												
27 A	Oregon St.	0	3	69 A	California	2	3												
21 H	Colorado	2	3	7 A	Stanford	0	3												
9 H	Utah	1	3	44 H	Washington St.	1	3												
14 H	Southern California	3	0	102 A	Arizona St.	3	0												

Non-Div. I Games:

Arizona

Average RPI Win:		136	WON-LOST RECORD		WINNING PCT. RANK	LAST 10 GAMES	STRENGTH OF SCHEDULE		OPP. STRENGTH OF SCHEDULE	TEAM RPI	ADJ RPI	CONF. RPI	ADJ CONF. RPI
Average RPI Loss:		90											
DIV. I ONLY			10- 12		.45455 190	3- 7	55		77	109	.54266 105	6	6
DIV. I NON-CONF.			7- 5		.58333 126	0- 0	27		82	56	.59615 55	6	6
TOTALS		RPI 1-25	RPI 26-50		W-L RECORDS		RPI 51-100		RPI 101-150		RPI 150+		
10- 12	1- 3		0- 1		OVERALL		2- 3		4- 4		3- 1		
4- 5	1- 2		0- 0		HOME		0- 1		2- 2		1- 0		
5- 5	0- 1		0- 0		AWAY		1- 1		2- 2		2- 1		
1- 2	0- 0		0- 1		NEUTRAL		1- 1		0- 0		0- 0		
7- 5	1- 1		0- 1		NON-CONFERENCE		2- 1		2- 1		2- 1		
2- 0	1- 0		0- 0		HOME		0- 0		1- 0		0- 0		
4- 3	0- 1		0- 0		AWAY		1- 0		1- 1		2- 1		
1- 2	0- 0		0- 1		NEUTRAL		1- 1		0- 0		0- 0		
3- 7	0- 2		0- 0		CONFERENCE		0- 2		2- 3		1- 0		
2- 5	0- 2		0- 0		HOME		0- 1		1- 2		1- 0		
1- 2	0- 0		0- 0		AWAY		0- 1		1- 1		0- 0		
0- 0	0- 0		0- 0		NEUTRAL		0- 0		0- 0		0- 0		
RPI S	Opponent	Score	RPI S	Opponent	Score	RPI S	Opponent	Score	RPI S	Opponent	Score		
11 H	Kansas	3 2	26 N	Cal Poly	0 3	80 A	Loyola Marymount	2 3	107 A	Pepperdine	3 2		
12 A	Washington	0 3				83 N	Portland St.	3 0	110 H	Gonzaga	2 3		
17 H	BYU	0 3				88 N	Boise St.	0 3	124 H	Idaho	3 0		
22 H	San Diego	0 3				92 A	American	3 2	126 A	San Jose St.	1 3		
						95 H	Portland	2 3	129 A	Pacific	0 3		
									129 H	Pacific	1 3		
									135 A	UC Davis	3 0		
									149 H	Saint Mary's (CA)	3 2		
									187 A	Georgetown	3 2		
									189 A	Seattle U	3 0		
									249 A	Howard	1 3		
									286 H	San Francisco	3 0		
			LAST 10 GAMES										
			149 H	Saint Mary's (CA)	3 2	95 H	Portland	2 3					
			129 H	Pacific	1 3	110 H	Gonzaga	2 3					
			107 A	Pepperdine	3 2	129 A	Pacific	0 3					
			80 A	Loyola Marymount	2 3	22 H	San Diego	0 3					
			286 H	San Francisco	3 0	17 H	BYU	0 3					

Non-Div. I Games:

Santa Clara

Average RPI Win:	192	WON-LOST	WINNING	LAST 10	STRENGTH OF	OPP. STRENGTH	TEAM	ADJ	CONF.	ADJ CONF.							
Average RPI Loss:	126	RECORD	PCT. RANK	GAMES	SCHEDULE	OF SCHEDULE	RPI	RPI	RPI	RPI							
DIV. I ONLY		14- 7	.66667	80	7- 3	159	149	104	.54254	106	13	13					
DIV. I NON-CONF.		7- 4	.63636	99	0- 0	162	123	107	.53928	109	13	13					
<hr/>																	
TOTALS		RPI 1-25		RPI 26-50		W-L RECORDS		RPI 51-100		RPI 101-150		RPI 150+					
14- 7		0- 1		0- 2		OVERALL		0- 0		3- 1		11- 3					
4- 1		0- 0		0- 0		HOME		0- 0		1- 0		3- 1					
6- 4		0- 1		0- 1		AWAY		0- 0		1- 1		5- 1					
4- 2		0- 0		0- 1		NEUTRAL		0- 0		1- 0		3- 1					
7- 4		0- 1		0- 2		NON-CONFERENCE		0- 0		1- 0		6- 1					
0- 0		0- 0		0- 0		HOME		0- 0		0- 0		0- 0					
3- 2		0- 1		0- 1		AWAY		0- 0		0- 0		3- 0					
4- 2		0- 0		0- 1		NEUTRAL		0- 0		1- 0		3- 1					
7- 3		0- 0		0- 0		CONFERENCE		0- 0		2- 1		5- 2					
4- 1		0- 0		0- 0		HOME		0- 0		1- 0		3- 1					
3- 2		0- 0		0- 0		AWAY		0- 0		1- 1		2- 1					
0- 0		0- 0		0- 0		NEUTRAL		0- 0		0- 0		0- 0					
RPI	S	Opponent		Score		RPI	S	Opponent		Score		RPI	S	Opponent		Score	
20	A	Purdue		0 3		32	A	Pittsburgh		0 3		115	H	IUPUI		3 1	
						43	N	Alabama		2 3		116	A	Green Bay		3 2	
												128	N	Oral Roberts		3 2	
												134	A	Oakland		1 3	
												154	A	Ill.-Chicago		1 3	
												154	H	Ill.-Chicago		3 2	
												169	H	Northern Ky.		3 0	
												183	A	Central Mich.		3 0	
												194	N	Eastern Ky.		3 1	
												196	A	Milwaukee		3 1	
												196	H	Milwaukee		3 1	
												197	N	UC Santa Barbara		3 1	
												212	H	Wright St.		1 3	
												235	A	Fordham		3 0	
												254	N	Indiana St.		3 0	
												264	A	Marist		3 1	
												284	A	Youngstown St.		3 0	
												289	N	Binghamton		2 3	
						LAST 10 GAMES											
						196	H	Milwaukee		3 1		284	A	Youngstown St.		3 0	
						154	H	Ill.-Chicago		3 2		212	H	Wright St.		1 3	
						116	A	Green Bay		3 2		115	H	IUPUI		3 1	
						169	H	Northern Ky.		3 0		154	A	Ill.-Chicago		1 3	
						134	A	Oakland		1 3		196	A	Milwaukee		3 1	

Non-Div. I Games:

Cleveland St.

Average RPI Win:	170	WON-LOST RECORD	WINNING PCT. RANK	LAST 10 GAMES	STRENGTH OF SCHEDULE	OPP. STRENGTH OF SCHEDULE	TEAM RPI	ADJ RPI	CONF. RPI	ADJ CONF. RPI	
DIV. I ONLY	12- 11	.52174	155	4- 6	82	74	105	.54117	107	6	6
DIV. I NON-CONF.	8- 5	.61538	110	0- 0	123	86	99	.55054	99	6	6
<hr/>											
TOTALS	RPI 1-25	RPI 26-50		W-L RECORDS	RPI 51-100		RPI 101-150		RPI 150+		
12- 11	0- 4	0- 2		OVERALL	3- 1		3- 3		6- 1		
7- 5	0- 3	0- 1		HOME	1- 0		3- 1		3- 0		
2- 5	0- 1	0- 0		AWAY	1- 1		0- 2		1- 1		
3- 1	0- 0	0- 1		NEUTRAL	1- 0		0- 0		2- 0		
<hr/>											
8- 5	0- 1	0- 2		NON-CONFERENCE	2- 0		1- 1		5- 1		
4- 2	0- 1	0- 1		HOME	1- 0		1- 0		2- 0		
1- 2	0- 0	0- 0		AWAY	0- 0		0- 1		1- 1		
3- 1	0- 0	0- 1		NEUTRAL	1- 0		0- 0		2- 0		
<hr/>											
4- 6	0- 3	0- 0		CONFERENCE	1- 1		2- 2		1- 0		
3- 3	0- 2	0- 0		HOME	0- 0		2- 1		1- 0		
1- 3	0- 1	0- 0		AWAY	1- 1		0- 1		0- 0		
0- 0	0- 0	0- 0		NEUTRAL	0- 0		0- 0		0- 0		
<hr/>											
RPI S	Opponent	Score		RPI S	Opponent	Score		RPI S	Opponent	Score	
12 H	Washington	0	3	48 H	Missouri St.	1	3	80 A	Loyola Marymount	3	1
17 A	BYU	1	3	50 N	Missouri	0	3	95 A	Portland	2	3
17 H	BYU	0	3					97 N	Sacramento St.	3	0
22 H	San Diego	2	3					98 H	Wyoming	3	0
<hr/>											
				LAST 10 GAMES							
				22 H San Diego				110 A Gonzaga			
				17 H BYU				149 H Saint Mary's (CA)			
				105 H Santa Clara				129 H Pacific			
				286 H San Francisco				17 A BYU			
				95 A Portland				80 A Loyola Marymount			

Non-Div. I Games:

Pepperdine

Average RPI Win: 185		WON-LOST	WINNING	LAST 10	STRENGTH OF		OPP. STRENGTH	TEAM	ADJ	CONF.	ADJ CONF.
Average RPI Loss: 101		RECORD	PCT. RANK	GAMES	SCHEDULE		OF SCHEDULE	RPI	RPI	RPI	RPI
DIV. I ONLY		14- 10	.58333	124	6- 4		109	120	107	.54043	108
DIV. I NON-CONF.		8- 6	.57143	133	0- 0		169	112	125	.52232	125
TOTALS		RPI 1-25	RPI 26-50		W-L RECORDS		RPI 51-100		RPI 101-150		RPI 150+
14- 10	0- 0	0- 1		OVERALL		3- 5		2- 2		9- 2	
5- 4	0- 0	0- 0		HOME		0- 2		1- 2		4- 0	
6- 3	0- 0	0- 1		AWAY		2- 1		0- 0		4- 1	
3- 3	0- 0	0- 0		NEUTRAL		1- 2		1- 0		1- 1	
8- 6	0- 0	0- 1		NON-CONFERENCE		2- 2		1- 1		5- 2	
2- 1	0- 0	0- 0		HOME		0- 0		0- 1		2- 0	
3- 2	0- 0	0- 1		AWAY		1- 0		0- 0		2- 1	
3- 3	0- 0	0- 0		NEUTRAL		1- 2		1- 0		1- 1	
6- 4	0- 0	0- 0		CONFERENCE		1- 3		1- 1		4- 0	
3- 3	0- 0	0- 0		HOME		0- 2		1- 1		2- 0	
3- 1	0- 0	0- 0		AWAY		1- 1		0- 0		2- 0	
0- 0	0- 0	0- 0		NEUTRAL		0- 0		0- 0		0- 0	
RPI S	Opponent	Score	RPI S	Opponent	Score	RPI S	Opponent	Score	RPI S	Opponent	Score
			43 A	Alabama	0 3	60 A	Col. of Charleston	0 3	101 H	Northeastern	1 3
						60 H	Col. of Charleston	1 3	111 H	Syracuse	1 3
						62 N	Villanova	2 3	143 N	LIU Brooklyn	3 2
						64 H	James Madison	2 3	147 H	Elon	3 0
						84 A	Seton Hall	3 0	170 A	Stony Brook	3 2
						87 A	Towson	3 0	178 H	Bryant	3 0
						90 N	Indiana	1 3	186 A	UNCW	3 2
						93 N	Furman	3 0	186 H	UNCW	3 1
									206 N	Liberty	1 3
									211 A	Virginia	0 3
									239 N	Tennessee St.	3 0
									247 A	George Washington	3 1
									250 A	Delaware	3 1
									289 H	Binghamton	3 0
									291 H	William & Mary	3 2
LAST 10 GAMES											
			186 A	UNCW	3 2	147 H	Elon	3 0			
			60 A	Col. of Charleston	0 3	250 A	Delaware	3 1			
			101 H	Northeastern	1 3	87 A	Towson	3 0			
			64 H	James Madison	2 3	186 H	UNCW	3 1			
			291 H	William & Mary	3 2	60 H	Col. of Charleston	1 3			

Non-Div. I Games:

Hofstra

Average RPI Win: 233		WON-LOST	WINNING	LAST 10	STRENGTH OF		OPP. STRENGTH	TEAM	ADJ	CONF.	ADJ CONF.
Average RPI Loss: 75		RECORD	PCT. RANK	GAMES	SCHEDULE		OF SCHEDULE	RPI	RPI	RPI	RPI
DIV. I ONLY		17- 6	.73913	50	230		165	108	.54009	109	19
DIV. I NON-CONF.		10- 5	.66667	84	199		148	116	.5317	116	20
TOTALS		RPI 1-25	RPI 26-50	W-L RECORDS	RPI 51-100		RPI 101-150	RPI 150+			
17- 6	0- 0		0- 1	OVERALL	1- 4		1- 1	15- 0			
9- 3	0- 0		0- 1	HOME	0- 1		1- 1	8- 0			
5- 2	0- 0		0- 0	AWAY	1- 2		0- 0	4- 0			
3- 1	0- 0		0- 0	NEUTRAL	0- 1		0- 0	3- 0			
10- 5	0- 0		0- 1	NON-CONFERENCE	0- 3		1- 1	9- 0			
4- 3	0- 0		0- 1	HOME	0- 1		1- 1	3- 0			
3- 1	0- 0		0- 0	AWAY	0- 1		0- 0	3- 0			
3- 1	0- 0		0- 0	NEUTRAL	0- 1		0- 0	3- 0			
7- 1	0- 0		0- 0	CONFERENCE	1- 1		0- 0	6- 0			
5- 0	0- 0		0- 0	HOME	0- 0		0- 0	5- 0			
2- 1	0- 0		0- 0	AWAY	1- 1		0- 0	1- 0			
0- 0	0- 0		0- 0	NEUTRAL	0- 0		0- 0	0- 0			
RPI S	Opponent	Score	RPI S	Opponent	Score	RPI S	Opponent	Score	RPI S	Opponent	Score
			37 H	Miami (FL)	0 3	55 A	Kennesaw St.	0 3	112 H	UCF	1 3
						72 N	Georgia	0 3	115 H	IUPUI	3 0
						82 A	Lipscomb	3 1	155 N	Wofford	3 0
						85 H	Fla. Atlantic	1 3	162 H	Jacksonville	3 0
						90 A	Indiana	2 3	166 N	UNLV	3 0
									242 N	Samford	3 0
									253 H	USC Upstate	3 0
									259 A	Davidson	3 2
									272 A	Stetson	3 0
									272 H	Stetson	3 0
									273 A	Bethune-Cookman	3 0
									273 H	Bethune-Cookman	3 0
									276 H	North Florida	3 0
									282 A	FIU	3 0
									282 H	FIU	3 0
									290 H	Ga. Southern	3 0
									307 H	NJIT	3 0
			LAST 10 GAMES								
			272 H	Stetson	3 0	307 H	NJIT	3 0			
			273 H	Bethune-Cookman	3 0	253 H	USC Upstate	3 0			
			276 H	North Florida	3 0	82 A	Lipscomb	3 1			
			162 H	Jacksonville	3 0	55 A	Kennesaw St.	0 3			
			282 A	FIU	3 0	272 A	Stetson	3 0			

Non-Div. I Games:

FGCU

Average RPI Win: 162		WON-LOST	WINNING	LAST 10	STRENGTH OF		OPP. STRENGTH	TEAM	ADJ	CONF.	ADJ CONF.
Average RPI Loss: 104		RECORD	PCT. RANK	GAMES	SCHEDULE		OF SCHEDULE	RPI	RPI	RPI	RPI
DIV. I ONLY		12- 9	.57143	129	8- 2		124	86	110	.53938	110
DIV. I NON-CONF.		5- 7	.41667	211	1- 0		158	122	186	.48716	186
TOTALS		RPI 1-25	RPI 26-50		W-L RECORDS		RPI 51-100		RPI 101-150		RPI 150+
12- 9		0- 3	0- 0		OVERALL		2- 2		5- 1		5- 3
6- 1		0- 0	0- 0		HOME		1- 1		4- 0		1- 0
4- 4		0- 2	0- 0		AWAY		1- 1		1- 0		2- 1
2- 4		0- 1	0- 0		NEUTRAL		0- 0		0- 1		2- 2
5- 7		0- 1	0- 0		NON-CONFERENCE		0- 2		1- 1		4- 3
2- 1		0- 0	0- 0		HOME		0- 1		1- 0		1- 0
1- 2		0- 0	0- 0		AWAY		0- 1		0- 0		1- 1
2- 4		0- 1	0- 0		NEUTRAL		0- 0		0- 1		2- 2
7- 2		0- 2	0- 0		CONFERENCE		2- 0		4- 0		1- 0
4- 0		0- 0	0- 0		HOME		1- 0		3- 0		0- 0
3- 2		0- 2	0- 0		AWAY		1- 0		1- 0		1- 0
0- 0		0- 0	0- 0		NEUTRAL		0- 0		0- 0		0- 0
RPI S	Opponent	Score	RPI S	Opponent	Score	RPI S	Opponent	Score	RPI S	Opponent	Score
17 A	BYU	0 3				63 A	Denver	0 3	102 H	Arizona St.	3 2
22 A	San Diego	0 3				80 H	Loyola Marymount	3 0	105 A	Santa Clara	3 2
23 N	Illinois	0 3				83 H	Portland St.	0 3	107 H	Pepperdine	3 2
						95 A	Portland	3 2	124 N	Idaho	0 3
									129 H	Pacific	3 2
									149 H	Saint Mary's (CA)	3 2
									151 N	San Diego St.	2 3
									161 N	UC Riverside	3 0
									222 N	Air Force	1 3
									223 H	Nevada	3 0
									231 A	Montana St.	2 3
									235 N	Fordham	3 1
									270 A	Grand Canyon	3 0
									286 A	San Francisco	3 2
			LAST 10 GAMES								
			95 A	Portland	3 2	286 A	San Francisco	3 2			
			17 A	BYU	0 3	105 A	Santa Clara	3 2			
			22 A	San Diego	0 3	129 H	Pacific	3 2			
			80 H	Loyola Marymount	3 0	149 H	Saint Mary's (CA)	3 2			
			107 H	Pepperdine	3 2	161 N	UC Riverside	3 0			

Non-Div. I Games:

Gonzaga

Average RPI Win:	194	WON-LOST RECORD	WINNING PCT. RANK	LAST 10 GAMES	STRENGTH OF SCHEDULE	OPP. STRENGTH OF SCHEDULE	TEAM RPI	ADJ RPI	CONF. RPI	ADJ CONF. RPI	
DIV. I ONLY		15- 8	.65217 89	7- 3	195	105	111	.53669 111	5	5	
DIV. I NON-CONF.		8- 5	.61538 110	0- 0	174	173	122	.52598 122	5	5	
<hr/>											
TOTALS	RPI 1-25	RPI 26-50		W-L RECORDS	RPI 51-100		RPI 101-150		RPI 150+		
15- 8	0- 1	0- 3		OVERALL	3- 1		2- 1		10- 2		
5- 3	0- 0	0- 1		HOME	1- 0		0- 1		4- 1		
7- 2	0- 0	0- 1		AWAY	2- 1		2- 0		3- 0		
3- 3	0- 1	0- 1		NEUTRAL	0- 0		0- 0		3- 1		
<hr/>											
8- 5	0- 1	0- 1		NON-CONFERENCE	1- 0		1- 1		6- 2		
2- 2	0- 0	0- 0		HOME	0- 0		0- 1		2- 1		
3- 0	0- 0	0- 0		AWAY	1- 0		1- 0		1- 0		
3- 3	0- 1	0- 1		NEUTRAL	0- 0		0- 0		3- 1		
<hr/>											
7- 3	0- 0	0- 2		CONFERENCE	2- 1		1- 0		4- 0		
3- 1	0- 0	0- 1		HOME	1- 0		0- 0		2- 0		
4- 2	0- 0	0- 1		AWAY	1- 1		1- 0		2- 0		
0- 0	0- 0	0- 0		NEUTRAL	0- 0		0- 0		0- 0		
<hr/>											
RPI S	Opponent	Score	RPI S	Opponent	Score	RPI S	Opponent	Score	RPI S	Opponent	Score
8 N	Wisconsin	0 3	32 A	Pittsburgh	1 3	79 A	Georgia Tech	1 3	108 A	Hofstra	3 1
			32 H	Pittsburgh	0 3	79 H	Georgia Tech	3 0	133 H	Colgate	0 3
			40 N	Arkansas	0 3	81 A	Duke	3 1	144 A	Wake Forest	3 1
						100 A	Kansas St.	3 1	178 N	Bryant	2 3
									192 N	Sacred Heart	3 2
									206 H	Niagara	3 0
									208 A	Boston College	3 0
									208 H	Boston College	3 1
									216 A	Dartmouth	3 1
									238 A	Clemson	3 0
									238 H	Clemson	3 0
									270 H	Grand Canyon	1 3
									287 N	Iona	3 1
									289 N	Binghamton	3 0
									323 H	Siena	3 0
<hr/>											
LAST 10 GAMES											
238 A Clemson			3 0	238 H Clemson			3 0				
79 A Georgia Tech			1 3	144 A Wake Forest			3 1				
32 H Pittsburgh			0 3	81 A Duke			3 1				
208 A Boston College			3 0	32 A Pittsburgh			1 3				
79 H Georgia Tech			3 0	208 H Boston College			3 1				

Non-Div. I Games:

Syracuse

Average RPI Win: 173		WON-LOST RECORD		WINNING PCT. RANK		LAST 10 GAMES		STRENGTH OF SCHEDULE		OPP. STRENGTH OF SCHEDULE		TEAM RPI		ADJ RPI		CONF. RPI		ADJ CONF. RPI	
Average RPI Loss: 91		11- 11		.5 160		1- 1		73		110		112		.53653 112		8		8	
DIV. I ONLY		7- 5		.58333 126		1- 1		72		115		90		.56277 90		9		9	
DIV. I NON-CONF.																			
TOTALS		RPI 1-25		RPI 26-50		W-L RECORDS		RPI 51-100		RPI 101-150		RPI 150+							
11- 11		0- 1		0- 2		OVERALL		2- 4		3- 3		6- 1							
4- 2		0- 0		0- 0		HOME		0- 1		1- 1		3- 0							
5- 5		0- 1		0- 1		AWAY		1- 1		2- 1		2- 1							
2- 4		0- 0		0- 1		NEUTRAL		1- 2		0- 1		1- 0							
7- 5		0- 0		0- 2		NON-CONFERENCE		2- 2		1- 1		4- 0							
2- 0		0- 0		0- 0		HOME		0- 0		0- 0		2- 0							
3- 1		0- 0		0- 1		AWAY		1- 0		1- 0		1- 0							
2- 4		0- 0		0- 1		NEUTRAL		1- 2		0- 1		1- 0							
4- 6		0- 1		0- 0		CONFERENCE		0- 2		2- 2		2- 1							
2- 2		0- 0		0- 0		HOME		0- 1		1- 1		1- 0							
2- 4		0- 1		0- 0		AWAY		0- 1		1- 1		1- 1							
0- 0		0- 0		0- 0		NEUTRAL		0- 0		0- 0		0- 0							
RPI	S	Opponent		Score		RPI	S	Opponent		Score		RPI	S	Opponent		Score			
18	A	Wichita St.		1	3	32	A	Colorado St.		1	3	76	H	Temple		2	3		
						37	N	Miami (FL)		0	3	77	A	SMU		0	3		
												81	N	Duke		2	3		
												85	N	Fla. Atlantic		3	1		
												86	A	Central Ark.		3	1		
												99	N	Arkansas St.		1	3		
														109 A FGCU		3	1		
														113 H Cincinnati		0	3		
														128 N Oral Roberts		1	3		
														132 A Tulane		3	1		
														140 A Tulsa		2	3		
														150 H East Carolina		3	2		
														168 A Northern Colo.		3	2		
														176 H UConn		3	0		
														195 A Houston		1	3		
														211 H Virginia		3	0		
														211 H Virginia		3	0		
														257 A Memphis		3	2		
														316 N Southern U.		3	0		
				LAST 10 GAMES															
				211	H	Virginia	3	0	176	H	UConn	3	0						
				128	N	Oral Roberts	1	3	77	A	SMU	0	3						
				132	A	Tulane	3	1	140	A	Tulsa	2	3						
				195	A	Houston	1	3	18	A	Wichita St.	1	3						
				76	H	Temple	2	3	257	A	Memphis	3	2						

Non-Div. I Games:

UCF

Average RPI Win:		174	WON-LOST RECORD		WINNING PCT. RANK		LAST 10 GAMES		STRENGTH OF SCHEDULE		OPP. STRENGTH OF SCHEDULE		TEAM RPI		ADJ RPI		CONF. RPI		ADJ CONF. RPI		
DIV. I ONLY			9- 13		.40909 216		7- 3		49		62		115		.53601 113		8		8		
DIV. I NON-CONF.			2- 10		.16667 295		0- 0		28		43		173		.4975 169		9		9		
TOTALS		RPI 1-25		RPI 26-50		W-L RECORDS		RPI 51-100		RPI 101-150		RPI 150+									
9- 13		0- 3		0- 2		OVERALL		0- 6		3- 2		6- 0									
3- 1		0- 0		0- 0		HOME		0- 1		2- 0		1- 0									
5- 5		0- 2		0- 1		AWAY		0- 1		1- 1		4- 0									
1- 7		0- 1		0- 1		NEUTRAL		0- 4		0- 1		1- 0									
2- 10		0- 2		0- 2		NON-CONFERENCE		0- 4		0- 2		2- 0									
0- 0		0- 0		0- 0		HOME		0- 0		0- 0		0- 0									
1- 3		0- 1		0- 1		AWAY		0- 0		0- 1		1- 0									
1- 7		0- 1		0- 1		NEUTRAL		0- 4		0- 1		1- 0									
7- 3		0- 1		0- 0		CONFERENCE		0- 2		3- 0		4- 0									
3- 1		0- 0		0- 0		HOME		0- 1		2- 0		1- 0									
4- 2		0- 1		0- 0		AWAY		0- 1		1- 0		3- 0									
0- 0		0- 0		0- 0		NEUTRAL		0- 0		0- 0		0- 0									
RPI	S	Opponent		Score		RPI	S	Opponent		Score		RPI	S	Opponent		Score					
4	A	Kentucky		0	3	29	A	Michigan		0	3	54	N	Dayton		0	3				
9	N	Utah		0	3	38	N	NC State		0	3	74	N	Texas St.		2	3				
18	A	Wichita St.		0	3							76	A	Temple		1	3				
												77	H	SMU		2	3				
												84	N	Seton Hall		1	3				
												99	N	Arkansas St.		1	3				
														112 A UCF		3	0				
														118 A Illinois St.		2	3				
														132 H Tulane		3	1				
														139 N Western Mich.		1	3				
														140 H Tulsa		3	1				
														173 A Xavier		3	2				
														176 A UConn		3	1				
														181 A South Fla.		3	0				
														195 H Houston		3	1				
														196 N Milwaukee		3	0				
														257 A Memphis		3	0				
LAST 10 GAMES						LAST 10 GAMES						LAST 10 GAMES									
257 A Memphis						3	0	176 A UConn						3	1						
18 A Wichita St.						0	3	77 H SMU						2	3						
132 H Tulane						3	1	140 H Tulsa						3	1						
195 H Houston						3	1	112 A UCF						3	0						
76 A Temple						1	3	181 A South Fla.						3	0						

Non-Div. I Games:

Cincinnati

Average RPI Win: 191		WON-LOST	WINNING	LAST 10	STRENGTH OF		OPP. STRENGTH	TEAM	ADJ	CONF.	ADJ CONF.
Average RPI Loss: 106		RECORD	PCT. RANK	GAMES	SCHEDULE		OF SCHEDULE	RPI	RPI	RPI	RPI
DIV. I ONLY		14- 9	.6087	114	6- 4		139	129	113	.53582	114
DIV. I NON-CONF.		8- 5	.61538	110	0- 0		118	125	100	.54815	100
TOTALS		RPI 1-25	RPI 26-50		W-L RECORDS		RPI 51-100		RPI 101-150		RPI 150+
14- 9	0- 0	0- 2		OVERALL		1- 3		3- 1		10- 3	
8- 2	0- 0	0- 0		HOME		1- 1		3- 0		4- 1	
3- 6	0- 0	0- 1		AWAY		0- 2		0- 1		3- 2	
3- 1	0- 0	0- 1		NEUTRAL		0- 0		0- 0		3- 0	
8- 5	0- 0	0- 2		NON-CONFERENCE		1- 2		0- 1		7- 0	
5- 0	0- 0	0- 0		HOME		1- 0		0- 0		4- 0	
0- 4	0- 0	0- 1		AWAY		0- 2		0- 1		0- 0	
3- 1	0- 0	0- 1		NEUTRAL		0- 0		0- 0		3- 0	
6- 4	0- 0	0- 0		CONFERENCE		0- 1		3- 0		3- 3	
3- 2	0- 0	0- 0		HOME		0- 1		3- 0		0- 1	
3- 2	0- 0	0- 0		AWAY		0- 0		0- 0		3- 2	
0- 0	0- 0	0- 0		NEUTRAL		0- 0		0- 0		0- 0	
RPI S	Opponent	Score	RPI S	Opponent	Score	RPI S	Opponent	Score	RPI S	Opponent	Score
			29 N	Michigan	1 3	59 A	Butler	2 3	115 A	IUPUI	2 3
			32 A	Colorado St.	1 3	70 H	Miami (OH)	1 3	136 H	Bowling Green	3 1
						71 H	Navy	3 0	139 H	Western Mich.	3 1
						90 A	Indiana	0 3	141 H	Buffalo	3 0
									159 A	Ohio	0 3
									177 H	Northern Ill.	2 3
									179 H	Duquesne	3 2
									183 A	Central Mich.	3 0
									203 N	Idaho St.	3 1
									204 H	Fort Wayne	3 0
									209 A	Eastern Mich.	3 1
									218 A	Kent St.	3 1
									219 A	Toledo	0 3
									227 N	DePaul	3 1
									243 H	Bradley	3 1
									254 N	Indiana St.	3 0
									269 H	Evansville	3 0
LAST 10 GAMES											
			70 H	Miami (OH)	1 3	139 H	Western Mich.	3 1			
			136 H	Bowling Green	3 1	141 H	Buffalo	3 0			
			159 A	Ohio	0 3	219 A	Toledo	0 3			
			218 A	Kent St.	3 1	183 A	Central Mich.	3 0			
			177 H	Northern Ill.	2 3	209 A	Eastern Mich.	3 1			

Non-Div. I Games:

Ball St.

Average RPI Win:		204	WON-LOST RECORD		WINNING PCT. RANK		LAST 10 GAMES		STRENGTH OF SCHEDULE		OPP. STRENGTH OF SCHEDULE		TEAM RPI		ADJ RPI		CONF. RPI		ADJ CONF. RPI	
Average RPI Loss:		92																		
DIV. I ONLY			12- 11		.52174 155		8- 2		78		157		114		.53472 115		13		13	
DIV. I NON-CONF.			4- 9		.30769 256		0- 0		50		137		155		.5041 155		13		13	
TOTALS		RPI 1-25		RPI 26-50		W-L RECORDS		RPI 51-100		RPI 101-150		RPI 150+								
12- 11		0- 1		0- 2		OVERALL		0- 3		2- 3		10- 2								
5- 4		0- 1		0- 1		HOME		0- 1		2- 1		3- 0								
4- 5		0- 0		0- 0		AWAY		0- 1		0- 2		4- 2								
3- 2		0- 0		0- 1		NEUTRAL		0- 1		0- 0		3- 0								
4- 9		0- 1		0- 2		NON-CONFERENCE		0- 3		1- 1		3- 2								
1- 3		0- 1		0- 1		HOME		0- 1		1- 0		0- 0								
0- 4		0- 0		0- 0		AWAY		0- 1		0- 1		0- 2								
3- 2		0- 0		0- 1		NEUTRAL		0- 1		0- 0		3- 0								
8- 2		0- 0		0- 0		CONFERENCE		0- 0		1- 2		7- 0								
4- 1		0- 0		0- 0		HOME		0- 0		1- 1		3- 0								
4- 1		0- 0		0- 0		AWAY		0- 0		0- 1		4- 0								
0- 0		0- 0		0- 0		NEUTRAL		0- 0		0- 0		0- 0								
RPI S	Opponent		Score		RPI S	Opponent		Score		RPI S	Opponent		Score		RPI S	Opponent		Score		
18 H	Wichita St.		0 3		26 N	Cal Poly		0 3		54 A	Dayton		0 3		106 A	Cleveland St.		1 3		
					34 H	Marquette		1 3		70 H	Miami (OH)		2 3		109 A	FGCU		0 3		
										75 N	North Dakota		2 3		114 H	Ball St.		3 2		
															116 H	Green Bay		3 1		
															134 H	Oakland		0 3		
															154 A	Ill.-Chicago		3 2		
															169 A	Northern Ky.		3 1		
															169 H	Northern Ky.		3 1		
															183 A	Central Mich.		0 3		
															196 H	Milwaukee		3 0		
															204 A	Fort Wayne		0 3		
															212 A	Wright St.		3 2		
															212 H	Wright St.		3 2		
															254 N	Indiana St.		3 2		
															282 N	FIU		3 2		
															284 A	Youngstown St.		3 0		
															290 N	Ga. Southern		3 1		
LAST 10 GAMES																				
169 A Northern Ky.				3 1				196 H Milwaukee				3 0								
212 A Wright St.				3 2				284 A Youngstown St.				3 0								
154 A Ill.-Chicago				3 2				106 A Cleveland St.				1 3								
134 H Oakland				0 3				169 H Northern Ky.				3 1								
116 H Green Bay				3 1				212 H Wright St.				3 2								

Non-Div. I Games:

IUPUI

Average RPI Win:		213	WON-LOST RECORD		WINNING PCT. RANK		LAST 10 GAMES		STRENGTH OF SCHEDULE		OPP. STRENGTH OF SCHEDULE		TEAM RPI		ADJ RPI		CONF. RPI		ADJ CONF. RPI							
Average RPI Loss:		76																								
DIV. I ONLY			10- 11		.47619	176	6- 4	67		121	119	.53397	116	13	13											
DIV. I NON-CONF.			4- 7		.36364	232	0- 0	22		74	102	.54809	101	13	13											
TOTALS		RPI 1-25		RPI 26-50			W-L RECORDS		RPI 51-100			RPI 101-150			RPI 150+											
10- 11	0- 2				0- 3		OVERALL		0- 2			1- 3			9- 1											
5- 3	0- 0				0- 1		HOME		0- 1			1- 1			4- 0											
2- 5	0- 1				0- 1		AWAY		0- 0			0- 2			2- 1											
3- 3	0- 1				0- 1		NEUTRAL		0- 1			0- 0			3- 0											
4- 7	0- 2				0- 3		NON-CONFERENCE		0- 2			0- 0			4- 0											
0- 2	0- 0				0- 1		HOME		0- 1			0- 0			0- 0											
1- 2	0- 1				0- 1		AWAY		0- 0			0- 0			1- 0											
3- 3	0- 1				0- 1		NEUTRAL		0- 1			0- 0			3- 0											
6- 4	0- 0				0- 0		CONFERENCE		0- 0			1- 3			5- 1											
5- 1	0- 0				0- 0		HOME		0- 0			1- 1			4- 0											
1- 3	0- 0				0- 0		AWAY		0- 0			0- 2			1- 1											
0- 0	0- 0				0- 0		NEUTRAL		0- 0			0- 0			0- 0											
RPI	S	Opponent		Score		RPI	S	Opponent		Score		RPI	S	Opponent		Score										
9	A	Utah		0	3	26	H	Cal Poly		0	3	59	N	Butler		0	3	106	H	Cleveland St.	2	3				
22	N	San Diego		0	3	29	A	Michigan		1	3	75	H	North Dakota		0	3	115	A	IUPUI	1	3				
						50	N	Missouri		1	3											134	A	Oakland	2	3
																						134	H	Oakland	3	1
																						154	H	Ill.-Chicago	3	1
																						169	H	Northern Ky.	3	1
																						193	A	Eastern Ill.	3	0
																						196	H	Milwaukee	3	0
																						212	A	Wright St.	2	3
																						213	N	New Hampshire	3	1
																						243	N	Bradley	3	0
																						257	N	Memphis	3	1
																						284	A	Youngstown St.	3	0
																						284	H	Youngstown St.	3	0
						LAST 10 GAMES																				
						134	A	Oakland		2	3	212	A	Wright St.		2	3									
						284	A	Youngstown St.		3	0	154	H	Ill.-Chicago		3	1									
						169	H	Northern Ky.		3	1	196	H	Milwaukee		3	0									
						106	H	Cleveland St.		2	3	284	H	Youngstown St.		3	0									
						115	A	IUPUI		1	3	134	H	Oakland		3	1									

Non-Div. I Games:

Green Bay

Average RPI Win:	196	WON-LOST RECORD	WINNING PCT. RANK	LAST 10 GAMES	STRENGTH OF SCHEDULE	OPP. STRENGTH OF SCHEDULE	TEAM RPI	ADJ RPI	CONF. RPI	ADJ CONF. RPI	
DIV. I ONLY		7- 13	.35 246	5- 5	32	83	121	.53328	117	15 16	
DIV. I NON-CONF.		2- 10	.16667 295	0- 2	9	28	129	.52188	126	17 17	
<hr/>											
TOTALS	RPI 1-25	RPI 26-50		W-L RECORDS	RPI 51-100		RPI 101-150		RPI 150+		
7- 13	0- 3	0- 1		OVERALL	1- 7		2- 2		4- 0		
3- 1	0- 1	0- 0		HOME	0- 0		0- 0		3- 0		
2- 7	0- 2	0- 1		AWAY	0- 4		1- 0		1- 0		
2- 5	0- 0	0- 0		NEUTRAL	1- 3		1- 2		0- 0		
<hr/>											
2- 10	0- 3	0- 0		NON-CONFERENCE	1- 5		1- 2		0- 0		
0- 1	0- 1	0- 0		HOME	0- 0		0- 0		0- 0		
0- 4	0- 2	0- 0		AWAY	0- 2		0- 0		0- 0		
2- 5	0- 0	0- 0		NEUTRAL	1- 3		1- 2		0- 0		
<hr/>											
5- 3	0- 0	0- 1		CONFERENCE	0- 2		1- 0		4- 0		
3- 0	0- 0	0- 0		HOME	0- 0		0- 0		3- 0		
2- 3	0- 0	0- 1		AWAY	0- 2		1- 0		1- 0		
0- 0	0- 0	0- 0		NEUTRAL	0- 0		0- 0		0- 0		
<hr/>											
RPI S	Opponent	Score	RPI S	Opponent	Score	RPI S	Opponent	Score	RPI S	Opponent	Score
2 A	Minnesota	0 3	35 A	Western Ky.	0 3	53 N	West Virginia	1 3	119 N	Coastal Caro.	2 3
6 H	Texas	0 3				57 N	Tennessee	1 3	123 N	Houston Baptist	1 3
24 A	Baylor	1 3				65 A	North Texas	1 3	137 N	St. John's (NY)	3 2
						74 A	Texas St.	2 3	148 A	Southern Miss.	3 1
						74 N	Texas St.	3 2	214 H	Marshall	3 0
						77 N	SMU	1 3	260 A	UTEP	3 0
						78 A	TCU	0 3	260 H	UTEP	3 2
						89 A	Rice	2 3	280 H	Middle Tenn.	3 1
<hr/>											
			LAST 10 GAMES								
			35 A Western Ky.			260 H UTEP			3 2		
			89 A Rice			65 A North Texas			1 3		
			260 A UTEP			148 A Southern Miss.			3 1		
			280 H Middle Tenn.			6 H Texas			0 3		
			214 H Marshall			24 A Baylor			1 3		

Non-Div. I Games:

UTSA

Average RPI Win:		194	WON-LOST RECORD		WINNING PCT. RANK		LAST 10 GAMES		STRENGTH OF SCHEDULE		OPP. STRENGTH OF SCHEDULE		TEAM RPI		ADJ RPI		CONF. RPI		ADJ CONF. RPI				
DIV. I ONLY		14- 10		.58333		124		7- 3		146		87		116		.5331		118		16		15	
DIV. I NON-CONF.		7- 6		.53846		145		0- 0		110		51		106		.54101		106		14		14	
TOTALS		RPI 1-25		RPI 26-50		W-L RECORDS		RPI 51-100		RPI 101-150		RPI 150+											
14- 10		0- 1		0- 4		OVERALL		1- 3		3- 1		10- 1											
6- 2		0- 0		0- 1		HOME		1- 1		1- 0		4- 0											
5- 5		0- 1		0- 2		AWAY		0- 0		1- 1		4- 1											
3- 3		0- 0		0- 1		NEUTRAL		0- 2		1- 0		2- 0											
7- 6		0- 1		0- 1		NON-CONFERENCE		1- 3		3- 0		3- 1											
2- 1		0- 0		0- 0		HOME		1- 1		1- 0		0- 0											
2- 2		0- 1		0- 0		AWAY		0- 0		1- 0		1- 1											
3- 3		0- 0		0- 1		NEUTRAL		0- 2		1- 0		2- 0											
7- 4		0- 0		0- 3		CONFERENCE		0- 0		0- 1		7- 0											
4- 1		0- 0		0- 1		HOME		0- 0		0- 0		4- 0											
3- 3		0- 0		0- 2		AWAY		0- 0		0- 1		3- 0											
0- 0		0- 0		0- 0		NEUTRAL		0- 0		0- 0		0- 0											
RPI	S	Opponent		Score		RPI	S	Opponent		Score		RPI	S	Opponent		Score							
24	A	Baylor		0 3		39	N	Florida St.		2 3		54	H	Dayton		3 0							
						46	A	UNI		1 3		55	N	Kennesaw St.		1 3							
						48	A	Missouri St.		1 3		58	N	UC Irvine		1 3							
						48	H	Missouri St.		2 3		84	H	Seton Hall		2 3							
															104	A	Arizona	3 0					
															113	H	Cincinnati	3 2					
															122	A	Drake	2 3					
															130	N	New Mexico St.	3 0					
															152	A	Saint Louis	3 0					
															177	A	Northern Ill.	1 3					
															180	H	Valparaiso	3 2					
															197	N	UC Santa Barbara	3 0					
															233	A	Southern Ill.	3 2					
															233	H	Southern Ill.	3 0					
															243	H	Bradley	3 1					
															254	A	Indiana St.	3 0					
															261	H	Loyola Chicago	3 0					
															269	A	Evansville	3 0					
															291	N	William & Mary	3 0					
LAST 10 GAMES																							
						48	A	Missouri St.		1 3		261	H	Loyola Chicago		3 0							
						233	A	Southern Ill.		3 2		46	A	UNI		1 3							
						243	H	Bradley		3 1		122	A	Drake		2 3							
						254	A	Indiana St.		3 0		269	A	Evansville		3 0							
						180	H	Valparaiso		3 2		233	H	Southern Ill.		3 0							

Non-Div. I Games:

Illinois St.

Average RPI Win:		215	WON-LOST RECORD		WINNING PCT. RANK		LAST 10 GAMES		STRENGTH OF SCHEDULE		OPP. STRENGTH OF SCHEDULE		TEAM RPI		ADJ RPI		CONF. RPI		ADJ CONF. RPI	
Average RPI Loss:		64																		
DIV. I ONLY			12- 7		.63158 100		3- 1		193		103		117		.53178 119		24		24	
DIV. I NON-CONF.			3- 6		.33333 247		1- 1		104		24		168		.49683 170		22		22	
TOTALS		RPI 1-25		RPI 26-50		W-L RECORDS		RPI 51-100		RPI 101-150		RPI 150+								
12- 7		0- 0		0- 3		OVERALL		2- 4		1- 0		9- 0								
4- 1		0- 0		0- 0		HOME		0- 1		0- 0		4- 0								
5- 5		0- 0		0- 3		AWAY		1- 2		0- 0		4- 0								
3- 1		0- 0		0- 0		NEUTRAL		1- 1		1- 0		1- 0								
3- 6		0- 0		0- 3		NON-CONFERENCE		1- 3		1- 0		1- 0								
0- 0		0- 0		0- 0		HOME		0- 0		0- 0		0- 0								
0- 5		0- 0		0- 3		AWAY		0- 2		0- 0		0- 0								
3- 1		0- 0		0- 0		NEUTRAL		1- 1		1- 0		1- 0								
9- 1		0- 0		0- 0		CONFERENCE		1- 1		0- 0		8- 0								
4- 1		0- 0		0- 0		HOME		0- 1		0- 0		4- 0								
5- 0		0- 0		0- 0		AWAY		1- 0		0- 0		4- 0								
0- 0		0- 0		0- 0		NEUTRAL		0- 0		0- 0		0- 0								
RPI	S	Opponent		Score		RPI	S	Opponent		Score		RPI	S	Opponent		Score				
42	A	Iowa		0	3	74	H	Texas St.		0	3	117	N	UTSA		3	2			
42	A	Iowa		2	3	78	A	TCU		0	3	184	A	Louisiana		3	2			
47	A	North Carolina		2	3	81	A	Duke		0	3	225	H	UT Arlington		3	0			
						85	N	Fla. Atlantic		0	3	244	A	Appalachian St.		3	2			
						92	N	American		3	0	244	H	Appalachian St.		3	1			
						99	A	Arkansas St.		3	1	254	N	Indiana St.		3	0			
												258	A	Little Rock		3	1			
												262	H	Georgia St.		3	2			
												290	H	Ga. Southern		3	1			
												311	A	La.-Monroe		3	0			
LAST 10 GAMES																				
85	N	Fla. Atlantic		0	3	244	H	Appalachian St.		3	1									
92	N	American		3	0	262	H	Georgia St.		3	2									
184	A	Louisiana		3	2	290	H	Ga. Southern		3	1									
311	A	La.-Monroe		3	0	74	H	Texas St.		0	3									
244	A	Appalachian St.		3	2	225	H	UT Arlington		3	0									

Non-Div. I Games:

Coastal Caro.

Average RPI Win:	220	WON-LOST	WINNING	LAST 10	STRENGTH OF	OPP. STRENGTH	TEAM	ADJ	CONF.	ADJ CONF.	
Average RPI Loss:	106	RECORD	PCT. RANK	GAMES	SCHEDULE	OF SCHEDULE	RPI	RPI	RPI	RPI	
DIV. I ONLY		11- 6	.64706 96	8- 2	187	162	118	.53141 120	12	12	
DIV. I NON-CONF.		5- 4	.55556 138	2- 0	231	145	171	.49524 173	16	16	
<hr/>											
TOTALS	RPI 1-25	RPI 26-50		W-L RECORDS		RPI 51-100		RPI 101-150		RPI 150+	
11- 6	0- 0	0- 0		OVERALL		0- 4		1- 0		10- 2	
6- 4	0- 0	0- 0		HOME		0- 2		0- 0		6- 2	
4- 1	0- 0	0- 0		AWAY		0- 1		1- 0		3- 0	
1- 1	0- 0	0- 0		NEUTRAL		0- 1		0- 0		1- 0	
<hr/>											
5- 4	0- 0	0- 0		NON-CONFERENCE		0- 2		1- 0		4- 2	
2- 3	0- 0	0- 0		HOME		0- 1		0- 0		2- 2	
2- 0	0- 0	0- 0		AWAY		0- 0		1- 0		1- 0	
1- 1	0- 0	0- 0		NEUTRAL		0- 1		0- 0		1- 0	
<hr/>											
6- 2	0- 0	0- 0		CONFERENCE		0- 2		0- 0		6- 0	
4- 1	0- 0	0- 0		HOME		0- 1		0- 0		4- 0	
2- 1	0- 0	0- 0		AWAY		0- 1		0- 0		2- 0	
0- 0	0- 0	0- 0		NEUTRAL		0- 0		0- 0		0- 0	
<hr/>											
RPI S	Opponent	Score	RPI S	Opponent	Score	RPI S	Opponent	Score	RPI S	Opponent	Score
						53 N	West Virginia	0 3	101 A	Northeastern	3 1
						61 A	Princeton	0 3	158 H	Cornell	3 1
						68 H	Yale	1 3	170 H	Stony Brook	1 3
						92 H	American	1 3	192 H	Sacred Heart	2 3
									200 A	Penn	3 2
									208 H	Boston College	3 2
									212 A	Wright St.	3 0
									216 A	Dartmouth	3 0
									216 H	Dartmouth	3 1
									228 H	Columbia	3 0
									278 H	Brown	3 1
									300 H	UMass Lowell	3 0
									305 N	Tennessee Tech	3 0
<hr/>											
LAST 10 GAMES											
						216 A	Dartmouth	3 0	228 H	Columbia	3 0
						68 H	Yale	1 3	158 H	Cornell	3 1
						278 H	Brown	3 1	216 H	Dartmouth	3 1
						61 A	Princeton	0 3	300 H	UMass Lowell	3 0
						200 A	Penn	3 2	101 A	Northeastern	3 1

Non-Div. I Games:

Harvard

Average RPI Win:		241	WON-LOST RECORD		WINNING PCT. RANK		LAST 10 GAMES		STRENGTH OF SCHEDULE		OPP. STRENGTH OF SCHEDULE		TEAM RPI		ADJ RPI		CONF. RPI		ADJ CONF. RPI	
Average RPI Loss:		85																		
DIV. I ONLY			11- 11		.5 160		5- 5		71		176		120		.53101 121		23		23	
DIV. I NON-CONF.			5- 7		.41667 211		0- 1		42		87		104		.54193 104		25		25	
TOTALS		RPI 1-25		RPI 26-50		W-L RECORDS		RPI 51-100		RPI 101-150		RPI 150+								
11- 11		0- 4		0- 1		OVERALL		0- 2		1- 2		10- 2								
7- 3		0- 0		0- 1		HOME		0- 1		0- 0		7- 1								
2- 5		0- 1		0- 0		AWAY		0- 1		0- 2		2- 1								
2- 3		0- 3		0- 0		NEUTRAL		0- 0		1- 0		1- 0								
5- 7		0- 4		0- 1		NON-CONFERENCE		0- 1		1- 0		4- 1								
2- 3		0- 0		0- 1		HOME		0- 1		0- 0		2- 1								
1- 1		0- 1		0- 0		AWAY		0- 0		0- 0		1- 0								
2- 3		0- 3		0- 0		NEUTRAL		0- 0		1- 0		1- 0								
6- 4		0- 0		0- 0		CONFERENCE		0- 1		0- 2		6- 1								
5- 0		0- 0		0- 0		HOME		0- 0		0- 0		5- 0								
1- 4		0- 0		0- 0		AWAY		0- 1		0- 2		1- 1								
0- 0		0- 0		0- 0		NEUTRAL		0- 0		0- 0		0- 0								
RPI S	Opponent		Score		RPI S	Opponent		Score		RPI S	Opponent		Score		RPI S	Opponent		Score		
11 A	Kansas		0	3	35 H	Western Ky.		0	3	67 A	Austin Peay		1	3	103 A	SIUE		2	3	
15 N	Creighton		0	3						82 H	Lipscomb		1	3	142 A	Murray St.		2	3	
18 N	Wichita St.		0	3											147 N	Elon		3	0	
20 N	Purdue		0	3											164 A	Charlotte		3	2	
															194 H	Eastern Ky.		3	2	
															203 H	Idaho St.		2	3	
															217 H	UT Martin		3	0	
															225 H	UT Arlington		3	2	
															236 A	Jacksonville St.		2	3	
															239 H	Tennessee St.		3	1	
															280 H	Middle Tenn.		3	1	
															293 N	Southern Utah		3	1	
															295 H	Morehead St.		3	0	
															297 H	Southeast Mo. St.		3	0	
															305 A	Tennessee Tech		3	1	
				LAST 10 GAMES																
				142 A Murray St.				2	3	236 A Jacksonville St.				2	3					
				67 A Austin Peay				1	3	305 A Tennessee Tech				3	1					
				297 H Southeast Mo. St.				3	0	103 A SIUE				2	3					
				217 H UT Martin				3	0	239 H Tennessee St.				3	1					
				82 H Lipscomb				1	3	194 H Eastern Ky.				3	2					

Non-Div. I Games:

Belmont

Drake

Drake

Average RPI Win:	253	WON-LOST	WINNING	LAST 10	STRENGTH OF	OPP. STRENGTH	TEAM	ADJ	CONF.	ADJ CONF.	
Average RPI Loss:	112	RECORD	PCT. RANK	GAMES	SCHEDULE	OF SCHEDULE	RPI	RPI	RPI	RPI	
DIV. I ONLY	17- 6	.73913	50	8- 2	237	286	123	.52772	123	27	27
DIV. I NON-CONF.	9- 4	.69231	80	1- 0	236	288	136	.51517	136	26	26
<hr/>											
TOTALS	RPI 1-25	RPI 26-50		W-L RECORDS	RPI 51-100		RPI 101-150		RPI 150+		
17- 6	0- 0	0- 0		OVERALL	1- 3		1- 2		15- 1		
5- 1	0- 0	0- 0		HOME	1- 0		0- 0		4- 1		
8- 3	0- 0	0- 0		AWAY	0- 3		0- 0		8- 0		
4- 2	0- 0	0- 0		NEUTRAL	0- 0		1- 2		3- 0		
<hr/>											
9- 4	0- 0	0- 0		NON-CONFERENCE	0- 2		1- 2		8- 0		
2- 0	0- 0	0- 0		HOME	0- 0		0- 0		2- 0		
3- 2	0- 0	0- 0		AWAY	0- 2		0- 0		3- 0		
4- 2	0- 0	0- 0		NEUTRAL	0- 0		1- 2		3- 0		
<hr/>											
8- 2	0- 0	0- 0		CONFERENCE	1- 1		0- 0		7- 1		
3- 1	0- 0	0- 0		HOME	1- 0		0- 0		2- 1		
5- 1	0- 0	0- 0		AWAY	0- 1		0- 0		5- 0		
0- 0	0- 0	0- 0		NEUTRAL	0- 0		0- 0		0- 0		
<hr/>											
RPI S	Opponent	Score	RPI S	Opponent	Score	RPI S	Opponent	Score	RPI S	Opponent	Score
						74 A	Texas St.	0 3	102 N	Arizona St.	1 3
						86 A	Central Ark.	1 3	117 N	UTSA	3 1
						89 A	Rice	1 3	135 N	UC Davis	0 3
						91 H	SFA	3 0	184 A	Louisiana	3 1
									188 H	Sam Houston St.	2 3
									190 A	McNeese	3 0
									225 A	UT Arlington	3 2
									230 H	Abilene Christian	3 1
									236 N	Jacksonville St.	3 2
									248 A	Northwestern St.	3 2
									277 A	New Orleans	3 0
									294 H	Texas Southern	3 0
									300 N	UMass Lowell	3 1
									303 A	Southeastern La.	3 0
									309 H	Lamar University	3 0
									310 A	Nicholls St.	3 0
						327 A	Prairie View	3 0	327 H	Prairie View	3 0
									331 N	Mississippi Val.	3 0
						LAST 10 GAMES					
						327 A	Prairie View	3 0	303 A	Southeastern La.	3 0
						248 A	Northwestern St.	3 2	91 H	SFA	3 0
						230 H	Abilene Christian	3 1	309 H	Lamar University	3 0
						188 H	Sam Houston St.	2 3	86 A	Central Ark.	1 3
						277 A	New Orleans	3 0	310 A	Nicholls St.	3 0

Non-Div. I Games:

Houston Baptist

Average RPI Win:		210	WON-LOST RECORD		WINNING PCT. RANK		LAST 10 GAMES		STRENGTH OF SCHEDULE		OPP. STRENGTH OF SCHEDULE		TEAM RPI		ADJ RPI		CONF. RPI		ADJ CONF. RPI				
Average RPI Loss:		95																					
DIV. I ONLY			12- 9		.57143 129		7- 3		136		140		124		.52675 124		17		17				
DIV. I NON-CONF.			5- 6		.45455 196		0- 0		106		96		135		.51565 135		15		15				
TOTALS		RPI 1-25		RPI 26-50		W-L RECORDS		RPI 51-100		RPI 101-150		RPI 150+											
12- 9		0- 1		0- 1		OVERALL		0- 4		2- 2		10- 1											
4- 2		0- 0		0- 0		HOME		0- 2		0- 0		4- 0											
6- 3		0- 0		0- 1		AWAY		0- 1		1- 1		5- 0											
2- 4		0- 1		0- 0		NEUTRAL		0- 1		1- 1		1- 1											
5- 6		0- 1		0- 1		NON-CONFERENCE		0- 1		2- 2		3- 1											
0- 0		0- 0		0- 0		HOME		0- 0		0- 0		0- 0											
3- 2		0- 0		0- 1		AWAY		0- 0		1- 1		2- 0											
2- 4		0- 1		0- 0		NEUTRAL		0- 1		1- 1		1- 1											
7- 3		0- 0		0- 0		CONFERENCE		0- 3		0- 0		7- 0											
4- 2		0- 0		0- 0		HOME		0- 2		0- 0		4- 0											
3- 1		0- 0		0- 0		AWAY		0- 1		0- 0		3- 0											
0- 0		0- 0		0- 0		NEUTRAL		0- 0		0- 0		0- 0											
RPI	S	Opponent		Score		RPI	S	Opponent		Score		RPI	S	Opponent		Score							
11	N	Kansas		1	3	27	A	Oregon St.		0	3	75	A	North Dakota		0	3	105	A	Santa Clara		0	3
																		83	H	Portland St.		0	3
																		97	H	Sacramento St.		0	3
																		100	N	Kansas St.		0	3

Non-Div. I Games:

Idaho

Average RPI Win: 189		WON-LOST RECORD		WINNING PCT. RANK		LAST 10 GAMES		STRENGTH OF SCHEDULE		OPP. STRENGTH OF SCHEDULE		TEAM RPI		ADJ RPI		CONF. RPI		ADJ CONF. RPI	
DIV. I ONLY		10- 10		.5 160		4- 6		111		79		127		.5267 125		3		4	
DIV. I NON-CONF.		7- 5		.58333 126		1- 1		201		150		144		.51014 145		3		3	
TOTALS		RPI 1-25		RPI 26-50		W-L RECORDS		RPI 51-100		RPI 101-150		RPI 150+							
10- 10		0- 0		1- 3		OVERALL		2- 6		0- 0		7- 1							
5- 5		0- 0		0- 1		HOME		1- 4		0- 0		4- 0							
4- 2		0- 0		1- 2		AWAY		1- 0		0- 0		2- 0							
1- 3		0- 0		0- 0		NEUTRAL		0- 2		0- 0		1- 1							
7- 5		0- 0		0- 0		NON-CONFERENCE		1- 4		0- 0		6- 1							
4- 2		0- 0		0- 0		HOME		0- 2		0- 0		4- 0							
2- 0		0- 0		0- 0		AWAY		1- 0		0- 0		1- 0							
1- 3		0- 0		0- 0		NEUTRAL		0- 2		0- 0		1- 1							
3- 5		0- 0		1- 3		CONFERENCE		1- 2		0- 0		1- 0							
1- 3		0- 0		0- 1		HOME		1- 2		0- 0		0- 0							
2- 2		0- 0		1- 2		AWAY		0- 0		0- 0		1- 0							
0- 0		0- 0		0- 0		NEUTRAL		0- 0		0- 0		0- 0							
RPI	S	Opponent		Score		RPI	S	Opponent		Score		RPI	S	Opponent		Score			
				28	H	LSU	1	3	56	H	Ole Miss	0	3	185	A	Mississippi St.	3	2	
				36	A	Auburn	3	1	57	H	Tennessee	3	1	186	N	UNCW	1	3	
				40	A	Arkansas	0	3	66	N	Northwestern	1	3	194	H	Eastern Ky.	3	0	
				43	A	Alabama	2	3	70	H	Miami (OH)	2	3	238	A	Clemson	3	0	
									72	H	Georgia	2	3	263	H	Mercer	3	0	
									73	H	Radford	2	3	274	H	Troy	3	0	
									81	A	Duke	3	1	276	H	North Florida	3	0	
									96	N	Texas Tech	1	3	290	N	Ga. Southern	3	0	
LAST 10 GAMES																			
				43	A	Alabama	2	3	57	H	Tennessee	3	1						
				36	A	Auburn	3	1	28	H	LSU	1	3						
				56	H	Ole Miss	0	3	185	A	Mississippi St.	3	2						
				40	A	Arkansas	0	3	238	A	Clemson	3	0						
				72	H	Georgia	2	3	96	N	Texas Tech	1	3						

Non-Div. I Games:

South Carolina

Average RPI Win:	203	WON-LOST	WINNING	LAST 10	STRENGTH OF	OPP. STRENGTH	TEAM	ADJ	CONF.	ADJ CONF.		
Average RPI Loss:	116	RECORD	PCT. RANK	GAMES	SCHEDULE	OF SCHEDULE	RPI	RPI	RPI	RPI		
DIV. I ONLY		14- 7	.66667	80	6- 4	232	113	125	.52616	126	11	11
DIV. I NON-CONF.		8- 3	.72727	69	0- 0	226	120	105	.5416	105	10	10
<hr/>												
TOTALS	RPI 1-25	RPI 26-50		W-L RECORDS		RPI 51-100		RPI 101-150		RPI 150+		
14- 7	0- 1	0- 1		OVERALL		0- 1		3- 1		11- 3		
5- 2	0- 0	0- 0		HOME		0- 0		2- 1		3- 1		
6- 4	0- 0	0- 1		AWAY		0- 1		1- 0		5- 2		
3- 1	0- 1	0- 0		NEUTRAL		0- 0		0- 0		3- 0		
<hr/>												
8- 3	0- 1	0- 0		NON-CONFERENCE		0- 0		3- 1		5- 1		
2- 1	0- 0	0- 0		HOME		0- 0		2- 1		0- 0		
3- 1	0- 0	0- 0		AWAY		0- 0		1- 0		2- 1		
3- 1	0- 1	0- 0		NEUTRAL		0- 0		0- 0		3- 0		
<hr/>												
6- 4	0- 0	0- 1		CONFERENCE		0- 1		0- 0		6- 2		
3- 1	0- 0	0- 0		HOME		0- 0		0- 0		3- 1		
3- 3	0- 0	0- 1		AWAY		0- 1		0- 0		3- 1		
0- 0	0- 0	0- 0		NEUTRAL		0- 0		0- 0		0- 0		
<hr/>												
RPI S	Opponent	Score		RPI S	Opponent	Score		RPI S	Opponent	Score		
11 N	Kansas	1	3	32 A	Colorado St.	0	3	98 A	Wyoming	0	3	
								105 H	Santa Clara	3	1	
								107 H	Pepperdine	3	2	
								122 A	Drake	3	2	
								124 H	Idaho	0	3	
								151 A	San Diego St.	3	2	
								161 A	UC Riverside	1	3	
								166 H	UNLV	2	3	
								167 H	New Mexico	3	2	
								215 A	Fresno St.	3	1	
								222 A	Air Force	3	2	
								222 H	Air Force	3	1	
								223 A	Nevada	1	3	
								223 H	Nevada	3	0	
								241 N	Omaha	3	1	
								246 N	Montana	3	0	
								249 N	Howard	3	0	
								286 A	San Francisco	3	1	
								292 A	Cal St. Fullerton	3	0	
<hr/>												
LAST 10 GAMES												
222 H Air Force				3	1	166 H UNLV				2	3	
223 H Nevada				3	0	215 A Fresno St.				3	1	
98 A Wyoming				0	3	151 A San Diego St.				3	2	
32 A Colorado St.				0	3	222 A Air Force				3	2	
167 H New Mexico				3	2	223 A Nevada				1	3	

Non-Div. I Games:

San Jose St.

Average RPI Win:		208	WON-LOST RECORD		WINNING PCT. RANK		LAST 10 GAMES		STRENGTH OF SCHEDULE		OPP. STRENGTH OF SCHEDULE		TEAM RPI		ADJ RPI		CONF. RPI		ADJ CONF. RPI	
Average RPI Loss:		92																		
DIV. I ONLY			11- 10		.52381 151		7- 3		101		142		126		.52607 127		22		21	
DIV. I NON-CONF.			4- 7		.36364 232		0- 0		54		72		127		.52157 128		21		21	
TOTALS		RPI 1-25		RPI 26-50		W-L RECORDS		RPI 51-100		RPI 101-150		RPI 150+								
11- 10		0- 1		0- 2		OVERALL		0- 4		1- 1		10- 2								
3- 1		0- 0		0- 0		HOME		0- 0		0- 0		3- 1								
6- 4		0- 0		0- 1		AWAY		0- 2		1- 0		5- 1								
2- 5		0- 1		0- 1		NEUTRAL		0- 2		0- 1		2- 0								
4- 7		0- 1		0- 2		NON-CONFERENCE		0- 3		1- 1		3- 0								
0- 0		0- 0		0- 0		HOME		0- 0		0- 0		0- 0								
2- 2		0- 0		0- 1		AWAY		0- 1		1- 0		1- 0								
2- 5		0- 1		0- 1		NEUTRAL		0- 2		0- 1		2- 0								
7- 3		0- 0		0- 0		CONFERENCE		0- 1		0- 0		7- 2								
3- 1		0- 0		0- 0		HOME		0- 0		0- 0		3- 1								
4- 2		0- 0		0- 0		AWAY		0- 1		0- 0		4- 1								
0- 0		0- 0		0- 0		NEUTRAL		0- 0		0- 0		0- 0								
RPI S	Opponent		Score		RPI S	Opponent		Score		RPI S	Opponent		Score		RPI S	Opponent		Score		
18 N	Wichita St.		0 3		32 N	Pittsburgh		1 3		73 N	Radford		2 3		104 N	Arizona		1 3		
					35 A	Western Ky.		1 3		82 A	Lipscomb		0 3		146 A	Virginia Tech		3 0		
										87 N	Towson		1 3		152 N	Saint Louis		3 2		
										93 A	Furman		0 3		155 A	Wofford		3 1		
															163 A	UNCG		3 2		
															163 H	UNCG		1 3		
															172 A	Chattanooga		3 2		
															211 N	Virginia		3 0		
															237 A	Western Caro.		2 3		
															237 H	Western Caro.		3 1		
															242 H	Samford		3 1		
															244 A	Appalachian St.		3 1		
															263 H	Mercer		3 0		
															304 A	The Citadel		3 0		
					LAST 10 GAMES															
					237 A	Western Caro.		2 3		263 H	Mercer		3 0							
					163 A	UNCG		3 2		304 A	The Citadel		3 0							
					155 A	Wofford		3 1		93 A	Furman		0 3							
					172 A	Chattanooga		3 2		163 H	UNCG		1 3							
					242 H	Samford		3 1		237 H	Western Caro.		3 1							

Non-Div. I Games:

ETSU

Average RPI Win:		220	WON-LOST RECORD		WINNING PCT. RANK		LAST 10 GAMES		STRENGTH OF SCHEDULE		OPP. STRENGTH OF SCHEDULE		TEAM RPI		ADJ RPI		CONF. RPI		ADJ CONF. RPI		
DIV. I ONLY		11- 10	.52381		151	5- 0		113		124		128		.52483		128	20		20		
DIV. I NON-CONF.		3- 9	.25		271	2- 0		59		59		180		.49169		181	19		19		
TOTALS		RPI 1-25		RPI 26-50		W-L RECORDS		RPI 51-100		RPI 101-150		RPI 150+									
11- 10		0- 2		0- 2		OVERALL		1- 2		1- 4		9- 0									
4- 3		0- 0		0- 0		HOME		1- 2		0- 1		3- 0									
4- 4		0- 2		0- 1		AWAY		0- 0		0- 1		4- 0									
3- 3		0- 0		0- 1		NEUTRAL		0- 0		1- 2		2- 0									
3- 9		0- 2		0- 2		NON-CONFERENCE		0- 2		1- 3		2- 0									
0- 3		0- 0		0- 0		HOME		0- 2		0- 1		0- 0									
0- 3		0- 2		0- 1		AWAY		0- 0		0- 0		0- 0									
3- 3		0- 0		0- 1		NEUTRAL		0- 0		1- 2		2- 0									
8- 1		0- 0		0- 0		CONFERENCE		1- 0		0- 1		7- 0									
4- 0		0- 0		0- 0		HOME		1- 0		0- 0		3- 0									
4- 1		0- 0		0- 0		AWAY		0- 0		0- 1		4- 0									
0- 0		0- 0		0- 0		NEUTRAL		0- 0		0- 0		0- 0									
RPI	S	Opponent		Score		RPI	S	Opponent		Score		RPI	S	Opponent		Score					
5	A	Nebraska		0	3	40	A	Arkansas		0	3	63	H	Denver		3	0				
20	A	Purdue		0	3	43	N	Alabama		0	3	86	H	Central Ark.		0	3				
												98	H	Wyoming		2	3				
														106	N	Cleveland St.		2	3		
														112	N	UCF		3	1		
														131	A	South Dakota		1	3		
														140	H	Tulsa		2	3		
														149	N	Saint Mary's (CA)		1	3		
														153	A	North Dakota St.		3	1		
														204	A	Fort Wayne		3	1		
														204	H	Fort Wayne		3	1		
														221	N	UMBC		3	0		
														241	H	Omaha		3	0		
														296	A	Western Ill.		3	0		
														296	H	Western Ill.		3	1		
														314	A	South Dakota St.		3	0		
														316	N	Southern U.		3	0		
LAST 10 GAMES																					
316 N Southern U.						3	0	63 H Denver						3	0						
112 N UCF						3	1	131 A South Dakota						1	3						
296 A Western Ill.						3	0	153 A North Dakota St.						3	1						
204 A Fort Wayne						3	1	314 A South Dakota St.						3	0						
241 H Omaha						3	0	296 H Western Ill.						3	1						

Non-Div. I Games:

Oral Roberts

[illegible]

Non-Div. I Games:

Pacific

Average RPI Win:		229	WON-LOST RECORD		WINNING PCT. RANK		LAST 10 GAMES		STRENGTH OF SCHEDULE		OPP. STRENGTH OF SCHEDULE		TEAM RPI		ADJ RPI		CONF. RPI		ADJ CONF. RPI				
DIV. I ONLY			15- 7		.68182 73		8- 2		240		169		130		.5238 130		26		26				
DIV. I NON-CONF.			9- 5		.64286 95		2- 0		237		117		132		.51826 132		24		24				
TOTALS			RPI 1-25		RPI 26-50		W-L RECORDS		RPI 51-100		RPI 101-150		RPI 150+										
15- 7			0- 1		0- 1		OVERALL		0- 1		1- 3		14- 1										
11- 2			0- 1		0- 0		HOME		0- 1		1- 0		10- 0										
1- 4			0- 0		0- 1		AWAY		0- 0		0- 2		1- 1										
3- 1			0- 0		0- 0		NEUTRAL		0- 0		0- 1		3- 0										
9- 5			0- 1		0- 1		NON-CONFERENCE		0- 1		0- 2		9- 0										
6- 2			0- 1		0- 0		HOME		0- 1		0- 0		6- 0										
0- 2			0- 0		0- 1		AWAY		0- 0		0- 1		0- 0										
3- 1			0- 0		0- 0		NEUTRAL		0- 0		0- 1		3- 0										
6- 2			0- 0		0- 0		CONFERENCE		0- 0		1- 1		5- 1										
5- 0			0- 0		0- 0		HOME		0- 0		1- 0		4- 0										
1- 2			0- 0		0- 0		AWAY		0- 0		0- 1		1- 1										
0- 0			0- 0		0- 0		NEUTRAL		0- 0		0- 0		0- 0										
RPI	S	Opponent		Score		RPI	S	Opponent		Score		RPI	S	Opponent		Score							
16	H	UCLA		0 3		30	A	Notre Dame		1 3		75	H	North Dakota		2 3							
												104	A	Arizona		2 3							
												118	N	Illinois St.		0 3							
												145	A	UTRGV		2 3							
												145	H	UTRGV		3 1							
												166	H	UNLV		3 1							
												167	H	New Mexico		3 0							
												180	N	Valparaiso		3 1							
												189	A	Seattle U		3 0							
												202	A	Utah Valley		2 3							
												205	H	CSU Bakersfield		3 0							
												209	N	Rhode Island		3 0							
												230	H	Abilene Christian		3 0							
												242	H	Samford		3 0							
												260	H	UTEP		3 0							
												268	H	UMKC		3 0							
270	H	Grand Canyon		3 1																			
285	H	Chicago St.		3 0																			
291	N	William & Mary		3 0																			
322	H	Delaware St.		3 0																			
LAST 10 GAMES																							
145 H UTRGV						3 1						189 A Seattle U						3 0					
167 H New Mexico						3 0						268 H UMKC						3 0					
270 H Grand Canyon						3 1						285 H Chicago St.						3 0					
205 H CSU Bakersfield						3 0						145 A UTRGV						2 3					
202 A Utah Valley						2 3						260 H UTEP						3 0					

Non-Div. I Games:

New Mexico St.

Average RPI Win:		241	WON-LOST RECORD		WINNING PCT. RANK		LAST 10 GAMES		STRENGTH OF SCHEDULE		OPP. STRENGTH OF SCHEDULE		TEAM RPI		ADJ RPI		CONF. RPI		ADJ CONF. RPI				
Average RPI Loss:		85																					
DIV. I ONLY			13- 8		.61905	106	8- 2		196		181	131	.52139	131	20	20							
DIV. I NON-CONF.			6- 6		.5	158	1- 0		171		126	160	.50219	160	19	19							
TOTALS		RPI 1-25		RPI 26-50		W-L RECORDS		RPI 51-100		RPI 101-150		RPI 150+											
13- 8	0- 1			0- 2	OVERALL		0- 3		1- 0		12- 2												
3- 1	0- 0			0- 0	HOME		0- 0		1- 0		2- 1												
5- 4	0- 0			0- 1	AWAY		0- 2		0- 0		5- 1												
5- 3	0- 1			0- 1	NEUTRAL		0- 1		0- 0		5- 0												
6- 6	0- 1			0- 2	NON-CONFERENCE		0- 2		0- 0		6- 1												
0- 0	0- 0			0- 0	HOME		0- 0		0- 0		0- 0												
1- 3	0- 0			0- 1	AWAY		0- 1		0- 0		1- 1												
5- 3	0- 1			0- 1	NEUTRAL		0- 1		0- 0		5- 0												
7- 2	0- 0			0- 0	CONFERENCE		0- 1		1- 0		6- 1												
3- 1	0- 0			0- 0	HOME		0- 0		1- 0		2- 1												
4- 1	0- 0			0- 0	AWAY		0- 1		0- 0		4- 0												
0- 0	0- 0			0- 0	NEUTRAL		0- 0		0- 0		0- 0												
RPI	S	Opponent		Score		RPI	S	Opponent		Score		RPI	S	Opponent		Score							
9	N	Utah		0 3		46	N	UNI		1 3		63	A	Denver		0 3		128	H	Oral Roberts		3 1	
						49	A	Hawaii		0 3		95	N	Portland		0 3		153	A	North Dakota St.		3 0	
												98	A	Wyoming		0 3		153	H	North Dakota St.		1 3	
																		168	A	Northern Colo.		2 3	
																		204	A	Fort Wayne		3 0	
																		222	N	Air Force		3 2	
																		230	N	Abilene Christian		3 0	
																		232	N	Rutgers		3 1	
																		237	N	Western Caro.		3 0	
																		241	A	Omaha		3 1	
																		268	A	UMKC		3 2	
																		296	A	Western Ill.		3 0	
																		296	H	Western Ill.		3 2	
																		314	H	South Dakota St.		3 0	
																		318	N	Ark.-Pine Bluff		3 0	
						LAST 10 GAMES																	
						153	A	North Dakota St.		3 0	128	H	Oral Roberts		3 1								
						296	A	Western Ill.		3 0	204	A	Fort Wayne		3 0								
						63	A	Denver		0 3	153	H	North Dakota St.		1 3								
						314	H	South Dakota St.		3 0	296	H	Western Ill.		3 2								
						241	A	Omaha		3 1	222	N	Air Force		3 2								

Non-Div. I Games:

South Dakota

Average RPI Win: 195		WON-LOST RECORD		WINNING PCT. RANK		LAST 10 GAMES		STRENGTH OF SCHEDULE		OPP. STRENGTH OF SCHEDULE		TEAM RPI		ADJ RPI		CONF. RPI		ADJ CONF. RPI	
DIV. I ONLY		12- 11		.52174 155		1- 9		104		192		132		.52067 132		8		8	
DIV. I NON-CONF.		11- 2		.84615 26		0- 0		105		271		52		.59689 52		9		9	
TOTALS		RPI 1-25		RPI 26-50		W-L RECORDS		RPI 51-100		RPI 101-150		RPI 150+							
12- 11		0- 1		0- 0		OVERALL		2- 3		3- 3		7- 4							
8- 6		0- 1		0- 0		HOME		2- 1		2- 1		4- 3							
3- 4		0- 0		0- 0		AWAY		0- 1		1- 2		2- 1							
1- 1		0- 0		0- 0		NEUTRAL		0- 1		0- 0		1- 0							
11- 2		0- 0		0- 0		NON-CONFERENCE		2- 1		2- 0		7- 1							
8- 0		0- 0		0- 0		HOME		2- 0		2- 0		4- 0							
2- 1		0- 0		0- 0		AWAY		0- 0		0- 0		2- 1							
1- 1		0- 0		0- 0		NEUTRAL		0- 1		0- 0		1- 0							
1- 9		0- 1		0- 0		CONFERENCE		0- 2		1- 3		0- 3							
0- 6		0- 1		0- 0		HOME		0- 1		0- 1		0- 3							
1- 3		0- 0		0- 0		AWAY		0- 1		1- 2		0- 0							
0- 0		0- 0		0- 0		NEUTRAL		0- 0		0- 0		0- 0							
RPI	S	Opponent		Score	RPI	S	Opponent		Score	RPI	S	Opponent		Score					
18	H	Wichita St.		0 3						76	H	Temple		1 3					
										77	A	SMU		1 3					
										91	N	SFA		1 3					
										93	H	South Ala.		3 0					
										93	H	South Ala.		3 2					
										112	H	UCF		1 3					
										113	A	Cincinnati		1 3					
										138	H	Oklahoma		3 1					
										140	A	Tulsa		3 1					
										148	H	Southern Miss.		3 1					
										150	A	East Carolina		2 3					
										176	H	UConn		1 3					
										181	H	South Fla.		0 3					
										184	A	Louisiana		1 3					
										184	A	Louisiana		3 0					
										185	A	Mississippi St.		3 0					
										198	H	Alabama St.		3 0					
										248	H	Northwestern St.		3 2					
										257	H	Memphis		2 3					
										276	H	North Florida		3 0					
										310	H	Nicholls St.		3 0					
										324	N	Grambling		3 0					
LAST 10 GAMES																			
					112	H	UCF		1 3	18	H	Wichita St.		0 3					
					181	H	South Fla.		0 3	176	H	UConn		1 3					
					257	H	Memphis		2 3	76	H	Temple		1 3					
					113	A	Cincinnati		1 3	140	A	Tulsa		3 1					
					150	A	East Carolina		2 3	77	A	SMU		1 3					

Non-Div. I Games:

Tulane

Average RPI Win: 213		WON-LOST	WINNING	LAST 10	STRENGTH OF		OPP. STRENGTH	TEAM	ADJ	CONF.	ADJ CONF.
Average RPI Loss: 156		RECORD	PCT. RANK	GAMES	SCHEDULE		OF SCHEDULE	RPI	RPI	RPI	RPI
DIV. I ONLY		13- 9	.59091	119	4- 6		148	245	133	.52035	133
DIV. I NON-CONF.		9- 3	.75	58	0- 0		154	200	87	.56465	88
TOTALS		RPI 1-25	RPI 26-50		W-L RECORDS		RPI 51-100		RPI 101-150		RPI 150+
13- 9	0- 0	0- 0		OVERALL		1- 3		2- 1		10- 5	
4- 4	0- 0	0- 0		HOME		0- 2		0- 0		4- 2	
4- 4	0- 0	0- 0		AWAY		0- 1		1- 0		3- 3	
5- 1	0- 0	0- 0		NEUTRAL		1- 0		1- 1		3- 0	
9- 3	0- 0	0- 0		NON-CONFERENCE		1- 1		2- 1		6- 1	
2- 1	0- 0	0- 0		HOME		0- 0		0- 0		2- 1	
2- 1	0- 0	0- 0		AWAY		0- 1		1- 0		1- 0	
5- 1	0- 0	0- 0		NEUTRAL		1- 0		1- 1		3- 0	
4- 6	0- 0	0- 0		CONFERENCE		0- 2		0- 0		4- 4	
2- 3	0- 0	0- 0		HOME		0- 2		0- 0		2- 1	
2- 3	0- 0	0- 0		AWAY		0- 0		0- 0		2- 3	
0- 0	0- 0	0- 0		NEUTRAL		0- 0		0- 0		0- 0	
RPI S	Opponent	Score	RPI S	Opponent	Score	RPI S	Opponent	Score	RPI S	Opponent	Score
						71 H	Navy	0 3	111 A	Syracuse	3 0
						76 N	Temple	3 0	137 N	St. John's (NY)	0 3
						91 A	SFA	1 3	140 N	Tulsa	3 0
						92 H	American	2 3	156 A	Army West Point	0 3
									158 H	Cornell	3 0
									165 A	Lehigh	0 3
									165 H	Lehigh	3 0
									170 H	Stony Brook	1 3
									201 A	Albany (NY)	3 1
									206 N	Niagara	3 1
									245 A	Bucknell	1 3
									245 H	Bucknell	3 1
									251 H	La Salle	3 0
									258 N	Little Rock	3 1
									275 H	Loyola Maryland	2 3
									312 A	Holy Cross	3 0
									317 A	Lafayette	3 1
									323 N	Siena	3 0
LAST 10 GAMES											
						165 H	Lehigh	3 0	156 A	Army West Point	0 3
						245 H	Bucknell	3 1	275 H	Loyola Maryland	2 3
						92 H	American	2 3	71 H	Navy	0 3
						317 A	Lafayette	3 1	245 A	Bucknell	1 3
						312 A	Holy Cross	3 0	165 A	Lehigh	0 3

Non-Div. I Games:

Colgate

Average RPI Win:	187	WON-LOST	WINNING	LAST 10	STRENGTH OF	OPP. STRENGTH	TEAM	ADJ	CONF.	ADJ CONF.	
Average RPI Loss:	116	RECORD	PCT. RANK	GAMES	SCHEDULE	OF SCHEDULE	RPI	RPI	RPI	RPI	
DIV. I ONLY	12- 10	.54545	140	7- 3	141	125	134	.51972	134	13	13
DIV. I NON-CONF.	5- 7	.41667	211	0- 0	119	114	166	.49934	166	13	13
<hr/>											
TOTALS	RPI 1-25	RPI 26-50		W-L RECORDS		RPI 51-100		RPI 101-150		RPI 150+	
12- 10	0- 0	0- 2		OVERALL		0- 3		3- 2		9- 3	
6- 3	0- 0	0- 0		HOME		0- 1		2- 0		4- 2	
2- 5	0- 0	0- 1		AWAY		0- 1		1- 2		1- 1	
4- 2	0- 0	0- 1		NEUTRAL		0- 1		0- 0		4- 0	
5- 7	0- 0	0- 2		NON-CONFERENCE		0- 3		0- 1		5- 1	
1- 2	0- 0	0- 0		HOME		0- 1		0- 0		1- 1	
0- 3	0- 0	0- 1		AWAY		0- 1		0- 1		0- 0	
4- 2	0- 0	0- 1		NEUTRAL		0- 1		0- 0		4- 0	
7- 3	0- 0	0- 0		CONFERENCE		0- 0		3- 1		4- 2	
5- 1	0- 0	0- 0		HOME		0- 0		2- 0		3- 1	
2- 2	0- 0	0- 0		AWAY		0- 0		1- 1		1- 1	
0- 0	0- 0	0- 0		NEUTRAL		0- 0		0- 0		0- 0	
RPI S	Opponent	Score	RPI S	Opponent	Score	RPI S	Opponent	Score	RPI S	Opponent	Score
			31 A	Ohio St.	1 3	59 A	Butler	2 3	106 H	Cleveland St.	3 1
			48 N	Missouri St.	0 3	82 N	Lipscomb	2 3	115 A	IUPUI	3 0
						87 H	Towson	2 3	116 A	Green Bay	1 3
									116 H	Green Bay	3 2
									139 A	Western Mich.	0 3
									154 A	Ill.-Chicago	3 0
									169 H	Northern Ky.	3 1
									170 N	Stony Brook	3 0
									196 A	Milwaukee	1 3
									196 H	Milwaukee	2 3
									204 H	Fort Wayne	0 3
									209 N	Eastern Mich.	3 1
									212 H	Wright St.	3 0
									218 H	Kent St.	3 0
									233 N	Southern Ill.	3 1
									256 N	Robert Morris	3 1
									284 H	Youngstown St.	3 0
<hr/>											
LAST 10 GAMES											
			116 H	Green Bay	3 2	106 H	Cleveland St.	3 1			
			196 H	Milwaukee	2 3	169 H	Northern Ky.	3 1			
			154 A	Ill.-Chicago	3 0	212 H	Wright St.	3 0			
			115 A	IUPUI	3 0	196 A	Milwaukee	1 3			
			284 H	Youngstown St.	3 0	116 A	Green Bay	1 3			

Non-Div. I Games:

Oakland

Average RPI Win:	213	WON-LOST RECORD	WINNING PCT. RANK	LAST 10 GAMES	STRENGTH OF SCHEDULE	OPP. STRENGTH OF SCHEDULE	TEAM RPI	ADJ RPI	CONF. RPI	ADJ CONF. RPI		
DIV. I ONLY		11- 11	.5	160	4- 6	96	174	135	.51894	135	9	9
DIV. I NON-CONF.		8- 5	.61538	110	1- 0	128	192	109	.53943	108	8	8
<hr/>												
TOTALS	RPI 1-25	RPI 26-50		W-L RECORDS		RPI 51-100		RPI 101-150		RPI 150+		
11- 11	0- 0	0- 2		OVERALL		1- 5		1- 1		9- 3		
2- 7	0- 0	0- 1		HOME		1- 3		0- 1		1- 2		
4- 3	0- 0	0- 1		AWAY		0- 2		0- 0		4- 0		
5- 1	0- 0	0- 0		NEUTRAL		0- 0		1- 0		4- 1		
<hr/>												
8- 5	0- 0	0- 0		NON-CONFERENCE		1- 3		1- 1		6- 1		
1- 3	0- 0	0- 0		HOME		1- 2		0- 1		0- 0		
2- 1	0- 0	0- 0		AWAY		0- 1		0- 0		2- 0		
5- 1	0- 0	0- 0		NEUTRAL		0- 0		1- 0		4- 1		
<hr/>												
3- 6	0- 0	0- 2		CONFERENCE		0- 2		0- 0		3- 2		
1- 4	0- 0	0- 1		HOME		0- 1		0- 0		1- 2		
2- 2	0- 0	0- 1		AWAY		0- 1		0- 0		2- 0		
0- 0	0- 0	0- 0		NEUTRAL		0- 0		0- 0		0- 0		
<hr/>												
RPI S	Opponent	Score	RPI S	Opponent	Score	RPI S	Opponent	Score	RPI S	Opponent	Score	
			26 H	Cal Poly	0 3	58 A	UC Irvine	1 3	105 H	Santa Clara	0 3	
			49 A	Hawaii	0 3	58 H	UC Irvine	2 3	123 N	Houston Baptist	3 0	
						63 A	Denver	0 3	161 A	UC Riverside	3 1	
						83 H	Portland St.	1 3	166 A	UNLV	3 1	
						88 H	Boise St.	3 2	175 H	CSUN	2 3	
						97 H	Sacramento St.	2 3	193 N	Eastern Ill.	0 3	
									197 H	UC Santa Barbara	1 3	
									206 N	Niagara	3 0	
									225 A	UT Arlington	3 1	
									229 H	Long Beach St.	3 1	
									255 N	Eastern Wash.	3 1	
									289 N	Binghamton	3 0	
									292 A	Cal St. Fullerton	3 2	
									309 N	Lamar University	3 0	
<hr/>												
LAST 10 GAMES												
			58 A	UC Irvine	1 3	175 H	CSUN	2 3				
			197 H	UC Santa Barbara	1 3	58 H	UC Irvine	2 3				
			292 A	Cal St. Fullerton	3 2	49 A	Hawaii	0 3				
			161 A	UC Riverside	3 1	26 H	Cal Poly	0 3				
			229 H	Long Beach St.	3 1	123 N	Houston Baptist	3 0				

Non-Div. I Games:

UC Davis

Average RPI Win: 192		WON-LOST	WINNING	LAST 10	STRENGTH OF		OPP. STRENGTH	TEAM	ADJ	CONF.	ADJ CONF.
Average RPI Loss: 105		RECORD	PCT. RANK	GAMES	SCHEDULE		OF SCHEDULE	RPI	RPI	RPI	RPI
DIV. I ONLY		12- 9	.57143	129	8- 2		178	109	136	.51885	136
DIV. I NON-CONF.		4- 7	.36364	232	0- 0		137	94	190	.4841	190
TOTALS		RPI 1-25	RPI 26-50		W-L RECORDS		RPI 51-100		RPI 101-150		RPI 150+
12- 9	0- 0	0- 1		OVERALL		1- 4		1- 1		10- 3	
7- 3	0- 0	0- 1		HOME		0- 0		1- 0		6- 2	
4- 3	0- 0	0- 0		AWAY		0- 2		0- 1		4- 0	
1- 3	0- 0	0- 0		NEUTRAL		1- 2		0- 0		0- 1	
4- 7	0- 0	0- 1		NON-CONFERENCE		1- 3		0- 0		3- 3	
2- 3	0- 0	0- 1		HOME		0- 0		0- 0		2- 2	
1- 1	0- 0	0- 0		AWAY		0- 1		0- 0		1- 0	
1- 3	0- 0	0- 0		NEUTRAL		1- 2		0- 0		0- 1	
8- 2	0- 0	0- 0		CONFERENCE		0- 1		1- 1		7- 0	
5- 0	0- 0	0- 0		HOME		0- 0		1- 0		4- 0	
3- 2	0- 0	0- 0		AWAY		0- 1		0- 1		3- 0	
0- 0	0- 0	0- 0		NEUTRAL		0- 0		0- 0		0- 0	
RPI S	Opponent	Score	RPI S	Opponent	Score	RPI S	Opponent	Score	RPI S	Opponent	Score
			30 H	Notre Dame	0 3	51 A	VCU	0 3	114 A	Ball St.	1 3
						66 N	Northwestern	0 3	141 H	Buffalo	3 1
						70 A	Miami (OH)	1 3	154 H	Ill.-Chicago	2 3
						84 N	Seton Hall	3 2	159 A	Ohio	3 1
						97 N	Sacramento St.	2 3	169 A	Northern Ky.	3 2
									173 H	Xavier	0 3
									177 H	Northern Ill.	3 2
									179 H	Duquesne	3 0
									183 H	Central Mich.	3 0
									189 N	Seattle U	2 3
									209 H	Eastern Mich.	3 1
									218 A	Kent St.	3 1
									219 A	Toledo	3 1
									266 H	Akron	3 0
									303 H	Southeastern La.	3 0
LAST 10 GAMES											
			219 A	Toledo	3 1	141 H	Buffalo	3 1			
			114 A	Ball St.	1 3	159 A	Ohio	3 1			
			183 H	Central Mich.	3 0	218 A	Kent St.	3 1			
			209 H	Eastern Mich.	3 1	177 H	Northern Ill.	3 2			
			266 H	Akron	3 0	70 A	Miami (OH)	1 3			

Non-Div. I Games:

Bowling Green

Average RPI Win:	181	WON-LOST RECORD	WINNING PCT. RANK	LAST 10 GAMES	STRENGTH OF SCHEDULE	OPP. STRENGTH OF SCHEDULE	TEAM RPI	ADJ RPI	CONF. RPI	ADJ CONF. RPI					
DIV. I ONLY		12- 14	.46154	185	4- 6	88	104	137	.51878	137	7	7			
DIV. I NON-CONF.		8- 7	.53333	156	0- 0	133	163	128	.52049	129	7	7			
<hr/>															
TOTALS	RPI 1-25	RPI 26-50		W-L RECORDS		RPI 51-100		RPI 101-150		RPI 150+					
12- 14	0- 3	0- 1		OVERALL		2- 4		1- 1		9- 5					
5- 5	0- 1	0- 0		HOME		1- 1		0- 0		4- 3					
3- 7	0- 2	0- 1		AWAY		0- 2		0- 0		3- 2					
4- 2	0- 0	0- 0		NEUTRAL		1- 1		1- 1		2- 0					
8- 7	0- 1	0- 0		NON-CONFERENCE		2- 1		1- 1		5- 4					
3- 3	0- 0	0- 0		HOME		1- 0		0- 0		2- 3					
1- 2	0- 1	0- 0		AWAY		0- 0		0- 0		1- 1					
4- 2	0- 0	0- 0		NEUTRAL		1- 1		1- 1		2- 0					
4- 7	0- 2	0- 1		CONFERENCE		0- 3		0- 0		4- 1					
2- 2	0- 1	0- 0		HOME		0- 1		0- 0		2- 0					
2- 5	0- 1	0- 1		AWAY		0- 2		0- 0		2- 1					
0- 0	0- 0	0- 0		NEUTRAL		0- 0		0- 0		0- 0					
RPI	S	Opponent	Score	RPI	S	Opponent	Score	RPI	S	Opponent	Score				
15	A	Creighton	1 3	34	A	Marquette	0 3	59	A	Butler	1 3				
15	H	Creighton	0 3					62	H	Villanova	0 3				
24	A	Baylor	0 3					74	N	Texas St.	3 1				
								76	N	Temple	0 3				
								84	A	Seton Hall	0 3				
								97	H	Sacramento St.	3 1				
										117	N	UTSA	2 3		
										133	N	Colgate	3 0		
										157	A	Providence	3 1		
										157	H	Providence	3 0		
										158	A	Cornell	0 3		
										170	H	Stony Brook	2 3		
										173	A	Xavier	3 2		
										176	H	UConn	0 3		
										180	N	Valparaiso	3 0		
										187	H	Georgetown	3 0		
										191	H	Fairfield	1 3		
										201	A	Albany (NY)	3 0		
										213	H	New Hampshire	3 0		
										227	A	DePaul	2 3		
										289	N	Binghamton	3 0		
										312	H	Holy Cross	3 0		
<hr/>															
				LAST 10 GAMES											
				157 A Providence		3 1						59 A Butler		1 3	
				15 A Creighton		1 3						62 H Villanova		0 3	
				84 A Seton Hall		0 3						15 H Creighton		0 3	
				187 H Georgetown		3 0						157 H Providence		3 0	
				173 A Xavier		3 2						34 A Marquette		0 3	

Non-Div. I Games:

St. John's (NY)

Average RPI Win: 176		WON-LOST	WINNING	LAST 10	STRENGTH OF	OPP. STRENGTH	TEAM	ADJ	CONF.	ADJ CONF.							
Average RPI Loss: 54		RECORD	PCT. RANK	GAMES	SCHEDULE	OF SCHEDULE	RPI	RPI	RPI	RPI							
DIV. I ONLY		5- 16	.2381	297	2- 8	22	41	138	.51764	138	4	3					
DIV. I NON-CONF.		3- 10	.23077	275	0- 2	48	67	178	.4953	172	4	4					
<hr/>																	
TOTALS		RPI 1-25	RPI 26-50		W-L RECORDS		RPI 51-100		RPI 101-150		RPI 150+						
5- 16		0- 7	0- 1		OVERALL		2- 6		1- 1		2- 1						
2- 5		0- 3	0- 0		HOME		1- 2		0- 0		1- 0						
1- 7		0- 2	0- 1		AWAY		1- 2		0- 1		0- 1						
2- 4		0- 2	0- 0		NEUTRAL		0- 2		1- 0		1- 0						
3- 10		0- 3	0- 1		NON-CONFERENCE		0- 4		1- 1		2- 1						
1- 2		0- 1	0- 0		HOME		0- 1		0- 0		1- 0						
0- 4		0- 0	0- 1		AWAY		0- 1		0- 1		0- 1						
2- 4		0- 2	0- 0		NEUTRAL		0- 2		1- 0		1- 0						
2- 6		0- 4	0- 0		CONFERENCE		2- 2		0- 0		0- 0						
1- 3		0- 2	0- 0		HOME		1- 1		0- 0		0- 0						
1- 3		0- 2	0- 0		AWAY		1- 1		0- 0		0- 0						
0- 0		0- 0	0- 0		NEUTRAL		0- 0		0- 0		0- 0						
RPI	S	Opponent		Score		RPI	S	Opponent		Score		RPI	S	Opponent		Score	
6	H	Texas		1	3	45	A	Maryland		0	3	52	N	High Point		0	3
11	H	Kansas		1	3							53	A	West Virginia		1	3
12	N	Washington		0	3							65	A	North Texas		0	3
14	N	Southern California		1	3							72	N	Georgia		0	3
19	A	Iowa St.		1	3							78	A	TCU		3	0
21	H	Colorado		1	3							84	H	Seton Hall		2	3
24	A	Baylor		1	3							96	H	Texas Tech		3	0
												100	H	Kansas St.		2	3
<hr/>																	
LAST 10 GAMES																	
6	H	Texas		1	3	24	A	Baylor		1	3						
78	A	TCU		3	0	65	A	North Texas		0	3						
53	A	West Virginia		1	3	19	A	Iowa St.		1	3						
11	H	Kansas		1	3	100	H	Kansas St.		2	3						
96	H	Texas Tech		3	0	14	N	Southern California		1	3						

Non-Div. I Games:

Oklahoma

Average RPI Win:	186	WON-LOST	WINNING	LAST 10	STRENGTH OF	OPP. STRENGTH	TEAM	ADJ	CONF.	ADJ CONF.	
Average RPI Loss:	149	RECORD	PCT. RANK	GAMES	SCHEDULE	OF SCHEDULE	RPI	RPI	RPI	RPI	
DIV. I ONLY	14- 7	.66667	80	7- 3	275	111	139	.51409	139	14	14
DIV. I NON-CONF.	7- 4	.63636	99	0- 0	278	99	164	.50011	164	11	11
<hr/>											
TOTALS	RPI 1-25	RPI 26-50	W-L RECORDS			RPI 51-100	RPI 101-150		RPI 150+		
14- 7	0- 0	0- 0	OVERALL			2- 1	2- 2		10- 4		
7- 0	0- 0	0- 0	HOME			0- 0	1- 0		6- 0		
2- 6	0- 0	0- 0	AWAY			1- 1	0- 2		1- 3		
5- 1	0- 0	0- 0	NEUTRAL			1- 0	1- 0		3- 1		
<hr/>											
7- 4	0- 0	0- 0	NON-CONFERENCE			1- 1	2- 0		4- 3		
2- 0	0- 0	0- 0	HOME			0- 0	1- 0		1- 0		
0- 3	0- 0	0- 0	AWAY			0- 1	0- 0		0- 2		
5- 1	0- 0	0- 0	NEUTRAL			1- 0	1- 0		3- 1		
<hr/>											
7- 3	0- 0	0- 0	CONFERENCE			1- 0	0- 2		6- 1		
5- 0	0- 0	0- 0	HOME			0- 0	0- 0		5- 0		
2- 3	0- 0	0- 0	AWAY			1- 0	0- 2		1- 1		
0- 0	0- 0	0- 0	NEUTRAL			0- 0	0- 0		0- 0		
<hr/>											
RPI	S	Opponent	Score	RPI	S	Opponent	Score	RPI	S	Opponent	Score
				57 A Tennessee 1 3				113 N Cincinnati 3 1			
				70 A Miami (OH) 3 1				114 A Ball St. 1 3			
				74 N Texas St. 3 1				134 H Oakland 3 0			
								141 A Buffalo 1 3			
								155 N Wofford 2 3			
								159 H Ohio 3 1			
								173 A Xavier 2 3			
								177 H Northern Ill. 3 1			
								183 H Central Mich. 3 1			
								186 A UNCW 2 3			
								206 N Liberty 3 0			
								209 H Eastern Mich. 3 1			
								218 H Kent St. 3 1			
								219 A Toledo 1 3			
								233 H Southern Ill. 3 0			
				247 N George Washington 3 1							
				266 A Akron 3 1							
				320 N Morgan St. 3 0							
<hr/>											
				LAST 10 GAMES							
159 H Ohio 3 1				114 A Ball St. 1 3							
218 H Kent St. 3 1				209 H Eastern Mich. 3 1							
141 A Buffalo 1 3				183 H Central Mich. 3 1							
266 A Akron 3 1				70 A Miami (OH) 3 1							
219 A Toledo 1 3				177 H Northern Ill. 3 1							

Non-Div. I Games:

Western Mich.

Average RPI Win: 201		WON-LOST RECORD		WINNING PCT. RANK		LAST 10 GAMES		STRENGTH OF SCHEDULE		OPP. STRENGTH OF SCHEDULE		TEAM RPI		ADJ RPI		CONF. RPI		ADJ CONF. RPI	
Average RPI Loss: 116		10- 12		.45455 190		4- 6		84		164		140		.51402 140		8		8	
DIV. I ONLY		6- 6		.5 158		0- 0		77		224		118		.53032 118		9		9	
DIV. I NON-CONF.																			
TOTALS		RPI 1-25		RPI 26-50		W-L RECORDS		RPI 51-100		RPI 101-150		RPI 150+							
10- 12		0- 1		0- 0		OVERALL		0- 5		3- 4		7- 2							
2- 2		0- 0		0- 0		HOME		0- 0		1- 1		1- 1							
4- 6		0- 1		0- 0		AWAY		0- 3		2- 2		2- 0							
4- 4		0- 0		0- 0		NEUTRAL		0- 2		0- 1		4- 1							
6- 6		0- 0		0- 0		NON-CONFERENCE		0- 4		2- 1		4- 1							
0- 0		0- 0		0- 0		HOME		0- 0		0- 0		0- 0							
2- 2		0- 0		0- 0		AWAY		0- 2		2- 0		0- 0							
4- 4		0- 0		0- 0		NEUTRAL		0- 2		0- 1		4- 1							
4- 6		0- 1		0- 0		CONFERENCE		0- 1		1- 3		3- 1							
2- 2		0- 0		0- 0		HOME		0- 0		1- 1		1- 1							
2- 4		0- 1		0- 0		AWAY		0- 1		0- 2		2- 0							
0- 0		0- 0		0- 0		NEUTRAL		0- 0		0- 0		0- 0							
RPI S	Opponent	Score		RPI S	Opponent	Score		RPI S	Opponent	Score		RPI S	Opponent	Score					
18 A	Wichita St.	0 3						65 A	North Texas	1 3		103 A	SIUE	3 0					
								76 A	Temple	1 3		112 H	UCF	3 2					
								86 N	Central Ark.	2 3		113 A	Cincinnati	1 3					
								91 A	SFA	2 3		128 A	Oral Roberts	3 2					
								98 N	Wyoming	0 3		132 H	Tulane	1 3					
												133 N	Colgate	0 3					
												150 A	East Carolina	1 3					
												176 A	UConn	3 0					
												181 H	South Fla.	2 3					
												195 H	Houston	3 1					
												212 N	Wright St.	3 1					
												246 N	Montana	2 3					
												257 A	Memphis	3 1					
												260 N	UTEP	3 0					
												268 N	UMKC	3 1					
												294 N	Texas Southern	3 0					
				LAST 10 GAMES															
				176 A UConn 3 0				112 H UCF 3 2											
				76 A Temple 1 3				150 A East Carolina 1 3											
				18 A Wichita St. 0 3				113 A Cincinnati 1 3											
				257 A Memphis 3 1				132 H Tulane 1 3											
				181 H South Fla. 2 3				195 H Houston 3 1											

Non-Div. I Games:

Tulsa

Average RPI Win: 224		WON-LOST RECORD	WINNING PCT. RANK	LAST 10 GAMES	STRENGTH OF SCHEDULE	OPP. STRENGTH OF SCHEDULE	TEAM RPI	ADJ RPI	CONF. RPI	ADJ CONF. RPI
Average RPI Loss: 110										
DIV. I ONLY		13- 8	.61905 106	6- 4	219	169	141	.51219 141	14	14
DIV. I NON-CONF.		7- 4	.63636 99	0- 0	218	204	139	.5134 139	11	11
TOTALS		RPI 1-25	RPI 26-50	W-L RECORDS	RPI 51-100	RPI 101-150	RPI 150+			
13- 8	0- 0		0- 0	OVERALL	0- 5	1- 2	12- 1			
6- 2	0- 0		0- 0	HOME	0- 1	1- 0	5- 1			
3- 5	0- 0		0- 0	AWAY	0- 3	0- 2	3- 0			
4- 1	0- 0		0- 0	NEUTRAL	0- 1	0- 0	4- 0			
7- 4	0- 0		0- 0	NON-CONFERENCE	0- 4	0- 0	7- 0			
2- 1	0- 0		0- 0	HOME	0- 1	0- 0	2- 0			
1- 2	0- 0		0- 0	AWAY	0- 2	0- 0	1- 0			
4- 1	0- 0		0- 0	NEUTRAL	0- 1	0- 0	4- 0			
6- 4	0- 0		0- 0	CONFERENCE	0- 1	1- 2	5- 1			
4- 1	0- 0		0- 0	HOME	0- 0	1- 0	3- 1			
2- 3	0- 0		0- 0	AWAY	0- 1	0- 2	2- 0			
0- 0	0- 0		0- 0	NEUTRAL	0- 0	0- 0	0- 0			
RPI S	Opponent	Score	RPI S	Opponent	Score	RPI S	Opponent	Score		
					60 A Col. of Charleston	0 3	114 A Ball St.	0 3		
					64 N James Madison	0 3	136 A Bowling Green	1 3		
					70 A Miami (OH)	1 3	139 H Western Mich.	3 1		
					84 A Seton Hall	2 3	159 H Ohio	3 1		
					86 H Central Ark.	0 3	177 H Northern Ill.	3 0		
							183 A Central Mich.	3 0		
							187 A Georgetown	3 2		
							209 A Eastern Mich.	3 0		
							218 H Kent St.	3 0		
							232 N Rutgers	3 2		
							244 N Appalachian St.	3 2		
							263 N Mercer	3 1		
							266 H Akron	1 3		
							279 H Hampton	3 0		
							306 H Canisius	3 2		
							319 N Coppin St.	3 0		
			LAST 10 GAMES							
			209 A Eastern Mich.	3 0	70 A Miami (OH)	1 3				
			183 A Central Mich.	3 0	114 A Ball St.	0 3				
			139 H Western Mich.	3 1	266 H Akron	1 3				
			177 H Northern Ill.	3 0	218 H Kent St.	3 0				
			136 A Bowling Green	1 3	159 H Ohio	3 1				

Non-Div. I Games:

Buffalo

Average RPI Win: 239		WON-LOST RECORD		WINNING PCT. RANK		LAST 10 GAMES		STRENGTH OF SCHEDULE		OPP. STRENGTH OF SCHEDULE		TEAM RPI		ADJ RPI		CONF. RPI		ADJ CONF. RPI	
DIV. I ONLY		15- 7		.68182 73		7- 3		265		234		142		.51164 142		23		23	
DIV. I NON-CONF.		8- 4		.66667 84		0- 0		313		194		192		.48281 192		25		25	
TOTALS		RPI 1-25		RPI 26-50		W-L RECORDS		RPI 51-100		RPI 101-150		RPI 150+							
15- 7		0- 0		0- 1		OVERALL		0- 1		2- 0		13- 5							
6- 1		0- 0		0- 0		HOME		0- 1		2- 0		4- 0							
4- 4		0- 0		0- 1		AWAY		0- 0		0- 0		4- 3							
5- 2		0- 0		0- 0		NEUTRAL		0- 0		0- 0		5- 2							
8- 4		0- 0		0- 1		NON-CONFERENCE		0- 0		0- 0		8- 3							
1- 0		0- 0		0- 0		HOME		0- 0		0- 0		1- 0							
2- 2		0- 0		0- 1		AWAY		0- 0		0- 0		2- 1							
5- 2		0- 0		0- 0		NEUTRAL		0- 0		0- 0		5- 2							
7- 3		0- 0		0- 0		CONFERENCE		0- 1		2- 0		5- 2							
5- 1		0- 0		0- 0		HOME		0- 1		2- 0		3- 0							
2- 2		0- 0		0- 0		AWAY		0- 0		0- 0		2- 2							
0- 0		0- 0		0- 0		NEUTRAL		0- 0		0- 0		0- 0							
RPI	S	Opponent		Score		RPI	S	Opponent		Score		RPI	S	Opponent		Score			
				43	A	Alabama	1	3	67	H	Austin Peay	0	3	103	H	SIUE	3	2	
														121	H	Belmont	3	2	
														154	N	Ill.-Chicago	0	3	
														159	N	Ohio	0	3	
														172	A	Chattanooga	3	1	
														188	N	Sam Houston St.	3	0	
														193	H	Eastern Ill.	3	1	
														217	A	UT Martin	1	3	
														233	H	Southern Ill.	3	2	
														236	A	Jacksonville St.	1	3	
														239	H	Tennessee St.	3	0	
														242	A	Samford	3	1	
														243	A	Bradley	0	3	
														274	N	Troy	3	0	
														295	H	Morehead St.	3	1	
														297	A	Southeast Mo. St.	3	1	
														303	N	Southeastern La.	3	0	
														305	A	Tennessee Tech	3	0	
														311	N	La.-Monroe	3	0	
														316	N	Southern U.	3	0	
LAST 10 GAMES																			
				239	H	Tennessee St.	3	0	67	H	Austin Peay	0	3						
				121	H	Belmont	3	2	297	A	Southeast Mo. St.	3	1						
				305	A	Tennessee Tech	3	0	217	A	UT Martin	1	3						
				236	A	Jacksonville St.	1	3	103	H	SIUE	3	2						
				295	H	Morehead St.	3	1	193	H	Eastern Ill.	3	1						

Non-Div. I Games:

Murray St.

Average RPI Win:	254	WON-LOST	WINNING	LAST 10	STRENGTH OF	OPP. STRENGTH	TEAM	ADJ	CONF.	ADJ CONF.		
Average RPI Loss:	112	RECORD	PCT. RANK	GAMES	SCHEDULE	OF SCHEDULE	RPI	RPI	RPI	RPI		
DIV. I ONLY		13- 9	.59091	119	7- 3	198	215	143	.51154	143	28	28
DIV. I NON-CONF.		7- 6	.53846	145	1- 0	181	113	146	.50963	146	29	29

TOTALS	RPI 1-25	RPI 26-50		W-L RECORDS		RPI 51-100		RPI 101-150		RPI 150+		
13- 9	0- 0	0- 3		OVERALL		0- 2		0- 1		13- 3		
5- 0	0- 0	0- 0		HOME		0- 0		0- 0		5- 0		
4- 6	0- 0	0- 2		AWAY		0- 1		0- 0		4- 3		
4- 3	0- 0	0- 1		NEUTRAL		0- 1		0- 1		4- 0		
7- 6	0- 0	0- 3		NON-CONFERENCE		0- 2		0- 1		7- 0		
2- 0	0- 0	0- 0		HOME		0- 0		0- 0		2- 0		
1- 3	0- 0	0- 2		AWAY		0- 1		0- 0		1- 0		
4- 3	0- 0	0- 1		NEUTRAL		0- 1		0- 1		4- 0		
6- 3	0- 0	0- 0		CONFERENCE		0- 0		0- 0		6- 3		
3- 0	0- 0	0- 0		HOME		0- 0		0- 0		3- 0		
3- 3	0- 0	0- 0		AWAY		0- 0		0- 0		3- 3		
0- 0	0- 0	0- 0		NEUTRAL		0- 0		0- 0		0- 0		
RPI S	Opponent	Score	RPI S	Opponent	Score	RPI S	Opponent	Score	RPI S	Opponent	Score	
			28 N	LSU	0 3	72 A	Georgia	0 3	108 N	Hofstra	2 3	
			38 A	NC State	0 3	90 N	Indiana	1 3	160 A	Central Conn. St.	3 2	
			47 A	North Carolina	0 3				178 A	Bryant	2 3	
									192 A	Sacred Heart	1 3	
									220 N	UNC Asheville	3 0	
									228 H	Columbia	3 2	
									235 N	Fordham	3 1	
									247 A	George Washington	3 2	
									252 A	Saint Francis (PA)	3 0	
									252 H	Saint Francis (PA)	3 0	
									256 A	Robert Morris	1 3	
									256 H	Robert Morris	3 2	
									264 H	Marist	3 0	
									265 N	George Mason	3 1	
									298 N	Presbyterian	3 1	
									308 H	St. Francis Brooklyn	3 0	
									321 A	Fairleigh Dickinson	3 1	
			LAST 10 GAMES									
			252 A	Saint Francis (PA)	3 0	256 H	Robert Morris	3 2				
			256 A	Robert Morris	1 3	308 H	St. Francis Brooklyn	3 0				
			321 A	Fairleigh Dickinson	3 1	178 A	Bryant	2 3				
			192 A	Sacred Heart	1 3	160 A	Central Conn. St.	3 2				
			252 H	Saint Francis (PA)	3 0	228 H	Columbia	3 2				

Non-Div. I Games:

LIU Brooklyn

Average RPI Win:	236	WON-LOST RECORD	WINNING PCT. RANK	LAST 10 GAMES	STRENGTH OF SCHEDULE	OPP. STRENGTH OF SCHEDULE	TEAM RPI	ADJ RPI	CONF. RPI	ADJ CONF. RPI			
DIV. I ONLY	11- 11	.5	160	3- 7	145	94	144	.51128	144	5	5		
DIV. I NON-CONF.	8- 4	.66667	84	0- 0	120	183	94	.55551	94	5	5		
<hr/>													
TOTALS	RPI 1-25	RPI 26-50		W-L RECORDS	RPI 51-100		RPI 101-150		RPI 150+				
11- 11	0- 2	0- 4		OVERALL	0- 3		0- 2		11- 0				
5- 3	0- 0	0- 2		HOME	0- 0		0- 1		5- 0				
2- 6	0- 2	0- 2		AWAY	0- 1		0- 1		2- 0				
4- 2	0- 0	0- 0		NEUTRAL	0- 2		0- 0		4- 0				
<hr/>													
8- 4	0- 2	0- 0		NON-CONFERENCE	0- 2		0- 0		8- 0				
3- 0	0- 0	0- 0		HOME	0- 0		0- 0		3- 0				
1- 2	0- 2	0- 0		AWAY	0- 0		0- 0		1- 0				
4- 2	0- 0	0- 0		NEUTRAL	0- 2		0- 0		4- 0				
<hr/>													
3- 7	0- 0	0- 4		CONFERENCE	0- 1		0- 2		3- 0				
2- 3	0- 0	0- 2		HOME	0- 0		0- 1		2- 0				
1- 4	0- 0	0- 2		AWAY	0- 1		0- 1		1- 0				
0- 0	0- 0	0- 0		NEUTRAL	0- 0		0- 0		0- 0				
<hr/>													
RPI S	Opponent	Score	RPI S	Opponent	Score	RPI S	Opponent	Score	RPI S	Opponent	Score		
1 A	Penn St.	0 3	37 H	Miami (FL)	0 3	68 N	Yale	0 3	111 H	Syracuse	1 3		
21 A	Colorado	0 3	38 A	NC State	0 3	81 A	Duke	1 3	146 A	Virginia Tech	0 3		
			39 H	Florida St.	1 3	89 N	Rice	0 3	159 N	Ohio	3 1		
			47 A	North Carolina	2 3				163 A	UNCG	3 1		
									208 H	Boston College	3 0		
									211 A	Virginia	3 2		
									224 H	UMES	3 0		
									230 N	Abilene Christian	3 1		
									238 H	Clemson	3 1		
									253 H	USC Upstate	3 2		
									291 H	William & Mary	3 1		
									300 N	UMass Lowell	3 1		
									320 N	Morgan St.	3 0		
<hr/>													
LAST 10 GAMES													
211 A Virginia						3	2	38 A NC State				0	3
146 A Virginia Tech						0	3	111 H Syracuse				1	3
37 H Miami (FL)						0	3	208 H Boston College				3	0
39 H Florida St.						1	3	238 H Clemson				3	1
47 A North Carolina						2	3	81 A Duke				1	3

Non-Div. I Games:

Wake Forest

UTRGV

Average RPI Win: 229		WON-LOST RECORD		WINNING PCT. RANK		LAST 10 GAMES		STRENGTH OF SCHEDULE		OPP. STRENGTH OF SCHEDULE		TEAM RPI		ADJ RPI		CONF. RPI		ADJ CONF. RPI	
DIV. I ONLY		12- 9		.57143 129		8- 2		202		133		146		.51093 145		26		26	
DIV. I NON-CONF.		6- 7		.46154 183		2- 0		200		65		185		.48882 185		24		24	
TOTALS		RPI 1-25		RPI 26-50		W-L RECORDS		RPI 51-100		RPI 101-150		RPI 150+							
12- 9		0- 2		0- 1		OVERALL		0- 2		1- 1		11- 3							
8- 0		0- 0		0- 0		HOME		0- 0		1- 0		7- 0							
1- 6		0- 2		0- 0		AWAY		0- 1		0- 1		1- 2							
3- 3		0- 0		0- 1		NEUTRAL		0- 1		0- 0		3- 1							
6- 7		0- 2		0- 1		NON-CONFERENCE		0- 2		0- 0		6- 2							
3- 0		0- 0		0- 0		HOME		0- 0		0- 0		3- 0							
0- 4		0- 2		0- 0		AWAY		0- 1		0- 0		0- 1							
3- 3		0- 0		0- 1		NEUTRAL		0- 1		0- 0		3- 1							
6- 2		0- 0		0- 0		CONFERENCE		0- 0		1- 1		5- 1							
5- 0		0- 0		0- 0		HOME		0- 0		1- 0		4- 0							
1- 2		0- 0		0- 0		AWAY		0- 0		0- 1		1- 1							
0- 0		0- 0		0- 0		NEUTRAL		0- 0		0- 0		0- 0							
RPI S	Opponent		Score		RPI S	Opponent		Score		RPI S	Opponent		Score		RPI S	Opponent		Score	
10 A	Oregon		0	3	31 N	Ohio St.		0	3	80 N	Loyola Marymount		1	3	130 A	New Mexico St.		1	3
17 A	BYU		0	3						96 A	Texas Tech		0	3	130 H	New Mexico St.		3	2
															152 N	Saint Louis		3	1
															161 N	UC Riverside		1	3
															171 A	A&M-Corpus Christi		1	3
															171 H	A&M-Corpus Christi		3	0
															177 N	Northern Ill.		3	0
															189 A	Seattle U		2	3
															202 A	Utah Valley		3	1
															205 H	CSU Bakersfield		3	1
															268 H	UMKC		3	0
															270 H	Grand Canyon		3	2
															281 H	Incarnate Word		3	2
															285 H	Chicago St.		3	0
															294 H	Texas Southern		3	0
															309 N	Lamar University		3	0
				LAST 10 GAMES															
				130 A New Mexico St.				1	3	285 H Chicago St.				3	0				
				205 H CSU Bakersfield				3	1	268 H UMKC				3	0				
				270 H Grand Canyon				3	2	130 H New Mexico St.				3	2				
				189 A Seattle U				2	3	294 H Texas Southern				3	0				
				202 A Utah Valley				3	1	281 H Incarnate Word				3	2				

Non-Div. I Games:

UTRGV

Average RPI Win:	183	WON-LOST RECORD	WINNING PCT. RANK	LAST 10 GAMES	STRENGTH OF SCHEDULE	OPP. STRENGTH OF SCHEDULE	TEAM RPI	ADJ RPI	CONF. RPI	ADJ CONF. RPI
DIV. I ONLY		8- 13	.38095 234	2- 8	77	63	147	.51089 146	5	5
DIV. I NON-CONF.		6- 5	.54545 141	0- 0	140	130	124	.52499 124	5	5
<hr/>										
TOTALS	RPI 1-25	RPI 26-50		W-L RECORDS	RPI 51-100		RPI 101-150		RPI 150+	
8- 13	0- 1	0- 7		OVERALL	2- 3		1- 1		5- 1	
1- 5	0- 1	0- 1		HOME	0- 2		1- 1		0- 0	
3- 6	0- 0	0- 5		AWAY	1- 0		0- 0		2- 1	
4- 2	0- 0	0- 1		NEUTRAL	1- 1		0- 0		3- 0	
<hr/>										
6- 5	0- 0	0- 1		NON-CONFERENCE	2- 2		0- 1		4- 1	
0- 2	0- 0	0- 0		HOME	0- 1		0- 1		0- 0	
2- 1	0- 0	0- 0		AWAY	1- 0		0- 0		1- 1	
4- 2	0- 0	0- 1		NEUTRAL	1- 1		0- 0		3- 0	
<hr/>										
2- 8	0- 1	0- 6		CONFERENCE	0- 1		1- 0		1- 0	
1- 3	0- 1	0- 1		HOME	0- 1		1- 0		0- 0	
1- 5	0- 0	0- 5		AWAY	0- 0		0- 0		1- 0	
0- 0	0- 0	0- 0		NEUTRAL	0- 0		0- 0		0- 0	
<hr/>										
RPI S Opponent	Score	RPI S Opponent	Score	RPI S Opponent	Score	RPI S Opponent	Score			
25 H Louisville	1 3	30 H Notre Dame	1 3	56 N Ole Miss	2 3	127 H ETSU	0 3			
		32 A Pittsburgh	0 3	73 H Radford	0 3	144 H Wake Forest	3 0			
		37 A Miami (FL)	1 3	77 N SMU	3 0	196 A Milwaukee	3 2			
		38 A NC State	1 3	81 H Duke	2 3	203 N Idaho St.	3 2			
		39 A Florida St.	1 3	99 A Arkansas St.	3 1	211 A Virginia	3 1			
		45 N Maryland	0 3			214 A Marshall	0 3			
		47 A North Carolina	1 3			219 N Toledo	3 1			
						314 N South Dakota St.	3 0			
<hr/>										
LAST 10 GAMES										
		81 H Duke	2 3	25 H Louisville	1 3					
		144 H Wake Forest	3 0	32 A Pittsburgh	0 3					
		38 A NC State	1 3	211 A Virginia	3 1					
		47 A North Carolina	1 3	39 A Florida St.	1 3					
		30 H Notre Dame	1 3	37 A Miami (FL)	1 3					

Non-Div. I Games:

Virginia Tech

Average RPI Win: 249		WON-LOST	WINNING	LAST 10	STRENGTH OF		OPP. STRENGTH	TEAM	ADJ		CONF.	ADJ CONF.
Average RPI Loss: 97		RECORD	PCT. RANK	GAMES	SCHEDULE		OF SCHEDULE	RPI	RPI		RPI	RPI
DIV. I ONLY		14- 11	.56	136	4- 6		156	243	148		.51023	147
DIV. I NON-CONF.		11- 4	.73333	67	1- 0		211	281	115		.53217	115
TOTALS		RPI 1-25	RPI 26-50		W-L RECORDS		RPI 51-100		RPI 101-150		RPI 150+	
14- 11	0- 0	0- 1		OVERALL		1- 6		0- 3		13- 1		
9- 3	0- 0	0- 0		HOME		1- 3		0- 0		8- 0		
4- 5	0- 0	0- 0		AWAY		0- 2		0- 2		4- 1		
1- 3	0- 0	0- 1		NEUTRAL		0- 1		0- 1		1- 0		
11- 4	0- 0	0- 1		NON-CONFERENCE		1- 2		0- 1		10- 0		
6- 0	0- 0	0- 0		HOME		1- 0		0- 0		5- 0		
4- 1	0- 0	0- 0		AWAY		0- 1		0- 0		4- 0		
1- 3	0- 0	0- 1		NEUTRAL		0- 1		0- 1		1- 0		
3- 7	0- 0	0- 0		CONFERENCE		0- 4		0- 2		3- 1		
3- 3	0- 0	0- 0		HOME		0- 3		0- 0		3- 0		
0- 4	0- 0	0- 0		AWAY		0- 1		0- 2		0- 1		
0- 0	0- 0	0- 0		NEUTRAL		0- 0		0- 0		0- 0		
RPI S	Opponent	Score	RPI S	Opponent	Score	RPI S	Opponent	Score	RPI S	Opponent	Score	
			45 N	Maryland	1 3	52 A	High Point	0 3	101 A	Northeastern	2 3	
						60 H	Col. of Charleston	1 3	108 A	Hofstra	0 3	
						64 H	James Madison	0 3	121 N	Belmont	0 3	
						71 H	Navy	3 2	163 H	UNCG	3 0	
						87 A	Towson	0 3	164 A	Charlotte	3 2	
						87 H	Towson	1 3	186 H	UNCW	3 0	
						93 N	Furman	1 3	206 A	Liberty	3 1	
									250 A	Delaware	1 3	
									250 H	Delaware	3 2	
									271 A	Gardner-Webb	3 0	
									291 H	William & Mary	3 1	
									293 N	Southern Utah	3 1	
									301 H	Charleston So.	3 0	
									302 H	N.C. A&T	3 0	
									326 A	N.C. Central	3 0	
									326 H	N.C. Central	3 1	
									330 H	Norfolk St.	3 0	
LAST 10 GAMES												
			250 A	Delaware	1 3	108 A	Hofstra	0 3				
			87 A	Towson	0 3	326 A	N.C. Central	3 0				
			186 H	UNCW	3 0	291 H	William & Mary	3 1				
			60 H	Col. of Charleston	1 3	64 H	James Madison	0 3				
			101 A	Northeastern	2 3	250 H	Delaware	3 2				

Non-Div. I Games:

Elon

Average RPI Win: 244		WON-LOST	WINNING	LAST 10	STRENGTH OF		OPP. STRENGTH	TEAM	ADJ	CONF.	ADJ CONF.	
Average RPI Loss: 75		RECORD	PCT. RANK	GAMES	SCHEDULE		OF SCHEDULE	RPI	RPI	RPI	RPI	
DIV. I ONLY		15- 9	.625 101	6- 4	257		130	150	.50913 148	15	16	
DIV. I NON-CONF.		10- 6	.625 108	1- 1	271		135	169	.49766 168	17	17	
TOTALS		RPI 1-25	RPI 26-50		W-L RECORDS		RPI 51-100		RPI 101-150		RPI 150+	
15- 9	0- 1	1- 3		OVERALL		1- 2		0- 3		13- 0		
8- 3	0- 0	0- 1		HOME		1- 1		0- 1		7- 0		
4- 4	0- 1	0- 1		AWAY		0- 1		0- 1		4- 0		
3- 2	0- 0	1- 1		NEUTRAL		0- 0		0- 1		2- 0		
10- 6	0- 1	1- 2		NON-CONFERENCE		0- 1		0- 2		9- 0		
5- 1	0- 0	0- 1		HOME		0- 0		0- 0		5- 0		
2- 3	0- 1	0- 0		AWAY		0- 1		0- 1		2- 0		
3- 2	0- 0	1- 1		NEUTRAL		0- 0		0- 1		2- 0		
5- 3	0- 0	0- 1		CONFERENCE		1- 1		0- 1		4- 0		
3- 2	0- 0	0- 0		HOME		1- 1		0- 1		2- 0		
2- 1	0- 0	0- 1		AWAY		0- 0		0- 0		2- 0		
0- 0	0- 0	0- 0		NEUTRAL		0- 0		0- 0		0- 0		
RPI S	Opponent	Score		RPI S	Opponent	Score		RPI S	Opponent	Score		
8 A	Wisconsin	0	3	34 N	Marquette	0	3	65 H	North Texas	3	2	
				35 A	Western Ky.	0	3	85 H	Fla. Atlantic	2	3	
				37 H	Miami (FL)	2	3	93 A	South Ala.	2	3	
				43 N	Alabama	3	0					
									117 H	UTSA	1	3
									132 A	Tulane	1	3
									138 N	Oklahoma	1	3
									184 H	Louisiana	3	0
									190 N	McNeese	3	1
									214 A	Marshall	3	1
									258 H	Little Rock	3	2
									260 H	UTEP	3	0
									280 H	Middle Tenn.	3	0
									283 A	Louisiana Tech	3	0
									303 A	Southeastern La.	3	0
									310 H	Nicholls St.	3	0
									310 N	Nicholls St.	3	0
									311 H	La.-Monroe	3	0
									325 A	Jackson St.	3	0
									325 H	Jackson St.	3	0
				LAST 10 GAMES								
				85 H	Fla. Atlantic	2	3	325 A	Jackson St.	3	0	
				280 H	Middle Tenn.	3	0	214 A	Marshall	3	1	
				283 A	Louisiana Tech	3	0	117 H	UTSA	1	3	
				260 H	UTEP	3	0	65 H	North Texas	3	2	
				35 A	Western Ky.	0	3	8 A	Wisconsin	0	3	

Non-Div. I Games:

Southern Miss.

[illegible]

Non-Div. I Games:

Saint Mary's (CA)

Average RPI Win: 229		WON-LOST RECORD		WINNING PCT. RANK		LAST 10 GAMES		STRENGTH OF SCHEDULE		OPP. STRENGTH OF SCHEDULE		TEAM RPI		ADJ RPI		CONF. RPI		ADJ CONF. RPI	
DIV. I ONLY		15- 7		.68182 73		7- 3		274		197		145		.5086 150		8		8	
DIV. I NON-CONF.		8- 4		.66667 84		0- 0		327		282		239		.4511 239		9		9	
TOTALS		RPI 1-25		RPI 26-50		W-L RECORDS		RPI 51-100		RPI 101-150		RPI 150+							
15- 7		0- 1		0- 0		OVERALL		1- 1		2- 1		12- 4							
9- 4		0- 0		0- 0		HOME		0- 1		2- 0		7- 3							
5- 2		0- 1		0- 0		AWAY		1- 0		0- 1		4- 0							
1- 1		0- 0		0- 0		NEUTRAL		0- 0		0- 0		1- 1							
8- 4		0- 0		0- 0		NON-CONFERENCE		0- 0		0- 0		8- 4							
6- 3		0- 0		0- 0		HOME		0- 0		0- 0		6- 3							
1- 0		0- 0		0- 0		AWAY		0- 0		0- 0		1- 0							
1- 1		0- 0		0- 0		NEUTRAL		0- 0		0- 0		1- 1							
7- 3		0- 1		0- 0		CONFERENCE		1- 1		2- 1		4- 0							
3- 1		0- 0		0- 0		HOME		0- 1		2- 0		1- 0							
4- 2		0- 1		0- 0		AWAY		1- 0		0- 1		3- 0							
0- 0		0- 0		0- 0		NEUTRAL		0- 0		0- 0		0- 0							
RPI	S	Opponent		Score	RPI	S	Opponent		Score	RPI	S	Opponent		Score					
18	A	Wichita St.		0 3						76	A	Temple		3 1					
										77	H	SMU		2 3					
										112	A	UCF		2 3					
										132	H	Tulane		3 2					
										140	H	Tulsa		3 1					
										157	N	Providence		0 3					
										176	A	UConn		3 1					
										181	A	South Fla.		3 1					
										195	H	Houston		3 1					
										226	H	Winthrop		2 3					
										232	H	Rutgers		1 3					
										245	N	Bucknell		3 0					
										257	A	Memphis		3 0					
										262	H	Georgia St.		3 0					
										271	H	Gardner-Webb		2 3					
										272	A	Stetson		3 1					
										279	H	Hampton		3 0					
										291	H	William & Mary		3 0					
										302	H	N.C. A&T		3 0					
										304	H	The Citadel		3 0					
										326	H	N.C. Central		3 0					
LAST 10 GAMES																			
18	A	Wichita St.		0 3	76	A	Temple		3 1										
257	A	Memphis		3 0	140	H	Tulsa		3 1										
195	H	Houston		3 1	77	H	SMU		2 3										
132	H	Tulane		3 2	181	A	South Fla.		3 1										
176	A	UConn		3 1	112	A	UCF		2 3										

Non-Div. I Games:

East Carolina

Average RPI Win: 152		WON-LOST	WINNING	LAST 10	STRENGTH OF		OPP. STRENGTH	TEAM	ADJ	CONF.	ADJ CONF.
Average RPI Loss: 136		RECORD	PCT. RANK	GAMES	SCHEDULE		OF SCHEDULE	RPI	RPI	RPI	RPI
DIV. I ONLY		11- 12	.47826	171	5- 5		135	100	149	.50838	151
DIV. I NON-CONF.		6- 7	.46154	183	0- 0		100	77	126	.52186	127
TOTALS		RPI 1-25	RPI 26-50		W-L RECORDS		RPI 51-100		RPI 101-150		RPI 150+
11- 12	0- 2	0- 0		OVERALL		3- 2		2- 1		6- 7	
7- 4	0- 0	0- 0		HOME		2- 1		1- 1		4- 2	
2- 6	0- 2	0- 0		AWAY		1- 1		0- 0		1- 3	
2- 2	0- 0	0- 0		NEUTRAL		0- 0		1- 0		1- 2	
6- 7	0- 2	0- 0		NON-CONFERENCE		2- 1		2- 0		2- 4	
3- 3	0- 0	0- 0		HOME		1- 1		1- 0		1- 2	
1- 2	0- 2	0- 0		AWAY		1- 0		0- 0		0- 0	
2- 2	0- 0	0- 0		NEUTRAL		0- 0		1- 0		1- 2	
5- 5	0- 0	0- 0		CONFERENCE		1- 1		0- 1		4- 3	
4- 1	0- 0	0- 0		HOME		1- 0		0- 1		3- 0	
1- 4	0- 0	0- 0		AWAY		0- 1		0- 0		1- 3	
0- 0	0- 0	0- 0		NEUTRAL		0- 0		0- 0		0- 0	
RPI S	Opponent	Score		RPI S	Opponent	Score		RPI S	Opponent	Score	
13 A	Michigan St.	0	3					63 A	Denver	3	1
22 A	San Diego	0	3					80 H	Loyola Marymount	0	3
								83 H	Portland St.	3	0
								88 A	Boise St.	0	3
								88 H	Boise St.	3	2
								110 N	Gonzaga	3	2
								126 H	San Jose St.	2	3
								129 H	Pacific	3	0
								161 N	UC Riverside	2	3
								166 A	UNLV	1	3
								167 A	New Mexico	3	1
								171 N	A&M-Corpus Christi	3	0
								175 H	CSUN	0	3
								182 A	Utah St.	1	3
								182 H	Utah St.	3	1
								194 H	Eastern Ky.	1	3
								214 N	Marshall	0	3
								215 A	Fresno St.	1	3
								222 H	Air Force	3	1
								223 H	Nevada	3	0
								229 H	Long Beach St.	3	2
LAST 10 GAMES											
				182 H	Utah St.	3	1	215 A	Fresno St.	1	3
				88 H	Boise St.	3	2	223 H	Nevada	3	0
				166 A	UNLV	1	3	126 H	San Jose St.	2	3
				167 A	New Mexico	3	1	88 A	Boise St.	0	3
				222 H	Air Force	3	1	182 A	Utah St.	1	3

Non-Div. I Games:

San Diego St.

Average RPI Win: 247		WON-LOST	WINNING	LAST 10	STRENGTH OF		OPP. STRENGTH	TEAM	ADJ	CONF.	ADJ CONF.
Average RPI Loss: 79		RECORD	PCT. RANK	GAMES	SCHEDULE		OF SCHEDULE	RPI	RPI	RPI	RPI
DIV. I ONLY		9- 12	.42857 205	8- 2	87		135	151	.50748 152	18	18
DIV. I NON-CONF.		3- 10	.23077 275	2- 0	65		118	205	.47777 202	18	18
TOTALS		RPI 1-25	RPI 26-50		W-L RECORDS		RPI 51-100		RPI 101-150		RPI 150+
9- 12	0- 1	0- 3		OVERALL		0- 4		0- 3		9- 1	
6- 5	0- 0	0- 0		HOME		0- 3		0- 1		6- 1	
3- 3	0- 1	0- 1		AWAY		0- 1		0- 0		3- 0	
0- 4	0- 0	0- 2		NEUTRAL		0- 0		0- 2		0- 0	
3- 10	0- 1	0- 3		NON-CONFERENCE		0- 2		0- 3		3- 1	
2- 4	0- 0	0- 0		HOME		0- 2		0- 1		2- 1	
1- 2	0- 1	0- 1		AWAY		0- 0		0- 0		1- 0	
0- 4	0- 0	0- 2		NEUTRAL		0- 0		0- 2		0- 0	
6- 2	0- 0	0- 0		CONFERENCE		0- 2		0- 0		6- 0	
4- 1	0- 0	0- 0		HOME		0- 1		0- 0		4- 0	
2- 1	0- 0	0- 0		AWAY		0- 1		0- 0		2- 0	
0- 0	0- 0	0- 0		NEUTRAL		0- 0		0- 0		0- 0	
RPI S	Opponent	Score		RPI S	Opponent	Score		RPI S	Opponent	Score	
17 A	BYU	0 3		31 N	Ohio St.	1 3		54 A	Dayton	1 3	
				32 N	Pittsburgh	0 3		54 H	Dayton	0 3	
				35 A	Western Ky.	0 3		55 H	Kennesaw St.	0 3	
								58 H	UC Irvine	1 3	

Non-Div. I Games:

Saint Louis

Average RPI Win: 233		WON-LOST	WINNING	LAST 10	STRENGTH OF		OPP. STRENGTH	TEAM	ADJ	CONF.	ADJ CONF.
Average RPI Loss: 121		RECORD	PCT. RANK	GAMES	SCHEDULE		OF SCHEDULE	RPI	RPI	RPI	RPI
DIV. I ONLY		15-6	.71429	60	7-3		306	173	153	.50538	153
DIV. I NON-CONF.		9-3	.75	58	1-0		309	144	143	.51027	144
TOTALS		RPI 1-25	RPI 26-50		W-L RECORDS		RPI 51-100		RPI 101-150		RPI 150+
15-6	0-0	0-0		OVERALL		2-2		1-3		12-1	
9-2	0-0	0-0		HOME		1-0		0-2		8-0	
3-3	0-0	0-0		AWAY		1-1		1-1		1-1	
3-1	0-0	0-0		NEUTRAL		0-1		0-0		3-0	
9-3	0-0	0-0		NON-CONFERENCE		1-2		0-1		8-0	
5-0	0-0	0-0		HOME		0-0		0-0		5-0	
1-2	0-0	0-0		AWAY		1-1		0-1		0-0	
3-1	0-0	0-0		NEUTRAL		0-1		0-0		3-0	
6-3	0-0	0-0		CONFERENCE		1-0		1-2		4-1	
4-2	0-0	0-0		HOME		1-0		0-2		3-0	
2-1	0-0	0-0		AWAY		0-0		1-0		1-1	
0-0	0-0	0-0		NEUTRAL		0-0		0-0		0-0	
RPI S	Opponent	Score	RPI S	Opponent	Score	RPI S	Opponent	Score	RPI S	Opponent	Score
						63 H	Denver	3 1	102 A	Arizona St.	0 3
						75 A	North Dakota	0 3	128 H	Oral Roberts	1 3
						85 A	Fla. Atlantic	3 1	131 A	South Dakota	3 1
						88 N	Boise St.	0 3	131 H	South Dakota	0 3
									168 H	Northern Colo.	3 0
									204 A	Fort Wayne	1 3
									234 N	Weber St.	3 1
									241 H	Omaha	3 0
									244 H	Appalachian St.	3 2
									247 H	George Washington	3 0
									267 H	Florida A&M	3 1
									272 N	Stetson	3 1
									286 H	San Francisco	3 0
									296 H	Western Ill.	3 0
									314 A	South Dakota St.	3 0
									314 H	South Dakota St.	3 0
									329 N	Savannah St.	3 0
LAST 10 GAMES											
						131 H	South Dakota	0 3	128 H	Oral Roberts	1 3
						314 H	South Dakota St.	3 0	63 H	Denver	3 1
						296 H	Western Ill.	3 0	314 A	South Dakota St.	3 0
						241 H	Omaha	3 0	131 A	South Dakota	3 1
						204 A	Fort Wayne	1 3	329 N	Savannah St.	3 0

Non-Div. I Games:

North Dakota St.

Average RPI Win:	219	WON-LOST RECORD	WINNING PCT. RANK	LAST 10 GAMES	STRENGTH OF SCHEDULE	OPP. STRENGTH OF SCHEDULE	TEAM RPI	ADJ RPI	CONF. RPI	ADJ CONF. RPI										
DIV. I ONLY		14- 9	.6087	114	5- 5	235	188	154	.50477	154	13	13								
DIV. I NON-CONF.		9- 4	.69231	80	0- 0	253	203	134	.51566	134	13	13								
<hr/>																				
TOTALS	RPI 1-25	RPI 26-50		W-L RECORDS		RPI 51-100		RPI 101-150		RPI 150+										
14- 9	0- 0	0- 0		OVERALL		0- 0		3- 6		11- 3										
4- 4	0- 0	0- 0		HOME		0- 0		1- 3		3- 1										
6- 4	0- 0	0- 0		AWAY		0- 0		1- 3		5- 1										
4- 1	0- 0	0- 0		NEUTRAL		0- 0		1- 0		3- 1										
9- 4	0- 0	0- 0		NON-CONFERENCE		0- 0		2- 2		7- 2										
2- 2	0- 0	0- 0		HOME		0- 0		0- 1		2- 1										
3- 1	0- 0	0- 0		AWAY		0- 0		1- 1		2- 0										
4- 1	0- 0	0- 0		NEUTRAL		0- 0		1- 0		3- 1										
5- 5	0- 0	0- 0		CONFERENCE		0- 0		1- 4		4- 1										
2- 2	0- 0	0- 0		HOME		0- 0		1- 2		1- 0										
3- 3	0- 0	0- 0		AWAY		0- 0		0- 2		3- 1										
0- 0	0- 0	0- 0		NEUTRAL		0- 0		0- 0		0- 0										
<hr/>																				
RPI	S	Opponent	Score	RPI	S	Opponent	Score	RPI	S	Opponent	Score									
								103	A	SIUE	0	3								
								106	A	Cleveland St.	2	3								
								106	H	Cleveland St.	3	1								
								115	H	IUPUI	2	3								
								116	A	Green Bay	1	3								
								124	H	Idaho	2	3								
								134	H	Oakland	0	3								
								136	A	Bowling Green	3	2								
								142	N	Murray St.	3	0								
								169	A	Northern Ky.	2	3								
								173	N	Xavier	1	3								
								179	N	Duquesne	3	0								
								189	N	Seattle U	3	0								
								196	A	Milwaukee	3	2								
								212	A	Wright St.	3	1								
								227	H	DePaul	1	3								
								243	A	Bradley	3	1								
								243	A	Bradley	3	2								
								246	N	Montana	3	1								
								284	A	Youngstown St.	3	1								
								284	H	Youngstown St.	3	0								
												LAST 10 GAMES				285	H	Chicago St.	3	0
																314	H	South Dakota St.	3	0
																284	A	Youngstown St.	3	1
																169	A	Northern Ky.	2	3
196	A	Milwaukee	3	2																
115	H	IUPUI	2	3																
134	H	Oakland	0	3																
212	A	Wright St.	3	1																
116	A	Green Bay	1	3																
106	A	Cleveland St.	2	3																
284	H	Youngstown St.	3	0																
284	A	Youngstown St.	3	1																

Non-Div. I Games:

Ill.-Chicago

Average RPI Win: 240		WON-LOST RECORD		WINNING PCT. RANK		LAST 10 GAMES		STRENGTH OF SCHEDULE		OPP. STRENGTH OF SCHEDULE		TEAM RPI		ADJ RPI		CONF. RPI		ADJ CONF. RPI	
DIV. I ONLY		17- 8		.68 79		7- 3		284		237		156		.50439 155		22		21	
DIV. I NON-CONF.		10- 4		.71429 73		1- 0		295		245		167		.49933 167		21		21	
TOTALS		RPI 1-25		RPI 26-50		W-L RECORDS		RPI 51-100		RPI 101-150		RPI 150+							
17- 8		0- 0		0- 0		OVERALL		1- 3		1- 2		15- 3							
7- 2		0- 0		0- 0		HOME		0- 1		0- 1		7- 0							
4- 4		0- 0		0- 0		AWAY		0- 2		0- 0		4- 2							
6- 2		0- 0		0- 0		NEUTRAL		1- 0		1- 1		4- 1							
10- 4		0- 0		0- 0		NON-CONFERENCE		1- 1		1- 1		8- 2							
1- 0		0- 0		0- 0		HOME		0- 0		0- 0		1- 0							
3- 2		0- 0		0- 0		AWAY		0- 1		0- 0		3- 1							
6- 2		0- 0		0- 0		NEUTRAL		1- 0		1- 1		4- 1							
7- 4		0- 0		0- 0		CONFERENCE		0- 2		0- 1		7- 1							
6- 2		0- 0		0- 0		HOME		0- 1		0- 1		6- 0							
1- 2		0- 0		0- 0		AWAY		0- 1		0- 0		1- 1							
0- 0		0- 0		0- 0		NEUTRAL		0- 0		0- 0		0- 0							
RPI S	Opponent	Score		RPI S	Opponent	Score		RPI S	Opponent	Score		RPI S	Opponent	Score					
								57 A	Tennessee	0	3	109 N	FGCU	0	3				
								72 N	Georgia	3	2	127 H	ETSU	1	3				
								93 A	Furman	0	3	139 N	Western Mich.	3	2				
								93 H	Furman	1	3	163 H	UNCG	3	2				
												172 H	Chattanooga	3	2				
												226 A	Winthrop	3	0				
												237 H	Western Caro.	3	2				
												242 A	Samford	1	3				
												242 H	Samford	3	0				
												247 N	George Washington	2	3				
												253 N	USC Upstate	3	0				
												259 A	Davidson	1	3				
												259 N	Davidson	3	1				
												262 A	Georgia St.	3	0				
												263 A	Mercer	3	0				
												263 H	Mercer	3	1				
												271 A	Gardner-Webb	3	0				
												298 H	Presbyterian	3	1				
												304 H	The Citadel	3	0				
												326 N	N.C. Central	3	0				
												328 N	South Carolina St.	3	0				
LAST 10 GAMES																			
								263 H	Mercer	3	1	237 H	Western Caro.	3	2				
								242 H	Samford	3	0	163 H	UNCG	3	2				
								93 A	Furman	0	3	298 H	Presbyterian	3	1				
								172 H	Chattanooga	3	2	304 H	The Citadel	3	0				
								127 H	ETSU	1	3	242 A	Samford	1	3				

Non-Div. I Games:

Wofford

Average RPI Win: 242		WON-LOST	WINNING	LAST 10	STRENGTH OF		OPP. STRENGTH	TEAM	ADJ	CONF.	ADJ CONF.						
Average RPI Loss: 159		RECORD	PCT. RANK	GAMES	SCHEDULE		OF SCHEDULE	RPI	RPI	RPI	RPI						
DIV. I ONLY		15- 8	.65217	89	8- 2		261	244	157	.50417	156	25	25				
DIV. I NON-CONF.		7- 6	.53846	145	0- 0		280	205	219	.46478	217	27	27				
<hr/>																	
TOTALS		RPI 1-25		RPI 26-50		W-L RECORDS		RPI 51-100		RPI 101-150		RPI 150+					
15- 8		0- 0		0- 0		OVERALL		1- 3		1- 0		13- 5					
9- 4		0- 0		0- 0		HOME		1- 2		1- 0		7- 2					
5- 0		0- 0		0- 0		AWAY		0- 0		0- 0		5- 0					
1- 4		0- 0		0- 0		NEUTRAL		0- 1		0- 0		1- 3					
<hr/>																	
7- 6		0- 0		0- 0		NON-CONFERENCE		0- 2		0- 0		7- 4					
5- 2		0- 0		0- 0		HOME		0- 1		0- 0		5- 1					
1- 0		0- 0		0- 0		AWAY		0- 0		0- 0		1- 0					
1- 4		0- 0		0- 0		NEUTRAL		0- 1		0- 0		1- 3					
<hr/>																	
8- 2		0- 0		0- 0		CONFERENCE		1- 1		1- 0		6- 1					
4- 2		0- 0		0- 0		HOME		1- 1		1- 0		2- 1					
4- 0		0- 0		0- 0		AWAY		0- 0		0- 0		4- 0					
0- 0		0- 0		0- 0		NEUTRAL		0- 0		0- 0		0- 0					
<hr/>																	
RPI	S	Opponent	Score	RPI	S	Opponent	Score	RPI	S	Opponent	Score	RPI	S	Opponent	Score		
								53	H	West Virginia	2	3	133	H	Colgate	3	0
								66	N	Northwestern	1	3	157	H	Providence	3	0
								71	H	Navy	3	2	165	A	Lehigh	3	2
								92	H	American	0	3	183	H	Central Mich.	2	3
													187	N	Georgetown	0	3
													196	N	Milwaukee	1	3
													222	N	Air Force	0	3
													227	A	DePaul	3	1
													245	A	Bucknell	3	0
													245	H	Bucknell	3	0
													264	H	Marist	3	0
													266	H	Akron	3	0
													275	H	Loyola Maryland	1	3
													299	H	Hartford	3	0
													304	N	The Citadel	3	0
													308	H	St. Francis Brooklyn	3	0
													312	A	Holy Cross	3	0
													317	A	Lafayette	3	0
													317	H	Lafayette	3	1
<hr/>																	
LAST 10 GAMES																	
245 H Bucknell						3	0	133 H Colgate						3	0		
317 H Lafayette						3	1	92 H American						0	3		
71 H Navy						3	2	275 H Loyola Maryland						1	3		
165 A Lehigh						3	2	317 A Lafayette						3	0		
312 A Holy Cross						3	0	245 A Bucknell						3	0		

Non-Div. I Games:

Army West Point

Average RPI Win:	231	WON-LOST RECORD	WINNING PCT. RANK	LAST 10 GAMES	STRENGTH OF SCHEDULE	OPP. STRENGTH OF SCHEDULE	TEAM RPI	ADJ RPI	CONF. RPI	ADJ CONF. RPI			
Average RPI Loss:	119												
DIV. I ONLY	15- 10	.6	117	4- 6	233	178	158	.50396	157	7	7		
DIV. I NON-CONF.	11- 4	.73333	67	0- 0	260	280	133	.516	133	7	7		
<hr/>													
TOTALS	RPI 1-25	RPI 26-50		W-L RECORDS		RPI 51-100		RPI 101-150		RPI 150+			
15- 10	0- 0	0- 1		OVERALL		1- 4		1- 2		13- 3			
8- 3	0- 0	0- 0		HOME		1- 2		0- 1		7- 0			
3- 5	0- 0	0- 1		AWAY		0- 1		0- 1		3- 2			
4- 2	0- 0	0- 0		NEUTRAL		0- 1		1- 0		3- 1			
<hr/>													
11- 4	0- 0	0- 0		NON-CONFERENCE		0- 1		1- 0		10- 3			
5- 0	0- 0	0- 0		HOME		0- 0		0- 0		5- 0			
2- 2	0- 0	0- 0		AWAY		0- 0		0- 0		2- 2			
4- 2	0- 0	0- 0		NEUTRAL		0- 1		1- 0		3- 1			
<hr/>													
4- 6	0- 0	0- 1		CONFERENCE		1- 3		0- 2		3- 0			
3- 3	0- 0	0- 0		HOME		1- 2		0- 1		2- 0			
1- 3	0- 0	0- 1		AWAY		0- 1		0- 1		1- 0			
0- 0	0- 0	0- 0		NEUTRAL		0- 0		0- 0		0- 0			
<hr/>													
RPI	S	Opponent	Score	RPI	S	Opponent	Score	RPI	S	Opponent	Score		
				34	A	Marquette	0 3	53	N	West Virginia	1 3		
								59	H	Butler	0 3		
								62	H	Villanova	3 1		
								84	A	Seton Hall	0 3		
								84	H	Seton Hall	1 3		
										137	A	St. John's (NY)	0 3
										137	H	St. John's (NY)	1 3
										150	N	East Carolina	3 0
										156	A	Army West Point	0 3
										173	H	Xavier	3 1
										178	A	Bryant	0 3
										187	H	Georgetown	3 2
										191	N	Fairfield	3 0
										208	A	Boston College	3 1
										227	A	DePaul	3 0
										240	N	UAB	3 2
										245	N	Bucknell	3 1
										266	N	Akron	1 3
										272	A	Stetson	3 0
										278	H	Brown	3 0
										288	H	Rider	3 0
										308	H	St. Francis Brooklyn	3 0
										312	H	Holy Cross	3 1
										321	H	Fairleigh Dickinson	3 0
<hr/>													
LAST 10 GAMES													
				137	H	St. John's (NY)	1 3	34	A	Marquette	0 3		
				84	H	Seton Hall	1 3	84	A	Seton Hall	0 3		
				59	H	Butler	0 3	137	A	St. John's (NY)	0 3		
				173	H	Xavier	3 1	187	H	Georgetown	3 2		
				227	A	DePaul	3 0	62	H	Villanova	3 1		

Non-Div. I Games:

Providence

Average RPI Win:	215	WON-LOST RECORD	WINNING PCT. RANK	LAST 10 GAMES	STRENGTH OF SCHEDULE	OPP. STRENGTH OF SCHEDULE	TEAM RPI	ADJ RPI	CONF. RPI	ADJ CONF. RPI					
DIV. I ONLY		8- 9	.47059 183	4- 6	110	226	159	.50382 158	12	12					
DIV. I NON-CONF.		4- 5	.44444 202	0- 2	101	242	162	.50092 162	16	16					
<hr/>															
TOTALS	RPI 1-25	RPI 26-50		W-L RECORDS	RPI 51-100		RPI 101-150		RPI 150+						
8- 9	0- 0	0- 0		OVERALL	1- 2		1- 3		6- 4						
5- 1	0- 0	0- 0		HOME	1- 0		1- 0		3- 1						
1- 6	0- 0	0- 0		AWAY	0- 2		0- 2		1- 2						
2- 2	0- 0	0- 0		NEUTRAL	0- 0		0- 1		2- 1						
<hr/>															
4- 5	0- 0	0- 0		NON-CONFERENCE	0- 1		1- 2		3- 2						
2- 1	0- 0	0- 0		HOME	0- 0		1- 0		1- 1						
0- 2	0- 0	0- 0		AWAY	0- 1		0- 1		0- 0						
2- 2	0- 0	0- 0		NEUTRAL	0- 0		0- 1		2- 1						
<hr/>															
4- 4	0- 0	0- 0		CONFERENCE	1- 1		0- 1		3- 2						
3- 0	0- 0	0- 0		HOME	1- 0		0- 0		2- 0						
1- 4	0- 0	0- 0		AWAY	0- 1		0- 1		1- 2						
0- 0	0- 0	0- 0		NEUTRAL	0- 0		0- 0		0- 0						
<hr/>															
RPI	S	Opponent	Score	RPI	S	Opponent	Score	RPI	S	Opponent	Score				
				61 H Princeton				3	1	120 A Harvard		1	3		
				64 A James Madison				0	3	122 N Drake				0	3
				68 A Yale				1	3	133 A Colgate				0	3
								137 H St. John's (NY)				3	0		
								170 N Stony Brook				1	3		
								180 H Valparaiso				1	3		
								200 H Penn				3	1		
								216 A Dartmouth				1	3		
								228 A Columbia				1	3		
								228 H Columbia				3	1		
								251 N La Salle				3	2		
								278 A Brown				3	1		
								279 N Hampton				3	1		
								289 H Binghamton				3	1		
				<hr/>											
				LAST 10 GAMES											
228 A Columbia				1	3	216 A Dartmouth				1	3				
200 H Penn				3	1	120 A Harvard				1	3				
61 H Princeton				3	1	228 H Columbia				3	1				
68 A Yale				1	3	170 N Stony Brook				1	3				
278 A Brown				3	1	133 A Colgate				0	3				

Non-Div. I Games:

Cornell

Average RPI Win:	193	WON-LOST RECORD	WINNING PCT. RANK	LAST 10 GAMES	STRENGTH OF SCHEDULE	OPP. STRENGTH OF SCHEDULE	TEAM RPI	ADJ RPI	CONF. RPI	ADJ CONF. RPI	
Average RPI Loss:	116										
DIV. I ONLY	11- 13	.45833	186	5- 5	134	116	161	.50191	159	14	14
DIV. I NON-CONF.	6- 8	.42857	209	0- 0	97	104	141	.51227	142	11	11
<hr/>											
TOTALS	RPI 1-25	RPI 26-50		W-L RECORDS	RPI 51-100		RPI 101-150		RPI 150+		
11- 13	0- 1	0- 0		OVERALL	1- 5		3- 4		7- 3		
4- 4	0- 0	0- 0		HOME	1- 2		2- 1		1- 1		
4- 6	0- 1	0- 0		AWAY	0- 1		0- 2		4- 2		
3- 3	0- 0	0- 0		NEUTRAL	0- 2		1- 1		2- 0		
<hr/>											
6- 8	0- 1	0- 0		NON-CONFERENCE	0- 5		2- 1		4- 1		
2- 2	0- 0	0- 0		HOME	0- 2		1- 0		1- 0		
1- 3	0- 1	0- 0		AWAY	0- 1		0- 0		1- 1		
3- 3	0- 0	0- 0		NEUTRAL	0- 2		1- 1		2- 0		
<hr/>											
5- 5	0- 0	0- 0		CONFERENCE	1- 0		1- 3		3- 2		
2- 2	0- 0	0- 0		HOME	1- 0		1- 1		0- 1		
3- 3	0- 0	0- 0		AWAY	0- 0		0- 2		3- 1		
0- 0	0- 0	0- 0		NEUTRAL	0- 0		0- 0		0- 0		
<hr/>											
RPI S	Opponent	Score		RPI S	Opponent	Score		RPI S	Opponent	Score	
1 A	Penn St.	0	3					114 H	Ball St.	3	0
								136 H	Bowling Green	1	3
								138 H	Oklahoma	3	2
								139 A	Western Mich.	1	3
								141 A	Buffalo	1	3
								142 N	Murray St.	3	0
								144 N	Wake Forest	1	3
								177 A	Northern Ill.	3	1
								209 A	Eastern Mich.	3	2
								211 A	Virginia	0	3
								214 H	Marshall	3	1
								218 A	Kent St.	2	3
								219 H	Toledo	2	3
								242 A	Samford	3	2
								249 N	Howard	3	1
								266 A	Akron	3	1
								303 N	Southeastern La.	3	0
<hr/>											
LAST 10 GAMES											
139 A Western Mich.				1	3	218 A Kent St.		2	3		
177 A Northern Ill.				3	1	136 H Bowling Green		1	3		
114 H Ball St.				3	0	70 H Miami (OH)		3	2		
219 H Toledo				2	3	266 A Akron		3	1		
209 A Eastern Mich.				3	2	141 A Buffalo		1	3		

Non-Div. I Games:

Ohio

Average RPI Win:	268	WON-LOST RECORD	WINNING PCT. RANK	LAST 10 GAMES	STRENGTH OF SCHEDULE	OPP. STRENGTH OF SCHEDULE	TEAM RPI	ADJ RPI	CONF. RPI	ADJ CONF. RPI								
DIV. I ONLY		13- 6	.68421	71	7- 3	262	297	155	.50189	160	28	28						
DIV. I NON-CONF.		7- 4	.63636	99	1- 1	274	308	198	.47779	201	29	29						
<hr/>																		
TOTALS	RPI 1-25	RPI 26-50		W-L RECORDS		RPI 51-100		RPI 101-150		RPI 150+								
13- 6	0- 0	0- 0		OVERALL		0- 2		0- 1		13- 3								
4- 1	0- 0	0- 0		HOME		0- 0		0- 1		4- 0								
7- 2	0- 0	0- 0		AWAY		0- 0		0- 0		7- 2								
2- 3	0- 0	0- 0		NEUTRAL		0- 2		0- 0		2- 1								
<hr/>																		
7- 4	0- 0	0- 0		NON-CONFERENCE		0- 2		0- 0		7- 2								
0- 0	0- 0	0- 0		HOME		0- 0		0- 0		0- 0								
5- 1	0- 0	0- 0		AWAY		0- 0		0- 0		5- 1								
2- 3	0- 0	0- 0		NEUTRAL		0- 2		0- 0		2- 1								
<hr/>																		
6- 2	0- 0	0- 0		CONFERENCE		0- 0		0- 1		6- 1								
4- 1	0- 0	0- 0		HOME		0- 0		0- 1		4- 0								
2- 1	0- 0	0- 0		AWAY		0- 0		0- 0		2- 1								
0- 0	0- 0	0- 0		NEUTRAL		0- 0		0- 0		0- 0								
<hr/>																		
RPI	S	Opponent	Score	RPI	S	Opponent	Score	RPI	S	Opponent	Score	RPI	S	Opponent	Score			
						85	N Fla. Atlantic	0		3				143	H LIU Brooklyn	2		3
						91	N SFA	1		3				165	A Lehigh	3		2
														178	A Bryant	1		3
														178	H Bryant	3		2
														192	A Sacred Heart	3		2
														206	N Niagara	1		3
														252	H Saint Francis (PA)	3		0
														256	H Robert Morris	3		1
														272	A Stetson	3		2
														278	A Brown	2		3
														287	A Iona	3		0
														299	A Hartford	3		0
														307	N NJIT	3		1
														308	H St. Francis Brooklyn	3		1
														317	A Lafayette	3		0
														321	A Fairleigh Dickinson	3		1
														330	N Norfolk St.	3		0
<hr/>																		
LAST 10 GAMES																		
						178	H Bryant	3		2	178	A Bryant	1		3			
						256	H Robert Morris	3		1	308	H St. Francis Brooklyn	3		1			
						252	H Saint Francis (PA)	3		0	143	H LIU Brooklyn	2		3			
						321	A Fairleigh Dickinson	3		1	278	A Brown	2		3			
						192	A Sacred Heart	3		2	287	A Iona	3		0			

Non-Div. I Games:

Central Conn. St.

Average RPI Win:		222	WON-LOST	WINNING	LAST 10	STRENGTH OF		OPP. STRENGTH	TEAM	ADJ	CONF.	ADJ CONF.
Average RPI Loss:		108	RECORD	PCT. RANK	GAMES	SCHEDULE		OF SCHEDULE	RPI	RPI	RPI	RPI
DIV. I ONLY			9- 11	.45	197	1- 9		114	196	162	.50065	161
DIV. I NON-CONF.			8- 4	.66667	84	0- 2		130	255	101	.5463	102
TOTALS		RPI 1-25	RPI 26-50		W-L RECORDS		RPI 51-100		RPI 101-150		RPI 150+	
9- 11	0- 0		0- 3		OVERALL		0- 3		3- 2		6- 3	
4- 3	0- 0		0- 1		HOME		0- 0		1- 1		3- 1	
0- 6	0- 0		0- 2		AWAY		0- 3		0- 0		0- 1	
5- 2	0- 0		0- 0		NEUTRAL		0- 0		2- 1		3- 1	
8- 4	0- 0		0- 0		NON-CONFERENCE		0- 2		3- 1		5- 1	
3- 0	0- 0		0- 0		HOME		0- 0		1- 0		2- 0	
0- 2	0- 0		0- 0		AWAY		0- 2		0- 0		0- 0	
5- 2	0- 0		0- 0		NEUTRAL		0- 0		2- 1		3- 1	
1- 7	0- 0		0- 3		CONFERENCE		0- 1		0- 1		1- 2	
1- 3	0- 0		0- 1		HOME		0- 0		0- 1		1- 1	
0- 4	0- 0		0- 2		AWAY		0- 1		0- 0		0- 1	
0- 0	0- 0		0- 0		NEUTRAL		0- 0		0- 0		0- 0	
RPI S	Opponent	Score	RPI S	Opponent	Score	RPI S	Opponent	Score	RPI S	Opponent	Score	
			26 A	Cal Poly	0 3	58 A	UC Irvine	0 3	110 N	Gonzaga	0 3	
			49 A	Hawaii	0 3	63 A	Denver	0 3	122 N	Drake	3 1	
			49 H	Hawaii	2 3	96 A	Texas Tech	0 3	126 H	San Jose St.	3 1	
									135 H	UC Davis	1 3	
									145 N	UTRGV	3 1	
									151 N	San Diego St.	3 2	
									178 N	Bryant	0 3	
									197 A	UC Santa Barbara	0 3	
									229 H	Long Beach St.	2 3	
									249 H	Howard	3 0	
									285 H	Chicago St.	3 0	
									292 H	Cal St. Fullerton	3 1	
									309 N	Lamar University	3 0	
									321 N	Fairleigh Dickinson	3 0	
LAST 10 GAMES												
			49 A	Hawaii	0 3	26 A	Cal Poly	0 3				
			58 A	UC Irvine	0 3	197 A	UC Santa Barbara	0 3				
			135 H	UC Davis	1 3	229 H	Long Beach St.	2 3				
			292 H	Cal St. Fullerton	3 1	110 N	Gonzaga	0 3				
			49 H	Hawaii	2 3	63 A	Denver	0 3				

Non-Div. I Games:

UC Riverside

Average RPI Win: 247		WON-LOST	WINNING	LAST 10	STRENGTH OF		OPP. STRENGTH	TEAM	ADJ	CONF.	ADJ CONF.
Average RPI Loss: 140		RECORD	PCT. RANK	GAMES	SCHEDULE		OF SCHEDULE	RPI	RPI	RPI	RPI
DIV. I ONLY		13- 8	.61905	106	8- 2		259	198	163	.50015	162
DIV. I NON-CONF.		6- 7	.46154	183	1- 1		266	182	240	.45329	238
TOTALS		RPI 1-25	RPI 26-50		W-L RECORDS		RPI 51-100		RPI 101-150		RPI 150+
13- 8	0- 1	0- 0		OVERALL		2- 2		0- 1		11- 4	
5- 2	0- 0	0- 0		HOME		2- 1		0- 0		3- 1	
4- 4	0- 0	0- 0		AWAY		0- 1		0- 1		4- 2	
4- 2	0- 1	0- 0		NEUTRAL		0- 0		0- 0		4- 1	
6- 7	0- 1	0- 0		NON-CONFERENCE		0- 2		0- 0		6- 4	
2- 2	0- 0	0- 0		HOME		0- 1		0- 0		2- 1	
0- 3	0- 0	0- 0		AWAY		0- 1		0- 0		0- 2	
4- 2	0- 1	0- 0		NEUTRAL		0- 0		0- 0		4- 1	
7- 1	0- 0	0- 0		CONFERENCE		2- 0		0- 1		5- 0	
3- 0	0- 0	0- 0		HOME		2- 0		0- 0		1- 0	
4- 1	0- 0	0- 0		AWAY		0- 0		0- 1		4- 0	
0- 0	0- 0	0- 0		NEUTRAL		0- 0		0- 0		0- 0	
RPI S	Opponent	Score		RPI S	Opponent	Score		RPI S	Opponent	Score	
20 N	Purdue	0 3						55 H	Kennesaw St.	3 1	
								67 H	Austin Peay	1 3	
								82 H	Lipscomb	3 1	
								98 A	Wyoming	1 3	
								109 A	FGCU	0 3	
								181 H	South Fla.	0 3	
								198 A	Alabama St.	2 3	
								209 N	Eastern Mich.	0 3	
								237 N	Western Caro.	3 1	
								238 A	Clemson	2 3	
								253 A	USC Upstate	3 2	
								272 A	Stetson	3 1	
								273 H	Bethune-Cookman	3 2	
								273 N	Bethune-Cookman	3 1	
								276 A	North Florida	3 1	
								276 H	North Florida	3 0	
								298 H	Presbyterian	3 1	
								303 N	Southeastern La.	3 1	
								307 A	NJIT	3 0	
								309 N	Lamar University	3 1	
				LAST 10 GAMES							
				276 H	North Florida	3 0		273 H	Bethune-Cookman	3 2	
				272 A	Stetson	3 1		307 A	NJIT	3 0	
				109 A	FGCU	0 3		253 A	USC Upstate	3 2	
				82 H	Lipscomb	3 1		276 A	North Florida	3 1	
				55 H	Kennesaw St.	3 1		67 H	Austin Peay	1 3	

Non-Div. I Games:

Jacksonville

Average RPI Win: 232		WON-LOST RECORD		WINNING PCT. RANK		LAST 10 GAMES		STRENGTH OF SCHEDULE		OPP. STRENGTH OF SCHEDULE		TEAM RPI		ADJ RPI		CONF. RPI		ADJ CONF. RPI	
DIV. I ONLY		12- 10		.54545 140		5- 5		188		235		164		.49953 163		22		21	
DIV. I NON-CONF.		7- 5		.58333 126		0- 0		173		248		142		.51129 143		21		21	
TOTALS		RPI 1-25		RPI 26-50		W-L RECORDS		RPI 51-100		RPI 101-150		RPI 150+							
12- 10		0- 0		0- 0		OVERALL		2- 3		1- 3		9- 4							
9- 6		0- 0		0- 0		HOME		2- 2		0- 2		7- 2							
3- 4		0- 0		0- 0		AWAY		0- 1		1- 1		2- 2							
0- 0		0- 0		0- 0		NEUTRAL		0- 0		0- 0		0- 0							
7- 5		0- 0		0- 0		NON-CONFERENCE		2- 2		0- 2		5- 1							
6- 4		0- 0		0- 0		HOME		2- 2		0- 1		4- 1							
1- 1		0- 0		0- 0		AWAY		0- 0		0- 1		1- 0							
0- 0		0- 0		0- 0		NEUTRAL		0- 0		0- 0		0- 0							
5- 5		0- 0		0- 0		CONFERENCE		0- 1		1- 1		4- 3							
3- 2		0- 0		0- 0		HOME		0- 0		0- 1		3- 1							
2- 3		0- 0		0- 0		AWAY		0- 1		1- 0		1- 2							
0- 0		0- 0		0- 0		NEUTRAL		0- 0		0- 0		0- 0							
RPI	S	Opponent		Score	RPI	S	Opponent		Score	RPI	S	Opponent		Score					
							52 H	High Point	3 2			127 A	ETSU	3 1					
							71 H	Navy	0 3			127 H	ETSU	2 3					
							85 H	Fla. Atlantic	0 3			144 H	Wake Forest	1 3					
							92 H	American	3 2			147 A	Elon	0 3					
							93 A	Furman	1 3			155 A	Wofford	2 3					
												164 H	Charlotte	1 3					
												172 A	Chattanooga	0 3					
												172 H	Chattanooga	3 2					
												237 A	Western Caro.	3 0					
												242 H	Samford	2 3					
												263 H	Mercer	3 1					
												298 H	Presbyterian	3 1					
												300 H	UMass Lowell	3 0					
												302 A	N.C. A&T	3 1					
												304 H	The Citadel	3 0					
												320 H	Morgan St.	3 0					
												322 H	Delaware St.	3 0					
LAST 10 GAMES																			
							172 H	Chattanooga	3 2			155 A	Wofford	2 3					
							127 H	ETSU	2 3			242 H	Samford	2 3					
							304 H	The Citadel	3 0			263 H	Mercer	3 1					
							237 A	Western Caro.	3 0			172 A	Chattanooga	0 3					
							93 A	Furman	1 3			127 A	ETSU	3 1					

Non-Div. I Games:

UNCG

Average RPI Win:	264	WON-LOST RECORD	WINNING PCT. RANK	LAST 10 GAMES	STRENGTH OF SCHEDULE	OPP. STRENGTH OF SCHEDULE	TEAM RPI	ADJ RPI	CONF. RPI	ADJ CONF. RPI	
DIV. I ONLY		17- 7	.70833 65	6- 4	298	251	160	.49875 164	15	16	
DIV. I NON-CONF.		13- 3	.8125 45	2- 0	319	275	152	.50412 154	17	17	
<hr/>											
TOTALS	RPI 1-25	RPI 26-50		W-L RECORDS	RPI 51-100		RPI 101-150		RPI 150+		
17- 7	0- 0	0- 1		OVERALL	0- 2		0- 2		17- 2		
6- 4	0- 0	0- 1		HOME	0- 1		0- 2		6- 0		
6- 2	0- 0	0- 0		AWAY	0- 1		0- 0		6- 1		
5- 1	0- 0	0- 0		NEUTRAL	0- 0		0- 0		5- 1		
<hr/>											
13- 3	0- 0	0- 0		NON-CONFERENCE	0- 0		0- 2		13- 1		
4- 2	0- 0	0- 0		HOME	0- 0		0- 2		4- 0		
4- 0	0- 0	0- 0		AWAY	0- 0		0- 0		4- 0		
5- 1	0- 0	0- 0		NEUTRAL	0- 0		0- 0		5- 1		
<hr/>											
4- 4	0- 0	0- 1		CONFERENCE	0- 2		0- 0		4- 1		
2- 2	0- 0	0- 1		HOME	0- 1		0- 0		2- 0		
2- 2	0- 0	0- 0		AWAY	0- 1		0- 0		2- 1		
0- 0	0- 0	0- 0		NEUTRAL	0- 0		0- 0		0- 0		
<hr/>											
RPI S	Opponent	Score	RPI S	Opponent	Score	RPI S	Opponent	Score	RPI S	Opponent	Score
			35 H	Western Ky.	0 3	65 H	North Texas	2 3	121 H	Belmont	2 3
						85 A	Fla. Atlantic	1 3	147 H	Elon	2 3
									163 A	UNCG	3 1
									214 H	Marshall	3 1
									240 A	UAB	3 1
									245 N	Bucknell	3 0
									253 H	USC Upstate	3 0
									255 N	Eastern Wash.	3 0
									259 H	Davidson	3 2
									260 H	UTEP	3 1
									265 A	George Mason	3 1
									273 N	Bethune-Cookman	2 3
									275 N	Loyola Maryland	3 0
									276 N	North Florida	3 0
									279 N	Hampton	3 0
									280 A	Middle Tenn.	2 3
									282 A	FIU	3 0
									290 A	Ga. Southern	3 1
									293 H	Southern Utah	3 2
									306 A	Canisius	3 0
									328 H	South Carolina St.	3 0
<hr/>											
LAST 10 GAMES											
	65 H	North Texas	2 3	240 A	UAB	3 1					
	280 A	Middle Tenn.	2 3	35 H	Western Ky.	0 3					
	282 A	FIU	3 0	214 H	Marshall	3 1					
	260 H	UTEP	3 1	279 N	Hampton	3 0					
	85 A	Fla. Atlantic	1 3	275 N	Loyola Maryland	3 0					

Non-Div. I Games:

Charlotte

Average RPI Win:	257	WON-LOST	WINNING	LAST 10	STRENGTH OF	OPP. STRENGTH	TEAM	ADJ	CONF.	ADJ CONF.	
Average RPI Loss:	123	RECORD	PCT. RANK	GAMES	SCHEDULE	OF SCHEDULE	RPI	RPI	RPI	RPI	
DIV. I ONLY	15- 9	.625	101	6- 4	251	264	166	.49824	165	25	25
DIV. I NON-CONF.	9- 5	.64286	95	0- 0	265	259	179	.49187	180	27	27
<hr/>											
TOTALS	RPI 1-25	RPI 26-50		W-L RECORDS		RPI 51-100		RPI 101-150		RPI 150+	
15- 9	0- 0	0- 0		OVERALL		1- 5		1- 1		13- 3	
10- 4	0- 0	0- 0		HOME		1- 1		1- 0		8- 3	
2- 4	0- 0	0- 0		AWAY		0- 3		0- 1		2- 0	
3- 1	0- 0	0- 0		NEUTRAL		0- 1		0- 0		3- 0	
<hr/>											
9- 5	0- 0	0- 0		NON-CONFERENCE		1- 3		0- 0		8- 2	
5- 3	0- 0	0- 0		HOME		1- 1		0- 0		4- 2	
1- 1	0- 0	0- 0		AWAY		0- 1		0- 0		1- 0	
3- 1	0- 0	0- 0		NEUTRAL		0- 1		0- 0		3- 0	
<hr/>											
6- 4	0- 0	0- 0		CONFERENCE		0- 2		1- 1		5- 1	
5- 1	0- 0	0- 0		HOME		0- 0		1- 0		4- 1	
1- 3	0- 0	0- 0		AWAY		0- 2		0- 1		1- 0	
0- 0	0- 0	0- 0		NEUTRAL		0- 0		0- 0		0- 0	
<hr/>											
RPI S	Opponent	Score	RPI S	Opponent	Score	RPI S	Opponent	Score	RPI S	Opponent	Score
						62 H	Villanova	3 0	133 A	Colgate	0 3
						71 A	Navy	1 3	133 H	Colgate	3 0
						73 H	Radford	0 3	156 H	Army West Point	2 3
						78 A	TCU	1 3	160 H	Central Conn. St.	2 3
						81 N	Duke	2 3	192 A	Sacred Heart	3 1
						92 A	American	0 3	202 N	Utah Valley	3 0
									245 H	Bucknell	3 0
									252 H	Saint Francis (PA)	3 0
									264 H	Marist	1 3
									275 H	Loyola Maryland	3 1
									278 N	Brown	3 0
									299 N	Hartford	3 0
									312 A	Holy Cross	3 1
									312 H	Holy Cross	3 0
			317 H	Lafayette	3 1						
			319 H	Coppin St.	3 0						
			330 H	Norfolk St.	3 0						
			333 H	Saint Peter's	3 0						
<hr/>											
			LAST 10 GAMES								
			133 A	Colgate	0 3	92 A	American	0 3			
			312 A	Holy Cross	3 1	245 H	Bucknell	3 0			
			156 H	Army West Point	2 3	317 H	Lafayette	3 1			
			71 A	Navy	1 3	312 H	Holy Cross	3 0			
			275 H	Loyola Maryland	3 1	133 H	Colgate	3 0			

Non-Div. I Games:

Lehigh

UNLV

UNLV

Average RPI Win: 219		WON-LOST	WINNING	LAST 10	STRENGTH OF		OPP. STRENGTH	TEAM	ADJ	CONF.	ADJ CONF.
Average RPI Loss: 113		RECORD	PCT. RANK	GAMES	SCHEDULE		OF SCHEDULE	RPI	RPI	RPI	RPI
DIV. I ONLY		11- 12	.47826	171	3- 7		158	146	168	.49771	167
DIV. I NON-CONF.		8- 5	.61538	110	0- 1		243	175	161	.5015	161
TOTALS		RPI 1-25	RPI 26-50		W-L RECORDS		RPI 51-100		RPI 101-150		RPI 150+
11- 12	0- 1	0- 2		OVERALL		2- 3		0- 2		9- 4	
4- 5	0- 0	0- 1		HOME		1- 2		0- 0		3- 2	
2- 6	0- 1	0- 1		AWAY		1- 0		0- 2		1- 2	
5- 1	0- 0	0- 0		NEUTRAL		0- 1		0- 0		5- 0	
8- 5	0- 1	0- 0		NON-CONFERENCE		1- 1		0- 1		7- 2	
2- 1	0- 0	0- 0		HOME		1- 0		0- 0		1- 1	
1- 3	0- 1	0- 0		AWAY		0- 0		0- 1		1- 1	
5- 1	0- 0	0- 0		NEUTRAL		0- 1		0- 0		5- 0	
3- 7	0- 0	0- 2		CONFERENCE		1- 2		0- 1		2- 2	
2- 4	0- 0	0- 1		HOME		0- 2		0- 0		2- 1	
1- 3	0- 0	0- 1		AWAY		1- 0		0- 1		0- 1	
0- 0	0- 0	0- 0		NEUTRAL		0- 0		0- 0		0- 0	
RPI S	Opponent	Score		RPI S	Opponent	Score		RPI S	Opponent	Score	
19 A	Iowa St.	0	3	32 A	Colorado St.	0	3	75 N	North Dakota	0	3
				32 H	Colorado St.	2	3	88 H	Boise St.	1	3
								95 H	Portland	3	2
								98 A	Wyoming	3	0
								98 H	Wyoming	1	3
								126 A	San Jose St.	2	3
								130 A	New Mexico St.	0	3
								151 H	San Diego St.	1	3
								168 H	Northern Colo.	0	3
								182 H	Utah St.	3	0
								215 H	Fresno St.	3	1
								218 N	Kent St.	3	0
								219 A	Toledo	1	3
								223 A	Nevada	1	3
								225 H	UT Arlington	3	0
								241 N	Omaha	3	0
								260 A	UTEP	3	0
								284 N	Youngstown St.	3	0
								284 N	Youngstown St.	3	0
								305 N	Tennessee Tech	3	1
LAST 10 GAMES											
				32 H	Colorado St.	2	3	126 A	San Jose St.	2	3
				98 H	Wyoming	1	3	223 A	Nevada	1	3
				130 A	New Mexico St.	0	3	182 H	Utah St.	3	0
				215 H	Fresno St.	3	1	88 H	Boise St.	1	3
				151 H	San Diego St.	1	3	98 A	Wyoming	3	0

Non-Div. I Games:

New Mexico

Average RPI Win:	232	WON-LOST RECORD	WINNING PCT. RANK	LAST 10 GAMES	STRENGTH OF SCHEDULE	OPP. STRENGTH OF SCHEDULE	TEAM RPI	ADJ RPI	CONF. RPI	ADJ CONF. RPI	
DIV. I ONLY	11- 12	.47826	171	4- 6	142	193	169	.49739	168	17	17
DIV. I NON-CONF.	7- 6	.53846	145	0- 0	132	193	130	.51883	130	15	15
<hr/>											
TOTALS	RPI 1-25	RPI 26-50		W-L RECORDS	RPI 51-100		RPI 101-150		RPI 150+		
11- 12	0- 0	0- 1		OVERALL	0- 6		1- 2		10- 3		
4- 7	0- 0	0- 0		HOME	0- 3		1- 2		3- 2		
4- 4	0- 0	0- 1		AWAY	0- 2		0- 0		4- 1		
3- 1	0- 0	0- 0		NEUTRAL	0- 1		0- 0		3- 0		
7- 6	0- 0	0- 1		NON-CONFERENCE	0- 3		1- 1		6- 1		
3- 3	0- 0	0- 0		HOME	0- 2		1- 1		2- 0		
1- 2	0- 0	0- 1		AWAY	0- 0		0- 0		1- 1		
3- 1	0- 0	0- 0		NEUTRAL	0- 1		0- 0		3- 0		
4- 6	0- 0	0- 0		CONFERENCE	0- 3		0- 1		4- 2		
1- 4	0- 0	0- 0		HOME	0- 1		0- 1		1- 2		
3- 2	0- 0	0- 0		AWAY	0- 2		0- 0		3- 0		
0- 0	0- 0	0- 0		NEUTRAL	0- 0		0- 0		0- 0		
RPI S	Opponent	Score	RPI S	Opponent	Score	RPI S	Opponent	Score	RPI S	Opponent	Score
			32 A	Colorado St.	0 3	56 H	Ole Miss	0 3	112 H	UCF	2 3
						75 H	North Dakota	0 3	124 H	Idaho	0 3
						81 H	Duke	0 3	131 H	South Dakota	3 2
						83 A	Portland St.	1 3	153 A	North Dakota St.	0 3
						95 N	Portland	1 3	167 A	New Mexico	3 0
						97 A	Sacramento St.	0 3	199 A	Northern Ariz.	3 2
									203 H	Idaho St.	0 3
									222 H	Air Force	3 0
									225 N	UT Arlington	3 1
									231 A	Montana St.	3 0
									234 H	Weber St.	1 3
									246 A	Montana	3 0
									255 H	Eastern Wash.	3 1
									267 N	Florida A&M	3 1
									286 N	San Francisco	3 0
									318 H	Ark.-Pine Bluff	3 0
			LAST 10 GAMES								
			203 H	Idaho St.	0 3	83 A	Portland St.	1 3			
			234 H	Weber St.	1 3	124 H	Idaho	0 3			
			231 A	Montana St.	3 0	255 H	Eastern Wash.	3 1			
			246 A	Montana	3 0	75 H	North Dakota	0 3			
			97 A	Sacramento St.	0 3	199 A	Northern Ariz.	3 2			

Non-Div. I Games:

Northern Colo.

Average RPI Win:		221	WON-LOST RECORD		WINNING PCT. RANK		LAST 10 GAMES		STRENGTH OF SCHEDULE		OPP. STRENGTH OF SCHEDULE		TEAM RPI		ADJ RPI		CONF. RPI		ADJ CONF. RPI	
DIV. I ONLY			9- 10		.47368 182		5- 5		152		151		170		.49707 169		13		13	
DIV. I NON-CONF.			4- 5		.44444 202		0- 0		126		158		163		.50018 163		13		13	
TOTALS		RPI 1-25		RPI 26-50		W-L RECORDS		RPI 51-100		RPI 101-150		RPI 150+								
9- 10		0- 1		0- 0		OVERALL		0- 2		0- 6		9- 1								
4- 3		0- 0		0- 0		HOME		0- 1		0- 2		4- 0								
3- 5		0- 1		0- 0		AWAY		0- 0		0- 4		3- 0								
2- 2		0- 0		0- 0		NEUTRAL		0- 1		0- 0		2- 1								
4- 5		0- 1		0- 0		NON-CONFERENCE		0- 2		0- 1		4- 1								
1- 2		0- 0		0- 0		HOME		0- 1		0- 1		1- 0								
1- 1		0- 1		0- 0		AWAY		0- 0		0- 0		1- 0								
2- 2		0- 0		0- 0		NEUTRAL		0- 1		0- 0		2- 1								
5- 5		0- 0		0- 0		CONFERENCE		0- 0		0- 5		5- 0								
3- 1		0- 0		0- 0		HOME		0- 0		0- 1		3- 0								
2- 4		0- 0		0- 0		AWAY		0- 0		0- 4		2- 0								
0- 0		0- 0		0- 0		NEUTRAL		0- 0		0- 0		0- 0								
RPI	S	Opponent		Score		RPI	S	Opponent		Score		RPI	S	Opponent		Score				
3	A	Florida		0 3								82	N	Lipscomb		0 3				
												97	H	Sacramento St.		1 3				
												106	A	Cleveland St.		0 3				
												115	A	IUPUI		1 3				
												115	H	IUPUI		1 3				
												116	A	Green Bay		1 3				
												134	A	Oakland		1 3				
												136	H	Bowling Green		2 3				
												154	H	Ill.-Chicago		3 2				
												179	A	Duquesne		3 1				
												189	H	Seattle U		3 1				
												196	H	Milwaukee		3 1				
												212	A	Wright St.		3 1				
												212	H	Wright St.		3 2				
												256	N	Robert Morris		3 0				
												267	N	Florida A&M		1 3				
												284	A	Youngstown St.		3 1				
												306	N	Canisius		3 0				
						LAST 10 GAMES														
						115	H	IUPUI		1 3		154	H	Ill.-Chicago		3 2				
						212	A	Wright St.		3 1		134	A	Oakland		1 3				
						116	A	Green Bay		1 3		284	A	Youngstown St.		3 1				
						106	A	Cleveland St.		0 3		115	A	IUPUI		1 3				
						196	H	Milwaukee		3 1		212	H	Wright St.		3 2				

Non-Div. I Games:

Northern Ky.

Average RPI Win: 224		WON-LOST	WINNING	LAST 10	STRENGTH OF		OPP. STRENGTH	TEAM	ADJ	CONF.	ADJ CONF.		
Average RPI Loss: 170		RECORD	PCT. RANK	GAMES	SCHEDULE		OF SCHEDULE	RPI	RPI	RPI	RPI		
DIV. I ONLY		13- 9	.59091	119	7- 3		221	238	165	.49704	170	29	29
DIV. I NON-CONF.		10- 6	.625	108	4- 0		166	219	120	.52782	120	28	28
TOTALS		RPI 1-25	RPI 26-50		W-L RECORDS		RPI 51-100		RPI 101-150		RPI 150+		
13- 9	0- 0	0- 0		OVERALL		0- 2		3- 2		10- 5			
3- 1	0- 0	0- 0		HOME		0- 0		0- 1		3- 0			
4- 5	0- 0	0- 0		AWAY		0- 1		3- 0		1- 4			
6- 3	0- 0	0- 0		NEUTRAL		0- 1		0- 1		6- 1			
10- 6	0- 0	0- 0		NON-CONFERENCE		0- 2		3- 2		7- 2			
1- 1	0- 0	0- 0		HOME		0- 0		0- 1		1- 0			
3- 2	0- 0	0- 0		AWAY		0- 1		3- 0		0- 1			
6- 3	0- 0	0- 0		NEUTRAL		0- 1		0- 1		6- 1			
3- 3	0- 0	0- 0		CONFERENCE		0- 0		0- 0		3- 3			
2- 0	0- 0	0- 0		HOME		0- 0		0- 0		2- 0			
1- 3	0- 0	0- 0		AWAY		0- 0		0- 0		1- 3			
0- 0	0- 0	0- 0		NEUTRAL		0- 0		0- 0		0- 0			
RPI S	Opponent	Score	RPI S	Opponent	Score	RPI S	Opponent	Score	RPI S	Opponent	Score		
						59 A	Butler	0 3	108 H	Hofstra	2 3		
						92 N	American	1 3	120 A	Harvard	3 1		
									133 A	Colgate	3 1		
									134 N	Oakland	0 3		
									137 A	St. John's (NY)	3 2		
									158 N	Cornell	3 1		
									178 A	Bryant	1 3		
									192 N	Sacred Heart	3 0		
									201 A	Albany (NY)	1 3		
									209 N	Eastern Mich.	3 2		
									213 A	New Hampshire	2 3		
									221 H	UMBC	3 0		
									251 N	La Salle	3 1		
									256 N	Robert Morris	1 3		
									278 N	Brown	3 0		
									287 H	Iona	3 1		
									289 A	Binghamton	2 3		
									299 H	Hartford	3 1		
									300 A	UMass Lowell	3 0		
									332 N	Manhattan	3 0		
LAST 10 GAMES													
						201 A	Albany (NY)	1 3	221 H	UMBC	3 0		
						289 A	Binghamton	2 3	299 H	Hartford	3 1		
						287 H	Iona	3 1	137 A	St. John's (NY)	3 2		
						300 A	UMass Lowell	3 0	158 N	Cornell	3 1		
						213 A	New Hampshire	2 3	133 A	Colgate	3 1		

Non-Div. I Games:

Stony Brook

[illegible]

Non-Div. I Games:

A&M-Corpus Christi

Average RPI Win: 247		WON-LOST	WINNING	LAST 10	STRENGTH OF		OPP. STRENGTH	TEAM	ADJ	CONF.	ADJ CONF.
Average RPI Loss: 119		RECORD	PCT. RANK	GAMES	SCHEDULE		OF SCHEDULE	RPI	RPI	RPI	RPI
DIV. I ONLY		12- 12	.5	160	5- 5		166	216	173	.49563	172
DIV. I NON-CONF.		7- 7	.5	158	0- 0		139	199	150	.50765	150
TOTALS		RPI 1-25	RPI 26-50		W-L RECORDS		RPI 51-100		RPI 101-150		RPI 150+
12- 12	0- 1	0- 2		OVERALL		0- 3		1- 2		11- 4	
7- 4	0- 0	0- 0		HOME		0- 0		1- 2		6- 2	
3- 5	0- 0	0- 1		AWAY		0- 2		0- 0		3- 2	
2- 3	0- 1	0- 1		NEUTRAL		0- 1		0- 0		2- 0	
7- 7	0- 1	0- 2		NON-CONFERENCE		0- 2		1- 1		6- 1	
4- 2	0- 0	0- 0		HOME		0- 0		1- 1		3- 1	
1- 2	0- 0	0- 1		AWAY		0- 1		0- 0		1- 0	
2- 3	0- 1	0- 1		NEUTRAL		0- 1		0- 0		2- 0	
5- 5	0- 0	0- 0		CONFERENCE		0- 1		0- 1		5- 3	
3- 2	0- 0	0- 0		HOME		0- 0		0- 1		3- 1	
2- 3	0- 0	0- 0		AWAY		0- 1		0- 0		2- 2	
0- 0	0- 0	0- 0		NEUTRAL		0- 0		0- 0		0- 0	
RPI S	Opponent	Score		RPI S	Opponent	Score		RPI S	Opponent	Score	
23 N	Illinois	1	3	44 N	Washington St.	0	3	56 A	Ole Miss	0	3
				48 A	Missouri St.	0	3	75 N	North Dakota	0	3
								93 A	Furman	0	3
								103 H	SIUE	3	1
								127 H	ETSU	2	3
								142 H	Murray St.	1	3
								155 A	Wofford	2	3
								163 A	UNCG	2	3
								163 H	UNCG	3	0
								188 H	Sam Houston St.	3	0
								237 A	Western Caro.	3	0
								237 H	Western Caro.	2	3
								242 H	Samford	3	1
								262 H	Georgia St.	2	3
								263 H	Mercer	3	0
								267 N	Florida A&M	3	1
								280 A	Middle Tenn.	3	1
								283 N	Louisiana Tech	3	0
								304 A	The Citadel	3	0
								311 H	La.-Monroe	3	0
								325 H	Jackson St.	3	0
LAST 10 GAMES											
163 A	UNCG	2	3	242 H	Samford	3	1				
237 A	Western Caro.	3	0	93 A	Furman	0	3				
155 A	Wofford	2	3	304 A	The Citadel	3	0				
127 H	ETSU	2	3	163 H	UNCG	3	0				
263 H	Mercer	3	0	237 H	Western Caro.	2	3				

Non-Div. I Games:

Chattanooga

x
a
v
i
e
r

Xavier

Average RPI Win:	272	WON-LOST RECORD	WINNING PCT. RANK	LAST 10 GAMES	STRENGTH OF SCHEDULE	OPP. STRENGTH OF SCHEDULE	TEAM RPI	ADJ RPI	CONF. RPI	ADJ CONF. RPI		
Average RPI Loss:	140											
DIV. I ONLY		16- 8	.66667	80	6- 4	287	274	171	.49413	174	21	22
DIV. I NON-CONF.		10- 4	.71429	73	0- 0	291	304	170	.49331	178	23	23
<hr/>												
TOTALS	RPI 1-25	RPI 26-50		W-L RECORDS		RPI 51-100		RPI 101-150		RPI 150+		
16- 8	0- 0	0- 1		OVERALL		0- 3		0- 0		16- 4		
7- 2	0- 0	0- 0		HOME		0- 2		0- 0		7- 0		
6- 3	0- 0	0- 0		AWAY		0- 1		0- 0		6- 2		
3- 3	0- 0	0- 1		NEUTRAL		0- 0		0- 0		3- 2		
<hr/>												
10- 4	0- 0	0- 1		NON-CONFERENCE		0- 1		0- 0		10- 2		
4- 0	0- 0	0- 0		HOME		0- 0		0- 0		4- 0		
3- 1	0- 0	0- 0		AWAY		0- 1		0- 0		3- 0		
3- 3	0- 0	0- 1		NEUTRAL		0- 0		0- 0		3- 2		
<hr/>												
6- 4	0- 0	0- 0		CONFERENCE		0- 2		0- 0		6- 2		
3- 2	0- 0	0- 0		HOME		0- 2		0- 0		3- 0		
3- 2	0- 0	0- 0		AWAY		0- 0		0- 0		3- 2		
0- 0	0- 0	0- 0		NEUTRAL		0- 0		0- 0		0- 0		
<hr/>												
RPI	S	Opponent	Score	RPI	S	Opponent	Score	RPI	S	Opponent	Score	
				27	N	Oregon St.	0 3	52	H	High Point	0 3	
								65	A	North Texas	0 3	
								73	H	Radford	1 3	

Non-Div. I Games:

Campbell

Average RPI Win: 192		WON-LOST RECORD	WINNING PCT. RANK		LAST 10 GAMES		STRENGTH OF SCHEDULE		OPP. STRENGTH OF SCHEDULE		TEAM RPI	ADJ RPI	CONF. RPI	ADJ CONF. RPI	
Average RPI Loss: 113															
DIV. I ONLY		10- 11	.47619	176	4- 6		182		98		176	.49353	175	9	9
DIV. I NON-CONF.		6- 6	.5	158	0- 1		242		109		199	.47864	199	8	8
TOTALS		RPI 1-25	RPI 26-50		W-L RECORDS		RPI 51-100		RPI 101-150		RPI 150+				
10- 11	0- 0	0- 3		OVERALL		0- 4		3- 1		7- 3					
5- 2	0- 0	0- 2		HOME		0- 0		2- 0		3- 0					
3- 6	0- 0	0- 1		AWAY		0- 2		1- 1		2- 2					
2- 3	0- 0	0- 0		NEUTRAL		0- 2		0- 0		2- 1					
6- 6	0- 0	0- 0		NON-CONFERENCE		0- 3		2- 1		4- 2					
3- 0	0- 0	0- 0		HOME		0- 0		2- 0		1- 0					
1- 3	0- 0	0- 0		AWAY		0- 1		0- 1		1- 1					
2- 3	0- 0	0- 0		NEUTRAL		0- 2		0- 0		2- 1					
4- 5	0- 0	0- 3		CONFERENCE		0- 1		1- 0		3- 1					
2- 2	0- 0	0- 2		HOME		0- 0		0- 0		2- 0					
2- 3	0- 0	0- 1		AWAY		0- 1		1- 0		1- 1					
0- 0	0- 0	0- 0		NEUTRAL		0- 0		0- 0		0- 0					
RPI S	Opponent	Score	RPI S	Opponent	Score	RPI S	Opponent	Score	RPI S	Opponent	Score				
			26 A	Cal Poly	0 3	58 A	UC Irvine	1 3	101 H	Northeastern	3 0				
			26 H	Cal Poly	0 3	83 N	Portland St.	1 3	107 H	Pepperdine	3 1				
			49 H	Hawaii	2 3	83 N	Portland St.	0 3	135 A	UC Davis	3 2				
						95 A	Portland	1 3	149 A	Saint Mary's (CA)	0 3				
									151 A	San Diego St.	3 0				
									194 N	Eastern Ky.	2 3				
									197 A	UC Santa Barbara	0 3				
									197 H	UC Santa Barbara	3 1				
									215 N	Fresno St.	3 2				
									229 H	Long Beach St.	3 1				
									234 H	Weber St.	3 0				
									260 N	UTEP	3 0				
									286 A	San Francisco	2 3				
									292 A	Cal St. Fullerton	3 1				
LAST 10 GAMES															
			197 A	UC Santa Barbara	0 3	26 H	Cal Poly	0 3							
			26 A	Cal Poly	0 3	197 H	UC Santa Barbara	3 1							
			49 H	Hawaii	2 3	229 H	Long Beach St.	3 1							
			58 A	UC Irvine	1 3	292 A	Cal St. Fullerton	3 1							
			135 A	UC Davis	3 2	95 A	Portland	1 3							

Non-Div. I Games:

CSUN

Average RPI Win: 225		WON-LOST RECORD	WINNING PCT. RANK	LAST 10 GAMES	STRENGTH OF SCHEDULE	OPP. STRENGTH OF SCHEDULE	TEAM RPI	ADJ RPI	CONF. RPI	ADJ CONF. RPI	
Average RPI Loss: 108											
DIV. I ONLY		10- 12	.45455 190	3- 7	157	127	177	.49334 176	8	8	
DIV. I NON-CONF.		7- 5	.58333 126	0- 0	182	177	138	.51461 138	9	9	
<hr/>											
TOTALS	RPI 1-25	RPI 26-50		W-L RECORDS	RPI 51-100		RPI 101-150		RPI 150+		
10- 12	0- 1	0- 1		OVERALL	0- 4		2- 4		8- 2		
3- 6	0- 1	0- 1		HOME	0- 1		0- 3		3- 0		
3- 4	0- 0	0- 0		AWAY	0- 1		2- 1		1- 2		
4- 2	0- 0	0- 0		NEUTRAL	0- 2		0- 0		4- 0		
<hr/>											
7- 5	0- 0	0- 1		NON-CONFERENCE	0- 3		1- 0		6- 1		
2- 1	0- 0	0- 1		HOME	0- 0		0- 0		2- 0		
1- 2	0- 0	0- 0		AWAY	0- 1		1- 0		0- 1		
4- 2	0- 0	0- 0		NEUTRAL	0- 2		0- 0		4- 0		
<hr/>											
3- 7	0- 1	0- 0		CONFERENCE	0- 1		1- 4		2- 1		
1- 5	0- 1	0- 0		HOME	0- 1		0- 3		1- 0		
2- 2	0- 0	0- 0		AWAY	0- 0		1- 1		1- 1		
0- 0	0- 0	0- 0		NEUTRAL	0- 0		0- 0		0- 0		
<hr/>											
RPI S	Opponent	Score	RPI S	Opponent	Score	RPI S	Opponent	Score	RPI S	Opponent	Score
18 H	Wichita St.	0 3	28 H	LSU	2 3	61 N	Princeton	1 3	112 A	UCF	0 3
						62 A	Villanova	0 3	113 H	Cincinnati	1 3
						77 H	SMU	0 3	132 A	Tulane	3 1
						97 N	Sacramento St.	2 3	137 A	St. John's (NY)	3 0
									140 H	Tulsa	0 3
									150 H	East Carolina	1 3
									181 A	South Fla.	3 0
									195 A	Houston	0 3
									201 N	Albany (NY)	3 0
									213 N	New Hampshire	3 1
									243 A	Bradley	0 3
									257 H	Memphis	3 1
									268 N	UMKC	3 0
									270 N	Grand Canyon	3 0
									287 H	Iona	3 0
									299 H	Hartford	3 0
<hr/>											
			LAST 10 GAMES								
			140 H Tulsa			0 3	113 H Cincinnati			1 3	
			77 H SMU			0 3	132 A Tulane			3 1	
			181 A South Fla.			3 0	195 A Houston			0 3	
			112 A UCF			0 3	18 H Wichita St.			0 3	
			150 H East Carolina			1 3	257 H Memphis			3 1	

Non-Div. I Games:

UConn

Average RPI Win: 186		WON-LOST	WINNING	LAST 10	STRENGTH OF		OPP. STRENGTH	TEAM	ADJ	CONF.	ADJ CONF.
Average RPI Loss: 85		RECORD	PCT. RANK	GAMES	SCHEDULE		OF SCHEDULE	RPI	RPI	RPI	RPI
DIV. I ONLY		6- 19	.24	296	5- 5		46	88	183	.49305	177
DIV. I NON-CONF.		1- 14	.06667	318	0- 0		7	44	177	.49596	171
TOTALS		RPI 1-25	RPI 26-50		W-L RECORDS		RPI 51-100		RPI 101-150		RPI 150+
6- 19	0- 2	0- 6		OVERALL		0- 4		2- 4		4- 3	
3- 5	0- 0	0- 1		HOME		0- 2		1- 0		2- 2	
3- 9	0- 1	0- 3		AWAY		0- 0		1- 3		2- 1	
0- 5	0- 1	0- 1		NEUTRAL		0- 2		0- 1		0- 0	
1- 14	0- 2	0- 6		NON-CONFERENCE		0- 4		1- 1		0- 1	
1- 3	0- 0	0- 1		HOME		0- 2		1- 0		0- 0	
0- 6	0- 1	0- 4		AWAY		0- 0		0- 0		0- 1	
0- 5	0- 1	0- 1		NEUTRAL		0- 2		0- 1		0- 0	
5- 5	0- 0	0- 0		CONFERENCE		0- 0		1- 3		4- 2	
2- 2	0- 0	0- 0		HOME		0- 0		0- 0		2- 2	
3- 3	0- 0	0- 0		AWAY		0- 0		1- 3		2- 0	
0- 0	0- 0	0- 0		NEUTRAL		0- 0		0- 0		0- 0	
RPI S	Opponent	Score		RPI S	Opponent	Score		RPI S	Opponent	Score	
10 A	Oregon	0	3	26 H	Cal Poly	0	3	52 H	High Point	1	3
19 N	Iowa St.	0	3	31 A	Ohio St.	1	3	54 H	Dayton	1	3
				35 N	Western Ky.	0	3	54 N	Dayton	0	3
				42 A	Iowa	0	3	80 N	Loyola Marymount	1	3
				42 A	Iowa	0	3				
				46 A	UNI	0	3				
				LAST 10 GAMES							
				218 H	Kent St.	3	0	219 A	Toledo	3	1
				159 H	Ohio	1	3	183 H	Central Mich.	3	1
				266 A	Akron	3	2	209 H	Eastern Mich.	2	3
				141 A	Buffalo	0	3	136 A	Bowling Green	2	3
				114 A	Ball St.	3	2	139 A	Western Mich.	1	3

Non-Div. I Games:

Northern Ill.

Average RPI Win: 234		WON-LOST	WINNING	LAST 10	STRENGTH OF		OPP. STRENGTH	TEAM	ADJ	CONF.	ADJ CONF.
Average RPI Loss: 178		RECORD	PCT. RANK	GAMES	SCHEDULE		OF SCHEDULE	RPI	RPI	RPI	RPI
DIV. I ONLY		15- 10	.6 117	7- 3	231		273	175	.49278	178	28
DIV. I NON-CONF.		9- 8	.52941 157	1- 1	255		244	210	.46763	212	29
TOTALS		RPI 1-25	RPI 26-50	W-L RECORDS	RPI 51-100		RPI 101-150	RPI 150+			
15- 10	0- 0		0- 0	OVERALL	0- 2		2- 2	13- 6			
10- 1	0- 0		0- 0	HOME	0- 0		1- 0	9- 1			
2- 6	0- 0		0- 0	AWAY	0- 0		0- 1	2- 5			
3- 3	0- 0		0- 0	NEUTRAL	0- 2		1- 1	2- 0			
9- 8	0- 0		0- 0	NON-CONFERENCE	0- 2		1- 2	8- 4			
6- 0	0- 0		0- 0	HOME	0- 0		0- 0	6- 0			
0- 5	0- 0		0- 0	AWAY	0- 0		0- 1	0- 4			
3- 3	0- 0		0- 0	NEUTRAL	0- 2		1- 1	2- 0			
6- 2	0- 0		0- 0	CONFERENCE	0- 0		1- 0	5- 2			
4- 1	0- 0		0- 0	HOME	0- 0		1- 0	3- 1			
2- 1	0- 0		0- 0	AWAY	0- 0		0- 0	2- 1			
0- 0	0- 0		0- 0	NEUTRAL	0- 0		0- 0	0- 0			
RPI S	Opponent	Score	RPI S	Opponent	Score	RPI S	Opponent	Score	RPI S	Opponent	Score
						61 N	Princeton	0 3	108 A	Hofstra	0 3
						65 N	North Texas	0 3	111 N	Syracuse	3 2
									122 N	Drake	1 3
									143 H	LIU Brooklyn	3 2
									157 H	Providence	3 0
									160 A	Central Conn. St.	2 3
									160 H	Central Conn. St.	3 1
									161 N	UC Riverside	3 0
									170 H	Stony Brook	3 1
									192 A	Sacred Heart	3 2
									208 A	Boston College	2 3
									213 A	New Hampshire	0 3
									252 H	Saint Francis (PA)	2 3
									256 H	Robert Morris	3 0
									278 H	Brown	3 2
									289 N	Binghamton	3 1
									292 A	Cal St. Fullerton	0 3
									300 A	UMass Lowell	0 3
									308 H	St. Francis Brooklyn	3 0
									312 H	Holy Cross	3 0
									313 H	Quinnipiac	3 1
									321 A	Fairleigh Dickinson	3 1
									332 H	Manhattan	3 0
LAST 10 GAMES											
				160 A	Central Conn. St.	2 3	160 H	Central Conn. St.	3 1		
				252 H	Saint Francis (PA)	2 3	300 A	UMass Lowell	0 3		
				256 H	Robert Morris	3 0	143 H	LIU Brooklyn	3 2		
				192 A	Sacred Heart	3 2	308 H	St. Francis Brooklyn	3 0		
				321 A	Fairleigh Dickinson	3 1	157 H	Providence	3 0		

Non-Div. I Games:

Bryant

Average RPI Win: 266		WON-LOST	WINNING	LAST 10	STRENGTH OF		OPP. STRENGTH	TEAM	ADJ	CONF.	ADJ CONF.
Average RPI Loss: 102		RECORD	PCT. RANK	GAMES	SCHEDULE		OF SCHEDULE	RPI	RPI	RPI	RPI
DIV. I ONLY		10- 13	.43478	202	5- 5		129	180	178	.49258	179
DIV. I NON-CONF.		5- 9	.35714	237	0- 1		112	170	193	.48266	193
TOTALS		RPI 1-25	RPI 26-50		W-L RECORDS		RPI 51-100		RPI 101-150		RPI 150+
10- 13	0- 2	0- 1		OVERALL		0- 3		0- 2		10- 5	
7- 2	0- 0	0- 0		HOME		0- 0		0- 0		7- 2	
2- 7	0- 1	0- 0		AWAY		0- 3		0- 2		2- 1	
1- 4	0- 1	0- 1		NEUTRAL		0- 0		0- 0		1- 2	
5- 9	0- 2	0- 1		NON-CONFERENCE		0- 1		0- 2		5- 3	
3- 1	0- 0	0- 0		HOME		0- 0		0- 0		3- 1	
1- 4	0- 1	0- 0		AWAY		0- 1		0- 2		1- 0	
1- 4	0- 1	0- 1		NEUTRAL		0- 0		0- 0		1- 2	
5- 4	0- 0	0- 0		CONFERENCE		0- 2		0- 0		5- 2	
4- 1	0- 0	0- 0		HOME		0- 0		0- 0		4- 1	
1- 3	0- 0	0- 0		AWAY		0- 2		0- 0		1- 1	
0- 0	0- 0	0- 0		NEUTRAL		0- 0		0- 0		0- 0	
RPI S	Opponent	Score		RPI S	Opponent	Score		RPI S	Opponent	Score	
10 A	Oregon	0	3	26 N	Cal Poly	0	3	51 A	VCU	0	3
18 N	Wichita St.	0	3					54 A	Dayton	1	3
								59 A	Butler	0	3
								114 A	Ball St.	2	3
								136 A	Bowling Green	0	3
								152 A	Saint Louis	2	3
								154 N	Ill.-Chicago	0	3
								169 H	Northern Ky.	1	3
								173 N	Xavier	0	3
								209 H	Rhode Island	2	3
								235 H	Fordham	3	0
								247 H	George Washington	3	1
								251 H	La Salle	3	0
								252 A	Saint Francis (PA)	3	2
								256 H	Robert Morris	3	0
								259 A	Davidson	3	0
								265 H	George Mason	3	1
								269 N	Evansville	3	2
								306 H	Canisius	3	1
								319 H	Coppin St.	3	0
LAST 10 GAMES				LAST 10 GAMES				LAST 10 GAMES			
251 H	La Salle	3	0	152 A	Saint Louis	2	3	251 H	La Salle	3	0
235 H	Fordham	3	0	54 A	Dayton	1	3	235 H	Fordham	3	0
209 H	Rhode Island	2	3	247 H	George Washington	3	1	209 H	Rhode Island	2	3
259 A	Davidson	3	0	265 H	George Mason	3	1	259 A	Davidson	3	0
51 A	VCU	0	3	59 A	Butler	0	3	51 A	VCU	0	3

Non-Div. I Games:

Duquesne

Average RPI Win:	229	WON-LOST	WINNING	LAST 10	STRENGTH OF	OPP. STRENGTH	TEAM	ADJ	CONF.	ADJ CONF.	
Average RPI Loss:	138	RECORD	PCT. RANK	GAMES	SCHEDULE	OF SCHEDULE	RPI	RPI	RPI	RPI	
DIV. I ONLY	12- 11	.52174	155	5- 5	206	204	179	.49252	180	16	15
DIV. I NON-CONF.	8- 5	.61538	110	1- 0	215	212	149	.50777	149	14	14
<hr/>											
TOTALS	RPI 1-25	RPI 26-50		W-L RECORDS	RPI 51-100		RPI 101-150		RPI 150+		
12- 11	0- 0	0- 3		OVERALL	0- 0		1- 4		11- 4		
3- 3	0- 0	0- 1		HOME	0- 0		0- 1		3- 1		
6- 4	0- 0	0- 2		AWAY	0- 0		1- 1		5- 1		
3- 4	0- 0	0- 0		NEUTRAL	0- 0		0- 2		3- 2		
<hr/>											
8- 5	0- 0	0- 1		NON-CONFERENCE	0- 0		0- 2		8- 2		
2- 0	0- 0	0- 0		HOME	0- 0		0- 0		2- 0		
3- 1	0- 0	0- 1		AWAY	0- 0		0- 0		3- 0		
3- 4	0- 0	0- 0		NEUTRAL	0- 0		0- 2		3- 2		
<hr/>											
4- 6	0- 0	0- 2		CONFERENCE	0- 0		1- 2		3- 2		
1- 3	0- 0	0- 1		HOME	0- 0		0- 1		1- 1		
3- 3	0- 0	0- 1		AWAY	0- 0		1- 1		2- 1		
0- 0	0- 0	0- 0		NEUTRAL	0- 0		0- 0		0- 0		
<hr/>											
RPI S	Opponent	Score	RPI S	Opponent	Score	RPI S	Opponent	Score	RPI S	Opponent	Score
			30 A	Notre Dame	1 3				118 A	Illinois St.	2 3
			46 A	UNI	2 3				122 A	Drake	3 0
			46 H	UNI	1 3				122 H	Drake	0 3
									130 N	New Mexico St.	1 3
									137 N	St. John's (NY)	0 3
									158 A	Cornell	3 1
									190 N	McNeese	3 1
									193 H	Eastern Ill.	3 1
									199 N	Northern Ariz.	0 3
									204 H	Fort Wayne	3 0
									205 N	CSU Bakersfield	1 3
									209 N	Rhode Island	3 0
									233 A	Southern Ill.	1 3
									243 A	Bradley	3 0
									254 H	Indiana St.	0 3
									261 A	Loyola Chicago	3 1
									269 H	Evansville	3 0
									289 N	Binghamton	3 1
									296 A	Western Ill.	3 0
									314 A	South Dakota St.	3 0
			LAST 10 GAMES								
			46 A	UNI	2 3	118 A	Illinois St.	2 3			
			122 A	Drake	3 0	243 A	Bradley	3 0			
			204 H	Fort Wayne	3 0	261 A	Loyola Chicago	3 1			
			269 H	Evansville	3 0	233 A	Southern Ill.	1 3			
			254 H	Indiana St.	0 3	122 H	Drake	0 3			

Non-Div. I Games:

Valparaiso

Average RPI Win: 238		WON-LOST RECORD		WINNING PCT. RANK		LAST 10 GAMES		STRENGTH OF SCHEDULE		OPP. STRENGTH OF SCHEDULE		TEAM RPI		ADJ RPI		CONF. RPI		ADJ CONF. RPI	
DIV. I ONLY		8- 12		.4 223		4- 6		102		175		180		.49208 181		8		8	
DIV. I NON-CONF.		5- 5		.5 158		1- 0		124		239		153		.5065 152		9		9	
TOTALS		RPI 1-25		RPI 26-50		W-L RECORDS		RPI 51-100		RPI 101-150		RPI 150+							
8- 12		0- 1		0- 1		OVERALL		0- 5		2- 2		6- 3							
2- 6		0- 0		0- 1		HOME		0- 2		0- 2		2- 1							
4- 4		0- 1		0- 0		AWAY		0- 1		2- 0		2- 2							
2- 2		0- 0		0- 0		NEUTRAL		0- 2		0- 0		2- 0							
5- 5		0- 0		0- 1		NON-CONFERENCE		0- 3		0- 0		5- 1							
2- 2		0- 0		0- 1		HOME		0- 1		0- 0		2- 0							
1- 1		0- 0		0- 0		AWAY		0- 0		0- 0		1- 1							
2- 2		0- 0		0- 0		NEUTRAL		0- 2		0- 0		2- 0							
3- 7		0- 1		0- 0		CONFERENCE		0- 2		2- 2		1- 2							
0- 4		0- 0		0- 0		HOME		0- 1		0- 2		0- 1							
3- 3		0- 1		0- 0		AWAY		0- 1		2- 0		1- 1							
0- 0		0- 0		0- 0		NEUTRAL		0- 0		0- 0		0- 0							
RPI	S	Opponent		Score		RPI	S	Opponent		Score		RPI	S	Opponent		Score			
18	A	Wichita St.		0 3		28	H	LSU		0 3		66	H	Northwestern		1 3			
												67	N	Austin Peay		1 3			
												76	H	Temple		0 3			
												77	A	SMU		1 3			
												91	N	SFA		1 3			
												113	H	Cincinnati		0 3			
												132	A	Tulane		3 0			
												140	A	Tulsa		3 2			
												150	H	East Carolina		1 3			
												162	A	Jacksonville		3 0			
												176	H	UConn		0 3			
												185	A	Mississippi St.		0 3			
												195	A	Houston		0 3			
												257	A	Memphis		3 2			
												273	H	Bethune-Cookman		3 1			
												298	N	Presbyterian		3 1			
												318	H	Ark.-Pine Bluff		3 0			
												324	N	Grambling		3 0			
LAST 10 GAMES																			
195 A Houston						0 3		77 A SMU						1 3					
132 A Tulane						3 0		257 A Memphis						3 2					
176 H UConn						0 3		18 A Wichita St.						0 3					
76 H Temple						0 3		273 H Bethune-Cookman						3 1					
140 A Tulsa						3 2		150 H East Carolina						1 3					

Non-Div. I Games:

South Fla.

Average RPI Win:	199	WON-LOST RECORD	WINNING PCT. RANK	LAST 10 GAMES	STRENGTH OF SCHEDULE	OPP. STRENGTH OF SCHEDULE	TEAM RPI	ADJ RPI	CONF. RPI	ADJ CONF. RPI	
Average RPI Loss:	146										
DIV. I ONLY	12- 10	.54545	140	4- 6	245	131	181	.49178	182	11	11
DIV. I NON-CONF.	8- 4	.66667	84	0- 0	273	166	158	.5031	158	10	10
<hr/>											
TOTALS	RPI 1-25	RPI 26-50		W-L RECORDS	RPI 51-100		RPI 101-150		RPI 150+		
12- 10	0- 0	0- 2		OVERALL	1- 1		1- 1		10- 6		
5- 4	0- 0	0- 1		HOME	1- 1		1- 0		3- 2		
4- 5	0- 0	0- 1		AWAY	0- 0		0- 0		4- 4		
3- 1	0- 0	0- 0		NEUTRAL	0- 0		0- 1		3- 0		
<hr/>											
8- 4	0- 0	0- 1		NON-CONFERENCE	0- 0		1- 1		7- 2		
2- 2	0- 0	0- 0		HOME	0- 0		1- 0		1- 2		
3- 1	0- 0	0- 1		AWAY	0- 0		0- 0		3- 0		
3- 1	0- 0	0- 0		NEUTRAL	0- 0		0- 1		3- 0		
<hr/>											
4- 6	0- 0	0- 1		CONFERENCE	1- 1		0- 0		3- 4		
3- 2	0- 0	0- 1		HOME	1- 1		0- 0		2- 0		
1- 4	0- 0	0- 0		AWAY	0- 0		0- 0		1- 4		
0- 0	0- 0	0- 0		NEUTRAL	0- 0		0- 0		0- 0		
<hr/>											
RPI S	Opponent	Score	RPI S	Opponent	Score	RPI S	Opponent	Score	RPI S	Opponent	Score
			32 H	Colorado St.	0 3	88 H	Boise St.	3 0	102 N	Arizona St.	0 3
			40 A	Arkansas	0 3	98 H	Wyoming	0 3	129 H	Pacific	3 2
									151 A	San Diego St.	1 3
									151 H	San Diego St.	3 1
									166 A	UNLV	3 1
									167 A	New Mexico	0 3
									197 H	UC Santa Barbara	3 0
									199 A	Northern Ariz.	3 1
									202 H	Utah Valley	1 3
									205 N	CSU Bakersfield	3 0
									205 N	CSU Bakersfield	3 1
									215 A	Fresno St.	1 3
									215 H	Fresno St.	3 1
									222 A	Air Force	1 3
									231 H	Montana St.	1 3
									234 A	Weber St.	3 0
									293 A	Southern Utah	3 1
									311 N	La.-Monroe	3 0
			LAST 10 GAMES								
			151 A	San Diego St.	1 3	98 H	Wyoming	0 3			
			215 A	Fresno St.	1 3	167 A	New Mexico	0 3			
			222 A	Air Force	1 3	166 A	UNLV	3 1			
			88 H	Boise St.	3 0	215 H	Fresno St.	3 1			
			32 H	Colorado St.	0 3	151 H	San Diego St.	3 1			

Non-Div. I Games:

Utah St.

Average RPI Win:	227	WON-LOST	WINNING	LAST 10	STRENGTH OF	OPP. STRENGTH	TEAM	ADJ	CONF.	ADJ CONF.									
Average RPI Loss:	122	RECORD	PCT. RANK	GAMES	SCHEDULE	OF SCHEDULE	RPI	RPI	RPI	RPI									
DIV. I ONLY	11- 11	.5	160	3- 7	208	155	182	.49092	183	14	14								
DIV. I NON-CONF.	8- 4	.66667	84	0- 0	175	159	110	.53907	110	11	11								
<hr/>																			
TOTALS	RPI 1-25	RPI 26-50		W-L RECORDS	RPI 51-100		RPI 101-150		RPI 150+										
11- 11	0- 1	0- 1		OVERALL	0- 1		1- 5		10- 3										
4- 4	0- 0	0- 0		HOME	0- 0		1- 3		3- 1										
3- 5	0- 0	0- 1		AWAY	0- 1		0- 2		3- 1										
4- 2	0- 1	0- 0		NEUTRAL	0- 0		0- 0		4- 1										
<hr/>																			
8- 4	0- 1	0- 1		NON-CONFERENCE	0- 0		1- 1		7- 1										
2- 1	0- 0	0- 0		HOME	0- 0		1- 1		1- 0										
2- 1	0- 0	0- 1		AWAY	0- 0		0- 0		2- 0										
4- 2	0- 1	0- 0		NEUTRAL	0- 0		0- 0		4- 1										
<hr/>																			
3- 7	0- 0	0- 0		CONFERENCE	0- 1		0- 4		3- 2										
2- 3	0- 0	0- 0		HOME	0- 0		0- 2		2- 1										
1- 4	0- 0	0- 0		AWAY	0- 1		0- 2		1- 1										
0- 0	0- 0	0- 0		NEUTRAL	0- 0		0- 0		0- 0										
<hr/>																			
RPI S	Opponent	Score		RPI S	Opponent	Score		RPI S	Opponent	Score									
13 N	Michigan St.	0 3		30 A	Notre Dame	0 3		70 A	Miami (OH)	1 3									
								106 H	Cleveland St.	0 3									
								114 H	Ball St.	0 3									
								115 H	IUPUI	3 0									
								136 A	Bowling Green	0 3									
								139 A	Western Mich.	1 3									
								141 H	Buffalo	0 3									
								156 A	Army West Point	3 2									
								174 N	Campbell	3 0									
								177 A	Northern Ill.	1 3									
								200 N	Penn	1 3									
								209 A	Eastern Mich.	3 2									
								218 H	Kent St.	0 3									
								219 H	Toledo	3 2									
								233 N	Southern Ill.	3 0									
								254 H	Indiana St.	3 2									
								265 A	George Mason	3 1									
								266 H	Akron	3 0									
								299 N	Hartford	3 1									
								308 N	St. Francis Brooklyn	3 0									
								LAST 10 GAMES											
												266 H	Akron	3 0		209 A	Eastern Mich.	3 2	
												141 H	Buffalo	0 3		177 A	Northern Ill.	1 3	
				136 A	Bowling Green	0 3		139 A	Western Mich.	1 3									
				70 A	Miami (OH)	1 3		114 H	Ball St.	0 3									
				218 H	Kent St.	0 3		219 H	Toledo	3 2									

Non-Div. I Games:

Central Mich.

Average RPI Win:	256	WON-LOST	WINNING	LAST 10	STRENGTH OF	OPP. STRENGTH	TEAM	ADJ	CONF.	ADJ CONF.	
Average RPI Loss:	131	RECORD	PCT. RANK	GAMES	SCHEDULE	OF SCHEDULE	RPI	RPI	RPI	RPI	
DIV. I ONLY	15- 9	.625	101	8- 2	288	228	184	.48979	184	24	24
DIV. I NON-CONF.	7- 7	.5	158	1- 0	238	227	208	.47048	208	22	22
<hr/>											
TOTALS	RPI 1-25	RPI 26-50		W-L RECORDS		RPI 51-100		RPI 101-150		RPI 150+	
15- 9	0- 0	0- 0		OVERALL		1- 3		1- 4		13- 2	
9- 3	0- 0	0- 0		HOME		1- 0		1- 3		7- 0	
5- 3	0- 0	0- 0		AWAY		0- 2		0- 1		5- 0	
1- 3	0- 0	0- 0		NEUTRAL		0- 1		0- 0		1- 2	
<hr/>											
7- 7	0- 0	0- 0		NON-CONFERENCE		0- 2		1- 3		6- 2	
5- 2	0- 0	0- 0		HOME		0- 0		1- 2		4- 0	
1- 2	0- 0	0- 0		AWAY		0- 1		0- 1		1- 0	
1- 3	0- 0	0- 0		NEUTRAL		0- 1		0- 0		1- 2	
<hr/>											
8- 2	0- 0	0- 0		CONFERENCE		1- 1		0- 1		7- 0	
4- 1	0- 0	0- 0		HOME		1- 0		0- 1		3- 0	
4- 1	0- 0	0- 0		AWAY		0- 1		0- 0		4- 0	
0- 0	0- 0	0- 0		NEUTRAL		0- 0		0- 0		0- 0	
<hr/>											
RPI S	Opponent	Score	RPI S	Opponent	Score	RPI S	Opponent	Score	RPI S	Opponent	Score
						69 N	California	1 3	119 H	Coastal Caro.	2 3
						89 A	Rice	0 3	123 H	Houston Baptist	1 3
						99 A	Arkansas St.	1 3	132 H	Tulane	0 3
						99 H	Arkansas St.	3 2	132 H	Tulane	3 1
									148 A	Southern Miss.	0 3
									185 N	Mississippi St.	2 3
									209 N	Eastern Mich.	3 1
									212 N	Wright St.	0 3
									236 H	Jacksonville St.	3 1
									244 H	Appalachian St.	3 0
									258 A	Little Rock	3 2
									258 H	Little Rock	3 1
									262 A	Georgia St.	3 0
									285 A	Chicago St.	3 1
									290 A	Ga. Southern	3 1
									303 H	Southeastern La.	3 0
									310 H	Nicholls St.	3 1
									311 A	La.-Monroe	3 1
									311 H	La.-Monroe	3 0
			331 H	Mississippi Val.	3 0						
<hr/>											
			LAST 10 GAMES								
			119 H Coastal Caro.			2 3	311 A La.-Monroe			3 1	
			244 H Appalachian St.			3 0	303 H Southeastern La.			3 0	
			99 A Arkansas St.			1 3	258 H Little Rock			3 1	
			258 A Little Rock			3 2	99 H Arkansas St.			3 2	
			311 H La.-Monroe			3 0	262 A Georgia St.			3 0	

Non-Div. I Games:

Louisiana

Average RPI Win: 236		WON-LOST	WINNING	LAST 10	STRENGTH OF	OPP. STRENGTH	TEAM	ADJ	CONF.	ADJ CONF.				
Average RPI Loss: 82		RECORD	PCT. RANK	GAMES	SCHEDULE	OF SCHEDULE	RPI	RPI	RPI	RPI				
DIV. I ONLY		9- 15	.375	238	1- 9	122	99	186	.48902	185	3	4		
DIV. I NON-CONF.		9- 6	.6	119	1- 0	196	233	147	.50925	147	3	3		
<hr/>														
TOTALS		RPI 1-25		RPI 26-50		W-L RECORDS		RPI 51-100		RPI 101-150		RPI 150+		
9- 15		0- 1		0- 4		OVERALL		1- 6		0- 2		8- 2		
5- 7		0- 1		0- 0		HOME		0- 4		0- 2		5- 0		
1- 6		0- 0		0- 4		AWAY		1- 1		0- 0		0- 1		
3- 2		0- 0		0- 0		NEUTRAL		0- 1		0- 0		3- 1		
9- 6		0- 0		0- 0		NON-CONFERENCE		1- 3		0- 1		8- 2		
5- 3		0- 0		0- 0		HOME		0- 2		0- 1		5- 0		
1- 1		0- 0		0- 0		AWAY		1- 0		0- 0		0- 1		
3- 2		0- 0		0- 0		NEUTRAL		0- 1		0- 0		3- 1		
0- 9		0- 1		0- 4		CONFERENCE		0- 3		0- 1		0- 0		
0- 4		0- 1		0- 0		HOME		0- 2		0- 1		0- 0		
0- 5		0- 0		0- 4		AWAY		0- 1		0- 0		0- 0		
0- 0		0- 0		0- 0		NEUTRAL		0- 0		0- 0		0- 0		
RPI	S	Opponent		Score	RPI	S	Opponent		Score	RPI	S	Opponent		Score
4	H	Kentucky		0 3	28	A	LSU		0 3	56	H	Ole Miss		0 3
					40	A	Arkansas		0 3	57	A	Tennessee		1 3
					41	A	Texas A&M		0 3	65	H	North Texas		0 3
					50	A	Missouri		0 3	72	H	Georgia		0 3
										77	A	SMU		3 2
										89	N	Rice		1 3
										91	H	SFA		0 3

Non-Div. I Games:

Mississippi St.

Average RPI Win: 209		WON-LOST	WINNING	LAST 10	STRENGTH OF	OPP. STRENGTH	TEAM	ADJ	CONF.	ADJ CONF.					
Average RPI Loss: 112		RECORD	PCT. RANK	GAMES	SCHEDULE	OF SCHEDULE	RPI	RPI	RPI	RPI					
DIV. I ONLY		8- 15	.34783	247	2- 8	79	171	185	.48821	186	10	10			
DIV. I NON-CONF.		6- 6	.5	158	0- 0	157	184	159	.50308	159	12	12			
<hr/>															
TOTALS		RPI 1-25		RPI 26-50		W-L RECORDS		RPI 51-100		RPI 101-150		RPI 150+			
8- 15		0- 0		0- 1		OVERALL		0- 7		3- 4		5- 3			
7- 5		0- 0		0- 0		HOME		0- 3		2- 1		5- 1			
0- 8		0- 0		0- 0		AWAY		0- 3		0- 3		0- 2			
1- 2		0- 0		0- 1		NEUTRAL		0- 1		1- 0		0- 0			
6- 6		0- 0		0- 1		NON-CONFERENCE		0- 3		2- 0		4- 2			
5- 1		0- 0		0- 0		HOME		0- 0		1- 0		4- 1			
0- 3		0- 0		0- 0		AWAY		0- 2		0- 0		0- 1			
1- 2		0- 0		0- 1		NEUTRAL		0- 1		1- 0		0- 0			
2- 9		0- 0		0- 0		CONFERENCE		0- 4		1- 4		1- 1			
2- 4		0- 0		0- 0		HOME		0- 3		1- 1		1- 0			
0- 5		0- 0		0- 0		AWAY		0- 1		0- 3		0- 1			
0- 0		0- 0		0- 0		NEUTRAL		0- 0		0- 0		0- 0			
RPI	S	Opponent	Score	RPI	S	Opponent	Score	RPI	S	Opponent	Score				
				38	N	NC State	2 3	52	A	High Point	0 3	101	A	Northeastern	1 3
								60	H	Col. of Charleston	1 3	101	H	Northeastern	3 0
								64	A	James Madison	1 3	108	A	Hofstra	1 3
								64	H	James Madison	0 3	108	H	Hofstra	2 3
								66	N	Northwestern	0 3	125	N	South Carolina	3 1
								81	A	Duke	0 3	139	H	Western Mich.	3 2
								87	H	Towson	1 3	147	A	Elon	0 3
												174	A	Campbell	0 3
												206	H	Liberty	3 1
												244	H	Appalachian St.	1 3
												250	H	Delaware	3 2
												259	H	Davidson	3 1
												275	H	Loyola Maryland	3 0
												291	A	William & Mary	1 3
												320	H	Morgan St.	3 0
<hr/>															
LAST 10 GAMES															
				108	H	Hofstra	2 3	87	H	Towson	1 3				
				64	H	James Madison	0 3	250	H	Delaware	3 2				
				101	H	Northeastern	3 0	64	A	James Madison	1 3				
				147	A	Elon	0 3	60	H	Col. of Charleston	1 3				
				291	A	William & Mary	1 3	108	A	Hofstra	1 3				

Non-Div. I Games:

UNCW

Average RPI Win:	201	WON-LOST RECORD	WINNING PCT. RANK	LAST 10 GAMES	STRENGTH OF SCHEDULE	OPP. STRENGTH OF SCHEDULE	TEAM RPI	ADJ RPI	CONF. RPI	ADJ CONF. RPI			
DIV. I ONLY		7- 15	.31818	260	1- 9	75	136	187	.4876	187	7	7	
DIV. I NON-CONF.		6- 6	.5	158	0- 0	88	232	123	.52506	123	7	7	
<hr/>													
TOTALS	RPI 1-25	RPI 26-50		W-L RECORDS		RPI 51-100		RPI 101-150		RPI 150+			
7- 15	0- 1	0- 1		OVERALL		2- 7		0- 3		5- 3			
2- 7	0- 0	0- 1		HOME		1- 2		0- 2		1- 2			
0- 6	0- 1	0- 0		AWAY		0- 3		0- 1		0- 1			
5- 2	0- 0	0- 0		NEUTRAL		1- 2		0- 0		4- 0			
<hr/>													
6- 6	0- 0	0- 0		NON-CONFERENCE		1- 4		0- 2		5- 0			
1- 3	0- 0	0- 0		HOME		0- 1		0- 2		1- 0			
0- 1	0- 0	0- 0		AWAY		0- 1		0- 0		0- 0			
5- 2	0- 0	0- 0		NEUTRAL		1- 2		0- 0		4- 0			
<hr/>													
1- 9	0- 1	0- 1		CONFERENCE		1- 3		0- 1		0- 3			
1- 4	0- 0	0- 1		HOME		1- 1		0- 0		0- 2			
0- 5	0- 1	0- 0		AWAY		0- 2		0- 1		0- 1			
0- 0	0- 0	0- 0		NEUTRAL		0- 0		0- 0		0- 0			
<hr/>													
RPI S	Opponent	Score	RPI S	Opponent	Score	RPI S	Opponent	Score	RPI S	Opponent	Score		
15 A	Creighton	1 <div>3</div>	34 H	Marquette	0 <div>3</div>	59 H	Butler	3 <div>2</div>	105 H	Santa Clara	2 <div>3</div>		
						62 A	Villanova	0 <div>3</div>	137 A	St. John's (NY)	0 <div>3</div>		
						62 H	Villanova	0 <div>3</div>	141 H	Buffalo	2 <div>3</div>		
						64 H	James Madison	2 <div>3</div>	156 N	Army West Point	3 <div>0</div>		
						84 A	Seton Hall	1 <div>3</div>	157 A	Providence	2 <div>3</div>		
						89 A	Rice	1 <div>3</div>	173 H	Xavier	1 <div>3</div>		
						91 N	SFA	1 <div>3</div>	227 H	DePaul	2 <div>3</div>		
						92 N	American	3 <div>2</div>	228 N	Columbia	3 <div>0</div>		
						99 N	Arkansas St.	1 <div>3</div>	249 N	Howard	3 <div>1</div>		
									304 N	The Citadel	3 <div>0</div>		
									319 H	Coppin St.	3 <div>0</div>		
<hr/>													
LAST 10 GAMES													
62 A Villanova						0	<div>3</div>	84 A Seton Hall				1	<div>3</div>
34 H Marquette						0	<div>3</div>	173 H Xavier				1	<div>3</div>
227 H DePaul						2	<div>3</div>	59 H Butler				3	<div>2</div>
137 A St. John's (NY)						0	<div>3</div>	157 A Providence				2	<div>3</div>
62 H Villanova						0	<div>3</div>	15 A Creighton				1	<div>3</div>

Non-Div. I Games:

Georgetown

Average RPI Win:	264	WON-LOST RECORD	WINNING PCT. RANK	LAST 10 GAMES	STRENGTH OF SCHEDULE	OPP. STRENGTH OF SCHEDULE	TEAM RPI	ADJ RPI	CONF. RPI	ADJ CONF. RPI					
DIV. I ONLY		13- 9	.59091	119	10- 0	283	191	188	.48612	188	27	27			
DIV. I NON-CONF.		4- 9	.30769	256	1- 0	205	159	258	.43987	257	26	26			
<hr/>															
TOTALS	RPI 1-25	RPI 26-50		W-L RECORDS		RPI 51-100		RPI 101-150		RPI 150+					
13- 9	0- 0	0- 2		OVERALL		0- 4		1- 1		12- 2					
6- 1	0- 0	0- 0		HOME		0- 1		0- 0		6- 0					
5- 2	0- 0	0- 1		AWAY		0- 0		1- 0		4- 1					
2- 6	0- 0	0- 1		NEUTRAL		0- 3		0- 1		2- 1					
<hr/>															
4- 9	0- 0	0- 2		NON-CONFERENCE		0- 4		0- 1		4- 2					
1- 1	0- 0	0- 0		HOME		0- 1		0- 0		1- 0					
1- 2	0- 0	0- 1		AWAY		0- 0		0- 0		1- 1					
2- 6	0- 0	0- 1		NEUTRAL		0- 3		0- 1		2- 1					
<hr/>															
9- 0	0- 0	0- 0		CONFERENCE		0- 0		1- 0		8- 0					
5- 0	0- 0	0- 0		HOME		0- 0		0- 0		5- 0					
4- 0	0- 0	0- 0		AWAY		0- 0		1- 0		3- 0					
0- 0	0- 0	0- 0		NEUTRAL		0- 0		0- 0		0- 0					
<hr/>															
RPI	S	Opponent	Score	RPI	S	Opponent	Score	RPI	S	Opponent	Score				
				40	N	Arkansas	0 3	51	N	VCU	1 3	123	A	Houston Baptist	3 2
				41	A	Texas A&M	0 3	74	H	Texas St.	2 3	142	N	Murray St.	0 3
								74	N	Texas St.	0 3	171	H	A&M-Corpus Christi	3 2
								78	N	TCU	1 3	172	A	Chattanooga	0 3
												190	A	McNeese	3 1
												230	A	Abilene Christian	3 1
												257	N	Memphis	2 3
												277	H	New Orleans	3 1
												281	H	Incarnate Word	3 1
												283	A	Louisiana Tech	3 0
												303	H	Southeastern La.	3 0
												310	A	Nicholls St.	3 0
												310	H	Nicholls St.	3 0
												311	N	La.-Monroe	3 0
												318	N	Ark.-Pine Bluff	3 0
												327	H	Prairie View	3 0
<hr/>															
LAST 10 GAMES															
				171	H	A&M-Corpus Christi	3 2	310	A	Nicholls St.	3 0				
				281	H	Incarnate Word	3 1	303	H	Southeastern La.	3 0				
				327	H	Prairie View	3 0	277	H	New Orleans	3 1				
				123	A	Houston Baptist	3 2	310	H	Nicholls St.	3 0				
				190	A	McNeese	3 1	230	A	Abilene Christian	3 1				

Non-Div. I Games:

Sam Houston St.

Average RPI Win:	217	WON-LOST RECORD	WINNING PCT. RANK	LAST 10 GAMES	STRENGTH OF SCHEDULE	OPP. STRENGTH OF SCHEDULE	TEAM RPI	ADJ RPI	CONF. RPI	ADJ CONF. RPI	
DIV. I ONLY		8- 13	.38095 234	4- 6	106	177	189	.48588 189	26	26	
DIV. I NON-CONF.		4- 9	.30769 256	0- 2	73	108	175	.49396 176	24	24	
<hr/>											
TOTALS	RPI 1-25	RPI 26-50		W-L RECORDS	RPI 51-100		RPI 101-150		RPI 150+		
8- 13	0- 1	0- 1		OVERALL	0- 3		2- 3		6- 5		
1- 4	0- 0	0- 1		HOME	0- 0		1- 2		0- 1		
4- 6	0- 1	0- 0		AWAY	0- 1		0- 1		4- 3		
3- 3	0- 0	0- 0		NEUTRAL	0- 2		1- 0		2- 1		
<hr/>											
4- 9	0- 1	0- 1		NON-CONFERENCE	0- 3		1- 2		3- 2		
0- 2	0- 0	0- 1		HOME	0- 0		0- 1		0- 0		
1- 4	0- 1	0- 0		AWAY	0- 1		0- 1		1- 1		
3- 3	0- 0	0- 0		NEUTRAL	0- 2		1- 0		2- 1		
<hr/>											
4- 4	0- 0	0- 0		CONFERENCE	0- 0		1- 1		3- 3		
1- 2	0- 0	0- 0		HOME	0- 0		1- 1		0- 1		
3- 2	0- 0	0- 0		AWAY	0- 0		0- 0		3- 2		
0- 0	0- 0	0- 0		NEUTRAL	0- 0		0- 0		0- 0		
<hr/>											
RPI S	Opponent	Score	RPI S	Opponent	Score	RPI S	Opponent	Score	RPI S	Opponent	Score
12 A	Washington	0 3	26 H	Cal Poly	0 3	58 N	UC Irvine	0 3	103 A	SIUE	1 3
						69 A	California	1 3	105 H	Santa Clara	0 3
						97 N	Sacramento St.	1 3	130 H	New Mexico St.	0 3
									136 N	Bowling Green	3 2
									145 H	UTRGV	3 2
									154 N	Ill.-Chicago	0 3
									169 A	Northern Ky.	1 3
									194 A	Eastern Ky.	3 1
									202 A	Utah Valley	3 2
									202 H	Utah Valley	0 3
									205 A	CSU Bakersfield	0 3
									246 N	Montana	3 0
									261 N	Loyola Chicago	3 1
									268 A	UMKC	0 3
									270 A	Grand Canyon	3 1
									285 A	Chicago St.	3 1
<hr/>											
			LAST 10 GAMES								
			202 A Utah Valley 3 2			270 A Grand Canyon 3 1					
			285 A Chicago St. 3 1			205 A CSU Bakersfield 0 3					
			268 A UMKC 0 3			202 H Utah Valley 0 3					
			145 H UTRGV 3 2			154 N Ill.-Chicago 0 3					
			130 H New Mexico St. 0 3			103 A SIUE 1 3					

Non-Div. I Games:

Seattle U

Average RPI Win: 259		WON-LOST	WINNING	LAST 10	STRENGTH OF		OPP. STRENGTH	TEAM	ADJ	CONF.	ADJ CONF.
Average RPI Loss: 148		RECORD	PCT. RANK	GAMES	SCHEDULE		OF SCHEDULE	RPI	RPI	RPI	RPI
DIV. I ONLY		15- 11	.57692	128	6- 4		254	267	190	.48532	190
DIV. I NON-CONF.		9- 6	.6	119	1- 0		264	266	196	.48068	196
TOTALS		RPI 1-25	RPI 26-50		W-L RECORDS		RPI 51-100		RPI 101-150		RPI 150+
15- 11	0- 0	0- 1		OVERALL		1- 2		0- 3		14- 5	
5- 3	0- 0	0- 0		HOME		1- 0		0- 1		4- 2	
6- 4	0- 0	0- 0		AWAY		0- 2		0- 0		6- 2	
4- 4	0- 0	0- 1		NEUTRAL		0- 0		0- 2		4- 1	
9- 6	0- 0	0- 1		NON-CONFERENCE		0- 1		0- 2		9- 2	
2- 0	0- 0	0- 0		HOME		0- 0		0- 0		2- 0	
3- 2	0- 0	0- 0		AWAY		0- 1		0- 0		3- 1	
4- 4	0- 0	0- 1		NEUTRAL		0- 0		0- 2		4- 1	
6- 5	0- 0	0- 0		CONFERENCE		1- 1		0- 1		5- 3	
3- 3	0- 0	0- 0		HOME		1- 0		0- 1		2- 2	
3- 2	0- 0	0- 0		AWAY		0- 1		0- 0		3- 1	
0- 0	0- 0	0- 0		NEUTRAL		0- 0		0- 0		0- 0	
RPI S	Opponent	Score	RPI S	Opponent	Score	RPI S	Opponent	Score	RPI S	Opponent	Score
			43 N	Alabama	2 3	86 H	Central Ark.	3 2	122 N	Drake	2 3
						91 A	SFA	1 3	123 H	Houston Baptist	0 3
						93 A	South Ala.	0 3	148 N	Southern Miss.	1 3
									171 A	A&M-Corpus Christi	1 3
									180 N	Valparaiso	1 3
									185 N	Mississippi St.	3 0
									188 H	Sam Houston St.	1 3
									195 A	Houston	3 2
									195 N	Houston	3 2
									225 A	UT Arlington	0 3
									230 A	Abilene Christian	3 1
									230 H	Abilene Christian	3 1
									248 H	Northwestern St.	2 3
									272 N	Stetson	3 1
									281 A	Incarnate Word	3 1
									296 A	Western Ill.	3 2
									309 A	Lamar University	3 1
									310 H	Nicholls St.	3 0
									316 N	Southern U.	3 0
									324 H	Grambling	3 0
									327 A	Prairie View	3 0
									327 H	Prairie View	3 0
LAST 10 GAMES											
			309 A	Lamar University	3 1		188 H	Sam Houston St.	1 3		
			91 A	SFA	1 3		230 H	Abilene Christian	3 1		
			327 H	Prairie View	3 0		171 A	A&M-Corpus Christi	1 3		
			86 H	Central Ark.	3 2		281 A	Incarnate Word	3 1		
			248 H	Northwestern St.	2 3		230 A	Abilene Christian	3 1		

Non-Div. I Games:

McNeese

Average RPI Win:		271	WON-LOST RECORD		WINNING PCT. RANK		LAST 10 GAMES		STRENGTH OF SCHEDULE		OPP. STRENGTH OF SCHEDULE		TEAM RPI		ADJ RPI		CONF. RPI		ADJ CONF. RPI				
Average RPI Loss:		146																					
DIV. I ONLY			16- 6		.72727 56		10- 0		315		278		192		.48325 191		30		30				
DIV. I NON-CONF.			5- 6		.45455 196		0- 0		267		95		228		.45958 228		30		30				
TOTALS		RPI 1-25		RPI 26-50		W-L RECORDS		RPI 51-100		RPI 101-150		RPI 150+											
16- 6		0- 0		0- 2		OVERALL		0- 0		1- 0		15- 4											
6- 2		0- 0		0- 2		HOME		0- 0		0- 0		6- 0											
9- 1		0- 0		0- 0		AWAY		0- 0		1- 0		8- 1											
1- 3		0- 0		0- 0		NEUTRAL		0- 0		0- 0		1- 3											
5- 6		0- 0		0- 2		NON-CONFERENCE		0- 0		1- 0		4- 4											
1- 2		0- 0		0- 2		HOME		0- 0		0- 0		1- 0											
3- 1		0- 0		0- 0		AWAY		0- 0		1- 0		2- 1											
1- 3		0- 0		0- 0		NEUTRAL		0- 0		0- 0		1- 3											
11- 0		0- 0		0- 0		CONFERENCE		0- 0		0- 0		11- 0											
5- 0		0- 0		0- 0		HOME		0- 0		0- 0		5- 0											
6- 0		0- 0		0- 0		AWAY		0- 0		0- 0		6- 0											
0- 0		0- 0		0- 0		NEUTRAL		0- 0		0- 0		0- 0											
RPI	S	Opponent			Score			RPI	S	Opponent			Score			RPI	S	Opponent			Score		
																	</						

Non-Div. I Games:

Fairfield

Average RPI Win: 254		WON-LOST	WINNING	LAST 10	STRENGTH OF		OPP. STRENGTH	TEAM	ADJ	CONF.	ADJ CONF.				
Average RPI Loss: 177		RECORD	PCT. RANK	GAMES	SCHEDULE		OF SCHEDULE	RPI	RPI	RPI	RPI				
DIV. I ONLY		10- 11	.47619	176	6- 4		155	295	193	.48244	192	28	28		
DIV. I NON-CONF.		6- 7	.46154	183	2- 0		107	279	165	.49991	165	29	29		
<hr/>															
TOTALS		RPI 1-25		RPI 26-50		W-L RECORDS		RPI 51-100		RPI 101-150		RPI 150+			
10- 11		0- 0		0- 0		OVERALL		0- 2		2- 1		8- 8			
6- 3		0- 0		0- 0		HOME		0- 0		1- 0		5- 3			
2- 4		0- 0		0- 0		AWAY		0- 1		1- 0		1- 3			
2- 4		0- 0		0- 0		NEUTRAL		0- 1		0- 1		2- 2			
6- 7		0- 0		0- 0		NON-CONFERENCE		0- 2		1- 1		5- 4			
3- 1		0- 0		0- 0		HOME		0- 0		0- 0		3- 1			
1- 2		0- 0		0- 0		AWAY		0- 1		1- 0		0- 1			
2- 4		0- 0		0- 0		NEUTRAL		0- 1		0- 1		2- 2			
4- 4		0- 0		0- 0		CONFERENCE		0- 0		1- 0		3- 4			
3- 2		0- 0		0- 0		HOME		0- 0		1- 0		2- 2			
1- 2		0- 0		0- 0		AWAY		0- 0		0- 0		1- 2			
0- 0		0- 0		0- 0		NEUTRAL		0- 0		0- 0		0- 0			
RPI	S	Opponent	Score	RPI	S	Opponent	Score	RPI	S	Opponent	Score	RPI	S	Opponent	Score
						</									

Non-Div. I Games:

Sacred Heart

Average RPI Win: 249		WON-LOST	WINNING	LAST 10	STRENGTH OF		OPP. STRENGTH	TEAM	ADJ	CONF.	ADJ CONF.
Average RPI Loss: 175		RECORD	PCT. RANK	GAMES	SCHEDULE		OF SCHEDULE	RPI	RPI	RPI	RPI
DIV. I ONLY		12- 10	.54545	140	6- 4		223	263	191	.4819	193
DIV. I NON-CONF.		6- 6	.5	158	0- 0		268	236	233	.45577	234
TOTALS		RPI 1-25	RPI 26-50		W-L RECORDS		RPI 51-100		RPI 101-150		RPI 150+
12- 10	0- 0	0- 0		OVERALL		0- 2		1- 3		11- 5	
8- 4	0- 0	0- 0		HOME		0- 0		0- 2		8- 2	
2- 5	0- 0	0- 0		AWAY		0- 2		0- 1		2- 2	
2- 1	0- 0	0- 0		NEUTRAL		0- 0		1- 0		1- 1	
6- 6	0- 0	0- 0		NON-CONFERENCE		0- 1		1- 1		5- 4	
3- 3	0- 0	0- 0		HOME		0- 0		0- 1		3- 2	
1- 2	0- 0	0- 0		AWAY		0- 1		0- 0		1- 1	
2- 1	0- 0	0- 0		NEUTRAL		0- 0		1- 0		1- 1	
6- 4	0- 0	0- 0		CONFERENCE		0- 1		0- 2		6- 1	
5- 1	0- 0	0- 0		HOME		0- 0		0- 1		5- 0	
1- 3	0- 0	0- 0		AWAY		0- 1		0- 1		1- 1	
0- 0	0- 0	0- 0		NEUTRAL		0- 0		0- 0		0- 0	
RPI S	Opponent	Score	RPI S	Opponent	Score	RPI S	Opponent	Score	RPI S	Opponent	Score
						63 A	Denver	0 3	103 H	SIUE	1 3
						67 A	Austin Peay	1 3	116 H	Green Bay	0 3
									135 N	UC Davis	3 0
									142 A	Murray St.	1 3
									180 A	Valparaiso	1 3
									194 A	Eastern Ky.	3 1
									206 N	Niagara	0 3
									217 H	UT Martin	3 1
									236 H	Jacksonville St.	3 2
									239 H	Tennessee St.	3 1
									243 H	Bradley	3 2
									254 A	Indiana St.	3 2
									257 H	Memphis	3 2
									285 H	Chicago St.	2 3
									292 N	Cal St. Fullerton	3 0
									295 A	Morehead St.	0 3
									296 H	Western Ill.	0 3
									297 H	Southeast Mo. St.	3 0
									305 H	Tennessee Tech	3 0
									315 H	Alabama A&M	3 0
LAST 10 GAMES											
						236 H	Jacksonville St.	3 2	297 H	Southeast Mo. St.	3 0
						305 H	Tennessee Tech	3 0	239 H	Tennessee St.	3 1
						194 A	Eastern Ky.	3 1	103 H	SIUE	1 3
						295 A	Morehead St.	0 3	67 A	Austin Peay	1 3
						217 H	UT Martin	3 1	142 A	Murray St.	1 3

Non-Div. I Games:

Eastern Ill.

Average RPI Win: 220		WON-LOST	WINNING	LAST 10	STRENGTH OF		OPP. STRENGTH	TEAM	ADJ	CONF.	ADJ CONF.				
Average RPI Loss: 127		RECORD	PCT. RANK	GAMES	SCHEDULE		OF SCHEDULE	RPI	RPI	RPI	RPI				
DIV. I ONLY		9- 15	.375	238	7- 3		121	183	195	.48167	194	23	23		
DIV. I NON-CONF.		2- 12	.14286	307	0- 0		103	119	259	.43627	259	25	25		
<hr/>															
TOTALS		RPI 1-25		RPI 26-50		W-L RECORDS		RPI 51-100		RPI 101-150		RPI 150+			
9- 15		0- 0		0- 1		OVERALL		1- 4		0- 5		8- 5			
3- 3		0- 0		0- 0		HOME		0- 0		0- 1		3- 2			
5- 5		0- 0		0- 1		AWAY		1- 0		0- 3		4- 1			
1- 7		0- 0		0- 0		NEUTRAL		0- 4		0- 1		1- 2			
2- 12		0- 0		0- 1		NON-CONFERENCE		0- 4		0- 3		2- 4			
0- 1		0- 0		0- 0		HOME		0- 0		0- 0		0- 1			
1- 4		0- 0		0- 1		AWAY		0- 0		0- 2		1- 1			
1- 7		0- 0		0- 0		NEUTRAL		0- 4		0- 1		1- 2			
7- 3		0- 0		0- 0		CONFERENCE		1- 0		0- 2		6- 1			
3- 2		0- 0		0- 0		HOME		0- 0		0- 1		3- 1			
4- 1		0- 0		0- 0		AWAY		1- 0		0- 1		3- 0			
0- 0		0- 0		0- 0		NEUTRAL		0- 0		0- 0		0- 0			
RPI	S	Opponent	Score	RPI	S	Opponent	Score	RPI	S	Opponent	Score	RPI	S	Opponent	Score
				32	A	Pittsburgh	0 3	67	A	Austin Peay	3 1	103	H	SIUE	2 3
								70	N	Miami (OH)	2 3	104	A	Arizona	0 3
								73	N	Radford	0 3	106	N	Cleveland St.	1 3
								73	N	Radford	0 3	121	A	Belmont	2 3
								83	N	Portland St.	0 3	125	A	South Carolina	0 3
												151	A	San Diego St.	3 1
												166	A	UNLV	2 3
												175	N	CSUN	3 2
												189	H	Seattle U	1 3
												193	H	Eastern Ill.	1 3
												197	N	UC Santa Barbara	1 3
												217	A	UT Martin	3 1
												236	H	Jacksonville St.	3 1
												239	A	Tennessee St.	3 1
												270	N	Grand Canyon	2 3
												295	H	Morehead St.	3 0
												297	A	Southeast Mo. St.	3 0
												305	H	Tennessee Tech	3 2
<hr/>															
LAST 10 GAMES															
				297	A	Southeast Mo. St.	3 0	295	H	Morehead St.	3 0				
				217	A	UT Martin	3 1	236	H	Jacksonville St.	3 1				
				193	H	Eastern Ill.	1 3	305	H	Tennessee Tech	3 2				
				103	H	SIUE	2 3	121	A	Belmont	2 3				
				67	A	Austin Peay	3 1	239	A	Tennessee St.	3 1				

Non-Div. I Games:

Eastern Ky.

Average RPI Win:		228	WON-LOST RECORD		WINNING PCT. RANK		LAST 10 GAMES		STRENGTH OF SCHEDULE		OPP. STRENGTH OF SCHEDULE		TEAM RPI		ADJ RPI		CONF. RPI		ADJ CONF. RPI								
DIV. I ONLY			8- 10		.44444 199		4- 6		197		153		196		.48022 195		8		8								
DIV. I NON-CONF.			4- 4		.5 158		0- 0		284		240		241		.45052 240		9		9								
TOTALS		RPI 1-25		RPI 26-50		W-L RECORDS		RPI 51-100		RPI 101-150		RPI 150+															
8- 10		0- 1		0- 1		OVERALL		0- 2		1- 3		7- 3															
7- 3		0- 1		0- 0		HOME		0- 1		1- 0		6- 1															
0- 6		0- 0		0- 1		AWAY		0- 1		0- 3		0- 1															
1- 1		0- 0		0- 0		NEUTRAL		0- 0		0- 0		1- 1															
4- 4		0- 0		0- 1		NON-CONFERENCE		0- 0		0- 0		4- 3															
3- 1		0- 0		0- 0		HOME		0- 0		0- 0		3- 1															
0- 2		0- 0		0- 1		AWAY		0- 0		0- 0		0- 1															
1- 1		0- 0		0- 0		NEUTRAL		0- 0		0- 0		1- 1															
4- 6		0- 1		0- 0		CONFERENCE		0- 2		1- 3		3- 0															
4- 2		0- 1		0- 0		HOME		0- 1		1- 0		3- 0															
0- 4		0- 0		0- 0		AWAY		0- 1		0- 3		0- 0															
0- 0		0- 0		0- 0		NEUTRAL		0- 0		0- 0		0- 0															
RPI	S	Opponent		Score		RPI	S	Opponent		Score		RPI	S	Opponent		Score											
18	H	Wichita St.		0 3		28	A	LSU		0 3		76	H	Temple		2 3		112	H	UCF		3 1					
																		113	A	Cincinnati		1 3					
																		140	A	Tulsa		1 3					
																		150	A	East Carolina		1 3					
																		176	H	UConn		3 0					
																		181	H	South Fla.		3 0					
																		185	H	Mississippi St.		3 1					
																		190	H	McNeese		2 3					
																		190	N	McNeese		2 3					
																		225	A	UT Arlington		2 3					
																		257	H	Memphis		3 0					
																		272	H	Stetson		3 1					
																		316	N	Southern U.		3 0					
																		327	H	Prairie View		3 0					
						LAST 10 GAMES																					
						181 H South Fla.						3 0		257 H Memphis						3 0							
						112 H UCF						3 1		76 H Temple						2 3							
						150 A East Carolina						1 3		176 H UConn						3 0							
						113 A Cincinnati						1 3		77 A SMU						0 3							
						18 H Wichita St.						0 3		140 A Tulsa						1 3							

Non-Div. I Games:

Houston

Average RPI Win: 202		WON-LOST	WINNING	LAST 10	STRENGTH OF		OPP. STRENGTH	TEAM	ADJ	CONF.	ADJ CONF.
Average RPI Loss: 116		RECORD	PCT. RANK	GAMES	SCHEDULE		OF SCHEDULE	RPI	RPI	RPI	RPI
DIV. I ONLY		11- 13	.45833	186	4- 6		213	102	194	.4791	196
DIV. I NON-CONF.		7- 7	.5	158	0- 0		254	75	201	.47711	204
TOTALS		RPI 1-25	RPI 26-50		W-L RECORDS		RPI 51-100		RPI 101-150		RPI 150+
11- 13	0- 0	0- 3		OVERALL		0- 1		2- 6		9- 3	
5- 5	0- 0	0- 1		HOME		0- 0		1- 2		4- 2	
3- 5	0- 0	0- 1		AWAY		0- 0		1- 3		2- 1	
3- 3	0- 0	0- 1		NEUTRAL		0- 1		0- 1		3- 0	
7- 7	0- 0	0- 3		NON-CONFERENCE		0- 1		0- 2		7- 1	
2- 3	0- 0	0- 1		HOME		0- 0		0- 1		2- 1	
2- 1	0- 0	0- 1		AWAY		0- 0		0- 0		2- 0	
3- 3	0- 0	0- 1		NEUTRAL		0- 1		0- 1		3- 0	
4- 6	0- 0	0- 0		CONFERENCE		0- 0		2- 4		2- 2	
3- 2	0- 0	0- 0		HOME		0- 0		1- 1		2- 1	
1- 4	0- 0	0- 0		AWAY		0- 0		1- 3		0- 1	
0- 0	0- 0	0- 0		NEUTRAL		0- 0		0- 0		0- 0	
RPI S	Opponent	Score	RPI S	Opponent	Score	RPI S	Opponent	Score	RPI S	Opponent	Score
			29 A	Michigan	0 3	66 N	Northwestern	0 3	106 A	Cleveland St.	1 3
			34 H	Marquette	0 3				106 H	Cleveland St.	1 3
			38 N	NC State	0 3				113 N	Cincinnati	0 3
									115 A	IUPUI	0 3
									116 A	Green Bay	0 3
									134 A	Oakland	3 2
									134 H	Oakland	3 1
									146 H	Virginia Tech	2 3
									154 H	Ill.-Chicago	2 3
									156 N	Army West Point	3 1
									169 A	Northern Ky.	1 3
									177 H	Northern Ill.	3 0
									191 N	Fairfield	3 2
									203 H	Idaho St.	3 2
									212 H	Wright St.	3 2
									227 A	DePaul	3 0
									242 N	Samford	3 0
									261 A	Loyola Chicago	3 0
									284 H	Youngstown St.	3 0
									314 H	South Dakota St.	0 3
			LAST 10 GAMES								
			106 A	Cleveland St.	1 3	115 A	IUPUI	0 3			
			134 A	Oakland	3 2	154 H	Ill.-Chicago	2 3			
			212 H	Wright St.	3 2	116 A	Green Bay	0 3			
			284 H	Youngstown St.	3 0	134 H	Oakland	3 1			
			169 A	Northern Ky.	1 3	106 H	Cleveland St.	1 3			

Non-Div. I Games:

Milwaukee

Average RPI Win:		198	WON-LOST RECORD		WINNING PCT. RANK		LAST 10 GAMES		STRENGTH OF SCHEDULE		OPP. STRENGTH OF SCHEDULE		TEAM RPI		ADJ RPI		CONF. RPI		ADJ CONF. RPI				
Average RPI Loss:		97																					
DIV. I ONLY			6- 15		.28571 278		6- 4		94		82		204		.47858 197		9		9				
DIV. I NON-CONF.			1- 11		.08333 314		1- 0		51		56		236		.45797 230		8		8				
<hr/>																							
TOTALS		RPI 1-25			RPI 26-50			W-L RECORDS			RPI 51-100			RPI 101-150			RPI 150+						
6- 15		0- 2			0- 5			OVERALL			0- 1			1- 3			5- 4						
4- 4		0- 1			0- 2			HOME			0- 1			0- 0			4- 0						
1- 6		0- 1			0- 2			AWAY			0- 0			1- 0			0- 3						
1- 5		0- 0			0- 1			NEUTRAL			0- 0			0- 3			1- 1						
1- 11		0- 2			0- 3			NON-CONFERENCE			0- 1			0- 3			1- 2						
0- 3		0- 1			0- 1			HOME			0- 1			0- 0			0- 0						
0- 3		0- 1			0- 1			AWAY			0- 0			0- 0			0- 1						
1- 5		0- 0			0- 1			NEUTRAL			0- 0			0- 3			1- 1						
5- 4		0- 0			0- 2			CONFERENCE			0- 0			1- 0			4- 2						
4- 1		0- 0			0- 1			HOME			0- 0			0- 0			4- 0						
1- 3		0- 0			0- 1			AWAY			0- 0			1- 0			0- 2						
0- 0		0- 0			0- 0			NEUTRAL			0- 0			0- 0			0- 0						
RPI	S	Opponent			Score			RPI	S	Opponent			Score			RPI	S	Opponent			Score		
14	H	Southern California			0	3		26	H	Cal Poly			1	3		68	H	Yale			1	3	
24	A	Baylor			0	3		32	A	Pittsburgh			0	3				106 N Cleveland St.			1	3	
								39	N	Florida St.			2	3				118 N Illinois St.			0	3	
								40	H	Arkansas			2	3				129 N Pacific			1	3	
								49	A	Hawaii			0	3				135 A UC Davis			3	1	
																		161 H UC Riverside			3	0	
																		175 A CSUN			1	3	
																		175 H CSUN			3	0	
																		182 A Utah St.			0	3	
																		194 N Eastern Ky.			3	1	
																		229 A Long Beach St.			0	3	
																		229 H Long Beach St.			3	1	
																		231 N Montana St.			1	3	
																		292 H Cal St. Fullerton			3	0	
<hr/>																							
LAST 10 GAMES																							
								175	H	CSUN			3	0		229	A	Long Beach St.			0	3	
								229	H	Long Beach St.			3	1		175	A	CSUN			1	3	
								135	A	UC Davis			3	1		292	H	Cal St. Fullerton			3	0	
								26	H	Cal Poly			1	3		161	H	UC Riverside			3	0	
								49	A	Hawaii			0	3		194	N	Eastern Ky.			3	1	

Non-Div. I Games:

UC Santa Barbara

Average RPI Win:	298	WON-LOST	WINNING	LAST 10	STRENGTH OF	OPP. STRENGTH	TEAM	ADJ	CONF.	ADJ CONF.	
Average RPI Loss:	135	RECORD	PCT. RANK	GAMES	SCHEDULE	OF SCHEDULE	RPI	RPI	RPI	RPI	
DIV. I ONLY	21- 9	.7	67	8- 2	310	308	197	.47854	198	32	32
DIV. I NON-CONF.	7- 9	.4375	207	0- 2	223	187	220	.46315	221	32	32
<hr/>											
TOTALS	RPI 1-25	RPI 26-50		W-L RECORDS	RPI 51-100		RPI 101-150		RPI 150+		
21- 9	0- 0	0- 3		OVERALL	0- 2		0- 1		21- 3		
11- 3	0- 0	0- 1		HOME	0- 1		0- 0		11- 1		
4- 4	0- 0	0- 1		AWAY	0- 1		0- 1		4- 1		
6- 2	0- 0	0- 1		NEUTRAL	0- 0		0- 0		6- 1		
<hr/>											
7- 9	0- 0	0- 3		NON-CONFERENCE	0- 2		0- 1		7- 3		
4- 3	0- 0	0- 1		HOME	0- 1		0- 0		4- 1		
1- 4	0- 0	0- 1		AWAY	0- 1		0- 1		1- 1		
2- 2	0- 0	0- 1		NEUTRAL	0- 0		0- 0		2- 1		
<hr/>											
14- 0	0- 0	0- 0		CONFERENCE	0- 0		0- 0		14- 0		
7- 0	0- 0	0- 0		HOME	0- 0		0- 0		7- 0		
3- 0	0- 0	0- 0		AWAY	0- 0		0- 0		3- 0		
4- 0	0- 0	0- 0		NEUTRAL	0- 0		0- 0		4- 0		
<hr/>											
RPI S	Opponent	Score	RPI S	Opponent	Score	RPI S	Opponent	Score	RPI S	Opponent	Score
			27 N	Oregon St.	0 3	93 H	South Ala.	0 3	132 A	Tulane	0 3
			36 A	Auburn	0 3	95 A	Portland	0 3	162 H	Jacksonville	3 2
			43 H	Alabama	1 3				215 N	Fresno St.	1 3
									237 H	Western Caro.	3 1
									240 A	UAB	3 1
									248 N	Northwestern St.	3 2
									274 A	Troy	0 3
									276 N	North Florida	3 1
									294 A	Texas Southern	3 1
									294 H	Texas Southern	3 2
									302 H	N.C. A&T	3 2
									303 H	Southeastern La.	2 3
									315 A	Alabama A&M	3 0
									316 H	Southern U.	3 0
									316 N	Southern U.	3 2
									318 H	Ark.-Pine Bluff	3 0
									318 N	Ark.-Pine Bluff	3 1
									324 H	Grambling	3 0
									324 N	Grambling	3 0
									325 A	Jackson St.	3 1
									327 H	Prairie View	3 0
									327 N	Prairie View	3 0
									329 H	Savannah St.	3 0
									331 H	Mississippi Val.	3 0
									334 H	Alcorn	3 0
<hr/>											
			LAST 10 GAMES								
			294 H	Texas Southern	3 2	274 A	Troy	0 3			
			318 H	Ark.-Pine Bluff	3 0	43 H	Alabama	1 3			
			327 H	Prairie View	3 0	325 A	Jackson St.	3 1			
			324 H	Grambling	3 0	315 A	Alabama A&M	3 0			
			316 H	Southern U.	3 0	334 H	Alcorn	3 0			

Non-Div. I Games:

Alabama St.

Average RPI Win: 221		WON-LOST	WINNING	LAST 10	STRENGTH OF		OPP. STRENGTH	TEAM	ADJ	CONF.	ADJ CONF.
Average RPI Loss: 131		RECORD	PCT. RANK	GAMES	SCHEDULE		OF SCHEDULE	RPI	RPI	RPI	RPI
DIV. I ONLY		9- 12	.42857	205	5- 5		173	166	198	.47831	199
DIV. I NON-CONF.		4- 7	.36364	232	0- 0		108	148	187	.48709	187
TOTALS		RPI 1-25	RPI 26-50		W-L RECORDS		RPI 51-100		RPI 101-150		RPI 150+
9- 12	0- 0	0- 3		OVERALL		1- 2		0- 2		8- 5	
1- 5	0- 0	0- 0		HOME		0- 0		0- 2		1- 3	
6- 5	0- 0	0- 2		AWAY		1- 2		0- 0		5- 1	
2- 2	0- 0	0- 1		NEUTRAL		0- 0		0- 0		2- 1	
4- 7	0- 0	0- 3		NON-CONFERENCE		0- 1		0- 1		4- 2	
1- 2	0- 0	0- 0		HOME		0- 0		0- 1		1- 1	
1- 3	0- 0	0- 2		AWAY		0- 1		0- 0		1- 0	
2- 2	0- 0	0- 1		NEUTRAL		0- 0		0- 0		2- 1	
5- 5	0- 0	0- 0		CONFERENCE		1- 1		0- 1		4- 3	
0- 3	0- 0	0- 0		HOME		0- 0		0- 1		0- 2	
5- 2	0- 0	0- 0		AWAY		1- 1		0- 0		4- 1	
0- 0	0- 0	0- 0		NEUTRAL		0- 0		0- 0		0- 0	
RPI S	Opponent	Score	RPI S	Opponent	Score	RPI S	Opponent	Score	RPI S	Opponent	Score
			35 N	Western Ky.	0 3	70 A	Miami (OH)	1 3	102 H	Arizona St.	1 3
			49 A	Hawaii	0 3	83 A	Portland St.	3 1	124 H	Idaho	2 3
			49 A	Hawaii	0 3	97 A	Sacramento St.	1 3	168 H	Northern Colo.	2 3
									180 N	Valparaiso	3 0
									182 H	Utah St.	1 3
									203 A	Idaho St.	3 0
									205 H	CSU Bakersfield	3 1
									205 N	CSU Bakersfield	1 3
									231 A	Montana St.	3 1
									233 N	Southern Ill.	3 2
									234 A	Weber St.	0 3
									246 A	Montana	3 0
									255 H	Eastern Wash.	0 3
									293 A	Southern Utah	3 0
									314 A	South Dakota St.	3 0
LAST 10 GAMES											
			246 A	Montana	3 0	255 H	Eastern Wash.	0 3			
			231 A	Montana St.	3 1	234 A	Weber St.	0 3			
			97 A	Sacramento St.	1 3	203 A	Idaho St.	3 0			
			83 A	Portland St.	3 1	293 A	Southern Utah	3 0			
			124 H	Idaho	2 3	168 H	Northern Colo.	2 3			

Non-Div. I Games:

Northern Ariz.

Average RPI Win: 254		WON-LOST	WINNING	LAST 10	STRENGTH OF		OPP. STRENGTH	TEAM	ADJ	CONF.	ADJ CONF.
Average RPI Loss: 133		RECORD	PCT. RANK	GAMES	SCHEDULE		OF SCHEDULE	RPI	RPI	RPI	RPI
DIV. I ONLY		8- 9	.47059 183	4- 6	209		217	199	.4779 200	12	12
DIV. I NON-CONF.		5- 4	.55556 138	1- 1	282		261	224	.46268 222	16	16
TOTALS		RPI 1-25	RPI 26-50	W-L RECORDS	RPI 51-100		RPI 101-150		RPI 150+		
8- 9	0- 0		0- 0	OVERALL	0- 4		0- 1		8- 4		
2- 3	0- 0		0- 0	HOME	0- 2		0- 1		2- 0		
4- 4	0- 0		0- 0	AWAY	0- 2		0- 0		4- 2		
2- 2	0- 0		0- 0	NEUTRAL	0- 0		0- 0		2- 2		
5- 4	0- 0		0- 0	NON-CONFERENCE	0- 1		0- 0		5- 3		
1- 1	0- 0		0- 0	HOME	0- 1		0- 0		1- 0		
2- 1	0- 0		0- 0	AWAY	0- 0		0- 0		2- 1		
2- 2	0- 0		0- 0	NEUTRAL	0- 0		0- 0		2- 2		
3- 5	0- 0		0- 0	CONFERENCE	0- 3		0- 1		3- 1		
1- 2	0- 0		0- 0	HOME	0- 1		0- 1		1- 0		
2- 3	0- 0		0- 0	AWAY	0- 2		0- 0		2- 1		
0- 0	0- 0		0- 0	NEUTRAL	0- 0		0- 0		0- 0		
RPI S	Opponent	Score	RPI S	Opponent	Score	RPI S	Opponent	Score	RPI S	Opponent	Score
						61 A Princeton	0	3	120 H Harvard	2	3
						61 H Princeton	0	3	158 A Cornell	1	3
						68 A Yale	1	3	174 N Campbell	2	3
						71 H Navy	1	3	183 N Central Mich.	3	1
									216 H Dartmouth	3	1
									228 A Columbia	3	2
									232 N Rutgers	1	3
									251 A La Salle	2	3
									256 A Robert Morris	3	2
									265 A George Mason	3	0
									278 A Brown	3	2
									280 N Middle Tenn.	3	0
									323 H Siena	3	0
LAST 10 GAMES											
						61 H Princeton	0	3	278 A Brown	3	2
						158 A Cornell	1	3	68 A Yale	1	3
						228 A Columbia	3	2	61 A Princeton	0	3
						216 H Dartmouth	3	1	280 N Middle Tenn.	3	0
						120 H Harvard	2	3	232 N Rutgers	1	3

Non-Div. I Games:

Penn

Average RPI Win:	261	WON-LOST	WINNING	LAST 10	STRENGTH OF	OPP. STRENGTH	TEAM	ADJ	CONF.	ADJ CONF.				
Average RPI Loss:	93	RECORD	PCT. RANK	GAMES	SCHEDULE	OF SCHEDULE	RPI	RPI	RPI	RPI				
DIV. I ONLY		6- 13	.31579	266	6- 4	107	115	207	.47711	201	29	29		
DIV. I NON-CONF.		0- 12	0	320	0- 3	49	39	257	.44282	251	28	28		
<hr/>														
TOTALS	RPI 1-25	RPI 26-50		W-L RECORDS		RPI 51-100		RPI 101-150		RPI 150+				
6- 13	0- 2	0- 2		OVERALL		0- 4		0- 2		6- 3				
3- 4	0- 0	0- 0		HOME		0- 1		0- 2		3- 1				
3- 4	0- 1	0- 1		AWAY		0- 2		0- 0		3- 0				
0- 5	0- 1	0- 1		NEUTRAL		0- 1		0- 0		0- 2				
<hr/>														
0- 12	0- 2	0- 2		NON-CONFERENCE		0- 4		0- 2		0- 2				
0- 3	0- 0	0- 0		HOME		0- 1		0- 2		0- 0				
0- 4	0- 1	0- 1		AWAY		0- 2		0- 0		0- 0				
0- 5	0- 1	0- 1		NEUTRAL		0- 1		0- 0		0- 2				
<hr/>														
6- 1	0- 0	0- 0		CONFERENCE		0- 0		0- 0		6- 1				
3- 1	0- 0	0- 0		HOME		0- 0		0- 0		3- 1				
3- 0	0- 0	0- 0		AWAY		0- 0		0- 0		3- 0				
0- 0	0- 0	0- 0		NEUTRAL		0- 0		0- 0		0- 0				
<hr/>														
RPI	S	Opponent	Score		RPI	S	Opponent	Score		RPI	S	Opponent	Score	
14	A	Southern California	1	3	29	N	Michigan	0	3	61	N	Princeton	0	3
21	N	Colorado	0	3	32	A	Colorado St.	0	3	62	A	Villanova	0	3
										76	H	Temple	0	3
										80	A	Loyola Marymount	0	3
										133	H	Colgate	1	3
										137	H	St. John's (NY)	0	3
										170	H	Stony Brook	3	1
										173	N	Xavier	1	3
										176	N	UConn	0	3
										213	H	New Hampshire	2	3
										221	A	UMBC	3	1
										289	A	Binghamton	3	0
289	H	Binghamton	3	1										
299	A	Hartford	3	0										
300	H	UMass Lowell	3	1										
LAST 10 GAMES														
221	A	UMBC	3	1	213	H	New Hampshire	2	3					
289	A	Binghamton	3	0	289	H	Binghamton	3	1					
170	H	Stony Brook	3	1	21	N	Colorado	0	3					
299	A	Hartford	3	0	173	N	Xavier	1	3					
300	H	UMass Lowell	3	1	32	A	Colorado St.	0	3					

Non-Div. I Games:

Albany (NY)

Average RPI Win:	230	WON-LOST RECORD	WINNING PCT. RANK	LAST 10 GAMES	STRENGTH OF SCHEDULE	OPP. STRENGTH OF SCHEDULE	TEAM RPI	ADJ RPI	CONF. RPI	ADJ CONF. RPI	
DIV. I ONLY	10- 13	.43478	202	5- 5	205	128	200	.4769	202	26	26
DIV. I NON-CONF.	5- 10	.33333	247	0- 2	177	80	223	.46321	219	24	24
<hr/>											
TOTALS	RPI 1-25	RPI 26-50		W-L RECORDS	RPI 51-100		RPI 101-150		RPI 150+		
10- 13	0- 3	0- 0		OVERALL	0- 2		1- 2		9- 6		
3- 5	0- 3	0- 0		HOME	0- 0		1- 1		2- 1		
7- 3	0- 0	0- 0		AWAY	0- 1		0- 0		7- 2		
0- 5	0- 0	0- 0		NEUTRAL	0- 1		0- 1		0- 3		
<hr/>											
5- 10	0- 3	0- 0		NON-CONFERENCE	0- 2		0- 1		5- 4		
2- 3	0- 3	0- 0		HOME	0- 0		0- 0		2- 0		
3- 2	0- 0	0- 0		AWAY	0- 1		0- 0		3- 1		
0- 5	0- 0	0- 0		NEUTRAL	0- 1		0- 1		0- 3		
<hr/>											
5- 3	0- 0	0- 0		CONFERENCE	0- 0		1- 1		4- 2		
1- 2	0- 0	0- 0		HOME	0- 0		1- 1		0- 1		
4- 1	0- 0	0- 0		AWAY	0- 0		0- 0		4- 1		
0- 0	0- 0	0- 0		NEUTRAL	0- 0		0- 0		0- 0		
<hr/>											
RPI S	Opponent	Score		RPI S	Opponent	Score		RPI S	Opponent	Score	
9 H	Utah	1	3					107 N	Pepperdine	1	3
11 H	Kansas	0	3					130 H	New Mexico St.	3	2
17 H	BYU	1	3					145 H	UTRGV	1	3
								165 N	Lehigh	0	3
								182 A	Utah St.	3	1
								189 A	Seattle U	3	0
								189 H	Seattle U	2	3
								203 A	Idaho St.	3	1
								205 A	CSU Bakersfield	2	3
								215 N	Fresno St.	1	3
								223 N	Nevada	1	3
								229 H	Long Beach St.	3	1
								234 A	Weber St.	1	3
								246 H	Montana	3	0
								268 A	UMKC	3	1
								270 A	Grand Canyon	3	1
								285 A	Chicago St.	3	0
								293 A	Southern Utah	3	0
<hr/>											
				LAST 10 GAMES							
				189 H Seattle U	2	3	205 A CSU Bakersfield		2	3	
				268 A UMKC	3	1	270 A Grand Canyon		3	1	
				285 A Chicago St.	3	0	189 A Seattle U		3	0	
				130 H New Mexico St.	3	2	17 H BYU		1	3	
				145 H UTRGV	1	3	9 H Utah		1	3	

Non-Div. I Games:

Utah Valley

Average RPI Win:		238	WON-LOST RECORD		WINNING PCT. RANK		LAST 10 GAMES		STRENGTH OF SCHEDULE		OPP. STRENGTH OF SCHEDULE		TEAM RPI		ADJ RPI		CONF. RPI		ADJ CONF. RPI				
DIV. I ONLY			9- 14		.3913 227		6- 4		164		117		201		.47679 203		17		17				
DIV. I NON-CONF.			3- 10		.23077 275		0- 0		148		68		242		.45011 242		15		15				
TOTALS		RPI 1-25		RPI 26-50		W-L RECORDS		RPI 51-100		RPI 101-150		RPI 150+											
9- 14		0- 1		0- 3		OVERALL		0- 4		1- 2		8- 4											
4- 2		0- 0		0- 0		HOME		0- 0		0- 0		4- 2											
3- 6		0- 0		0- 1		AWAY		0- 4		1- 0		2- 1											
2- 6		0- 1		0- 2		NEUTRAL		0- 0		0- 2		2- 1											
3- 10		0- 1		0- 3		NON-CONFERENCE		0- 1		1- 2		2- 3											
0- 1		0- 0		0- 0		HOME		0- 0		0- 0		0- 1											
1- 3		0- 0		0- 1		AWAY		0- 1		1- 0		0- 1											
2- 6		0- 1		0- 2		NEUTRAL		0- 0		0- 2		2- 1											
6- 4		0- 0		0- 0		CONFERENCE		0- 3		0- 0		6- 1											
4- 1		0- 0		0- 0		HOME		0- 0		0- 0		4- 1											
2- 3		0- 0		0- 0		AWAY		0- 3		0- 0		2- 0											
0- 0		0- 0		0- 0		NEUTRAL		0- 0		0- 0		0- 0											
RPI	S	Opponent		Score		RPI	S	Opponent		Score		RPI	S	Opponent		Score							
2	N	Minnesota		0	3	27	N	Oregon St.		0	3	75	A	North Dakota		0	3	114	N	Ball St.		1	3
						29	N	Michigan		0	3	83	A	Portland St.		0	3	121	A	Belmont		3	2
						32	A	Colorado St.		0	3	88	A	Boise St.		0	3	146	N	Virginia Tech		2	3
												97	A	Sacramento St.		0	3	168	A	Northern Colo.		3	0
																		196	A	Milwaukee		2	3
																		199	H	Northern Ariz.		0	3
																		202	H	Utah Valley		1	3
																		225	N	UT Arlington		0	3
																		231	H	Montana St.		3	2
																		234	H	Weber St.		3	2
																		246	H	Montana		3	2
																		255	A	Eastern Wash.		3	1
																		280	N	Middle Tenn.		3	0
																		293	H	Southern Utah		3	0
																		314	N	South Dakota St.		3	1
						LAST 10 GAMES																	
						168	A	Northern Colo.		3	0	246	H	Montana		3	2						
						75	A	North Dakota		0	3	293	H	Southern Utah		3	0						
						234	H	Weber St.		3	2	199	H	Northern Ariz.		0	3						
						255	A	Eastern Wash.		3	1	97	A	Sacramento St.		0	3						
						231	H	Montana St.		3	2	83	A	Portland St.		0	3						

Non-Div. I Games:

Idaho St.

Average RPI Win:	232	WON-LOST	WINNING	LAST 10	STRENGTH OF	OPP. STRENGTH	TEAM	ADJ	CONF.	ADJ CONF.					
Average RPI Loss:	142	RECORD	PCT. RANK	GAMES	SCHEDULE	OF SCHEDULE	RPI	RPI	RPI	RPI					
DIV. I ONLY	11- 14	.44	200	3- 7	186	210	205	.47596	204	20	20				
DIV. I NON-CONF.	8- 8	.5	158	0- 1	185	209	183	.49014	183	19	19				
<hr/>															
TOTALS	RPI 1-25	RPI 26-50		W-L RECORDS		RPI 51-100		RPI 101-150		RPI 150+					
11- 14	0- 0	0- 0		OVERALL		0- 4		2- 5		9- 5					
5- 6	0- 0	0- 0		HOME		0- 1		1- 3		4- 2					
4- 4	0- 0	0- 0		AWAY		0- 1		1- 2		3- 0					
2- 4	0- 0	0- 0		NEUTRAL		0- 2		0- 0		2- 2					
<hr/>															
8- 8	0- 0	0- 0		NON-CONFERENCE		0- 2		2- 2		6- 4					
3- 2	0- 0	0- 0		HOME		0- 0		1- 1		2- 1					
3- 2	0- 0	0- 0		AWAY		0- 0		1- 1		2- 1					
2- 4	0- 0	0- 0		NEUTRAL		0- 2		0- 0		2- 2					
<hr/>															
3- 6	0- 0	0- 0		CONFERENCE		0- 2		0- 3		3- 1					
2- 4	0- 0	0- 0		HOME		0- 1		0- 2		2- 1					
1- 2	0- 0	0- 0		AWAY		0- 1		0- 1		1- 0					
0- 0	0- 0	0- 0		NEUTRAL		0- 0		0- 0		0- 0					
<hr/>															
RPI	S	Opponent	Score	RPI	S	Opponent	Score	RPI	S	Opponent	Score				
				63 A Denver				2	3	103 H SIUE	1	3			
				63 H Denver				1	3	114 A Ball St.	0	3			
				71 N Navy				0	3	115 H IUPUI	3	0			
				87 N Towson				1	3	128 A Oral Roberts	1	3			
										128 H Oral Roberts	1	3			
										131 H South Dakota	0	3			
										134 A Oakland	3	0			
										153 H North Dakota St.	3	1			
										180 A Valparaiso	0	3			
										209 A Eastern Mich.	3	1			
										212 H Wright St.	2	3			
										218 N Kent St.	2	3			
										219 H Toledo	3	1			
										241 H Omaha	2	3			
										243 N Bradley	0	3			
										252 N Saint Francis (PA)	3	0			
										266 N Akron	3	1			
										284 A Youngstown St.	3	1			
										296 H Western Ill.	3	0			
										313 H Quinnipiac	3	2			
						314 A South Dakota St.	3	0							
<hr/>															
				LAST 10 GAMES											
				63 H Denver				1	3	153 H North Dakota St.				3	1
				128 H Oral Roberts				1	3	241 H Omaha				2	3
				180 A Valparaiso				0	3	131 H South Dakota				0	3
				314 A South Dakota St.				3	0	63 A Denver				2	3
				296 H Western Ill.				3	0	128 A Oral Roberts				1	3

Non-Div. I Games:

Fort Wayne

Average RPI Win:	256	WON-LOST	WINNING	LAST 10	STRENGTH OF	OPP. STRENGTH	TEAM	ADJ	CONF.	ADJ CONF.	
Average RPI Loss:	147	RECORD	PCT. RANK	GAMES	SCHEDULE	OF SCHEDULE	RPI	RPI	RPI	RPI	
DIV. I ONLY	14- 10	.58333	124	8- 2	294	225	206	.47571	205	26	26
DIV. I NON-CONF.	7- 8	.46667	182	1- 0	299	188	254	.44231	253	24	24
<hr/>											
TOTALS	RPI 1-25	RPI 26-50		W-L RECORDS	RPI 51-100		RPI 101-150		RPI 150+		
14- 10	0- 0	0- 1		OVERALL	0- 1		0- 3		14- 5		
5- 1	0- 0	0- 0		HOME	0- 0		0- 0		5- 1		
4- 6	0- 0	0- 1		AWAY	0- 1		0- 2		4- 2		
5- 3	0- 0	0- 0		NEUTRAL	0- 0		0- 1		5- 2		
<hr/>											
7- 8	0- 0	0- 1		NON-CONFERENCE	0- 1		0- 1		7- 5		
0- 1	0- 0	0- 0		HOME	0- 0		0- 0		0- 1		
2- 4	0- 0	0- 1		AWAY	0- 1		0- 0		2- 2		
5- 3	0- 0	0- 0		NEUTRAL	0- 0		0- 1		5- 2		
<hr/>											
7- 2	0- 0	0- 0		CONFERENCE	0- 0		0- 2		7- 0		
5- 0	0- 0	0- 0		HOME	0- 0		0- 0		5- 0		
2- 2	0- 0	0- 0		AWAY	0- 0		0- 2		2- 0		
0- 0	0- 0	0- 0		NEUTRAL	0- 0		0- 0		0- 0		
<hr/>											
RPI S	Opponent	Score	RPI S	Opponent	Score	RPI S	Opponent	Score	RPI S	Opponent	Score
			40 A	Arkansas	1 3	58 A	UC Irvine	0 3	102 N	Arizona St.	0 3
									130 A	New Mexico St.	0 3
									145 A	UTRGV	1 3
									180 N	Valparaiso	3 1
									182 N	Utah St.	1 3
									182 N	Utah St.	0 3
									189 H	Seattle U	3 0
									199 A	Northern Ariz.	1 3
									199 N	Northern Ariz.	3 1
									202 H	Utah Valley	3 2
									215 A	Fresno St.	0 3
									215 H	Fresno St.	2 3
									231 N	Montana St.	3 0
									268 A	UMKC	3 0
									268 H	UMKC	3 0
									270 H	Grand Canyon	3 0
									285 A	Chicago St.	3 1
									285 H	Chicago St.	3 0
									286 N	San Francisco	3 0
									292 A	Cal St. Fullerton	3 1
									311 N	La.-Monroe	3 0
									314 A	South Dakota St.	3 2
<hr/>											
			LAST 10 GAMES								
			285 H	Chicago St.	3 0	292 A	Cal St. Fullerton	3 1			
			268 H	UMKC	3 0	202 H	Utah Valley	3 2			
			145 A	UTRGV	1 3	189 H	Seattle U	3 0			
			130 A	New Mexico St.	0 3	268 A	UMKC	3 0			
			270 H	Grand Canyon	3 0	285 A	Chicago St.	3 1			

Non-Div. I Games:

CSU Bakersfield

Average RPI Win:	230	WON-LOST RECORD	WINNING PCT. RANK	LAST 10 GAMES	STRENGTH OF SCHEDULE	OPP. STRENGTH OF SCHEDULE	TEAM RPI	ADJ RPI	CONF. RPI	ADJ CONF. RPI	
Average RPI Loss:	140										
DIV. I ONLY	9- 14	.3913	227	6- 4	137	201	202	.47491	206	21	22
DIV. I NON-CONF.	3- 10	.23077	275	0- 0	187	157	273	.426	271	23	23
<hr/>											
TOTALS	RPI 1-25	RPI 26-50		W-L RECORDS	RPI 51-100		RPI 101-150		RPI 150+		
9- 14	0- 0	0- 1		OVERALL	1- 5		1- 2		7- 6		
3- 6	0- 0	0- 1		HOME	0- 3		0- 1		3- 1		
4- 5	0- 0	0- 0		AWAY	1- 1		0- 0		3- 4		
2- 3	0- 0	0- 0		NEUTRAL	0- 1		1- 1		1- 1		
<hr/>											
3- 10	0- 0	0- 1		NON-CONFERENCE	0- 3		1- 2		2- 4		
0- 4	0- 0	0- 1		HOME	0- 2		0- 1		0- 0		
1- 3	0- 0	0- 0		AWAY	0- 0		0- 0		1- 3		
2- 3	0- 0	0- 0		NEUTRAL	0- 1		1- 1		1- 1		
<hr/>											
6- 4	0- 0	0- 0		CONFERENCE	1- 2		0- 0		5- 2		
3- 2	0- 0	0- 0		HOME	0- 1		0- 0		3- 1		
3- 2	0- 0	0- 0		AWAY	1- 1		0- 0		2- 1		
0- 0	0- 0	0- 0		NEUTRAL	0- 0		0- 0		0- 0		
<hr/>											
RPI S	Opponent	Score	RPI S	Opponent	Score	RPI S	Opponent	Score	RPI S	Opponent	Score
			45 H	Maryland	0 3	51 H	VCU	0 3	108 N	Hofstra	3 1
						52 A	High Point	0 3	139 N	Western Mich.	0 3
						52 H	High Point	1 3	147 H	Elon	1 3
						62 N	Villanova	0 3	174 A	Campbell	0 3
						73 A	Radford	3 2	186 A	UNCW	1 3
						93 H	Furman	0 3	211 A	Virginia	1 3
									220 H	UNC Asheville	3 2
									222 A	Air Force	0 3
									222 A	Air Force	3 1
									226 A	Winthrop	3 0
									226 H	Winthrop	2 3
									293 N	Southern Utah	2 3
									298 H	Presbyterian	3 2
									301 A	Charleston So.	3 1
									301 H	Charleston So.	3 0
									320 N	Morgan St.	3 1
<hr/>											
LAST 10 GAMES											
			301 A	Charleston So.	3 1	174 A	Campbell	0 3			
			226 A	Winthrop	3 0	73 A	Radford	3 2			
			301 H	Charleston So.	3 0	220 H	UNC Asheville	3 2			
			226 H	Winthrop	2 3	298 H	Presbyterian	3 2			
			52 A	High Point	0 3	52 H	High Point	1 3			

Non-Div. I Games:

Liberty

Average RPI Win:	288	WON-LOST	WINNING	LAST 10	STRENGTH OF	OPP. STRENGTH	TEAM	ADJ	CONF.	ADJ CONF.		
Average RPI Loss:	170	RECORD	PCT. RANK	GAMES	SCHEDULE	OF SCHEDULE	RPI	RPI	RPI	RPI		
DIV. I ONLY	13- 7	.65	94	8- 2	297	313	202	.47491	206	30	30	
DIV. I NON-CONF.	4- 5	.44444	202	0- 0	135	241	181	.49056	182	30	30	
<hr/>												
TOTALS	RPI 1-25	RPI 26-50		W-L RECORDS		RPI 51-100		RPI 101-150		RPI 150+		
13- 7	0- 0	0- 0		OVERALL		0- 1		0- 3		13- 3		
6- 1	0- 0	0- 0		HOME		0- 0		0- 0		6- 1		
4- 3	0- 0	0- 0		AWAY		0- 1		0- 1		4- 1		
3- 3	0- 0	0- 0		NEUTRAL		0- 0		0- 2		3- 1		
<hr/>												
4- 5	0- 0	0- 0		NON-CONFERENCE		0- 1		0- 3		4- 1		
0- 0	0- 0	0- 0		HOME		0- 0		0- 0		0- 0		
1- 2	0- 0	0- 0		AWAY		0- 1		0- 1		1- 0		
3- 3	0- 0	0- 0		NEUTRAL		0- 0		0- 2		3- 1		
<hr/>												
9- 2	0- 0	0- 0		CONFERENCE		0- 0		0- 0		9- 2		
6- 1	0- 0	0- 0		HOME		0- 0		0- 0		6- 1		
3- 1	0- 0	0- 0		AWAY		0- 0		0- 0		3- 1		
0- 0	0- 0	0- 0		NEUTRAL		0- 0		0- 0		0- 0		
<hr/>												
RPI	S	Opponent	Score	RPI	S	Opponent	Score	RPI	S	Opponent	Score	
								63	A	Denver	1	3
								111	A	Syracuse	0	3
								133	N	Colgate	1	3
								135	N	UC Davis	0	3
								160	N	Central Conn. St.	3	1
								191	H	Fairfield	2	3
								193	N	Eastern Ill.	3	0
								264	H	Marist	3	2
								270	N	Grand Canyon	1	3
								287	A	Iona	2	3
								288	A	Rider	3	1
								288	H	Rider	3	2
								299	A	Hartford	3	1
								306	H	Canisius	3	1
								307	N	NJIT	3	0
								313	H	Quinnipiac	3	0
								323	H	Siena	3	0
								332	A	Manhattan	3	0
								333	A	Saint Peter's	3	0
333	H	Saint Peter's	3	0								
				LAST 10 GAMES								
333 H Saint Peter's				3	0	191 H Fairfield				2	3	
288 H Rider				3	2	313 H Quinnipiac				3	0	
306 H Canisius				3	1	323 H Siena				3	0	
287 A Iona				2	3	264 H Marist				3	2	
332 A Manhattan				3	0	288 A Rider				3	1	

Non-Div. I Games:

Niagara

Average RPI Win: 197		WON-LOST RECORD		WINNING PCT. RANK		LAST 10 GAMES		STRENGTH OF SCHEDULE		OPP. STRENGTH OF SCHEDULE		TEAM RPI		ADJ RPI		CONF. RPI		ADJ CONF. RPI								
DIV. I ONLY		5- 15		.25 291		2- 8		62		143		208		.47443 208		5		5								
DIV. I NON-CONF.		3- 7		.3 264		0- 0		39		221		156		.50316 156		5		5								
TOTALS		RPI 1-25		RPI 26-50		W-L RECORDS		RPI 51-100		RPI 101-150		RPI 150+														
5- 15		0- 0		0- 2		OVERALL		1- 5		0- 5		4- 3														
4- 6		0- 0		0- 1		HOME		1- 2		0- 1		3- 2														
0- 9		0- 0		0- 1		AWAY		0- 3		0- 4		0- 1														
1- 0		0- 0		0- 0		NEUTRAL		0- 0		0- 0		1- 0														
3- 7		0- 0		0- 0		NON-CONFERENCE		0- 3		0- 2		3- 2														
2- 4		0- 0		0- 0		HOME		0- 2		0- 0		2- 2														
0- 3		0- 0		0- 0		AWAY		0- 1		0- 2		0- 0														
1- 0		0- 0		0- 0		NEUTRAL		0- 0		0- 0		1- 0														
2- 8		0- 0		0- 2		CONFERENCE		1- 2		0- 3		1- 1														
2- 2		0- 0		0- 1		HOME		1- 0		0- 1		1- 0														
0- 6		0- 0		0- 1		AWAY		0- 2		0- 2		0- 1														
0- 0		0- 0		0- 0		NEUTRAL		0- 0		0- 0		0- 0														
RPI	S	Opponent		Score	RPI	S	Opponent		Score	RPI	S	Opponent		Score												
					32	A	Pittsburgh		1 3	61	H	Princeton		2 3							101	A	Northeastern		2 3	
					32	H	Pittsburgh		0 3	65	H	North Texas		1 3							111	A	Syracuse		1 3	
										76	A	Temple		0 3							111	H	Syracuse		0 3	
										79	A	Georgia Tech		0 3							120	A	Harvard		2 3	
										79	H	Georgia Tech		3 1							144	A	Wake Forest		0 3	
										81	A	Duke		0 3							157	H	Providence		1 3	
																					178	H	Bryant		3 2	
																					191	H	Fairfield		0 3	
																					238	A	Clemson		0 3	
																					238	H	Clemson		3 0	
																					240	H	UAB		3 1	
																					250	N	Delaware		3 1	
LAST 10 GAMES																										
					79	A	Georgia Tech		0 3	79	H	Georgia Tech		3 1												
					238	A	Clemson		0 3	81	A	Duke		0 3												
					32	H	Pittsburgh		0 3	144	A	Wake Forest		0 3												
					111	H	Syracuse		0 3	32	A	Pittsburgh		1 3												
					238	H	Clemson		3 0	111	A	Syracuse		1 3												

Non-Div. I Games:

Boston College

Average RPI Win: 249		WON-LOST RECORD		WINNING PCT. RANK		LAST 10 GAMES		STRENGTH OF SCHEDULE		OPP. STRENGTH OF SCHEDULE		TEAM RPI		ADJ RPI		CONF. RPI		ADJ CONF. RPI	
Average RPI Loss: 136																			
DIV. I ONLY		9- 13		.40909 216		4- 6		163		213		209		.47365 209		18		18	
DIV. I NON-CONF.		5- 7		.41667 211		0- 0		195		215		216		.46559 215		18		18	
TOTALS		RPI 1-25		RPI 26-50		W-L RECORDS		RPI 51-100		RPI 101-150		RPI 150+							
9- 13		0- 0		0- 1		OVERALL		0- 4		0- 2		9- 6							
3- 6		0- 0		0- 0		HOME		0- 2		0- 1		3- 3							
2- 5		0- 0		0- 1		AWAY		0- 2		0- 0		2- 2							
4- 2		0- 0		0- 0		NEUTRAL		0- 0		0- 1		4- 1							
5- 7		0- 0		0- 1		NON-CONFERENCE		0- 1		0- 2		5- 3							
1- 2		0- 0		0- 0		HOME		0- 0		0- 1		1- 1							
0- 3		0- 0		0- 1		AWAY		0- 1		0- 0		0- 1							
4- 2		0- 0		0- 0		NEUTRAL		0- 0		0- 1		4- 1							
4- 6		0- 0		0- 0		CONFERENCE		0- 3		0- 0		4- 3							
2- 4		0- 0		0- 0		HOME		0- 2		0- 0		2- 2							
2- 2		0- 0		0- 0		AWAY		0- 1		0- 0		2- 1							
0- 0		0- 0		0- 0		NEUTRAL		0- 0		0- 0		0- 0							
RPI S	Opponent	Score	RPI S	Opponent	Score	RPI S	Opponent	Score	RPI S	Opponent	Score								
			30 A	Notre Dame	0 3	51 A	VCU	0 3	101 H	Northeastern	1 3								
						51 H	VCU	0 3	130 N	New Mexico St.	0 3								
						54 H	Dayton	0 3	152 H	Saint Louis	1 3								
						68 A	Yale	1 3	179 A	Duquesne	3 2								
									180 N	Valparaiso	0 3								
									213 A	New Hampshire	2 3								
									216 N	Dartmouth	3 2								
									228 H	Columbia	1 3								
									238 N	Clemson	3 1								
									247 H	George Washington	3 1								
									250 N	Delaware	3 0								
									251 A	La Salle	2 3								
									259 A	Davidson	3 2								
									259 H	Davidson	1 3								
									264 H	Marist	3 2								
									265 H	George Mason	3 0								
									323 N	Siena	3 0								
LAST 10 GAMES																			
			51 H	VCU	0 3	152 H	Saint Louis	1 3											
			259 H	Davidson	1 3	265 H	George Mason	3 0											
			251 A	La Salle	2 3	247 H	George Washington	3 1											
			179 A	Duquesne	3 2	259 A	Davidson	3 2											
			54 H	Dayton	0 3	51 A	VCU	0 3											

Non-Div. I Games:

Rhode Island

Average RPI Win:	238	WON-LOST RECORD	WINNING PCT. RANK	LAST 10 GAMES	STRENGTH OF SCHEDULE	OPP. STRENGTH OF SCHEDULE	TEAM RPI	ADJ RPI	CONF. RPI	ADJ CONF. RPI			
DIV. I ONLY		11- 15	.42308	208	3- 7	171	220	209	.47365	209	14	14	
DIV. I NON-CONF.		8- 8	.5	158	0- 0	179	238	184	.48893	184	11	11	
<hr/>													
TOTALS	RPI 1-25	RPI 26-50		W-L RECORDS		RPI 51-100		RPI 101-150		RPI 150+			
11- 15	0- 1	0- 0		OVERALL		1- 3		0- 5		10- 6			
2- 5	0- 0	0- 0		HOME		0- 0		0- 2		2- 3			
2- 6	0- 0	0- 0		AWAY		1- 3		0- 2		1- 1			
7- 4	0- 1	0- 0		NEUTRAL		0- 0		0- 1		7- 2			
<hr/>													
8- 8	0- 1	0- 0		NON-CONFERENCE		1- 2		0- 1		7- 4			
0- 1	0- 0	0- 0		HOME		0- 0		0- 0		0- 1			
1- 3	0- 0	0- 0		AWAY		1- 2		0- 0		0- 1			
7- 4	0- 1	0- 0		NEUTRAL		0- 0		0- 1		7- 2			
<hr/>													
3- 7	0- 0	0- 0		CONFERENCE		0- 1		0- 4		3- 2			
2- 4	0- 0	0- 0		HOME		0- 0		0- 2		2- 2			
1- 3	0- 0	0- 0		AWAY		0- 1		0- 2		1- 0			
0- 0	0- 0	0- 0		NEUTRAL		0- 0		0- 0		0- 0			
<hr/>													
RPI S	Opponent	Score		RPI S	Opponent	Score		RPI S	Opponent	Score			
20 N	Purdue	0	3			59 A	Butler	3	1	114 H	Ball St.	1	3
						70 A	Miami (OH)	0	3	134 N	Oakland	1	3
						87 A	Towson	1	3	136 A	Bowling Green	1	3
						98 A	Wyoming	0	3	139 A	Western Mich.	1	3
										141 H	Buffalo	0	3
										159 H	Ohio	2	3
										162 N	Jacksonville	3	0
										170 N	Stony Brook	2	3
										177 A	Northern Ill.	3	2
										183 H	Central Mich.	2	3
										184 N	Louisiana	1	3
										204 H	Fort Wayne	1	3
										219 H	Toledo	3	0
										256 N	Robert Morris	3	0
										265 N	George Mason	3	0
										266 H	Akron	3	1
										285 A	Chicago St.	2	3
										292 N	Cal St. Fullerton	3	1
										297 N	Southeast Mo. St.	3	0
										313 N	Quinnipiac	3	0
										317 N	Lafayette	3	1
<hr/>													
				LAST 10 GAMES									
				141 H	Buffalo	0	3	183 H	Central Mich.	2	3		
				266 H	Akron	3	1	139 A	Western Mich.	1	3		
				70 A	Miami (OH)	0	3	177 A	Northern Ill.	3	2		
				136 A	Bowling Green	1	3	219 H	Toledo	3	0		
				159 H	Ohio	2	3	114 H	Ball St.	1	3		

Non-Div. I Games:

Eastern Mich.

Average RPI Win: 179		WON-LOST RECORD		WINNING PCT. RANK		LAST 10 GAMES		STRENGTH OF SCHEDULE		OPP. STRENGTH OF SCHEDULE		TEAM RPI		ADJ RPI		CONF. RPI		ADJ CONF. RPI	
DIV. I ONLY		4- 17		.19048 305		0- 1		56		68		211		.47357 211		5		5	
DIV. I NON-CONF.		4- 7		.36364 232		0- 1		94		136		172		.49507 174		5		5	
TOTALS		RPI 1-25		RPI 26-50		W-L RECORDS		RPI 51-100		RPI 101-150		RPI 150+							
4- 17		0- 1		0- 6		OVERALL		0- 4		1- 5		3- 1							
3- 8		0- 1		0- 1		HOME		0- 3		1- 2		2- 1							
1- 7		0- 0		0- 5		AWAY		0- 0		0- 2		1- 0							
0- 2		0- 0		0- 0		NEUTRAL		0- 1		0- 1		0- 0							
4- 7		0- 0		0- 0		NON-CONFERENCE		0- 3		1- 3		3- 1							
3- 3		0- 0		0- 0		HOME		0- 2		1- 0		2- 1							
1- 2		0- 0		0- 0		AWAY		0- 0		0- 2		1- 0							
0- 2		0- 0		0- 0		NEUTRAL		0- 1		0- 1		0- 0							
0- 10		0- 1		0- 6		CONFERENCE		0- 1		0- 2		0- 0							
0- 5		0- 1		0- 1		HOME		0- 1		0- 2		0- 0							
0- 5		0- 0		0- 5		AWAY		0- 0		0- 0		0- 0							
0- 0		0- 0		0- 0		NEUTRAL		0- 0		0- 0		0- 0							
RPI S	Opponent	Score		RPI S	Opponent	Score		RPI S	Opponent	Score		RPI S	Opponent	Score					
25	H Louisville	1	3	30	H Notre Dame	1	3	51	H VCU	0	3	108	H Hofstra	3	0				
				32	A Pittsburgh	0	3	62	H Villanova	1	3	112	A UCF	0	3				
				37	A Miami (FL)	2	3	81	H Duke	1	3	112	A UCF	0	3				
				38	A NC State	0	3	87	N Towson	0	3	127	N ETSU	0	3				
				39	A Florida St.	1	3					144	H Wake Forest	2	3				
				47	A North Carolina	0	3					146	H Virginia Tech	1	3				
												159	H Ohio	3	0				
												206	H Liberty	3	1				
												244	A Appalachian St.	3	1				
												249	H Howard	1	3				
LAST 10 GAMES																			
112	A UCF	0	3	25	H Louisville	1	3												
144	H Wake Forest	2	3	30	H Notre Dame	1	3												
81	H Duke	1	3	32	A Pittsburgh	0	3												
47	A North Carolina	0	3	146	H Virginia Tech	1	3												
38	A NC State	0	3	37	A Miami (FL)	2	3												

Non-Div. I Games:

Virginia

Average RPI Win:	228	WON-LOST RECORD	WINNING PCT. RANK	LAST 10 GAMES	STRENGTH OF SCHEDULE	OPP. STRENGTH OF SCHEDULE	TEAM RPI	ADJ RPI	CONF. RPI	ADJ CONF. RPI		
Average RPI Loss:	125											
DIV. I ONLY		9- 14	.3913	227	3- 7	167	158	214	.47254	212	13	13
DIV. I NON-CONF.		6- 7	.46154	183	0- 0	159	169	174	.49489	175	13	13
<hr/>												
TOTALS	RPI 1-25	RPI 26-50		W-L RECORDS		RPI 51-100		RPI 101-150		RPI 150+		
9- 14	0- 1	0- 1		OVERALL		0- 1		2- 6		7- 5		
2- 5	0- 0	0- 0		HOME		0- 1		1- 2		1- 2		
4- 6	0- 0	0- 0		AWAY		0- 0		1- 3		3- 3		
3- 3	0- 1	0- 1		NEUTRAL		0- 0		0- 1		3- 0		
6- 7	0- 1	0- 1		NON-CONFERENCE		0- 1		0- 3		6- 1		
1- 2	0- 0	0- 0		HOME		0- 1		0- 1		1- 0		
2- 2	0- 0	0- 0		AWAY		0- 0		0- 1		2- 1		
3- 3	0- 1	0- 1		NEUTRAL		0- 0		0- 1		3- 0		
3- 7	0- 0	0- 0		CONFERENCE		0- 0		2- 3		1- 4		
1- 3	0- 0	0- 0		HOME		0- 0		1- 1		0- 2		
2- 4	0- 0	0- 0		AWAY		0- 0		1- 2		1- 2		
0- 0	0- 0	0- 0		NEUTRAL		0- 0		0- 0		0- 0		
RPI S	Opponent	Score	RPI S	Opponent	Score	RPI S	Opponent	Score	RPI S	Opponent	Score	
7 N	Stanford	0 3	42 N	Iowa	0 3	53 H	West Virginia	1 3	103 A	SIUE	1 3	
									106 A	Cleveland St.	3 1	
									115 A	IUPUI	2 3	
									115 H	IUPUI	2 3	
									116 H	Green Bay	3 2	
									120 H	Harvard	0 3	
									134 A	Oakland	0 3	
									140 N	Tulsa	1 3	
									154 H	Ill.-Chicago	1 3	
									169 A	Northern Ky.	2 3	
									169 H	Northern Ky.	1 3	
									184 N	Louisiana	3 0	
									196 A	Milwaukee	2 3	
									204 A	Fort Wayne	3 2	
									229 A	Long Beach St.	0 3	
									268 N	UMKC	3 1	
									284 A	Youngstown St.	3 1	
									285 A	Chicago St.	3 0	
									297 N	Southeast Mo. St.	3 0	
									305 H	Tennessee Tech	3 1	
			LAST 10 GAMES									
			115 H	IUPUI	2 3	116 H	Green Bay	3 2				
			169 H	Northern Ky.	1 3	106 A	Cleveland St.	3 1				
			196 A	Milwaukee	2 3	134 A	Oakland	0 3				
			284 A	Youngstown St.	3 1	169 A	Northern Ky.	2 3				
			154 H	Ill.-Chicago	1 3	115 A	IUPUI	2 3				

Non-Div. I Games:

Wright St.

Average RPI Win: 251		WON-LOST RECORD		WINNING PCT. RANK		LAST 10 GAMES		STRENGTH OF SCHEDULE		OPP. STRENGTH OF SCHEDULE		TEAM RPI		ADJ RPI		CONF. RPI		ADJ CONF. RPI	
Average RPI Loss: 133																			
DIV. I ONLY		10- 11		.47619 176		8- 2		220		202		212		.47219 213		29		29	
DIV. I NON-CONF.		5- 9		.35714 237		3- 0		160		147		211		.46979 210		28		28	
TOTALS		RPI 1-25		RPI 26-50		W-L RECORDS		RPI 51-100		RPI 101-150		RPI 150+							
10- 11		0- 0		0- 2		OVERALL		0- 2		0- 3		10- 4							
7- 1		0- 0		0- 0		HOME		0- 0		0- 0		7- 1							
2- 5		0- 0		0- 1		AWAY		0- 0		0- 2		2- 2							
1- 5		0- 0		0- 1		NEUTRAL		0- 2		0- 1		1- 1							
5- 9		0- 0		0- 2		NON-CONFERENCE		0- 2		0- 3		5- 2							
4- 0		0- 0		0- 0		HOME		0- 0		0- 0		4- 0							
0- 4		0- 0		0- 1		AWAY		0- 0		0- 2		0- 1							
1- 5		0- 0		0- 1		NEUTRAL		0- 2		0- 1		1- 1							
5- 2		0- 0		0- 0		CONFERENCE		0- 0		0- 0		5- 2							
3- 1		0- 0		0- 0		HOME		0- 0		0- 0		3- 1							
2- 1		0- 0		0- 0		AWAY		0- 0		0- 0		2- 1							
0- 0		0- 0		0- 0		NEUTRAL		0- 0		0- 0		0- 0							
RPI S	Opponent	Score		RPI S	Opponent	Score		RPI S	Opponent	Score		RPI S	Opponent	Score					
29 A	Michigan	0 3		59 N	Butler	1 3		101 A	Northeastern	2 3									
44 N	Washington St.	0 3		97 N	Sacramento St.	1 3		116 N	Green Bay	1 3									
								137 A	St. John's (NY)	0 3									
								170 H	Stony Brook	3 2									
								176 N	UConn	1 3									
								178 H	Bryant	3 0									
								191 A	Fairfield	1 3									
								201 A	Albany (NY)	3 2									
								209 H	Rhode Island	3 2									
								216 H	Dartmouth	3 0									
								221 H	UMBC	2 3									
								289 A	Binghamton	1 3									
								299 H	Hartford	3 0									
								300 A	UMass Lowell	3 2									
								300 H	UMass Lowell	3 0									
								312 N	Holy Cross	3 0									
								323 H	Siena	3 0									
LAST 10 GAMES																			
300 H	UMass Lowell	3 0		201 A	Albany (NY)	3 2													
299 H	Hartford	3 0		300 A	UMass Lowell	3 2													
221 H	UMBC	2 3		216 H	Dartmouth	3 0													
170 H	Stony Brook	3 2		209 H	Rhode Island	3 2													
289 A	Binghamton	1 3		323 H	Siena	3 0													

Non-Div. I Games:

New Hampshire

Average RPI Win:		229	WON-LOST RECORD		WINNING PCT. RANK		LAST 10 GAMES		STRENGTH OF SCHEDULE		OPP. STRENGTH OF SCHEDULE		TEAM RPI		ADJ RPI		CONF. RPI		ADJ CONF. RPI				
Average RPI Loss:		116																					
DIV. I ONLY			9- 14		.3913 227		6- 4		180		123		215		.47164 214		15		16				
DIV. I NON-CONF.			5- 10		.33333 247		2- 0		121		93		200		.47977 198		17		17				
TOTALS		RPI 1-25		RPI 26-50		W-L RECORDS		RPI 51-100		RPI 101-150		RPI 150+											
9- 14		0- 1		0- 2		OVERALL		1- 4		1- 2		7- 5											
3- 5		0- 0		0- 1		HOME		0- 2		1- 1		2- 1											
3- 6		0- 1		0- 0		AWAY		0- 2		0- 1		3- 2											
3- 3		0- 0		0- 1		NEUTRAL		1- 0		0- 0		2- 2											
5- 10		0- 1		0- 2		NON-CONFERENCE		1- 3		1- 0		3- 4											
1- 3		0- 0		0- 1		HOME		0- 1		1- 0		0- 1											
1- 4		0- 1		0- 0		AWAY		0- 2		0- 0		1- 1											
3- 3		0- 0		0- 1		NEUTRAL		1- 0		0- 0		2- 2											
4- 4		0- 0		0- 0		CONFERENCE		0- 1		0- 2		4- 1											
2- 2		0- 0		0- 0		HOME		0- 1		0- 1		2- 0											
2- 2		0- 0		0- 0		AWAY		0- 0		0- 1		2- 1											
0- 0		0- 0		0- 0		NEUTRAL		0- 0		0- 0		0- 0											
RPI	S	Opponent		Score		RPI	S	Opponent		Score		RPI	S	Opponent		Score							
13	A	Michigan St.		0 3		45	H	Maryland		0 3		53	H	West Virginia		0 3							
						50	N	Missouri				57	A	Tennessee		0 3							
												67	A	Austin Peay		1 3							
												89	H	Rice		2 3							
												93	N	Furman		3 1							
												117	A	UTSA		0 3							
												146	H	Virginia Tech		3 0							
												148	H	Southern Miss.		1 3							
												151	N	San Diego St.		3 0							
												159	A	Ohio		1 3							
												164	A	Charlotte		1 3							
												171	N	A&M-Corpus Christi		0 3							
												219	H	Toledo		2 3							
												253	N	USC Upstate		3 0							
												268	N	UMKC		0 3							
												280	A	Middle Tenn.		3 0							
												282	A	FIU		3 1							
												282	H	FIU		3 2							
												283	H	Louisiana Tech		3 1							
												295	A	Morehead St.		3 0							
LAST 10 GAMES																							
282 H FIU						3 2						148 H Southern Miss.						1 3					
283 H Louisiana Tech						3 1						280 A Middle Tenn.						3 0					
89 H Rice						2 3						164 A Charlotte						1 3					
117 A UTSA						0 3						93 N Furman						3 1					
282 A FIU						3 1						253 N USC Upstate						3 0					

Non-Div. I Games:

Marshall

Average RPI Win: 202		WON-LOST	WINNING	LAST 10	STRENGTH OF		OPP. STRENGTH	TEAM	ADJ	CONF.	ADJ CONF.
Average RPI Loss: 136		RECORD	PCT. RANK	GAMES	SCHEDULE		OF SCHEDULE	RPI	RPI	RPI	RPI
DIV. I ONLY		9- 13	.40909	216	4- 6		185	154	213	.47155	215
DIV. I NON-CONF.		5- 7	.41667	211	0- 0		168	175	202	.47787	200
TOTALS		RPI 1-25	RPI 26-50		W-L RECORDS		RPI 51-100		RPI 101-150		RPI 150+
9- 13	0- 0	0- 1		OVERALL		0- 4		0- 3		9- 5	
4- 3	0- 0	0- 0		HOME		0- 1		0- 1		4- 1	
3- 7	0- 0	0- 0		AWAY		0- 3		0- 1		3- 3	
2- 3	0- 0	0- 1		NEUTRAL		0- 0		0- 1		2- 1	
5- 7	0- 0	0- 1		NON-CONFERENCE		0- 2		0- 2		5- 2	
1- 0	0- 0	0- 0		HOME		0- 0		0- 0		1- 0	
2- 4	0- 0	0- 0		AWAY		0- 2		0- 1		2- 1	
2- 3	0- 0	0- 1		NEUTRAL		0- 0		0- 1		2- 1	
4- 6	0- 0	0- 0		CONFERENCE		0- 2		0- 1		4- 3	
3- 3	0- 0	0- 0		HOME		0- 1		0- 1		3- 1	
1- 3	0- 0	0- 0		AWAY		0- 1		0- 0		1- 2	
0- 0	0- 0	0- 0		NEUTRAL		0- 0		0- 0		0- 0	
RPI S	Opponent	Score	RPI S	Opponent	Score	RPI S	Opponent	Score	RPI S	Opponent	Score
			27 N	Oregon St.	0 3	58 A	UC Irvine	0 3	107 N	Pepperdine	0 3
						88 A	Boise St.	0 3	126 H	San Jose St.	1 3
						88 H	Boise St.	1 3	149 A	Saint Mary's (CA)	0 3
						95 A	Portland	1 3	151 H	San Diego St.	3 1
									166 A	UNLV	3 2
									167 A	New Mexico	1 3
									175 N	CSUN	2 3
									182 A	Utah St.	1 3
									182 H	Utah St.	3 1
									198 N	Alabama St.	3 1
									202 N	Utah Valley	3 1
									205 A	CSU Bakersfield	3 2
									205 H	CSU Bakersfield	3 0
									222 H	Air Force	2 3
									223 H	Nevada	3 1
									286 A	San Francisco	2 3
									286 A	San Francisco	3 0
LAST 10 GAMES											
			88 H	Boise St.	1 3	151 H	San Diego St.	3 1			
			182 H	Utah St.	3 1	126 H	San Jose St.	1 3			
			167 A	New Mexico	1 3	223 H	Nevada	3 1			
			166 A	UNLV	3 2	182 A	Utah St.	1 3			
			222 H	Air Force	2 3	88 A	Boise St.	0 3			

Non-Div. I Games:

Fresno St.

Average RPI Win: 246		WON-LOST RECORD		WINNING PCT. RANK		LAST 10 GAMES		STRENGTH OF SCHEDULE		OPP. STRENGTH OF SCHEDULE		TEAM RPI		ADJ RPI		CONF. RPI		ADJ CONF. RPI	
DIV. I ONLY		7- 10		.41176 214		4- 6		175		200		216		.4715 216		12		12	
DIV. I NON-CONF.		4- 5		.44444 202		1- 1		244		217		237		.45434 236		16		16	
TOTALS		RPI 1-25		RPI 26-50		W-L RECORDS		RPI 51-100		RPI 101-150		RPI 150+							
7- 10		0- 0		0- 0		OVERALL		0- 4		0- 3		7- 3							
5- 3		0- 0		0- 0		HOME		0- 1		0- 2		5- 0							
0- 5		0- 0		0- 0		AWAY		0- 2		0- 1		0- 2							
2- 2		0- 0		0- 0		NEUTRAL		0- 1		0- 0		2- 1							
4- 5		0- 0		0- 0		NON-CONFERENCE		0- 2		0- 1		4- 2							
2- 1		0- 0		0- 0		HOME		0- 0		0- 1		2- 0							
0- 2		0- 0		0- 0		AWAY		0- 1		0- 0		0- 1							
2- 2		0- 0		0- 0		NEUTRAL		0- 1		0- 0		2- 1							
3- 5		0- 0		0- 0		CONFERENCE		0- 2		0- 2		3- 1							
3- 2		0- 0		0- 0		HOME		0- 1		0- 1		3- 0							
0- 3		0- 0		0- 0		AWAY		0- 1		0- 1		0- 1							
0- 0		0- 0		0- 0		NEUTRAL		0- 0		0- 0		0- 0							
RPI	S	Opponent		Score	RPI	S	Opponent		Score	RPI	S	Opponent		Score					
							61 A Princeton	1	3			111 H Syracuse	1	3					
							68 H Yale	0	3			120 A Harvard	1	3					
							69 A California	0	3			120 H Harvard	0	3					
							96 N Texas Tech	0	3			158 H Cornell	3	1					
												192 H Sacred Heart	3	2					
												200 A Penn	1	3					
												209 N Rhode Island	2	3					
												213 A New Hampshire	0	3					
												228 H Columbia	3	0					
												255 N Eastern Wash.	3	2					
												278 H Brown	3	0					
												287 H Iona	3	1					
												323 N Siena	3	0					
LAST 10 GAMES																			
							120 H Harvard	0	3			158 H Cornell	3	1					
							278 H Brown	3	0			228 H Columbia	3	0					
							68 H Yale	0	3			120 A Harvard	1	3					
							200 A Penn	1	3			213 A New Hampshire	0	3					
							61 A Princeton	1	3			323 N Siena	3	0					

Non-Div. I Games:

Dartmouth

Average RPI Win:		267	WON-LOST RECORD		WINNING PCT. RANK		LAST 10 GAMES		STRENGTH OF SCHEDULE		OPP. STRENGTH OF SCHEDULE		TEAM RPI		ADJ RPI		CONF. RPI		ADJ CONF. RPI		
DIV. I ONLY			11- 12		.47826 171		3- 1		234		214		219		.47056 217		23		23		
DIV. I NON-CONF.			6- 7		.46154 183		1- 0		263		186		238		.45421 237		25		25		
TOTALS		RPI 1-25		RPI 26-50		W-L RECORDS		RPI 51-100		RPI 101-150		RPI 150+									
11- 12		0- 1		0- 0		OVERALL		0- 4		1- 2		10- 5									
4- 2		0- 0		0- 0		HOME		0- 1		1- 0		3- 1									
2- 6		0- 0		0- 0		AWAY		0- 2		0- 2		2- 2									
5- 4		0- 1		0- 0		NEUTRAL		0- 1		0- 0		5- 2									
6- 7		0- 1		0- 0		NON-CONFERENCE		0- 3		0- 0		6- 3									
0- 0		0- 0		0- 0		HOME		0- 0		0- 0		0- 0									
1- 3		0- 0		0- 0		AWAY		0- 2		0- 0		1- 1									
5- 4		0- 1		0- 0		NEUTRAL		0- 1		0- 0		5- 2									
5- 5		0- 0		0- 0		CONFERENCE		0- 1		1- 2		4- 2									
4- 2		0- 0		0- 0		HOME		0- 1		1- 0		3- 1									
1- 3		0- 0		0- 0		AWAY		0- 0		0- 2		1- 1									
0- 0		0- 0		0- 0		NEUTRAL		0- 0		0- 0		0- 0									
RPI	S	Opponent		Score		RPI	S	Opponent		Score		RPI	S	Opponent		Score					
1	N	Penn St.		0 3								103	A	SIUE		1 3					
								53 A West Virginia		0 3		121	A	Belmont		0 3					
								67 H Austin Peay		0 3		142	H	Murray St.		3 1					
								86 A Central Ark.		0 3		193	A	Eastern Ill.		1 3					
								90 N Indiana		0 3		194	H	Eastern Ky.		1 3					
												239	A	Tennessee St.		3 1					
												240	N	UAB		3 0					
												250	N	Delaware		3 1					
												257	A	Memphis		1 3					
												257	N	Memphis		0 3					
												258	N	Little Rock		1 3					
												269	A	Evansville		3 1					
												283	N	Louisiana Tech		3 2					
												295	H	Morehead St.		3 1					
												297	H	Southeast Mo. St.		3 1					
												305	H	Tennessee Tech		3 1					
												310	N	Nicholls St.		3 0					
												311	N	La.-Monroe		3 2					
LAST 10 GAMES																					
283 N Louisiana Tech						3 2		193 A Eastern Ill.						1 3							
295 H Morehead St.						3 1		103 A SIUE						1 3							
194 H Eastern Ky.						1 3		67 H Austin Peay						0 3							
239 A Tennessee St.						3 1		142 H Murray St.						3 1							
121 A Belmont						0 3		305 H Tennessee Tech						3 1							

Non-Div. I Games:

UT Martin

Average RPI Win: 197		WON-LOST RECORD		WINNING PCT. RANK		LAST 10 GAMES		STRENGTH OF SCHEDULE		OPP. STRENGTH OF SCHEDULE		TEAM RPI		ADJ RPI		CONF. RPI		ADJ CONF. RPI	
DIV. I ONLY		4- 17		.19048 305		2- 8		54		126		225		.47048 218		14		14	
DIV. I NON-CONF.		2- 9		.18182 294		0- 0		10		102		145		.51229 141		11		11	
TOTALS		RPI 1-25		RPI 26-50		W-L RECORDS		RPI 51-100		RPI 101-150		RPI 150+							
4- 17		0- 3		0- 1		OVERALL		0- 4		0- 5		4- 4							
1- 6		0- 0		0- 0		HOME		0- 3		0- 2		1- 1							
1- 7		0- 2		0- 0		AWAY		0- 0		0- 3		1- 2							
2- 4		0- 1		0- 1		NEUTRAL		0- 1		0- 0		2- 1							
2- 9		0- 3		0- 1		NON-CONFERENCE		0- 3		0- 1		2- 1							
0- 2		0- 0		0- 0		HOME		0- 2		0- 0		0- 0							
0- 3		0- 2		0- 0		AWAY		0- 0		0- 1		0- 0							
2- 4		0- 1		0- 1		NEUTRAL		0- 1		0- 0		2- 1							
2- 8		0- 0		0- 0		CONFERENCE		0- 1		0- 4		2- 3							
1- 4		0- 0		0- 0		HOME		0- 1		0- 2		1- 1							
1- 4		0- 0		0- 0		AWAY		0- 0		0- 2		1- 2							
0- 0		0- 0		0- 0		NEUTRAL		0- 0		0- 0		0- 0							
RPI	S	Opponent		Score		RPI	S	Opponent		Score		RPI	S	Opponent		Score			
19	A	Iowa St.		0	3	35	N	Western Ky.		0	3	59	H	Butler		0	3		
23	N	Illinois		0	3							60	H	Col. of Charleston		0	3		
25	A	Louisville		0	3							70	H	Miami (OH)		2	3		
												87	N	Towson		0	3		
														</					

Non-Div. I Games:

Kent St.

T
o
l
e
d
o

Toledo

Average RPI Win: 272		WON-LOST	WINNING	LAST 10	STRENGTH OF		OPP. STRENGTH	TEAM	ADJ	CONF.	ADJ CONF.
Average RPI Loss: 119		RECORD	PCT. RANK	GAMES	SCHEDULE		OF SCHEDULE	RPI	RPI	RPI	RPI
DIV. I ONLY		8- 13	.38095	234	4- 6		153	204	221	.46953	220
DIV. I NON-CONF.		3- 7	.3	264	0- 0		210	179	264	.43397	263
TOTALS		RPI 1-25	RPI 26-50		W-L RECORDS		RPI 51-100		RPI 101-150		RPI 150+
8- 13	0- 0	0- 2		OVERALL		0- 6		0- 1		8- 4	
4- 2	0- 0	0- 0		HOME		0- 2		0- 0		4- 0	
1- 8	0- 0	0- 1		AWAY		0- 3		0- 0		1- 4	
3- 3	0- 0	0- 1		NEUTRAL		0- 1		0- 1		3- 0	
3- 7	0- 0	0- 2		NON-CONFERENCE		0- 2		0- 1		3- 2	
0- 0	0- 0	0- 0		HOME		0- 0		0- 0		0- 0	
0- 4	0- 0	0- 1		AWAY		0- 1		0- 0		0- 2	
3- 3	0- 0	0- 1		NEUTRAL		0- 1		0- 1		3- 0	
5- 6	0- 0	0- 0		CONFERENCE		0- 4		0- 0		5- 2	
4- 2	0- 0	0- 0		HOME		0- 2		0- 0		4- 0	
1- 4	0- 0	0- 0		AWAY		0- 2		0- 0		1- 2	
0- 0	0- 0	0- 0		NEUTRAL		0- 0		0- 0		0- 0	
RPI S	Opponent	Score	RPI S	Opponent	Score	RPI S	Opponent	Score	RPI S	Opponent	Score
32 N	Colorado St.	0 3	52 A	High Point	0 3	143 N	LIU Brooklyn	0 3			
39 A	Florida St.	0 3	52 H	High Point	0 3	174 H	Campbell	3 1			
			72 A	Georgia	0 3	206 A	Liberty	2 3			
			73 A	Radford	1 3	224 A	UMES	1 3			
			73 H	Radford	0 3	226 H	Winthrop	3 0			
			78 N	TCU	0 3	237 A	Western Caro.	0 3			
						265 N	George Mason	3 0			
						271 A	Gardner-Webb	2 3			
						271 H	Gardner-Webb	3 1			
						298 A	Presbyterian	3 1			
						301 H	Charleston So.	3 0			
						319 N	Coppin St.	3 2			
						322 N	Delaware St.	3 2			
LAST 10 GAMES											
73 H	Radford	0 3	301 H	Charleston So.	3 0						
52 H	High Point	0 3	226 H	Winthrop	3 0						
298 A	Presbyterian	3 1	206 A	Liberty	2 3						
52 A	High Point	0 3	271 A	Gardner-Webb	2 3						
73 A	Radford	1 3	174 H	Campbell	3 1						

Non-Div. I Games: Montreat 3 0

UNC Asheville

Average RPI Win: 269		WON-LOST RECORD		WINNING PCT. RANK		LAST 10 GAMES		STRENGTH OF SCHEDULE		OPP. STRENGTH OF SCHEDULE		TEAM RPI		ADJ RPI		CONF. RPI		ADJ CONF. RPI											
DIV. I ONLY		13- 8		.61905 106		8- 2		314		179		224		.46922 221		29		29											
DIV. I NON-CONF.		8- 6		.57143 133		3- 0		306		141		213		.46725 213		28		28											
TOTALS		RPI 1-25		RPI 26-50		W-L RECORDS		RPI 51-100		RPI 101-150		RPI 150+																	
13- 8		0- 1		0- 1		OVERALL		1- 0		0- 3		12- 3																	
5- 1		0- 0		0- 0		HOME		0- 0		0- 0		5- 1																	
6- 3		0- 1		0- 1		AWAY		0- 0		0- 0		6- 1																	
2- 4		0- 0		0- 0		NEUTRAL		1- 0		0- 3		1- 1																	
8- 6		0- 1		0- 1		NON-CONFERENCE		1- 0		0- 3		7- 1																	
3- 0		0- 0		0- 0		HOME		0- 0		0- 0		3- 0																	
3- 2		0- 1		0- 1		AWAY		0- 0		0- 0		3- 0																	
2- 4		0- 0		0- 0		NEUTRAL		1- 0		0- 3		1- 1																	
5- 2		0- 0		0- 0		CONFERENCE		0- 0		0- 0		5- 2																	
2- 1		0- 0		0- 0		HOME		0- 0		0- 0		2- 1																	
3- 1		0- 0		0- 0		AWAY		0- 0		0- 0		3- 1																	
0- 0		0- 0		0- 0		NEUTRAL		0- 0		0- 0		0- 0																	
RPI	S	Opponent		Score		RPI	S	Opponent		Score		RPI	S	Opponent		Score													
5	A	Nebraska		0 3		45	A	Maryland		1 3		76	N	Temple		3 1													
												101	N	Northeastern		1	3												
												128	N	Oral Roberts		0	3												
												149	N	Saint Mary's (CA)		0	3												
												170	A	Stony Brook		0	3												
												201	H	Albany (NY)		1	3												
												213	A	New Hampshire		3	2												
												247	A	George Washington		3	0												
												249	H	Howard		3	0												
												250	N	Delaware		2	3												
												275	A	Loyola Maryland		3	1												
												289	H	Binghamton		3	1												
												298	H	Presbyterian		3	1												
												299	A	Hartford		3	0												
												299	H	Hartford		3	0												
												300	A	UMass Lowell		3	0												
												312	N	Holy Cross		3	1												
												319	H	Coppin St.		3	0												
												320	A	Morgan St.		3	0												
												LAST 10 GAMES																	
												201 H Albany (NY)						1	3	170 A Stony Brook						0	3		
299 H Hartford						3	0	299 A Hartford						3	0														
300 A UMass Lowell						3	0	249 H Howard						3	0														
213 A New Hampshire						3	2	247 A George Washington						3	0														
289 H Binghamton						3	1	312 N Holy Cross						3	1														

Average RPI Win:		210	WON-LOST RECORD		WINNING PCT. RANK		LAST 10 GAMES		STRENGTH OF SCHEDULE		OPP. STRENGTH OF SCHEDULE		TEAM RPI		ADJ RPI		CONF. RPI		ADJ CONF. RPI				
Average RPI Loss:		150																					
DIV. I ONLY			10- 14		.41667 211		3- 7		199		182		220		.46894 222		11		11				
DIV. I NON-CONF.			7- 7		.5 158		0- 0		217		216		203		.47726 203		10		10				
TOTALS		RPI 1-25		RPI 26-50		W-L RECORDS		RPI 51-100		RPI 101-150		RPI 150+											
10- 14		0- 1		0- 1		OVERALL		1- 2		1- 3		8- 7											
4- 6		0- 0		0- 1		HOME		1- 1		0- 1		3- 3											
2- 5		0- 0		0- 0		AWAY		0- 1		0- 1		2- 3											
4- 3		0- 1		0- 0		NEUTRAL		0- 0		1- 1		3- 1											
7- 7		0- 1		0- 0		NON-CONFERENCE		0- 1		1- 1		6- 4											
2- 2		0- 0		0- 0		HOME		0- 0		0- 0		2- 2											
1- 2		0- 0		0- 0		AWAY		0- 1		0- 0		1- 1											
4- 3		0- 1		0- 0		NEUTRAL		0- 0		1- 1		3- 1											
3- 7		0- 0		0- 1		CONFERENCE		1- 1		0- 2		2- 3											
2- 4		0- 0		0- 1		HOME		1- 1		0- 1		1- 1											
1- 3		0- 0		0- 0		AWAY		0- 0		0- 1		1- 2											
0- 0		0- 0		0- 0		NEUTRAL		0- 0		0- 0		0- 0											
RPI	S	Opponent		Score		RPI	S	Opponent		Score		RPI	S	Opponent		Score							
23	N	Illinois		0 3		32	H	Colorado St.		0 3		71	A	Navy		1 3		110	N	Gonzaga		3 1	
												88	H	Boise St.		3 0		126	A	San Jose St.		1 3	
												98	H	Wyoming		0 3		126	H	San Jose St.		2 3	
																		131	N	South Dakota		2 3	
																		151	A	San Diego St.		1 3	
																		156	N	Army West Point		3 0	
																		168	A	Northern Colo.		0 3	
																		182	H	Utah St.		3 1	
																		206	H	Liberty		3 0	
																		206	H	Liberty		1 3	
																		215	A	Fresno St.		3 2	
																		223	A	Nevada		1 3	
																		223	H	Nevada		0 3	
																		228	N	Columbia		2 3	
																		231	A	Montana St.		3 1	
																		293	H	Southern Utah		3 1	
																		293	H	Southern Utah		2 3	
																		304	N	The Citadel		3 0	
																		318	N	Ark.-Pine Bluff		3 0	
LAST 10 GAMES																							
223 A Nevada						1 3						215 A Fresno St.						3 2					
126 A San Jose St.						1 3						32 H Colorado St.						0 3					
88 H Boise St.						3 0						98 H Wyoming						0 3					
182 H Utah St.						3 1						126 H San Jose St.						2 3					
151 A San Diego St.						1 3						223 H Nevada						0 3					

Non-Div. I Games:

Air Force

N
e
v
a
d
a

Nevada

U
M
E
S

UMES

Average RPI Win: 256		WON-LOST	WINNING	LAST 10	STRENGTH OF		OPP. STRENGTH	TEAM	ADJ		CONF.	ADJ CONF.
Average RPI Loss: 130		RECORD	PCT. RANK	GAMES	SCHEDULE		OF SCHEDULE	RPI	RPI		RPI	RPI
DIV. I ONLY		10- 12	.45455	190	5- 5		239	186	226		.46591	225
DIV. I NON-CONF.		6- 7	.46154	183	1- 0		246	178	225		.462	224
TOTALS		RPI 1-25	RPI 26-50		W-L RECORDS		RPI 51-100		RPI 101-150		RPI 150+	
10- 12	0- 0	0- 0		OVERALL		0- 4		0- 5		10- 3		
7- 4	0- 0	0- 0		HOME		0- 1		0- 3		7- 0		
1- 6	0- 0	0- 0		AWAY		0- 2		0- 2		1- 2		
2- 2	0- 0	0- 0		NEUTRAL		0- 1		0- 0		2- 1		
6- 7	0- 0	0- 0		NON-CONFERENCE		0- 1		0- 4		6- 2		
4- 3	0- 0	0- 0		HOME		0- 0		0- 3		4- 0		
0- 2	0- 0	0- 0		AWAY		0- 0		0- 1		0- 1		
2- 2	0- 0	0- 0		NEUTRAL		0- 1		0- 0		2- 1		
4- 5	0- 0	0- 0		CONFERENCE		0- 3		0- 1		4- 1		
3- 1	0- 0	0- 0		HOME		0- 1		0- 0		3- 0		
1- 4	0- 0	0- 0		AWAY		0- 2		0- 1		1- 1		
0- 0	0- 0	0- 0		NEUTRAL		0- 0		0- 0		0- 0		
RPI S	Opponent	Score	RPI S	Opponent	Score	RPI S	Opponent	Score	RPI S	Opponent	Score	
						74 A	Texas St.	0 3	102 H	Arizona St.	0 3	
						93 H	South Ala.	1 3	119 A	Coastal Caro.	0 3	
						95 N	Portland	0 3	121 A	Belmont	2 3	
						99 A	Arkansas St.	0 3	123 H	Houston Baptist	2 3	
									135 H	UC Davis	1 3	
									167 A	New Mexico	0 3	
									168 N	Northern Colo.	1 3	
									190 H	McNeese	3 0	
									195 H	Houston	3 2	
									203 N	Idaho St.	3 0	
									244 A	Appalachian St.	3 0	
									258 A	Little Rock	2 3	
									262 H	Georgia St.	3 1	
									274 H	Troy	3 1	
									280 N	Middle Tenn.	3 0	
									290 H	Ga. Southern	3 1	
									309 H	Lamar University	3 0	
									316 H	Southern U.	3 0	
LAST 10 GAMES												
						290 H	Ga. Southern	3 1	244 A	Appalachian St.	3 0	
						262 H	Georgia St.	3 1	119 A	Coastal Caro.	0 3	
						74 A	Texas St.	0 3	93 H	South Ala.	1 3	
						258 A	Little Rock	2 3	274 H	Troy	3 1	
						99 A	Arkansas St.	0 3	309 H	Lamar University	3 0	

Non-Div. I Games:

UT Arlington

Average RPI Win:	268	WON-LOST RECORD	WINNING PCT. RANK	LAST 10 GAMES	STRENGTH OF SCHEDULE	OPP. STRENGTH OF SCHEDULE	TEAM RPI	ADJ RPI	CONF. RPI	ADJ CONF. RPI			
DIV. I ONLY		13- 11	.54167	148	5- 5	252	298	217	.46579	226	21	22	
DIV. I NON-CONF.		9- 5	.64286	95	1- 0	315	329	234	.45047	241	23	23	
<hr/>													
TOTALS	RPI 1-25	RPI 26-50		W-L RECORDS		RPI 51-100		RPI 101-150		RPI 150+			
13- 11	0- 0	0- 0		OVERALL		0- 3		1- 0		12- 8			
3- 4	0- 0	0- 0		HOME		0- 2		0- 0		3- 2			
4- 5	0- 0	0- 0		AWAY		0- 1		1- 0		3- 4			
6- 2	0- 0	0- 0		NEUTRAL		0- 0		0- 0		6- 2			
<hr/>													
9- 5	0- 0	0- 0		NON-CONFERENCE		0- 0		1- 0		8- 5			
0- 1	0- 0	0- 0		HOME		0- 0		0- 0		0- 1			
3- 2	0- 0	0- 0		AWAY		0- 0		1- 0		2- 2			
6- 2	0- 0	0- 0		NEUTRAL		0- 0		0- 0		6- 2			
<hr/>													
4- 6	0- 0	0- 0		CONFERENCE		0- 3		0- 0		4- 3			
3- 3	0- 0	0- 0		HOME		0- 2		0- 0		3- 1			
1- 3	0- 0	0- 0		AWAY		0- 1		0- 0		1- 2			
0- 0	0- 0	0- 0		NEUTRAL		0- 0		0- 0		0- 0			
<hr/>													
RPI S	Opponent	Score	RPI S	Opponent	Score	RPI S	Opponent	Score	RPI S	Opponent	Score		
						52 H	High Point	1	3	150 A	East Carolina	3	2
						73 A	Radford	0	3	155 H	Wofford	0	3
						73 H	Radford	1	3	174 A	Campbell	0	3
						174 H	Campbell	3	0				
						206 A	Liberty	3	2				
						206 H	Liberty	0	3				
						220 A	UNC Asheville	0	3				
						236 N	Jacksonville St.	3	2				
						248 N	Northwestern St.	3	2				
						271 H	Gardner-Webb	3	1				
						274 A	Troy	1	3				
						279 N	Hampton	2	3				
						284 N	Youngstown St.	0	3				
						295 A	Morehead St.	2	3				
						298 H	Presbyterian	3	2				
						304 A	The Citadel	3	0				
						304 N	The Citadel	3	1				
						315 N	Alabama A&M	3	0				
						322 N	Delaware St.	3	0				
						325 N	Jackson St.	3	0				
328 A	South Carolina St.	3	1										
			LAST 10 GAMES										
			52 H	High Point	1	3	220 A	UNC Asheville	0	3			
			206 H	Liberty	0	3	328 A	South Carolina St.	3	1			
			73 A	Radford	0	3	271 H	Gardner-Webb	3	1			
			206 A	Liberty	3	2	298 H	Presbyterian	3	2			
			174 A	Campbell	0	3	174 H	Campbell	3	0			

Non-Div. I Games:

Winthrop

Average RPI Win: 195		WON-LOST RECORD	WINNING PCT. RANK		LAST 10 GAMES		STRENGTH OF SCHEDULE		OPP. STRENGTH OF SCHEDULE		TEAM RPI	ADJ RPI	CONF. RPI	ADJ CONF. RPI	
Average RPI Loss: 113															
DIV. I ONLY		8- 15	.34783	247	2- 8		183		84		227	.46496	227	7	7
DIV. I NON-CONF.		6- 6	.5	158	0- 0		251		127		206	.47495	206	7	7
TOTALS		RPI 1-25		RPI 26-50		W-L RECORDS		RPI 51-100		RPI 101-150		RPI 150+			
8- 15		0- 1		0- 1		OVERALL		0- 6		2- 1		6- 6			
1- 8		0- 1		0- 0		HOME		0- 3		1- 0		0- 4			
4- 5		0- 0		0- 1		AWAY		0- 3		0- 0		4- 1			
3- 2		0- 0		0- 0		NEUTRAL		0- 0		1- 1		2- 1			
6- 6		0- 0		0- 0		NON-CONFERENCE		0- 2		1- 1		5- 3			
0- 3		0- 0		0- 0		HOME		0- 1		0- 0		0- 2			
3- 1		0- 0		0- 0		AWAY		0- 1		0- 0		3- 0			
3- 2		0- 0		0- 0		NEUTRAL		0- 0		1- 1		2- 1			
2- 9		0- 1		0- 1		CONFERENCE		0- 4		1- 0		1- 3			
1- 5		0- 1		0- 0		HOME		0- 2		1- 0		0- 2			
1- 4		0- 0		0- 1		AWAY		0- 2		0- 0		1- 1			
0- 0		0- 0		0- 0		NEUTRAL		0- 0		0- 0		0- 0			
RPI S	Opponent	Score		RPI S	Opponent	Score		RPI S	Opponent	Score		RPI S	Opponent	Score	
15 H	Creighton	0 3		34 A	Marquette	0 3		59 A	Butler	0 3		114 N	Ball St.	1 3	
								59 H	Butler	0 3		124 N	Idaho	3 1	
								62 A	Villanova	2 3		137 H	St. John's (NY)	3 2	
								66 H	Northwestern	0 3		152 A	Saint Louis	3 1	
								84 H	Seton Hall	0 3		154 A	Ill.-Chicago	3 1	
								90 A	Indiana	1 3		156 H	Army West Point	1 3	
												157 H	Providence	0 3	
												173 A	Xavier	2 3	
												173 H	Xavier	0 3	
												187 A	Georgetown	3 2	
												196 H	Milwaukee	0 3	
												254 N	Indiana St.	0 3	
												258 N	Little Rock	3 2	
												261 A	Loyola Chicago	3 0	
												283 N	Louisiana Tech	3 2	
LAST 10 GAMES															
173 H Xavier		0 3		15 H Creighton		0 3									
59 H Butler		0 3		34 A Marquette		0 3									
62 A Villanova		2 3		59 A Butler		0 3									
187 A Georgetown		3 2		84 H Seton Hall		0 3									
157 H Providence		0 3		137 H St. John's (NY)		3 2									

Non-Div. I Games:

DePaul

Average RPI Win:	208	WON-LOST RECORD	WINNING PCT. RANK	LAST 10 GAMES	STRENGTH OF SCHEDULE	OPP. STRENGTH OF SCHEDULE	TEAM RPI	ADJ RPI	CONF. RPI	ADJ CONF. RPI	
DIV. I ONLY		7- 10	.41176 214	3- 7	207	212	228	.4631 228	12	12	
DIV. I NON-CONF.		5- 4	.55556 138	1- 1	249	249	204	.477 205	16	16	
<hr/>											
TOTALS	RPI 1-25	RPI 26-50	W-L RECORDS		RPI 51-100	RPI 101-150	RPI 150+				
7- 10	0- 0	0- 0	OVERALL		1- 1	0- 3	6- 6				
4- 1	0- 0	0- 0	HOME		1- 0	0- 0	3- 1				
1- 6	0- 0	0- 0	AWAY		0- 1	0- 2	1- 3				
2- 3	0- 0	0- 0	NEUTRAL		0- 0	0- 1	2- 2				
5- 4	0- 0	0- 0	NON-CONFERENCE		0- 0	0- 2	5- 2				
2- 0	0- 0	0- 0	HOME		0- 0	0- 0	2- 0				
1- 1	0- 0	0- 0	AWAY		0- 0	0- 1	1- 0				
2- 3	0- 0	0- 0	NEUTRAL		0- 0	0- 1	2- 2				
2- 6	0- 0	0- 0	CONFERENCE		1- 1	0- 1	1- 4				
2- 1	0- 0	0- 0	HOME		1- 0	0- 0	1- 1				
0- 5	0- 0	0- 0	AWAY		0- 1	0- 1	0- 3				
0- 0	0- 0	0- 0	NEUTRAL		0- 0	0- 0	0- 0				
RPI S	Opponent	Score	RPI S	Opponent	Score	RPI S	Opponent	Score	RPI S	Opponent	Score
						61 H Princeton	3 2		101 N Northeastern	0 3	
						68 A Yale	0 3		120 A Harvard	0 3	
									143 A LIU Brooklyn	2 3	
									158 A Cornell	1 3	
									158 H Cornell	3 1	
									187 N Georgetown	0 3	
									200 H Penn	2 3	
									209 A Rhode Island	3 1	
									216 A Dartmouth	0 3	
									222 N Air Force	3 2	
									235 H Fordham	3 0	
									264 N Marist	3 0	
									278 A Brown	1 3	
									304 N The Citadel	2 3	
									308 H St. Francis Brooklyn	3 1	
<hr/>											
LAST 10 GAMES											
			158 H Cornell	3 1		120 A Harvard	0 3				
			61 H Princeton	3 2		216 A Dartmouth	0 3				
			200 H Penn	2 3		158 A Cornell	1 3				
			278 A Brown	1 3		143 A LIU Brooklyn	2 3				
			68 A Yale	0 3		308 H St. Francis Brooklyn	3 1				

Non-Div. I Games:

Columbia

Average RPI Win: 230		WON-LOST	WINNING	LAST 10	STRENGTH OF		OPP. STRENGTH	TEAM	ADJ	CONF.	ADJ CONF.
Average RPI Loss: 97		RECORD	PCT. RANK	GAMES	SCHEDULE		OF SCHEDULE	RPI	RPI	RPI	RPI
DIV. I ONLY		6- 17	.26087	286	3- 7		126	78	231	.46304	229
DIV. I NON-CONF.		3- 10	.23077	275	0- 0		161	50	243	.44942	243
TOTALS		RPI 1-25	RPI 26-50		W-L RECORDS		RPI 51-100		RPI 101-150		RPI 150+
6- 17		0- 3	0- 4		OVERALL		0- 2		0- 3		6- 5
4- 5		0- 2	0- 3		HOME		0- 0		0- 0		4- 0
2- 9		0- 0	0- 1		AWAY		0- 2		0- 2		2- 4
0- 3		0- 1	0- 0		NEUTRAL		0- 0		0- 1		0- 1
3- 10		0- 3	0- 1		NON-CONFERENCE		0- 1		0- 2		3- 3
3- 3		0- 2	0- 1		HOME		0- 0		0- 0		3- 0
0- 4		0- 0	0- 0		AWAY		0- 1		0- 1		0- 2
0- 3		0- 1	0- 0		NEUTRAL		0- 0		0- 1		0- 1
3- 7		0- 0	0- 3		CONFERENCE		0- 1		0- 1		3- 2
1- 2		0- 0	0- 2		HOME		0- 0		0- 0		1- 0
2- 5		0- 0	0- 1		AWAY		0- 1		0- 1		2- 2
0- 0		0- 0	0- 0		NEUTRAL		0- 0		0- 0		0- 0
RPI S	Opponent	Score	RPI S	Opponent	Score	RPI S	Opponent	Score	RPI S	Opponent	Score
7 H	Stanford	0 3	26 A	Cal Poly	0 3	58 A	UC Irvine	1 3	107 A	Pepperdine	1 3
11 N	Kansas	1 3	26 H	Cal Poly	1 3	80 A	Loyola Marymount	0 3	129 N	Pacific	0 3
16 H	UCLA	1 3	42 H	Iowa	1 3				135 A	UC Davis	1 3
			49 H	Hawaii	1 3				151 A	San Diego St.	2 3
									161 A	UC Riverside	3 2
									175 A	CSUN	1 3
									197 A	UC Santa Barbara	1 3
									197 H	UC Santa Barbara	3 0
									202 A	Utah Valley	1 3
									212 H	Wright St.	3 0
									231 H	Montana St.	3 2
									246 N	Montana	0 3
									286 H	San Francisco	3 0
									292 A	Cal St. Fullerton	3 0
LAST 10 GAMES											
			26 A	Cal Poly	0 3	58 A	UC Irvine	1 3			
			197 A	UC Santa Barbara	1 3	197 H	UC Santa Barbara	3 0			
			292 A	Cal St. Fullerton	3 0	26 H	Cal Poly	1 3			
			49 H	Hawaii	1 3	175 A	CSUN	1 3			
			135 A	UC Davis	1 3	161 A	UC Riverside	3 2			

Non-Div. I Games:

Long Beach St.

Average RPI Win: 244		WON-LOST	WINNING	LAST 10	STRENGTH OF		OPP. STRENGTH	TEAM	ADJ	CONF.	ADJ CONF.
Average RPI Loss: 136		RECORD	PCT. RANK	GAMES	SCHEDULE		OF SCHEDULE	RPI	RPI	RPI	RPI
DIV. I ONLY		8- 13	.38095	234	4- 6		174	208	230	.46182	230
DIV. I NON-CONF.		4- 8	.33333	247	0- 1		93	168	189	.4856	189
TOTALS		RPI 1-25	RPI 26-50		W-L RECORDS		RPI 51-100		RPI 101-150		RPI 150+
8- 13	0- 1	0- 0		OVERALL		1- 4		0- 4		7- 4	
4- 2	0- 0	0- 0		HOME		0- 0		0- 0		4- 2	
2- 7	0- 1	0- 0		AWAY		1- 2		0- 2		1- 2	
2- 4	0- 0	0- 0		NEUTRAL		0- 2		0- 2		2- 0	
4- 8	0- 1	0- 0		NON-CONFERENCE		1- 4		0- 3		3- 0	
0- 0	0- 0	0- 0		HOME		0- 0		0- 0		0- 0	
2- 4	0- 1	0- 0		AWAY		1- 2		0- 1		1- 0	
2- 4	0- 0	0- 0		NEUTRAL		0- 2		0- 2		2- 0	
4- 5	0- 0	0- 0		CONFERENCE		0- 0		0- 1		4- 4	
4- 2	0- 0	0- 0		HOME		0- 0		0- 0		4- 2	
0- 3	0- 0	0- 0		AWAY		0- 0		0- 1		0- 2	
0- 0	0- 0	0- 0		NEUTRAL		0- 0		0- 0		0- 0	
RPI S	Opponent	Score		RPI S	Opponent	Score		RPI S	Opponent	Score	
21 A	Colorado	0 3				65 A	North Texas 0 3	123 A	Houston Baptist	1 3	
						89 N	Rice 1 3	130 A	New Mexico St.	0 3	
						95 N	Portland 0 3	131 N	South Dakota	0 3	
						96 A	Texas Tech 0 3	144 N	Wake Forest	1 3	
						98 A	Wyoming 3 1	171 H	A&M-Corpus Christi	3 2	
								188 H	Sam Houston St.	1 3	
								190 A	McNeese	1 3	
								190 H	McNeese	1 3	
								242 N	Samford	3 2	
								260 A	UTEP	3 2	
								277 H	New Orleans	3 1	
								281 H	Incarnate Word	3 1	
								303 H	Southeastern La.	3 0	
								310 A	Nicholls St.	2 3	
								322 N	Delaware St.	3 0	
LAST 10 GAMES											
281 H Incarnate Word 3 1				277 H New Orleans 3 1							
171 H A&M-Corpus Christi 3 2				303 H Southeastern La. 3 0							
123 A Houston Baptist 1 3				190 H McNeese 1 3							
310 A Nicholls St. 2 3				188 H Sam Houston St. 1 3							
190 A McNeese 1 3				65 A North Texas 0 3							

Non-Div. I Games:

Abilene Christian

Average RPI Win: 199		WON-LOST	WINNING	LAST 10	STRENGTH OF		OPP. STRENGTH	TEAM	ADJ	CONF.	ADJ CONF.
Average RPI Loss: 154		RECORD	PCT. RANK	GAMES	SCHEDULE		OF SCHEDULE	RPI	RPI	RPI	RPI
DIV. I ONLY		7- 12	.36842	241	3- 7		184	168	232	.46148	231
DIV. I NON-CONF.		4- 5	.44444	202	0- 0		116	143	154	.50434	153
TOTALS		RPI 1-25	RPI 26-50		W-L RECORDS		RPI 51-100		RPI 101-150		RPI 150+
7- 12		0- 1	0- 0		OVERALL		0- 3		2- 1		5- 7
3- 6		0- 1	0- 0		HOME		0- 2		1- 0		2- 3
2- 5		0- 0	0- 0		AWAY		0- 1		0- 1		2- 3
2- 1		0- 0	0- 0		NEUTRAL		0- 0		1- 0		1- 1
4- 5		0- 1	0- 0		NON-CONFERENCE		0- 1		2- 0		2- 3
1- 2		0- 1	0- 0		HOME		0- 0		1- 0		0- 1
1- 2		0- 0	0- 0		AWAY		0- 1		0- 0		1- 1
2- 1		0- 0	0- 0		NEUTRAL		0- 0		1- 0		1- 1
3- 7		0- 0	0- 0		CONFERENCE		0- 2		0- 1		3- 4
2- 4		0- 0	0- 0		HOME		0- 2		0- 0		2- 2
1- 3		0- 0	0- 0		AWAY		0- 0		0- 1		1- 2
0- 0		0- 0	0- 0		NEUTRAL		0- 0		0- 0		0- 0
RPI S	Opponent	Score		RPI S	Opponent	Score		RPI S	Opponent	Score	
23 H	Illinois	1	3					58 A	UC Irvine	0	3
								75 H	North Dakota	0	3
								83 H	Portland St.	0	3
								110 H	Gonzaga	3	2
								124 A	Idaho	0	3
								129 N	Pacific	3	2
								168 H	Northern Colo.	0	3
								182 A	Utah St.	3	1
								197 N	UC Santa Barbara	3	1
								199 H	Northern Ariz.	1	3
								203 A	Idaho St.	2	3
								205 N	CSU Bakersfield	0	3
								222 H	Air Force	1	3
								229 A	Long Beach St.	2	3
								234 A	Weber St.	3	2
								246 H	Montana	3	0
								255 A	Eastern Wash.	2	3
								293 H	Southern Utah	3	1
LAST 10 GAMES											
				293 H	Southern Utah	3	1	234 A	Weber St.	3	2
				199 H	Northern Ariz.	1	3	246 H	Montana	3	0
				168 H	Northern Colo.	0	3	83 H	Portland St.	0	3
				75 H	North Dakota	0	3	255 A	Eastern Wash.	2	3
				203 A	Idaho St.	2	3	124 A	Idaho	0	3

Non-Div. I Games:

Montana St.

Average RPI Win:	249	WON-LOST RECORD	WINNING PCT. RANK	LAST 10 GAMES	STRENGTH OF SCHEDULE	OPP. STRENGTH OF SCHEDULE	TEAM RPI	ADJ RPI	CONF. RPI	ADJ CONF. RPI	
DIV. I ONLY		5- 17	.22727 298	0- 10	98	72	234	.46102 232	1	1	
DIV. I NON-CONF.		5- 7	.41667 211	0- 0	245	237	250	.44507 249	2	2	
<hr/>											
TOTALS	RPI 1-25	RPI 26-50		W-L RECORDS	RPI 51-100		RPI 101-150		RPI 150+		
5- 17	0- 4	0- 5		OVERALL	0- 3		1- 2		4- 3		
1- 6	0- 3	0- 2		HOME	0- 1		0- 0		1- 0		
1- 7	0- 1	0- 2		AWAY	0- 2		1- 0		0- 2		
3- 4	0- 0	0- 1		NEUTRAL	0- 0		0- 2		3- 1		
<hr/>											
5- 7	0- 0	0- 1		NON-CONFERENCE	0- 1		1- 2		4- 3		
1- 0	0- 0	0- 0		HOME	0- 0		0- 0		1- 0		
1- 3	0- 0	0- 0		AWAY	0- 1		1- 0		0- 2		
3- 4	0- 0	0- 1		NEUTRAL	0- 0		0- 2		3- 1		
<hr/>											
0- 10	0- 4	0- 4		CONFERENCE	0- 2		0- 0		0- 0		
0- 6	0- 3	0- 2		HOME	0- 1		0- 0		0- 0		
0- 4	0- 1	0- 2		AWAY	0- 1		0- 0		0- 0		
0- 0	0- 0	0- 0		NEUTRAL	0- 0		0- 0		0- 0		
<hr/>											
RPI S	Opponent	Score	RPI S	Opponent	Score	RPI S	Opponent	Score	RPI S	Opponent	Score
5	H Nebraska	0 3	29	H Michigan	1 3	66	H Northwestern	0 3	131	N South Dakota	1 3
13	H Michigan St.	0 3	31	A Ohio St.	0 3	84	A Seton Hall	1 3	141	N Buffalo	2 3
20	A Purdue	0 3	42	H Iowa	0 3	90	A Indiana	2 3	150	A East Carolina	3 1
23	H Illinois	0 3	45	A Maryland	0 3				200	N Penn	3 1
			46	N UNI	0 3				256	A Robert Morris	0 3
									262	N Georgia St.	1 3
									268	A UMKC	0 3
									280	N Middle Tenn.	3 1
									291	N William & Mary	3 0
									323	H Siena	3 0
<hr/>											
			LAST 10 GAMES								
			20 A Purdue 0 3			45 A Maryland 0 3					
			90 A Indiana 2 3			23 H Illinois 0 3					
			13 H Michigan St. 0 3			66 H Northwestern 0 3					
			29 H Michigan 1 3			5 H Nebraska 0 3					
			31 A Ohio St. 0 3			42 H Iowa 0 3					

Non-Div. I Games:

Rutgers

Average RPI Win: 247		WON-LOST	WINNING	LAST 10	STRENGTH OF		OPP. STRENGTH	TEAM	ADJ	CONF.	ADJ CONF.
Average RPI Loss: 117		RECORD	PCT. RANK	GAMES	SCHEDULE		OF SCHEDULE	RPI	RPI	RPI	RPI
DIV. I ONLY		4- 17	.19048	305	3- 7		58	185	235	.46032	233
DIV. I NON-CONF.		1- 10	.09091	312	0- 0		38	155	229	.45758	231
TOTALS		RPI 1-25	RPI 26-50		W-L RECORDS		RPI 51-100		RPI 101-150		RPI 150+
4- 17		0- 1	0- 4		OVERALL		0- 2		0- 6		4- 4
3- 5		0- 0	0- 1		HOME		0- 1		0- 1		3- 2
1- 7		0- 0	0- 2		AWAY		0- 1		0- 4		1- 0
0- 5		0- 1	0- 1		NEUTRAL		0- 0		0- 1		0- 2
1- 10		0- 1	0- 2		NON-CONFERENCE		0- 2		0- 3		1- 2
1- 1		0- 0	0- 0		HOME		0- 1		0- 0		1- 0
0- 4		0- 0	0- 1		AWAY		0- 1		0- 2		0- 0
0- 5		0- 1	0- 1		NEUTRAL		0- 0		0- 1		0- 2
3- 7		0- 0	0- 2		CONFERENCE		0- 0		0- 3		3- 2
2- 4		0- 0	0- 1		HOME		0- 0		0- 1		2- 2
1- 3		0- 0	0- 1		AWAY		0- 0		0- 2		1- 0
0- 0		0- 0	0- 0		NEUTRAL		0- 0		0- 0		0- 0
RPI S	Opponent	Score	RPI S	Opponent	Score	RPI S	Opponent	Score	RPI S	Opponent	Score
13 N	Michigan St.	0 3	30 A	Notre Dame	0 3	70 A	Miami (OH)	0 3	118 A	Illinois St.	0 3
			35 N	Western Ky.	0 3	99 H	Arkansas St.	1 3	118 H	Illinois St.	2 3
			46 A	UNI	0 3				122 A	Drake	1 3
			48 H	Missouri St.	0 3				134 N	Oakland	1 3
									139 A	Western Mich.	0 3
									142 A	Murray St.	2 3
									180 H	Valparaiso	3 1
									183 N	Central Mich.	0 3
									199 N	Northern Ariz.	2 3
									243 A	Bradley	3 1
									243 H	Bradley	2 3
									254 H	Indiana St.	1 3
									269 H	Evansville	3 2
									297 H	Southeast Mo. St.	3 2
			LAST 10 GAMES								
			243 H	Bradley	2 3	254 H	Indiana St.	1 3			
			118 H	Illinois St.	2 3	269 H	Evansville	3 2			
			122 A	Drake	1 3	180 H	Valparaiso	3 1			
			46 A	UNI	0 3	118 A	Illinois St.	0 3			
			48 H	Missouri St.	0 3	243 A	Bradley	3 1			

Non-Div. I Games:

Southern Ill.

Average RPI Win:		193	WON-LOST		WINNING		LAST 10		STRENGTH OF		OPP. STRENGTH		TEAM		ADJ		CONF.		ADJ CONF.				
Average RPI Loss:		125	RECORD		PCT. RANK		GAMES		SCHEDULE		OF SCHEDULE		RPI		RPI		RPI		RPI				
DIV. I ONLY			5- 17		.22727 298		3- 7		80		152		236		.46008 234		17		17				
DIV. I NON-CONF.			2- 10		.16667 295		0- 0		56		111		212		.46821 211		15		15				
TOTALS		RPI 1-25		RPI 26-50		W-L RECORDS		RPI 51-100		RPI 101-150		RPI 150+											
5- 17		0- 2		0- 0		OVERALL		0- 5		1- 3		4- 7											
3- 3		0- 0		0- 0		HOME		0- 0		0- 0		3- 3											
1- 10		0- 1		0- 0		AWAY		0- 3		0- 3		1- 3											
1- 4		0- 1		0- 0		NEUTRAL		0- 2		1- 0		0- 1											
2- 10		0- 2		0- 0		NON-CONFERENCE		0- 2		1- 2		1- 4											
1- 1		0- 0		0- 0		HOME		0- 0		0- 0		1- 1											
0- 5		0- 1		0- 0		AWAY		0- 0		0- 2		0- 2											
1- 4		0- 1		0- 0		NEUTRAL		0- 2		1- 0		0- 1											
3- 7		0- 0		0- 0		CONFERENCE		0- 3		0- 1		3- 3											
2- 2		0- 0		0- 0		HOME		0- 0		0- 0		2- 2											
1- 5		0- 0		0- 0		AWAY		0- 3		0- 1		1- 1											
0- 0		0- 0		0- 0		NEUTRAL		0- 0		0- 0		0- 0											
RPI	S	Opponent		Score		RPI	S	Opponent		Score		RPI	S	Opponent		Score							
17	A	BYU		0	3							58	N	UC Irvine		0	3	101	N	Northeastern		3	2
25	N	Louisville		1	3							75	A	North Dakota		0	3	102	A	Arizona St.		0	3
												83	A	Portland St.		0	3	107	A	Pepperdine		0	3
												88	N	Boise St.		1	3	124	A	Idaho		1	3
												97	A	Sacramento St.		1	3	153	N	North Dakota St.		1	3
																		166	A	UNLV		2	3
																		168	A	Northern Colo.		3	1
																		175	A	CSUN		0	3
																		182	H	Utah St.		0	3
																		199	H	Northern Ariz.		3	0
																		202	H	Utah Valley		3	1
																		203	A	Idaho St.		2	3
																		231	H	Montana St.		2	3
																		246	H	Montana		1	3
																		293	H	Southern Utah		3	0
						LAST 10 GAMES																	
						75	A	North Dakota		0	3	231	H	Montana St.		2	3						
						168	A	Northern Colo.		3	1	199	H	Northern Ariz.		3	0						
						203	A	Idaho St.		2	3	293	H	Southern Utah		3	0						
						124	A	Idaho		1	3	83	A	Portland St.		0	3						
						246	H	Montana		1	3	97	A	Sacramento St.		1	3						

Non-Div. I Games:

Weber St.

Average RPI Win: 288		WON-LOST RECORD		WINNING PCT. RANK		LAST 10 GAMES		STRENGTH OF SCHEDULE		OPP. STRENGTH OF SCHEDULE		TEAM RPI		ADJ RPI		CONF. RPI		ADJ CONF. RPI	
DIV. I ONLY		12- 11		.52174 155		4- 6		277		281		233		.45861 235		18		18	
DIV. I NON-CONF.		8- 5		.61538 110		0- 0		324		317		251		.44166 254		18		18	
TOTALS		RPI 1-25		RPI 26-50		W-L RECORDS		RPI 51-100		RPI 101-150		RPI 150+							
12- 11		0- 0		0- 0		OVERALL		0- 3		0- 4		12- 4							
5- 4		0- 0		0- 0		HOME		0- 2		0- 1		5- 1							
4- 4		0- 0		0- 0		AWAY		0- 1		0- 0		4- 3							
3- 3		0- 0		0- 0		NEUTRAL		0- 0		0- 3		3- 0							
8- 5		0- 0		0- 0		NON-CONFERENCE		0- 0		0- 4		8- 1							
2- 1		0- 0		0- 0		HOME		0- 0		0- 1		2- 0							
3- 1		0- 0		0- 0		AWAY		0- 0		0- 0		3- 1							
3- 3		0- 0		0- 0		NEUTRAL		0- 0		0- 3		3- 0							
4- 6		0- 0		0- 0		CONFERENCE		0- 3		0- 0		4- 3							
3- 3		0- 0		0- 0		HOME		0- 2		0- 0		3- 1							
1- 3		0- 0		0- 0		AWAY		0- 1		0- 0		1- 2							
0- 0		0- 0		0- 0		NEUTRAL		0- 0		0- 0		0- 0							
RPI S	Opponent	Score		RPI S	Opponent	Score		RPI S	Opponent	Score		RPI S	Opponent	Score					
								51 A VCU	0 3	106 H Cleveland St.	0 3								
								51 H VCU	0 3	110 N Gonzaga	1 3								
								54 H Dayton	1 3	124 N Idaho	0 3								
										143 N LIU Brooklyn	1 3								
										152 H Saint Louis	2 3								
										179 A Duquesne	0 3								
										228 A Columbia	0 3								
										247 H George Washington	3 1								
										251 A La Salle	3 0								
										259 A Davidson	0 3								
										259 H Davidson	3 2								
										265 H George Mason	3 0								
										270 A Grand Canyon	3 1								
										277 A New Orleans	3 2								
										288 H Rider	3 1								
										297 N Southeast Mo. St.	3 1								
										308 N St. Francis Brooklyn	3 0								
										332 A Manhattan	3 0								
										333 H Saint Peter's	3 0								
										334 N Alcorn	3 0								

Average RPI Win:		287	WON-LOST RECORD		WINNING PCT. RANK		LAST 10 GAMES		STRENGTH OF SCHEDULE		OPP. STRENGTH OF SCHEDULE		TEAM RPI		ADJ RPI		CONF. RPI		ADJ CONF. RPI	
DIV. I ONLY			18- 11		.62069 105		4- 6		304		312		229		.4575 236		23		23	
DIV. I NON-CONF.			14- 5		.73684 66		1- 0		326		334		222		.45972 227		25		25	
TOTALS		RPI 1-25		RPI 26-50		W-L RECORDS		RPI 51-100		RPI 101-150		RPI 150+								
18- 11		0- 0		0- 0		OVERALL		0- 2		2- 2		16- 7								
8- 1		0- 0		0- 0		HOME		0- 1		2- 0		6- 0								
5- 7		0- 0		0- 0		AWAY		0- 0		0- 1		5- 6								
5- 3		0- 0		0- 0		NEUTRAL		0- 1		0- 1		5- 1								
14- 5		0- 0		0- 0		NON-CONFERENCE		0- 1		0- 1		14- 3								
5- 0		0- 0		0- 0		HOME		0- 0		0- 0		5- 0								
4- 2		0- 0		0- 0		AWAY		0- 0		0- 0		4- 2								
5- 3		0- 0		0- 0		NEUTRAL		0- 1		0- 1		5- 1								
4- 6		0- 0		0- 0		CONFERENCE		0- 1		2- 1		2- 4								
3- 1		0- 0		0- 0		HOME		0- 1		2- 0		1- 0								
1- 5		0- 0		0- 0		AWAY		0- 0		0- 1		1- 4								
0- 0		0- 0		0- 0		NEUTRAL		0- 0		0- 0		0- 0								
RPI	S	Opponent		Score		RPI	S	Opponent		Score		RPI	S	Opponent		Score				
								67	H	Austin Peay	0	3	103	A	SIUE	1	3			
								87	N	Towson	0	3	121	H	Belmont	3	2			
													123	N	Houston Baptist	2	3			
													142	H	Murray St.	3	1			
													184	A	Louisiana	1	3			
													193	A	Eastern Ill.	2	3			
													194	A	Eastern Ky.	1	3			
													226	N	Winthrop	2	3			
													237	A	Western Caro.	3	0			
													239	H	Tennessee St.	3	2			
													295	A	Morehead St.	2	3			
													297	A	Southeast Mo. St.	0	3			
													301	N	Charleston So.	3	1			
													301	N	Charleston So.	3	2			
													302	H	N.C. A&T	3	0			
													304	A	The Citadel	1	3			
													305	A	Tennessee Tech	3	0			
													310	N	Nicholls St.	3	1			
													311	H	La.-Monroe	3	0			
													315	A	Alabama A&M	3	2			
													315	H	Alabama A&M	3	0			
													315	N	Alabama A&M	3	0			
													325	A	Jackson St.	3	1			
													331	H	Mississippi Val.	3	0			
													331	N	Mississippi Val.	3	0			
													334	A	Alcorn	3	1			
													334	H	Alcorn	3	0			
LAST 10 GAMES																				

Non-Div. I Games:

Jacksonville St.

Average RPI Win:	254	WON-LOST RECORD	WINNING PCT. RANK	LAST 10 GAMES	STRENGTH OF SCHEDULE	OPP. STRENGTH OF SCHEDULE	TEAM RPI	ADJ RPI	CONF. RPI	ADJ CONF. RPI	
DIV. I ONLY		8- 15	.34783 247	3- 7	154	248	237	.4574 237	22	21	
DIV. I NON-CONF.		5- 8	.38462 227	0- 0	145	260	209	.47029 209	21	21	
<hr/>											
TOTALS	RPI 1-25	RPI 26-50		W-L RECORDS	RPI 51-100		RPI 101-150		RPI 150+		
8- 15	0- 1	0- 1		OVERALL	0- 2		1- 2		7- 9		
4- 6	0- 0	0- 0		HOME	0- 1		1- 0		3- 5		
1- 6	0- 0	0- 1		AWAY	0- 1		0- 1		1- 3		
3- 3	0- 1	0- 0		NEUTRAL	0- 0		0- 1		3- 1		
<hr/>											
5- 8	0- 1	0- 1		NON-CONFERENCE	0- 1		0- 1		5- 4		
2- 2	0- 0	0- 0		HOME	0- 1		0- 0		2- 1		
0- 3	0- 0	0- 1		AWAY	0- 0		0- 0		0- 2		
3- 3	0- 1	0- 0		NEUTRAL	0- 0		0- 1		3- 1		
<hr/>											
3- 7	0- 0	0- 0		CONFERENCE	0- 1		1- 1		2- 5		
2- 4	0- 0	0- 0		HOME	0- 0		1- 0		1- 4		
1- 3	0- 0	0- 0		AWAY	0- 1		0- 1		1- 1		
0- 0	0- 0	0- 0		NEUTRAL	0- 0		0- 0		0- 0		
<hr/>											
RPI S	Opponent	Score		RPI S	Opponent	Score		RPI S	Opponent	Score	
9 N	Utah	0 3		49 A	Hawaii	0 3		87 H	Towson	1 3	
						93 A Furman		1 3	127 A	ETSU	1 3
									127 H	ETSU	3 2
									131 N	South Dakota	0 3
									155 A	Wofford	2 3
									162 N	Jacksonville	1 3
									163 H	UNCG	0 3
									172 A	Chattanooga	3 2
									172 H	Chattanooga	0 3
									198 A	Alabama St.	1 3
									220 H	UNC Asheville	3 0
									236 H	Jacksonville St.	0 3
									240 A	UAB	1 3
									242 H	Samford	1 3
									263 H	Mercer	0 3
									277 N	New Orleans	3 0
									301 H	Charleston So.	3 0
									303 N	Southeastern La.	3 0
									304 H	The Citadel	3 1
									331 N	Mississippi Val.	3 0
						<hr/>					
LAST 10 GAMES											
127 H ETSU				3 2	93 A Furman		1 3				
172 H Chattanooga				0 3	263 H Mercer		0 3				
304 H The Citadel				3 1	242 H Samford		1 3				
163 H UNCG				0 3	172 A Chattanooga		3 2				
155 A Wofford				2 3	127 A ETSU		1 3				

Average RPI Win: 249		WON-LOST RECORD	WINNING PCT. RANK		LAST 10 GAMES		STRENGTH OF SCHEDULE		OPP. STRENGTH OF SCHEDULE		TEAM RPI	ADJ RPI	CONF. RPI	ADJ CONF. RPI
Average RPI Loss: 92			6- 16	.27273 280	1- 9	140	90	238	.45636 238	5	5			
DIV. I ONLY		5- 7	.41667 211	0- 0	164	164	195	.48115 195	5	5				
DIV. I NON-CONF.														
TOTALS		RPI 1-25	RPI 26-50		W-L RECORDS		RPI 51-100		RPI 101-150		RPI 150+			
6- 16	0- 1		0- 4	OVERALL		0- 5		0- 4		6- 2				
5- 7	0- 0		0- 2	HOME		0- 3		0- 2		5- 0				
0- 7	0- 1		0- 2	AWAY		0- 1		0- 2		0- 1				
1- 2	0- 0		0- 0	NEUTRAL		0- 1		0- 0		1- 1				
5- 7	0- 0		0- 1	NON-CONFERENCE		0- 4		0- 1		5- 1				
4- 3	0- 0		0- 0	HOME		0- 2		0- 1		4- 0				
0- 2	0- 0		0- 1	AWAY		0- 1		0- 0		0- 0				
1- 2	0- 0		0- 0	NEUTRAL		0- 1		0- 0		1- 1				
1- 9	0- 1		0- 3	CONFERENCE		0- 1		0- 3		1- 1				
1- 4	0- 0		0- 2	HOME		0- 1		0- 1		1- 0				
0- 5	0- 1		0- 1	AWAY		0- 0		0- 2		0- 1				
0- 0	0- 0		0- 0	NEUTRAL		0- 0		0- 0		0- 0				
RPI S	Opponent	Score	RPI S	Opponent	Score	RPI S	Opponent	Score	RPI S	Opponent	Score			
25 A	Louisville	0 3	30 A	Notre Dame	0 3	55 H	Kennesaw St.	0 3	111 A	Syracuse	0 3			
			36 A	Auburn	0 3	68 A	Yale	0 3	111 H	Syracuse	0 3			
			38 H	NC State	0 3	79 H	Georgia Tech	0 3	125 H	South Carolina	0 3			
			47 H	North Carolina	1 3	93 N	South Ala.	0 3	144 A	Wake Forest	1 3			
						96 H	Texas Tech	1 3	162 H	Jacksonville	3 2			
									208 A	Boston College	0 3			
									208 H	Boston College	3 0			
									209 N	Rhode Island	1 3			
									250 N	Delaware	3 0			
									273 H	Bethune-Cookman	3 1			
									290 H	Ga. Southern	3 1			
									309 H	Lamar University	3 0			
			LAST 10 GAMES											
			111 H	Syracuse	0 3	111 A	Syracuse	0 3						
			208 H	Boston College	3 0	38 H	NC State	0 3						
			30 A	Notre Dame	0 3	47 H	North Carolina	1 3						
			25 A	Louisville	0 3	144 A	Wake Forest	1 3						
			208 A	Boston College	0 3	79 H	Georgia Tech	0 3						

Non-Div. I Games:

Clemson

[illegible]

Non-Div. I Games:

Tennessee St.

UAB

Average RPI Win: 279		WON-LOST RECORD		WINNING PCT. RANK		LAST 10 GAMES		STRENGTH OF SCHEDULE		OPP. STRENGTH OF SCHEDULE		TEAM RPI		ADJ RPI		CONF. RPI		ADJ CONF. RPI	
DIV. I ONLY		11- 14		.44 200		5- 5		228		275		239		.45297 240		15		16	
DIV. I NON-CONF.		7- 9		.4375 207		1- 0		252		298		252		.44086 255		17		17	
TOTALS		RPI 1-25		RPI 26-50		W-L RECORDS		RPI 51-100		RPI 101-150		RPI 150+							
11- 14		0- 0		0- 1		OVERALL		0- 4		0- 0		11- 9							
9- 5		0- 0		0- 1		HOME		0- 2		0- 0		9- 2							
2- 5		0- 0		0- 0		AWAY		0- 1		0- 0		2- 4							
0- 4		0- 0		0- 0		NEUTRAL		0- 1		0- 0		0- 3							
7- 9		0- 0		0- 0		NON-CONFERENCE		0- 2		0- 0		7- 7							
7- 2		0- 0		0- 0		HOME		0- 1		0- 0		7- 1							
0- 3		0- 0		0- 0		AWAY		0- 0		0- 0		0- 3							
0- 4		0- 0		0- 0		NEUTRAL		0- 1		0- 0		0- 3							
4- 5		0- 0		0- 1		CONFERENCE		0- 2		0- 0		4- 2							
2- 3		0- 0		0- 1		HOME		0- 1		0- 0		2- 1							
2- 2		0- 0		0- 0		AWAY		0- 1		0- 0		2- 1							
0- 0		0- 0		0- 0		NEUTRAL		0- 0		0- 0		0- 0							
RPI	S	Opponent	Score	RPI	S	Opponent	Score	RPI	S	Opponent	Score	RPI	S	Opponent	Score				
				35	H	Western Ky.	0 <div>3</div>	65	A	North Texas	0 <div>3</div>	157	N	Providence	2 <div>3</div>				
								67	H	Austin Peay	1 <div>3</div>	164	H	Charlotte	1 <div>3</div>				
								89	H	Rice	2 <div>3</div>	191	N	Fairfield	2 <div>3</div>				
								90	N	Indiana	1 <div>3</div>	198	H	Alabama St.	1 <div>3</div>				
												208	A	Boston College	1 <div>3</div>				
												217	N	UT Martin	0 <div>3</div>				
												237	H	Western Caro.	3 1				
												260	A	UTEP	3 1				
												262	H	Georgia St.	3 1				
												267	H	Florida A&M	3 1				
												269	A	Evansville	2 <div>3</div>				
												274	A	Troy	2 <div>3</div>				
												277	H	New Orleans	3 0				
												280	A	Middle Tenn.	3 1				
												280	H	Middle Tenn.	3 1				
												282	H	FIU	3 0				
												283	A	Louisiana Tech	1 <div>3</div>				
												296	H	Western Ill.	3 0				
												301	H	Charleston So.	3 1				
												331	H	Mississippi Val.	3 0				
LAST 10 GAMES																			
				280	H	Middle Tenn.	3 1	65	A	North Texas	0 <div>3</div>								
				267	H	Florida A&M	3 1	282	H	FIU	3 0								
				89	H	Rice	2 <div>3</div>	164	H	Charlotte	1 <div>3</div>								
				35	H	Western Ky.	0 <div>3</div>	260	A	UTEP	3 1								
				283	A	Louisiana Tech	1 <div>3</div>	280	A	Middle Tenn.	3 1								

Non-Div. I Games:

UAB

Average RPI Win: 276		WON-LOST RECORD		WINNING PCT. RANK		LAST 10 GAMES		STRENGTH OF SCHEDULE		OPP. STRENGTH OF SCHEDULE		TEAM RPI		ADJ RPI		CONF. RPI		ADJ CONF. RPI	
DIV. I ONLY		7- 14		.33333 252		4- 6		200		141		242		.45264 241		20		20	
DIV. I NON-CONF.		3- 10		.23077 275		0- 2		149		91		248		.44764 246		19		19	
TOTALS		RPI 1-25		RPI 26-50		W-L RECORDS		RPI 51-100		RPI 101-150		RPI 150+							
7- 14		0- 2		0- 2		OVERALL		0- 2		0- 4		7- 4							
1- 5		0- 1		0- 1		HOME		0- 2		0- 1		1- 0							
3- 5		0- 1		0- 1		AWAY		0- 0		0- 2		3- 1							
3- 4		0- 0		0- 0		NEUTRAL		0- 0		0- 1		3- 3							
3- 10		0- 2		0- 2		NON-CONFERENCE		0- 1		0- 2		3- 3							
0- 3		0- 1		0- 1		HOME		0- 1		0- 0		0- 0							
0- 3		0- 1		0- 1		AWAY		0- 0		0- 1		0- 0							
3- 4		0- 0		0- 0		NEUTRAL		0- 0		0- 1		3- 3							
4- 4		0- 0		0- 0		CONFERENCE		0- 1		0- 2		4- 1							
1- 2		0- 0		0- 0		HOME		0- 1		0- 1		1- 0							
3- 2		0- 0		0- 0		AWAY		0- 0		0- 1		3- 1							
0- 0		0- 0		0- 0		NEUTRAL		0- 0		0- 0		0- 0							
RPI S	Opponent		Score		RPI S	Opponent		Score		RPI S	Opponent		Score		RPI S	Opponent		Score	
5 H	Nebraska		0	3	42 A	Iowa		0	3	63 H	Denver		1	3	122 A	Drake		2	3
19 A	Iowa St.		0	3	46 H	UNI		1	3	100 H	Kansas St.		1	3	126 N	San Jose St.		1	3
															128 A	Oral Roberts		0	3
															131 H	South Dakota		1	3
															153 A	North Dakota St.		0	3
															167 N	New Mexico		0	3
															204 A	Fort Wayne		3	2
															218 N	Kent St.		0	3
															246 N	Montana		0	3
															254 N	Indiana St.		3	2
															254 N	Indiana St.		3	1
															296 A	Western Ill.		3	1
															297 N	Southeast Mo. St.		3	1
															314 A	South Dakota St.		3	0
															314 H	South Dakota St.		3	0
LAST 10 GAMES																			
314 A South Dakota St.				3	0	204 A Fort Wayne				3	2								
128 A Oral Roberts				0	3	296 A Western Ill.				3	1								
153 A North Dakota St.				0	3	314 H South Dakota St.				3	0								
131 H South Dakota				1	3	5 H Nebraska				0	3								
63 H Denver				1	3	46 H UNI				1	3								

Non-Div. I Games:

Omaha

Average RPI Win:	219	WON-LOST RECORD	WINNING PCT. RANK	LAST 10 GAMES	STRENGTH OF SCHEDULE	OPP. STRENGTH OF SCHEDULE	TEAM RPI	ADJ RPI	CONF. RPI	ADJ CONF. RPI	
DIV. I ONLY	10- 14	.41667	211	5- 5	250	199	243	.45108	242	22	21
DIV. I NON-CONF.	5- 9	.35714	237	0- 0	269	156	269	.42862	269	21	21
<hr/>											
TOTALS	RPI 1-25	RPI 26-50		W-L RECORDS	RPI 51-100		RPI 101-150		RPI 150+		
10- 14	0- 0	0- 1		OVERALL	1- 1		0- 4		9- 8		
3- 5	0- 0	0- 1		HOME	0- 1		0- 1		3- 2		
4- 6	0- 0	0- 0		AWAY	1- 0		0- 2		3- 4		
3- 3	0- 0	0- 0		NEUTRAL	0- 0		0- 1		3- 2		
5- 9	0- 0	0- 1		NON-CONFERENCE	1- 0		0- 3		4- 5		
1- 3	0- 0	0- 1		HOME	0- 0		0- 1		1- 1		
1- 3	0- 0	0- 0		AWAY	1- 0		0- 1		0- 2		
3- 3	0- 0	0- 0		NEUTRAL	0- 0		0- 1		3- 2		
5- 5	0- 0	0- 0		CONFERENCE	0- 1		0- 1		5- 3		
2- 2	0- 0	0- 0		HOME	0- 1		0- 0		2- 1		
3- 3	0- 0	0- 0		AWAY	0- 0		0- 1		3- 2		
0- 0	0- 0	0- 0		NEUTRAL	0- 0		0- 0		0- 0		
RPI S	Opponent	Score	RPI S	Opponent	Score	RPI S	Opponent	Score	RPI S	Opponent	Score
			43 H	Alabama	1 3	90 A	Indiana	3 2	109 N	FGCU	0 3
						93 H	Furman	0 3	127 A	ETSU	1 3
									130 A	New Mexico St.	0 3
									142 H	Murray St.	1 3
									155 A	Wofford	0 3
									155 H	Wofford	3 1
									159 H	Ohio	2 3
									163 A	UNCG	3 2
									166 N	UNLV	3 1
									172 A	Chattanooga	1 3
									191 N	Fairfield	3 2
									196 N	Milwaukee	0 3
									230 N	Abilene Christian	2 3
									237 A	Western Caro.	3 1
									260 A	UTEP	1 3
									261 A	Loyola Chicago	1 3
									263 H	Mercer	3 1
									303 H	Southeastern La.	3 0
									304 A	The Citadel	3 1
									304 H	The Citadel	0 3
									322 N	Delaware St.	3 0
LAST 10 GAMES											
			304 A	The Citadel	3 1	172 A	Chattanooga	1 3			
			155 A	Wofford	0 3	163 A	UNCG	3 2			
			93 H	Furman	0 3	237 A	Western Caro.	3 1			
			263 H	Mercer	3 1	155 H	Wofford	3 1			
			127 A	ETSU	1 3	304 H	The Citadel	0 3			

Non-Div. I Games:

Samford

Average RPI Win: 236		WON-LOST	WINNING	LAST 10	STRENGTH OF		OPP. STRENGTH	TEAM	ADJ	CONF.	ADJ CONF.
Average RPI Loss: 150		RECORD	PCT. RANK	GAMES	SCHEDULE		OF SCHEDULE	RPI	RPI	RPI	RPI
DIV. I ONLY		9- 16	.36	243	2- 8		212	189	245	.44949	243
DIV. I NON-CONF.		7- 7	.5	158	0- 0		203	229	194	.48176	194
TOTALS		RPI 1-25	RPI 26-50		W-L RECORDS		RPI 51-100		RPI 101-150		RPI 150+
9- 16	0- 0	0- 3		OVERALL		0- 1		1- 4		8- 8	
6- 6	0- 0	0- 1		HOME		0- 0		1- 0		5- 5	
1- 8	0- 0	0- 2		AWAY		0- 0		0- 3		1- 3	
2- 2	0- 0	0- 0		NEUTRAL		0- 1		0- 1		2- 0	
7- 7	0- 0	0- 0		NON-CONFERENCE		0- 1		1- 2		6- 4	
5- 3	0- 0	0- 0		HOME		0- 0		1- 0		4- 3	
0- 2	0- 0	0- 0		AWAY		0- 0		0- 1		0- 1	
2- 2	0- 0	0- 0		NEUTRAL		0- 1		0- 1		2- 0	
2- 9	0- 0	0- 3		CONFERENCE		0- 0		0- 2		2- 4	
1- 3	0- 0	0- 1		HOME		0- 0		0- 0		1- 2	
1- 6	0- 0	0- 2		AWAY		0- 0		0- 2		1- 2	
0- 0	0- 0	0- 0		NEUTRAL		0- 0		0- 0		0- 0	
RPI S	Opponent	Score	RPI S	Opponent	Score	RPI S	Opponent	Score	RPI S	Opponent	Score
			46 A	UNI	0 3	71 N	Navy	1 3	114 A	Ball St.	1 3
			48 A	Missouri St.	2 3				116 N	Green Bay	0 3
			48 H	Missouri St.	1 3				118 A	Illinois St.	1 3
									122 A	Drake	0 3
									142 H	Murray St.	3 0
									154 H	Ill.-Chicago	1 3
									154 H	Ill.-Chicago	2 3
									176 H	UConn	3 0
									180 H	Valparaiso	0 3
									193 A	Eastern Ill.	2 3
									204 N	Fort Wayne	3 0
									233 A	Southern Ill.	3 2
									233 H	Southern Ill.	1 3
									254 A	Indiana St.	1 3
									257 N	Memphis	3 1
									261 H	Loyola Chicago	3 2
									268 H	UMKC	3 0
									269 A	Evansville	2 3
									270 H	Grand Canyon	3 1
									285 H	Chicago St.	2 3
									314 H	South Dakota St.	3 0
			LAST 10 GAMES								
			233 A	Southern Ill.	3 2	180 H	Valparaiso	0 3			
			48 A	Missouri St.	2 3	122 A	Drake	0 3			
			118 A	Illinois St.	1 3	46 A	UNI	0 3			
			269 A	Evansville	2 3	254 A	Indiana St.	1 3			
			261 H	Loyola Chicago	3 2	48 H	Missouri St.	1 3			

Non-Div. I Games:

Bradley

Average RPI Win:	268	WON-LOST	WINNING	LAST 10	STRENGTH OF	OPP. STRENGTH	TEAM	ADJ	CONF.	ADJ CONF.	
Average RPI Loss:	140	RECORD	PCT. RANK	GAMES	SCHEDULE	OF SCHEDULE	RPI	RPI	RPI	RPI	
DIV. I ONLY	8- 16	.33333	252	3- 7	181	222	246	.44906	244	24	24
DIV. I NON-CONF.	5- 9	.35714	237	0- 0	155	206	217	.4652	216	22	22
<hr/>											
TOTALS	RPI 1-25	RPI 26-50		W-L RECORDS	RPI 51-100		RPI 101-150		RPI 150+		
8- 16	0- 0	0- 1		OVERALL	0- 5		0- 4		8- 6		
1- 8	0- 0	0- 1		HOME	0- 2		0- 2		1- 3		
3- 6	0- 0	0- 0		AWAY	0- 3		0- 1		3- 2		
4- 2	0- 0	0- 0		NEUTRAL	0- 0		0- 1		4- 1		
<hr/>											
5- 9	0- 0	0- 1		NON-CONFERENCE	0- 3		0- 2		5- 3		
0- 4	0- 0	0- 1		HOME	0- 1		0- 1		0- 1		
1- 3	0- 0	0- 0		AWAY	0- 2		0- 0		1- 1		
4- 2	0- 0	0- 0		NEUTRAL	0- 0		0- 1		4- 1		
<hr/>											
3- 7	0- 0	0- 0		CONFERENCE	0- 2		0- 2		3- 3		
1- 4	0- 0	0- 0		HOME	0- 1		0- 1		1- 2		
2- 3	0- 0	0- 0		AWAY	0- 1		0- 1		2- 1		
0- 0	0- 0	0- 0		NEUTRAL	0- 0		0- 0		0- 0		
<hr/>											
RPI S	Opponent	Score	RPI S	Opponent	Score	RPI S	Opponent	Score	RPI S	Opponent	Score
			48 H	Missouri St.	2 3	60 A	Col. of Charleston	0 3	119 A	Coastal Caro.	1 3
						74 H	Texas St.	0 3	119 H	Coastal Caro.	2 3
						75 A	North Dakota	0 3	127 H	ETSU	1 3
						87 H	Towson	1 3	141 N	Buffalo	2 3
						99 A	Arkansas St.	2 3	153 A	North Dakota St.	2 3
									184 A	Louisiana	0 3
									186 A	UNCW	3 1
									211 H	Virginia	1 3
									225 H	UT Arlington	0 3
									247 N	George Washington	3 2
									258 A	Little Rock	3 2
									259 N	Davidson	2 3
									262 H	Georgia St.	2 3
									263 N	Mercer	3 1
									275 N	Loyola Maryland	3 1
									290 H	Ga. Southern	3 1
									311 A	La.-Monroe	3 0
									314 N	South Dakota St.	3 1
<hr/>											
LAST 10 GAMES											
			311 A	La.-Monroe	3 0	262 H	Georgia St.	2 3			
			184 A	Louisiana	0 3	225 H	UT Arlington	0 3			
			119 H	Coastal Caro.	2 3	74 H	Texas St.	0 3			
			119 A	Coastal Caro.	1 3	99 A	Arkansas St.	2 3			
			290 H	Ga. Southern	3 1	258 A	Little Rock	3 2			

Non-Div. I Games:

Appalachian St.

Average RPI Win:	282	WON-LOST	WINNING	LAST 10	STRENGTH OF	OPP. STRENGTH	TEAM	ADJ	CONF.	ADJ CONF.	
Average RPI Loss:	171	RECORD	PCT. RANK	GAMES	SCHEDULE	OF SCHEDULE	RPI	RPI	RPI	RPI	
DIV. I ONLY	10- 12	.45455	190	4- 6	242	296	241	.44901	245	25	25
DIV. I NON-CONF.	6- 6	.5	158	0- 0	310	326	274	.42328	273	27	27
<hr/>											
TOTALS	RPI 1-25	RPI 26-50		W-L RECORDS		RPI 51-100		RPI 101-150		RPI 150+	
10- 12	0- 0	0- 0		OVERALL		0- 2		1- 2		9- 8	
6- 2	0- 0	0- 0		HOME		0- 1		1- 0		5- 1	
3- 5	0- 0	0- 0		AWAY		0- 1		0- 1		3- 3	
1- 5	0- 0	0- 0		NEUTRAL		0- 0		0- 1		1- 4	
<hr/>											
6- 6	0- 0	0- 0		NON-CONFERENCE		0- 0		0- 1		6- 5	
3- 0	0- 0	0- 0		HOME		0- 0		0- 0		3- 0	
2- 1	0- 0	0- 0		AWAY		0- 0		0- 0		2- 1	
1- 5	0- 0	0- 0		NEUTRAL		0- 0		0- 1		1- 4	
<hr/>											
4- 6	0- 0	0- 0		CONFERENCE		0- 2		1- 1		3- 3	
3- 2	0- 0	0- 0		HOME		0- 1		1- 0		2- 1	
1- 4	0- 0	0- 0		AWAY		0- 1		0- 1		1- 2	
0- 0	0- 0	0- 0		NEUTRAL		0- 0		0- 0		0- 0	
<hr/>											
RPI S	Opponent	Score	RPI S	Opponent	Score	RPI S	Opponent	Score	RPI S	Opponent	Score
						71 A Navy	0	3	133 A Colgate	1	3
						92 H American	1	3	133 H Colgate	3	1
						150 N East Carolina	0	3			
						156 A Army West Point	0	3			
						156 H Army West Point	0	3			
						157 N Providence	1	3			
						164 N Charlotte	0	3			
						165 A Lehigh	0	3			
						251 H La Salle	3	2			
						252 A Saint Francis (PA)	0	3			
						255 N Eastern Wash.	2	3			
						272 A Stetson	3	1			
						275 A Loyola Maryland	3	1			
						287 H Iona	3	2			
						295 N Morehead St.	0	3			
						306 A Canisius	3	0			
						312 H Holy Cross	3	2			
						317 H Lafayette	3	0			
						330 N Norfolk St.	3	1			
						333 H Saint Peter's	3	0			
<hr/>											
LAST 10 GAMES											
156 A Army West Point			0	3	71 A Navy			0	3		
133 A Colgate			1	3	165 A Lehigh			0	3		
312 H Holy Cross			3	2	317 H Lafayette			3	0		
92 H American			1	3	133 H Colgate			3	1		
275 A Loyola Maryland			3	1	156 H Army West Point			0	3		

Non-Div. I Games:

Bucknell

Average RPI Win: 242		WON-LOST	WINNING	LAST 10	STRENGTH OF		OPP. STRENGTH	TEAM	ADJ	CONF.	ADJ CONF.			
Average RPI Loss: 145		RECORD	PCT. RANK	GAMES	SCHEDULE		OF SCHEDULE	RPI	RPI	RPI	RPI			
DIV. I ONLY		7- 16	.30435	270	2- 8		169	184	249	.44763	246			
DIV. I NON-CONF.		5- 8	.38462	227	0- 0		114	185	188	.48697	188			
TOTALS		RPI 1-25	RPI 26-50		W-L RECORDS		RPI 51-100		RPI 101-150		RPI 150+			
7- 16	0- 1	0- 0		OVERALL		0- 3		1- 4		6- 8				
1- 4	0- 0	0- 0		HOME		0- 2		0- 0		1- 2				
1- 8	0- 0	0- 0		AWAY		0- 1		0- 3		1- 4				
5- 4	0- 1	0- 0		NEUTRAL		0- 0		1- 1		4- 2				
5- 8	0- 1	0- 0		NON-CONFERENCE		0- 1		1- 3		4- 3				
0- 0	0- 0	0- 0		HOME		0- 0		0- 0		0- 0				
0- 4	0- 0	0- 0		AWAY		0- 1		0- 2		0- 1				
5- 4	0- 1	0- 0		NEUTRAL		0- 0		1- 1		4- 2				
2- 8	0- 0	0- 0		CONFERENCE		0- 2		0- 1		2- 5				
1- 4	0- 0	0- 0		HOME		0- 2		0- 0		1- 2				
1- 4	0- 0	0- 0		AWAY		0- 0		0- 1		1- 3				
0- 0	0- 0	0- 0		NEUTRAL		0- 0		0- 0		0- 0				
RPI	S	Opponent	Score		RPI	S	Opponent	Score		RPI	S	Opponent	Score	
11	N	Kansas	0	3						103	A	SIUE	1	3
							65 A North Texas	0	3	122	A	Drake	1	3
							75 H North Dakota	0	3	124	A	Idaho	0	3
							97 H Sacramento St.	0	3	126	N	San Jose St.	0	3
										140	N	Tulsa	3	2
										154	N	Ill.-Chicago	1	3
										168	H	Northern Colo.	0	3
										189	N	Seattle U	0	3
										199	H	Northern Ariz.	0	3
										202	A	Utah Valley	0	3
										203	A	Idaho St.	2	3
										229	N	Long Beach St.	3	0
										231	A	Montana St.	0	3
										234	A	Weber St.	3	1
										241	N	Omaha	3	0
										255	A	Eastern Wash.	1	3
										260	N	UTEP	3	1
										293	H	Southern Utah	3	2
										297	N	Southeast Mo. St.	3	2
LAST 10 GAMES														
					199 H Northern Ariz.	0	3			203 A Idaho St.	2	3		
					293 H Southern Utah	3	2			231 A Montana St.	0	3		
					75 H North Dakota	0	3			97 H Sacramento St.	0	3		
					168 H Northern Colo.	0	3			124 A Idaho	0	3		
					234 A Weber St.	3	1			255 A Eastern Wash.	1	3		

Non-Div. I Games:

Montana

Average RPI Win:	258	WON-LOST	WINNING	LAST 10	STRENGTH OF	OPP. STRENGTH	TEAM	ADJ	CONF.	ADJ CONF.	
Average RPI Loss:	149	RECORD	PCT. RANK	GAMES	SCHEDULE	OF SCHEDULE	RPI	RPI	RPI	RPI	
DIV. I ONLY	7- 18	.28	279	2- 8	132	239	250	.44758	247	18	18
DIV. I NON-CONF.	4- 12	.25	271	0- 2	129	251	253	.44256	252	18	18
<hr/>											
TOTALS	RPI 1-25	RPI 26-50		W-L RECORDS		RPI 51-100		RPI 101-150		RPI 150+	
7- 18	0- 0	0- 0		OVERALL		0- 6		0- 3		7- 9	
3- 6	0- 0	0- 0		HOME		0- 2		0- 2		3- 2	
2- 10	0- 0	0- 0		AWAY		0- 4		0- 0		2- 6	
2- 2	0- 0	0- 0		NEUTRAL		0- 0		0- 1		2- 1	
<hr/>											
4- 12	0- 0	0- 0		NON-CONFERENCE		0- 4		0- 3		4- 5	
2- 5	0- 0	0- 0		HOME		0- 1		0- 2		2- 2	
0- 5	0- 0	0- 0		AWAY		0- 3		0- 0		0- 2	
2- 2	0- 0	0- 0		NEUTRAL		0- 0		0- 1		2- 1	
<hr/>											
3- 6	0- 0	0- 0		CONFERENCE		0- 2		0- 0		3- 4	
1- 1	0- 0	0- 0		HOME		0- 1		0- 0		1- 0	
2- 5	0- 0	0- 0		AWAY		0- 1		0- 0		2- 4	
0- 0	0- 0	0- 0		NEUTRAL		0- 0		0- 0		0- 0	
<hr/>											
RPI S	Opponent	Score	RPI S	Opponent	Score	RPI S	Opponent	Score	RPI S	Opponent	Score
						51 H	VCU	0 3	108 H	Hofstra	1 3
						54 A	Dayton	1 3	139 N	Western Mich.	1 3
						57 A	Tennessee	0 3	143 H	LIU Brooklyn	2 3
						75 A	North Dakota	0 3	152 A	Saint Louis	0 3
						90 H	Indiana	0 3	153 A	North Dakota St.	0 3
						92 A	American	0 3	155 N	Wofford	3 2
									179 A	Duquesne	1 3
									209 A	Rhode Island	1 3
									221 H	UMBC	0 3
									224 H	UMES	0 3
									235 A	Fordham	1 3
									244 N	Appalachian St.	2 3
									249 A	Howard	0 3
									250 H	Delaware	3 2
									251 A	La Salle	3 2
									259 H	Davidson	3 1
									265 A	George Mason	3 2
									312 H	Holy Cross	3 0
									314 N	South Dakota St.	3 0
<hr/>											
LAST 10 GAMES											
						54 A	Dayton	1 3	265 A	George Mason	3 2
						152 A	Saint Louis	0 3	249 A	Howard	0 3
						259 H	Davidson	3 1	235 A	Fordham	1 3
						51 H	VCU	0 3	209 A	Rhode Island	1 3
						92 A	American	0 3	179 A	Duquesne	1 3

Non-Div. I Games:

George Washington

Average RPI Win:	285	WON-LOST RECORD	WINNING PCT. RANK	LAST 10 GAMES	STRENGTH OF SCHEDULE	OPP. STRENGTH OF SCHEDULE	TEAM RPI	ADJ RPI	CONF. RPI	ADJ CONF. RPI			
DIV. I ONLY		12- 13	.48	170	7- 3	296	246	251	.44648	248	27	27	
DIV. I NON-CONF.		5- 10	.33333	247	1- 0	307	226	297	.39962	295	26	26	
<hr/>													
TOTALS	RPI 1-25	RPI 26-50		W-L RECORDS		RPI 51-100		RPI 101-150		RPI 150+			
12- 13	0- 1	0- 0		OVERALL		0- 5		0- 3		12- 4			
3- 1	0- 0	0- 0		HOME		0- 0		0- 1		3- 0			
8- 5	0- 0	0- 0		AWAY		0- 3		0- 2		8- 0			
1- 7	0- 1	0- 0		NEUTRAL		0- 2		0- 0		1- 4			
<hr/>													
5- 10	0- 1	0- 0		NON-CONFERENCE		0- 3		0- 2		5- 4			
1- 0	0- 0	0- 0		HOME		0- 0		0- 0		1- 0			
3- 3	0- 0	0- 0		AWAY		0- 1		0- 2		3- 0			
1- 7	0- 1	0- 0		NEUTRAL		0- 2		0- 0		1- 4			
<hr/>													
7- 3	0- 0	0- 0		CONFERENCE		0- 2		0- 1		7- 0			
2- 1	0- 0	0- 0		HOME		0- 0		0- 1		2- 0			
5- 2	0- 0	0- 0		AWAY		0- 2		0- 0		5- 0			
0- 0	0- 0	0- 0		NEUTRAL		0- 0		0- 0		0- 0			
<hr/>													
RPI S	Opponent	Score		RPI S	Opponent	Score		RPI S	Opponent	Score			
21 N	Colorado	1	3			56 A	Ole Miss	0	3	123 H	Houston Baptist	2	3
						67 N	Austin Peay	2	3	132 A	Tulane	2	3
						84 N	Seton Hall	0	3	138 A	Oklahoma	0	3
						86 A	Central Ark.	0	3	171 H	A&M-Corpus Christi	3	0
						91 A	SFA	1	3	190 A	McNeese	3	2
										198 N	Alabama St.	2	3
										226 N	Winthrop	2	3
										263 N	Mercer	1	3
										274 A	Troy	3	0
										276 N	North Florida	1	3
										277 A	New Orleans	3	1
										281 H	Incarnate Word	3	0
										303 A	Southeastern La.	3	0
										309 A	Lamar University	3	0
										310 A	Nicholls St.	3	1
										311 A	La.-Monroe	3	2
										325 N	Jackson St.	3	0
										334 A	Alcorn	3	0
										334 H	Alcorn	3	0
<hr/>													
LAST 10 GAMES													
303 A Southeastern La.				3	0	171 H A&M-Corpus Christi				3	0		
277 A New Orleans				3	1	281 H Incarnate Word				3	0		
123 H Houston Baptist				2	3	86 A Central Ark.				0	3		
310 A Nicholls St.				3	1	334 H Alcorn				3	0		
190 A McNeese				3	2	91 A SFA				1	3		

Non-Div. I Games:

Northwestern St.

Average RPI Win: 273		WON-LOST	WINNING	LAST 10	STRENGTH OF		OPP. STRENGTH	TEAM	ADJ	CONF.	ADJ CONF.
Average RPI Loss: 135		RECORD	PCT. RANK	GAMES	SCHEDULE		OF SCHEDULE	RPI	RPI	RPI	RPI
DIV. I ONLY		10- 13	.43478	202	271		227	248	.44636	249	31
DIV. I NON-CONF.		3- 12	.2	290	141		107	256	.44008	256	31
TOTALS		RPI 1-25	RPI 26-50		W-L RECORDS		RPI 51-100		RPI 101-150		RPI 150+
10- 13	0- 0	0- 2		OVERALL		0- 4		1- 1		9- 6	
7- 3	0- 0	0- 2		HOME		0- 1		1- 0		6- 0	
3- 4	0- 0	0- 0		AWAY		0- 1		0- 0		3- 3	
0- 6	0- 0	0- 0		NEUTRAL		0- 2		0- 1		0- 3	
3- 12	0- 0	0- 2		NON-CONFERENCE		0- 4		1- 1		2- 5	
2- 3	0- 0	0- 2		HOME		0- 1		1- 0		1- 0	
1- 3	0- 0	0- 0		AWAY		0- 1		0- 0		1- 2	
0- 6	0- 0	0- 0		NEUTRAL		0- 2		0- 1		0- 3	
7- 1	0- 0	0- 0		CONFERENCE		0- 0		0- 0		7- 1	
5- 0	0- 0	0- 0		HOME		0- 0		0- 0		5- 0	
2- 1	0- 0	0- 0		AWAY		0- 0		0- 0		2- 1	
0- 0	0- 0	0- 0		NEUTRAL		0- 0		0- 0		0- 0	
RPI S	Opponent	Score	RPI S	Opponent	Score	RPI S	Opponent	Score	RPI S	Opponent	Score
			42 H	Iowa	1 3	51 N	VCU	2 3	105 H	Santa Clara	3 1
			44 H	Washington St.	1 3	61 N	Princeton	1 3	126 N	San Jose St.	0 3
						92 A	American	0 3	159 N	Ohio	1 3
						92 H	American	0 3	161 A	UC Riverside	0 3
									187 N	Georgetown	1 3
									211 A	Virginia	3 1
									221 A	UMBC	0 3
									224 A	UMES	2 3
									247 H	George Washington	3 0
									273 H	Bethune-Cookman	3 1
									279 H	Hampton	3 0
									293 N	Southern Utah	2 3
									319 A	Coppin St.	3 0
									319 H	Coppin St.	3 0
									320 A	Morgan St.	3 1
									322 H	Delaware St.	3 0
									330 H	Norfolk St.	3 0
LAST 10 GAMES			319 H	Coppin St.	3 0	320 A	Morgan St.	3 1			
			273 H	Bethune-Cookman	3 1	247 H	George Washington	3 0			
			330 H	Norfolk St.	3 0	322 H	Delaware St.	3 0			
			279 H	Hampton	3 0	224 A	UMES	2 3			
			319 A	Coppin St.	3 0	221 A	UMBC	0 3			

Non-Div. I Games:

Howard

Average RPI Win:	252	WON-LOST RECORD	WINNING PCT. RANK	LAST 10 GAMES	STRENGTH OF SCHEDULE	OPP. STRENGTH OF SCHEDULE	TEAM RPI	ADJ RPI	CONF. RPI	ADJ CONF. RPI	
DIV. I ONLY		5- 15	.25 291	3- 7	138	139	253	.44571	250	10 10	
DIV. I NON-CONF.		2- 8	.2 290	0- 0	207	129	288	.41378	286	12 12	
<hr/>											
TOTALS	RPI 1-25	RPI 26-50	W-L RECORDS		RPI 51-100	RPI 101-150		RPI 150+			
5- 15	0- 1	0- 0	OVERALL		0- 5	1- 3		4- 6			
2- 3	0- 0	0- 0	HOME		0- 1	1- 2		1- 0			
1- 7	0- 0	0- 0	AWAY		0- 4	0- 1		1- 2			
2- 5	0- 1	0- 0	NEUTRAL		0- 0	0- 0		2- 4			
<hr/>											
2- 8	0- 1	0- 0	NON-CONFERENCE		0- 2	0- 0		2- 5			
0- 0	0- 0	0- 0	HOME		0- 0	0- 0		0- 0			
0- 3	0- 0	0- 0	AWAY		0- 2	0- 0		0- 1			
2- 5	0- 1	0- 0	NEUTRAL		0- 0	0- 0		2- 4			
<hr/>											
3- 7	0- 0	0- 0	CONFERENCE		0- 3	1- 3		2- 1			
2- 3	0- 0	0- 0	HOME		0- 1	1- 2		1- 0			
1- 4	0- 0	0- 0	AWAY		0- 2	0- 1		1- 1			
0- 0	0- 0	0- 0	NEUTRAL		0- 0	0- 0		0- 0			
<hr/>											
RPI S	Opponent	Score	RPI S	Opponent	Score	RPI S	Opponent	Score	RPI S	Opponent	Score
1 N	Penn St.	0 3				53 A	West Virginia	1 3	101 H	Northeastern	0 3
						60 A	Col. of Charleston	0 3	108 H	Hofstra	1 3
						64 A	James Madison	0 3	147 A	Elon	2 3
						68 A	Yale	0 3	147 H	Elon	3 1
						87 H	Towson	1 3	186 A	UNCW	2 3
									208 N	Boston College	1 3
									209 N	Rhode Island	0 3
									217 N	UT Martin	1 3
									221 N	UMBC	3 2
									238 N	Clemson	0 3
									247 A	George Washington	2 3
									291 A	William & Mary	3 2
									291 H	William & Mary	3 2
									312 N	Holy Cross	3 0
<hr/>											
			LAST 10 GAMES								
			147 H Elon 3 1			186 A UNCW 2 3					
			291 H William & Mary 3 2			108 H Hofstra 1 3					
			64 A James Madison 0 3			101 H Northeastern 0 3					
			87 H Towson 1 3			147 A Elon 2 3					
			60 A Col. of Charleston 0 3			291 A William & Mary 3 2					

Non-Div. I Games:

Delaware

Average RPI Win:	276	WON-LOST RECORD	WINNING PCT. RANK	LAST 10 GAMES	STRENGTH OF SCHEDULE	OPP. STRENGTH OF SCHEDULE	TEAM RPI	ADJ RPI	CONF. RPI	ADJ CONF. RPI			
DIV. I ONLY	11- 13	.45833	186	2- 8	279	256	247	.44544	251	18	18		
DIV. I NON-CONF.	9- 6	.6	119	0- 1	298	295	215	.4632	220	18	18		
<hr/>													
TOTALS	RPI 1-25	RPI 26-50		W-L RECORDS	RPI 51-100		RPI 101-150		RPI 150+				
11- 13	0- 0	0- 0		OVERALL	0- 3		0- 1		11- 9				
4- 5	0- 0	0- 0		HOME	0- 1		0- 0		4- 4				
3- 6	0- 0	0- 0		AWAY	0- 2		0- 1		3- 3				
4- 2	0- 0	0- 0		NEUTRAL	0- 0		0- 0		4- 2				
<hr/>													
9- 6	0- 0	0- 0		NON-CONFERENCE	0- 1		0- 1		9- 4				
3- 2	0- 0	0- 0		HOME	0- 1		0- 0		3- 1				
2- 2	0- 0	0- 0		AWAY	0- 0		0- 1		2- 1				
4- 2	0- 0	0- 0		NEUTRAL	0- 0		0- 0		4- 2				
<hr/>													
2- 7	0- 0	0- 0		CONFERENCE	0- 2		0- 0		2- 5				
1- 3	0- 0	0- 0		HOME	0- 0		0- 0		1- 3				
1- 4	0- 0	0- 0		AWAY	0- 2		0- 0		1- 2				
0- 0	0- 0	0- 0		NEUTRAL	0- 0		0- 0		0- 0				
<hr/>													
RPI S	Opponent	Score	RPI S	Opponent	Score	RPI S	Opponent	Score	RPI S	Opponent	Score		
						51 A	VCU	0	3	133 A	Colgate	0	3
						54 A	Dayton	0	3	152 A	Saint Louis	0	3
						71 H	Navy	0	3	158 N	Cornell	2	3
										170 N	Stony Brook	1	3
										179 A	Duquesne	0	3
										200 H	Penn	3	2
										209 H	Rhode Island	3	2
										235 H	Fordham	0	3
										245 A	Bucknell	2	3
										247 H	George Washington	2	3
										256 H	Robert Morris	2	3
										259 A	Davidson	3	2
										265 H	George Mason	2	3
										266 A	Akron	3	1
										275 N	Loyola Maryland	3	2
										284 A	Youngstown St.	3	0
										287 N	Iona	3	1
										305 N	Tennessee Tech	3	0
										307 N	NJIT	3	0
										317 H	Lafayette	3	0
				323 H	Siena	3	0						
			LAST 10 GAMES										
			179 A	Duquesne	0	3	54 A	Dayton	0	3			
			209 H	Rhode Island	3	2	152 A	Saint Louis	0	3			
			235 H	Fordham	0	3	265 H	George Mason	2	3			
			51 A	VCU	0	3	247 H	George Washington	2	3			
			259 A	Davidson	3	2	133 A	Colgate	0	3			

Non-Div. I Games:

La Salle

Average RPI Win:	278	WON-LOST RECORD	WINNING PCT. RANK	LAST 10 GAMES	STRENGTH OF SCHEDULE	OPP. STRENGTH OF SCHEDULE	TEAM RPI	ADJ RPI	CONF. RPI	ADJ CONF. RPI	
DIV. I ONLY	11- 11	.5	160	6- 4	280	301	244	.44512	252	28	28
DIV. I NON-CONF.	6- 7	.46154	183	1- 0	293	320	272	.42238	275	29	29
<hr/>											
TOTALS	RPI 1-25	RPI 26-50	W-L RECORDS		RPI 51-100	RPI 101-150	RPI 150+				
11- 11	0- 0	0- 0	OVERALL		0- 1	0- 2	11- 8				
5- 4	0- 0	0- 0	HOME		0- 0	0- 1	5- 3				
3- 5	0- 0	0- 0	AWAY		0- 1	0- 1	3- 3				
3- 2	0- 0	0- 0	NEUTRAL		0- 0	0- 0	3- 2				
6- 7	0- 0	0- 0	NON-CONFERENCE		0- 1	0- 0	6- 6				
2- 2	0- 0	0- 0	HOME		0- 0	0- 0	2- 2				
1- 3	0- 0	0- 0	AWAY		0- 1	0- 0	1- 2				
3- 2	0- 0	0- 0	NEUTRAL		0- 0	0- 0	3- 2				
5- 4	0- 0	0- 0	CONFERENCE		0- 0	0- 2	5- 2				
3- 2	0- 0	0- 0	HOME		0- 0	0- 1	3- 1				
2- 2	0- 0	0- 0	AWAY		0- 0	0- 1	2- 1				
0- 0	0- 0	0- 0	NEUTRAL		0- 0	0- 0	0- 0				
RPI	S	Opponent	Score	RPI	S	Opponent	Score	RPI	S	Opponent	Score
			</								

Non-Div. I Games:

Saint Francis (PA)

Average RPI Win: 297		WON-LOST RECORD		WINNING PCT. RANK		LAST 10 GAMES		STRENGTH OF SCHEDULE		OPP. STRENGTH OF SCHEDULE		TEAM RPI		ADJ RPI		CONF. RPI		ADJ CONF. RPI	
DIV. I ONLY		7- 15		.31818 260		4- 6		179		249		255		.443 253		19		19	
DIV. I NON-CONF.		4- 10		.28571 266		1- 1		184		228		262		.43464 262		20		20	
TOTALS		RPI 1-25		RPI 26-50		W-L RECORDS		RPI 51-100		RPI 101-150		RPI 150+							
7- 15		0- 0		0- 0		OVERALL		0- 6		0- 2		7- 7							
2- 1		0- 0		0- 0		HOME		0- 0		0- 0		2- 1							
3- 8		0- 0		0- 0		AWAY		0- 4		0- 2		3- 2							
2- 6		0- 0		0- 0		NEUTRAL		0- 2		0- 0		2- 4							
4- 10		0- 0		0- 0		NON-CONFERENCE		0- 4		0- 1		4- 5							
0- 0		0- 0		0- 0		HOME		0- 0		0- 0		0- 0							
2- 4		0- 0		0- 0		AWAY		0- 2		0- 1		2- 1							
2- 6		0- 0		0- 0		NEUTRAL		0- 2		0- 0		2- 4							
3- 5		0- 0		0- 0		CONFERENCE		0- 2		0- 1		3- 2							
2- 1		0- 0		0- 0		HOME		0- 0		0- 0		2- 1							
1- 4		0- 0		0- 0		AWAY		0- 2		0- 1		1- 1							
0- 0		0- 0		0- 0		NEUTRAL		0- 0		0- 0		0- 0							
RPI	S	Opponent		Score	RPI	S	Opponent		Score	RPI	S	Opponent		Score					
							55 A	Kennesaw St.	0 3			109 A	FGCU	0 3					
							57 A	Tennessee	1 3			144 A	Wake Forest	2 3					
							60 A	Col. of Charleston	0 3			155 N	Wofford	0 3					
							63 N	Denver	1 3			162 H	Jacksonville	2 3					
							82 A	Lipscomb	0 3			164 A	Charlotte	0 3					
							93 N	Furman	0 3			214 N	Marshall	0 3					
												224 N	UMES	1 3					
												239 N	Tennessee St.	2 3					
												271 A	Gardner-Webb	3 2					
												272 A	Stetson	1 3					
												276 H	North Florida	3 0					
												291 N	William & Mary	3 2					
												298 A	Presbyterian	3 2					
												307 A	NJIT	3 2					
												307 H	NJIT	3 1					
												326 N	N.C. Central	3 0					
LAST 10 GAMES																			
							307 H	NJIT	3 1			109 A	FGCU	0 3					
							298 A	Presbyterian	3 2			276 H	North Florida	3 0					
							82 A	Lipscomb	0 3			162 H	Jacksonville	2 3					
							55 A	Kennesaw St.	0 3			307 A	NJIT	3 2					
							272 A	Stetson	1 3			57 A	Tennessee	1 3					

Non-Div. I Games:

USC Upstate

Average RPI Win: 244		WON-LOST	WINNING	LAST 10	STRENGTH OF		OPP. STRENGTH	TEAM	ADJ		CONF.	ADJ CONF.	
Average RPI Loss: 136		RECORD	PCT. RANK	GAMES	SCHEDULE		OF SCHEDULE	RPI	RPI		RPI	RPI	
DIV. I ONLY		7- 15	.31818	260	5- 5		211	156	256	.44284	254	16	15
DIV. I NON-CONF.		2- 10	.16667	295	0- 0		219	132	293	.40242	292	14	14
<hr/>													
TOTALS		RPI 1-25		RPI 26-50		W-L RECORDS		RPI 51-100		RPI 101-150		RPI 150+	
7- 15	0- 0	0- 3		OVERALL		0- 1		0- 6		7- 5			
3- 4	0- 0	0- 1		HOME		0- 0		0- 2		3- 1			
3- 5	0- 0	0- 2		AWAY		0- 1		0- 0		3- 2			
1- 6	0- 0	0- 0		NEUTRAL		0- 0		0- 4		1- 2			
<hr/>													
2- 10	0- 0	0- 1		NON-CONFERENCE		0- 1		0- 4		2- 4			
1- 1	0- 0	0- 0		HOME		0- 0		0- 0		1- 1			
0- 3	0- 0	0- 1		AWAY		0- 1		0- 0		0- 1			
1- 6	0- 0	0- 0		NEUTRAL		0- 0		0- 4		1- 2			
<hr/>													
5- 5	0- 0	0- 2		CONFERENCE		0- 0		0- 2		5- 1			
2- 3	0- 0	0- 1		HOME		0- 0		0- 2		2- 0			
3- 2	0- 0	0- 1		AWAY		0- 0		0- 0		3- 1			
0- 0	0- 0	0- 0		NEUTRAL		0- 0		0- 0		0- 0			
<hr/>													
RPI S	Opponent	Score	RPI S	Opponent	Score	RPI S	Opponent	Score	RPI S	Opponent	Score		
			42 A	Iowa	1 3	90 A	Indiana	0 3	106 N	Cleveland St.	0 3		
			46 H	UNI	0 3				114 N	Ball St.	0 3		
			48 A	Missouri St.	0 3				115 N	IUPUI	2 3		
									118 H	Illinois St.	0 3		
									119 N	Coastal Caro.	0 3		
									122 H	Drake	0 3		
									180 A	Valparaiso	3 0		
									183 A	Central Mich.	2 3		
									193 H	Eastern Ill.	2 3		
									227 N	DePaul	3 0		
									233 A	Southern Ill.	3 1		
									241 N	Omaha	2 3		
									241 N	Omaha	1 3		
									243 H	Bradley	3 1		
									261 A	Loyola Chicago	3 2		
									269 A	Evansville	2 3		
									269 H	Evansville	3 2		
									292 H	Cal St. Fullerton	3 2		
<hr/>													
LAST 10 GAMES													
			269 A	Evansville	2 3	46 H	UNI	0 3					
			261 A	Loyola Chicago	3 2	233 A	Southern Ill.	3 1					
			180 A	Valparaiso	3 0	48 A	Missouri St.	0 3					
			118 H	Illinois St.	0 3	243 H	Bradley	3 1					
			122 H	Drake	0 3	269 H	Evansville	3 2					

Non-Div. I Games:

Indiana St.

Average RPI Win: 253		WON-LOST	WINNING	LAST 10	STRENGTH OF		OPP. STRENGTH	TEAM	ADJ	CONF.	ADJ CONF.
Average RPI Loss: 145		RECORD	PCT. RANK	GAMES	SCHEDULE		OF SCHEDULE	RPI	RPI	RPI	RPI
DIV. I ONLY		6- 13	.31579	266	3- 7		192	209	254	.44257	255
DIV. I NON-CONF.		3- 6	.33333	247	0- 0		227	195	260	.43624	260
TOTALS		RPI 1-25	RPI 26-50		W-L RECORDS		RPI 51-100		RPI 101-150		RPI 150+
6- 13	0- 0	0- 0		OVERALL		0- 5		0- 2		6- 6	
2- 3	0- 0	0- 0		HOME		0- 2		0- 0		2- 1	
2- 6	0- 0	0- 0		AWAY		0- 2		0- 1		2- 3	
2- 4	0- 0	0- 0		NEUTRAL		0- 1		0- 1		2- 2	
3- 6	0- 0	0- 0		NON-CONFERENCE		0- 2		0- 1		3- 3	
0- 0	0- 0	0- 0		HOME		0- 0		0- 0		0- 0	
1- 2	0- 0	0- 0		AWAY		0- 1		0- 0		1- 1	
2- 4	0- 0	0- 0		NEUTRAL		0- 1		0- 1		2- 2	
3- 7	0- 0	0- 0		CONFERENCE		0- 3		0- 1		3- 3	
2- 3	0- 0	0- 0		HOME		0- 2		0- 0		2- 1	
1- 4	0- 0	0- 0		AWAY		0- 1		0- 1		1- 2	
0- 0	0- 0	0- 0		NEUTRAL		0- 0		0- 0		0- 0	
RPI S	Opponent	Score	RPI S	Opponent	Score	RPI S	Opponent	Score	RPI S	Opponent	Score
						69 A	California	0 3	124 A	Idaho	1 3
						75 A	North Dakota	0 3	135 N	UC Davis	1 3
						83 H	Portland St.	0 3	164 N	Charlotte	0 3
						96 N	Texas Tech	0 3	166 A	UNLV	1 3
						97 H	Sacramento St.	2 3	168 A	Northern Colo.	1 3
									199 A	Northern Ariz.	3 0
									203 H	Idaho St.	1 3
									216 N	Dartmouth	2 3
									231 H	Montana St.	3 2
									245 N	Bucknell	3 2
									246 H	Montana	3 1
									289 N	Binghamton	3 2
									293 A	Southern Utah	1 3
									306 A	Canisius	3 2
LAST 10 GAMES											
						97 H	Sacramento St.	2 3	199 A	Northern Ariz.	3 0
						83 H	Portland St.	0 3	75 A	North Dakota	0 3
						124 A	Idaho	1 3	168 A	Northern Colo.	1 3
						203 H	Idaho St.	1 3	231 H	Montana St.	3 2
						293 A	Southern Utah	1 3	246 H	Montana	3 1

Non-Div. I Games:

Eastern Wash.

Average RPI Win:	256	WON-LOST	WINNING	LAST 10	STRENGTH OF	OPP. STRENGTH	TEAM	ADJ	CONF.	ADJ CONF.	
Average RPI Loss:	183	RECORD	PCT. RANK	GAMES	SCHEDULE	OF SCHEDULE	RPI	RPI	RPI	RPI	
DIV. I ONLY	11- 13	.45833	186	6- 4	281	266	252	.44234	256	28	28
DIV. I NON-CONF.	6- 9	.4	223	1- 0	294	235	278	.41959	280	29	29
<hr/>											
TOTALS	RPI 1-25	RPI 26-50		W-L RECORDS		RPI 51-100		RPI 101-150		RPI 150+	
11- 13	0- 0	0- 0		OVERALL		0- 2		1- 2		10- 9	
5- 2	0- 0	0- 0		HOME		0- 0		1- 0		4- 2	
2- 7	0- 0	0- 0		AWAY		0- 1		0- 1		2- 5	
4- 4	0- 0	0- 0		NEUTRAL		0- 1		0- 1		4- 2	
<hr/>											
6- 9	0- 0	0- 0		NON-CONFERENCE		0- 2		0- 1		6- 6	
1- 2	0- 0	0- 0		HOME		0- 0		0- 0		1- 2	
1- 3	0- 0	0- 0		AWAY		0- 1		0- 0		1- 2	
4- 4	0- 0	0- 0		NEUTRAL		0- 1		0- 1		4- 2	
<hr/>											
5- 4	0- 0	0- 0		CONFERENCE		0- 0		1- 1		4- 3	
4- 0	0- 0	0- 0		HOME		0- 0		1- 0		3- 0	
1- 4	0- 0	0- 0		AWAY		0- 0		0- 1		1- 3	
0- 0	0- 0	0- 0		NEUTRAL		0- 0		0- 0		0- 0	
<hr/>											
RPI S	Opponent	Score	RPI S	Opponent	Score	RPI S	Opponent	Score	RPI S	Opponent	Score
						59 A	Butler	2 3	134 N	Oakland	1 3
						71 N	Navy	0 3	143 A	LIU Brooklyn	2 3
						143 H LIU Brooklyn 3 1					
						160 A Central Conn. St. 1 3					
						169 N Northern Ky. 0 3					
						170 N Stony Brook 3 1					
						178 A Bryant 0 3					
						179 A Duquesne 0 3					
						192 H Sacred Heart 3 0					
						200 H Penn 2 3					
						209 N Eastern Mich. 0 3					
						232 H Rutgers 3 0					
						251 A La Salle 3 2					
						252 A Saint Francis (PA) 3 1					
						280 H Middle Tenn. 2 3					
						284 A Youngstown St. 2 3					
						306 N Canisius 3 0					
						308 A St. Francis Brooklyn 1 3					
						308 H St. Francis Brooklyn 3 1					
						319 N Coppin St. 3 0					
						321 H Fairleigh Dickinson 3 0					
						323 N Siena 3 0					
			LAST 10 GAMES								
						308 H St. Francis Brooklyn 3 1					
						143 H LIU Brooklyn 3 1					
						321 H Fairleigh Dickinson 3 0					
						160 A Central Conn. St. 1 3					
						192 H Sacred Heart 3 0					
						252 A Saint Francis (PA) 3 1					
						232 H Rutgers 3 0					

Non-Div. I Games:

Robert Morris

Average RPI Win: 244		WON-LOST RECORD		WINNING PCT. RANK		LAST 10 GAMES		STRENGTH OF SCHEDULE		OPP. STRENGTH OF SCHEDULE		TEAM RPI		ADJ RPI		CONF. RPI		ADJ CONF. RPI					
Average RPI Loss: 153																							
DIV. I ONLY		8- 14		.36364 242		1- 9		244		194		257		.44176 257		8		8					
DIV. I NON-CONF.		7- 5		.58333 126		0- 0		277		268		207		.47081 207		9		9					
TOTALS		RPI 1-25		RPI 26-50		W-L RECORDS		RPI 51-100		RPI 101-150		RPI 150+											
8- 14		0- 0		0- 0		OVERALL		0- 3		1- 5		7- 6											
3- 6		0- 0		0- 0		HOME		0- 1		0- 4		3- 1											
1- 6		0- 0		0- 0		AWAY		0- 2		1- 0		0- 4											
4- 2		0- 0		0- 0		NEUTRAL		0- 0		0- 1		4- 1											
7- 5		0- 0		0- 0		NON-CONFERENCE		0- 1		0- 1		7- 3											
3- 0		0- 0		0- 0		HOME		0- 0		0- 0		3- 0											
0- 3		0- 0		0- 0		AWAY		0- 1		0- 0		0- 2											
4- 2		0- 0		0- 0		NEUTRAL		0- 0		0- 1		4- 1											
1- 9		0- 0		0- 0		CONFERENCE		0- 2		1- 4		0- 3											
0- 6		0- 0		0- 0		HOME		0- 1		0- 4		0- 1											
1- 3		0- 0		0- 0		AWAY		0- 1		1- 0		0- 2											
0- 0		0- 0		0- 0		NEUTRAL		0- 0		0- 0		0- 0											
RPI	S	Opponent		Score		RPI	S	Opponent		Score		RPI	S	Opponent		Score		RPI	S	Opponent		Score	

Non-Div. I Games:

Memphis

Average RPI Win: 281		WON-LOST RECORD		WINNING PCT. RANK		LAST 10 GAMES		STRENGTH OF SCHEDULE		OPP. STRENGTH OF SCHEDULE		TEAM RPI		ADJ RPI		CONF. RPI		ADJ CONF. RPI	
DIV. I ONLY		7- 16		.30435 270		3- 7		170		255		258		.44126 258		24		24	
DIV. I NON-CONF.		4- 8		.33333 247		0- 0		150		256		231		.4575 233		22		22	
TOTALS		RPI 1-25		RPI 26-50		W-L RECORDS		RPI 51-100		RPI 101-150		RPI 150+							
7- 16		0- 0		0- 1		OVERALL		0- 5		0- 3		7- 7							
2- 4		0- 0		0- 0		HOME		0- 1		0- 1		2- 2							
1- 8		0- 0		0- 0		AWAY		0- 4		0- 1		1- 3							
4- 4		0- 0		0- 1		NEUTRAL		0- 0		0- 1		4- 2							
4- 8		0- 0		0- 1		NON-CONFERENCE		0- 2		0- 2		4- 3							
0- 0		0- 0		0- 0		HOME		0- 0		0- 0		0- 0							
0- 4		0- 0		0- 0		AWAY		0- 2		0- 1		0- 1							
4- 4		0- 0		0- 1		NEUTRAL		0- 0		0- 1		4- 2							
3- 8		0- 0		0- 0		CONFERENCE		0- 3		0- 1		3- 4							
2- 4		0- 0		0- 0		HOME		0- 1		0- 1		2- 2							
1- 4		0- 0		0- 0		AWAY		0- 2		0- 0		1- 2							
0- 0		0- 0		0- 0		NEUTRAL		0- 0		0- 0		0- 0							
RPI	S	Opponent		Score		RPI	S	Opponent		Score		RPI	S	Opponent		Score			
				37	N	Miami (FL)	1	3	74	H	Texas St.	0	3	119	H	Coastal Caro.	1	3	
									86	A	Central Ark.	1	3	133	N	Colgate	1	3	
									91	A	SFA	0	3	148	A	Southern Miss.	2	3	
									93	A	South Ala.	1	3	152	A	Saint Louis	1	3	
									99	A	Arkansas St.	1	3	184	A	Louisiana	1	3	
														184	H	Louisiana	2	3	
														217	N	UT Martin	3	1	
														225	H	UT Arlington	3	2	
														227	N	DePaul	2	3	
														244	H	Appalachian St.	2	3	
														257	N	Memphis	0	3	
														274	A	Troy	1	3	
														283	N	Louisiana Tech	3	0	
														294	N	Texas Southern	3	0	
														311	A	La.-Monroe	3	0	
														311	H	La.-Monroe	3	2	
														325	N	Jackson St.	3	0	
				LAST 10 GAMES															
				274	A	Troy	1	3	225	H	UT Arlington	3	2						
				93	A	South Ala.	1	3	74	H	Texas St.	0	3						
				311	H	La.-Monroe	3	2	184	A	Louisiana	1	3						
				184	H	Louisiana	2	3	311	A	La.-Monroe	3	0						
				99	A	Arkansas St.	1	3	119	H	Coastal Caro.	1	3						

Non-Div. I Games:

Little Rock

Average RPI Win: 262		WON-LOST RECORD		WINNING PCT. RANK		LAST 10 GAMES		STRENGTH OF SCHEDULE		OPP. STRENGTH OF SCHEDULE		TEAM RPI		ADJ RPI		CONF. RPI		ADJ CONF. RPI	
DIV. I ONLY		9- 13		.40909 216		2- 8		263		272		259		.44015 259		18		18	
DIV. I NON-CONF.		7- 6		.53846 145		0- 1		258		302		214		.46597 214		18		18	
TOTALS		RPI 1-25		RPI 26-50		W-L RECORDS		RPI 51-100		RPI 101-150		RPI 150+							
9- 13		0- 0		0- 0		OVERALL		0- 2		0- 1		9- 10							
2- 6		0- 0		0- 0		HOME		0- 2		0- 1		2- 3							
2- 6		0- 0		0- 0		AWAY		0- 0		0- 0		2- 6							
5- 1		0- 0		0- 0		NEUTRAL		0- 0		0- 0		5- 1							
7- 6		0- 0		0- 0		NON-CONFERENCE		0- 1		0- 1		7- 4							
1- 2		0- 0		0- 0		HOME		0- 1		0- 1		1- 0							
1- 3		0- 0		0- 0		AWAY		0- 0		0- 0		1- 3							
5- 1		0- 0		0- 0		NEUTRAL		0- 0		0- 0		5- 1							
2- 7		0- 0		0- 0		CONFERENCE		0- 1		0- 0		2- 6							
1- 4		0- 0		0- 0		HOME		0- 1		0- 0		1- 3							
1- 3		0- 0		0- 0		AWAY		0- 0		0- 0		1- 3							
0- 0		0- 0		0- 0		NEUTRAL		0- 0		0- 0		0- 0							
RPI	S	Opponent		Score	RPI	S	Opponent		Score	RPI	S	Opponent		Score					
							51	H	VCU	0		109	H	FGCU	2		3		
							72	H	Georgia	1		155	H	Wofford	3		1		
												155	N	Wofford	1		3		
												164	A	Charlotte	2		3		
												179	H	Duquesne	0		3		
												186	A	UNCW	1		3		
												209	A	Rhode Island	3		1		
												209	H	Rhode Island	2		3		
												235	A	Fordham	2		3		
												235	H	Fordham	3		0		
												244	N	Appalachian St.	3		2		
												247	A	George Washington	1		3		
												251	H	La Salle	2		3		
												262	A	Georgia St.	1		3		
												265	A	George Mason	0		3		
												275	N	Loyola Maryland	3		0		
												291	A	William & Mary	3		1		
												295	N	Morehead St.	3		1		
												328	N	South Carolina St.	3		0		
												329	N	Savannah St.	3		0		
LAST 10 GAMES																			
							235	A	Fordham	2		251	H	La Salle	2		3		
							209	A	Rhode Island	3		51	H	VCU	0		3		
							247	A	George Washington	1		209	H	Rhode Island	2		3		
							265	A	George Mason	0		235	H	Fordham	3		0		
							179	H	Duquesne	0		262	A	Georgia St.	1		3		

Non-Div. I Games:

Davidson

Average RPI Win: 234		WON-LOST	WINNING	LAST 10	STRENGTH OF	OPP. STRENGTH	TEAM	ADJ	CONF.	ADJ CONF.	
Average RPI Loss: 134		RECORD	PCT. RANK	GAMES	SCHEDULE	OF SCHEDULE	RPI	RPI	RPI	RPI	
DIV. I ONLY		4- 18	.18182 310	1- 9	86	211	260	.44014 260	15	16	
DIV. I NON-CONF.		3- 10	.23077 275	0- 1	190	214	280	.42077 278	17	17	
<hr/>											
TOTALS		RPI 1-25	RPI 26-50	W-L RECORDS	RPI 51-100	RPI 101-150	RPI 150+				
4- 18	0- 0		0- 1	OVERALL	1- 6	0- 5	3- 6				
4- 7	0- 0		0- 0	HOME	1- 3	0- 1	3- 3				
0- 7	0- 0		0- 1	AWAY	0- 2	0- 3	0- 1				
0- 4	0- 0		0- 0	NEUTRAL	0- 1	0- 1	0- 2				
3- 10	0- 0		0- 0	NON-CONFERENCE	0- 4	0- 2	3- 4				
3- 4	0- 0		0- 0	HOME	0- 2	0- 0	3- 2				
0- 2	0- 0		0- 0	AWAY	0- 1	0- 1	0- 0				
0- 4	0- 0		0- 0	NEUTRAL	0- 1	0- 1	0- 2				
1- 8	0- 0		0- 1	CONFERENCE	1- 2	0- 3	0- 2				
1- 3	0- 0		0- 0	HOME	1- 1	0- 1	0- 1				
0- 5	0- 0		0- 1	AWAY	0- 1	0- 2	0- 1				
0- 0	0- 0		0- 0	NEUTRAL	0- 0	0- 0	0- 0				
RPI S	Opponent	Score	RPI S	Opponent	Score	RPI S	Opponent	Score	RPI S	Opponent	Score
			35 A	Western Ky.	0 3	65 H	North Texas	1 3	117 A	UTSA	2 3
						75 H	North Dakota	0 3	117 H	UTSA	0 3
						83 N	Portland St.	0 3	130 A	New Mexico St.	0 3
						89 A	Rice	2 3	140 N	Tulsa	0 3
						89 H	Rice	3 2	148 A	Southern Miss.	0 3
						95 A	Portland	0 3	164 A	Charlotte	1 3
						96 H	Texas Tech	2 3	167 H	New Mexico	0 3
									175 N	CSUN	0 3
									230 H	Abilene Christian	2 3
									240 H	UAB	1 3
									242 H	Samford	3 1
									246 N	Montana	1 3
									284 H	Youngstown St.	3 2
									322 H	Delaware St.	3 0
<hr/>											
LAST 10 GAMES											
			89 A	Rice	2 3	164 A	Charlotte	1 3			
			35 A	Western Ky.	0 3	117 A	UTSA	2 3			
			117 H	UTSA	0 3	240 H	UAB	1 3			
			65 H	North Texas	1 3	89 H	Rice	3 2			
			148 A	Southern Miss.	0 3	130 A	New Mexico St.	0 3			

Non-Div. I Games:

UTEP

Average RPI Win: 242		WON-LOST RECORD		WINNING PCT. RANK		LAST 10 GAMES		STRENGTH OF SCHEDULE		OPP. STRENGTH OF SCHEDULE		TEAM RPI		ADJ RPI		CONF. RPI		ADJ CONF. RPI	
DIV. I ONLY		1- 20		.04762 330		0- 10		42		163		262		.43899 261		16		15	
DIV. I NON-CONF.		1- 10		.09091 312		0- 0		44		106		232		.45993 226		14		14	
TOTALS		RPI 1-25		RPI 26-50		W-L RECORDS		RPI 51-100		RPI 101-150		RPI 150+							
1- 20		0- 2		0- 4		OVERALL		0- 3		0- 3		1- 8							
1- 8		0- 0		0- 1		HOME		0- 0		0- 1		1- 6							
0- 8		0- 1		0- 3		AWAY		0- 1		0- 2		0- 1							
0- 4		0- 1		0- 0		NEUTRAL		0- 2		0- 0		0- 1							
1- 10		0- 2		0- 1		NON-CONFERENCE		0- 3		0- 0		1- 4							
1- 3		0- 0		0- 0		HOME		0- 0		0- 0		1- 3							
0- 3		0- 1		0- 1		AWAY		0- 1		0- 0		0- 0							
0- 4		0- 1		0- 0		NEUTRAL		0- 2		0- 0		0- 1							
0- 10		0- 0		0- 3		CONFERENCE		0- 0		0- 3		0- 4							
0- 5		0- 0		0- 1		HOME		0- 0		0- 1		0- 3							
0- 5		0- 0		0- 2		AWAY		0- 0		0- 2		0- 1							
0- 0		0- 0		0- 0		NEUTRAL		0- 0		0- 0		0- 0							
RPI S	Opponent		Score		RPI S	Opponent		Score		RPI S	Opponent		Score		RPI S	Opponent		Score	
4 N	Kentucky		0	3	34 A	Marquette		0	3	58 N	UC Irvine		0	3	118 A	Illinois St.		0	3
20 A	Purdue		0	3	46 A	UNI		0	3	69 A	California		1	3	122 A	Drake		0	3
					46 H	UNI		0	3	70 N	Miami (OH)		0	3	122 H	Drake		1	3
					48 A	Missouri St.		0	3						180 H	Valparaiso		1	3
															189 N	Seattle U		1	3
															191 H	Fairfield		1	3
															196 H	Milwaukee		0	3
															227 H	DePaul		0	3
															242 H	Samford		3	1
															243 A	Bradley		2	3
															254 H	Indiana St.		2	3
															269 H	Evansville		2	3
				LAST 10 GAMES															
															122 A	Drake		0	3
															46 A	UNI		0	3
															254 H	Indiana St.		2	3
															269 H	Evansville		2	3
															243 A	Bradley		2	3
															118 A	Illinois St.		0	3
															180 H	Valparaiso		1	3
															48 A	Missouri St.		0	3
															46 H	UNI		0	3
															122 H	Drake		1	3

Non-Div. I Games:

Loyola Chicago

Average RPI Win: 272		WON-LOST	WINNING	LAST 10	STRENGTH OF		OPP. STRENGTH	TEAM	ADJ	CONF.	ADJ CONF.
Average RPI Loss: 160		RECORD	PCT. RANK	GAMES	SCHEDULE		OF SCHEDULE	RPI	RPI	RPI	RPI
DIV. I ONLY		8- 15	.34783	247	2- 8		215	261	261	.4383	262
DIV. I NON-CONF.		6- 7	.46154	183	0- 0		214	273	221	.46261	223
TOTALS		RPI 1-25	RPI 26-50		W-L RECORDS		RPI 51-100		RPI 101-150		RPI 150+
8- 15	0- 0	0- 0		OVERALL		0- 5		0- 3		8- 7	
3- 4	0- 0	0- 0		HOME		0- 1		0- 0		3- 3	
2- 8	0- 0	0- 0		AWAY		0- 3		0- 2		2- 3	
3- 3	0- 0	0- 0		NEUTRAL		0- 1		0- 1		3- 1	
6- 7	0- 0	0- 0		NON-CONFERENCE		0- 2		0- 2		6- 3	
2- 1	0- 0	0- 0		HOME		0- 0		0- 0		2- 1	
1- 3	0- 0	0- 0		AWAY		0- 1		0- 1		1- 1	
3- 3	0- 0	0- 0		NEUTRAL		0- 1		0- 1		3- 1	
2- 8	0- 0	0- 0		CONFERENCE		0- 3		0- 1		2- 4	
1- 3	0- 0	0- 0		HOME		0- 1		0- 0		1- 2	
1- 5	0- 0	0- 0		AWAY		0- 2		0- 1		1- 2	
0- 0	0- 0	0- 0		NEUTRAL		0- 0		0- 0		0- 0	
RPI S	Opponent	Score	RPI S	Opponent	Score	RPI S	Opponent	Score	RPI S	Opponent	Score
						55 A	Kennesaw St.	0 3	103 N	SIUE	0 3
						67 N	Austin Peay	2 3	119 A	Coastal Caro.	2 3
						74 A	Texas St.	0 3	150 A	East Carolina	0 3
						93 A	South Ala.	1 3	155 H	Wofford	0 3
						93 H	South Ala.	0 3	172 A	Chattanooga	3 2
									184 H	Louisiana	0 3
									225 A	UT Arlington	1 3
									232 N	Rutgers	3 1
									240 A	UAB	1 3
									244 A	Appalachian St.	3 2
									259 H	Davidson	3 1
									274 A	Troy	2 3
									274 H	Troy	2 3
									291 N	William & Mary	1 3
									301 N	Charleston So.	3 2
									311 H	La.-Monroe	3 2
									325 N	Jackson St.	3 1
									328 H	South Carolina St.	3 0
LAST 10 GAMES											
						74 A	Texas St.	0 3	244 A	Appalachian St.	3 2
						225 A	UT Arlington	1 3	274 A	Troy	2 3
						93 H	South Ala.	0 3	93 A	South Ala.	1 3
						274 H	Troy	2 3	184 H	Louisiana	0 3
						119 A	Coastal Caro.	2 3	311 H	La.-Monroe	3 2

Non-Div. I Games:

Georgia St.

Average RPI Win: 289		WON-LOST	WINNING	LAST 10	STRENGTH OF		OPP. STRENGTH	TEAM	ADJ		CONF.	ADJ CONF.
Average RPI Loss: 159		RECORD	PCT. RANK	GAMES	SCHEDULE		OF SCHEDULE	RPI	RPI		RPI	RPI
DIV. I ONLY		7- 15	.31818 260	3- 7	201		276	264	.43437 263		22	21
DIV. I NON-CONF.		5- 7	.41667 211	1- 0	189		291	226	.46034 225		21	21
TOTALS		RPI 1-25	RPI 26-50	W-L RECORDS	RPI 51-100		RPI 101-150	RPI 150+				
7- 15	0- 0		0- 0	OVERALL	0- 4		0- 3	7- 8				
4- 2	0- 0		0- 0	HOME	0- 1		0- 0	4- 1				
1- 9	0- 0		0- 0	AWAY	0- 2		0- 2	1- 5				
2- 4	0- 0		0- 0	NEUTRAL	0- 1		0- 1	2- 2				
5- 7	0- 0		0- 0	NON-CONFERENCE	0- 3		0- 2	5- 2				
3- 0	0- 0		0- 0	HOME	0- 0		0- 0	3- 0				
0- 3	0- 0		0- 0	AWAY	0- 2		0- 1	0- 0				
2- 4	0- 0		0- 0	NEUTRAL	0- 1		0- 1	2- 2				
2- 8	0- 0		0- 0	CONFERENCE	0- 1		0- 1	2- 6				
1- 2	0- 0		0- 0	HOME	0- 1		0- 0	1- 1				
1- 6	0- 0		0- 0	AWAY	0- 0		0- 1	1- 5				
0- 0	0- 0		0- 0	NEUTRAL	0- 0		0- 0	0- 0				
RPI S	Opponent	Score	RPI S	Opponent	Score	RPI S	Opponent	Score	RPI S	Opponent	Score	
						56 A	Ole Miss	2 3	125 A	South Carolina	0 3	
						60 A	Col. of Charleston	1 3	127 A	ETSU	0 3	
						67 N	Austin Peay	1 3	141 N	Buffalo	1 3	
						93 H	Furman	1 3	155 A	Wofford	1 3	
									155 H	Wofford	0 3	
									163 A	UNCG	1 3	
									172 A	Chattanooga	0 3	
									237 A	Western Caro.	3 0	
									242 A	Samford	1 3	
									244 N	Appalachian St.	1 3	
									248 N	Northwestern St.	3 1	
									274 N	Troy	3 1	
									276 N	North Florida	2 3	
									304 A	The Citadel	2 3	
									304 H	The Citadel	3 1	
									315 H	Alabama A&M	3 0	
									315 H	Alabama A&M	3 1	
									329 H	Savannah St.	3 0	
LAST 10 GAMES												
						155 A	Wofford	1 3	127 A	ETSU	0 3	
						304 A	The Citadel	2 3	329 H	Savannah St.	3 0	
						93 H	Furman	1 3	237 A	Western Caro.	3 0	
						242 A	Samford	1 3	163 A	UNCG	1 3	
						172 A	Chattanooga	0 3	304 H	The Citadel	3 1	

Non-Div. I Games:

Mercer

M
a
r
i
s
t

Marist

Average RPI Win: 280		WON-LOST	WINNING	LAST 10	STRENGTH OF		OPP. STRENGTH	TEAM	ADJ	CONF.	ADJ CONF.
Average RPI Loss: 161		RECORD	PCT. RANK	GAMES	SCHEDULE		OF SCHEDULE	RPI	RPI	RPI	RPI
DIV. I ONLY		6- 16	.27273	280	3- 7		176	241	266	.43259	265
DIV. I NON-CONF.		4- 9	.30769	256	1- 0		188	265	261	.43613	261
TOTALS		RPI 1-25	RPI 26-50		W-L RECORDS		RPI 51-100		RPI 101-150		RPI 150+
6- 16	0- 0	0- 0		OVERALL		0- 4		0- 1		6- 11	
3- 6	0- 0	0- 0		HOME		0- 1		0- 0		3- 5	
1- 7	0- 0	0- 0		AWAY		0- 3		0- 0		1- 4	
2- 3	0- 0	0- 0		NEUTRAL		0- 0		0- 1		2- 2	
4- 9	0- 0	0- 0		NON-CONFERENCE		0- 2		0- 1		4- 6	
2- 4	0- 0	0- 0		HOME		0- 0		0- 0		2- 4	
0- 2	0- 0	0- 0		AWAY		0- 2		0- 0		0- 0	
2- 3	0- 0	0- 0		NEUTRAL		0- 0		0- 1		2- 2	
2- 7	0- 0	0- 0		CONFERENCE		0- 2		0- 0		2- 5	
1- 2	0- 0	0- 0		HOME		0- 1		0- 0		1- 1	
1- 5	0- 0	0- 0		AWAY		0- 1		0- 0		1- 4	
0- 0	0- 0	0- 0		NEUTRAL		0- 0		0- 0		0- 0	
RPI S	Opponent	Score	RPI S	Opponent	Score	RPI S	Opponent	Score	RPI S	Opponent	Score
						51 H	VCU	0 3	143 N	LIU Brooklyn	1 3
						54 A	Dayton	0 3	152 A	Saint Louis	0 3
						72 A	Georgia	0 3	164 H	Charlotte	1 3
						87 A	Towson	0 3	174 H	Campbell	0 3
									179 A	Duquesne	1 3
									183 H	Central Mich.	1 3
									200 H	Penn	0 3
									209 A	Rhode Island	0 3
									209 N	Eastern Mich.	0 3
									220 N	UNC Asheville	0 3
									235 A	Fordham	0 3
									247 H	George Washington	2 3
									251 A	La Salle	3 2
									259 H	Davidson	3 0
									275 H	Loyola Maryland	3 2
									279 H	Hampton	3 1
									298 N	Presbyterian	3 0
									317 N	Lafayette	3 0
LAST 10 GAMES											
						152 A	Saint Louis	0 3	209 A	Rhode Island	0 3
						54 A	Dayton	0 3	235 A	Fordham	0 3
						51 H	VCU	0 3	251 A	La Salle	3 2
						259 H	Davidson	3 0	179 A	Duquesne	1 3
						247 H	George Washington	2 3	275 H	Loyola Maryland	3 2

Non-Div. I Games:

George Mason

Average RPI Win: 222		WON-LOST	WINNING	LAST 10	STRENGTH OF		OPP. STRENGTH	TEAM	ADJ		CONF.	ADJ CONF.	
Average RPI Loss: 175		RECORD	PCT. RANK	GAMES	SCHEDULE		OF SCHEDULE	RPI	RPI		RPI	RPI	
DIV. I ONLY		6- 16	.27273	280	2- 8		189	231	268	.43155	266	14	14
DIV. I NON-CONF.		4- 8	.33333	247	0- 0		163	286	244	.4492	244	11	11
TOTALS		RPI 1-25	RPI 26-50		W-L RECORDS		RPI 51-100		RPI 101-150		RPI 150+		
6- 16	0- 0	0- 0		OVERALL		0- 3		1- 2		5- 11			
2- 5	0- 0	0- 0		HOME		0- 0		0- 1		2- 4			
2- 7	0- 0	0- 0		AWAY		0- 2		1- 1		1- 4			
2- 4	0- 0	0- 0		NEUTRAL		0- 1		0- 0		2- 3			
4- 8	0- 0	0- 0		NON-CONFERENCE		0- 2		0- 0		4- 6			
1- 2	0- 0	0- 0		HOME		0- 0		0- 0		1- 2			
1- 2	0- 0	0- 0		AWAY		0- 1		0- 0		1- 1			
2- 4	0- 0	0- 0		NEUTRAL		0- 1		0- 0		2- 3			
2- 8	0- 0	0- 0		CONFERENCE		0- 1		1- 2		1- 5			
1- 3	0- 0	0- 0		HOME		0- 0		0- 1		1- 2			
1- 5	0- 0	0- 0		AWAY		0- 1		1- 1		0- 3			
0- 0	0- 0	0- 0		NEUTRAL		0- 0		0- 0		0- 0			
RPI S	Opponent	Score	RPI S	Opponent	Score	RPI S	Opponent	Score	RPI S	Opponent	Score		
						53 N	West Virginia	0 3	136 A	Bowling Green	0 3		
						70 A	Miami (OH)	1 3	139 H	Western Mich.	1 3		
						71 A	Navy	0 3	141 A	Buffalo	3 1		
									156 A	Army West Point	0 3		
									157 N	Providence	3 1		
									159 H	Ohio	1 3		
									177 H	Northern Ill.	2 3		
									183 A	Central Mich.	0 3		
									204 N	Fort Wayne	1 3		
									209 A	Eastern Mich.	1 3		
									218 H	Kent St.	3 1		
									219 A	Toledo	2 3		
									224 N	UMES	3 2		
									251 H	La Salle	1 3		
									252 N	Saint Francis (PA)	1 3		
									252 N	Saint Francis (PA)	0 3		
									275 H	Loyola Maryland	1 3		
									284 A	Youngstown St.	3 1		
									305 H	Tennessee Tech	3 0		
LAST 10 GAMES													
						183 A	Central Mich.	0 3	70 A	Miami (OH)	1 3		
						209 A	Eastern Mich.	1 3	219 A	Toledo	2 3		
						177 H	Northern Ill.	2 3	141 A	Buffalo	3 1		
						139 H	Western Mich.	1 3	159 H	Ohio	1 3		
						136 A	Bowling Green	0 3	218 H	Kent St.	3 1		

Non-Div. I Games:

Akron

Average RPI Win: 288		WON-LOST	WINNING	LAST 10	STRENGTH OF	OPP. STRENGTH	TEAM	ADJ	CONF.	ADJ CONF.												
Average RPI Loss: 162		RECORD	PCT. RANK	GAMES	SCHEDULE	OF SCHEDULE	RPI	RPI	RPI	RPI												
DIV. I ONLY		7- 11	.38889	233	6- 4	282	262	271	.42944	267	31	31										
DIV. I NON-CONF.		3- 10	.23077	275	2- 3	170	161	265	.43256	264	31	31										
<hr/>																						
TOTALS		RPI 1-25	RPI 26-50		W-L RECORDS		RPI 51-100		RPI 101-150		RPI 150+											
7- 11	0- 1	0- 0		OVERALL		0- 3		0- 0		7- 7												
3- 0	0- 0	0- 0		HOME		0- 0		0- 0		3- 0												
2- 6	0- 1	0- 0		AWAY		0- 1		0- 0		2- 4												
2- 5	0- 0	0- 0		NEUTRAL		0- 2		0- 0		2- 3												
<hr/>																						
3- 10	0- 1	0- 0		NON-CONFERENCE		0- 3		0- 0		3- 6												
1- 0	0- 0	0- 0		HOME		0- 0		0- 0		1- 0												
0- 5	0- 1	0- 0		AWAY		0- 1		0- 0		0- 3												
2- 5	0- 0	0- 0		NEUTRAL		0- 2		0- 0		2- 3												
<hr/>																						
4- 1	0- 0	0- 0		CONFERENCE		0- 0		0- 0		4- 1												
2- 0	0- 0	0- 0		HOME		0- 0		0- 0		2- 0												
2- 1	0- 0	0- 0		AWAY		0- 0		0- 0		2- 1												
0- 0	0- 0	0- 0		NEUTRAL		0- 0		0- 0		0- 0												
<hr/>																						
RPI	S	Opponent	Score		RPI	S	Opponent	Score		RPI	S	Opponent	Score									
3	A	Florida	0	3					56	A	Ole Miss	0	3	153	A	North Dakota St.	1	3				
								75	N	North Dakota	2	3	168	N	Northern Colo.	1	3					
								82	N	Lipscomb	0	3	169	N	Northern Ky.	3	1					
																		172	N	Chattanooga	1	3
																		240	A	UAB	1	3
																		273	A	Bethune-Cookman	0	3
																		276	A	North Florida	0	3
																		276	H	North Florida	3	2
																		283	N	Louisiana Tech	2	3
																		286	N	San Francisco	3	0
																		302	H	N.C. A&T	3	0
																		326	H	N.C. Central	3	0
																		328	A	South Carolina St.	3	0
																		329	A	Savannah St.	3	2
<hr/>																						
LAST 10 GAMES																						
240	A	UAB	1	3	328	A	South Carolina St.	3	0													
302	H	N.C. A&T	3	0	276	A	North Florida	0	3													
326	H	N.C. Central	3	0	276	H	North Florida	3	2													
273	A	Bethune-Cookman	0	3	169	N	Northern Ky.	3	1													
329	A	Savannah St.	3	2	82	N	Lipscomb	0	3													

Non-Div. I Games:

Florida A&M

Average RPI Win: 217		WON-LOST RECORD	WINNING PCT. RANK		LAST 10 GAMES	STRENGTH OF SCHEDULE	OPP. STRENGTH OF SCHEDULE	TEAM RPI	ADJ RPI		CONF. RPI	ADJ CONF. RPI
Average RPI Loss: 176												
DIV. I ONLY		7- 15	.31818	260	3- 7	227	219	269	.42825	268	26	26
DIV. I NON-CONF.		4- 9	.30769	256	0- 1	230	167	266	.42962	267	24	24
<hr/>												
TOTALS		RPI 1-25		RPI 26-50		W-L RECORDS		RPI 51-100		RPI 101-150		RPI 150+
7- 15	0- 0			1- 0	OVERALL		0- 2		0- 5		6- 8	
5- 3	0- 0			1- 0	HOME		0- 0		0- 1		4- 2	
0- 8	0- 0			0- 0	AWAY		0- 2		0- 3		0- 3	
2- 4	0- 0			0- 0	NEUTRAL		0- 0		0- 1		2- 3	
<hr/>												
4- 9	0- 0			1- 0	NON-CONFERENCE		0- 2		0- 3		3- 4	
2- 1	0- 0			1- 0	HOME		0- 0		0- 1		1- 0	
0- 4	0- 0			0- 0	AWAY		0- 2		0- 1		0- 1	
2- 4	0- 0			0- 0	NEUTRAL		0- 0		0- 1		2- 3	
<hr/>												
3- 6	0- 0			0- 0	CONFERENCE		0- 0		0- 2		3- 4	
3- 2	0- 0			0- 0	HOME		0- 0		0- 0		3- 2	
0- 4	0- 0			0- 0	AWAY		0- 0		0- 2		0- 2	
0- 0	0- 0			0- 0	NEUTRAL		0- 0		0- 0		0- 0	
<hr/>												
RPI	S	Opponent	Score	RPI	S	Opponent	Score	RPI	S	Opponent	Score	
				46	H	UNI	3 1	67	A	Austin Peay	0 3	
								100	A	Kansas St.	1 3	
	</											

Non-Div. I Games:

UMKC

Average RPI Win: 283		WON-LOST	WINNING	LAST 10	STRENGTH OF		OPP. STRENGTH	TEAM	ADJ	CONF.	ADJ CONF.
Average RPI Loss: 151		RECORD	PCT. RANK	GAMES	SCHEDULE		OF SCHEDULE	RPI	RPI	RPI	RPI
DIV. I ONLY		9- 13	.40909	216	3- 7		292	233	267	.42797	269
DIV. I NON-CONF.		6- 6	.5	158	0- 0		311	294	263	.43015	265
TOTALS		RPI 1-25	RPI 26-50		W-L RECORDS		RPI 51-100		RPI 101-150		RPI 150+
9- 13	0- 0	0- 2		OVERALL		0- 2		0- 3		9- 6	
3- 5	0- 0	0- 1		HOME		0- 1		0- 2		3- 1	
2- 6	0- 0	0- 1		AWAY		0- 0		0- 1		2- 4	
4- 2	0- 0	0- 0		NEUTRAL		0- 1		0- 0		4- 1	
6- 6	0- 0	0- 0		NON-CONFERENCE		0- 2		0- 1		6- 3	
1- 2	0- 0	0- 0		HOME		0- 1		0- 0		1- 1	
1- 2	0- 0	0- 0		AWAY		0- 0		0- 1		1- 1	
4- 2	0- 0	0- 0		NEUTRAL		0- 1		0- 0		4- 1	
3- 7	0- 0	0- 2		CONFERENCE		0- 0		0- 2		3- 3	
2- 3	0- 0	0- 1		HOME		0- 0		0- 2		2- 0	
1- 4	0- 0	0- 1		AWAY		0- 0		0- 0		1- 3	
0- 0	0- 0	0- 0		NEUTRAL		0- 0		0- 0		0- 0	
RPI S	Opponent	Score	RPI S	Opponent	Score	RPI S	Opponent	Score	RPI S	Opponent	Score
			46 H	UNI	0 3	59 N	Butler	0 3	114 A	Ball St.	0 3
			48 A	Missouri St.	0 3	90 H	Indiana	0 3	118 H	Illinois St.	0 3
									122 H	Drake	1 3
									179 N	Duquesne	2 3
									180 A	Valparaiso	0 3
									217 H	UT Martin	1 3
									233 A	Southern Ill.	2 3
									240 H	UAB	3 2
									243 H	Bradley	3 2
									254 A	Indiana St.	2 3
									254 H	Indiana St.	3 2
									261 A	Loyola Chicago	3 2
									285 N	Chicago St.	3 1
									296 A	Western Ill.	3 2
									297 A	Southeast Mo. St.	2 3
									318 N	Ark.-Pine Bluff	3 0
									320 N	Morgan St.	3 2
									332 N	Manhattan	3 0
			LAST 10 GAMES								
			254 H	Indiana St.	3 2	122 H	Drake	1 3			
			180 A	Valparaiso	0 3	48 A	Missouri St.	0 3			
			261 A	Loyola Chicago	3 2	233 A	Southern Ill.	2 3			
			243 H	Bradley	3 2	118 H	Illinois St.	0 3			
			46 H	UNI	0 3	254 A	Indiana St.	2 3			

Non-Div. I Games:

Evansville

Average RPI Win: 243		WON-LOST RECORD		WINNING PCT. RANK		LAST 10 GAMES		STRENGTH OF SCHEDULE		OPP. STRENGTH OF SCHEDULE		TEAM RPI		ADJ RPI		CONF. RPI		ADJ CONF. RPI	
DIV. I ONLY		7- 14		.33333 252		2- 8		247		252		275		.42767 270		26		26	
DIV. I NON-CONF.		5- 7		.41667 211		0- 1		216		220		229		.45758 231		24		24	
TOTALS		RPI 1-25		RPI 26-50		W-L RECORDS		RPI 51-100		RPI 101-150		RPI 150+							
7- 14		0- 0		0- 0		OVERALL		0- 1		1- 5		6- 8							
2- 5		0- 0		0- 0		HOME		0- 0		0- 2		2- 3							
1- 7		0- 0		0- 0		AWAY		0- 0		1- 3		0- 4							
4- 2		0- 0		0- 0		NEUTRAL		0- 1		0- 0		4- 1							
5- 7		0- 0		0- 0		NON-CONFERENCE		0- 1		1- 3		4- 3							
0- 3		0- 0		0- 0		HOME		0- 0		0- 2		0- 1							
1- 2		0- 0		0- 0		AWAY		0- 0		1- 1		0- 1							
4- 2		0- 0		0- 0		NEUTRAL		0- 1		0- 0		4- 1							
2- 7		0- 0		0- 0		CONFERENCE		0- 0		0- 2		2- 5							
2- 2		0- 0		0- 0		HOME		0- 0		0- 0		2- 2							
0- 5		0- 0		0- 0		AWAY		0- 0		0- 2		0- 3							
0- 0		0- 0		0- 0		NEUTRAL		0- 0		0- 0		0- 0							
RPI	S	Opponent		Score	RPI	S	Opponent		Score	RPI	S	Opponent		Score					
							73	N	Radford	2	3	104	A	Arizona	0	3			
												110	H	Gonzaga	0	3			
												111	A	Syracuse	3	1			
												124	H	Idaho	0	3			
												130	A	New Mexico St.	1	3			
												145	A	UTRGV	2	3			
												176	N	UConn	0	3			
												189	H	Seattle U	1	3			
												194	N	Eastern Ky.	3	2			
												202	H	Utah Valley	1	3			
												205	A	CSU Bakersfield	0	3			
												206	N	Niagara	3	1			
												235	H	Fordham	1	3			
												243	A	Bradley	1	3			
												268	A	UMKC	2	3			
												268	H	UMKC	3	0			
												285	A	Chicago St.	1	3			
												285	H	Chicago St.	3	1			
												314	N	South Dakota St.	3	0			
												323	N	Siena	3	0			
LAST 10 GAMES																			

Non-Div. I Games:

Grand Canyon

Average RPI Win: 270		WON-LOST	WINNING	LAST 10	STRENGTH OF		OPP. STRENGTH	TEAM	ADJ		CONF.	ADJ CONF.	
Average RPI Loss: 181		RECORD	PCT. RANK	GAMES	SCHEDULE		OF SCHEDULE	RPI	RPI		RPI	RPI	
DIV. I ONLY		7- 16	.30435	270	1- 9		190	292	265	.42744	271	21	22
DIV. I NON-CONF.		6- 7	.46154	183	0- 1		194	321	218	.46358	218	23	23
TOTALS		RPI 1-25	RPI 26-50		W-L RECORDS		RPI 51-100		RPI 101-150		RPI 150+		
7- 16	0- 0	0- 0		OVERALL		0- 5		1- 1		6- 10			
2- 8	0- 0	0- 0		HOME		0- 2		0- 1		2- 5			
2- 7	0- 0	0- 0		AWAY		0- 3		1- 0		1- 3			
3- 1	0- 0	0- 0		NEUTRAL		0- 0		0- 0		3- 1			
6- 7	0- 0	0- 0		NON-CONFERENCE		0- 2		1- 1		5- 4			
1- 3	0- 0	0- 0		HOME		0- 0		0- 1		1- 2			
2- 3	0- 0	0- 0		AWAY		0- 2		1- 0		1- 1			
3- 1	0- 0	0- 0		NEUTRAL		0- 0		0- 0		3- 1			
1- 9	0- 0	0- 0		CONFERENCE		0- 3		0- 0		1- 6			
1- 5	0- 0	0- 0		HOME		0- 2		0- 0		1- 3			
0- 4	0- 0	0- 0		AWAY		0- 1		0- 0		0- 3			
0- 0	0- 0	0- 0		NEUTRAL		0- 0		0- 0		0- 0			
RPI S	Opponent	Score	RPI S	Opponent	Score	RPI S	Opponent	Score	RPI S	Opponent	Score		
						52 A	High Point	0 3	147 H	Elon	0 3		
						52 H	High Point	0 3	150 A	East Carolina	3 2		
						64 A	James Madison	0 3	155 H	Wofford	0 3		
						73 H	Radford	0 3	174 H	Campbell	0 3		
						93 A	Furman	0 3	192 N	Sacred Heart	2 3		
									220 A	UNC Asheville	1 3		
									220 H	UNC Asheville	3 2		
									226 A	Winthrop	1 3		
									253 H	USC Upstate	2 3		
									279 N	Hampton	3 0		
									288 N	Rider	3 0		
									298 H	Presbyterian	1 3		
									301 A	Charleston So.	0 3		
									301 H	Charleston So.	1 3		
									302 A	N.C. A&T	1 3		
									304 N	The Citadel	3 1		
									326 A	N.C. Central	3 1		
									326 H	N.C. Central	3 2		
LAST 10 GAMES													
						174 H	Campbell	0 3	302 A	N.C. A&T	1 3		
						52 A	High Point	0 3	226 A	Winthrop	1 3		
						301 H	Charleston So.	1 3	301 A	Charleston So.	0 3		
						298 H	Presbyterian	1 3	220 H	UNC Asheville	3 2		
						52 H	High Point	0 3	73 H	Radford	0 3		

Non-Div. I Games:

Gardner-Webb

Non-Div. I Games:

Stetson

Average RPI Win: 285		WON-LOST RECORD	WINNING PCT. RANK		LAST 10 GAMES	STRENGTH OF SCHEDULE		OPP. STRENGTH OF SCHEDULE	TEAM RPI	ADJ RPI		CONF. RPI	ADJ CONF. RPI
Average RPI Loss: 191													
DIV. I ONLY		8- 11	.42105	209	6- 4	285		306	272	.42627	273	31	31
DIV. I NON-CONF.		3- 9	.25	271	1- 2	206		253	282	.41393	285	31	31
TOTALS		RPI 1-25		RPI 26-50		W-L RECORDS		RPI 51-100		RPI 101-150		RPI 150+	
8- 11	0- 0			0- 0		OVERALL		0- 1		0- 2		8- 8	
4- 2	0- 0			0- 0		HOME		0- 1		0- 1		4- 0	
3- 6	0- 0			0- 0		AWAY		0- 0		0- 1		3- 5	
1- 3	0- 0			0- 0		NEUTRAL		0- 0		0- 0		1- 3	
3- 9	0- 0			0- 0		NON-CONFERENCE		0- 1		0- 2		3- 6	
1- 2	0- 0			0- 0		HOME		0- 1		0- 1		1- 0	
1- 4	0- 0			0- 0		AWAY		0- 0		0- 1		1- 3	
1- 3	0- 0			0- 0		NEUTRAL		0- 0		0- 0		1- 3	
5- 2	0- 0			0- 0		CONFERENCE		0- 0		0- 0		5- 2	
3- 0	0- 0			0- 0		HOME		0- 0		0- 0		3- 0	
2- 2	0- 0			0- 0		AWAY		0- 0		0- 0		2- 2	
0- 0	0- 0			0- 0		NEUTRAL		0- 0		0- 0		0- 0	
RPI S	Opponent	Score	RPI S	Opponent	Score	RPI S	Opponent	Score	RPI S	Opponent	Score		
						85 H	Fla. Atlantic	2 3	109 A	FGCU	0 3		
									109 H	FGCU	0 3		
									162 A	Jacksonville	2 3		
									162 N	Jacksonville	1 3		
									164 N	Charlotte	3 2		
									181 A	South Fla.	1 3		
									224 A	UMES	0 3		
									238 A	Clemson	1 3		
									249 A	Howard	1 3		
									267 H	Florida A&M	3 0		
									276 H	North Florida	3 1		
									276 N	North Florida	1 3		
									290 A	Ga. Southern	3 1		
									302 H	N.C. A&T	3 2		
									309 N	Lamar University	1 3		
									326 H	N.C. Central	3 0		
									328 A	South Carolina St.	3 0		
									329 A	Savannah St.	3 0		
LAST 10 GAMES													
						224 A	UMES	0 3	276 H	North Florida	3 1		
						249 A	Howard	1 3	267 H	Florida A&M	3 0		
						109 A	FGCU	0 3	162 A	Jacksonville	2 3		
						326 H	N.C. Central	3 0	328 A	South Carolina St.	3 0		
						302 H	N.C. A&T	3 2	329 A	Savannah St.	3 0		

Non-Div. I Games:

Bethune-Cookman

Average RPI Win: 268		WON-LOST RECORD		WINNING PCT. RANK		LAST 10 GAMES		STRENGTH OF SCHEDULE		OPP. STRENGTH OF SCHEDULE		TEAM RPI		ADJ RPI		CONF. RPI		ADJ CONF. RPI	
DIV. I ONLY		9- 16		.36 243		4- 6		256		265		270		.42505 274		24		24	
DIV. I NON-CONF.		6- 9		.4 223		1- 0		259		297		267		.42899 268		22		22	
TOTALS		RPI 1-25		RPI 26-50		W-L RECORDS		RPI 51-100		RPI 101-150		RPI 150+							
9- 16		0- 0		0- 1		OVERALL		0- 5		0- 2		9- 8							
6- 4		0- 0		0- 0		HOME		0- 2		0- 0		6- 2							
1- 8		0- 0		0- 1		AWAY		0- 3		0- 1		1- 3							
2- 4		0- 0		0- 0		NEUTRAL		0- 0		0- 1		2- 3							
6- 9		0- 0		0- 1		NON-CONFERENCE		0- 1		0- 2		6- 5							
4- 1		0- 0		0- 0		HOME		0- 0		0- 0		4- 1							
0- 4		0- 0		0- 1		AWAY		0- 1		0- 1		0- 1							
2- 4		0- 0		0- 0		NEUTRAL		0- 0		0- 1		2- 3							
3- 7		0- 0		0- 0		CONFERENCE		0- 4		0- 0		3- 3							
2- 3		0- 0		0- 0		HOME		0- 2		0- 0		2- 1							
1- 4		0- 0		0- 0		AWAY		0- 2		0- 0		1- 2							
0- 0		0- 0		0- 0		NEUTRAL		0- 0		0- 0		0- 0							
RPI	S	Opponent		Score		RPI	S	Opponent		Score		RPI	S	Opponent		Score			
				43	A	Alabama		0	3	55	A	Kennesaw St.	1	3	125	A	South Carolina	0	3
										74	A	Texas St.	0	3	142	N	Murray St.	0	3
										93	A	South Ala.	0	3	198	H	Alabama St.	3	0
										93	H	South Ala.	1	3	225	A	UT Arlington	1	3
										99	H	Arkansas St.	0	3	226	H	Winthrop	3	1
															240	H	UAB	3	2
															248	H	Northwestern St.	0	3
															258	H	Little Rock	3	1
															262	A	Georgia St.	3	2
															262	H	Georgia St.	3	2
															263	N	Mercer	1	3
															276	N	North Florida	2	3
															280	N	Middle Tenn.	1	3
															290	A	Ga. Southern	1	3
															290	H	Ga. Southern	0	3
															295	A	Morehead St.	0	3
															316	N	Southern U.	3	0
															325	H	Jackson St.	3	1
															328	N	South Carolina St.	3	0
LAST 10 GAMES																			
				258	H	Little Rock		3	1	93	H	South Ala.		1	3				
				99	H	Arkansas St.		0	3	93	A	South Ala.		0	3				
				198	H	Alabama St.		3	0	262	H	Georgia St.		3	2				
				262	A	Georgia St.		3	2	290	H	Ga. Southern		0	3				
				290	A	Ga. Southern		1	3	74	A	Texas St.		0	3				
























Non-Div. I Games:

Troy

Average RPI Win:	265	WON-LOST RECORD	WINNING PCT. RANK	LAST 10 GAMES	STRENGTH OF SCHEDULE	OPP. STRENGTH OF SCHEDULE	TEAM RPI	ADJ RPI	CONF. RPI	ADJ CONF. RPI		
DIV. I ONLY		9- 14	.3913	227	3- 7	286	269	273	.42365	275	25	25
DIV. I NON-CONF.		6- 7	.46154	183	0- 0	329	285	305	.3911	305	27	27
<hr/>												
TOTALS	RPI 1-25	RPI 26-50		W-L RECORDS		RPI 51-100		RPI 101-150		RPI 150+		
9- 14	0- 0	0- 0		OVERALL		0- 4		1- 0		8- 10		
4- 4	0- 0	0- 0		HOME		0- 2		0- 0		4- 2		
3- 6	0- 0	0- 0		AWAY		0- 2		1- 0		2- 4		
2- 4	0- 0	0- 0		NEUTRAL		0- 0		0- 0		2- 4		
6- 7	0- 0	0- 0		NON-CONFERENCE		0- 0		0- 0		6- 7		
3- 1	0- 0	0- 0		HOME		0- 0		0- 0		3- 1		
1- 2	0- 0	0- 0		AWAY		0- 0		0- 0		1- 2		
2- 4	0- 0	0- 0		NEUTRAL		0- 0		0- 0		2- 4		
3- 7	0- 0	0- 0		CONFERENCE		0- 4		1- 0		2- 3		
1- 3	0- 0	0- 0		HOME		0- 2		0- 0		1- 1		
2- 4	0- 0	0- 0		AWAY		0- 2		1- 0		1- 2		
0- 0	0- 0	0- 0		NEUTRAL		0- 0		0- 0		0- 0		
RPI	S	Opponent	Score	RPI	S	Opponent	Score	RPI	S	Opponent	Score	
						71 A Navy	0 3	133 A Colgate		3 2		
						71 H Navy	0 3	156 A Army West Point		3 1		
						92 A American	0 3	164 N Charlotte		0 3		
						92 H American	0 3	165 A Lehigh		1 3		
								186 A UNCW		0 3		
								221 H UMBC		1 3		
								244 N Appalachian St.		1 3		
								245 H Bucknell		1 3		
								251 N La Salle		2 3		
								259 N Davidson		0 3		
								265 A George Mason		2 3		
								266 A Akron		3 1		
								279 N Hampton		3 1		
								298 H Presbyterian		3 1		
								305 N Tennessee Tech		3 1		
								312 H Holy Cross		3 0		
								317 A Lafayette		1 3		
								319 H Coppin St.		3 0		
								320 H Morgan St.		3 1		
<hr/>												
				LAST 10 GAMES								
						71 H Navy	0 3	165 A Lehigh		1 3		
						92 H American	0 3	133 A Colgate		3 2		
						312 H Holy Cross	3 0	156 A Army West Point		3 1		
						317 A Lafayette	1 3	71 A Navy		0 3		
						245 H Bucknell	1 3	92 A American		0 3		

Non-Div. I Games:

Loyola Maryland

Average RPI Win: 265		WON-LOST	WINNING	LAST 10	STRENGTH OF		OPP. STRENGTH	TEAM	ADJ	CONF.	ADJ CONF.
Average RPI Loss: 172		RECORD	PCT. RANK	GAMES	SCHEDULE		OF SCHEDULE	RPI	RPI	RPI	RPI
DIV. I ONLY		9- 16	.36	243	3- 7		269	250	274	.4233	276
DIV. I NON-CONF.		8- 9	.47059	181	2- 1		283	254	255	.43809	258
TOTALS		RPI 1-25	RPI 26-50		W-L RECORDS		RPI 51-100		RPI 101-150		RPI 150+
9- 16	0- 0	0- 0		OVERALL		0- 4		0- 3		9- 9	
3- 3	0- 0	0- 0		HOME		0- 2		0- 0		3- 1	
1- 10	0- 0	0- 0		AWAY		0- 1		0- 3		1- 6	
5- 3	0- 0	0- 0		NEUTRAL		0- 1		0- 0		5- 2	
8- 9	0- 0	0- 0		NON-CONFERENCE		0- 2		0- 2		8- 5	
3- 0	0- 0	0- 0		HOME		0- 0		0- 0		3- 0	
0- 6	0- 0	0- 0		AWAY		0- 1		0- 2		0- 3	
5- 3	0- 0	0- 0		NEUTRAL		0- 1		0- 0		5- 2	
1- 7	0- 0	0- 0		CONFERENCE		0- 2		0- 1		1- 4	
0- 3	0- 0	0- 0		HOME		0- 2		0- 0		0- 1	
1- 4	0- 0	0- 0		AWAY		0- 0		0- 1		1- 3	
0- 0	0- 0	0- 0		NEUTRAL		0- 0		0- 0		0- 0	
RPI S	Opponent	Score	RPI S	Opponent	Score	RPI S	Opponent	Score	RPI S	Opponent	Score
						55 H	Kennesaw St.	1 	109 A	FGCU	0 
						79 A	Georgia Tech	0 	125 A	South Carolina	0 
						82 H	Lipscomb	0 	132 A	Tulane	0 
						100 N	Kansas St.	1 	162 A	Jacksonville	0 
									162 H	Jacksonville	1 
									164 N	Charlotte	0 
									173 N	Xavier	3 1
									198 N	Alabama St.	1 
									248 N	Northwestern St.	3 1
									253 A	USC Upstate	0 
									263 N	Mercer	3 2
									267 A	Florida A&M	2 
									267 H	Florida A&M	3 0
									272 A	Stetson	3 2
									273 A	Bethune-Cookman	1 
									273 N	Bethune-Cookman	3 1
									274 N	Troy	3 2
									290 A	Ga. Southern	0 
									290 H	Ga. Southern	3 0
									307 A	NJIT	1 
									329 H	Savannah St.	3 0
LAST 10 GAMES											
						162 A	Jacksonville	0 	55 H	Kennesaw St.	1 
						290 H	Ga. Southern	3 0	82 H	Lipscomb	0 
						109 A	FGCU	0 	253 A	USC Upstate	0 
						272 A	Stetson	3 2	307 A	NJIT	1 
						273 A	Bethune-Cookman	1 	267 H	Florida A&M	3 0

Non-Div. I Games:

North Florida

Average RPI Win:	294	WON-LOST	WINNING	LAST 10	STRENGTH OF	OPP. STRENGTH	TEAM	ADJ	CONF.	ADJ CONF.	
Average RPI Loss:	168	RECORD	PCT. RANK	GAMES	SCHEDULE	OF SCHEDULE	RPI	RPI	RPI	RPI	
DIV. I ONLY	9- 13	.40909	216	3- 7	299	280	278	.42286	277	27	27
DIV. I NON-CONF.	6- 6	.5	158	0- 0	321	303	279	.42203	277	26	26
<hr/>											
TOTALS	RPI 1-25	RPI 26-50		W-L RECORDS		RPI 51-100		RPI 101-150		RPI 150+	
9- 13	0- 0	0- 1		OVERALL		0- 3		0- 1		9- 8	
3- 5	0- 0	0- 0		HOME		0- 1		0- 1		3- 3	
2- 6	0- 0	0- 0		AWAY		0- 2		0- 0		2- 4	
4- 2	0- 0	0- 1		NEUTRAL		0- 0		0- 0		4- 1	
<hr/>											
6- 6	0- 0	0- 1		NON-CONFERENCE		0- 1		0- 0		6- 4	
2- 1	0- 0	0- 0		HOME		0- 0		0- 0		2- 1	
0- 3	0- 0	0- 0		AWAY		0- 1		0- 0		0- 2	
4- 2	0- 0	0- 1		NEUTRAL		0- 0		0- 0		4- 1	
<hr/>											
3- 7	0- 0	0- 0		CONFERENCE		0- 2		0- 1		3- 4	
1- 4	0- 0	0- 0		HOME		0- 1		0- 1		1- 2	
2- 3	0- 0	0- 0		AWAY		0- 1		0- 0		2- 2	
0- 0	0- 0	0- 0		NEUTRAL		0- 0		0- 0		0- 0	
<hr/>											
RPI	S	Opponent	Score	RPI	S	Opponent	Score	RPI	S	Opponent	Score
27	N	Oregon St.	0 3	65	A	North Texas	0 3	123	H	Houston Baptist	0 3
				86	H	Central Ark.	0 3	171	H	A&M-Corpus Christi	2 3
				91	A	SFA	0 3	174	N	Campbell	3 2
								188	A	Sam Houston St.	1 3
								230	A	Abilene Christian	1 3
								235	H	Fordham	2 3
								237	N	Western Caro.	0 3
								239	A	Tennessee St.	2 3
								240	A	UAB	0 3
								248	H	Northwestern St.	1 3
								281	H	Incarnate Word	3 2
								282	N	FIU	3 2
								297	H	Southeast Mo. St.	3 2
								303	A	Southeastern La.	3 2
								309	A	Lamar University	3 2
								331	N	Mississippi Val.	3 0
								334	H	Alcorn	3 0
								334	N	Alcorn	3 0
<hr/>											
LAST 10 GAMES											
86	H	Central Ark.	0 3	91	A	SFA	0 3				
248	H	Northwestern St.	1 3	230	A	Abilene Christian	1 3				
309	A	Lamar University	3 2	188	A	Sam Houston St.	1 3				
303	A	Southeastern La.	3 2	171	H	A&M-Corpus Christi	2 3				
123	H	Houston Baptist	0 3	281	H	Incarnate Word	3 2				

Non-Div. I Games:

New Orleans

Average RPI Win:	281	WON-LOST RECORD	WINNING PCT. RANK	LAST 10 GAMES	STRENGTH OF SCHEDULE	OPP. STRENGTH OF SCHEDULE	TEAM RPI	ADJ RPI	CONF. RPI	ADJ CONF. RPI	
DIV. I ONLY		6- 13	.31579 266	2- 8	238	271	277	.42264 278	12	12	
DIV. I NON-CONF.		5- 6	.45455 196	1- 1	316	318	286	.41279 287	16	16	
<hr/>											
TOTALS	RPI 1-25	RPI 26-50		W-L RECORDS	RPI 51-100		RPI 101-150		RPI 150+		
6- 13	0- 0	0- 0		OVERALL	0- 3		0- 1		6- 9		
2- 4	0- 0	0- 0		HOME	0- 2		0- 0		2- 2		
1- 6	0- 0	0- 0		AWAY	0- 1		0- 1		1- 4		
3- 3	0- 0	0- 0		NEUTRAL	0- 0		0- 0		3- 3		
<hr/>											
5- 6	0- 0	0- 0		NON-CONFERENCE	0- 0		0- 0		5- 6		
1- 0	0- 0	0- 0		HOME	0- 0		0- 0		1- 0		
1- 3	0- 0	0- 0		AWAY	0- 0		0- 0		1- 3		
3- 3	0- 0	0- 0		NEUTRAL	0- 0		0- 0		3- 3		
<hr/>											
1- 7	0- 0	0- 0		CONFERENCE	0- 3		0- 1		1- 3		
1- 4	0- 0	0- 0		HOME	0- 2		0- 0		1- 2		
0- 3	0- 0	0- 0		AWAY	0- 1		0- 1		0- 1		
0- 0	0- 0	0- 0		NEUTRAL	0- 0		0- 0		0- 0		
<hr/>											
RPI S	Opponent	Score	RPI S	Opponent	Score	RPI S	Opponent	Score	RPI S	Opponent	Score
						61 H Princeton	0	3	120 A Harvard	1	3
						68 A Yale	0	3	157 A Providence	0	3
						68 H Yale	1	3	158 H Cornell	1	3
									160 H Central Conn. St.	3	2
									165 N Lehigh	0	3
									170 N Stony Brook	0	3
									178 A Bryant	2	3
									192 A Sacred Heart	1	3
									200 H Penn	2	3
									216 A Dartmouth	0	3
									228 H Columbia	3	1
									299 N Hartford	2	3
									312 A Holy Cross	3	1
									321 N Fairleigh Dickinson	3	0
									332 N Manhattan	3	0
<hr/>											
LAST 10 GAMES											
			68 H Yale	1	3	200 H Penn			2	3	
			216 A Dartmouth	0	3	61 H Princeton			0	3	
			120 A Harvard	1	3	68 A Yale			0	3	
			228 H Columbia	3	1	160 H Central Conn. St.			3	2	
			158 H Cornell	1	3	165 N Lehigh			0	3	

Non-Div. I Games:

Brown

Hampton

Hampton

Hampton

Average RPI Win: 267		WON-LOST	WINNING	LAST 10	STRENGTH OF		OPP. STRENGTH	TEAM	ADJ		CONF.	ADJ CONF.
Average RPI Loss: 155		RECORD	PCT. RANK	GAMES	SCHEDULE		OF SCHEDULE	RPI	RPI		RPI	RPI
DIV. I ONLY		6- 18	.25 291	2- 8	218		203	285	.41791 280		15	16
DIV. I NON-CONF.		4- 10	.28571 266	0- 0	286		191	296	.40072 293		17	17
TOTALS		RPI 1-25	RPI 26-50	W-L RECORDS	RPI 51-100		RPI 101-150		RPI 150+			
6- 18	0- 0		0- 3	OVERALL	0- 2		0- 4		6- 9			
2- 4	0- 0		0- 0	HOME	0- 1		0- 0		2- 3			
2- 6	0- 0		0- 1	AWAY	0- 1		0- 3		2- 1			
2- 8	0- 0		0- 2	NEUTRAL	0- 0		0- 1		2- 5			
4- 10	0- 0		0- 2	NON-CONFERENCE	0- 0		0- 2		4- 6			
0- 1	0- 0		0- 0	HOME	0- 0		0- 0		0- 1			
2- 1	0- 0		0- 0	AWAY	0- 0		0- 1		2- 0			
2- 8	0- 0		0- 2	NEUTRAL	0- 0		0- 1		2- 5			
2- 8	0- 0		0- 1	CONFERENCE	0- 2		0- 2		2- 3			
2- 3	0- 0		0- 0	HOME	0- 1		0- 0		2- 2			
0- 5	0- 0		0- 1	AWAY	0- 1		0- 2		0- 1			
0- 0	0- 0		0- 0	NEUTRAL	0- 0		0- 0		0- 0			
RPI S	Opponent	Score	RPI S	Opponent	Score	RPI S	Opponent	Score	RPI S	Opponent	Score	
			35 A	Western Ky.	0 3	85 H	Fla. Atlantic	0 3	104 N	Arizona	0 3	
			46 N	UNI	0 3	89 A	Rice	0 3	117 A	UTSA	1 3	
			50 N	Missouri	0 3				121 A	Belmont	1 3	
									148 A	Southern Miss.	0 3	
									164 H	Charlotte	3 2	
									172 H	Chattanooga	1 3	
									200 N	Penn	0 3	
									203 N	Idaho St.	0 3	
									214 H	Marshall	0 3	
									225 N	UT Arlington	0 3	
									232 N	Rutgers	1 3	
									240 A	UAB	1 3	
									240 H	UAB	1 3	
									256 A	Robert Morris	3 2	
									268 N	UMKC	0 3	
									274 N	Troy	3 1	
									283 H	Louisiana Tech	3 2	
									295 A	Morehead St.	3 1	
									328 N	South Carolina St.	3 0	
			LAST 10 GAMES									
			240 A	UAB	1 3	283 H	Louisiana Tech	3 2				
			148 A	Southern Miss.	0 3	35 A	Western Ky.	0 3				
			164 H	Charlotte	3 2	89 A	Rice	0 3				
			117 A	UTSA	1 3	214 H	Marshall	0 3				
			85 H	Fla. Atlantic	0 3	240 H	UAB	1 3				

Non-Div. I Games:

Middle Tenn.

Average RPI Win: 309		WON-LOST	WINNING	LAST 10	STRENGTH OF		OPP. STRENGTH	TEAM	ADJ		CONF.	ADJ CONF.
Average RPI Loss: 156		RECORD	PCT. RANK	GAMES	SCHEDULE		OF SCHEDULE	RPI	RPI		RPI	RPI
DIV. I ONLY		4- 14	.22222	300	177		253	281	.41764		27	27
DIV. I NON-CONF.		1- 6	.14286	307	64		207	247	.44652		26	26
TOTALS		RPI 1-25	RPI 26-50		W-L RECORDS		RPI 51-100		RPI 101-150		RPI 150+	
4- 14		0- 0	0- 1		OVERALL		0- 5		0- 1		4- 7	
2- 3		0- 0	0- 0		HOME		0- 1		0- 0		2- 2	
1- 8		0- 0	0- 1		AWAY		0- 2		0- 1		1- 4	
1- 3		0- 0	0- 0		NEUTRAL		0- 2		0- 0		1- 1	
1- 6		0- 0	0- 1		NON-CONFERENCE		0- 3		0- 1		1- 1	
0- 0		0- 0	0- 0		HOME		0- 0		0- 0		0- 0	
0- 3		0- 0	0- 1		AWAY		0- 1		0- 1		0- 0	
1- 3		0- 0	0- 0		NEUTRAL		0- 2		0- 0		1- 1	
3- 8		0- 0	0- 0		CONFERENCE		0- 2		0- 0		3- 6	
2- 3		0- 0	0- 0		HOME		0- 1		0- 0		2- 2	
1- 5		0- 0	0- 0		AWAY		0- 1		0- 0		1- 4	
0- 0		0- 0	0- 0		NEUTRAL		0- 0		0- 0		0- 0	
RPI S	Opponent	Score	RPI S	Opponent	Score	RPI S	Opponent	Score	RPI S	Opponent	Score	
			44 A	Washington St.	0 3	60 N	Col. of Charleston	0 3	145 A	UTRGV	2 3	
						69 N	California	0 3	171 H	A&M-Corpus Christi	0 3	
						86 A	Central Ark.	0 3	188 A	Sam Houston St.	1 3	
						89 A	Rice	2 3	190 H	McNeese	1 3	
						91 H	SFA	0 3	230 A	Abilene Christian	1 3	
									248 A	Northwestern St.	0 3	
									277 A	New Orleans	2 3	
									294 N	Texas Southern	2 3	
									303 A	Southeastern La.	3 1	
									309 H	Lamar University	3 0	
									310 H	Nicholls St.	3 1	
									313 N	Quinnipiac	3 2	
LAST 10 GAMES												
			230 A	Abilene Christian	1 3	248 A	Northwestern St.	0 3				
			188 A	Sam Houston St.	1 3	310 H	Nicholls St.	3 1				
			309 H	Lamar University	3 0	190 H	McNeese	1 3				
			91 H	SFA	0 3	171 H	A&M-Corpus Christi	0 3				
			86 A	Central Ark.	0 3	303 A	Southeastern La.	3 1				

Non-Div. I Games:

Incarnate Word

Average RPI Win: 234		WON-LOST RECORD		WINNING PCT. RANK		LAST 10 GAMES		STRENGTH OF SCHEDULE		OPP. STRENGTH OF SCHEDULE		TEAM RPI		ADJ RPI		CONF. RPI		ADJ CONF. RPI				
DIV. I ONLY		3- 13		.1875 309		2- 8		144		260		283		.41698 282		15		16				
DIV. I NON-CONF.		1- 6		.14286 307		0- 1		301		283		317		.34984 316		17		17				
TOTALS		RPI 1-25		RPI 26-50		W-L RECORDS		RPI 51-100		RPI 101-150		RPI 150+										
3- 13		0- 0		0- 1		OVERALL		1- 2		0- 3		2- 7										
0- 5		0- 0		0- 1		HOME		0- 1		0- 1		0- 2										
2- 5		0- 0		0- 0		AWAY		1- 1		0- 1		1- 3										
1- 3		0- 0		0- 0		NEUTRAL		0- 0		0- 1		1- 2										
1- 6		0- 0		0- 0		NON-CONFERENCE		0- 0		0- 3		1- 3										
0- 1		0- 0		0- 0		HOME		0- 0		0- 1		0- 0										
0- 2		0- 0		0- 0		AWAY		0- 0		0- 1		0- 1										
1- 3		0- 0		0- 0		NEUTRAL		0- 0		0- 1		1- 2										
2- 7		0- 0		0- 1		CONFERENCE		1- 2		0- 0		1- 4										
0- 4		0- 0		0- 1		HOME		0- 1		0- 0		0- 2										
2- 3		0- 0		0- 0		AWAY		1- 1		0- 0		1- 2										
0- 0		0- 0		0- 0		NEUTRAL		0- 0		0- 0		0- 0										
RPI	S	Opponent		Score		RPI	S	Opponent		Score		RPI	S	Opponent		Score						
						35	H	Western Ky.		0	3	65	H	North Texas		0	3	109	A	FGCU	0	3
												85	A	Fla. Atlantic		3	1	109	H	FGCU	0	3
												89	A	Rice		0	3	115	N	IUPUI	2	3
														164 H Charlotte		0	3	164	H	Charlotte	0	3
														214 A Marshall		2	3	214	A	Marshall	2	3
														214 H Marshall		1	3	214	H	Marshall	1	3
														239 A Tennessee St.		1	3	239	A	Tennessee St.	1	3
														240 A UAB		0	3	240	A	UAB	0	3
														277 N New Orleans		2	3	277	N	New Orleans	2	3
														283 A Louisiana Tech		3	2	283	A	Louisiana Tech	3	2
														290 N Ga. Southern		0	3	290	N	Ga. Southern	0	3
														334 N Alcorn		3	0	334	N	Alcorn	3	0
LAST 10 GAMES																						
						283	A	Louisiana Tech		3	2	89	A	Rice		0	3					
						214	A	Marshall		2	3	214	H	Marshall		1	3					
						35	H	Western Ky.		0	3	240	A	UAB		0	3					
						164	H	Charlotte		0	3	85	A	Fla. Atlantic		3	1					
						109	H	FGCU		0	3	65	H	North Texas		0	3					

Non-Div. I Games:

FIU

Average RPI Win: 286		WON-LOST RECORD		WINNING PCT. RANK		LAST 10 GAMES		STRENGTH OF SCHEDULE		OPP. STRENGTH OF SCHEDULE		TEAM RPI		ADJ RPI		CONF. RPI		ADJ CONF. RPI	
DIV. I ONLY		6- 17		.26087	286	0- 5		217		240		284		.41669	283	15		16	
DIV. I NON-CONF.		5- 9		.35714	237	0- 2		289		247		289		.41275	288	17		17	
TOTALS		RPI 1-25		RPI 26-50		W-L RECORDS		RPI 51-100		RPI 101-150		RPI 150+							
6- 17		0- 0		0- 1		OVERALL		0- 5		0- 1		6- 10							
3- 5		0- 0		0- 0		HOME		0- 2		0- 1		3- 2							
2- 7		0- 0		0- 1		AWAY		0- 2		0- 0		2- 4							
1- 5		0- 0		0- 0		NEUTRAL		0- 1		0- 0		1- 4							
5- 9		0- 0		0- 0		NON-CONFERENCE		0- 2		0- 0		5- 7							
2- 1		0- 0		0- 0		HOME		0- 0		0- 0		2- 1							
2- 3		0- 0		0- 0		AWAY		0- 1		0- 0		2- 2							
1- 5		0- 0		0- 0		NEUTRAL		0- 1		0- 0		1- 4							
1- 8		0- 0		0- 1		CONFERENCE		0- 3		0- 1		1- 3							
1- 4		0- 0		0- 0		HOME		0- 2		0- 1		1- 1							
0- 4		0- 0		0- 1		AWAY		0- 1		0- 0		0- 2							
0- 0		0- 0		0- 0		NEUTRAL		0- 0		0- 0		0- 0							
RPI	S	Opponent		Score		RPI	S	Opponent		Score		RPI	S	Opponent		Score			
						35	A	Western Ky.	0	3									
						56	A	Ole Miss	2	3			148	H	Southern Miss.	0	3		
						65	A	North Texas	0	3			152	A	Saint Louis	1	3		
						75	N	North Dakota	1	3			172	N	Chattanooga	0	3		
						85	H	Fla. Atlantic	0	3			185	A	Mississippi St.	0	3		
						89	H	Rice	1	3			188	H	Sam Houston St.	0	3		
													214	A	Marshall	1	3		
													217	N	UT Martin	2	3		
													227	N	DePaul	2	3		
													240	H	UAB	3	1		
													257	H	Memphis	3	1		
													258	N	Little Rock	0	3		
													267	N	Florida A&M	3	2		
													280	A	Middle Tenn.	2	3		
													282	H	FIU	2	3		
													311	A	La.-Monroe	3	1		
													318	H	Ark.-Pine Bluff	3	0		
													325	A	Jackson St.	3	0		
LAST 10 GAMES																			
						185	A	Mississippi St.	0	3			148	H	Southern Miss.	0	3		
						217	N	UT Martin	2	3			240	H	UAB	3	1		
						282	H	FIU	2	3			280	A	Middle Tenn.	2	3		
						85	H	Fla. Atlantic	0	3			65	A	North Texas	0	3		
						214	A	Marshall	1	3			35	A	Western Ky.	0	3		

Non-Div. I Games:

Louisiana Tech

Average RPI Win: 268		WON-LOST	WINNING	LAST 10	STRENGTH OF		OPP. STRENGTH	TEAM	ADJ	CONF.	ADJ CONF.
Average RPI Loss: 168		RECORD	PCT. RANK	GAMES	SCHEDULE		OF SCHEDULE	RPI	RPI	RPI	RPI
DIV. I ONLY		7- 17	.29167	276	0- 10		264	223	288	.41524	284
DIV. I NON-CONF.		7- 7	.5	158	0- 0		292	270	249	.44571	248
TOTALS		RPI 1-25	RPI 26-50		W-L RECORDS		RPI 51-100		RPI 101-150		RPI 150+
7- 17	0- 0	0- 0		OVERALL		0- 1		0- 5		7- 11	
2- 9	0- 0	0- 0		HOME		0- 0		0- 3		2- 6	
2- 5	0- 0	0- 0		AWAY		0- 0		0- 2		2- 3	
3- 3	0- 0	0- 0		NEUTRAL		0- 1		0- 0		3- 2	
7- 7	0- 0	0- 0		NON-CONFERENCE		0- 1		0- 0		7- 6	
2- 3	0- 0	0- 0		HOME		0- 0		0- 0		2- 3	
2- 1	0- 0	0- 0		AWAY		0- 0		0- 0		2- 1	
3- 3	0- 0	0- 0		NEUTRAL		0- 1		0- 0		3- 2	
0- 10	0- 0	0- 0		CONFERENCE		0- 0		0- 5		0- 5	
0- 6	0- 0	0- 0		HOME		0- 0		0- 3		0- 3	
0- 4	0- 0	0- 0		AWAY		0- 0		0- 2		0- 2	
0- 0	0- 0	0- 0		NEUTRAL		0- 0		0- 0		0- 0	
RPI S	Opponent	Score	RPI S	Opponent	Score	RPI S	Opponent	Score	RPI S	Opponent	Score
						75 N	North Dakota	0 3	106 H	Cleveland St.	0 3
									115 H	IUPUI	0 3
									116 A	Green Bay	0 3
									116 H	Green Bay	0 3
									134 A	Oakland	0 3
									154 A	Ill.-Chicago	0 3
									154 H	Ill.-Chicago	1 3
									167 N	New Mexico	0 3
									167 N	New Mexico	0 3
									169 H	Northern Ky.	1 3
									196 A	Milwaukee	0 3
									204 H	Fort Wayne	1 3
									212 H	Wright St.	1 3
									219 A	Toledo	3 2
									226 N	Winthrop	3 0
									251 H	La Salle	0 3
									252 H	Saint Francis (PA)	3 2
									256 H	Robert Morris	3 2
									260 A	UTEP	2 3
									266 H	Akron	1 3
									295 A	Morehead St.	3 0
									305 N	Tennessee Tech	3 0
									322 N	Delaware St.	3 0
LAST 10 GAMES											
						154 H	Ill.-Chicago	1 3	106 H	Cleveland St.	0 3
						116 H	Green Bay	0 3	115 H	IUPUI	0 3
						196 A	Milwaukee	0 3	169 H	Northern Ky.	1 3
						212 H	Wright St.	1 3	116 A	Green Bay	0 3
						134 A	Oakland	0 3	154 A	Ill.-Chicago	0 3

Non-Div. I Games:

Youngstown St.

Average RPI Win:	274	WON-LOST RECORD	WINNING PCT. RANK	LAST 10 GAMES	STRENGTH OF SCHEDULE	OPP. STRENGTH OF SCHEDULE	TEAM RPI	ADJ RPI	CONF. RPI	ADJ CONF. RPI							
DIV. I ONLY		10- 15	.4	223	1- 9	301	284	282	.41458	285	26	26					
DIV. I NON-CONF.		9- 7	.5625	135	0- 1	312	299	246	.44484	250	24	24					
<hr/>																	
TOTALS	RPI 1-25	RPI 26-50		W-L RECORDS		RPI 51-100		RPI 101-150		RPI 150+							
10- 15	0- 0	0- 0		OVERALL		0- 0		0- 3		10- 12							
3- 6	0- 0	0- 0		HOME		0- 0		0- 1		3- 5							
3- 8	0- 0	0- 0		AWAY		0- 0		0- 2		3- 6							
4- 1	0- 0	0- 0		NEUTRAL		0- 0		0- 0		4- 1							
<hr/>																	
9- 7	0- 0	0- 0		NON-CONFERENCE		0- 0		0- 1		9- 6							
2- 3	0- 0	0- 0		HOME		0- 0		0- 1		2- 2							
3- 3	0- 0	0- 0		AWAY		0- 0		0- 0		3- 3							
4- 1	0- 0	0- 0		NEUTRAL		0- 0		0- 0		4- 1							
<hr/>																	
1- 8	0- 0	0- 0		CONFERENCE		0- 0		0- 2		1- 6							
1- 3	0- 0	0- 0		HOME		0- 0		0- 0		1- 3							
0- 5	0- 0	0- 0		AWAY		0- 0		0- 2		0- 3							
0- 0	0- 0	0- 0		NEUTRAL		0- 0		0- 0		0- 0							
<hr/>																	
RPI	S	Opponent	Score	RPI	S	Opponent	Score	RPI	S	Opponent	Score						
								122	H	Drake	0	3					
								130	A	New Mexico St.	0	3					
								145	A	UTRGV	0	3					
								154	A	Ill.-Chicago	0	3					
								161	A	UC Riverside	0	3					
								184	H	Louisiana	1	3					
								189	H	Seattle U	1	3					
								193	A	Eastern Ill.	3	2					
								202	H	Utah Valley	0	3					
								205	A	CSU Bakersfield	0	3					
								205	H	CSU Bakersfield	1	3					
								209	H	Eastern Mich.	3	2					
								212	H	Wright St.	0	3					
								243	A	Bradley	3	2					
								268	A	UMKC	0	3					
								269	N	Evansville	1	3					
								270	A	Grand Canyon	1	3					
								270	H	Grand Canyon	3	1					
								292	A	Cal St. Fullerton	3	2					
								293	N	Southern Utah	3	1					
296	A	Western Ill.	0	3													
LAST 10 GAMES								296	N	Western Ill.	3	1					
								297	H	Southeast Mo. St.	3	2					
205 A CSU Bakersfield				0	3	145 A UTRGV				0	3	297 H Southeast Mo. St.				3	2
270 A Grand Canyon				1	3	130 A New Mexico St.				0	3	315 N Alabama A&M				3	0
189 H Seattle U				1	3	122 H Drake				0	3	332 N Manhattan				3	0
202 H Utah Valley				0	3	270 H Grand Canyon				3	1						
268 A UMKC				0	3	205 H CSU Bakersfield				1	3						

Non-Div. I Games:

Chicago St.

Average RPI Win: 204		WON-LOST RECORD		WINNING PCT. RANK		LAST 10 GAMES		STRENGTH OF SCHEDULE		OPP. STRENGTH OF SCHEDULE		TEAM RPI		ADJ RPI		CONF. RPI		ADJ CONF. RPI	
DIV. I ONLY		3- 20		.13043 325		0- 10		151		119		291		.41401 286		6		6	
DIV. I NON-CONF.		3- 10		.23077 275		0- 0		183		225		277		.42229 276		6		6	
TOTALS		RPI 1-25		RPI 26-50		W-L RECORDS		RPI 51-100		RPI 101-150		RPI 150+							
3- 20		0- 2		0- 0		OVERALL		0- 4		0- 7		3- 7							
3- 8		0- 2		0- 0		HOME		0- 1		0- 4		3- 1							
0- 9		0- 0		0- 0		AWAY		0- 3		0- 3		0- 3							
0- 3		0- 0		0- 0		NEUTRAL		0- 0		0- 0		0- 3							
3- 10		0- 0		0- 0		NON-CONFERENCE		0- 2		0- 1		3- 7							
3- 2		0- 0		0- 0		HOME		0- 0		0- 1		3- 1							
0- 5		0- 0		0- 0		AWAY		0- 2		0- 0		0- 3							
0- 3		0- 0		0- 0		NEUTRAL		0- 0		0- 0		0- 3							
0- 10		0- 2		0- 0		CONFERENCE		0- 2		0- 6		0- 0							
0- 6		0- 2		0- 0		HOME		0- 1		0- 3		0- 0							
0- 4		0- 0		0- 0		AWAY		0- 1		0- 3		0- 0							
0- 0		0- 0		0- 0		NEUTRAL		0- 0		0- 0		0- 0							
RPI	S	Opponent		Score		RPI	S	Opponent		Score		RPI	S	Opponent		Score			
17	H	BYU		0 3				58	A	UC Irvine	0 3	105	A	Santa Clara		0 3			
22	H	San Diego		1 3				80	A	Loyola Marymount	0 3	107	A	Pepperdine		0 3			
								95	H	Portland	2 3	110	H	Gonzaga		2 3			
								97	A	Sacramento St.	1 3	126	H	San Jose St.		1 3			
												129	H	Pacific		0 3			
												149	A	Saint Mary's (CA)		0 3			
												149	H	Saint Mary's (CA)		0 3			
												153	A	North Dakota St.		0 3			
												168	N	Northern Colo.		0 3			
												175	H	CSUN		3 2			
												205	N	CSU Bakersfield		0 3			
												215	H	Fresno St.		3 2			
												215	H	Fresno St.		0 3			
												223	A	Nevada		1 3			
												223	H	Nevada		3 0			
												229	A	Long Beach St.		0 3			
												267	N	Florida A&M		0 3			
						LAST 10 GAMES													
						129	H	Pacific		0 3	110	H	Gonzaga		2 3				
						149	H	Saint Mary's (CA)		0 3	95	H	Portland		2 3				
						80	A	Loyola Marymount		0 3	149	A	Saint Mary's (CA)		0 3				
						107	A	Pepperdine		0 3	17	H	BYU		0 3				
						105	A	Santa Clara		0 3	22	H	San Diego		1 3				

Non-Div. I Games:

San Francisco

■ Loss,
 ■ Non-Conf,
 S Site,
 H Home,
 A Away,
 N Neutral

Page 287

R
i
d
e
r

Rider

Average RPI Win:	233	WON-LOST	WINNING	LAST 10	STRENGTH OF	OPP. STRENGTH	TEAM	ADJ	CONF.	ADJ CONF.	
Average RPI Loss:	187	RECORD	PCT. RANK	GAMES	SCHEDULE	OF SCHEDULE	RPI	RPI	RPI	RPI	
DIV. I ONLY	6- 14	.3	273	3- 7	270	228	290	.41305	289	29	29
DIV. I NON-CONF.	3- 10	.23077	275	0- 3	208	208	287	.41394	284	28	28
<hr/>											
TOTALS	RPI 1-25	RPI 26-50		W-L RECORDS		RPI 51-100		RPI 101-150		RPI 150+	
6- 14	0- 0	0- 0		OVERALL		0- 0		1- 4		5- 10	
4- 1	0- 0	0- 0		HOME		0- 0		0- 0		4- 1	
0- 7	0- 0	0- 0		AWAY		0- 0		0- 1		0- 6	
2- 6	0- 0	0- 0		NEUTRAL		0- 0		1- 3		1- 3	
<hr/>											
3- 10	0- 0	0- 0		NON-CONFERENCE		0- 0		1- 4		2- 6	
1- 0	0- 0	0- 0		HOME		0- 0		0- 0		1- 0	
0- 4	0- 0	0- 0		AWAY		0- 0		0- 1		0- 3	
2- 6	0- 0	0- 0		NEUTRAL		0- 0		1- 3		1- 3	
<hr/>											
3- 4	0- 0	0- 0		CONFERENCE		0- 0		0- 0		3- 4	
3- 1	0- 0	0- 0		HOME		0- 0		0- 0		3- 1	
0- 3	0- 0	0- 0		AWAY		0- 0		0- 0		0- 3	
0- 0	0- 0	0- 0		NEUTRAL		0- 0		0- 0		0- 0	
<hr/>											
RPI S	Opponent	Score	RPI S	Opponent	Score	RPI S	Opponent	Score	RPI S	Opponent	Score
						106 N Cleveland St.			3	2	
						108 A Hofstra			0	3	
						111 N Syracuse			0	3	
						135 N UC Davis			0	3	
						137 N St. John's (NY)			0	3	
						158 A Cornell			1	3	
						166 A UNLV			0	3	
						170 H Stony Brook			3	2	
						178 N Bryant			1	3	
						180 N Valparaiso			1	3	
						201 A Albany (NY)			1	3	
						201 H Albany (NY)			0	3	
						213 H New Hampshire			3	1	
						221 A UMBC			1	3	
						255 N Eastern Wash.			2	3	
						264 A Marist			2	3	
						288 N Rider			3	1	
						299 A Hartford			2	3	
						300 H UMass Lowell			3	0	
						323 H Siena			3	0	
<hr/>											
			LAST 10 GAMES								
201 H Albany (NY)			0	3	300 H UMass Lowell			3	0		
170 H Stony Brook			3	2	201 A Albany (NY)			1	3		
299 A Hartford			2	3	111 N Syracuse			0	3		
221 A UMBC			1	3	178 N Bryant			1	3		
213 H New Hampshire			3	1	108 A Hofstra			0	3		

Non-Div. I Games:

Binghamton

Average RPI Win: 296		WON-LOST	WINNING	LAST 10	STRENGTH OF		OPP. STRENGTH	TEAM	ADJ		CONF.	ADJ CONF.
Average RPI Loss: 162		RECORD	PCT. RANK	GAMES	SCHEDULE		OF SCHEDULE	RPI	RPI		RPI	RPI
DIV. I ONLY		7- 15	.31818 260	3- 7	272		258	287	.4129 290		24	24
DIV. I NON-CONF.		4- 8	.33333 247	1- 1	308		263	302	.39284 303		22	22
TOTALS		RPI 1-25	RPI 26-50	W-L RECORDS	RPI 51-100		RPI 101-150		RPI 150+			
7- 15	0- 0		0- 0	OVERALL	0- 4		0- 4		7- 7			
4- 4	0- 0		0- 0	HOME	0- 1		0- 0		4- 3			
2- 8	0- 0		0- 0	AWAY	0- 2		0- 2		2- 4			
1- 3	0- 0		0- 0	NEUTRAL	0- 1		0- 2		1- 0			
4- 8	0- 0		0- 0	NON-CONFERENCE	0- 1		0- 3		4- 4			
2- 2	0- 0		0- 0	HOME	0- 0		0- 0		2- 2			
1- 3	0- 0		0- 0	AWAY	0- 0		0- 1		1- 2			
1- 3	0- 0		0- 0	NEUTRAL	0- 1		0- 2		1- 0			
3- 7	0- 0		0- 0	CONFERENCE	0- 3		0- 1		3- 3			
2- 2	0- 0		0- 0	HOME	0- 1		0- 0		2- 1			
1- 5	0- 0		0- 0	AWAY	0- 2		0- 1		1- 2			
0- 0	0- 0		0- 0	NEUTRAL	0- 0		0- 0		0- 0			
RPI S	Opponent	Score	RPI S	Opponent	Score	RPI S	Opponent	Score	RPI S	Opponent	Score	
						74 A	Texas St.	0 3	109 A	FGCU	0 3	
						93 A	South Ala.	0 3	115 N	IUPUI	1 3	
						93 H	South Ala.	0 3	119 A	Coastal Caro.	1 3	
						96 N	Texas Tech	0 3	125 N	South Carolina	0 3	
									164 H	Charlotte	1 3	
									184 H	Louisiana	1 3	
									225 A	UT Arlington	1 3	
									238 A	Clemson	1 3	
									244 A	Appalachian St.	1 3	
									273 H	Bethune-Cookman	1 3	
									274 A	Troy	3 0	
									274 H	Troy	3 1	
									276 A	North Florida	0 3	
									276 H	North Florida	3 0	
									282 N	FIU	3 0	
									311 H	La.-Monroe	3 0	
									328 H	South Carolina St.	3 0	
									329 A	Savannah St.	3 1	
				LAST 10 GAMES								
				225 A	UT Arlington	1 3	329 A	Savannah St.	3 1			
				74 A	Texas St.	0 3	244 A	Appalachian St.	1 3			
				276 A	North Florida	0 3	119 A	Coastal Caro.	1 3			
				93 H	South Ala.	0 3	93 A	South Ala.	0 3			
				274 H	Troy	3 1	274 A	Troy	3 0			

Non-Div. I Games:

Ga. Southern

Average RPI Win: 277		WON-LOST	WINNING	LAST 10	STRENGTH OF		OPP. STRENGTH	TEAM	ADJ	CONF.	ADJ CONF.
Average RPI Loss: 156		RECORD	PCT. RANK	GAMES	SCHEDULE		OF SCHEDULE	RPI	RPI	RPI	RPI
DIV. I ONLY		4- 20	.16667	313	2- 8		143	254	292	.41261	291
DIV. I NON-CONF.		3- 11	.21429	288	1- 0		234	301	303	.39394	302
TOTALS		RPI 1-25	RPI 26-50		W-L RECORDS		RPI 51-100		RPI 101-150		RPI 150+
4- 20	0- 0	0- 0		OVERALL		0- 5		0- 8		4- 7	
3- 6	0- 0	0- 0		HOME		0- 3		0- 0		3- 3	
0- 9	0- 0	0- 0		AWAY		0- 2		0- 6		0- 1	
1- 5	0- 0	0- 0		NEUTRAL		0- 0		0- 2		1- 3	
3- 11	0- 0	0- 0		NON-CONFERENCE		0- 1		0- 5		3- 5	
2- 2	0- 0	0- 0		HOME		0- 0		0- 0		2- 2	
0- 4	0- 0	0- 0		AWAY		0- 1		0- 3		0- 0	
1- 5	0- 0	0- 0		NEUTRAL		0- 0		0- 2		1- 3	
1- 9	0- 0	0- 0		CONFERENCE		0- 4		0- 3		1- 2	
1- 4	0- 0	0- 0		HOME		0- 3		0- 0		1- 1	
0- 5	0- 0	0- 0		AWAY		0- 1		0- 3		0- 1	
0- 0	0- 0	0- 0		NEUTRAL		0- 0		0- 0		0- 0	
RPI S	Opponent	Score	RPI S	Opponent	Score	RPI S	Opponent	Score	RPI S	Opponent	Score
						51 A	VCU	0 3	101 A	Northeastern	0 3
						60 H	Col. of Charleston	1 3	104 A	Arizona	1 3
						64 H	James Madison	1 3	108 A	Hofstra	2 3
						87 A	Towson	0 3	118 N	Illinois St.	0 3
						87 H	Towson	0 3	130 N	New Mexico St.	0 3
									144 A	Wake Forest	1 3
									147 A	Elon	1 3
									150 A	East Carolina	0 3
									186 H	UNCW	3 1
									224 N	UMES	0 3
									232 N	Rutgers	0 3
									250 A	Delaware	2 3
									250 H	Delaware	2 3
									253 N	USC Upstate	2 3
									259 H	Davidson	1 3
									262 N	Georgia St.	3 1
									295 H	Morehead St.	0 3
									329 H	Savannah St.	3 0
									330 H	Norfolk St.	3 0
LAST 10 GAMES											
						87 A	Towson	0 3	108 A	Hofstra	2 3
						250 A	Delaware	2 3	101 A	Northeastern	0 3
						60 H	Col. of Charleston	1 3	147 A	Elon	1 3
						186 H	UNCW	3 1	87 H	Towson	0 3
						330 H	Norfolk St.	3 0	64 H	James Madison	1 3

Non-Div. I Games:

William & Mary

Average RPI Win:	282	WON-LOST	WINNING	LAST 10	STRENGTH OF	OPP. STRENGTH	TEAM	ADJ	CONF.	ADJ CONF.	
Average RPI Loss:	159	RECORD	PCT. RANK	GAMES	SCHEDULE	OF SCHEDULE	RPI	RPI	RPI	RPI	
DIV. I ONLY	4- 18	.18182	310	0- 10	162	247	293	.41241	292	9	9
DIV. I NON-CONF.	4- 9	.30769	256	0- 1	224	315	281	.4159	281	8	8
<hr/>											
TOTALS	RPI 1-25	RPI 26-50		W-L RECORDS	RPI 51-100		RPI 101-150		RPI 150+		
4- 18	0- 0	0- 3		OVERALL	0- 2		0- 3		4- 10		
2- 10	0- 0	0- 1		HOME	0- 1		0- 3		2- 5		
0- 6	0- 0	0- 2		AWAY	0- 1		0- 0		0- 3		
2- 2	0- 0	0- 0		NEUTRAL	0- 0		0- 0		2- 2		
4- 9	0- 0	0- 0		NON-CONFERENCE	0- 1		0- 2		4- 6		
2- 5	0- 0	0- 0		HOME	0- 0		0- 2		2- 3		
0- 2	0- 0	0- 0		AWAY	0- 1		0- 0		0- 1		
2- 2	0- 0	0- 0		NEUTRAL	0- 0		0- 0		2- 2		
0- 9	0- 0	0- 3		CONFERENCE	0- 1		0- 1		0- 4		
0- 5	0- 0	0- 1		HOME	0- 1		0- 1		0- 2		
0- 4	0- 0	0- 2		AWAY	0- 0		0- 0		0- 2		
0- 0	0- 0	0- 0		NEUTRAL	0- 0		0- 0		0- 0		
RPI S	Opponent	Score	RPI S	Opponent	Score	RPI S	Opponent	Score	RPI S	Opponent	Score
			26 A	Cal Poly	0 3	58 H	UC Irvine	1 3	122 H	Drake	2 3
			49 A	Hawaii	0 3	87 A	Towson	0 3	126 H	San Jose St.	0 3
			49 H	Hawaii	0 3				135 H	UC Davis	2 3
									161 A	UC Riverside	1 3
									175 H	CSUN	1 3
									178 H	Bryant	3 0
									193 N	Eastern Ill.	0 3
									197 A	UC Santa Barbara	0 3
									205 H	CSU Bakersfield	1 3
									209 N	Eastern Mich.	1 3
									229 H	Long Beach St.	0 3
									254 A	Indiana St.	2 3
									285 H	Chicago St.	2 3
									293 H	Southern Utah	2 3
									313 N	Quinnipiac	3 1
									317 N	Lafayette	3 0
									321 H	Fairleigh Dickinson	3 0
<hr/>											
LAST 10 GAMES											
			49 A	Hawaii	0 3	205 H	CSU Bakersfield	1 3			
			229 H	Long Beach St.	0 3	49 H	Hawaii	0 3			
			135 H	UC Davis	2 3	197 A	UC Santa Barbara	0 3			
			58 H	UC Irvine	1 3	26 A	Cal Poly	0 3			
			161 A	UC Riverside	1 3	175 H	CSUN	1 3			

Non-Div. I Games:

Cal St. Fullerton

Average RPI Win: 259		WON-LOST RECORD		WINNING PCT. RANK		LAST 10 GAMES		STRENGTH OF SCHEDULE		OPP. STRENGTH OF SCHEDULE		TEAM RPI		ADJ RPI		CONF. RPI		ADJ CONF. RPI	
DIV. I ONLY		6- 16		.27273 280		1- 9		268		224		297		.40919 293		17		17	
DIV. I NON-CONF.		5- 7		.41667 211		0- 0		290		243		271		.42771 270		15		15	
TOTALS		RPI 1-25		RPI 26-50		W-L RECORDS		RPI 51-100		RPI 101-150		RPI 150+							
6- 16		0- 0		0- 0		OVERALL		0- 3		0- 3		6- 10							
1- 5		0- 0		0- 0		HOME		0- 1		0- 1		1- 3							
2- 8		0- 0		0- 0		AWAY		0- 2		0- 0		2- 6							
3- 3		0- 0		0- 0		NEUTRAL		0- 0		0- 2		3- 1							
5- 7		0- 0		0- 0		NON-CONFERENCE		0- 0		0- 2		5- 5							
0- 2		0- 0		0- 0		HOME		0- 0		0- 0		0- 2							
2- 2		0- 0		0- 0		AWAY		0- 0		0- 0		2- 2							
3- 3		0- 0		0- 0		NEUTRAL		0- 0		0- 2		3- 1							
1- 9		0- 0		0- 0		CONFERENCE		0- 3		0- 1		1- 5							
1- 3		0- 0		0- 0		HOME		0- 1		0- 1		1- 1							
0- 6		0- 0		0- 0		AWAY		0- 2		0- 0		0- 4							
0- 0		0- 0		0- 0		NEUTRAL		0- 0		0- 0		0- 0							
RPI S	Opponent	Score		RPI S	Opponent	Score		RPI S	Opponent	Score		RPI S	Opponent	Score					
								75 H	North Dakota	1	3	121 N	Belmont	1	3				
								83 A	Portland St.	0	3	124 H	Idaho	1	3				
								97 A	Sacramento St.	0	3	147 N	Elon	1	3				
												164 A	Charlotte	2	3				
												182 H	Utah St.	1	3				
												199 H	Northern Ariz.	0	3				
												202 H	Utah Valley	0	3				
												203 A	Idaho St.	0	3				
												206 N	Liberty	3	2				
												222 A	Air Force	3	2				
												222 A	Air Force	1	3				
												231 A	Montana St.	1	3				
												234 A	Weber St.	0	3				
												246 A	Montana	2	3				
												249 N	Howard	3	2				
												255 H	Eastern Wash.	3	1				
												285 N	Chicago St.	1	3				
												292 A	Cal St. Fullerton	3	2				
												328 N	South Carolina St.	3	0				
LAST 10 GAMES																			
						231 A	Montana St.	1	3	124 H	Idaho	1	3						
						246 A	Montana	2	3	203 A	Idaho St.	0	3						
						83 A	Portland St.	0	3	234 A	Weber St.	0	3						
						97 A	Sacramento St.	0	3	199 H	Northern Ariz.	0	3						
						255 H	Eastern Wash.	3	1	75 H	North Dakota	1	3						

Non-Div. I Games:

Southern Utah

Average RPI Win: 322		WON-LOST RECORD		WINNING PCT. RANK		LAST 10 GAMES		STRENGTH OF SCHEDULE		OPP. STRENGTH OF SCHEDULE		TEAM RPI		ADJ RPI		CONF. RPI		ADJ CONF. RPI	
Average RPI Loss: 198																			
DIV. I ONLY		11- 9		.55 139		7- 2		326		328		294		.40813 294		32		32	
DIV. I NON-CONF.		1- 5		.16667 295		0- 0		167		190		284		.41536 282		32		32	
TOTALS		RPI 1-25		RPI 26-50		W-L RECORDS		RPI 51-100		RPI 101-150		RPI 150+							
11- 9		0- 0		0- 0		OVERALL		0- 1		0- 3		11- 5							
4- 2		0- 0		0- 0		HOME		0- 0		0- 0		4- 2							
2- 5		0- 0		0- 0		AWAY		0- 1		0- 2		2- 2							
5- 2		0- 0		0- 0		NEUTRAL		0- 0		0- 1		5- 1							
1- 5		0- 0		0- 0		NON-CONFERENCE		0- 1		0- 3		1- 1							
0- 0		0- 0		0- 0		HOME		0- 0		0- 0		0- 0							
0- 3		0- 0		0- 0		AWAY		0- 1		0- 2		0- 0							
1- 2		0- 0		0- 0		NEUTRAL		0- 0		0- 1		1- 1							
10- 4		0- 0		0- 0		CONFERENCE		0- 0		0- 0		10- 4							
4- 2		0- 0		0- 0		HOME		0- 0		0- 0		4- 2							
2- 2		0- 0		0- 0		AWAY		0- 0		0- 0		2- 2							
4- 0		0- 0		0- 0		NEUTRAL		0- 0		0- 0		4- 0							
RPI	S	Opponent		Score		RPI	S	Opponent		Score		RPI	S	Opponent		Score			
				</															

Non-Div. I Games: Jarvis Christian 3 0 St. Thomas Houston 3 1

Texas Southern

Average RPI Win:	275	WON-LOST	WINNING	LAST 10	STRENGTH OF	OPP. STRENGTH	TEAM	ADJ	CONF.	ADJ CONF.		
Average RPI Loss:	221	RECORD	PCT. RANK	GAMES	SCHEDULE	OF SCHEDULE	RPI	RPI	RPI	RPI		
DIV. I ONLY	11- 12	.47826	171	2- 8	320	293	289	.4073	295	23	23	
DIV. I NON-CONF.	9- 4	.69231	80	0- 0	334	319	270	.42269	274	25	25	
<hr/>												
TOTALS	RPI 1-25	RPI 26-50		W-L RECORDS		RPI 51-100		RPI 101-150		RPI 150+		
11- 12	0- 0	0- 0		OVERALL		0- 0		0- 3		11- 9		
6- 5	0- 0	0- 0		HOME		0- 0		0- 1		6- 4		
2- 6	0- 0	0- 0		AWAY		0- 0		0- 2		2- 4		
3- 1	0- 0	0- 0		NEUTRAL		0- 0		0- 0		3- 1		
<hr/>												
9- 4	0- 0	0- 0		NON-CONFERENCE		0- 0		0- 0		9- 4		
4- 3	0- 0	0- 0		HOME		0- 0		0- 0		4- 3		
2- 0	0- 0	0- 0		AWAY		0- 0		0- 0		2- 0		
3- 1	0- 0	0- 0		NEUTRAL		0- 0		0- 0		3- 1		
<hr/>												
2- 8	0- 0	0- 0		CONFERENCE		0- 0		0- 3		2- 5		
2- 2	0- 0	0- 0		HOME		0- 0		0- 1		2- 1		
0- 6	0- 0	0- 0		AWAY		0- 0		0- 2		0- 4		
0- 0	0- 0	0- 0		NEUTRAL		0- 0		0- 0		0- 0		
<hr/>												
RPI S	Opponent	Score	RPI S	Opponent	Score	RPI S	Opponent	Score	RPI S	Opponent	Score	
									103	H SIUE	0	3
									121	A Belmont	0	3
									142	A Murray St.	1	3
									193	H Eastern Ill.	3	0
									194	A Eastern Ky.	0	3
									214	H Marshall	0	3
									217	A UT Martin	1	3
									226	H Winthrop	3	2
									236	H Jacksonville St.	3	2
									239	A Tennessee St.	1	3
									245	N Bucknell	3	0
									252	A Saint Francis (PA)	3	1
									259	N Davidson	1	3
									274	H Troy	3	0
									280	H Middle Tenn.	1	3
									284	H Youngstown St.	0	3
									291	A William & Mary	3	0
									297	A Southeast Mo. St.	0	3
									305	H Tennessee Tech	1	3
									322	H Delaware St.	3	0
			LAST 10 GAMES						328	H South Carolina St.	3	0
									329	N Savannah St.	3	0
									330	N Norfolk St.	3	0
									217	A UT Martin	1	3
									297	A Southeast Mo. St.	0	3
									103	H SIUE	0	3
									193	H Eastern Ill.	3	0
									142	A Murray St.	1	3
									194	A Eastern Ky.	0	3
									305	H Tennessee Tech	1	3
									236	H Jacksonville St.	3	2
									239	A Tennessee St.	1	3
									121	A Belmont	0	3

Non-Div. I Games:

Morehead St.

Average RPI Win: 290		WON-LOST	WINNING	LAST 10	STRENGTH OF		OPP. STRENGTH	TEAM	ADJ	CONF.	ADJ CONF.
Average RPI Loss: 175		RECORD	PCT. RANK	GAMES	SCHEDULE		OF SCHEDULE	RPI	RPI	RPI	RPI
DIV. I ONLY		6- 17	.26087	286	1- 9		224	282	295	.40724	296
DIV. I NON-CONF.		5- 9	.35714	237	0- 1		240	311	276	.41973	279
TOTALS		RPI 1-25	RPI 26-50		W-L RECORDS		RPI 51-100		RPI 101-150		RPI 150+
6- 17	0- 0	0- 0		OVERALL		0- 2		0- 5		6- 10	
3- 8	0- 0	0- 0		HOME		0- 0		0- 3		3- 5	
1- 7	0- 0	0- 0		AWAY		0- 1		0- 2		1- 4	
2- 2	0- 0	0- 0		NEUTRAL		0- 1		0- 0		2- 1	
5- 9	0- 0	0- 0		NON-CONFERENCE		0- 1		0- 1		5- 7	
2- 5	0- 0	0- 0		HOME		0- 0		0- 1		2- 4	
1- 2	0- 0	0- 0		AWAY		0- 0		0- 0		1- 2	
2- 2	0- 0	0- 0		NEUTRAL		0- 1		0- 0		2- 1	
1- 8	0- 0	0- 0		CONFERENCE		0- 1		0- 4		1- 3	
1- 3	0- 0	0- 0		HOME		0- 0		0- 2		1- 1	
0- 5	0- 0	0- 0		AWAY		0- 1		0- 2		0- 2	
0- 0	0- 0	0- 0		NEUTRAL		0- 0		0- 0		0- 0	
RPI S	Opponent	Score	RPI S	Opponent	Score	RPI S	Opponent	Score	RPI S	Opponent	Score
						63 A	Denver	0 3	122 H	Drake	0 3
						67 N	Austin Peay	0 3	128 A	Oral Roberts	1 3
									128 H	Oral Roberts	0 3
									131 A	South Dakota	2 3
									131 H	South Dakota	0 3
									152 H	Saint Louis	1 3
									153 A	North Dakota St.	0 3
									180 H	Valparaiso	0 3
									190 H	McNeese	2 3
									193 A	Eastern Ill.	3 0
									204 A	Fort Wayne	0 3
									240 A	UAB	0 3
									241 H	Omaha	1 3
									269 H	Evansville	2 3
									285 H	Chicago St.	3 0
									285 N	Chicago St.	1 3
									297 A	Southeast Mo. St.	2 3
									301 N	Charleston So.	3 2
									314 H	South Dakota St.	3 2
									315 N	Alabama A&M	3 0
									332 H	Manhattan	3 2
LAST 10 GAMES											
						128 H	Oral Roberts	0 3	314 H	South Dakota St.	3 2
						131 H	South Dakota	0 3	241 H	Omaha	1 3
						153 A	North Dakota St.	0 3	128 A	Oral Roberts	1 3
						63 A	Denver	0 3	131 A	South Dakota	2 3
						204 A	Fort Wayne	0 3	190 H	McNeese	2 3

Non-Div. I Games:

Western Ill.

Average RPI Win:	288	WON-LOST RECORD	WINNING PCT. RANK	LAST 10 GAMES	STRENGTH OF SCHEDULE	OPP. STRENGTH OF SCHEDULE	TEAM RPI	ADJ RPI	CONF. RPI	ADJ CONF. RPI						
DIV. I ONLY		8- 16	.33333 252	3- 7	290	285	296	.40711 297	23	23						
DIV. I NON-CONF.		5- 9	.35714 237	0- 0	328	307	313	.36482 313	25	25						
<hr/>																
TOTALS	RPI 1-25	RPI 26-50		W-L RECORDS	RPI 51-100		RPI 101-150		RPI 150+							
8- 16	0- 0	0- 0		OVERALL	0- 1		0- 4		8- 11							
6- 3	0- 0	0- 0		HOME	0- 1		0- 1		6- 1							
1- 8	0- 0	0- 0		AWAY	0- 0		0- 3		1- 5							
1- 5	0- 0	0- 0		NEUTRAL	0- 0		0- 0		1- 5							
5- 9	0- 0	0- 0		NON-CONFERENCE	0- 0		0- 1		5- 8							
4- 0	0- 0	0- 0		HOME	0- 0		0- 0		4- 0							
0- 4	0- 0	0- 0		AWAY	0- 0		0- 1		0- 3							
1- 5	0- 0	0- 0		NEUTRAL	0- 0		0- 0		1- 5							
3- 7	0- 0	0- 0		CONFERENCE	0- 1		0- 3		3- 3							
2- 3	0- 0	0- 0		HOME	0- 1		0- 1		2- 1							
1- 4	0- 0	0- 0		AWAY	0- 0		0- 2		1- 2							
0- 0	0- 0	0- 0		NEUTRAL	0- 0		0- 0		0- 0							
<hr/>																
RPI S	Opponent	Score	RPI S	Opponent	Score	RPI S	Opponent	Score	RPI S	Opponent	Score					
						67 H	Austin Peay	0 <div>3</div>	103 A	SIUE	1 <div>3</div>					
						121 A	Belmont	0 <div>3</div>								
						122 A	Drake	0 <div>3</div>								
						142 H	Murray St.	1 <div>3</div>								
						193 A	Eastern Ill.	0 <div>3</div>								
						194 H	Eastern Ky.	0 <div>3</div>								
						209 N	Eastern Mich.	0 <div>3</div>								
						212 N	Wright St.	0 <div>3</div>								
						217 A	UT Martin	1 <div>3</div>								
						233 A	Southern Ill.	2 <div>3</div>								
						235 N	Fordham	1 <div>3</div>								
						236 H	Jacksonville St.	3 0								
						239 A	Tennessee St.	3 0								
						241 N	Omaha	1 <div>3</div>								
						246 N	Montana	2 <div>3</div>								
						269 H	Evansville	3 2								
						277 A	New Orleans	2 <div>3</div>								
						285 A	Chicago St.	2 <div>3</div>								
						295 H	Morehead St.	3 0								
						296 H	Western Ill.	3 2								
						318 H	Ark.-Pine Bluff	3 0								
						320 H	Morgan St.	3 0								
						334 N	Alcorn	3 0								
									LAST 10 GAMES							
									194 H	Eastern Ky.	0 <div>3</div>	193 A	Eastern Ill.	0 <div>3</div>		
			295 H	Morehead St.	3 0	142 H	Murray St.	1 <div>3</div>								
			121 A	Belmont	0 <div>3</div>	67 H	Austin Peay	0 <div>3</div>								
			239 A	Tennessee St.	3 0	236 H	Jacksonville St.	3 0								
			103 A	SIUE	1 <div>3</div>	217 A	UT Martin	1 <div>3</div>								

Non-Div. I Games:

Southeast Mo. St.

Average RPI Win:	303	WON-LOST RECORD	WINNING PCT. RANK	LAST 10 GAMES	STRENGTH OF SCHEDULE	OPP. STRENGTH OF SCHEDULE	TEAM RPI	ADJ RPI	CONF. RPI	ADJ CONF. RPI	
DIV. I ONLY		5- 19	.20833 303	1- 9	203	277	298	.40614 298	21	22	
DIV. I NON-CONF.		3- 11	.21429 288	0- 2	222	290	299	.39908 297	23	23	
<hr/>											
TOTALS	RPI 1-25	RPI 26-50		W-L RECORDS	RPI 51-100		RPI 101-150		RPI 150+		
5- 19	0- 0	0- 0		OVERALL	0- 4		0- 1		5- 14		
1- 5	0- 0	0- 0		HOME	0- 2		0- 0		1- 3		
2- 10	0- 0	0- 0		AWAY	0- 1		0- 0		2- 9		
2- 4	0- 0	0- 0		NEUTRAL	0- 1		0- 1		2- 2		
<hr/>											
3- 11	0- 0	0- 0		NON-CONFERENCE	0- 2		0- 1		3- 8		
0- 1	0- 0	0- 0		HOME	0- 0		0- 0		0- 1		
1- 6	0- 0	0- 0		AWAY	0- 1		0- 0		1- 5		
2- 4	0- 0	0- 0		NEUTRAL	0- 1		0- 1		2- 2		
<hr/>											
2- 8	0- 0	0- 0		CONFERENCE	0- 2		0- 0		2- 6		
1- 4	0- 0	0- 0		HOME	0- 2		0- 0		1- 2		
1- 4	0- 0	0- 0		AWAY	0- 0		0- 0		1- 4		
0- 0	0- 0	0- 0		NEUTRAL	0- 0		0- 0		0- 0		
<hr/>											
RPI S	Opponent	Score	RPI S	Opponent	Score	RPI S	Opponent	Score	RPI S	Opponent	Score
						52 H	High Point	0 3	143 N	LIU Brooklyn	1 3
						67 N	Austin Peay	0 3	155 A	Wofford	1 3
						72 A	Georgia	0 3	162 A	Jacksonville	1 3
						73 H	Radford	1 3	163 A	UNCG	1 3
									174 A	Campbell	1 3
									174 H	Campbell	1 3
									181 N	South Fla.	1 3
									206 A	Liberty	2 3
									220 H	UNC Asheville	1 3
									221 A	UMBC	1 3
									226 A	Winthrop	2 3
									253 H	USC Upstate	2 3
									265 N	George Mason	0 3
									271 A	Gardner-Webb	3 1
									275 A	Loyola Maryland	1 3
									301 A	Charleston So.	2 3
									301 H	Charleston So.	3 1
									302 A	N.C. A&T	3 1
									320 N	Morgan St.	3 1
									322 N	Delaware St.	3 0
<hr/>											
			LAST 10 GAMES								
			174 H	Campbell	1 3	73 H	Radford	1 3			
			253 H	USC Upstate	2 3	52 H	High Point	0 3			
			220 H	UNC Asheville	1 3	155 A	Wofford	1 3			
			174 A	Campbell	1 3	301 A	Charleston So.	2 3			
			271 A	Gardner-Webb	3 1	226 A	Winthrop	2 3			

Non-Div. I Games:

Presbyterian

Average RPI Win: 299		WON-LOST RECORD		WINNING PCT. RANK		LAST 10 GAMES		STRENGTH OF SCHEDULE		OPP. STRENGTH OF SCHEDULE		TEAM RPI		ADJ RPI		CONF. RPI		ADJ CONF. RPI	
DIV. I ONLY		5- 15		.25 291		3- 7		229		291		300		.4031 299		29		29	
DIV. I NON-CONF.		3- 10		.23077 275		1- 2		204		287		291		.40625 291		28		28	
TOTALS		RPI 1-25		RPI 26-50		W-L RECORDS		RPI 51-100		RPI 101-150		RPI 150+							
5- 15		0- 0		0- 1		OVERALL		0- 0		0- 0		5- 14							
3- 4		0- 0		0- 0		HOME		0- 0		0- 0		3- 4							
1- 6		0- 0		0- 0		AWAY		0- 0		0- 0		1- 6							
1- 5		0- 0		0- 1		NEUTRAL		0- 0		0- 0		1- 4							
3- 10		0- 0		0- 1		NON-CONFERENCE		0- 0		0- 0		3- 9							
2- 2		0- 0		0- 0		HOME		0- 0		0- 0		2- 2							
0- 3		0- 0		0- 0		AWAY		0- 0		0- 0		0- 3							
1- 5		0- 0		0- 1		NEUTRAL		0- 0		0- 0		1- 4							
2- 5		0- 0		0- 0		CONFERENCE		0- 0		0- 0		2- 5							
1- 2		0- 0		0- 0		HOME		0- 0		0- 0		1- 2							
1- 3		0- 0		0- 0		AWAY		0- 0		0- 0		1- 3							
0- 0		0- 0		0- 0		NEUTRAL		0- 0		0- 0		0- 0							
RPI	S	Opponent		Score	RPI	S	Opponent		Score	RPI	S	Opponent		Score					
					28	N	LSU	0	3			156	A	Army West Point	0	3			
												160	H	Central Conn. St.	0	3			
												165	N	Lehigh	0	3			
												170	A	Stony Brook	1	3			
												176	A	UConn	0	3			
												183	N	Central Mich.	1	3			
												192	A	Sacred Heart	0	3			
												201	H	Albany (NY)	0	3			
												206	H	Niagara	1	3			
												213	A	New Hampshire	0	3			
												221	A	UMBC	0	3			
												221	H	UMBC	0	3			
												278	N	Brown	3	2			
												287	N	Iona	2	3			
												289	H	Binghamton	3	2			
												300	A	UMass Lowell	3	2			
												307	H	NJIT	3	1			
												308	N	St. Francis Brooklyn	0	3			
												319	H	Coppin St.	3	0			
LAST 10 GAMES																			
					221	A	UMBC	0	3	170	A	Stony Brook	1	3					
					213	A	New Hampshire	0	3	319	H	Coppin St.	3	0					
					300	A	UMass Lowell	3	2	221	H	UMBC	0	3					
					289	H	Binghamton	3	2	192	A	Sacred Heart	0	3					
					201	H	Albany (NY)	0	3	165	N	Lehigh	0	3					

Non-Div. I Games:

Hartford

Average RPI Win: 291		WON-LOST	WINNING	LAST 10	STRENGTH OF		OPP. STRENGTH	TEAM	ADJ	CONF.	ADJ CONF.
Average RPI Loss: 175		RECORD	PCT. RANK	GAMES	SCHEDULE		OF SCHEDULE	RPI	RPI	RPI	RPI
DIV. I ONLY		5- 15	.25	291	2- 8		236	288	301	.40276	300
DIV. I NON-CONF.		5- 8	.38462	227	2- 1		176	300	235	.4556	235
TOTALS		RPI 1-25	RPI 26-50		W-L RECORDS		RPI 51-100		RPI 101-150		RPI 150+
5- 15	0- 0	0- 0		OVERALL		0- 2		0- 4		5- 9	
2- 4	0- 0	0- 0		HOME		0- 0		0- 0		2- 4	
0- 7	0- 0	0- 0		AWAY		0- 1		0- 2		0- 4	
3- 4	0- 0	0- 0		NEUTRAL		0- 1		0- 2		3- 1	
5- 8	0- 0	0- 0		NON-CONFERENCE		0- 2		0- 4		5- 2	
2- 0	0- 0	0- 0		HOME		0- 0		0- 0		2- 0	
0- 4	0- 0	0- 0		AWAY		0- 1		0- 2		0- 1	
3- 4	0- 0	0- 0		NEUTRAL		0- 1		0- 2		3- 1	
0- 7	0- 0	0- 0		CONFERENCE		0- 0		0- 0		0- 7	
0- 4	0- 0	0- 0		HOME		0- 0		0- 0		0- 4	
0- 3	0- 0	0- 0		AWAY		0- 0		0- 0		0- 3	
0- 0	0- 0	0- 0		NEUTRAL		0- 0		0- 0		0- 0	
RPI S	Opponent	Score	RPI S	Opponent	Score	RPI S	Opponent	Score	RPI S	Opponent	Score
						74 A	Texas St.	0 3	101 A	Northeastern	0 3
						77 N	SMU	0 3	120 A	Harvard	0 3
									123 N	Houston Baptist	1 3
									144 N	Wake Forest	1 3
									163 A	UNCG	0 3
									170 H	Stony Brook	0 3
									178 H	Bryant	3 0
									201 A	Albany (NY)	1 3
									213 A	New Hampshire	0 3
									213 H	New Hampshire	2 3
									221 H	UMBC	0 3
									224 N	UMES	1 3
									289 A	Binghamton	0 3
									299 H	Hartford	2 3
									307 N	NJIT	3 2
									319 H	Coppin St.	3 1
									320 N	Morgan St.	3 1
									333 N	Saint Peter's	3 0
LAST 10 GAMES											
						213 A	New Hampshire	0 3	289 A	Binghamton	0 3
						221 H	UMBC	0 3	178 H	Bryant	3 0
						299 H	Hartford	2 3	319 H	Coppin St.	3 1
						170 H	Stony Brook	0 3	213 H	New Hampshire	2 3
						201 A	Albany (NY)	1 3	101 A	Northeastern	0 3

Non-Div. I Games:

UMass Lowell

Average RPI Win:	305	WON-LOST	WINNING	LAST 10	STRENGTH OF	OPP. STRENGTH	TEAM	ADJ	CONF.	ADJ CONF.		
Average RPI Loss:	189	RECORD	PCT. RANK	GAMES	SCHEDULE	OF SCHEDULE	RPI	RPI	RPI	RPI		
DIV. I ONLY	8- 16	.33333	252	3- 7	293	289	299	.40142	301	21	22	
DIV. I NON-CONF.	5- 9	.35714	237	0- 0	285	324	292	.39889	298	23	23	
<hr/>												
TOTALS	RPI 1-25	RPI 26-50		W-L RECORDS		RPI 51-100		RPI 101-150		RPI 150+		
8- 16	0- 0	0- 0		OVERALL		0- 4		0- 1		8- 11		
3- 4	0- 0	0- 0		HOME		0- 2		0- 0		3- 2		
2- 7	0- 0	0- 0		AWAY		0- 1		0- 1		2- 5		
3- 5	0- 0	0- 0		NEUTRAL		0- 1		0- 0		3- 4		
<hr/>												
5- 9	0- 0	0- 0		NON-CONFERENCE		0- 2		0- 1		5- 6		
1- 0	0- 0	0- 0		HOME		0- 0		0- 0		1- 0		
1- 4	0- 0	0- 0		AWAY		0- 1		0- 1		1- 2		
3- 5	0- 0	0- 0		NEUTRAL		0- 1		0- 0		3- 4		
<hr/>												
3- 7	0- 0	0- 0		CONFERENCE		0- 2		0- 0		3- 5		
2- 4	0- 0	0- 0		HOME		0- 2		0- 0		2- 2		
1- 3	0- 0	0- 0		AWAY		0- 0		0- 0		1- 3		
0- 0	0- 0	0- 0		NEUTRAL		0- 0		0- 0		0- 0		
<hr/>												
RPI	S	Opponent	Score	RPI	S	Opponent	Score	RPI	S	Opponent	Score	
				52 H High Point				1	3	147 A Elon	0	3
				60 A Col. of Charleston				0	3	174 H Campbell	1	3
				73 H Radford				0	3	206 A Liberty	0	3
				87 N Towson				1	3	206 H Liberty	1	3
										220 A UNC Asheville	0	3
										236 N Jacksonville St.	1	3
										236 N Jacksonville St.	2	3
										237 A Western Caro.	0	3
										240 A UAB	1	3
										262 N Georgia St.	2	3
										271 A Gardner-Webb	3	1
										271 H Gardner-Webb	3	0
										296 N Western Ill.	2	3
										298 A Presbyterian	1	3
										298 H Presbyterian	3	2
										304 A The Citadel	3	2
										315 N Alabama A&M	3	0
										326 N N.C. Central	3	1
										328 H South Carolina St.	3	0
										330 N Norfolk St.	3	1
				LAST 10 GAMES								
206 H Liberty				1	3	174 H Campbell	1	3				
73 H Radford				0	3	298 H Presbyterian	3	2				
206 A Liberty				0	3	271 H Gardner-Webb	3	0				
271 A Gardner-Webb				3	1	52 H High Point	1	3				
220 A UNC Asheville				0	3	298 A Presbyterian	1	3				

Non-Div. I Games:

Charleston So.

Non-Div. I Games:

N.C. A&T

Average RPI Win:	262	WON-LOST	WINNING	LAST 10	STRENGTH OF	OPP. STRENGTH	TEAM	ADJ	CONF.	ADJ CONF.	
Average RPI Loss:	179	RECORD	PCT. RANK	GAMES	SCHEDULE	OF SCHEDULE	RPI	RPI	RPI	RPI	
DIV. I ONLY	2- 22	.08333	328	0- 10	128	279	303	.39376	303	27	27
DIV. I NON-CONF.	2- 12	.14286	307	0- 1	95	277	275	.42573	272	26	26
<hr/>											
TOTALS	RPI 1-25	RPI 26-50		W-L RECORDS		RPI 51-100		RPI 101-150		RPI 150+	
2- 22	0- 0	0- 0		OVERALL		0- 4		0- 4		2- 14	
0- 7	0- 0	0- 0		HOME		0- 1		0- 2		0- 4	
1- 9	0- 0	0- 0		AWAY		0- 1		0- 1		1- 7	
1- 6	0- 0	0- 0		NEUTRAL		0- 2		0- 1		1- 3	
<hr/>											
2- 12	0- 0	0- 0		NON-CONFERENCE		0- 2		0- 3		2- 7	
0- 1	0- 0	0- 0		HOME		0- 0		0- 1		0- 0	
1- 5	0- 0	0- 0		AWAY		0- 0		0- 1		1- 4	
1- 6	0- 0	0- 0		NEUTRAL		0- 2		0- 1		1- 3	
<hr/>											
0- 10	0- 0	0- 0		CONFERENCE		0- 2		0- 1		0- 7	
0- 6	0- 0	0- 0		HOME		0- 1		0- 1		0- 4	
0- 4	0- 0	0- 0		AWAY		0- 1		0- 0		0- 3	
0- 0	0- 0	0- 0		NEUTRAL		0- 0		0- 0		0- 0	
<hr/>											
RPI S	Opponent	Score	RPI S	Opponent	Score	RPI S	Opponent	Score	RPI S	Opponent	Score
						51 N	VCU	0 3	123 H	Houston Baptist	0 3
						65 N	North Texas	1 3	136 A	Bowling Green	0 3
						86 H	Central Ark.	0 3	142 N	Murray St.	0 3
						91 A	SFA	0 3	148 H	Southern Miss.	0 3
									159 N	Ohio	0 3
									162 N	Jacksonville	1 3
									171 H	A&M-Corpus Christi	0 3
									184 A	Louisiana	0 3
									185 A	Mississippi St.	0 3
									188 A	Sam Houston St.	0 3
									198 A	Alabama St.	3 2
									219 A	Toledo	0 3
									230 A	Abilene Christian	0 3
									237 N	Western Caro.	0 3
									242 A	Samford	0 3
									248 H	Northwestern St.	0 3
						277 H	New Orleans	2 3			
						281 H	Incarnate Word	1 3			
						309 A	Lamar University	1 3			
						325 N	Jackson St.	3 0			
						LAST 10 GAMES					
248 H Northwestern St.			0 3	123 H Houston Baptist			0 3				
86 H Central Ark.			0 3	184 A Louisiana			0 3				
91 A SFA			0 3	188 A Sam Houston St.			0 3				
277 H New Orleans			2 3	230 A Abilene Christian			0 3				
309 A Lamar University			1 3	281 H Incarnate Word			1 3				

Non-Div. I Games:

Southeastern La.

[illegible]

Non-Div. I Games:

The Citadel

Average RPI Win:		308	WON-LOST	WINNING	LAST 10	STRENGTH OF		OPP. STRENGTH	TEAM	ADJ	CONF.	ADJ CONF.
Average RPI Loss:		186	RECORD	PCT. RANK	GAMES	SCHEDULE		OF SCHEDULE	RPI	RPI	RPI	RPI
DIV. I ONLY			3- 19	.13636	322	1- 9		214	270	307	.38501	305
DIV. I NON-CONF.			2- 10	.16667	295	0- 0		287	278	314	.36124	314
TOTALS		RPI 1-25	RPI 26-50		W-L RECORDS		RPI 51-100		RPI 101-150		RPI 150+	
3- 19	0- 0		0- 0		OVERALL		0- 2		0- 4		3- 13	
0- 5	0- 0		0- 0		HOME		0- 1		0- 2		0- 2	
1- 8	0- 0		0- 0		AWAY		0- 0		0- 1		1- 7	
2- 6	0- 0		0- 0		NEUTRAL		0- 1		0- 1		2- 4	
2- 10	0- 0		0- 0		NON-CONFERENCE		0- 1		0- 1		2- 8	
0- 0	0- 0		0- 0		HOME		0- 0		0- 0		0- 0	
0- 4	0- 0		0- 0		AWAY		0- 0		0- 0		0- 4	
2- 6	0- 0		0- 0		NEUTRAL		0- 1		0- 1		2- 4	
1- 9	0- 0		0- 0		CONFERENCE		0- 1		0- 3		1- 5	
0- 5	0- 0		0- 0		HOME		0- 1		0- 2		0- 2	
1- 4	0- 0		0- 0		AWAY		0- 0		0- 1		1- 3	
0- 0	0- 0		0- 0		NEUTRAL		0- 0		0- 0		0- 0	
RPI S	Opponent	Score	RPI S	Opponent	Score	RPI S	Opponent	Score	RPI S	Opponent	Score	
						53 N	West Virginia	0 3	103 A	SIUE	0 3	
						67 H	Austin Peay	0 3	120 N	Harvard	0 3	
									121 H	Belmont	1 3	
									142 H	Murray St.	0 3	
									167 N	New Mexico	1 3	
									174 A	Campbell	0 3	
									193 A	Eastern Ill.	0 3	
									194 A	Eastern Ky.	2 3	
									212 A	Wright St.	1 3	
									217 A	UT Martin	1 3	
									219 A	Toledo	0 3	
									236 H	Jacksonville St.	0 3	
									239 H	Tennessee St.	0 3	
									251 N	La Salle	0 3	
									266 A	Akron	0 3	
									275 N	Loyola Maryland	1 3	
									284 N	Youngstown St.	0 3	
									295 A	Morehead St.	3 1	
									304 N	The Citadel	3 2	
									326 N	N.C. Central	3 0	
LAST 10 GAMES												
						103 A	SIUE	0 3	121 H	Belmont	1 3	
						193 A	Eastern Ill.	0 3	295 A	Morehead St.	3 1	
						142 H	Murray St.	0 3	194 A	Eastern Ky.	2 3	
						67 H	Austin Peay	0 3	217 A	UT Martin	1 3	
						239 H	Tennessee St.	0 3	236 H	Jacksonville St.	0 3	

Non-Div. I Games:

Tennessee Tech

Average RPI Win:	315	WON-LOST	WINNING	LAST 10	STRENGTH OF	OPP. STRENGTH	TEAM	ADJ	CONF.	ADJ CONF.	
Average RPI Loss:	218	RECORD	PCT. RANK	GAMES	SCHEDULE	OF SCHEDULE	RPI	RPI	RPI	RPI	
DIV. I ONLY	7- 14	.33333	252	5- 5	309	316	308	.38369	306	30	30
DIV. I NON-CONF.	2- 8	.2	290	0- 0	221	272	301	.3971	300	30	30
<hr/>											
TOTALS	RPI 1-25	RPI 26-50		W-L RECORDS		RPI 51-100		RPI 101-150		RPI 150+	
7- 14	0- 0	0- 0		OVERALL		0- 1		0- 1		7- 12	
2- 7	0- 0	0- 0		HOME		0- 0		0- 0		2- 7	
3- 4	0- 0	0- 0		AWAY		0- 0		0- 1		3- 3	
2- 3	0- 0	0- 0		NEUTRAL		0- 1		0- 0		2- 2	
<hr/>											
2- 8	0- 0	0- 0		NON-CONFERENCE		0- 1		0- 1		2- 6	
0- 3	0- 0	0- 0		HOME		0- 0		0- 0		0- 3	
0- 2	0- 0	0- 0		AWAY		0- 0		0- 1		0- 1	
2- 3	0- 0	0- 0		NEUTRAL		0- 1		0- 0		2- 2	
<hr/>											
5- 6	0- 0	0- 0		CONFERENCE		0- 0		0- 0		5- 6	
2- 4	0- 0	0- 0		HOME		0- 0		0- 0		2- 4	
3- 2	0- 0	0- 0		AWAY		0- 0		0- 0		3- 2	
0- 0	0- 0	0- 0		NEUTRAL		0- 0		0- 0		0- 0	
<hr/>											
RPI	S	Opponent	Score	RPI	S	Opponent	Score	RPI	S	Opponent	Score
								86	N	Central Ark.	0 3
								141	A	Buffalo	2 3
								164	H	Charlotte	0 3
								169	N	Northern Ky.	0 3
								179	A	Duquesne	1 3
								191	H	Fairfield	0 3
								206	A	Niagara	1 3
								245	H	Bucknell	0 3
								255	H	Eastern Wash.	2 3
								256	N	Robert Morris	0 3
								264	H	Marist	0 3
								279	N	Hampton	3 0
								287	A	Iona	3 0
								288	A	Rider	0 3
								288	H	Rider	1 3
								313	H	Quinnipiac	2 3
								319	N	Coppin St.	3 1
								323	H	Siena	3 0
								332	A	Manhattan	3 1
333	A	Saint Peter's	3 0								
333	H	Saint Peter's	3 0								
				LAST 10 GAMES							
288 H Rider				1 3	313 H Quinnipiac				2 3		
333 H Saint Peter's				3 0	191 H Fairfield				0 3		
206 A Niagara				1 3	264 H Marist				0 3		
332 A Manhattan				3 1	323 H Siena				3 0		
287 A Iona				3 0	333 A Saint Peter's				3 0		

Non-Div. I Games:

Canisius

Average RPI Win: 315		WON-LOST RECORD	WINNING PCT. RANK	LAST 10 GAMES	STRENGTH OF SCHEDULE	OPP. STRENGTH OF SCHEDULE	TEAM RPI	ADJ RPI	CONF. RPI	ADJ CONF. RPI	
Average RPI Loss: 208											
DIV. I ONLY		10- 14	.41667 211	4- 6	325	303	305	.38248 307	19	19	
DIV. I NON-CONF.		9- 7	.5625 135	3- 0	333	333	304	.38784 307	20	20	
<hr/>											
TOTALS		RPI 1-25	RPI 26-50		W-L RECORDS		RPI 51-100		RPI 101-150		RPI 150+
10- 14		0- 0	0- 0		OVERALL		0- 2		0- 1		10- 11
4- 2		0- 0	0- 0		HOME		0- 0		0- 0		4- 2
4- 6		0- 0	0- 0		AWAY		0- 2		0- 1		4- 3
2- 6		0- 0	0- 0		NEUTRAL		0- 0		0- 0		2- 6
9- 7		0- 0	0- 0		NON-CONFERENCE		0- 0		0- 0		9- 7
3- 0		0- 0	0- 0		HOME		0- 0		0- 0		3- 0
4- 1		0- 0	0- 0		AWAY		0- 0		0- 0		4- 1
2- 6		0- 0	0- 0		NEUTRAL		0- 0		0- 0		2- 6
1- 7		0- 0	0- 0		CONFERENCE		0- 2		0- 1		1- 4
1- 2		0- 0	0- 0		HOME		0- 0		0- 0		1- 2
0- 5		0- 0	0- 0		AWAY		0- 2		0- 1		0- 2
0- 0		0- 0	0- 0		NEUTRAL		0- 0		0- 0		0- 0
RPI S	Opponent	Score	RPI S	Opponent	Score	RPI S	Opponent	Score	RPI S	Opponent	Score
						55 A Kennesaw St.	0 3		109 A FGCU	0 3	
						82 A Lipscomb	0 3		160 N Central Conn. St.	1 3	
									162 H Jacksonville	0 3	
									206 N Niagara	0 3	
									224 N UMES	2 3	
									251 N La Salle	0 3	
									253 A USC Upstate	1 3	
									253 H USC Upstate	2 3	
									272 A Stetson	2 3	
									276 H North Florida	3 1	
									287 H Iona	3 0	
									287 N Iona	2 3	
									299 A Hartford	1 3	
									300 N UMass Lowell	2 3	
									308 A St. Francis Brooklyn	3 1	
									317 A Lafayette	3 0	
									321 H Fairleigh Dickinson	3 1	
									321 N Fairleigh Dickinson	3 0	
									322 H Delaware St.	3 0	
									332 A Manhattan	3 1	
									333 A Saint Peter's	3 0	
									333 N Saint Peter's	3 1	
LAST 10 GAMES											
			253 A USC Upstate	1 3		272 A Stetson	2 3				
			55 A Kennesaw St.	0 3		162 H Jacksonville	0 3				
			82 A Lipscomb	0 3		276 H North Florida	3 1				
			322 H Delaware St.	3 0		333 A Saint Peter's	3 0				
			109 A FGCU	0 3		287 H Iona	3 0				

Non-Div. I Games:

NJIT

Average RPI Win:	304	WON-LOST	WINNING	LAST 10	STRENGTH OF	OPP. STRENGTH	TEAM	ADJ	CONF.	ADJ CONF.	
Average RPI Loss:	225	RECORD	PCT. RANK	GAMES	SCHEDULE	OF SCHEDULE	RPI	RPI	RPI	RPI	
DIV. I ONLY	7- 17	.29167	276	2- 8	295	315	306	.38024	308	28	28
DIV. I NON-CONF.	6- 9	.4	223	1- 0	318	331	306	.38963	306	29	29
<hr/>											
TOTALS	RPI 1-25	RPI 26-50		W-L RECORDS		RPI 51-100		RPI 101-150		RPI 150+	
7- 17	0- 0	0- 0		OVERALL		0- 0		0- 1		7- 16	
3- 3	0- 0	0- 0		HOME		0- 0		0- 0		3- 3	
1- 11	0- 0	0- 0		AWAY		0- 0		0- 1		1- 9	
3- 3	0- 0	0- 0		NEUTRAL		0- 0		0- 0		3- 3	
6- 9	0- 0	0- 0		NON-CONFERENCE		0- 0		0- 0		6- 9	
2- 2	0- 0	0- 0		HOME		0- 0		0- 0		2- 2	
1- 4	0- 0	0- 0		AWAY		0- 0		0- 0		1- 4	
3- 3	0- 0	0- 0		NEUTRAL		0- 0		0- 0		3- 3	
1- 8	0- 0	0- 0		CONFERENCE		0- 0		0- 1		1- 7	
1- 1	0- 0	0- 0		HOME		0- 0		0- 0		1- 1	
0- 7	0- 0	0- 0		AWAY		0- 0		0- 1		0- 6	
0- 0	0- 0	0- 0		NEUTRAL		0- 0		0- 0		0- 0	
RPI	S	Opponent	Score	RPI	S	Opponent	Score	RPI	S	Opponent	Score
								143	A	LIU Brooklyn	0 3
								156	A	Army West Point	0 3
								157	A	Providence	0 3
								160	A	Central Conn. St.	1 3
								178	A	Bryant	0 3
								183	N	Central Mich.	0 3
								192	A	Sacred Heart	0 3
								224	H	UMES	0 3
								228	A	Columbia	1 3
								235	N	Fordham	0 3
								252	A	Saint Francis (PA)	0 3
								252	H	Saint Francis (PA)	2 3
								256	A	Robert Morris	1 3
								256	H	Robert Morris	3 1
								264	N	Marist	3 2
								288	A	Rider	0 3
								288	N	Rider	0 3
								299	N	Hartford	3 0
								307	H	NJIT	1 3
								312	N	Holy Cross	3 2
								321	A	Fairleigh Dickinson	0 3
				LAST 10 GAMES				332	H	Manhattan	3 1
				256	A	Robert Morris	1 3	252	H	Saint Francis (PA)	2 3
				252	A	Saint Francis (PA)	0 3	143	A	LIU Brooklyn	0 3
				192	A	Sacred Heart	0 3	160	A	Central Conn. St.	1 3
				321	A	Fairleigh Dickinson	0 3	178	A	Bryant	0 3
				256	H	Robert Morris	3 1	332	H	Manhattan	3 1
								333	A	Saint Peter's	3 0
								333	H	Saint Peter's	3 0

Non-Div. I Games:

St. Francis Brooklyn

Average RPI Win:	301	WON-LOST	WINNING	LAST 10	STRENGTH OF	OPP. STRENGTH	TEAM	ADJ	CONF.	ADJ CONF.					
Average RPI Loss:	179	RECORD	PCT. RANK	GAMES	SCHEDULE	OF SCHEDULE	RPI	RPI	RPI	RPI					
DIV. I ONLY	3- 17	.15	318	1- 9	258	236	311	.37884	309	27	27				
DIV. I NON-CONF.	2- 8	.2	290	0- 0	257	197	307	.39112	304	26	26				
<hr/>															
TOTALS	RPI 1-25	RPI 26-50		W-L RECORDS		RPI 51-100		RPI 101-150		RPI 150+					
3- 17	0- 0	0- 0		OVERALL		0- 3		0- 4		3- 10					
2- 6	0- 0	0- 0		HOME		0- 2		0- 0		2- 4					
0- 6	0- 0	0- 0		AWAY		0- 1		0- 1		0- 4					
1- 5	0- 0	0- 0		NEUTRAL		0- 0		0- 3		1- 2					
<hr/>															
2- 8	0- 0	0- 0		NON-CONFERENCE		0- 1		0- 3		2- 4					
1- 0	0- 0	0- 0		HOME		0- 0		0- 0		1- 0					
0- 3	0- 0	0- 0		AWAY		0- 1		0- 0		0- 2					
1- 5	0- 0	0- 0		NEUTRAL		0- 0		0- 3		1- 2					
<hr/>															
1- 9	0- 0	0- 0		CONFERENCE		0- 2		0- 1		1- 6					
1- 6	0- 0	0- 0		HOME		0- 2		0- 0		1- 4					
0- 3	0- 0	0- 0		AWAY		0- 0		0- 1		0- 2					
0- 0	0- 0	0- 0		NEUTRAL		0- 0		0- 0		0- 0					
<hr/>															
RPI	S	Opponent	Score	RPI	S	Opponent	Score	RPI	S	Opponent	Score				
						86	H	Central Ark.	0	3	102	N	Arizona St.	0	3
						91	H	SFA	1	3	123	A	Houston Baptist	0	3
						96	A	Texas Tech	0	3	135	N	UC Davis	0	3
						145	N	UTRGV	0	3					
						161	N	UC Riverside	0	3					
						162	N	Jacksonville	1	3					
						171	A	A&M-Corpus Christi	0	3					
						190	H	McNeese	1	3					
						225	A	UT Arlington	0	3					
						238	A	Clemson	0	3					
						248	H	Northwestern St.	0	3					
						273	N	Bethune-Cookman	3	1					
						277	H	New Orleans	2	3					
						281	A	Incarnate Word	0	3					
						303	H	Southeastern La.	3	1					
						310	H	Nicholls St.	1	3					
327	H	Prairie View	3	0											
<hr/>															
LAST 10 GAMES															
190	H	McNeese	1	3	303	H	Southeastern La.	3	1						
310	H	Nicholls St.	1	3	91	H	SFA	1	3						
277	H	New Orleans	2	3	123	A	Houston Baptist	0	3						
281	A	Incarnate Word	0	3	86	H	Central Ark.	0	3						
171	A	A&M-Corpus Christi	0	3	248	H	Northwestern St.	0	3						

Non-Div. I Games:

Lamar University

Average RPI Win: 300		WON-LOST RECORD		WINNING PCT. RANK		LAST 10 GAMES		STRENGTH OF SCHEDULE		OPP. STRENGTH OF SCHEDULE		TEAM RPI		ADJ RPI		CONF. RPI		ADJ CONF. RPI	
DIV. I ONLY		4- 20		.16667 313		2- 8		248		283		309		.37729 310		27		27	
DIV. I NON-CONF.		2- 11		.15385 303		0- 0		300		292		316		.349 317		26		26	
TOTALS		RPI 1-25		RPI 26-50		W-L RECORDS		RPI 51-100		RPI 101-150		RPI 150+							
4- 20		0- 0		0- 1		OVERALL		0- 2		0- 5		4- 12							
2- 4		0- 0		0- 0		HOME		0- 1		0- 1		2- 2							
1- 9		0- 0		0- 0		AWAY		0- 1		0- 2		1- 6							
1- 7		0- 0		0- 1		NEUTRAL		0- 0		0- 2		1- 4							
2- 11		0- 0		0- 1		NON-CONFERENCE		0- 0		0- 4		2- 6							
1- 0		0- 0		0- 0		HOME		0- 0		0- 0		1- 0							
0- 4		0- 0		0- 0		AWAY		0- 0		0- 2		0- 2							
1- 7		0- 0		0- 1		NEUTRAL		0- 0		0- 2		1- 4							
2- 9		0- 0		0- 0		CONFERENCE		0- 2		0- 1		2- 6							
1- 4		0- 0		0- 0		HOME		0- 1		0- 1		1- 2							
1- 5		0- 0		0- 0		AWAY		0- 1		0- 0		1- 4							
0- 0		0- 0		0- 0		NEUTRAL		0- 0		0- 0		0- 0							
RPI S	Opponent	Score		RPI S	Opponent	Score		RPI S	Opponent	Score		RPI S	Opponent	Score					
				37 N	Miami (FL)	0	3	86 H	Central Ark.	1	3	123 H	Houston Baptist	0	3				
								91 A	SFA	0	3	132 A	Tulane	0	3				
												138 N	Oklahoma	0	3				
												148 A	Southern Miss.	0	3				
												148 N	Southern Miss.	0	3				
												171 A	A&M-Corpus Christi	1	3				
												184 A	Louisiana	1	3				
												188 A	Sam Houston St.	0	3				
												188 H	Sam Houston St.	0	3				
												190 A	McNeese	0	3				
												217 N	UT Martin	0	3				
												230 H	Abilene Christian	3	2				
												236 N	Jacksonville St.	1	3				
												248 H	Northwestern St.	1	3				
												257 A	Memphis	0	3				
												281 A	Incarnate Word	1	3				
												309 A	Lamar University	3	1				
												311 N	La.-Monroe	0	3				
												325 N	Jackson St.	1	3				
												331 H	Mississippi Val.	3	0				
												331 N	Mississippi Val.	3	1				
				LAST 10 GAMES															
				91 A	SFA	0	3	188 H	Sam Houston St.	0	3								
				309 A	Lamar University	3	1	281 A	Incarnate Word	1	3								
				248 H	Northwestern St.	1	3	171 A	A&M-Corpus Christi	1	3								
				86 H	Central Ark.	1	3	188 A	Sam Houston St.	0	3								
				230 H	Abilene Christian	3	2	123 H	Houston Baptist	0	3								

Non-Div. I Games:

Nicholls St.

Average RPI Win: 319		WON-LOST RECORD		WINNING PCT. RANK		LAST 10 GAMES		STRENGTH OF SCHEDULE		OPP. STRENGTH OF SCHEDULE		TEAM RPI		ADJ RPI		CONF. RPI		ADJ CONF. RPI	
Average RPI Loss: 192																			
DIV. I ONLY		4- 23		.14815 320		0- 10		249		290		314		.37515 311		24		24	
DIV. I NON-CONF.		4- 13		.23529 274		0- 0		225		312		298		.39919 296		22		22	
TOTALS		RPI 1-25		RPI 26-50		W-L RECORDS		RPI 51-100		RPI 101-150		RPI 150+							
4- 23		0- 0		0- 1		OVERALL		0- 3		0- 3		4- 16							
0- 8		0- 0		0- 0		HOME		0- 2		0- 1		0- 5							
0- 10		0- 0		0- 1		AWAY		0- 1		0- 1		0- 7							
4- 5		0- 0		0- 0		NEUTRAL		0- 0		0- 1		4- 4							
4- 13		0- 0		0- 1		NON-CONFERENCE		0- 1		0- 2		4- 9							
0- 3		0- 0		0- 0		HOME		0- 1		0- 0		0- 2							
0- 5		0- 0		0- 1		AWAY		0- 0		0- 1		0- 3							
4- 5		0- 0		0- 0		NEUTRAL		0- 0		0- 1		4- 4							
0- 10		0- 0		0- 0		CONFERENCE		0- 2		0- 1		0- 7							
0- 5		0- 0		0- 0		HOME		0- 1		0- 1		0- 3							
0- 5		0- 0		0- 0		AWAY		0- 1		0- 0		0- 4							
0- 0		0- 0		0- 0		NEUTRAL		0- 0		0- 0		0- 0							
RPI	S	Opponent		Score		RPI	S	Opponent		Score		RPI	S	Opponent		Score			
40	A	Arkansas		0 3		91	H	SFA		0 3		119	H	Coastal Caro.		0 3			
						99	A	Arkansas St.		0 3		142	N	Murray St.		0 3			
						99	H	Arkansas St.		0 3		148	A	Southern Miss.		0 3			
												172	A	Chattanooga		0 3			
												182	N	Utah St.		0 3			
												184	A	Louisiana		0 3			
												184	H	Louisiana		1 3			
												188	N	Sam Houston St.		0 3			
												205	N	CSU Bakersfield		0 3			
												217	N	UT Martin		2 3			
												236	A	Jacksonville St.		0 3			
												244	H	Appalachian St.		0 3			
												248	H	Northwestern St.		2 3			
												257	A	Memphis		0 3			
												258	A	Little Rock		2 3			
												258	H	Little Rock		0 3			
												262	A	Georgia St.		2 3			
												283	H	Louisiana Tech		1 3			
												290	A	Ga. Southern		0 3			
												302	N	N.C. A&T		3 0			
												310	N	Nicholls St.		3 0			
												331	N	Mississippi Val.		3 0			
												334	N	Alcorn		3 0			
LAST 10 GAMES																			
244	H	Appalachian St.		0 3		184	H	Louisiana		1 3		334	N	Alcorn		3 0			
119	H	Coastal Caro.		0 3		99	H	Arkansas St.		0 3									
258	A	Little Rock		2 3		258	H	Little Rock		0 3									
99	A	Arkansas St.		0 3		290	A	Ga. Southern		0 3									
184	A	Louisiana		0 3		262	A	Georgia St.		2 3									

Non-Div. I Games:

La.-Monroe

Average RPI Win:	315	WON-LOST RECORD	WINNING PCT. RANK	LAST 10 GAMES	STRENGTH OF SCHEDULE	OPP. STRENGTH OF SCHEDULE	TEAM RPI	ADJ RPI	CONF. RPI	ADJ CONF. RPI		
DIV. I ONLY		4- 19	.17391	312	1- 9	260	294	312	.37502	312	25	25
DIV. I NON-CONF.		3- 10	.23077	275	0- 0	303	305	312	.36796	312	27	27
<hr/>												
TOTALS	RPI 1-25	RPI 26-50		W-L RECORDS		RPI 51-100		RPI 101-150		RPI 150+		
4- 19	0- 0	0- 0		OVERALL		0- 3		0- 2		4- 14		
3- 6	0- 0	0- 0		HOME		0- 2		0- 1		3- 3		
0- 8	0- 0	0- 0		AWAY		0- 0		0- 1		0- 7		
1- 5	0- 0	0- 0		NEUTRAL		0- 1		0- 0		1- 4		
3- 10	0- 0	0- 0		NON-CONFERENCE		0- 1		0- 1		3- 8		
2- 1	0- 0	0- 0		HOME		0- 0		0- 0		2- 1		
0- 4	0- 0	0- 0		AWAY		0- 0		0- 1		0- 3		
1- 5	0- 0	0- 0		NEUTRAL		0- 1		0- 0		1- 4		
1- 9	0- 0	0- 0		CONFERENCE		0- 2		0- 1		1- 6		
1- 5	0- 0	0- 0		HOME		0- 2		0- 1		1- 2		
0- 4	0- 0	0- 0		AWAY		0- 0		0- 0		0- 4		
0- 0	0- 0	0- 0		NEUTRAL		0- 0		0- 0		0- 0		
RPI	S	Opponent	Score	RPI	S	Opponent	Score	RPI	S	Opponent	Score	
						71 H Navy	0 3			133 H Colgate	0 3	
						92 H American	0 3			137 A St. John's (NY)	0 3	
						97 N Sacramento St.	1 3			156 H Army West Point	0 3	
										157 A Providence	1 3	
										165 A Lehigh	0 3	
										165 H Lehigh	1 3	
										178 A Bryant	0 3	
										213 N New Hampshire	0 3	
										221 N UMBC	1 3	
										245 A Bucknell	2 3	
										247 A George Washington	0 3	
										250 N Delaware	0 3	
										275 A Loyola Maryland	0 3	
										278 H Brown	1 3	
										288 N Rider	3 1	
										308 N St. Francis Brooklyn	2 3	
										317 A Lafayette	1 3	
										317 H Lafayette	3 0	
										321 H Fairleigh Dickinson	3 0	
										332 H Manhattan	3 0	
LAST 10 GAMES												
						317 H Lafayette	3 0			133 H Colgate	0 3	
						165 H Lehigh	1 3			71 H Navy	0 3	
						245 A Bucknell	2 3			92 H American	0 3	
						275 A Loyola Maryland	0 3			165 A Lehigh	0 3	
						156 H Army West Point	0 3			317 A Lafayette	1 3	

Non-Div. I Games:

Holy Cross

Average RPI Win:		319	WON-LOST RECORD		WINNING PCT. RANK		LAST 10 GAMES		STRENGTH OF SCHEDULE		OPP. STRENGTH OF SCHEDULE		TEAM RPI		ADJ RPI		CONF. RPI		ADJ CONF. RPI				
DIV. I ONLY			7- 19		.26923 285		4- 6		305		302		313		.36964 313		30		30				
DIV. I NON-CONF.			1- 12		.07692 316		0- 0		180		213		309		.38152 309		30		30				
TOTALS		RPI 1-25		RPI 26-50				W-L RECORDS		RPI 51-100				RPI 101-150				RPI 150+					
7- 19		0- 1		0- 1				OVERALL		0- 2				0- 1				7- 14					
4- 2		0- 0		0- 0				HOME		0- 0				0- 0				4- 2					
2- 10		0- 0		0- 1				AWAY		0- 1				0- 0				2- 8					
1- 7		0- 1		0- 0				NEUTRAL		0- 1				0- 1				1- 4					
1- 12		0- 1		0- 1				NON-CONFERENCE		0- 2				0- 1				1- 7					
0- 0		0- 0		0- 0				HOME		0- 0				0- 0				0- 0					
0- 5		0- 0		0- 1				AWAY		0- 1				0- 0				0- 3					
1- 7		0- 1		0- 0				NEUTRAL		0- 1				0- 1				1- 4					
6- 7		0- 0		0- 0				CONFERENCE		0- 0				0- 0				6- 7					
4- 2		0- 0		0- 0				HOME		0- 0				0- 0				4- 2					
2- 5		0- 0		0- 0				AWAY		0- 0				0- 0				2- 5					
0- 0		0- 0		0- 0				NEUTRAL		0- 0				0- 0				0- 0					
RPI	S	Opponent		Score		RPI	S	Opponent		Score		RPI	S	Opponent		Score		RPI	S	Opponent		Score	
24	N	Baylor		0	3	44	A	Washington St.		0	3	60	N	Col. of Charleston		0	3	103	N	SIUE		0	3
												87	A	Towson		0	3	178	A	Bryant		1	3
																		191	A	Fairfield		0	3
																		204	A	Fort Wayne		2	3
																		206	A	Niagara		0	3
																		209	N	Eastern Mich.		0	3
																		219	N	Toledo		2	3
																		264	A	Marist		1	3
																		264	H	Marist		0	3
																		281	N	Incarnate Word		2	3
																		287	A	Iona		2	3
																		287	H	Iona		1	3
																		288	H	Rider		3	1
																		292	N	Cal St. Fullerton		1	3
																		306	A	Canisius		3	2
																		317	N	Lafayette		3	0
																		321	A	Fairleigh Dickinson		2	3
																		323	A	Siena		0	3
																		323	H	Siena		3	0
																		332	A	Manhattan		3	0
																		332	H	Manhattan		3	1
																		333	H	Saint Peter's		3	0
						LAST 10 GAMES																	
								332 H Manhattan		3	1			264 H Marist		0	3						
								287 H Iona		1	3			306 A Canisius		3	2						
								264 A Marist		1	3			206 A Niagara		0	3						
								323 A Siena		0	3			323 H Siena		3	0						
								191 A Fairfield		0	3			288 H Rider		3	1						

Non-Div. I Games:

Quinnipiac

Average RPI Win: 232		WON-LOST RECORD		WINNING PCT. RANK		LAST 10 GAMES		STRENGTH OF SCHEDULE		OPP. STRENGTH OF SCHEDULE		TEAM RPI		ADJ RPI		CONF. RPI		ADJ CONF. RPI	
DIV. I ONLY		2- 20		.09091 327		1- 9		246		230		316		.36795 314		20		20	
DIV. I NON-CONF.		2- 11		.15385 303		1- 0		262		222		310		.37439 310		19		19	
TOTALS		RPI 1-25		RPI 26-50		W-L RECORDS		RPI 51-100		RPI 101-150		RPI 150+							
2- 20		0- 0		0- 0		OVERALL		0- 2		0- 3		2- 15							
0- 8		0- 0		0- 0		HOME		0- 1		0- 1		0- 6							
1- 7		0- 0		0- 0		AWAY		0- 1		0- 1		1- 5							
1- 5		0- 0		0- 0		NEUTRAL		0- 0		0- 1		1- 4							
2- 11		0- 0		0- 0		NON-CONFERENCE		0- 1		0- 1		2- 9							
0- 3		0- 0		0- 0		HOME		0- 0		0- 0		0- 3							
1- 3		0- 0		0- 0		AWAY		0- 1		0- 0		1- 2							
1- 5		0- 0		0- 0		NEUTRAL		0- 0		0- 1		1- 4							
0- 9		0- 0		0- 0		CONFERENCE		0- 1		0- 2		0- 6							
0- 5		0- 0		0- 0		HOME		0- 1		0- 1		0- 3							
0- 4		0- 0		0- 0		AWAY		0- 0		0- 1		0- 3							
0- 0		0- 0		0- 0		NEUTRAL		0- 0		0- 0		0- 0							
RPI	S	Opponent		Score		RPI	S	Opponent		Score		RPI	S	Opponent		Score			
																</			

Non-Div. I Games:

South Dakota St.

Non-Div. I Games:

Loss, Non-Conf, S Site, H Home, A Away, N Neutral Page 315

Average RPI Win:	324	WON-LOST	WINNING	LAST 10	STRENGTH OF	OPP. STRENGTH	TEAM	ADJ	CONF.	ADJ CONF.	
Average RPI Loss:	206	RECORD	PCT. RANK	GAMES	SCHEDULE	OF SCHEDULE	RPI	RPI	RPI	RPI	
DIV. I ONLY	6- 17	.26087	286	4- 6	308	319	315	.35777	316	32	32
DIV. I NON-CONF.	0- 10	0	320	0- 0	98	174	300	.39834	299	32	32
<hr/>											
TOTALS	RPI 1-25	RPI 26-50		W-L RECORDS	RPI 51-100		RPI 101-150		RPI 150+		
6- 17	0- 0	0- 1		OVERALL	0- 2		0- 3		6- 11		
2- 0	0- 0	0- 0		HOME	0- 0		0- 0		2- 0		
0- 6	0- 0	0- 1		AWAY	0- 1		0- 0		0- 4		
4- 11	0- 0	0- 0		NEUTRAL	0- 1		0- 3		4- 7		
<hr/>											
0- 10	0- 0	0- 1		NON-CONFERENCE	0- 2		0- 3		0- 4		
0- 0	0- 0	0- 0		HOME	0- 0		0- 0		0- 0		
0- 3	0- 0	0- 1		AWAY	0- 1		0- 0		0- 1		
0- 7	0- 0	0- 0		NEUTRAL	0- 1		0- 3		0- 3		
<hr/>											
6- 7	0- 0	0- 0		CONFERENCE	0- 0		0- 0		6- 7		
2- 0	0- 0	0- 0		HOME	0- 0		0- 0		2- 0		
0- 3	0- 0	0- 0		AWAY	0- 0		0- 0		0- 3		
4- 4	0- 0	0- 0		NEUTRAL	0- 0		0- 0		4- 4		
<hr/>											
RPI S	Opponent	Score	RPI S	Opponent	Score	RPI S	Opponent	Score	RPI S	Opponent	Score
			43 A	Alabama	0 3	86 A	Central Ark.	0 3	112 N	UCF	0 3
						99 N	Arkansas St.	0 3	128 N	Oral Roberts	0 3
									142 N	Murray St.	0 3
									190 N	McNeese	0 3
									195 N	Houston	0 3
									198 A	Alabama St.	0 3
									198 N	Alabama St.	2 3
									225 A	UT Arlington	0 3
									274 N	Troy	0 3
									294 H	Texas Southern	3 1
									315 N	Alabama A&M	1 3
									315 N	Alabama A&M	0 3
									318 A	Ark.-Pine Bluff	0 3
									325 N	Jackson St.	2 3
									325 N	Jackson St.	3 2
									327 H	Prairie View	3 1
									331 A	Mississippi Val.	1 3
									331 N	Mississippi Val.	3 1
									334 N	Alcorn	3 0
									334 N	Alcorn	3 1
<hr/>											
			LAST 10 GAMES								
			325 N Jackson St.			2 3	318 A Ark.-Pine Bluff			0 3	
			315 N Alabama A&M			0 3	327 H Prairie View			3 1	
			331 A Mississippi Val.			1 3	294 H Texas Southern			3 1	
			334 N Alcorn			3 1	325 N Jackson St.			3 2	
			198 A Alabama St.			0 3	315 N Alabama A&M			1 3	

Non-Div. I Games:

Southern U.

L
a
f
a
y
e
t
t
e

Lafayette

Average RPI Win: 327		WON-LOST	WINNING	LAST 10	STRENGTH OF		OPP. STRENGTH	TEAM	ADJ	CONF.	ADJ CONF.
Average RPI Loss: 220		RECORD	PCT. RANK	GAMES	SCHEDULE		OF SCHEDULE	RPI	RPI	RPI	RPI
DIV. I ONLY		8- 17	.32	258	6- 3		323	318	318	.35255	318
DIV. I NON-CONF.		0- 12	0	320	0- 0		275	218	324	.32712	322
TOTALS		RPI 1-25	RPI 26-50		W-L RECORDS		RPI 51-100		RPI 101-150		RPI 150+
8- 17		0- 0	0- 1		OVERALL		0- 1		0- 1		8- 14
1- 0		0- 0	0- 0		HOME		0- 0		0- 0		1- 0
1- 6		0- 0	0- 0		AWAY		0- 0		0- 0		1- 6
6- 11		0- 0	0- 1		NEUTRAL		0- 1		0- 1		6- 8
0- 12		0- 0	0- 1		NON-CONFERENCE		0- 1		0- 1		0- 9
0- 0		0- 0	0- 0		HOME		0- 0		0- 0		0- 0
0- 4		0- 0	0- 0		AWAY		0- 0		0- 0		0- 4
0- 8		0- 0	0- 1		NEUTRAL		0- 1		0- 1		0- 5
8- 5		0- 0	0- 0		CONFERENCE		0- 0		0- 0		8- 5
1- 0		0- 0	0- 0		HOME		0- 0		0- 0		1- 0
1- 2		0- 0	0- 0		AWAY		0- 0		0- 0		1- 2
6- 3		0- 0	0- 0		NEUTRAL		0- 0		0- 0		6- 3
RPI S	Opponent	Score	RPI S	Opponent	Score	RPI S	Opponent	Score	RPI S	Opponent	Score
			28 N	LSU	0 3	66 N	Northwestern	0 3	131 N	South Dakota	0 3
									168 A	Northern Colo.	0 3
									181 A	South Fla.	0 3
									188 N	Sam Houston St.	0 3
									198 A	Alabama St.	0 3
									198 N	Alabama St.	1 3
									222 N	Air Force	0 3
									257 N	Memphis	0 3
									269 N	Evansville	0 3
									283 A	Louisiana Tech	0 3
									294 A	Texas Southern	0 3
									297 A	Southeast Mo. St.	0 3
									315 N	Alabama A&M	3 1
									315 N	Alabama A&M	1 3
									316 H	Southern U.	3 0
									320 N	Morgan St.	1 3
									325 N	Jackson St.	1 3
									325 N	Jackson St.	3 0
									327 A	Prairie View	3 1
									331 N	Mississippi Val.	3 0
									331 N	Mississippi Val.	3 0
									334 N	Alcorn	3 0
									334 N	Alcorn	3 0
LAST 10 GAMES			315 N	Alabama A&M	3 1	327 A	Prairie View	3 1			
			198 A	Alabama St.	0 3	294 A	Texas Southern	0 3			
			334 N	Alcorn	3 0	316 H	Southern U.	3 0			
			325 N	Jackson St.	3 0	315 N	Alabama A&M	1 3			
			331 N	Mississippi Val.	3 0	198 N	Alabama St.	1 3			

Non-Div. I Games: Central Baptist 3 0

Ark.-Pine Bluff

Average RPI Win: 325		WON-LOST RECORD		WINNING PCT. RANK		LAST 10 GAMES		STRENGTH OF SCHEDULE		OPP. STRENGTH OF SCHEDULE		TEAM RPI		ADJ RPI		CONF. RPI		ADJ CONF. RPI	
Average RPI Loss: 227																			
DIV. I ONLY		2- 22		.08333 328		2- 8		276		307		320		.33652 319		31		31	
DIV. I NON-CONF.		0- 16		0 320		0- 3		232		289		319		.33688 320		31		31	
TOTALS		RPI 1-25		RPI 26-50		W-L RECORDS		RPI 51-100		RPI 101-150		RPI 150+							
2- 22		0- 0		0- 0		OVERALL		0- 2		0- 1		2- 19							
1- 4		0- 0		0- 0		HOME		0- 0		0- 0		1- 4							
1- 10		0- 0		0- 0		AWAY		0- 0		0- 0		1- 10							
0- 8		0- 0		0- 0		NEUTRAL		0- 2		0- 1		0- 5							
0- 16		0- 0		0- 0		NON-CONFERENCE		0- 2		0- 1		0- 13							
0- 1		0- 0		0- 0		HOME		0- 0		0- 0		0- 1							
0- 7		0- 0		0- 0		AWAY		0- 0		0- 0		0- 7							
0- 8		0- 0		0- 0		NEUTRAL		0- 2		0- 1		0- 5							
2- 6		0- 0		0- 0		CONFERENCE		0- 0		0- 0		2- 6							
1- 3		0- 0		0- 0		HOME		0- 0		0- 0		1- 3							
1- 3		0- 0		0- 0		AWAY		0- 0		0- 0		1- 3							
0- 0		0- 0		0- 0		NEUTRAL		0- 0		0- 0		0- 0							
RPI S	Opponent	Score		RPI S	Opponent	Score		RPI S	Opponent	Score		RPI S	Opponent	Score					
								64 N	James Madison	0	3	141 N	Buffalo	0	3				
								73 N	Radford	0	3	165 A	Lehigh	0	3				
												174 N	Campbell	0	3				
												179 A	Duquesne	0	3				
												187 A	Georgetown	0	3				
												220 N	UNC Asheville	2	3				
												221 A	UMBC	0	3				
												224 A	UMES	0	3				
												224 H	UMES	0	3				
												249 A	Howard	0	3				
												249 H	Howard	0	3				
												256 N	Robert Morris	0	3				
												264 N	Marist	0	3				
												275 A	Loyola Maryland	0	3				
												279 A	Hampton	0	3				
												299 A	Hartford	0	3				
												300 A	UMass Lowell	1	3				
												306 N	Canisius	1	3				
												317 H	Lafayette	1	3				
												320 H	Morgan St.	3	1				
												322 H	Delaware St.	1	3				
												330 A	Norfolk St.	3	1				
						LAST 10 GAMES													
						249 A Howard		0	3										
						320 H Morgan St.		3	1										
						322 H Delaware St.		1	3										
						224 H UMES		0	3										
						249 H Howard		0	3										
						317 H Lafayette		1	3										
						279 A Hampton		0	3										
						330 A Norfolk St.		3	1										
						299 A Hartford		0	3										
						300 A UMass Lowell		1	3										

Average RPI Win:	323	WON-LOST RECORD	WINNING PCT. RANK	LAST 10 GAMES	STRENGTH OF SCHEDULE	OPP. STRENGTH OF SCHEDULE	TEAM RPI	ADJ RPI	CONF. RPI	ADJ CONF. RPI	
DIV. I ONLY		3- 16	.15789 317	2- 8	313	300	324	.33415 320	31	31	
DIV. I NON-CONF.		1- 12	.07692 316	0- 4	281	276	320	.33781 319	31	31	
<hr/>											
TOTALS	RPI 1-25	RPI 26-50		W-L RECORDS		RPI 51-100		RPI 101-150		RPI 150+	
3- 16	0- 0	0- 0		OVERALL		0- 1		0- 2		3- 13	
1- 3	0- 0	0- 0		HOME		0- 0		0- 0		1- 3	
1- 7	0- 0	0- 0		AWAY		0- 1		0- 0		1- 6	
1- 6	0- 0	0- 0		NEUTRAL		0- 0		0- 2		1- 4	
<hr/>											
1- 12	0- 0	0- 0		NON-CONFERENCE		0- 1		0- 2		1- 9	
0- 1	0- 0	0- 0		HOME		0- 0		0- 0		0- 1	
0- 5	0- 0	0- 0		AWAY		0- 1		0- 0		0- 4	
1- 6	0- 0	0- 0		NEUTRAL		0- 0		0- 2		1- 4	
<hr/>											
2- 4	0- 0	0- 0		CONFERENCE		0- 0		0- 0		2- 4	
1- 2	0- 0	0- 0		HOME		0- 0		0- 0		1- 2	
1- 2	0- 0	0- 0		AWAY		0- 0		0- 0		1- 2	
0- 0	0- 0	0- 0		NEUTRAL		0- 0		0- 0		0- 0	
<hr/>											
RPI	S	Opponent	Score	RPI	S	Opponent	Score	RPI	S	Opponent	Score
				92 A American 0 3							
				139 N Western Mich. 0 3							
				144 N Wake Forest 0 3							
				163 A UNCG 0 3							
				186 A UNCW 0 3							
				206 N Liberty 1 3							
				221 H UMBC 0 3							
				224 H UMES 2 3							
				249 H Howard 1 3							
				269 N Evansville 2 3							
				275 A Loyola Maryland 1 3							
				279 A Hampton 0 3							
				297 A Southeast Mo. St. 0 3							
				298 N Presbyterian 1 3							
				300 N UMass Lowell 1 3							
				318 N Ark.-Pine Bluff 3 1							
				319 A Coppin St. 1 3							
				322 H Delaware St. 3 0							
				330 A Norfolk St. 3 2							
								LAST 10 GAMES			
319 A Coppin St.				1	3	279 A Hampton 0 3					
322 H Delaware St.				3	0	186 A UNCW 0 3					
224 H UMES				2	3	206 N Liberty 1 3					
249 H Howard				1	3	139 N Western Mich. 0 3					
330 A Norfolk St.				3	2	298 N Presbyterian 1 3					

Non-Div. I Games:

Morgan St.

[illegible]

Non-Div. I Games:

Fairleigh Dickinson

Average RPI Win:	326	WON-LOST RECORD	WINNING PCT. RANK	LAST 10 GAMES	STRENGTH OF SCHEDULE	OPP. STRENGTH OF SCHEDULE	TEAM RPI	ADJ RPI	CONF. RPI	ADJ CONF. RPI							
Average RPI Loss:	240																
DIV. I ONLY	3- 20	.13043	325	3- 7	302	314	322	.33307	322	31	31						
DIV. I NON-CONF.	0- 14	0	320	0- 3	261	296	323	.32604	323	31	31						
<hr/>																	
TOTALS	RPI 1-25	RPI 26-50		W-L RECORDS	RPI 51-100		RPI 101-150		RPI 150+								
3- 20	0- 0	0- 0		OVERALL	0- 1		0- 1		3- 18								
1- 1	0- 0	0- 0		HOME	0- 0		0- 0		1- 1								
2- 12	0- 0	0- 0		AWAY	0- 1		0- 1		2- 9								
0- 7	0- 0	0- 0		NEUTRAL	0- 0		0- 0		0- 7								
<hr/>																	
0- 14	0- 0	0- 0		NON-CONFERENCE	0- 1		0- 1		0- 12								
0- 0	0- 0	0- 0		HOME	0- 0		0- 0		0- 0								
0- 7	0- 0	0- 0		AWAY	0- 1		0- 1		0- 5								
0- 7	0- 0	0- 0		NEUTRAL	0- 0		0- 0		0- 7								
<hr/>																	
3- 6	0- 0	0- 0		CONFERENCE	0- 0		0- 0		3- 6								
1- 1	0- 0	0- 0		HOME	0- 0		0- 0		1- 1								
2- 5	0- 0	0- 0		AWAY	0- 0		0- 0		2- 5								
0- 0	0- 0	0- 0		NEUTRAL	0- 0		0- 0		0- 0								
<hr/>																	
RPI S	Opponent	Score	RPI S	Opponent	Score	RPI S	Opponent	Score	RPI S	Opponent	Score						
						92 A	American	0 3	130 A	New Mexico St.	0 3						
						163 A	UNCG	0 3									
						174 N	Campbell	0 3									
						220 N	UNC Asheville	2 3									
						224 A	UMES	1 3									
						224 A	UMES	1 3									
						226 N	Winthrop	0 3									
						230 N	Abilene Christian	0 3									
						242 N	Samford	0 3									
						249 A	Howard	0 3									
						260 A	UTEP	0 3									
						279 H	Hampton	2 3									
						284 N	Youngstown St.	0 3									
						288 A	Rider	0 3									
						295 A	Morehead St.	0 3									
						298 N	Presbyterian	0 3									
						302 A	N.C. A&T	0 3									
						307 A	NJIT	0 3									
						319 A	Coppin St.	3 1									
						320 A	Morgan St.	0 3									
						330 A	Norfolk St.	3 1									
									LAST 10 GAMES			330 H	Norfolk St.	3 2	330 H	Norfolk St.	3 2
									224 A	UMES	1 3	279 H	Hampton	2 3			
									320 A	Morgan St.	0 3	92 A	American	0 3			
									319 A	Coppin St.	3 1	249 A	Howard	0 3			
307 A	NJIT	0 3	288 A	Rider	0 3												

Non-Div. I Games:

Delaware St.

Average RPI Win:	326	WON-LOST RECORD	WINNING PCT. RANK	LAST 10 GAMES	STRENGTH OF SCHEDULE	OPP. STRENGTH OF SCHEDULE	TEAM RPI	ADJ RPI	CONF. RPI	ADJ CONF. RPI									
Average RPI Loss:	237																		
DIV. I ONLY		3- 19	.13636 322	3- 7	312	304	325	.32836 323	30	30									
DIV. I NON-CONF.		0- 11	0 320	0- 0	296	231	326	.32085 325	30	30									
<hr/>																			
TOTALS	RPI 1-25	RPI 26-50		W-L RECORDS	RPI 51-100		RPI 101-150		RPI 150+										
3- 19	0- 0	0- 0		OVERALL	0- 0		0- 2		3- 17										
2- 3	0- 0	0- 0		HOME	0- 0		0- 0		2- 3										
1- 11	0- 0	0- 0		AWAY	0- 0		0- 1		1- 10										
0- 5	0- 0	0- 0		NEUTRAL	0- 0		0- 1		0- 4										
<hr/>																			
0- 11	0- 0	0- 0		NON-CONFERENCE	0- 0		0- 2		0- 9										
0- 0	0- 0	0- 0		HOME	0- 0		0- 0		0- 0										
0- 6	0- 0	0- 0		AWAY	0- 0		0- 1		0- 5										
0- 5	0- 0	0- 0		NEUTRAL	0- 0		0- 1		0- 4										
<hr/>																			
3- 8	0- 0	0- 0		CONFERENCE	0- 0		0- 0		3- 8										
2- 3	0- 0	0- 0		HOME	0- 0		0- 0		2- 3										
1- 5	0- 0	0- 0		AWAY	0- 0		0- 0		1- 5										
0- 0	0- 0	0- 0		NEUTRAL	0- 0		0- 0		0- 0										
<hr/>																			
RPI S	Opponent	Score	RPI S	Opponent	Score	RPI S	Opponent	Score	RPI S	Opponent	Score								
									111 A	Syracuse	0 3								
									133 N	Colgate	0 3								
									191 H	Fairfield	0 3								
									200 A	Penn	0 3								
									206 A	Niagara	0 3								
									209 N	Rhode Island	0 3								
									213 A	New Hampshire	0 3								
									216 N	Dartmouth	0 3								
									232 A	Rutgers	0 3								
									251 A	La Salle	0 3								
									256 N	Robert Morris	0 3								
									264 A	Marist	1 3								
									264 H	Marist	0 3								
									270 N	Grand Canyon	0 3								
									287 H	Iona	2 3								
									288 A	Rider	0 3								
									289 A	Binghamton	0 3								
									306 A	Canisius	0 3								
									313 A	Quinnipiac	0 3								
									313 H	Quinnipiac	3 0								
									332 H	Manhattan	3 2								
									333 A	Saint Peter's	3 2								
																		LAST 10 GAMES	
									264 A Marist										
									191 H Fairfield										
									313 H Quinnipiac										
									333 A Saint Peter's										
									288 A Rider										

Non-Div. I Games:

Siena

Average RPI Win: 329		WON-LOST RECORD		WINNING PCT. RANK		LAST 10 GAMES		STRENGTH OF SCHEDULE		OPP. STRENGTH OF SCHEDULE		TEAM RPI		ADJ RPI		CONF. RPI		ADJ CONF. RPI	
Average RPI Loss: 235																			
DIV. I ONLY		6- 13		.31579 266		4- 3		328		330		319		.32646 324		32		32	
DIV. I NON-CONF.		0- 7		0 320		0- 0		241		274		322		.32262 324		32		32	
TOTALS		RPI 1-25		RPI 26-50		W-L RECORDS		RPI 51-100		RPI 101-150		RPI 150+							
6- 13		0- 0		0- 0		OVERALL		0- 1		0- 1		6- 11							
1- 1		0- 0		0- 0		HOME		0- 0		0- 0		1- 1							
0- 3		0- 0		0- 0		AWAY		0- 0		0- 0		0- 3							
5- 9		0- 0		0- 0		NEUTRAL		0- 1		0- 1		5- 7							
0- 7		0- 0		0- 0		NON-CONFERENCE		0- 1		0- 1		0- 5							
0- 0		0- 0		0- 0		HOME		0- 0		0- 0		0- 0							
0- 2		0- 0		0- 0		AWAY		0- 0		0- 0		0- 2							
0- 5		0- 0		0- 0		NEUTRAL		0- 1		0- 1		0- 3							
6- 6		0- 0		0- 0		CONFERENCE		0- 0		0- 0		6- 6							
1- 1		0- 0		0- 0		HOME		0- 0		0- 0		1- 1							
0- 1		0- 0		0- 0		AWAY		0- 0		0- 0		0- 1							
5- 4		0- 0		0- 0		NEUTRAL		0- 0		0- 0		5- 4							
RPI S	Opponent	Score		RPI S	Opponent	Score		RPI S	Opponent	Score		RPI S	Opponent	Score					
								91 N	SFA	0	3	132 N	Tulane	0	3				
												181 N	South Fla.	0	3				
												185 A	Mississippi St.	0	3				
												190 A	McNeese	0	3				
												198 A	Alabama St.	0	3				
												198 N	Alabama St.	0	3				
												294 H	Texas Southern	1	3				
												302 N	N.C. A&T	1	3				
												315 N	Alabama A&M	0	3				
												315 N	Alabama A&M	0	3				
												325 N	Jackson St.	3	1				
												325 N	Jackson St.	3	2				
												327 H	Prairie View	3	0				
												329 N	Savannah St.	2	3				
												331 N	Mississippi Val.	3	2				
												331 N	Mississippi Val.	1	3				
												334 N	Alcorn	3	1				
												334 N	Alcorn	3	0				
				LAST 10 GAMES															
				331 N Mississippi Val.				294 H Texas Southern				1 3							
				334 N Alcorn				327 H Prairie View				3 0							
				315 N Alabama A&M				331 N Mississippi Val.				1 3							
				198 A Alabama St.				315 N Alabama A&M				0 3							
				325 N Jackson St.				334 N Alcorn				3 0							
Non-Div. I Games:		Ark.-Monticello		1	3	Tougaloo		3	1	Mississippi Col.		2	3	Centenary (LA)		3	2		
		Centenary (LA)		3	2	Tex. A&M Int'l		3	0	Dillard		3	1	Southern Ark.		Grambling		3	

Non-Div. I Games:

Mobile

0

3

Jarvis Christian

3

0

Tougaloo

2

3

Grambling

G
r
a
m
b
l
i
n
g

G
r
a
m
b
l
i
n
g

[illegible]

Non-Div. I Games:

Jackson St.

J a c k s o n s t .

Jackson, S. T.

Jackson St.

Average RPI Win: 329		WON-LOST	WINNING	LAST 10	STRENGTH OF		OPP. STRENGTH	TEAM	ADJ	CONF.	ADJ CONF.
Average RPI Loss: 243		RECORD	PCT. RANK	GAMES	SCHEDULE		OF SCHEDULE	RPI	RPI	RPI	RPI
DIV. I ONLY		3- 15	.16667	313	3- 7		331	309	327	.31107	31
DIV. I NON-CONF.		0- 11	0	320	0- 4		297	267	329	.31419	31
TOTALS		RPI 1-25	RPI 26-50		W-L RECORDS		RPI 51-100		RPI 101-150		RPI 150+
3- 15	0- 0	0- 0		OVERALL		0- 0		0- 3		3- 12	
2- 3	0- 0	0- 0		HOME		0- 0		0- 1		2- 2	
1- 6	0- 0	0- 0		AWAY		0- 0		0- 2		1- 4	
0- 6	0- 0	0- 0		NEUTRAL		0- 0		0- 0		0- 6	
0- 11	0- 0	0- 0		NON-CONFERENCE		0- 0		0- 3		0- 8	
0- 2	0- 0	0- 0		HOME		0- 0		0- 1		0- 1	
0- 4	0- 0	0- 0		AWAY		0- 0		0- 2		0- 2	
0- 5	0- 0	0- 0		NEUTRAL		0- 0		0- 0		0- 5	
3- 4	0- 0	0- 0		CONFERENCE		0- 0		0- 0		3- 4	
2- 1	0- 0	0- 0		HOME		0- 0		0- 0		2- 1	
1- 2	0- 0	0- 0		AWAY		0- 0		0- 0		1- 2	
0- 1	0- 0	0- 0		NEUTRAL		0- 0		0- 0		0- 1	
RPI S	Opponent	Score	RPI S	Opponent	Score	RPI S	Opponent	Score	RPI S	Opponent	Score
									147 A	Elon	1 3
									147 H	Elon	0 3
									150 A	East Carolina	0 3
									155 N	Wofford	0 3
									174 A	Campbell	0 3
									253 N	USC Upstate	0 3
									267 A	Florida A&M	0 3
									271 A	Gardner-Webb	2 3
									271 H	Gardner-Webb	1 3
									273 A	Bethune-Cookman	0 3
									301 N	Charleston So.	1 3
									302 H	N.C. A&T	2 3
									304 N	The Citadel	1 3
									305 N	Tennessee Tech	0 3
									328 H	South Carolina St.	3 0
									329 A	Savannah St.	3 0
									329 H	Savannah St.	3 1
									330 N	Norfolk St.	1 3
LAST 10 GAMES											
						329 A	Savannah St.	3 0	147 H	Elon	0 3
						273 A	Bethune-Cookman	0 3	302 H	N.C. A&T	2 3
						267 A	Florida A&M	0 3	150 A	East Carolina	0 3
						329 H	Savannah St.	3 1	271 H	Gardner-Webb	1 3
						328 H	South Carolina St.	3 0	301 N	Charleston So.	1 3

Non-Div. I Games:

N.C. Central

Average RPI Win:	331	WON-LOST	WINNING	LAST 10	STRENGTH OF	OPP. STRENGTH	TEAM	ADJ	CONF.	ADJ CONF.	
Average RPI Loss:	250	RECORD	PCT. RANK	GAMES	SCHEDULE	OF SCHEDULE	RPI	RPI	RPI	RPI	
DIV. I ONLY		4- 17	.19048 305	1- 9	322	334	326	.30475 327	32	32	
DIV. I NON-CONF.		0- 7	0 320	0- 3	151	284	311	.36828 311	32	32	
<hr/>											
TOTALS	RPI 1-25	RPI 26-50			W-L RECORDS		RPI 51-100		RPI 101-150		RPI 150+
4- 17	0- 0	0- 0			OVERALL		0- 0		0- 2		4- 15
0- 4	0- 0	0- 0			HOME		0- 0		0- 1		0- 3
0- 8	0- 0	0- 0			AWAY		0- 0		0- 1		0- 7
4- 5	0- 0	0- 0			NEUTRAL		0- 0		0- 0		4- 5
<hr/>											
0- 7	0- 0	0- 0			NON-CONFERENCE		0- 0		0- 2		0- 5
0- 2	0- 0	0- 0			HOME		0- 0		0- 1		0- 1
0- 5	0- 0	0- 0			AWAY		0- 0		0- 1		0- 4
0- 0	0- 0	0- 0			NEUTRAL		0- 0		0- 0		0- 0
<hr/>											
4- 10	0- 0	0- 0			CONFERENCE		0- 0		0- 0		4- 10
0- 2	0- 0	0- 0			HOME		0- 0		0- 0		0- 2
0- 3	0- 0	0- 0			AWAY		0- 0		0- 0		0- 3
4- 5	0- 0	0- 0			NEUTRAL		0- 0		0- 0		4- 5
<hr/>											
RPI S	Opponent	Score	RPI S	Opponent	Score	RPI S	Opponent	Score	RPI S	Opponent	Score
									123 A	Houston Baptist	0 3
									123 H	Houston Baptist	0 3
									188 A	Sam Houston St.	0 3
									190 A	McNeese	0 3
									190 H	McNeese	0 3
									195 A	Houston	0 3
									198 A	Alabama St.	0 3
									198 N	Alabama St.	0 3
									294 H	Texas Southern	1 3
									309 A	Lamar University	0 3
									315 N	Alabama A&M	0 3
									315 N	Alabama A&M	0 3
									316 A	Southern U.	1 3
									318 H	Ark.-Pine Bluff	1 3
									324 A	Grambling	0 3
									325 N	Jackson St.	3 2
									325 N	Jackson St.	2 3
									331 N	Mississippi Val.	1 3
									331 N	Mississippi Val.	3 1
									334 N	Alcorn	3 0
									334 N	Alcorn	3 1
LAST 10 GAMES											
334 N Alcorn			3 0	123 H Houston Baptist			0 3				
325 N Jackson St.			2 3	190 A McNeese			0 3				
198 A Alabama St.			0 3	188 A Sam Houston St.			0 3				
331 N Mississippi Val.			1 3	318 H Ark.-Pine Bluff			1 3				
315 N Alabama A&M			0 3	294 H Texas Southern			1 3				

Non-Div. I Games:

Prairie View

Average RPI Win: 330		WON-LOST	WINNING	LAST 10	STRENGTH OF		OPP. STRENGTH	TEAM	ADJ	CONF.	ADJ CONF.
Average RPI Loss: 258		RECORD	PCT. RANK	GAMES	SCHEDULE		OF SCHEDULE	RPI	RPI	RPI	RPI
DIV. I ONLY		1- 20	.04762	330	1- 9		311	324	328	.29433	328
DIV. I NON-CONF.		0- 13	0	320	0- 3		272	310	328	.31107	328
TOTALS		RPI 1-25	RPI 26-50		W-L RECORDS		RPI 51-100		RPI 101-150		RPI 150+
1- 20	0- 0	0- 0		OVERALL		0- 1		0- 0		1- 19	
0- 5	0- 0	0- 0		HOME		0- 1		0- 0		0- 4	
0- 9	0- 0	0- 0		AWAY		0- 0		0- 0		0- 9	
1- 6	0- 0	0- 0		NEUTRAL		0- 0		0- 0		1- 6	
0- 13	0- 0	0- 0		NON-CONFERENCE		0- 1		0- 0		0- 12	
0- 2	0- 0	0- 0		HOME		0- 1		0- 0		0- 1	
0- 6	0- 0	0- 0		AWAY		0- 0		0- 0		0- 6	
0- 5	0- 0	0- 0		NEUTRAL		0- 0		0- 0		0- 5	
1- 7	0- 0	0- 0		CONFERENCE		0- 0		0- 0		1- 7	
0- 3	0- 0	0- 0		HOME		0- 0		0- 0		0- 3	
0- 3	0- 0	0- 0		AWAY		0- 0		0- 0		0- 3	
1- 1	0- 0	0- 0		NEUTRAL		0- 0		0- 0		1- 1	
RPI S	Opponent	Score	RPI S	Opponent	Score	RPI S	Opponent	Score	RPI S	Opponent	Score
						60 H	Col. of Charleston	0 3	155 N	Wofford	0 3
									164 A	Charlotte	0 3
									224 N	UMES	0 3
									226 H	Winthrop	1 3
									259 N	Davidson	0 3
									262 A	Georgia St.	0 3
									267 H	Florida A&M	0 3
									273 H	Bethune-Cookman	0 3
									274 N	Troy	0 3
									279 A	Hampton	0 3
									280 N	Middle Tenn.	0 3
									290 A	Ga. Southern	0 3
									293 N	Southern Utah	0 3
									295 A	Morehead St.	0 3
									301 A	Charleston So.	0 3
									302 A	N.C. A&T	0 3
									304 A	The Citadel	0 3
									326 A	N.C. Central	0 3
									329 H	Savannah St.	2 3
									330 N	Norfolk St.	3 2
LAST 10 GAMES											
						329 H	Savannah St.	2 3	273 H	Bethune-Cookman	0 3
						304 A	The Citadel	0 3	267 H	Florida A&M	0 3
						302 A	N.C. A&T	0 3	290 A	Ga. Southern	0 3
						326 A	N.C. Central	0 3	330 N	Norfolk St.	3 2
						226 H	Winthrop	1 3	224 N	UMES	0 3

Non-Div. I Games:

South Carolina St.

Average RPI Win: 322		WON-LOST RECORD		WINNING PCT. RANK		LAST 10 GAMES		STRENGTH OF SCHEDULE		OPP. STRENGTH OF SCHEDULE		TEAM RPI		ADJ RPI		CONF. RPI		ADJ CONF. RPI	
Average RPI Loss: 264																			
DIV. I ONLY		3- 19		.13636 322		1- 9		329		325		329		.294 329		31		31	
DIV. I NON-CONF.		2- 11		.15385 303		0- 2		314		309		321		.33302 321		31		31	
TOTALS		RPI 1-25		RPI 26-50		W-L RECORDS		RPI 51-100		RPI 101-150		RPI 150+							
3- 19		0- 0		0- 0		OVERALL		0- 1		0- 0		3- 18							
0- 4		0- 0		0- 0		HOME		0- 0		0- 0		0- 4							
1- 9		0- 0		0- 0		AWAY		0- 1		0- 0		1- 8							
2- 6		0- 0		0- 0		NEUTRAL		0- 0		0- 0		2- 6							
2- 11		0- 0		0- 0		NON-CONFERENCE		0- 1		0- 0		2- 10							
0- 1		0- 0		0- 0		HOME		0- 0		0- 0		0- 1							
0- 6		0- 0		0- 0		AWAY		0- 1		0- 0		0- 5							
2- 4		0- 0		0- 0		NEUTRAL		0- 0		0- 0		2- 4							
1- 8		0- 0		0- 0		CONFERENCE		0- 0		0- 0		1- 8							
0- 3		0- 0		0- 0		HOME		0- 0		0- 0		0- 3							
1- 3		0- 0		0- 0		AWAY		0- 0		0- 0		1- 3							
0- 2		0- 0		0- 0		NEUTRAL		0- 0		0- 0		0- 2							
RPI	S	Opponent		Score		RPI	S	Opponent		Score		RPI	S	Opponent		Score			

Non-Div. I Games:

Savannah St.

Average RPI Win:	324	WON-LOST	WINNING	LAST 10	STRENGTH OF	OPP. STRENGTH	TEAM	ADJ	CONF.	ADJ CONF.	
Average RPI Loss:	265	RECORD	PCT. RANK	GAMES	SCHEDULE	OF SCHEDULE	RPI	RPI	RPI	RPI	
DIV. I ONLY	3- 18	.14286	321	0- 10	333	323	331	.28413	330	31	31
DIV. I NON-CONF.	1- 9	.1	311	0- 1	270	306	318	.34475	318	31	31
<hr/>											
TOTALS	RPI 1-25	RPI 26-50		W-L RECORDS		RPI 51-100		RPI 101-150		RPI 150+	
3- 18	0- 0	0- 0		OVERALL		0- 0		0- 1		3- 17	
1- 4	0- 0	0- 0		HOME		0- 0		0- 0		1- 4	
1- 7	0- 0	0- 0		AWAY		0- 0		0- 1		1- 6	
1- 7	0- 0	0- 0		NEUTRAL		0- 0		0- 0		1- 7	
1- 9	0- 0	0- 0		NON-CONFERENCE		0- 0		0- 1		1- 8	
0- 0	0- 0	0- 0		HOME		0- 0		0- 0		0- 0	
1- 4	0- 0	0- 0		AWAY		0- 0		0- 1		1- 3	
0- 5	0- 0	0- 0		NEUTRAL		0- 0		0- 0		0- 5	
2- 9	0- 0	0- 0		CONFERENCE		0- 0		0- 0		2- 9	
1- 4	0- 0	0- 0		HOME		0- 0		0- 0		1- 4	
0- 3	0- 0	0- 0		AWAY		0- 0		0- 0		0- 3	
1- 2	0- 0	0- 0		NEUTRAL		0- 0		0- 0		1- 2	
RPI S	Opponent	Score	RPI S	Opponent	Score	RPI S	Opponent	Score	RPI S	Opponent	Score
							147 A Elon	0 3			
							160 N Central Conn. St.	0 3			
							165 A Lehigh	0 3			
							224 A UMES	0 3			
							245 N Bucknell	1 3			
							249 A Howard	0 3			
							252 A Saint Francis (PA)	0 3			
							252 N Saint Francis (PA)	0 3			
							279 H Hampton	0 3			
							291 A William & Mary	0 3			
							295 N Morehead St.	0 3			
							301 N Charleston So.	1 3			
							302 N N.C. A&T	0 3			
							317 A Lafayette	3 1			
							319 H Coppin St.	1 3			
							320 H Morgan St.	2 3			
							322 A Delaware St.	2 3			
							322 H Delaware St.	1 3			
							326 N N.C. Central	3 1			
							328 N South Carolina St.	2 3			
							329 H Savannah St.	3 2			
LAST 10 GAMES											
							322 H Delaware St.	1 3			
							279 H Hampton	0 3			
							249 A Howard	0 3			
							291 A William & Mary	0 3			
							322 A Delaware St.	2 3			
							224 A UMES	0 3			
							320 H Morgan St.	2 3			
							319 H Coppin St.	1 3			
							328 N South Carolina St.	2 3			
							302 N N.C. A&T	0 3			

Non-Div. I Games:

Norfolk St.

Average RPI Win:	325	WON-LOST RECORD	WINNING PCT. RANK	LAST 10 GAMES		STRENGTH OF SCHEDULE	OPP. STRENGTH OF SCHEDULE	TEAM RPI	ADJ RPI	CONF. RPI	ADJ CONF. RPI
Average RPI Loss:	276										
DIV. I ONLY		4- 21	.16 316	3- 6		330	332	330	.2774	331	32 32
DIV. I NON-CONF.		0- 11	0 320	0- 0		302	316	331	.29758	331	32 32
<hr/>											
TOTALS	RPI 1-25		RPI 26-50	W-L RECORDS		RPI 51-100			RPI 101-150		RPI 150+
4- 21	0- 0		0- 0	OVERALL		0- 0			0- 1		4- 20
1- 1	0- 0		0- 0	HOME		0- 0			0- 0		1- 1
1- 7	0- 0		0- 0	AWAY		0- 0			0- 0		1- 7
2- 13	0- 0		0- 0	NEUTRAL		0- 0			0- 1		2- 12
0- 11	0- 0		0- 0	NON-CONFERENCE		0- 0			0- 1		0- 10
0- 0	0- 0		0- 0	HOME		0- 0			0- 0		0- 0
0- 4	0- 0		0- 0	AWAY		0- 0			0- 0		0- 4
0- 7	0- 0		0- 0	NEUTRAL		0- 0			0- 1		0- 6
4- 10	0- 0		0- 0	CONFERENCE		0- 0			0- 0		4- 10
1- 1	0- 0		0- 0	HOME		0- 0			0- 0		1- 1
1- 3	0- 0		0- 0	AWAY		0- 0			0- 0		1- 3
2- 6	0- 0		0- 0	NEUTRAL		0- 0			0- 0		2- 6
RPI S	Opponent	Score	RPI S	Opponent	Score	RPI S	Opponent	Score	RPI S	Opponent	Score
									123 N	Houston Baptist	0 3
									184 A	Louisiana	0 3
									198 A	Alabama St.	0 3
									236 A	Jacksonville St.	0 3
									236 N	Jacksonville St.	0 3
									237 N	Western Caro.	0 3
									240 A	UAB	0 3
									277 N	New Orleans	0 3
									294 A	Texas Southern	0 3
									294 N	Texas Southern	0 3
									302 N	N.C. A&T	0 3
									310 A	Nicholls St.	0 3
									310 N	Nicholls St.	1 3
									311 N	La.-Monroe	0 3
									315 A	Alabama A&M	0 3
									316 H	Southern U.	3 1
									316 N	Southern U.	1 3
									318 N	Ark.-Pine Bluff	0 3
									318 N	Ark.-Pine Bluff	0 3
									324 N	Grambling	2 3
									324 N	Grambling	3 1
				LAST 10 GAMES					325 H	Jackson St.	2 3
				324 N Grambling	2 3				327 N	Prairie View	3 1
				294 N Texas Southern	0 3				327 N	Prairie View	1 3
				316 H Southern U.	3 1				334 A	Alcorn	3 0
				327 N Prairie View	3 1						
				318 N Ark.-Pine Bluff	0 3						
Non-Div. I Games:	Ark.-Monticello	0 3	Ark.-Monticello	1 3		Dillard	3 0		Crowley's Ridge	3 0	Mississippi Val.

Average RPI Win: 333		WON-LOST	WINNING	LAST 10	STRENGTH OF	OPP. STRENGTH	TEAM	ADJ	CONF.	ADJ CONF.	
Average RPI Loss: 271		RECORD	PCT. RANK	GAMES	SCHEDULE	OF SCHEDULE	RPI	RPI	RPI	RPI	
DIV. I ONLY		1- 23	.04167 332	1- 9	327	326	332	.26321 332	30	30	
DIV. I NON-CONF.		0- 13	0 320	0- 1	331	325	334	.25273 334	30	30	
<hr/>											
TOTALS		RPI 1-25	RPI 26-50		W-L RECORDS		RPI 51-100		RPI 101-150		RPI 150+
1- 23		0- 0	0- 0		OVERALL		0- 0		0- 0		1- 23
1- 7		0- 0	0- 0		HOME		0- 0		0- 0		1- 7
0- 10		0- 0	0- 0		AWAY		0- 0		0- 0		0- 10
0- 6		0- 0	0- 0		NEUTRAL		0- 0		0- 0		0- 6
0- 13		0- 0	0- 0		NON-CONFERENCE		0- 0		0- 0		0- 13
0- 2		0- 0	0- 0		HOME		0- 0		0- 0		0- 2
0- 5		0- 0	0- 0		AWAY		0- 0		0- 0		0- 5
0- 6		0- 0	0- 0		NEUTRAL		0- 0		0- 0		0- 6
1- 10		0- 0	0- 0		CONFERENCE		0- 0		0- 0		1- 10
1- 5		0- 0	0- 0		HOME		0- 0		0- 0		1- 5
0- 5		0- 0	0- 0		AWAY		0- 0		0- 0		0- 5
0- 0		0- 0	0- 0		NEUTRAL		0- 0		0- 0		0- 0
RPI	S	Opponent	Score	RPI	S	Opponent	Score	RPI	S	Opponent	Score
								170	N	Stony Brook	0 3
								178	A	Bryant	0 3
								191	A	Fairfield	0 3
								191	H	Fairfield	0 3
								206	H	Niagara	0 3
								235	H	Fordham	0 3
								264	A	Marist	0 3
								269	N	Evansville	0 3
								278	N	Brown	0 3
								278	N	Brown	0 3
								285	N	Chicago St.	0 3
								287	A	Iona	0 3
								288	H	Rider	0 3
								296	A	Western Ill.	2 3
								306	H	Canisius	1 3
								307	H	NJIT	1 3
								308	A	St. Francis Brooklyn	1 3
								312	A	Holy Cross	0 3
								313	A	Quinnipiac	1 3
								313	H	Quinnipiac	0 3
								321	A	Fairleigh Dickinson	0 3
								321	N	Fairleigh Dickinson	1 3
								323	A	Siena	2 3
								333	H	Saint Peter's	3 0
				LAST 10 GAMES							
				313	A	Quinnipiac	1 3	306	H	Canisius	1 3
				191	A	Fairfield	0 3	206	H	Niagara	0 3
				321	A	Fairleigh Dickinson	0 3	323	A	Siena	2 3
				288	H	Rider	0 3	264	A	Marist	0 3
				333	H	Saint Peter's	3 0	287	A	Iona	0 3

Non-Div. I Games:

Manhattan

Average RPI Win:	0	WON-LOST	WINNING	LAST 10	STRENGTH OF	OPP. STRENGTH	TEAM	ADJ	CONF.	ADJ CONF.		
Average RPI Loss:	276	RECORD	PCT. RANK	GAMES	SCHEDULE	OF SCHEDULE	RPI	RPI	RPI	RPI		
DIV. I ONLY		0- 23	0 333	0- 10	316	329	333	.25864	333	30	30	
DIV. I NON-CONF.		0- 11	0 320	0- 1	322	332	333	.27136	332	30	30	
<hr/>												
TOTALS	RPI 1-25	RPI 26-50		W-L RECORDS		RPI 51-100		RPI 101-150		RPI 150+		
0- 23	0- 0	0- 0		OVERALL		0- 0		0- 0		0- 23		
0- 9	0- 0	0- 0		HOME		0- 0		0- 0		0- 9		
0- 10	0- 0	0- 0		AWAY		0- 0		0- 0		0- 10		
0- 4	0- 0	0- 0		NEUTRAL		0- 0		0- 0		0- 4		
<hr/>												
0- 11	0- 0	0- 0		NON-CONFERENCE		0- 0		0- 0		0- 11		
0- 3	0- 0	0- 0		HOME		0- 0		0- 0		0- 3		
0- 4	0- 0	0- 0		AWAY		0- 0		0- 0		0- 4		
0- 4	0- 0	0- 0		NEUTRAL		0- 0		0- 0		0- 4		
<hr/>												
0- 12	0- 0	0- 0		CONFERENCE		0- 0		0- 0		0- 12		
0- 6	0- 0	0- 0		HOME		0- 0		0- 0		0- 6		
0- 6	0- 0	0- 0		AWAY		0- 0		0- 0		0- 6		
0- 0	0- 0	0- 0		NEUTRAL		0- 0		0- 0		0- 0		
<hr/>												
RPI S	Opponent	Score	RPI S	Opponent	Score	RPI S	Opponent	Score	RPI S	Opponent	Score	
									165 A	Lehigh	0	3
									191 A	Fairfield	0	3
									206 A	Niagara	0	3
									206 H	Niagara	0	3
									224 N	UMES	1	3
									235 A	Fordham	0	3
									245 A	Bucknell	0	3
									264 H	Marist	0	3
									287 A	Iona	0	3
									287 H	Iona	0	3
									288 H	Rider	0	3
									300 N	UMass Lowell	0	3
									306 A	Canisius	0	3
									306 H	Canisius	0	3
									307 H	NJIT	0	3
									307 N	NJIT	1	3
									308 A	St. Francis Brooklyn	0	3
									308 H	St. Francis Brooklyn	0	3
									313 A	Quinnipiac	0	3
									317 N	Lafayette	0	3
321 H	Fairleigh Dickinson	0	3									
			LAST 10 GAMES			323 H	Siena	2	3			
						332 A	Manhattan	0	3			
						206 A	Niagara	0	3			
						306 A	Canisius	0	3			
						287 A	Iona	0	3			
						332 A	Manhattan	0	3			
323 H	Siena	2	3									
			LAST 10 GAMES			264 H	Marist	0	3			
						288 H	Rider	0	3			
						307 H	NJIT	0	3			
						191 A	Fairfield	0	3			
						313 A	Quinnipiac	0	3			

Non-Div. I Games:

Saint Peter's

Average RPI Win: 0		WON-LOST RECORD		WINNING PCT. RANK		LAST 10 GAMES		STRENGTH OF SCHEDULE		OPP. STRENGTH OF SCHEDULE		TEAM RPI		ADJ RPI		CONF. RPI		ADJ CONF. RPI	
Average RPI Loss: 289																			
DIV. I ONLY		0- 26		0 333		0- 6		334		331		334		.19923 334		32		32	
DIV. I NON-CONF.		0- 12		0 320		0- 0		320		322		332		.26458 333		32		32	
TOTALS		RPI 1-25		RPI 26-50		W-L RECORDS		RPI 51-100		RPI 101-150		RPI 150+							
0- 26		0- 0		0- 0		OVERALL		0- 0		0- 0		0- 26							
0- 4		0- 0		0- 0		HOME		0- 0		0- 0		0- 4							
0- 7		0- 0		0- 0		AWAY		0- 0		0- 0		0- 7							
0- 15		0- 0		0- 0		NEUTRAL		0- 0		0- 0		0- 15							
0- 12		0- 0		0- 0		NON-CONFERENCE		0- 0		0- 0		0- 12							
0- 2		0- 0		0- 0		HOME		0- 0		0- 0		0- 2							
0- 4		0- 0		0- 0		AWAY		0- 0		0- 0		0- 4							
0- 6		0- 0		0- 0		NEUTRAL		0- 0		0- 0		0- 6							
0- 14		0- 0		0- 0		CONFERENCE		0- 0		0- 0		0- 14							
0- 2		0- 0		0- 0		HOME		0- 0		0- 0		0- 2							
0- 3		0- 0		0- 0		AWAY		0- 0		0- 0		0- 3							
0- 9		0- 0		0- 0		NEUTRAL		0- 0		0- 0		0- 9							
RPI S	Opponent	Score		RPI S	Opponent	Score		RPI S	Opponent	Score		RPI S	Opponent	Score					

Non-Div. I Games:

Millsaps

1

3

Williams Baptist

0

3

Loyola (LA)

1

3

Alcorn

A
l
c
o
r
n

A
l
c
o
r
n