

Average RPI Win:	46	WON-LOST RECORD	WINNING PCT. RANK	LAST 10 GAMES	STRENGTH OF SCHEDULE	OPP. STRENGTH OF SCHEDULE	TEAM RPI	ADJ RPI	CONF. RPI	ADJ CONF. RPI						
DIV. I ONLY		24-0	1	1	10-0	4	1	1	.78051	1	1	1				
DIV. I NON-CONF.		10-0	1	1	0-0	9	2	2	.75318	2	1	1				
<hr/>																
TOTALS	RPI 1-25	RPI 26-50		W-L RECORDS		RPI 51-100		RPI 101-150		RPI 150+						
24-0	10-0	10-0		OVERALL		1-0		1-0		2-0						
13-0	6-0	4-0		HOME		1-0		1-0		1-0						
9-0	4-0	5-0		AWAY		0-0		0-0		0-0						
2-0	0-0	1-0		NEUTRAL		0-0		0-0		1-0						
<hr/>																
10-0	4-0	4-0		NON-CONFERENCE		0-0		0-0		2-0						
5-0	2-0	2-0		HOME		0-0		0-0		1-0						
3-0	2-0	1-0		AWAY		0-0		0-0		0-0						
2-0	0-0	1-0		NEUTRAL		0-0		0-0		1-0						
<hr/>																
14-0	6-0	6-0		CONFERENCE		1-0		1-0		0-0						
8-0	4-0	2-0		HOME		1-0		1-0		0-0						
6-0	2-0	4-0		AWAY		0-0		0-0		0-0						
0-0	0-0	0-0		NEUTRAL		0-0		0-0		0-0						
<hr/>																
RPI	S	Opponent	Score		RPI	S	Opponent	Score		RPI	S	Opponent	Score			
8	A	Oregon	3	0	27	H	Duke	3	1	99	H	Washington St.	3	0		
8	H	Oregon	3	1	29	A	Colorado	3	2			107	H	California	3	0
9	H	Illinois	3	2	32	A	Arizona St.	3	1			180	H	Penn	3	0
10	H	Penn St.	3	2	32	H	Arizona St.	3	2			228	N	Eastern Wash.	3	0
11	A	Nebraska	3	0	36	A	Oregon St.	3	1							
14	H	Southern California	3	1	36	H	Oregon St.	3	0							
17	H	UCLA	3	1	37	H	Santa Clara	3	0							
18	A	Iowa St.	3	0	38	N	CSUN	3	0							
19	A	Arizona	3	1	40	A	San Diego	3	1							
19	H	Arizona	3	2	47	A	Utah	3	1							
					LAST 10 GAMES											
					19 H Arizona					17 H UCLA						
					32 H Arizona St.					47 A Utah						
					8 A Oregon					29 A Colorado						
					36 A Oregon St.					32 A Arizona St.						
					14 H Southern California					19 A Arizona						

Non-Div. I Games:

Stanford

Average RPI Win:		74	WON-LOST RECORD		WINNING PCT. RANK		LAST 10 GAMES		STRENGTH OF SCHEDULE		OPP. STRENGTH OF SCHEDULE		TEAM RPI		ADJ RPI		CONF. RPI		ADJ CONF. RPI				
DIV. I ONLY			24-0		1 1		10-0		6		20		2		.75097		2 4		4				
DIV. I NON-CONF.			12-0		1 1		1-0		5		8		1		.76646		1 4		4				
TOTALS		RPI 1-25		RPI 26-50		W-L RECORDS		RPI 51-100		RPI 101-150		RPI 150+											
24-0		8-0		2-0		OVERALL		7-0		5-0		2-0											
11-0		3-0		0-0		HOME		3-0		3-0		2-0											
12-0		4-0		2-0		AWAY		4-0		2-0		0-0											
1-0		1-0		0-0		NEUTRAL		0-0		0-0		0-0											
12-0		7-0		0-0		NON-CONFERENCE		1-0		3-0		1-0											
6-0		2-0		0-0		HOME		0-0		3-0		1-0											
5-0		4-0		0-0		AWAY		1-0		0-0		0-0											
1-0		1-0		0-0		NEUTRAL		0-0		0-0		0-0											
12-0		1-0		2-0		CONFERENCE		6-0		2-0		1-0											
5-0		1-0		0-0		HOME		3-0		0-0		1-0											
7-0		0-0		2-0		AWAY		3-0		2-0		0-0											
0-0		0-0		0-0		NEUTRAL		0-0		0-0		0-0											
RPI	S	Opponent		Score		RPI	S	Opponent		Score		RPI	S	Opponent		Score		RPI	S	Opponent		Score	
6	H	North Carolina		3 0		34	A	Miami (FL)		3 2		51	H	Virginia		3 1		110	H	Auburn		3 2	
7	H	Florida		3 2		48	A	Pittsburgh		3 2		62	H	Virginia Tech		3 1		115	H	Central Ark.		3 0	
11	A	Nebraska		3 1								77	A	American		3 2		125	A	Georgia Tech		3 0	
15	A	Texas A&M		3 1								86	A	Louisville		3 1		148	A	Wake Forest		3 1	
15	A	Texas A&M		3 0								91	A	North Carolina St.		3 1		149	H	Samford		3 0	
18	A	Iowa St.		3 0								91	H	North Carolina St.		3 0		174	H	Notre Dame		3 0	
21	H	LSU		3 1								96	A	Clemson		3 2		197	H	Florida A&M		3 0	
23	N	Marquette		3 2																			
						LAST 10 GAMES																	
						51 H Virginia						62 H Virginia Tech											
						96 A Clemson						197 H Florida A&M											
						91 A North Carolina St.						91 H North Carolina St.											
						148 A Wake Forest						86 A Louisville											
						48 A Pittsburgh						34 A Miami (FL)											

Non-Div. I Games:

Florida St.

Average RPI Win:	75	WON-LOST	WINNING	LAST 10	STRENGTH OF	OPP. STRENGTH	TEAM	ADJ	CONF.	ADJ CONF.	
Average RPI Loss:	0	RECORD	PCT. RANK	GAMES	SCHEDULE	OF SCHEDULE	RPI	RPI	RPI	RPI	
DIV. I ONLY		25- 0	1 1	10- 0	19	9	4	.74287	3	1	1
DIV. I NON-CONF.		11- 0	1 1	0- 0	54	64	9	.68525	9	1	1
<hr/>											
TOTALS	RPI 1-25	RPI 26-50		W-L RECORDS		RPI 51-100		RPI 101-150		RPI 150+	
25- 0	9- 0	5- 0		OVERALL		3- 0		4- 0		4- 0	
12- 0	4- 0	3- 0		HOME		2- 0		2- 0		1- 0	
9- 0	5- 0	2- 0		AWAY		0- 0		2- 0		0- 0	
4- 0	0- 0	0- 0		NEUTRAL		1- 0		0- 0		3- 0	
<hr/>											
11- 0	2- 0	0- 0		NON-CONFERENCE		2- 0		3- 0		4- 0	
5- 0	1- 0	0- 0		HOME		1- 0		2- 0		1- 0	
2- 0	1- 0	0- 0		AWAY		0- 0		1- 0		0- 0	
4- 0	0- 0	0- 0		NEUTRAL		1- 0		0- 0		3- 0	
<hr/>											
14- 0	7- 0	5- 0		CONFERENCE		1- 0		1- 0		0- 0	
7- 0	3- 0	3- 0		HOME		1- 0		0- 0		0- 0	
7- 0	4- 0	2- 0		AWAY		0- 0		1- 0		0- 0	
0- 0	0- 0	0- 0		NEUTRAL		0- 0		0- 0		0- 0	
<hr/>											
RPI S	Opponent	Score	RPI S	Opponent	Score	RPI S	Opponent	Score	RPI S	Opponent	Score
5 H	Wisconsin	3 2	29 H	Colorado	3 0	55 H	UNLV	3 0	107 A	California	3 2
8 A	Oregon	3 1	32 A	Arizona St.	3 0	72 N	Gonzaga	3 2	133 A	Boise St.	3 0
8 H	Oregon	3 0	36 A	Oregon St.	3 1	99 H	Washington St.	3 0	141 H	UC Davis	3 0
14 A	Southern California	3 0	36 H	Oregon St.	3 0				143 H	Maryland	3 0
14 H	Southern California	3 0	47 H	Utah	3 0				164 H	Seattle	3 0
17 A	UCLA	3 0							191 N	Utah Valley	3 0
17 H	UCLA	3 2							209 N	Portland St.	3 0
19 A	Arizona	3 1							252 N	UMBC	3 0
22 A	BYU	3 2									
<hr/>											
			LAST 10 GAMES								
			36 H Oregon St.			47 H Utah			3 0		
			8 H Oregon			19 A Arizona			3 1		
			17 A UCLA			32 A Arizona St.			3 0		
			14 A Southern California			8 A Oregon			3 1		
			29 H Colorado			36 A Oregon St.			3 1		

Non-Div. I Games:

Washington

Average RPI Win:	69	WON-LOST RECORD	WINNING PCT. RANK	LAST 10 GAMES	STRENGTH OF SCHEDULE	OPP. STRENGTH OF SCHEDULE	TEAM RPI	ADJ RPI	CONF. RPI	ADJ CONF. RPI		
DIV. I ONLY		18- 1	.94737	4	9- 1	5	7	3	.74148	4	2	2
DIV. I NON-CONF.		8- 0	1	1	0- 0	23	13	3	.71979	3	3	3

TOTALS	RPI 1-25	RPI 26-50		W-L RECORDS		RPI 51-100		RPI 101-150		RPI 150+		
18- 1	8- 1	1- 0		OVERALL		4- 0		2- 0		3- 0		
8- 1	3- 1	1- 0		HOME		2- 0		1- 0		1- 0		
8- 0	5- 0	0- 0		AWAY		2- 0		1- 0		0- 0		
2- 0	0- 0	0- 0		NEUTRAL		0- 0		0- 0		2- 0		
8- 0	3- 0	1- 0		NON-CONFERENCE		1- 0		0- 0		3- 0		
3- 0	1- 0	1- 0		HOME		0- 0		0- 0		1- 0		
3- 0	2- 0	0- 0		AWAY		1- 0		0- 0		0- 0		
2- 0	0- 0	0- 0		NEUTRAL		0- 0		0- 0		2- 0		
10- 1	5- 1	0- 0		CONFERENCE		3- 0		2- 0		0- 0		
5- 1	2- 1	0- 0		HOME		2- 0		1- 0		0- 0		
5- 0	3- 0	0- 0		AWAY		1- 0		1- 0		0- 0		
0- 0	0- 0	0- 0		NEUTRAL		0- 0		0- 0		0- 0		

RPI S	Opponent	Score		RPI S	Opponent	Score		RPI S	Opponent	Score		
7 A	Florida	3	1	35 H	UCF	3	0	58 H	Baylor	3	0	
11 A	Nebraska	3	2					69 A	New Mexico	3	0	
16 A	Kansas St.	3	0					81 H	TCU	3	0	
16 H	Kansas St.	3	1					90 A	West Virginia	3	2	
18 A	Iowa St.	3	1									
18 H	Iowa St.	3	0									
19 H	Arizona	3	0									
20 A	Kansas	3	1									
24 H	Oklahoma	0	3									
				LAST 10 GAMES								
				16 H	Kansas St.	3	1	16 A	Kansas St.	3	0	
				106 A	Texas Tech	3	0	106 H	Texas Tech	3	0	
				18 A	Iowa St.	3	1	58 H	Baylor	3	0	
				24 H	Oklahoma	0	3	20 A	Kansas	3	1	
				81 H	TCU	3	0	18 H	Iowa St.	3	0	

Non-Div. I Games:

Texas

Average RPI Win:	76	WON-LOST	WINNING	LAST 10	STRENGTH OF	OPP. STRENGTH	TEAM	ADJ	CONF.	ADJ CONF.					
Average RPI Loss:	7	RECORD	PCT. RANK	GAMES	SCHEDULE	OF SCHEDULE	RPI	RPI	RPI	RPI					
DIV. I ONLY		22- 2	.91667	6	10- 0	16	13	5	.7071	5	3	3			
DIV. I NON-CONF.		9- 1	.9	23	0- 0	12	15	4	.70233	5	2	2			
<hr/>															
TOTALS	RPI 1-25	RPI 26-50		W-L RECORDS		RPI 51-100		RPI 101-150		RPI 150+					
22- 2	5- 2	4- 0		OVERALL		6- 0		4- 0		3- 0					
9- 1	2- 1	1- 0		HOME		3- 0		2- 0		1- 0					
9- 1	2- 1	3- 0		AWAY		2- 0		2- 0		0- 0					
4- 0	1- 0	0- 0		NEUTRAL		1- 0		0- 0		2- 0					
<hr/>															
9- 1	2- 1	1- 0		NON-CONFERENCE		2- 0		2- 0		2- 0					
3- 0	0- 0	1- 0		HOME		1- 0		1- 0		0- 0					
2- 1	1- 1	0- 0		AWAY		0- 0		1- 0		0- 0					
4- 0	1- 0	0- 0		NEUTRAL		1- 0		0- 0		2- 0					
<hr/>															
13- 1	3- 1	3- 0		CONFERENCE		4- 0		2- 0		1- 0					
6- 1	2- 1	0- 0		HOME		2- 0		1- 0		1- 0					
7- 0	1- 0	3- 0		AWAY		2- 0		1- 0		0- 0					
0- 0	0- 0	0- 0		NEUTRAL		0- 0		0- 0		0- 0					
<hr/>															
RPI S	Opponent	Score		RPI S	Opponent	Score		RPI S	Opponent	Score		RPI S	Opponent	Score	
3 A	Washington	2	3	34 H	Miami (FL)	3	0	52 A	Michigan	3	2	102 A	Northern Colo.	3	1
9 A	Illinois	3	1	46 A	Purdue	3	0	53 A	Minnesota	3	0	105 A	Indiana	3	0
10 H	Penn St.	0	3	49 A	Northwestern	3	0	53 H	Minnesota	3	0	116 H	Ball St.	3	0
11 H	Nebraska	3	0	50 A	Michigan St.	3	0	82 H	Iowa	3	0	143 H	Maryland	3	0
12 A	Colorado St.	3	0					83 H	Missouri St.	3	1	174 N	Notre Dame	3	0
14 N	Southern California	3	1					86 N	Louisville	3	0	175 H	Rutgers	3	0
25 H	Ohio St.	3	0									197 N	Florida A&M	3	1
<hr/>															
				LAST 10 GAMES											
				50 A Michigan St.				3	0	82 H Iowa				3	0
				52 A Michigan				3	2	53 H Minnesota				3	0
				105 A Indiana				3	0	53 A Minnesota				3	0
				46 A Purdue				3	0	143 H Maryland				3	0
				11 H Nebraska				3	0	175 H Rutgers				3	0

Non-Div. I Games:

Wisconsin

Average RPI Win:		81	WON-LOST RECORD		WINNING PCT. RANK		LAST 10 GAMES		STRENGTH OF SCHEDULE		OPP. STRENGTH OF SCHEDULE		TEAM RPI		ADJ RPI		CONF. RPI		ADJ CONF. RPI					
Average RPI Loss:		6																						
DIV. I ONLY			20- 2		.90909		7		10- 0		22		11		6		.70169		6		4		4	
DIV. I NON-CONF.			9- 1		.9		23		0- 0		27		6		8		.69466		6		4		4	
TOTALS		RPI 1-25		RPI 26-50		W-L RECORDS		RPI 51-100		RPI 101-150		RPI 150+												
20- 2		2- 2		5- 0		OVERALL		7- 0		4- 0		2- 0												
10- 0		2- 0		1- 0		HOME		4- 0		1- 0		2- 0												
8- 2		0- 2		3- 0		AWAY		3- 0		2- 0		0- 0												
2- 0		0- 0		1- 0		NEUTRAL		0- 0		1- 0		0- 0												
9- 1		2- 1		2- 0		NON-CONFERENCE		3- 0		1- 0		1- 0												
5- 0		2- 0		0- 0		HOME		2- 0		0- 0		1- 0												
2- 1		0- 1		1- 0		AWAY		1- 0		0- 0		0- 0												
2- 0		0- 0		1- 0		NEUTRAL		0- 0		1- 0		0- 0												
11- 1		0- 1		3- 0		CONFERENCE		4- 0		3- 0		1- 0												
5- 0		0- 0		1- 0		HOME		2- 0		1- 0		1- 0												
6- 1		0- 1		2- 0		AWAY		2- 0		2- 0		0- 0												
0- 0		0- 0		0- 0		NEUTRAL		0- 0		0- 0		0- 0												
RPI	S	Opponent		Score		RPI	S	Opponent		Score		RPI	S	Opponent		Score								
2	A	Florida St.		0	3	26	N	Long Beach St.		3	0	51	H	Virginia		3	0							
9	A	Illinois		0	3	27	A	Duke		3	0	52	A	Michigan		3	0							
13	H	Kentucky		3	2	34	H	Miami (FL)		3	0	62	H	Virginia Tech		3	0							
24	H	Oklahoma		3	1	48	A	Pittsburgh		3	2	67	H	VCU		3	0							
						50	A	Michigan St.		3	0	90	H	West Virginia		3	0							
												91	A	North Carolina St.		3	0							
												96	A	Clemson		3	0							
						LAST 10 GAMES																		
						62	H	Virginia Tech		3	0	27	A	Duke		3	0							
						117	A	Boston College		3	0	91	A	North Carolina St.		3	0							
						34	H	Miami (FL)		3	0	51	H	Virginia		3	0							
						125	A	Georgia Tech		3	2	96	A	Clemson		3	0							
						117	H	Boston College		3	0	48	A	Pittsburgh		3	2							

Non-Div. I Games:

North Carolina

Average RPI Win: 102		WON-LOST	WINNING	LAST 10	STRENGTH OF		OPP. STRENGTH	TEAM	ADJ	CONF.	ADJ CONF.
Average RPI Loss: 10		RECORD	PCT. RANK	GAMES	SCHEDULE		OF SCHEDULE	RPI	RPI	RPI	RPI
DIV. I ONLY		19- 3	.86364	9	29		18	7	.6822	7	5
DIV. I NON-CONF.		6- 3	.66667	88	3		1	11	.68407	10	5
TOTALS		RPI 1-25	RPI 26-50		W-L RECORDS		RPI 51-100		RPI 101-150		RPI 150+
19- 3		4- 3	3- 0		OVERALL		3- 0		5- 0		4- 0
11- 2		2- 2	2- 0		HOME		2- 0		3- 0		2- 0
7- 1		2- 1	0- 0		AWAY		1- 0		2- 0		2- 0
1- 0		0- 0	1- 0		NEUTRAL		0- 0		0- 0		0- 0
6- 3		2- 3	2- 0		NON-CONFERENCE		0- 0		1- 0		1- 0
4- 2		1- 2	1- 0		HOME		0- 0		1- 0		1- 0
1- 1		1- 1	0- 0		AWAY		0- 0		0- 0		0- 0
1- 0		0- 0	1- 0		NEUTRAL		0- 0		0- 0		0- 0
13- 0		2- 0	1- 0		CONFERENCE		3- 0		4- 0		3- 0
7- 0		1- 0	1- 0		HOME		2- 0		2- 0		1- 0
6- 0		1- 0	0- 0		AWAY		1- 0		2- 0		2- 0
0- 0		0- 0	0- 0		NEUTRAL		0- 0		0- 0		0- 0
RPI S	Opponent	Score	RPI S	Opponent	Score	RPI S	Opponent	Score	RPI S	Opponent	Score
2 A	Florida St.	2 3	28 H	Alabama	3 0	68 H	Ole Miss	3 0	108 H	Missouri	3 0
4 H	Texas	1 3	35 H	UCF	3 1	79 H	Arkansas	3 0	110 A	Auburn	3 0
14 A	Southern California	3 0	40 N	San Diego	3 0	89 A	South Carolina	3 1	123 A	Georgia	3 0
15 H	Texas A&M	3 0							123 H	Georgia	3 0
21 A	LSU	3 1							145 H	Idaho	3 0
23 H	Marquette	2 3							208 A	Tennessee	3 0
24 H	Oklahoma	3 2							210 H	Ga. Southern	3 0
									245 A	Mississippi St.	3 0
									245 H	Mississippi St.	3 0
LAST 10 GAMES											
			28 H	Alabama	3 0	79 H	Arkansas	3 0			
			208 A	Tennessee	3 0	89 A	South Carolina	3 1			
			123 A	Georgia	3 0	15 H	Texas A&M	3 0			
			245 H	Mississippi St.	3 0	123 H	Georgia	3 0			
			108 H	Missouri	3 0	245 A	Mississippi St.	3 0			

Non-Div. I Games:

Florida

Average RPI Win: 78		WON-LOST	WINNING	LAST 10	STRENGTH OF		OPP. STRENGTH	TEAM	ADJ	CONF.	ADJ CONF.
Average RPI Loss: 10		RECORD	PCT. RANK	GAMES	SCHEDULE		OF SCHEDULE	RPI	RPI	RPI	RPI
DIV. I ONLY		18-6	.75	45	5-5		8	2	8	.67967	8
DIV. I NON-CONF.		10-0	1	1	0-0		33	26	5	.70298	4
TOTALS		RPI 1-25	RPI 26-50		W-L RECORDS		RPI 51-100		RPI 101-150		RPI 150+
18-6		3-5	5-1		OVERALL		4-0		4-0		2-0
11-3		2-2	4-1		HOME		2-0		2-0		1-0
5-3		1-3	1-0		AWAY		1-0		1-0		1-0
2-0		0-0	0-0		NEUTRAL		1-0		1-0		0-0
10-0		1-0	3-0		NON-CONFERENCE		2-0		2-0		2-0
6-0		1-0	2-0		HOME		1-0		1-0		1-0
2-0		0-0	1-0		AWAY		0-0		0-0		1-0
2-0		0-0	0-0		NEUTRAL		1-0		1-0		0-0
8-6		2-5	2-1		CONFERENCE		2-0		2-0		0-0
5-3		1-2	2-1		HOME		1-0		1-0		0-0
3-3		1-3	0-0		AWAY		1-0		1-0		0-0
0-0		0-0	0-0		NEUTRAL		0-0		0-0		0-0
RPI S	Opponent	Score	RPI S	Opponent	Score	RPI S	Opponent	Score	RPI S	Opponent	Score
1 A	Stanford	1 3	29 H	Colorado	3 1	52 H	Michigan	3 0	107 A	California	3 0
1 H	Stanford	0 3	30 A	Hawaii	3 2	69 N	New Mexico	3 1	107 H	California	3 1
3 A	Washington	0 3	32 H	Arizona St.	2 3	99 A	Washington St.	3 1	115 H	Central Ark.	3 0
3 H	Washington	1 3	36 H	Oregon St.	3 0	99 H	Washington St.	3 1	142 N	St. John's (NY)	3 1
14 A	Southern California	3 1	45 H	Illinois St.	3 2				164 H	Seattle	3 0
17 A	UCLA	1 3	50 H	Michigan St.	3 1				209 A	Portland St.	3 1
19 H	Arizona	3 0									
25 H	Ohio St.	3 0									
LAST 10 GAMES											
			99 A	Washington St.	3 1	19 H	Arizona	3 0			
			3 A	Washington	0 3	14 A	Southern California	3 1			
			1 H	Stanford	0 3	17 A	UCLA	1 3			
			107 H	California	3 1	3 H	Washington	1 3			
			32 H	Arizona St.	2 3	99 H	Washington St.	3 1			

Non-Div. I Games:

Oregon

Average RPI Win: 72		WON-LOST RECORD		WINNING PCT. RANK		LAST 10 GAMES		STRENGTH OF SCHEDULE		OPP. STRENGTH OF SCHEDULE		TEAM RPI		ADJ RPI		CONF. RPI		ADJ CONF. RPI									
DIV. I ONLY		19- 6		.76 40		8- 2		15		4		12		.67442 9		3		3									
DIV. I NON-CONF.		8- 3		.72727 65		0- 0		13		3		14		.66924 13		2		2									
TOTALS		RPI 1-25		RPI 26-50		W-L RECORDS		RPI 51-100		RPI 101-150		RPI 150+															
19- 6		3- 4		6- 1		OVERALL		5- 1		3- 0		2- 0															
9- 1		1- 1		3- 0		HOME		1- 0		3- 0		1- 0															
7- 3		2- 2		2- 1		AWAY		2- 0		0- 0		1- 0															
3- 2		0- 1		1- 0		NEUTRAL		2- 1		0- 0		0- 0															
8- 3		1- 2		3- 0		NON-CONFERENCE		2- 1		1- 0		1- 0															
3- 0		1- 0		1- 0		HOME		0- 0		1- 0		0- 0															
2- 1		0- 1		1- 0		AWAY		0- 0		0- 0		1- 0															
3- 2		0- 1		1- 0		NEUTRAL		2- 1		0- 0		0- 0															
11- 3		2- 2		3- 1		CONFERENCE		3- 0		2- 0		1- 0															
6- 1		0- 1		2- 0		HOME		1- 0		2- 0		1- 0															
5- 2		2- 1		1- 1		AWAY		2- 0		0- 0		0- 0															
0- 0		0- 0		0- 0		NEUTRAL		0- 0		0- 0		0- 0															
RPI	S	Opponent		Score		RPI	S	Opponent		Score		RPI	S	Opponent		Score											
1	A	Stanford		2	3	26	H	Long Beach St.		3	0	52	A	Michigan		3	2	105	H	Indiana	3	0					
5	H	Wisconsin		1	3	29	N	Colorado		3	1	53	H	Minnesota		3	0	118	H	Southern Ill.	3	0					
6	H	North Carolina		3	0	31	A	Creighton		3	1	62	N	Virginia Tech		2	3	143	H	Maryland	3	0					
10	A	Penn St.		3	1	46	H	Purdue		3	1	78	N	South Dakota		3	0	175	H	Rutgers	3	0					
11	A	Nebraska		3	1	49	A	Northwestern		2	3	82	A	Iowa		3	2	204	A	Middle Tenn.	3	0					
17	N	UCLA		0	3	49	H	Northwestern		3	1	99	N	Washington St.		3	0										
25	A	Ohio St.		2	3	50	A	Michigan St.		3	1																
						LAST 10 GAMES																					
						49 H Northwestern						3	1	105 H Indiana						3	0						
						49 A Northwestern						2	3	11 A Nebraska						3	1						
						52 A Michigan						3	2	82 A Iowa						3	2						
						50 A Michigan St.						3	1	10 A Penn St.						3	1						
						46 H Purdue						3	1	25 A Ohio St.						2	3						

Non-Div. I Games:

Illinois

Non-Div. I Games:

Penn St.

Average RPI Win: 104		WON-LOST	WINNING	LAST 10	STRENGTH OF		OPP. STRENGTH	TEAM	ADJ	CONF.	ADJ CONF.
Average RPI Loss: 14		RECORD	PCT. RANK	GAMES	SCHEDULE		OF SCHEDULE	RPI	RPI	RPI	RPI
DIV. I ONLY		16- 7	.69565	67	7- 3		3	33	10	.66265	11
DIV. I NON-CONF.		6- 3	.66667	88	0- 0		1	71	6	.69316	7
TOTALS		RPI 1-25	RPI 26-50		W-L RECORDS		RPI 51-100		RPI 101-150		RPI 150+
16- 7		1- 6	4- 0		OVERALL		5- 1		2- 0		4- 0
8- 5		1- 5	3- 0		HOME		2- 0		1- 0		1- 0
6- 2		0- 1	1- 0		AWAY		3- 1		1- 0		1- 0
2- 0		0- 0	0- 0		NEUTRAL		0- 0		0- 0		2- 0
6- 3		0- 3	1- 0		NON-CONFERENCE		2- 0		0- 0		3- 0
3- 3		0- 3	1- 0		HOME		1- 0		0- 0		1- 0
1- 0		0- 0	0- 0		AWAY		1- 0		0- 0		0- 0
2- 0		0- 0	0- 0		NEUTRAL		0- 0		0- 0		2- 0
10- 4		1- 3	3- 0		CONFERENCE		3- 1		2- 0		1- 0
5- 2		1- 2	2- 0		HOME		1- 0		1- 0		0- 0
5- 2		0- 1	1- 0		AWAY		2- 1		1- 0		1- 0
0- 0		0- 0	0- 0		NEUTRAL		0- 0		0- 0		0- 0
RPI S	Opponent	Score	RPI S	Opponent	Score	RPI S	Opponent	Score	RPI S	Opponent	Score
1 H	Stanford	0 3	31 H	Creighton	3 1	52 A	Michigan	0 3	105 H	Indiana	3 0
2 H	Florida St.	1 3	46 H	Purdue	3 0	53 A	Minnesota	3 2	143 A	Maryland	3 0
4 H	Texas	2 3	49 H	Northwestern	3 0	82 A	Iowa	3 0	175 A	Rutgers	3 0
5 A	Wisconsin	0 3	50 A	Michigan St.	3 1	82 H	Iowa	3 0	188 N	Eastern Ky.	3 0
9 H	Illinois	1 3				94 A	Dayton	3 0	226 H	Colgate	3 0
10 H	Penn St.	3 1				98 H	Denver	3 0	237 N	Bakersfield	3 1
25 H	Ohio St.	2 3									
LAST 10 GAMES											
	105 H Indiana	3 0		53 A Minnesota	3 2						
	46 H Purdue	3 0		9 H Illinois	1 3						
	143 A Maryland	3 0		49 H Northwestern	3 0						
	175 A Rutgers	3 0		52 A Michigan	0 3						
	5 A Wisconsin	0 3		50 A Michigan St.	3 1						

Non-Div. I Games:

Nebraska

Loss, Non-Conf, S Site, H Home, A Away, N Neutral Page 12

Average RPI Win:	100	WON-LOST RECORD	WINNING PCT. RANK	LAST 10 GAMES	STRENGTH OF SCHEDULE	OPP. STRENGTH OF SCHEDULE	TEAM RPI	ADJ RPI	CONF. RPI	ADJ CONF. RPI
DIV. I ONLY		22- 4	.84615 13	8- 2	53	15	13	.6578 13	5	5
DIV. I NON-CONF.		11- 2	.84615 30	1- 0	59	9	18	.65554 17	5	5
<hr/>										
TOTALS	RPI 1-25	RPI 26-50		W-L RECORDS	RPI 51-100		RPI 101-150		RPI 150+	
22- 4	2- 4	3- 0		OVERALL	9- 0		4- 0		4- 0	
14- 2	1- 2	3- 0		HOME	5- 0		3- 0		2- 0	
6- 2	1- 2	0- 0		AWAY	3- 0		1- 0		1- 0	
2- 0	0- 0	0- 0		NEUTRAL	1- 0		0- 0		1- 0	
<hr/>										
11- 2	0- 2	2- 0		NON-CONFERENCE	7- 0		0- 0		2- 0	
8- 1	0- 1	2- 0		HOME	5- 0		0- 0		1- 0	
1- 1	0- 1	0- 0		AWAY	1- 0		0- 0		0- 0	
2- 0	0- 0	0- 0		NEUTRAL	1- 0		0- 0		1- 0	
<hr/>										
11- 2	2- 2	1- 0		CONFERENCE	2- 0		4- 0		2- 0	
6- 1	1- 1	1- 0		HOME	0- 0		3- 0		1- 0	
5- 1	1- 1	0- 0		AWAY	2- 0		1- 0		1- 0	
0- 0	0- 0	0- 0		NEUTRAL	0- 0		0- 0		0- 0	
<hr/>										
RPI S	Opponent	Score		RPI S	Opponent	Score		RPI S	Opponent	Score
6 A	North Carolina	2	3	28 H	Alabama	3	1	56 H	Xavier	3 1
14 H	Southern California	0	3	31 H	Creighton	3	0	62 H	Virginia Tech	3 1
15 A	Texas A&M	1	3	33 H	Lipscomb	3	1	67 N	VCU	3 0
15 H	Texas A&M	3	0					73 H	UNI	3 1
21 A	LSU	3	1					79 A	Arkansas	3 0
21 H	LSU	2	3					80 H	Butler	3 0
								85 H	Wichita St.	3 0
								86 A	Louisville	3 1
								89 A	South Carolina	3 1
							</			

Non-Div. I Games:

Kentucky

Average RPI Win:	74	WON-LOST RECORD	WINNING PCT. RANK	LAST 10 GAMES	STRENGTH OF SCHEDULE	OPP. STRENGTH OF SCHEDULE	TEAM RPI	ADJ RPI	CONF. RPI	ADJ CONF. RPI		
DIV. I ONLY		14- 10	.58333	131	6- 4	1	3	15	.65625	14	1	1
DIV. I NON-CONF.		7- 3	.7	84	0- 0	2	21	7	.69224	8	1	1
<hr/>												
TOTALS	RPI 1-25	RPI 26-50		W-L RECORDS		RPI 51-100		RPI 101-150		RPI 150+		
14- 10	1- 8	6- 2		OVERALL		4- 0		2- 0		1- 0		
4- 5	0- 4	3- 1		HOME		1- 0		0- 0		0- 0		
5- 4	1- 3	1- 1		AWAY		2- 0		1- 0		0- 0		
5- 1	0- 1	2- 0		NEUTRAL		1- 0		1- 0		1- 0		
7- 3	1- 3	2- 0		NON-CONFERENCE		2- 0		1- 0		1- 0		
0- 2	0- 2	0- 0		HOME		0- 0		0- 0		0- 0		
2- 0	1- 0	0- 0		AWAY		1- 0		0- 0		0- 0		
5- 1	0- 1	2- 0		NEUTRAL		1- 0		1- 0		1- 0		
7- 7	0- 5	4- 2		CONFERENCE		2- 0		1- 0		0- 0		
4- 3	0- 2	3- 1		HOME		1- 0		0- 0		0- 0		
3- 4	0- 3	1- 1		AWAY		1- 0		1- 0		0- 0		
0- 0	0- 0	0- 0		NEUTRAL		0- 0		0- 0		0- 0		
RPI S	Opponent	Score	RPI S	Opponent	Score	RPI S	Opponent	Score	RPI S	Opponent	Score	
1 A	Stanford	1 <div>3</div>	29 A	Colorado	3 0	54 A	Pacific	3 2	107 A	California	3 1	
3 A	Washington	0 <div>3</div>	29 H	Colorado	3 0	73 N	UNI	3 0	143 N	Maryland	3 0	
3 H	Washington	0 <div>3</div>	31 N	Creighton	3 1	99 A	Washington St.	3 2	240 N	Rider	3 0	
5 N	Wisconsin	1 <div>3</div>	32 H	Arizona St.	1 <div>3</div>	99 H	Washington St.	3 1				
7 H	Florida	0 <div>3</div>	36 H	Oregon St.	3 1							
8 H	Oregon	1 <div>3</div>	39 N	UALR	3 1							
13 A	Kentucky	3 0	47 A	Utah	0 <div>3</div>							
15 H	Texas A&M	2 <div>3</div>	47 H	Utah	3 1							
17 A	UCLA	0 <div>3</div>										

Average RPI Win:	89	WON-LOST	WINNING	LAST 10	STRENGTH OF	OPP. STRENGTH	TEAM	ADJ	CONF.	ADJ CONF.		
Average RPI Loss:	28	RECORD	PCT. RANK	GAMES	SCHEDULE	OF SCHEDULE	RPI	RPI	RPI	RPI		
DIV. I ONLY		16- 8	.66667	80	6- 4	7	19	18	.6514	15	5	5
DIV. I NON-CONF.		8- 3	.72727	65	0- 0	16	5	15	.66231	15	5	5
<hr/>												
TOTALS	RPI 1-25	RPI 26-50		W-L RECORDS		RPI 51-100		RPI 101-150		RPI 150+		
16- 8	2- 5	3- 1		OVERALL		5- 2		3- 0		3- 0		
8- 5	1- 3	1- 0		HOME		2- 2		2- 0		2- 0		
5- 3	1- 2	1- 1		AWAY		1- 0		1- 0		1- 0		
3- 0	0- 0	1- 0		NEUTRAL		2- 0		0- 0		0- 0		
<hr/>												
8- 3	1- 2	2- 0		NON-CONFERENCE		3- 1		0- 0		2- 0		
3- 3	0- 2	0- 0		HOME		1- 1		0- 0		2- 0		
2- 0	1- 0	1- 0		AWAY		0- 0		0- 0		0- 0		
3- 0	0- 0	1- 0		NEUTRAL		2- 0		0- 0		0- 0		
<hr/>												
8- 5	1- 3	1- 1		CONFERENCE		2- 1		3- 0		1- 0		
5- 2	1- 1	1- 0		HOME		1- 1		2- 0		0- 0		
3- 3	0- 2	0- 1		AWAY		1- 0		1- 0		1- 0		
0- 0	0- 0	0- 0		NEUTRAL		0- 0		0- 0		0- 0		
<hr/>												
RPI S	Opponent	Score		RPI S	Opponent	Score		RPI S	Opponent	Score		
2 H	Florida St.	1	3	28 A	Alabama	2	3	62 N	Virginia Tech	3	0	
2 H	Florida St.	0	3	28 H	Alabama	3	2	67 N	VCU	3	2	
7 A	Florida	0	3	40 N	San Diego	3	1	68 H	Ole Miss	3	1	
13 A	Kentucky	0	3	43 A	Ohio	3	0	75 H	UTSA	2	3	
13 H	Kentucky	3	1					79 H	Arkansas	1	3	
14 A	Southern California	3	2					82 H	Iowa	3	0	
21 H	LSU	2	3					89 A	South Carolina	3	2	
<hr/>												
LAST 10 GAMES												
68 H Ole Miss						123 H Georgia						
21 H LSU						89 A South Carolina						
108 A Missouri						79 H Arkansas						
28 A Alabama						7 A Florida						
13 H Kentucky						28 H Alabama						

Non-Div. I Games:

Texas A&M

Average RPI Win:		114	WON-LOST		WINNING		LAST 10		STRENGTH OF		OPP. STRENGTH		TEAM	ADJ		CONF.		ADJ CONF.						
Average RPI Loss:		21	RECORD		PCT. RANK		GAMES		SCHEDULE		OF SCHEDULE		RPI	RPI		RPI		RPI						
DIV. I ONLY			20- 5		.8		26		7- 3		40		28		16		.6511		16		2		2	
DIV. I NON-CONF.			13- 1		.92857		11		0- 0		124		54		24		.63029		24		3		3	
TOTALS		RPI 1-25		RPI 26-50				W-L RECORDS				RPI 51-100				RPI 101-150				RPI 150+				
20- 5		3- 4		1- 0				OVERALL				6- 1				4- 0				6- 0				
8- 2		2- 1		1- 0				HOME				2- 1				1- 0				2- 0				
7- 2		1- 2		0- 0				AWAY				3- 0				2- 0				1- 0				
5- 1		0- 1		0- 0				NEUTRAL				1- 0				1- 0				3- 0				
13- 1		0- 1		1- 0				NON-CONFERENCE				4- 0				2- 0				6- 0				
5- 0		0- 0		1- 0				HOME				2- 0				0- 0				2- 0				
3- 0		0- 0		0- 0				AWAY				1- 0				1- 0				1- 0				
5- 1		0- 1		0- 0				NEUTRAL				1- 0				1- 0				3- 0				
7- 4		3- 3		0- 0				CONFERENCE				2- 1				2- 0				0- 0				
3- 2		2- 1		0- 0				HOME				0- 1				1- 0				0- 0				
4- 2		1- 2		0- 0				AWAY				2- 0				1- 0				0- 0				
0- 0		0- 0		0- 0				NEUTRAL				0- 0				0- 0				0- 0				
RPI	S	Opponent		Score		RPI	S	Opponent		Score		RPI	S	Opponent		Score		RPI	S	Opponent		Score		
4	A	Texas		1	3	35	H	UCF		3	0	52	A	Michigan		3	1	106	A	Texas Tech		3	0	
4	H	Texas		0	3							58	H	Baylor		2	3	106	H	Texas Tech		3	2	
18	A	Iowa St.		0	3							78	N	South Dakota		3	0	118	A	Southern Ill.		3	0	
18	H	Iowa St.		3	1							79	H	Arkansas		3	0	134	N	Eastern Mich.		3	2	
19	N	Arizona		0	3							81	A	TCU		3	0	151	N	Youngstown St.		3	1	
20	A	Kansas		3	2							83	H	Missouri St.		3	2	161	N	Marshall		3	1	
24	H	Oklahoma		3	0							90	A	West Virginia		3	2	204	H	Middle Tenn.		3	0	
																		213	N	IPFW		3	1	
																		223	A	Green Bay		3	0	
																		295	H	South Dakota St.		3	0	
LAST 10 GAMES																								
4	A	Texas		1	3	4	H	Texas		0	3													
18	A	Iowa St.		0	3	81	A	TCU		3	0													
106	H	Texas Tech		3	2	18	H	Iowa St.		3	1													
90	A	West Virginia		3	2	106	A	Texas Tech		3	0													
24	H	Oklahoma		3	0	20	A	Kansas		3	2													

Non-Div. I Games:

Kansas St.

Average RPI Win: 94		WON-LOST	WINNING	LAST 10	STRENGTH OF		OPP. STRENGTH	TEAM	ADJ	CONF.	ADJ CONF.
Average RPI Loss: 19		RECORD	PCT. RANK	GAMES	SCHEDULE		OF SCHEDULE	RPI	RPI	RPI	RPI
DIV. I ONLY		17-8	.68	73	12		5	19	.651	17	1
DIV. I NON-CONF.		9-2	.81818	36	34		48	20	.64903	19	1
TOTALS		RPI 1-25	RPI 26-50		W-L RECORDS		RPI 51-100		RPI 101-150		RPI 150+
17-8		3-5	4-3		OVERALL		4-0		3-0		3-0
5-3		2-2	2-1		HOME		1-0		0-0		0-0
5-4		0-2	2-2		AWAY		1-0		1-0		1-0
7-1		1-1	0-0		NEUTRAL		2-0		2-0		2-0
9-2		1-1	1-1		NON-CONFERENCE		2-0		2-0		3-0
0-0		0-0	0-0		HOME		0-0		0-0		0-0
2-1		0-0	1-1		AWAY		0-0		0-0		1-0
7-1		1-1	0-0		NEUTRAL		2-0		2-0		2-0
8-6		2-4	3-2		CONFERENCE		2-0		1-0		0-0
5-3		2-2	2-1		HOME		1-0		0-0		0-0
3-3		0-2	1-1		AWAY		1-0		1-0		0-0
0-0		0-0	0-0		NEUTRAL		0-0		0-0		0-0
RPI S	Opponent	Score	RPI S	Opponent	Score	RPI S	Opponent	Score	RPI S	Opponent	Score
1 A	Stanford	1 3	29 A	Colorado	3 0	66 N	LIU Brooklyn	3 0	107 A	California	3 1
3 A	Washington	2 3	29 H	Colorado	1 3	93 N	Yale	3 0	129 N	Utah St.	3 1
3 H	Washington	0 3	30 A	Hawaii	3 0	99 A	Washington St.	3 1	132 N	San Francisco	3 0
8 H	Oregon	3 1	36 H	Oregon St.	3 2	99 H	Washington St.	3 2	179 N	Georgetown	3 0
9 N	Illinois	3 0	41 A	Loyola Marymount	0 3				218 A	Cal St. Fullerton	3 0
10 N	Penn St.	0 3	47 A	Utah	0 3				300 N	Binghamton	3 0
14 H	Southern California	3 0	47 H	Utah	3 2						
19 H	Arizona	0 3									
LAST 10 GAMES											
47 A	Utah	0 3	1 A	Stanford	1 3						
29 A	Colorado	3 0	36 H	Oregon St.	3 2						
99 H	Washington St.	3 2	8 H	Oregon	3 1						
3 H	Washington	0 3	29 H	Colorado	1 3						
107 A	California	3 1	47 H	Utah	3 2						

Non-Div. I Games:

UCLA

Average RPI Win:		90	WON-LOST RECORD		WINNING PCT. RANK		LAST 10 GAMES		STRENGTH OF SCHEDULE		OPP. STRENGTH OF SCHEDULE		TEAM RPI		ADJ RPI		CONF. RPI		ADJ CONF. RPI	
DIV. I ONLY			13- 8		.61905 111		6- 4		2		16		14		.6509 18		2		2	
DIV. I NON-CONF.			8- 3		.72727 65		1- 0		14		25		19		.64697 21		3		3	
TOTALS		RPI 1-25		RPI 26-50		W-L RECORDS		RPI 51-100		RPI 101-150		RPI 150+								
13- 8		3- 5		0- 0		OVERALL		8- 3		0- 0		2- 0								
8- 3		3- 3		0- 0		HOME		3- 0		0- 0		2- 0								
3- 5		0- 2		0- 0		AWAY		3- 3		0- 0		0- 0								
2- 0		0- 0		0- 0		NEUTRAL		2- 0		0- 0		0- 0								
8- 3		0- 2		0- 0		NON-CONFERENCE		6- 1		0- 0		2- 0								
4- 2		0- 2		0- 0		HOME		2- 0		0- 0		2- 0								
2- 1		0- 0		0- 0		AWAY		2- 1		0- 0		0- 0								
2- 0		0- 0		0- 0		NEUTRAL		2- 0		0- 0		0- 0								
5- 5		3- 3		0- 0		CONFERENCE		2- 2		0- 0		0- 0								
4- 1		3- 1		0- 0		HOME		1- 0		0- 0		0- 0								
1- 4		0- 2		0- 0		AWAY		1- 2		0- 0		0- 0								
0- 0		0- 0		0- 0		NEUTRAL		0- 0		0- 0		0- 0								
RPI	S	Opponent		Score		RPI	S	Opponent		Score		RPI	S	Opponent		Score				
1	H	Stanford		0	3					53	A	Minnesota	1	3	208	H	Tennessee	3	0	
2	H	Florida St.		0	3					58	A	Baylor	2	3	238	H	Omaha	3	0	
4	A	Texas		0	3					61	N	Tulsa	3	1						
4	H	Texas		1	3					73	A	UNI	3	2						
16	A	Kansas St.		1	3					78	A	South Dakota	3	0						
16	H	Kansas St.		3	0					81	A	TCU	1	3						
20	H	Kansas		3	2					82	H	Iowa	3	0						
24	H	Oklahoma		3	1					90	A	West Virginia	3	0						
										90	H	West Virginia	3	1						
										95	H	Northern Ill.	3	0						
										100	N	Milwaukee	3	0						
LAST 10 GAMES																				
				90	A	West Virginia	3	0		78	A	South Dakota	3	0						
				16	H	Kansas St.	3	0		24	H	Oklahoma	3	1						
				4	H	Texas	1	3		16	A	Kansas St.	1	3						
				58	A	Baylor	2	3		90	H	West Virginia	3	1						
				20	H	Kansas	3	2		4	A	Texas	0	3						

Non-Div. I Games:

Iowa St.

Average RPI Win: 118		WON-LOST	WINNING	LAST 10	STRENGTH OF		OPP. STRENGTH	TEAM	ADJ	CONF.	ADJ CONF.
Average RPI Loss: 11		RECORD	PCT. RANK	GAMES	SCHEDULE		OF SCHEDULE	RPI	RPI	RPI	RPI
DIV. I ONLY		19- 7	.73077	55	30		10	20	.64319	19	1
DIV. I NON-CONF.		11- 1	.91667	15	100		50	23	.63775	23	1
TOTALS		RPI 1-25	RPI 26-50		W-L RECORDS		RPI 51-100		RPI 101-150		RPI 150+
19- 7		2- 5	6- 2		OVERALL		2- 0		2- 0		7- 0
10- 3		0- 2	3- 1		HOME		1- 0		1- 0		5- 0
5- 4		1- 3	2- 1		AWAY		0- 0		1- 0		1- 0
4- 0		1- 0	1- 0		NEUTRAL		1- 0		0- 0		1- 0
11- 1		1- 1	2- 0		NON-CONFERENCE		1- 0		0- 0		7- 0
6- 0		0- 0	1- 0		HOME		0- 0		0- 0		5- 0
1- 1		0- 1	0- 0		AWAY		0- 0		0- 0		1- 0
4- 0		1- 0	1- 0		NEUTRAL		1- 0		0- 0		1- 0
8- 6		1- 4	4- 2		CONFERENCE		1- 0		2- 0		0- 0
4- 3		0- 2	2- 1		HOME		1- 0		1- 0		0- 0
4- 3		1- 2	2- 1		AWAY		0- 0		1- 0		0- 0
0- 0		0- 0	0- 0		NEUTRAL		0- 0		0- 0		0- 0
RPI S	Opponent	Score		RPI S	Opponent	Score		RPI S	Opponent	Score	
1 A	Stanford	2	3	29 A	Colorado	0	3	78 N	South Dakota	3	1
1 H	Stanford	1	3	29 H	Colorado	1	3	99 H	Washington St.	3	1
3 H	Washington	1	3	32 H	Arizona St.	3	2	107 A	California	3	0
4 A	Texas	0	3	35 N	UCF	3	1	107 H	California	3	0
8 A	Oregon	0	3	36 A	Oregon St.	3	1	189 H	Tulane	3	0
16 N	Kansas St.	3	0	38 H	CSUN	3	0	197 N	Florida A&M	3	0
17 A	UCLA	3	0	47 A	Utah	3	0	198 H	Loyola Chicago	3	0
				47 H	Utah	3	0	223 A	Green Bay	3	0
								249 H	Coppin St.	3	0
								252 H	UMBC	3	0
								277 H	Alabama St.	3	0
LAST 10 GAMES											
107 A	California	3	0	8 A	Oregon	0	3	3 H	Washington	1	3
1 A	Stanford	2	3	3 H	Washington St.	3	1	99 H	Washington St.	3	1
47 H	Utah	3	0	1 H	Stanford	1	3	107 H	California	3	0
29 H	Colorado	1	3								
36 A	Oregon St.	3	1								

Non-Div. I Games:

Arizona

K
a
n
s
a
s

Kansas

Average RPI Win:	101	WON-LOST RECORD	WINNING PCT. RANK	LAST 10 GAMES	STRENGTH OF SCHEDULE	OPP. STRENGTH OF SCHEDULE	TEAM RPI	ADJ RPI	CONF. RPI	ADJ CONF. RPI	
Average RPI Loss:	36										
DIV. I ONLY		15- 7	.68182 72	10- 0	14	30	23	.63866 21	5	5	
DIV. I NON-CONF.		5- 4	.55556 142	0- 0	15	18	40	.60807 37	5	5	
<hr/>											
TOTALS	RPI 1-25	RPI 26-50		W-L RECORDS	RPI 51-100		RPI 101-150		RPI 150+		
15- 7	2- 3	0- 3		OVERALL	7- 0		3- 1		3- 0		
4- 2	0- 2	0- 0		HOME	2- 0		1- 0		1- 0		
7- 3	2- 1	0- 2		AWAY	3- 0		1- 0		1- 0		
4- 2	0- 0	0- 1		NEUTRAL	2- 0		1- 1		1- 0		
<hr/>											
5- 4	0- 1	0- 2		NON-CONFERENCE	3- 0		1- 1		1- 0		
0- 0	0- 0	0- 0		HOME	0- 0		0- 0		0- 0		
1- 2	0- 1	0- 1		AWAY	1- 0		0- 0		0- 0		
4- 2	0- 0	0- 1		NEUTRAL	2- 0		1- 1		1- 0		
<hr/>											
10- 3	2- 2	0- 1		CONFERENCE	4- 0		2- 0		2- 0		
4- 2	0- 2	0- 0		HOME	2- 0		1- 0		1- 0		
6- 1	2- 0	0- 1		AWAY	2- 0		1- 0		1- 0		
0- 0	0- 0	0- 0		NEUTRAL	0- 0		0- 0		0- 0		
<hr/>											
RPI S	Opponent	Score		RPI S	Opponent	Score		RPI S	Opponent	Score	
2 A	Florida St.	1	3	28 A	Alabama	1	3	58 N	Baylor	3	1
7 H	Florida	1	3	40 N	San Diego	1	3	58 N	Baylor	3	2
13 A	Kentucky	3	2	46 A	Purdue	0	3	68 A	Ole Miss	3	0
13 H	Kentucky	1	3					75 A	UTSA	3	1
15 A	Texas A&M	3	2					79 A	Arkansas	3	2
								79 H	Arkansas	3	2
								89 H	South Carolina	3	1
</											

Non-Div. I Games:

LSU

Average RPI Win:		134	WON-LOST RECORD		WINNING PCT. RANK		LAST 10 GAMES		STRENGTH OF SCHEDULE		OPP. STRENGTH OF SCHEDULE		TEAM RPI		ADJ RPI		CONF. RPI		ADJ CONF. RPI	
DIV. I ONLY			21- 4		.84 15		8- 2		58		46		21		.63618 22		6		6	
DIV. I NON-CONF.			9- 2		.81818 36		0- 0		71		51		27		.62477 29		6		6	
TOTALS		RPI 1-25		RPI 26-50		W-L RECORDS		RPI 51-100		RPI 101-150		RPI 150+								
21- 4		0- 2		3- 2		OVERALL		4- 0		6- 0		8- 0								
11- 1		0- 1		3- 0		HOME		2- 0		2- 0		4- 0								
8- 2		0- 0		0- 2		AWAY		2- 0		4- 0		2- 0								
2- 1		0- 1		0- 0		NEUTRAL		0- 0		0- 0		2- 0								
9- 2		0- 2		1- 0		NON-CONFERENCE		1- 0		2- 0		5- 0								
3- 1		0- 1		1- 0		HOME		0- 0		0- 0		2- 0								
4- 0		0- 0		0- 0		AWAY		1- 0		2- 0		1- 0								
2- 1		0- 1		0- 0		NEUTRAL		0- 0		0- 0		2- 0								
12- 2		0- 0		2- 2		CONFERENCE		3- 0		4- 0		3- 0								
8- 0		0- 0		2- 0		HOME		2- 0		2- 0		2- 0								
4- 2		0- 0		0- 2		AWAY		1- 0		2- 0		1- 0								
0- 0		0- 0		0- 0		NEUTRAL		0- 0		0- 0		0- 0								
RPI	S	Opponent		Score		RPI	S	Opponent		Score		RPI	S	Opponent		Score				
3	H	Washington		2	3	37	A	Santa Clara		0	3	54	A	Pacific		3	1			
12	N	Colorado St.		1	3	37	H	Santa Clara		3	0	54	H	Pacific		3	0			
						40	A	San Diego		2	3	72	H	Gonzaga		3	0			
						41	H	Loyola Marymount		3	0	90	A	West Virginia		3	0			
						47	H	Utah		3	0									

Non-Div. I Games:

BYU

Average RPI Win: 135		WON-LOST RECORD		WINNING PCT. RANK		LAST 10 GAMES		STRENGTH OF SCHEDULE		OPP. STRENGTH OF SCHEDULE		TEAM RPI		ADJ RPI		CONF. RPI		ADJ CONF. RPI	
Average RPI Loss: 39																			
DIV. I ONLY		22- 6		.78571 30		8- 2		34		70		22		.6359 23		9		9	
DIV. I NON-CONF.		10- 3		.76923 52		1- 0		6		37		10		.67959 11		9		9	
TOTALS		RPI 1-25		RPI 26-50		W-L RECORDS		RPI 51-100		RPI 101-150		RPI 150+							
22- 6		1- 2		1- 2		OVERALL		8- 2		4- 0		8- 0							
10- 2		0- 0		0- 1		HOME		4- 1		2- 0		4- 0							
9- 3		1- 1		1- 1		AWAY		3- 1		1- 0		3- 0							
3- 1		0- 1		0- 0		NEUTRAL		1- 0		1- 0		1- 0							
10- 3		1- 2		1- 0		NON-CONFERENCE		4- 1		2- 0		2- 0							
3- 1		0- 0		0- 0		HOME		1- 1		1- 0		1- 0							
4- 1		1- 1		1- 0		AWAY		2- 0		0- 0		0- 0							
3- 1		0- 1		0- 0		NEUTRAL		1- 0		1- 0		1- 0							
12- 3		0- 0		0- 2		CONFERENCE		4- 1		2- 0		6- 0							
7- 1		0- 0		0- 1		HOME		3- 0		1- 0		3- 0							
5- 2		0- 0		0- 1		AWAY		1- 1		1- 0		3- 0							
0- 0		0- 0		0- 0		NEUTRAL		0- 0		0- 0		0- 0							
RPI S	Opponent	Score		RPI S	Opponent	Score		RPI S	Opponent	Score		RPI S	Opponent	Score					
2 N	Florida St.	2	3	31 A	Creighton	1	3	56 A	Xavier	3	1	119 N	UC Santa Barbara	3	0				
7 A	Florida	3	2	31 H	Creighton	1	3	56 H	Xavier	3	0	131 H	James Madison	3	0				
12 A	Colorado St.	0	3	35 A	UCF	3	2	63 H	Seton Hall	3	1	142 A	St. John's (NY)	3	0				
								67 N	VCU	3	0	142 H	St. John's (NY)	3	1				
								75 H	UTSA	3	1	157 H	Villanova	3	0				
								76 H	Rice	1	3	176 N	Jacksonville	3	0				
								77 A	American	3	0	179 A	Georgetown	3	0				
								80 A	Butler	2	3	179 H	Georgetown	3	0				
								80 H	Butler	3	0	223 H	Green Bay	3	1				
								100 A	Milwaukee	3	0	298 A	DePaul	3	0				
												302 A	Providence	3	0				
												302 H	Providence	3	0				
				LAST 10 GAMES															
				302 H	Providence	3	0	179 A	Georgetown	3	0								
				142 H	St. John's (NY)	3	1	31 A	Creighton	1	3								
				100 A	Milwaukee	3	0	63 H	Seton Hall	3	1								
				56 H	Xavier	3	0	157 H	Villanova	3	0								
				80 H	Butler	3	0	80 A	Butler	2	3								

Non-Div. I Games:

Marquette

Average RPI Win:	116	WON-LOST RECORD	WINNING PCT. RANK	LAST 10 GAMES	STRENGTH OF SCHEDULE	OPP. STRENGTH OF SCHEDULE	TEAM RPI	ADJ RPI	CONF. RPI	ADJ CONF. RPI	
DIV. I ONLY		17- 7	.70833 64	7- 3	24	29	24	.63561 24	2	2	
DIV. I NON-CONF.		9- 4	.69231 85	0- 0	61	45	43	.60429 42	3	3	
<hr/>											
TOTALS	RPI 1-25	RPI 26-50		W-L RECORDS	RPI 51-100		RPI 101-150		RPI 150+		
17- 7	2- 4	2- 2		OVERALL	5- 1		4- 0		4- 0		
9- 0	1- 0	2- 0		HOME	3- 0		1- 0		2- 0		
4- 7	1- 4	0- 2		AWAY	2- 1		1- 0		0- 0		
4- 0	0- 0	0- 0		NEUTRAL	0- 0		2- 0		2- 0		
<hr/>											
9- 4	0- 2	2- 2		NON-CONFERENCE	0- 0		3- 0		4- 0		
4- 0	0- 0	2- 0		HOME	0- 0		0- 0		2- 0		
1- 4	0- 2	0- 2		AWAY	0- 0		1- 0		0- 0		
4- 0	0- 0	0- 0		NEUTRAL	0- 0		2- 0		2- 0		
<hr/>											
8- 3	2- 2	0- 0		CONFERENCE	5- 1		1- 0		0- 0		
5- 0	1- 0	0- 0		HOME	3- 0		1- 0		0- 0		
3- 3	1- 2	0- 0		AWAY	2- 1		0- 0		0- 0		
0- 0	0- 0	0- 0		NEUTRAL	0- 0		0- 0		0- 0		
<hr/>											
RPI S	Opponent	Score		RPI S	Opponent	Score		RPI S	Opponent	Score	
4 A	Texas	3	0	27 A	Duke	0	3	58 A	Baylor	3 0	
6 A	North Carolina	1	3	38 H	CSUN	3	2	58 H	Baylor	3 1	
7 A	Florida	2	3	39 H	UALR	3	1	81 A	TCU	2 3	
16 A	Kansas St.	0	3	44 A	SMU	2	3	81 H	TCU	3 0	
18 A	Iowa St.	1	3					90 A	West Virginia	3 1	
20 H	Kansas	3	2					90 H	West Virginia	3 0	
<hr/>											
LAST 10 GAMES											
58 A Baylor						3	0	58 H Baylor			3 1
81 A TCU						2	3	106 H Texas Tech			3 1
90 H West Virginia						3	0	18 A Iowa St.			1 3
4 A Texas						3	0	90 A West Virginia			3 1
16 A Kansas St.						0	3	81 H TCU			3 0

Non-Div. I Games:

Oklahoma

Average RPI Win:	146	WON-LOST	WINNING	LAST 10	STRENGTH OF	OPP. STRENGTH	TEAM	ADJ	CONF.	ADJ CONF.		
Average RPI Loss:	23	RECORD	PCT. RANK	GAMES	SCHEDULE	OF SCHEDULE	RPI	RPI	RPI	RPI		
DIV. I ONLY		20- 4	.83333	18	10- 0	67	57	25	.63075	26	8	8
DIV. I NON-CONF.		10- 4	.71429	74	0- 0	75	55	51	.59557	52	7	7
<hr/>												
TOTALS	RPI 1-25	RPI 26-50		W-L RECORDS		RPI 51-100		RPI 101-150		RPI 150+		
20- 4	0- 2	4- 2		OVERALL		0- 0		8- 0		8- 0		
11- 1	0- 0	2- 1		HOME		0- 0		5- 0		4- 0		
7- 1	0- 1	2- 0		AWAY		0- 0		2- 0		3- 0		
2- 2	0- 1	0- 1		NEUTRAL		0- 0		1- 0		1- 0		
10- 4	0- 2	0- 2		NON-CONFERENCE		0- 0		5- 0		5- 0		
7- 1	0- 0	0- 1		HOME		0- 0		4- 0		3- 0		
1- 1	0- 1	0- 0		AWAY		0- 0		0- 0		1- 0		
2- 2	0- 1	0- 1		NEUTRAL		0- 0		1- 0		1- 0		
10- 0	0- 0	4- 0		CONFERENCE		0- 0		3- 0		3- 0		
4- 0	0- 0	2- 0		HOME		0- 0		1- 0		1- 0		
6- 0	0- 0	2- 0		AWAY		0- 0		2- 0		2- 0		
0- 0	0- 0	0- 0		NEUTRAL		0- 0		0- 0		0- 0		
RPI S	Opponent	Score	RPI S	Opponent	Score	RPI S	Opponent	Score	RPI S	Opponent	Score	
6 N	North Carolina	0 3	30 A	Hawaii	3 2				102 H	Northern Colo.	3 0	
9 A	Illinois	0 3	30 H	Hawaii	3 2				113 A	UC Irvine	3 1	
			36 N	Oregon St.	2 3				118 N	Southern Ill.	3 1	
			38 A	CSUN	3 1				119 A	UC Santa Barbara	3 0	
			38 H	CSUN	3 1				132 H	San Francisco	3 1	
			41 H	Loyola Marymount	1 3				141 H	UC Davis	3 1	
									145 H	Idaho	3 1	
									150 H	St. Mary's (CA)	3 0	
									172 H	A&M-Corpus Christi	3 0	
									195 A	Cal Poly	3 1	
									201 H	Army	3 0	
									212 H	Campbell	3 0	
									218 A	Cal St. Fullerton	3 0	
									233 N	Fresno St.	3 0	
									237 A	Bakersfield	3 1	
									290 H	UC Riverside	3 0	
<hr/>												
LAST 10 GAMES												
			30 A	Hawaii	3 2		119 A	UC Santa Barbara	3 0			
			38 A	CSUN	3 1		30 H	Hawaii	3 2			
			141 H	UC Davis	3 1		38 H	CSUN	3 1			
			290 H	UC Riverside	3 0		218 A	Cal St. Fullerton	3 0			
			195 A	Cal Poly	3 1		113 A	UC Irvine	3 1			

Non-Div. I Games:

Long Beach St.

Duke				Through Games Of Nov. 9, 2014																	
Average RPI Win:		121	WON-LOST RECORD	WINNING PCT. RANK	LAST 10 GAMES	STRENGTH OF SCHEDULE	OPP. STRENGTH OF SCHEDULE	TEAM RPI	ADJ RPI	CONF. RPI	ADJ CONF. RPI										
Average RPI Loss:		34																			
DIV. I ONLY			18- 6	.75	45	7- 3	51	27	29	.63073	27	4	4								
DIV. I NON-CONF.			8- 3	.72727	65	0- 0	56	14	31	.62791	26	4	4								
<hr/>																					
TOTALS		RPI 1-25		RPI 26-50		W-L RECORDS		RPI 51-100		RPI 101-150		RPI 150+									
18- 6		1- 2		2- 2		OVERALL		5- 2		4- 0		6- 0									
11- 2		1- 1		1- 1		HOME		4- 0		2- 0		3- 0									
6- 4		0- 1		1- 1		AWAY		1- 2		2- 0		2- 0									
1- 0		0- 0		0- 0		NEUTRAL		0- 0		0- 0		1- 0									
<hr/>																					
8- 3		1- 1		1- 1		NON-CONFERENCE		2- 1		0- 0		4- 0									
6- 0		1- 0		0- 0		HOME		2- 0		0- 0		3- 0									
1- 3		0- 1		1- 1		AWAY		0- 1		0- 0		0- 0									
1- 0		0- 0		0- 0		NEUTRAL		0- 0		0- 0		1- 0									
<hr/>																					
10- 3		0- 1		1- 1		CONFERENCE		3- 1		4- 0		2- 0									
5- 2		0- 1		1- 1		HOME		2- 0		2- 0		0- 0									
5- 1		0- 0		0- 0		AWAY		1- 1		2- 0		2- 0									
0- 0		0- 0		0- 0		NEUTRAL		0- 0		0- 0		0- 0									
<hr/>																					
RPI	S	Opponent		Score		RPI	S	Opponent		Score		RPI	S	Opponent		Score					
1	A	Stanford		1	3	34	H	Miami (FL)		3	0	51	A	Virginia		3	0				
6	H	North Carolina		0	3	37	A	Santa Clara		0	3	51	H	Virginia		3	0				
24	H	Oklahoma		3	0	48	H	Pittsburgh		2	3	52	A	Michigan		2	3				
						50	A	Michigan St.		3	2	62	A	Virginia Tech		2	3				
												84	H	Furman		3	0				
												90	H	West Virginia		3	1				
												96	H	Clemson		3	0				
														174 A Notre Dame		3	1				
														180 N Penn		3	1				
														192 H High Point		3	1				
														194 H North Florida		3	0				
														203 A Syracuse		3	0				
														212 H Campbell		3	1				
<hr/>																					
LAST 10 GAMES																					
203 A Syracuse						3	0	6 H North Carolina						0	3						
48 H Pittsburgh						2	3	51 H Virginia						3	0						
62 A Virginia Tech						2	3	148 A Wake Forest						3	0						
148 H Wake Forest						3	0	117 A Boston College						3	0						
96 H Clemson						3	0	174 A Notre Dame						3	1						

Non-Div. I Games:

Duke

Average RPI Win:	137	WON-LOST RECORD	WINNING PCT. RANK	LAST 10 GAMES	STRENGTH OF SCHEDULE	OPP. STRENGTH OF SCHEDULE	TEAM RPI	ADJ RPI	CONF. RPI	ADJ CONF. RPI	
DIV. I ONLY		20- 6	.76923 34	6- 4	41	61	27	.6305 28	5	5	
DIV. I NON-CONF.		12- 2	.85714 27	0- 0	78	152	30	.62168 31	5	5	
<hr/>											
TOTALS	RPI 1-25	RPI 26-50		W-L RECORDS	RPI 51-100		RPI 101-150		RPI 150+		
20- 6	2- 3	0- 0		OVERALL	7- 3		4- 0		7- 0		
8- 1	2- 0	0- 0		HOME	3- 1		1- 0		2- 0		
6- 4	0- 3	0- 0		AWAY	1- 1		3- 0		2- 0		
6- 1	0- 0	0- 0		NEUTRAL	3- 1		0- 0		3- 0		
<hr/>											
12- 2	0- 0	0- 0		NON-CONFERENCE	4- 2		2- 0		6- 0		
4- 0	0- 0	0- 0		HOME	1- 0		1- 0		2- 0		
2- 1	0- 0	0- 0		AWAY	0- 1		1- 0		1- 0		
6- 1	0- 0	0- 0		NEUTRAL	3- 1		0- 0		3- 0		
<hr/>											
8- 4	2- 3	0- 0		CONFERENCE	3- 1		2- 0		1- 0		
4- 1	2- 0	0- 0		HOME	2- 1		0- 0		0- 0		
4- 3	0- 3	0- 0		AWAY	1- 0		2- 0		1- 0		
0- 0	0- 0	0- 0		NEUTRAL	0- 0		0- 0		0- 0		
<hr/>											
RPI S	Opponent	Score		RPI S	Opponent	Score		RPI S	Opponent	Score	
7 A	Florida	0 3						110 A	Auburn	3 0	
13 A	Kentucky	1 3						123 A	Georgia	3 1	
15 A	Texas A&M	2 3						138 H	San Diego St.	3 1	
15 H	Texas A&M	3 2						139 A	Saint Louis	3 0	
21 H	LSU	3 1						159 N	Southern Miss.	3 0	
								208 A	Tennessee	3 1	
								220 N	Navy	3 1	
								235 N	Southeast Mo. St.	3 1	
								241 H	UAB	3 0	
								251 H	FIU	3 0	
								277 A	Alabama St.	3 0	
<hr/>											
LAST 10 GAMES											
89 A South Carolina				3 2	68 H Ole Miss				2 3		
7 A Florida				0 3	89 H South Carolina				3 1		
15 H Texas A&M				3 2	15 A Texas A&M				2 3		
79 H Arkansas				3 1	208 A Tennessee				3 1		
110 A Auburn				3 0	13 A Kentucky				1 3		

Average RPI Win:	100	WON-LOST	WINNING	LAST 10	STRENGTH OF	OPP. STRENGTH	TEAM	ADJ	CONF.	ADJ CONF.		
Average RPI Loss:	23	RECORD	PCT. RANK	GAMES	SCHEDULE	OF SCHEDULE	RPI	RPI	RPI	RPI		
DIV. I ONLY		15- 11	.57692	134	5- 5	10	14	33	.62488	29	1	1
DIV. I NON-CONF.		8- 4	.66667	88	0- 0	39	76	42	.60314	43	1	1
<hr/>												
TOTALS	RPI 1-25	RPI 26-50		W-L RECORDS		RPI 51-100		RPI 101-150		RPI 150+		
15- 11	3- 7	3- 3		OVERALL		3- 1		2- 0		4- 0		
9- 4	1- 3	2- 1		HOME		1- 0		2- 0		3- 0		
5- 4	2- 3	1- 1		AWAY		2- 0		0- 0		0- 0		
1- 3	0- 1	0- 1		NEUTRAL		0- 1		0- 0		1- 0		
8- 4	0- 1	1- 2		NON-CONFERENCE		2- 1		1- 0		4- 0		
6- 0	0- 0	1- 0		HOME		1- 0		1- 0		3- 0		
1- 1	0- 0	0- 1		AWAY		1- 0		0- 0		0- 0		
1- 3	0- 1	0- 1		NEUTRAL		0- 1		0- 0		1- 0		
7- 7	3- 6	2- 1		CONFERENCE		1- 0		1- 0		0- 0		
3- 4	1- 3	1- 1		HOME		0- 0		1- 0		0- 0		
4- 3	2- 3	1- 0		AWAY		1- 0		0- 0		0- 0		
0- 0	0- 0	0- 0		NEUTRAL		0- 0		0- 0		0- 0		
RPI S	Opponent	Score	RPI S	Opponent	Score	RPI S	Opponent	Score	RPI S	Opponent	Score	
1 H	Stanford	2 3	31 A	Creighton	0 3	78 N	South Dakota	1 3	104 H	Idaho St.	3 1	
3 A	Washington	0 3	32 A	Arizona St.	3 2	80 H	Butler	3 1	107 H	California	3 1	
8 A	Oregon	1 3	32 H	Arizona St.	2 3	95 A	Northern Ill.	3 2	185 N	Presbyterian	3 0	
9 N	Illinois	1 3	47 H	Utah	3 2	99 A	Washington St.	3 0	209 H	Portland St.	3 0	
14 A	Southern California	0 3	48 H	Pittsburgh	3 1				210 H	Ga. Southern	3 0	
14 H	Southern California	0 3	49 N	Northwestern	2 3				225 H	Robert Morris	3 0	
17 A	UCLA	3 1										
17 H	UCLA	0 3										
19 A	Arizona	3 1										
19 H	Arizona	3 0										
			LAST 10 GAMES									
			14 H	Southern California	0 3	99 A	Washington St.	3 0				
			17 H	UCLA	0 3	107 H	California	3 1				
			32 A	Arizona St.	3 2	1 H	Stanford	2 3				
			19 A	Arizona	3 1	17 A	UCLA	3 1				
			3 A	Washington	0 3	14 A	Southern California	0 3				

Non-Div. I Games:

Colorado

Average RPI Win: 137		WON-LOST RECORD		WINNING PCT. RANK		LAST 10 GAMES		STRENGTH OF SCHEDULE		OPP. STRENGTH OF SCHEDULE		TEAM RPI		ADJ RPI		CONF. RPI		ADJ CONF. RPI					
DIV. I ONLY		17- 6		.73913 53		7- 3		31		62		28		.62434 30		8		8					
DIV. I NON-CONF.		8- 3		.72727 65		0- 0		8		41		17		.65361 18		7		7					
TOTALS		RPI 1-25		RPI 26-50		W-L RECORDS		RPI 51-100		RPI 101-150		RPI 150+											
17- 6		0- 2		2- 4		OVERALL		1- 0		10- 0		4- 0											
13- 4		0- 2		2- 2		HOME		1- 0		8- 0		2- 0											
4- 2		0- 0		0- 2		AWAY		0- 0		2- 0		2- 0											
0- 0		0- 0		0- 0		NEUTRAL		0- 0		0- 0		0- 0											
8- 3		0- 2		1- 1		NON-CONFERENCE		1- 0		6- 0		0- 0											
8- 3		0- 2		1- 1		HOME		1- 0		6- 0		0- 0											
0- 0		0- 0		0- 0		AWAY		0- 0		0- 0		0- 0											
0- 0		0- 0		0- 0		NEUTRAL		0- 0		0- 0		0- 0											
9- 3		0- 0		1- 3		CONFERENCE		0- 0		4- 0		4- 0											
5- 1		0- 0		1- 1		HOME		0- 0		2- 0		2- 0											
4- 2		0- 0		0- 2		AWAY		0- 0		2- 0		2- 0											
0- 0		0- 0		0- 0		NEUTRAL		0- 0		0- 0		0- 0											
RPI	S	Opponent		Score		RPI	S	Opponent		Score		RPI	S	Opponent		Score							
8	H	Oregon		2	3	26	A	Long Beach St.		2	3	69	H	New Mexico		3	1	112	H	Northern Ariz.	3	0	
17	H	UCLA		0	3	26	H	Long Beach St.		2	3			112		H	Northern Ariz.	3	0				
						32	H	Arizona St.		0	3			113		A	UC Irvine	3	2				
						38	A	CSUN		0	3			113		H	UC Irvine	3	0				
						38	H	CSUN		3	1			119		H	UC Santa Barbara	3	1				
						43	H	Ohio		3	0			129		H	Utah St.	3	0				
														132		H	San Francisco	3	1				
														138		H	San Diego St.	3	1				
														141		A	UC Davis	3	0				
														142		H	St. John's (NY)	3	1				
														195		H	Cal Poly	3	0				
														218		A	Cal St. Fullerton	3	0				
														218		H	Cal St. Fullerton	3	0				
														290		A	UC Riverside	3	0				
						LAST 10 GAMES																	
						38	H	CSUN		3	1	195	H	Cal Poly		3	0						
						26	H	Long Beach St.		2	3	26	A	Long Beach St.		2	3						
						218	A	Cal St. Fullerton		3	0	38	A	CSUN		0	3						
						113	A	UC Irvine		3	2	113	H	UC Irvine		3	0						
						119	H	UC Santa Barbara		3	1	218	H	Cal St. Fullerton		3	0						

Non-Div. I Games:

Hawaii

Average RPI Win:	134	WON-LOST	WINNING	LAST 10	STRENGTH OF	OPP. STRENGTH	TEAM	ADJ	CONF.	ADJ CONF.	
Average RPI Loss:	30	RECORD	PCT. RANK	GAMES	SCHEDULE	OF SCHEDULE	RPI	RPI	RPI	RPI	
DIV. I ONLY	20- 7	.74074	50	9- 1	57	36	34	.62164	31	9	9
DIV. I NON-CONF.	7- 6	.53846	147	0- 0	31	7	57	.5945	55	9	9
<hr/>											
TOTALS	RPI 1-25	RPI 26-50		W-L RECORDS		RPI 51-100		RPI 101-150		RPI 150+	
20- 7	2- 5	2- 0		OVERALL		6- 2		1- 0		9- 0	
11- 2	1- 1	1- 0		HOME		3- 1		1- 0		5- 0	
6- 4	1- 3	0- 0		AWAY		2- 1		0- 0		3- 0	
3- 1	0- 1	1- 0		NEUTRAL		1- 0		0- 0		1- 0	
<hr/>											
7- 6	0- 5	2- 0		NON-CONFERENCE		2- 1		0- 0		3- 0	
4- 2	0- 1	1- 0		HOME		1- 1		0- 0		2- 0	
0- 3	0- 3	0- 0		AWAY		0- 0		0- 0		0- 0	
3- 1	0- 1	1- 0		NEUTRAL		1- 0		0- 0		1- 0	
<hr/>											
13- 1	2- 0	0- 0		CONFERENCE		4- 1		1- 0		6- 0	
7- 0	1- 0	0- 0		HOME		2- 0		1- 0		3- 0	
6- 1	1- 0	0- 0		AWAY		2- 1		0- 0		3- 0	
0- 0	0- 0	0- 0		NEUTRAL		0- 0		0- 0		0- 0	
<hr/>											
RPI S	Opponent	Score		RPI S	Opponent	Score		RPI S	Opponent	Score	
9 H	Illinois	1	3	29 H	Colorado	3	0	56 A	Xavier	3	1
11 A	Nebraska	1	3	33 N	Lipscomb	3	1	142 H	St. John's (NY)	3	0
13 A	Kentucky	0	3					153 H	Pepperdine	3	1
14 N	Southern California	1	3					157 A	Villanova	3	1
20 A	Kansas	1	3					179 A	Georgetown	3	0
23 A	Marquette	3	1					179 H	Georgetown	3	0
23 H	Marquette	3	1					191 N	Utah Valley	3	0
								239 H	Bowling Green	3	0
								298 A	DePaul	3	1
								298 H	DePaul	3	0
								302 H	Providence	3	0
<hr/>											
LAST 10 GAMES											
80 A Butler				3	2	302 H Providence				3	0
56 A Xavier				3	1	142 H St. John's (NY)				3	0
179 H Georgetown				3	0	157 A Villanova				3	1
298 H DePaul				3	0	63 A Seton Hall				2	3
23 H Marquette				3	1	23 A Marquette				3	1

Non-Div. I Games:

Creighton

Average RPI Win:	113	WON-LOST RECORD	WINNING PCT. RANK	LAST 10 GAMES	STRENGTH OF SCHEDULE	OPP. STRENGTH OF SCHEDULE	TEAM RPI	ADJ RPI	CONF. RPI	ADJ CONF. RPI				
DIV. I ONLY		17- 9	.65385	88	5- 5	39	12	36	.62016	32	1	1		
DIV. I NON-CONF.		10- 2	.83333	33	0- 0	107	77	39	.60994	36	1	1		
<hr/>														
TOTALS	RPI 1-25	RPI 26-50		W-L RECORDS		RPI 51-100		RPI 101-150		RPI 150+				
17- 9	2- 5	4- 3		OVERALL		3- 1		4- 0		4- 0				
8- 4	0- 3	1- 1		HOME		2- 0		2- 0		3- 0				
6- 4	2- 2	2- 2		AWAY		0- 0		1- 0		1- 0				
3- 1	0- 0	1- 0		NEUTRAL		1- 1		1- 0		0- 0				
10- 2	0- 1	2- 0		NON-CONFERENCE		2- 1		2- 0		4- 0				
5- 1	0- 1	0- 0		HOME		1- 0		1- 0		3- 0				
2- 0	0- 0	1- 0		AWAY		0- 0		0- 0		1- 0				
3- 1	0- 0	1- 0		NEUTRAL		1- 1		1- 0		0- 0				
7- 7	2- 4	2- 3		CONFERENCE		1- 0		2- 0		0- 0				
3- 3	0- 2	1- 1		HOME		1- 0		1- 0		0- 0				
4- 4	2- 2	1- 2		AWAY		0- 0		1- 0		0- 0				
0- 0	0- 0	0- 0		NEUTRAL		0- 0		0- 0		0- 0				
<hr/>														
RPI S	Opponent	Score	RPI S	Opponent	Score	RPI S	Opponent	Score	RPI S	Opponent	Score			
1 A	Stanford	2 3	29 A	Colorado	3 2	82 H	Iowa	3 0	104 H	Idaho St.	3 1			
1 H	Stanford	1 3	29 H	Colorado	2 3	86 N	Louisville	0 3	107 A	California	3 1			
3 H	Washington	0 3	30 A	Hawaii	3 0	95 N	Northern Ill.	3 2	107 H	California	3 1			
8 A	Oregon	3 2	36 A	Oregon St.	0 3	99 H	Washington St.	3 2	138 N	San Diego St.	3 0			
12 H	Colorado St.	2 3	43 N	Ohio	3 2				153 H	Pepperdine	3 0			
14 A	Southern California	3 1	47 A	Utah	1 3				241 H	UAB	3 0			
19 A	Arizona	2 3	47 H	Utah	3 2				303 A	Morehead St.	3 0			
									327 H	N.C. Central	3 0			
<hr/>														
LAST 10 GAMES														
107 A California						3	1	8 A Oregon					3	2
1 A Stanford						2	3	99 H Washington St.					3	2
29 H Colorado						2	3	3 H Washington					0	3
47 H Utah						3	2	1 H Stanford					1	3
36 A Oregon St.						0	3	107 H California					3	1

Non-Div. I Games:

Arizona St.

Average RPI Win:		150	WON-LOST RECORD		WINNING PCT. RANK		LAST 10 GAMES		STRENGTH OF SCHEDULE		OPP. STRENGTH OF SCHEDULE		TEAM RPI		ADJ RPI		CONF. RPI		ADJ CONF. RPI			
DIV. I ONLY			18- 7		.72	60	9- 1		32		93		32		.62013		33	12		14		
DIV. I NON-CONF.			7- 6		.53846	147	1- 0		21		34		56		.5968		48	14		14		
TOTALS		RPI 1-25		RPI 26-50			W-L RECORDS			RPI 51-100			RPI 101-150			RPI 150+						
18- 7		1- 1		1- 3			OVERALL			2- 1			3- 2			11- 0						
7- 3		0- 0		0- 2			HOME			1- 0			1- 1			5- 0						
8- 3		1- 1		0- 0			AWAY			1- 1			1- 1			5- 0						
3- 1		0- 0		1- 1			NEUTRAL			0- 0			1- 0			1- 0						
7- 6		1- 1		1- 3			NON-CONFERENCE			0- 1			2- 1			3- 0						
2- 3		0- 0		0- 2			HOME			0- 0			0- 1			2- 0						
2- 2		1- 1		0- 0			AWAY			0- 1			1- 0			0- 0						
3- 1		0- 0		1- 1			NEUTRAL			0- 0			1- 0			1- 0						
11- 1		0- 0		0- 0			CONFERENCE			2- 0			1- 1			8- 0						
5- 0		0- 0		0- 0			HOME			1- 0			1- 0			3- 0						
6- 1		0- 0		0- 0			AWAY			1- 0			0- 1			5- 0						
0- 0		0- 0		0- 0			NEUTRAL			0- 0			0- 0			0- 0						
RPI	S	Opponent			Score		RPI	S	Opponent			Score		RPI	S	Opponent			Score			
13	A	Kentucky			1	3	31	N	Creighton			1	3	56	A	Xavier			1	3		
20	A	Kansas			3	2	42	H	Western Ky.			0	3	64	A	FGCU			3	1		
							45	N	Illinois St.			3	2	64	H	FGCU			3	1		
							47	H	Utah			1	3									
																108	A	Missouri			3	1
																122	A	Northern Ky.			2	3
																122	H	Northern Ky.			3	1
																125	H	Georgia Tech			2	3
																136	N	Oakland			3	0
																171	A	Stetson			3	1
																171	H	Stetson			3	0
																176	A	Jacksonville			3	2
																176	H	Jacksonville			3	1
																181	H	Belmont			3	0
																184	H	East Tenn. St.			3	1
																191	N	Utah Valley			3	1
																194	A	North Florida			3	2
																194	H	North Florida			3	2
																250	A	Kennesaw St.			3	0
																261	A	USC Upstate			3	0
							LAST 10 GAMES															
							176	A	Jacksonville			3	2	181	H	Belmont			3	0		
							194	A	North Florida			3	2	171	A	Stetson			3	1		
							64	H	FGCU			3	1	64	A	FGCU			3	1		
							171	H	Stetson			3	0	194	H	North Florida			3	2		
							122	A	Northern Ky.			2	3	176	H	Jacksonville			3	1		

Non-Div. I Games:

Lipscomb

Average RPI Win: 128		WON-LOST RECORD		WINNING PCT. RANK		LAST 10 GAMES		STRENGTH OF SCHEDULE		OPP. STRENGTH OF SCHEDULE		TEAM RPI		ADJ RPI		CONF. RPI		ADJ CONF. RPI	
DIV. I ONLY		17- 7		.70833 64		8- 2		28		41		30		.61979 34		4		4	
DIV. I NON-CONF.		7- 4		.63636 109		0- 0		20		100		38		.6074 39		4		4	
TOTALS		RPI 1-25		RPI 26-50		W-L RECORDS		RPI 51-100		RPI 101-150		RPI 150+							
17- 7		0- 3		0- 2		OVERALL		7- 2		5- 0		5- 0							
11- 1		0- 1		0- 0		HOME		6- 0		2- 0		3- 0							
4- 4		0- 2		0- 1		AWAY		1- 1		2- 0		1- 0							
2- 2		0- 0		0- 1		NEUTRAL		0- 1		1- 0		1- 0							
7- 4		0- 1		0- 1		NON-CONFERENCE		2- 2		2- 0		3- 0							
5- 0		0- 0		0- 0		HOME		2- 0		1- 0		2- 0							
0- 2		0- 1		0- 0		AWAY		0- 1		0- 0		0- 0							
2- 2		0- 0		0- 1		NEUTRAL		0- 1		1- 0		1- 0							
10- 3		0- 2		0- 1		CONFERENCE		5- 0		3- 0		2- 0							
6- 1		0- 1		0- 0		HOME		4- 0		1- 0		1- 0							
4- 2		0- 1		0- 1		AWAY		1- 0		2- 0		1- 0							
0- 0		0- 0		0- 0		NEUTRAL		0- 0		0- 0		0- 0							
RPI S	Opponent		Score		RPI S	Opponent		Score		RPI S	Opponent		Score		RPI S	Opponent		Score	
2	H	Florida St.	2	3	27	A	Duke	0	3	51	H	Virginia	3	1	108	H	Missouri	3	1
5	A	Wisconsin	0	3	39	N	UALR	1	3	62	H	Virginia Tech	3	1	116	N	Ball St.	3	2
6	A	North Carolina	0	3						63	H	Seton Hall	3	0	117	A	Boston College	3	0
										64	H	FGCU	3	0	125	H	Georgia Tech	3	0
										81	A	TCU	2	3	148	A	Wake Forest	3	0
										83	N	Missouri St.	0	3	156	H	UNC Greensboro	3	0
										86	H	Louisville	3	0	174	H	Notre Dame	3	0
										91	A	North Carolina St.	3	0	197	H	Florida A&M	3	0
										96	H	Clemson	3	1	203	A	Syracuse	3	1
															315	N	Prairie View	3	0
				LAST 10 GAMES															
				51	H	Virginia	3	1	125	H	Georgia Tech	3	0						
				86	H	Louisville	3	0	62	H	Virginia Tech	3	1						
				91	A	North Carolina St.	3	0	117	A	Boston College	3	0						
				6	A	North Carolina	0	3	203	A	Syracuse	3	1						
				148	A	Wake Forest	3	0	2	H	Florida St.	2	3						

Non-Div. I Games:

Miami (FL)

Average RPI Win:		153	WON-LOST RECORD		WINNING PCT. RANK		LAST 10 GAMES		STRENGTH OF SCHEDULE		OPP. STRENGTH OF SCHEDULE		TEAM RPI		ADJ RPI		CONF. RPI		ADJ CONF. RPI										
DIV. I ONLY			20- 6	.76923	34	9- 1		46	64	31	.61959	35	7	7															
DIV. I NON-CONF.			7- 5	.58333	130	0- 0		48	30	62	.5841	62	8	8															
TOTALS		RPI 1-25		RPI 26-50		W-L RECORDS		RPI 51-100		RPI 101-150		RPI 150+																	
20- 6		0- 5		1- 0		OVERALL		4- 1		2- 0		13- 0																	
10- 1		0- 1		0- 0		HOME		1- 0		1- 0		8- 0																	
7- 4		0- 3		1- 0		AWAY		2- 1		1- 0		3- 0																	
3- 1		0- 1		0- 0		NEUTRAL		1- 0		0- 0		2- 0																	
7- 5		0- 5		0- 0		NON-CONFERENCE		1- 0		0- 0		6- 0																	
4- 1		0- 1		0- 0		HOME		0- 0		0- 0		4- 0																	
0- 3		0- 3		0- 0		AWAY		0- 0		0- 0		0- 0																	
3- 1		0- 1		0- 0		NEUTRAL		1- 0		0- 0		2- 0																	
13- 1		0- 0		1- 0		CONFERENCE		3- 1		2- 0		7- 0																	
6- 0		0- 0		0- 0		HOME		1- 0		1- 0		4- 0																	
7- 1		0- 0		1- 0		AWAY		2- 1		1- 0		3- 0																	
0- 0		0- 0		0- 0		NEUTRAL		0- 0		0- 0		0- 0																	
RPI	S	Opponent		Score		RPI	S	Opponent		Score		RPI	S	Opponent		Score													
4	A	Texas		0	3	44	A	SMU		3	2	59	A	Temple		1	3	144	A	Cincinnati		3	0						
7	A	Florida		1	3							59	H	Temple		3	0	147	H	Houston		3	0						
16	A	Kansas St.		0	3							61	A	Tulsa		3	1	154	A	South Fla.		3	1						
19	N	Arizona		1	3							79	N	Arkansas		3	0	154	H	South Fla.		3	2						
23	H	Marquette		2	3							87	A	Memphis		3	2	178	A	UConn		3	1						
																		178	H	UConn		3	0						
																		186	A	East Carolina		3	0						
																		186	H	East Carolina		3	0						
																		187	H	Western Caro.		3	0						
																		188	H	Eastern Ky.		3	0						
																		189	H	Tulane		3	0						
																		190	H	Northeastern		3	0						
																		197	N	Florida A&M		3	0						
																		204	N	Middle Tenn.		3	1						
																		251	H	FIU		3	0						
						LAST 10 GAMES																							
																		59	A	Temple		1	3	147	H	Houston		3	0
																		178	A	UConn		3	1	144	A	Cincinnati		3	0
																		186	H	East Carolina		3	0	87	A	Memphis		3	2
																		154	H	South Fla.		3	2	186	A	East Carolina		3	0
																		189	H	Tulane		3	0	154	A	South Fla.		3	1

Non-Div. I Games:

UCF

Average RPI Win: 122		WON-LOST	WINNING	LAST 10	STRENGTH OF		OPP. STRENGTH	TEAM	ADJ	CONF.	ADJ CONF.
Average RPI Loss: 13		RECORD	PCT. RANK	GAMES	SCHEDULE		OF SCHEDULE	RPI	RPI	RPI	RPI
DIV. I ONLY		16-9	.64	98	4-6		33	6	35	.61468	36
DIV. I NON-CONF.		10-1	.90909	19	0-0		146	57	34	.61704	34
TOTALS		RPI 1-25	RPI 26-50		W-L RECORDS		RPI 51-100		RPI 101-150		RPI 150+
16-9	0-8	3-1		OVERALL		4-0		5-0		4-0	
5-4	0-3	2-1		HOME		2-0		1-0		0-0	
5-5	0-5	0-0		AWAY		1-0		2-0		2-0	
6-0	0-0	1-0		NEUTRAL		1-0		2-0		2-0	
10-1	0-0	1-1		NON-CONFERENCE		2-0		3-0		4-0	
1-1	0-0	0-1		HOME		1-0		0-0		0-0	
3-0	0-0	0-0		AWAY		0-0		1-0		2-0	
6-0	0-0	1-0		NEUTRAL		1-0		2-0		2-0	
6-8	0-8	2-0		CONFERENCE		2-0		2-0		0-0	
4-3	0-3	2-0		HOME		1-0		1-0		0-0	
2-5	0-5	0-0		AWAY		1-0		1-0		0-0	
0-0	0-0	0-0		NEUTRAL		0-0		0-0		0-0	
RPI S	Opponent	Score	RPI S	Opponent	Score	RPI S	Opponent	Score	RPI S	Opponent	Score
1 A	Stanford	0 3	26 N	Long Beach St.	3 2	52 H	Michigan	3 2	104 N	Idaho St.	3 0
1 H	Stanford	1 3	32 H	Arizona St.	3 0	54 N	Pacific	3 0	107 A	California	3 0
3 A	Washington	0 3	47 H	Utah	3 2	99 A	Washington St.	3 1	107 H	California	3 1
3 H	Washington	1 3	50 H	Michigan St.	1 3	99 H	Washington St.	3 1	129 A	Utah St.	3 2
8 A	Oregon	0 3							150 N	St. Mary's (CA)	3 0
14 A	Southern California	1 3							164 A	Seattle	3 0
17 A	UCLA	2 3							233 N	Fresno St.	3 0
19 H	Arizona	1 3							237 A	Bakersfield	3 1
									308 N	Lafayette	3 0
LAST 10 GAMES											
3 A	Washington	0 3	19 H	Arizona	1 3						
99 A	Washington St.	3 1	14 A	Southern California	1 3						
107 H	California	3 1	17 A	UCLA	2 3						
1 H	Stanford	1 3	99 H	Washington St.	3 1						
32 H	Arizona St.	3 0	3 H	Washington	1 3						

Non-Div. I Games:

Oregon St.

Average RPI Win:		145	WON-LOST RECORD		WINNING PCT. RANK		LAST 10 GAMES		STRENGTH OF SCHEDULE		OPP. STRENGTH OF SCHEDULE		TEAM RPI		ADJ RPI		CONF. RPI		ADJ CONF. RPI				
Average RPI Loss:		66																					
DIV. I ONLY			20- 7		.74074 50		8- 2		52		88		38		.61401 37		6		6				
DIV. I NON-CONF.			10- 3		.76923 52		0- 0		89		155		53		.59477 53		6		6				
TOTALS		RPI 1-25		RPI 26-50		W-L RECORDS		RPI 51-100		RPI 101-150		RPI 150+											
20- 7		1- 2		4- 0		OVERALL		3- 3		2- 2		10- 0											
6- 1		1- 0		2- 0		HOME		1- 1		0- 0		2- 0											
9- 6		0- 2		2- 0		AWAY		1- 2		2- 2		4- 0											
5- 0		0- 0		0- 0		NEUTRAL		1- 0		0- 0		4- 0											
10- 3		0- 1		1- 0		NON-CONFERENCE		1- 1		1- 1		7- 0											
2- 0		0- 0		1- 0		HOME		0- 0		0- 0		1- 0											
3- 3		0- 1		0- 0		AWAY		0- 1		1- 1		2- 0											
5- 0		0- 0		0- 0		NEUTRAL		1- 0		0- 0		4- 0											
10- 4		1- 1		3- 0		CONFERENCE		2- 2		1- 1		3- 0											
4- 1		1- 0		1- 0		HOME		1- 1		0- 0		1- 0											
6- 3		0- 1		2- 0		AWAY		1- 1		1- 1		2- 0											
0- 0		0- 0		0- 0		NEUTRAL		0- 0		0- 0		0- 0											
RPI	S	Opponent		Score		RPI	S	Opponent		Score		RPI	S	Opponent		Score							
1	A	Stanford		0	3	27	H	Duke		3	0	54	A	Pacific		0	3	103	A	Hofstra	3	1	
22	A	BYU		0	3	40	A	San Diego		3	1	54	H	Pacific		3	0	119	A	UC Santa Barbara	0	3	
22	H	BYU		3	0	40	H	San Diego		3	2	60	A	Harvard		2	3	132	A	San Francisco	0	3	
						41	A	Loyola Marymount		3	2	72	A	Gonzaga		3	2	150	A	St. Mary's (CA)	3	1	
												72	H	Gonzaga		2	3	153	A	Pepperdine	3	1	
												95	N	Northern Ill.		3	0	163	N	Delaware	3	0	
																		180	H	Penn	3	0	
																		195	A	Cal Poly	3	2	
																		201	A	Army	3	0	
																		231	A	Portland	3	0	
																		231	H	Portland	3	1	
																		270	N	Central Conn. St.	3	0	
																		308	N	Lafayette	3	0	
																		324	N	St. Francis Brooklyn	3	0	
						LAST 10 GAMES																	
						231	A	Portland		3	0	150	A	St. Mary's (CA)		3	1						
						72	A	Gonzaga		3	2	41	A	Loyola Marymount		3	2						
						40	H	San Diego		3	2	153	A	Pepperdine		3	1						
						22	H	BYU		3	0	72	H	Gonzaga		2	3						
						54	A	Pacific		0	3	231	H	Portland		3	1						

Non-Div. I Games:

Santa Clara

CSUN

Average RPI Win: 142

Average RPI Loss: 48

WON-LOST RECORD

WINNING PCT. RANK

LAST 10 GAMES

STRENGTH OF SCHEDULE

OPP. STRENGTH OF SCHEDULE

TEAM RPI

ADJ RPI

CONF. RPI

ADJ CONF. RPI

DIV. I ONLY

DIV. I NON-CONF.

14- 8

9- 3

.63636

.75

100

56

5- 5

0- 0

23

11

56

38

40

16

.61109

.66069

38

16

8

7

8

7

TOTALS

RPI 1-25

RPI 26-50

W-L RECORDS

RPI 51-100

RPI 101-150

RPI 150+

14- 8

0- 3

4- 3

OVERALL

2- 0

1- 2

7- 0

2- 2

0- 0

1- 1

HOME

0- 0

0- 1

1- 0

6- 5

0- 2

1- 2

AWAY

2- 0

1- 1

2- 0

6- 1

0- 1

2- 0

NEUTRAL

0- 0

0- 0

4- 0

9- 3

0- 3

3- 0

NON-CONFERENCE

2- 0

0- 0

4- 0

0- 0

0- 0

0- 0

HOME

0- 0

0- 0

0- 0

3- 2

0- 2

1- 0

AWAY

2- 0

0- 0

0- 0

6- 1

0- 1

2- 0

NEUTRAL

0- 0

0- 0

4- 0

5- 5

0- 0

1- 3

CONFERENCE

0- 0

1- 2

3- 0

2- 2

0- 0

1- 1

HOME

0- 0

0- 1

1- 0

3- 3

0- 0

0- 2

AWAY

0- 0

1- 1

2- 0

0- 0

0- 0

0- 0

NEUTRAL

0- 0

0- 0

0- 0

RPI S Opponent Score

RPI S Opponent Score

RPI S Opponent Score

RPI S Opponent Score

1 N Stanford 0 3

19 A Arizona 0 3

24 A Oklahoma 2 3

26 A Long Beach St. 1 3

26 H Long Beach St. 1 3

30 A Hawaii 1 3

30 H Hawaii 3 0

39 N UALR 3 0

40 A San Diego 3 1

42 N Western Ky. 3 0

55 A UNLV 3 2

55 A UNLV 3 1

113 A UC Irvine 3 2

119 A UC Santa Barbara 0 3

141 H UC Davis 2 3

195 A Cal Poly 3 1

198 N Loyola Chicago 3 1

209 N Portland St. 3 0

218 A Cal St. Fullerton 3 0

228 N Eastern Wash. 3 0

277 N Alabama St. 3 0

290 H UC Riverside 3 1

LAST 10 GAMES

30 A Hawaii 1 3

26 H Long Beach St. 1 3

290 H UC Riverside 3 1

141 H UC Davis 2 3

119 A UC Santa Barbara 0 3

195 A Cal Poly 3 1

30 H Hawaii 3 0

26 A Long Beach St. 1 3

113 A UC Irvine 3 2

218 A Cal St. Fullerton 3 0

C
S
U
N

Non-Div. I Games:

CSUN

U
A
L
R

UALR

S
a
n
D
i
e
g
o

San Diego

Average RPI Win: 173		WON-LOST RECORD		WINNING PCT. RANK		LAST 10 GAMES		STRENGTH OF SCHEDULE		OPP. STRENGTH OF SCHEDULE		TEAM RPI		ADJ RPI		CONF. RPI		ADJ CONF. RPI	
DIV. I ONLY		25- 5		.83333 18		9- 1		101		121		39		.60617 42		15		15	
DIV. I NON-CONF.		12- 4		.75 56		0- 0		76		96		44		.60309 44		13		13	
TOTALS		RPI 1-25		RPI 26-50		W-L RECORDS		RPI 51-100		RPI 101-150		RPI 150+							
25- 5		0- 0		2- 2		OVERALL		4- 3		3- 0		16- 0							
11- 0		0- 0		1- 0		HOME		1- 0		2- 0		7- 0							
9- 3		0- 0		1- 1		AWAY		1- 2		1- 0		6- 0							
5- 2		0- 0		0- 1		NEUTRAL		2- 1		0- 0		3- 0							
12- 4		0- 0		2- 2		NON-CONFERENCE		3- 2		0- 0		7- 0							
5- 0		0- 0		1- 0		HOME		0- 0		0- 0		4- 0							
2- 2		0- 0		1- 1		AWAY		1- 1		0- 0		0- 0							
5- 2		0- 0		0- 1		NEUTRAL		2- 1		0- 0		3- 0							
13- 1		0- 0		0- 0		CONFERENCE		1- 1		3- 0		9- 0							
6- 0		0- 0		0- 0		HOME		1- 0		2- 0		3- 0							
7- 1		0- 0		0- 0		AWAY		0- 1		1- 0		6- 0							
0- 0		0- 0		0- 0		NEUTRAL		0- 0		0- 0		0- 0							
RPI S	Opponent	Score		RPI S	Opponent	Score		RPI S	Opponent	Score		RPI S	Opponent	Score					
33 A	Lipscomb	3 0		33 A	Lipscomb	3 0		55 A	UNLV	0 3		124 H	North Texas	3 1					
38 N	CSUN	0 3		38 N	CSUN	0 3		66 N	LIU Brooklyn	1 3		130 A	Fla. Atlantic	3 0					
46 H	Purdue	3 2		46 H	Purdue	3 2		75 A	UTSA	1 3		130 H	Fla. Atlantic	3 1					
50 A	Michigan St.	0 3		50 A	Michigan St.	0 3		76 H	Rice	3 2		159 A	Southern Miss.	3 1					
								83 A	Missouri St.	3 0		161 A	Marshall	3 0					
								100 N	Milwaukee	3 1		161 H	Marshall	3 0					
								100 N	Milwaukee	3 0		168 H	Western Mich.	3 0					
												181 H	Belmont	3 0					
												182 N	Oral Roberts	3 1					
												193 H	Charlotte	3 0					
												202 A	UTEP	3 0					
												241 A	UAB	3 1					
												251 A	FIU	3 0					
												251 H	FIU	3 0					
												255 N	Incarnate Word	3 0					
												257 H	Austin Peay	3 1					
												267 A	Louisiana Tech	3 0					
												288 H	Tennessee Tech	3 0					
												290 N	UC Riverside	3 0					
LAST 10 GAMES				LAST 10 GAMES				LAST 10 GAMES				LAST 10 GAMES							
161 A Marshall 3 0				161 A Marshall 3 0				202 A UTEP 3 0				202 A UTEP 3 0							
159 A Southern Miss. 3 1				159 A Southern Miss. 3 1				75 A UTSA 1 3				75 A UTSA 1 3							
241 A UAB 3 1				241 A UAB 3 1				124 H North Texas 3 1				124 H North Texas 3 1							
130 H Fla. Atlantic 3 1				130 H Fla. Atlantic 3 1				161 H Marshall 3 0				161 H Marshall 3 0							
251 H FIU 3 0				251 H FIU 3 0				193 H Charlotte 3 0				193 H Charlotte 3 0							

Non-Div. I Games:

Western Ky.

Average RPI Win:		161	WON-LOST RECORD		WINNING PCT. RANK		LAST 10 GAMES		STRENGTH OF SCHEDULE		OPP. STRENGTH OF SCHEDULE		TEAM RPI		ADJ RPI		CONF. RPI		ADJ CONF. RPI										
Average RPI Loss:		32																											
DIV. I ONLY			21- 4		.84		15		10- 0		142		65		41		.60532		43		16		16						
DIV. I NON-CONF.			7- 4		.63636		109		0- 0		93		4		67		.58451		61		16		16						
<hr/>																													
TOTALS		RPI 1-25				RPI 26-50				W-L RECORDS				RPI 51-100				RPI 101-150				RPI 150+							
21- 4		1- 1				0- 3				OVERALL				4- 0				4- 0				12- 0							
8- 1		0- 1				0- 0				HOME				3- 0				1- 0				4- 0							
9- 2		0- 0				0- 2				AWAY				1- 0				2- 0				6- 0							
4- 1		1- 0				0- 1				NEUTRAL				0- 0				1- 0				2- 0							
7- 4		1- 1				0- 3				NON-CONFERENCE				3- 0				1- 0				2- 0							
2- 1		0- 1				0- 0				HOME				2- 0				0- 0				0- 0							
1- 2		0- 0				0- 2				AWAY				1- 0				0- 0				0- 0							
4- 1		1- 0				0- 1				NEUTRAL				0- 0				1- 0				2- 0							
14- 0		0- 0				0- 0				CONFERENCE				1- 0				3- 0				10- 0							
6- 0		0- 0				0- 0				HOME				1- 0				1- 0				4- 0							
8- 0		0- 0				0- 0				AWAY				0- 0				2- 0				6- 0							
0- 0		0- 0				0- 0				NEUTRAL				0- 0				0- 0				0- 0							
RPI	S	Opponent				Score				RPI	S	Opponent				Score				RPI	S	Opponent				Score			
15	H	Texas A&M				0 3				30	A	Hawaii				0 3				56	A	Xavier				3 0			
25	N	Ohio St.				3 1				32	N	Arizona St.				2 3				62	H	Virginia Tech				3 1			
										49	A	Northwestern				2 3				67	H	VCU				3 0			
																				95	H	Northern Ill.				3 0			

Non-Div. I Games:

Ohio

SMU

Average RPI Win: 150

Average RPI Loss: 75

WON-LOST RECORD

WINNING PCT. RANK

LAST 10 GAMES

STRENGTH OF SCHEDULE

OPP. STRENGTH OF SCHEDULE

TEAM RPI

ADJ RPI

CONF. RPI

ADJ CONF. RPI

DIV. I ONLY

DIV. I NON-CONF.

21- 5

11- 1

.80769

.91667

24

15

8- 2

0- 0

107

129

67

67

42

29

.60389

.6252

44

28

7

8

7

8

TOTALS

RPI 1-25

RPI 26-50

W-L RECORDS

RPI 51-100

RPI 101-150

RPI 150+

21- 5

12- 1

5- 4

4- 0

1- 0

1- 0

0- 0

0- 0

0- 1

0- 1

0- 0

0- 0

OVERALL

HOME

AWAY

NEUTRAL

4- 3

2- 0

1- 3

1- 0

7- 1

4- 0

2- 1

1- 0

9- 0

5- 0

2- 0

2- 0

11- 1

6- 0

1- 1

4- 0

1- 0

1- 0

0- 0

0- 0

0- 0

0- 0

0- 0

0- 0

NON-CONFERENCE

HOME

AWAY

NEUTRAL

3- 0

1- 0

1- 0

1- 0

3- 1

2- 0

0- 1

1- 0

4- 0

2- 0

0- 0

2- 0

10- 4

6- 1

4- 3

0- 0

0- 0

0- 0

0- 0

0- 0

0- 1

0- 1

0- 0

0- 0

CONFERENCE

HOME

AWAY

NEUTRAL

1- 3

1- 0

0- 3

0- 0

4- 0

2- 0

2- 0

0- 0

5- 0

3- 0

2- 0

0- 0

RPI S Opponent Score

RPI S Opponent Score

RPI S Opponent Score

RPI S Opponent Score

24 H Oklahoma 3 2

35 H UCF 2 3

59 A Temple 2 3

61 A Tulsa 1 3

69 H New Mexico 3 2

78 N South Dakota 3 0

79 A Arkansas 3 2

87 A Memphis 0 3

87 H Memphis 3 1

109 H Col. of Charleston 3 0

123 N Georgia 3 1

125 H Georgia Tech 3 0

132 A San Francisco 0 3

144 A Cincinnati 3 1

144 H Cincinnati 3 1

147 A Houston 3 0

147 H Houston 3 1

154 H South Fla. 3 0

178 A UConn 3 1

186 H East Carolina 3 0

189 A Tulane 3 0

189 H Tulane 3 2

205 H Houston Baptist 3 0

221 N Stony Brook 3 0

260 H Texas Southern 3 1

297 N Fordham 3 0

LAST 10 GAMES

59 A Temple 2 3

186 H East Carolina 3 0

61 A Tulsa 1 3

189 H Tulane 3 2

147 H Houston 3 1

144 H Cincinnati 3 1

87 H Memphis 3 1

147 A Houston 3 0

189 A Tulane 3 0

178 A UConn 3 1

Non-Div. I Games:

SMU

Average RPI Win:	163	WON-LOST RECORD	WINNING PCT. RANK	LAST 10 GAMES	STRENGTH OF SCHEDULE	OPP. STRENGTH OF SCHEDULE	TEAM RPI	ADJ RPI	CONF. RPI	ADJ CONF. RPI	
DIV. I ONLY		20- 5	.8	26	118	84	46	.59834	45	14	12
DIV. I NON-CONF.		6- 5	.54545	146	35	23	66	.58515	60	10	10
<hr/>											
TOTALS	RPI 1-25	RPI 26-50		W-L RECORDS		RPI 51-100		RPI 101-150		RPI 150+	
20- 5	1- 1	0- 1		OVERALL		4- 2		4- 1		11- 0	
8- 0	0- 0	0- 0		HOME		1- 0		1- 0		6- 0	
8- 2	0- 1	0- 0		AWAY		3- 0		1- 1		4- 0	
4- 3	1- 0	0- 1		NEUTRAL		0- 2		2- 0		1- 0	
6- 5	1- 1	0- 1		NON-CONFERENCE		1- 2		2- 1		2- 0	
1- 0	0- 0	0- 0		HOME		0- 0		0- 0		1- 0	
1- 2	0- 1	0- 0		AWAY		1- 0		0- 1		0- 0	
4- 3	1- 0	0- 1		NEUTRAL		0- 2		2- 0		1- 0	
14- 0	0- 0	0- 0		CONFERENCE		3- 0		2- 0		9- 0	
7- 0	0- 0	0- 0		HOME		1- 0		1- 0		5- 0	
7- 0	0- 0	0- 0		AWAY		2- 0		1- 0		4- 0	
0- 0	0- 0	0- 0		NEUTRAL		0- 0		0- 0		0- 0	
RPI S	Opponent	Score		RPI S	Opponent	Score		RPI S	Opponent	Score	
8 A	Oregon	2	3	33 N	Lipscomb	2	3	56 N	Xavier	1	3
25 N	Ohio St.	3	2					58 N	Baylor	2	3
								71 A	George Washington	3	1
								73 H	UNI	3	1
								83 A	Missouri St.	3	0
								85 A	Wichita St.	3	0
											</

Non-Div. I Games:

Illinois St.

Average RPI Win:	141	WON-LOST RECORD	WINNING PCT. RANK	LAST 10 GAMES	STRENGTH OF SCHEDULE	OPP. STRENGTH OF SCHEDULE	TEAM RPI	ADJ RPI	CONF. RPI	ADJ CONF. RPI	
DIV. I ONLY		19- 7	.73077 55	5- 5	93	35	47	.59731 46	3	3	
DIV. I NON-CONF.		10- 2	.83333 33	0- 0	226	110	79	.56913 77	2	2	
<hr/>											
TOTALS	RPI 1-25	RPI 26-50		W-L RECORDS	RPI 51-100		RPI 101-150		RPI 150+		
19- 7	2- 4	3- 1		OVERALL	2- 1		3- 1		9- 0		
10- 3	2- 2	2- 0		HOME	2- 0		1- 1		3- 0		
5- 4	0- 2	1- 1		AWAY	0- 1		2- 0		2- 0		
4- 0	0- 0	0- 0		NEUTRAL	0- 0		0- 0		4- 0		
<hr/>											
10- 2	1- 0	1- 1		NON-CONFERENCE	0- 0		0- 1		8- 0		
5- 1	1- 0	1- 0		HOME	0- 0		0- 1		3- 0		
1- 1	0- 0	0- 1		AWAY	0- 0		0- 0		1- 0		
4- 0	0- 0	0- 0		NEUTRAL	0- 0		0- 0		4- 0		
<hr/>											
9- 5	1- 4	2- 0		CONFERENCE	2- 1		3- 0		1- 0		
5- 2	1- 2	1- 0		HOME	2- 0		1- 0		0- 0		
4- 3	0- 2	1- 0		AWAY	0- 1		2- 0		1- 0		
0- 0	0- 0	0- 0		NEUTRAL	0- 0		0- 0		0- 0		
<hr/>											
RPI S	Opponent	Score	RPI S	Opponent	Score	RPI S	Opponent	Score	RPI S	Opponent	Score
5 H	Wisconsin	0 3	40 H	San Diego	3 0	52 H	Michigan	3 2	105 A	Indiana	3 1
9 A	Illinois	1 3	42 A	Western Ky.	2 3	53 H	Minnesota	3 0	105 H	Indiana	3 0
10 H	Penn St.	2 3	49 A	Northwestern	3 2	82 A	Iowa	1 3	139 H	Saint Louis	2 3
11 A	Nebraska	0 3	50 H	Michigan St.	3 1				143 A	Maryland	3 1
21 H	LSU	3 0							154 H	South Fla.	3 0
25 H	Ohio St.	3 2							168 N	Western Mich.	3 1
									174 H	Notre Dame	3 0
									175 A	Rutgers	3 0
									250 A	Kennesaw St.	3 0
									257 N	Austin Peay	3 0
									272 N	Elon	3 0
									291 N	UNC Asheville	3 0
									303 H	Morehead St.	3 0
<hr/>											
LAST 10 GAMES											
82 A	Iowa	1 3	49 A	Northwestern	3 2						
11 A	Nebraska	0 3	25 H	Ohio St.	3 2						
53 H	Minnesota	3 0	10 H	Penn St.	2 3						
5 H	Wisconsin	0 3	105 A	Indiana	3 1						
9 A	Illinois	1 3	105 H	Indiana	3 0						

Non-Div. I Games:

Purdue

Utah				Through Games Of Nov. 9, 2014								
Average RPI Win:	118	WON-LOST RECORD	WINNING PCT. RANK	LAST 10 GAMES	STRENGTH OF SCHEDULE	OPP. STRENGTH OF SCHEDULE	TEAM RPI	ADJ RPI	CONF. RPI	ADJ CONF. RPI		
DIV. I ONLY		14- 11	.56	143	35	8	48	.59674	47	1	1	
DIV. I NON-CONF.		10- 1	.90909	19	113	59	25	.62758	27	1	1	
<hr/>												
TOTALS	RPI 1-25	RPI 26-50		W-L RECORDS		RPI 51-100		RPI 101-150		RPI 150+		
14- 11	2- 7	2- 3		OVERALL		1- 1		5- 0		4- 0		
8- 2	2- 2	1- 0		HOME		1- 0		2- 0		2- 0		
3- 9	0- 5	1- 3		AWAY		0- 1		2- 0		0- 0		
3- 0	0- 0	0- 0		NEUTRAL		0- 0		1- 0		2- 0		
<hr/>												
10- 1	0- 1	1- 0		NON-CONFERENCE		1- 0		4- 0		4- 0		
4- 0	0- 0	0- 0		HOME		1- 0		1- 0		2- 0		
3- 1	0- 1	1- 0		AWAY		0- 0		2- 0		0- 0		
3- 0	0- 0	0- 0		NEUTRAL		0- 0		1- 0		2- 0		
<hr/>												
4- 10	2- 6	1- 3		CONFERENCE		0- 1		1- 0		0- 0		
4- 2	2- 2	1- 0		HOME		0- 0		1- 0		0- 0		
0- 8	0- 4	0- 3		AWAY		0- 1		0- 0		0- 0		
0- 0	0- 0	0- 0		NEUTRAL		0- 0		0- 0		0- 0		
<hr/>												
RPI S	Opponent	Score	RPI S	Opponent	Score	RPI S	Opponent	Score	RPI S	Opponent	Score	
1 H	Stanford	1 3	29 A	Colorado	2 3	83 H	Missouri St.	3 2	107 H	California	3 2	
3 A	Washington	0 3	32 A	Arizona St.	2 3	99 A	Washington St.	0 3	121 H	New Mexico St.	3 0	
14 A	Southern California	1 3	32 H	Arizona St.	3 1				125 N	Georgia Tech	3 0	
14 H	Southern California	3 0	33 A	Lipscomb	3 1				129 A	Utah St.	3 0	
17 A	UCLA	2 3	36 A	Oregon St.	2 3				150 A	St. Mary's (CA)	3 0	
17 H	UCLA	3 0							184 N	East Tenn. St.	3 0	
19 A	Arizona	0 3							191 H	Utah Valley	3 0	
19 H	Arizona	0 3							195 N	Cal Poly	3 0	
22 A	BYU	0 3							264 H	Montana St.	3 0	
<hr/>												
LAST 10 GAMES												
17 H UCLA						3	0	3	A Washington			0 3
14 H Southern California						3	0	1	H Stanford			1 3
19 A Arizona						0	3	107	H California			3 2
32 A Arizona St.						2	3	14	A Southern California			1 3
99 A Washington St.						0	3	17	A UCLA			2 3

Non-Div. I Games:

Utah

Average RPI Win: 168		WON-LOST	WINNING	LAST 10	STRENGTH OF		OPP. STRENGTH	TEAM	ADJ	CONF.	ADJ CONF.
Average RPI Loss: 25		RECORD	PCT. RANK	GAMES	SCHEDULE		OF SCHEDULE	RPI	RPI	RPI	RPI
DIV. I ONLY		21- 4	.84	15	8- 2		157	66	45	.5963	48
DIV. I NON-CONF.		12- 1	.92308	12	0- 0		231	137	60	.58317	64
TOTALS		RPI 1-25	RPI 26-50		W-L RECORDS		RPI 51-100		RPI 101-150		RPI 150+
21- 4	0- 2	1- 1		OVERALL		4- 1		4- 0		12- 0	
11- 2	0- 2	0- 0		HOME		2- 0		2- 0		7- 0	
6- 2	0- 0	1- 1		AWAY		1- 1		2- 0		2- 0	
4- 0	0- 0	0- 0		NEUTRAL		1- 0		0- 0		3- 0	
12- 1	0- 0	0- 1		NON-CONFERENCE		2- 0		1- 0		9- 0	
7- 0	0- 0	0- 0		HOME		1- 0		1- 0		5- 0	
1- 1	0- 0	0- 1		AWAY		0- 0		0- 0		1- 0	
4- 0	0- 0	0- 0		NEUTRAL		1- 0		0- 0		3- 0	
9- 3	0- 2	1- 0		CONFERENCE		2- 1		3- 0		3- 0	
4- 2	0- 2	0- 0		HOME		1- 0		1- 0		2- 0	
5- 1	0- 0	1- 0		AWAY		1- 1		2- 0		1- 0	
0- 0	0- 0	0- 0		NEUTRAL		0- 0		0- 0		0- 0	
RPI S	Opponent	Score	RPI S	Opponent	Score	RPI S	Opponent	Score	RPI S	Opponent	Score
2	H Florida St.	2 3	27	A Duke	3 2	62	A Virginia Tech	1 3	117	H Boston College	3 0
6	H North Carolina	2 3	29	A Colorado	1 3	66	H LIU Brooklyn	3 1	125	A Georgia Tech	3 0
						86	H Louisville	3 1	146	H Duquesne	3 0
						94	N Dayton	3 0	148	A Wake Forest	3 0
						96	A Clemson	3 1	154	H South Fla.	3 1
									163	H Delaware	3 0
									174	H Notre Dame	3 0
									203	A Syracuse	3 1
									203	H Syracuse	3 0
									204	N Middle Tenn.	3 0
									209	N Portland St.	3 0
									210	N Ga. Southern	3 0
									239	A Bowling Green	3 0
									256	H Niagara	3 0
									283	H Sacred Heart	3 0
									316	H Norfolk St.	3 0
			LAST 10 GAMES								
			148	A Wake Forest	3 0	2	H Florida St.	2 3			
			27	A Duke	3 2	96	A Clemson	3 1			
			203	H Syracuse	3 0	125	A Georgia Tech	3 0			
			62	A Virginia Tech	1 3	203	A Syracuse	3 1			
			86	H Louisville	3 1	174	H Notre Dame	3 0			

Non-Div. I Games:

Pittsburgh

Average RPI Win:	122	WON-LOST RECORD	WINNING PCT. RANK	LAST 10 GAMES	STRENGTH OF SCHEDULE	OPP. STRENGTH OF SCHEDULE	TEAM RPI	ADJ RPI	CONF. RPI	ADJ CONF. RPI	
DIV. I ONLY		15- 10	.6 122	2- 8	50	25	51	.59076 49	3	3	
DIV. I NON-CONF.		10- 1	.90909 19	0- 0	120	46	26	.63015 25	2	2	
<hr/>											
TOTALS	RPI 1-25	RPI 26-50		W-L RECORDS	RPI 51-100		RPI 101-150		RPI 150+		
15- 10	1- 5	2- 3		OVERALL	4- 1		1- 1		7- 0		
9- 3	1- 1	1- 1		HOME	2- 0		1- 1		4- 0		
2- 7	0- 4	0- 2		AWAY	2- 1		0- 0		0- 0		
4- 0	0- 0	1- 0		NEUTRAL	0- 0		0- 0		3- 0		
<hr/>											
10- 1	0- 0	2- 1		NON-CONFERENCE	2- 0		0- 0		6- 0		
5- 0	0- 0	1- 0		HOME	1- 0		0- 0		3- 0		
1- 1	0- 0	0- 1		AWAY	1- 0		0- 0		0- 0		
4- 0	0- 0	1- 0		NEUTRAL	0- 0		0- 0		3- 0		
<hr/>											
5- 9	1- 5	0- 2		CONFERENCE	2- 1		1- 1		1- 0		
4- 3	1- 1	0- 1		HOME	1- 0		1- 1		1- 0		
1- 6	0- 4	0- 1		AWAY	1- 1		0- 0		0- 0		
0- 0	0- 0	0- 0		NEUTRAL	0- 0		0- 0		0- 0		
<hr/>											
RPI S	Opponent	Score	RPI S	Opponent	Score	RPI S	Opponent	Score	RPI S	Opponent	Score
5 H	Wisconsin	0 <div>3</div>	29 N	Colorado	3 2	51 H	Virginia	3 0	105 H	Indiana	2 <div>3</div>
9 A	Illinois	1 <div>3</div>	40 A	San Diego	0 <div>3</div>	52 A	Michigan	3 1	143 H	Maryland	3 2
9 H	Illinois	3 2	43 H	Ohio	3 2	53 H	Minnesota	3 0	151 H	Youngstown St.	3 0
10 A	Penn St.	0 <div>3</div>	46 H	Purdue	2 <div>3</div>	82 A	Iowa	2 <div>3</div>	175 H	Rutgers	3 0
11 A	Nebraska	0 <div>3</div>	50 A	Michigan St.	0 <div>3</div>	95 A	Northern Ill.	3 0	185 N	Presbyterian	3 0
25 A	Ohio St.	1 <div>3</div>							198 H	Loyola Chicago	3 1
									200 N	Brown	3 0
									218 N	Cal St. Fullerton	3 1
									223 H	Green Bay	3 0
<hr/>											
			LAST 10 GAMES								
			9 A Illinois 1 <div>3</div>			46 H Purdue 2 <div>3</div>					
			9 H Illinois 3 2			82 A Iowa 2 <div>3</div>					
			50 A Michigan St. 0 <div>3</div>			11 A Nebraska 0 <div>3</div>					
			52 A Michigan 3 1			25 A Ohio St. 1 <div>3</div>					
			105 H Indiana 2 <div>3</div>			10 A Penn St. 0 <div>3</div>					

Average RPI Win: 129		WON-LOST RECORD		WINNING PCT. RANK		LAST 10 GAMES		STRENGTH OF SCHEDULE		OPP. STRENGTH OF SCHEDULE		TEAM RPI		ADJ RPI		CONF. RPI		ADJ CONF. RPI					
DIV. I ONLY		13- 12		.52 159		4- 6		20		26		50		.5869 50		3		3					
DIV. I NON-CONF.		7- 4		.63636 109		0- 0		18		49		33		.61766 33		2		2					
TOTALS		RPI 1-25		RPI 26-50		W-L RECORDS		RPI 51-100		RPI 101-150		RPI 150+											
13- 12		0- 7		3- 2		OVERALL		3- 3		3- 0		4- 0											
5- 7		0- 4		2- 1		HOME		3- 2		0- 0		0- 0											
6- 5		0- 3		1- 1		AWAY		0- 1		3- 0		2- 0											
2- 0		0- 0		0- 0		NEUTRAL		0- 0		0- 0		2- 0											
7- 4		0- 2		2- 1		NON-CONFERENCE		1- 1		1- 0		3- 0											
2- 3		0- 1		1- 1		HOME		1- 1		0- 0		0- 0											
3- 1		0- 1		1- 0		AWAY		0- 0		1- 0		1- 0											
2- 0		0- 0		0- 0		NEUTRAL		0- 0		0- 0		2- 0											
6- 8		0- 5		1- 1		CONFERENCE		2- 2		2- 0		1- 0											
3- 4		0- 3		1- 0		HOME		2- 1		0- 0		0- 0											
3- 4		0- 2		0- 1		AWAY		0- 1		2- 0		1- 0											
0- 0		0- 0		0- 0		NEUTRAL		0- 0		0- 0		0- 0											
RPI	S	Opponent		Score		RPI	S	Opponent		Score		RPI	S	Opponent		Score							
5	H	Wisconsin		0	3	27	H	Duke		2	3	52	A	Michigan		1	3	105	A	Indiana	3	1	
6	H	North Carolina		0	3	36	A	Oregon St.		3	1	52	H	Michigan		3	1	143	A	Maryland	3	0	
8	A	Oregon		1	3	42	H	Western Ky.		3	0	53	H	Minnesota		1	3	149	A	Samford	3	1	
9	H	Illinois		1	3	46	A	Purdue		1	3	66	H	LIU Brooklyn		2	3	175	A	Rutgers	3	0	
10	A	Penn St.		0	3	49	H	Northwestern		3	0	82	H	Iowa		3	0	241	A	UAB	3	0	
11	H	Nebraska		1	3							100	H	Milwaukee		3	0	246	N	Jacksonville St.	3	0	
25	A	Ohio St.		2	3													259	N	Southeastern La.	3	0	
LAST 10 GAMES																							
		5 H Wisconsin		0	3			25 A Ohio St.		2	3												
		53 H Minnesota		1	3			175 A Rutgers		3	0												
		49 H Northwestern		3	0			143 A Maryland		3	0												
		9 H Illinois		1	3			82 H Iowa		3	0												
		10 A Penn St.		0	3			11 H Nebraska		1	3												

Non-Div. I Games:

Michigan St.

Average RPI Win: 122		WON-LOST RECORD		WINNING PCT. RANK		LAST 10 GAMES		STRENGTH OF SCHEDULE		OPP. STRENGTH OF SCHEDULE		TEAM RPI		ADJ RPI		CONF. RPI		ADJ CONF. RPI	
DIV. I ONLY		15- 11		.57692 134		6- 4		25		50		49		.58622 51		4		4	
DIV. I NON-CONF.		7- 6		.53846 147		0- 0		67		111		97		.55004 95		4		4	
TOTALS		RPI 1-25		RPI 26-50		W-L RECORDS		RPI 51-100		RPI 101-150		RPI 150+							
15- 11		0- 2		1- 4		OVERALL		7- 1		2- 2		5- 2							
8- 1		0- 0		1- 1		HOME		4- 0		1- 0		2- 0							
4- 7		0- 2		0- 3		AWAY		3- 1		0- 1		1- 0							
3- 3		0- 0		0- 0		NEUTRAL		0- 0		1- 1		2- 2							
7- 6		0- 0		1- 1		NON-CONFERENCE		1- 1		1- 2		4- 2							
3- 0		0- 0		1- 0		HOME		1- 0		0- 0		1- 0							
1- 3		0- 0		0- 1		AWAY		0- 1		0- 1		1- 0							
3- 3		0- 0		0- 0		NEUTRAL		0- 0		1- 1		2- 2							
8- 5		0- 2		0- 3		CONFERENCE		6- 0		1- 0		1- 0							
5- 1		0- 0		0- 1		HOME		3- 0		1- 0		1- 0							
3- 4		0- 2		0- 2		AWAY		3- 0		0- 0		0- 0							
0- 0		0- 0		0- 0		NEUTRAL		0- 0		0- 0		0- 0							
RPI	S	Opponent		Score		RPI	S	Opponent		Score		RPI	S	Opponent		Score			
2	A	Florida St.		1	3	27	A	Duke		0	3	62	A	Virginia Tech		3	2		
6	A	North Carolina		0	3	27	H	Duke		0	3	66	H	LIU Brooklyn		3	1		
						28	H	Alabama		3	1	67	A	VCU		2	3		
						34	A	Miami (FL)		1	3	86	A	Louisville		3	2		
						49	A	Northwestern		0	3	86	H	Louisville		3	1		
												91	H	North Carolina St.		3	2		
												96	A	Clemson		3	1		
												96	H	Clemson		3	1		
														116 N Ball St.		0	3		
														134 N Eastern Mich.		3	1		
														135 A Liberty		2	3		
														148 H Wake Forest		3	1		
														151 N Youngstown St.		2	3		
														161 A Marshall		3	0		
														174 H Notre Dame		3	2		
														184 N East Tenn. St.		3	1		
														196 N Ill.-Chicago		3	1		
														198 N Loyola Chicago		2	3		
														220 H Navy		3	1		
LAST 10 GAMES																			
						34	A	Miami (FL)		1	3	91	H	North Carolina St.		3	2		
						2	A	Florida St.		1	3	27	A	Duke		0	3		
						86	A	Louisville		3	2	62	A	Virginia Tech		3	2		
						96	A	Clemson		3	1	6	A	North Carolina		0	3		
						174	H	Notre Dame		3	2	86	H	Louisville		3	1		

Non-Div. I Games:

Virginia

Average RPI Win:	113	WON-LOST RECORD	WINNING PCT. RANK	LAST 10 GAMES	STRENGTH OF SCHEDULE	OPP. STRENGTH OF SCHEDULE	TEAM RPI	ADJ RPI	CONF. RPI	ADJ CONF. RPI		
DIV. I ONLY		11- 13	.45833	194	5- 5	13	21	59	.58557	52	3	3
DIV. I NON-CONF.		5- 5	.5	163	0- 0	10	32	52	.59921	47	2	2
<hr/>												
TOTALS	RPI 1-25	RPI 26-50		W-L RECORDS		RPI 51-100		RPI 101-150		RPI 150+		
11- 13	1- 7	2- 4		OVERALL		2- 1		3- 1		3- 0		
7- 5	1- 4	2- 1		HOME		2- 0		1- 0		1- 0		
2- 8	0- 3	0- 3		AWAY		0- 1		1- 1		1- 0		
2- 0	0- 0	0- 0		NEUTRAL		0- 0		1- 0		1- 0		
5- 5	0- 3	1- 1		NON-CONFERENCE		0- 1		2- 0		2- 0		
3- 2	0- 2	1- 0		HOME		0- 0		1- 0		1- 0		
0- 3	0- 1	0- 1		AWAY		0- 1		0- 0		0- 0		
2- 0	0- 0	0- 0		NEUTRAL		0- 0		1- 0		1- 0		
6- 8	1- 4	1- 3		CONFERENCE		2- 0		1- 1		1- 0		
4- 3	1- 2	1- 1		HOME		2- 0		0- 0		0- 0		
2- 5	0- 2	0- 2		AWAY		0- 0		1- 1		1- 0		
0- 0	0- 0	0- 0		NEUTRAL		0- 0		0- 0		0- 0		
<hr/>												
RPI S	Opponent	Score	RPI S	Opponent	Score	RPI S	Opponent	Score	RPI S	Opponent	Score	
5 H	Wisconsin	2 3	27 H	Duke	3 2	53 H	Minnesota	3 0	105 A	Indiana	2 3	
6 H	North Carolina	0 3	36 A	Oregon St.	2 3	79 A	Arkansas	2 3	134 H	Eastern Mich.	3 0	
8 A	Oregon	0 3	46 A	Purdue	2 3	82 H	Iowa	3 0	137 N	Stephen F. Austin	3 1	
9 H	Illinois	2 3	49 H	Northwestern	1 3				143 A	Maryland	3 0	
10 A	Penn St.	0 3	50 A	Michigan St.	1 3				151 H	Youngstown St.	3 0	
11 H	Nebraska	3 0	50 H	Michigan St.	3 1				175 A	Rutgers	3 0	
16 H	Kansas St.	1 3							285 N	Tennessee St.	3 0	
25 A	Ohio St.	0 3										
<hr/>												
LAST 10 GAMES												
53 H Minnesota						3	0	10 A Penn St.	0	3		
5 H Wisconsin						2	3	143 A Maryland	3	0		
9 H Illinois						2	3	175 A Rutgers	3	0		
49 H Northwestern						1	3	11 H Nebraska	3	0		
25 A Ohio St.						0	3	82 H Iowa	3	0		

Average RPI Win:	130	WON-LOST RECORD	WINNING PCT. RANK	LAST 10 GAMES	STRENGTH OF SCHEDULE	OPP. STRENGTH OF SCHEDULE	TEAM RPI	ADJ RPI	CONF. RPI	ADJ CONF. RPI	
Average RPI Loss:	38										
DIV. I ONLY	15- 10	.6	122	4- 6	56	23	56	.5849	53	3	3
DIV. I NON-CONF.	10- 1	.90909	19	0- 0	170	44	36	.61262	35	2	2
<hr/>											
TOTALS	RPI 1-25	RPI 26-50		W-L RECORDS	RPI 51-100		RPI 101-150		RPI 150+		
15- 10	2- 5	1- 2		OVERALL	4- 2		3- 1		5- 0		
8- 4	2- 3	0- 0		HOME	3- 1		1- 0		2- 0		
3- 6	0- 2	1- 2		AWAY	1- 1		0- 1		1- 0		
4- 0	0- 0	0- 0		NEUTRAL	0- 0		2- 0		2- 0		
10- 1	1- 0	0- 0		NON-CONFERENCE	3- 1		2- 0		4- 0		
4- 1	1- 0	0- 0		HOME	2- 1		0- 0		1- 0		
2- 0	0- 0	0- 0		AWAY	1- 0		0- 0		1- 0		
4- 0	0- 0	0- 0		NEUTRAL	0- 0		2- 0		2- 0		
5- 9	1- 5	1- 2		CONFERENCE	1- 1		1- 1		1- 0		
4- 3	1- 3	0- 0		HOME	1- 0		1- 0		1- 0		
1- 6	0- 2	1- 2		AWAY	0- 1		0- 1		0- 0		
0- 0	0- 0	0- 0		NEUTRAL	0- 0		0- 0		0- 0		
<hr/>											
RPI S	Opponent	Score		RPI S	Opponent	Score		RPI S	Opponent	Score	
5 A	Wisconsin	0	3	46 A	Purdue	0	3	52 A	Michigan	0	3
5 H	Wisconsin	0	3	49 A	Northwestern	0	3	61 H	Tulsa	3	1
9 A	Illinois	0	3	50 A	Michigan St.	3	1	82 H	Iowa	3	0
10 H	Penn St.	1	3					86 H	Louisville	1	3
11 H	Nebraska	2	3					93 A	Yale	3	0
18 H	Iowa St.	3	1					100 H	Milwaukee	3	1
25 H	Ohio St.	3	2								

Non-Div. I Games:

Minnesota

Average RPI Win:	164	WON-LOST RECORD	WINNING PCT. RANK	LAST 10 GAMES	STRENGTH OF SCHEDULE	OPP. STRENGTH OF SCHEDULE	TEAM RPI	ADJ RPI	CONF. RPI	ADJ CONF. RPI		
Average RPI Loss:	30											
DIV. I ONLY		19- 7	.73077	55	6- 4	102	72	53	.58394	54	6	6
DIV. I NON-CONF.		11- 2	.84615	30	0- 0	205	143	75	.57227	74	6	6
<hr/>												
TOTALS	RPI 1-25	RPI 26-50		W-L RECORDS		RPI 51-100		RPI 101-150		RPI 150+		
19- 7	0- 3	3- 4		OVERALL		1- 0		6- 0		9- 0		
7- 3	0- 2	3- 1		HOME		0- 0		2- 0		2- 0		
6- 3	0- 1	0- 2		AWAY		1- 0		2- 0		3- 0		
6- 1	0- 0	0- 1		NEUTRAL		0- 0		2- 0		4- 0		
11- 2	0- 1	1- 1		NON-CONFERENCE		0- 0		3- 0		7- 0		
2- 1	0- 1	1- 0		HOME		0- 0		0- 0		1- 0		
3- 0	0- 0	0- 0		AWAY		0- 0		1- 0		2- 0		
6- 1	0- 0	0- 1		NEUTRAL		0- 0		2- 0		4- 0		
8- 5	0- 2	2- 3		CONFERENCE		1- 0		3- 0		2- 0		
5- 2	0- 1	2- 1		HOME		0- 0		2- 0		1- 0		
3- 3	0- 1	0- 2		AWAY		1- 0		1- 0		1- 0		
0- 0	0- 0	0- 0		NEUTRAL		0- 0		0- 0		0- 0		
RPI S	Opponent	Score	RPI S	Opponent	Score	RPI S	Opponent	Score	RPI S	Opponent	Score	
14 H	Southern California	2 3	36 N	Oregon St.	0 3	72 A	Gonzaga	3 2	107 A	California	3 0	
22 A	BYU	0 3	37 A	Santa Clara	0 3				119 N	UC Santa Barbara	3 0	
22 H	BYU	1 3	37 H	Santa Clara	3 0				128 N	North Dakota	3 1	
			39 H	UALR	3 0				132 H	San Francisco	3 0	
			40 A	San Diego	1 3				150 A	St. Mary's (CA)	3 0	
			40 H	San Diego	2 3				150 H	St. Mary's (CA)	3 0	
			41 H	Loyola Marymount	3 2				153 H	Pepperdine	3 0	
									164 A	Seattle	3 1	
									219 N	SIUE	3 0	
									231 A	Portland	3 0	
									240 H	Rider	3 0	
									245 A	Mississippi St.	3 0	
									248 N	Nevada	3 1	
									308 N	Lafayette	3 0	
									330 N	Mississippi Val.	3 0	
<hr/>												
LAST 10 GAMES												
22 A	BYU	0 3	231 A	Portland	3 0							
40 A	San Diego	1 3	72 A	Gonzaga	3 2							
150 A	St. Mary's (CA)	3 0	40 H	San Diego	2 3							
37 H	Santa Clara	3 0	22 H	BYU	1 3							
132 H	San Francisco	3 0	150 H	St. Mary's (CA)	3 0							

Non-Div. I Games:

Pacific

Average RPI Win:		192	WON-LOST RECORD		WINNING PCT. RANK		LAST 10 GAMES		STRENGTH OF SCHEDULE		OPP. STRENGTH OF SCHEDULE		TEAM RPI		ADJ RPI		CONF. RPI		ADJ CONF. RPI	
Average RPI Loss:		34																		
DIV. I ONLY			22- 6		.78571 30		9- 1		136		126		54		.58376 55		10		10	
DIV. I NON-CONF.			12- 3		.8 41		0- 0		179		141		76		.56878 78		11		11	
TOTALS		RPI 1-25		RPI 26-50		W-L RECORDS		RPI 51-100		RPI 101-150		RPI 150+								
22- 6		1- 2		1- 2		OVERALL		3- 2		3- 0		14- 0								
8- 3		1- 0		1- 2		HOME		1- 1		0- 0		5- 0								
9- 3		0- 2		0- 0		AWAY		2- 1		2- 0		5- 0								
5- 0		0- 0		0- 0		NEUTRAL		0- 0		1- 0		4- 0								
12- 3		0- 1		1- 2		NON-CONFERENCE		1- 0		2- 0		8- 0								
4- 2		0- 0		1- 2		HOME		0- 0		0- 0		3- 0								
3- 1		0- 1		0- 0		AWAY		1- 0		1- 0		1- 0								
5- 0		0- 0		0- 0		NEUTRAL		0- 0		1- 0		4- 0								
10- 3		1- 1		0- 0		CONFERENCE		2- 2		1- 0		6- 0								
4- 1		1- 0		0- 0		HOME		1- 1		0- 0		2- 0								
6- 2		0- 1		0- 0		AWAY		1- 1		1- 0		4- 0								
0- 0		0- 0		0- 0		NEUTRAL		0- 0		0- 0		0- 0								
RPI	S	Opponent		Score		RPI	S	Opponent		Score		RPI	S	Opponent		Score				
3	A	Washington		0	3	38	H	CSUN		1	3	57	A	Wyoming		0	3			
12	A	Colorado St.		1	3	38	H	CSUN		2	3	57	H	Wyoming		2	3			
12	H	Colorado St.		3	1	42	H	Western Ky.		3	0	63	A	Seton Hall		3	1			
												69	A	New Mexico		3	2			
												69	H	New Mexico		3	0			
					</															

Non-Div. I Games:

UNLV

Average RPI Win:	162	WON-LOST RECORD	WINNING PCT. RANK	LAST 10 GAMES	STRENGTH OF SCHEDULE	OPP. STRENGTH OF SCHEDULE	TEAM RPI	ADJ RPI	CONF. RPI	ADJ CONF. RPI
Average RPI Loss:	49									
DIV. I ONLY		16- 11	.59259 126	7- 3	42	86	58	.58095 56	9	9
DIV. I NON-CONF.		7- 5	.58333 130	0- 0	7	72	32	.61989 32	9	9
<hr/>										
TOTALS	RPI 1-25	RPI 26-50		W-L RECORDS	RPI 51-100		RPI 101-150		RPI 150+	
16- 11	0- 4	2- 3		OVERALL	1- 3		5- 1		8- 0	
8- 6	0- 2	1- 2		HOME	0- 2		3- 0		4- 0	
6- 5	0- 2	0- 1		AWAY	1- 1		1- 1		4- 0	
2- 0	0- 0	1- 0		NEUTRAL	0- 0		1- 0		0- 0	
<hr/>										
7- 5	0- 2	2- 1		NON-CONFERENCE	0- 1		4- 1		1- 0	
5- 2	0- 1	1- 1		HOME	0- 0		3- 0		1- 0	
0- 3	0- 1	0- 0		AWAY	0- 1		0- 1		0- 0	
2- 0	0- 0	1- 0		NEUTRAL	0- 0		1- 0		0- 0	
<hr/>										
9- 6	0- 2	0- 2		CONFERENCE	1- 2		1- 0		7- 0	
3- 4	0- 1	0- 1		HOME	0- 2		0- 0		3- 0	
6- 2	0- 1	0- 1		AWAY	1- 0		1- 0		4- 0	
0- 0	0- 0	0- 0		NEUTRAL	0- 0		0- 0		0- 0	
<hr/>										
RPI S	Opponent	Score		RPI S	Opponent	Score		RPI S	Opponent	Score
13 A	Kentucky	1	3	31 A	Creighton	0	3	63 A	Seton Hall	3 2
23 A	Marquette	0	3	31 H	Creighton	1	3	63 H	Seton Hall	1 3
23 H	Marquette	1	3	33 H	Lipscomb	3	1	80 H	Butler	2 3
25 H	Ohio St.	2	3	43 H	Ohio	0	3	94 A	Dayton	2 3
				45 N	Illinois St.	3	1			

Non-Div. I Games:

Xavier

Average RPI Win:	163	WON-LOST	WINNING	LAST 10	STRENGTH OF	OPP. STRENGTH	TEAM	ADJ	CONF.	ADJ CONF.	
Average RPI Loss:	98	RECORD	PCT. RANK	GAMES	SCHEDULE	OF SCHEDULE	RPI	RPI	RPI	RPI	
DIV. I ONLY	20- 6	.76923	34	8- 2	127	97	52	.5805	57	10	10
DIV. I NON-CONF.	11- 2	.84615	30	0- 0	191	122	68	.57747	70	11	11
<hr/>											
TOTALS	RPI 1-25	RPI 26-50		W-L RECORDS		RPI 51-100		RPI 101-150		RPI 150+	
20- 6	0- 1	0- 0		OVERALL		5- 1		5- 4		10- 0	
10- 2	0- 1	0- 0		HOME		2- 1		4- 0		4- 0	
5- 4	0- 0	0- 0		AWAY		2- 0		0- 4		3- 0	
5- 0	0- 0	0- 0		NEUTRAL		1- 0		1- 0		3- 0	
<hr/>											
11- 2	0- 0	0- 0		NON-CONFERENCE		2- 1		2- 1		7- 0	
5- 1	0- 0	0- 0		HOME		1- 1		1- 0		3- 0	
1- 1	0- 0	0- 0		AWAY		0- 0		0- 1		1- 0	
5- 0	0- 0	0- 0		NEUTRAL		1- 0		1- 0		3- 0	
<hr/>											
9- 4	0- 1	0- 0		CONFERENCE		3- 0		3- 3		3- 0	
5- 1	0- 1	0- 0		HOME		1- 0		3- 0		1- 0	
4- 3	0- 0	0- 0		AWAY		2- 0		0- 3		2- 0	
0- 0	0- 0	0- 0		NEUTRAL		0- 0		0- 0		0- 0	
<hr/>											
RPI S	Opponent	Score	RPI S	Opponent	Score	RPI S	Opponent	Score	RPI S	Opponent	Score
12 H	Colorado St.	0 3				55 A	UNLV	3 2	102 A	Northern Colo.	1 3
						55 H	UNLV	3 0	116 H	Ball St.	3 1
						69 A	New Mexico	3 1	129 A	Utah St.	2 3
						72 H	Gonzaga	2 3	129 H	Utah St.	3 1
						84 H	Furman	3 1	133 A	Boise St.	1 3
						99 N	Washington St.	3 0	133 H	Boise St.	3 2
									138 A	San Diego St.	2 3
									138 H	San Diego St.	3 1
									141 N	UC Davis	3 1
									170 N	Hampton	3 0
									191 N	Utah Valley	3 0
									195 N	Cal Poly	3 1
									211 H	South Ala.	3 0
									214 A	Air Force	3 1
									233 A	Fresno St.	3 0
									233 H	Fresno St.	3 0
									254 A	Montana	3 0
									254 H	Montana	3 0
									292 H	Weber St.	3 0
<hr/>											
LAST 10 GAMES											
						233 A	Fresno St.	3 0	69 A	New Mexico	3 1
						138 A	San Diego St.	2 3	214 A	Air Force	3 1
						55 A	UNLV	3 2	233 H	Fresno St.	3 0
						133 H	Boise St.	3 2	12 H	Colorado St.	0 3
						129 H	Utah St.	3 1	55 H	UNLV	3 0

Non-Div. I Games:

Wyoming

Average RPI Win:	124	WON-LOST RECORD	WINNING PCT. RANK	LAST 10 GAMES	STRENGTH OF SCHEDULE	OPP. STRENGTH OF SCHEDULE	TEAM RPI	ADJ RPI	CONF. RPI	ADJ CONF. RPI	
DIV. I ONLY	13- 13	.5	166	3- 7	18	40	60	.57967	58	2	2
DIV. I NON-CONF.	10- 5	.66667	88	1- 0	58	108	55	.58749	57	3	3
<hr/>											
TOTALS	RPI 1-25	RPI 26-50		W-L RECORDS	RPI 51-100		RPI 101-150		RPI 150+		
13- 13	2- 7	1- 0		OVERALL	3- 4		3- 1		4- 1		
6- 5	1- 2	0- 0		HOME	1- 1		1- 1		3- 1		
5- 5	1- 3	0- 0		AWAY	2- 2		2- 0		0- 0		
2- 3	0- 2	1- 0		NEUTRAL	0- 1		0- 0		1- 0		
<hr/>											
10- 5	0- 2	1- 0		NON-CONFERENCE	3- 2		2- 0		4- 1		
5- 1	0- 0	0- 0		HOME	1- 0		1- 0		3- 1		
3- 1	0- 0	0- 0		AWAY	2- 1		1- 0		0- 0		
2- 3	0- 2	1- 0		NEUTRAL	0- 1		0- 0		1- 0		
<hr/>											
3- 8	2- 5	0- 0		CONFERENCE	0- 2		1- 1		0- 0		
1- 4	1- 2	0- 0		HOME	0- 1		0- 1		0- 0		
2- 4	1- 3	0- 0		AWAY	0- 1		1- 0		0- 0		
0- 0	0- 0	0- 0		NEUTRAL	0- 0		0- 0		0- 0		
<hr/>											
RPI S	Opponent	Score		RPI S	Opponent	Score		RPI S	Opponent	Score	
4 A	Texas	0	3	45 N	Illinois St.	3	2	71 A	George Washington	3	0
16 A	Kansas St.	3	2					74 A	Texas-Arlington	3	1
18 H	Iowa St.	3	2					75 A	UTSA	1	3
20 A	Kansas	0	3					76 H	Rice	3	1
20 H	Kansas	1	3					81 A	TCU	1	3
21 N	LSU	2	3					85 N	Wichita St.	0	3
21 N	LSU	1	3					90 H	West Virginia	1	3
24 A	Oklahoma	1	3								
24 H	Oklahoma	0	3								
<hr/>											
LAST 10 GAMES											
24 H	Oklahoma	0	3	24 A	Oklahoma	1	3	106 A	Texas Tech	3	1
20 A	Kansas	0	3	140 H	La.-Lafayette	3	1	106 H	Texas Tech	2	3
106 A	Texas Tech	3	1	20 H	Kansas	1	3	127 A	Texas St.	3	1
18 H	Iowa St.	3	2	4 A	Texas	0	3	140 H	La.-Lafayette	3	1
90 H	West Virginia	1	3	81 A	TCU	1	3	172 H	A&M-Corpus Christi	3	1
								230 N	Columbia	3	0
								231 H	Portland	0	3
								247 H	Northwestern St.	3	1
								296 H	Abilene Christian	3	0

Non-Div. I Games:

Baylor

Average RPI Win:	167	WON-LOST	WINNING	LAST 10	STRENGTH OF	OPP. STRENGTH	TEAM	ADJ	CONF.	ADJ CONF.		
Average RPI Loss:	101	RECORD	PCT. RANK	GAMES	SCHEDULE	OF SCHEDULE	RPI	RPI	RPI	RPI		
DIV. I ONLY		20- 6	.76923	34	9- 1	146	97	55	.57664	59	7	7
DIV. I NON-CONF.		9- 3	.75	56	0- 0	274	135	129	.52662	125	8	8
<hr/>												
TOTALS	RPI 1-25	RPI 26-50		W-L RECORDS		RPI 51-100		RPI 101-150		RPI 150+		
20- 6	0- 0	2- 1		OVERALL		2- 2		3- 2		13- 1		
8- 1	0- 0	2- 0		HOME		1- 1		1- 0		4- 0		
8- 3	0- 0	0- 1		AWAY		1- 1		2- 0		5- 1		
4- 2	0- 0	0- 0		NEUTRAL		0- 0		0- 2		4- 0		
<hr/>												
9- 3	0- 0	0- 0		NON-CONFERENCE		0- 1		0- 2		9- 0		
3- 0	0- 0	0- 0		HOME		0- 0		0- 0		3- 0		
2- 1	0- 0	0- 0		AWAY		0- 1		0- 0		2- 0		
4- 2	0- 0	0- 0		NEUTRAL		0- 0		0- 2		4- 0		
<hr/>												
11- 3	0- 0	2- 1		CONFERENCE		2- 1		3- 0		4- 1		
5- 1	0- 0	2- 0		HOME		1- 1		1- 0		1- 0		
6- 2	0- 0	0- 1		AWAY		1- 0		2- 0		3- 1		
0- 0	0- 0	0- 0		NEUTRAL		0- 0		0- 0		0- 0		
<hr/>												
RPI S	Opponent	Score	RPI S	Opponent	Score	RPI S	Opponent	Score	RPI S	Opponent	Score	
			35 A	UCF	0 3	61 H	Tulsa	3 1	117 N	Boston College	2 3	
			35 H	UCF	3 1	66 A	LIU Brooklyn	2 3	122 N	Northern Ky.	1 3	
			44 H	SMU	3 2	87 A	Memphis	3 0	144 A	Cincinnati	3 1	
						87 H	Memphis	1 3	144 H	Cincinnati	3 0	
									147 A	Houston	3 1	
									152 H	Princeton	3 2	
									154 A	South Fla.	3 0	
									154 H	South Fla.	3 0	
									157 N	Villanova	3 0	
									178 A	UConn	0 3	
									180 A	Penn	3 0	
									186 A	East Carolina	3 0	
									189 A	Tulane	3 0	
									193 H	Charlotte	3 1	
									203 A	Syracuse	3 2	
									256 N	Niagara	3 0	
									258 N	La Salle	3 0	
									276 H	Holy Cross	3 0	
									321 N	Delaware St.	3 0	
<hr/>												
			LAST 10 GAMES									
			35 H	UCF	3 1	44 H	SMU	3 2				
			154 H	South Fla.	3 0	189 A	Tulane	3 0				
			144 A	Cincinnati	3 1	147 A	Houston	3 1				
			87 A	Memphis	3 0	87 H	Memphis	1 3				
			61 H	Tulsa	3 1	144 H	Cincinnati	3 0				

Average RPI Win:	178	WON-LOST	WINNING	LAST 10	STRENGTH OF	OPP. STRENGTH	TEAM	ADJ	CONF.	ADJ CONF.		
Average RPI Loss:	167	RECORD	PCT. RANK	GAMES	SCHEDULE	OF SCHEDULE	RPI	RPI	RPI	RPI		
DIV. I ONLY		17- 4	.80952	23	9- 1	166	154	57	.57483	60	18	18
DIV. I NON-CONF.		7- 2	.77778	51	0- 0	185	106	81	.56784	80	18	18
<hr/>												
TOTALS	RPI 1-25	RPI 26-50		W-L RECORDS		RPI 51-100		RPI 101-150		RPI 150+		
17- 4	0- 0	1- 0		OVERALL		2- 1		2- 0		12- 3		
7- 2	0- 0	1- 0		HOME		1- 0		1- 0		4- 2		
9- 1	0- 0	0- 0		AWAY		1- 0		1- 0		7- 1		
1- 1	0- 0	0- 0		NEUTRAL		0- 1		0- 0		1- 0		
<hr/>												
7- 2	0- 0	1- 0		NON-CONFERENCE		0- 1		2- 0		4- 1		
3- 1	0- 0	1- 0		HOME		0- 0		1- 0		1- 1		
3- 0	0- 0	0- 0		AWAY		0- 0		1- 0		2- 0		
1- 1	0- 0	0- 0		NEUTRAL		0- 1		0- 0		1- 0		
<hr/>												
10- 2	0- 0	0- 0		CONFERENCE		2- 0		0- 0		8- 2		
4- 1	0- 0	0- 0		HOME		1- 0		0- 0		3- 1		
6- 1	0- 0	0- 0		AWAY		1- 0		0- 0		5- 1		
0- 0	0- 0	0- 0		NEUTRAL		0- 0		0- 0		0- 0		
<hr/>												
RPI S	Opponent	Score	RPI S	Opponent	Score	RPI S	Opponent	Score	RPI S	Opponent	Score	
			37 H	Santa Clara	3 2	91 N	North Carolina St.	1 3	117 H	Boston College	3 2	
						93 A	Yale	3 0	123 A	Georgia	3 1	
						93 H	Yale	3 2	152 A	Princeton	3 2	
									152 H	Princeton	3 0	
									163 H	Delaware	0 3	
									180 A	Penn	3 2	
									180 H	Penn	3 2	
									190 A	Northeastern	3 1	
									200 A	Brown	3 1	
									200 H	Brown	0 3	
									215 A	Dartmouth	1 3	
									215 H	Dartmouth	3 0	
									229 A	New Hampshire	3 1	
									230 A	Columbia	3 2	
									270 H	Central Conn. St.	3 0	
									280 A	Cornell	3 0	
									291 N	UNC Asheville	3 0	
<hr/>												
			LAST 10 GAMES									
			180 A Penn			3 2			152 H Princeton			
			152 A Princeton			3 2			180 H Penn			
			93 A Yale			3 0			230 A Columbia			
			200 A Brown			3 1			280 A Cornell			
			215 H Dartmouth			3 0			200 H Brown			
						0 3						

Non-Div. I Games:

Harvard

Average RPI Win:		166	WON-LOST RECORD		WINNING PCT. RANK		LAST 10 GAMES		STRENGTH OF SCHEDULE		OPP. STRENGTH OF SCHEDULE		TEAM RPI		ADJ RPI		CONF. RPI		ADJ CONF. RPI	
Average RPI Loss:		83																		
DIV. I ONLY			17- 8		.68 73		9- 1		88		87		62		.57451 61		7		7	
DIV. I NON-CONF.			8- 3		.72727 65		0- 0		98		116		65		.58146 67		8		8	
TOTALS		RPI 1-25		RPI 26-50		W-L RECORDS		RPI 51-100		RPI 101-150		RPI 150+								
17- 8		0- 1		1- 1		OVERALL		2- 3		5- 2		9- 1								
8- 2		0- 0		1- 1		HOME		1- 0		2- 0		4- 1								
5- 4		0- 0		0- 0		AWAY		0- 3		2- 1		3- 0								
4- 2		0- 1		0- 0		NEUTRAL		1- 0		1- 1		2- 0								
8- 3		0- 1		0- 0		NON-CONFERENCE		1- 1		2- 1		5- 0								
2- 0		0- 0		0- 0		HOME		0- 0		0- 0		2- 0								
2- 1		0- 0		0- 0		AWAY		0- 1		1- 0		1- 0								
4- 2		0- 1		0- 0		NEUTRAL		1- 0		1- 1		2- 0								
9- 5		0- 0		1- 1		CONFERENCE		1- 2		3- 1		4- 1								
6- 2		0- 0		1- 1		HOME		1- 0		2- 0		2- 1								
3- 3		0- 0		0- 0		AWAY		0- 2		1- 1		2- 0								
0- 0		0- 0		0- 0		NEUTRAL		0- 0		0- 0		0- 0								
RPI S	Opponent		Score		RPI S	Opponent		Score		RPI S	Opponent		Score		RPI S	Opponent		Score		
18 N	Iowa St.		1	3	35 H	UCF		1	3	53 A	Minnesota		1	3	112 N	Northern Ariz.		1	3	
					44 H	SMU		3	1	59 A	Temple		1	3	115 A	Central Ark.		3	0	
										87 A	Memphis		2	3	133 N	Boise St.		3	2	
										87 H	Memphis		3	0	144 A	Cincinnati		0	3	
										100 N	Milwaukee		3	0	144 H	Cincinnati		3	2	
															147 A	Houston		3	1	
															147 H	Houston		3	2	
															154 H	South Fla.		1	3	
															178 A	UConn		3	0	
															182 H	Oral Roberts		3	1	
															186 H	East Carolina		3	0	
															189 A	Tulane		3	0	
															189 H	Tulane		3	1	
															205 A	Houston Baptist		3	0	
															243 N	Chattanooga		3	1	
															268 N	La.-Monroe		3	0	
															273 H	McNeese St.		3	0	
				LAST 10 GAMES																

Non-Div. I Games:

Tulsa

Average RPI Win:	98	WON-LOST	WINNING	LAST 10	STRENGTH OF	OPP. STRENGTH	TEAM	ADJ	CONF.	ADJ CONF.	
Average RPI Loss:	68	RECORD	PCT. RANK	GAMES	SCHEDULE	OF SCHEDULE	RPI	RPI	RPI	RPI	
DIV. I ONLY	11- 14	.44	200	4- 6	9	38	63	.57442	62	4	4
DIV. I NON-CONF.	7- 6	.53846	147	0- 0	22	43	58	.58714	58	4	4
<hr/>											
TOTALS	RPI 1-25	RPI 26-50		W-L RECORDS		RPI 51-100		RPI 101-150		RPI 150+	
11- 14	1- 4	2- 2		OVERALL		3- 6		2- 1		3- 1	
7- 3	0- 0	2- 0		HOME		1- 3		2- 0		2- 0	
1- 7	0- 3	0- 2		AWAY		0- 1		0- 1		1- 0	
3- 4	1- 1	0- 0		NEUTRAL		2- 2		0- 0		0- 1	
7- 6	1- 2	0- 1		NON-CONFERENCE		2- 2		2- 0		2- 1	
3- 0	0- 0	0- 0		HOME		0- 0		2- 0		1- 0	
1- 2	0- 1	0- 1		AWAY		0- 0		0- 0		1- 0	
3- 4	1- 1	0- 0		NEUTRAL		2- 2		0- 0		0- 1	
4- 8	0- 2	2- 1		CONFERENCE		1- 4		0- 1		1- 0	
4- 3	0- 0	2- 0		HOME		1- 3		0- 0		1- 0	
0- 5	0- 2	0- 1		AWAY		0- 1		0- 1		0- 0	
0- 0	0- 0	0- 0		NEUTRAL		0- 0		0- 0		0- 0	
RPI S	Opponent	Score	RPI S	Opponent	Score	RPI S	Opponent	Score	RPI S	Opponent	Score
2 A	Florida St.	1 3	27 H	Duke	3 2	51 H	Virginia	2 3	101 H	Radford	3 0
6 A	North Carolina	0 3	34 A	Miami (FL)	1 3	67 N	VCU	3 0	114 H	UNCW	3 0
9 N	Illinois	3 2	43 A	Ohio	1 3	80 N	Butler	1 3	148 A	Wake Forest	2 3
13 A	Kentucky	1 3	48 H	Pittsburgh	3 1	85 N	Wichita St.	3 0	161 H	Marshall	3 0
15 N	Texas A&M	0 3				86 H	Louisville	2 3	174 H	Notre Dame	3 0
						91 H	North Carolina St.	3 1	181 N	Belmont	2 3
						96 A	Clemson	2 3	204 A	Middle Tenn.	3 0
						96 H	Clemson	2 3			
						99 N	Washington St.	0 3			
<hr/>											
LAST 10 GAMES											
6 A	North Carolina	0 3	2 A	Florida St.	1 3	34 A	Miami (FL)	1 3	51 H	Virginia	2 3
27 H	Duke	3 2	48 H	Pittsburgh	3 1	96 A	Clemson	2 3	96 H	Clemson	2 3
48 H	Pittsburgh	3 1	174 H	Notre Dame	3 0	91 H	North Carolina St.	3 1			

Non-Div. I Games:

Virginia Tech

Average RPI Win:	189	WON-LOST RECORD	WINNING PCT. RANK	LAST 10 GAMES	STRENGTH OF SCHEDULE	OPP. STRENGTH OF SCHEDULE	TEAM RPI	ADJ RPI	CONF. RPI	ADJ CONF. RPI		
DIV. I ONLY		23- 6	.7931	29	7- 3	173	123	61	.57405	63	9	9
DIV. I NON-CONF.		12- 3	.8	41	2- 0	188	162	80	.56415	83	9	9
<hr/>												
TOTALS	RPI 1-25	RPI 26-50		W-L RECORDS		RPI 51-100		RPI 101-150		RPI 150+		
23- 6	0- 1	1- 1		OVERALL		4- 4		2- 0		16- 0		
12- 3	0- 0	1- 0		HOME		1- 3		1- 0		9- 0		
7- 3	0- 1	0- 1		AWAY		2- 1		1- 0		4- 0		
4- 0	0- 0	0- 0		NEUTRAL		1- 0		0- 0		3- 0		
<hr/>												
12- 3	0- 0	0- 1		NON-CONFERENCE		2- 2		0- 0		10- 0		
7- 1	0- 0	0- 0		HOME		1- 1		0- 0		6- 0		
1- 2	0- 0	0- 1		AWAY		0- 1		0- 0		1- 0		
4- 0	0- 0	0- 0		NEUTRAL		1- 0		0- 0		3- 0		
<hr/>												
11- 3	0- 1	1- 0		CONFERENCE		2- 2		2- 0		6- 0		
5- 2	0- 0	1- 0		HOME		0- 2		1- 0		3- 0		
6- 1	0- 1	0- 0		AWAY		2- 0		1- 0		3- 0		
0- 0	0- 0	0- 0		NEUTRAL		0- 0		0- 0		0- 0		
<hr/>												
RPI S	Opponent	Score	RPI S	Opponent	Score	RPI S	Opponent	Score	RPI S	Opponent	Score	
23 A	Marquette	1 3	31 H	Creighton	3 2	55 H	UNLV	1 3	142 A	St. John's (NY)	3 1	
			34 A	Miami (FL)	0 3	56 A	Xavier	3 1	142 H	St. John's (NY)	3 2	
						56 H	Xavier	2 3	157 A	Villanova	3 1	
						64 N	FGCU	3 2	157 H	Villanova	3 0	
						66 H	LIU Brooklyn	3 1	175 H	Rutgers	3 0	
						80 A	Butler	3 0	179 H	Georgetown	3 1	
						80 H	Butler	0 3	197 N	Florida A&M	3 1	
						90 A	West Virginia	0 3	204 H	Middle Tenn.	3 2	
									215 H	Dartmouth	3 0	
									221 A	Stony Brook	3 0	
									232 H	Siena	3 0	
									254 N	Montana	3 0	
									280 H	Cornell	3 0	
									293 N	Saint Francis (PA)	3 0	
									297 H	Fordham	3 0	
									298 A	DePaul	3 0	
									302 A	Providence	3 0	
									302 H	Providence	3 0	
<hr/>												
			LAST 10 GAMES									
			157 H	Villanova	3 0	56 H	Xavier	2 3				
			302 A	Providence	3 0	221 A	Stony Brook	3 0				
			142 A	St. John's (NY)	3 1	23 A	Marquette	1 3				
			66 H	LIU Brooklyn	3 1	298 A	DePaul	3 0				
			80 H	Butler	0 3	179 H	Georgetown	3 1				

Non-Div. I Games:

Seton Hall

**F
G
C
U**

FGCU

Average RPI Win: 192		WON-LOST	WINNING	LAST 10	STRENGTH OF		OPP. STRENGTH	TEAM	ADJ	CONF.	ADJ CONF.
Average RPI Loss: 93		RECORD	PCT. RANK	GAMES	SCHEDULE		OF SCHEDULE	RPI	RPI	RPI	RPI
DIV. I ONLY		17- 8	.68	73	84		160	66	.56885	65	11
DIV. I NON-CONF.		5- 4	.55556	142	80		223	108	.54051	106	12
TOTALS		RPI 1-25	RPI 26-50		W-L RECORDS		RPI 51-100		RPI 101-150		RPI 150+
17- 8	0- 0	0- 1		OVERALL		4- 3		1- 4		12- 0	
6- 1	0- 0	0- 0		HOME		2- 0		0- 1		4- 0	
8- 4	0- 0	0- 1		AWAY		2- 2		1- 1		5- 0	
3- 3	0- 0	0- 0		NEUTRAL		0- 1		0- 2		3- 0	
5- 4	0- 0	0- 0		NON-CONFERENCE		1- 2		0- 2		4- 0	
0- 0	0- 0	0- 0		HOME		0- 0		0- 0		0- 0	
2- 1	0- 0	0- 0		AWAY		1- 1		0- 0		1- 0	
3- 3	0- 0	0- 0		NEUTRAL		0- 1		0- 2		3- 0	
12- 4	0- 0	0- 1		CONFERENCE		3- 1		1- 2		8- 0	
6- 1	0- 0	0- 0		HOME		2- 0		0- 1		4- 0	
6- 3	0- 0	0- 1		AWAY		1- 1		1- 1		4- 0	
0- 0	0- 0	0- 0		NEUTRAL		0- 0		0- 0		0- 0	
RPI S	Opponent	Score	RPI S	Opponent	Score	RPI S	Opponent	Score	RPI S	Opponent	Score
			39 A	UALR	0 3	68 N	Ole Miss	1 3	110 N	Auburn	0 3
						70 A	Appalachian St.	3 1	127 A	Texas St.	1 3
						70 H	Appalachian St.	3 2	127 H	Texas St.	0 3
						71 A	George Washington	0 3	128 N	North Dakota	2 3
						74 A	Texas-Arlington	2 3	140 A	La.-Lafayette	3 2
						74 H	Texas-Arlington	3 1	210 A	Ga. Southern	3 1
						87 A	Memphis	3 2	211 A	South Ala.	3 0
									211 H	South Ala.	3 0
									217 N	Southern Utah	3 0
									219 A	SIUE	3 0
									222 A	Georgia St.	3 1
									222 H	Georgia St.	3 0
									236 A	Troy	3 2
									236 H	Troy	3 0
									253 N	UT Martin	3 0
									268 H	La.-Monroe	3 0
									319 N	Ark.-Pine Bluff	3 0
LAST 10 GAMES											
			70 A	Appalachian St.	3 1	70 H	Appalachian St.	3 2			
			222 A	Georgia St.	3 1	127 A	Texas St.	1 3			
			140 A	La.-Lafayette	3 2	74 A	Texas-Arlington	2 3			
			236 H	Troy	3 0	39 A	UALR	0 3			
			211 H	South Ala.	3 0	222 H	Georgia St.	3 0			

Non-Div. I Games:

Arkansas St.

Average RPI Win:		224	WON-LOST RECORD		WINNING PCT. RANK	LAST 10 GAMES		STRENGTH OF SCHEDULE		OPP. STRENGTH OF SCHEDULE	TEAM RPI	ADJ RPI		CONF. RPI	ADJ CONF. RPI		
Average RPI Loss:		53															
DIV. I ONLY			21- 6		.77778	33		189		212	81	.56645		66	30		
DIV. I NON-CONF.			9- 6		.6	122		25		39	46	.60526		41	29		
TOTALS		RPI 1-25		RPI 26-50		W-L RECORDS		RPI 51-100		RPI 101-150		RPI 150+					
21- 6		0- 1		3- 2		OVERALL		1- 3		2- 0		15- 0					
9- 0		0- 0		0- 0		HOME		1- 0		2- 0		6- 0					
8- 4		0- 0		1- 2		AWAY		0- 2		0- 0		7- 0					
4- 2		0- 1		2- 0		NEUTRAL		0- 1		0- 0		2- 0					
9- 6		0- 1		3- 2		NON-CONFERENCE		1- 3		2- 0		3- 0					
4- 0		0- 0		0- 0		HOME		1- 0		2- 0		1- 0					
1- 4		0- 0		1- 2		AWAY		0- 2		0- 0		0- 0					
4- 2		0- 1		2- 0		NEUTRAL		0- 1		0- 0		2- 0					
12- 0		0- 0		0- 0		CONFERENCE		0- 0		0- 0		12- 0					
5- 0		0- 0		0- 0		HOME		0- 0		0- 0		5- 0					
7- 0		0- 0		0- 0		AWAY		0- 0		0- 0		7- 0					
0- 0		0- 0		0- 0		NEUTRAL		0- 0		0- 0		0- 0					
RPI	S	Opponent		Score		RPI	S	Opponent		Score		RPI	S	Opponent		Score	
17	N	UCLA		0 3		28	N	Alabama		3 2		51	A	Virginia		1 3	
						41	A	Loyola Marymount		0 3		59	H	Temple		3 2	
						42	N	Western Ky.		3 1		63	A	Seton Hall		1 3	
						48	A	Pittsburgh		1 3		100	N	Milwaukee		0 3	
						50	A	Michigan St.		3 2							

Non-Div. I Games:

LIU Brooklyn

Average RPI Win: 186		WON-LOST RECORD		WINNING PCT. RANK		LAST 10 GAMES		STRENGTH OF SCHEDULE		OPP. STRENGTH OF SCHEDULE		TEAM RPI		ADJ RPI		CONF. RPI		ADJ CONF. RPI	
DIV. I ONLY		15- 12		.55556 145		6- 4		45		100		77		.56559 67		19		19	
DIV. I NON-CONF.		7- 7		.5 163		1- 0		24		16		70		.58258 65		21		21	
TOTALS		RPI 1-25		RPI 26-50		W-L RECORDS		RPI 51-100		RPI 101-150		RPI 150+							
15- 12		0- 5		0- 1		OVERALL		2- 4		4- 1		9- 1							
7- 2		0- 0		0- 0		HOME		2- 1		2- 1		3- 0							
6- 6		0- 2		0- 1		AWAY		0- 2		1- 0		5- 1							
2- 4		0- 3		0- 0		NEUTRAL		0- 1		1- 0		1- 0							
7- 7		0- 5		0- 1		NON-CONFERENCE		1- 1		2- 0		4- 0							
3- 0		0- 0		0- 0		HOME		1- 0		1- 0		1- 0							
2- 3		0- 2		0- 1		AWAY		0- 0		0- 0		2- 0							
2- 4		0- 3		0- 0		NEUTRAL		0- 1		1- 0		1- 0							
8- 5		0- 0		0- 0		CONFERENCE		1- 3		2- 1		5- 1							
4- 2		0- 0		0- 0		HOME		1- 1		1- 1		2- 0							
4- 3		0- 0		0- 0		AWAY		0- 2		1- 0		3- 1							
0- 0		0- 0		0- 0		NEUTRAL		0- 0		0- 0		0- 0							
RPI S	Opponent		Score		RPI S	Opponent		Score		RPI S	Opponent		Score		RPI S	Opponent		Score	
6 A	North Carolina		0	3	43 A	Ohio		0	3	51 H	Virginia		3	2	116 H	Ball St.		3	2
12 A	Colorado St.		0	3						62 N	Virginia Tech		0	3	119 N	UC Santa Barbara		3	1
13 N	Kentucky		0	3						71 A	George Washington		2	3	139 A	Saint Louis		3	1
15 N	Texas A&M		2	3						71 H	George Washington		3	0	139 H	Saint Louis		3	2
23 N	Marquette		0	3						94 A	Dayton		1	3	146 H	Duquesne		1	3
										94 H	Dayton		1	3	155 A	Rhode Island		2	3
															170 A	Hampton		3	2
															184 H	East Tenn. St.		3	0
															210 N	Ga. Southern		3	1
															234 A	William & Mary		3	0
															258 H	La Salle		3	0
															265 A	George Mason		3	0
															265 H	George Mason		3	0
															269 A	Davidson		3	1
															297 A	Fordham		3	0
LAST 10 GAMES																			
265 A George Mason					3	0	155 A Rhode Island					2	3						
71 A George Washington					2	3	71 H George Washington					3	0						
139 H Saint Louis					3	2	265 H George Mason					3	0						
94 H Dayton					1	3	170 A Hampton					3	2						
297 A Fordham					3	0	146 H Duquesne					1	3						

Non-Div. I Games:

VCU

O
l
e
M
i
s
s

Ole Miss

Average RPI Win:		192	WON-LOST RECORD		WINNING PCT. RANK		LAST 10 GAMES		STRENGTH OF SCHEDULE		OPP. STRENGTH OF SCHEDULE		TEAM RPI		ADJ RPI		CONF. RPI		ADJ CONF. RPI				
Average RPI Loss:		55																					
DIV. I ONLY			17- 10		.62963 102		6- 4		72		112		69		.56544 69		10		10				
DIV. I NON-CONF.			8- 5		.61538 117		1- 0		64		63		69		.57855 69		11		11				
TOTALS		RPI 1-25		RPI 26-50		W-L RECORDS		RPI 51-100		RPI 101-150		RPI 150+											
17- 10		0- 3		0- 2		OVERALL		0- 3		8- 2		9- 0											
11- 4		0- 2		0- 0		HOME		0- 2		5- 0		6- 0											
4- 4		0- 0		0- 2		AWAY		0- 1		2- 1		2- 0											
2- 2		0- 1		0- 0		NEUTRAL		0- 0		1- 1		1- 0											
8- 5		0- 2		0- 2		NON-CONFERENCE		0- 0		3- 1		5- 0											
6- 1		0- 1		0- 0		HOME		0- 0		2- 0		4- 0											
0- 2		0- 0		0- 2		AWAY		0- 0		0- 0		0- 0											
2- 2		0- 1		0- 0		NEUTRAL		0- 0		1- 1		1- 0											
9- 5		0- 1		0- 0		CONFERENCE		0- 3		5- 1		4- 0											
5- 3		0- 1		0- 0		HOME		0- 2		3- 0		2- 0											
4- 2		0- 0		0- 0		AWAY		0- 1		2- 1		2- 0											
0- 0		0- 0		0- 0		NEUTRAL		0- 0		0- 0		0- 0											
RPI	S	Opponent		Score		RPI	S	Opponent		Score		RPI	S	Opponent		Score		RPI	S	Opponent		Score	
4	H	Texas		0	3	30	A	Hawaii		1	3	55	A	UNLV		0	3	109	N	Col. of Charleston		3	1
8	N	Oregon		1	3	44	A	SMU		2	3	55	H	UNLV		2	3	113	H	UC Irvine		3	1
12	H	Colorado St.		0	3							57	H	Wyoming		1	3	121	H	New Mexico St.		3	0
																		129	A	Utah St.		3	1
																		129	H	Utah St.		3	2
																		133	A	Boise St.		3	1
																		133	H	Boise St.		3	0
																		138	A	San Diego St.		2	3
																		138	H	San Diego St.		3	1
																		142	N	St. John's (NY)		0	3
																		164	H	Seattle		3	0
																		202	H	UTEP		3	0
																		205	N	Houston Baptist		3	0
																		248	A	Nevada		3	0
																		248	H	Nevada		3	1
																		264	H	Montana St.		3	0
																		306	H	Bethune-Cookman		3	0
																		313	A	San Jose St.		3	0
																		313	H	San Jose St.		3	1
						LAST 10 GAMES																	
						138	H	San Diego St.		3	1	248	H	Nevada		3	1						
						55	H	UNLV		2	3	121	H	New Mexico St.		3	0						
						129	A	Utah St.		3	1	57	H	Wyoming		1	3						
						133	A	Boise St.		3	1	12	H	Colorado St.		0	3						
						313	H	San Jose St.		3	1	55	A	UNLV		0	3						

Non-Div. I Games:

New Mexico

Average RPI Win: 193		WON-LOST	WINNING	LAST 10	STRENGTH OF		OPP. STRENGTH	TEAM	ADJ	CONF.	ADJ CONF.
Average RPI Loss: 78		RECORD	PCT. RANK	GAMES	SCHEDULE		OF SCHEDULE	RPI	RPI	RPI	RPI
DIV. I ONLY		19- 7	.73077	55	138		132	67	.56541	70	11
DIV. I NON-CONF.		10- 0	1	1	210		160	35	.60745	38	12
TOTALS		RPI 1-25	RPI 26-50		W-L RECORDS		RPI 51-100		RPI 101-150		RPI 150+
19- 7	0- 0	0- 2		OVERALL		2- 3		4- 2		13- 0	
13- 2	0- 0	0- 1		HOME		1- 1		3- 0		9- 0	
4- 5	0- 0	0- 1		AWAY		1- 2		0- 2		3- 0	
2- 0	0- 0	0- 0		NEUTRAL		0- 0		1- 0		1- 0	
10- 0	0- 0	0- 0		NON-CONFERENCE		1- 0		3- 0		6- 0	
6- 0	0- 0	0- 0		HOME		0- 0		2- 0		4- 0	
2- 0	0- 0	0- 0		AWAY		1- 0		0- 0		1- 0	
2- 0	0- 0	0- 0		NEUTRAL		0- 0		1- 0		1- 0	
9- 7	0- 0	0- 2		CONFERENCE		1- 3		1- 2		7- 0	
7- 2	0- 0	0- 1		HOME		1- 1		1- 0		5- 0	
2- 5	0- 0	0- 1		AWAY		0- 2		0- 2		2- 0	
0- 0	0- 0	0- 0		NEUTRAL		0- 0		0- 0		0- 0	
RPI S	Opponent	Score	RPI S	Opponent	Score	RPI S	Opponent	Score	RPI S	Opponent	Score
39	A UALR	0 3	39	H UALR	1 3	65	A Arkansas St.	2 3	101	H Radford	3 0
						65	H Arkansas St.	1 3	127	A Texas St.	0 3
						74	A Texas-Arlington	0 3	140	A La.-Lafayette	2 3
						74	H Texas-Arlington	3 0	140	H La.-Lafayette	3 1
						86	A Louisville	3 1	143	H Maryland	3 0
									144	N Cincinnati	3 1
									183	H Cleveland St.	3 0
									185	H Presbyterian	3 0
									208	H Tennessee	3 0
									210	A Ga. Southern	3 0
									210	H Ga. Southern	3 0
									211	H South Ala.	3 1
									222	H Georgia St.	3 0
									236	A Troy	3 2
									236	H Troy	3 0
									242	A Gardner-Webb	3 1
									268	H La.-Monroe	3 2
									285	N Tennessee St.	3 0
									288	H Tennessee Tech	3 0
LAST 10 GAMES											
65	H Arkansas St.	1 3	268	H La.-Monroe	3 2						
210	H Ga. Southern	3 0	140	H La.-Lafayette	3 1						
74	H Texas-Arlington	3 0	74	A Texas-Arlington	0 3						
39	A UALR	0 3	127	A Texas St.	0 3						
65	A Arkansas St.	2 3	236	H Troy	3 0						

Non-Div. I Games:

Appalachian St.

Average RPI Win:	185	WON-LOST RECORD	WINNING PCT. RANK	LAST 10 GAMES	STRENGTH OF SCHEDULE	OPP. STRENGTH OF SCHEDULE	TEAM RPI	ADJ RPI	CONF. RPI	ADJ CONF. RPI				
DIV. I ONLY		19- 7	.73077	55	7- 3	125	157	68	.56534	71	19	19		
DIV. I NON-CONF.		10- 4	.71429	74	1- 0	60	139	45	.59572	51	21	21		
<hr/>														
TOTALS	RPI 1-25	RPI 26-50		W-L RECORDS		RPI 51-100		RPI 101-150		RPI 150+				
19- 7	0- 0	0- 1		OVERALL		4- 2		4- 3		11- 1				
11- 3	0- 0	0- 1		HOME		3- 1		2- 1		6- 0				
5- 3	0- 0	0- 0		AWAY		1- 1		1- 2		3- 0				
3- 1	0- 0	0- 0		NEUTRAL		0- 0		1- 0		2- 1				
<hr/>														
10- 4	0- 0	0- 1		NON-CONFERENCE		2- 1		4- 1		4- 1				
5- 2	0- 0	0- 1		HOME		1- 1		2- 0		2- 0				
2- 1	0- 0	0- 0		AWAY		1- 0		1- 1		0- 0				
3- 1	0- 0	0- 0		NEUTRAL		0- 0		1- 0		2- 1				
<hr/>														
9- 3	0- 0	0- 0		CONFERENCE		2- 1		0- 2		7- 0				
6- 1	0- 0	0- 0		HOME		2- 0		0- 1		4- 0				
3- 2	0- 0	0- 0		AWAY		0- 1		0- 1		3- 0				
0- 0	0- 0	0- 0		NEUTRAL		0- 0		0- 0		0- 0				
<hr/>														
RPI S	Opponent	Score	RPI S	Opponent	Score	RPI S	Opponent	Score	RPI S	Opponent	Score			
			45 H	Illinois St.	1 3	58 H	Baylor	0 3	110 H	Auburn	3 0			
						65 H	Arkansas St.	3 0	111 N	Murray St.	3 1			
						67 A	VCU	0 3	120 A	Valparaiso	0 3			
						67 H	VCU	3 2	128 H	North Dakota	3 0			
						77 A	American	3 2	131 A	James Madison	3 0			
						94 H	Dayton	3 2	139 H	Saint Louis	1 3			
									146 A	Duquesne	2 3			
									155 H	Rhode Island	3 2			
									170 N	Hampton	1 3			
									179 H	Georgetown	3 0			
									230 H	Columbia	3 0			
									258 A	La Salle	3 0			
									259 N	Southeastern La.	3 1			
									265 A	George Mason	3 1			
									265 H	George Mason	3 0			
									269 A	Davidson	3 0			
									269 H	Davidson	3 0			
									284 N	Sacramento St.	3 0			
									297 H	Fordham	3 0			
<hr/>														
LAST 10 GAMES														
269 H Davidson						3	0	258 A La Salle					3	0
67 H VCU						3	2	67 A VCU					0	3
265 H George Mason						3	0	269 A Davidson					3	0
77 A American						3	2	94 H Dayton					3	2
146 A Duquesne						2	3	139 H Saint Louis					1	3

Non-Div. I Games:

George Washington

Average RPI Win:		174	WON-LOST RECORD		WINNING PCT. RANK		LAST 10 GAMES		STRENGTH OF SCHEDULE		OPP. STRENGTH OF SCHEDULE		TEAM RPI		ADJ RPI		CONF. RPI		ADJ CONF. RPI														
DIV. I ONLY			15- 9		.625 106		5- 5		82		74		71		.5643 72		6		6														
DIV. I NON-CONF.			9- 2		.81818 36		0- 0		141		133		61		.58237 66		6		6														
TOTALS		RPI 1-25		RPI 26-50		W-L RECORDS		RPI 51-100		RPI 101-150		RPI 150+																					
15- 9		0- 2		2- 3		OVERALL		1- 2		3- 1		9- 1																					
6- 3		0- 0		1- 1		HOME		0- 1		1- 1		4- 0																					
6- 4		0- 1		1- 2		AWAY		1- 0		2- 0		2- 1																					
3- 2		0- 1		0- 0		NEUTRAL		0- 1		0- 0		3- 0																					
9- 2		0- 1		0- 0		NON-CONFERENCE		1- 1		1- 0		7- 0																					
3- 0		0- 0		0- 0		HOME		0- 0		0- 0		3- 0																					
3- 0		0- 0		0- 0		AWAY		1- 0		1- 0		1- 0																					
3- 2		0- 1		0- 0		NEUTRAL		0- 1		0- 0		3- 0																					
6- 7		0- 1		2- 3		CONFERENCE		0- 1		2- 1		2- 1																					
3- 3		0- 0		1- 1		HOME		0- 1		1- 1		1- 0																					
3- 4		0- 1		1- 2		AWAY		0- 0		1- 0		1- 1																					
0- 0		0- 0		0- 0		NEUTRAL		0- 0		0- 0		0- 0																					
RPI	S	Opponent		Score		RPI	S	Opponent		Score		RPI	S	Opponent		Score																	
3	N	Washington		2	3	37	A	Santa Clara		3	2	54	H	Pacific		2	3	132	A	San Francisco		3	2										
22	A	BYU		0	3	37	H	Santa Clara		2	3	57	A	Wyoming		3	2	132	H	San Francisco		3	2										
						40	A	San Diego		2	3	84	N	Furman		2	3	133	A	Boise St.		3	1										
						41	A	Loyola Marymount		2	3											150	H	St. Mary's (CA)		2	3						
						41	H	Loyola Marymount		3	1											153	A	Pepperdine		0	3						
																										153	H	Pepperdine		3	1		
																										164	N	Seattle		3	0		
																										209	N	Portland St.		3	1		
																										227	H	Grand Canyon		3	1		
																										231	A	Portland		3	1		
																										254	A	Montana		3	0		
																										264	H	Montana St.		3	0		
																										287	H	Canisius		3	0		
																										292	N	Weber St.		3	0		
						LAST 10 GAMES																											
						132 H San Francisco										3	2	150 H St. Mary's (CA)										2	3				
						37 H Santa Clara										2	3	54 H Pacific										2	3				
						153 A Pepperdine										0	3	37 A Santa Clara										3	2				
						41 A Loyola Marymount										2	3	132 A San Francisco										3	2				
						231 A Portland										3	1	41 H Loyola Marymount										3	1				

Non-Div. I Games:

Gonzaga

Average RPI Win: 212		WON-LOST	WINNING	LAST 10	STRENGTH OF		OPP. STRENGTH	TEAM	ADJ		CONF.	ADJ CONF.
Average RPI Loss: 71		RECORD	PCT. RANK	GAMES	SCHEDULE		OF SCHEDULE	RPI	RPI		RPI	RPI
DIV. I ONLY		22- 7	.75862	43	8- 2		165	165	70		.56255	74
DIV. I NON-CONF.		10- 2	.83333	33	0- 0		253	243	98		.54791	98
TOTALS		RPI 1-25	RPI 26-50		W-L RECORDS		RPI 51-100		RPI 101-150		RPI 150+	
22- 7		0- 0	0- 2		OVERALL		3- 4		3- 1		16- 0	
13- 3		0- 0	0- 1		HOME		3- 2		2- 0		8- 0	
6- 4		0- 0	0- 1		AWAY		0- 2		0- 1		6- 0	
3- 0		0- 0	0- 0		NEUTRAL		0- 0		1- 0		2- 0	
10- 2		0- 0	0- 0		NON-CONFERENCE		1- 2		1- 0		8- 0	
5- 2		0- 0	0- 0		HOME		1- 2		0- 0		4- 0	
2- 0		0- 0	0- 0		AWAY		0- 0		0- 0		2- 0	
3- 0		0- 0	0- 0		NEUTRAL		0- 0		1- 0		2- 0	
12- 5		0- 0	0- 2		CONFERENCE		2- 2		2- 1		8- 0	
8- 1		0- 0	0- 1		HOME		2- 0		2- 0		4- 0	
4- 4		0- 0	0- 1		AWAY		0- 2		0- 1		4- 0	
0- 0		0- 0	0- 0		NEUTRAL		0- 0		0- 0		0- 0	
RPI S	Opponent	Score	RPI S	Opponent	Score	RPI S	Opponent	Score	RPI S	Opponent	Score	
			39 A	UALR	1 3	58 H	Baylor	1 3	127 A	Texas St.	2 3	
			39 H	UALR	1 3	64 H	FGCU	3 1	127 H	Texas St.	3 0	
						65 A	Arkansas St.	1 3	140 H	La.-Lafayette	3 1	
						65 H	Arkansas St.	3 2	147 N	Houston	3 0	
						70 A	Appalachian St.	0 3	205 H	Houston Baptist	3 0	
						70 H	Appalachian St.	3 0	210 H	Ga. Southern	3 1	
						98 H	Denver	2 3	211 A	South Ala.	3 0	
									211 H	South Ala.	3 1	
									222 A	Georgia St.	3 2	
									236 A	Troy	3 1	
									236 H	Troy	3 2	
									255 H	Incarnate Word	3 0	
									260 H	Texas Southern	3 1	
									267 N	Louisiana Tech	3 0	
									268 A	La.-Monroe	3 0	
									268 H	La.-Monroe	3 0	
									273 A	McNeese St.	3 1	
									296 A	Abilene Christian	3 0	
									311 H	Jackson St.	3 0	
									311 N	Jackson St.	3 0	
LAST 10 GAMES												
			211 H	South Ala.	3 1	210 H	Ga. Southern	3 1				
			39 H	UALR	1 3	236 A	Troy	3 1				
			70 A	Appalachian St.	0 3	65 H	Arkansas St.	3 2				
			222 A	Georgia St.	3 2	70 H	Appalachian St.	3 0				
			268 A	La.-Monroe	3 0	211 A	South Ala.	3 0				

Non-Div. I Games:

Texas-Arlington

Average RPI Win:		161	WON-LOST RECORD		WINNING PCT. RANK		LAST 10 GAMES		STRENGTH OF SCHEDULE		OPP. STRENGTH OF SCHEDULE		TEAM RPI		ADJ RPI		CONF. RPI		ADJ CONF. RPI	
Average RPI Loss:		99																		
DIV. I ONLY			18- 7		.72 60		10- 0		182		58		76		.56207 75		15		15	
DIV. I NON-CONF.			4- 7		.36364 238		0- 0		111		10		167		.49927 159		13		13	
TOTALS		RPI 1-25		RPI 26-50		W-L RECORDS		RPI 51-100		RPI 101-150		RPI 150+								
18- 7		1- 2		1- 0		OVERALL		2- 2		3- 2		11- 1								
10- 1		0- 1		1- 0		HOME		2- 0		3- 0		4- 0								
7- 2		1- 1		0- 0		AWAY		0- 0		0- 1		6- 0								
1- 4		0- 0		0- 0		NEUTRAL		0- 2		0- 1		1- 1								
4- 7		1- 2		0- 0		NON-CONFERENCE		1- 2		1- 2		1- 1								
2- 1		0- 1		0- 0		HOME		1- 0		1- 0		0- 0								
1- 2		1- 1		0- 0		AWAY		0- 0		0- 1		0- 0								
1- 4		0- 0		0- 0		NEUTRAL		0- 2		0- 1		1- 1								
14- 0		0- 0		1- 0		CONFERENCE		1- 0		2- 0		10- 0								
8- 0		0- 0		1- 0		HOME		1- 0		2- 0		4- 0								
6- 0		0- 0		0- 0		AWAY		0- 0		0- 0		6- 0								
0- 0		0- 0		0- 0		NEUTRAL		0- 0		0- 0		0- 0								
RPI S	Opponent		Score		RPI S	Opponent		Score		RPI S	Opponent		Score		RPI S	Opponent		Score		
15 A	Texas A&M		3	2	42 H	Western Ky.		3	1	58 H	Baylor		3	1	124 H	North Texas		3	0	
21 H	LSU		1	3						76 H	Rice		3	2	127 A	Texas St.		1	3	
23 A	Marquette		1	3						82 N	Iowa		1	3	130 H	Fla. Atlantic		3	1	
										85 N	Wichita St.		2	3	131 N	James Madison		0	3	
															147 H	Houston		3	1	
															159 H	Southern Miss.		3	0	
															161 A	Marshall		3	1	
															189 N	Tulane		3	1	
															193 A	Charlotte		3	2	
															202 A	UTEP		3	0	
															202 H	UTEP		3	1	
															204 A	Middle Tenn.		3	0	
															223 N	Green Bay		2	3	
															241 A	UAB		3	0	
															241 H	UAB		3	0	
															251 H	FIU		3	1	
															267 A	Louisiana Tech		3	1	
</																				

Average RPI Win:		188	WON-LOST RECORD		WINNING PCT. RANK		LAST 10 GAMES		STRENGTH OF SCHEDULE		OPP. STRENGTH OF SCHEDULE		TEAM RPI		ADJ RPI		CONF. RPI		ADJ CONF. RPI		
DIV. I ONLY			21- 7		.75 45		8- 2		200		106		86		.56148 76		15		15		
DIV. I NON-CONF.			10- 4		.71429 74		0- 0		184		70		93		.55651 92		13		13		
TOTALS		RPI 1-25		RPI 26-50		W-L RECORDS		RPI 51-100		RPI 101-150		RPI 150+									
21- 7		1- 0		0- 1		OVERALL		0- 4		5- 2		15- 0									
10- 3		0- 0		0- 0		HOME		0- 1		2- 2		8- 0									
7- 4		1- 0		0- 1		AWAY		0- 3		2- 0		4- 0									
4- 0		0- 0		0- 0		NEUTRAL		0- 0		1- 0		3- 0									
10- 4		1- 0		0- 0		NON-CONFERENCE		0- 3		3- 1		6- 0									
5- 2		0- 0		0- 0		HOME		0- 1		2- 1		3- 0									
1- 2		1- 0		0- 0		AWAY		0- 2		0- 0		0- 0									
4- 0		0- 0		0- 0		NEUTRAL		0- 0		1- 0		3- 0									
11- 3		0- 0		0- 1		CONFERENCE		0- 1		2- 1		9- 0									
5- 1		0- 0		0- 0		HOME		0- 0		0- 1		5- 0									
6- 2		0- 0		0- 1		AWAY		0- 1		2- 0		4- 0									
0- 0		0- 0		0- 0		NEUTRAL		0- 0		0- 0		0- 0									
RPI	S	Opponent		Score		RPI	S	Opponent		Score		RPI	S	Opponent		Score					
23	A	Marquette		3	1	42	A	Western Ky.		2	3	58	A	Baylor		1	3	124	A	North Texas 3 1	
												75	A	UTSA		2	3	124	H	North Texas 0 3	
												86	H	Louisville		0	3	130	A	Fla. Atlantic 3 0	
												91	A	North Carolina St.		2	3	131	N	James Madison 3 1	
																		137	H	Stephen F. Austin 3 1	
																		140	H	La.-Lafayette 2 3	
																		141	H	UC Davis 3 0	
																		159	A	Southern Miss. 3 0	
																		172	H	A&M-Corpus Christi 3 0	
																		178	N	UConn 3 2	
																		193	H	Charlotte 3 0	
																		202	A	UTEP 3 0	
																		202	H	UTEP 3 0	
																		204	A	Middle Tenn. 3 0	
																		204	H	Middle Tenn. 3 1	
																		223	N	Green Bay 3 0	
																		233	H	Fresno St. 3 0	
																		241	H	UAB 3 0	
																		251	A	FIU 3 1	
																		260	H	Texas Southern 3 0	
																		267	H	Louisiana Tech 3 0	
																		278	N	Toledo 3 0	
LAST 10 GAMES																					
																		267	H	Louisiana Tech 3 0	
																		124	H	North Texas 0 3	
																		130	A	Fla. Atlantic 3 0	
																		251	A	FIU 3 1	
																		241	H	UAB 3 0	
																		204	H	Middle Tenn. 3 1	
																		75	A	UTSA 2 3	
																		202	A	UTEP 3 0	
																		204	A	Middle Tenn. 3 0	
																		193	H	Charlotte 3 0	

Non-Div. I Games:

Rice

Average RPI Win:		244	WON-LOST RECORD		WINNING PCT. RANK		LAST 10 GAMES		STRENGTH OF SCHEDULE		OPP. STRENGTH OF SCHEDULE		TEAM RPI		ADJ RPI		CONF. RPI		ADJ CONF. RPI	
DIV. I ONLY			23- 5		.82143 21		9- 1		230		217		79		.55995 77		27		27	
DIV. I NON-CONF.			9- 5		.64286 106		0- 1		77		83		73		.57434 72		27		27	
TOTALS		RPI 1-25		RPI 26-50		W-L RECORDS		RPI 51-100		RPI 101-150		RPI 150+								
23- 5		0- 4		0- 0		OVERALL		0- 1		0- 0		23- 0								
11- 3		0- 2		0- 0		HOME		0- 1		0- 0		11- 0								
9- 0		0- 0		0- 0		AWAY		0- 0		0- 0		9- 0								
3- 2		0- 2		0- 0		NEUTRAL		0- 0		0- 0		3- 0								
9- 5		0- 4		0- 0		NON-CONFERENCE		0- 1		0- 0		9- 0								
3- 3		0- 2		0- 0		HOME		0- 1		0- 0		3- 0								
3- 0		0- 0		0- 0		AWAY		0- 0		0- 0		3- 0								
3- 2		0- 2		0- 0		NEUTRAL		0- 0		0- 0		3- 0								
14- 0		0- 0		0- 0		CONFERENCE		0- 0		0- 0		14- 0								
8- 0		0- 0		0- 0		HOME		0- 0		0- 0		8- 0								
6- 0		0- 0		0- 0		AWAY		0- 0		0- 0		6- 0								
0- 0		0- 0		0- 0		NEUTRAL		0- 0		0- 0		0- 0								
RPI	S	Opponent		Score		RPI	S	Opponent		Score		RPI	S	Opponent		Score				
2	H	Florida St.		2	3			71	H	George Washington		2	3	152	N	Princeton		3	1	
10	N	Penn St.		1	3									157	A	Villanova		3	0	
20	N	Kansas		1	3									169	N	Howard		3	1	
23	H	Marquette		0	3									175	A	Rutgers		3	1	
														179	H	Georgetown		3	0	
														199	H	Lehigh		3	0	
														201	A	Army		3	2	
														201	H	Army		3	0	
														220	A	Navy		3	1	
														220	H	Navy		3	0	
														226	H	Colgate		3	0	
														249	H	Coppin St.		3	0	
														262	N	Akron		3	0	
														265	A	George Mason		3	0	
														276	A	Holy Cross		3	0	
														276	H	Holy Cross		3	0	
														304	H	UMES		3	0	
														305	A	Bucknell		3	1	
														305	H	Bucknell		3	0	
														308	A	Lafayette		3	0	
														308	H	Lafayette		3	0	
														323	A	Loyola Maryland		3	0	
														323	H	Loyola Maryland		3	0	
						LAST 10 GAMES														
						201	H	Army		3	0	71	H	George Washington		2	3			
						276	H	Holy Cross		3	0	323	H	Loyola Maryland		3	0			
						220	A	Navy		3	1	220	H	Navy		3	0			
						305	A	Bucknell		3	1	226	H	Colgate		3	0			
						308	A	Lafayette		3	0	199	H	Lehigh		3	0			

Average RPI Win:		184	WON-LOST RECORD		WINNING PCT. RANK	LAST 10 GAMES	STRENGTH OF SCHEDULE		OPP. STRENGTH OF SCHEDULE	TEAM RPI	ADJ RPI	CONF. RPI	ADJ CONF. RPI
Average RPI Loss:		80	17- 10		.62963 102	6- 4	96		102	91	.55989 78	21	20
DIV. I ONLY			6- 7		.46154 184	0- 1	28		20	83	.5711 75	20	20
DIV. I NON-CONF.													
TOTALS		RPI 1-25	RPI 26-50		W-L RECORDS		RPI 51-100		RPI 101-150		RPI 150+		
17- 10	0- 4		2- 1		OVERALL		2- 1		0- 2		13- 2		
6- 1	0- 1		0- 0		HOME		1- 0		0- 0		5- 0		
8- 5	0- 0		1- 0		AWAY		1- 1		0- 2		6- 2		
3- 4	0- 3		1- 1		NEUTRAL		0- 0		0- 0		2- 0		
6- 7	0- 4		2- 1		NON-CONFERENCE		1- 0		0- 2		3- 0		
0- 1	0- 1		0- 0		HOME		0- 0		0- 0		0- 0		
3- 2	0- 0		1- 0		AWAY		1- 0		0- 2		1- 0		
3- 4	0- 3		1- 1		NEUTRAL		0- 0		0- 0		2- 0		
11- 3	0- 0		0- 0		CONFERENCE		1- 1		0- 0		10- 2		
6- 0	0- 0		0- 0		HOME		1- 0		0- 0		5- 0		
5- 3	0- 0		0- 0		AWAY		0- 1		0- 0		5- 2		
0- 0	0- 0		0- 0		NEUTRAL		0- 0		0- 0		0- 0		
RPI S	Opponent	Score	RPI S	Opponent	Score	RPI S	Opponent	Score	RPI S	Opponent	Score		
9 N	Illinois	0 3	29 N	Colorado	3 1	79 A	Arkansas	3 2	128 A	North Dakota	2 3		
16 N	Kansas St.	0 3	31 A	Creighton	3 2	98 A	Denver	1 3	128 A	North Dakota	1 3		
18 H	Iowa St.	0 3	44 N	SMU	0 3	98 H	Denver	3 2	162 A	North Dakota St.	1 3		
19 N	Arizona	1 3							162 H	North Dakota St.	3 1		
									165 A	IUPUI	3 2		
									182 A	Oral Roberts	2 3		
									182 H	Oral Roberts	3 2		
									189 N	Tulane	3 0		
									213 A	IPFW	3 0		
									213 H	IPFW	3 1		
									221 N	Stony Brook	3 1		
									223 A	Green Bay	3 0		
									238 A	Omaha	3 1		
									238 H	Omaha	3 0		
									274 A	Western Ill.	3 0		
									274 H	Western Ill.	3 0		
									295 A	South Dakota St.	3 0		
			LAST 10 GAMES										
			274 A	Western Ill.	3 0	182 A	Oral Roberts	2 3					
			98 H	Denver	3 2	295 A	South Dakota St.	3 0					
			162 A	North Dakota St.	1 3	18 H	Iowa St.	0 3					
			213 H	IPFW	3 1	98 A	Denver	1 3					
			238 H	Omaha	3 0	274 H	Western Ill.	3 0					

Non-Div. I Games:

South Dakota

Average RPI Win:		146	WON-LOST RECORD		WINNING PCT. RANK		LAST 10 GAMES		STRENGTH OF SCHEDULE		OPP. STRENGTH OF SCHEDULE		TEAM RPI		ADJ RPI		CONF. RPI		ADJ CONF. RPI	
DIV. I ONLY			13- 13		.5	166	5- 5		38		43		75		.55973	79		5		5
DIV. I NON-CONF.			6- 7		.46154	184	0- 0		41		86		100		.54308	101		5		5
TOTALS		RPI 1-25		RPI 26-50		W-L RECORDS		RPI 51-100		RPI 101-150		RPI 150+								
13- 13		1- 6		0- 3		OVERALL		2- 1		5- 1		5- 2								
8- 5		0- 2		0- 1		HOME		2- 1		2- 0		4- 1								
3- 6		1- 4		0- 1		AWAY		0- 0		2- 1		0- 0								
2- 2		0- 0		0- 1		NEUTRAL		0- 0		1- 0		1- 1								
6- 7		0- 2		0- 2		NON-CONFERENCE		1- 1		2- 0		3- 2								
4- 3		0- 0		0- 1		HOME		1- 1		1- 0		2- 1								
0- 2		0- 2		0- 0		AWAY		0- 0		0- 0		0- 0								
2- 2		0- 0		0- 1		NEUTRAL		0- 0		1- 0		1- 1								
7- 6		1- 4		0- 1		CONFERENCE		1- 0		3- 1		2- 0								
4- 2		0- 2		0- 0		HOME		1- 0		1- 0		2- 0								
3- 4		1- 2		0- 1		AWAY		0- 0		2- 1		0- 0								
0- 0		0- 0		0- 0		NEUTRAL		0- 0		0- 0		0- 0								
RPI	S	Opponent		Score		RPI	S	Opponent		Score		RPI	S	Opponent		Score				
7	A	Florida		0	3	28	A	Alabama		1	3	52	H	Michigan		3	2			
13	H	Kentucky		0	3	35	N	UCF		0	3	68	H	Ole Miss		3	0			
15	A	Texas A&M		3	1	44	H	SMU		2	3	78	H	South Dakota		2	3			
16	A	Kansas St.		0	3							108	A	Missouri		0	3			
20	A	Kansas		1	3							110	A	Auburn		3	0			
21	A	LSU		2	3							123	A	Georgia		3	2			
21	H	LSU		2	3							123	H	Georgia		3	2			
												124	N	North Texas		3	1			
												137	H	Stephen F. Austin		3	0			
												182	H	Oral Roberts		2	3			
												183	N	Cleveland St.		3	0			
												204	N	Middle Tenn.		2	3			
												208	H	Tennessee		3	0			
												221	H	Stony Brook		3	0			
												245	H	Mississippi St.		3	0			
												285	H	Tennessee St.		3	0			

Average RPI Win:		173	WON-LOST RECORD		WINNING PCT. RANK		LAST 10 GAMES		STRENGTH OF SCHEDULE		OPP. STRENGTH OF SCHEDULE		TEAM RPI		ADJ RPI		CONF. RPI		ADJ CONF. RPI				
Average RPI Loss:		66																					
DIV. I ONLY			18- 9		.66667 80		7- 3		128		75		80		.55958 80		9		9				
DIV. I NON-CONF.			8- 4		.66667 88		0- 0		144		68		95		.54998 96		9		9				
TOTALS		RPI 1-25		RPI 26-50		W-L RECORDS		RPI 51-100		RPI 101-150		RPI 150+											
18- 9		1- 2		0- 3		OVERALL		3- 2		2- 1		12- 1											
4- 2		1- 0		0- 1		HOME		0- 1		0- 0		3- 0											
8- 5		0- 2		0- 2		AWAY		2- 0		1- 1		5- 0											
6- 2		0- 0		0- 0		NEUTRAL		1- 1		1- 0		4- 1											
8- 4		0- 1		0- 1		NON-CONFERENCE		1- 1		2- 0		5- 1											
0- 0		0- 0		0- 0		HOME		0- 0		0- 0		0- 0											
2- 2		0- 1		0- 1		AWAY		0- 0		1- 0		1- 0											
6- 2		0- 0		0- 0		NEUTRAL		1- 1		1- 0		4- 1											
10- 5		1- 1		0- 2		CONFERENCE		2- 1		0- 1		7- 0											
4- 2		1- 0		0- 1		HOME		0- 1		0- 0		3- 0											
6- 3		0- 1		0- 1		AWAY		2- 0		0- 1		4- 0											
0- 0		0- 0		0- 0		NEUTRAL		0- 0		0- 0		0- 0											
RPI	S	Opponent		Score		RPI	S	Opponent		Score		RPI	S	Opponent		Score							
13	A	Kentucky		0	3	29	A	Colorado		1	3	56	A	Xavier		3	2	104	N	Idaho St.	3	1	
23	A	Marquette		0	3	31	A	Creighton		1	3	62	N	Virginia Tech		3	1	105	A	Indiana	3	0	
23	H	Marquette		3	2	31	H	Creighton		2	3	63	A	Seton Hall		3	0	142	A	St. John's (NY)	0	3	
												63	H	Seton Hall		0	3	157	A	Villanova	3	0	
												85	N	Wichita St.		2	3	157	H	Villanova	3	0	
																		161	N	Marshall	3	0	
																		177	N	Buffalo	1	3	
																		179	A	Georgetown	3	1	
																		179	H	Georgetown	3	0	
																		223	N	Green Bay	3	1	
																		225	N	Robert Morris	3	0	
																		244	A	Central Mich.	3	0	
																		274	N	Western Ill.	3	2	
																		298	A	DePaul	3	2	
																		298	H	DePaul	3	0	
																		302	A	Providence	3	0	
						LAST 10 GAMES																	
						31	H	Creighton		2	3	157	A	Villanova		3	0						
						179	H	Georgetown		3	0	56	A	Xavier		3	2						
						298	A	DePaul		3	2	23	H	Marquette		3	2						
						23	A	Marquette		0	3	302	A	Providence		3	0						
						63	A	Seton Hall		3	0	142	A	St. John's (NY)		0	3						

Non-Div. I Games:

Butler

TCU

Average RPI Win:	172	WON-LOST RECORD	WINNING PCT. RANK	LAST 10 GAMES	STRENGTH OF SCHEDULE	OPP. STRENGTH OF SCHEDULE	TEAM RPI	ADJ RPI	CONF. RPI	ADJ CONF. RPI				
DIV. I ONLY		15- 11	.57692	134	4- 6	80	60	94	.55929	81	2	2		
DIV. I NON-CONF.		10- 5	.66667	88	0- 1	230	213	141	.51284	140	3	3		
<hr/>														
TOTALS	RPI 1-25	RPI 26-50		W-L RECORDS		RPI 51-100		RPI 101-150		RPI 150+				
15- 11	3- 5	1- 1		OVERALL		2- 2		0- 2		9- 1				
12- 2	3- 1	1- 1		HOME		2- 0		0- 0		6- 0				
1- 7	0- 4	0- 0		AWAY		0- 1		0- 2		1- 0				
2- 2	0- 0	0- 0		NEUTRAL		0- 1		0- 0		2- 1				
10- 5	0- 1	1- 1		NON-CONFERENCE		0- 1		0- 1		9- 1				
7- 1	0- 0	1- 1		HOME		0- 0		0- 0		6- 0				
1- 2	0- 1	0- 0		AWAY		0- 0		0- 1		1- 0				
2- 2	0- 0	0- 0		NEUTRAL		0- 1		0- 0		2- 1				
5- 6	3- 4	0- 0		CONFERENCE		2- 1		0- 1		0- 0				
5- 1	3- 1	0- 0		HOME		2- 0		0- 0		0- 0				
0- 5	0- 3	0- 0		AWAY		0- 1		0- 1		0- 0				
0- 0	0- 0	0- 0		NEUTRAL		0- 0		0- 0		0- 0				
<hr/>														
RPI	S	Opponent	Score		RPI	S	Opponent	Score		RPI	S	Opponent	Score	
4	A	Texas	0	3	34	H	Miami (FL)	3	2	106	A	Texas Tech	1	3
10	A	Penn St.	0	3	39	H	UALR	0	3	124	A	North Texas	0	3
16	H	Kansas St.	0	3						173	H	Sam Houston St.	3	1
18	H	Iowa St.	3	1						174	A	Notre Dame	3	1
20	A	Kansas	0	3						190	N	Northeastern	2	3
20	H	Kansas	3	2						192	H	High Point	3	0
24	A	Oklahoma	0	3						234	N	William & Mary	3	0
24	H	Oklahoma	3	2						296	H	Abilene Christian	3	1
										307	N	Iona	3	1
										315	H	Prairie View	3	0
										319	H	Ark.-Pine Bluff	3	0
										331	H	Grambling	3	0
<hr/>														
LAST 10 GAMES														
124	A	North Texas	0	3	20	A	Kansas	0	3					
24	H	Oklahoma	3	2	16	H	Kansas St.	0	3					
20	H	Kansas	3	2	90	A	West Virginia	2	3					
90	H	West Virginia	3	1	58	H	Baylor	3	1					
4	A	Texas	0	3	24	A	Oklahoma	0	3					

Non-Div. I Games:

TCU

I
o
w
a

Iowa

Average RPI Win: 188		WON-LOST RECORD		WINNING PCT. RANK		LAST 10 GAMES		STRENGTH OF SCHEDULE		OPP. STRENGTH OF SCHEDULE		TEAM RPI		ADJ RPI		CONF. RPI		ADJ CONF. RPI	
DIV. I ONLY		17- 9		.65385 88		7- 3		122		77		93		.55829 83		14		12	
DIV. I NON-CONF.		7- 5		.58333 130		1- 0		62		33		71		.5772 71		10		10	
TOTALS		RPI 1-25		RPI 26-50		W-L RECORDS		RPI 51-100		RPI 101-150		RPI 150+							
17- 9		0- 2		1- 3		OVERALL		2- 3		2- 1		12- 0							
8- 3		0- 0		0- 2		HOME		2- 1		0- 0		6- 0							
6- 5		0- 2		0- 1		AWAY		0- 2		1- 0		5- 0							
3- 1		0- 0		1- 0		NEUTRAL		0- 0		1- 1		1- 0							
7- 5		0- 2		1- 2		NON-CONFERENCE		1- 0		1- 1		4- 0							
3- 1		0- 0		0- 1		HOME		1- 0		0- 0		2- 0							
1- 3		0- 2		0- 1		AWAY		0- 0		0- 0		1- 0							
3- 1		0- 0		1- 0		NEUTRAL		0- 0		1- 1		1- 0							
10- 4		0- 0		0- 1		CONFERENCE		1- 3		1- 0		8- 0							
5- 2		0- 0		0- 1		HOME		1- 1		0- 0		4- 0							
5- 2		0- 0		0- 0		AWAY		0- 2		1- 0		4- 0							
0- 0		0- 0		0- 0		NEUTRAL		0- 0		0- 0		0- 0							
RPI S	Opponent		Score		RPI S	Opponent		Score		RPI S	Opponent		Score		RPI S	Opponent		Score	
5 A	Wisconsin		1	3	34 N	Miami (FL)		3	0	73 A	UNI		1	3	116 N	Ball St.		3	2
16 A	Kansas St.		2	3	42 H	Western Ky.		0	3	73 H	UNI		2	3	118 A	Southern Ill.		3	0
					45 H	Illinois St.		0	3	85 A	Wichita St.		2	3	121 N	New Mexico St.		0	3
					47 A	Utah		2	3	85 H	Wichita St.		3	2	160 H	Indiana St.		3	2
										100 H	Milwaukee		3	0	182 H	Oral Roberts		3	1
															198 A	Loyola Chicago		3	2
															198 H	Loyola Chicago		3	0
															207 A	Drake		3	0
															207 H	Drake		3	0
															235 A	Southeast Mo. St.		3	0
															255 H	Incarnate Word		3	0
															264 N	Montana St.		3	0
															266 A	Evansville		3	0
															282 A	Bradley		3	0
															282 H	Bradley		3	1
					LAST 10 GAMES														
					85 A	Wichita St.		2	3	118 A	Southern Ill.		3	0					
					207 A	Drake		3	0	266 A	Evansville		3	0					
					73 A	UNI		1	3	235 A	Southeast Mo. St.		3	0					
					198 H	Loyola Chicago		3	0	85 H	Wichita St.		3	2					
					282 H	Bradley		3	1	73 H	UNI		2	3					

Non-Div. I Games:

Missouri St.

Average RPI Win:	214	WON-LOST	WINNING	LAST 10	STRENGTH OF	OPP. STRENGTH	TEAM	ADJ	CONF.	ADJ CONF.		
Average RPI Loss:	130	RECORD	PCT. RANK	GAMES	SCHEDULE	OF SCHEDULE	RPI	RPI	RPI	RPI		
DIV. I ONLY		19- 6	.76	40	8- 2	156	231	73	.55788	84	23	23
DIV. I NON-CONF.		7- 4	.63636	109	0- 0	91	113	88	.5597	87	25	26
<hr/>												
TOTALS	RPI 1-25	RPI 26-50		W-L RECORDS		RPI 51-100		RPI 101-150		RPI 150+		
19- 6	0- 0	0- 1		OVERALL		3- 1		0- 1		16- 3		
8- 1	0- 0	0- 0		HOME		0- 0		0- 1		8- 0		
6- 4	0- 0	0- 1		AWAY		0- 1		0- 0		6- 2		
5- 1	0- 0	0- 0		NEUTRAL		3- 0		0- 0		2- 1		
7- 4	0- 0	0- 1		NON-CONFERENCE		3- 1		0- 0		4- 2		
1- 0	0- 0	0- 0		HOME		0- 0		0- 0		1- 0		
1- 3	0- 0	0- 1		AWAY		0- 1		0- 0		1- 1		
5- 1	0- 0	0- 0		NEUTRAL		3- 0		0- 0		2- 1		
12- 2	0- 0	0- 0		CONFERENCE		0- 0		0- 1		12- 1		
7- 1	0- 0	0- 0		HOME		0- 0		0- 1		7- 0		
5- 1	0- 0	0- 0		AWAY		0- 0		0- 0		5- 1		
0- 0	0- 0	0- 0		NEUTRAL		0- 0		0- 0		0- 0		
RPI	S	Opponent	Score	RPI	S	Opponent	Score	RPI	S	Opponent	Score	
				27	A	Duke	0 3	57	A	Wyoming	1 3	
								72	N	Gonzaga	3 2	
								89	N	South Carolina	3 2	
								96	N	Clemson	3 2	
								149	H	Samford	2 3	
								156	A	UNC Greensboro	3 0	
								156	H	UNC Greensboro	3 1	
								166	A	Winthrop	2 3	
								184	A	East Tenn. St.	3 0	
								184	H	East Tenn. St.	3 0	
								185	A	Presbyterian	3 1	
								187	A	Western Caro.	2 3	
								187	H	Western Caro.	3 1	
								192	N	High Point	2 3	
								194	N	North Florida	3 1	
								242	H	Gardner-Webb	3 2	
								243	H	Chattanooga	3 0	
								281	A	Mercer	3 1	
								281	H	Mercer	3 0	
								292	N	Weber St.	3 2	
								294	A	Wofford	3 0	
								294	H	Wofford	3 0	
								317	A	Citadel	3 0	
								317	H	Citadel	3 0	
				LAST 10 GAMES								
				281	H	Mercer	3 0	281	A	Mercer	3 1	
				317	H	Citadel	3 0	149	H	Samford	2 3	
				156	A	UNC Greensboro	3 0	243	H	Chattanooga	3 0	
				294	H	Wofford	3 0	187	A	Western Caro.	2 3	
				317	A	Citadel	3 0	184	H	East Tenn. St.	3 0	

Non-Div. I Games:

Furman

Average RPI Win:		171	WON-LOST RECORD		WINNING PCT. RANK		LAST 10 GAMES		STRENGTH OF SCHEDULE		OPP. STRENGTH OF SCHEDULE		TEAM RPI		ADJ RPI		CONF. RPI		ADJ CONF. RPI				
Average RPI Loss:		63																					
DIV. I ONLY			16- 8		.66667 80		7- 3		135		79		89		.55787 85		14		12				
DIV. I NON-CONF.			6- 4		.6 122		0- 0		57		31		63		.5832 63		10		10				
TOTALS		RPI 1-25		RPI 26-50		W-L RECORDS		RPI 51-100		RPI 101-150		RPI 150+											
16- 8		0- 1		0- 2		OVERALL		4- 4		2- 1		10- 0											
5- 2		0- 0		0- 1		HOME		1- 1		0- 0		4- 0											
6- 4		0- 1		0- 1		AWAY		0- 2		2- 0		4- 0											
5- 2		0- 0		0- 0		NEUTRAL		3- 1		0- 1		2- 0											
6- 4		0- 1		0- 1		NON-CONFERENCE		3- 1		1- 1		2- 0											
0- 0		0- 0		0- 0		HOME		0- 0		0- 0		0- 0											
1- 2		0- 1		0- 1		AWAY		0- 0		1- 0		0- 0											
5- 2		0- 0		0- 0		NEUTRAL		3- 1		0- 1		2- 0											
10- 4		0- 0		0- 1		CONFERENCE		1- 3		1- 0		8- 0											
5- 2		0- 0		0- 1		HOME		1- 1		0- 0		4- 0											
5- 2		0- 0		0- 0		AWAY		0- 2		1- 0		4- 0											
0- 0		0- 0		0- 0		NEUTRAL		0- 0		0- 0		0- 0											
RPI	S	Opponent		Score		RPI	S	Opponent		Score		RPI	S	Opponent		Score							
13	A	Kentucky		0 3		31	A	Creighton		1 3		58	N	Baylor		3 0		118	A	Southern Ill.		3 0	
						45	H	Illinois St.		0 3		62	N	Virginia Tech		0 3		124	N	North Texas		2 3	
												73	A	UNI		1 3		127	A	Texas St.		3 2	
												73	H	UNI		1 3		153	N	Pepperdine		3 1	
												75	N	UTSA		3 2		160	H	Indiana St.		3 0	
												80	N	Butler		3 2		198	A	Loyola Chicago		3 0	
												83	A	Missouri St.		2 3		198	H	Loyola Chicago		3 0	
												83	H	Missouri St.		3 2		207	A	Drake		3 1	
																		207	H	Drake		3 0	
																		239	N	Bowling Green		3 2	
																		266	A	Evansville		3 0	
																		282	A	Bradley		3 0	
																		282	H	Bradley		3 0	
						LAST 10 GAMES																	
						83	H	Missouri St.		3 2		266	A	Evansville		3 0							
						73	A	UNI		1 3		118	A	Southern Ill.		3 0							
						207	A	Drake		3 1		83	A	Missouri St.		2 3							
						282	H	Bradley		3 0		207	H	Drake		3 0							
						198	H	Loyola Chicago		3 0		73	H	UNI		1 3							

Non-Div. I Games:

Wichita St.

Average RPI Win:		153	WON-LOST RECORD		WINNING PCT. RANK		LAST 10 GAMES		STRENGTH OF SCHEDULE		OPP. STRENGTH OF SCHEDULE		TEAM RPI		ADJ RPI		CONF. RPI		ADJ CONF. RPI		
DIV. I ONLY			14- 11		.56	143	4- 6		68		42		84		.55775		86	4		4	
DIV. I NON-CONF.			8- 4		.66667	88	0- 0		30		101		41		.60572		40	4		4	
TOTALS		RPI 1-25		RPI 26-50		W-L RECORDS		RPI 51-100		RPI 101-150		RPI 150+									
14- 11		0- 3		1- 2		OVERALL		4- 4		3- 1		6- 1									
5- 5		0- 2		0- 0		HOME		0- 2		2- 1		3- 0									
6- 4		0- 0		0- 2		AWAY		4- 1		0- 0		2- 1									
3- 2		0- 1		1- 0		NEUTRAL		0- 1		1- 0		1- 0									
8- 4		0- 2		1- 0		NON-CONFERENCE		2- 2		2- 0		3- 0									
2- 2		0- 1		0- 0		HOME		0- 1		1- 0		1- 0									
3- 0		0- 0		0- 0		AWAY		2- 0		0- 0		1- 0									
3- 2		0- 1		1- 0		NEUTRAL		0- 1		1- 0		1- 0									
6- 7		0- 1		0- 2		CONFERENCE		2- 2		1- 1		3- 1									
3- 3		0- 1		0- 0		HOME		0- 1		1- 1		2- 0									
3- 4		0- 0		0- 2		AWAY		2- 1		0- 0		1- 1									
0- 0		0- 0		0- 0		NEUTRAL		0- 0		0- 0		0- 0									
RPI	S	Opponent		Score		RPI	S	Opponent		Score		RPI	S	Opponent		Score					
2	H	Florida St.		1	3	32	N	Arizona St.		3	0	51	A	Virginia		1	3				
5	N	Wisconsin		0	3	34	A	Miami (FL)		0	3	51	H	Virginia		2	3				
13	H	Kentucky		1	3	48	A	Pittsburgh		1	3	53	A	Minnesota		3	1				
												62	A	Virginia Tech		3	2				
												70	H	Appalachian St.		1	3				
												76	A	Rice		3	0				
												91	A	North Carolina St.		3	2				
												95	N	Northern Ill.		2	3				

Non-Div. I Games:

Louisville

Average RPI Win: 189		WON-LOST	WINNING	LAST 10	STRENGTH OF		OPP. STRENGTH	TEAM	ADJ	CONF.	ADJ CONF.		
Average RPI Loss: 82		RECORD	PCT. RANK	GAMES	SCHEDULE		OF SCHEDULE	RPI	RPI	RPI	RPI		
DIV. I ONLY		19- 9	.67857	77	6- 4		108	120	74	.55703	87	7	7
DIV. I NON-CONF.		10- 4	.71429	74	0- 0		235	184	127	.52308	131	8	8
TOTALS		RPI 1-25	RPI 26-50		W-L RECORDS		RPI 51-100		RPI 101-150		RPI 150+		
19- 9	0- 0	1- 3		OVERALL		2- 4		2- 1		14- 1			
5- 4	0- 0	1- 1		HOME		1- 3		0- 0		3- 0			
8- 3	0- 0	0- 1		AWAY		1- 1		2- 1		5- 0			
6- 2	0- 0	0- 1		NEUTRAL		0- 0		0- 0		6- 1			
10- 4	0- 0	0- 1		NON-CONFERENCE		0- 2		1- 0		9- 1			
1- 2	0- 0	0- 0		HOME		0- 2		0- 0		1- 0			
3- 0	0- 0	0- 0		AWAY		0- 0		1- 0		2- 0			
6- 2	0- 0	0- 1		NEUTRAL		0- 0		0- 0		6- 1			
9- 5	0- 0	1- 2		CONFERENCE		2- 2		1- 1		5- 0			
4- 2	0- 0	1- 1		HOME		1- 1		0- 0		2- 0			
5- 3	0- 0	0- 1		AWAY		1- 1		1- 1		3- 0			
0- 0	0- 0	0- 0		NEUTRAL		0- 0		0- 0		0- 0			
RPI S	Opponent	Score	RPI S	Opponent	Score	RPI S	Opponent	Score	RPI S	Opponent	Score		
			28 N	Alabama	2 3	59 A	Temple	3 1	139 A	Saint Louis	3 1		
			35 H	UCF	2 3	59 H	Temple	0 3	144 A	Cincinnati	3 1		
			44 A	SMU	1 3	61 A	Tulsa	0 3	147 A	Houston	1 3		
			44 H	SMU	3 0	61 H	Tulsa	3 2	154 H	South Fla.	3 0		
						65 H	Arkansas St.	2 3	178 A	UConn	3 1		
						68 H	Ole Miss	2 3	178 H	UConn	3 1		
									186 A	East Carolina	3 2		
									189 A	Tulane	3 0		
									208 A	Tennessee	3 1		
									211 N	South Ala.	3 0		
									235 N	Southeast Mo. St.	1 3		
									245 A	Mississippi St.	3 2		
									247 N	Northwestern St.	3 0		
									253 H	UT Martin	3 0		
									257 N	Austin Peay	3 1		
									264 N	Montana St.	3 0		
									281 N	Mercer	3 1		
									289 N	Nicholls St.	3 0		
			LAST 10 GAMES										
			61 A	Tulsa	0 3	144 A	Cincinnati	3 1					
			44 A	SMU	1 3	154 H	South Fla.	3 0					
			178 H	UConn	3 1	35 H	UCF	2 3					
			59 H	Temple	0 3	59 A	Temple	3 1					
			186 A	East Carolina	3 2	178 A	UConn	3 1					

Non-Div. I Games:

Memphis

Towson

Average RPI Win:	220	WON-LOST RECORD	WINNING PCT. RANK	LAST 10 GAMES	STRENGTH OF SCHEDULE	OPP. STRENGTH OF SCHEDULE	TEAM RPI	ADJ RPI	CONF. RPI	ADJ CONF. RPI	
Average RPI Loss:	87										
DIV. I ONLY		25- 4	.86207 10	9- 1	270	234	85	.55621 88	13	13	
DIV. I NON-CONF.		14- 1	.93333 10	1- 0	317	295	130	.52569 126	17	17	
<hr/>											
TOTALS	RPI 1-25	RPI 26-50		W-L RECORDS	RPI 51-100		RPI 101-150		RPI 150+		
25- 4	0- 0	0- 1		OVERALL	0- 0		5- 3		20- 0		
12- 1	0- 0	0- 0		HOME	0- 0		3- 1		9- 0		
8- 2	0- 0	0- 0		AWAY	0- 0		2- 2		6- 0		
5- 1	0- 0	0- 1		NEUTRAL	0- 0		0- 0		5- 0		
<hr/>											
14- 1	0- 0	0- 1		NON-CONFERENCE	0- 0		1- 0		13- 0		
7- 0	0- 0	0- 0		HOME	0- 0		1- 0		6- 0		
2- 0	0- 0	0- 0		AWAY	0- 0		0- 0		2- 0		
5- 1	0- 0	0- 1		NEUTRAL	0- 0		0- 0		5- 0		
<hr/>											
11- 3	0- 0	0- 0		CONFERENCE	0- 0		4- 3		7- 0		
5- 1	0- 0	0- 0		HOME	0- 0		2- 1		3- 0		
6- 2	0- 0	0- 0		AWAY	0- 0		2- 2		4- 0		
0- 0	0- 0	0- 0		NEUTRAL	0- 0		0- 0		0- 0		
<hr/>											
RPI S	Opponent	Score	RPI S	Opponent	Score	RPI S	Opponent	Score	RPI S	Opponent	Score
			28 N	Alabama	0 3				103 A	Hofstra	1 3
									103 H	Hofstra	3 1
									109 A	Col. of Charleston	2 3
									109 H	Col. of Charleston	2 3
									114 A	UNCW	3 2
									131 A	James Madison	3 2
									131 H	James Madison	3 0
									142 H	St. John's (NY)	3 1
									159 N	Southern Miss.	3 0
									162 H	North Dakota St.	3 0
									163 A	Delaware	3 0
									163 H	Delaware	3 0
									167 H	Kent St.	3 1
									190 A	Northeastern	3 1
									190 H	Northeastern	3 0
									201 N	Army	3 0
									234 A	William & Mary	3 1
									234 H	William & Mary	3 0
									249 H	Coppin St.	3 1
									258 H	La Salle	3 0
									272 A	Elon	3 1
									309 A	Bryant	3 0
									314 H	Saint Peter's	3 0
									317 N	Citadel	3 0
									321 A	Delaware St.	3 0
									321 H	Delaware St.	3 0
									325 N	UMass Lowell	3 0
<hr/>											
LAST 10 GAMES											
			131 A	James Madison	3 2		163 A	Delaware	3 0		
			234 A	William & Mary	3 1		321 A	Delaware St.	3 0		
			109 H	Col. of Charleston	2 3		114 A	UNCW	3 2		
			103 H	Hofstra	3 1		272 A	Elon	3 1		
			190 H	Northeastern	3 0		234 H	William & Mary	3 0		

Non-Div. I Games:

Towson

RPI	S	Opponent	Score	
334	N	Savannah St.	3	0

Towson

T
O
W
S
O
N

T
O
W
S
O
N

Average RPI Win:		199	WON-LOST		WINNING		LAST 10		STRENGTH OF		OPP. STRENGTH		TEAM		ADJ		CONF.		ADJ CONF.	
Average RPI Loss:		45	RECORD		PCT. RANK		GAMES		SCHEDULE		OF SCHEDULE		RPI		RPI		RPI		RPI	
DIV. I ONLY			15- 10		.6 122		3- 7		79		91		88		.55509		89		5	
DIV. I NON-CONF.			10- 3		.76923 52		0- 1		198		207		94		.5504		94		5	
TOTALS		RPI 1-25		RPI 26-50		W-L RECORDS		RPI 51-100		RPI 101-150		RPI 150+								
15- 10		0- 4		0- 2		OVERALL		1- 4		3- 0		11- 0								
9- 4		0- 3		0- 1		HOME		1- 0		2- 0		6- 0								
4- 4		0- 1		0- 1		AWAY		0- 2		1- 0		3- 0								
2- 2		0- 0		0- 0		NEUTRAL		0- 2		0- 0		2- 0								
10- 3		0- 0		0- 0		NON-CONFERENCE		0- 3		1- 0		9- 0								
6- 0		0- 0		0- 0		HOME		0- 0		1- 0		5- 0								
2- 1		0- 0		0- 0		AWAY		0- 1		0- 0		2- 0								
2- 2		0- 0		0- 0		NEUTRAL		0- 2		0- 0		2- 0								
5- 7		0- 4		0- 2		CONFERENCE		1- 1		2- 0		2- 0								
3- 4		0- 3		0- 1		HOME		1- 0		1- 0		1- 0								
2- 3		0- 1		0- 1		AWAY		0- 1		1- 0		1- 0								
0- 0		0- 0		0- 0		NEUTRAL		0- 0		0- 0		0- 0								
RPI	S	Opponent		Score		RPI	S	Opponent		Score		RPI	S	Opponent		Score				
7	H	Florida		1	3	28	A	Alabama		1	3	68	A	Ole Miss		0	3			
13	H	Kentucky		1	3	28	H	Alabama		2	3	68	H	Ole Miss		3	2			
15	H	Texas A&M		2	3							84	N	Furman		2	3			
21	A	LSU		1	3							92	A	Coastal Caro.		0	3			
												96	N	Clemson		1	3			

Average RPI Win:		192	WON-LOST RECORD		WINNING PCT. RANK		LAST 10 GAMES		STRENGTH OF SCHEDULE		OPP. STRENGTH OF SCHEDULE		TEAM RPI		ADJ RPI		CONF. RPI		ADJ CONF. RPI	
DIV. I ONLY			13- 12		.52 159		2- 8		48		47		90		.55459 90		2		2	
DIV. I NON-CONF.			10- 4		.71429 74		0- 1		136		174		90		.55824 89		3		3	
TOTALS		RPI 1-25		RPI 26-50		W-L RECORDS		RPI 51-100		RPI 101-150		RPI 150+								
13- 12		0- 9		0- 1		OVERALL		3- 1		1- 0		9- 1								
7- 6		0- 6		0- 0		HOME		2- 0		0- 0		5- 0								
4- 6		0- 3		0- 1		AWAY		1- 1		1- 0		2- 1								
2- 0		0- 0		0- 0		NEUTRAL		0- 0		0- 0		2- 0								
10- 4		0- 2		0- 1		NON-CONFERENCE		1- 0		0- 0		9- 1								
6- 1		0- 1		0- 0		HOME		1- 0		0- 0		5- 0								
2- 3		0- 1		0- 1		AWAY		0- 0		0- 0		2- 1								
2- 0		0- 0		0- 0		NEUTRAL		0- 0		0- 0		2- 0								
3- 8		0- 7		0- 0		CONFERENCE		2- 1		1- 0		0- 0								
1- 5		0- 5		0- 0		HOME		1- 0		0- 0		0- 0								
2- 3		0- 2		0- 0		AWAY		1- 1		1- 0		0- 0								
0- 0		0- 0		0- 0		NEUTRAL		0- 0		0- 0		0- 0								
RPI	S	Opponent		Score		RPI	S	Opponent		Score		RPI	S	Opponent		Score				
4	H	Texas		2	3	27	A	Duke		1	3	58	A	Baylor		3	1			
6	A	North Carolina		0	3							63	H	Seton Hall		3	0			
16	H	Kansas St.		2	3							81	A	TCU		1	3			
18	A	Iowa St.		1	3							81	H	TCU		3	2			
18	H	Iowa St.		0	3															
20	H	Kansas		1	3															
22	H	BYU		0	3															
24	A	Oklahoma		0	3															
24	H	Oklahoma		1	3															

Non-Div. I Games:

West Virginia

Average RPI Win: 163		WON-LOST RECORD		WINNING PCT. RANK		LAST 10 GAMES		STRENGTH OF SCHEDULE		OPP. STRENGTH OF SCHEDULE		TEAM RPI		ADJ RPI		CONF. RPI		ADJ CONF. RPI	
DIV. I ONLY		14- 10		.58333 131		2- 8		75		45		78		.55393 91		4		4	
DIV. I NON-CONF.		11- 1		.91667 15		0- 0		140		149		37		.60261 45		4		4	
TOTALS		RPI 1-25		RPI 26-50		W-L RECORDS		RPI 51-100		RPI 101-150		RPI 150+							
14- 10		0- 3		0- 1		OVERALL		3- 3		4- 2		7- 1							
9- 4		0- 2		0- 1		HOME		2- 1		2- 0		5- 0							
2- 5		0- 1		0- 0		AWAY		0- 2		2- 2		0- 0							
3- 1		0- 0		0- 0		NEUTRAL		1- 0		0- 0		2- 1							
11- 1		0- 0		0- 0		NON-CONFERENCE		3- 0		2- 0		6- 1							
6- 0		0- 0		0- 0		HOME		2- 0		0- 0		4- 0							
2- 0		0- 0		0- 0		AWAY		0- 0		2- 0		0- 0							
3- 1		0- 0		0- 0		NEUTRAL		1- 0		0- 0		2- 1							
3- 9		0- 3		0- 1		CONFERENCE		0- 3		2- 2		1- 0							
3- 4		0- 2		0- 1		HOME		0- 1		2- 0		1- 0							
0- 5		0- 1		0- 0		AWAY		0- 2		0- 2		0- 0							
0- 0		0- 0		0- 0		NEUTRAL		0- 0		0- 0		0- 0							
RPI S	Opponent	Score		RPI S	Opponent	Score		RPI S	Opponent	Score		RPI S	Opponent	Score					
2	A Florida St.	0	3	34	H Miami (FL)	0	3	51	A Virginia	2	3	114	A UNCW	3	2				
2	H Florida St.	1	3					60	N Harvard	3	1	117	H Boston College	3	1				
6	H North Carolina	0	3					62	A Virginia Tech	1	3	123	A Georgia	3	1				
								76	H Rice	3	2	125	A Georgia Tech	1	3				
								86	H Louisville	2	3	125	H Georgia Tech	3	0				
								92	H Coastal Caro.	3	0	148	A Wake Forest	2	3				
												169	H Howard	3	0				
												178	H UConn	3	1				
												203	H Syracuse	3	0				
												216	N Fairfield	3	1				
												228	N Eastern Wash.	2	3				
												234	H William & Mary	3	0				
												278	H Toledo	3	0				
												291	N UNC Asheville	3	0				
				LAST 10 GAMES															
				125 H Georgia Tech 3 0				86 H Louisville 2 3											
				34 H Miami (FL) 0 3				6 H North Carolina 0 3											
				2 H Florida St. 1 3				2 A Florida St. 0 3											
				117 H Boston College 3 1				125 A Georgia Tech 1 3											
				51 A Virginia 2 3				62 A Virginia Tech 1 3											

[illegible]

Non-Div. I Games:

Coastal Caro.

Y
a
l
e

Page 94

Average RPI Win: 205		WON-LOST	WINNING	LAST 10	STRENGTH OF		OPP. STRENGTH	TEAM	ADJ	CONF.	ADJ CONF.
Average RPI Loss: 101		RECORD	PCT. RANK	GAMES	SCHEDULE		OF SCHEDULE	RPI	RPI	RPI	RPI
DIV. I ONLY		24- 5	.82759	20	9- 1		261	139	82	.5509	94
DIV. I NON-CONF.		13- 4	.76471	55	2- 0		281	120	124	.52484	127
TOTALS		RPI 1-25	RPI 26-50	W-L RECORDS		RPI 51-100	RPI 101-150	RPI 150+			
24- 5	0- 1		0- 1	OVERALL		3- 1	3- 0	18- 2			
8- 1	0- 1		0- 0	HOME		2- 0	1- 0	5- 0			
12- 2	0- 0		0- 0	AWAY		1- 1	2- 0	9- 1			
4- 2	0- 0		0- 1	NEUTRAL		0- 0	0- 0	4- 1			
13- 4	0- 1		0- 1	NON-CONFERENCE		1- 0	0- 0	12- 2			
3- 1	0- 1		0- 0	HOME		1- 0	0- 0	2- 0			
6- 1	0- 0		0- 0	AWAY		0- 0	0- 0	6- 1			
4- 2	0- 0		0- 1	NEUTRAL		0- 0	0- 0	4- 1			
11- 1	0- 0		0- 0	CONFERENCE		2- 1	3- 0	6- 0			
5- 0	0- 0		0- 0	HOME		1- 0	1- 0	3- 0			
6- 1	0- 0		0- 0	AWAY		1- 1	2- 0	3- 0			
0- 0	0- 0		0- 0	NEUTRAL		0- 0	0- 0	0- 0			
RPI S	Opponent	Score	RPI S	Opponent	Score	RPI S	Opponent	Score	RPI S	Opponent	Score
11 H	Nebraska	0 3	48 N	Pittsburgh	0 3	56 H	Xavier	3 2	139 A	Saint Louis	3 1
						67 A	VCU	3 1	139 H	Saint Louis	3 1
						67 H	VCU	3 1	146 A	Duquesne	3 1
						71 A	George Washington	2 3	155 H	Rhode Island	3 0
									176 A	Jacksonville	3 0
									180 A	Penn	3 1
									183 A	Cleveland St.	1 3
									188 A	Eastern Ky.	3 0
									193 N	Charlotte	1 3
									194 A	North Florida	3 0
									204 N	Middle Tenn.	3 0
									220 N	Navy	3 0
									237 H	Bakersfield	3 1
									239 A	Bowling Green	3 1
									258 A	La Salle	3 0
									265 A	George Mason	3 0
									269 A	Davidson	3 0
									269 H	Davidson	3 0
									278 N	Toledo	3 1
									279 A	Wright St.	3 2
									289 N	Nicholls St.	3 0
									297 H	Fordham	3 0
									303 H	Morehead St.	3 0
			LAST 10 GAMES								
			139 A	Saint Louis	3 1	155 H	Rhode Island	3 0			
			269 A	Davidson	3 0	297 H	Fordham	3 0			
			67 A	VCU	3 1	303 H	Morehead St.	3 0			
			139 H	Saint Louis	3 1	71 A	George Washington	2 3			
			188 A	Eastern Ky.	3 0	265 A	George Mason	3 0			

Non-Div. I Games:

Dayton

Average RPI Win:		188	WON-LOST RECORD		WINNING PCT. RANK		LAST 10 GAMES		STRENGTH OF SCHEDULE		OPP. STRENGTH OF SCHEDULE		TEAM RPI		ADJ RPI		CONF. RPI		ADJ CONF. RPI				
DIV. I ONLY			20- 8		.71429 63		9- 1		186		92		95		.55028 95		16		16				
DIV. I NON-CONF.			7- 7		.5 163		0- 0		160		35		148		.50687 148		16		16				
TOTALS		RPI 1-25		RPI 26-50		W-L RECORDS		RPI 51-100		RPI 101-150		RPI 150+											
20- 8		0- 1		0- 5		OVERALL		2- 0		4- 1		14- 1											
8- 2		0- 0		0- 2		HOME		0- 0		1- 0		7- 0											
9- 4		0- 1		0- 1		AWAY		1- 0		3- 1		5- 1											
3- 2		0- 0		0- 2		NEUTRAL		1- 0		0- 0		2- 0											
7- 7		0- 1		0- 4		NON-CONFERENCE		2- 0		0- 1		5- 1											
2- 2		0- 0		0- 2		HOME		0- 0		0- 0		2- 0											
2- 3		0- 1		0- 0		AWAY		1- 0		0- 1		1- 1											
3- 2		0- 0		0- 2		NEUTRAL		1- 0		0- 0		2- 0											
13- 1		0- 0		0- 1		CONFERENCE		0- 0		4- 0		9- 0											
6- 0		0- 0		0- 0		HOME		0- 0		1- 0		5- 0											
7- 1		0- 0		0- 1		AWAY		0- 0		3- 0		4- 0											
0- 0		0- 0		0- 0		NEUTRAL		0- 0		0- 0		0- 0											
RPI	S	Opponent		Score		RPI	S	Opponent		Score		RPI	S	Opponent		Score							
18	A	Iowa St.		0 3		29	H	Colorado		2 3		73	A	UNI		3 0							
						32	N	Arizona St.		2 3		86	N	Louisville		3 2							
						37	N	Santa Clara		0 3				119 A UC Santa Barbara		1 3							
						43	A	Ohio		0 3				126 A Miami (OH)		3 2							
						49	H	Northwestern		0 3				134 A Eastern Mich.		3 2							
														167 A Kent St.		3 1							
														168 A Western Mich.		3 0							
														168 H Western Mich.		3 1							
														177 H Buffalo		3 1							
														185 H Presbyterian		3 1							
														195 A Cal Poly		1 3							
														196 H Ill.-Chicago		3 1							
														208 N Tennessee		3 0							
														238 N Omaha		3 0							
														239 H Bowling Green		3 1							
														244 A Central Mich.		3 1							
														262 H Akron		3 0							
														278 A Toledo		3 1							
														278 H Toledo		3 0							
														303 A Morehead St.		3 0							
LAST 10 GAMES																							
239 H Bowling Green						3 1						167 A Kent St.						3 1					
168 A Western Mich.						3 0						177 H Buffalo						3 1					
278 A Toledo						3 1						262 H Akron						3 0					
116 A Ball St.						3 1						244 A Central Mich.						3 1					
43 A Ohio						0 3						134 A Eastern Mich.						3 2					

Non-Div. I Games:

Northern Ill.

Average RPI Win: 195		WON-LOST	WINNING	LAST 10	STRENGTH OF		OPP. STRENGTH	TEAM	ADJ	CONF.	ADJ CONF.
Average RPI Loss: 45		RECORD	PCT. RANK	GAMES	SCHEDULE		OF SCHEDULE	RPI	RPI	RPI	RPI
DIV. I ONLY		17- 10	.62963	102	5- 5		134	51	97	.54953	96
DIV. I NON-CONF.		12- 2	.85714	27	1- 0		249	171	84	.56123	85
TOTALS		RPI 1-25	RPI 26-50		W-L RECORDS		RPI 51-100		RPI 101-150		RPI 150+
17- 10	0- 2	0- 4		OVERALL		3- 3		2- 1		12- 0	
10- 4	0- 2	0- 1		HOME		1- 1		1- 0		8- 0	
4- 5	0- 0	0- 3		AWAY		1- 1		0- 1		3- 0	
3- 1	0- 0	0- 0		NEUTRAL		1- 1		1- 0		1- 0	
12- 2	0- 0	0- 1		NON-CONFERENCE		1- 1		1- 0		10- 0	
8- 0	0- 0	0- 0		HOME		0- 0		0- 0		8- 0	
1- 1	0- 0	0- 1		AWAY		0- 0		0- 0		1- 0	
3- 1	0- 0	0- 0		NEUTRAL		1- 1		1- 0		1- 0	
5- 8	0- 2	0- 3		CONFERENCE		2- 2		1- 1		2- 0	
2- 4	0- 2	0- 1		HOME		1- 1		1- 0		0- 0	
3- 4	0- 0	0- 2		AWAY		1- 1		0- 1		2- 0	
0- 0	0- 0	0- 0		NEUTRAL		0- 0		0- 0		0- 0	
RPI S	Opponent	Score	RPI S	Opponent	Score	RPI S	Opponent	Score	RPI S	Opponent	Score
2	H Florida St.	2 3	27	A Duke	0 3	51	A Virginia	1 3	117	A Boston College	0 3
6	H North Carolina	0 3	28	A Alabama	1 3	51	H Virginia	1 3	125	H Georgia Tech	3 1
			34	A Miami (FL)	1 3	62	A Virginia Tech	3 2	138	N San Diego St.	3 0
			48	H Pittsburgh	1 3	62	H Virginia Tech	3 2	166	A Winthrop	3 1
						84	N Furman	2 3	174	A Notre Dame	3 0
						89	N South Carolina	3 1	185	H Presbyterian	3 1
									203	A Syracuse	3 1
									234	H William & Mary	3 0
									236	H Troy	3 1
									251	N FIU	3 0
									257	H Austin Peay	3 0
									261	H USC Upstate	3 1
									285	H Tennessee St.	3 2
									291	H UNC Asheville	3 0
									294	H Wofford	3 0
LAST 10 GAMES											
	117 A Boston College	0 3		62 A Virginia Tech	3 2						
	203 A Syracuse	3 1		27 A Duke	0 3						
	2 H Florida St.	2 3		48 H Pittsburgh	1 3						
	51 H Virginia	1 3		174 A Notre Dame	3 0						
	185 H Presbyterian	3 1		125 H Georgia Tech	3 1						

Non-Div. I Games:

Clemson

U
M
K
C

UMKC

Loss, Non-Conf, S Site, H Home, A Away, N Neutral Page 99

Average RPI Win:	160	WON-LOST RECORD	WINNING PCT. RANK	LAST 10 GAMES	STRENGTH OF SCHEDULE	OPP. STRENGTH OF SCHEDULE	TEAM RPI	ADJ RPI	CONF. RPI	ADJ CONF. RPI					
DIV. I ONLY		10- 16	.38462	228	1- 9	26	17	105	.54705	99	1	1			
DIV. I NON-CONF.		9- 3	.75	56	0- 0	112	95	64	.58023	68	1	1			
<hr/>															
TOTALS	RPI 1-25	RPI 26-50		W-L RECORDS		RPI 51-100		RPI 101-150		RPI 150+					
10- 16	0- 10	1- 5		OVERALL		1- 1		1- 0		7- 0					
3- 6	0- 3	1- 3		HOME		0- 0		1- 0		1- 0					
2- 8	0- 6	0- 2		AWAY		0- 0		0- 0		2- 0					
5- 2	0- 1	0- 0		NEUTRAL		1- 1		0- 0		4- 0					
<hr/>															
9- 3	0- 1	0- 1		NON-CONFERENCE		1- 1		1- 0		7- 0					
2- 1	0- 0	0- 1		HOME		0- 0		1- 0		1- 0					
2- 0	0- 0	0- 0		AWAY		0- 0		0- 0		2- 0					
5- 2	0- 1	0- 0		NEUTRAL		1- 1		0- 0		4- 0					
<hr/>															
1- 13	0- 9	1- 4		CONFERENCE		0- 0		0- 0		0- 0					
1- 5	0- 3	1- 2		HOME		0- 0		0- 0		0- 0					
0- 8	0- 6	0- 2		AWAY		0- 0		0- 0		0- 0					
0- 0	0- 0	0- 0		NEUTRAL		0- 0		0- 0		0- 0					
<hr/>															
RPI	S	Opponent	Score	RPI	S	Opponent	Score	RPI	S	Opponent	Score				
1	A	Stanford	0 <div>3</div>	29	H	Colorado	0 <div>3</div>	57	N	Wyoming	0 <div>3</div>	145	H	Idaho	3 1
3	A	Washington	0 <div>3</div>	32	A	Arizona St.	2 <div>3</div>	62	N	Virginia Tech	3 0	165	N	IUPUI	3 0
8	A	Oregon	1 <div>3</div>	36	A	Oregon St.	1 <div>3</div>					168	N	Western Mich.	3 1
8	H	Oregon	1 <div>3</div>	36	H	Oregon St.	1 <div>3</div>					174	A	Notre Dame	3 1
9	N	Illinois	0 <div>3</div>	41	H	Loyola Marymount	1 <div>3</div>					181	N	Belmont	3 0
14	A	Southern California	1 <div>3</div>	47	H	Utah	3 0					195	N	Cal Poly	3 2
14	H	Southern California	2 <div>3</div>									209	H	Portland St.	3 0
17	A	UCLA	2 <div>3</div>									254	A	Montana	3 0
17	H	UCLA	1 <div>3</div>												
19	A	Arizona	1 <div>3</div>												
<hr/>															
LAST 10 GAMES															
8	H	Oregon	1 <div>3</div>	29	H	Colorado	0 <div>3</div>								
36	H	Oregon St.	1 <div>3</div>	32	A	Arizona St.	2 <div>3</div>								
17	A	UCLA	2 <div>3</div>	19	A	Arizona	1 <div>3</div>								
14	A	Southern California	1 <div>3</div>	36	A	Oregon St.	1 <div>3</div>								
47	H	Utah	3 0	8	A	Oregon	1 <div>3</div>								

Non-Div. I Games:

Washington St.

Average RPI Win:		180	WON-LOST RECORD		WINNING PCT. RANK		LAST 10 GAMES		STRENGTH OF SCHEDULE		OPP. STRENGTH OF SCHEDULE		TEAM RPI		ADJ RPI		CONF. RPI		ADJ CONF. RPI				
Average RPI Loss:		85																					
DIV. I ONLY			15- 12		.55556 145		6- 4		60		116		99		.54651 100		17		17				
DIV. I NON-CONF.			6- 9		.4 220		1- 1		26		66		104		.54053 105		15		15				
TOTALS		RPI 1-25		RPI 26-50		W-L RECORDS		RPI 51-100		RPI 101-150		RPI 150+											
15- 12		0- 2		0- 3		OVERALL		1- 3		3- 1		11- 3											
9- 3		0- 1		0- 0		HOME		0- 0		2- 1		7- 1											
4- 4		0- 0		0- 1		AWAY		0- 2		1- 0		3- 1											
2- 5		0- 1		0- 2		NEUTRAL		1- 1		0- 0		1- 1											
6- 9		0- 2		0- 3		NON-CONFERENCE		1- 3		1- 0		4- 1											
4- 1		0- 1		0- 0		HOME		0- 0		1- 0		3- 0											
0- 3		0- 0		0- 1		AWAY		0- 2		0- 0		0- 0											
2- 5		0- 1		0- 2		NEUTRAL		1- 1		0- 0		1- 1											
9- 3		0- 0		0- 0		CONFERENCE		0- 0		2- 1		7- 2											
5- 2		0- 0		0- 0		HOME		0- 0		1- 1		4- 1											
4- 1		0- 0		0- 0		AWAY		0- 0		1- 0		3- 1											
0- 0		0- 0		0- 0		NEUTRAL		0- 0		0- 0		0- 0											
RPI	S	Opponent		Score		RPI	S	Opponent		Score		RPI	S	Opponent		Score							
18	N	Iowa St.		0	3	42	N	Western Ky.		1	3	53	A	Minnesota		1	3	120	A	Valparaiso	3	1	
23	H	Marquette		0	3	42	N	Western Ky.		0	3	61	N	Tulsa		0	3	120	H	Valparaiso	3	2	
						50	A	Michigan St.		0	3	66	N	LIU Brooklyn		3	0	126	H	Miami (OH)	3	2	
												83	A	Missouri St.		0	3	136	H	Oakland	1	3	
																		151	A	Youngstown St.	0	3	
																		151	H	Youngstown St.	3	1	
																		162	H	North Dakota St.	3	0	
																		168	H	Western Mich.	3	1	
																		182	N	Oral Roberts	0	3	
																		183	A	Cleveland St.	3	0	
																		183	H	Cleveland St.	1	3	
																		196	A	Ill.-Chicago	3	0	
																		196	H	Ill.-Chicago	3	1	
																		223	A	Green Bay	3	0	
																		223	H	Green Bay	3	1	
																		225	H	Robert Morris	3	0	
																		255	N	Incarnate Word	3	0	
																		279	H	Wright St.	3	1	
						LAST 10 GAMES																	
						183	H	Cleveland St.		1	3	120	A	Valparaiso		3	1						
						151	H	Youngstown St.		3	1	136	H	Oakland		1	3						
						23	H	Marquette		0	3	279	H	Wright St.		3	1						
						223	A	Green Bay		3	0	168	H	Western Mich.		3	1						
						196	A	Ill.-Chicago		3	0	151	A	Youngstown St.		0	3						

Non-Div. I Games:

Milwaukee

Average RPI Win: 207		WON-LOST	WINNING	LAST 10	STRENGTH OF		OPP. STRENGTH	TEAM	ADJ	CONF.	ADJ CONF.	
Average RPI Loss: 112		RECORD	PCT. RANK	GAMES	SCHEDULE		OF SCHEDULE	RPI	RPI	RPI	RPI	
DIV. I ONLY		20- 7	.74074	50	215		156	104	.54647	101	20	21
DIV. I NON-CONF.		10- 5	.66667	88	266		103	143	.51243	142	22	22
<hr/>												
TOTALS		RPI 1-25	RPI 26-50		W-L RECORDS		RPI 51-100		RPI 101-150		RPI 150+	
20- 7		0- 0	0- 0		OVERALL		0- 3		4- 3		16- 1	
7- 0		0- 0	0- 0		HOME		0- 0		1- 0		6- 0	
7- 6		0- 0	0- 0		AWAY		0- 3		0- 2		7- 1	
6- 1		0- 0	0- 0		NEUTRAL		0- 0		3- 1		3- 0	
<hr/>												
10- 5		0- 0	0- 0		NON-CONFERENCE		0- 2		3- 2		7- 1	
2- 0		0- 0	0- 0		HOME		0- 0		0- 0		2- 0	
2- 4		0- 0	0- 0		AWAY		0- 2		0- 1		2- 1	
6- 1		0- 0	0- 0		NEUTRAL		0- 0		3- 1		3- 0	
<hr/>												
10- 2		0- 0	0- 0		CONFERENCE		0- 1		1- 1		9- 0	
5- 0		0- 0	0- 0		HOME		0- 0		1- 0		4- 0	
5- 2		0- 0	0- 0		AWAY		0- 1		0- 1		5- 0	
0- 0		0- 0	0- 0		NEUTRAL		0- 0		0- 0		0- 0	
<hr/>												
RPI S	Opponent	Score	RPI S	Opponent	Score	RPI S	Opponent	Score	RPI S	Opponent	Score	
						62 A	Virginia Tech	0 3	107 N	California	3 2	
						70 A	Appalachian St.	0 3	114 N	UNCW	3 0	
						92 A	Coastal Caro.	1 3	121 A	New Mexico St.	0 3	
									122 N	Northern Ky.	1 3	
									135 A	Liberty	1 3	
									135 H	Liberty	3 0	
									143 N	Maryland	3 2	
									161 N	Marshall	3 0	
									162 N	North Dakota St.	3 0	
									166 H	Winthrop	3 0	
									170 H	Hampton	3 2	
									184 A	East Tenn. St.	2 3	
									185 H	Presbyterian	3 2	
									192 A	High Point	3 2	
									192 H	High Point	3 2	
									212 A	Campbell	3 0	
									212 H	Campbell	3 1	
									222 N	Georgia St.	3 0	
									242 A	Gardner-Webb	3 0	
									291 A	UNC Asheville	3 1	
									299 A	Charleston So.	3 1	
									303 A	Morehead St.	3 1	
									303 A	Morehead St.	3 2	
									327 H	N.C. Central	3 0	
LAST 10 GAMES												
						192 A	Charleston So.	3 1				
						212 A	Coastal Caro.	1 3				
						135 H	Campbell	3 1				
						185 H	High Point	3 2				
						166 H	Gardner-Webb	3 0				

Non-Div. I Games:

Radford

Average RPI Win:	196	WON-LOST RECORD	WINNING PCT. RANK	LAST 10 GAMES	STRENGTH OF SCHEDULE	OPP. STRENGTH OF SCHEDULE	TEAM RPI	ADJ RPI	CONF. RPI	ADJ CONF. RPI		
DIV. I ONLY		17- 9	.65385 88	8- 2	104	161	96	.54598 102	22	22		
DIV. I NON-CONF.		7- 5	.58333 130	0- 0	17	99	49	.59678 49	19	19		
<hr/>												
TOTALS	RPI 1-25	RPI 26-50		W-L RECORDS	RPI 51-100		RPI 101-150		RPI 150+			
17- 9	0- 2	0- 2		OVERALL	1- 0		4- 3		12- 2			
10- 4	0- 2	0- 0		HOME	1- 0		3- 1		6- 1			
4- 5	0- 0	0- 2		AWAY	0- 0		1- 2		3- 1			
3- 0	0- 0	0- 0		NEUTRAL	0- 0		0- 0		3- 0			
7- 5	0- 2	0- 2		NON-CONFERENCE	1- 0		1- 1		5- 0			
4- 2	0- 2	0- 0		HOME	1- 0		1- 0		2- 0			
0- 3	0- 0	0- 2		AWAY	0- 0		0- 1		0- 0			
3- 0	0- 0	0- 0		NEUTRAL	0- 0		0- 0		3- 0			
10- 4	0- 0	0- 0		CONFERENCE	0- 0		3- 2		7- 2			
6- 2	0- 0	0- 0		HOME	0- 0		2- 1		4- 1			
4- 2	0- 0	0- 0		AWAY	0- 0		1- 1		3- 1			
0- 0	0- 0	0- 0		NEUTRAL	0- 0		0- 0		0- 0			
<hr/>												
RPI S	Opponent	Score	RPI S	Opponent	Score	RPI S	Opponent	Score	RPI S	Opponent	Score	
5 H	Wisconsin	1 3	26 A	Long Beach St.	0 3	57 H	Wyoming	3 1	104 A	Idaho St.	3 2	
12 H	Colorado St.	0 3	41 A	Loyola Marymount	0 3				112 H	Northern Ariz.	3 1	
									116 A	Ball St.	0 3	
									128 A	North Dakota	1 3	
									128 H	North Dakota	3 0	
									141 H	UC Davis	3 2	
									145 H	Idaho	1 3	
									170 H	Hampton	3 1	
									172 N	A&M-Corpus Christi	3 2	
									197 H	Florida A&M	3 0	
									209 A	Portland St.	3 0	
									217 H	Southern Utah	3 0	
									224 N	Eastern Ill.	3 2	
									228 H	Eastern Wash.	2 3	
									254 A	Montana	3 1	
									254 H	Montana	3 0	
									264 A	Montana St.	3 0	
									264 H	Montana St.	3 0	
									274 N	Western Ill.	3 1	
									284 H	Sacramento St.	3 0	
									292 A	Weber St.	1 3	
			LAST 10 GAMES									
			264 H Montana St.			3 0	217 H Southern Utah			3 0		
			254 H Montana			3 0	128 H North Dakota			3 0		
			128 A North Dakota			1 3	284 H Sacramento St.			3 0		
			209 A Portland St.			3 0	292 A Weber St.			1 3		
			112 H Northern Ariz.			3 1	104 A Idaho St.			3 2		

Non-Div. I Games:

Northern Colo.

Average RPI Win: 227		WON-LOST RECORD	WINNING PCT. RANK	LAST 10 GAMES	STRENGTH OF SCHEDULE	OPP. STRENGTH OF SCHEDULE	TEAM RPI	ADJ RPI	CONF. RPI	ADJ CONF. RPI	
Average RPI Loss: 135											
DIV. I ONLY		24- 4	.85714 11	8- 2	284	240	103	.54298 103	13	13	
DIV. I NON-CONF.		13- 2	.86667 26	1- 0	322	293	164	.4944 167	17	17	
<hr/>											
TOTALS		RPI 1-25	RPI 26-50		W-L RECORDS		RPI 51-100		RPI 101-150		RPI 150+
24- 4		0- 0	0- 1		OVERALL		1- 1		3- 1		20- 1
12- 2		0- 0	0- 1		HOME		1- 0		1- 0		10- 1
8- 2		0- 0	0- 0		AWAY		0- 1		2- 1		6- 0
4- 0		0- 0	0- 0		NEUTRAL		0- 0		0- 0		4- 0
<hr/>											
13- 2		0- 0	0- 1		NON-CONFERENCE		0- 0		0- 0		13- 1
7- 2		0- 0	0- 1		HOME		0- 0		0- 0		7- 1
2- 0		0- 0	0- 0		AWAY		0- 0		0- 0		2- 0
4- 0		0- 0	0- 0		NEUTRAL		0- 0		0- 0		4- 0
<hr/>											
11- 2		0- 0	0- 0		CONFERENCE		1- 1		3- 1		7- 0
5- 0		0- 0	0- 0		HOME		1- 0		1- 0		3- 0
6- 2		0- 0	0- 0		AWAY		0- 1		2- 1		4- 0
0- 0		0- 0	0- 0		NEUTRAL		0- 0		0- 0		0- 0
<hr/>											
RPI S	Opponent	Score	RPI S	Opponent	Score	RPI S	Opponent	Score	RPI S	Opponent	Score
			37 H	Santa Clara	1 3	88 A	Towson	1 3	109 A	Col. of Charleston	3 2
						88 H	Towson	3 1	114 A	UNCW	3 0
									114 H	UNCW	3 0
									131 A	James Madison	0 3
									163 A	Delaware	3 1
									163 H	Delaware	3 1
									178 A	UConn	3 1
									190 A	Northeastern	3 1
									190 H	Northeastern	3 0
									206 N	Manhattan	3 0
									221 H	Stony Brook	3 0
									230 N	Columbia	3 0
									232 H	Siena	3 0
									234 A	William & Mary	3 0
									272 A	Elon	3 1
									272 H	Elon	3 0
									283 H	Sacred Heart	2 3
									283 H	Sacred Heart	3 0
									297 H	Fordham	3 0
									308 H	Lafayette	3 1
									309 N	Bryant	3 0
									310 N	NJIT	3 0
									324 A	St. Francis Brooklyn	3 0
									324 H	St. Francis Brooklyn	3 1
									328 H	Quinnipiac	3 0
<hr/>											
LAST 10 GAMES											
			190 A	Northeastern	3 1		114 H	UNCW	3 0		
			283 H	Sacred Heart	3 0		131 A	James Madison	0 3		
			88 A	Towson	1 3		234 A	William & Mary	3 0		
			163 A	Delaware	3 1		109 A	Col. of Charleston	3 2		
			272 H	Elon	3 0		190 H	Northeastern	3 0		

Non-Div. I Games:

Hofstra

Average RPI Win:		212	WON-LOST RECORD		WINNING PCT. RANK		LAST 10 GAMES		STRENGTH OF SCHEDULE		OPP. STRENGTH OF SCHEDULE		TEAM RPI		ADJ RPI		CONF. RPI		ADJ CONF. RPI				
Average RPI Loss:		64																					
DIV. I ONLY			19- 8		.7037 66		9- 1		218		118		110		.54287 104		22		22				
DIV. I NON-CONF.			6- 7		.46154 184		0- 0		204		36		185		.48894 177		19		19				
TOTALS		RPI 1-25		RPI 26-50		W-L RECORDS		RPI 51-100		RPI 101-150		RPI 150+											
19- 8		0- 1		0- 3		OVERALL		0- 2		5- 2		14- 0											
7- 2		0- 1		0- 0		HOME		0- 0		2- 1		5- 0											
7- 3		0- 0		0- 2		AWAY		0- 0		2- 1		5- 0											
5- 3		0- 0		0- 1		NEUTRAL		0- 2		1- 0		4- 0											
6- 7		0- 1		0- 3		NON-CONFERENCE		0- 2		1- 1		5- 0											
0- 1		0- 1		0- 0		HOME		0- 0		0- 0		0- 0											
1- 3		0- 0		0- 2		AWAY		0- 0		0- 1		1- 0											
5- 3		0- 0		0- 1		NEUTRAL		0- 2		1- 0		4- 0											
13- 1		0- 0		0- 0		CONFERENCE		0- 0		4- 1		9- 0											
7- 1		0- 0		0- 0		HOME		0- 0		2- 1		5- 0											
6- 0		0- 0		0- 0		AWAY		0- 0		2- 0		4- 0											
0- 0		0- 0		0- 0		NEUTRAL		0- 0		0- 0		0- 0											
RPI	S	Opponent		Score		RPI	S	Opponent		Score		RPI	S	Opponent		Score							
22	H	BYU		0 3		29	A	Colorado		1 3		80	N	Butler		1 3		102	H	Northern Colo.	2 3		
						32	A	Arizona St.		1 3		82	N	Iowa		1 3		112	A	Northern Ariz.	3 2		
						36	N	Oregon St.		0 3								112	H	Northern Ariz.	3 1		
																		128	H	North Dakota	3 0		
																		129	A	Utah St.	1 3		
																		145	A	Idaho	3 0		
																		150	N	St. Mary's (CA)	3 1		
																		191	A	Utah Valley	3 0		
																		209	A	Portland St.	3 0		
																		209	H	Portland St.	3 1		
																		217	A	Southern Utah	3 1		
																		217	H	Southern Utah	3 1		
																		225	N	Robert Morris	3 0		
																		228	A	Eastern Wash.	3 0		
																		231	N	Portland	3 0		
																		241	N	UAB	3 0		
																		264	H	Montana St.	3 0		
																		284	A	Sacramento St.	3 1		
																		284	H	Sacramento St.	3 0		
																		290	N	UC Riverside	3 1		
																		292	H	Weber St.	3 0		
LAST 10 GAMES																							
284 H Sacramento St.						3 0						228 A Eastern Wash.						3 0					
209 H Portland St.						3 1						112 H Northern Ariz.						3 1					
217 A Southern Utah						3 1						217 H Southern Utah						3 1					
112 A Northern Ariz.						3 2						128 H North Dakota						3 0					
145 A Idaho						3 0						102 H Northern Colo.						2 3					

Non-Div. I Games:

Idaho St.

Non-Div. I Games:

Indiana

Average RPI Win:		224	WON-LOST RECORD		WINNING PCT. RANK		LAST 10 GAMES		STRENGTH OF SCHEDULE		OPP. STRENGTH OF SCHEDULE		TEAM RPI	ADJ RPI		CONF. RPI	ADJ CONF. RPI
DIV. I ONLY			14- 9		.6087 116		1- 9		144		52		107	.5417 106		2	2
DIV. I NON-CONF.			12- 0		1 1		0- 0		321		239		106	.53924 110		3	3
TOTALS		RPI 1-25		RPI 26-50		W-L RECORDS		RPI 51-100		RPI 101-150		RPI 150+					
14- 9		0- 7		0- 0		OVERALL		2- 2		1- 0		11- 0					
7- 5		0- 3		0- 0		HOME		1- 2		1- 0		5- 0					
3- 4		0- 4		0- 0		AWAY		1- 0		0- 0		2- 0					
4- 0		0- 0		0- 0		NEUTRAL		0- 0		0- 0		4- 0					
12- 0		0- 0		0- 0		NON-CONFERENCE		0- 0		1- 0		11- 0					
6- 0		0- 0		0- 0		HOME		0- 0		1- 0		5- 0					
2- 0		0- 0		0- 0		AWAY		0- 0		0- 0		2- 0					
4- 0		0- 0		0- 0		NEUTRAL		0- 0		0- 0		4- 0					
2- 9		0- 7		0- 0		CONFERENCE		2- 2		0- 0		0- 0					
1- 5		0- 3		0- 0		HOME		1- 2		0- 0		0- 0					
1- 4		0- 4		0- 0		AWAY		1- 0		0- 0		0- 0					
0- 0		0- 0		0- 0		NEUTRAL		0- 0		0- 0		0- 0					
RPI	S	Opponent		Score		RPI	S	Opponent		Score		RPI	S	Opponent		Score	
4	A	Texas		0 3								58	A	Baylor		3 2	
4	H	Texas		0 3								58	H	Baylor		1 3	
16	A	Kansas St.		2 3								81	H	TCU		3 1	
16	H	Kansas St.		0 3								90	H	West Virginia		1 3	
20	A	Kansas		0 3													
20	H	Kansas		1 3													
24	A	Oklahoma		1 3													

Average RPI Win: 175		WON-LOST RECORD		WINNING PCT. RANK		LAST 10 GAMES		STRENGTH OF SCHEDULE		OPP. STRENGTH OF SCHEDULE		TEAM RPI		ADJ RPI		CONF. RPI		ADJ CONF. RPI	
DIV. I ONLY		8- 16		.33333 251		0- 10		17		24		112		.54126 107		1		1	
DIV. I NON-CONF.		8- 2		.8 41		0- 0		103		142		50		.59585 50		1		1	
TOTALS		RPI 1-25		RPI 26-50		W-L RECORDS		RPI 51-100		RPI 101-150		RPI 150+							
8- 16		0- 8		0- 6		OVERALL		0- 1		3- 1		5- 0							
2- 8		0- 5		0- 2		HOME		0- 1		1- 0		1- 0							
3- 7		0- 3		0- 4		AWAY		0- 0		2- 0		1- 0							
3- 1		0- 0		0- 0		NEUTRAL		0- 0		0- 1		3- 0							
8- 2		0- 0		0- 0		NON-CONFERENCE		0- 1		3- 1		5- 0							
2- 1		0- 0		0- 0		HOME		0- 1		1- 0		1- 0							
3- 0		0- 0		0- 0		AWAY		0- 0		2- 0		1- 0							
3- 1		0- 0		0- 0		NEUTRAL		0- 0		0- 1		3- 0							
0- 14		0- 8		0- 6		CONFERENCE		0- 0		0- 0		0- 0							
0- 7		0- 5		0- 2		HOME		0- 0		0- 0		0- 0							
0- 7		0- 3		0- 4		AWAY		0- 0		0- 0		0- 0							
0- 0		0- 0		0- 0		NEUTRAL		0- 0		0- 0		0- 0							
RPI	S	Opponent		Score	RPI	S	Opponent		Score	RPI	S	Opponent		Score					
1	A	Stanford		0 3	29	A	Colorado		1 3	54	H	Pacific		0 3	101	N	Radford		2 3
3	H	Washington		2 3	32	A	Arizona St.		1 3			119 H UC Santa Barbara		3 1					
8	A	Oregon		1 3	32	H	Arizona St.		1 3			121 A New Mexico St.		3 2					
8	H	Oregon		0 3	36	A	Oregon St.		1 3			150 A St. Mary's (CA)		3 1					
14	H	Southern California		1 3	36	H	Oregon St.		0 3			162 N North Dakota St.		3 0					
17	H	UCLA		1 3	47	A	Utah		2 3			166 N Winthrop		3 1					
19	A	Arizona		0 3								214 A Air Force		3 2					
19	H	Arizona		0 3								219 N SIUE		3 0					
												248 H Nevada		3 1					
LAST 10 GAMES																			
19	H	Arizona		0 3	14	H	Southern California		1 3										
32	H	Arizona St.		1 3	29	A	Colorado		1 3										
36	A	Oregon St.		1 3	47	A	Utah		2 3										
8	A	Oregon		1 3	32	A	Arizona St.		1 3										
17	H	UCLA		1 3	19	A	Arizona		0 3										

Non-Div. I Games:

California

Average RPI Win: 170		WON-LOST	WINNING	LAST 10	STRENGTH OF		OPP. STRENGTH	TEAM	ADJ	CONF.	ADJ CONF.
Average RPI Loss: 79		RECORD	PCT. RANK	GAMES	SCHEDULE		OF SCHEDULE	RPI	RPI	RPI	RPI
DIV. I ONLY		15- 13	.53571	155	4- 6		78	76	108	.54111	108
DIV. I NON-CONF.		9- 6	.6	122	0- 1		68	146	86	.56029	86
TOTALS		RPI 1-25	RPI 26-50		W-L RECORDS		RPI 51-100		RPI 101-150		RPI 150+
15- 13	0- 4	1- 2		OVERALL		2- 3		4- 3		8- 1	
6- 5	0- 2	1- 1		HOME		2- 0		1- 2		2- 0	
4- 7	0- 2	0- 1		AWAY		0- 3		2- 1		2- 0	
5- 1	0- 0	0- 0		NEUTRAL		0- 0		1- 0		4- 1	
9- 6	0- 0	1- 2		NON-CONFERENCE		1- 1		3- 2		4- 1	
2- 3	0- 0	1- 1		HOME		1- 0		0- 2		0- 0	
2- 2	0- 0	0- 1		AWAY		0- 1		2- 0		0- 0	
5- 1	0- 0	0- 0		NEUTRAL		0- 0		1- 0		4- 1	
6- 7	0- 4	0- 0		CONFERENCE		1- 2		1- 1		4- 0	
4- 2	0- 2	0- 0		HOME		1- 0		1- 0		2- 0	
2- 5	0- 2	0- 0		AWAY		0- 2		0- 1		2- 0	
0- 0	0- 0	0- 0		NEUTRAL		0- 0		0- 0		0- 0	
RPI S Opponent	Score		RPI S Opponent	Score		RPI S Opponent	Score		RPI S Opponent	Score	
7 A Florida	0	3	33 H Lipscomb	1	3	56 H Xavier	3	2	110 H Auburn	3	0
13 A Kentucky	0	3	34 A Miami (FL)	1	3	68 A Ole Miss	0	3	123 A Georgia	1	3
15 H Texas A&M	1	3	45 H Illinois St.	3	1	79 H Arkansas	3	0	124 A North Texas	3	2
21 H LSU	0	3				89 A South Carolina	1	3	133 N Boise St.	3	0
						97 A UMKC	1	3	136 H Oakland	1	3
									139 H Saint Louis	2	3
									145 A Idaho	3	2
									156 N UNC Greensboro	3	1
									208 A Tennessee	3	1
									208 H Tennessee	3	0
									228 N Eastern Wash.	3	1
									231 N Portland	3	1
									245 A Mississippi St.	3	2
									245 H Mississippi St.	3	0
									247 N Northwestern St.	0	3
									330 N Mississippi Val.	3	0
LAST 10 GAMES											
13 A Kentucky	0	3	7 A Florida	0	3	245 A Mississippi St.	3	2			
208 A Tennessee	3	1	21 H LSU	0	3	97 A UMKC	1	3			
15 H Texas A&M	1	3	110 H Auburn	3	0						
79 H Arkansas	3	0									
89 A South Carolina	1	3									

Non-Div. I Games:

Missouri

[illegible]

Non-Div. I Games:

Col. of Charleston

Average RPI Win: 175		WON-LOST RECORD	WINNING PCT. RANK		LAST 10 GAMES		STRENGTH OF SCHEDULE		OPP. STRENGTH OF SCHEDULE		TEAM RPI	ADJ RPI	CONF. RPI	ADJ CONF. RPI
Average RPI Loss: 64			11- 14	.44 200	3- 7		43	55	117	.54022 110	5	5		
DIV. I ONLY														
DIV. I NON-CONF.		8- 5	.61538 117	0- 0		40	102	59	.58632 59	5	5			
TOTALS		RPI 1-25	RPI 26-50		W-L RECORDS		RPI 51-100		RPI 101-150		RPI 150+			
11- 14		0- 5	0- 1		OVERALL		2- 4		2- 3		7- 1			
7- 6		0- 1	0- 1		HOME		0- 3		1- 0		6- 1			
1- 7		0- 4	0- 0		AWAY		0- 1		0- 2		1- 0			
3- 1		0- 0	0- 0		NEUTRAL		2- 0		1- 1		0- 0			
8- 5		0- 2	0- 0		NON-CONFERENCE		2- 1		1- 1		5- 1			
5- 1		0- 0	0- 0		HOME		0- 0		0- 0		5- 1			
0- 3		0- 2	0- 0		AWAY		0- 1		0- 0		0- 0			
3- 1		0- 0	0- 0		NEUTRAL		2- 0		1- 1		0- 0			
3- 9		0- 3	0- 1		CONFERENCE		0- 3		1- 2		2- 0			
2- 5		0- 1	0- 1		HOME		0- 3		1- 0		1- 0			
1- 4		0- 2	0- 0		AWAY		0- 0		0- 2		1- 0			
0- 0		0- 0	0- 0		NEUTRAL		0- 0		0- 0		0- 0			
RPI S	Opponent		Score		RPI S	Opponent		Score		RPI S	Opponent		Score	
2 A	Florida St.		2	3	28 H	Alabama		0	3	64 N	FGCU		3	1
7 H	Florida		0	3						108 A	Missouri		0	3
13 A	Kentucky		0	3						65 N	Arkansas St.		3	0
15 A	Texas A&M		0	3						68 H	Ole Miss		1	3
25 A	Ohio St.		0	3						71 A	George Washington		0	3
										79 H	Arkansas		0	3
										89 H	South Carolina		2	3

Non-Div. I Games:

Auburn

M
u
r
r
a
y
s
t
e

Murray St.

Average RPI Win: 234		WON-LOST RECORD		WINNING PCT. RANK		LAST 10 GAMES		STRENGTH OF SCHEDULE		OPP. STRENGTH OF SCHEDULE		TEAM RPI		ADJ RPI		CONF. RPI		ADJ CONF. RPI	
DIV. I ONLY		19- 6		.76 40		7- 3		252		198		114		.53774 112		22		22	
DIV. I NON-CONF.		9- 2		.81818 36		0- 0		219		163		89		.55861 88		19		19	
TOTALS		RPI 1-25		RPI 26-50		W-L RECORDS		RPI 51-100		RPI 101-150		RPI 150+							
19- 6		0- 0		0- 2		OVERALL		1- 0		1- 4		17- 0							
10- 1		0- 0		0- 0		HOME		0- 0		0- 1		10- 0							
5- 5		0- 0		0- 2		AWAY		0- 0		1- 3		4- 0							
4- 0		0- 0		0- 0		NEUTRAL		1- 0		0- 0		3- 0							
9- 2		0- 0		0- 2		NON-CONFERENCE		1- 0		0- 0		8- 0							
3- 0		0- 0		0- 0		HOME		0- 0		0- 0		3- 0							
2- 2		0- 0		0- 2		AWAY		0- 0		0- 0		2- 0							
4- 0		0- 0		0- 0		NEUTRAL		1- 0		0- 0		3- 0							
10- 4		0- 0		0- 0		CONFERENCE		0- 0		1- 4		9- 0							
7- 1		0- 0		0- 0		HOME		0- 0		0- 1		7- 0							
3- 3		0- 0		0- 0		AWAY		0- 0		1- 3		2- 0							
0- 0		0- 0		0- 0		NEUTRAL		0- 0		0- 0		0- 0							
RPI S	Opponent	Score		RPI S	Opponent	Score		RPI S	Opponent	Score		RPI S	Opponent	Score					
				30 A	Hawaii	0	3	61 N	Tulsa	3	1	102 A	Northern Colo.	1	3				
				30 A	Hawaii	0	3					104 A	Idaho St.	1	3				
												104 H	Idaho St.	2	3				
												128 A	North Dakota	3	0				
												145 A	Idaho	0	3				
												172 N	A&M-Corpus Christi	3	1				
												205 A	Houston Baptist	3	1				
												209 H	Portland St.	3	1				
												217 A	Southern Utah	3	1				
												217 H	Southern Utah	3	0				
												227 H	Grand Canyon	3	0				
												228 H	Eastern Wash.	3	1				
												243 N	Chattanooga	3	0				
												254 H	Montana	3	0				
												264 H	Montana St.	3	0				
												275 H	Albany (NY)	3	0				
												284 H	Sacramento St.	3	0				
												286 N	Lamar	3	1				
												290 H	UC Riverside	3	1				
												292 A	Weber St.	3	0				
												292 H	Weber St.	3	0				
												301 A	Tex.-Pan American	3	0				
				LAST 10 GAMES															
				217 H	Southern Utah	3	0	128 A	North Dakota	3	0								
				228 H	Eastern Wash.	3	1	104 A	Idaho St.	1	3								
				292 H	Weber St.	3	0	292 A	Weber St.	3	0								
				104 H	Idaho St.	2	3	264 H	Montana St.	3	0								
				102 A	Northern Colo.	1	3	254 H	Montana	3	0								

Non-Div. I Games:

Northern Ariz.

Average RPI Win:	194	WON-LOST RECORD	WINNING PCT. RANK	LAST 10 GAMES	STRENGTH OF SCHEDULE	OPP. STRENGTH OF SCHEDULE	TEAM RPI	ADJ RPI	CONF. RPI	ADJ CONF. RPI		
DIV. I ONLY		16- 10	.61538	112	6- 4	161	105	123	.53705	113	8	8
DIV. I NON-CONF.		10- 5	.66667	88	0- 1	174	127	109	.53974	108	7	7
<hr/>												
TOTALS	RPI 1-25	RPI 26-50		W-L RECORDS		RPI 51-100		RPI 101-150		RPI 150+		
16- 10	0- 0	0- 4		OVERALL		0- 2		6- 4		10- 0		
7- 4	0- 0	0- 3		HOME		0- 0		3- 1		4- 0		
4- 6	0- 0	0- 1		AWAY		0- 2		2- 3		2- 0		
5- 0	0- 0	0- 0		NEUTRAL		0- 0		1- 0		4- 0		
10- 5	0- 0	0- 0		NON-CONFERENCE		0- 2		4- 3		6- 0		
3- 1	0- 0	0- 0		HOME		0- 0		1- 1		2- 0		
2- 4	0- 0	0- 0		AWAY		0- 2		2- 2		0- 0		
5- 0	0- 0	0- 0		NEUTRAL		0- 0		1- 0		4- 0		
6- 5	0- 0	0- 4		CONFERENCE		0- 0		2- 1		4- 0		
4- 3	0- 0	0- 3		HOME		0- 0		2- 0		2- 0		
2- 2	0- 0	0- 1		AWAY		0- 0		0- 1		2- 0		
0- 0	0- 0	0- 0		NEUTRAL		0- 0		0- 0		0- 0		
RPI	S	Opponent	Score	RPI	S	Opponent	Score	RPI	S	Opponent	Score	
				26	H	Long Beach St.	1 3	56	A	Xavier	1 3	
				30	A	Hawaii	0 3	69	A	New Mexico	1 3	
				30	H	Hawaii	2 3					
				38	H	CSUN	2 3					
							</					

Non-Div. I Games:

UC Irvine

Average RPI Win: 211		WON-LOST RECORD	WINNING PCT. RANK		LAST 10 GAMES	STRENGTH OF SCHEDULE	OPP. STRENGTH OF SCHEDULE	TEAM RPI	ADJ RPI	CONF. RPI	ADJ CONF. RPI			
Average RPI Loss: 113														
DIV. I ONLY		19- 9	.67857	77	6- 4	179	162	111	.53662	114	13	13		
DIV. I NON-CONF.		10- 4	.71429	74	0- 0	211	183	117	.53135	122	17	17		
<hr/>														
TOTALS		RPI 1-25		RPI 26-50		W-L RECORDS		RPI 51-100		RPI 101-150		RPI 150+		
19- 9		0- 0		0- 0		OVERALL		1- 3		3- 4		15- 2		
9- 4		0- 0		0- 0		HOME		1- 2		2- 1		6- 1		
5- 3		0- 0		0- 0		AWAY		0- 1		1- 2		4- 0		
5- 2		0- 0		0- 0		NEUTRAL		0- 0		0- 1		5- 1		
10- 4		0- 0		0- 0		NON-CONFERENCE		1- 2		0- 1		9- 1		
4- 1		0- 0		0- 0		HOME		1- 1		0- 0		3- 0		
1- 1		0- 0		0- 0		AWAY		0- 1		0- 0		1- 0		
5- 2		0- 0		0- 0		NEUTRAL		0- 0		0- 1		5- 1		
9- 5		0- 0		0- 0		CONFERENCE		0- 1		3- 3		6- 1		
5- 3		0- 0		0- 0		HOME		0- 1		2- 1		3- 1		
4- 2		0- 0		0- 0		AWAY		0- 0		1- 2		3- 0		
0- 0		0- 0		0- 0		NEUTRAL		0- 0		0- 0		0- 0		
RPI	S	Opponent	Score	RPI	S	Opponent	Score	RPI	S	Opponent	Score			
								62	A	Virginia Tech	0	3		
								88	H	Towson	2	3		
								91	H	North Carolina St.	2	3		
								92	H	Coastal Caro.	3	1		
										101	N	Radford	0	3
										103	A	Hofstra	0	3
										103	H	Hofstra	0	3
										109	A	Col. of Charleston	0	3
										109	H	Col. of Charleston	3	0
										131	A	James Madison	3	1
										131	H	James Madison	3	1
										161	N	Marshall	3	0
										163	H	Delaware	0	3
										190	A	Northeastern	3	0
										190	H	Northeastern	3	2
										192	N	High Point	3	0
										193	N	Charlotte	1	3
										212	H	Campbell	3	2
										216	H	Fairfield	3	0
										228	H	Eastern Wash.	3	0
										234	A	William & Mary	3	0
										234	H	William & Mary	3	0
										269	A	Davidson	3	0
										271	N	Morgan St.	3	0
										272	A	Elon	3	1
										272	H	Elon	3	0
										288	N	Tennessee Tech	3	1
										316	N	Norfolk St.	3	0
				LAST 10 GAMES										
				109	A	Col. of Charleston	0	3	103	A	Hofstra	0	3	
				272	H	Elon	3	0	88	H	Towson	2	3	
				234	H	William & Mary	3	0	163	H	Delaware	0	3	
				131	H	James Madison	3	1	109	H	Col. of Charleston	3	0	
				190	A	Northeastern	3	0	272	A	Elon	3	1	

Non-Div. I Games:

UNCW

Average RPI Win:	242	WON-LOST RECORD	WINNING PCT. RANK	LAST 10 GAMES		STRENGTH OF SCHEDULE	OPP. STRENGTH OF SCHEDULE	TEAM RPI	ADJ RPI	CONF. RPI	ADJ CONF. RPI	
DIV. I ONLY		17- 9	.65385	88	8- 2	171	216	124	.53571	115	26	26
DIV. I NON-CONF.		5- 7	.41667	213	0- 0	51	74	123	.53947	109	26	25
<hr/>												
TOTALS	RPI 1-25	RPI 26-50		W-L RECORDS		RPI 51-100		RPI 101-150		RPI 150+		
17- 9	1- 3	0- 1		OVERALL		0- 2		1- 2		15- 1		
10- 3	0- 0	0- 0		HOME		0- 2		0- 1		10- 0		
5- 4	0- 2	0- 0		AWAY		0- 0		0- 1		5- 1		
2- 2	1- 1	0- 1		NEUTRAL		0- 0		1- 0		0- 0		
<hr/>												
5- 7	1- 3	0- 1		NON-CONFERENCE		0- 2		1- 1		3- 0		
3- 3	0- 0	0- 0		HOME		0- 2		0- 1		3- 0		
0- 2	0- 2	0- 0		AWAY		0- 0		0- 0		0- 0		
2- 2	1- 1	0- 1		NEUTRAL		0- 0		1- 0		0- 0		
<hr/>												
12- 2	0- 0	0- 0		CONFERENCE		0- 0		0- 1		12- 1		
7- 0	0- 0	0- 0		HOME		0- 0		0- 0		7- 0		
5- 2	0- 0	0- 0		AWAY		0- 0		0- 1		5- 1		
0- 0	0- 0	0- 0		NEUTRAL		0- 0		0- 0		0- 0		
<hr/>												
RPI S	Opponent	Score		RPI S	Opponent	Score		RPI S	Opponent	Score		
2 A	Florida St.	0	3	45 N	Illinois St.	1	3	55 H	UNLV	1	3	
8 A	Oregon	0	3					61 H	Tulsa	0	3	
21 N	LSU	3	2									
25 N	Ohio St.	1	3									

Non-Div. I Games:

Central Ark.

Average RPI Win:		193	WON-LOST RECORD		WINNING PCT. RANK		LAST 10 GAMES		STRENGTH OF SCHEDULE		OPP. STRENGTH OF SCHEDULE		TEAM RPI		ADJ RPI		CONF. RPI		ADJ CONF. RPI				
Average RPI Loss:		98																					
DIV. I ONLY			15- 12		.55556	145	6- 4		91	131	121	.53336	116	16	16								
DIV. I NON-CONF.			6- 7		.46154	184	0- 0		97	65	138	.5164	138	16	16								
TOTALS		RPI 1-25		RPI 26-50			W-L RECORDS		RPI 51-100			RPI 101-150			RPI 150+								
15- 12	0- 1				0- 2	OVERALL		1- 5			2- 2			12- 2									
7- 3	0- 0				0- 1	HOME		0- 1			2- 0			5- 1									
5- 6	0- 1				0- 0	AWAY		0- 3			0- 2			5- 0									
3- 3	0- 0				0- 1	NEUTRAL		1- 1			0- 0			2- 1									
6- 7	0- 1				0- 1	NON-CONFERENCE		1- 3			1- 0			4- 2									
2- 1	0- 0				0- 0	HOME		0- 0			1- 0			1- 1									
1- 3	0- 1				0- 0	AWAY		0- 2			0- 0			1- 0									
3- 3	0- 0				0- 1	NEUTRAL		1- 1			0- 0			2- 1									
9- 5	0- 0				0- 1	CONFERENCE		0- 2			1- 2			8- 0									
5- 2	0- 0				0- 1	HOME		0- 1			1- 0			4- 0									
4- 3	0- 0				0- 0	AWAY		0- 1			0- 2			4- 0									
0- 0	0- 0				0- 0	NEUTRAL		0- 0			0- 0			0- 0									
RPI	S	Opponent		Score		RPI	S	Opponent		Score		RPI	S	Opponent		Score							
5	A	Wisconsin		0	3	34	N	Miami (FL)		2	3	51	N	Virginia		3	0	102	H	Northern Colo.		3	0
						43	H	Ohio		1	3	57	A	Wyoming		1	3	126	A	Miami (OH)		0	3
												67	A	VCU		2	3	134	A	Eastern Mich.		2	3
												83	N	Missouri St.		2	3	134	H	Eastern Mich.		3	2
												95	A	Northern Ill.		0	3	167	H	Kent St.		3	0
												95	H	Northern Ill.		1	3	168	A	Western Mich.		3	2
																		168	H	Western Mich.		3	2
																		177	A	Buffalo		3	1
																		184	N	East Tenn. St.		3	1
																		211	N	South Ala.		0	3
																		213	A	IPFW		3	2
																		224	H	Eastern Ill.		1	3
																		239	A	Bowling Green		3	0
																		244	A	Central Mich.		3	1
																		244	H	Central Mich.		3	1
																		254	N	Montana		3	2
																		274	H	Western Ill.		3	0
																		278	H	Toledo		3	1
LAST 10 GAMES																							
						134	A	Eastern Mich.		2	3	126	A	Miami (OH)		0	3						
						244	A	Central Mich.		3	1	167	H	Kent St.		3	0						
						168	H	Western Mich.		3	2	43	H	Ohio		1	3						
						95	H	Northern Ill.		1	3	177	A	Buffalo		3	1						
						239	A	Bowling Green		3	0	278	H	Toledo		3	1						

Non-Div. I Games:

Ball St.

Average RPI Win:		152	WON-LOST RECORD		WINNING PCT. RANK		LAST 10 GAMES		STRENGTH OF SCHEDULE		OPP. STRENGTH OF SCHEDULE		TEAM RPI		ADJ RPI		CONF. RPI		ADJ CONF. RPI				
Average RPI Loss:		91																					
DIV. I ONLY			10- 13		.43478 207		4- 6		36		96		116		.53063 117		4		4				
DIV. I NON-CONF.			5- 6		.45455 198		0- 0		42		209		116		.53002 123		4		4				
TOTALS		RPI 1-25		RPI 26-50		W-L RECORDS		RPI 51-100		RPI 101-150		RPI 150+											
10- 13		0- 2		0- 3		OVERALL		4- 4		2- 0		4- 4											
6- 4		0- 1		0- 2		HOME		1- 0		1- 0		4- 1											
2- 7		0- 1		0- 1		AWAY		2- 3		0- 0		0- 2											
2- 2		0- 0		0- 0		NEUTRAL		1- 1		1- 0		0- 1											
5- 6		0- 0		0- 0		NON-CONFERENCE		2- 3		1- 0		2- 3											
2- 1		0- 0		0- 0		HOME		0- 0		0- 0		2- 1											
1- 3		0- 0		0- 0		AWAY		1- 2		0- 0		0- 1											
2- 2		0- 0		0- 0		NEUTRAL		1- 1		1- 0		0- 1											
5- 7		0- 2		0- 3		CONFERENCE		2- 1		1- 0		2- 1											
4- 3		0- 1		0- 2		HOME		1- 0		1- 0		2- 0											
1- 4		0- 1		0- 1		AWAY		1- 1		0- 0		0- 1											
0- 0		0- 0		0- 0		NEUTRAL		0- 0		0- 0		0- 0											
RPI	S	Opponent		Score		RPI	S	Opponent		Score		RPI	S	Opponent		Score							
6	A	North Carolina		0 3		27	H	Duke		0 3		53	N	Minnesota		2 3		122	N	Northern Ky.	3 0		
6	H	North Carolina		0 3		34	H	Miami (FL)		0 3		59	N	Temple		3 2		148	H	Wake Forest	3 1		
						48	A	Pittsburgh		0 3		60	A	Harvard		2 3		158	H	Marist	2 3		
												66	A	LIU Brooklyn		2 3		174	A	Notre Dame	2 3		
												86	A	Louisville		3 2		174	H	Notre Dame	3 2		
												91	A	North Carolina St.		1 3		190	A	Northeastern	1 3		
												93	A	Yale		3 0		203	H	Syracuse	3 0		
												96	H	Clemson		3 0		263	H	Hartford	3 0		
																		275	N	Albany (NY)	2 3		
																		276	H	Holy Cross	3 0		
						LAST 10 GAMES																	
						96	H	Clemson		3 0		174	A	Notre Dame		2 3							
						6	H	North Carolina		0 3		148	H	Wake Forest		3 1							
						174	H	Notre Dame		3 2		34	H	Miami (FL)		0 3							
						91	A	North Carolina St.		1 3		27	H	Duke		0 3							
						6	A	North Carolina		0 3		203	H	Syracuse		3 0							

Non-Div. I Games:

Boston College

Average RPI Win:		204	WON-LOST RECORD		WINNING PCT. RANK		LAST 10 GAMES		STRENGTH OF SCHEDULE		OPP. STRENGTH OF SCHEDULE		TEAM RPI		ADJ RPI		CONF. RPI		ADJ CONF. RPI		
DIV. I ONLY			14- 13	.51852		163	6- 4		98		82		130		.53012		118	14		12	
DIV. I NON-CONF.			6- 6	.5		163	0- 0		53		27		91		.56378		84	10		10	
TOTALS		RPI 1-25		RPI 26-50		W-L RECORDS		RPI 51-100		RPI 101-150		RPI 150+									
14- 13		0- 4		0- 3		OVERALL		1- 4		1- 0		12- 2									
7- 5		0- 1		0- 1		HOME		1- 2		0- 0		6- 1									
6- 5		0- 2		0- 1		AWAY		0- 1		0- 0		6- 1									
1- 3		0- 1		0- 1		NEUTRAL		0- 1		1- 0		0- 0									
6- 6		0- 4		0- 1		NON-CONFERENCE		0- 1		1- 0		5- 0									
2- 1		0- 1		0- 0		HOME		0- 0		0- 0		2- 0									
3- 2		0- 2		0- 0		AWAY		0- 0		0- 0		3- 0									
1- 3		0- 1		0- 1		NEUTRAL		0- 1		1- 0		0- 0									
8- 7		0- 0		0- 2		CONFERENCE		1- 3		0- 0		7- 2									
5- 4		0- 0		0- 1		HOME		1- 2		0- 0		4- 1									
3- 3		0- 0		0- 1		AWAY		0- 1		0- 0		3- 1									
0- 0		0- 0		0- 0		NEUTRAL		0- 0		0- 0		0- 0									
RPI	S	Opponent		Score		RPI	S	Opponent		Score		RPI	S	Opponent		Score					
6	N	North Carolina		0	3	26	N	Long Beach St.		1	3	64	N	FGCU		2	3				
9	A	Illinois		0	3	45	A	Illinois St.		1	3	73	A	UNI		0	3				
16	H	Kansas St.		0	3	45	H	Illinois St.		0	3	73	H	UNI		3	2				
25	A	Ohio St.		1	3							83	H	Missouri St.		0	3				
												85	H	Wichita St.		0	3				

Non-Div. I Games:

Southern Ill.

Average RPI Win:	188	WON-LOST RECORD	WINNING PCT. RANK	LAST 10 GAMES	STRENGTH OF SCHEDULE	OPP. STRENGTH OF SCHEDULE	TEAM RPI	ADJ RPI	CONF. RPI	ADJ CONF. RPI	
DIV. I ONLY	12- 11	.52174	157	5- 5	113	68	135	.52993	119	8	8
DIV. I NON-CONF.	5- 6	.45455	198	0- 0	66	40	110	.54017	107	7	7
<hr/>											
TOTALS	RPI 1-25	RPI 26-50		W-L RECORDS	RPI 51-100		RPI 101-150		RPI 150+		
12- 11	0- 2	2- 3		OVERALL	1- 2		1- 4		8- 0		
7- 2	0- 0	2- 1		HOME	1- 0		1- 1		3- 0		
3- 5	0- 1	0- 1		AWAY	0- 0		0- 3		3- 0		
2- 4	0- 1	0- 1		NEUTRAL	0- 2		0- 0		2- 0		
<hr/>											
5- 6	0- 2	1- 1		NON-CONFERENCE	1- 2		0- 1		3- 0		
2- 0	0- 0	1- 0		HOME	1- 0		0- 0		0- 0		
1- 2	0- 1	0- 0		AWAY	0- 0		0- 1		1- 0		
2- 4	0- 1	0- 1		NEUTRAL	0- 2		0- 0		2- 0		
<hr/>											
7- 5	0- 0	1- 2		CONFERENCE	0- 0		1- 3		5- 0		
5- 2	0- 0	1- 1		HOME	0- 0		1- 1		3- 0		
2- 3	0- 0	0- 1		AWAY	0- 0		0- 2		2- 0		
0- 0	0- 0	0- 0		NEUTRAL	0- 0		0- 0		0- 0		
<hr/>											
RPI S	Opponent	Score	RPI S	Opponent	Score	RPI S	Opponent	Score	RPI S	Opponent	Score
12 A	Colorado St.	0 3	26 H	Long Beach St.	0 3	54 N	Pacific	0 3	107 A	California	1 3
23 N	Marquette	0 3	30 A	Hawaii	1 3	67 N	VCU	1 3	113 A	UC Irvine	2 3
			37 H	Santa Clara	3 0	95 H	Northern Ill.	3 1	113 H	UC Irvine	3 1
			38 H	CSUN	3 0				141 A	UC Davis	2 3
			41 N	Loyola Marymount	0 3				141 H	UC Davis	0 3
									195 H	Cal Poly	3 2
									218 A	Cal St. Fullerton	3 1
									218 H	Cal St. Fullerton	3 1
									233 N	Fresno St.	3 1
									248 N	Nevada	3 0
									284 A	Sacramento St.	3 0
									290 A	UC Riverside	3 0
									290 H	UC Riverside	3 0
<hr/>											
LAST 10 GAMES											
			113 H	UC Irvine	3 1	38 H	CSUN	3 0			
			218 H	Cal St. Fullerton	3 1	26 H	Long Beach St.	0 3			
			290 A	UC Riverside	3 0	218 A	Cal St. Fullerton	3 1			
			141 A	UC Davis	2 3	113 A	UC Irvine	2 3			
			30 A	Hawaii	1 3	141 H	UC Davis	0 3			

Non-Div. I Games:

UC Santa Barbara

[illegible]

Non-Div. I Games:

Valparaiso

Average RPI Win: 207		WON-LOST	WINNING	LAST 10	STRENGTH OF		OPP. STRENGTH	TEAM	ADJ	CONF.	ADJ CONF.
Average RPI Loss: 112		RECORD	PCT. RANK	GAMES	SCHEDULE		OF SCHEDULE	RPI	RPI	RPI	RPI
DIV. I ONLY		15- 9	.625	106	6- 4		116	197	113	.52956	121
DIV. I NON-CONF.		6- 6	.5	163	0- 1		55	80	96	.5484	97
TOTALS		RPI 1-25	RPI 26-50		W-L RECORDS		RPI 51-100		RPI 101-150		RPI 150+
15- 9	0- 2	0- 1		OVERALL		1- 2		1- 1		13- 3	
8- 4	0- 2	0- 0		HOME		0- 1		1- 1		7- 0	
4- 4	0- 0	0- 1		AWAY		0- 1		0- 0		4- 2	
3- 1	0- 0	0- 0		NEUTRAL		1- 0		0- 0		2- 1	
6- 6	0- 2	0- 1		NON-CONFERENCE		1- 1		1- 1		4- 1	
2- 3	0- 2	0- 0		HOME		0- 0		1- 1		1- 0	
1- 2	0- 0	0- 1		AWAY		0- 1		0- 0		1- 0	
3- 1	0- 0	0- 0		NEUTRAL		1- 0		0- 0		2- 1	
9- 3	0- 0	0- 0		CONFERENCE		0- 1		0- 0		9- 2	
6- 1	0- 0	0- 0		HOME		0- 1		0- 0		6- 0	
3- 2	0- 0	0- 0		AWAY		0- 0		0- 0		3- 2	
0- 0	0- 0	0- 0		NEUTRAL		0- 0		0- 0		0- 0	
RPI S	Opponent	Score	RPI S	Opponent	Score	RPI S	Opponent	Score	RPI S	Opponent	Score
12 H	Colorado St.	0 3	47 A	Utah	0 3	69 A	New Mexico	0 3	101 H	Radford	3 0
22 H	BYU	0 3				83 N	Missouri St.	3 0	107 H	California	2 3
						97 H	UMKC	2 3	155 N	Rhode Island	3 0
									162 H	North Dakota St.	3 1
									164 A	Seattle	1 3
									164 H	Seattle	3 1
									191 A	Utah Valley	3 2
									191 H	Utah Valley	3 1
									200 N	Brown	3 0
									227 A	Grand Canyon	2 3
									227 H	Grand Canyon	3 0
									229 A	New Hampshire	3 0
									237 A	Bakersfield	3 1
									237 H	Bakersfield	3 2
									264 N	Montana St.	1 3
									301 A	Tex.-Pan American	3 1
									301 H	Tex.-Pan American	3 0
									322 H	Chicago St.	3 0
			LAST 10 GAMES								
			301 A	Tex.-Pan American	3 1	69 A	New Mexico	0 3			
			191 H	Utah Valley	3 1	322 H	Chicago St.	3 0			
			164 H	Seattle	3 1	97 H	UMKC	2 3			
			227 A	Grand Canyon	2 3	301 H	Tex.-Pan American	3 0			
			237 A	Bakersfield	3 1	164 A	Seattle	1 3			

Non-Div. I Games:

New Mexico St.

Average RPI Win: 187		WON-LOST	WINNING	LAST 10	STRENGTH OF		OPP. STRENGTH	TEAM	ADJ	CONF.	ADJ CONF.	
Average RPI Loss: 127		RECORD	PCT. RANK	GAMES	SCHEDULE		OF SCHEDULE	RPI	RPI	RPI	RPI	
DIV. I ONLY		16- 10	.61538	112	5- 5		111	152	109	.52916	122	
DIV. I NON-CONF.		11- 3	.78571	47	1- 0		145	178	74	.57093	76	
TOTALS		RPI 1-25	RPI 26-50		W-L RECORDS		RPI 51-100		RPI 101-150		RPI 150+	
16- 10	0- 0	1- 1		OVERALL		1- 3		3- 2		11- 4		
8- 2	0- 0	1- 0		HOME		0- 1		1- 1		6- 0		
4- 7	0- 0	0- 1		AWAY		0- 2		0- 0		4- 4		
4- 1	0- 0	0- 0		NEUTRAL		1- 0		2- 1		1- 0		
11- 3	0- 0	0- 0		NON-CONFERENCE		1- 1		3- 2		7- 0		
4- 1	0- 0	0- 0		HOME		0- 0		1- 1		3- 0		
3- 1	0- 0	0- 0		AWAY		0- 1		0- 0		3- 0		
4- 1	0- 0	0- 0		NEUTRAL		1- 0		2- 1		1- 0		
5- 7	0- 0	1- 1		CONFERENCE		0- 2		0- 0		4- 4		
4- 1	0- 0	1- 0		HOME		0- 1		0- 0		3- 0		
1- 6	0- 0	0- 1		AWAY		0- 1		0- 0		1- 4		
0- 0	0- 0	0- 0		NEUTRAL		0- 0		0- 0		0- 0		
RPI S	Opponent	Score		RPI S	Opponent	Score		RPI S	Opponent	Score		
				33 A Lipscomb	1 3		59 N Temple	3 1		101 N Radford	3 1	
				33 H Lipscomb	3 2		64 A FGCU	1 3		117 N Boston College	0 3	
							64 H FGCU	2 3		134 H Eastern Mich.	0 3	
							66 A LIU Brooklyn	1 3		135 N Liberty	3 1	
										149 H Samford	3 0	
										171 A Stetson	0 3	
										171 H Stetson	3 0	
										176 A Jacksonville	0 3	
										176 H Jacksonville	3 0	
										181 A Belmont	3 0	
										188 H Eastern Ky.	3 1	
										194 A North Florida	1 3	
										194 H North Florida	3 2	
										219 H SIUE	3 2	
										250 A Kennesaw St.	1 3	
										261 A USC Upstate	3 1	
										266 H Evansville	3 2	
										279 A Wright St.	3 0	
										279 N Wright St.	3 0	
										303 A Morehead St.	3 0	
LAST 10 GAMES												
				194 A North Florida	1 3		33 H Lipscomb	3 2				
				176 A Jacksonville	0 3		64 A FGCU	1 3				
				171 H Stetson	3 0		171 A Stetson	0 3				
				64 H FGCU	2 3		176 H Jacksonville	3 0				
				188 H Eastern Ky.	3 1		194 H North Florida	3 2				

Non-Div. I Games:

Northern Ky.

Average RPI Win: 195		WON-LOST	WINNING	LAST 10	STRENGTH OF		OPP. STRENGTH	TEAM	ADJ	CONF.	ADJ CONF.
Average RPI Loss: 50		RECORD	PCT. RANK	GAMES	SCHEDULE		OF SCHEDULE	RPI	RPI	RPI	RPI
DIV. I ONLY		11- 14	.44	200	2- 8		65	49	133	.52893	123
DIV. I NON-CONF.		8- 4	.66667	88	0- 0		155	172	107	.54153	104
TOTALS		RPI 1-25	RPI 26-50		W-L RECORDS		RPI 51-100		RPI 101-150		RPI 150+
11- 14	0- 6	0- 2		OVERALL		0- 4		4- 2		7- 0	
7- 6	0- 2	0- 1		HOME		0- 3		3- 0		4- 0	
1- 7	0- 3	0- 0		AWAY		0- 1		1- 2		0- 0	
3- 1	0- 0	0- 1		NEUTRAL		0- 0		0- 0		3- 0	
8- 4	0- 0	0- 1		NON-CONFERENCE		0- 2		2- 1		6- 0	
4- 2	0- 0	0- 0		HOME		0- 2		1- 0		3- 0	
1- 1	0- 0	0- 0		AWAY		0- 0		1- 1		0- 0	
3- 1	0- 0	0- 1		NEUTRAL		0- 0		0- 0		3- 0	
3- 10	0- 6	0- 1		CONFERENCE		0- 2		2- 1		1- 0	
3- 4	0- 2	0- 1		HOME		0- 1		2- 0		1- 0	
0- 6	0- 4	0- 0		AWAY		0- 1		0- 1		0- 0	
0- 0	0- 0	0- 0		NEUTRAL		0- 0		0- 0		0- 0	
RPI S Opponent	Score		RPI S Opponent	Score		RPI S Opponent	Score		RPI S Opponent	Score	
7 A Florida	0	3	28 H Alabama	1	3	60 H Harvard	1	3	108 H Missouri	3	1
7 H Florida	0	3	44 N SMU	1	3	79 A Arkansas	2	3	109 H Col. of Charleston	3	0
13 A Kentucky	1	3				79 H Arkansas	2	3	110 A Auburn	1	3
13 H Kentucky	0	3				91 H North Carolina St.	1	3	110 H Auburn	3	2
15 A Texas A&M	2	3							125 A Georgia Tech	3	1
21 A LSU	1	3							132 A San Francisco	1	3
									159 N Southern Miss.	3	1
									181 H Belmont	3	0
									208 H Tennessee	3	0
									243 H Chattanooga	3	0
									291 H UNC Asheville	3	0
									297 N Fordham	3	1
									318 N Alabama A&M	3	0
LAST 10 GAMES											
79 H Arkansas	2	3	15 A Texas A&M	2	3						
13 A Kentucky	1	3	208 H Tennessee	3	0						
110 H Auburn	3	2	13 H Kentucky	0	3						
7 H Florida	0	3	79 A Arkansas	2	3						
21 A LSU	1	3	7 A Florida	0	3						

Non-Div. I Games:

Georgia

Average RPI Win: 205		WON-LOST RECORD		WINNING PCT. RANK		LAST 10 GAMES		STRENGTH OF SCHEDULE		OPP. STRENGTH OF SCHEDULE		TEAM RPI		ADJ RPI		CONF. RPI		ADJ CONF. RPI					
Average RPI Loss: 104																							
DIV. I ONLY		19- 9		.67857 77		7- 3		191		168		122		.52879 124		15		15					
DIV. I NON-CONF.		10- 4		.71429 74		1- 0		207		185		113		.53203 120		13		13					
TOTALS		RPI 1-25		RPI 26-50		W-L RECORDS		RPI 51-100		RPI 101-150		RPI 150+											
19- 9		0- 1		0- 1		OVERALL		3- 3		3- 1		13- 3											
10- 3		0- 0		0- 0		HOME		1- 1		1- 1		8- 1											
7- 4		0- 1		0- 1		AWAY		1- 1		2- 0		4- 1											
2- 2		0- 0		0- 0		NEUTRAL		1- 1		0- 0		1- 1											
10- 4		0- 1		0- 0		NON-CONFERENCE		2- 1		2- 1		6- 1											
6- 1		0- 0		0- 0		HOME		1- 0		0- 1		5- 0											
2- 1		0- 1		0- 0		AWAY		0- 0		2- 0		0- 0											
2- 2		0- 0		0- 0		NEUTRAL		1- 1		0- 0		1- 1											
9- 5		0- 0		0- 1		CONFERENCE		1- 2		1- 0		7- 2											
4- 2		0- 0		0- 0		HOME		0- 1		1- 0		3- 1											
5- 3		0- 0		0- 1		AWAY		1- 1		0- 0		4- 1											
0- 0		0- 0		0- 0		NEUTRAL		0- 0		0- 0		0- 0											
RPI	S	Opponent		Score		RPI	S	Opponent		Score		RPI	S	Opponent		Score		RPI	S	Opponent		Score	
20	A	Kansas		0 3		42	A	Western Ky.		1 3		75	A	UTSA		0 3		108	H	Missouri		2 3	
												76	A	Rice		3 0		127	A	Texas St.		3 0	
												76	H	Rice		1 3		130	H	Fla. Atlantic		3 1	
												79	N	Arkansas		1 3		137	A	Stephen F. Austin		3 0	
												81	H	TCU		3 0		159	A	Southern Miss.		1 3	
												85	N	Wichita St.		3 2		161	H	Marshall		3 2	
																		183	N	Cleveland St.		2 3	
																		191	H	Utah Valley		3 1	
																		193	H	Charlotte		1 3	
																		202	A	UTEP		3 2	
																		204	A	Middle Tenn.		3 2	
																		241	A	UAB		3 0	
																		247	H	Northwestern St.		3 2	
																		251	H	FIU		3 0	
																		267	A	Louisiana Tech		3 0	
																		267	H	Louisiana Tech		3 0	
																		296	H	Abilene Christian		3 1	
																		296	N	Abilene Christian		3 0	
																		311	H	Jackson St.		3 0	
																		330	H	Mississippi Val.		3 0	
LAST 10 GAMES																							
						81	H	TCU		3 0		130	H	Fla. Atlantic		3 1							
						76	A	Rice		3 0		267	A	Louisiana Tech		3 0							
						241	A	UAB		3 0		193	H	Charlotte		1 3							
						204	A	Middle Tenn.		3 2		42	A	Western Ky.		1 3							
						251	H	FIU		3 0		159	A	Southern Miss.		1 3							

Non-Div. I Games:

North Texas

Average RPI Win: 187		WON-LOST RECORD		WINNING PCT. RANK		LAST 10 GAMES		STRENGTH OF SCHEDULE		OPP. STRENGTH OF SCHEDULE		TEAM RPI		ADJ RPI		CONF. RPI		ADJ CONF. RPI	
DIV. I ONLY		11- 15		.42308 213		4- 6		49		71		132		.52827 125		4		4	
DIV. I NON-CONF.		7- 6		.53846 147		0- 0		105		126		126		.5295 124		4		4	
TOTALS		RPI 1-25		RPI 26-50		W-L RECORDS		RPI 51-100		RPI 101-150		RPI 150+							
11- 15		0- 3		1- 5		OVERALL		1- 4		1- 2		8- 1							
6- 4		0- 2		0- 1		HOME		1- 0		1- 1		4- 0							
2- 8		0- 0		1- 3		AWAY		0- 4		0- 1		1- 0							
3- 3		0- 1		0- 1		NEUTRAL		0- 0		0- 0		3- 1							
7- 6		0- 1		1- 2		NON-CONFERENCE		0- 1		0- 1		6- 1							
3- 1		0- 0		0- 0		HOME		0- 0		0- 1		3- 0							
1- 2		0- 0		1- 1		AWAY		0- 1		0- 0		0- 0							
3- 3		0- 1		0- 1		NEUTRAL		0- 0		0- 0		3- 1							
4- 9		0- 2		0- 3		CONFERENCE		1- 3		1- 1		2- 0							
3- 3		0- 2		0- 1		HOME		1- 0		1- 0		1- 0							
1- 6		0- 0		0- 2		AWAY		0- 3		0- 1		1- 0							
0- 0		0- 0		0- 0		NEUTRAL		0- 0		0- 0		0- 0							
RPI S	Opponent		Score		RPI S	Opponent		Score		RPI S	Opponent		Score		RPI S	Opponent		Score	
2	H	Florida St.	0	3	27	A	Duke	1	3	86	A	Louisville	2	3	123	H	Georgia	1	3
6	H	North Carolina	2	3	33	A	Lipscomb	3	2	89	A	South Carolina	1	3	148	A	Wake Forest	2	3
24	N	Oklahoma	0	3	34	A	Miami (FL)	0	3	91	A	North Carolina St.	0	3	148	H	Wake Forest	3	2
					44	A	SMU	0	3	91	H	North Carolina St.	3	1	159	H	Southern Miss.	3	0
					47	N	Utah	0	3	96	A	Clemson	1	3	174	A	Notre Dame	3	2
					48	H	Pittsburgh	0	3						176	N	Jacksonville	3	0
															184	N	East Tenn. St.	2	3
															203	H	Syracuse	3	2
															242	N	Gardner-Webb	3	0
															250	H	Kennesaw St.	3	0
															260	N	Texas Southern	3	0
															318	H	Alabama A&M	3	0
LAST 10 GAMES																			
					91	A	North Carolina St.	0	3	34	A	Miami (FL)	0	3					
					148	A	Wake Forest	2	3	48	H	Pittsburgh	0	3					
					174	A	Notre Dame	3	2	96	A	Clemson	1	3					
					6	H	North Carolina	2	3	91	H	North Carolina St.	3	1					
					203	H	Syracuse	3	2	148	H	Wake Forest	3	2					

Non-Div. I Games:

Georgia Tech

Average RPI Win:		213	WON-LOST RECORD		WINNING PCT. RANK		LAST 10 GAMES		STRENGTH OF SCHEDULE		OPP. STRENGTH OF SCHEDULE		TEAM RPI		ADJ RPI		CONF. RPI		ADJ CONF. RPI				
Average RPI Loss:		101																					
DIV. I ONLY			18- 8		.69231 68		9- 1		244		127		127		.528 126		16		16				
DIV. I NON-CONF.			7- 5		.58333 130		0- 0		246		82		159		.50363 152		16		16				
TOTALS		RPI 1-25		RPI 26-50		W-L RECORDS		RPI 51-100		RPI 101-150		RPI 150+											
18- 8		0- 1		0- 1		OVERALL		0- 3		2- 1		16- 2											
8- 3		0- 1		0- 1		HOME		0- 1		1- 0		7- 0											
6- 3		0- 0		0- 0		AWAY		0- 1		1- 1		5- 1											
4- 2		0- 0		0- 0		NEUTRAL		0- 1		0- 0		4- 1											
7- 5		0- 1		0- 0		NON-CONFERENCE		0- 2		0- 1		7- 1											
2- 1		0- 1		0- 0		HOME		0- 0		0- 0		2- 0											
1- 2		0- 0		0- 0		AWAY		0- 1		0- 1		1- 0											
4- 2		0- 0		0- 0		NEUTRAL		0- 1		0- 0		4- 1											
11- 3		0- 0		0- 1		CONFERENCE		0- 1		2- 0		9- 1											
6- 2		0- 0		0- 1		HOME		0- 1		1- 0		5- 0											
5- 1		0- 0		0- 0		AWAY		0- 0		1- 0		4- 1											
0- 0		0- 0		0- 0		NEUTRAL		0- 0		0- 0		0- 0											
RPI	S	Opponent		Score		RPI	S	Opponent		Score		RPI	S	Opponent		Score							
25	H	Ohio St.		1	3	43	H	Ohio		2	3	95	H	Northern Ill.		2	3	105	A	Indiana	1	3	
												97	N	UMKC		1	3	116	H	Ball St.	3	0	
												100	A	Milwaukee		2	3	134	A	Eastern Mich.	3	0	
																		162	N	North Dakota St.	3	0	
																		162	N	North Dakota St.	1	3	
																		165	H	IUPUI	3	1	
																		167	H	Kent St.	3	0	
																		168	A	Western Mich.	3	0	
																		177	A	Buffalo	0	3	
																		177	H	Buffalo	3	1	
																		225	N	Robert Morris	3	1	
																		235	N	Southeast Mo. St.	3	0	
																		239	A	Bowling Green	3	1	
																		239	H	Bowling Green	3	1	
																		241	H	UAB	3	0	
																		244	A	Central Mich.	3	0	
																		245	N	Mississippi St.	3	1	
																		262	A	Akron	3	1	
																		262	H	Akron	3	1	
																		278	H	Toledo	3	2	
																		282	A	Bradley	3	1	
LAST 10 GAMES																							
168 A Western Mich.						3 0						278 H Toledo						3 2					
239 H Bowling Green						3 1						244 A Central Mich.						3 0					
262 H Akron						3 1						134 A Eastern Mich.						3 0					
177 H Buffalo						3 1						167 H Kent St.						3 0					
116 H Ball St.						3 0						43 H Ohio						2 3					

Non-Div. I Games:

Miami (OH)

Average RPI Win:	181	WON-LOST RECORD	WINNING PCT. RANK	LAST 10 GAMES	STRENGTH OF SCHEDULE	OPP. STRENGTH OF SCHEDULE	TEAM RPI	ADJ RPI	CONF. RPI	ADJ CONF. RPI	
DIV. I ONLY	17- 11	.60714	117	6- 4	114	147	115	.52784	127	11	11
DIV. I NON-CONF.	5- 7	.41667	213	0- 0	228	176	234	.45002	231	12	12

TOTALS	RPI 1-25	RPI 26-50		W-L RECORDS		RPI 51-100		RPI 101-150		RPI 150+	
17- 11	0- 0	0- 2		OVERALL		5- 3		3- 3		9- 3	
10- 4	0- 0	0- 1		HOME		4- 2		1- 1		5- 0	
6- 4	0- 0	0- 1		AWAY		1- 1		2- 1		3- 1	
1- 3	0- 0	0- 0		NEUTRAL		0- 0		0- 1		1- 2	
5- 7	0- 0	0- 0		NON-CONFERENCE		1- 2		1- 3		3- 2	
3- 3	0- 0	0- 0		HOME		1- 2		0- 1		2- 0	
1- 1	0- 0	0- 0		AWAY		0- 0		1- 1		0- 0	
1- 3	0- 0	0- 0		NEUTRAL		0- 0		0- 1		1- 2	
12- 4	0- 0	0- 2		CONFERENCE		4- 1		2- 0		6- 1	
7- 1	0- 0	0- 1		HOME		3- 0		1- 0		3- 0	
5- 3	0- 0	0- 1		AWAY		1- 1		1- 0		3- 1	
0- 0	0- 0	0- 0		NEUTRAL		0- 0		0- 0		0- 0	
RPI	S	Opponent	Score	RPI	S	Opponent	Score	RPI	S	Opponent	Score
39	A	UALR	1 3	58	H	Baylor	1 3	106	A	Texas Tech	2 3
39	H	UALR	0 3	65	A	Arkansas St.	3 0	124	H	North Texas	0 3
				65	H	Arkansas St.	3 1	140	A	La.-Lafayette	3 2
				70	H	Appalachian St.	3 0	140	H	La.-Lafayette	3 0
				74	A	Texas-Arlington	0 3	147	A	Houston	3 1
				74	H	Texas-Arlington	3 2	148	N	Wake Forest	1 3
				75	H	UTSA	3 1	210	H	Ga. Southern	3 0
				85	H	Wichita St.	2 3	211	A	South Ala.	3 1
								211	H	South Ala.	3 0
								222	A	Georgia St.	1 3
								236	A	Troy	3 2
								242	N	Gardner-Webb	1 3
								255	N	Incarnate Word	2 3
								268	A	La.-Monroe	3 1
								268	H	La.-Monroe	3 0
								286	N	Lamar	3 2
								296	H	Abilene Christian	3 0
								315	H	Prairie View	3 1

LAST 10 GAMES											
39	H	UALR	0 3	65	H	Arkansas St.	3 1				
211	A	South Ala.	3 1	222	A	Georgia St.	1 3				
140	A	La.-Lafayette	3 2	268	H	La.-Monroe	3 0				
210	H	Ga. Southern	3 0	70	H	Appalachian St.	3 0				
39	A	UALR	1 3	74	A	Texas-Arlington	0 3				

Non-Div. I Games:

Texas St.

Average RPI Win:	212	WON-LOST	WINNING	LAST 10	STRENGTH OF	OPP. STRENGTH	TEAM	ADJ	CONF.	ADJ CONF.				
Average RPI Loss:	100	RECORD	PCT. RANK	GAMES	SCHEDULE	OF SCHEDULE	RPI	RPI	RPI	RPI				
DIV. I ONLY	23- 8	.74194	49	7- 3	283	133	131	.52694	128	22	22			
DIV. I NON-CONF.	12- 5	.70588	83	0- 0	265	92	131	.52336	129	19	19			
<hr/>														
TOTALS	RPI 1-25	RPI 26-50		W-L RECORDS		RPI 51-100		RPI 101-150		RPI 150+				
23- 8	0- 0	0- 0		OVERALL		3- 3		2- 4		18- 1				
11- 1	0- 0	0- 0		HOME		2- 0		2- 1		7- 0				
7- 4	0- 0	0- 0		AWAY		0- 0		0- 0		7- 0				
5- 3	0- 0	0- 0		NEUTRAL		1- 2		0- 1		4- 0				
<hr/>														
12- 5	0- 0	0- 0		NON-CONFERENCE		3- 3		0- 1		9- 1				
4- 0	0- 0	0- 0		HOME		2- 0		0- 0		2- 0				
3- 2	0- 0	0- 0		AWAY		0- 1		0- 0		3- 1				
5- 3	0- 0	0- 0		NEUTRAL		1- 2		0- 1		4- 0				
<hr/>														
11- 3	0- 0	0- 0		CONFERENCE		0- 0		2- 3		9- 0				
7- 1	0- 0	0- 0		HOME		0- 0		2- 1		5- 0				
4- 2	0- 0	0- 0		AWAY		0- 0		0- 2		4- 0				
0- 0	0- 0	0- 0		NEUTRAL		0- 0		0- 0		0- 0				
<hr/>														
RPI S	Opponent	Score	RPI S	Opponent	Score	RPI S	Opponent	Score	RPI S	Opponent	Score			
						54 N	Pacific	1 3	102 A	Northern Colo.	0 3			
						65 N	Arkansas St.	3 2	102 H	Northern Colo.	3 1			
						71 A	George Washington	0 3	104 A	Idaho St.	0 3			
						78 H	South Dakota	3 1	110 N	Auburn	1 3			
						78 H	South Dakota	3 2	112 H	Northern Ariz.	0 3			
						82 N	Iowa	0 3	145 H	Idaho	3 2			
						162 A	North Dakota St.	1 3						
						189 H	Tulane	3 0						
						189 H	Tulane	3 0						
						207 A	Drake	3 0						
						209 H	Portland St.	3 2						
						217 H	Southern Utah	3 1						
						219 N	SIUE	3 0						
						224 N	Eastern Ill.	3 0						
						228 H	Eastern Wash.	3 1						
						245 A	Mississippi St.	3 0						
						251 N	FIU	3 1						
						254 A	Montana	3 1						
						254 H	Montana	3 0						
						264 A	Montana St.	3 0						
						264 H	Montana St.	3 0						
						284 A	Sacramento St.	3 1						
						292 A	Weber St.	3 0						
						295 A	South Dakota St.	3 0						
						330 N	Mississippi Val.	3 0						
			LAST 10 GAMES											
			254 H	Montana	3 0							112 H	Northern Ariz.	0 3
			264 H	Montana St.	3 0							102 A	Northern Colo.	0 3
			102 H	Northern Colo.	3 1							209 H	Portland St.	3 2
			284 A	Sacramento St.	3 1							104 A	Idaho St.	0 3
217 H	Southern Utah	3 1	292 A	Weber St.	3 0									

Non-Div. I Games:

North Dakota

Non-Div. I Games:

Utah St.

Average RPI Win:	214	WON-LOST	WINNING	LAST 10		STRENGTH OF	OPP. STRENGTH	TEAM		ADJ	CONF.	ADJ CONF.	
Average RPI Loss:	119	RECORD	PCT. RANK	GAMES		SCHEDULE	OF SCHEDULE	RPI		RPI	RPI	RPI	
DIV. I ONLY		17- 11	.60714	117	5- 5	121	211	125	.5269	130	15	15	
DIV. I NON-CONF.		9- 4	.69231	85	0- 0	132	278	99	.54189	102	13	13	
<hr/>													
TOTALS	RPI 1-25	RPI 26-50		W-L RECORDS		RPI 51-100		RPI 101-150		RPI 150+			
17- 11	0- 0	0- 2		OVERALL		1- 4		0- 1		16- 4			
7- 3	0- 0	0- 1		HOME		0- 1		0- 0		7- 1			
7- 5	0- 0	0- 1		AWAY		1- 1		0- 1		6- 2			
3- 3	0- 0	0- 0		NEUTRAL		0- 2		0- 0		3- 1			
<hr/>													
9- 4	0- 0	0- 0		NON-CONFERENCE		1- 2		0- 0		8- 2			
2- 1	0- 0	0- 0		HOME		0- 0		0- 0		2- 1			
4- 0	0- 0	0- 0		AWAY		1- 0		0- 0		3- 0			
3- 3	0- 0	0- 0		NEUTRAL		0- 2		0- 0		3- 1			
<hr/>													
8- 7	0- 0	0- 2		CONFERENCE		0- 2		0- 1		8- 2			
5- 2	0- 0	0- 1		HOME		0- 1		0- 0		5- 0			
3- 5	0- 0	0- 1		AWAY		0- 1		0- 1		3- 2			
0- 0	0- 0	0- 0		NEUTRAL		0- 0		0- 0		0- 0			
<hr/>													
RPI S	Opponent	Score	RPI S	Opponent	Score	RPI S	Opponent	Score	RPI S	Opponent	Score		
			42 A	Western Ky.	1 3	64 A	FGCU	3 1	124 A	North Texas	1 3		
			42 H	Western Ky.	0 3	75 A	UTSA	1 3	159 A	Southern Miss.	0 3		
						76 H	Rice	0 3	159 H	Southern Miss.	3 0		
						92 N	Coastal Caro.	2 3	161 A	Marshall	2 3		
						97 N	UMKC	1 3	169 N	Howard	2 3		
									171 H	Stetson	3 1		
									176 A	Jacksonville	3 0		
									189 A	Tulane	3 0		
									193 A	Charlotte	3 1		
									193 H	Charlotte	3 0		
									194 A	North Florida	3 0		
									202 A	UTEP	3 0		
									204 H	Middle Tenn.	3 0		
									241 H	UAB	3 0		
									251 A	FIU	3 1		
									251 H	FIU	3 1		
									259 N	Southeastern La.	3 1		
									273 H	McNeese St.	2 3		
									277 N	Alabama St.	3 0		
									306 H	Bethune-Cookman	3 0		
									306 N	Bethune-Cookman	3 0		
<hr/>													
LAST 10 GAMES													
			159 A	Southern Miss.	0 3	42 A	Western Ky.	1 3					
			161 A	Marshall	2 3	124 A	North Texas	1 3					
			76 H	Rice	0 3	204 H	Middle Tenn.	3 0					
			193 H	Charlotte	3 0	159 H	Southern Miss.	3 0					
			251 H	FIU	3 1	193 A	Charlotte	3 1					

Non-Div. I Games:

Fla. Atlantic

Average RPI Win:		212	WON-LOST RECORD		WINNING PCT. RANK		LAST 10 GAMES		STRENGTH OF SCHEDULE		OPP. STRENGTH OF SCHEDULE		TEAM RPI		ADJ RPI		CONF. RPI		ADJ CONF. RPI				
Average RPI Loss:		104																					
DIV. I ONLY			15- 12		.55556 145		5- 5		110		178		138		.52638 131		13		13				
DIV. I NON-CONF.			8- 5		.61538 117		0- 0		130		191		115		.53709 112		17		17				
TOTALS		RPI 1-25		RPI 26-50		W-L RECORDS		RPI 51-100		RPI 101-150		RPI 150+											
15- 12		0- 1		0- 0		OVERALL		1- 4		1- 5		13- 2											
9- 6		0- 0		0- 0		HOME		0- 2		1- 3		8- 1											
3- 5		0- 1		0- 0		AWAY		0- 1		0- 2		3- 1											
3- 1		0- 0		0- 0		NEUTRAL		1- 1		0- 0		2- 0											
8- 5		0- 1		0- 0		NON-CONFERENCE		1- 2		0- 1		7- 1											
4- 3		0- 0		0- 0		HOME		0- 1		0- 1		4- 1											
1- 1		0- 1		0- 0		AWAY		0- 0		0- 0		1- 0											
3- 1		0- 0		0- 0		NEUTRAL		1- 1		0- 0		2- 0											
7- 7		0- 0		0- 0		CONFERENCE		0- 2		1- 4		6- 1											
5- 3		0- 0		0- 0		HOME		0- 1		1- 2		4- 0											
2- 4		0- 0		0- 0		AWAY		0- 1		0- 2		2- 1											
0- 0		0- 0		0- 0		NEUTRAL		0- 0		0- 0		0- 0											
RPI	S	Opponent		Score		RPI	S	Opponent		Score		RPI	S	Opponent		Score							
23	A	Marquette		0 3								71	H	George Washington		0 3		103	H	Hofstra		3 0	
						75	N	UTSA		3 0		109	A	Col. of Charleston		0 3							
						76	N	Rice		1 3		109	H	Col. of Charleston		1 3							
						88	A	Towson		0 3		114	A	UNCW		1 3							
						88	H	Towson		2 3		114	H	UNCW		1 3							
												135	H	Liberty		1 3							
												152	N	Princeton		3 2							
												157	H	Villanova		0 3							
												163	A	Delaware		2 3							
												163	H	Delaware		3 2							
												170	H	Hampton		3 1							
												175	A	Rutgers		3 2							
												190	H	Northeastern		3 0							
												234	A	William & Mary		3 0							
												234	H	William & Mary		3 0							
												259	H	Southeastern La.		3 1							
												262	N	Akron		3 0							
												272	A	Elon		3 2							
												272	H	Elon		3 1							
												299	H	Charleston So.		3 1							
												316	H	Norfolk St.		3 0							
						LAST 10 GAMES																	
						88 H Towson 2 3						234 H William & Mary 3 0											
						163 H Delaware 3 2						103 H Hofstra 3 0											
						272 A Elon 3 2						190 H Northeastern 3 0											
						114 A UNCW 1 3						163 A Delaware 2 3											
						109 A Col. of Charleston 0 3						88 A Towson 0 3											

Non-Div. I Games:

James Madison

Average RPI Win:	162	WON-LOST RECORD	WINNING PCT. RANK	LAST 10 GAMES	STRENGTH OF SCHEDULE	OPP. STRENGTH OF SCHEDULE	TEAM RPI	ADJ RPI	CONF. RPI	ADJ CONF. RPI		
DIV. I ONLY		12- 14	.46154	192	3- 7	83	48	139	.52628	132	6	6
DIV. I NON-CONF.		7- 5	.58333	130	0- 0	110	60	102	.54717	99	6	6
<hr/>												
TOTALS	RPI 1-25	RPI 26-50		W-L RECORDS		RPI 51-100		RPI 101-150		RPI 150+		
12- 14	0- 3	3- 4		OVERALL		0- 4		2- 2		7- 1		
7- 2	0- 1	3- 0		HOME		0- 1		2- 0		2- 0		
1- 10	0- 1	0- 4		AWAY		0- 3		0- 1		1- 1		
4- 2	0- 1	0- 0		NEUTRAL		0- 0		0- 1		4- 0		
7- 5	0- 1	1- 2		NON-CONFERENCE		0- 1		1- 1		5- 0		
3- 0	0- 0	1- 0		HOME		0- 0		1- 0		1- 0		
0- 3	0- 0	0- 2		AWAY		0- 1		0- 0		0- 0		
4- 2	0- 1	0- 0		NEUTRAL		0- 0		0- 1		4- 0		
5- 9	0- 2	2- 2		CONFERENCE		0- 3		1- 1		2- 1		
4- 2	0- 1	2- 0		HOME		0- 1		1- 0		1- 0		
1- 7	0- 1	0- 2		AWAY		0- 2		0- 1		1- 1		
0- 0	0- 0	0- 0		NEUTRAL		0- 0		0- 0		0- 0		
RPI S	Opponent	Score	RPI S	Opponent	Score	RPI S	Opponent	Score	RPI S	Opponent	Score	
17 N	UCLA	0 3	26 A	Long Beach St.	1 3	54 A	Pacific	0 3	123 H	Georgia	3 1	
22 A	BYU	1 3	30 A	Hawaii	1 3	72 A	Gonzaga	2 3	129 N	Utah St.	1 3	
22 H	BYU	0 3	37 H	Santa Clara	3 0	72 H	Gonzaga	2 3	150 A	St. Mary's (CA)	1 3	
			40 A	San Diego	1 3	98 A	Denver	2 3	150 H	St. Mary's (CA)	3 0	
			40 H	San Diego	3 0				153 A	Pepperdine	3 1	
			41 A	Loyola Marymount	2 3				201 N	Army	3 0	
			44 H	SMU	3 0				202 N	UTEP	3 2	
									212 N	Campbell	3 1	
									231 A	Portland	2 3	
									231 H	Portland	3 2	
									248 N	Nevada	3 0	
									297 H	Fordham	3 0	
<hr/>												
LAST 10 GAMES												
72 A Gonzaga						2	3	54 A Pacific	0	3		
231 A Portland						2	3	153 A Pepperdine	3	1		
22 H BYU						0	3	41 A Loyola Marymount	2	3		
40 H San Diego						3	0	231 H Portland	3	2		
150 A St. Mary's (CA)						1	3	72 H Gonzaga	2	3		

Non-Div. I Games:

San Francisco

Average RPI Win:		216	WON-LOST RECORD		WINNING PCT. RANK		LAST 10 GAMES		STRENGTH OF SCHEDULE		OPP. STRENGTH OF SCHEDULE		TEAM RPI		ADJ RPI		CONF. RPI		ADJ CONF. RPI	
Average RPI Loss:		75																		
DIV. I ONLY			15- 11		.57692 134		7- 3		133		135		128		.52487 133		10		10	
DIV. I NON-CONF.			7- 5		.58333 130		0- 0		127		112		118		.53285 119		11		11	
TOTALS		RPI 1-25		RPI 26-50		W-L RECORDS		RPI 51-100		RPI 101-150		RPI 150+								
15- 11		0- 3		0- 0		OVERALL		1- 5		2- 2		12- 1								
7- 4		0- 2		0- 0		HOME		1- 2		1- 0		5- 0								
4- 5		0- 1		0- 0		AWAY		0- 2		1- 1		3- 1								
4- 2		0- 0		0- 0		NEUTRAL		0- 1		0- 1		4- 0								
7- 5		0- 1		0- 0		NON-CONFERENCE		0- 2		1- 2		6- 0								
1- 2		0- 1		0- 0		HOME		0- 1		0- 0		1- 0								
2- 1		0- 0		0- 0		AWAY		0- 0		1- 1		1- 0								
4- 2		0- 0		0- 0		NEUTRAL		0- 1		0- 1		4- 0								
8- 6		0- 2		0- 0		CONFERENCE		1- 3		1- 0		6- 1								
6- 2		0- 1		0- 0		HOME		1- 1		1- 0		4- 0								
2- 4		0- 1		0- 0		AWAY		0- 2		0- 0		2- 1								
0- 0		0- 0		0- 0		NEUTRAL		0- 0		0- 0		0- 0								
RPI	S	Opponent		Score		RPI	S	Opponent		Score		RPI	S	Opponent		Score				
3	H	Washington		0	3			57 A Wyoming		2	3	108	N	Missouri		0	3			
12	A	Colorado St.		0	3			57 H Wyoming		3	1	115	A	Central Ark.		3	1			
12	H	Colorado St.		0	3			61 N Tulsa		2	3	129	H	Utah St.		3	1			
								69 A New Mexico		0	3	145	A	Idaho		1	3			
								69 H New Mexico		1	3	172	A	A&M-Corpus Christi		3	0			
								72 H Gonzaga		1	3	209	H	Portland St.		3	1			
												214	A	Air Force		1	3			
												214	H	Air Force		3	0			
												228	N	Eastern Wash.		3	0			
												233	H	Fresno St.		3	0			
												238	N	Omaha		3	0			
												248	A	Nevada		3	0			
												248	H	Nevada		3	0			
												255	N	Incarnate Word		3	0			
												268	N	La.-Monroe		3	0			
												313	A	San Jose St.		3	0			
												313	H	San Jose St.		3	1			
LAST 10 GAMES																				
248 A Nevada						3	0	12 A Colorado St.						0	3					
313 A San Jose St.						3	0	233 H Fresno St.						3	0					
214 H Air Force						3	0	129 H Utah St.						3	1					
69 H New Mexico						1	3	313 H San Jose St.						3	1					
57 A Wyoming						2	3	248 H Nevada						3	0					

Non-Div. I Games:

Boise St.

Average RPI Win:		204	WON-LOST RECORD		WINNING PCT. RANK		LAST 10 GAMES		STRENGTH OF SCHEDULE		OPP. STRENGTH OF SCHEDULE		TEAM RPI		ADJ RPI		CONF. RPI		ADJ CONF. RPI	
DIV. I ONLY			17- 11		.60714 117		6- 4		160		142		126		.52471 134		16		16	
DIV. I NON-CONF.			9- 5		.64286 106		0- 0		83		119		78		.56787 79		16		16	
TOTALS		RPI 1-25		RPI 26-50		W-L RECORDS		RPI 51-100		RPI 101-150		RPI 150+								
17- 11		0- 1		0- 1		OVERALL		0- 3		3- 4		14- 2								
6- 4		0- 0		0- 0		HOME		0- 1		1- 2		5- 1								
7- 4		0- 0		0- 1		AWAY		0- 1		2- 1		5- 1								
4- 3		0- 1		0- 0		NEUTRAL		0- 1		0- 1		4- 0								
9- 5		0- 1		0- 0		NON-CONFERENCE		0- 2		2- 2		7- 0								
1- 1		0- 0		0- 0		HOME		0- 0		0- 1		1- 0								
4- 1		0- 0		0- 0		AWAY		0- 1		2- 0		2- 0								
4- 3		0- 1		0- 0		NEUTRAL		0- 1		0- 1		4- 0								
8- 6		0- 0		0- 1		CONFERENCE		0- 1		1- 2		7- 2								
5- 3		0- 0		0- 0		HOME		0- 1		1- 1		4- 1								
3- 3		0- 0		0- 1		AWAY		0- 0		0- 1		3- 1								
0- 0		0- 0		0- 0		NEUTRAL		0- 0		0- 0		0- 0								
RPI	S	Opponent		Score		RPI	S	Opponent		Score		RPI	S	Opponent		Score				
16	N	Kansas St.		2 3		43	A	Ohio		1 3		51	N	Virginia		1 3				
												52	A	Michigan		0 3				
												95	H	Northern Ill.		2 3				
												113	H	UC Irvine		1 3				
												116	A	Ball St.		2 3				
												116	H	Ball St.		3 2				
												122	A	Northern Ky.		3 0				
												126	H	Miami (OH)		0 3				
												136	A	Oakland		3 0				
												149	N	Samford		2 3				
												151	N	Youngstown St.		3 0				
												161	A	Marshall		3 2				
												167	H	Kent St.		3 0				
												168	H	Western Mich.		0 3				
												177	A	Buffalo		3 2				
												196	N	Ill.-Chicago		3 2				
												213	H	IPFW		3 0				
												219	N	SIUE		3 1				
												239	H	Bowling Green		3 0				
												244	A	Central Mich.		1 3				
												244	H	Central Mich.		3 2				
												249	N	Coppin St.		3 0				
												252	A	UMBC		3 0				
												262	A	Akron		3 0				
												278	A	Toledo		3 1				
												278	H	Toledo		3 1				
LAST 10 GAMES				LAST 10 GAMES				LAST 10 GAMES				LAST 10 GAMES								
				116	H	Ball St.	3 2					177	A	Buffalo	3 2					
				278	H	Toledo	3 1					239	H	Bowling Green	3 0					
				43	A	Ohio	1 3					126	H	Miami (OH)	0 3					
				244	H	Central Mich.	3 2					168	H	Western Mich.	0 3					
				262	A	Akron	3 0					95	H	Northern Ill.	2 3					

Non-Div. I Games:

Eastern Mich.

Average RPI Win:	204	WON-LOST RECORD	WINNING PCT. RANK	LAST 10 GAMES	STRENGTH OF SCHEDULE	OPP. STRENGTH OF SCHEDULE	TEAM RPI	ADJ RPI	CONF. RPI	ADJ CONF. RPI		
DIV. I ONLY		22- 8	.73333	54	7- 3	231	207	118	.52335	135	20	21
DIV. I NON-CONF.		13- 5	.72222	73	1- 0	271	195	139	.51001	145	22	22
<hr/>												
TOTALS	RPI 1-25	RPI 26-50		W-L RECORDS		RPI 51-100		RPI 101-150		RPI 150+		
22- 8	0- 0	0- 0		OVERALL		2- 0		2- 4		18- 4		
9- 2	0- 0	0- 0		HOME		1- 0		1- 1		7- 1		
9- 3	0- 0	0- 0		AWAY		1- 0		1- 1		7- 2		
4- 3	0- 0	0- 0		NEUTRAL		0- 0		0- 2		4- 1		
<hr/>												
13- 5	0- 0	0- 0		NON-CONFERENCE		1- 0		1- 3		11- 2		
4- 2	0- 0	0- 0		HOME		1- 0		0- 1		3- 1		
5- 0	0- 0	0- 0		AWAY		0- 0		1- 0		4- 0		
4- 3	0- 0	0- 0		NEUTRAL		0- 0		0- 2		4- 1		
<hr/>												
9- 3	0- 0	0- 0		CONFERENCE		1- 0		1- 1		7- 2		
5- 0	0- 0	0- 0		HOME		0- 0		1- 0		4- 0		
4- 3	0- 0	0- 0		AWAY		1- 0		0- 1		3- 2		
0- 0	0- 0	0- 0		NEUTRAL		0- 0		0- 0		0- 0		
<hr/>												
RPI S	Opponent	Score	RPI S	Opponent	Score	RPI S	Opponent	Score	RPI S	Opponent	Score	
						51 H	Virginia	3 2	101 A	Radford	0 3	
						92 A	Coastal Caro.	3 1	101 H	Radford	3 1	
						111 H	Murray St.	1 3				
						122 N	Northern Ky.	1 3				
						131 A	James Madison	3 1				
						143 N	Maryland	2 3				
						156 H	UNC Greensboro	3 2				
						166 H	Winthrop	3 0				
						169 H	Howard	3 0				
						179 A	Georgetown	3 1				
						181 A	Belmont	3 1				
						185 H	Presbyterian	3 0				
						192 A	High Point	1 3				
						192 H	High Point	3 2				
						200 A	Brown	3 1				
						212 A	Campbell	1 3				
						212 H	Campbell	3 0				
						216 N	Fairfield	3 0				
						234 H	William & Mary	3 0				
						242 A	Gardner-Webb	3 0				
						261 H	USC Upstate	0 3				
						270 N	Central Conn. St.	2 3				
						272 A	Elon	3 0				
						279 N	Wright St.	3 2				
						291 A	UNC Asheville	3 1				
						299 A	Charleston So.	3 1				
313 N	San Jose St.	3 0										
			LAST 10 GAMES									
			212 A	Campbell	1 3	92 A	Coastal Caro.	3 1	272 A	Elon	3 0	
			192 A	High Point	1 3	299 A	Charleston So.	3 1	279 N	Wright St.	3 2	
			101 A	Radford	0 3	234 H	William & Mary	3 0	291 A	UNC Asheville	3 1	
			166 H	Winthrop	3 0	192 H	High Point	3 2	299 A	Charleston So.	3 1	
			185 H	Presbyterian	3 0	212 H	Campbell	3 0	313 N	San Jose St.	3 0	

Non-Div. I Games:

Liberty

RPI	S	Opponent	Score	
325	N	UMass Lowell	3	1

Liberty

L
i
b
e
r
t
y

L
i
b
e
r
t
y



















O
a
k
l
a
n
d

Oakland

[illegible]

Non-Div. I Games:

Stephen F. Austin

Average RPI Win: 187		WON-LOST	WINNING	LAST 10	STRENGTH OF		OPP. STRENGTH	TEAM	ADJ	CONF.	ADJ CONF.
Average RPI Loss: 72		RECORD	PCT. RANK	GAMES	SCHEDULE		OF SCHEDULE	RPI	RPI	RPI	RPI
DIV. I ONLY		11- 13	.45833	194	70		83	134	.52069	138	10
DIV. I NON-CONF.		5- 6	.45455	198	70		42	122	.53402	118	11
TOTALS		RPI 1-25	RPI 26-50		W-L RECORDS		RPI 51-100		RPI 101-150		RPI 150+
11- 13	0- 2	0- 5		OVERALL		2- 4		1- 0		8- 2	
8- 3	0- 1	0- 1		HOME		2- 1		1- 0		5- 0	
2- 7	0- 1	0- 2		AWAY		0- 2		0- 0		2- 2	
1- 3	0- 0	0- 2		NEUTRAL		0- 1		0- 0		1- 0	
5- 6	0- 0	0- 5		NON-CONFERENCE		0- 1		1- 0		4- 0	
4- 1	0- 0	0- 1		HOME		0- 0		1- 0		3- 0	
0- 2	0- 0	0- 2		AWAY		0- 0		0- 0		0- 0	
1- 3	0- 0	0- 2		NEUTRAL		0- 1		0- 0		1- 0	
6- 7	0- 2	0- 0		CONFERENCE		2- 3		0- 0		4- 2	
4- 2	0- 1	0- 0		HOME		2- 1		0- 0		2- 0	
2- 5	0- 1	0- 0		AWAY		0- 2		0- 0		2- 2	
0- 0	0- 0	0- 0		NEUTRAL		0- 0		0- 0		0- 0	
RPI S	Opponent	Score	RPI S	Opponent	Score	RPI S	Opponent	Score	RPI S	Opponent	Score
12 A	Colorado St.	0 	28 A	Alabama	1 	55 H	UNLV	0 	113 H	UC Irvine	3 0
12 H	Colorado St.	2 	30 A	Hawaii	1 	57 A	Wyoming	1 	157 H	Villanova	3 1
			32 N	Arizona St.	0 	57 H	Wyoming	3 2	200 H	Brown	3 1
			40 H	San Diego	0 	69 A	New Mexico	1 	214 A	Air Force	0 
			43 N	Ohio	1 	69 H	New Mexico	3 2	214 H	Air Force	3 0
						96 N	Clemson	0 	218 H	Cal St. Fullerton	3 1
									233 A	Fresno St.	3 1
									233 H	Fresno St.	3 1
									248 A	Nevada	1 
									251 N	FIU	3 0
									313 A	San Jose St.	3 0
LAST 10 GAMES											
			69 A	New Mexico	1 	233 A	Fresno St.	3 1			
			214 A	Air Force	0 	55 H	UNLV	0 			
			57 H	Wyoming	3 2	313 A	San Jose St.	3 0			
			12 H	Colorado St.	2 	248 A	Nevada	1 			
			113 H	UC Irvine	3 0	214 H	Air Force	3 0			

Non-Div. I Games:

San Diego St.

Average RPI Win: 208		WON-LOST	WINNING	LAST 10	STRENGTH OF		OPP. STRENGTH	TEAM	ADJ	CONF.	ADJ CONF.
Average RPI Loss: 106		RECORD	PCT. RANK	GAMES	SCHEDULE		OF SCHEDULE	RPI	RPI	RPI	RPI
DIV. I ONLY		18-9	.66667	80	235		136	137	.51801	139	19
DIV. I NON-CONF.		11-4	.73333	63	248		107	111	.53437	115	21
TOTALS		RPI 1-25	RPI 26-50		W-L RECORDS		RPI 51-100		RPI 101-150		RPI 150+
18-9	0-0		1-1		OVERALL		1-6		2-0		14-2
7-6	0-0		0-1		HOME		0-4		0-0		7-1
8-2	0-0		1-0		AWAY		1-2		2-0		4-0
3-1	0-0		0-0		NEUTRAL		0-0		0-0		3-1
11-4	0-0		1-1		NON-CONFERENCE		0-2		1-0		9-1
5-3	0-0		0-1		HOME		0-2		0-0		5-0
3-0	0-0		1-0		AWAY		0-0		1-0		1-0
3-1	0-0		0-0		NEUTRAL		0-0		0-0		3-1
7-5	0-0		0-0		CONFERENCE		1-4		1-0		5-1
2-3	0-0		0-0		HOME		0-2		0-0		2-1
5-2	0-0		0-0		AWAY		1-2		1-0		3-0
0-0	0-0		0-0		NEUTRAL		0-0		0-0		0-0
RPI S	Opponent	Score	RPI S	Opponent	Score	RPI S	Opponent	Score	RPI S	Opponent	Score
			28 H	Alabama	0 3	67 A	VCU	2 3	108 A	Missouri	3 2
			46 A	Purdue	3 2	67 H	VCU	1 3	146 A	Duquesne	3 2
						71 A	George Washington	3 1	155 H	Rhode Island	3 1
						73 H	UNI	2 3	160 H	Indiana St.	3 1
						87 H	Memphis	1 3	174 N	Notre Dame	1 3
						94 A	Dayton	1 3	202 N	UTEP	3 0
						94 H	Dayton	1 3	214 H	Air Force	3 1
									224 N	Eastern Ill.	3 1
									235 H	Southeast Mo. St.	3 0
									238 H	Omaha	3 0
									258 A	La Salle	3 0
									265 A	George Mason	3 0
									269 A	Davidson	3 0
									269 H	Davidson	2 3
									274 A	Western Ill.	3 0
									287 H	Canisius	3 1
									297 H	Fordham	3 0
									303 N	Morehead St.	3 0
LAST 10 GAMES											
			94 H	Dayton	1 3	155 H	Rhode Island	3 1			
			67 A	VCU	2 3	160 H	Indiana St.	3 1			
			269 A	Davidson	3 0	265 A	George Mason	3 0			
			94 A	Dayton	1 3	71 A	George Washington	3 1			
			297 H	Fordham	3 0	269 H	Davidson	2 3			

Non-Div. I Games:

Saint Louis

Average RPI Win:	206	WON-LOST	WINNING	LAST 10	STRENGTH OF	OPP. STRENGTH	TEAM	ADJ	CONF.	ADJ CONF.	
Average RPI Loss:	113	RECORD	PCT. RANK	GAMES	SCHEDULE	OF SCHEDULE	RPI	RPI	RPI	RPI	
DIV. I ONLY	18- 11	.62069	108	4- 6	170	158	129	.51755	140	11	11
DIV. I NON-CONF.	11- 1	.91667	15	1- 1	181	233	54	.58909	56	12	12
<hr/>											
TOTALS	RPI 1-25	RPI 26-50		W-L RECORDS		RPI 51-100		RPI 101-150		RPI 150+	
18- 11	0- 0	0- 2		OVERALL		2- 4		2- 2		14- 3	
9- 4	0- 0	0- 1		HOME		1- 1		0- 1		8- 1	
5- 7	0- 0	0- 1		AWAY		1- 3		1- 1		3- 2	
4- 0	0- 0	0- 0		NEUTRAL		0- 0		1- 0		3- 0	
<hr/>											
11- 1	0- 0	0- 0		NON-CONFERENCE		1- 1		2- 0		8- 0	
5- 0	0- 0	0- 0		HOME		0- 0		0- 0		5- 0	
2- 1	0- 0	0- 0		AWAY		1- 1		1- 0		0- 0	
4- 0	0- 0	0- 0		NEUTRAL		0- 0		1- 0		3- 0	
<hr/>											
7- 10	0- 0	0- 2		CONFERENCE		1- 3		0- 2		6- 3	
4- 4	0- 0	0- 1		HOME		1- 1		0- 1		3- 1	
3- 6	0- 0	0- 1		AWAY		0- 2		0- 1		3- 2	
0- 0	0- 0	0- 0		NEUTRAL		0- 0		0- 0		0- 0	
<hr/>											
RPI S	Opponent	Score	RPI S	Opponent	Score	RPI S	Opponent	Score	RPI S	Opponent	Score
			39 A	UALR	0 3	58 A	Baylor	1 3	127 A	Texas St.	0 3
			39 H	UALR	1 3	65 H	Arkansas St.	2 3	127 H	Texas St.	2 3
						70 A	Appalachian St.	1 3	141 N	UC Davis	3 1
						70 H	Appalachian St.	3 2	147 A	Houston	3 0
						74 A	Texas-Arlington	1 3	159 H	Southern Miss.	3 1
						76 A	Rice	3 2	173 N	Sam Houston St.	3 0
									182 N	Oral Roberts	3 0
									210 A	Ga. Southern	1 3
									210 H	Ga. Southern	3 0
									211 A	South Ala.	3 2
									211 H	South Ala.	2 3
									222 A	Georgia St.	1 3
									222 H	Georgia St.	3 2
									233 N	Fresno St.	3 1
									236 A	Troy	3 0
									236 H	Troy	3 2
									247 H	Northwestern St.	3 1
									268 A	La.-Monroe	3 0
									289 H	Nicholls St.	3 0
									296 H	Abilene Christian	3 1
									312 H	Southern U.	3 0
<hr/>											
			LAST 10 GAMES								
			236 A	Troy	3 0	222 A	Georgia St.	1 3			
			211 A	South Ala.	3 2	210 A	Ga. Southern	1 3			
			65 H	Arkansas St.	2 3	70 A	Appalachian St.	1 3			
			127 H	Texas St.	2 3	58 A	Baylor	1 3			
			296 H	Abilene Christian	3 1	236 H	Troy	3 2			

Non-Div. I Games:

La.-Lafayette

Average RPI Win:		202	WON-LOST		WINNING	LAST 10		STRENGTH OF		OPP. STRENGTH	TEAM	ADJ		CONF.	ADJ CONF.
Average RPI Loss:		90	RECORD		PCT. RANK	GAMES		SCHEDULE		OF SCHEDULE	RPI	RPI		RPI	RPI
DIV. I ONLY			13- 11		.54167	153	8- 2	154		109	144	.5161	141	8	8
DIV. I NON-CONF.			5- 8		.38462	232	0- 0	123		123	189	.4819	188	7	7
TOTALS		RPI 1-25	RPI 26-50		W-L RECORDS		RPI 51-100		RPI 101-150		RPI 150+				
13- 11	0- 1		1- 2		OVERALL		0- 3		2- 4		10- 1				
5- 1	0- 0		0- 1		HOME		0- 0		1- 0		4- 0				
7- 6	0- 1		1- 1		AWAY		0- 1		1- 3		5- 0				
1- 4	0- 0		0- 0		NEUTRAL		0- 2		0- 1		1- 1				
5- 8	0- 1		0- 0		NON-CONFERENCE		0- 3		0- 3		5- 1				
2- 0	0- 0		0- 0		HOME		0- 0		0- 0		2- 0				
2- 4	0- 1		0- 0		AWAY		0- 1		0- 2		2- 0				
1- 4	0- 0		0- 0		NEUTRAL		0- 2		0- 1		1- 1				
8- 3	0- 0		1- 2		CONFERENCE		0- 0		2- 1		5- 0				
3- 1	0- 0		0- 1		HOME		0- 0		1- 0		2- 0				
5- 2	0- 0		1- 1		AWAY		0- 0		1- 1		3- 0				
0- 0	0- 0		0- 0		NEUTRAL		0- 0		0- 0		0- 0				
RPI S	Opponent		Score	RPI S	Opponent		Score	RPI S	Opponent		Score	RPI S	Opponent		Score
3	A	Washington	0 3	26	A	Long Beach St.	1 3	55	N	UNLV	0 3	102	A	Northern Colo.	2 3
				30	H	Hawaii	0 3	57	N	Wyoming	1 3	113	A	UC Irvine	0 3
				38	A	CSUN	3 2	76	A	Rice	0 3	119	A	UC Santa Barbara	3 0
												119	H	UC Santa Barbara	3 2
												140	N	La.-Lafayette	1 3
												150	A	St. Mary's (CA)	1 3
												164	A	Seattle	3 0
												170	N	Hampton	3 1
												195	A	Cal Poly	3 1
												195	H	Cal Poly	3 1
												218	A	Cal St. Fullerton	3 2
												231	H	Portland	3 0
												233	N	Fresno St.	2 3
												284	A	Sacramento St.	3 2
												290	A	UC Riverside	3 0
												290	H	UC Riverside	3 0
												313	H	San Jose St.	3 0
				LAST 10 GAMES											
				290	A	UC Riverside	3 0	113	A	UC Irvine	0 3				
				195	H	Cal Poly	3 1	218	A	Cal St. Fullerton	3 2				
				119	H	UC Santa Barbara	3 2	290	H	UC Riverside	3 0				
				26	A	Long Beach St.	1 3	119	A	UC Santa Barbara	3 0				
				38	A	CSUN	3 2	195	A	Cal Poly	3 1				

Non-Div. I Games:

UC Davis

Average RPI Win:	234	WON-LOST	WINNING	LAST 10		STRENGTH OF	OPP. STRENGTH	TEAM	ADJ	CONF.	ADJ CONF.
Average RPI Loss:	69	RECORD	PCT. RANK	GAMES		SCHEDULE	OF SCHEDULE	RPI	RPI	RPI	RPI
DIV. I ONLY		18- 11	.62069 108	6- 4		210	148	143	.51514 142	9	9
DIV. I NON-CONF.		11- 4	.73333 63	0- 0		213	219	114	.53199 121	9	9
<hr/>											
TOTALS	RPI 1-25	RPI 26-50		W-L RECORDS		RPI 51-100		RPI 101-150		RPI 150+	
18- 11	0- 3	0- 2		OVERALL		2- 4		0- 0		16- 2	
9- 4	0- 1	0- 0		HOME		1- 2		0- 0		8- 1	
4- 6	0- 1	0- 2		AWAY		0- 2		0- 0		4- 1	
5- 1	0- 1	0- 0		NEUTRAL		1- 0		0- 0		4- 0	
<hr/>											
11- 4	0- 1	0- 1		NON-CONFERENCE		1- 1		0- 0		10- 1	
5- 1	0- 0	0- 0		HOME		0- 0		0- 0		5- 1	
1- 2	0- 0	0- 1		AWAY		0- 1		0- 0		1- 0	
5- 1	0- 1	0- 0		NEUTRAL		1- 0		0- 0		4- 0	
<hr/>											
7- 7	0- 2	0- 1		CONFERENCE		1- 3		0- 0		6- 1	
4- 3	0- 1	0- 0		HOME		1- 2		0- 0		3- 0	
3- 4	0- 1	0- 1		AWAY		0- 1		0- 0		3- 1	
0- 0	0- 0	0- 0		NEUTRAL		0- 0		0- 0		0- 0	
<hr/>											
RPI S	Opponent	Score		RPI S	Opponent	Score		RPI S	Opponent	Score	
8 N	Oregon	1	3	30 A	Hawaii	1	3	56 H	Xavier	1	3
23 A	Marquette	1	3	31 A	Creighton	0	3	63 A	Seton Hall	2	3
23 H	Marquette	0	3					63 H	Seton Hall	1	3
								69 N	New Mexico	3	0
								80 H	Butler	3	0
								88 A	Towson	1	3
									157 A	Villanova	2 3
									157 H	Villanova	3 0
									162 N	North Dakota St.	3 0
									167 N	Kent St.	3 2
									179 A	Georgetown	3 1
									201 N	Army	3 1
									215 H	Dartmouth	2 3
									229 H	New Hampshire	3 0
									233 H	Fresno St.	3 1
									258 H	La Salle	3 0
									298 A	DePaul	3 0
									298 H	DePaul	3 0
									302 A	Providence	3 1
									302 H	Providence	3 0
									309 A	Bryant	3 0
									314 H	Saint Peter's	3 0
									324 H	St. Francis Brooklyn	3 0
									325 N	UMass Lowell	3 0
<hr/>											
LAST 10 GAMES											
298 A DePaul 3 0						179 A Georgetown 3 1					
23 A Marquette 1 3						31 A Creighton 0 3					
157 H Villanova 3 0						56 H Xavier 1 3					
63 H Seton Hall 1 3						80 H Butler 3 0					
302 A Providence 3 1						302 H Providence 3 0					

Non-Div. I Games:

St. John's (NY)

Average RPI Win:		216	WON-LOST		WINNING		LAST 10		STRENGTH OF		OPP. STRENGTH		TEAM		ADJ		CONF.		ADJ CONF.	
Average RPI Loss:		43	RECORD		PCT. RANK		GAMES		SCHEDULE		OF SCHEDULE		RPI		RPI		RPI		RPI	
DIV. I ONLY			9- 16		.36		236		2- 8		55		39		147		.51215		143	
DIV. I NON-CONF.			7- 4		.63636		109		0- 0		94		144		92		.55459		93	
TOTALS		RPI 1-25		RPI 26-50		W-L RECORDS		RPI 51-100		RPI 101-150		RPI 150+								
9- 16		0- 7		0- 3		OVERALL		0- 4		1- 2		8- 0								
1- 6		0- 1		0- 2		HOME		0- 2		0- 1		1- 0								
3- 8		0- 5		0- 1		AWAY		0- 2		0- 0		3- 0								
5- 2		0- 1		0- 0		NEUTRAL		0- 0		1- 1		4- 0								
7- 4		0- 2		0- 0		NON-CONFERENCE		0- 1		1- 1		6- 0								
0- 0		0- 0		0- 0		HOME		0- 0		0- 0		0- 0								
2- 2		0- 1		0- 0		AWAY		0- 1		0- 0		2- 0								
5- 2		0- 1		0- 0		NEUTRAL		0- 0		1- 1		4- 0								
2- 12		0- 5		0- 3		CONFERENCE		0- 3		0- 1		2- 0								
1- 6		0- 1		0- 2		HOME		0- 2		0- 1		1- 0								
1- 6		0- 4		0- 1		AWAY		0- 1		0- 0		1- 0								
0- 0		0- 0		0- 0		NEUTRAL		0- 0		0- 0		0- 0								
RPI	S	Opponent		Score		RPI	S	Opponent		Score		RPI	S	Opponent		Score				
3	A	Washington		0	3	46	H	Purdue		1	3	52	H	Michigan		0	3			
5	A	Wisconsin		0	3	49	A	Northwestern		2	3	53	A	Minnesota		0	3			
9	A	Illinois		0	3	50	H	Michigan St.		0	3	70	A	Appalachian St.		0	3			
10	A	Penn St.		0	3							82	H	Iowa		0	3			
11	H	Nebraska		0	3															
14	N	Southern California		0	3															
25	A	Ohio St.		1	3															

Non-Div. I Games:

Maryland

Average RPI Win:	192	WON-LOST	WINNING	LAST 10	STRENGTH OF	OPP. STRENGTH	TEAM	ADJ	CONF.	ADJ CONF.	
Average RPI Loss:	93	RECORD	PCT. RANK	GAMES	SCHEDULE	OF SCHEDULE	RPI	RPI	RPI	RPI	
DIV. I ONLY	13- 13	.5	166	2- 8	87	144	140	.51175	144	7	7
DIV. I NON-CONF.	8- 4	.66667	88	0- 0	180	234	128	.52298	133	8	8
<hr/>											
TOTALS	RPI 1-25	RPI 26-50		W-L RECORDS	RPI 51-100		RPI 101-150		RPI 150+		
13- 13	0- 0	0- 3		OVERALL	1- 7		3- 0		9- 3		
6- 6	0- 0	0- 2		HOME	1- 2		2- 0		3- 2		
4- 6	0- 0	0- 1		AWAY	0- 4		1- 0		3- 1		
3- 1	0- 0	0- 0		NEUTRAL	0- 1		0- 0		3- 0		
<hr/>											
8- 4	0- 0	0- 0		NON-CONFERENCE	0- 3		2- 0		6- 1		
4- 1	0- 0	0- 0		HOME	0- 0		2- 0		2- 1		
1- 2	0- 0	0- 0		AWAY	0- 2		0- 0		1- 0		
3- 1	0- 0	0- 0		NEUTRAL	0- 1		0- 0		3- 0		
<hr/>											
5- 9	0- 0	0- 3		CONFERENCE	1- 4		1- 0		3- 2		
2- 5	0- 0	0- 2		HOME	1- 2		0- 0		1- 1		
3- 4	0- 0	0- 1		AWAY	0- 2		1- 0		2- 1		
0- 0	0- 0	0- 0		NEUTRAL	0- 0		0- 0		0- 0		
<hr/>											
RPI S	Opponent	Score	RPI S	Opponent	Score	RPI S	Opponent	Score	RPI S	Opponent	Score
			35 H	UCF	0 3	56 A	Xavier	0 3	113 H	UC Irvine	3 0
			44 A	SMU	1 3	59 A	Temple	0 3	146 H	Duquesne	3 1
			44 H	SMU	1 3	59 H	Temple	1 3	147 A	Houston	3 2
						61 A	Tulsa	2 3	154 H	South Fla.	3 2
						61 H	Tulsa	3 0	155 A	Rhode Island	3 1
						70 N	Appalachian St.	1 3	175 N	Rutgers	3 1
						86 A	Louisville	0 3	178 A	UConn	3 1
						87 H	Memphis	1 3	178 H	UConn	2 3
									186 A	East Carolina	2 3
									189 A	Tulane	3 1
									244 H	Central Mich.	1 3
									285 H	Tennessee St.	3 1
									285 N	Tennessee St.	3 1
									299 H	Charleston So.	3 1
									310 N	NJIT	3 0
<hr/>											
LAST 10 GAMES											
			44 A	SMU	1 3	87 H	Memphis	1 3			
			61 A	Tulsa	2 3	35 H	UCF	0 3			
			59 H	Temple	1 3	154 H	South Fla.	3 2			
			178 H	UConn	2 3	178 A	UConn	3 1			
			186 A	East Carolina	2 3	59 A	Temple	0 3			

Non-Div. I Games:

Cincinnati

Average RPI Win:	228	WON-LOST	WINNING	LAST 10	STRENGTH OF	OPP. STRENGTH	TEAM	ADJ	CONF.	ADJ CONF.	
Average RPI Loss:	113	RECORD	PCT. RANK	GAMES	SCHEDULE	OF SCHEDULE	RPI	RPI	RPI	RPI	
DIV. I ONLY	16- 9	.64	98	9- 1	245	192	152	.50965	146	19	19
DIV. I NON-CONF.	7- 6	.53846	147	1- 0	238	177	187	.48364	185	21	21
<hr/>											
TOTALS	RPI 1-25	RPI 26-50		W-L RECORDS	RPI 51-100		RPI 101-150		RPI 150+		
16- 9	0- 0	0- 1		OVERALL	2- 3		0- 3		14- 2		
9- 2	0- 0	0- 0		HOME	1- 1		0- 1		8- 0		
5- 4	0- 0	0- 1		AWAY	1- 1		0- 1		4- 1		
2- 3	0- 0	0- 0		NEUTRAL	0- 1		0- 1		2- 1		
<hr/>											
7- 6	0- 0	0- 1		NON-CONFERENCE	0- 2		0- 2		7- 1		
4- 0	0- 0	0- 0		HOME	0- 0		0- 0		4- 0		
1- 3	0- 0	0- 1		AWAY	0- 1		0- 1		1- 0		
2- 3	0- 0	0- 0		NEUTRAL	0- 1		0- 1		2- 1		
<hr/>											
9- 3	0- 0	0- 0		CONFERENCE	2- 1		0- 1		7- 1		
5- 2	0- 0	0- 0		HOME	1- 1		0- 1		4- 0		
4- 1	0- 0	0- 0		AWAY	1- 0		0- 0		3- 1		
0- 0	0- 0	0- 0		NEUTRAL	0- 0		0- 0		0- 0		
<hr/>											
RPI S	Opponent	Score	RPI S	Opponent	Score	RPI S	Opponent	Score	RPI S	Opponent	Score
			48 A	Pittsburgh	0 3	53 N	Minnesota	0 3	113 N	UC Irvine	1 3
						56 A	Xavier	2 3	139 H	Saint Louis	2 3
						67 A	VCU	3 1	144 A	Cincinnati	1 3
						71 H	George Washington	3 2	151 H	Youngstown St.	3 2
						94 H	Dayton	1 3	155 A	Rhode Island	2 3
									155 H	Rhode Island	3 0
									160 H	Indiana St.	3 1
									213 N	IPFW	0 3
									225 H	Robert Morris	3 1
									256 N	Niagara	3 0
									258 A	La Salle	3 0
									258 H	La Salle	3 0
									265 H	George Mason	3 0
									269 A	Davidson	3 0
									278 A	Toledo	3 1
									297 A	Fordham	3 0
									297 H	Fordham	3 0
									316 N	Norfolk St.	3 0
									325 H	UMass Lowell	3 0
<hr/>											
LAST 10 GAMES											
			258 A	La Salle	3 0	258 H	La Salle	3 0			
			297 H	Fordham	3 0	225 H	Robert Morris	3 1			
			155 H	Rhode Island	3 0	67 A	VCU	3 1			
			71 H	George Washington	3 2	269 A	Davidson	3 0			
			265 H	George Mason	3 0	155 A	Rhode Island	2 3			

Non-Div. I Games:

Duquesne

Average RPI Win: 203		WON-LOST	WINNING	LAST 10	STRENGTH OF		OPP. STRENGTH	TEAM	ADJ	CONF.	ADJ CONF.
Average RPI Loss: 95		RECORD	PCT. RANK	GAMES	SCHEDULE		OF SCHEDULE	RPI	RPI	RPI	RPI
DIV. I ONLY		13- 13	.5 166	4- 6	103		141	145	.50961	147	7 7
DIV. I NON-CONF.		8- 4	.66667 88	0- 0	148		249	112	.53485	114	8 8
TOTALS		RPI 1-25	RPI 26-50	W-L RECORDS	RPI 51-100		RPI 101-150	RPI 150+			
13- 13	0- 0		0- 3	OVERALL	1- 5		1- 3	11- 2			
7- 7	0- 0		0- 1	HOME	1- 2		1- 3	5- 1			
4- 5	0- 0		0- 2	AWAY	0- 2		0- 0	4- 1			
2- 1	0- 0		0- 0	NEUTRAL	0- 1		0- 0	2- 0			
8- 4	0- 0		0- 0	NON-CONFERENCE	0- 2		1- 2	7- 0			
4- 2	0- 0		0- 0	HOME	0- 0		1- 2	3- 0			
2- 1	0- 0		0- 0	AWAY	0- 1		0- 0	2- 0			
2- 1	0- 0		0- 0	NEUTRAL	0- 1		0- 0	2- 0			
5- 9	0- 0		0- 3	CONFERENCE	1- 3		0- 1	4- 2			
3- 5	0- 0		0- 1	HOME	1- 2		0- 1	2- 1			
2- 4	0- 0		0- 2	AWAY	0- 1		0- 0	2- 1			
0- 0	0- 0		0- 0	NEUTRAL	0- 0		0- 0	0- 0			
RPI S	Opponent	Score	RPI S	Opponent	Score	RPI S	Opponent	Score	RPI S	Opponent	Score
			35 A	UCF	0 3	59 H	Temple	1 3	127 H	Texas St.	1 3
			44 A	SMU	1 3	61 A	Tulsa	2 3	140 H	La.-Lafayette	0 3
			44 H	SMU	0 3	61 H	Tulsa	1 3	144 H	Cincinnati	2 3
						74 N	Texas-Arlington	0 3	148 H	Wake Forest	3 2
						75 A	UTSA	1 3	154 A	South Fla.	3 1
						87 H	Memphis	3 1	172 A	A&M-Corpus Christi	3 2
									173 H	Sam Houston St.	3 2
									178 H	UConn	3 2
									182 H	Oral Roberts	3 1
									186 A	East Carolina	3 2
									186 H	East Carolina	2 3
									189 A	Tulane	1 3
									189 H	Tulane	3 2
									273 A	McNeese St.	3 1
									286 H	Lamar	3 0
									301 N	Tex.-Pan American	3 0
									311 N	Jackson St.	3 0
			LAST 10 GAMES								
			186 A	East Carolina	3 2	35 A	UCF	0 3			
			189 H	Tulane	3 2	178 H	UConn	3 2			
			44 H	SMU	0 3	59 H	Temple	1 3			
			61 H	Tulsa	1 3	61 A	Tulsa	2 3			
			154 A	South Fla.	3 1	44 A	SMU	1 3			

Non-Div. I Games:

Houston

Average RPI Win:		234	WON-LOST RECORD		WINNING PCT. RANK		LAST 10 GAMES		STRENGTH OF SCHEDULE		OPP. STRENGTH OF SCHEDULE		TEAM RPI		ADJ RPI		CONF. RPI		ADJ CONF. RPI	
DIV. I ONLY			16- 11		.59259 126		6- 4		169		203		142		.50821 149		23		23	
DIV. I NON-CONF.			6- 7		.46154 184		0- 0		118		91		151		.50676 149		25		26	
TOTALS		RPI 1-25		RPI 26-50		W-L RECORDS		RPI 51-100		RPI 101-150		RPI 150+								
16- 11		0- 2		0- 1		OVERALL		1- 1		1- 2		14- 5								
8- 2		0- 0		0- 1		HOME		0- 0		0- 0		8- 1								
5- 6		0- 1		0- 0		AWAY		1- 1		0- 1		4- 3								
3- 3		0- 1		0- 0		NEUTRAL		0- 0		1- 1		2- 1								
6- 7		0- 2		0- 1		NON-CONFERENCE		0- 1		1- 2		5- 1								
3- 1		0- 0		0- 1		HOME		0- 0		0- 0		3- 0								
0- 3		0- 1		0- 0		AWAY		0- 1		0- 1		0- 0								
3- 3		0- 1		0- 0		NEUTRAL		0- 0		1- 1		2- 1								
10- 4		0- 0		0- 0		CONFERENCE		1- 0		0- 0		9- 4								
5- 1		0- 0		0- 0		HOME		0- 0		0- 0		5- 1								
5- 3		0- 0		0- 0		AWAY		1- 0		0- 0		4- 3								
0- 0		0- 0		0- 0		NEUTRAL		0- 0		0- 0		0- 0								
RPI	S	Opponent		Score		RPI	S	Opponent		Score		RPI	S	Opponent		Score				
2	A	Florida St.		0	3	50	H	Michigan St.		1	3	68	A	Ole Miss		0	3			
21	N	LSU		1	3							84	A	Furman		3	2			
														115 N Central Ark.		0	3			
														122 A Northern Ky.		0	3			
														134 N Eastern Mich.		3	2			
														156 A UNC Greensboro		3	1			
														156 H UNC Greensboro		0	3			
														184 A East Tenn. St.		1	3			
														184 H East Tenn. St.		3	2			
														187 A Western Caro.		2	3			
														187 H Western Caro.		3	0			
														219 N SIUE		1	3			
														222 H Georgia St.		3	0			
														241 H UAB		3	2			
														243 A Chattanooga		3	1			
														243 H Chattanooga		3	0			
														246 H Jacksonville St.		3	0			
														281 A Mercer		2	3			
														281 H Mercer		3	0			
														286 N Lamar		3	1			
														294 A Wofford		3	0			
														311 N Jackson St.		3	0			
														317 A Citadel		3	0			
														317 H Citadel		3	0			
LAST 10 GAMES				LAST 10 GAMES				LAST 10 GAMES				LAST 10 GAMES								
184 A		East Tenn. St.		1	3	184 H		East Tenn. St.		3	2	184 H		East Tenn. St.		3	2			
187 A		Western Caro.		2	3	84 A		Furman		3	2	317 A		Citadel		3	0			
281 A		Mercer		2	3	294 A		Wofford		3	0	156 A		UNC Greensboro		3	1			
243 H		Chattanooga		3	0	516 H		UNC Greensboro		0	3									

Non-Div. I Games:

Samford

Average RPI Win:	157	WON-LOST	WINNING	LAST 10	STRENGTH OF	OPP. STRENGTH	TEAM	ADJ	CONF.	ADJ CONF.	
Average RPI Loss:	70 <th>RECORD</th> <th>PCT. RANK</th> <th>GAMES</th> <th>SCHEDULE</th> <th>OF SCHEDULE</th> <th>RPI</th> <th>RPI</th> <th>RPI</th> <th>RPI</th>	RECORD	PCT. RANK	GAMES	SCHEDULE	OF SCHEDULE	RPI	RPI	RPI	RPI	
DIV. I ONLY	8- 15	.34783	244	4- 6	54	53	155	.50767	150	6	6
DIV. I NON-CONF.	4- 6	.4	220	0- 0	135	81	182	.48681	180	6	6
<hr/>											
TOTALS	RPI 1-25	RPI 26-50		W-L RECORDS	RPI 51-100		RPI 101-150		RPI 150+		
8- 15	0- 2	1- 6		OVERALL	1- 2		3- 3		3- 2		
3- 8	0- 1	0- 4		HOME	0- 1		2- 1		1- 1		
5- 4	0- 1	1- 1		AWAY	1- 1		1- 1		2- 0		
0- 3	0- 0	0- 1		NEUTRAL	0- 0		0- 1		0- 1		
<hr/>											
4- 6	0- 0	0- 3		NON-CONFERENCE	0- 0		2- 2		2- 1		
2- 2	0- 0	0- 1		HOME	0- 0		1- 1		1- 0		
2- 1	0- 0	0- 1		AWAY	0- 0		1- 0		1- 0		
0- 3	0- 0	0- 1		NEUTRAL	0- 0		0- 1		0- 1		
<hr/>											
4- 9	0- 2	1- 3		CONFERENCE	1- 2		1- 1		1- 1		
1- 6	0- 1	0- 3		HOME	0- 1		1- 0		0- 1		
3- 3	0- 1	1- 0		AWAY	1- 1		0- 1		1- 0		
0- 0	0- 0	0- 0		NEUTRAL	0- 0		0- 0		0- 0		
<hr/>											
RPI S	Opponent	Score	RPI S	Opponent	Score	RPI S	Opponent	Score	RPI S	Opponent	Score
22 A	BYU	0 3	26 A	Long Beach St.	0 3	54 A	Pacific	0 3	104 N	Idaho St.	1 3
22 H	BYU	1 3	36 N	Oregon St.	0 3	54 H	Pacific	0 3	107 H	California	1 3
			37 H	Santa Clara	1 3	72 A	Gonzaga	3 2	129 A	Utah St.	3 1
			40 A	San Diego	3 2				132 A	San Francisco	0 3
			40 H	San Diego	1 3				132 H	San Francisco	3 1
			41 H	Loyola Marymount	0 3				141 H	UC Davis	3 1
			47 H	Utah	0 3				153 H	Pepperdine	2 3
									172 N	A&M-Corpus Christi	2 3
									195 H	Cal Poly	3 1
									231 A	Portland	3 2
									313 A	San Jose St.	3 0
<hr/>											
LAST 10 GAMES											
40 A San Diego						72 A Gonzaga					
22 A BYU						231 A Portland					
54 H Pacific						22 H BYU					
132 H San Francisco						40 H San Diego					
37 H Santa Clara						54 A Pacific					

Non-Div. I Games:

St. Mary's (CA)

Average RPI Win:	213	WON-LOST	WINNING	LAST 10	STRENGTH OF	OPP. STRENGTH	TEAM	ADJ	CONF.	ADJ CONF.					
Average RPI Loss:	117	RECORD	PCT. RANK	GAMES	SCHEDULE	OF SCHEDULE	RPI	RPI	RPI	RPI					
DIV. I ONLY	16- 12	.57143	140	6- 4	199	153	154	.50727	151	17	17				
DIV. I NON-CONF.	9- 6	.6	122	0- 0	169	168	136	.52315	130	15	15				
<hr/>															
TOTALS	RPI 1-25	RPI 26-50		W-L RECORDS	RPI 51-100		RPI 101-150		RPI 150+						
16- 12	0- 1	0- 1		OVERALL	2- 2		0- 6		14- 2						
4- 2	0- 0	0- 0		HOME	1- 0		0- 2		3- 0						
6- 8	0- 0	0- 1		AWAY	0- 2		0- 3		6- 2						
6- 2	0- 1	0- 0		NEUTRAL	1- 0		0- 1		5- 0						
<hr/>															
9- 6	0- 1	0- 1		NON-CONFERENCE	1- 1		0- 2		8- 1						
0- 0	0- 0	0- 0		HOME	0- 0		0- 0		0- 0						
3- 4	0- 0	0- 1		AWAY	0- 1		0- 1		3- 1						
6- 2	0- 1	0- 0		NEUTRAL	1- 0		0- 1		5- 0						
<hr/>															
7- 6	0- 0	0- 0		CONFERENCE	1- 1		0- 4		6- 1						
4- 2	0- 0	0- 0		HOME	1- 0		0- 2		3- 0						
3- 4	0- 0	0- 0		AWAY	0- 1		0- 2		3- 1						
0- 0	0- 0	0- 0		NEUTRAL	0- 0		0- 0		0- 0						
<hr/>															
RPI S	Opponent	Score		RPI S	Opponent	Score		RPI S	Opponent	Score					
16 N	Kansas St.	1	3	49 A	Northwestern	0	3	51 N	Virginia	3	2				
								120 A	Valparaiso	1	3				
								52 A	Michigan	0	3	120 H	Valparaiso	0	3
								100 A	Milwaukee	1	3	134 N	Eastern Mich.	0	3
								100 H	Milwaukee	3	0	136 A	Oakland	2	3
												136 H	Oakland	0	3
												146 A	Duquesne	2	3
												160 N	Indiana St.	3	1
												167 A	Kent St.	2	3
												181 A	Belmont	3	0
												183 A	Cleveland St.	3	1
				196 A	Ill.-Chicago	3	1								
				196 H	Ill.-Chicago	3	1								
				198 N	Loyola Chicago	3	1								
				223 A	Green Bay	2	3								
				223 H	Green Bay	3	2								
				225 A	Robert Morris	3	1								
				250 N	Kennesaw St.	3	0								
				266 N	Evansville	3	0								
				279 A	Wright St.	3	1								
				279 H	Wright St.	3	0								
				293 A	Saint Francis (PA)	3	1								
				325 N	UMass Lowell	3	0								
LAST 10 GAMES															
223 A Green Bay				2	3	279 A Wright St.				3	1				
100 A Milwaukee				1	3	183 A Cleveland St.				3	1				
120 H Valparaiso				0	3	100 H Milwaukee				3	0				
196 H Ill.-Chicago				3	1	223 H Green Bay				3	2				
136 A Oakland				2	3	196 A Ill.-Chicago				3	1				

Non-Div. I Games:

Youngstown St.

Average RPI Win:	228	WON-LOST	WINNING	LAST 10	STRENGTH OF	OPP. STRENGTH	TEAM	ADJ	CONF.	ADJ CONF.			
Average RPI Loss:	118	RECORD	PCT. RANK	GAMES	SCHEDULE	OF SCHEDULE	RPI	RPI	RPI	RPI			
DIV. I ONLY	13- 9	.59091	129	6- 4	198	183	150	.50216	152	18	18		
DIV. I NON-CONF.	5- 5	.5	163	0- 0	196	170	183	.48089	190	18	18		
<hr/>													
TOTALS	RPI 1-25	RPI 26-50		W-L RECORDS		RPI 51-100		RPI 101-150		RPI 150+			
13- 9	0- 0	0- 0		OVERALL		0- 5		0- 1		13- 3			
5- 2	0- 0	0- 0		HOME		0- 2		0- 0		5- 0			
4- 4	0- 0	0- 0		AWAY		0- 2		0- 0		4- 2			
4- 3	0- 0	0- 0		NEUTRAL		0- 1		0- 1		4- 1			
<hr/>													
5- 5	0- 0	0- 0		NON-CONFERENCE		0- 2		0- 1		5- 2			
0- 0	0- 0	0- 0		HOME		0- 0		0- 0		0- 0			
1- 2	0- 0	0- 0		AWAY		0- 1		0- 0		1- 1			
4- 3	0- 0	0- 0		NEUTRAL		0- 1		0- 1		4- 1			
<hr/>													
8- 4	0- 0	0- 0		CONFERENCE		0- 3		0- 0		8- 1			
5- 2	0- 0	0- 0		HOME		0- 2		0- 0		5- 0			
3- 2	0- 0	0- 0		AWAY		0- 1		0- 0		3- 1			
0- 0	0- 0	0- 0		NEUTRAL		0- 0		0- 0		0- 0			
<hr/>													
RPI	S	Opponent	Score	RPI	S	Opponent	Score	RPI	S	Opponent	Score		
				59 A Temple				2	3	131 N James Madison		2	3
				60 A Harvard				0	3	163 A Delaware		3	2
				60 H Harvard				2	3	175 A Rutgers		0	3
				77 N American				1	3	180 A Penn		3	0
				93 H Yale				0	3	180 H Penn		3	1
										193 N Charlotte		1	3
										200 H Brown		3	2
										206 N Manhattan		3	1
										215 A Dartmouth		2	3
										215 H Dartmouth		3	0
				230 A Columbia				3	1	230 H Columbia		3	1
										262 N Akron		3	2
										265 N George Mason		3	2
										276 N Holy Cross		3	1
										280 A Cornell		3	0
										280 H Cornell		3	0
<hr/>													
				LAST 10 GAMES									
215 H Dartmouth				3	0	60 A Harvard				0	3		
60 H Harvard				2	3	215 A Dartmouth				2	3		
280 A Cornell				3	0	93 H Yale				0	3		
230 A Columbia				3	1	200 H Brown				3	2		
180 H Penn				3	1	230 H Columbia				3	1		

Non-Div. I Games:

Princeton

Average RPI Win: 204		WON-LOST	WINNING	LAST 10	STRENGTH OF		OPP. STRENGTH	TEAM	ADJ	CONF.	ADJ CONF.
Average RPI Loss: 66		RECORD	PCT. RANK	GAMES	SCHEDULE		OF SCHEDULE	RPI	RPI	RPI	RPI
DIV. I ONLY		9- 16	.36	236	3- 7		64	85	161	.50213	153
DIV. I NON-CONF.		5- 7	.41667	213	0- 0		133	130	180	.48819	178
TOTALS		RPI 1-25	RPI 26-50		W-L RECORDS		RPI 51-100		RPI 101-150		RPI 150+
9- 16	0- 3	0- 6		OVERALL		1- 3		2- 3		6- 1	
4- 5	0- 1	0- 2		HOME		1- 0		0- 1		3- 1	
2- 8	0- 1	0- 4		AWAY		0- 2		1- 1		1- 0	
3- 3	0- 1	0- 0		NEUTRAL		0- 1		1- 1		2- 0	
5- 7	0- 1	0- 2		NON-CONFERENCE		0- 1		1- 2		4- 1	
2- 1	0- 0	0- 0		HOME		0- 0		0- 0		2- 1	
0- 3	0- 0	0- 2		AWAY		0- 0		0- 1		0- 0	
3- 3	0- 1	0- 0		NEUTRAL		0- 1		1- 1		2- 0	
4- 9	0- 2	0- 4		CONFERENCE		1- 2		1- 1		2- 0	
2- 4	0- 1	0- 2		HOME		1- 0		0- 1		1- 0	
2- 5	0- 1	0- 2		AWAY		0- 2		1- 0		1- 0	
0- 0	0- 0	0- 0		NEUTRAL		0- 0		0- 0		0- 0	
RPI S	Opponent	Score	RPI S	Opponent	Score	RPI S	Opponent	Score	RPI S	Opponent	Score
12 N	Colorado St.	0 3	31 A	Creighton	1 3	54 A	Pacific	0 3	113 A	UC Irvine	2 3
22 A	BYU	1 3	32 A	Arizona St.	0 3	72 A	Gonzaga	1 3	129 N	Utah St.	3 2
22 H	BYU	0 3	37 H	Santa Clara	1 3	72 H	Gonzaga	3 0	132 H	San Francisco	1 3
			40 A	San Diego	0 3	85 N	Wichita St.	1 3	145 N	Idaho	1 3
			41 A	Loyola Marymount	0 3				150 A	St. Mary's (CA)	3 2
			41 H	Loyola Marymount	0 3				182 H	Oral Roberts	1 3
									211 H	South Ala.	3 0
									231 A	Portland	3 1
									231 H	Portland	3 0
									239 N	Bowling Green	3 0
									248 H	Nevada	3 2
									327 N	N.C. Central	3 0
LAST 10 GAMES											
			41 A	Loyola Marymount	0 3	132 H	San Francisco	1 3			
			72 H	Gonzaga	3 0	37 H	Santa Clara	1 3			
			231 H	Portland	3 0	41 H	Loyola Marymount	0 3			
			22 A	BYU	1 3	231 A	Portland	3 1			
			40 A	San Diego	0 3	72 A	Gonzaga	1 3			

Non-Div. I Games:

Pepperdine

Average RPI Win:		190	WON-LOST RECORD		WINNING PCT. RANK		LAST 10 GAMES		STRENGTH OF SCHEDULE		OPP. STRENGTH OF SCHEDULE		TEAM RPI		ADJ RPI		CONF. RPI		ADJ CONF. RPI				
Average RPI Loss:		91																					
DIV. I ONLY			11- 15		.42308 213		3- 7		90		103		157		.50027 154		7		7				
DIV. I NON-CONF.			6- 6		.5 163		0- 0		176		121		170		.49406 169		8		8				
TOTALS		RPI 1-25		RPI 26-50		W-L RECORDS		RPI 51-100		RPI 101-150		RPI 150+											
11- 15		0- 1		0- 6		OVERALL		1- 3		1- 2		9- 3											
5- 4		0- 0		0- 1		HOME		0- 1		0- 1		5- 1											
3- 8		0- 0		0- 4		AWAY		1- 2		1- 1		1- 1											
3- 3		0- 1		0- 1		NEUTRAL		0- 0		0- 0		3- 1											
6- 6		0- 1		0- 3		NON-CONFERENCE		0- 0		1- 0		5- 2											
2- 1		0- 0		0- 0		HOME		0- 0		0- 0		2- 1											
1- 2		0- 0		0- 2		AWAY		0- 0		1- 0		0- 0											
3- 3		0- 1		0- 1		NEUTRAL		0- 0		0- 0		3- 1											
5- 9		0- 0		0- 3		CONFERENCE		1- 3		0- 2		4- 1											
3- 3		0- 0		0- 1		HOME		0- 1		0- 1		3- 0											
2- 6		0- 0		0- 2		AWAY		1- 2		0- 1		1- 1											
0- 0		0- 0		0- 0		NEUTRAL		0- 0		0- 0		0- 0											
RPI	S	Opponent		Score		RPI	S	Opponent		Score		RPI	S	Opponent		Score		RPI	S	Opponent		Score	
21	N	LSU		1	3	35	A	UCF		2	3	59	A	Temple		0	3	110	A	Auburn		3	2
						35	H	UCF		1	3	59	H	Temple		0	3	144	A	Cincinnati		2	3
						40	N	San Diego		0	3	61	A	Tulsa		3	1	147	H	Houston		1	3
						44	A	SMU		0	3	87	A	Memphis		0	3	163	N	Delaware		3	2
						46	A	Purdue		0	3							166	N	Winthrop		2	3
						48	A	Pittsburgh		1	3							177	H	Buffalo		3	2
																		178	A	UConn		3	1
																		178	H	UConn		3	1
																		186	A	East Carolina		1	3
																		186	H	East Carolina		3	1
																		189	H	Tulane		3	0
																		236	N	Troy		3	1
																		251	H	FIU		1	3
																		283	N	Sacred Heart		3	0
																		332	H	South Carolina St.		3	0
						LAST 10 GAMES																	
						178	A	UConn		3	1	189	H	Tulane		3	0						
						59	A	Temple		0	3	87	A	Memphis		0	3						
						186	H	East Carolina		3	1	144	A	Cincinnati		2	3						
						35	A	UCF		2	3	186	A	East Carolina		1	3						
						147	H	Houston		1	3	35	H	UCF		1	3						

Non-Div. I Games:

South Fla.

Average RPI Win: 237		WON-LOST	WINNING	LAST 10	STRENGTH OF		OPP. STRENGTH	TEAM	ADJ	CONF.	ADJ CONF.
Average RPI Loss: 143		RECORD	PCT. RANK	GAMES	SCHEDULE		OF SCHEDULE	RPI	RPI	RPI	RPI
DIV. I ONLY		17- 8	.68	73	7- 3		281	220	156	.49924	155
DIV. I NON-CONF.		9- 4	.69231	85	0- 0		289	242	162	.49336	170
TOTALS		RPI 1-25	RPI 26-50		W-L RECORDS		RPI 51-100		RPI 101-150		RPI 150+
17- 8	0- 0	0- 0		OVERALL		1- 2		1- 4		15- 2	
7- 1	0- 0	0- 0		HOME		1- 0		1- 1		5- 0	
6- 5	0- 0	0- 0		AWAY		0- 2		0- 2		6- 1	
4- 2	0- 0	0- 0		NEUTRAL		0- 0		0- 1		4- 1	
9- 4	0- 0	0- 0		NON-CONFERENCE		0- 0		0- 2		9- 2	
2- 1	0- 0	0- 0		HOME		0- 0		0- 1		2- 0	
3- 1	0- 0	0- 0		AWAY		0- 0		0- 0		3- 1	
4- 2	0- 0	0- 0		NEUTRAL		0- 0		0- 1		4- 1	
8- 4	0- 0	0- 0		CONFERENCE		1- 2		1- 2		6- 0	
5- 0	0- 0	0- 0		HOME		1- 0		1- 0		3- 0	
3- 4	0- 0	0- 0		AWAY		0- 2		0- 2		3- 0	
0- 0	0- 0	0- 0		NEUTRAL		0- 0		0- 0		0- 0	
RPI S	Opponent	Score	RPI S	Opponent	Score	RPI S	Opponent	Score	RPI S	Opponent	Score
						67 H	VCU	3 2	121 N	New Mexico St.	0 3
						71 A	George Washington	2 3	139 A	Saint Louis	1 3
						94 A	Dayton	0 3	144 H	Cincinnati	1 3
									146 A	Duquesne	0 3
									146 H	Duquesne	3 2
									163 A	Delaware	3 0
									175 H	Rutgers	3 0
									190 A	Northeastern	3 1
									198 N	Loyola Chicago	3 0
									200 N	Brown	1 3
									229 A	New Hampshire	2 3
									258 A	La Salle	3 0
									258 H	La Salle	3 0
									263 N	Hartford	3 0
									265 A	George Mason	3 1
									269 H	Davidson	3 0
									275 N	Albany (NY)	3 2
									283 A	Sacred Heart	3 0
									297 A	Fordham	3 0
									297 H	Fordham	3 0
									307 N	Iona	3 0
									310 H	NJIT	3 0
LAST 10 GAMES											
						297 H	Fordham	3 0	94 A	Dayton	0 3
						258 A	La Salle	3 0	139 A	Saint Louis	1 3
						146 A	Duquesne	0 3	297 A	Fordham	3 0
						269 H	Davidson	3 0	146 H	Duquesne	3 2
						67 H	VCU	3 2	258 H	La Salle	3 0

Non-Div. I Games:

Rhode Island

Average RPI Win: 260		WON-LOST RECORD		WINNING PCT. RANK		LAST 10 GAMES		STRENGTH OF SCHEDULE		OPP. STRENGTH OF SCHEDULE		TEAM RPI		ADJ RPI		CONF. RPI		ADJ CONF. RPI	
DIV. I ONLY		18- 10		.64286 97		8- 2		220		276		151		.49858 156		23		23	
DIV. I NON-CONF.		8- 5		.61538 117		0- 0		256		288		181		.48169 189		25		26	
TOTALS		RPI 1-25		RPI 26-50		W-L RECORDS		RPI 51-100		RPI 101-150		RPI 150+							
18- 10		0- 0		0- 1		OVERALL		0- 2		1- 3		17- 4							
9- 3		0- 0		0- 0		HOME		0- 1		0- 1		9- 1							
5- 6		0- 0		0- 1		AWAY		0- 1		1- 1		4- 3							
4- 1		0- 0		0- 0		NEUTRAL		0- 0		0- 1		4- 0							
8- 5		0- 0		0- 1		NON-CONFERENCE		0- 0		0- 2		8- 2							
4- 0		0- 0		0- 0		HOME		0- 0		0- 0		4- 0							
0- 4		0- 0		0- 1		AWAY		0- 0		0- 1		0- 2							
4- 1		0- 0		0- 0		NEUTRAL		0- 0		0- 1		4- 0							
10- 5		0- 0		0- 0		CONFERENCE		0- 2		1- 1		9- 2							
5- 3		0- 0		0- 0		HOME		0- 1		0- 1		5- 1							
5- 2		0- 0		0- 0		AWAY		0- 1		1- 0		4- 1							
0- 0		0- 0		0- 0		NEUTRAL		0- 0		0- 0		0- 0							
RPI	S	Opponent	Score	RPI	S	Opponent	Score	RPI	S	Opponent	Score	RPI	S	Opponent	Score				
				34	A	Miami (FL)	0 3	84	A	Furman	1 3	108	N	Missouri	1 3				
								84	H	Furman	0 3	135	A	Liberty	2 3				
												149	A	Samford	3 0				
												149	H	Samford	1 3				
												169	N	Howard	3 1				
												184	A	East Tenn. St.	1 3				
												184	H	East Tenn. St.	3 0				
												187	A	Western Caro.	3 0				
												187	H	Western Caro.	2 3				
												192	A	High Point	0 3				
												193	A	Charlotte	0 3				
												243	A	Chattanooga	3 0				
												243	H	Chattanooga	3 1				
												261	N	USC Upstate	3 2				
												271	N	Morgan St.	3 1				
												272	H	Elon	3 0				
												281	A	Mercer	3 1				
												281	H	Mercer	3 0				
												284	N	Sacramento St.	3 0				
												294	A	Wofford	3 1				
												294	H	Wofford	3 2				
												304	H	UMES	3 0				
												317	H	Citadel	3 0				
												318	H	Alabama A&M	3 0				
												329	H	N.C. A&T	3 0				
	</																		

Non-Div. I Games:

UNC Greensboro

[illegible]

Non-Div. I Games:

Villanova

M
a
r
i
s
t

Loss, Non-Conf,S Site, H Home, A Away, N Neutral Page 160

Average RPI Win: 251		WON-LOST	WINNING	LAST 10	STRENGTH OF		OPP. STRENGTH	TEAM	ADJ	CONF.	ADJ CONF.
Average RPI Loss: 115		RECORD	PCT. RANK	GAMES	SCHEDULE		OF SCHEDULE	RPI	RPI	RPI	RPI
DIV. I ONLY		20- 11	.64516	96	255		239	158	.49743	159	15
DIV. I NON-CONF.		11- 6	.64706	104	290		292	192	.47867	194	13
TOTALS		RPI 1-25	RPI 26-50		W-L RECORDS		RPI 51-100		RPI 101-150		RPI 150+
20- 11	0- 0	0- 2		OVERALL		0- 3		2- 4		18- 2	
9- 2	0- 0	0- 1		HOME		0- 1		2- 0		7- 0	
6- 6	0- 0	0- 0		AWAY		0- 1		0- 3		6- 2	
5- 3	0- 0	0- 1		NEUTRAL		0- 1		0- 1		5- 0	
11- 6	0- 0	0- 1		NON-CONFERENCE		0- 1		0- 3		11- 1	
3- 0	0- 0	0- 0		HOME		0- 0		0- 0		3- 0	
3- 3	0- 0	0- 0		AWAY		0- 0		0- 2		3- 1	
5- 3	0- 0	0- 1		NEUTRAL		0- 1		0- 1		5- 0	
9- 5	0- 0	0- 1		CONFERENCE		0- 2		2- 1		7- 1	
6- 2	0- 0	0- 1		HOME		0- 1		2- 0		4- 0	
3- 3	0- 0	0- 0		AWAY		0- 1		0- 1		3- 1	
0- 0	0- 0	0- 0		NEUTRAL		0- 0		0- 0		0- 0	
RPI S	Opponent	Score	RPI S	Opponent	Score	RPI S	Opponent	Score	RPI S	Opponent	Score
			28 N	Alabama	0 3	75 A	UTSA	0 3	123 N	Georgia	1 3
			42 H	Western Ky.	1 3	76 H	Rice	0 3	124 H	North Texas	3 1
						88 N	Towson	0 3	125 A	Georgia Tech	0 3
									130 A	Fla. Atlantic	0 3
									130 H	Fla. Atlantic	3 0
									140 A	La.-Lafayette	1 3
									161 H	Marshall	3 1
									193 H	Charlotte	3 1
									202 A	UTEP	3 1
									204 A	Middle Tenn.	1 3
									235 N	Southeast Mo. St.	3 2
									236 A	Troy	0 3
									241 H	UAB	3 1
									247 N	Northwestern St.	3 1
									251 A	FIU	3 2
									259 A	Southeastern La.	3 1
									267 A	Louisiana Tech	3 0
									267 H	Louisiana Tech	3 0
									277 A	Alabama St.	3 0
									289 H	Nicholls St.	3 1
									289 N	Nicholls St.	3 0
									312 N	Southern U.	3 0
									318 H	Alabama A&M	3 0
									318 N	Alabama A&M	3 0
									319 H	Ark.-Pine Bluff	3 0
									320 A	New Orleans	3 0
LAST 10 GAMES			130 H	Fla. Atlantic	3 0	241 H	UAB	3 1	318 H	Alabama A&M	3 0
			42 H	Western Ky.	1 3	251 A	FIU	3 2	318 N	Alabama A&M	3 0
			75 A	UTSA	0 3	130 A	Fla. Atlantic	0 3	319 H	Ark.-Pine Bluff	3 0
			202 A	UTEP	3 1	161 H	Marshall	3 1	320 A	New Orleans	3 0
			267 H	Louisiana Tech	3 0	124 H	North Texas	3 1			

Non-Div. I Games:

Southern Miss.

Average RPI Win:	236	WON-LOST	WINNING	LAST 10	STRENGTH OF	OPP. STRENGTH	TEAM	ADJ	CONF.	ADJ CONF.	
Average RPI Loss:	115	RECORD	PCT. RANK	GAMES	SCHEDULE	OF SCHEDULE	RPI	RPI	RPI	RPI	
DIV. I ONLY	17- 9	.65385	88	7- 3	279	223	164	.49681	160	14	12
DIV. I NON-CONF.	8- 4	.66667	88	0- 1	295	310	194	.47888	192	10	10
<hr/>											
TOTALS	RPI 1-25	RPI 26-50		W-L RECORDS	RPI 51-100		RPI 101-150		RPI 150+		
17- 9	0- 0	0- 2		OVERALL	1- 2		1- 3		15- 2		
10- 1	0- 0	0- 1		HOME	1- 0		1- 0		8- 0		
5- 7	0- 0	0- 1		AWAY	0- 2		0- 3		5- 1		
2- 1	0- 0	0- 0		NEUTRAL	0- 0		0- 0		2- 1		
<hr/>											
8- 4	0- 0	0- 0		NON-CONFERENCE	0- 0		0- 2		8- 2		
4- 0	0- 0	0- 0		HOME	0- 0		0- 0		4- 0		
2- 3	0- 0	0- 0		AWAY	0- 0		0- 2		2- 1		
2- 1	0- 0	0- 0		NEUTRAL	0- 0		0- 0		2- 1		
<hr/>											
9- 5	0- 0	0- 2		CONFERENCE	1- 2		1- 1		7- 0		
6- 1	0- 0	0- 1		HOME	1- 0		1- 0		4- 0		
3- 4	0- 0	0- 1		AWAY	0- 2		0- 1		3- 0		
0- 0	0- 0	0- 0		NEUTRAL	0- 0		0- 0		0- 0		
<hr/>											
RPI S	Opponent	Score	RPI S	Opponent	Score	RPI S	Opponent	Score	RPI S	Opponent	Score
			45 A Illinois St.	0	3	73 H UNI	3	1	118 A Southern Ill.	1	3
			45 H Illinois St.	0	3	83 A Missouri St.	2	3	118 H Southern Ill.	3	2
						85 A Wichita St.	0	3	139 A Saint Louis	1	3
						146 A Duquesne	1	3			
						151 N Youngstown St.	1	3			
						165 A IUPUI	3	2			
						198 A Loyola Chicago	3	0			
						198 H Loyola Chicago	3	0			
						207 H Drake	3	1			
						217 N Southern Utah	3	1			
219 A SIUE	1	3									
225 A Robert Morris	3	1									
262 H Akron	3	0									
266 A Evansville	3	0									
266 H Evansville	3	1									
279 H Wright St.	3	0									
282 A Bradley	3	0									
282 H Bradley	3	1									
319 N Ark.-Pine Bluff	3	0									
322 H Chicago St.	3	1									
329 H N.C. A&T	3	1									
<hr/>											
			LAST 10 GAMES								
			198 H Loyola Chicago	3	0	73 H UNI	3	1			
			282 H Bradley	3	1	207 H Drake	3	1			
			45 A Illinois St.	0	3	139 A Saint Louis	1	3			
			266 A Evansville	3	0	282 A Bradley	3	0			
			118 A Southern Ill.	1	3	198 A Loyola Chicago	3	0			

Non-Div. I Games:

Indiana St.

Average RPI Win:		208	WON-LOST RECORD		WINNING PCT. RANK		LAST 10 GAMES		STRENGTH OF SCHEDULE		OPP. STRENGTH OF SCHEDULE		TEAM RPI		ADJ RPI		CONF. RPI		ADJ CONF. RPI	
Average RPI Loss:		103	14- 15		.48276 180		5- 5		162		111		163		.49619 161		15		15	
DIV. I ONLY			14- 15		.48276 180		5- 5		162		111		163		.49619 161		15		15	
DIV. I NON-CONF.			6- 9		.4 220		0- 0		139		75		186		.48465 184		13		13	
TOTALS		RPI 1-25		RPI 26-50		W-L RECORDS		RPI 51-100		RPI 101-150		RPI 150+								
14- 15		0- 1		0- 2		OVERALL		1- 4		1- 5		12- 3								
8- 5		0- 0		0- 1		HOME		1- 2		1- 1		6- 1								
4- 6		0- 0		0- 1		AWAY		0- 1		0- 2		4- 2								
2- 4		0- 1		0- 0		NEUTRAL		0- 1		0- 2		2- 0								
6- 9		0- 1		0- 0		NON-CONFERENCE		1- 3		0- 4		5- 1								
3- 2		0- 0		0- 0		HOME		1- 1		0- 1		2- 0								
1- 3		0- 0		0- 0		AWAY		0- 1		0- 1		1- 1								
2- 4		0- 1		0- 0		NEUTRAL		0- 1		0- 2		2- 0								
8- 6		0- 0		0- 2		CONFERENCE		0- 1		1- 1		7- 2								
5- 3		0- 0		0- 1		HOME		0- 1		1- 0		4- 1								
3- 3		0- 0		0- 1		AWAY		0- 0		0- 1		3- 1								
0- 0		0- 0		0- 0		NEUTRAL		0- 0		0- 0		0- 0								
RPI	S	Opponent		Score		RPI	S	Opponent		Score		RPI	S	Opponent		Score				
16	N	Kansas St.		1	3	42	A	Western Ky.		0	3	51	H	Virginia		0	3			
						42	H	Western Ky.		0	3	62	A	Virginia Tech		0	3			
												75	H	UTSA		1	3			
												80	N	Butler		0	3			
												90	H	West Virginia		3	0			
												101	N	Radford		0	3			
												114	N	UNCW		0	3			
												118	A	Southern Ill.		1	3			
												124	A	North Texas		2	3			
												130	H	Fla. Atlantic		3	2			
												134	H	Eastern Mich.		2	3			
												159	A	Southern Miss.		1	3			
												188	A	Eastern Ky.		1	3			
												193	A	Charlotte		3	2			
												193	H	Charlotte		3	2			
												196	H	Ill.-Chicago		3	0			
												202	H	UTEP		3	1			
												204	A	Middle Tenn.		3	1			
												204	H	Middle Tenn.		3	2			
												213	N	IPFW		3	2			
												223	N	Green Bay		3	1			
												241	H	UAB		1	3			
												244	A	Central Mich.		3	1			
												251	H	FIU		3	0			
												267	A	Louisiana Tech		3	0			
												303	H	Morehead St.		3	0			
LAST 10 GAMES																				
						42	H	Western Ky.		0	3	75	H	UTSA		1	3			
						130	H	Fla. Atlantic		3	2	193	H	Charlotte		3	2			
						204	A	Middle Tenn.		3	1	241	H	UAB		1	3			
						267	A	Louisiana Tech		3	0	159	A	Southern Miss.		1	3			
						202	H	UTEP		3	1	42	A	Western Ky.		0	3			

Non-Div. I Games:

Marshall

Average RPI Win:	200	WON-LOST RECORD	WINNING PCT. RANK	LAST 10 GAMES	STRENGTH OF SCHEDULE	OPP. STRENGTH OF SCHEDULE	TEAM RPI	ADJ RPI	CONF. RPI	ADJ CONF. RPI	
DIV. I ONLY	13- 15	.46429	188	6- 4	97	213	159	.49566	162	21	20
DIV. I NON-CONF.	6- 8	.42857	209	1- 0	37	197	120	.53428	116	20	20
<hr/>											
TOTALS	RPI 1-25	RPI 26-50		W-L RECORDS		RPI 51-100		RPI 101-150		RPI 150+	
13- 15	0- 0	0- 0		OVERALL		2- 5		3- 5		8- 5	
6- 1	0- 0	0- 0		HOME		2- 0		1- 0		3- 1	
4- 9	0- 0	0- 0		AWAY		0- 4		1- 1		3- 4	
3- 5	0- 0	0- 0		NEUTRAL		0- 1		1- 4		2- 0	
<hr/>											
6- 8	0- 0	0- 0		NON-CONFERENCE		0- 3		3- 5		3- 0	
1- 0	0- 0	0- 0		HOME		0- 0		1- 0		0- 0	
2- 3	0- 0	0- 0		AWAY		0- 2		1- 1		1- 0	
3- 5	0- 0	0- 0		NEUTRAL		0- 1		1- 4		2- 0	
<hr/>											
7- 7	0- 0	0- 0		CONFERENCE		2- 2		0- 0		5- 5	
5- 1	0- 0	0- 0		HOME		2- 0		0- 0		3- 1	
2- 6	0- 0	0- 0		AWAY		0- 2		0- 0		2- 4	
0- 0	0- 0	0- 0		NEUTRAL		0- 0		0- 0		0- 0	
<hr/>											
RPI S	Opponent	Score	RPI S	Opponent	Score	RPI S	Opponent	Score	RPI S	Opponent	Score
						78 A	South Dakota	1 3	101 N	Radford	0 3
						78 H	South Dakota	3 1	107 N	California	0 3
						88 A	Towson	0 3	120 A	Valparaiso	3 2
						97 N	UMKC	2 3	121 A	New Mexico St.	1 3
						98 A	Denver	2 3	126 N	Miami (OH)	0 3
						98 H	Denver	3 1	126 N	Miami (OH)	3 1
						100 A	Milwaukee	0 3	128 H	North Dakota	3 1
									142 N	St. John's (NY)	0 3
									165 A	IUPUI	0 3
									165 H	IUPUI	0 3
									167 N	Kent St.	3 2
									182 A	Oral Roberts	1 3
									213 A	IPFW	1 3
									225 N	Robert Morris	3 2
									238 A	Omaha	1 3
									238 H	Omaha	3 1
									274 A	Western Ill.	3 1
									274 H	Western Ill.	3 1
									282 A	Bradley	3 1
									295 A	South Dakota St.	3 2
			295 H	South Dakota St.	3 0						
<hr/>											
			LAST 10 GAMES								
			165 A IUPUI 0 3			238 H Omaha 3 1					
			274 A Western Ill. 3 1			120 A Valparaiso 3 2					
			78 H South Dakota 3 1			213 A IPFW 1 3					
			98 H Denver 3 1			182 A Oral Roberts 1 3					
			295 H South Dakota St. 3 0			98 A Denver 2 3					

Non-Div. I Games:

North Dakota St.

Average RPI Win:	210	WON-LOST	WINNING	LAST 10	STRENGTH OF	OPP. STRENGTH	TEAM	ADJ	CONF.	ADJ CONF.	
Average RPI Loss:	128	RECORD	PCT. RANK	GAMES	SCHEDULE	OF SCHEDULE	RPI	RPI	RPI	RPI	
DIV. I ONLY	14- 15	.48276	180	6- 4	124	174	160	.49548	163	13	13
DIV. I NON-CONF.	7- 8	.46667	180	0- 0	205	182	207	.46691	209	17	17
<hr/>											
TOTALS	RPI 1-25	RPI 26-50		W-L RECORDS	RPI 51-100		RPI 101-150		RPI 150+		
14- 15	0- 0	0- 2		OVERALL	1- 2		2- 5		11- 6		
8- 7	0- 0	0- 0		HOME	0- 1		1- 2		7- 4		
5- 5	0- 0	0- 1		AWAY	1- 1		1- 3		3- 0		
1- 3	0- 0	0- 1		NEUTRAL	0- 0		0- 0		1- 2		
<hr/>											
7- 8	0- 0	0- 2		NON-CONFERENCE	1- 0		0- 0		6- 6		
5- 4	0- 0	0- 0		HOME	0- 0		0- 0		5- 4		
1- 1	0- 0	0- 1		AWAY	1- 0		0- 0		0- 0		
1- 3	0- 0	0- 1		NEUTRAL	0- 0		0- 0		1- 2		
<hr/>											
7- 7	0- 0	0- 0		CONFERENCE	0- 2		2- 5		5- 0		
3- 3	0- 0	0- 0		HOME	0- 1		1- 2		2- 0		
4- 4	0- 0	0- 0		AWAY	0- 1		1- 3		3- 0		
0- 0	0- 0	0- 0		NEUTRAL	0- 0		0- 0		0- 0		
<hr/>											
RPI S	Opponent	Score	RPI S	Opponent	Score	RPI S	Opponent	Score	RPI S	Opponent	Score
37 N	Santa Clara	0 3	60 A	Harvard	3 0	103 A	Hofstra	1 3	103 H	Hofstra	1 3
48 A	Pittsburgh	0 3	88 A	Towson	0 3	109 A	Col. of Charleston	0 3	109 H	Col. of Charleston	2 3
									114 A	UNCW	3 0
									131 A	James Madison	2 3
									131 H	James Madison	3 2
									152 H	Princeton	2 3
									154 N	South Fla.	2 3
									155 H	Rhode Island	0 3
									157 H	Villanova	1 3
									180 H	Penn	3 0
									190 A	Northeastern	3 1
									190 H	Northeastern	3 0
									198 H	Loyola Chicago	2 3
									206 H	Manhattan	3 1
									234 A	William & Mary	3 0
									234 H	William & Mary	3 0
									265 H	George Mason	3 0
									270 N	Central Conn. St.	3 1
									272 A	Elon	3 0
									275 H	Albany (NY)	3 1
									283 N	Sacred Heart	0 3
									321 H	Delaware St.	3 0
<hr/>											
LAST 10 GAMES											
234 A	William & Mary	3 0	88 H	Towson	0 3	275 H	Albany (NY)	3 1	283 N	Sacred Heart	0 3
131 A	James Madison	2 3	272 A	Elon	3 0	321 H	Delaware St.	3 0			
190 H	Northeastern	3 0	114 A	UNCW	3 0						
109 H	Col. of Charleston	2 3	131 H	James Madison	3 2						
103 H	Hofstra	1 3	234 H	William & Mary	3 0						

Non-Div. I Games:

Delaware

Non-Div. I Games:

Seattle

Average RPI Win: 218		WON-LOST RECORD		WINNING PCT. RANK		LAST 10 GAMES		STRENGTH OF SCHEDULE		OPP. STRENGTH OF SCHEDULE		TEAM RPI		ADJ RPI		CONF. RPI		ADJ CONF. RPI	
DIV. I ONLY		17- 11		.60714 117		9- 1		266		140		162		.49377 165		21		20	
DIV. I NON-CONF.		6- 9		.4 220		0- 0		234		94		235		.45121 227		20		20	
TOTALS		RPI 1-25		RPI 26-50		W-L RECORDS		RPI 51-100		RPI 101-150		RPI 150+							
17- 11		0- 2		0- 0		OVERALL		1- 3		1- 2		15- 4							
7- 2		0- 0		0- 0		HOME		1- 1		1- 0		5- 1							
6- 5		0- 0		0- 0		AWAY		0- 1		0- 2		6- 2							
4- 4		0- 2		0- 0		NEUTRAL		0- 1		0- 0		4- 1							
6- 9		0- 2		0- 0		NON-CONFERENCE		0- 2		1- 2		5- 3							
1- 1		0- 0		0- 0		HOME		0- 0		1- 0		0- 1							
1- 4		0- 0		0- 0		AWAY		0- 1		0- 2		1- 1							
4- 4		0- 2		0- 0		NEUTRAL		0- 1		0- 0		4- 1							
11- 2		0- 0		0- 0		CONFERENCE		1- 1		0- 0		10- 1							
6- 1		0- 0		0- 0		HOME		1- 1		0- 0		5- 0							
5- 1		0- 0		0- 0		AWAY		0- 0		0- 0		5- 1							
0- 0		0- 0		0- 0		NEUTRAL		0- 0		0- 0		0- 0							
RPI S	Opponent	Score		RPI S	Opponent	Score		RPI S	Opponent	Score		RPI S	Opponent	Score					
22 N	BYU	0	3					78 H	South Dakota	2	3	105 H	Indiana	3	1				
25 N	Ohio St.	0	3					90 A	West Virginia	0	3	120 A	Valparaiso	2	3				
								98 H	Denver	3	0	126 A	Miami (OH)	1	3				
								99 N	Washington St.	0	3	160 H	Indiana St.	2	3				
												162 A	North Dakota St.	3	0				
												162 H	North Dakota St.	3	0				
												168 N	Western Mich.	1	3				
												174 A	Notre Dame	3	0				
												182 A	Oral Roberts	2	3				
												182 H	Oral Roberts	3	1				
												213 A	IPFW	3	1				
												213 H	IPFW	3	1				
												238 A	Omaha	3	2				
												238 H	Omaha	3	0				
												241 N	UAB	3	1				
												244 N	Central Mich.	3	1				
												266 A	Evansville	0	3				
												274 A	Western Ill.	3	0				
												278 N	Toledo	3	0				
												295 A	South Dakota St.	3	0				
												295 H	South Dakota St.	3	0				
												298 N	DePaul	3	0				
LAST 10 GAMES				LAST 10 GAMES				LAST 10 GAMES				LAST 10 GAMES							
				162 H	North Dakota St.	3	0	98 H	Denver	3	0								
				238 H	Omaha	3	0	274 A	Western Ill.	3	0								
				295 A	South Dakota St.	3	0	213 A	IPFW	3	1								
				182 H	Oral Roberts	3	1	295 H	South Dakota St.	3	0								
				213 H	IPFW	3	1	182 A	Oral Roberts	2	3								

Non-Div. I Games:

IUPUI

Average RPI Win:	208	WON-LOST RECORD	WINNING PCT. RANK	LAST 10 GAMES	STRENGTH OF SCHEDULE	OPP. STRENGTH OF SCHEDULE	TEAM RPI	ADJ RPI	CONF. RPI	ADJ CONF. RPI	
DIV. I ONLY		18- 11	.62069 108	6- 4	242	171	153	.49309 166	20	21	
DIV. I NON-CONF.		10- 6	.625 115	0- 0	267	97	158	.49563 166	22	22	
<hr/>											
TOTALS	RPI 1-25	RPI 26-50		W-L RECORDS		RPI 51-100		RPI 101-150		RPI 150+	
18- 11	0- 0	0- 0		OVERALL		3- 2		1- 4		14- 5	
8- 4	0- 0	0- 0		HOME		2- 2		0- 0		6- 2	
5- 5	0- 0	0- 0		AWAY		1- 0		1- 3		3- 2	
5- 2	0- 0	0- 0		NEUTRAL		0- 0		0- 1		5- 1	
10- 6	0- 0	0- 0		NON-CONFERENCE		1- 2		1- 2		8- 2	
3- 2	0- 0	0- 0		HOME		1- 2		0- 0		2- 0	
2- 2	0- 0	0- 0		AWAY		0- 0		1- 1		1- 1	
5- 2	0- 0	0- 0		NEUTRAL		0- 0		0- 1		5- 1	
8- 5	0- 0	0- 0		CONFERENCE		2- 0		0- 2		6- 3	
5- 2	0- 0	0- 0		HOME		1- 0		0- 0		4- 2	
3- 3	0- 0	0- 0		AWAY		1- 0		0- 2		2- 1	
0- 0	0- 0	0- 0		NEUTRAL		0- 0		0- 0		0- 0	
RPI S	Opponent	Score	RPI S	Opponent	Score	RPI S	Opponent	Score	RPI S	Opponent	Score
						84 H	Furman	3 2	101 A	Radford	0 3
						89 H	South Carolina	0 3	107 N	California	1 3
						92 A	Coastal Caro.	3 1	110 A	Auburn	2 3
						92 H	Coastal Caro.	3 1	135 A	Liberty	0 3
						96 H	Clemson	1 3	148 A	Wake Forest	3 1
									154 N	South Fla.	3 2
									175 N	Rutgers	3 0
									185 H	Presbyterian	2 3
									187 N	Western Caro.	3 0
									192 H	High Point	0 3
									193 A	Charlotte	3 2
									212 H	Campbell	3 1
									214 A	Air Force	0 3
									219 N	SIUE	1 3
									236 N	Troy	3 1
									242 A	Gardner-Webb	3 0
									242 H	Gardner-Webb	3 1
									261 H	USC Upstate	3 0
									269 H	Davidson	3 0
									272 N	Elon	3 0
									291 A	UNC Asheville	2 3
									291 H	UNC Asheville	3 1
									299 A	Charleston So.	3 1
									299 H	Charleston So.	3 0
					</						

Non-Div. I Games:

Winthrop

Average RPI Win: 229		WON-LOST	WINNING	LAST 10	STRENGTH OF		OPP. STRENGTH	TEAM	ADJ	CONF.	ADJ CONF.
Average RPI Loss: 130		RECORD	PCT. RANK	GAMES	SCHEDULE		OF SCHEDULE	RPI	RPI	RPI	RPI
DIV. I ONLY		15- 12	.55556	145	5- 5		203	201	166	.49083	167
DIV. I NON-CONF.		8- 5	.61538	117	0- 0		243	227	165	.49409	168
TOTALS		RPI 1-25	RPI 26-50		W-L RECORDS		RPI 51-100		RPI 101-150		RPI 150+
15- 12	0- 0	0- 2		OVERALL		0- 3		1- 4		14- 3	
8- 2	0- 0	0- 1		HOME		0- 1		0- 0		8- 0	
4- 7	0- 0	0- 1		AWAY		0- 2		1- 3		3- 1	
3- 3	0- 0	0- 0		NEUTRAL		0- 0		0- 1		3- 2	
8- 5	0- 0	0- 0		NON-CONFERENCE		0- 2		1- 1		7- 2	
4- 0	0- 0	0- 0		HOME		0- 0		0- 0		4- 0	
1- 2	0- 0	0- 0		AWAY		0- 2		1- 0		0- 0	
3- 3	0- 0	0- 0		NEUTRAL		0- 0		0- 1		3- 2	
7- 7	0- 0	0- 2		CONFERENCE		0- 1		0- 3		7- 1	
4- 2	0- 0	0- 1		HOME		0- 1		0- 0		4- 0	
3- 5	0- 0	0- 1		AWAY		0- 0		0- 3		3- 1	
0- 0	0- 0	0- 0		NEUTRAL		0- 0		0- 0		0- 0	
RPI S	Opponent	Score		RPI S	Opponent	Score		RPI S	Opponent	Score	
				43 A	Ohio	1	3	88 A	Towson	1	3
				43 H	Ohio	1	3	90 A	West Virginia	1	3
								95 H	Northern Ill.	1	3
								109 A	Col. of Charleston	3	2
								116 A	Ball St.	0	3
								126 A	Miami (OH)	0	3
								134 A	Eastern Mich.	0	3
								142 N	St. John's (NY)	2	3
								151 H	Youngstown St.	3	2
								162 N	North Dakota St.	2	3
								168 H	Western Mich.	3	1
								177 A	Buffalo	3	2
								177 H	Buffalo	3	0
								229 H	New Hampshire	3	1
								239 A	Bowling Green	0	3
								244 H	Central Mich.	3	2
								254 N	Montana	3	2
								262 A	Akron	3	1
								262 H	Akron	3	1
								266 H	Evansville	3	1
								269 N	Davidson	3	0
								278 A	Toledo	3	0
								281 N	Mercer	1	3
								293 N	Saint Francis (PA)	3	1
								303 H	Morehead St.	3	0
LAST 10 GAMES											
				262 A	Akron	3	1	95 H	Northern Ill.	1	3
				177 A	Buffalo	3	2	116 A	Ball St.	0	3
				244 H	Central Mich.	3	2	278 A	Toledo	3	0
				43 H	Ohio	1	3	126 A	Miami (OH)	0	3
				168 H	Western Mich.	3	1	239 A	Bowling Green	0	3

Non-Div. I Games:

Kent St.

Average RPI Win: 232		WON-LOST	WINNING	LAST 10	STRENGTH OF		OPP. STRENGTH	TEAM	ADJ	CONF.	ADJ CONF.
Average RPI Loss: 114		RECORD	PCT. RANK	GAMES	SCHEDULE		OF SCHEDULE	RPI	RPI	RPI	RPI
DIV. I ONLY		16- 13	.55172	150	4- 6		220	172	169	.49065	168
DIV. I NON-CONF.		9- 6	.6	122	1- 1		209	202	154	.4992	160
TOTALS		RPI 1-25	RPI 26-50		W-L RECORDS		RPI 51-100		RPI 101-150		RPI 150+
16- 13	0- 0	0- 3		OVERALL		0- 4		2- 3		14- 3	
5- 4	0- 0	0- 0		HOME		0- 1		1- 2		4- 1	
7- 7	0- 0	0- 2		AWAY		0- 2		1- 1		6- 2	
4- 2	0- 0	0- 1		NEUTRAL		0- 1		0- 0		4- 0	
9- 6	0- 0	0- 2		NON-CONFERENCE		0- 2		1- 0		8- 2	
2- 1	0- 0	0- 0		HOME		0- 0		1- 0		1- 1	
3- 3	0- 0	0- 1		AWAY		0- 1		0- 0		3- 1	
4- 2	0- 0	0- 1		NEUTRAL		0- 1		0- 0		4- 0	
7- 7	0- 0	0- 1		CONFERENCE		0- 2		1- 3		6- 1	
3- 3	0- 0	0- 0		HOME		0- 1		0- 2		3- 0	
4- 4	0- 0	0- 1		AWAY		0- 1		1- 1		3- 1	
0- 0	0- 0	0- 0		NEUTRAL		0- 0		0- 0		0- 0	
RPI S	Opponent	Score	RPI S	Opponent	Score	RPI S	Opponent	Score	RPI S	Opponent	Score
			42 A	Western Ky.	0 3	95 A	Northern Ill.	1 3	116 A	Ball St.	2 3
			43 A	Ohio	1 3	95 H	Northern Ill.	0 3	116 H	Ball St.	2 3
			46 N	Purdue	1 3	99 N	Washington St.	1 3	126 H	Miami (OH)	0 3
						100 A	Milwaukee	1 3	134 A	Eastern Mich.	3 0
									136 H	Oakland	3 2
									165 N	IUPUI	3 1
									167 A	Kent St.	1 3
									174 A	Notre Dame	3 0
									177 H	Buffalo	3 1
									213 A	IPFW	3 1
									213 H	IPFW	2 3
									221 A	Stony Brook	2 3
									239 A	Bowling Green	3 2
									244 A	Central Mich.	3 1
									250 N	Kennesaw St.	3 1
									257 N	Austin Peay	3 1
									262 H	Akron	3 0
									267 H	Louisiana Tech	3 0
									278 A	Toledo	3 1
									278 H	Toledo	3 0
									307 A	Iona	3 1
									324 N	St. Francis Brooklyn	3 0
LAST 10 GAMES			126 H	Miami (OH)	0 3	43 A	Ohio	1 3			
			95 H	Northern Ill.	0 3	213 A	IPFW	3 1			
			116 A	Ball St.	2 3	262 H	Akron	3 0			
			278 A	Toledo	3 1	177 H	Buffalo	3 1			
			167 A	Kent St.	1 3	100 A	Milwaukee	1 3			

Non-Div. I Games:

Western Mich.

Howard

Howard

Howard

Average RPI Win:	260	WON-LOST	WINNING	LAST 10	STRENGTH OF	OPP. STRENGTH	TEAM	ADJ	CONF.	ADJ CONF.	
Average RPI Loss:	137	RECORD	PCT. RANK	GAMES	SCHEDULE	OF SCHEDULE	RPI	RPI	RPI	RPI	
DIV. I ONLY	17- 10	.62963	102	8- 2	254	264	168	.48807	170	31	31
DIV. I NON-CONF.	7- 9	.4375	205	2- 1	202	167	212	.45944	218	31	31
<hr/>											
TOTALS	RPI 1-25	RPI 26-50		W-L RECORDS		RPI 51-100		RPI 101-150		RPI 150+	
17- 10	0- 0	0- 0		OVERALL		1- 2		0- 4		16- 4	
6- 3	0- 0	0- 0		HOME		0- 1		0- 0		6- 2	
7- 5	0- 0	0- 0		AWAY		0- 0		0- 3		7- 2	
4- 2	0- 0	0- 0		NEUTRAL		1- 1		0- 1		3- 0	
<hr/>											
7- 9	0- 0	0- 0		NON-CONFERENCE		1- 2		0- 4		6- 3	
0- 3	0- 0	0- 0		HOME		0- 1		0- 0		0- 2	
3- 4	0- 0	0- 0		AWAY		0- 0		0- 3		3- 1	
4- 2	0- 0	0- 0		NEUTRAL		1- 1		0- 1		3- 0	
<hr/>											
10- 1	0- 0	0- 0		CONFERENCE		0- 0		0- 0		10- 1	
6- 0	0- 0	0- 0		HOME		0- 0		0- 0		6- 0	
4- 1	0- 0	0- 0		AWAY		0- 0		0- 0		4- 1	
0- 0	0- 0	0- 0		NEUTRAL		0- 0		0- 0		0- 0	
<hr/>											
RPI S	Opponent	Score	RPI S	Opponent	Score	RPI S	Opponent	Score	RPI S	Opponent	Score
						57 N	Wyoming	0 3	101 A	Radford	2 3
						67 H	VCU	2 3	102 A	Northern Colo.	1 3
						71 N	George Washington	3 1	131 A	James Madison	1 3
									141 N	UC Davis	1 3
									169 A	Howard	2 3
									169 H	Howard	3 1
									179 H	Georgetown	1 3
									185 H	Presbyterian	2 3
									206 A	Manhattan	3 0
									221 N	Stony Brook	3 0
									234 A	William & Mary	0 3
									249 A	Coppin St.	3 2
									249 H	Coppin St.	3 1
									259 N	Southeastern La.	3 0
									271 A	Morgan St.	3 1
									271 H	Morgan St.	3 0
									282 N	Bradley	3 2
									298 A	DePaul	3 1
									304 A	UMES	3 0
									304 H	UMES	3 1
									310 A	NJIT	3 0
									316 A	Norfolk St.	3 0
									316 H	Norfolk St.	3 0
									321 H	Delaware St.	3 0

Non-Div. I Games:

Hampton

Average RPI Win: 265		WON-LOST	WINNING	LAST 10	STRENGTH OF		OPP. STRENGTH	TEAM	ADJ	CONF.	ADJ CONF.
Average RPI Loss: 116		RECORD	PCT. RANK	GAMES	SCHEDULE		OF SCHEDULE	RPI	RPI	RPI	RPI
DIV. I ONLY		16- 10	.61538	112	6- 4		250	254	170	.48782	171
DIV. I NON-CONF.		9- 5	.64286	106	1- 0		310	329	233	.44771	233
TOTALS		RPI 1-25	RPI 26-50		W-L RECORDS		RPI 51-100		RPI 101-150		RPI 150+
16- 10	0- 0	0- 2		OVERALL		0- 2		1- 4		15- 2	
6- 2	0- 0	0- 1		HOME		0- 1		1- 0		5- 0	
4- 6	0- 0	0- 1		AWAY		0- 1		0- 3		4- 1	
6- 2	0- 0	0- 0		NEUTRAL		0- 0		0- 1		6- 1	
9- 5	0- 0	0- 0		NON-CONFERENCE		0- 0		0- 3		9- 2	
1- 0	0- 0	0- 0		HOME		0- 0		0- 0		1- 0	
2- 3	0- 0	0- 0		AWAY		0- 0		0- 2		2- 1	
6- 2	0- 0	0- 0		NEUTRAL		0- 0		0- 1		6- 1	
7- 5	0- 0	0- 2		CONFERENCE		0- 2		1- 1		6- 0	
5- 2	0- 0	0- 1		HOME		0- 1		1- 0		4- 0	
2- 3	0- 0	0- 1		AWAY		0- 1		0- 1		2- 0	
0- 0	0- 0	0- 0		NEUTRAL		0- 0		0- 0		0- 0	
RPI S	Opponent	Score	RPI S	Opponent	Score	RPI S	Opponent	Score	RPI S	Opponent	Score
			33 A Lipscomb	0	3	64 A FGCU	0	3	109 A Col. of Charleston	0	3
			33 H Lipscomb	1	3	64 H FGCU	2	3	122 A Northern Ky.	0	3
									122 H Northern Ky.	3	0
									130 A Fla. Atlantic	1	3
									148 N Wake Forest	0	3
									176 H Jacksonville	3	2
									194 H North Florida	3	1
									218 N Cal St. Fullerton	1	3
									243 A Chattanooga	0	3
									250 A Kennesaw St.	3	1
									250 H Kennesaw St.	3	1
									253 N UT Martin	3	2
									261 A USC Upstate	3	2
									261 H USC Upstate	3	0
									273 N McNeese St.	3	2
									299 N Charleston So.	3	1
									306 A Bethune-Cookman	3	1
									306 H Bethune-Cookman	3	1
									306 N Bethune-Cookman	3	0
									317 A Citadel	3	1
									329 N N.C. A&T	3	0
									332 N South Carolina St.	3	0
			LAST 10 GAMES								
			261 H USC Upstate	3	0	306 A Bethune-Cookman	3	1			
			250 H Kennesaw St.	3	1	33 H Lipscomb	1	3			
			122 A Northern Ky.	0	3	122 H Northern Ky.	3	0			
			33 A Lipscomb	0	3	261 A USC Upstate	3	2			
			64 H FGCU	2	3	250 A Kennesaw St.	3	1			

Non-Div. I Games:

Stetson

Average RPI Win:	259	WON-LOST RECORD	WINNING PCT. RANK	LAST 10 GAMES	STRENGTH OF SCHEDULE	OPP. STRENGTH OF SCHEDULE	TEAM RPI	ADJ RPI	CONF. RPI	ADJ CONF. RPI		
Average RPI Loss:	108											
DIV. I ONLY		16- 15	.51613	165	7- 3	209	196	182	.48429	172	26	26
DIV. I NON-CONF.		5- 10	.33333	245	0- 0	108	84	199	.48063	191	26	25
<hr/>												
TOTALS	RPI 1-25	RPI 26-50		W-L RECORDS		RPI 51-100		RPI 101-150		RPI 150+		
16- 15	0- 1	0- 2		OVERALL		0- 2		1- 8		15- 2		
7- 4	0- 0	0- 0		HOME		0- 0		0- 4		7- 0		
6- 8	0- 1	0- 2		AWAY		0- 2		0- 1		6- 2		
3- 3	0- 0	0- 0		NEUTRAL		0- 0		1- 3		2- 0		
<hr/>												
5- 10	0- 1	0- 2		NON-CONFERENCE		0- 2		1- 5		4- 0		
2- 2	0- 0	0- 0		HOME		0- 0		0- 2		2- 0		
1- 5	0- 1	0- 2		AWAY		0- 2		0- 0		1- 0		
2- 3	0- 0	0- 0		NEUTRAL		0- 0		1- 3		1- 0		
<hr/>												
11- 5	0- 0	0- 0		CONFERENCE		0- 0		0- 3		11- 2		
5- 2	0- 0	0- 0		HOME		0- 0		0- 2		5- 0		
5- 3	0- 0	0- 0		AWAY		0- 0		0- 1		5- 2		
1- 0	0- 0	0- 0		NEUTRAL		0- 0		0- 0		1- 0		
<hr/>												
RPI S	Opponent	Score		RPI S	Opponent	Score		RPI S	Opponent	Score		
15 A	Texas A&M	1	3	26 A	Long Beach St.	0	3	58 A	Baylor	1	3	
				41 A	Loyola Marymount	2	3	76 A	Rice	0	3	

Non-Div. I Games:

A&M-Corpus Christi

Average RPI Win: 260		WON-LOST	WINNING	LAST 10	STRENGTH OF		OPP. STRENGTH	TEAM	ADJ	CONF.	ADJ CONF.		
Average RPI Loss: 135		RECORD	PCT. RANK	GAMES	SCHEDULE		OF SCHEDULE	RPI	RPI	RPI	RPI		
DIV. I ONLY		18- 9	.66667	80	8- 2		300	225	175	.4839	173	26	26
DIV. I NON-CONF.		7- 6	.53846	147	0- 0		276	147	210	.46986	205	26	25
<hr/>													
TOTALS		RPI 1-25	RPI 26-50		W-L RECORDS		RPI 51-100		RPI 101-150		RPI 150+		
18- 9		0- 1	0- 0		OVERALL		0- 2		0- 4		18- 2		
12- 0		0- 0	0- 0		HOME		0- 0		0- 0		12- 0		
3- 6		0- 0	0- 0		AWAY		0- 2		0- 3		3- 1		
3- 3		0- 1	0- 0		NEUTRAL		0- 0		0- 1		3- 1		
7- 6		0- 1	0- 0		NON-CONFERENCE		0- 2		0- 2		7- 1		
4- 0		0- 0	0- 0		HOME		0- 0		0- 0		4- 0		
0- 3		0- 0	0- 0		AWAY		0- 2		0- 1		0- 0		
3- 3		0- 1	0- 0		NEUTRAL		0- 0		0- 1		3- 1		
11- 3		0- 0	0- 0		CONFERENCE		0- 0		0- 2		11- 1		
8- 0		0- 0	0- 0		HOME		0- 0		0- 0		8- 0		
3- 3		0- 0	0- 0		AWAY		0- 0		0- 2		3- 1		
0- 0		0- 0	0- 0		NEUTRAL		0- 0		0- 0		0- 0		
RPI	S	Opponent	Score		RPI	S	Opponent	Score		RPI	S	Opponent	Score
20	N	Kansas	0 3							115	A	Central Ark.	2 3
							81 A TCU	1 3		137	A	Stephen F. Austin	2 3
							98 A Denver	0 3		140	N	La.-Lafayette	0 3
										147	A	Houston	2 3
										172	H	A&M-Corpus Christi	3 0
										182	N	Oral Roberts	3 2
										192	N	High Point	2 3
										205	H	Houston Baptist	3 1
										237	H	Bakersfield	3 0
										245	H	Mississippi St.	3 1
										247	A	Northwestern St.	3 2
										247	H	Northwestern St.	3 1
										255	H	Incarnate Word	3 0
										259	H	Southeastern La.	3 0
										268	H	La.-Monroe	3 0
										273	A	McNeese St.	3 0
										282	N	Bradley	3 1
										286	A	Lamar	2 3
										286	H	Lamar	3 1
										289	A	Nicholls St.	3 1
										296	H	Abilene Christian	3 0
										301	H	Tex.-Pan American	3 2
										319	N	Ark.-Pine Bluff	3 0
										320	H	New Orleans	3 0
					LAST 10 GAMES								
			320	H	New Orleans	3	0	247	A	Northwestern St.	3	2	
			259	H	Southeastern La.	3	0	137	A	Stephen F. Austin	2	3	
			247	H	Northwestern St.	3	1	115	A	Central Ark.	2	3	
			172	H	A&M-Corpus Christi	3	0	286	H	Lamar	3	1	
			205	H	Houston Baptist	3	1	296	H	Abilene Christian	3	0	

Non-Div. I Games:

Sam Houston St.

Average RPI Win: 173		WON-LOST	WINNING	LAST 10	STRENGTH OF		OPP. STRENGTH	TEAM	ADJ	CONF.	ADJ CONF.
Average RPI Loss: 74		RECORD	PCT. RANK	GAMES	SCHEDULE		OF SCHEDULE	RPI	RPI	RPI	RPI
DIV. I ONLY		6- 18	.25 280	2- 8	61		37	188	.48363 174	4	4
DIV. I NON-CONF.		3- 8	.27273 270	0- 0	90		61	206	.47419 198	4	4
TOTALS		RPI 1-25	RPI 26-50	W-L RECORDS	RPI 51-100		RPI 101-150		RPI 150+		
6- 18	0- 2		0- 4	OVERALL	1- 8		2- 2		3- 2		
4- 8	0- 0		0- 1	HOME	1- 4		1- 1		2- 2		
0- 9	0- 1		0- 3	AWAY	0- 4		0- 1		0- 0		
2- 1	0- 1		0- 0	NEUTRAL	0- 0		1- 0		1- 0		
3- 8	0- 1		0- 1	NON-CONFERENCE	0- 4		1- 0		2- 2		
1- 5	0- 0		0- 0	HOME	0- 3		0- 0		1- 2		
0- 2	0- 0		0- 1	AWAY	0- 1		0- 0		0- 0		
2- 1	0- 1		0- 0	NEUTRAL	0- 0		1- 0		1- 0		
3- 10	0- 1		0- 3	CONFERENCE	1- 4		1- 2		1- 0		
3- 3	0- 0		0- 1	HOME	1- 1		1- 1		1- 0		
0- 7	0- 1		0- 2	AWAY	0- 3		0- 1		0- 0		
0- 0	0- 0		0- 0	NEUTRAL	0- 0		0- 0		0- 0		
RPI S Opponent	Score	RPI S Opponent	Score	RPI S Opponent	Score	RPI S Opponent	Score	RPI S Opponent	Score		
2 A Florida St.	0 3	27 H Duke	1 3	51 A Virginia	2 3	117 A Boston College	2 3				
5 N Wisconsin	0 3	34 A Miami (FL)	0 3	53 A Minnesota	0 3	117 H Boston College	3 2				
		46 A Purdue	0 3	62 A Virginia Tech	0 3	125 H Georgia Tech	2 3				
		48 A Pittsburgh	0 3	73 H UNI	1 3	139 N Saint Louis	3 1				
				81 H TCU	1 3	165 H IUPUI	0 3				
				86 A Louisville	0 3	168 H Western Mich.	0 3				
				86 H Louisville	3 2	190 H Northeastern	3 1				
				96 H Clemson	0 3	203 H Syracuse	3 1				
				99 H Washington St.	1 3	303 N Morehead St.	3 2				
LAST 10 GAMES											
86 H Louisville	3 2	117 H Boston College	3 2								
117 A Boston College	2 3	96 H Clemson	0 3								
125 H Georgia Tech	2 3	86 A Louisville	0 3								
51 A Virginia	2 3	48 A Pittsburgh	0 3								
62 A Virginia Tech	0 3	27 H Duke	1 3								

Non-Div. I Games:

Notre Dame

Average RPI Win:	238	WON-LOST	WINNING	LAST 10	STRENGTH OF	OPP. STRENGTH	TEAM	ADJ	CONF.	ADJ CONF.					
Average RPI Loss:	76	RECORD	PCT. RANK	GAMES	SCHEDULE	OF SCHEDULE	RPI	RPI	RPI	RPI					
DIV. I ONLY		7- 20	.25926	279	0- 10	66	63	195	.48121	175	3	3			
DIV. I NON-CONF.		7- 6	.53846	147	0- 0	119	245	142	.51703	137	2	2			
<hr/>															
TOTALS	RPI 1-25	RPI 26-50		W-L RECORDS		RPI 51-100		RPI 101-150		RPI 150+					
7- 20	0- 5	0- 3		OVERALL		0- 5		0- 5		7- 2					
2- 9	0- 1	0- 2		HOME		0- 3		0- 3		2- 0					
1- 9	0- 4	0- 1		AWAY		0- 2		0- 1		1- 1					
4- 2	0- 0	0- 0		NEUTRAL		0- 0		0- 1		4- 1					
<hr/>															
7- 6	0- 0	0- 0		NON-CONFERENCE		0- 2		0- 2		7- 2					
2- 2	0- 0	0- 0		HOME		0- 1		0- 1		2- 0					
1- 2	0- 0	0- 0		AWAY		0- 1		0- 0		1- 1					
4- 2	0- 0	0- 0		NEUTRAL		0- 0		0- 1		4- 1					
<hr/>															
0- 14	0- 5	0- 3		CONFERENCE		0- 3		0- 3		0- 0					
0- 7	0- 1	0- 2		HOME		0- 2		0- 2		0- 0					
0- 7	0- 4	0- 1		AWAY		0- 1		0- 1		0- 0					
0- 0	0- 0	0- 0		NEUTRAL		0- 0		0- 0		0- 0					
<hr/>															
RPI	S	Opponent	Score	RPI	S	Opponent	Score	RPI	S	Opponent	Score				
5	A	Wisconsin	0 <div>3</div>	46	H	Purdue	0 <div>3</div>	52	H	Michigan	0 <div>3</div>	105	H	Indiana	0 <div>3</div>
9	A	Illinois	0 <div>3</div>	49	A	Northwestern	0 <div>3</div>	53	A	Minnesota	0 <div>3</div>	131	H	James Madison	2 <div>3</div>
10	A	Penn St.	0 <div>3</div>	50	H	Michigan St.	0 <div>3</div>	63	A	Seton Hall	0 <div>3</div>	143	A	Maryland	2 <div>3</div>
11	H	Nebraska	0 <div>3</div>					77	H	American	1 <div>3</div>	143	H	Maryland	2 <div>3</div>
25	A	Ohio St.	0 <div>3</div>					82	H	Iowa	1 <div>3</div>	144	N	Cincinnati	1 <div>3</div>
												152	H	Princeton	3 0
												155	A	Rhode Island	0 <div>3</div>
												166	N	Winthrop	0 <div>3</div>
												214	A	Air Force	3 1
												219	N	SIUE	3 2
												232	N	Siena	3 0
												262	H	Akron	3 1
												280	N	Cornell	3 1
												310	N	NJIT	3 0
<hr/>															
LAST 10 GAMES															
25	A	Ohio St.	0 <div>3</div>	143	A	Maryland	2 <div>3</div>								
10	A	Penn St.	0 <div>3</div>	50	H	Michigan St.	0 <div>3</div>								
82	H	Iowa	1 <div>3</div>	52	H	Michigan	0 <div>3</div>								
11	H	Nebraska	0 <div>3</div>	53	A	Minnesota	0 <div>3</div>								
143	H	Maryland	2 <div>3</div>	5	A	Wisconsin	0 <div>3</div>								

Non-Div. I Games:

Rutgers

Average RPI Win:	258	WON-LOST	WINNING	LAST 10	STRENGTH OF	OPP. STRENGTH	TEAM	ADJ	CONF.	ADJ CONF.	
Average RPI Loss:	109	RECORD	PCT. RANK	GAMES	SCHEDULE	OF SCHEDULE	RPI	RPI	RPI	RPI	
DIV. I ONLY	14- 13	.51852	163	5- 5	195	214	177	.48064	176	12	14
DIV. I NON-CONF.	9- 6	.6	122	1- 0	237	280	177	.49065	174	14	14
<hr/>											
TOTALS	RPI 1-25	RPI 26-50		W-L RECORDS	RPI 51-100		RPI 101-150		RPI 150+		
14- 13	0- 1	0- 2		OVERALL	0- 4		1- 3		13- 3		
8- 4	0- 0	0- 1		HOME	0- 2		1- 1		7- 0		
3- 7	0- 0	0- 1		AWAY	0- 2		0- 1		3- 3		
3- 2	0- 1	0- 0		NEUTRAL	0- 0		0- 1		3- 0		
<hr/>											
9- 6	0- 1	0- 0		NON-CONFERENCE	0- 3		0- 2		9- 0		
4- 3	0- 0	0- 0		HOME	0- 2		0- 1		4- 0		
2- 1	0- 0	0- 0		AWAY	0- 1		0- 0		2- 0		
3- 2	0- 1	0- 0		NEUTRAL	0- 0		0- 1		3- 0		
<hr/>											
5- 7	0- 0	0- 2		CONFERENCE	0- 1		1- 1		4- 3		
4- 1	0- 0	0- 1		HOME	0- 0		1- 0		3- 0		
1- 6	0- 0	0- 1		AWAY	0- 1		0- 1		1- 3		
0- 0	0- 0	0- 0		NEUTRAL	0- 0		0- 0		0- 0		
<hr/>											
RPI S	Opponent	Score	RPI S	Opponent	Score	RPI S	Opponent	Score	RPI S	Opponent	Score
23 N	Marquette	0 3	33 A	Lipscomb	1 3	64 A	FGCU	1 3	122 A	Northern Ky.	0 3
			33 H	Lipscomb	2 3	89 A	South Carolina	1 3	122 H	Northern Ky.	3 0
						92 H	Coastal Caro.	0 3	125 N	Georgia Tech	0 3
						94 H	Dayton	0 3	130 H	Fla. Atlantic	0 3
									171 A	Stetson	2 3
									193 H	Charlotte	3 1
									194 A	North Florida	0 3
									194 H	North Florida	3 0
									222 H	Georgia St.	3 2
									242 N	Gardner-Webb	3 1
									250 A	Kennesaw St.	2 3
									250 H	Kennesaw St.	3 0
									261 A	USC Upstate	3 2
									261 H	USC Upstate	3 0
									291 H	UNC Asheville	3 0
									299 A	Charleston So.	3 0
									306 A	Bethune-Cookman	3 0
									306 H	Bethune-Cookman	3 1
									327 N	N.C. Central	3 0
									332 N	South Carolina St.	3 0
<hr/>											
			LAST 10 GAMES								
			33 H	Lipscomb	2 3	306 A	Bethune-Cookman	3 0			
			122 H	Northern Ky.	3 0	250 H	Kennesaw St.	3 0			
			261 A	USC Upstate	3 2	261 H	USC Upstate	3 0			
			250 A	Kennesaw St.	2 3	122 A	Northern Ky.	0 3			
			194 A	North Florida	0 3	33 A	Lipscomb	1 3			

Non-Div. I Games:

Jacksonville

Average RPI Win:	232	WON-LOST RECORD	WINNING PCT. RANK	LAST 10 GAMES	STRENGTH OF SCHEDULE	OPP. STRENGTH OF SCHEDULE	TEAM RPI	ADJ RPI	CONF. RPI	ADJ CONF. RPI	
DIV. I ONLY	14- 14	.5	166	2- 8	180	222	178	.48016	177	16	16
DIV. I NON-CONF.	10- 4	.71429	74	0- 0	261	255	140	.51165	143	16	16
<hr/>											
TOTALS	RPI 1-25	RPI 26-50		W-L RECORDS	RPI 51-100		RPI 101-150		RPI 150+		
14- 14	0- 0	0- 2		OVERALL	1- 2		1- 4		12- 6		
6- 6	0- 0	0- 1		HOME	0- 1		1- 2		5- 2		
2- 8	0- 0	0- 1		AWAY	0- 1		0- 2		2- 4		
6- 0	0- 0	0- 0		NEUTRAL	1- 0		0- 0		5- 0		
10- 4	0- 0	0- 0		NON-CONFERENCE	1- 1		0- 1		9- 2		
3- 2	0- 0	0- 0		HOME	0- 1		0- 0		3- 1		
1- 2	0- 0	0- 0		AWAY	0- 0		0- 1		1- 1		
6- 0	0- 0	0- 0		NEUTRAL	1- 0		0- 0		5- 0		
4- 10	0- 0	0- 2		CONFERENCE	0- 1		1- 3		3- 4		
3- 4	0- 0	0- 1		HOME	0- 0		1- 2		2- 1		
1- 6	0- 0	0- 1		AWAY	0- 1		0- 1		1- 3		
0- 0	0- 0	0- 0		NEUTRAL	0- 0		0- 0		0- 0		
RPI	S	Opponent	Score	RPI	S	Opponent	Score	RPI	S	Opponent	Score
43	A	Ohio	0 3	68	H	Ole Miss	0 3	105	A	Indiana	1 3
43	H	Ohio	0 3	80	N	Butler	3 1	116	H	Ball St.	1 3
				95	A	Northern Ill.	1 3	126	A	Miami (OH)	1 3
								126	H	Miami (OH)	3 0
								134	H	Eastern Mich.	2 3
								154	A	South Fla.	2 3
								167	A	Kent St.	0 3
								167	H	Kent St.	2 3
								168	A	Western Mich.	1 3
								188	N	Eastern Ky.	3 0
								196	A	Ill.-Chicago	3 1
								199	H	Lehigh	0 3
								232	H	Siena	3 0
								239	A	Bowling Green	2 3
								239	H	Bowling Green	3 0
								244	H	Central Mich.	3 1
								251	N	FIU	3 1
								256	H	Niagara	3 0
								262	A	Akron	3 0
								274	N	Western Ill.	3 1
								274	N	Western Ill.	3 0
								287	H	Canisius	3 0
								332	N	South Carolina St.	3 0
LAST 10 GAMES				LAST 10 GAMES				LAST 10 GAMES			
43	H	Ohio	0 3	134	H	Eastern Mich.	2 3	332	N	South Carolina St.	3 0
167	H	Kent St.	2 3	95	A	Northern Ill.	1 3				
239	A	Bowling Green	2 3	168	A	Western Mich.	1 3				
126	A	Miami (OH)	1 3	116	H	Ball St.	1 3				
244	H	Central Mich.	3 1	262	A	Akron	3 0				

Non-Div. I Games:

Buffalo

Average RPI Win: 229		WON-LOST RECORD	WINNING PCT. RANK		LAST 10 GAMES		STRENGTH OF SCHEDULE		OPP. STRENGTH OF SCHEDULE		TEAM RPI	ADJ RPI	CONF. RPI	ADJ CONF. RPI
Average RPI Loss: 101			10- 15	.4 221	1- 9	141	122	189	.47968 178	7	7			
DIV. I ONLY		7- 4	.63636 109	0- 0	259	237	168	.49664 164	8	8				
DIV. I NON-CONF.														
TOTALS		RPI 1-25	RPI 26-50		W-L RECORDS		RPI 51-100		RPI 101-150		RPI 150+			
10- 15		0- 0	0- 3		OVERALL		1- 5		1- 4		8- 3			
5- 8		0- 0	0- 2		HOME		1- 2		0- 3		4- 1			
3- 6		0- 0	0- 1		AWAY		0- 2		1- 1		2- 2			
2- 1		0- 0	0- 0		NEUTRAL		0- 1		0- 0		2- 0			
7- 4		0- 0	0- 0		NON-CONFERENCE		0- 2		0- 2		7- 0			
4- 2		0- 0	0- 0		HOME		0- 0		0- 2		4- 0			
1- 1		0- 0	0- 0		AWAY		0- 1		0- 0		1- 0			
2- 1		0- 0	0- 0		NEUTRAL		0- 1		0- 0		2- 0			
3- 11		0- 0	0- 3		CONFERENCE		1- 3		1- 2		1- 3			
1- 6		0- 0	0- 2		HOME		1- 2		0- 1		0- 1			
2- 5		0- 0	0- 1		AWAY		0- 1		1- 1		1- 2			
0- 0		0- 0	0- 0		NEUTRAL		0- 0		0- 0		0- 0			
RPI S	Opponent	Score	RPI S	Opponent	Score	RPI S	Opponent	Score	RPI S	Opponent	Score			
			35 A UCF		0 3	59 H Temple		3 0	103 H Hofstra		1 3			
			35 H UCF		1 3	61 H Tulsa		0 3	105 H Indiana		2 3			
			44 H SMU		1 3	76 N Rice		2 3	144 A Cincinnati		3 2			
						87 A Memphis		1 3	144 H Cincinnati		1 3			
						87 H Memphis		1 3	147 A Houston		2 3			
						91 A North Carolina St.		1 3	154 A South Fla.		1 3			
									154 H South Fla.		1 3			
									186 A East Carolina		3 1			
									189 A Tulane		2 3			
									229 H New Hampshire		3 0			
									230 H Columbia		3 2			
									270 H Central Conn. St.		3 2			
									278 N Toledo		3 0			
									280 N Cornell		3 0			
									305 A Bucknell		3 1			
									309 H Bryant		3 1			
LAST 10 GAMES														
			154 H South Fla.		1 3	61 H Tulsa		0 3						
			35 H UCF		1 3	147 A Houston		2 3						
			87 A Memphis		1 3	189 A Tulane		2 3						
			144 A Cincinnati		3 2	144 H Cincinnati		1 3						
			44 H SMU		1 3	87 H Memphis		1 3						

Non-Div. I Games:

UConn

Average RPI Win: 233		WON-LOST	WINNING	LAST 10	STRENGTH OF		OPP. STRENGTH	TEAM	ADJ	CONF.	ADJ CONF.		
Average RPI Loss: 85		RECORD	PCT. RANK	GAMES	SCHEDULE		OF SCHEDULE	RPI	RPI	RPI	RPI		
DIV. I ONLY		9- 18	.33333	251	3- 7		77	115	185	.47956	179	9	9
DIV. I NON-CONF.		6- 7	.46154	184	0- 0		73	181	134	.51261	141	9	9
TOTALS		RPI 1-25	RPI 26-50		W-L RECORDS		RPI 51-100		RPI 101-150		RPI 150+		
9- 18	0- 3	0- 2		OVERALL		0- 8		0- 2		9- 3			
2- 6	0- 1	0- 1		HOME		0- 2		0- 2		2- 0			
4- 9	0- 1	0- 1		AWAY		0- 5		0- 0		4- 2			
3- 3	0- 1	0- 0		NEUTRAL		0- 1		0- 0		3- 1			
6- 7	0- 1	0- 0		NON-CONFERENCE		0- 3		0- 1		6- 2			
0- 1	0- 0	0- 0		HOME		0- 0		0- 1		0- 0			
3- 3	0- 0	0- 0		AWAY		0- 2		0- 0		3- 1			
3- 3	0- 1	0- 0		NEUTRAL		0- 1		0- 0		3- 1			
3- 11	0- 2	0- 2		CONFERENCE		0- 5		0- 1		3- 1			
2- 5	0- 1	0- 1		HOME		0- 2		0- 1		2- 0			
1- 6	0- 1	0- 1		AWAY		0- 3		0- 0		1- 1			
0- 0	0- 0	0- 0		NEUTRAL		0- 0		0- 0		0- 0			
RPI S	Opponent	Score		RPI S	Opponent	Score		RPI S	Opponent	Score			
17 N	UCLA	0	3	31 A	Creighton	0	3	56 A	Xavier	0	3		
23 A	Marquette	0	3	31 H	Creighton	0	3	56 H	Xavier	1	3		
23 H	Marquette	0	3					63 A	Seton Hall	1	3		
								71 A	George Washington	0	3		
								77 A	American	0	3		
								80 A	Butler	0	3		
								80 H	Butler	1	3		
								93 N	Yale	1	3		

Non-Div. I Games:

Georgetown

Average RPI Win:		226	WON-LOST RECORD		WINNING PCT. RANK		LAST 10 GAMES		STRENGTH OF SCHEDULE		OPP. STRENGTH OF SCHEDULE		TEAM RPI		ADJ RPI		CONF. RPI		ADJ CONF. RPI			
Average RPI Loss:		116																				
DIV. I ONLY			8- 15		.34783 244		5- 5		76		159		184		.47868 180		18		18			
DIV. I NON-CONF.			3- 8		.27273 270		0- 0		36		90		160		.50066 157		18		18			
TOTALS		RPI 1-25		RPI 26-50		W-L RECORDS		RPI 51-100		RPI 101-150		RPI 150+										
8- 15		0- 1		0- 2		OVERALL		0- 5		0- 0		8- 7										
6- 8		0- 0		0- 0		HOME		0- 4		0- 0		6- 4										
2- 6		0- 1		0- 1		AWAY		0- 1		0- 0		2- 3										
0- 1		0- 0		0- 1		NEUTRAL		0- 0		0- 0		0- 0										
3- 8		0- 1		0- 2		NON-CONFERENCE		0- 2		0- 0		3- 3										
3- 4		0- 0		0- 0		HOME		0- 2		0- 0		3- 2										
0- 3		0- 1		0- 1		AWAY		0- 0		0- 0		0- 1										
0- 1		0- 0		0- 1		NEUTRAL		0- 0		0- 0		0- 0										
5- 7		0- 0		0- 0		CONFERENCE		0- 3		0- 0		5- 4										
3- 4		0- 0		0- 0		HOME		0- 2		0- 0		3- 2										
2- 3		0- 0		0- 0		AWAY		0- 1		0- 0		2- 2										
0- 0		0- 0		0- 0		NEUTRAL		0- 0		0- 0		0- 0										
RPI	S	Opponent		Score		RPI	S	Opponent		Score		RPI	S	Opponent		Score						
1	A	Stanford		0	3	27	N	Duke		1	3	59	H	Temple		0	3	152	A	Princeton	1	3
						37	A	Santa Clara		0	3	60	A	Harvard		2	3	152	H	Princeton	0	3
												60	H	Harvard		2	3	157	H	Villanova	0	3
												93	H	Yale		0	3	163	A	Delaware	0	3
												94	H	Dayton		1	3	179	H	Georgetown	0	3
																		183	H	Cleveland St.	3	0
																		200	H	Brown	3	2
																		215	A	Dartmouth	3	1
																		215	H	Dartmouth	3	0
																		226	H	Colgate	3	0
																		230	A	Columbia	3	1
																		230	H	Columbia	0	3
																		258	H	La Salle	3	1
																		280	A	Cornell	0	3
																		280	H	Cornell	3	1
LAST 10 GAMES																						
60 H Harvard						2	3	215 A Dartmouth						3	1							
215 H Dartmouth						3	0	60 A Harvard						2	3							
230 A Columbia						3	1	200 H Brown						3	2							
280 A Cornell						0	3	93 H Yale						0	3							
152 A Princeton						1	3	280 H Cornell						3	1							

Non-Div. I Games:

Penn

Average RPI Win:	252	WON-LOST	WINNING	LAST 10	STRENGTH OF	OPP. STRENGTH	TEAM	ADJ	CONF.	ADJ CONF.	
Average RPI Loss:	135	RECORD	PCT. RANK	GAMES	SCHEDULE	OF SCHEDULE	RPI	RPI	RPI	RPI	
DIV. I ONLY	15- 13	.53571	155	7- 3	227	195	183	.47834	181	25	25
DIV. I NON-CONF.	4- 10	.28571	265	0- 1	173	79	248	.44171	240	24	24
<hr/>											
TOTALS	RPI 1-25	RPI 26-50		W-L RECORDS		RPI 51-100		RPI 101-150		RPI 150+	
15- 13	0- 0	0- 2		OVERALL		1- 1		0- 5		14- 5	
6- 6	0- 0	0- 0		HOME		0- 0		0- 3		6- 3	
7- 5	0- 0	0- 2		AWAY		0- 0		0- 1		7- 2	
2- 2	0- 0	0- 0		NEUTRAL		1- 1		0- 1		1- 0	
<hr/>											
4- 10	0- 0	0- 2		NON-CONFERENCE		1- 1		0- 4		3- 3	
2- 4	0- 0	0- 0		HOME		0- 0		0- 2		2- 2	
0- 4	0- 0	0- 2		AWAY		0- 0		0- 1		0- 1	
2- 2	0- 0	0- 0		NEUTRAL		1- 1		0- 1		1- 0	
<hr/>											
11- 3	0- 0	0- 0		CONFERENCE		0- 0		0- 1		11- 2	
4- 2	0- 0	0- 0		HOME		0- 0		0- 1		4- 1	
7- 1	0- 0	0- 0		AWAY		0- 0		0- 0		7- 1	
0- 0	0- 0	0- 0		NEUTRAL		0- 0		0- 0		0- 0	
<hr/>											
RPI S	Opponent	Score	RPI S	Opponent	Score	RPI S	Opponent	Score	RPI S	Opponent	Score
33 A	Lipscomb	0 3	62 N	Virginia Tech	3 2	109 N	Col. of Charleston	1 3	111 H	Murray St.	0 3
42 A	Western Ky.	0 3	99 N	Washington St.	0 3	122 H	Northern Ky.	0 3	123 A	Georgia	0 3
						135 H	Liberty	1 3	151 H	Youngstown St.	0 3
						188 A	Eastern Ky.	0 3	188 H	Eastern Ky.	2 3
						204 A	Middle Tenn.	2 3	224 A	Eastern Ill.	3 2
						235 A	Southeast Mo. St.	3 0	243 N	Chattanooga	3 0
						246 A	Jacksonville St.	3 2	246 H	Jacksonville St.	3 0
						250 H	Kennesaw St.	1 3	253 A	UT Martin	3 0
						257 H	Austin Peay	3 1	266 H	Evansville	3 2
						279 H	Wright St.	3 1	285 A	Tennessee St.	3 1
						288 A	Tennessee Tech	3 0	288 H	Tennessee Tech	3 0
						303 A	Morehead St.	3 2	303 H	Morehead St.	3 0
<hr/>											
LAST 10 GAMES											
288 H	Tennessee Tech	3 0	253 A	UT Martin	3 0	33 A	Lipscomb	0 3	303 A	Morehead St.	3 2
246 H	Jacksonville St.	3 0	33 A	Lipscomb	0 3	257 H	Austin Peay	3 1	303 H	Morehead St.	3 0
188 A	Eastern Ky.	0 3	257 H	Austin Peay	3 1	111 H	Murray St.	0 3			
303 A	Morehead St.	3 2	111 H	Murray St.	0 3	246 A	Jacksonville St.	3 2			
235 A	Southeast Mo. St.	3 0	246 A	Jacksonville St.	3 2						

Non-Div. I Games:

Belmont

Average RPI Win: 197		WON-LOST	WINNING	LAST 10	STRENGTH OF		OPP. STRENGTH	TEAM	ADJ	CONF.	ADJ CONF.
Average RPI Loss: 143		RECORD	PCT. RANK	GAMES	SCHEDULE		OF SCHEDULE	RPI	RPI	RPI	RPI
DIV. I ONLY		13- 14	.48148	183	5- 5		168	181	174	.47812	182
DIV. I NON-CONF.		6- 7	.46154	184	0- 0		116	131	156	.49971	158
TOTALS		RPI 1-25	RPI 26-50		W-L RECORDS		RPI 51-100		RPI 101-150		RPI 150+
13- 14	0- 0	0- 1		OVERALL		3- 5		0- 2		10- 6	
6- 2	0- 0	0- 0		HOME		1- 1		0- 0		5- 1	
3- 8	0- 0	0- 0		AWAY		1- 4		0- 1		2- 3	
4- 4	0- 0	0- 1		NEUTRAL		1- 0		0- 1		3- 2	
6- 7	0- 0	0- 1		NON-CONFERENCE		2- 2		0- 2		4- 2	
0- 0	0- 0	0- 0		HOME		0- 0		0- 0		0- 0	
2- 3	0- 0	0- 0		AWAY		1- 2		0- 1		1- 0	
4- 4	0- 0	0- 1		NEUTRAL		1- 0		0- 1		3- 2	
7- 7	0- 0	0- 0		CONFERENCE		1- 3		0- 0		6- 4	
6- 2	0- 0	0- 0		HOME		1- 1		0- 0		5- 1	
1- 5	0- 0	0- 0		AWAY		0- 2		0- 0		1- 3	
0- 0	0- 0	0- 0		NEUTRAL		0- 0		0- 0		0- 0	
RPI S	Opponent	Score	RPI S	Opponent	Score	RPI S	Opponent	Score	RPI S	Opponent	Score
			42 N	Western Ky.	1 3	61 A	Tulsa	1 3	140 N	La.-Lafayette	0 3
						78 A	South Dakota	2 3	147 A	Houston	1 3
						78 H	South Dakota	3 2	153 A	Pepperdine	3 1
						79 A	Arkansas	3 2	162 H	North Dakota St.	3 1
						83 A	Missouri St.	1 3	165 A	IUPUI	1 3
						98 A	Denver	0 3	165 H	IUPUI	3 2
						98 H	Denver	2 3	173 N	Sam Houston St.	2 3
						100 N	Milwaukee	3 0	211 N	South Ala.	3 1
									213 A	IPFW	1 3
									213 H	IPFW	0 3
									238 A	Omaha	0 3
									238 H	Omaha	3 1
									248 N	Nevada	0 3
									255 N	Incarnate Word	3 1
									273 N	McNeese St.	3 0
									274 A	Western Ill.	3 2
									274 H	Western Ill.	3 2
									295 H	South Dakota St.	3 0
			LAST 10 GAMES								
			98 H	Denver	2 3	78 H	South Dakota	3 2			
			238 H	Omaha	3 1	274 A	Western Ill.	3 2			
			213 H	IPFW	0 3	238 A	Omaha	0 3			
			274 H	Western Ill.	3 2	162 H	North Dakota St.	3 1			
			165 A	IUPUI	1 3	213 A	IPFW	1 3			

Non-Div. I Games:

Oral Roberts

Average RPI Win:	211	WON-LOST	WINNING	LAST 10	STRENGTH OF	OPP. STRENGTH	TEAM	ADJ	CONF.	ADJ CONF.	
Average RPI Loss:	134	RECORD	PCT. RANK	GAMES	SCHEDULE	OF SCHEDULE	RPI	RPI	RPI	RPI	
DIV. I ONLY	13- 13	.5	166	4- 6	217	128	181	.47738	183	17	17
DIV. I NON-CONF.	7- 6	.53846	147	0- 0	193	115	161	.4922	173	15	15
<hr/>											
TOTALS	RPI 1-25	RPI 26-50		W-L RECORDS		RPI 51-100		RPI 101-150		RPI 150+	
13- 13	0- 1	0- 0		OVERALL		2- 3		1- 4		10- 5	
6- 5	0- 0	0- 0		HOME		1- 1		0- 2		5- 2	
4- 5	0- 1	0- 0		AWAY		1- 1		0- 2		3- 1	
3- 3	0- 0	0- 0		NEUTRAL		0- 1		1- 0		2- 2	
<hr/>											
7- 6	0- 1	0- 0		NON-CONFERENCE		1- 2		1- 0		5- 3	
4- 0	0- 0	0- 0		HOME		1- 0		0- 0		3- 0	
0- 3	0- 1	0- 0		AWAY		0- 1		0- 0		0- 1	
3- 3	0- 0	0- 0		NEUTRAL		0- 1		1- 0		2- 2	
<hr/>											
6- 7	0- 0	0- 0		CONFERENCE		1- 1		0- 4		5- 2	
2- 5	0- 0	0- 0		HOME		0- 1		0- 2		2- 2	
4- 2	0- 0	0- 0		AWAY		1- 0		0- 2		3- 0	
0- 0	0- 0	0- 0		NEUTRAL		0- 0		0- 0		0- 0	
<hr/>											
RPI S	Opponent	Score		RPI S	Opponent	Score		RPI S	Opponent	Score	
20 A	Kansas	1	3			70 A	Appalachian St. 0 3	120 A	Valparaiso	1	3
						79 N	Arkansas 0 3	120 H	Valparaiso	0	3
						94 H	Dayton 3 1	124 N	North Texas	3	2
						100 A	Milwaukee 3 1	136 A	Oakland	2	3
						100 H	Milwaukee 0 3	136 H	Oakland	2	3
								151 H	Youngstown St.	1	3
								179 N	Georgetown	3	0
								180 A	Penn	0	3
								196 A	Ill.-Chicago	3	1
								196 H	Ill.-Chicago	2	3
								208 N	Tennessee	1	3
								220 H	Navy	3	0
								223 A	Green Bay	3	1
								223 H	Green Bay	3	0
								226 N	Colgate	0	3
								262 H	Akron	3	0
								278 H	Toledo	3	0
								279 A	Wright St.	3	0
								279 H	Wright St.	3	0
								288 N	Tennessee Tech	3	0
<hr/>											
				LAST 10 GAMES							
				100 A	Milwaukee	3	1	136 A	Oakland	2	3
				223 A	Green Bay	3	1	151 H	Youngstown St.	1	3
				196 H	Ill.-Chicago	2	3	223 H	Green Bay	3	0
				120 H	Valparaiso	0	3	100 H	Milwaukee	0	3
				279 A	Wright St.	3	0	120 A	Valparaiso	1	3

Non-Div. I Games:

Cleveland St.

Average RPI Win: 222		WON-LOST RECORD		WINNING PCT. RANK		LAST 10 GAMES		STRENGTH OF SCHEDULE		OPP. STRENGTH OF SCHEDULE		TEAM RPI		ADJ RPI		CONF. RPI		ADJ CONF. RPI	
DIV. I ONLY		15- 15		.5 166		7- 3		183		189		173		.47395 184		23		23	
DIV. I NON-CONF.		6- 10		.375 236		0- 0		221		105		239		.43697 244		25		26	
TOTALS		RPI 1-25		RPI 26-50		W-L RECORDS		RPI 51-100		RPI 101-150		RPI 150+							
15- 15		0- 0		0- 2		OVERALL		0- 4		3- 3		12- 6							
9- 1		0- 0		0- 0		HOME		0- 1		2- 0		7- 0							
3- 8		0- 0		0- 1		AWAY		0- 2		0- 1		3- 4							
3- 6		0- 0		0- 1		NEUTRAL		0- 1		1- 2		2- 2							
6- 10		0- 0		0- 2		NON-CONFERENCE		0- 2		2- 2		4- 4							
2- 0		0- 0		0- 0		HOME		0- 0		1- 0		1- 0							
1- 4		0- 0		0- 1		AWAY		0- 1		0- 0		1- 2							
3- 6		0- 0		0- 1		NEUTRAL		0- 1		1- 2		2- 2							
9- 5		0- 0		0- 0		CONFERENCE		0- 2		1- 1		8- 2							
7- 1		0- 0		0- 0		HOME		0- 1		1- 0		6- 0							
2- 4		0- 0		0- 0		AWAY		0- 1		0- 1		2- 2							
0- 0		0- 0		0- 0		NEUTRAL		0- 0		0- 0		0- 0							
RPI S	Opponent	Score		RPI S	Opponent	Score		RPI S	Opponent	Score		RPI S	Opponent	Score					
33 A	Lipscomb	1	3	51 N	Virginia	1	3	101 H	Radford	3	2								
47 N	Utah	0	3	67 A	VCU	0	3	116 N	Ball St.	1	3								
				84 A	Furman	0	3	125 N	Georgia Tech	3	2								
				84 H	Furman	0	3	143 N	Maryland	1	3								
								149 A	Samford	2	3								
								149 H	Samford	3	1								
								156 A	UNC Greensboro	0	3								
								156 H	UNC Greensboro	3	1								
								187 A	Western Caro.	2	3								
								187 H	Western Caro.	3	2								
								193 A	Charlotte	1	3								
								199 N	Lehigh	3	0								
								204 H	Middle Tenn.	3	1								
								234 N	William & Mary	2	3								
								243 A	Chattanooga	3	1								
								243 H	Chattanooga	3	2								
								265 A	George Mason	3	0								
								271 N	Morgan St.	3	0								
								281 H	Mercer	3	1								
								284 N	Sacramento St.	1	3								
								285 A	Tennessee St.	1	3								
LAST 10 GAMES				LAST 10 GAMES				LAST 10 GAMES											
149 H	Samford	3	1	149 A	Samford	2	3	294 A	Wofford	3	0								
294 A	Wofford	3	1	317 H	Citadel	3	0	317 H	Citadel	3	0								
187 H	Western Caro.	3	2	281 H	Mercer	3	1												
243 H	Chattanooga	3	2	294 H	Wofford	3	0												
156 A	UNC Greensboro	0	3	187 A	Western Caro.	2	3												

Non-Div. I Games:

East Tenn. St.

Average RPI Win:	252	WON-LOST RECORD	WINNING PCT. RANK	LAST 10 GAMES	STRENGTH OF SCHEDULE	OPP. STRENGTH OF SCHEDULE	TEAM RPI	ADJ RPI	CONF. RPI	ADJ CONF. RPI		
Average RPI Loss:	122											
DIV. I ONLY		12- 14	.46154	192	5- 5	175	219	190	.47386	185	20	21
DIV. I NON-CONF.		5- 8	.38462	232	0- 1	164	159	217	.46671	210	22	22
<hr/>												
TOTALS	RPI 1-25	RPI 26-50		W-L RECORDS		RPI 51-100		RPI 101-150		RPI 150+		
12- 14	0- 0	0- 2		OVERALL		0- 6		0- 3		12- 3		
4- 4	0- 0	0- 0		HOME		0- 2		0- 0		4- 2		
5- 7	0- 0	0- 0		AWAY		0- 4		0- 3		5- 0		
3- 3	0- 0	0- 2		NEUTRAL		0- 0		0- 0		3- 1		
<hr/>												
5- 8	0- 0	0- 2		NON-CONFERENCE		0- 4		0- 1		5- 1		
1- 1	0- 0	0- 0		HOME		0- 1		0- 0		1- 0		
1- 4	0- 0	0- 0		AWAY		0- 3		0- 1		1- 0		
3- 3	0- 0	0- 2		NEUTRAL		0- 0		0- 0		3- 1		
<hr/>												
7- 6	0- 0	0- 0		CONFERENCE		0- 2		0- 2		7- 2		
3- 3	0- 0	0- 0		HOME		0- 1		0- 0		3- 2		
4- 3	0- 0	0- 0		AWAY		0- 1		0- 2		4- 0		
0- 0	0- 0	0- 0		NEUTRAL		0- 0		0- 0		0- 0		
<hr/>												
RPI S	Opponent	Score	RPI S	Opponent	Score	RPI S	Opponent	Score	RPI S	Opponent	Score	
29 N	Colorado	0 3	70 A	Appalachian St.	0 3	101 A	Radford	2 3				
49 N	Northwestern	0 3	84 H	Furman	1 3	135 A	Liberty	0 3				
			92 A	Coastal Caro.	0 3	148 A	Wake Forest	1 3				
			92 H	Coastal Caro.	0 3	166 A	Winthrop	3 2				
			95 A	Northern Ill.	1 3	170 A	Hampton	3 2				
			96 A	Clemson	1 3	179 N	Georgetown	0 3				
						192 H	High Point	3 1				
						212 H	Campbell	3 0				
						242 A	Gardner-Webb	3 0				
						242 H	Gardner-Webb	1 3				
						261 H	USC Upstate	3 0				
						269 N	Davidson	3 1				
						291 A	UNC Asheville	3 2				
						291 H	UNC Asheville	2 3				
						294 N	Wofford	3 1				
						299 A	Charleston So.	3 1				
						299 H	Charleston So.	3 0				
						327 N	N.C. Central	3 0				
<hr/>												
LAST 10 GAMES												
242 A	Gardner-Webb	3 0	101 A	Radford	2 3							
291 A	UNC Asheville	3 2	135 A	Liberty	0 3							
92 H	Coastal Caro.	0 3	192 H	High Point	3 1							
299 H	Charleston So.	3 0	212 H	Campbell	3 0							
96 A	Clemson	1 3	291 H	UNC Asheville	2 3							

Non-Div. I Games:

Presbyterian

Average RPI Win:		249	WON-LOST RECORD		WINNING PCT. RANK		LAST 10 GAMES		STRENGTH OF SCHEDULE		OPP. STRENGTH OF SCHEDULE		TEAM RPI		ADJ RPI		CONF. RPI		ADJ CONF. RPI				
DIV. I ONLY			12- 12		.5 166		3- 7		229		169		192		.47223 186		7 7						
DIV. I NON-CONF.			8- 2		.8 41		1- 0		313		327		174		.48975 175		8 8						
TOTALS		RPI 1-25		RPI 26-50		W-L RECORDS		RPI 51-100		RPI 101-150		RPI 150+											
12- 12		0- 1		0- 3		OVERALL		0- 3		2- 1		10- 4											
9- 5		0- 0		0- 1		HOME		0- 2		1- 1		8- 1											
1- 6		0- 1		0- 2		AWAY		0- 1		1- 0		0- 2											
2- 1		0- 0		0- 0		NEUTRAL		0- 0		0- 0		2- 1											
8- 2		0- 1		0- 0		NON-CONFERENCE		0- 0		0- 0		8- 1											
6- 0		0- 0		0- 0		HOME		0- 0		0- 0		6- 0											
0- 1		0- 1		0- 0		AWAY		0- 0		0- 0		0- 0											
2- 1		0- 0		0- 0		NEUTRAL		0- 0		0- 0		2- 1											
4- 10		0- 0		0- 3		CONFERENCE		0- 3		2- 1		2- 3											
3- 5		0- 0		0- 1		HOME		0- 2		1- 1		2- 1											
1- 5		0- 0		0- 2		AWAY		0- 1		1- 0		0- 2											
0- 0		0- 0		0- 0		NEUTRAL		0- 0		0- 0		0- 0											
RPI	S	Opponent		Score		RPI	S	Opponent		Score		RPI	S	Opponent		Score							
10	A	Penn St.		0	3	35	A	UCF		0	3	59	H	Temple		0	3	144	H	Cincinnati		3	2
						35	H	UCF		0	3	61	A	Tulsa		0	3	147	A	Houston		3	2
						44	A	SMU		0	3	87	H	Memphis		2	3	147	H	Houston		2	3
																		154	A	South Fla.		1	3
																		154	H	South Fla.		3	1
																		178	H	UConn		1	3
																		189	A	Tulane		1	3
																		189	H	Tulane		3	0
																		196	N	Ill.-Chicago		2	3
																		224	N	Eastern Ill.		3	2
																		271	H	Morgan St.		3	2
																		288	H	Tennessee Tech		3	0
																		298	N	DePaul		3	1
																		304	H	UMES		3	0
																		316	H	Norfolk St.		3	0
																		327	H	N.C. Central		3	0
																		329	H	N.C. A&T		3	0
						LAST 10 GAMES																	
						189	H	Tulane		3	0	87	H	Memphis		2	3						
						147	H	Houston		2	3	144	H	Cincinnati		3	2						
						154	A	South Fla.		1	3	44	A	SMU		0	3						
						35	A	UCF		0	3	61	A	Tulsa		0	3						
						304	H	UMES		3	0	35	H	UCF		0	3						

Non-Div. I Games:

East Carolina

[illegible]

Non-Div. I Games:

Western Caro.

RPI	S	Opponent	Score	
317	N	Citadel	3	0

Eastern Ky.

E
a
s
t
e
r
n
K
y
.

E
a
s
t
e
r
n
K
y
.

Average RPI Win:		204	WON-LOST RECORD		WINNING PCT. RANK		LAST 10 GAMES		STRENGTH OF SCHEDULE		OPP. STRENGTH OF SCHEDULE		TEAM RPI		ADJ RPI		CONF. RPI		ADJ CONF. RPI	
DIV. I ONLY			5- 21		.19231 307		1- 9		37		117		203		.46962 189		7		7	
DIV. I NON-CONF.			2- 10		.16667 293		0- 0		46		154		220		.46365 213		8		8	
TOTALS		RPI 1-25		RPI 26-50		W-L RECORDS		RPI 51-100		RPI 101-150		RPI 150+								
5- 21		0- 2		0- 3		OVERALL		0- 7		1- 5		4- 4								
4- 7		0- 0		0- 1		HOME		0- 3		1- 2		3- 1								
0- 10		0- 2		0- 2		AWAY		0- 1		0- 3		0- 2								
1- 4		0- 0		0- 0		NEUTRAL		0- 3		0- 0		1- 1								
2- 10		0- 2		0- 0		NON-CONFERENCE		0- 3		0- 3		2- 2								
1- 2		0- 0		0- 0		HOME		0- 0		0- 1		1- 1								
0- 4		0- 2		0- 0		AWAY		0- 0		0- 2		0- 0								
1- 4		0- 0		0- 0		NEUTRAL		0- 3		0- 0		1- 1								
3- 11		0- 0		0- 3		CONFERENCE		0- 4		1- 2		2- 2								
3- 5		0- 0		0- 1		HOME		0- 3		1- 1		2- 0								
0- 6		0- 0		0- 2		AWAY		0- 1		0- 1		0- 2								
0- 0		0- 0		0- 0		NEUTRAL		0- 0		0- 0		0- 0								
RPI S	Opponent		Score		RPI S	Opponent		Score		RPI S	Opponent		Score		RPI S	Opponent		Score		
15 A	Texas A&M		0	3	35 A	UCF		0	3	59 H	Temple		0	3	128 A	North Dakota		0	3	
19 A	Arizona		0	3	44 A	SMU		2	3	61 A	Tulsa		1	3	128 A	North Dakota		0	3	
					44 H	SMU		0	3	61 H	Tulsa		0	3	130 H	Fla. Atlantic		0	3	
										75 N	UTSA		1	3	144 H	Cincinnati		1	3	
										78 N	South Dakota		0	3	147 A	Houston		2	3	
										82 N	Iowa		0	3	147 H	Houston		3	1	
										87 H	Memphis		0	3	154 A	South Fla.		0	3	
															169 H	Howard		2	3	
															178 H	UConn		3	2	
															186 A	East Carolina		0	3	
															186 H	East Carolina		3	1	
															249 N	Coppin St.		3	0	
															252 N	UMBC		2	3	
															259 H	Southeastern La.		3	0	
					LAST 10 GAMES															
					186 A East Carolina					0	3	154 A South Fla.					0	3		
					147 A Houston					2	3	59 H Temple					0	3		
					61 H Tulsa					0	3	178 H UConn					3	2		
					44 H SMU					0	3	44 A SMU					2	3		
					35 A UCF					0	3	61 A Tulsa					1	3		

Non-Div. I Games:

Tulane

Average RPI Win: 230		WON-LOST	WINNING	LAST 10	STRENGTH OF		OPP. STRENGTH	TEAM	ADJ	CONF.	ADJ CONF.
Average RPI Loss: 123		RECORD	PCT. RANK	GAMES	SCHEDULE		OF SCHEDULE	RPI	RPI	RPI	RPI
DIV. I ONLY		10- 17	.37037	234	2- 8		105	193	194	.46875	190
DIV. I NON-CONF.		8- 6	.57143	139	1- 0		166	189	144	.50554	150
TOTALS		RPI 1-25	RPI 26-50		W-L RECORDS		RPI 51-100		RPI 101-150		RPI 150+
10- 17	0- 0	0- 1		OVERALL		1- 4		1- 6		8- 6	
2- 6	0- 0	0- 0		HOME		0- 2		1- 2		1- 2	
4- 9	0- 0	0- 1		AWAY		0- 1		0- 4		4- 3	
4- 2	0- 0	0- 0		NEUTRAL		1- 1		0- 0		3- 1	
8- 6	0- 0	0- 1		NON-CONFERENCE		1- 2		1- 0		6- 3	
1- 2	0- 0	0- 0		HOME		0- 1		1- 0		0- 1	
3- 2	0- 0	0- 1		AWAY		0- 0		0- 0		3- 1	
4- 2	0- 0	0- 0		NEUTRAL		1- 1		0- 0		3- 1	
2- 11	0- 0	0- 0		CONFERENCE		0- 2		0- 6		2- 3	
1- 4	0- 0	0- 0		HOME		0- 1		0- 2		1- 1	
1- 7	0- 0	0- 0		AWAY		0- 1		0- 4		1- 2	
0- 0	0- 0	0- 0		NEUTRAL		0- 0		0- 0		0- 0	
RPI S	Opponent	Score	RPI S	Opponent	Score	RPI S	Opponent	Score	RPI S	Opponent	Score
			35 A	UCF	0 3	60 H	Harvard	1 3	103 A	Hofstra	0 3
						73 N	UNI	0 3	103 H	Hofstra	1 3
						81 N	TCU	3 2	109 A	Col. of Charleston	1 3
						88 A	Towson	0 3	114 A	UNCW	2 3
						88 H	Towson	1 3	114 H	UNCW	0 3
									117 H	Boston College	3 1
									131 A	James Madison	0 3
									155 H	Rhode Island	1 3
									163 A	Delaware	0 3
									163 H	Delaware	1 3
									174 A	Notre Dame	1 3
									188 N	Eastern Ky.	2 3
									212 A	Campbell	3 2
									229 A	New Hampshire	3 1
									234 A	William & Mary	1 3
									240 N	Rider	3 1
									251 N	FIU	3 2
									272 A	Elon	3 0
									272 H	Elon	3 2
									297 A	Fordham	3 0
									325 N	Fairleigh Dickinson	3 1
LAST 10 GAMES											
			103 H	Hofstra	1 3		234 A	William & Mary	1 3		
			163 A	Delaware	0 3		131 A	James Madison	0 3		
			88 A	Towson	0 3		212 A	Campbell	3 2		
			114 H	UNCW	0 3		109 A	Col. of Charleston	1 3		
			272 H	Elon	3 2		103 A	Hofstra	0 3		

Non-Div. I Games:

Northeastern

[illegible]

Non-Div. I Games:

Utah Valley

Average RPI Win: 212		WON-LOST RECORD		WINNING PCT. RANK		LAST 10 GAMES		STRENGTH OF SCHEDULE		OPP. STRENGTH OF SCHEDULE		TEAM RPI		ADJ RPI		CONF. RPI		ADJ CONF. RPI	
Average RPI Loss: 153																			
DIV. I ONLY		11- 14		.44 200		5- 5		112		224		176		.46814 192		20		21	
DIV. I NON-CONF.		6- 7		.46154 184		0- 0		152		196		184		.47231 199		22		22	
TOTALS		RPI 1-25		RPI 26-50		W-L RECORDS		RPI 51-100		RPI 101-150		RPI 150+							
11- 14		0- 0		0- 1		OVERALL		1- 2		1- 4		9- 7							
5- 5		0- 0		0- 0		HOME		0- 1		1- 1		4- 3							
2- 7		0- 0		0- 1		AWAY		0- 1		0- 2		2- 3							
4- 2		0- 0		0- 0		NEUTRAL		1- 0		0- 1		3- 1							
6- 7		0- 0		0- 1		NON-CONFERENCE		1- 1		0- 1		5- 4							
1- 2		0- 0		0- 0		HOME		0- 0		0- 0		1- 2							
1- 3		0- 0		0- 1		AWAY		0- 1		0- 0		1- 1							
4- 2		0- 0		0- 0		NEUTRAL		1- 0		0- 1		3- 1							
5- 7		0- 0		0- 0		CONFERENCE		0- 1		1- 3		4- 3							
4- 3		0- 0		0- 0		HOME		0- 1		1- 1		3- 1							
1- 4		0- 0		0- 0		AWAY		0- 0		0- 2		1- 2							
0- 0		0- 0		0- 0		NEUTRAL		0- 0		0- 0		0- 0							
RPI S	Opponent	Score		RPI S	Opponent	Score		RPI S	Opponent	Score		RPI S	Opponent	Score					
				27 A	Duke	1	3	81 A	TCU	0	3	101 A	Radford	2	3				
								84 N	Furman	3	2	101 H	Radford	2	3				
								92 H	Coastal Caro.	1	3	114 N	UNCW	0	3				
												135 A	Liberty	2	3				
												135 H	Liberty	3	1				
												156 H	UNC Greensboro	3	0				
												166 A	Winthrop	3	0				
												173 N	Sam Houston St.	3	2				
												185 A	Presbyterian	1	3				
												187 H	Western Caro.	2	3				
												193 N	Charlotte	1	3				
												194 N	North Florida	3	0				
												212 A	Campbell	1	3				
												212 H	Campbell	2	3				
												228 H	Eastern Wash.	2	3				
												242 H	Gardner-Webb	3	1				
												269 A	Davidson	3	1				
												272 A	Elon	2	3				
												291 H	UNC Asheville	3	0				
												299 H	Charleston So.	3	0				
												319 N	Ark.-Pine Bluff	3	0				
				LAST 10 GAMES															
				101 H	Radford	2	3	185 A	Presbyterian	1	3								
				135 H	Liberty	3	1	166 A	Winthrop	3	0								
				242 H	Gardner-Webb	3	1	135 A	Liberty	2	3								
				291 H	UNC Asheville	3	0	101 A	Radford	2	3								
				212 H	Campbell	2	3	299 H	Charleston So.	3	0								

Non-Div. I Games:

High Point

Average RPI Win:	201	WON-LOST	WINNING	LAST 10	STRENGTH OF	OPP. STRENGTH	TEAM	ADJ	CONF.	ADJ CONF.	
Average RPI Loss:	160	RECORD	PCT. RANK	GAMES	SCHEDULE	OF SCHEDULE	RPI	RPI	RPI	RPI	
DIV. I ONLY	15- 16	.48387	179	3- 7	174	199	180	.46728	193	15	15
DIV. I NON-CONF.	11- 6	.64706	104	0- 0	142	238	119	.51796	136	13	13
<hr/>											
TOTALS	RPI 1-25	RPI 26-50		W-L RECORDS		RPI 51-100		RPI 101-150		RPI 150+	
15- 16	0- 0	0- 1		OVERALL		1- 3		2- 2		12- 10	
4- 7	0- 0	0- 0		HOME		0- 1		0- 1		4- 5	
5- 9	0- 0	0- 1		AWAY		0- 2		1- 1		4- 5	
6- 0	0- 0	0- 0		NEUTRAL		1- 0		1- 0		4- 0	
11- 6	0- 0	0- 0		NON-CONFERENCE		1- 1		1- 0		9- 5	
3- 2	0- 0	0- 0		HOME		0- 0		0- 0		3- 2	
2- 4	0- 0	0- 0		AWAY		0- 1		0- 0		2- 3	
6- 0	0- 0	0- 0		NEUTRAL		1- 0		1- 0		4- 0	
4- 10	0- 0	0- 1		CONFERENCE		0- 2		1- 2		3- 5	
1- 5	0- 0	0- 0		HOME		0- 1		0- 1		1- 3	
3- 5	0- 0	0- 1		AWAY		0- 1		1- 1		2- 2	
0- 0	0- 0	0- 0		NEUTRAL		0- 0		0- 0		0- 0	
RPI S	Opponent	Score	RPI S	Opponent	Score	RPI S	Opponent	Score	RPI S	Opponent	Score
			42 A	Western Ky.	0 3	59 A	Temple	1 3	114 N	UNCW	3 1
						75 H	UTSA	2 3	124 A	North Texas	3 1
						76 A	Rice	0 3	130 A	Fla. Atlantic	0 3
						94 N	Dayton	3 1	130 H	Fla. Atlantic	1 3
									152 N	Princeton	3 1
									156 H	UNC Greensboro	3 0
									159 A	Southern Miss.	1 3
									161 A	Marshall	2 3
									161 H	Marshall	2 3
									166 H	Winthrop	2 3
									176 A	Jacksonville	1 3
									184 H	East Tenn. St.	3 1
									187 A	Western Caro.	2 3
									192 N	High Point	3 1
									194 A	North Florida	3 2
									202 A	UTEP	3 2
									241 H	UAB	3 0
									242 A	Gardner-Webb	2 3
									251 A	FIU	3 1
									251 H	FIU	0 3
									267 H	Louisiana Tech	1 3
			LAST 10 GAMES						269 A	Davidson	3 1
			202 A	UTEP	3 2	161 A	Marshall	2 3	271 H	Morgan St.	3 1
			251 A	FIU	3 1	124 A	North Texas	3 1	276 N	Holy Cross	3 0
			130 A	Fla. Atlantic	0 3	130 H	Fla. Atlantic	1 3	284 H	Sacramento St.	1 3
			75 H	UTSA	2 3	251 H	FIU	0 3	289 N	Nicholls St.	3 2
			267 H	Louisiana Tech	1 3	42 A	Western Ky.	0 3			

Non-Div. I Games:

Charlotte

Average RPI Win: 245		WON-LOST	WINNING	LAST 10	STRENGTH OF		OPP. STRENGTH	TEAM	ADJ	CONF.	ADJ CONF.
Average RPI Loss: 123		RECORD	PCT. RANK	GAMES	SCHEDULE		OF SCHEDULE	RPI	RPI	RPI	RPI
DIV. I ONLY		12- 16	.42857	209	7- 3		140	182	186	.46693	194
DIV. I NON-CONF.		7- 9	.4375	205	2- 0		163	215	204	.46763	207
TOTALS		RPI 1-25	RPI 26-50		W-L RECORDS		RPI 51-100		RPI 101-150		RPI 150+
12- 16	0- 0	0- 3		OVERALL		0- 5		1- 2		11- 6	
8- 5	0- 0	0- 1		HOME		0- 2		1- 1		7- 1	
3- 8	0- 0	0- 2		AWAY		0- 1		0- 1		3- 4	
1- 3	0- 0	0- 0		NEUTRAL		0- 2		0- 0		1- 1	
7- 9	0- 0	0- 1		NON-CONFERENCE		0- 4		0- 1		7- 3	
4- 4	0- 0	0- 0		HOME		0- 2		0- 1		4- 1	
2- 2	0- 0	0- 1		AWAY		0- 0		0- 0		2- 1	
1- 3	0- 0	0- 0		NEUTRAL		0- 2		0- 0		1- 1	
5- 7	0- 0	0- 2		CONFERENCE		0- 1		1- 1		4- 3	
4- 1	0- 0	0- 1		HOME		0- 0		1- 0		3- 0	
1- 6	0- 0	0- 1		AWAY		0- 1		0- 1		1- 3	
0- 0	0- 0	0- 0		NEUTRAL		0- 0		0- 0		0- 0	
RPI S	Opponent	Score	RPI S	Opponent	Score	RPI S	Opponent	Score	RPI S	Opponent	Score
			27 A	Duke	0 3	64 A	FGCU	2 3	122 A	Northern Ky.	2 3
			33 A	Lipscomb	2 3	84 N	Furman	1 3	122 H	Northern Ky.	3 1
			33 H	Lipscomb	2 3	89 N	South Carolina	1 3	130 H	Fla. Atlantic	0 3
						92 H	Coastal Caro.	2 3	171 A	Stetson	1 3
						94 H	Dayton	0 3	176 A	Jacksonville	0 3
									176 H	Jacksonville	3 0
									192 N	High Point	0 3
									193 H	Charlotte	2 3
									197 A	Florida A&M	3 2
									212 A	Campbell	0 3
									222 H	Georgia St.	3 0
									250 A	Kennesaw St.	3 2
									250 H	Kennesaw St.	3 1
									261 A	USC Upstate	2 3
									261 H	USC Upstate	3 2
									272 N	Elon	3 2
									289 H	Nicholls St.	3 1
									291 H	UNC Asheville	3 0
									306 A	Bethune-Cookman	3 1
									306 H	Bethune-Cookman	3 0
LAST 10 GAMES			122 H	Northern Ky.	3 1	197 A	Florida A&M	3 2			
			33 H	Lipscomb	2 3	261 H	USC Upstate	3 2			
			250 A	Kennesaw St.	3 2	250 H	Kennesaw St.	3 1			
			261 A	USC Upstate	2 3	306 A	Bethune-Cookman	3 1			
			176 H	Jacksonville	3 0	33 A	Lipscomb	2 3			

Non-Div. I Games:

North Florida

Average RPI Win: 244		WON-LOST	WINNING	LAST 10	STRENGTH OF		OPP. STRENGTH	TEAM	ADJ	CONF.	ADJ CONF.
Average RPI Loss: 85		RECORD	PCT. RANK	GAMES	SCHEDULE		OF SCHEDULE	RPI	RPI	RPI	RPI
DIV. I ONLY		9- 13	.40909	219	4- 6		237	89	224	.46654	195
DIV. I NON-CONF.		5- 5	.5	163	0- 0		233	98	196	.48312	187
TOTALS		RPI 1-25	RPI 26-50		W-L RECORDS		RPI 51-100		RPI 101-150		RPI 150+
9- 13	0- 0	0- 5		OVERALL		1- 2		0- 6		8- 0	
6- 5	0- 0	0- 3		HOME		1- 0		0- 2		5- 0	
3- 5	0- 0	0- 1		AWAY		0- 0		0- 4		3- 0	
0- 3	0- 0	0- 1		NEUTRAL		0- 2		0- 0		0- 0	
5- 5	0- 0	0- 2		NON-CONFERENCE		1- 2		0- 1		4- 0	
4- 1	0- 0	0- 1		HOME		1- 0		0- 0		3- 0	
1- 1	0- 0	0- 0		AWAY		0- 0		0- 1		1- 0	
0- 3	0- 0	0- 1		NEUTRAL		0- 2		0- 0		0- 0	
4- 8	0- 0	0- 3		CONFERENCE		0- 0		0- 5		4- 0	
2- 4	0- 0	0- 2		HOME		0- 0		0- 2		2- 0	
2- 4	0- 0	0- 1		AWAY		0- 0		0- 3		2- 0	
0- 0	0- 0	0- 0		NEUTRAL		0- 0		0- 0		0- 0	
RPI S	Opponent	Score	RPI S	Opponent	Score	RPI S	Opponent	Score	RPI S	Opponent	Score
			26 H	Long Beach St.	1 3	57 N	Wyoming	1 3	113 A	UC Irvine	0 3
			30 A	Hawaii	0 3	95 H	Northern Ill.	3 1	113 H	UC Irvine	1 3
			37 H	Santa Clara	2 3	99 N	Washington St.	2 3	119 A	UC Santa Barbara	2 3
			38 H	CSUN	1 3				141 A	UC Davis	1 3
			47 N	Utah	0 3				141 H	UC Davis	1 3
									150 A	St. Mary's (CA)	1 3
									218 A	Cal St. Fullerton	3 1
									218 H	Cal St. Fullerton	3 1
									237 H	Bakersfield	3 1
									254 A	Montana	3 1
									284 H	Sacramento St.	3 0
									290 A	UC Riverside	3 2
									290 H	UC Riverside	3 1
									313 H	San Jose St.	3 0
LAST 10 GAMES											
			218 H	Cal St. Fullerton	3 1	26 H	Long Beach St.	1 3			
			113 H	UC Irvine	1 3	38 H	CSUN	1 3			
			141 A	UC Davis	1 3	113 A	UC Irvine	0 3			
			290 A	UC Riverside	3 2	218 A	Cal St. Fullerton	3 1			
			30 A	Hawaii	0 3	290 H	UC Riverside	3 1			

Non-Div. I Games:

Cal Poly

Average RPI Win: 213		WON-LOST RECORD		WINNING PCT. RANK		LAST 10 GAMES		STRENGTH OF SCHEDULE		OPP. STRENGTH OF SCHEDULE		TEAM RPI		ADJ RPI		CONF. RPI		ADJ CONF. RPI	
DIV. I ONLY		13- 15		.46429 188		6- 4		212		145		193		.46623 196		17		17	
DIV. I NON-CONF.		6- 9		.4 220		0- 0		177		150		216		.45712 221		15		15	
TOTALS		RPI 1-25		RPI 26-50		W-L RECORDS		RPI 51-100		RPI 101-150		RPI 150+							
13- 15		0- 1		0- 1		OVERALL		0- 4		3- 2		10- 7							
4- 6		0- 0		0- 0		HOME		0- 1		1- 1		3- 4							
6- 6		0- 1		0- 1		AWAY		0- 2		2- 0		4- 2							
3- 3		0- 0		0- 0		NEUTRAL		0- 1		0- 1		3- 1							
6- 9		0- 1		0- 1		NON-CONFERENCE		0- 2		1- 1		5- 4							
2- 2		0- 0		0- 0		HOME		0- 0		1- 0		1- 2							
1- 4		0- 1		0- 1		AWAY		0- 1		0- 0		1- 1							
3- 3		0- 0		0- 0		NEUTRAL		0- 1		0- 1		3- 1							
7- 6		0- 0		0- 0		CONFERENCE		0- 2		2- 1		5- 3							
2- 4		0- 0		0- 0		HOME		0- 1		0- 1		2- 2							
5- 2		0- 0		0- 0		AWAY		0- 1		2- 0		3- 1							
0- 0		0- 0		0- 0		NEUTRAL		0- 0		0- 0		0- 0							
RPI S	Opponent	Score		RPI S	Opponent	Score		RPI S	Opponent	Score		RPI S	Opponent	Score					
10 A	Penn St.	0 3		45 A	Illinois St.	0 3		51 N	Virginia	1 3		105 H	Indiana	3 2					
								95 A	Northern Ill.	1 3		120 A	Valparaiso	3 1					
								100 A	Milwaukee	1 3		134 N	Eastern Mich.	2 3					
								100 H	Milwaukee	0 3		136 A	Oakland	3 0					
												136 H	Oakland	1 3					
												151 A	Youngstown St.	1 3					
												151 H	Youngstown St.	1 3					
												161 A	Marshall	0 3					
												177 H	Buffalo	1 3					
												183 A	Cleveland St.	3 2					
												183 H	Cleveland St.	1 3					
												186 N	East Carolina	3 2					
												188 H	Eastern Ky.	3 1					
												203 N	Syracuse	1 3					
												223 A	Green Bay	3 0					
												223 H	Green Bay	3 0					
												224 N	Eastern Ill.	3 1					
												274 H	Western Ill.	2 3					
												279 A	Wright St.	3 0					
												279 H	Wright St.	3 0					
												298 N	DePaul	3 1					
												322 A	Chicago St.	3 0					
				LAST 10 GAMES															
				279 H Wright St.				3 0				223 H Green Bay				3 0			
				136 H Oakland				1 3				120 A Valparaiso				3 1			
				183 A Cleveland St.				3 2				136 A Oakland				3 0			
				151 A Youngstown St.				1 3				279 A Wright St.				3 0			
				100 H Milwaukee				0 3				151 H Youngstown St.				1 3			

Non-Div. I Games:

Ill.-Chicago

Average RPI Win:	313	WON-LOST RECORD	WINNING PCT. RANK	LAST 10 GAMES	STRENGTH OF SCHEDULE	OPP. STRENGTH OF SCHEDULE	TEAM RPI	ADJ RPI	CONF. RPI	ADJ CONF. RPI	
Average RPI Loss:	72										
DIV. I ONLY		11- 14	.44 200	5- 4	194	261	221	.465 197	31	31	
DIV. I NON-CONF.		2- 13	.13333 304	0- 3	4	19	135	.52236 134	31	31	
<hr/>											
TOTALS	RPI 1-25	RPI 26-50		W-L RECORDS	RPI 51-100		RPI 101-150		RPI 150+		
11- 14	0- 5	0- 2		OVERALL	0- 3		0- 2		11- 2		
5- 1	0- 0	0- 0		HOME	0- 0		0- 0		5- 1		
4- 8	0- 3	0- 1		AWAY	0- 1		0- 2		4- 1		
2- 5	0- 2	0- 1		NEUTRAL	0- 2		0- 0		2- 0		
<hr/>											
2- 13	0- 5	0- 2		NON-CONFERENCE	0- 3		0- 2		2- 1		
0- 1	0- 0	0- 0		HOME	0- 0		0- 0		0- 1		
0- 7	0- 3	0- 1		AWAY	0- 1		0- 2		0- 0		
2- 5	0- 2	0- 1		NEUTRAL	0- 2		0- 0		2- 0		
<hr/>											
9- 1	0- 0	0- 0		CONFERENCE	0- 0		0- 0		9- 1		
5- 0	0- 0	0- 0		HOME	0- 0		0- 0		5- 0		
4- 1	0- 0	0- 0		AWAY	0- 0		0- 0		4- 1		
0- 0	0- 0	0- 0		NEUTRAL	0- 0		0- 0		0- 0		
<hr/>											
RPI S	Opponent	Score		RPI S	Opponent	Score		RPI S	Opponent	Score	
2 A	Florida St.	0	3	34 A	Miami (FL)	0	3	63 N	Seton Hall	1	3
4 A	Texas	0	3	35 N	UCF	0	3	64 A	FGCU	1	3
5 N	Wisconsin	1	3					64 N	FGCU	2	3
12 A	Colorado St.	0	3								
19 N	Arizona	0	3								
<hr/>											
				LAST 10 GAMES							
				332 A	South Carolina St.	3	0	194 H	North Florida	2	3
				306 A	Bethune-Cookman	0	3	2 A	Florida St.	0	3
				327 A	N.C. Central	3	1	64 A	FGCU	1	3
				329 A	N.C. A&T	3	1	306 H	Bethune-Cookman	3	0
				334 A	Savannah St.	3	0	329 H	N.C. A&T	3	0

Non-Div. I Games:

Florida A&M

Average RPI Win:		196	WON-LOST RECORD		WINNING PCT. RANK		LAST 10 GAMES		STRENGTH OF SCHEDULE		OPP. STRENGTH OF SCHEDULE		TEAM RPI		ADJ RPI		CONF. RPI		ADJ CONF. RPI				
DIV. I ONLY			7- 17		.29167 268		1- 9		89		129		212		.46472 198		14		12				
DIV. I NON-CONF.			4- 5		.44444 202		0- 0		81		88		133		.52394 128		10		10				
TOTALS		RPI 1-25		RPI 26-50		W-L RECORDS		RPI 51-100		RPI 101-150		RPI 150+											
7- 17		0- 1		0- 4		OVERALL		1- 5		1- 1		5- 6											
1- 6		0- 0		0- 1		HOME		0- 2		0- 1		1- 2											
3- 8		0- 1		0- 2		AWAY		0- 3		1- 0		2- 2											
3- 3		0- 0		0- 1		NEUTRAL		1- 0		0- 0		2- 2											
4- 5		0- 1		0- 2		NON-CONFERENCE		1- 0		0- 0		3- 2											
0- 0		0- 0		0- 0		HOME		0- 0		0- 0		0- 0											
1- 2		0- 1		0- 1		AWAY		0- 0		0- 0		1- 0											
3- 3		0- 0		0- 1		NEUTRAL		1- 0		0- 0		2- 2											
3- 12		0- 0		0- 2		CONFERENCE		0- 5		1- 1		2- 4											
1- 6		0- 0		0- 1		HOME		0- 2		0- 1		1- 2											
2- 6		0- 0		0- 1		AWAY		0- 3		1- 0		1- 2											
0- 0		0- 0		0- 0		NEUTRAL		0- 0		0- 0		0- 0											
RPI	S	Opponent		Score		RPI	S	Opponent		Score		RPI	S	Opponent		Score							
19	A	Arizona		0 3		38	N	CSUN		1 3		51	N	Virginia		3 2							
						45	A	Illinois St.		0 3		73	A	UNI		0 3							
						45	H	Illinois St.		0 3		83	A	Missouri St.		0 3							
						49	A	Northwestern		1 3		83	H	Missouri St.		2 3							
												85	A	Wichita St.		0 3							
												85	H	Wichita St.		0 3							
														118 A Southern Ill.		3 1							
														118 H Southern Ill.		0 3							
														151 N Youngstown St.		1 3							
														155 N Rhode Island		0 3							
														160 A Indiana St.		0 3							
														160 H Indiana St.		0 3							
														163 A Delaware		3 2							
														207 A Drake		3 2							
														266 A Evansville		1 3							
														266 H Evansville		1 3							
														275 N Albany (NY)		3 0							
														277 N Alabama St.		3 0							
														282 H Bradley		3 0							
LAST 10 GAMES						LAST 10 GAMES																	
160 A Indiana St.						0 3						85 A Wichita St.						0 3					
45 A Illinois St.						0 3						282 H Bradley						3 0					
118 H Southern Ill.						0 3						45 H Illinois St.						0 3					
266 H Evansville						1 3						160 H Indiana St.						0 3					
83 A Missouri St.						0 3						266 A Evansville						1 3					

Non-Div. I Games:

Loyola Chicago

L
e
h
i
g
h

Lehigh

Average RPI Win:	238	WON-LOST RECORD	WINNING PCT. RANK	LAST 10 GAMES	STRENGTH OF SCHEDULE	OPP. STRENGTH OF SCHEDULE	TEAM RPI	ADJ RPI	CONF. RPI	ADJ CONF. RPI		
DIV. I ONLY		11- 13	.45833	194	6- 4	193	202	197	.46316	200	18	18
DIV. I NON-CONF.		5- 7	.41667	213	0- 0	245	194	240	.44263	239	18	18
<hr/>												
TOTALS	RPI 1-25	RPI 26-50		W-L RECORDS		RPI 51-100		RPI 101-150		RPI 150+		
11- 13	0- 0	0- 2		OVERALL		1- 3		0- 3		10- 5		
7- 3	0- 0	0- 0		HOME		0- 2		0- 1		7- 0		
3- 7	0- 0	0- 1		AWAY		1- 1		0- 1		2- 4		
1- 3	0- 0	0- 1		NEUTRAL		0- 0		0- 1		1- 1		
5- 7	0- 0	0- 2		NON-CONFERENCE		0- 0		0- 3		5- 2		
4- 1	0- 0	0- 0		HOME		0- 0		0- 1		4- 0		
0- 3	0- 0	0- 1		AWAY		0- 0		0- 1		0- 1		
1- 3	0- 0	0- 1		NEUTRAL		0- 0		0- 1		1- 1		
6- 6	0- 0	0- 0		CONFERENCE		1- 3		0- 0		5- 3		
3- 2	0- 0	0- 0		HOME		0- 2		0- 0		3- 0		
3- 4	0- 0	0- 0		AWAY		1- 1		0- 0		2- 3		
0- 0	0- 0	0- 0		NEUTRAL		0- 0		0- 0		0- 0		
RPI S	Opponent	Score	RPI S	Opponent	Score	RPI S	Opponent	Score	RPI S	Opponent	Score	
			40 A	San Diego	0 3	60 A	Harvard	3 0	121 N	New Mexico St.	0 3	
			49 N	Northwestern	0 3	60 H	Harvard	1 3	135 H	Liberty	1 3	
						93 A	Yale	0 3	138 A	San Diego St.	1 3	
						93 H	Yale	0 3	152 A	Princeton	2 3	
									155 N	Rhode Island	3 1	
									180 A	Penn	2 3	
									215 A	Dartmouth	2 3	
									215 H	Dartmouth	3 1	
									218 N	Cal St. Fullerton	0 3	
									229 A	New Hampshire	1 3	
									230 A	Columbia	3 1	
									230 H	Columbia	3 2	
									270 H	Central Conn. St.	3 1	
									276 H	Holy Cross	3 0	
									280 A	Cornell	3 1	
									280 H	Cornell	3 2	
									302 H	Providence	3 0	
									325 H	UMass Lowell	3 0	
			LAST 10 GAMES									
			230 A	Columbia	3 1	280 H	Cornell	3 2				
			280 A	Cornell	3 1	230 H	Columbia	3 2				
			215 H	Dartmouth	3 1	180 A	Penn	2 3				
			60 H	Harvard	1 3	152 A	Princeton	2 3				
			93 A	Yale	0 3	60 A	Harvard	3 0				

Non-Div. I Games:

Brown

Average RPI Win: 288		WON-LOST RECORD	WINNING PCT. RANK		LAST 10 GAMES	STRENGTH OF SCHEDULE	OPP. STRENGTH OF SCHEDULE	TEAM RPI	ADJ RPI	CONF. RPI	ADJ CONF. RPI	
Average RPI Loss: 134												
DIV. I ONLY		13- 14	.48148	183	6- 4	192	284	202	.46292	201	27	27
DIV. I NON-CONF.		5- 8	.38462	232	1- 0	99	251	193	.48556	183	27	27
<hr/>												
TOTALS		RPI 1-25	RPI 26-50		W-L RECORDS	RPI 51-100		RPI 101-150		RPI 150+		
13- 14	0- 0		0- 2		OVERALL	0- 3		0- 4		13- 5		
5- 5	0- 0		0- 1		HOME	0- 1		0- 1		5- 2		
6- 6	0- 0		0- 1		AWAY	0- 1		0- 1		6- 3		
2- 3	0- 0		0- 0		NEUTRAL	0- 1		0- 2		2- 0		
<hr/>												
5- 8	0- 0		0- 2		NON-CONFERENCE	0- 1		0- 4		5- 1		
2- 2	0- 0		0- 1		HOME	0- 0		0- 1		2- 0		
1- 3	0- 0		0- 1		AWAY	0- 0		0- 1		1- 1		
2- 3	0- 0		0- 0		NEUTRAL	0- 1		0- 2		2- 0		
<hr/>												
8- 6	0- 0		0- 0		CONFERENCE	0- 2		0- 0		8- 4		
3- 3	0- 0		0- 0		HOME	0- 1		0- 0		3- 2		
5- 3	0- 0		0- 0		AWAY	0- 1		0- 0		5- 2		
0- 0	0- 0		0- 0		NEUTRAL	0- 0		0- 0		0- 0		
<hr/>												
RPI S	Opponent	Score	RPI S	Opponent	Score	RPI S	Opponent	Score	RPI S	Opponent	Score	
			26 A	Long Beach St.	0 3	77 A	American	0 3	113 A	UC Irvine	1 3	
			37 H	Santa Clara	0 3	77 H	American	2 3	132 N	San Francisco	0 3	
						88 N	Towson	0 3	136 H	Oakland	2 3	
									142 N	St. John's (NY)	1 3	
									158 A	Marist	0 3	
									199 A	Lehigh	0 3	
									199 H	Lehigh	1 3	
									212 N	Campbell	3 2	
									220 A	Navy	0 3	
									226 A	Colgate	3 1	
									226 H	Colgate	3 0	
									276 A	Holy Cross	3 1	
									276 H	Holy Cross	1 3	
									300 H	Binghamton	3 1	
									305 A	Bucknell	3 1	
									305 H	Bucknell	3 2	
									308 A	Lafayette	3 2	
									309 A	Bryant	3 1	
									310 H	NJIT	3 0	
									323 A	Loyola Maryland	3 0	
									323 H	Loyola Maryland	3 0	
									325 N	UMass Lowell	3 0	
<hr/>												
LAST 10 GAMES												
			77 A	American	0 3	276 A	Holy Cross	3 1				
			323 A	Loyola Maryland	3 0	310 H	NJIT	3 0				
			226 A	Colgate	3 1	308 A	Lafayette	3 2				
			305 H	Bucknell	3 2	220 A	Navy	0 3				
			199 H	Lehigh	1 3	77 H	American	2 3				

Non-Div. I Games:

Army

UTEP

Average RPI Win:		248	WON-LOST RECORD		WINNING PCT. RANK		LAST 10 GAMES		STRENGTH OF SCHEDULE		OPP. STRENGTH OF SCHEDULE		TEAM RPI		ADJ RPI		CONF. RPI		ADJ CONF. RPI	
DIV. I ONLY		6- 19		.24 287		4- 6		62		134		214		.46283 202		15		15		
DIV. I NON-CONF.		2- 9		.18182 291		0- 0		50		85		209		.46999 203		13		13		
TOTALS		RPI 1-25		RPI 26-50		W-L RECORDS		RPI 51-100		RPI 101-150		RPI 150+								
6- 19		0- 3		0- 1		OVERALL		0- 6		0- 4		6- 5								
1- 9		0- 2		0- 1		HOME		0- 2		0- 2		1- 2								
4- 5		0- 0		0- 0		AWAY		0- 4		0- 0		4- 1								
1- 5		0- 1		0- 0		NEUTRAL		0- 0		0- 2		1- 2								
2- 9		0- 3		0- 0		NON-CONFERENCE		0- 2		0- 2		2- 2								
0- 2		0- 2		0- 0		HOME		0- 0		0- 0		0- 0								
1- 2		0- 0		0- 0		AWAY		0- 2		0- 0		1- 0								
1- 5		0- 1		0- 0		NEUTRAL		0- 0		0- 2		1- 2								
4- 10		0- 0		0- 1		CONFERENCE		0- 4		0- 2		4- 3								
1- 7		0- 0		0- 1		HOME		0- 2		0- 2		1- 2								
3- 3		0- 0		0- 0		AWAY		0- 2		0- 0		3- 1								
0- 0		0- 0		0- 0		NEUTRAL		0- 0		0- 0		0- 0								
RPI S	Opponent		Score		RPI S	Opponent		Score		RPI S	Opponent		Score		RPI S	Opponent		Score		
4 N	Texas		0 3		42 H	Western Ky.		0 3		69 A	New Mexico		0 3		124 H	North Texas		2 3		
12 H	Colorado St.		0 3							75 A	UTSA		1 3		130 H	Fla. Atlantic		0 3		
22 H	BYU		0 3							75 H	UTSA		0 3		132 N	San Francisco		2 3		
										76 A	Rice		0 3		139 N	Saint Louis		0 3		
										76 H	Rice		0 3		159 H	Southern Miss.		1 3		
										98 A	Denver		1 3		161 A	Marshall		1 3		
															164 N	Seattle		0 3		
															193 H	Charlotte		2 3		
															204 A	Middle Tenn.		3 1		
															224 N	Eastern Ill.		1 3		
															241 A	UAB		3 2		
															248 N	Nevada		3 0		
															251 H	FIU		3 2		
															267 A	Louisiana Tech		3 1		
															274 A	Western Ill.		3 1		
				LAST 10 GAMES																
				193 H	Charlotte	2	3	42 H	Western Ky.	0	3									
				251 H	FIU	3	2	76 H	Rice	0	3									
				267 A	Louisiana Tech	3	1	204 A	Middle Tenn.	3	1									
				159 H	Southern Miss.	1	3	241 A	UAB	3	2									
				161 A	Marshall	1	3	75 A	UTSA	1	3									

Non-Div. I Games:

UTEP

Average RPI Win:		262	WON-LOST		WINNING		LAST 10		STRENGTH OF		OPP. STRENGTH		TEAM	ADJ		CONF.		ADJ CONF.						
Average RPI Loss:		79	RECORD		PCT. RANK		GAMES		SCHEDULE		OF SCHEDULE		RPI	RPI		RPI		RPI						
DIV. I ONLY			8- 17		.32		259		1- 9		130		101		218		.46192		203		4		4	
DIV. I NON-CONF.			7- 5		.58333		130		0- 0		269		212		195		.47835		195		4		4	
TOTALS			RPI 1-25		RPI 26-50		W-L RECORDS		RPI 51-100		RPI 101-150		RPI 150+											
8- 17			0- 2		0- 5		OVERALL		0- 6		1- 2		7- 2											
5- 7			0- 0		0- 3		HOME		0- 3		1- 0		4- 1											
1- 8			0- 1		0- 1		AWAY		0- 3		0- 2		1- 1											
2- 2			0- 1		0- 1		NEUTRAL		0- 0		0- 0		2- 0											
7- 5			0- 1		0- 1		NON-CONFERENCE		0- 2		0- 0		7- 1											
4- 2			0- 0		0- 0		HOME		0- 1		0- 0		4- 1											
1- 1			0- 0		0- 0		AWAY		0- 1		0- 0		1- 0											
2- 2			0- 1		0- 1		NEUTRAL		0- 0		0- 0		2- 0											
1- 12			0- 1		0- 4		CONFERENCE		0- 4		1- 2		0- 1											
1- 5			0- 0		0- 3		HOME		0- 2		1- 0		0- 0											
0- 7			0- 1		0- 1		AWAY		0- 2		0- 2		0- 1											
0- 0			0- 0		0- 0		NEUTRAL		0- 0		0- 0		0- 0											
RPI	S	Opponent		Score		RPI	S	Opponent		Score		RPI	S	Opponent		Score								
6	A	North Carolina		0 3		27	H	Duke		0 3		56	A	Xavier		0 3								
25	N	Ohio St.		2 3		34	H	Miami (FL)		1 3		59	H	Temple		2 3								
						43	N	Ohio		1 3		86	A	Louisville		1 3								
						48	A	Pittsburgh		0 3		86	H	Louisville		0 3								
						48	H	Pittsburgh		1 3		91	A	North Carolina St.		0 3								
												96	H	Clemson		1 3								

Average RPI Win: 220		WON-LOST	WINNING	LAST 10	STRENGTH OF	OPP. STRENGTH	TEAM	ADJ	CONF.	ADJ CONF.													
Average RPI Loss: 110		RECORD	PCT. RANK	GAMES	SCHEDULE	OF SCHEDULE	RPI	RPI	RPI	RPI													
DIV. I ONLY		9- 19	.32143	257	3- 7	120	114	217	.4606	204	15	15											
DIV. I NON-CONF.		4- 10	.28571	265	0- 0	65	62	175	.49227	172	13	13											
<hr/>																							
TOTALS		RPI 1-25	RPI 26-50		W-L RECORDS	RPI 51-100		RPI 101-150		RPI 150+													
9- 19	0- 2		0- 2		OVERALL	1- 6		0- 3		8- 6													
4- 8	0- 1		0- 0		HOME	0- 3		0- 2		4- 2													
3- 7	0- 1		0- 0		AWAY	0- 2		0- 1		3- 3													
2- 4	0- 0		0- 2		NEUTRAL	1- 1		0- 0		1- 1													
<hr/>																							
4- 10	0- 2		0- 2		NON-CONFERENCE	1- 3		0- 1		3- 2													
1- 3	0- 1		0- 0		HOME	0- 1		0- 1		1- 0													
1- 3	0- 1		0- 0		AWAY	0- 1		0- 0		1- 1													
2- 4	0- 0		0- 2		NEUTRAL	1- 1		0- 0		1- 1													
<hr/>																							
5- 9	0- 0		0- 0		CONFERENCE	0- 3		0- 2		5- 4													
3- 5	0- 0		0- 0		HOME	0- 2		0- 1		3- 2													
2- 4	0- 0		0- 0		AWAY	0- 1		0- 1		2- 2													
0- 0	0- 0		0- 0		NEUTRAL	0- 0		0- 0		0- 0													
<hr/>																							
RPI S	Opponent	Score	RPI S	Opponent	Score	RPI S	Opponent	Score	RPI S	Opponent	Score												
9 H	Illinois	0 3	35 N	UCF	1 3	62 H	Virginia Tech	0 3	118 H	Southern Ill.	1 3												
16 A	Kansas St.	0 3	48 N	Pittsburgh	0 3	63 A	Seton Hall	2 3	124 H	North Texas	2 3												
						75 H	UTSA	0 3	130 A	Fla. Atlantic	0 3												
						76 A	Rice	1 3	159 H	Southern Miss.	3 1												
						76 H	Rice	0 3	161 A	Marshall	2 3												
						79 N	Arkansas	3 2	161 H	Marshall	1 3												
						94 N	Dayton	0 3	181 H	Belmont	3 2												
								184 A	East Tenn. St.	1 3													
								202 H	UTEP	1 3													
								215 N	Dartmouth	2 3													
								239 A	Bowling Green	3 2													
								241 A	UAB	0 3													
								241 H	UAB	3 0													
								251 A	FIU	3 2													
								267 A	Louisiana Tech	3 0													
								267 H	Louisiana Tech	3 2													
								297 N	Fordham	3 0													
<hr/>																							
LAST 10 GAMES																							
241 H UAB						3 0 130 A Fla. Atlantic						0 3											
267 A Louisiana Tech						3 0						251 A FIU						3 2					
161 H Marshall						1 3						241 A UAB						0 3					
124 H North Texas						2 3						202 H UTEP						1 3					
76 A Rice						1 3						76 H Rice						0 3					

Non-Div. I Games:

Middle Tenn.

Average RPI Win:	275	WON-LOST	WINNING	LAST 10	STRENGTH OF	OPP. STRENGTH	TEAM	ADJ	CONF.	ADJ CONF.	
Average RPI Loss:	134	RECORD	PCT. RANK	GAMES	SCHEDULE	OF SCHEDULE	RPI	RPI	RPI	RPI	
DIV. I ONLY	13- 15	.46429	188	6- 4	176	269	198	.46035	205	26	26
DIV. I NON-CONF.	6- 9	.4	220	1- 0	86	253	176	.488	179	26	25
<hr/>											
TOTALS	RPI 1-25	RPI 26-50		W-L RECORDS		RPI 51-100		RPI 101-150		RPI 150+	
13- 15	0- 0	0- 1		OVERALL		0- 4		0- 4		13- 6	
4- 6	0- 0	0- 0		HOME		0- 1		0- 2		4- 3	
6- 6	0- 0	0- 1		AWAY		0- 1		0- 1		6- 3	
3- 3	0- 0	0- 0		NEUTRAL		0- 2		0- 1		3- 0	
<hr/>											
6- 9	0- 0	0- 1		NON-CONFERENCE		0- 4		0- 2		6- 2	
1- 3	0- 0	0- 0		HOME		0- 1		0- 1		1- 1	
2- 3	0- 0	0- 1		AWAY		0- 1		0- 0		2- 1	
3- 3	0- 0	0- 0		NEUTRAL		0- 2		0- 1		3- 0	
<hr/>											
7- 6	0- 0	0- 0		CONFERENCE		0- 0		0- 2		7- 4	
3- 3	0- 0	0- 0		HOME		0- 0		0- 1		3- 2	
4- 3	0- 0	0- 0		AWAY		0- 0		0- 1		4- 2	
0- 0	0- 0	0- 0		NEUTRAL		0- 0		0- 0		0- 0	
<hr/>											
RPI S	Opponent	Score	RPI S	Opponent	Score	RPI S	Opponent	Score	RPI S	Opponent	Score
			44 A	SMU	0 3	61 H	Tulsa	0 3	109 N	Col. of Charleston	1 3
						64 N	FGCU	0 3	112 H	Northern Ariz.	1 3
						69 N	New Mexico	0 3	115 A	Central Ark.	2 3
						74 A	Texas-Arlington	0 3	137 H	Stephen F. Austin	0 3
									158 N	Marist	3 1
									172 A	A&M-Corpus Christi	1 3
									172 H	A&M-Corpus Christi	0 3
									173 A	Sam Houston St.	1 3
									214 A	Air Force	0 3
									243 H	Chattanooga	2 3
									247 H	Northwestern St.	0 3
									255 A	Incarnate Word	3 0
									259 A	Southeastern La.	3 0
									260 A	Texas Southern	3 0
									260 N	Texas Southern	3 0
									273 H	McNeese St.	3 1
									286 H	Lamar	3 0
									289 H	Nicholls St.	3 1
									292 N	Weber St.	3 2
									296 A	Abilene Christian	3 1
									315 A	Prairie View	3 1
									315 H	Prairie View	3 0
									320 A	New Orleans	3 0
<hr/>											
			LAST 10 GAMES								
			115 A	Central Ark.	2 3	289 H	Nicholls St.	3 1			
			172 H	A&M-Corpus Christi	0 3	273 H	McNeese St.	3 1			
			286 H	Lamar	3 0	255 A	Incarnate Word	3 0			
			173 A	Sam Houston St.	1 3	296 A	Abilene Christian	3 1			
			260 A	Texas Southern	3 0	137 H	Stephen F. Austin	0 3			

Non-Div. I Games:

Houston Baptist

M
a
n
h
a
t
t
a
n

Manhattan

RPI	S	Opponent	Score	
325	H	Fairleigh Dickinson	3	0
328	A	Quinnipiac	3	1
328	H	Quinnipiac	3	1

Manhattan

M
a
n
h
a
t
t
a
n

M
a
n
h
a
t
t
a
n

Drake

Average RPI Win:	251	WON-LOST RECORD	WINNING PCT. RANK	LAST 10 GAMES	STRENGTH OF SCHEDULE	OPP. STRENGTH OF SCHEDULE	TEAM RPI	ADJ RPI	CONF. RPI	ADJ CONF. RPI	
Average RPI Loss:	121										
DIV. I ONLY		10- 15	.4 221	1- 9	172	208	213	.45871	207	14	12
DIV. I NON-CONF.		8- 3	.72727 65	0- 0	168	287	105	.53752	111	10	10
<hr/>											
TOTALS	RPI 1-25	RPI 26-50		W-L RECORDS	RPI 51-100		RPI 101-150		RPI 150+		
10- 15	0- 0	0- 1		OVERALL	1- 6		0- 4		9- 4		
1- 7	0- 0	0- 0		HOME	0- 3		0- 2		1- 2		
4- 6	0- 0	0- 1		AWAY	0- 3		0- 1		4- 1		
5- 2	0- 0	0- 0		NEUTRAL	1- 0		0- 1		4- 1		
<hr/>											
8- 3	0- 0	0- 0		NON-CONFERENCE	1- 0		0- 2		7- 1		
0- 1	0- 0	0- 0		HOME	0- 0		0- 1		0- 0		
3- 0	0- 0	0- 0		AWAY	0- 0		0- 0		3- 0		
5- 2	0- 0	0- 0		NEUTRAL	1- 0		0- 1		4- 1		
<hr/>											
2- 12	0- 0	0- 1		CONFERENCE	0- 6		0- 2		2- 3		
1- 6	0- 0	0- 0		HOME	0- 3		0- 1		1- 2		
1- 6	0- 0	0- 1		AWAY	0- 3		0- 1		1- 1		
0- 0	0- 0	0- 0		NEUTRAL	0- 0		0- 0		0- 0		
<hr/>											
RPI S	Opponent	Score	RPI S	Opponent	Score	RPI S	Opponent	Score	RPI S	Opponent	Score
			45 A	Illinois St.	2 3	73 A	UNI	0 3	118 A	Southern Ill.	0 3
						73 H	UNI	0 3	118 H	Southern Ill.	1 3
						83 A	Missouri St.	0 3	120 N	Valparaiso	0 3
						83 H	Missouri St.	0 3	128 H	North Dakota	0 3
						85 A	Wichita St.	0 3	160 A	Indiana St.	1 3
						85 H	Wichita St.	1 3	187 N	Western Caro.	0 3
						97 N	UMKC	3 2	198 H	Loyola Chicago	2 3
									238 A	Omaha	3 2
									244 N	Central Mich.	3 2
									253 A	UT Martin	3 0
									257 N	Austin Peay	3 1
									262 A	Akron	3 1
									266 A	Evansville	3 0
									266 H	Evansville	1 3
									282 H	Bradley	3 1
									300 N	Binghamton	3 1
									309 N	Bryant	3 0
<hr/>											
LAST 10 GAMES											
			118 A	Southern Ill.	0 3	45 A	Illinois St.	2 3			
			266 A	Evansville	3 0	160 A	Indiana St.	1 3			
			83 H	Missouri St.	0 3	266 H	Evansville	1 3			
			85 H	Wichita St.	1 3	118 H	Southern Ill.	1 3			
			73 A	UNI	0 3	85 A	Wichita St.	0 3			

Non-Div. I Games:

Drake

Average RPI Win:	240	WON-LOST RECORD	WINNING PCT. RANK	LAST 10 GAMES	STRENGTH OF SCHEDULE	OPP. STRENGTH OF SCHEDULE	TEAM RPI	ADJ RPI	CONF. RPI	ADJ CONF. RPI			
DIV. I ONLY		8- 19	.2963	265	1- 9	100	81	207	.45865	208	5	5	
DIV. I NON-CONF.		7- 7	.5	163	0- 0	214	206	202	.46849	206	5	5	
<hr/>													
TOTALS	RPI 1-25	RPI 26-50		W-L RECORDS		RPI 51-100		RPI 101-150		RPI 150+			
8- 19	0- 6	0- 1		OVERALL		1- 5		0- 4		7- 3			
3- 8	0- 4	0- 1		HOME		1- 1		0- 1		2- 1			
1- 9	0- 2	0- 0		AWAY		0- 3		0- 3		1- 1			
4- 2	0- 0	0- 0		NEUTRAL		0- 1		0- 0		4- 1			
7- 7	0- 1	0- 0		NON-CONFERENCE		0- 4		0- 0		7- 2			
2- 2	0- 0	0- 0		HOME		0- 1		0- 0		2- 1			
1- 3	0- 1	0- 0		AWAY		0- 2		0- 0		1- 0			
4- 2	0- 0	0- 0		NEUTRAL		0- 1		0- 0		4- 1			
1- 12	0- 5	0- 1		CONFERENCE		1- 1		0- 4		0- 1			
1- 6	0- 4	0- 1		HOME		1- 0		0- 1		0- 0			
0- 6	0- 1	0- 0		AWAY		0- 1		0- 3		0- 1			
0- 0	0- 0	0- 0		NEUTRAL		0- 0		0- 0		0- 0			
RPI	S	Opponent	Score	RPI	S	Opponent	Score	RPI	S	Opponent	Score		
7	H	Florida	0 3	28	H	Alabama	1 3	68	H	Ole Miss	3 0		
13	A	Kentucky	0 3					70	A	Appalachian St.	0 3		
13	H	Kentucky	0 3					79	A	Arkansas	0 3		
15	H	Texas A&M	0 3					87	H	Memphis	1 3		
18	A	Iowa St.	0 3					92	A	Coastal Caro.	1 3		
21	H	LSU	0 3					95	N	Northern Ill.	0 3		
										108	A	Missouri	0 3
										108	H	Missouri	1 3
										110	A	Auburn	1 3
										123	A	Georgia	0 3
										183	N	Cleveland St.	3 1
										238	N	Omaha	0 3
										245	A	Mississippi St.	2 3
										250	N	Kennesaw St.	3 1
										257	H	Austin Peay	0 3
										264	H	Montana St.	3 0
										266	A	Evansville	3 1
										281	H	Mercer	3 2
										288	N	Tennessee Tech	3 0
										323	N	Loyola Maryland	3 1
LAST 10 GAMES													
110	A	Auburn	1 3	123	A	Georgia	0 3						
108	H	Missouri	1 3	245	A	Mississippi St.	2 3						
7	H	Florida	0 3	21	H	LSU	0 3						
13	A	Kentucky	0 3	13	H	Kentucky	0 3						
68	H	Ole Miss	3 0	28	H	Alabama	1 3						

Non-Div. I Games:

Tennessee

Average RPI Win: 250		WON-LOST	WINNING	LAST 10	STRENGTH OF		OPP. STRENGTH	TEAM	ADJ	CONF.	ADJ CONF.
Average RPI Loss: 100		RECORD	PCT. RANK	GAMES	SCHEDULE		OF SCHEDULE	RPI	RPI	RPI	RPI
DIV. I ONLY		8- 18	.30769 263	5- 5	132		94	222	.45785 209	22	22
DIV. I NON-CONF.		2- 10	.16667 293	0- 0	47		12	188	.48907 176	19	19
TOTALS		RPI 1-25	RPI 26-50	W-L RECORDS	RPI 51-100		RPI 101-150	RPI 150+			
8- 18	0- 3		0- 4	OVERALL	0- 2		1- 6	7- 3			
3- 4	0- 1		0- 0	HOME	0- 0		1- 2	2- 1			
3- 9	0- 1		0- 1	AWAY	0- 1		0- 4	3- 2			
2- 5	0- 1		0- 3	NEUTRAL	0- 1		0- 0	2- 0			
2- 10	0- 3		0- 4	NON-CONFERENCE	0- 2		0- 1	2- 0			
0- 1	0- 1		0- 0	HOME	0- 0		0- 0	0- 0			
0- 4	0- 1		0- 1	AWAY	0- 1		0- 1	0- 0			
2- 5	0- 1		0- 3	NEUTRAL	0- 1		0- 0	2- 0			
6- 8	0- 0		0- 0	CONFERENCE	0- 0		1- 5	5- 3			
3- 3	0- 0		0- 0	HOME	0- 0		1- 2	2- 1			
3- 5	0- 0		0- 0	AWAY	0- 0		0- 3	3- 2			
0- 0	0- 0		0- 0	NEUTRAL	0- 0		0- 0	0- 0			
RPI S	Opponent	Score	RPI S	Opponent	Score	RPI S	Opponent	Score	RPI S	Opponent	Score
3 N	Washington	0 3	29 A	Colorado	0 3	72 N	Gonzaga	1 3	102 H	Northern Colo.	0 3
8 H	Oregon	1 3	38 N	CSUN	0 3	99 A	Washington St.	0 3	104 A	Idaho St.	1 3
24 A	Oklahoma	1 3	41 N	Loyola Marymount	0 3				104 H	Idaho St.	0 3
			48 N	Pittsburgh	0 3				112 A	Northern Ariz.	1 3
									128 A	North Dakota	2 3
									133 A	Boise St.	1 3
									145 H	Idaho	3 2
									210 N	Ga. Southern	3 1
									217 A	Southern Utah	1 3
									228 H	Eastern Wash.	3 0
									254 A	Montana	2 3
									264 A	Montana St.	3 0
									284 A	Sacramento St.	3 0
									284 H	Sacramento St.	2 3
									286 N	Lamar	3 0
									292 A	Weber St.	3 0
									292 H	Weber St.	3 1
			LAST 10 GAMES								
			292 A	Weber St.	3 0	254 A	Montana	2 3			
			104 A	Idaho St.	1 3	284 A	Sacramento St.	3 0			
			284 H	Sacramento St.	2 3	128 A	North Dakota	2 3			
			102 H	Northern Colo.	0 3	228 H	Eastern Wash.	3 0			
			264 A	Montana St.	3 0	145 H	Idaho	3 2			

Non-Div. I Games:

Portland St.

Average RPI Win: 238		WON-LOST	WINNING	LAST 10	STRENGTH OF		OPP. STRENGTH	TEAM	ADJ		CONF.	ADJ CONF.
Average RPI Loss: 95		RECORD	PCT. RANK	GAMES	SCHEDULE		OF SCHEDULE	RPI	RPI		RPI	RPI
DIV. I ONLY		7- 19	.26923	276	5- 5		85	108	215		.45706	210
DIV. I NON-CONF.		1- 9	.1	313	1- 0		38	46	226		.46245	214
TOTALS		RPI 1-25	RPI 26-50		W-L RECORDS		RPI 51-100		RPI 101-150		RPI 150+	
7- 19		0- 4	0- 3		OVERALL		0- 5		1- 3		6- 4	
5- 4		0- 0	0- 1		HOME		0- 2		1- 0		4- 1	
2- 9		0- 2	0- 1		AWAY		0- 2		0- 2		2- 2	
0- 6		0- 2	0- 1		NEUTRAL		0- 1		0- 1		0- 1	
1- 9		0- 4	0- 2		NON-CONFERENCE		0- 1		0- 1		1- 1	
1- 0		0- 0	0- 0		HOME		0- 0		0- 0		1- 0	
0- 3		0- 2	0- 1		AWAY		0- 0		0- 0		0- 0	
0- 6		0- 2	0- 1		NEUTRAL		0- 1		0- 1		0- 1	
6- 10		0- 0	0- 1		CONFERENCE		0- 4		1- 2		5- 3	
4- 4		0- 0	0- 1		HOME		0- 2		1- 0		3- 1	
2- 6		0- 0	0- 0		AWAY		0- 2		0- 2		2- 2	
0- 0		0- 0	0- 0		NEUTRAL		0- 0		0- 0		0- 0	
RPI S	Opponent	Score	RPI S	Opponent	Score	RPI S	Opponent	Score	RPI S	Opponent	Score	
6 A	North Carolina	0 3	29 A	Colorado	0 3	65 H	Arkansas St.	1 3	127 A	Texas St.	0 3	
7 A	Florida	0 3	39 H	UALR	1 3	67 N	VCU	1 3	140 A	La.-Lafayette	0 3	
13 N	Kentucky	1 3	48 N	Pittsburgh	0 3	70 A	Appalachian St.	0 3	140 H	La.-Lafayette	3 1	
24 N	Oklahoma	1 3				70 H	Appalachian St.	0 3	145 N	Idaho	1 3	
						74 A	Texas-Arlington	1 3	209 N	Portland St.	1 3	
									211 A	South Ala.	3 1	
									211 H	South Ala.	3 1	
									222 A	Georgia St.	1 3	
									222 H	Georgia St.	2 3	
									236 A	Troy	1 3	
									236 H	Troy	3 0	
									268 A	La.-Monroe	3 1	
									268 H	La.-Monroe	3 0	
									334 H	Savannah St.	3 0	
LAST 10 GAMES												
	70 A	Appalachian St.	0	3		334 H	Savannah St.	3	0			
	222 H	Georgia St.	2	3		140 H	La.-Lafayette	3	1			
	211 H	South Ala.	3	1		268 H	La.-Monroe	3	0			
	127 A	Texas St.	0	3		211 A	South Ala.	3	1			
	74 A	Texas-Arlington	1	3		222 A	Georgia St.	1	3			

Non-Div. I Games:

Ga. Southern

Average RPI Win:	224	WON-LOST RECORD	WINNING PCT. RANK	LAST 10 GAMES	STRENGTH OF SCHEDULE	OPP. STRENGTH OF SCHEDULE	TEAM RPI	ADJ RPI	CONF. RPI	ADJ CONF. RPI	
DIV. I ONLY	10- 16	.38462	228	2- 8	177	125	209	.45655	211	11	11
DIV. I NON-CONF.	5- 5	.5	163	0- 0	273	145	222	.45638	222	12	12
<hr/>											
TOTALS	RPI 1-25	RPI 26-50		W-L RECORDS		RPI 51-100		RPI 101-150		RPI 150+	
10- 16	0- 0	0- 1		OVERALL		0- 7		2- 3		8- 5	
1- 6	0- 0	0- 1		HOME		0- 2		0- 2		1- 1	
5- 7	0- 0	0- 0		AWAY		0- 4		1- 1		4- 2	
4- 3	0- 0	0- 0		NEUTRAL		0- 1		1- 0		3- 2	
<hr/>											
5- 5	0- 0	0- 0		NON-CONFERENCE		0- 2		1- 0		4- 3	
0- 0	0- 0	0- 0		HOME		0- 0		0- 0		0- 0	
1- 2	0- 0	0- 0		AWAY		0- 1		0- 0		1- 1	
4- 3	0- 0	0- 0		NEUTRAL		0- 1		1- 0		3- 2	
<hr/>											
5- 11	0- 0	0- 1		CONFERENCE		0- 5		1- 3		4- 2	
1- 6	0- 0	0- 1		HOME		0- 2		0- 2		1- 1	
4- 5	0- 0	0- 0		AWAY		0- 3		1- 1		3- 1	
0- 0	0- 0	0- 0		NEUTRAL		0- 0		0- 0		0- 0	
<hr/>											
RPI	S	Opponent	Score	RPI	S	Opponent	Score	RPI	S	Opponent	Score
				39	H	UALR	1 3	57	A	Wyoming	0 3
								65	A	Arkansas St.	0 3
								65	H	Arkansas St.	0 3
								70	A	Appalachian St.	1 3
								74	A	Texas-Arlington	1 3
								74	H	Texas-Arlington	0 3
								87	N	Memphis	0 3
								116	N	Ball St.	3 0
								127	A	Texas St.	0 3
								127	H	Texas St.	1 3
								140	A	La.-Lafayette	3 2
								140	H	La.-Lafayette	2 3
								153	A	Pepperdine	0 3
								182	N	Oral Roberts	1 3
								210	A	Ga. Southern	1 3
								210	H	Ga. Southern	1 3
								222	A	Georgia St.	3 1
								222	H	Georgia St.	3 0
								236	A	Troy	3 0
								245	A	Mississippi St.	3 0
								247	N	Northwestern St.	3 1
								248	N	Nevada	1 3
								254	N	Montana	3 2
								268	A	La.-Monroe	3 2
								289	N	Nicholls St.	3 0
<hr/>											
LAST 10 GAMES											
				74	A	Texas-Arlington	1 3	268	A	La.-Monroe	3 2
				140	H	La.-Lafayette	2 3	39	H	UALR	1 3
				127	H	Texas St.	1 3	210	H	Ga. Southern	1 3
				210	A	Ga. Southern	1 3	74	H	Texas-Arlington	0 3
				65	A	Arkansas St.	0 3	236	A	Troy	3 0

Non-Div. I Games:

South Ala.

Average RPI Win:	246	WON-LOST	WINNING	LAST 10	STRENGTH OF	OPP. STRENGTH	TEAM	ADJ	CONF.	ADJ CONF.	
Average RPI Loss:	150	RECORD	PCT. RANK	GAMES	SCHEDULE	OF SCHEDULE	RPI	RPI	RPI	RPI	
DIV. I ONLY	13- 16	.44828	197	3- 7	167	255	199	.45605	212	20	21
DIV. I NON-CONF.	9- 8	.52941	161	1- 1	217	282	200	.46749	208	22	22
<hr/>											
TOTALS	RPI 1-25	RPI 26-50		W-L RECORDS	RPI 51-100		RPI 101-150		RPI 150+		
13- 16	0- 0	0- 2		OVERALL	0- 2		2- 5		11- 7		
6- 6	0- 0	0- 0		HOME	0- 2		1- 1		5- 3		
3- 7	0- 0	0- 2		AWAY	0- 0		0- 3		3- 2		
4- 3	0- 0	0- 0		NEUTRAL	0- 0		1- 1		3- 2		
<hr/>											
9- 8	0- 0	0- 2		NON-CONFERENCE	0- 1		1- 2		8- 3		
3- 2	0- 0	0- 0		HOME	0- 1		0- 0		3- 1		
2- 3	0- 0	0- 2		AWAY	0- 0		0- 1		2- 0		
4- 3	0- 0	0- 0		NEUTRAL	0- 0		1- 1		3- 2		
<hr/>											
4- 8	0- 0	0- 0		CONFERENCE	0- 1		1- 3		3- 4		
3- 4	0- 0	0- 0		HOME	0- 1		1- 1		2- 2		
1- 4	0- 0	0- 0		AWAY	0- 0		0- 2		1- 2		
0- 0	0- 0	0- 0		NEUTRAL	0- 0		0- 0		0- 0		
<hr/>											
RPI S	Opponent	Score	RPI S	Opponent	Score	RPI S	Opponent	Score	RPI S	Opponent	Score
26 A	Long Beach St.	0 3	89 H	South Carolina	0 3	101 A	Radford	1 3			
27 A	Duke	1 3	92 H	Coastal Caro.	0 3	101 H	Radford	0 3			
						114 A	UNCW	2 3			
						120 N	Valparaiso	3 2			
						132 N	San Francisco	1 3			
						135 A	Liberty	0 3			
						135 H	Liberty	3 1			
						166 A	Winthrop	1 3			
						185 A	Presbyterian	0 3			
						190 H	Northeastern	2 3			
						192 A	High Point	3 2			
						192 H	High Point	3 1			
						194 H	North Florida	3 0			
						201 N	Army	2 3			
						240 N	Rider	3 1			
						242 H	Gardner-Webb	2 3			
						272 H	Elon	3 1			
						291 H	UNC Asheville	1 3			
						294 N	Wofford	3 0			
						299 H	Charleston So.	3 2			
						300 N	Binghamton	3 0			
						304 A	UMES	3 1			
						306 N	Bethune-Cookman	2 3			
						327 A	N.C. Central	3 0			
						329 H	N.C. A&T	3 0			
<hr/>											
			LAST 10 GAMES								
135 H	Liberty	3 1	329 H	N.C. A&T	3 0	306 N	Bethune-Cookman	2 3			
101 H	Radford	0 3	166 A	Winthrop	1 3	327 A	N.C. Central	3 0			
291 H	UNC Asheville	1 3	185 A	Presbyterian	0 3	329 H	N.C. A&T	3 0			
242 H	Gardner-Webb	2 3	190 H	Northeastern	2 3						
192 A	High Point	3 2	101 A	Radford	1 3						

Non-Div. I Games:

Campbell

IPFW

Average RPI Win: 216		WON-LOST RECORD		WINNING PCT. RANK		LAST 10 GAMES		STRENGTH OF SCHEDULE		OPP. STRENGTH OF SCHEDULE		TEAM RPI		ADJ RPI		CONF. RPI		ADJ CONF. RPI	
Average RPI Loss: 148		13- 16		.44828 197		4- 6		219		184		208		.45557 213		21		20	
DIV. I ONLY		13- 16		.44828 197		4- 6		219		184		208		.45557 213		21		20	
DIV. I NON-CONF.		6- 9		.4 220		0- 1		138		157		198		.47207 200		20		20	
TOTALS		RPI 1-25		RPI 26-50		W-L RECORDS		RPI 51-100		RPI 101-150		RPI 150+							
13- 16		0- 1		0- 0		OVERALL		0- 4		2- 3		11- 8							
4- 6		0- 0		0- 0		HOME		0- 2		0- 1		4- 3							
4- 6		0- 0		0- 0		AWAY		0- 1		0- 2		4- 3							
5- 4		0- 1		0- 0		NEUTRAL		0- 1		2- 0		3- 2							
6- 9		0- 1		0- 0		NON-CONFERENCE		0- 1		2- 3		4- 4							
0- 2		0- 0		0- 0		HOME		0- 0		0- 1		0- 1							
1- 3		0- 0		0- 0		AWAY		0- 0		0- 2		1- 1							
5- 4		0- 1		0- 0		NEUTRAL		0- 1		2- 0		3- 2							
7- 7		0- 0		0- 0		CONFERENCE		0- 3		0- 0		7- 4							
4- 4		0- 0		0- 0		HOME		0- 2		0- 0		4- 2							
3- 3		0- 0		0- 0		AWAY		0- 1		0- 0		3- 2							
0- 0		0- 0		0- 0		NEUTRAL		0- 0		0- 0		0- 0							
RPI	S	Opponent		Score		RPI	S	Opponent		Score		RPI	S	Opponent		Score			
16	N	Kansas St.		1	3							116	H	Ball St.		2	3		
								53 N Minnesota		0	3	118	A	Southern Ill.		1	3		
								78 A South Dakota		1	3	134	A	Eastern Mich.		0	3		
								78 H South Dakota		0	3	136	N	Oakland		3	1		
								98 H Denver		2	3	146	N	Duquesne		3	0		
												161	N	Marshall		2	3		
												162	H	North Dakota St.		3	1		
												165	A	IUPUI		1	3		
												165	H	IUPUI		1	3		
												168	A	Western Mich.		3	2		
												168	H	Western Mich.		1	3		
												182	A	Oral Roberts		3	0		
												182	H	Oral Roberts		3	1		
												188	N	Eastern Ky.		0	3		
												237	N	Bakersfield		3	0		
												238	A	Omaha		3	2		
												238	H	Omaha		3	2		
												239	N	Bowling Green		3	0		
												274	A	Western Ill.		0	3		
												274	H	Western Ill.		1	3		
												278	A	Toledo		2	3		
												293	N	Saint Francis (PA)		3	0		
												295	A	South Dakota St.		3	0		
												295	H	South Dakota St.		3	0		
				LAST 10 GAMES															
						238	H	Omaha		3	2	165	A	IUPUI		1	3		
						295	H	South Dakota St.		3	0	168	H	Western Mich.		1	3		
						182	A	Oral Roberts		3	0	162	H	North Dakota St.		3	1		
						78	A	South Dakota		1	3	98	H	Denver		2	3		
						274	H	Western Ill.		1	3	165	H	IUPUI		1	3		

Non-Div. I Games:

IPFW

Average RPI Win:	233	WON-LOST RECORD	WINNING PCT. RANK	LAST 10 GAMES	STRENGTH OF SCHEDULE	OPP. STRENGTH OF SCHEDULE	TEAM RPI	ADJ RPI	CONF. RPI	ADJ CONF. RPI	
DIV. I ONLY		12- 16	.42857 209	3- 7	202	180	211	.45507 214	10	10	
DIV. I NON-CONF.		6- 8	.42857 209	0- 0	251	204	241	.43674 245	11	11	
<hr/>											
TOTALS	RPI 1-25	RPI 26-50		W-L RECORDS		RPI 51-100		RPI 101-150		RPI 150+	
12- 16	0- 1	0- 0		OVERALL		0- 4		2- 7		10- 4	
8- 8	0- 1	0- 0		HOME		0- 3		2- 2		6- 2	
2- 6	0- 0	0- 0		AWAY		0- 1		0- 5		2- 0	
2- 2	0- 0	0- 0		NEUTRAL		0- 0		0- 0		2- 2	
<hr/>											
6- 8	0- 0	0- 0		NON-CONFERENCE		0- 1		0- 3		6- 4	
4- 4	0- 0	0- 0		HOME		0- 1		0- 1		4- 2	
0- 2	0- 0	0- 0		AWAY		0- 0		0- 2		0- 0	
2- 2	0- 0	0- 0		NEUTRAL		0- 0		0- 0		2- 2	
<hr/>											
6- 8	0- 1	0- 0		CONFERENCE		0- 3		2- 4		4- 0	
4- 4	0- 1	0- 0		HOME		0- 2		2- 1		2- 0	
2- 4	0- 0	0- 0		AWAY		0- 1		0- 3		2- 0	
0- 0	0- 0	0- 0		NEUTRAL		0- 0		0- 0		0- 0	
<hr/>											
RPI	S	Opponent	Score	RPI	S	Opponent	Score	RPI	S	Opponent	Score
12	H	Colorado St.	0 3					55	A	UNLV	1 3
								55	H	UNLV	1 3
								57	H	Wyoming	1 3
								98	H	Denver	0 3
								106	A	Texas Tech	1 3
								107	H	California	2 3
								129	A	Utah St.	0 3
								129	H	Utah St.	2 3
								133	A	Boise St.	0 3
								133	H	Boise St.	3 1
								138	A	San Diego St.	0 3
								138	H	San Diego St.	3 0
								139	A	Saint Louis	1 3
								158	H	Marist	3 0
								166	H	Winthrop	3 0
								175	H	Rutgers	1 3
								205	H	Houston Baptist	3 0
								219	H	SIUE	2 3
								238	N	Omaha	2 3
								248	A	Nevada	3 2
								248	H	Nevada	3 1
								287	N	Canisius	3 0
								292	H	Weber St.	3 1
								292	N	Weber St.	1 3
								296	N	Abilene Christian	3 0
								313	A	San Jose St.	3 1
								313	H	San Jose St.	3 1
				LAST 10 GAMES							
				55	H	UNLV	1 3	313	H	San Jose St.	3 1
				138	H	San Diego St.	3 0	12	H	Colorado St.	0 3
				133	A	Boise St.	0 3	57	H	Wyoming	1 3
				129	A	Utah St.	0 3	138	A	San Diego St.	0 3
				248	H	Nevada	3 1	55	A	UNLV	1 3

Non-Div. I Games:

Air Force

Average RPI Win:	242	WON-LOST	WINNING	LAST 10	STRENGTH OF	OPP. STRENGTH	TEAM	ADJ	CONF.	ADJ CONF.							
Average RPI Loss:	148	RECORD	PCT. RANK	GAMES	SCHEDULE	OF SCHEDULE	RPI	RPI	RPI	RPI							
DIV. I ONLY	13- 10	.56522	142	2- 8	290	232	206	.45463	215	18	18						
DIV. I NON-CONF.	9- 2	.81818	36	0- 0	325	289	197	.47595	197	18	18						
<hr/>																	
TOTALS	RPI 1-25	RPI 26-50		W-L RECORDS		RPI 51-100		RPI 101-150		RPI 150+							
13- 10	0- 0	0- 0		OVERALL		1- 4		1- 0		11- 6							
4- 2	0- 0	0- 0		HOME		1- 1		0- 0		3- 1							
3- 7	0- 0	0- 0		AWAY		0- 3		1- 0		2- 4							
6- 1	0- 0	0- 0		NEUTRAL		0- 0		0- 0		6- 1							
<hr/>																	
9- 2	0- 0	0- 0		NON-CONFERENCE		0- 1		1- 0		8- 1							
1- 0	0- 0	0- 0		HOME		0- 0		0- 0		1- 0							
2- 1	0- 0	0- 0		AWAY		0- 1		1- 0		1- 0							
6- 1	0- 0	0- 0		NEUTRAL		0- 0		0- 0		6- 1							
<hr/>																	
4- 8	0- 0	0- 0		CONFERENCE		1- 3		0- 0		3- 5							
3- 2	0- 0	0- 0		HOME		1- 1		0- 0		2- 1							
1- 6	0- 0	0- 0		AWAY		0- 2		0- 0		1- 4							
0- 0	0- 0	0- 0		NEUTRAL		0- 0		0- 0		0- 0							
<hr/>																	
RPI S	Opponent	Score	RPI S	Opponent	Score	RPI S	Opponent	Score	RPI S	Opponent	Score						
						60 A	Harvard	0 3	142 A	St. John's (NY)	3 2						
						60 H	Harvard	3 1	152 A	Princeton	0 3						
						63 A	Seton Hall	0 3	152 H	Princeton	3 2						
						93 A	Yale	0 3	180 A	Penn	0 3						
						93 H	Yale	0 3	180 H	Penn	1 3						
									200 A	Brown	1 3						
									200 H	Brown	3 2						
									204 N	Middle Tenn.	3 2						
									229 N	New Hampshire	3 2						
									230 A	Columbia	1 3						
									233 N	Fresno St.	0 3						
									280 A	Cornell	3 0						
									293 N	Saint Francis (PA)	3 1						
									297 N	Fordham	3 0						
									309 H	Bryant	3 0						
									323 A	Loyola Maryland	3 0						
									324 N	St. Francis Brooklyn	3 2						
									328 N	Quinnipiac	3 0						
						<hr/>											
									LAST 10 GAMES								
			152 A Princeton			0 3	180 H Penn			1 3							
			180 A Penn			0 3	152 H Princeton			3 2							
			200 A Brown			1 3	280 A Cornell			3 0							
			93 A Yale			0 3	230 A Columbia			1 3							
			60 A Harvard			0 3	93 H Yale			0 3							

Non-Div. I Games:

Dartmouth

Average RPI Win:	264	WON-LOST	WINNING	LAST 10	STRENGTH OF	OPP. STRENGTH	TEAM	ADJ	CONF.	ADJ CONF.	
Average RPI Loss:	196	RECORD	PCT. RANK	GAMES	SCHEDULE	OF SCHEDULE	RPI	RPI	RPI	RPI	
DIV. I ONLY	15- 11	.57692	134	8- 2	263	298	196	.45265	216	28	28
DIV. I NON-CONF.	4- 6	.4	220	0- 0	218	246	243	.43558	247	30	29
<hr/>											
TOTALS	RPI 1-25	RPI 26-50		W-L RECORDS		RPI 51-100		RPI 101-150		RPI 150+	
15- 11	0- 0	0- 0		OVERALL		1- 1		0- 2		14- 8	
5- 2	0- 0	0- 0		HOME		0- 0		0- 0		5- 2	
6- 5	0- 0	0- 0		AWAY		0- 0		0- 1		6- 4	
4- 4	0- 0	0- 0		NEUTRAL		1- 1		0- 1		3- 2	
<hr/>											
4- 6	0- 0	0- 0		NON-CONFERENCE		1- 1		0- 2		3- 3	
0- 0	0- 0	0- 0		HOME		0- 0		0- 0		0- 0	
0- 2	0- 0	0- 0		AWAY		0- 0		0- 1		0- 1	
4- 4	0- 0	0- 0		NEUTRAL		1- 1		0- 1		3- 2	
<hr/>											
11- 5	0- 0	0- 0		CONFERENCE		0- 0		0- 0		11- 5	
5- 2	0- 0	0- 0		HOME		0- 0		0- 0		5- 2	
6- 3	0- 0	0- 0		AWAY		0- 0		0- 0		6- 3	
0- 0	0- 0	0- 0		NEUTRAL		0- 0		0- 0		0- 0	
<hr/>											
RPI S	Opponent	Score	RPI S	Opponent	Score	RPI S	Opponent	Score	RPI S	Opponent	Score
						91 N	North Carolina St.	1 3	114 A	UNCW	0 3
						92 N	Coastal Caro.	3 2	135 N	Liberty	0 3
									158 A	Marist	1 3
									158 H	Marist	3 1
									206 A	Manhattan	2 3
									206 H	Manhattan	2 3
									221 N	Stony Brook	3 1
									228 N	Eastern Wash.	1 3
									230 A	Columbia	1 3
									232 A	Siena	3 1
									232 H	Siena	1 3
									240 A	Rider	3 0
									240 H	Rider	3 0
									256 A	Niagara	3 1
									270 N	Central Conn. St.	0 3
									287 A	Canisius	2 3
									305 N	Bucknell	3 1
									307 A	Iona	3 0
									307 H	Iona	3 0
									314 A	Saint Peter's	3 1
			314 H	Saint Peter's	3 1						
			LAST 10 GAMES			325 N	UMass Lowell	3 0			
			206 A	Manhattan	2 3	328 A	Quinnipiac	3 1			
			307 A	Iona	3 0	328 H	Quinnipiac	3 0			
			328 A	Quinnipiac	3 1						
			232 A	Siena	3 1						
			314 H	Saint Peter's	3 1						
			240 A			Rider	3 0				

Non-Div. I Games:

Fairfield

Average RPI Win:	268	WON-LOST RECORD	WINNING PCT. RANK	LAST 10 GAMES	STRENGTH OF SCHEDULE	OPP. STRENGTH OF SCHEDULE	TEAM RPI	ADJ RPI	CONF. RPI	ADJ CONF. RPI	
Average RPI Loss:	140										
DIV. I ONLY	13- 13	.5	166	3- 7	262	262	223	.4526	217	22	22
DIV. I NON-CONF.	8- 4	.66667	88	1- 0	279	306	178	.48609	182	19	19
<hr/>											
TOTALS	RPI 1-25	RPI 26-50		W-L RECORDS	RPI 51-100		RPI 101-150		RPI 150+		
13- 13	0- 0	0- 0		OVERALL	0- 2		0- 7		13- 4		
7- 5	0- 0	0- 0		HOME	0- 0		0- 3		7- 2		
4- 6	0- 0	0- 0		AWAY	0- 1		0- 4		4- 1		
2- 2	0- 0	0- 0		NEUTRAL	0- 1		0- 0		2- 1		
<hr/>											
8- 4	0- 0	0- 0		NON-CONFERENCE	0- 2		0- 0		8- 2		
4- 0	0- 0	0- 0		HOME	0- 0		0- 0		4- 0		
2- 2	0- 0	0- 0		AWAY	0- 1		0- 0		2- 1		
2- 2	0- 0	0- 0		NEUTRAL	0- 1		0- 0		2- 1		
<hr/>											
5- 9	0- 0	0- 0		CONFERENCE	0- 0		0- 7		5- 2		
3- 5	0- 0	0- 0		HOME	0- 0		0- 3		3- 2		
2- 4	0- 0	0- 0		AWAY	0- 0		0- 4		2- 0		
0- 0	0- 0	0- 0		NEUTRAL	0- 0		0- 0		0- 0		
<hr/>											
RPI	S	Opponent	Score	RPI	S	Opponent	Score	RPI	S	Opponent	Score
						55 A UNLV	0 3			102 A Northern Colo.	0 3
						65 N Arkansas St.	0 3			104 A Idaho St.	1 3
										104 H Idaho St.	1 3
										112 A Northern Ariz.	0 3
										112 H Northern Ariz.	1 3
										128 A North Dakota	1 3
										145 H Idaho	2 3
										160 N Indiana St.	1 3
										191 H Utah Valley	3 2
										209 H Portland St.	3 1
										219 A SIUE	1 3
										220 A Navy	3 1
										227 A Grand Canyon	3 1
										228 A Eastern Wash.	3 2
										254 H Montana	2 3
										264 H Montana St.	0 3
										284 H Sacramento St.	3 2
										290 H UC Riverside	3 0
										292 A Weber St.	3 2
										292 H Weber St.	3 0
										302 N Providence	3 0
										304 H UMES	3 0
										317 N Citadel	3 0
										334 H Savannah St.	3 0
LAST 10 GAMES											
						112 A Northern Ariz.	0 3			102 A Northern Colo.	0 3
						145 H Idaho	2 3			191 H Utah Valley	3 2
						104 H Idaho St.	1 3			292 A Weber St.	3 2
						292 H Weber St.	3 0			104 A Idaho St.	1 3
						128 A North Dakota	1 3			254 H Montana	2 3

Non-Div. I Games:

Southern Utah

Average RPI Win:		226	WON-LOST RECORD		WINNING PCT. RANK		LAST 10 GAMES		STRENGTH OF SCHEDULE		OPP. STRENGTH OF SCHEDULE		TEAM RPI		ADJ RPI		CONF. RPI		ADJ CONF. RPI								
DIV. I ONLY			7- 17		.29167 268		1- 9		143		90		230		.45256 218		8		8								
DIV. I NON-CONF.			6- 7		.46154 184		0- 0		147		104		171		.49761 163		7		7								
TOTALS		RPI 1-25		RPI 26-50				W-L RECORDS		RPI 51-100				RPI 101-150				RPI 150+									
7- 17		0- 1		0- 5				OVERALL		0- 1				0- 8				7- 2									
3- 9		0- 1		0- 3				HOME		0- 1				0- 3				3- 1									
1- 6		0- 0		0- 1				AWAY		0- 0				0- 4				1- 1									
3- 2		0- 0		0- 1				NEUTRAL		0- 0				0- 1				3- 0									
6- 7		0- 1		0- 1				NON-CONFERENCE		0- 1				0- 4				6- 0									
3- 3		0- 1		0- 0				HOME		0- 1				0- 1				3- 0									
0- 2		0- 0		0- 0				AWAY		0- 0				0- 2				0- 0									
3- 2		0- 0		0- 1				NEUTRAL		0- 0				0- 1				3- 0									
1- 10		0- 0		0- 4				CONFERENCE		0- 0				0- 4				1- 2									
0- 6		0- 0		0- 3				HOME		0- 0				0- 2				0- 1									
1- 4		0- 0		0- 1				AWAY		0- 0				0- 2				1- 1									
0- 0		0- 0		0- 0				NEUTRAL		0- 0				0- 0				0- 0									
RPI	S	Opponent			Score			RPI	S	Opponent			Score			RPI	S	Opponent			Score						
17	H	UCLA			0 3			26	H	Long Beach St.			0 3			93	H	Yale			1 3						
								30	A	Hawaii			0 3					106			H	Texas Tech			0 3		
								30	H	Hawaii			0 3					109			A	Col. of Charleston			0 3		
								38	H	CSUN			0 3					113			A	UC Irvine			1 3		
								49	N	Northwestern			1 3					119			A	UC Santa Barbara			1 3		
																		119			H	UC Santa Barbara			1 3		
																		138			A	San Diego St.			1 3		
																		141			H	UC Davis			2 3		
																		148			N	Wake Forest			2 3		
																		157			N	Villanova			3 1		
																		171			N	Stetson			3 1		
																		179			H	Georgetown			3 2		
																		195			A	Cal Poly			1 3		
																		195			H	Cal Poly			1 3		
																		200			N	Brown			3 0		
																		283			H	Sacred Heart			3 0		
																		290			A	UC Riverside			3 1		
																		305			H	Bucknell			3 1		
LAST 10 GAMES																											
																		195			A	Cal Poly			1 3		
																		141			H	UC Davis			2 3		
																		119			H	UC Santa Barbara			1 3		
																		195			H	Cal Poly			1 3		
																		30			A	Hawaii			0 3		
																		113			A	UC Irvine			1 3		
																		290			A	UC Riverside			3 1		
																		26			H	Long Beach St.			0 3		

S
I
U
E

SIUE

Average RPI Win:	289	WON-LOST RECORD	WINNING PCT. RANK	LAST 10 GAMES	STRENGTH OF SCHEDULE	OPP. STRENGTH OF SCHEDULE	TEAM RPI	ADJ RPI	CONF. RPI	ADJ CONF. RPI		
DIV. I ONLY		12- 11	.52174	157	7- 3	268	277	220	.45129	220	27	27
DIV. I NON-CONF.		3- 6	.33333	245	0- 0	190	164	247	.43917	243	27	27
<hr/>												
TOTALS	RPI 1-25	RPI 26-50		W-L RECORDS		RPI 51-100		RPI 101-150		RPI 150+		
12- 11	0- 0	0- 1		OVERALL		0- 5		0- 0		12- 5		
8- 3	0- 0	0- 0		HOME		0- 1		0- 0		8- 2		
3- 5	0- 0	0- 0		AWAY		0- 2		0- 0		3- 3		
1- 3	0- 0	0- 1		NEUTRAL		0- 2		0- 0		1- 0		
<hr/>												
3- 6	0- 0	0- 1		NON-CONFERENCE		0- 3		0- 0		3- 2		
2- 1	0- 0	0- 0		HOME		0- 0		0- 0		2- 1		
0- 2	0- 0	0- 0		AWAY		0- 1		0- 0		0- 1		
1- 3	0- 0	0- 1		NEUTRAL		0- 2		0- 0		1- 0		
<hr/>												
9- 5	0- 0	0- 0		CONFERENCE		0- 2		0- 0		9- 3		
6- 2	0- 0	0- 0		HOME		0- 1		0- 0		6- 1		
3- 3	0- 0	0- 0		AWAY		0- 1		0- 0		3- 2		
0- 0	0- 0	0- 0		NEUTRAL		0- 0		0- 0		0- 0		
<hr/>												
RPI S	Opponent	Score	RPI S	Opponent	Score	RPI S	Opponent	Score	RPI S	Opponent	Score	
			28 N	Alabama	1 3	51 A	Virginia	1 3	183 A	Cleveland St.	0 3	
						66 N	LIU Brooklyn	1 3	199 A	Lehigh	1 3	
						77 A	American	0 3	199 H	Lehigh	0 3	
						77 H	American	1 3	201 H	Army	3 0	
						94 N	Dayton	0 3	217 H	Southern Utah	1 3	
									226 A	Colgate	2 3	
									226 H	Colgate	3 1	
									276 H	Holy Cross	3 0	
									278 N	Toledo	3 2	
									302 H	Providence	3 1	
									305 A	Bucknell	3 2	
									305 H	Bucknell	3 2	
									308 A	Lafayette	3 0	
									308 H	Lafayette	3 0	
									317 H	Citadel	3 0	
									323 A	Loyola Maryland	3 1	
									323 H	Loyola Maryland	3 0	
<hr/>												
			LAST 10 GAMES									
			226 H	Colgate	3 1	323 A	Loyola Maryland	3 1				
			77 H	American	1 3	323 H	Loyola Maryland	3 0				
			199 A	Lehigh	1 3	77 A	American	0 3				
			305 A	Bucknell	3 2	276 H	Holy Cross	3 0				
			308 H	Lafayette	3 0	201 H	Army	3 0				

Non-Div. I Games:

Navy

Average RPI Win:	274	WON-LOST RECORD	WINNING PCT. RANK	LAST 10 GAMES	STRENGTH OF SCHEDULE	OPP. STRENGTH OF SCHEDULE	TEAM RPI	ADJ RPI	CONF. RPI	ADJ CONF. RPI					
DIV. I ONLY		17- 11	.60714	117	6- 4	297	266	204	.4505	221	29	29			
DIV. I NON-CONF.		10- 8	.55556	142	1- 1	291	218	215	.45766	220	28	28			

TOTALS	RPI 1-25	RPI 26-50		W-L RECORDS		RPI 51-100		RPI 101-150		RPI 150+					
17- 11	0- 0	0- 1		OVERALL		0- 3		0- 1		17- 6					
10- 2	0- 0	0- 0		HOME		0- 1		0- 0		10- 1					
5- 5	0- 0	0- 0		AWAY		0- 1		0- 1		5- 3					
2- 4	0- 0	0- 1		NEUTRAL		0- 1		0- 0		2- 2					
10- 8	0- 0	0- 1		NON-CONFERENCE		0- 3		0- 1		10- 3					
5- 1	0- 0	0- 0		HOME		0- 1		0- 0		5- 0					
3- 3	0- 0	0- 0		AWAY		0- 1		0- 1		3- 1					
2- 4	0- 0	0- 1		NEUTRAL		0- 1		0- 0		2- 2					
7- 3	0- 0	0- 0		CONFERENCE		0- 0		0- 0		7- 3					
5- 1	0- 0	0- 0		HOME		0- 0		0- 0		5- 1					
2- 2	0- 0	0- 0		AWAY		0- 0		0- 0		2- 2					
0- 0	0- 0	0- 0		NEUTRAL		0- 0		0- 0		0- 0					
RPI	S	Opponent	Score	RPI	S	Opponent	Score	RPI	S	Opponent	Score				
				44	N	SMU	0 3	63	H	Seton Hall	0 3				
								78	N	South Dakota	1 3				
								79	A	Arkansas	0 3				
										103	A	Hofstra	0 3		
										168	H	Western Mich.	3 2		
										170	N	Hampton	0 3		
										206	H	Manhattan	3 1		
										216	N	Fairfield	1 3		
										229	H	New Hampshire	1 3		
										230	A	Columbia	0 3		
										250	H	Kennesaw St.	3 0		
										252	A	UMBC	3 0		
										252	H	UMBC	3 1		
										263	A	Hartford	3 1		
										263	H	Hartford	3 0		
										275	A	Albany (NY)	1 3		
										275	H	Albany (NY)	3 1		
										282	N	Bradley	3 2		
										283	A	Sacred Heart	3 0		
										297	H	Fordham	3 0		
										298	A	DePaul	3 1		
										300	A	Binghamton	1 3		
										300	H	Binghamton	3 1		
										305	N	Bucknell	3 0		
										321	A	Delaware St.	3 0		
										324	H	St. Francis Brooklyn	3 0		
										325	H	UMass Lowell	3 0		
LAST 10 GAMES															
				275	H	Albany (NY)	3 1	63	H	Seton Hall	0 3	324	H	St. Francis Brooklyn	3 0
				300	H	Binghamton	3 1	325	H	UMass Lowell	3 0	325	H	UMass Lowell	3 0
				252	A	UMBC	3 0	229	H	New Hampshire	1 3				
				321	A	Delaware St.	3 0	300	A	Binghamton	1 3				
				263	H	Hartford	3 0	275	A	Albany (NY)	1 3				

Non-Div. I Games:

Stony Brook

Average RPI Win:	223	WON-LOST	WINNING	LAST 10	STRENGTH OF	OPP. STRENGTH	TEAM	ADJ	CONF.	ADJ CONF.	
Average RPI Loss:	132	RECORD	PCT. RANK	GAMES	SCHEDULE	OF SCHEDULE	RPI	RPI	RPI	RPI	
DIV. I ONLY	9- 16	.36	236	6- 4	153	151	219	.44896	222	11	11
DIV. I NON-CONF.	2- 7	.22222	286	0- 0	215	216	282	.39376	279	12	12
<hr/>											
TOTALS	RPI 1-25	RPI 26-50		W-L RECORDS		RPI 51-100		RPI 101-150		RPI 150+	
9- 16	0- 0	0- 2		OVERALL		0- 4		2- 4		7- 6	
4- 5	0- 0	0- 1		HOME		0- 2		2- 0		2- 2	
3- 9	0- 0	0- 1		AWAY		0- 2		0- 2		3- 4	
2- 2	0- 0	0- 0		NEUTRAL		0- 0		0- 2		2- 0	
<hr/>											
2- 7	0- 0	0- 0		NON-CONFERENCE		0- 0		0- 3		2- 4	
0- 1	0- 0	0- 0		HOME		0- 0		0- 0		0- 1	
0- 4	0- 0	0- 0		AWAY		0- 0		0- 1		0- 3	
2- 2	0- 0	0- 0		NEUTRAL		0- 0		0- 2		2- 0	
<hr/>											
7- 9	0- 0	0- 2		CONFERENCE		0- 4		2- 1		5- 2	
4- 4	0- 0	0- 1		HOME		0- 2		2- 0		2- 1	
3- 5	0- 0	0- 1		AWAY		0- 2		0- 1		3- 1	
0- 0	0- 0	0- 0		NEUTRAL		0- 0		0- 0		0- 0	
<hr/>											
RPI S	Opponent	Score	RPI S	Opponent	Score	RPI S	Opponent	Score	RPI S	Opponent	Score
			39 A UALR		0 3	65 A Arkansas St.		0 3	101 N Radford		0 3
			39 H UALR		0 3	65 H Arkansas St.		1 3	127 H Texas St.		3 1
						70 A Appalachian St.		0 3	140 A La.-Lafayette		2 3
						74 H Texas-Arlington		2 3	140 H La.-Lafayette		3 1
									143 N Maryland		0 3
									149 A Samford		0 3
									176 A Jacksonville		2 3
									187 H Western Caro.		0 3
									194 A North Florida		0 3
									210 A Ga. Southern		3 2
									210 H Ga. Southern		3 1
									211 A South Ala.		0 3
									211 H South Ala.		1 3
									236 A Troy		3 0
									241 A UAB		1 3
									246 N Jacksonville St.		3 1
									268 A La.-Monroe		3 0
									268 H La.-Monroe		3 1
									306 N Bethune-Cookman		3 2
<hr/>											
			LAST 10 GAMES								
			268 H La.-Monroe		3 1	140 H La.-Lafayette		3 1			
			65 H Arkansas St.		1 3	127 H Texas St.		3 1			
			210 A Ga. Southern		3 2	39 A UALR		0 3			
			74 H Texas-Arlington		2 3	65 A Arkansas St.		0 3			
			236 A Troy		3 0	210 H Ga. Southern		3 1			

Non-Div. I Games:

Georgia St.

Average RPI Win:		186	WON-LOST RECORD		WINNING PCT. RANK		LAST 10 GAMES		STRENGTH OF SCHEDULE		OPP. STRENGTH OF SCHEDULE		TEAM RPI		ADJ RPI		CONF. RPI		ADJ CONF. RPI				
DIV. I ONLY			5- 19		.20833 301		3- 7		59		138		228		.44848 223		17		17				
DIV. I NON-CONF.			3- 9		.25 275		1- 0		29		89		163		.50229 156		15		15				
TOTALS		RPI 1-25		RPI 26-50		W-L RECORDS		RPI 51-100		RPI 101-150		RPI 150+											
5- 19		0- 3		0- 2		OVERALL		1- 5		1- 2		3- 7											
2- 8		0- 2		0- 0		HOME		0- 2		1- 1		1- 3											
2- 7		0- 1		0- 1		AWAY		0- 1		0- 1		2- 3											
1- 4		0- 0		0- 1		NEUTRAL		1- 2		0- 0		0- 1											
3- 9		0- 3		0- 2		NON-CONFERENCE		1- 3		0- 0		2- 1											
0- 3		0- 2		0- 0		HOME		0- 1		0- 0		0- 0											
2- 2		0- 1		0- 1		AWAY		0- 0		0- 0		2- 0											
1- 4		0- 0		0- 1		NEUTRAL		1- 2		0- 0		0- 1											
2- 10		0- 0		0- 0		CONFERENCE		0- 2		1- 2		1- 6											
2- 5		0- 0		0- 0		HOME		0- 1		1- 1		1- 3											
0- 5		0- 0		0- 0		AWAY		0- 1		0- 1		0- 3											
0- 0		0- 0		0- 0		NEUTRAL		0- 0		0- 0		0- 0											
RPI	S	Opponent		Score		RPI	S	Opponent		Score		RPI	S	Opponent		Score							
16	H	Kansas St.		0	3	43	N	Ohio		0	3	75	N	UTSA		3	2						
19	H	Arizona		0	3	49	A	Northwestern		0	3	76	N	Rice		0	3						
23	A	Marquette		1	3							78	H	South Dakota		0	3						
												80	N	Butler		1	3						
												100	A	Milwaukee		1	3						
												100	H	Milwaukee		0	3						
														120		A	Valparaiso	0	3				
														120		H	Valparaiso	0	3				
														136		H	Oakland	3	1				
														151		A	Youngstown St.	2	3				
														151		H	Youngstown St.	3	2				
														161		N	Marshall	1	3				
														183		A	Cleveland St.	0	3				
														183		H	Cleveland St.	1	3				
														196		A	Ill.-Chicago	0	3				
														196		H	Ill.-Chicago	0	3				
														244		A	Central Mich.	3	2				
														279		H	Wright St.	2	3				
														322		A	Chicago St.	3	1				
LAST 10 GAMES						LAST 10 GAMES						LAST 10 GAMES											
151 H Youngstown St.						3	2	196 A Ill.-Chicago						0	3	151 A Youngstown St.						2	3
183 H Cleveland St.						1	3	279 H Wright St.						2	3	136 H Oakland						3	1
100 H Milwaukee						0	3	136 A Cleveland St.						0	3	151 A Youngstown St.						2	3
322 A Chicago St.						3	1																
120 A Valparaiso						0	3																

Non-Div. I Games:

Green Bay

Average RPI Win: 245		WON-LOST	WINNING	LAST 10	STRENGTH OF		OPP. STRENGTH	TEAM	ADJ	CONF.	ADJ CONF.
Average RPI Loss: 161		RECORD	PCT. RANK	GAMES	SCHEDULE		OF SCHEDULE	RPI	RPI	RPI	RPI
DIV. I ONLY		13- 14	.48148 183	6- 4	228		221	205	.44741 224	25	25
DIV. I NON-CONF.		6- 7	.46154 184	0- 0	244		138	218	.4601 217	24	24
TOTALS		RPI 1-25	RPI 26-50	W-L RECORDS	RPI 51-100		RPI 101-150		RPI 150+		
13- 14	0- 1		0- 0	OVERALL	0- 1		1- 5		12- 7		
5- 3	0- 0		0- 0	HOME	0- 0		0- 1		5- 2		
5- 5	0- 1		0- 0	AWAY	0- 0		1- 1		4- 3		
3- 6	0- 0		0- 0	NEUTRAL	0- 1		0- 3		3- 2		
6- 7	0- 1		0- 0	NON-CONFERENCE	0- 1		1- 3		5- 2		
0- 0	0- 0		0- 0	HOME	0- 0		0- 0		0- 0		
3- 1	0- 1		0- 0	AWAY	0- 0		1- 0		2- 0		
3- 6	0- 0		0- 0	NEUTRAL	0- 1		0- 3		3- 2		
7- 7	0- 0		0- 0	CONFERENCE	0- 0		0- 2		7- 5		
5- 3	0- 0		0- 0	HOME	0- 0		0- 1		5- 2		
2- 4	0- 0		0- 0	AWAY	0- 0		0- 1		2- 3		
0- 0	0- 0		0- 0	NEUTRAL	0- 0		0- 0		0- 0		
RPI S	Opponent	Score	RPI S	Opponent	Score	RPI S	Opponent	Score	RPI S	Opponent	Score
10 A	Penn St.	0 3				82 N	Iowa	0 3	102 N	Northern Colo.	2 3
									111 A	Murray St.	1 3
									111 H	Murray St.	1 3
									116 A	Ball St.	3 1
									128 N	North Dakota	0 3
									139 N	Saint Louis	1 3
									181 H	Belmont	2 3
									186 N	East Carolina	2 3
									188 H	Eastern Ky.	3 0
									196 N	Ill.-Chicago	1 3
									202 N	UTEP	3 1
									219 H	SIUE	3 1
									235 A	Southeast Mo. St.	2 3
									235 H	Southeast Mo. St.	2 3
									246 A	Jacksonville St.	2 3
									253 A	UT Martin	3 1
									253 H	UT Martin	3 0
									257 A	Austin Peay	3 1
									257 H	Austin Peay	3 2
									274 A	Western Ill.	3 2
									274 N	Western Ill.	3 0
									288 A	Tennessee Tech	1 3
									295 A	South Dakota St.	3 0
									298 N	DePaul	3 2
									303 H	Morehead St.	3 0
			LAST 10 GAMES								
			303 H	Morehead St.	3 0	257 A	Austin Peay	3 1			
			188 H	Eastern Ky.	3 0	235 A	Southeast Mo. St.	2 3			
			253 H	UT Martin	3 0	253 A	UT Martin	3 1			
			235 H	Southeast Mo. St.	2 3	257 H	Austin Peay	3 2			
			111 A	Murray St.	1 3	111 H	Murray St.	1 3			

Non-Div. I Games:

Eastern Ill.

Average RPI Win: Average RPI Loss:	301 131	WON-LOST RECORD	WINNING PCT. RANK	LAST 10 GAMES		STRENGTH OF SCHEDULE	OPP. STRENGTH OF SCHEDULE	TEAM RPI	ADJ RPI	CONF. RPI	ADJ CONF. RPI
DIV. I ONLY		13- 15	.46429 188	8- 2		269	275	236	.44678 225	30	30
DIV. I NON-CONF.		2- 14	.125 306	1- 1		151	173	283	.39935 275	29	30
TOTALS	RPI 1-25		RPI 26-50		W-L RECORDS		RPI 51-100		RPI 101-150		RPI 150+
13- 15	0- 0		0- 1		OVERALL		0- 4		0- 5		13- 5
7- 4	0- 0		0- 0		HOME		0- 2		0- 0		7- 2
6- 5	0- 0		0- 1		AWAY		0- 1		0- 2		6- 1
0- 6	0- 0		0- 0		NEUTRAL		0- 1		0- 3		0- 2
2- 14	0- 0		0- 1		NON-CONFERENCE		0- 3		0- 5		2- 5
1- 3	0- 0		0- 0		HOME		0- 1		0- 0		1- 2
1- 5	0- 0		0- 1		AWAY		0- 1		0- 2		1- 1
0- 6	0- 0		0- 0		NEUTRAL		0- 1		0- 3		0- 2
11- 1	0- 0		0- 0		CONFERENCE		0- 1		0- 0		11- 0
6- 1	0- 0		0- 0		HOME		0- 1		0- 0		6- 0
5- 0	0- 0		0- 0		AWAY		0- 0		0- 0		5- 0
0- 0	0- 0		0- 0		NEUTRAL		0- 0		0- 0		0- 0
RPI S	Opponent	Score	RPI S	Opponent	Score	RPI S	Opponent	Score	RPI S	Opponent	Score
			29 A	Colorado	0 3	66 H	LIU Brooklyn	1 3	104 N	Idaho St.	0 3
						80 N	Butler	0 3	113 N	UC Irvine	0 3
						90 H	West Virginia	0 3	126 N	Miami (OH)	1 3
						100 A	Milwaukee	0 3	136 A	Oakland	1 3
									146 A	Duquesne	1 3
									151 H	Youngstown St.	1 3
									160 H	Indiana St.	1 3
									162 N	North Dakota St.	2 3
									239 N	Bowling Green	2 3
									262 A	Akron	0 3
									270 A	Central Conn. St.	3 2
									270 H	Central Conn. St.	3 1
									283 A	Sacred Heart	3 1
									283 H	Sacred Heart	3 0
									293 A	Saint Francis (PA)	3 2
									293 H	Saint Francis (PA)	3 0
									309 A	Bryant	3 2
									309 H	Bryant	3 2
									310 A	NJIT	3 2
									324 H	St. Francis Brooklyn	3 0
									325 A	Fairleigh Dickinson	3 0
									325 H	Fairleigh Dickinson	3 0
									325 H	UMass Lowell	3 1
					LAST 10 GAMES						
			293 H	Saint Francis (PA)	3 0	66 H	LIU Brooklyn	1 3			
			309 H	Bryant	3 2	324 H	St. Francis Brooklyn	3 0			
			270 H	Central Conn. St.	3 1	146 A	Duquesne	1 3			
			283 A	Sacred Heart	3 1	310 A	NJIT	3 2			
			325 A	Fairleigh Dickinson	3 0	293 A	Saint Francis (PA)	3 2			

Non-Div. I Games:

Robert Morris

Average RPI Win:	265	WON-LOST RECORD	WINNING PCT. RANK	LAST 10 GAMES	STRENGTH OF SCHEDULE	OPP. STRENGTH OF SCHEDULE	TEAM RPI	ADJ RPI	CONF. RPI	ADJ CONF. RPI		
Average RPI Loss:	164											
DIV. I ONLY		14- 10	.58333	131	6- 4	299	248	216	.44532	226	27	27
DIV. I NON-CONF.		6- 4	.6	122	0- 0	278	128	179	.48318	186	27	27
<hr/>												
TOTALS	RPI 1-25	RPI 26-50		W-L RECORDS		RPI 51-100		RPI 101-150		RPI 150+		
14- 10	0- 1	0- 0		OVERALL		0- 2		0- 0		14- 7		
6- 1	0- 0	0- 0		HOME		0- 0		0- 0		6- 1		
4- 7	0- 1	0- 0		AWAY		0- 1		0- 0		4- 5		
4- 2	0- 0	0- 0		NEUTRAL		0- 1		0- 0		4- 1		
6- 4	0- 1	0- 0		NON-CONFERENCE		0- 1		0- 0		6- 2		
1- 0	0- 0	0- 0		HOME		0- 0		0- 0		1- 0		
1- 2	0- 1	0- 0		AWAY		0- 0		0- 0		1- 1		
4- 2	0- 0	0- 0		NEUTRAL		0- 1		0- 0		4- 1		
8- 6	0- 0	0- 0		CONFERENCE		0- 1		0- 0		8- 5		
5- 1	0- 0	0- 0		HOME		0- 0		0- 0		5- 1		
3- 5	0- 0	0- 0		AWAY		0- 1		0- 0		3- 4		
0- 0	0- 0	0- 0		NEUTRAL		0- 0		0- 0		0- 0		
RPI S	Opponent	Score		RPI S	Opponent	Score		RPI S	Opponent	Score		
11 A	Nebraska	0 3						179 N	Georgetown	0 3		
								180 A	Penn	0 3		
								183 N	Cleveland St.	3 0		
								199 A	Lehigh	0 3		
								199 H	Lehigh	3 2		
								201 A	Army	0 3		
								201 H	Army	1 3		
								203 A	Syracuse	3 2		
								220 A	Navy	1 3		
								220 H	Navy	3 2		
								256 H	Niagara	3 2		
								262 N	Akron	3 0		
								275 N	Albany (NY)	3 1		
								276 A	Holy Cross	2 3		
								276 H	Holy Cross	3 2		
								280 N	Cornell	3 1		
								305 A	Bucknell	3 1		
								305 H	Bucknell	3 0		
								308 A	Lafayette	3 0		
								308 H	Lafayette	3 0		
								323 A	Loyola Maryland	3 0		
				LAST 10 GAMES								
				220 A	Navy	1	3	308 H	Lafayette	3	0	
				199 A	Lehigh	0	3	305 H	Bucknell	3	0	
				276 H	Holy Cross	3	2	305 A	Bucknell	3	1	
				201 H	Army	1	3	323 A	Loyola Maryland	3	0	
				308 A	Lafayette	3	0	77 A	American	0	3	

Non-Div. I Games:

Colgate

Average RPI Win: 273		WON-LOST RECORD		WINNING PCT. RANK		LAST 10 GAMES		STRENGTH OF SCHEDULE		OPP. STRENGTH OF SCHEDULE		TEAM RPI		ADJ RPI		CONF. RPI		ADJ CONF. RPI	
DIV. I ONLY		17- 9		.65385 88		6- 4		320		274		227		.4432 227		24		24	
DIV. I NON-CONF.		11- 3		.78571 47		1- 0		329		286		219		.46107 216		23		23	
TOTALS		RPI 1-25		RPI 26-50		W-L RECORDS		RPI 51-100		RPI 101-150		RPI 150+							
17- 9		0- 0		0- 0		OVERALL		1- 2		1- 2		15- 5							
5- 2		0- 0		0- 0		HOME		0- 1		1- 0		4- 1							
3- 7		0- 0		0- 0		AWAY		1- 1		0- 2		2- 4							
9- 0		0- 0		0- 0		NEUTRAL		0- 0		0- 0		9- 0							
11- 3		0- 0		0- 0		NON-CONFERENCE		0- 1		0- 1		11- 1							
1- 1		0- 0		0- 0		HOME		0- 0		0- 0		1- 1							
1- 2		0- 0		0- 0		AWAY		0- 1		0- 1		1- 0							
9- 0		0- 0		0- 0		NEUTRAL		0- 0		0- 0		9- 0							
6- 6		0- 0		0- 0		CONFERENCE		1- 1		1- 1		4- 4							
4- 1		0- 0		0- 0		HOME		0- 1		1- 0		3- 0							
2- 5		0- 0		0- 0		AWAY		1- 0		0- 1		1- 4							
0- 0		0- 0		0- 0		NEUTRAL		0- 0		0- 0		0- 0							
RPI	S	Opponent		Score	RPI	S	Opponent		Score	RPI	S	Opponent		Score					
							72	A	Gonzaga	1	3		112	A	Northern Ariz.	0	3		
							97	A	UMKC	3	2		121	A	New Mexico St.	0	3		
							97	H	UMKC	2	3		121	H	New Mexico St.	3	2		
													164	A	Seattle	1	3		
													191	A	Utah Valley	1	3		
													217	H	Southern Utah	1	3		
													237	A	Bakersfield	0	3		
													237	H	Bakersfield	3	2		
													260	A	Texas Southern	3	0		
													264	N	Montana St.	3	2		
													275	N	Albany (NY)	3	2		
													287	N	Canisius	3	2		
													290	N	UC Riverside	3	1		
													292	H	Weber St.	3	2		
													295	N	South Dakota St.	3	0		
													301	A	Tex.-Pan American	2	3		
													301	H	Tex.-Pan American	3	1		
													313	N	San Jose St.	3	0		
													315	N	Prairie View	3	0		
													320	N	New Orleans	3	0		
													322	A	Chicago St.	3	2		
													322	H	Chicago St.	3	0		
													325	N	UMass Lowell	3	0		
LAST 10 GAMES																			
							237	H	Bakersfield	3	2		164	A	Seattle	1	3		
							292	H	Weber St.	3	2		191	A	Utah Valley	1	3		
							97	A	UMKC	3	2		237	A	Bakersfield	0	3		
							121	H	New Mexico St.	3	2		322	H	Chicago St.	3	0		
							301	H	Tex.-Pan American	3	1		97	H	UMKC	2	3		

Non-Div. I Games:

Grand Canyon

Average RPI Win:		200	WON-LOST RECORD		WINNING PCT. RANK		LAST 10 GAMES		STRENGTH OF SCHEDULE		OPP. STRENGTH OF SCHEDULE		TEAM RPI		ADJ RPI		CONF. RPI		ADJ CONF. RPI	
DIV. I ONLY			9- 18		.33333 251		4- 6		155		124		225		.44119 228		22		22	
DIV. I NON-CONF.			4- 9		.30769 256		0- 0		52		52		152		.50253 155		19		19	
TOTALS		RPI 1-25		RPI 26-50		W-L RECORDS		RPI 51-100		RPI 101-150		RPI 150+								
9- 18		0- 1		0- 2		OVERALL		1- 1		2- 8		6- 6								
3- 4		0- 0		0- 0		HOME		0- 0		0- 2		3- 2								
4- 8		0- 0		0- 1		AWAY		0- 0		2- 4		2- 3								
2- 6		0- 1		0- 1		NEUTRAL		1- 1		0- 2		1- 1								
4- 9		0- 1		0- 2		NON-CONFERENCE		1- 1		1- 3		2- 2								
0- 1		0- 0		0- 0		HOME		0- 0		0- 0		0- 1								
2- 2		0- 0		0- 1		AWAY		0- 0		1- 1		1- 0								
2- 6		0- 1		0- 1		NEUTRAL		1- 1		0- 2		1- 1								
5- 9		0- 0		0- 0		CONFERENCE		0- 0		1- 5		4- 4								
3- 3		0- 0		0- 0		HOME		0- 0		0- 2		3- 1								
2- 6		0- 0		0- 0		AWAY		0- 0		1- 3		1- 3								
0- 0		0- 0		0- 0		NEUTRAL		0- 0		0- 0		0- 0								
RPI	S	Opponent		Score		RPI	S	Opponent		Score		RPI	S	Opponent		Score				
1	N	Stanford		0	3	38	N	CSUN		0	3	91	N	North Carolina St.		3	2			
						40	A	San Diego		0	3	92	N	Coastal Caro.		1	3			
														102	A	Northern Colo.		3	2	
														104	H	Idaho St.		0	3	
														108	N	Missouri		1	3	
														109	A	Col. of Charleston		3	2	
														112	A	Northern Ariz.		1	3	
														114	A	UNCW		0	3	
														128	A	North Dakota		1	3	
														133	N	Boise St.		0	3	
														145	A	Idaho		1	3	
														145	H	Idaho		0	3	
														164	H	Seattle		2	3	
														192	A	High Point		3	2	
														209	A	Portland St.		0	3	
														216	N	Fairfield		3	1	
														217	H	Southern Utah		2	3	
														231	N	Portland		1	3	
														254	A	Montana		1	3	
														254	H	Montana		3	0	
														264	A	Montana St.		2	3	
														264	H	Montana St.		3	0	
														284	A	Sacramento St.		3	2	
														292	H	Weber St.		3	0	
LAST 10 GAMES																				
						145	A	Idaho		1	3	104	H	Idaho St.		0	3			
						112	A	Northern Ariz.		1	3	254	H	Montana		3	0			
						264	A	Montana St.		2	3	264	H	Montana St.		3	0			
						254	A	Montana		1	3	209	A	Portland St.		0	3			
						292	H	Weber St.		3	0	284	A	Sacramento St.		3	2			

Non-Div. I Games:

Eastern Wash.

[illegible]

Non-Div. I Games:

New Hampshire

Average RPI Win: 247		WON-LOST	WINNING	LAST 10	STRENGTH OF		OPP. STRENGTH	TEAM	ADJ	CONF.	ADJ CONF.				
Average RPI Loss: 133		RECORD	PCT. RANK	GAMES	SCHEDULE		OF SCHEDULE	RPI	RPI	RPI	RPI				
DIV. I ONLY		7- 14	.33333	251	1- 9		158	204	233	.44045	230	18	18		
DIV. I NON-CONF.		4- 5	.44444	202	0- 0		84	228	153	.50328	153	18	18		
<hr/>															
TOTALS		RPI 1-25		RPI 26-50		W-L RECORDS		RPI 51-100		RPI 101-150		RPI 150+			
7- 14		0- 0		0- 1		OVERALL		0- 5		0- 1		7- 7			
5- 5		0- 0		0- 0		HOME		0- 2		0- 0		5- 3			
1- 6		0- 0		0- 0		AWAY		0- 2		0- 0		1- 4			
1- 3		0- 0		0- 1		NEUTRAL		0- 1		0- 1		1- 0			
4- 5		0- 0		0- 1		NON-CONFERENCE		0- 2		0- 1		4- 1			
3- 0		0- 0		0- 0		HOME		0- 0		0- 0		3- 0			
0- 2		0- 0		0- 0		AWAY		0- 1		0- 0		0- 1			
1- 3		0- 0		0- 1		NEUTRAL		0- 1		0- 1		1- 0			
3- 9		0- 0		0- 0		CONFERENCE		0- 3		0- 0		3- 6			
2- 5		0- 0		0- 0		HOME		0- 2		0- 0		2- 3			
1- 4		0- 0		0- 0		AWAY		0- 1		0- 0		1- 3			
0- 0		0- 0		0- 0		NEUTRAL		0- 0		0- 0		0- 0			
RPI	S	Opponent	Score	RPI	S	Opponent	Score	RPI	S	Opponent	Score	RPI	S	Opponent	Score
				45	N	Illinois St.	0 3	58	N	Baylor	0 3	103	N	Hofstra	0 3
								60	H	Harvard	2 3	152	A	Princeton	1 3
								71	A	George Washington	0 3	152	H	Princeton	1 3
								93	A	Yale	1 3	178	A	UConn	2 3
								93	H	Yale	1 3	180	A	Penn	3 0
												180	H	Penn	1 3
												200	A	Brown	2 3
												200	H	Brown	1 3
												215	H	Dartmouth	3 1
												216	H	Fairfield	3 1
												221	H	Stony Brook	3 0
												280	A	Cornell	2 3
												280	H	Cornell	3 1
												305	H	Bucknell	3 0
												309	N	Bryant	3 0
<hr/>															
LAST 10 GAMES															
				200	H	Brown	1 3	93	A	Yale	1 3				
				93	H	Yale	1 3	200	A	Brown	2 3				
				180	H	Penn	1 3	60	H	Harvard	2 3				
				152	H	Princeton	1 3	215	H	Dartmouth	3 1				
				280	A	Cornell	2 3	152	A	Princeton	1 3				

Non-Div. I Games:

Columbia

Average RPI Win:	220	WON-LOST RECORD	WINNING PCT. RANK	LAST 10 GAMES	STRENGTH OF SCHEDULE	OPP. STRENGTH OF SCHEDULE	TEAM RPI	ADJ RPI	CONF. RPI	ADJ CONF. RPI	
DIV. I ONLY		6- 18	.25 280	1- 9	159	78	248	.44024 231	6	6	
DIV. I NON-CONF.		5- 6	.45455 198	0- 0	297	161	250	.4366 246	6	6	
<hr/>											
TOTALS	RPI 1-25	RPI 26-50		W-L RECORDS	RPI 51-100		RPI 101-150		RPI 150+		
6- 18	0- 1	0- 5		OVERALL	1- 2		1- 6		4- 4		
1- 6	0- 0	0- 2		HOME	0- 2		1- 1		0- 1		
1- 9	0- 1	0- 3		AWAY	1- 0		0- 3		0- 2		
4- 3	0- 0	0- 0		NEUTRAL	0- 0		0- 2		4- 1		
<hr/>											
5- 6	0- 0	0- 0		NON-CONFERENCE	1- 0		0- 4		4- 2		
0- 0	0- 0	0- 0		HOME	0- 0		0- 0		0- 0		
1- 3	0- 0	0- 0		AWAY	1- 0		0- 2		0- 1		
4- 3	0- 0	0- 0		NEUTRAL	0- 0		0- 2		4- 1		
<hr/>											
1- 12	0- 1	0- 5		CONFERENCE	0- 2		1- 2		0- 2		
1- 6	0- 0	0- 2		HOME	0- 2		1- 1		0- 1		
0- 6	0- 1	0- 3		AWAY	0- 0		0- 1		0- 1		
0- 0	0- 0	0- 0		NEUTRAL	0- 0		0- 0		0- 0		
<hr/>											
RPI S	Opponent	Score	RPI S	Opponent	Score	RPI S	Opponent	Score	RPI S	Opponent	Score
22 A	BYU	0 3	37 A	Santa Clara	1 3	54 H	Pacific	0 3	104 N	Idaho St.	0 3
			37 H	Santa Clara	0 3	58 A	Baylor	3 0	108 N	Missouri	1 3
			40 A	San Diego	0 3	72 H	Gonzaga	1 3	132 A	San Francisco	2 3
			41 A	Loyola Marymount	0 3				132 H	San Francisco	3 2
			41 H	Loyola Marymount	1 3				141 A	UC Davis	0 3
									145 A	Idaho	1 3
									150 H	St. Mary's (CA)	2 3
									153 A	Pepperdine	0 3
									153 H	Pepperdine	1 3
									172 N	A&M-Corpus Christi	1 3
									191 A	Utah Valley	2 3
									228 N	Eastern Wash.	3 1
									290 N	UC Riverside	3 2
									296 N	Abilene Christian	3 0
									313 N	San Jose St.	3 1
<hr/>											
LAST 10 GAMES											
			37 H	Santa Clara	0 3	54 H	Pacific	0 3			
			132 H	San Francisco	3 2	150 H	St. Mary's (CA)	2 3			
			41 A	Loyola Marymount	0 3	132 A	San Francisco	2 3			
			153 A	Pepperdine	0 3	37 A	Santa Clara	1 3			
			72 H	Gonzaga	1 3	153 H	Pepperdine	1 3			

Non-Div. I Games:

Portland

[illegible]

Non-Div. I Games:

Siena

Average RPI Win: 251		WON-LOST	WINNING	LAST 10	STRENGTH OF		OPP. STRENGTH	TEAM	ADJ	CONF.	ADJ CONF.
Average RPI Loss: 113		RECORD	PCT. RANK	GAMES	SCHEDULE		OF SCHEDULE	RPI	RPI	RPI	RPI
DIV. I ONLY		6- 22	.21429 298	0- 10	81		167	238	.4369 233	10	10
DIV. I NON-CONF.		5- 9	.35714 240	0- 0	69		198	173	.49258 171	11	11
TOTALS		RPI 1-25	RPI 26-50	W-L RECORDS	RPI 51-100		RPI 101-150		RPI 150+		
6- 22	0- 2		0- 3	OVERALL	0- 6		1- 7		5- 4		
1- 5	0- 1		0- 0	HOME	0- 2		0- 1		1- 1		
1- 12	0- 1		0- 0	AWAY	0- 4		0- 4		1- 3		
4- 5	0- 0		0- 3	NEUTRAL	0- 0		1- 2		3- 0		
5- 9	0- 0		0- 3	NON-CONFERENCE	0- 2		1- 3		4- 1		
0- 0	0- 0		0- 0	HOME	0- 0		0- 0		0- 0		
1- 4	0- 0		0- 0	AWAY	0- 2		0- 1		1- 1		
4- 5	0- 0		0- 3	NEUTRAL	0- 0		1- 2		3- 0		
1- 13	0- 2		0- 0	CONFERENCE	0- 4		0- 4		1- 3		
1- 5	0- 1		0- 0	HOME	0- 2		0- 1		1- 1		
0- 8	0- 1		0- 0	AWAY	0- 2		0- 3		0- 2		
0- 0	0- 0		0- 0	NEUTRAL	0- 0		0- 0		0- 0		
RPI S Opponent	Score	RPI S Opponent	Score	RPI S Opponent	Score	RPI S Opponent	Score	RPI S Opponent	Score		
12 A Colorado St.	0 3	26 N Long Beach St.	0 3	55 A UNLV	0 3	119 N UC Santa Barbara	1 3				
12 H Colorado St.	0 3	36 N Oregon St.	0 3	55 H UNLV	1 3	129 A Utah St.	0 3				
		41 N Loyola Marymount	1 3	57 A Wyoming	0 3	133 A Boise St.	0 3				
				57 H Wyoming	0 3	138 A San Diego St.	1 3				
				66 A LIU Brooklyn	1 3	138 H San Diego St.	1 3				
				76 A Rice	0 3	140 N La.-Lafayette	1 3				
						141 N UC Davis	3 2				
						142 A St. John's (NY)	1 3				
						215 N Dartmouth	3 0				
						229 N New Hampshire	3 1				
						237 A Bakersfield	0 3				
						248 A Nevada	1 3				
						248 H Nevada	2 3				
						284 A Sacramento St.	3 2				
						313 A San Jose St.	1 3				
						313 H San Jose St.	3 0				
						324 N St. Francis Brooklyn	3 0				
LAST 10 GAMES											
57 H Wyoming	0 3	138 H San Diego St.	1 3								
12 H Colorado St.	0 3	133 A Boise St.	0 3								
248 A Nevada	1 3	129 A Utah St.	0 3								
313 A San Jose St.	1 3	12 A Colorado St.	0 3								
55 H UNLV	1 3	57 A Wyoming	0 3								

Non-Div. I Games:

Fresno St.

Average RPI Win:		220	WON-LOST RECORD		WINNING PCT. RANK		LAST 10 GAMES		STRENGTH OF SCHEDULE		OPP. STRENGTH OF SCHEDULE		TEAM RPI		ADJ RPI		CONF. RPI		ADJ CONF. RPI				
DIV. I ONLY			6- 23		.2069	302	1- 9		73		200		240		.43606		234	13		13			
DIV. I NON-CONF.			4- 11		.26667	272	0- 1		87		214		225		.4515		225	17		17			
TOTALS		RPI 1-25		RPI 26-50				W-L RECORDS		RPI 51-100				RPI 101-150				RPI 150+					
6- 23		0- 1		0- 0				OVERALL		0- 7				0- 8				6- 7					
3- 7		0- 0		0- 0				HOME		0- 2				0- 4				3- 1					
0- 11		0- 1		0- 0				AWAY		0- 3				0- 4				0- 3					
3- 5		0- 0		0- 0				NEUTRAL		0- 2				0- 0				3- 3					
4- 11		0- 1		0- 0				NON-CONFERENCE		0- 5				0- 1				4- 4					
1- 1		0- 0		0- 0				HOME		0- 1				0- 0				1- 0					
0- 5		0- 1		0- 0				AWAY		0- 2				0- 1				0- 1					
3- 5		0- 0		0- 0				NEUTRAL		0- 2				0- 0				3- 3					
2- 12		0- 0		0- 0				CONFERENCE		0- 2				0- 7				2- 3					
2- 6		0- 0		0- 0				HOME		0- 1				0- 4				2- 1					
0- 6		0- 0		0- 0				AWAY		0- 1				0- 3				0- 2					
0- 0		0- 0		0- 0				NEUTRAL		0- 0				0- 0				0- 0					
RPI	S	Opponent		Score		RPI	S	Opponent		Score		RPI	S	Opponent		Score		RPI	S	Opponent		Score	
10	A	Penn St.		0	3							67	H	VCU		0	3	103	H	Hofstra		0	3
												81	N	TCU		0	3	109	A	Col. of Charleston		1	3
												88	A	Towson		0	3	109	H	Col. of Charleston		1	3
												88	H	Towson		1	3	114	A	UNCW		0	3
												91	A	North Carolina St.		0	3	114	H	UNCW		0	3
												92	N	Coastal Caro.		0	3	131	A	James Madison		0	3
												96	A	Clemson		0	3	131	H	James Madison		0	3
																		135	A	Liberty		0	3
																		163	A	Delaware		0	3
																		163	H	Delaware		0	3
																		169	N	Howard		1	3
																		170	H	Hampton		3	0
																		184	N	East Tenn. St.		3	2
																		190	H	Northeastern		3	1
																		199	N	Lehigh		3	1
																		265	A	George Mason		1	3
																		272	A	Elon		2	3
																		272	H	Elon		3	1
																		285	N	Tennessee St.		2	3
																		294	N	Wofford		2	3
																		307	N	Iona		3	0
LAST 10 GAMES																							
163 H Delaware						0	3	131 A James Madison						0	3								
88 H Towson						1	3	190 H Northeastern						3	1								
114 A UNCW						0	3	103 H Hofstra						0	3								
272 A Elon						2	3	135 A Liberty						0	3								
109 A Col. of Charleston						1	3	88 A Towson						0	3								

Non-Div. I Games:

William & Mary

Average RPI Win:	256	WON-LOST	WINNING	LAST 10	STRENGTH OF	OPP. STRENGTH	TEAM	ADJ	CONF.	ADJ CONF.				
Average RPI Loss:	153	RECORD	PCT. RANK	GAMES	SCHEDULE	OF SCHEDULE	RPI	RPI	RPI	RPI				
DIV. I ONLY	10- 18	.35714	239	5- 5	152	252	231	.43545	235	25	25			
DIV. I NON-CONF.	4- 10	.28571	265	0- 1	115	230	238	.45202	224	24	24			
<hr/>														
TOTALS	RPI 1-25	RPI 26-50		W-L RECORDS	RPI 51-100		RPI 101-150		RPI 150+					
10- 18	0- 0	0- 1		OVERALL	1- 3		0- 6		9- 8					
4- 5	0- 0	0- 0		HOME	0- 1		0- 2		4- 2					
3- 8	0- 0	0- 0		AWAY	0- 1		0- 3		3- 4					
3- 5	0- 0	0- 1		NEUTRAL	1- 1		0- 1		2- 2					
<hr/>														
4- 10	0- 0	0- 1		NON-CONFERENCE	1- 3		0- 4		3- 2					
0- 2	0- 0	0- 0		HOME	0- 1		0- 1		0- 0					
1- 3	0- 0	0- 0		AWAY	0- 1		0- 2		1- 0					
3- 5	0- 0	0- 1		NEUTRAL	1- 1		0- 1		2- 2					
<hr/>														
6- 8	0- 0	0- 0		CONFERENCE	0- 0		0- 2		6- 6					
4- 3	0- 0	0- 0		HOME	0- 0		0- 1		4- 2					
2- 5	0- 0	0- 0		AWAY	0- 0		0- 1		2- 4					
0- 0	0- 0	0- 0		NEUTRAL	0- 0		0- 0		0- 0					
<hr/>														
RPI S	Opponent	Score	RPI S	Opponent	Score	RPI S	Opponent	Score	RPI S	Opponent	Score			
28	N	Alabama	1	3	73	N	UNI	1	3	105	A	Indiana	0	3
					83	H	Missouri St.	0	3	111	A	Murray St.	0	3
					87	N	Memphis	3	1	111	H	Murray St.	0	3
					97	A	UMKC	1	3	118	H	Southern Ill.	2	3
										126	N	Miami (OH)	0	3
										139	A	Saint Louis	0	3
										159	N	Southern Miss.	2	3
										181	H	Belmont	0	3
										188	A	Eastern Ky.	1	3
										219	A	SIUE	2	3
										219	H	SIUE	3	0
										224	A	Eastern Ill.	3	2
										224	H	Eastern Ill.	3	2
										245	N	Mississippi St.	2	3
										253	A	UT Martin	2	3
										257	A	Austin Peay	1	3
										257	H	Austin Peay	0	3
										277	A	Alabama St.	3	0
										285	H	Tennessee St.	3	0
										288	H	Tennessee Tech	3	0
										303	A	Morehead St.	3	2
										317	N	Citadel	3	0
										334	N	Savannah St.	3	0
<hr/>														
LAST 10 GAMES														
111	H	Murray St.	0	3	285	H	Tennessee St.	3	0	317	N	Citadel	3	0
257	H	Austin Peay	0	3	224	H	Eastern Ill.	3	2	334	N	Savannah St.	3	0
219	A	SIUE	2	3	219	H	SIUE	3	0					
224	A	Eastern Ill.	3	2	83	H	Missouri St.	0	3					
181	H	Belmont	0	3	303	A	Morehead St.	3	2					

Non-Div. I Games:

Southeast Mo. St.

Average RPI Win: 256		WON-LOST	WINNING	LAST 10	STRENGTH OF		OPP. STRENGTH	TEAM	ADJ	CONF.	ADJ CONF.
Average RPI Loss: 130		RECORD	PCT. RANK	GAMES	SCHEDULE		OF SCHEDULE	RPI	RPI	RPI	RPI
DIV. I ONLY		9- 20	.31034	261	0- 10		151	186	234	.43457	236
DIV. I NON-CONF.		8- 4	.66667	88	0- 0		239	279	150	.50715	147
TOTALS		RPI 1-25	RPI 26-50		W-L RECORDS		RPI 51-100		RPI 101-150		RPI 150+
9- 20	0- 0		0- 2		OVERALL		0- 7		0- 4		9- 7
5- 9	0- 0		0- 1		HOME		0- 3		0- 2		5- 3
1- 9	0- 0		0- 1		AWAY		0- 4		0- 2		1- 2
3- 2	0- 0		0- 0		NEUTRAL		0- 0		0- 0		3- 2
8- 4	0- 0		0- 0		NON-CONFERENCE		0- 1		0- 1		8- 2
4- 0	0- 0		0- 0		HOME		0- 0		0- 0		4- 0
1- 2	0- 0		0- 0		AWAY		0- 1		0- 1		1- 0
3- 2	0- 0		0- 0		NEUTRAL		0- 0		0- 0		3- 2
1- 16	0- 0		0- 2		CONFERENCE		0- 6		0- 3		1- 5
1- 9	0- 0		0- 1		HOME		0- 3		0- 2		1- 3
0- 7	0- 0		0- 1		AWAY		0- 3		0- 1		0- 2
0- 0	0- 0		0- 0		NEUTRAL		0- 0		0- 0		0- 0
RPI S	Opponent	Score	RPI S	Opponent	Score	RPI S	Opponent	Score	RPI S	Opponent	Score
			39 A	UALR	0 3	65 A	Arkansas St.	0 3	110 A	Auburn	0 3
			39 H	UALR	1 3	65 H	Arkansas St.	2 3	127 H	Texas St.	2 3
						70 A	Appalachian St.	0 3	140 A	La.-Lafayette	2 3
						70 H	Appalachian St.	2 3	140 H	La.-Lafayette	0 3
						74 A	Texas-Arlington	2 3	154 N	South Fla.	1 3
						74 H	Texas-Arlington	1 3	159 H	Southern Miss.	3 0
						96 A	Clemson	1 3	166 N	Winthrop	1 3
									210 A	Ga. Southern	0 3
									210 H	Ga. Southern	3 1
									211 H	South Ala.	0 3
									222 H	Georgia St.	0 3
									246 H	Jacksonville St.	3 1
									257 N	Austin Peay	3 0
									261 N	USC Upstate	3 2
									268 A	La.-Monroe	2 3
									268 H	La.-Monroe	2 3
									277 A	Alabama St.	3 0
									281 H	Mercer	3 2
									291 N	UNC Asheville	3 0
									318 H	Alabama A&M	3 0
LAST 10 GAMES											
			140 H	La.-Lafayette	0 3	74 H	Texas-Arlington	1 3			
			268 H	La.-Monroe	2 3	39 H	UALR	1 3			
			39 A	UALR	0 3	140 A	La.-Lafayette	2 3			
			65 A	Arkansas St.	0 3	268 A	La.-Monroe	2 3			
			222 H	Georgia St.	0 3	211 H	South Ala.	0 3			

Non-Div. I Games:

Troy

Average RPI Win:		262	WON-LOST RECORD		WINNING PCT. RANK		LAST 10 GAMES		STRENGTH OF SCHEDULE		OPP. STRENGTH OF SCHEDULE		TEAM RPI		ADJ RPI		CONF. RPI		ADJ CONF. RPI				
DIV. I ONLY			11- 14		.44 200		6- 4		246		227		232		.4341 237		24		24				
DIV. I NON-CONF.			4- 9		.30769 256		0- 0		257		132		269		.40469 270		23		23				
TOTALS		RPI 1-25		RPI 26-50		W-L RECORDS		RPI 51-100		RPI 101-150		RPI 150+											
11- 14		0- 1		0- 2		OVERALL		0- 3		0- 2		11- 6											
4- 4		0- 0		0- 2		HOME		0- 1		0- 1		4- 0											
4- 6		0- 0		0- 0		AWAY		0- 2		0- 1		4- 3											
3- 4		0- 1		0- 0		NEUTRAL		0- 0		0- 0		3- 3											
4- 9		0- 1		0- 2		NON-CONFERENCE		0- 1		0- 0		4- 5											
1- 2		0- 0		0- 2		HOME		0- 0		0- 0		1- 0											
0- 3		0- 0		0- 0		AWAY		0- 1		0- 0		0- 2											
3- 4		0- 1		0- 0		NEUTRAL		0- 0		0- 0		3- 3											
7- 5		0- 0		0- 0		CONFERENCE		0- 2		0- 2		7- 1											
3- 2		0- 0		0- 0		HOME		0- 1		0- 1		3- 0											
4- 3		0- 0		0- 0		AWAY		0- 1		0- 1		4- 1											
0- 0		0- 0		0- 0		NEUTRAL		0- 0		0- 0		0- 0											
RPI	S	Opponent		Score		RPI	S	Opponent		Score		RPI	S	Opponent		Score							
11	N	Nebraska		1 3		26	H	Long Beach St.		1 3		94	A	Dayton		1 3							
						36	H	Oregon St.		1 3		97	A	UMKC		1 3							
												97	H	UMKC		1 3							
												121	A	New Mexico St.		2 3							
												121	H	New Mexico St.		1 3							
												164	A	Seattle		3 0							
												173	A	Sam Houston St.		0 3							
												191	A	Utah Valley		3 2							
												195	A	Cal Poly		1 3							
												213	N	IPFW		0 3							
												227	A	Grand Canyon		2 3							
												227	H	Grand Canyon		3 0							
												233	H	Fresno St.		3 0							
												239	N	Bowling Green		2 3							
												245	N	Mississippi St.		3 0							
												268	N	La.-Monroe		3 0							
												284	N	Sacramento St.		1 3							
												301	A	Tex.-Pan American		3 1							
												301	H	Tex.-Pan American		3 0							
												313	N	San Jose St.		3 1							
												322	A	Chicago St.		3 0							
												322	H	Chicago St.		3 0							
LAST 10 GAMES																							
227 A Grand Canyon						2 3						191 A Utah Valley						3 2					
322 A Chicago St.						3 0						164 A Seattle						3 0					
97 A UMKC						1 3						227 H Grand Canyon						3 0					
301 H Tex.-Pan American						3 0						97 H UMKC						1 3					
121 H New Mexico St.						1 3						322 H Chicago St.						3 0					

Non-Div. I Games:

Bakersfield

Average RPI Win: 246		WON-LOST RECORD	WINNING PCT. RANK	LAST 10 GAMES	STRENGTH OF SCHEDULE	OPP. STRENGTH OF SCHEDULE	TEAM RPI	ADJ RPI	CONF. RPI	ADJ CONF. RPI	
Average RPI Loss: 143											
DIV. I ONLY		10- 18	.35714 239	3- 7	207	187	242	.43148 238	21	20	
DIV. I NON-CONF.		5- 8	.38462 232	0- 0	199	169	231	.44701 234	20	20	
<hr/>											
TOTALS		RPI 1-25	RPI 26-50		W-L RECORDS		RPI 51-100		RPI 101-150		RPI 150+
10- 18		0- 1	0- 0		OVERALL		0- 6		0- 2		10- 9
4- 6		0- 0	0- 0		HOME		0- 3		0- 0		4- 3
2- 9		0- 1	0- 0		AWAY		0- 2		0- 1		2- 5
4- 3		0- 0	0- 0		NEUTRAL		0- 1		0- 1		4- 1
5- 8		0- 1	0- 0		NON-CONFERENCE		0- 2		0- 2		5- 3
1- 2		0- 0	0- 0		HOME		0- 1		0- 0		1- 1
0- 3		0- 1	0- 0		AWAY		0- 0		0- 1		0- 1
4- 3		0- 0	0- 0		NEUTRAL		0- 1		0- 1		4- 1
5- 10		0- 0	0- 0		CONFERENCE		0- 4		0- 0		5- 6
3- 4		0- 0	0- 0		HOME		0- 2		0- 0		3- 2
2- 6		0- 0	0- 0		AWAY		0- 2		0- 0		2- 4
0- 0		0- 0	0- 0		NEUTRAL		0- 0		0- 0		0- 0
RPI S	Opponent	Score	RPI S	Opponent	Score	RPI S	Opponent	Score	RPI S	Opponent	Score
18 A	Iowa St.	0 3				78 A	South Dakota	0 3	133 N	Boise St.	0 3
						78 H	South Dakota	1 3	139 A	Saint Louis	0 3
						95 N	Northern Ill.	0 3	162 A	North Dakota St.	1 3
						97 H	UMKC	2 3	162 H	North Dakota St.	3 1
						98 A	Denver	0 3	165 A	IUPUI	0 3
						98 H	Denver	0 3	165 H	IUPUI	2 3
									172 A	A&M-Corpus Christi	0 3
									182 A	Oral Roberts	1 3
									182 H	Oral Roberts	3 0
									207 H	Drake	2 3
									208 N	Tennessee	3 0
									213 A	IPFW	2 3
									213 H	IPFW	2 3
									214 N	Air Force	3 2
									244 H	Central Mich.	3 1
									255 N	Incarnate Word	1 3
									274 A	Western Ill.	3 1
									287 N	Canisius	3 2
									295 A	South Dakota St.	3 1
									295 H	South Dakota St.	3 0
									301 N	Tex.-Pan American	3 1
			LAST 10 GAMES								
			213 A	IPFW	2 3	78 A	South Dakota	0 3			
			165 A	IUPUI	0 3	162 A	North Dakota St.	1 3			
			182 A	Oral Roberts	1 3	295 A	South Dakota St.	3 1			
			295 H	South Dakota St.	3 0	182 H	Oral Roberts	3 0			
			98 H	Denver	0 3	213 H	IPFW	2 3			

Non-Div. I Games:

Omaha

Average RPI Win: 232		WON-LOST	WINNING	LAST 10	STRENGTH OF		OPP. STRENGTH	TEAM	ADJ	CONF.	ADJ CONF.		
Average RPI Loss: 135		RECORD	PCT. RANK	GAMES	SCHEDULE		OF SCHEDULE	RPI	RPI	RPI	RPI		
DIV. I ONLY		7- 19	.26923	276	4- 6		131	176	247	.4312	239	16	16
DIV. I NON-CONF.		3- 9	.25	275	0- 0		104	151	237	.45111	228	16	16
TOTALS		RPI 1-25	RPI 26-50		W-L RECORDS		RPI 51-100		RPI 101-150		RPI 150+		
7- 19	0- 0	0- 3		OVERALL		0- 3		0- 6		7- 7			
4- 7	0- 0	0- 2		HOME		0- 1		0- 2		4- 2			
1- 8	0- 0	0- 1		AWAY		0- 1		0- 3		1- 3			
2- 4	0- 0	0- 0		NEUTRAL		0- 1		0- 1		2- 2			
3- 9	0- 0	0- 2		NON-CONFERENCE		0- 2		0- 2		3- 3			
0- 3	0- 0	0- 1		HOME		0- 1		0- 0		0- 1			
1- 2	0- 0	0- 1		AWAY		0- 0		0- 1		1- 0			
2- 4	0- 0	0- 0		NEUTRAL		0- 1		0- 1		2- 2			
4- 10	0- 0	0- 1		CONFERENCE		0- 1		0- 4		4- 4			
4- 4	0- 0	0- 1		HOME		0- 0		0- 2		4- 1			
0- 6	0- 0	0- 0		AWAY		0- 1		0- 2		0- 3			
0- 0	0- 0	0- 0		NEUTRAL		0- 0		0- 0		0- 0			
RPI S	Opponent	Score	RPI S	Opponent	Score	RPI S	Opponent	Score	RPI S	Opponent	Score		
			31 A	Creighton	0 3	85 N	Wichita St.	2 3	113 N	UC Irvine	0 3		
			43 H	Ohio	0 3	94 H	Dayton	1 3	116 H	Ball St.	0 3		
			48 H	Pittsburgh	0 3	95 A	Northern Ill.	1 3	126 A	Miami (OH)	1 3		
									126 H	Miami (OH)	1 3		
									134 A	Eastern Mich.	0 3		
									136 A	Oakland	0 3		
									153 N	Pepperdine	0 3		
									167 H	Kent St.	3 0		
									168 H	Western Mich.	2 3		
									177 A	Buffalo	0 3		
									177 H	Buffalo	3 2		
									204 H	Middle Tenn.	2 3		
									213 N	IPFW	0 3		
									225 N	Robert Morris	3 2		
									237 N	Bakersfield	3 2		
									244 A	Central Mich.	1 3		
									262 A	Akron	0 3		
									262 H	Akron	3 0		
									278 H	Toledo	3 1		
									279 A	Wright St.	3 2		
			LAST 10 GAMES										
			95 A	Northern Ill.	1 3	278 H	Toledo	3 1					
			126 A	Miami (OH)	1 3	134 A	Eastern Mich.	0 3					
			177 H	Buffalo	3 2	244 A	Central Mich.	1 3					
			262 H	Akron	3 0	43 H	Ohio	0 3					
			116 H	Ball St.	0 3	167 H	Kent St.	3 0					

Non-Div. I Games:

Bowling Green

R
i
d
e
r

Rider

UAB				Through Games Of Nov. 9, 2014																			
Average RPI Win:		232	WON-LOST	WINNING		LAST 10		STRENGTH OF		OPP. STRENGTH		TEAM		ADJ		CONF.		ADJ CONF.					
Average RPI Loss:		124	RECORD	PCT. RANK		GAMES		SCHEDULE		OF SCHEDULE		RPI		RPI		RPI		RPI					
DIV. I ONLY			6- 23	.2069	302	2- 8		95		143		250		.42677		241	15		15				
DIV. I NON-CONF.			3- 12	.2	289	0- 0		79		125		232		.45105		229	13		13				
TOTALS		RPI 1-25		RPI 26-50		W-L RECORDS		RPI 51-100		RPI 101-150		RPI 150+											
6- 23		0- 1		0- 4		OVERALL		0- 5		0- 5		6- 8											
4- 6		0- 0		0- 2		HOME		0- 1		0- 1		4- 2											
1- 12		0- 0		0- 2		AWAY		0- 3		0- 3		1- 4											
1- 5		0- 1		0- 0		NEUTRAL		0- 1		0- 1		1- 2											
3- 12		0- 1		0- 3		NON-CONFERENCE		0- 2		0- 3		3- 3											
2- 2		0- 0		0- 1		HOME		0- 0		0- 0		2- 1											
0- 5		0- 0		0- 2		AWAY		0- 1		0- 2		0- 0											
1- 5		0- 1		0- 0		NEUTRAL		0- 1		0- 1		1- 2											
3- 11		0- 0		0- 1		CONFERENCE		0- 3		0- 2		3- 5											
2- 4		0- 0		0- 1		HOME		0- 1		0- 1		2- 1											
1- 7		0- 0		0- 0		AWAY		0- 2		0- 1		1- 4											
0- 0		0- 0		0- 0		NEUTRAL		0- 0		0- 0		0- 0											
RPI	S	Opponent		Score		RPI	S	Opponent		Score		RPI	S	Opponent		Score							
25	N	Ohio St.		0 3		28	A	Alabama		0 3		68	A	Ole Miss		0 3							
						32	A	Arizona St.		0 3		75	A	UTSA		0 3							
						42	H	Western Ky.		1 3		75	H	UTSA		0 3							
						50	H	Michigan St.		0 3		76	A	Rice		0 3							
												82	N	Iowa		0 3							
														104		N	Idaho St.	0 3					
														124		H	North Texas	0 3					
														126		A	Miami (OH)	0 3					
														130		A	Fla. Atlantic	0 3					
														149		A	Samford	2 3					
														159		A	Southern Miss.	1 3					
														161		A	Marshall	3 1					
														165		N	IUPUI	1 3					
														193		A	Charlotte	0 3					
														202		H	UTEP	2 3					
														204		A	Middle Tenn.	0 3					
														204		H	Middle Tenn.	3 0					
														222		H	Georgia St.	3 1					
														243		H	Chattanooga	2 3					
														246		N	Jacksonville St.	1 3					
														251		A	FIU	1 3					
														259		H	Southeastern La.	3 2					
														267		H	Louisiana Tech	3 0					
														281		N	Mercer	3 1					
LAST 10 GAMES																							
204 A Middle Tenn.						0 3						159 A Southern Miss.						1 3					
75 A UTSA						0 3						161 A Marshall						3 1					
124 H North Texas						0 3						204 H Middle Tenn.						3 0					
42 H Western Ky.						1 3						75 H UTSA						0 3					
76 A Rice						0 3						202 H UTEP						2 3					

Non-Div. I Games:

UAB

Average RPI Win:	260	WON-LOST RECORD	WINNING PCT. RANK	LAST 10 GAMES	STRENGTH OF SCHEDULE	OPP. STRENGTH OF SCHEDULE	TEAM RPI	ADJ RPI	CONF. RPI	ADJ CONF. RPI	
DIV. I ONLY		12- 18	.4 221	4- 6	222	246	239	.42634	242	20 21	
DIV. I NON-CONF.		7- 11	.38889 231	0- 0	254	261	253	.41631	260	22 22	
<hr/>											
TOTALS	RPI 1-25	RPI 26-50		W-L RECORDS	RPI 51-100		RPI 101-150		RPI 150+		
12- 18	0- 0	0- 0		OVERALL	0- 5		1- 4		11- 9		
5- 6	0- 0	0- 0		HOME	0- 2		0- 2		5- 2		
3- 7	0- 0	0- 0		AWAY	0- 2		0- 1		3- 4		
4- 5	0- 0	0- 0		NEUTRAL	0- 1		1- 1		3- 3		
<hr/>											
7- 11	0- 0	0- 0		NON-CONFERENCE	0- 4		1- 2		6- 5		
3- 1	0- 0	0- 0		HOME	0- 1		0- 0		3- 0		
0- 5	0- 0	0- 0		AWAY	0- 2		0- 1		0- 2		
4- 5	0- 0	0- 0		NEUTRAL	0- 1		1- 1		3- 3		
<hr/>											
5- 7	0- 0	0- 0		CONFERENCE	0- 1		0- 2		5- 4		
2- 5	0- 0	0- 0		HOME	0- 1		0- 2		2- 2		
3- 2	0- 0	0- 0		AWAY	0- 0		0- 0		3- 2		
0- 0	0- 0	0- 0		NEUTRAL	0- 0		0- 0		0- 0		
<hr/>											
RPI S	Opponent	Score	RPI S	Opponent	Score	RPI S	Opponent	Score	RPI S	Opponent	Score
						70 H	Appalachian St.	1 3	101 H	Radford	0 3
						84 A	Furman	2 3	106 A	Texas Tech	0 3
						89 A	South Carolina	0 3	125 N	Georgia Tech	0 3
						90 N	West Virginia	0 3	127 N	Texas St.	3 1
						92 H	Coastal Caro.	1 3	135 H	Liberty	0 3
									166 A	Winthrop	1 3
									166 H	Winthrop	0 3
									176 N	Jacksonville	1 3
									185 A	Presbyterian	3 1
									185 H	Presbyterian	0 3
									187 A	Western Caro.	0 3
									192 A	High Point	1 3
									193 H	Charlotte	3 2
									212 A	Campbell	3 2
									255 N	Incarnate Word	0 3
									256 A	Niagara	2 3
									261 N	USC Upstate	3 0
									288 N	Tennessee Tech	2 3
									291 A	UNC Asheville	3 2
									291 H	UNC Asheville	3 2
									294 N	Wofford	3 1
									299 H	Charleston So.	3 0
									302 N	Providence	3 0
									329 H	N.C. A&T	3 0
									334 H	Savannah St.	3 0
<hr/>											
			LAST 10 GAMES								
			185 H	Presbyterian	0 3	92 H	Coastal Caro.	1 3	302 N	Providence	3 0
			166 H	Winthrop	0 3	291 A	UNC Asheville	3 2	329 H	N.C. A&T	3 0
			192 A	High Point	1 3	166 A	Winthrop	1 3	334 H	Savannah St.	3 0
			212 A	Campbell	3 2	185 A	Presbyterian	3 1			
			299 H	Charleston So.	3 0	101 H	Radford	0 3			

Non-Div. I Games:

Gardner-Webb

Average RPI Win:	268	WON-LOST	WINNING	LAST 10	STRENGTH OF	OPP. STRENGTH	TEAM	ADJ	CONF.	ADJ CONF.				
Average RPI Loss:	161	RECORD	PCT. RANK	GAMES	SCHEDULE	OF SCHEDULE	RPI	RPI	RPI	RPI				
DIV. I ONLY	12- 17	.41379	217	3- 7	234	263	241	.42605	243	23	23			
DIV. I NON-CONF.	7- 8	.46667	180	0- 0	247	266	229	.44605	236	25	26			
<hr/>														
TOTALS	RPI 1-25	RPI 26-50		W-L RECORDS		RPI 51-100		RPI 101-150		RPI 150+				
12- 17	0- 0	0- 0		OVERALL		0- 2		0- 6		12- 9				
6- 7	0- 0	0- 0		HOME		0- 0		0- 2		6- 5				
6- 6	0- 0	0- 0		AWAY		0- 1		0- 2		6- 3				
0- 4	0- 0	0- 0		NEUTRAL		0- 1		0- 2		0- 1				
<hr/>														
7- 8	0- 0	0- 0		NON-CONFERENCE		0- 1		0- 4		7- 3				
4- 3	0- 0	0- 0		HOME		0- 0		0- 1		4- 2				
3- 1	0- 0	0- 0		AWAY		0- 0		0- 1		3- 0				
0- 4	0- 0	0- 0		NEUTRAL		0- 1		0- 2		0- 1				
<hr/>														
5- 9	0- 0	0- 0		CONFERENCE		0- 1		0- 2		5- 6				
2- 4	0- 0	0- 0		HOME		0- 0		0- 1		2- 3				
3- 5	0- 0	0- 0		AWAY		0- 1		0- 1		3- 3				
0- 0	0- 0	0- 0		NEUTRAL		0- 0		0- 0		0- 0				
<hr/>														
RPI S	Opponent	Score	RPI S	Opponent	Score	RPI S	Opponent	Score	RPI S	Opponent	Score			
						61 N	Tulsa	1 3	109 N	Col. of Charleston	2 3			
						84 A	Furman	0 3	111 H	Murray St.	2 3			
						112 N	Northern Ariz.	0 3						
						123 A	Georgia	0 3						
						149 A	Samford	0 3						
						149 H	Samford	1 3						
						156 A	UNC Greensboro	1 3						
						156 H	UNC Greensboro	0 3						
						171 H	Stetson	3 0						
						181 N	Belmont	0 3						
						184 A	East Tenn. St.	2 3						
						184 H	East Tenn. St.	1 3						
						187 A	Western Caro.	1 3						
						187 H	Western Caro.	3 0						
						205 A	Houston Baptist	3 2						
						241 A	UAB	3 2						
						250 H	Kennesaw St.	0 3						
						253 H	UT Martin	0 3						
						257 A	Austin Peay	3 1						
						279 H	Wright St.	3 2						
						281 A	Mercer	3 1						
						LAST 10 GAMES			LAST 10 GAMES			281 H	Mercer	2 3
						156 A	UNC Greensboro	1 3	156 H	UNC Greensboro	0 3	294 A	Wofford	3 1
						184 A	East Tenn. St.	2 3	317 A	Citadel	3 0	317 A	Citadel	3 0
						187 A	Western Caro.	1 3	84 A	Furman	0 3	317 H	Citadel	3 0
149 A	Samford	0 3	281 A	Mercer	3 1	330 H	Mississippi Val.	3 0						
281 H	Mercer	2 3	294 A	Wofford	3 1	332 H	South Carolina St.	3 0						

Non-Div. I Games:

Chattanooga

Average RPI Win: 248		WON-LOST	WINNING	LAST 10	STRENGTH OF		OPP. STRENGTH	TEAM	ADJ	CONF.	ADJ CONF.
Average RPI Loss: 145		RECORD	PCT. RANK	GAMES	SCHEDULE		OF SCHEDULE	RPI	RPI	RPI	RPI
DIV. I ONLY		10- 16	.38462	228	3- 7		264	170	253	.426	244
DIV. I NON-CONF.		5- 7	.41667	213	0- 0		294	217	255	.41992	255
TOTALS		RPI 1-25	RPI 26-50		W-L RECORDS		RPI 51-100		RPI 101-150		RPI 150+
10- 16	0- 0	0- 1		OVERALL		0- 3		2- 4		8- 8	
3- 8	0- 0	0- 1		HOME		0- 2		1- 2		2- 3	
4- 5	0- 0	0- 0		AWAY		0- 0		1- 2		3- 3	
3- 3	0- 0	0- 0		NEUTRAL		0- 1		0- 0		3- 2	
5- 7	0- 0	0- 0		NON-CONFERENCE		0- 2		1- 0		4- 5	
0- 3	0- 0	0- 0		HOME		0- 1		0- 0		0- 2	
2- 1	0- 0	0- 0		AWAY		0- 0		1- 0		1- 1	
3- 3	0- 0	0- 0		NEUTRAL		0- 1		0- 0		3- 2	
5- 9	0- 0	0- 1		CONFERENCE		0- 1		1- 4		4- 3	
3- 5	0- 0	0- 1		HOME		0- 1		1- 2		2- 1	
2- 4	0- 0	0- 0		AWAY		0- 0		0- 2		2- 2	
0- 0	0- 0	0- 0		NEUTRAL		0- 0		0- 0		0- 0	
RPI S	Opponent	Score	RPI S	Opponent	Score	RPI S	Opponent	Score	RPI S	Opponent	Score
			43 H Ohio	1	3	80 H Butler	0	3	116 A Ball St.	1	3
						95 H Northern Ill.	1	3	116 H Ball St.	1	3
						97 N UMKC	0	3	126 H Miami (OH)	0	3
									134 A Eastern Mich.	2	3
									134 H Eastern Mich.	3	1
									144 A Cincinnati	3	1
									161 H Marshall	1	3
									165 N IUPUI	1	3
									167 A Kent St.	2	3
									168 H Western Mich.	1	3
									177 A Buffalo	1	3
									207 N Drake	2	3
									223 H Green Bay	2	3
									238 A Omaha	1	3
									239 H Bowling Green	3	1
									262 A Akron	3	0
									266 A Evansville	3	1
									278 A Toledo	3	0
									278 H Toledo	3	0
									285 N Tennessee St.	3	1
									298 N DePaul	3	1
									299 N Charleston So.	3	0
			LAST 10 GAMES								
			278 H Toledo	3	0	262 A Akron	3	0			
			116 H Ball St.	1	3	126 H Miami (OH)	0	3			
			167 A Kent St.	2	3	239 H Bowling Green	3	1			
			134 A Eastern Mich.	2	3	95 H Northern Ill.	1	3			
			177 A Buffalo	1	3	168 H Western Mich.	1	3			

Non-Div. I Games:

Central Mich.

Average RPI Win: 268		WON-LOST RECORD		WINNING PCT. RANK		LAST 10 GAMES		STRENGTH OF SCHEDULE		OPP. STRENGTH OF SCHEDULE		TEAM RPI		ADJ RPI		CONF. RPI		ADJ CONF. RPI	
DIV. I ONLY		6- 21		.22222 293		1- 9		117		130		254		.4254 245		5		5	
DIV. I NON-CONF.		5- 10		.33333 245		0- 0		224		265		261		.41187 266		5		5	
TOTALS		RPI 1-25		RPI 26-50		W-L RECORDS		RPI 51-100		RPI 101-150		RPI 150+							
6- 21		0- 3		0- 0		OVERALL		0- 7		0- 6		6- 5							
4- 10		0- 1		0- 0		HOME		0- 4		0- 3		4- 2							
0- 8		0- 2		0- 0		AWAY		0- 3		0- 2		0- 1							
2- 3		0- 0		0- 0		NEUTRAL		0- 0		0- 1		2- 2							
5- 10		0- 0		0- 0		NON-CONFERENCE		0- 2		0- 3		5- 5							
3- 5		0- 0		0- 0		HOME		0- 2		0- 1		3- 2							
0- 2		0- 0		0- 0		AWAY		0- 0		0- 1		0- 1							
2- 3		0- 0		0- 0		NEUTRAL		0- 0		0- 1		2- 2							
1- 11		0- 3		0- 0		CONFERENCE		0- 5		0- 3		1- 0							
1- 5		0- 1		0- 0		HOME		0- 2		0- 2		1- 0							
0- 6		0- 2		0- 0		AWAY		0- 3		0- 1		0- 0							
0- 0		0- 0		0- 0		NEUTRAL		0- 0		0- 0		0- 0							
RPI	S	Opponent		Score		RPI	S	Opponent		Score		RPI	S	Opponent		Score			
7	A	Florida		0 3								105	A	Indiana		1 3			
7	H	Florida		0 3								108	A	Missouri		0 3			
21	A	LSU		0 3								108	H	Missouri		2 3			
												110	H	Auburn		1 3			
												126	N	Miami (OH)		1 3			
												128	H	North Dakota		0 3			
												173	A	Sam Houston St.		1 3			
												208	H	Tennessee		3 2			
												211	H	South Ala.		0 3			
												219	H	SIUE		1 3			
												235	N	Southeast Mo. St.		3 2			
												237	N	Bakersfield		0 3			
												247	H	Northwestern St.		3 2			
												268	N	La.-Monroe		0 3			
												289	H	Nicholls St.		3 0			
												301	N	Tex.-Pan American		3 1			
												330	H	Mississippi Val.		3 0			
						LAST 10 GAMES													
						68	H	Ole Miss		1 3		208	H	Tennessee		3 2			
						110	H	Auburn		1 3		68	A	Ole Miss		0 3			
						7	A	Florida		0 3		21	A	LSU		0 3			
						89	A	South Carolina		1 3		7	H	Florida		0 3			
						108	H	Missouri		2 3		89	H	South Carolina		0 3			

Non-Div. I Games:

Mississippi St.

[illegible]

Non-Div. I Games:

Jacksonville St.

RPI	S	Opponent	Score	
318	H	Alabama A&M	3	0
318	N	Alabama A&M	3	0

Jacksonville St.

J
a
c
k
s
o
n
v
i
l
l
e
s
t
.

J
a
c
k
s
o
n
v
i
l
l
e
s
t
.

Average RPI Win: 251		WON-LOST	WINNING	LAST 10	STRENGTH OF		OPP. STRENGTH	TEAM	ADJ	CONF.	ADJ CONF.
Average RPI Loss: 166		RECORD	PCT. RANK	GAMES	SCHEDULE		OF SCHEDULE	RPI	RPI	RPI	RPI
DIV. I ONLY		11- 16	.40741	220	5- 5		232	258	243	.424	247
DIV. I NON-CONF.		3- 10	.23077	283	0- 0		216	210	278	.39627	278
TOTALS		RPI 1-25	RPI 26-50		W-L RECORDS		RPI 51-100		RPI 101-150		RPI 150+
11- 16	0- 0	0- 0		OVERALL		0- 2		2- 5		9- 9	
6- 2	0- 0	0- 0		HOME		0- 0		1- 1		5- 1	
2- 9	0- 0	0- 0		AWAY		0- 1		0- 4		2- 4	
3- 5	0- 0	0- 0		NEUTRAL		0- 1		1- 0		2- 4	
3- 10	0- 0	0- 0		NON-CONFERENCE		0- 2		1- 3		2- 5	
0- 0	0- 0	0- 0		HOME		0- 0		0- 0		0- 0	
0- 5	0- 0	0- 0		AWAY		0- 1		0- 3		0- 1	
3- 5	0- 0	0- 0		NEUTRAL		0- 1		1- 0		2- 4	
8- 6	0- 0	0- 0		CONFERENCE		0- 0		1- 2		7- 4	
6- 2	0- 0	0- 0		HOME		0- 0		1- 1		5- 1	
2- 4	0- 0	0- 0		AWAY		0- 0		0- 1		2- 3	
0- 0	0- 0	0- 0		NEUTRAL		0- 0		0- 0		0- 0	
RPI S	Opponent	Score	RPI S	Opponent	Score	RPI S	Opponent	Score	RPI S	Opponent	Score
						58 A	Baylor	1 3	108 N	Missouri	3 0
						87 N	Memphis	0 3	110 A	Auburn	2 3
									115 H	Central Ark.	3 0
									124 A	North Texas	2 3
									137 A	Stephen F. Austin	0 3
									137 H	Stephen F. Austin	1 3
									140 A	La.-Lafayette	1 3
									159 N	Southern Miss.	1 3
									172 A	A&M-Corpus Christi	1 3
									173 A	Sam Houston St.	1 3
									173 H	Sam Houston St.	2 3
									197 N	Florida A&M	1 3
									205 A	Houston Baptist	3 0
									211 N	South Ala.	1 3
									245 A	Mississippi St.	2 3
									246 N	Jacksonville St.	2 3
									255 H	Incarnate Word	3 1
									259 H	Southeastern La.	3 1
									273 A	McNeese St.	3 2
									286 H	Lamar	3 2
									289 A	Nicholls St.	0 3
									296 H	Abilene Christian	3 2
									312 N	Southern U.	3 0
									320 H	New Orleans	3 0
									330 N	Mississippi Val.	3 0
LAST 10 GAMES											
						137 H	Stephen F. Austin	1 3	137 A	Stephen F. Austin	0 3
						173 A	Sam Houston St.	1 3	259 H	Southeastern La.	3 1
						115 H	Central Ark.	3 0	320 H	New Orleans	3 0
						173 H	Sam Houston St.	2 3	172 A	A&M-Corpus Christi	1 3
						286 H	Lamar	3 2	205 A	Houston Baptist	3 0

Non-Div. I Games:

Northwestern St.

Average RPI Win: 228		WON-LOST	WINNING	LAST 10	STRENGTH OF		OPP. STRENGTH	TEAM	ADJ		CONF.	ADJ CONF.
Average RPI Loss: 126		RECORD	PCT. RANK	GAMES	SCHEDULE		OF SCHEDULE	RPI	RPI		RPI	RPI
DIV. I ONLY		7- 16	.30435	264	3- 7		271	99	264		.42216	248
DIV. I NON-CONF.		3- 7	.3	263	0- 0		258	73	264		.4264	252
TOTALS		RPI 1-25	RPI 26-50		W-L RECORDS		RPI 51-100		RPI 101-150		RPI 150+	
7- 16		0- 0	0- 0		OVERALL		0- 5		1- 7		6- 4	
3- 5		0- 0	0- 0		HOME		0- 2		1- 2		2- 1	
2- 7		0- 0	0- 0		AWAY		0- 2		0- 3		2- 2	
2- 4		0- 0	0- 0		NEUTRAL		0- 1		0- 2		2- 1	
3- 7		0- 0	0- 0		NON-CONFERENCE		0- 2		0- 3		3- 2	
1- 0		0- 0	0- 0		HOME		0- 0		0- 0		1- 0	
0- 3		0- 0	0- 0		AWAY		0- 1		0- 1		0- 1	
2- 4		0- 0	0- 0		NEUTRAL		0- 1		0- 2		2- 1	
4- 9		0- 0	0- 0		CONFERENCE		0- 3		1- 4		3- 2	
2- 5		0- 0	0- 0		HOME		0- 2		1- 2		1- 1	
2- 4		0- 0	0- 0		AWAY		0- 1		0- 2		2- 1	
0- 0		0- 0	0- 0		NEUTRAL		0- 0		0- 0		0- 0	
RPI S	Opponent	Score	RPI S	Opponent	Score	RPI S	Opponent	Score	RPI S	Opponent	Score	
						54 N	Pacific	1 3	107 A	California	1 3	
						55 H	UNLV	0 3	119 N	UC Santa Barbara	0 3	
						69 A	New Mexico	1 3	129 A	Utah St.	0 3	
						69 H	New Mexico	0 3	129 H	Utah St.	1 3	
						98 A	Denver	1 3	132 N	San Francisco	0 3	
									133 A	Boise St.	0 3	
									133 H	Boise St.	0 3	
									138 H	San Diego St.	3 1	
									153 A	Pepperdine	2 3	
									182 N	Oral Roberts	3 0	
									202 N	UTEP	0 3	
									211 N	South Ala.	3 1	
									214 A	Air Force	1 3	
									214 H	Air Force	2 3	
									233 A	Fresno St.	3 2	
									233 H	Fresno St.	3 1	
									284 H	Sacramento St.	3 0	
									313 A	San Jose St.	3 0	
LAST 10 GAMES												
						133 H	Boise St.	0 3	69 A	New Mexico	1 3	
						129 H	Utah St.	1 3	55 H	UNLV	0 3	
						233 H	Fresno St.	3 1	138 H	San Diego St.	3 1	
						313 A	San Jose St.	3 0	129 A	Utah St.	0 3	
						214 A	Air Force	1 3	133 A	Boise St.	0 3	

Non-Div. I Games:

Nevada

Average RPI Win:	297	WON-LOST RECORD	WINNING PCT. RANK	LAST 10 GAMES	STRENGTH OF SCHEDULE	OPP. STRENGTH OF SCHEDULE	TEAM RPI	ADJ RPI	CONF. RPI	ADJ CONF. RPI	
DIV. I ONLY		13- 13	.5 166	6- 4	292	295	249	.42185	249	31	31
DIV. I NON-CONF.		6- 8	.42857 209	0- 1	236	273	242	.43434	249	31	31
<hr/>											
TOTALS	RPI 1-25	RPI 26-50		W-L RECORDS	RPI 51-100		RPI 101-150		RPI 150+		
13- 13	0- 1	0- 0		OVERALL	0- 2		0- 1		13- 9		
4- 2	0- 0	0- 0		HOME	0- 0		0- 0		4- 2		
4- 8	0- 1	0- 0		AWAY	0- 2		0- 0		4- 5		
5- 3	0- 0	0- 0		NEUTRAL	0- 0		0- 1		5- 2		
<hr/>											
6- 8	0- 1	0- 0		NON-CONFERENCE	0- 2		0- 1		6- 4		
0- 0	0- 0	0- 0		HOME	0- 0		0- 0		0- 0		
1- 5	0- 1	0- 0		AWAY	0- 2		0- 0		1- 2		
5- 3	0- 0	0- 0		NEUTRAL	0- 0		0- 1		5- 2		
<hr/>											
7- 5	0- 0	0- 0		CONFERENCE	0- 0		0- 0		7- 5		
4- 2	0- 0	0- 0		HOME	0- 0		0- 0		4- 2		
3- 3	0- 0	0- 0		AWAY	0- 0		0- 0		3- 3		
0- 0	0- 0	0- 0		NEUTRAL	0- 0		0- 0		0- 0		
<hr/>											
RPI S	Opponent	Score		RPI S	Opponent	Score		RPI S	Opponent	Score	
19 A	Arizona	0	3					77 A	American	0	3
								88 A	Towson	1	3

Non-Div. I Games:

Coppin St.

Average RPI Win: 245		WON-LOST	WINNING	LAST 10	STRENGTH OF		OPP. STRENGTH	TEAM	ADJ	CONF.	ADJ CONF.	
Average RPI Loss: 147		RECORD	PCT. RANK	GAMES	SCHEDULE		OF SCHEDULE	RPI	RPI	RPI	RPI	
DIV. I ONLY		10- 16	.38462	228	241		191	246	.42171	250	12	14
DIV. I NON-CONF.		6- 8	.42857	209	303		230	262	.4155	262	14	14
<hr/>												
TOTALS		RPI 1-25		RPI 26-50		W-L RECORDS		RPI 51-100		RPI 101-150		RPI 150+
10- 16		0- 0		0- 2		OVERALL		0- 3		1- 1		9- 10
4- 6		0- 0		0- 2		HOME		0- 1		1- 0		3- 3
3- 7		0- 0		0- 0		AWAY		0- 2		0- 1		3- 4
3- 3		0- 0		0- 0		NEUTRAL		0- 0		0- 0		3- 3
6- 8		0- 0		0- 1		NON-CONFERENCE		0- 1		0- 1		6- 5
1- 2		0- 0		0- 1		HOME		0- 0		0- 0		1- 1
2- 3		0- 0		0- 0		AWAY		0- 1		0- 1		2- 1
3- 3		0- 0		0- 0		NEUTRAL		0- 0		0- 0		3- 3
4- 8		0- 0		0- 1		CONFERENCE		0- 2		1- 0		3- 5
3- 4		0- 0		0- 1		HOME		0- 1		1- 0		2- 2
1- 4		0- 0		0- 0		AWAY		0- 1		0- 0		1- 3
0- 0		0- 0		0- 0		NEUTRAL		0- 0		0- 0		0- 0
RPI S	Opponent	Score	RPI S	Opponent	Score	RPI S	Opponent	Score	RPI S	Opponent	Score	
			33 H	Lipscomb	0 3	64 A	FGCU	0 3	122 H	Northern Ky.	3 1	
			46 H	Purdue	0 3	64 H	FGCU	1 3	125 A	Georgia Tech	0 3	
						92 A	Coastal Caro.	1 3	151 N	Youngstown St.	0 3	
									168 N	Western Mich.	1 3	
									171 A	Stetson	1 3	
									171 H	Stetson	1 3	
									176 A	Jacksonville	0 3	
									176 H	Jacksonville	3 2	
									181 A	Belmont	3 1	
									194 A	North Florida	1 3	
									194 H	North Florida	2 3	
									208 N	Tennessee	1 3	
									221 A	Stony Brook	0 3	
									243 A	Chattanooga	3 0	
									261 A	USC Upstate	3 2	
									261 H	USC Upstate	3 2	
									266 N	Evansville	3 1	
									272 H	Elon	2 3	
									291 H	UNC Asheville	3 2	
									323 N	Loyola Maryland	3 0	
									324 N	St. Francis Brooklyn	3 1	
			LAST 10 GAMES									
			171 A	Stetson	1 3	176 A	Jacksonville	0 3				
			64 A	FGCU	0 3	194 A	North Florida	1 3				
			194 H	North Florida	2 3	64 H	FGCU	1 3				
			176 H	Jacksonville	3 2	171 H	Stetson	1 3				
			261 H	USC Upstate	3 2	33 H	Lipscomb	0 3				

Non-Div. I Games:

Kennesaw St.

Average RPI Win: 229		WON-LOST	WINNING	LAST 10	STRENGTH OF		OPP. STRENGTH	TEAM	ADJ		CONF.	ADJ CONF.
Average RPI Loss: 132		RECORD	PCT. RANK	GAMES	SCHEDULE		OF SCHEDULE	RPI	RPI		RPI	RPI
DIV. I ONLY		6- 22	.21429	298	1- 9		129	149	256		.4184	251
DIV. I NON-CONF.		3- 10	.23077	283	0- 0		156	148	257		.42105	254
TOTALS		RPI 1-25	RPI 26-50		W-L RECORDS		RPI 51-100		RPI 101-150		RPI 150+	
6- 22	0- 0	0- 4		OVERALL		0- 4		0- 5		6- 9		
1- 6	0- 0	0- 1		HOME		0- 1		0- 1		1- 3		
3- 9	0- 0	0- 3		AWAY		0- 1		0- 2		3- 3		
2- 7	0- 0	0- 0		NEUTRAL		0- 2		0- 2		2- 3		
3- 10	0- 0	0- 2		NON-CONFERENCE		0- 2		0- 2		3- 4		
0- 0	0- 0	0- 0		HOME		0- 0		0- 0		0- 0		
1- 3	0- 0	0- 2		AWAY		0- 0		0- 0		1- 1		
2- 7	0- 0	0- 0		NEUTRAL		0- 2		0- 2		2- 3		
3- 12	0- 0	0- 2		CONFERENCE		0- 2		0- 3		3- 5		
1- 6	0- 0	0- 1		HOME		0- 1		0- 1		1- 3		
2- 6	0- 0	0- 1		AWAY		0- 1		0- 2		2- 2		
0- 0	0- 0	0- 0		NEUTRAL		0- 0		0- 0		0- 0		
RPI S	Opponent	Score	RPI S	Opponent	Score	RPI S	Opponent	Score	RPI S	Opponent	Score	
			28 A	Alabama	0 3	75 A	UTSA	1 3	124 A	North Texas	0 3	
			35 A	UCF	0 3	76 H	Rice	1 3	128 N	North Dakota	1 3	
			42 A	Western Ky.	0 3	82 N	Iowa	1 3	130 A	Fla. Atlantic	1 3	
			42 H	Western Ky.	0 3	96 N	Clemson	0 3	130 H	Fla. Atlantic	1 3	
									138 N	San Diego St.	0 3	
									154 A	South Fla.	3 1	
									159 H	Southern Miss.	2 3	
									161 A	Marshall	0 3	
									177 N	Buffalo	1 3	
									187 N	Western Caro.	3 1	
									188 N	Eastern Ky.	0 3	
									190 N	Northeastern	2 3	
									193 A	Charlotte	3 0	
									193 H	Charlotte	1 3	
									202 A	UTEP	2 3	
									204 H	Middle Tenn.	2 3	
									241 H	UAB	3 1	
									267 A	Louisiana Tech	3 0	
									295 A	South Dakota St.	2 3	
									332 N	South Carolina St.	3 0	
LAST 10 GAMES												
			75 A	UTSA	1 3	124 A	North Texas	0 3				
			202 A	UTEP	2 3	42 A	Western Ky.	0 3				
			193 H	Charlotte	1 3	159 H	Southern Miss.	2 3				
			76 H	Rice	1 3	204 H	Middle Tenn.	2 3				
			130 A	Fla. Atlantic	1 3	267 A	Louisiana Tech	3 0				

Non-Div. I Games:

FIU

UMBC

Average RPI Win: 276		WON-LOST RECORD		WINNING PCT. RANK		LAST 10 GAMES		STRENGTH OF SCHEDULE		OPP. STRENGTH OF SCHEDULE		TEAM RPI		ADJ RPI		CONF. RPI		ADJ CONF. RPI	
Average RPI Loss: 179																			
DIV. I ONLY		10- 13		.43478 207		4- 6		239		280		237		.41819 252		29		29	
DIV. I NON-CONF.		6- 7		.46154 184		0- 0		162		205		191		.47192 201		28		28	
TOTALS		RPI 1-25		RPI 26-50		W-L RECORDS		RPI 51-100		RPI 101-150		RPI 150+							
10- 13		0- 3		0- 0		OVERALL		0- 0		0- 1		10- 9							
1- 5		0- 0		0- 0		HOME		0- 0		0- 1		1- 4							
5- 5		0- 2		0- 0		AWAY		0- 0		0- 0		5- 3							
4- 3		0- 1		0- 0		NEUTRAL		0- 0		0- 0		4- 2							
6- 7		0- 3		0- 0		NON-CONFERENCE		0- 0		0- 1		6- 3							
0- 2		0- 0		0- 0		HOME		0- 0		0- 1		0- 1							
2- 2		0- 2		0- 0		AWAY		0- 0		0- 0		2- 0							
4- 3		0- 1		0- 0		NEUTRAL		0- 0		0- 0		4- 2							
4- 6		0- 0		0- 0		CONFERENCE		0- 0		0- 0		4- 6							
1- 3		0- 0		0- 0		HOME		0- 0		0- 0		1- 3							
3- 3		0- 0		0- 0		AWAY		0- 0		0- 0		3- 3							
0- 0		0- 0		0- 0		NEUTRAL		0- 0		0- 0		0- 0							
RPI S	Opponent	Score		RPI S	Opponent	Score		RPI S	Opponent	Score		RPI S	Opponent	Score					
3 N	Washington	0	3									134 H	Eastern Mich.	0	3				
19 A	Arizona	0	3									169 A	Howard	3	1				
22 A	BYU	0	3									189 N	Tulane	3	2				
												191 N	Utah Valley	0	3				
												221 A	Stony Brook	1	3				
												221 H	Stony Brook	0	3				
												229 A	New Hampshire	0	3				
												229 H	New Hampshire	0	3				
												249 H	Coppin St.	0	3				
												249 N	Coppin St.	2	3				
												263 A	Hartford	3	2				
												263 H	Hartford	1	3				
												275 A	Albany (NY)	3	2				
												292 N	Weber St.	3	2				
												295 N	South Dakota St.	3	0				
												300 A	Binghamton	0	3				
												304 A	UMES	3	0				
												325 A	UMass Lowell	3	0				
												325 H	UMass Lowell	3	1				
												325 N	Fairleigh Dickinson	3	0				
				LAST 10 GAMES															
				263 H	Hartford	1	3	275 A	Albany (NY)	3	2								
				221 H	Stony Brook	0	3	229 H	New Hampshire	0	3								
				325 A	UMass Lowell	3	0	325 H	UMass Lowell	3	1								
				229 A	New Hampshire	0	3	263 A	Hartford	3	2								
				300 A	Binghamton	0	3	221 A	Stony Brook	1	3								

Non-Div. I Games:

UMBC

Average RPI Win:	274	WON-LOST	WINNING	LAST 10	STRENGTH OF	OPP. STRENGTH	TEAM	ADJ	CONF.	ADJ CONF.	
Average RPI Loss:	170	RECORD	PCT. RANK	GAMES	SCHEDULE	OF SCHEDULE	RPI	RPI	RPI	RPI	
DIV. I ONLY	11- 17	.39286	226	3- 7	201	285	244	.4168	253	25	25
DIV. I NON-CONF.	7- 7	.5	163	0- 0	200	308	211	.46566	211	24	24
<hr/>											
TOTALS	RPI 1-25	RPI 26-50		W-L RECORDS	RPI 51-100		RPI 101-150		RPI 150+		
11- 17	0- 0	0- 0		OVERALL	0- 3		0- 4		11- 10		
5- 8	0- 0	0- 0		HOME	0- 0		0- 3		5- 5		
3- 6	0- 0	0- 0		AWAY	0- 1		0- 1		3- 4		
3- 3	0- 0	0- 0		NEUTRAL	0- 2		0- 0		3- 1		
<hr/>											
7- 7	0- 0	0- 0		NON-CONFERENCE	0- 3		0- 2		7- 2		
2- 3	0- 0	0- 0		HOME	0- 0		0- 2		2- 1		
2- 1	0- 0	0- 0		AWAY	0- 1		0- 0		2- 0		
3- 3	0- 0	0- 0		NEUTRAL	0- 2		0- 0		3- 1		
<hr/>											
4- 10	0- 0	0- 0		CONFERENCE	0- 0		0- 2		4- 8		
3- 5	0- 0	0- 0		HOME	0- 0		0- 1		3- 4		
1- 5	0- 0	0- 0		AWAY	0- 0		0- 1		1- 4		
0- 0	0- 0	0- 0		NEUTRAL	0- 0		0- 0		0- 0		
<hr/>											
RPI S	Opponent	Score	RPI S	Opponent	Score	RPI S	Opponent	Score	RPI S	Opponent	Score
						65 N	Arkansas St.	0 3	111 A	Murray St.	1 3
						68 N	Ole Miss	1 3	111 H	Murray St.	0 3
						87 A	Memphis	0 3	118 H	Southern Ill.	0 3
									120 H	Valparaiso	0 3
									171 N	Stetson	2 3
									181 H	Belmont	0 3
									187 H	Western Caro.	3 1
									188 A	Eastern Ky.	0 3
									207 H	Drake	0 3
									219 A	SIUE	2 3
									219 H	SIUE	3 0
									224 A	Eastern Ill.	0 3
									224 H	Eastern Ill.	1 3
									235 H	Southeast Mo. St.	3 2
									243 A	Chattanooga	3 0
									246 H	Jacksonville St.	2 3
									257 A	Austin Peay	2 3
									257 H	Austin Peay	3 0
									277 A	Alabama St.	3 2
									285 H	Tennessee St.	2 3
									303 A	Morehead St.	3 0
									312 N	Southern U.	3 0
									318 H	Alabama A&M	3 0
									332 N	South Carolina St.	3 0
									332 N	South Carolina St.	3 1
<hr/>											
LAST 10 GAMES											
						257 H	Tennessee St.	2 3			
						111 H	SIUE	3 0			
						224 H	Eastern Ill.	1 3			
						188 A	Eastern Ky.	0 3			
						303 A	Morehead St.	3 0			

Non-Div. I Games:

UT Martin

Average RPI Win: 249		WON-LOST	WINNING	LAST 10	STRENGTH OF		OPP. STRENGTH	TEAM	ADJ	CONF.	ADJ CONF.
Average RPI Loss: 134		RECORD	PCT. RANK	GAMES	SCHEDULE		OF SCHEDULE	RPI	RPI	RPI	RPI
DIV. I ONLY		6- 20	.23077	291	4- 6		164	166	259	.41608	254
DIV. I NON-CONF.		0- 12	0	318	0- 0		108	118	294	.38054	287
TOTALS		RPI 1-25	RPI 26-50		W-L RECORDS		RPI 51-100		RPI 101-150		RPI 150+
6- 20	0- 0	0- 0		OVERALL		0- 6		0- 8		6- 6	
3- 8	0- 0	0- 0		HOME		0- 3		0- 3		3- 2	
3- 7	0- 0	0- 0		AWAY		0- 2		0- 4		3- 1	
0- 5	0- 0	0- 0		NEUTRAL		0- 1		0- 1		0- 3	
0- 12	0- 0	0- 0		NON-CONFERENCE		0- 6		0- 1		0- 5	
0- 5	0- 0	0- 0		HOME		0- 3		0- 0		0- 2	
0- 2	0- 0	0- 0		AWAY		0- 2		0- 0		0- 0	
0- 5	0- 0	0- 0		NEUTRAL		0- 1		0- 1		0- 3	
6- 8	0- 0	0- 0		CONFERENCE		0- 0		0- 7		6- 1	
3- 3	0- 0	0- 0		HOME		0- 0		0- 3		3- 0	
3- 5	0- 0	0- 0		AWAY		0- 0		0- 4		3- 1	
0- 0	0- 0	0- 0		NEUTRAL		0- 0		0- 0		0- 0	
RPI S	Opponent	Score	RPI S	Opponent	Score	RPI S	Opponent	Score	RPI S	Opponent	Score
						57 A	Wyoming	0 3	102 A	Northern Colo.	0 3
						57 H	Wyoming	0 3	102 H	Northern Colo.	1 3
						63 N	Seton Hall	0 3	112 A	Northern Ariz.	0 3
						72 H	Gonzaga	0 3	116 N	Ball St.	2 3
						90 A	West Virginia	0 3	128 A	North Dakota	0 3
						99 H	Washington St.	0 3	128 H	North Dakota	1 3
									145 A	Idaho	0 3
									145 H	Idaho	0 3
									164 H	Seattle	2 3
									167 N	Kent St.	2 3
									195 H	Cal Poly	1 3
									209 H	Portland St.	3 2
									211 N	South Ala.	2 3
									217 A	Southern Utah	3 2
									228 A	Eastern Wash.	0 3
									228 H	Eastern Wash.	3 1
									264 A	Montana St.	3 2
									284 H	Sacramento St.	3 1
									292 A	Weber St.	3 2
									293 N	Saint Francis (PA)	1 3
LAST 10 GAMES											
						128 A	North Dakota	0 3	209 H	Portland St.	3 2
						102 A	Northern Colo.	0 3	228 A	Eastern Wash.	0 3
						145 H	Idaho	0 3	145 A	Idaho	0 3
						228 H	Eastern Wash.	3 1	217 A	Southern Utah	3 2
						284 H	Sacramento St.	3 1	112 A	Northern Ariz.	0 3

Non-Div. I Games:

Montana

Average RPI Win:		267	WON-LOST RECORD		WINNING PCT. RANK	LAST 10 GAMES	STRENGTH OF SCHEDULE		OPP. STRENGTH OF SCHEDULE	TEAM RPI	ADJ RPI	CONF. RPI	ADJ CONF. RPI
Average RPI Loss:		160											
DIV. I ONLY		10- 18			.35714 239	5- 5	214		247	252	.41509 255	26	26
DIV. I NON-CONF.		4- 9			.30769 256	0- 1	101		180	213	.46416 212	26	25
TOTALS		RPI 1-25	RPI 26-50		W-L RECORDS		RPI 51-100		RPI 101-150		RPI 150+		
10- 18	0- 0	0- 1		OVERALL		0- 4		1- 4		9- 9			
3- 4	0- 0	0- 0		HOME		0- 0		0- 1		3- 3			
3- 9	0- 0	0- 0		AWAY		0- 2		0- 2		3- 5			
4- 5	0- 0	0- 1		NEUTRAL		0- 2		1- 1		3- 1			
4- 9	0- 0	0- 1		NON-CONFERENCE		0- 4		1- 2		3- 2			
0- 1	0- 0	0- 0		HOME		0- 0		0- 0		0- 1			
0- 3	0- 0	0- 0		AWAY		0- 2		0- 1		0- 0			
4- 5	0- 0	0- 1		NEUTRAL		0- 2		1- 1		3- 1			
6- 9	0- 0	0- 0		CONFERENCE		0- 0		0- 2		6- 7			
3- 3	0- 0	0- 0		HOME		0- 0		0- 1		3- 2			
3- 6	0- 0	0- 0		AWAY		0- 0		0- 1		3- 5			
0- 0	0- 0	0- 0		NEUTRAL		0- 0		0- 0		0- 0			
RPI S	Opponent	Score	RPI S	Opponent	Score	RPI S	Opponent	Score	RPI S	Opponent	Score		
			42 N	Western Ky.	0 3	74 A	Texas-Arlington	0 3	106 A	Texas Tech	0 3		
						83 A	Missouri St.	0 3	115 H	Central Ark.	0 3		
						98 N	Denver	1 3	127 N	Texas St.	3 2		
						100 N	Milwaukee	0 3	133 N	Boise St.	0 3		
									137 A	Stephen F. Austin	0 3		
									172 A	A&M-Corpus Christi	1 3		
									172 H	A&M-Corpus Christi	0 3		
									173 A	Sam Houston St.	0 3		
									182 N	Oral Roberts	1 3		
									205 H	Houston Baptist	0 3		
									238 N	Omaha	3 1		
									242 N	Gardner-Webb	3 0		
									247 A	Northwestern St.	1 3		
									259 A	Southeastern La.	1 3		
									273 A	McNeese St.	3 1		
									273 H	McNeese St.	3 2		
									286 A	Lamar	0 3		
									289 H	Nicholls St.	3 2		
									296 A	Abilene Christian	3 2		
									296 H	Abilene Christian	3 2		
									301 H	Tex.-Pan American	1 3		
									311 N	Jackson St.	3 0		
									320 A	New Orleans	3 1		
			LAST 10 GAMES										
			273 H	McNeese St.	3 2	259 A	Southeastern La.	1 3					
			289 H	Nicholls St.	3 2	205 H	Houston Baptist	0 3					
			301 H	Tex.-Pan American	1 3	172 H	A&M-Corpus Christi	0 3					
			296 A	Abilene Christian	3 2	273 A	McNeese St.	3 1					
			320 A	New Orleans	3 1	286 A	Lamar	0 3					

Non-Div. I Games:

Incarnate Word

Average RPI Win: 290		WON-LOST	WINNING	LAST 10	STRENGTH OF		OPP. STRENGTH	TEAM	ADJ	CONF.	ADJ CONF.
Average RPI Loss: 179		RECORD	PCT. RANK	GAMES	SCHEDULE		OF SCHEDULE	RPI	RPI	RPI	RPI
DIV. I ONLY		12- 15	.44444	199	6- 4		274	283	251	.41325	256
DIV. I NON-CONF.		4- 7	.36364	238	0- 0		268	211	263	.41849	257
TOTALS		RPI 1-25	RPI 26-50		W-L RECORDS		RPI 51-100		RPI 101-150		RPI 150+
12- 15	0- 0	0- 1		OVERALL		0- 2		0- 1		12- 11	
7- 5	0- 0	0- 0		HOME		0- 1		0- 0		7- 4	
3- 8	0- 0	0- 1		AWAY		0- 0		0- 0		3- 7	
2- 2	0- 0	0- 0		NEUTRAL		0- 1		0- 1		2- 0	
4- 7	0- 0	0- 1		NON-CONFERENCE		0- 2		0- 1		4- 3	
2- 1	0- 0	0- 0		HOME		0- 1		0- 0		2- 0	
0- 4	0- 0	0- 1		AWAY		0- 0		0- 0		0- 3	
2- 2	0- 0	0- 0		NEUTRAL		0- 1		0- 1		2- 0	
8- 8	0- 0	0- 0		CONFERENCE		0- 0		0- 0		8- 8	
5- 4	0- 0	0- 0		HOME		0- 0		0- 0		5- 4	
3- 4	0- 0	0- 0		AWAY		0- 0		0- 0		3- 4	
0- 0	0- 0	0- 0		NEUTRAL		0- 0		0- 0		0- 0	
RPI S	Opponent	Score	RPI S	Opponent	Score	RPI S	Opponent	Score	RPI S	Opponent	Score
			48 A	Pittsburgh	0 3	59 N	Temple	0 3	146 N	Duquesne	0 3
						90 H	West Virginia	0 3	158 A	Marist	0 3
									158 H	Marist	3 0
									177 A	Buffalo	0 3
									203 A	Syracuse	1 3
									206 A	Manhattan	1 3
									206 H	Manhattan	1 3
									216 H	Fairfield	1 3
									226 A	Colgate	2 3
									232 A	Siena	2 3
									232 H	Siena	1 3
									240 A	Rider	1 3
									240 H	Rider	1 3
									242 H	Gardner-Webb	3 2
									287 A	Canisius	3 2
									287 H	Canisius	3 0
									302 H	Providence	3 1
									307 A	Iona	3 0
									307 H	Iona	3 2
									314 A	Saint Peter's	3 1
									314 H	Saint Peter's	3 1
									316 N	Norfolk St.	3 1
									321 N	Delaware St.	3 2
									328 H	Quinnipiac	3 0
			LAST 10 GAMES								
			232 H	Siena	1 3	307 H	Iona	3 2			
			158 H	Marist	3 0	287 H	Canisius	3 0			
			240 A	Rider	1 3	216 H	Fairfield	1 3			
			314 A	Saint Peter's	3 1	328 H	Quinnipiac	3 0			
			206 H	Manhattan	1 3	307 A	Iona	3 0			

Non-Div. I Games:

Niagara

Average RPI Win: 256		WON-LOST	WINNING	LAST 10	STRENGTH OF		OPP. STRENGTH	TEAM	ADJ	CONF.	ADJ CONF.
Average RPI Loss: 186		RECORD	PCT. RANK	GAMES	SCHEDULE		OF SCHEDULE	RPI	RPI	RPI	RPI
DIV. I ONLY		14- 16	.46667	186	286		230	245	.40837	257	25
DIV. I NON-CONF.		6- 10	.375	236	284		203	265	.40386	271	24
TOTALS		RPI 1-25	RPI 26-50		W-L RECORDS		RPI 51-100		RPI 101-150		RPI 150+
14- 16	0- 0	0- 2		OVERALL		0- 2		1- 0		13- 12	
6- 3	0- 0	0- 0		HOME		0- 0		1- 0		5- 3	
4- 7	0- 0	0- 1		AWAY		0- 1		0- 0		4- 5	
4- 6	0- 0	0- 1		NEUTRAL		0- 1		0- 0		4- 4	
6- 10	0- 0	0- 2		NON-CONFERENCE		0- 2		0- 0		6- 6	
0- 1	0- 0	0- 0		HOME		0- 0		0- 0		0- 1	
2- 3	0- 0	0- 1		AWAY		0- 1		0- 0		2- 1	
4- 6	0- 0	0- 1		NEUTRAL		0- 1		0- 0		4- 4	
8- 6	0- 0	0- 0		CONFERENCE		0- 0		1- 0		7- 6	
6- 2	0- 0	0- 0		HOME		0- 0		1- 0		5- 2	
2- 4	0- 0	0- 0		AWAY		0- 0		0- 0		2- 4	
0- 0	0- 0	0- 0		NEUTRAL		0- 0		0- 0		0- 0	
RPI S	Opponent	Score		RPI S	Opponent	Score		RPI S	Opponent	Score	
42 A	Western Ky.	1	3	87 N	Memphis	1	3	111 H	Murray St.	3	0
46 N	Purdue	0	3	96 A	Clemson	0	3	168 N	Western Mich.	1	3
								181 A	Belmont	1	3
								207 N	Drake	1	3
								208 A	Tennessee	3	0
								219 A	SIUE	2	3
								219 H	SIUE	1	3
								224 A	Eastern Ill.	2	3
								224 H	Eastern Ill.	1	3
								235 A	Southeast Mo. St.	3	0
								235 H	Southeast Mo. St.	3	1
								236 N	Troy	0	3
								243 H	Chattanooga	1	3
								246 H	Jacksonville St.	3	1
								253 A	UT Martin	0	3
								253 H	UT Martin	3	2
								261 N	USC Upstate	0	3
								262 A	Akron	0	3
								264 N	Montana St.	3	1
								266 A	Evansville	3	1
								281 N	Mercer	3	0
								285 A	Tennessee St.	3	0
								288 H	Tennessee Tech	3	1
								300 N	Binghamton	3	1
								303 H	Morehead St.	3	0
								309 N	Bryant	3	0
LAST 10 GAMES											
253 A	UT Martin	0	3	224 H	Eastern Ill.	1	3	288 H	Tennessee Tech	3	1
235 A	Southeast Mo. St.	3	0	181 A	Belmont	1	3	300 N	Binghamton	3	1
246 H	Jacksonville St.	3	1	285 A	Tennessee St.	3	0	303 H	Morehead St.	3	0
288 H	Tennessee Tech	3	1	224 A	Eastern Ill.	2	3	309 N	Bryant	3	0
219 H	SIUE	1	3	219 A	SIUE	2	3				

Non-Div. I Games:

Austin Peay

Average RPI Win:	289	WON-LOST RECORD	WINNING PCT. RANK	LAST 10 GAMES	STRENGTH OF SCHEDULE	OPP. STRENGTH OF SCHEDULE	TEAM RPI	ADJ RPI	CONF. RPI	ADJ CONF. RPI	
Average RPI Loss:	163										
DIV. I ONLY	10- 19	.34483	248	4- 6	243	272	260	.40769	258	19	19
DIV. I NON-CONF.	7- 10	.41176	218	1- 0	250	305	252	.41749	258	21	21
<hr/>											
TOTALS	RPI 1-25	RPI 26-50		W-L RECORDS	RPI 51-100		RPI 101-150		RPI 150+		
10- 19	0- 0	0- 0		OVERALL	0- 5		0- 4		10- 10		
5- 8	0- 0	0- 0		HOME	0- 2		0- 2		5- 4		
3- 7	0- 0	0- 0		AWAY	0- 2		0- 2		3- 3		
2- 4	0- 0	0- 0		NEUTRAL	0- 1		0- 0		2- 3		
<hr/>											
7- 10	0- 0	0- 0		NON-CONFERENCE	0- 2		0- 1		7- 7		
3- 3	0- 0	0- 0		HOME	0- 0		0- 0		3- 3		
2- 3	0- 0	0- 0		AWAY	0- 1		0- 1		2- 1		
2- 4	0- 0	0- 0		NEUTRAL	0- 1		0- 0		2- 3		
<hr/>											
3- 9	0- 0	0- 0		CONFERENCE	0- 3		0- 3		3- 3		
2- 5	0- 0	0- 0		HOME	0- 2		0- 2		2- 1		
1- 4	0- 0	0- 0		AWAY	0- 1		0- 1		1- 2		
0- 0	0- 0	0- 0		NEUTRAL	0- 0		0- 0		0- 0		
<hr/>											
RPI S	Opponent	Score	RPI S	Opponent	Score	RPI S	Opponent	Score	RPI S	Opponent	Score
						59 N	Temple	0 3	139 H	Saint Louis	0 3
						67 A	VCU	0 3	142 A	St. John's (NY)	0 3
						71 H	George Washington	0 3	146 A	Duquesne	0 3
						88 A	Towson	0 3	146 H	Duquesne	0 3
						94 H	Dayton	0 3	155 A	Rhode Island	0 3
									155 H	Rhode Island	0 3
									157 N	Villanova	1 3
									169 H	Howard	1 3
									180 A	Penn	1 3
									206 H	Manhattan	0 3
									240 H	Rider	3 1
									249 H	Coppin St.	3 2
									249 N	Coppin St.	0 3
									263 N	Hartford	1 3
									265 H	George Mason	3 1
									269 A	Davidson	3 1
									297 A	Fordham	0 3
									297 H	Fordham	3 2
									307 A	Iona	3 1
									309 N	Bryant	3 2
									310 H	NJIT	1 3
									314 N	Saint Peter's	3 1
									321 A	Delaware St.	3 1
									323 H	Loyola Maryland	3 1
</											

Non-Div. I Games:

La Salle

[illegible]

Non-Div. I Games:

Southeastern La.

Average RPI Win:		315	WON-LOST RECORD		WINNING PCT. RANK		LAST 10 GAMES		STRENGTH OF SCHEDULE		OPP. STRENGTH OF SCHEDULE		TEAM RPI		ADJ RPI		CONF. RPI		ADJ CONF. RPI				
DIV. I ONLY			10- 14		.41667 216		6- 2		282		309		263		.40463 260		33		33				
DIV. I NON-CONF.			0- 14		0 318		0- 2		96		193		293		.36825 294		33		32				
TOTALS		RPI 1-25		RPI 26-50				W-L RECORDS				RPI 51-100				RPI 101-150				RPI 150+			
10- 14		0- 1		0- 1				OVERALL				0- 4				0- 2				10- 6			
6- 5		0- 0		0- 0				HOME				0- 0				0- 0				6- 5			
4- 3		0- 0		0- 0				AWAY				0- 1				0- 0				4- 0			
0- 6		0- 1		0- 0				NEUTRAL				0- 2				0- 2				0- 1			
0- 14		0- 1		0- 1				NON-CONFERENCE				0- 4				0- 2				0- 6			
0- 5		0- 0		0- 0				HOME				0- 0				0- 0				0- 5			
0- 3		0- 0		0- 1				AWAY				0- 2				0- 0				0- 0			
0- 6		0- 1		0- 0				NEUTRAL				0- 2				0- 2				0- 1			
10- 0		0- 0		0- 0				CONFERENCE				0- 0				0- 0				10- 0			
6- 0		0- 0		0- 0				HOME				0- 0				0- 0				6- 0			
4- 0		0- 0		0- 0				AWAY				0- 0				0- 0				4- 0			
0- 0		0- 0		0- 0				NEUTRAL				0- 0				0- 0				0- 0			
RPI	S	Opponent		Score		RPI	S	Opponent		Score		RPI	S	Opponent		Score		RPI	S	Opponent		Score	
24	N	Oklahoma		0	3	44	A	SMU		1	3	64	N	FGCU		0	3	125	N	Georgia Tech		0	3
												74	A	Texas-Arlington		1	3	137	N	Stephen F. Austin		0	3
												76	A	Rice		0	3	205	H	Houston Baptist		0	3
												86	N	Louisville		0	3	205	N	Houston Baptist		0	3
																		227	H	Grand Canyon		0	3
																		273	H	McNeese St.		0	3
																		277	H	Alabama St.		3	1
																		301	H	Tex.-Pan American		0	3
																		311	H	Jackson St.		3	2
																		312	A	Southern U.		3	2
																		315	A	Prairie View		3	1
																		315	H	Prairie View		3	0
																		315	H	Prairie View		3	1
																		319	A	Ark.-Pine Bluff		3	1
																		319	H	Ark.-Pine Bluff		3	0
																		320	H	New Orleans		1	3
																		331	A	Grambling		3	0
																		331	H	Grambling		3	0
LAST 10 GAMES																							
						331	H	Grambling		3	0	301	H	Tex.-Pan American		0	3						
						319	H	Ark.-Pine Bluff		3	0	319	A	Ark.-Pine Bluff		3	1						
						205	H	Houston Baptist		0	3	315	H	Prairie View		3	0						
						315	A	Prairie View		3	1	311	H	Jackson St.		3	2						
						312	A	Southern U.		3	2	277	H	Alabama St.		3	1						

Non-Div. I Games: Tex. A&M-Kingsville 0 3 Huston-Tillotson 3 0

Texas Southern

Average RPI Win: 275		WON-LOST RECORD		WINNING PCT. RANK		LAST 10 GAMES		STRENGTH OF SCHEDULE		OPP. STRENGTH OF SCHEDULE		TEAM RPI		ADJ RPI		CONF. RPI		ADJ CONF. RPI	
DIV. I ONLY		10- 18		.35714 239		1- 9		226		267		255		.4034 261		12		14	
DIV. I NON-CONF.		9- 7		.5625 141		0- 0		270		317		224		.45123 226		14		14	
TOTALS		RPI 1-25		RPI 26-50		W-L RECORDS		RPI 51-100		RPI 101-150		RPI 150+							
10- 18		0- 0		0- 1		OVERALL		0- 3		1- 2		9- 12							
1- 6		0- 0		0- 1		HOME		0- 1		0- 1		1- 3							
3- 8		0- 0		0- 0		AWAY		0- 2		1- 0		2- 6							
6- 4		0- 0		0- 0		NEUTRAL		0- 0		0- 1		6- 3							
9- 7		0- 0		0- 0		NON-CONFERENCE		0- 1		1- 1		8- 5							
0- 0		0- 0		0- 0		HOME		0- 0		0- 0		0- 0							
3- 3		0- 0		0- 0		AWAY		0- 1		1- 0		2- 2							
6- 4		0- 0		0- 0		NEUTRAL		0- 0		0- 1		6- 3							
1- 11		0- 0		0- 1		CONFERENCE		0- 2		0- 1		1- 7							
1- 6		0- 0		0- 1		HOME		0- 1		0- 1		1- 3							
0- 5		0- 0		0- 0		AWAY		0- 1		0- 0		0- 4							
0- 0		0- 0		0- 0		NEUTRAL		0- 0		0- 0		0- 0							
RPI S	Opponent	Score		RPI S	Opponent	Score		RPI S	Opponent	Score		RPI S	Opponent	Score					
				33 H	Lipscomb	0	3	64 A	FGCU	0	3	111 N	Murray St.	0	3				
								64 H	FGCU	0	3	122 H	Northern Ky.	1	3				
								96 A	Clemson	1	3	135 A	Liberty	3	0				
												156 N	UNC Greensboro	2	3				
												166 A	Winthrop	0	3				
												171 A	Stetson	0	3				
												171 H	Stetson	2	3				
												176 A	Jacksonville	0	3				
												176 H	Jacksonville	2	3				
												185 A	Presbyterian	0	3				
												194 A	North Florida	2	3				
												194 H	North Florida	3	2				
												236 N	Troy	2	3				
												242 N	Gardner-Webb	0	3				
												250 A	Kennesaw St.	2	3				
												250 H	Kennesaw St.	2	3				
												257 N	Austin Peay	3	0				
												288 N	Tennessee Tech	3	1				
												291 N	UNC Asheville	3	1				
												294 A	Wofford	3	2				
												299 A	Charleston So.	3	1				
												327 N	N.C. Central	3	0				
												329 N	N.C. A&T	3	1				
												332 N	South Carolina St.	3	1				
LAST 10 GAMES																			
				171 A	Stetson	0	3	194 A	North Florida	2	3	329 N	N.C. A&T	3	1				
				64 A	FGCU	0	3	176 A	Jacksonville	0	3	332 N	South Carolina St.	3	1				
				176 H	Jacksonville	2	3	171 H	Stetson	2	3								
				194 H	North Florida	3	2	64 H	FGCU	0	3								
				250 A	Kennesaw St.	2	3	122 H	Northern Ky.	1	3								

Non-Div. I Games:

USC Upstate

Average RPI Win: 282		WON-LOST RECORD	WINNING PCT. RANK		LAST 10 GAMES	STRENGTH OF SCHEDULE		OPP. STRENGTH OF SCHEDULE		TEAM RPI	ADJ RPI		CONF. RPI	ADJ CONF. RPI	
Average RPI Loss: 149															
DIV. I ONLY		8- 21	.27586	273	1- 9	188		250		265	.4025	262	16	16	
DIV. I NON-CONF.		6- 9	.4	220	0- 0	227		297		251	.4284	251	16	16	
<hr/>															
TOTALS		RPI 1-25		RPI 26-50		W-L RECORDS		RPI 51-100		RPI 101-150		RPI 150+			
8- 21		0- 0		0- 2		OVERALL		0- 3		0- 4		8- 12			
6- 7		0- 0		0- 1		HOME		0- 0		0- 2		6- 4			
0- 9		0- 0		0- 1		AWAY		0- 1		0- 1		0- 6			
2- 5		0- 0		0- 0		NEUTRAL		0- 2		0- 1		2- 2			
<hr/>															
6- 9		0- 0		0- 0		NON-CONFERENCE		0- 2		0- 1		6- 6			
4- 1		0- 0		0- 0		HOME		0- 0		0- 0		4- 1			
0- 3		0- 0		0- 0		AWAY		0- 0		0- 0		0- 3			
2- 5		0- 0		0- 0		NEUTRAL		0- 2		0- 1		2- 2			
<hr/>															
2- 12		0- 0		0- 2		CONFERENCE		0- 1		0- 3		2- 6			
2- 6		0- 0		0- 1		HOME		0- 0		0- 2		2- 3			
0- 6		0- 0		0- 1		AWAY		0- 1		0- 1		0- 3			
0- 0		0- 0		0- 0		NEUTRAL		0- 0		0- 0		0- 0			
<hr/>															
RPI	S	Opponent	Score	RPI	S	Opponent	Score	RPI	S	Opponent	Score	RPI	S	Opponent	Score
				43	A	Ohio	0 3	77	N	American	0 3	126	A	Miami (OH)	1 3
				43	H	Ohio	1 3	95	A	Northern Ill.	0 3	126	H	Miami (OH)	1 3
								98	N	Denver	0 3	131	N	James Madison	0 3
												134	H	Eastern Mich.	0 3
												152	N	Princeton	2 3
												160	A	Indiana St.	0 3
												167	A	Kent St.	1 3
												167	H	Kent St.	1 3
												168	A	Western Mich.	0 3
												175	A	Rutgers	1 3
												177	H	Buffalo	0 3
												183	A	Cleveland St.	0 3
												207	H	Drake	1 3
												225	H	Robert Morris	3 0
												226	N	Colgate	0 3
												239	A	Bowling Green	0 3
												239	H	Bowling Green	3 0
												244	H	Central Mich.	0 3
												257	H	Austin Peay	3 0
												278	H	Toledo	3 2
												300	H	Binghamton	3 1
												309	H	Bryant	3 0
												322	N	Chicago St.	3 1
												329	N	N.C. A&T	3 0
<hr/>															
				LAST 10 GAMES											
				167	H	Kent St.	1 3	244	H	Central Mich.	0 3	322	N	Chicago St.	3 1
				43	H	Ohio	1 3	168	A	Western Mich.	0 3	329	N	N.C. A&T	3 0
				126	A	Miami (OH)	1 3	95	A	Northern Ill.	0 3				
				239	A	Bowling Green	0 3	278	H	Toledo	3 2				
				134	H	Eastern Mich.	0 3	177	H	Buffalo	0 3				

Non-Div. I Games:

Akron

H
a
r
t
f
o
r
d

Hartford

RPI	S	Opponent	Score	
328	H	Quinnipiac	3	0

Hartford

H
a
r
t
f
o
r
d

H
a
r
t
f
o
r
d

Average RPI Win:	232	WON-LOST	WINNING	LAST 10	STRENGTH OF	OPP. STRENGTH	TEAM	ADJ	CONF.	ADJ CONF.					
Average RPI Loss:	148	RECORD	PCT. RANK	GAMES	SCHEDULE	OF SCHEDULE	RPI	RPI	RPI	RPI					
DIV. I ONLY		5- 21	.19231	307	2- 8	137	194	266	.40079	264	22	22			
DIV. I NON-CONF.		3- 9	.25	275	0- 0	117	166	243	.43978	242	19	19			
<hr/>															
TOTALS	RPI 1-25	RPI 26-50		W-L RECORDS		RPI 51-100		RPI 101-150		RPI 150+					
5- 21	0- 0	0- 1		OVERALL		0- 4		1- 9		4- 7					
1- 6	0- 0	0- 0		HOME		0- 0		0- 3		1- 3					
1- 10	0- 0	0- 1		AWAY		0- 2		0- 5		1- 2					
3- 5	0- 0	0- 0		NEUTRAL		0- 2		1- 1		2- 2					
<hr/>															
3- 9	0- 0	0- 1		NON-CONFERENCE		0- 4		1- 1		2- 3					
0- 0	0- 0	0- 0		HOME		0- 0		0- 0		0- 0					
0- 4	0- 0	0- 1		AWAY		0- 2		0- 0		0- 1					
3- 5	0- 0	0- 0		NEUTRAL		0- 2		1- 1		2- 2					
<hr/>															
2- 12	0- 0	0- 0		CONFERENCE		0- 0		0- 8		2- 4					
1- 6	0- 0	0- 0		HOME		0- 0		0- 3		1- 3					
1- 6	0- 0	0- 0		AWAY		0- 0		0- 5		1- 1					
0- 0	0- 0	0- 0		NEUTRAL		0- 0		0- 0		0- 0					
<hr/>															
RPI	S	Opponent	Score	RPI	S	Opponent	Score	RPI	S	Opponent	Score				
				47	A	Utah	0 3	69	A	New Mexico	0 3	102	A	Northern Colo.	0 3
								72	A	Gonzaga	0 3	102	H	Northern Colo.	0 3
								83	N	Missouri St.	0 3	104	A	Idaho St.	0 3
								87	N	Memphis	0 3	112	A	Northern Ariz.	0 3
												113	N	UC Irvine	0 3
												121	N	New Mexico St.	3 1
												128	A	North Dakota	0 3
												128	H	North Dakota	0 3
												145	A	Idaho	0 3
												145	H	Idaho	0 3
												208	A	Tennessee	0 3
												209	H	Portland St.	0 3
												217	A	Southern Utah	3 0
												227	N	Grand Canyon	2 3
												228	A	Eastern Wash.	0 3
												228	H	Eastern Wash.	3 2
												254	H	Montana	2 3
												257	N	Austin Peay	1 3
												284	H	Sacramento St.	0 3
												287	N	Canisius	3 2
												306	N	Bethune-Cookman	3 1
<hr/>															
LAST 10 GAMES															
				102	A	Northern Colo.	0 3	284	H	Sacramento St.	0 3				
				128	A	North Dakota	0 3	145	A	Idaho	0 3				
				228	H	Eastern Wash.	3 2	228	A	Eastern Wash.	0 3				
				145	H	Idaho	0 3	112	A	Northern Ariz.	0 3				
				209	H	Portland St.	0 3	217	A	Southern Utah	3 0				

Non-Div. I Games:

Montana St.

Average RPI Win: 270		WON-LOST	WINNING	LAST 10	STRENGTH OF		OPP. STRENGTH	TEAM	ADJ	CONF.	ADJ CONF.
Average RPI Loss: 151		RECORD	PCT. RANK	GAMES	SCHEDULE		OF SCHEDULE	RPI	RPI	RPI	RPI
DIV. I ONLY		6- 19	.24	287	1- 9		196	218	274	.39934	265
DIV. I NON-CONF.		4- 9	.30769	256	0- 0		201	269	260	.41649	259
TOTALS		RPI 1-25	RPI 26-50		W-L RECORDS		RPI 51-100		RPI 101-150		RPI 150+
6- 19	0- 0	0- 0		OVERALL		0- 6		0- 3		6- 10	
2- 11	0- 0	0- 0		HOME		0- 4		0- 2		2- 5	
2- 5	0- 0	0- 0		AWAY		0- 2		0- 1		2- 2	
2- 3	0- 0	0- 0		NEUTRAL		0- 0		0- 0		2- 3	
4- 9	0- 0	0- 0		NON-CONFERENCE		0- 1		0- 1		4- 7	
1- 5	0- 0	0- 0		HOME		0- 1		0- 1		1- 3	
1- 1	0- 0	0- 0		AWAY		0- 0		0- 0		1- 1	
2- 3	0- 0	0- 0		NEUTRAL		0- 0		0- 0		2- 3	
2- 10	0- 0	0- 0		CONFERENCE		0- 5		0- 2		2- 3	
1- 6	0- 0	0- 0		HOME		0- 3		0- 1		1- 2	
1- 4	0- 0	0- 0		AWAY		0- 2		0- 1		1- 1	
0- 0	0- 0	0- 0		NEUTRAL		0- 0		0- 0		0- 0	
RPI S	Opponent	Score	RPI S	Opponent	Score	RPI S	Opponent	Score	RPI S	Opponent	Score
						67 A	VCU	0 3	139 H	Saint Louis	0 3
						67 H	VCU	0 3	143 H	Maryland	2 3
						71 A	George Washington	0 3	146 A	Duquesne	0 3
						71 H	George Washington	1 3	152 N	Princeton	2 3
						77 H	American	0 3	155 H	Rhode Island	1 3
						94 H	Dayton	0 3	163 A	Delaware	0 3
									169 N	Howard	1 3
									179 H	Georgetown	1 3
									184 H	East Tenn. St.	0 3
									199 H	Lehigh	0 3
									206 N	Manhattan	3 2
									234 H	William & Mary	3 1
									258 A	La Salle	1 3
									269 A	Davidson	3 2
									269 H	Davidson	1 3
									271 N	Morgan St.	2 3
									293 A	Saint Francis (PA)	3 1
									297 H	Fordham	3 0
									323 N	Loyola Maryland	3 0
LAST 10 GAMES											
						67 H	VCU	0 3	269 A	Davidson	3 2
						269 H	Davidson	1 3	67 A	VCU	0 3
						71 A	George Washington	0 3	139 H	Saint Louis	0 3
						258 A	La Salle	1 3	94 H	Dayton	0 3
						146 A	Duquesne	0 3	71 H	George Washington	1 3

Non-Div. I Games:

George Mason

Average RPI Win: 235		WON-LOST	WINNING	LAST 10	STRENGTH OF		OPP. STRENGTH	TEAM	ADJ	CONF.	ADJ CONF.
Average RPI Loss: 153		RECORD	PCT. RANK	GAMES	SCHEDULE		OF SCHEDULE	RPI	RPI	RPI	RPI
DIV. I ONLY		8- 19	.2963	265	2- 8		247	175	268	.39924	266
DIV. I NON-CONF.		4- 8	.33333	245	0- 0		287	250	276	.39259	281
TOTALS		RPI 1-25	RPI 26-50		W-L RECORDS		RPI 51-100		RPI 101-150		RPI 150+
8- 19	0- 0	0- 2		OVERALL		0- 4		0- 2		8- 11	
4- 9	0- 0	0- 1		HOME		0- 3		0- 0		4- 5	
2- 8	0- 0	0- 1		AWAY		0- 1		0- 2		2- 4	
2- 2	0- 0	0- 0		NEUTRAL		0- 0		0- 0		2- 2	
4- 8	0- 0	0- 0		NON-CONFERENCE		0- 0		0- 1		4- 7	
2- 3	0- 0	0- 0		HOME		0- 0		0- 0		2- 3	
0- 3	0- 0	0- 0		AWAY		0- 0		0- 1		0- 2	
2- 2	0- 0	0- 0		NEUTRAL		0- 0		0- 0		2- 2	
4- 11	0- 0	0- 2		CONFERENCE		0- 4		0- 1		4- 4	
2- 6	0- 0	0- 1		HOME		0- 3		0- 0		2- 2	
2- 5	0- 0	0- 1		AWAY		0- 1		0- 1		2- 2	
0- 0	0- 0	0- 0		NEUTRAL		0- 0		0- 0		0- 0	
RPI S	Opponent	Score	RPI S	Opponent	Score	RPI S	Opponent	Score	RPI S	Opponent	Score
			45 A	Illinois St.	0 3	73 A	UNI	0 3	118 A	Southern Ill.	1 3
			45 H	Illinois St.	0 3	73 H	UNI	0 3	122 A	Northern Ky.	2 3
						83 H	Missouri St.	0 3	151 N	Youngstown St.	0 3
						85 H	Wichita St.	0 3	160 A	Indiana St.	1 3
									160 H	Indiana St.	0 3
									165 H	IUPUI	3 0
									167 A	Kent St.	1 3
									181 A	Belmont	2 3
									198 A	Loyola Chicago	3 1
									198 H	Loyola Chicago	3 1
									207 A	Drake	3 1
									207 H	Drake	0 3
									208 H	Tennessee	1 3
									229 N	New Hampshire	3 0
									244 H	Central Mich.	1 3
									250 N	Kennesaw St.	1 3
									257 H	Austin Peay	1 3
									282 A	Bradley	0 3
									282 H	Bradley	3 0
									298 H	DePaul	3 1
									303 N	Morehead St.	3 1
			LAST 10 GAMES								
			73 H	UNI	0 3	45 H	Illinois St.	0 3			
			207 H	Drake	0 3	85 H	Wichita St.	0 3			
			282 A	Bradley	0 3	83 H	Missouri St.	0 3			
			198 A	Loyola Chicago	3 1	207 A	Drake	3 1			
			160 H	Indiana St.	0 3	73 A	UNI	0 3			

Non-Div. I Games:

Evansville

Average RPI Win: 296		WON-LOST RECORD		WINNING PCT. RANK		LAST 10 GAMES		STRENGTH OF SCHEDULE		OPP. STRENGTH OF SCHEDULE		TEAM RPI		ADJ RPI		CONF. RPI		ADJ CONF. RPI	
DIV. I ONLY		9- 19		.32143 257		2- 8		249		257		270		.39858 267		15		15	
DIV. I NON-CONF.		8- 6		.57143 139		1- 0		292		322		230		.45021 230		13		13	
TOTALS		RPI 1-25		RPI 26-50		W-L RECORDS		RPI 51-100		RPI 101-150		RPI 150+							
9- 19		0- 0		0- 1		OVERALL		0- 4		0- 4		9- 10							
3- 9		0- 0		0- 1		HOME		0- 1		0- 2		3- 5							
2- 8		0- 0		0- 0		AWAY		0- 2		0- 1		2- 5							
4- 2		0- 0		0- 0		NEUTRAL		0- 1		0- 1		4- 0							
8- 6		0- 0		0- 0		NON-CONFERENCE		0- 2		0- 2		8- 2							
3- 1		0- 0		0- 0		HOME		0- 0		0- 1		3- 0							
1- 3		0- 0		0- 0		AWAY		0- 1		0- 0		1- 2							
4- 2		0- 0		0- 0		NEUTRAL		0- 1		0- 1		4- 0							
1- 13		0- 0		0- 1		CONFERENCE		0- 2		0- 2		1- 8							
0- 8		0- 0		0- 1		HOME		0- 1		0- 1		0- 5							
1- 5		0- 0		0- 0		AWAY		0- 1		0- 1		1- 3							
0- 0		0- 0		0- 0		NEUTRAL		0- 0		0- 0		0- 0							
RPI S	Opponent	Score		RPI S	Opponent	Score		RPI S	Opponent	Score		RPI S	Opponent	Score					
				42 H	Western Ky.	0	3	68 A	Ole Miss	0	3	124 A	North Texas	0	3				
								74 N	Texas-Arlington	0	3	124 H	North Texas	0	3				
								75 H	UTSA	1	3	136 N	Oakland	0	3				
								76 A	Rice	0	3	137 H	Stephen F. Austin	1	3				
												159 A	Southern Miss.	0	3				
												159 H	Southern Miss.	0	3				
												161 H	Marshall	0	3				
												168 A	Western Mich.	0	3				
												193 A	Charlotte	3	1				
												202 H	UTEP	1	3				
												204 A	Middle Tenn.	2	3				
												204 H	Middle Tenn.	0	3				
												241 A	UAB	0	3				
												251 H	FIU	0	3				
												273 A	McNeese St.	1	3				
												286 N	Lamar	3	1				
												293 N	Saint Francis (PA)	3	2				
												301 H	Tex.-Pan American	3	1				
												311 N	Jackson St.	3	0				
												311 N	Jackson St.	3	0				
												319 A	Ark.-Pine Bluff	3	0				
												320 H	New Orleans	3	0				
												331 H	Grambling	3	0				
				LAST 10 GAMES															
				76 A	Rice	0	3	193 A	Charlotte	3	1	320 H	New Orleans	3	0				
				204 H	Middle Tenn.	0	3	124 H	North Texas	0	3	331 H	Grambling	3	0				
				202 H	UTEP	1	3	331 H	Grambling	3	0	251 H	FIU	0	3				
				161 H	Marshall	0	3	251 H	FIU	0	3	75 H	UTSA	1	3				
				159 A	Southern Miss.	0	3	75 H	UTSA	1	3								

Non-Div. I Games:

Louisiana Tech

Average RPI Win:	286	WON-LOST RECORD	WINNING PCT. RANK	LAST 10 GAMES	STRENGTH OF SCHEDULE	OPP. STRENGTH OF SCHEDULE	TEAM RPI	ADJ RPI	CONF. RPI	ADJ CONF. RPI			
Average RPI Loss:	141												
DIV. I ONLY		8- 21	.27586	273	2- 8	208	233	267	.39781	268	11	11	
DIV. I NON-CONF.		6- 7	.46154	184	0- 0	283	319	254	.42245	253	12	12	
<hr/>													
TOTALS	RPI 1-25	RPI 26-50		W-L RECORDS		RPI 51-100		RPI 101-150		RPI 150+			
8- 21	0- 0	0- 2		OVERALL		0- 5		0- 6		8- 8			
2- 7	0- 0	0- 1		HOME		0- 1		0- 2		2- 3			
1- 11	0- 0	0- 1		AWAY		0- 3		0- 3		1- 4			
5- 3	0- 0	0- 0		NEUTRAL		0- 1		0- 1		5- 1			
6- 7	0- 0	0- 0		NON-CONFERENCE		0- 1		0- 3		6- 3			
1- 0	0- 0	0- 0		HOME		0- 0		0- 0		1- 0			
0- 4	0- 0	0- 0		AWAY		0- 0		0- 2		0- 2			
5- 3	0- 0	0- 0		NEUTRAL		0- 1		0- 1		5- 1			
2- 14	0- 0	0- 2		CONFERENCE		0- 4		0- 3		2- 5			
1- 7	0- 0	0- 1		HOME		0- 1		0- 2		1- 3			
1- 7	0- 0	0- 1		AWAY		0- 3		0- 1		1- 2			
0- 0	0- 0	0- 0		NEUTRAL		0- 0		0- 0		0- 0			
RPI	S	Opponent	Score	RPI	S	Opponent	Score	RPI	S	Opponent	Score		
				39	A	UALR	0 3	61	N	Tulsa	0 3		
				39	H	UALR	0 3	65	A	Arkansas St.	0 3		
								70	A	Appalachian St.	2 3		
								74	A	Texas-Arlington	0 3		
								74	H	Texas-Arlington	0 3		
										115	A	Central Ark.	0 3
										127	A	Texas St.	0 3
										127	H	Texas St.	1 3
										133	N	Boise St.	0 3
										137	A	Stephen F. Austin	2 3
										140	H	La.-Lafayette	0 3
										173	A	Sam Houston St.	0 3
										210	A	Ga. Southern	0 3
										210	H	Ga. Southern	1 3
										211	H	South Ala.	2 3
										222	A	Georgia St.	1 3
										222	H	Georgia St.	0 3
										236	A	Troy	3 2
										236	H	Troy	3 2
										237	N	Bakersfield	0 3
										245	N	Mississippi St.	3 0
										273	A	McNeese St.	0 3
										288	N	Tennessee Tech	3 0
										301	N	Tex.-Pan American	3 0
										315	N	Prairie View	3 0
										331	H	Grambling	3 1
										333	N	Alcorn	3 0
<hr/>													
				LAST 10 GAMES									
				222	A	Georgia St.	1 3	70	A	Appalachian St.	2 3		
				236	A	Troy	3 2	210	A	Ga. Southern	0 3		
				39	H	UALR	0 3	127	A	Texas St.	0 3		
				74	H	Texas-Arlington	0 3	236	H	Troy	3 2		
				211	H	South Ala.	2 3	140	H	La.-Lafayette	0 3		

Non-Div. I Games:

La.-Monroe

Average RPI Win:	253	WON-LOST	WINNING	LAST 10	STRENGTH OF	OPP. STRENGTH	TEAM	ADJ	CONF.	ADJ CONF.	
Average RPI Loss:	154	RECORD	PCT. RANK	GAMES	SCHEDULE	OF SCHEDULE	RPI	RPI	RPI	RPI	
DIV. I ONLY	4- 19	.17391	313	1- 9	139	226	277	.39756	269	19	19
DIV. I NON-CONF.	2- 8	.2	289	0- 0	192	241	280	.39867	276	21	21
TOTALS	RPI 1-25	RPI 26-50	W-L RECORDS		RPI 51-100	RPI 101-150		RPI 150+			
4- 19	0- 0	0- 0	OVERALL		0- 5	1- 5		3- 9			
0- 10	0- 0	0- 0	HOME		0- 3	0- 3		0- 4			
2- 7	0- 0	0- 0	AWAY		0- 2	1- 2		1- 3			
2- 2	0- 0	0- 0	NEUTRAL		0- 0	0- 0		2- 2			
2- 8	0- 0	0- 0	NON-CONFERENCE		0- 0	0- 3		2- 5			
0- 3	0- 0	0- 0	HOME		0- 0	0- 1		0- 2			
0- 3	0- 0	0- 0	AWAY		0- 0	0- 2		0- 1			
2- 2	0- 0	0- 0	NEUTRAL		0- 0	0- 0		2- 2			
2- 11	0- 0	0- 0	CONFERENCE		0- 5	1- 2		1- 4			
0- 7	0- 0	0- 0	HOME		0- 3	0- 2		0- 2			
2- 4	0- 0	0- 0	AWAY		0- 2	1- 0		1- 2			
0- 0	0- 0	0- 0	NEUTRAL		0- 0	0- 0		0- 0			
RPI S	Opponent	Score	RPI S	Opponent	Score	RPI S	Opponent	Score	RPI S	Opponent	Score
						67 H	VCU	1 3	109 A	Col. of Charleston	2 3
						71 A	George Washington	0 3	114 H	UNCW	0 3
						71 H	George Washington	0 3	139 A	Saint Louis	3 2
						94 A	Dayton	0 3	139 H	Saint Louis	0 3
						94 H	Dayton	0 3	146 H	Duquesne	0 3
									148 A	Wake Forest	1 3
									155 A	Rhode Island	0 3
									166 A	Winthrop	0 3
									167 N	Kent St.	0 3
									185 N	Presbyterian	1 3
									192 H	High Point	1 3
									193 H	Charlotte	1 3
									258 H	La Salle	1 3
									265 A	George Mason	3 1
									265 H	George Mason	2 3
									281 N	Mercer	3 0
									297 A	Fordham	1 3
									327 N	N.C. Central	3 0
LAST 10 GAMES											
						71 A	George Washington	0 3	297 A	Fordham	1 3
						265 A	George Mason	3 1	265 H	George Mason	2 3
						94 H	Dayton	0 3	71 H	George Washington	0 3
						139 H	Saint Louis	0 3	258 H	La Salle	1 3
						155 A	Rhode Island	0 3	146 H	Duquesne	0 3

Non-Div. I Games:

Davidson

Average RPI Win: 275		WON-LOST RECORD		WINNING PCT. RANK		LAST 10 GAMES		STRENGTH OF SCHEDULE		OPP. STRENGTH OF SCHEDULE		TEAM RPI		ADJ RPI		CONF. RPI		ADJ CONF. RPI	
DIV. I ONLY		9- 15		.375 233		4- 6		259		296		262		.39359 270		30		30	
DIV. I NON-CONF.		4- 8		.33333 245		0- 0		114		256		221		.44966 232		29		30	
TOTALS		RPI 1-25		RPI 26-50		W-L RECORDS		RPI 51-100		RPI 101-150		RPI 150+							
9- 15		0- 0		0- 1		OVERALL		0- 3		1- 1		8- 10							
5- 5		0- 0		0- 0		HOME		0- 1		0- 0		5- 4							
2- 6		0- 0		0- 0		AWAY		0- 2		0- 0		2- 4							
2- 4		0- 0		0- 1		NEUTRAL		0- 0		1- 1		1- 2							
4- 8		0- 0		0- 1		NON-CONFERENCE		0- 1		1- 1		3- 5							
2- 1		0- 0		0- 0		HOME		0- 0		0- 0		2- 1							
0- 3		0- 0		0- 0		AWAY		0- 1		0- 0		0- 2							
2- 4		0- 0		0- 1		NEUTRAL		0- 0		1- 1		1- 2							
5- 7		0- 0		0- 0		CONFERENCE		0- 2		0- 0		5- 5							
3- 4		0- 0		0- 0		HOME		0- 1		0- 0		3- 3							
2- 3		0- 0		0- 0		AWAY		0- 1		0- 0		2- 2							
0- 0		0- 0		0- 0		NEUTRAL		0- 0		0- 0		0- 0							
RPI S	Opponent	Score		RPI S	Opponent	Score		RPI S	Opponent	Score		RPI S	Opponent	Score					
				37 N	Santa Clara	0	3	60 A	Harvard	0	3	105 N	Indiana	0	3				
								66 A	LIU Brooklyn	0	3	135 N	Liberty	3	2				
								66 H	LIU Brooklyn	0	3	163 N	Delaware	1	3				
												178 A	UConn	2	3				
												200 A	Brown	1	3				
												216 N	Fairfield	3	0				
												225 A	Robert Morris	1	3				
												225 H	Robert Morris	2	3				
												229 N	New Hampshire	2	3				
												263 H	Hartford	3	2				
												283 H	Sacred Heart	3	2				
												293 A	Saint Francis (PA)	0	3				
												293 H	Saint Francis (PA)	1	3				
												302 H	Providence	2	3				
												309 A	Bryant	3	0				
												309 H	Bryant	3	1				
												310 H	NJIT	3	0				
												324 A	St. Francis Brooklyn	3	2				
												324 H	St. Francis Brooklyn	3	2				
												325 H	Fairleigh Dickinson	0	3				
				LAST 10 GAMES															
				66 H	LIU Brooklyn	0	3	283 H	Sacred Heart	3	2								
				324 H	St. Francis Brooklyn	3	2	325 H	Fairleigh Dickinson	0	3								
				293 A	Saint Francis (PA)	0	3	66 A	LIU Brooklyn	0	3								
				225 A	Robert Morris	1	3	324 A	St. Francis Brooklyn	3	2								
				309 A	Bryant	3	0	293 H	Saint Francis (PA)	1	3								

Non-Div. I Games:

Central Conn. St.

Average RPI Win:	302	WON-LOST RECORD	WINNING PCT. RANK	LAST 10 GAMES	STRENGTH OF SCHEDULE	OPP. STRENGTH OF SCHEDULE	TEAM RPI	ADJ RPI	CONF. RPI	ADJ CONF. RPI				
DIV. I ONLY		13- 12	.52 159	5- 5	324	304	276	.39304	271	31	31			
DIV. I NON-CONF.		7- 6	.53846 147	0- 0	319	301	271	.40804	268	31	31			
<hr/>														
TOTALS	RPI 1-25	RPI 26-50		W-L RECORDS	RPI 51-100		RPI 101-150		RPI 150+					
13- 12	0- 0	0- 0		OVERALL	0- 0		0- 1		13- 11					
4- 2	0- 0	0- 0		HOME	0- 0		0- 0		4- 2					
3- 7	0- 0	0- 0		AWAY	0- 0		0- 0		3- 7					
6- 3	0- 0	0- 0		NEUTRAL	0- 0		0- 1		6- 2					
<hr/>														
7- 6	0- 0	0- 0		NON-CONFERENCE	0- 0		0- 1		7- 5					
0- 0	0- 0	0- 0		HOME	0- 0		0- 0		0- 0					
1- 3	0- 0	0- 0		AWAY	0- 0		0- 0		1- 3					
6- 3	0- 0	0- 0		NEUTRAL	0- 0		0- 1		6- 2					
<hr/>														
6- 6	0- 0	0- 0		CONFERENCE	0- 0		0- 0		6- 6					
4- 2	0- 0	0- 0		HOME	0- 0		0- 0		4- 2					
2- 4	0- 0	0- 0		AWAY	0- 0		0- 0		2- 4					
0- 0	0- 0	0- 0		NEUTRAL	0- 0		0- 0		0- 0					
<hr/>														
RPI S	Opponent	Score	RPI S	Opponent	Score	RPI S	Opponent	Score	RPI S	Opponent	Score			
						114 N UNCW			0	3				
						156 N UNC Greensboro			1	3				
						169 A Howard			0	3				
						169 H Howard			0	3				
						170 A Hampton			0	3				
						170 H Hampton			1	3				
						184 N East Tenn. St.			0	3				
						186 A East Carolina			2	3				
						193 A Charlotte			1	3				
						249 A Coppin St.			2	3				
						249 H Coppin St.			3	1				
						265 N George Mason			3	2				
						284 N Sacramento St.			3	1				
						288 N Tennessee Tech			3	0				
						293 A Saint Francis (PA)			1	3				
						302 A Providence			3	1				
						304 A UMES			3	1				
						304 H UMES			3	1				
						316 A Norfolk St.			1	3				
						316 H Norfolk St.			3	1				
						321 A Delaware St.			3	0				
						321 H Delaware St.			3	0				
						323 N Loyola Maryland			3	0				
						325 N Fairleigh Dickinson			3	0				
						328 N Quinnipiac			3	0				
LAST 10 GAMES			LAST 10 GAMES			LAST 10 GAMES			LAST 10 GAMES					
169 H Howard			0	3	249 A Coppin St.			2	3	323 N Loyola Maryland			3	0
321 H Delaware St.			3	0	169 A Howard			0	3	325 N Fairleigh Dickinson			3	0
304 H UMES			3	1	304 A UMES			3	1	328 N Quinnipiac			3	0
170 A Hampton			0	3	321 A Delaware St.			3	0					
316 A Norfolk St.			1	3	316 H Norfolk St.			3	1					

Non-Div. I Games:

Morgan St.

Average RPI Win: 274		WON-LOST	WINNING	LAST 10	STRENGTH OF	OPP. STRENGTH	TEAM	ADJ	CONF.	ADJ CONF.		
Average RPI Loss: 148		RECORD	PCT. RANK	GAMES	SCHEDULE	OF SCHEDULE	RPI	RPI	RPI	RPI		
DIV. I ONLY		6- 24	.2 305	1- 9	184	209	280	.39295	272	13	13	
DIV. I NON-CONF.		5- 11	.3125 253	0- 0	260	258	273	.40165	273	17	17	
<hr/>												
TOTALS		RPI 1-25		RPI 26-50		W-L RECORDS		RPI 51-100		RPI 101-150		RPI 150+
6- 24		0- 0		0- 1		OVERALL		0- 2		0- 11		6- 10
4- 9		0- 0		0- 0		HOME		0- 1		0- 6		4- 2
2- 9		0- 0		0- 0		AWAY		0- 0		0- 5		2- 4
0- 6		0- 0		0- 1		NEUTRAL		0- 1		0- 0		0- 4
5- 11		0- 0		0- 1		NON-CONFERENCE		0- 1		0- 3		5- 6
3- 2		0- 0		0- 0		HOME		0- 0		0- 2		3- 0
2- 3		0- 0		0- 0		AWAY		0- 0		0- 1		2- 2
0- 6		0- 0		0- 1		NEUTRAL		0- 1		0- 0		0- 4
1- 13		0- 0		0- 0		CONFERENCE		0- 1		0- 8		1- 4
1- 7		0- 0		0- 0		HOME		0- 1		0- 4		1- 2
0- 6		0- 0		0- 0		AWAY		0- 0		0- 4		0- 2
0- 0		0- 0		0- 0		NEUTRAL		0- 0		0- 0		0- 0
RPI S	Opponent	Score	RPI S	Opponent	Score	RPI S	Opponent	Score	RPI S	Opponent	Score	
			46 N	Purdue	0 3	88 H	Towson	1 3	103 A	Hofstra	0 3	
						89 N	South Carolina	0 3	103 H	Hofstra	1 3	
									109 A	Col. of Charleston	0 3	
									109 H	Col. of Charleston	0 3	
									114 A	UNCW	0 3	
									114 H	UNCW	1 3	
									131 A	James Madison	1 3	
									131 H	James Madison	2 3	
									135 H	Liberty	0 3	
									143 H	Maryland	1 3	
									148 A	Wake Forest	1 3	
									156 A	UNC Greensboro	0 3	
									163 H	Delaware	0 3	
									166 N	Winthrop	0 3	
									187 N	Western Caro.	0 3	
									190 A	Northeastern	2 3	
									190 H	Northeastern	0 3	
									192 H	High Point	3 2	
									194 N	North Florida	2 3	
									212 A	Campbell	1 3	
									234 A	William & Mary	1 3	
			LAST 10 GAMES						234 H	William & Mary	3 2	
			109 A	Col. of Charleston	0 3	190 A	Northeastern	2 3	250 A	Kennesaw St.	3 2	
			114 A	UNCW	0 3	109 H	Col. of Charleston	0 3	291 N	UNC Asheville	2 3	
			131 H	James Madison	2 3	163 H	Delaware	0 3	313 H	San Jose St.	3 1	
			234 H	William & Mary	3 2	88 H	Towson	1 3	327 A	N.C. Central	3 0	
			103 A	Hofstra	0 3	114 H	UNCW	1 3	329 H	N.C. A&T	3 0	

Non-Div. I Games:

Elon

Average RPI Win: 283		WON-LOST RECORD		WINNING PCT. RANK		LAST 10 GAMES		STRENGTH OF SCHEDULE		OPP. STRENGTH OF SCHEDULE		TEAM RPI		ADJ RPI		CONF. RPI		ADJ CONF. RPI	
DIV. I ONLY		14- 16		.46667 186		4- 6		301		301		261		.38997 273		26		26	
DIV. I NON-CONF.		10- 6		.625 115		1- 0		296		321		214		.45831 219		26		25	
TOTALS		RPI 1-25		RPI 26-50		W-L RECORDS		RPI 51-100		RPI 101-150		RPI 150+							
14- 16		0- 0		0- 0		OVERALL		0- 2		1- 3		13- 11							
10- 6		0- 0		0- 0		HOME		0- 1		0- 2		10- 3							
3- 8		0- 0		0- 0		AWAY		0- 1		1- 1		2- 6							
1- 2		0- 0		0- 0		NEUTRAL		0- 0		0- 0		1- 2							
10- 6		0- 0		0- 0		NON-CONFERENCE		0- 2		1- 1		9- 3							
6- 2		0- 0		0- 0		HOME		0- 1		0- 1		6- 0							
3- 2		0- 0		0- 0		AWAY		0- 1		1- 0		2- 1							
1- 2		0- 0		0- 0		NEUTRAL		0- 0		0- 0		1- 2							
4- 10		0- 0		0- 0		CONFERENCE		0- 0		0- 2		4- 8							
4- 4		0- 0		0- 0		HOME		0- 0		0- 1		4- 3							
0- 6		0- 0		0- 0		AWAY		0- 0		0- 1		0- 5							
0- 0		0- 0		0- 0		NEUTRAL		0- 0		0- 0		0- 0							
RPI S	Opponent	Score		RPI S	Opponent	Score		RPI S	Opponent	Score		RPI S	Opponent	Score					
								61 A	Tulsa	0	3	115 A	Central Ark.	1	3				
								74 H	Texas-Arlington	1	3	130 A	Fla. Atlantic	3	2				
												137 H	Stephen F. Austin	0	3				
												147 H	Houston	1	3				
												171 N	Stetson	2	3				
												172 A	A&M-Corpus Christi	0	3				
												173 H	Sam Houston St.	0	3				
												182 N	Oral Roberts	0	3				
												205 A	Houston Baptist	1	3				
												247 H	Northwestern St.	2	3				
												255 A	Incarnate Word	2	3				
												255 H	Incarnate Word	1	3				
												259 A	Southeastern La.	1	3				
												259 H	Southeastern La.	3	0				
												260 A	Texas Southern	3	0				
												267 H	Louisiana Tech	3	1				
												268 H	La.-Monroe	3	0				
												286 H	Lamar	3	2				
												288 H	Tennessee Tech	3	0				
												289 H	Nicholls St.	3	0				
												296 A	Abilene Christian	1	3				
												306 N	Bethune-Cookman	3	1				
												311 A	Jackson St.	2	3				
												311 H	Jackson St.	3	1				
												315 H	Prairie View	3	1				
												320 H	New Orleans	3	0				
												333 A	Alcorn	3	0				
LAST 10 GAMES																			
								255 A	Incarnate Word	2	3	205 A	Houston Baptist	1	3				
								296 A	Abilene Christian	1	3	333 A	Alcorn	3	0				
								259 H	Southeastern La.	3	0	289 H	Nicholls St.	3	0				
								320 H	New Orleans	3	0	255 H	Incarnate Word	1	3				
								172 A	A&M-Corpus Christi	0	3	115 A	Central Ark.	1	3				

Non-Div. I Games:






























McNeese St.

RPI	S	Opponent	Score	
333	H	Alcorn	3	0

McNeese St.

M
c
N
e
e
s
e
s
t
.

M
c
N
e
e
s
e
s
t
.

Average RPI Win: 240		WON-LOST	WINNING	LAST 10	STRENGTH OF		OPP. STRENGTH	TEAM	ADJ		CONF.	ADJ CONF.
Average RPI Loss: 151		RECORD	PCT. RANK	GAMES	SCHEDULE		OF SCHEDULE	RPI	RPI		RPI	RPI
DIV. I ONLY		5- 21	.19231	307	2- 8		187	164	283		.38745	274
DIV. I NON-CONF.		2- 11	.15385	300	0- 0		208	134	286		.38074	286
TOTALS		RPI 1-25	RPI 26-50		W-L RECORDS		RPI 51-100		RPI 101-150		RPI 150+	
5- 21		0- 0	0- 0		OVERALL		0- 5		0- 4		5- 12	
3- 9		0- 0	0- 0		HOME		0- 2		0- 1		3- 6	
2- 6		0- 0	0- 0		AWAY		0- 2		0- 2		2- 2	
0- 6		0- 0	0- 0		NEUTRAL		0- 1		0- 1		0- 4	
2- 11		0- 0	0- 0		NON-CONFERENCE		0- 1		0- 4		2- 6	
1- 3		0- 0	0- 0		HOME		0- 0		0- 1		1- 2	
1- 2		0- 0	0- 0		AWAY		0- 0		0- 2		1- 0	
0- 6		0- 0	0- 0		NEUTRAL		0- 1		0- 1		0- 4	
3- 10		0- 0	0- 0		CONFERENCE		0- 4		0- 0		3- 6	
2- 6		0- 0	0- 0		HOME		0- 2		0- 0		2- 4	
1- 4		0- 0	0- 0		AWAY		0- 2		0- 0		1- 2	
0- 0		0- 0	0- 0		NEUTRAL		0- 0		0- 0		0- 0	
RPI S	Opponent	Score	RPI S	Opponent	Score	RPI S	Opponent	Score	RPI S	Opponent	Score	
						78 A	South Dakota	0 	102 N	Northern Colo.	1 	
						78 H	South Dakota	0 	105 A	Indiana	0 	
						80 N	Butler	2 	116 A	Ball St.	0 	
						98 A	Denver	0 	139 H	Saint Louis	0 	
						98 H	Denver	0 	162 A	North Dakota St.	1 	
									162 H	North Dakota St.	1 	
									165 H	IUPUI	0 	
									177 N	Buffalo	1 	
									177 N	Buffalo	0 	
									182 A	Oral Roberts	2 	
									182 H	Oral Roberts	2 	
									188 N	Eastern Ky.	0 	
									196 A	Ill.-Chicago	3 2	
									202 H	UTEP	1 	
									213 A	IPFW	3 1	
									213 H	IPFW	3 0	
									224 H	Eastern Ill.	2 	
									224 N	Eastern Ill.	0 	
									238 H	Omaha	1 	
									282 H	Bradley	3 1	
									295 H	South Dakota St.	3 0	
LAST 10 GAMES												
						78 H	South Dakota	0 	182 H	Oral Roberts	2 	
						162 H	North Dakota St.	1 	165 H	IUPUI	0 	
						98 A	Denver	0 	295 H	South Dakota St.	3 0	
						182 A	Oral Roberts	2 	78 A	South Dakota	0 	
						213 A	IPFW	3 1	162 A	North Dakota St.	1 	

Non-Div. I Games:

Western Ill.

Average RPI Win: 254		WON-LOST	WINNING	LAST 10	STRENGTH OF		OPP. STRENGTH	TEAM	ADJ	CONF.	ADJ CONF.
Average RPI Loss: 201		RECORD	PCT. RANK	GAMES	SCHEDULE		OF SCHEDULE	RPI	RPI	RPI	RPI
DIV. I ONLY		8- 15	.34783	244	6- 4		267	278	269	.38628	275
DIV. I NON-CONF.		2- 10	.16667	293	0- 0		212	187	289	.37918	290
TOTALS		RPI 1-25	RPI 26-50		W-L RECORDS		RPI 51-100		RPI 101-150		RPI 150+
8- 15	0- 0	0- 0		OVERALL		0- 2		1- 1		7- 12	
3- 3	0- 0	0- 0		HOME		0- 0		0- 0		3- 3	
3- 6	0- 0	0- 0		AWAY		0- 1		0- 1		3- 4	
2- 6	0- 0	0- 0		NEUTRAL		0- 1		1- 0		1- 5	
2- 10	0- 0	0- 0		NON-CONFERENCE		0- 2		1- 1		1- 7	
0- 0	0- 0	0- 0		HOME		0- 0		0- 0		0- 0	
0- 4	0- 0	0- 0		AWAY		0- 1		0- 1		0- 2	
2- 6	0- 0	0- 0		NEUTRAL		0- 1		1- 0		1- 5	
6- 5	0- 0	0- 0		CONFERENCE		0- 0		0- 0		6- 5	
3- 3	0- 0	0- 0		HOME		0- 0		0- 0		3- 3	
3- 2	0- 0	0- 0		AWAY		0- 0		0- 0		3- 2	
0- 0	0- 0	0- 0		NEUTRAL		0- 0		0- 0		0- 0	
RPI S	Opponent	Score	RPI S	Opponent	Score	RPI S	Opponent	Score	RPI S	Opponent	Score
						53 N	Minnesota	0 3	112 A	Northern Ariz.	0 3
						93 A	Yale	1 3	117 N	Boston College	3 2
									155 N	Rhode Island	2 3
									163 A	Delaware	1 3
									198 N	Loyola Chicago	0 3
									203 A	Syracuse	0 3
									221 A	Stony Brook	1 3
									221 H	Stony Brook	3 1
									226 N	Colgate	1 3
									227 N	Grand Canyon	2 3
									229 A	New Hampshire	3 0
									229 H	New Hampshire	1 3
									252 H	UMBC	2 3
									263 A	Hartford	3 1
									263 H	Hartford	3 2
									280 N	Cornell	1 3
									290 N	UC Riverside	3 2
									300 A	Binghamton	1 3
									300 H	Binghamton	2 3
									325 A	UMass Lowell	3 0
									325 H	UMass Lowell	3 0
LAST 10 GAMES											
						221 A	Stony Brook	1 3	252 H	UMBC	2 3
						263 A	Hartford	3 1	263 H	Hartford	3 2
						325 H	UMass Lowell	3 0	221 H	Stony Brook	3 1
						229 H	New Hampshire	1 3	229 A	New Hampshire	3 0
						300 A	Binghamton	1 3	325 A	UMass Lowell	3 0

Non-Div. I Games:

Albany (NY)

Average RPI Win: 284		WON-LOST	WINNING	LAST 10	STRENGTH OF		OPP. STRENGTH	TEAM	ADJ	CONF.	ADJ CONF.
Average RPI Loss: 186		RECORD	PCT. RANK	GAMES	SCHEDULE		OF SCHEDULE	RPI	RPI	RPI	RPI
DIV. I ONLY		7- 18	.28	271	3- 7		197	294	273	.3832	276
DIV. I NON-CONF.		1- 10	.09091	314	0- 1		122	283	287	.37929	289
TOTALS		RPI 1-25	RPI 26-50		W-L RECORDS		RPI 51-100		RPI 101-150		RPI 150+
7- 18	0- 0	0- 0		OVERALL		0- 3		0- 2		7- 13	
3- 5	0- 0	0- 0		HOME		0- 1		0- 0		3- 4	
3- 8	0- 0	0- 0		AWAY		0- 2		0- 1		3- 5	
1- 5	0- 0	0- 0		NEUTRAL		0- 0		0- 1		1- 4	
1- 10	0- 0	0- 0		NON-CONFERENCE		0- 1		0- 2		1- 7	
0- 2	0- 0	0- 0		HOME		0- 0		0- 0		0- 2	
0- 3	0- 0	0- 0		AWAY		0- 1		0- 1		0- 1	
1- 5	0- 0	0- 0		NEUTRAL		0- 0		0- 1		1- 4	
6- 8	0- 0	0- 0		CONFERENCE		0- 2		0- 0		6- 6	
3- 3	0- 0	0- 0		HOME		0- 1		0- 0		3- 2	
3- 5	0- 0	0- 0		AWAY		0- 1		0- 0		3- 4	
0- 0	0- 0	0- 0		NEUTRAL		0- 0		0- 0		0- 0	
RPI S	Opponent	Score	RPI S	Opponent	Score	RPI S	Opponent	Score	RPI S	Opponent	Score
						59 A	Temple	0 3	117 A	Boston College	0 3
						77 A	American	0 3	136 N	Oakland	0 3
						77 H	American	0 3	152 N	Princeton	1 3
									158 N	Marist	0 3
									193 N	Charlotte	0 3
									199 A	Lehigh	0 3
									199 H	Lehigh	2 3
									200 A	Brown	0 3
									201 A	Army	3 1
									201 H	Army	1 3
									220 A	Navy	0 3
									226 A	Colgate	2 3
									226 H	Colgate	3 2
									263 H	Hartford	2 3
									263 N	Hartford	2 3
									300 N	Binghamton	3 1
									305 A	Bucknell	1 3
									305 H	Bucknell	3 1
									308 A	Lafayette	3 2
									309 H	Bryant	2 3
									323 A	Loyola Maryland	3 1
									323 H	Loyola Maryland	3 0
LAST 10 GAMES											
						323 A	Loyola Maryland	3 1	305 H	Bucknell	3 1
						77 A	American	0 3	201 H	Army	1 3
						226 A	Colgate	2 3	220 A	Navy	0 3
						309 H	Bryant	2 3	308 A	Lafayette	3 2
						199 H	Lehigh	2 3	77 H	American	0 3

Non-Div. I Games:

Holy Cross

Average RPI Win: 322		WON-LOST RECORD		WINNING PCT. RANK		LAST 10 GAMES		STRENGTH OF SCHEDULE		OPP. STRENGTH OF SCHEDULE		TEAM RPI		ADJ RPI		CONF. RPI		ADJ CONF. RPI					
Average RPI Loss: 165																							
DIV. I ONLY		12- 16		.42857 209		8- 2		303		319		284		.3814 277		33		33					
DIV. I NON-CONF.		3- 14		.17647 292		0- 1		183		232		284		.37981 288		33		32					
TOTALS		RPI 1-25		RPI 26-50		W-L RECORDS		RPI 51-100		RPI 101-150		RPI 150+											
12- 16		0- 1		0- 2		OVERALL		0- 2		0- 2		12- 9											
6- 7		0- 0		0- 1		HOME		0- 0		0- 1		6- 5											
5- 5		0- 1		0- 0		AWAY		0- 1		0- 0		5- 3											
1- 4		0- 0		0- 1		NEUTRAL		0- 1		0- 1		1- 1											
3- 14		0- 1		0- 2		NON-CONFERENCE		0- 2		0- 2		3- 7											
3- 7		0- 0		0- 1		HOME		0- 0		0- 1		3- 5											
0- 3		0- 1		0- 0		AWAY		0- 1		0- 0		0- 1											
0- 4		0- 0		0- 1		NEUTRAL		0- 1		0- 1		0- 1											
9- 2		0- 0		0- 0		CONFERENCE		0- 0		0- 0		9- 2											
3- 0		0- 0		0- 0		HOME		0- 0		0- 0		3- 0											
5- 2		0- 0		0- 0		AWAY		0- 0		0- 0		5- 2											
1- 0		0- 0		0- 0		NEUTRAL		0- 0		0- 0		1- 0											
RPI	S	Opponent		Score		RPI	S	Opponent		Score		RPI	S	Opponent		Score							
19	A	Arizona		0 3		28	H	Alabama		0 3		64	A	FGCU		0 3		111	H	Murray St.		1 3	
						38	N	CSUN		0 3		97	N	UMKC		0 3		130	N	Fla. Atlantic		0 3	
																		159	H	Southern Miss.		0 3	
																		198	N	Loyola Chicago		0 3	
																		235	H	Southeast Mo. St.		0 3	
																		236	H	Troy		0 3	
																		246	A	Jacksonville St.		0 3	
																		246	H	Jacksonville St.		2 3	
																		253	H	UT Martin		2 3	
																		260	A	Texas Southern		1 3	
																		311	A	Jackson St.		3 0	
																		311	H	Jackson St.		3 1	
																		312	A	Southern U.		3 0	
																		312	H	Southern U.		3 1	
																		315	A	Prairie View		2 3	
																		317	H	Citadel		3 2	
																		318	A	Alabama A&M		3 2	
																		318	H	Alabama A&M		3 0	
																		330	A	Mississippi Val.		3 0	
																		330	N	Mississippi Val.		3 0	
																		332	H	South Carolina St.		3 0	
																		333	A	Alcorn		3 0	
																		334	H	Savannah St.		3 0	
						LAST 10 GAMES																	
						318	A	Alabama A&M		3 2		330	A	Mississippi Val.		3 0							
						311	H	Jackson St.		3 1		333	A	Alcorn		3 0							
						246	A	Jacksonville St.		0 3		311	A	Jackson St.		3 0							
						330	N	Mississippi Val.		3 0		318	H	Alabama A&M		3 0							
						312	A	Southern U.		3 0		260	A	Texas Southern		1 3							

Non-Div. I Games:

Alabama St.

Average RPI Win:	213	WON-LOST RECORD	WINNING PCT. RANK	LAST 10 GAMES	STRENGTH OF SCHEDULE	OPP. STRENGTH OF SCHEDULE	TEAM RPI	ADJ RPI	CONF. RPI	ADJ CONF. RPI	
DIV. I ONLY		1- 26	.03704 333	0- 10	69	188	285	.38105 278	16	16	
DIV. I NON-CONF.		1- 12	.07692 316	0- 0	44	165	249	.43534 248	16	16	
<hr/>											
TOTALS	RPI 1-25	RPI 26-50		W-L RECORDS	RPI 51-100		RPI 101-150		RPI 150+		
1- 26	0- 1	0- 1		OVERALL	0- 7		0- 6		1- 11		
1- 9	0- 0	0- 1		HOME	0- 2		0- 3		1- 3		
0- 11	0- 0	0- 0		AWAY	0- 3		0- 3		0- 5		
0- 6	0- 1	0- 0		NEUTRAL	0- 2		0- 0		0- 3		
<hr/>											
1- 12	0- 1	0- 0		NON-CONFERENCE	0- 5		0- 2		1- 4		
1- 3	0- 0	0- 0		HOME	0- 1		0- 2		1- 0		
0- 3	0- 0	0- 0		AWAY	0- 2		0- 0		0- 1		
0- 6	0- 1	0- 0		NEUTRAL	0- 2		0- 0		0- 3		
<hr/>											
0- 14	0- 0	0- 1		CONFERENCE	0- 2		0- 4		0- 7		
0- 6	0- 0	0- 1		HOME	0- 1		0- 1		0- 3		
0- 8	0- 0	0- 0		AWAY	0- 1		0- 3		0- 4		
0- 0	0- 0	0- 0		NEUTRAL	0- 0		0- 0		0- 0		
<hr/>											
RPI S	Opponent	Score	RPI S	Opponent	Score	RPI S	Opponent	Score	RPI S	Opponent	Score
22 N	BYU	0 3	43 H	Ohio	0 3	53 H	Minnesota	0 3	116 A	Ball St.	1 3
						76 N	Rice	0 3	120 H	Valparaiso	0 3
						90 A	West Virginia	0 3	126 A	Miami (OH)	2 3
						91 A	North Carolina St.	0 3	134 A	Eastern Mich.	1 3
						94 N	Dayton	1 3	134 H	Eastern Mich.	1 3
						95 A	Northern Ill.	0 3	146 H	Duquesne	1 3
						95 H	Northern Ill.	1 3	165 N	IUPUI	0 3
									167 H	Kent St.	0 3
									168 A	Western Mich.	0 3
									168 H	Western Mich.	1 3
									178 N	UConn	0 3
									183 A	Cleveland St.	0 3
									213 H	IPFW	3 2
									220 N	Navy	2 3
									239 A	Bowling Green	1 3
									244 A	Central Mich.	0 3
									244 H	Central Mich.	0 3
									262 A	Akron	2 3
<hr/>											
			LAST 10 GAMES								
						244 A	Central Mich.	0 3	126 A	Miami (OH)	2 3
						134 A	Eastern Mich.	1 3	43 H	Ohio	0 3
						95 H	Northern Ill.	1 3	167 H	Kent St.	0 3
						168 H	Western Mich.	1 3	262 A	Akron	2 3
						239 A	Bowling Green	1 3	116 A	Ball St.	1 3

Non-Div. I Games:

Toledo

Average RPI Win:	301	WON-LOST RECORD	WINNING PCT. RANK	LAST 10 GAMES	STRENGTH OF SCHEDULE	OPP. STRENGTH OF SCHEDULE	TEAM RPI	ADJ RPI	CONF. RPI	ADJ CONF. RPI		
DIV. I ONLY		4- 22	.15385	314	1- 9	150	259	291	.37904	279	17	17
DIV. I NON-CONF.		3- 11	.21429	288	0- 0	171	304	279	.39112	282	15	15
<hr/>												
TOTALS	RPI 1-25	RPI 26-50		W-L RECORDS		RPI 51-100		RPI 101-150		RPI 150+		
4- 22	0- 0	0- 0		OVERALL		0- 2		0- 8		4- 12		
0- 9	0- 0	0- 0		HOME		0- 1		0- 3		0- 5		
1- 10	0- 0	0- 0		AWAY		0- 1		0- 2		1- 7		
3- 3	0- 0	0- 0		NEUTRAL		0- 0		0- 3		3- 0		
<hr/>												
3- 11	0- 0	0- 0		NON-CONFERENCE		0- 1		0- 4		3- 6		
0- 4	0- 0	0- 0		HOME		0- 1		0- 1		0- 2		
0- 4	0- 0	0- 0		AWAY		0- 0		0- 0		0- 4		
3- 3	0- 0	0- 0		NEUTRAL		0- 0		0- 3		3- 0		
<hr/>												
1- 11	0- 0	0- 0		CONFERENCE		0- 1		0- 4		1- 6		
0- 5	0- 0	0- 0		HOME		0- 0		0- 2		0- 3		
1- 6	0- 0	0- 0		AWAY		0- 1		0- 2		1- 3		
0- 0	0- 0	0- 0		NEUTRAL		0- 0		0- 0		0- 0		
<hr/>												
RPI	S	Opponent	Score	RPI	S	Opponent	Score	RPI	S	Opponent	Score	
						94 H Dayton	2 3	111 N Murray St.		0 3		
						100 A Milwaukee	1 3	120 A Valparaiso		0 3		
								120 H Valparaiso		0 3		
								122 H Northern Ky.		0 3		
								122 N Northern Ky.		0 3		
								135 N Liberty		2 3		
								136 A Oakland		0 3		
								136 H Oakland		0 3		
								151 A Youngstown St.		0 3		
								151 H Youngstown St.		1 3		
								160 A Indiana St.		0 3		
								181 A Belmont		1 3		
								183 A Cleveland St.		0 3		
								183 H Cleveland St.		0 3		
								188 A Eastern Ky.		1 3		
								188 H Eastern Ky.		0 3		
								196 A Ill.-Chicago		0 3		
								196 H Ill.-Chicago		0 3		
								223 A Green Bay		3 2		
								239 H Bowling Green		2 3		
								243 A Chattanooga		2 3		
								322 N Chicago St.		3 0		
								329 N N.C. A&T		3 0		
								330 N Mississippi Val.		3 0		
<hr/>												
				LAST 10 GAMES								
				196 A Ill.-Chicago		0 3	223 A Green Bay		3 2			
				120 A Valparaiso		0 3	100 A Milwaukee		1 3			
				136 H Oakland		0 3	120 H Valparaiso		0 3			
				183 H Cleveland St.		0 3	196 H Ill.-Chicago		0 3			
				151 H Youngstown St.		1 3	136 A Oakland		0 3			

Non-Div. I Games:

Wright St.

Average RPI Win:	244	WON-LOST	WINNING	LAST 10	STRENGTH OF	OPP. STRENGTH	TEAM	ADJ	CONF.	ADJ CONF.	
Average RPI Loss:	163	RECORD	PCT. RANK	GAMES	SCHEDULE	OF SCHEDULE	RPI	RPI	RPI	RPI	
DIV. I ONLY	5- 17	.22727	292	2- 8	236	190	287	.37898	280	18	18
DIV. I NON-CONF.	3- 7	.3	263	0- 0	262	222	274	.39788	277	18	18
<hr/>											
TOTALS	RPI 1-25	RPI 26-50		W-L RECORDS		RPI 51-100		RPI 101-150		RPI 150+	
5- 17	0- 0	0- 0		OVERALL		0- 5		0- 0		5- 12	
2- 6	0- 0	0- 0		HOME		0- 2		0- 0		2- 4	
1- 7	0- 0	0- 0		AWAY		0- 2		0- 0		1- 5	
2- 4	0- 0	0- 0		NEUTRAL		0- 1		0- 0		2- 3	
3- 7	0- 0	0- 0		NON-CONFERENCE		0- 2		0- 0		3- 5	
0- 1	0- 0	0- 0		HOME		0- 0		0- 0		0- 1	
1- 2	0- 0	0- 0		AWAY		0- 1		0- 0		1- 1	
2- 4	0- 0	0- 0		NEUTRAL		0- 1		0- 0		2- 3	
2- 10	0- 0	0- 0		CONFERENCE		0- 3		0- 0		2- 7	
2- 5	0- 0	0- 0		HOME		0- 2		0- 0		2- 3	
0- 5	0- 0	0- 0		AWAY		0- 1		0- 0		0- 4	
0- 0	0- 0	0- 0		NEUTRAL		0- 0		0- 0		0- 0	
RPI S	Opponent	Score	RPI S	Opponent	Score	RPI S	Opponent	Score	RPI S	Opponent	Score
						55 N	UNLV	0 3	152 A	Princeton	0 3
						60 H	Harvard	0 3	152 H	Princeton	0 3
						63 A	Seton Hall	0 3	175 N	Rutgers	1 3
						93 A	Yale	0 3	178 N	UConn	0 3
						93 H	Yale	0 3	180 A	Penn	1 3
									180 H	Penn	3 0
									200 A	Brown	2 3
									200 H	Brown	1 3
									203 A	Syracuse	1 3
									215 H	Dartmouth	0 3
									226 N	Colgate	1 3
									230 A	Columbia	1 3
									230 H	Columbia	3 2
									232 N	Siena	3 2
									275 N	Albany (NY)	3 1
									300 H	Binghamton	0 3
									305 A	Bucknell	3 0

Non-Div. I Games:

Cornell

Average RPI Win: 258		WON-LOST RECORD	WINNING PCT. RANK	LAST 10 GAMES	STRENGTH OF SCHEDULE	OPP. STRENGTH OF SCHEDULE	TEAM RPI	ADJ RPI	CONF. RPI	ADJ CONF. RPI	
Average RPI Loss: 189											
DIV. I ONLY		10- 18	.35714 239	5- 5	278	279	275	.37778 281	23	23	
DIV. I NON-CONF.		5- 9	.35714 240	1- 0	311	299	296	.36102 298	25	26	
<hr/>											
TOTALS		RPI 1-25	RPI 26-50		W-L RECORDS		RPI 51-100		RPI 101-150		RPI 150+
10- 18		0- 0	0- 0		OVERALL		0- 4		2- 1		8- 13
3- 4		0- 0	0- 0		HOME		0- 1		1- 0		2- 3
5- 8		0- 0	0- 0		AWAY		0- 2		1- 1		4- 5
2- 6		0- 0	0- 0		NEUTRAL		0- 1		0- 0		2- 5
5- 9		0- 0	0- 0		NON-CONFERENCE		0- 2		1- 0		4- 7
1- 0		0- 0	0- 0		HOME		0- 0		0- 0		1- 0
2- 3		0- 0	0- 0		AWAY		0- 1		1- 0		1- 2
2- 6		0- 0	0- 0		NEUTRAL		0- 1		0- 0		2- 5
5- 9		0- 0	0- 0		CONFERENCE		0- 2		1- 1		4- 6
2- 4		0- 0	0- 0		HOME		0- 1		1- 0		1- 3
3- 5		0- 0	0- 0		AWAY		0- 1		0- 1		3- 3
0- 0		0- 0	0- 0		NEUTRAL		0- 0		0- 0		0- 0
RPI S	Opponent	Score	RPI S	Opponent	Score	RPI S	Opponent	Score	RPI S	Opponent	Score
						68 A	Ole Miss	0 3	109 A	Col. of Charleston	3 0
						84 A	Furman	0 3	149 A	Samford	0 3
						84 H	Furman	1 3	149 H	Samford	3 2
						87 N	Memphis	1 3	156 A	UNC Greensboro	0 3
									156 H	UNC Greensboro	1 3
									167 N	Kent St.	3 1
									184 A	East Tenn. St.	1 3
									187 A	Western Caro.	2 3
									208 A	Tennessee	2 3
									236 A	Troy	2 3
									241 N	UAB	1 3
									243 A	Chattanooga	3 2
									243 H	Chattanooga	1 3
									246 N	Jacksonville St.	1 3
									246 N	Jacksonville St.	0 3
									257 N	Austin Peay	0 3
									269 N	Davidson	0 3
									294 A	Wofford	3 2
									294 H	Wofford	0 3
									317 A	Citadel	3 0
									317 H	Citadel	3 1
									318 N	Alabama A&M	3 0
									334 A	Savannah St.	3 0
									334 H	Savannah St.	3 0
LAST 10 GAMES											
						84 A	Furman	0 3	243 A	Chattanooga	3 2
						156 A	UNC Greensboro	0 3	84 H	Furman	1 3
						149 H	Samford	3 2	294 A	Wofford	3 2
						317 H	Citadel	3 1	184 A	East Tenn. St.	1 3
						334 A	Savannah St.	3 0	187 A	Western Caro.	2 3

Non-Div. I Games:

Mercer

Average RPI Win:	266	WON-LOST RECORD	WINNING PCT. RANK	LAST 10 GAMES	STRENGTH OF SCHEDULE	OPP. STRENGTH OF SCHEDULE	TEAM RPI	ADJ RPI	CONF. RPI	ADJ CONF. RPI	
Average RPI Loss:	140										
DIV. I ONLY		1- 24	.04 331	1- 9	86	185	292	.37734 282	14	12	
DIV. I NON-CONF.		0- 10	0 318	0- 0	88	226	292	.37663 291	10	10	
<hr/>											
TOTALS	RPI 1-25	RPI 26-50		W-L RECORDS	RPI 51-100		RPI 101-150		RPI 150+		
1- 24	0- 1	0- 2		OVERALL	0- 7		0- 3		1- 11		
1- 8	0- 0	0- 1		HOME	0- 3		0- 2		1- 2		
0- 12	0- 0	0- 1		AWAY	0- 4		0- 1		0- 6		
0- 4	0- 1	0- 0		NEUTRAL	0- 0		0- 0		0- 3		
<hr/>											
0- 10	0- 1	0- 0		NON-CONFERENCE	0- 2		0- 1		0- 6		
0- 3	0- 0	0- 0		HOME	0- 1		0- 1		0- 1		
0- 3	0- 0	0- 0		AWAY	0- 1		0- 0		0- 2		
0- 4	0- 1	0- 0		NEUTRAL	0- 0		0- 0		0- 3		
<hr/>											
1- 14	0- 0	0- 2		CONFERENCE	0- 5		0- 2		1- 5		
1- 5	0- 0	0- 1		HOME	0- 2		0- 1		1- 1		
0- 9	0- 0	0- 1		AWAY	0- 3		0- 1		0- 4		
0- 0	0- 0	0- 0		NEUTRAL	0- 0		0- 0		0- 0		
<hr/>											
RPI S	Opponent	Score	RPI S	Opponent	Score	RPI S	Opponent	Score	RPI S	Opponent	Score
20 N	Kansas	0 3	45 A	Illinois St.	0 3	73 A	UNI	1 3	118 A	Southern Ill.	0 3
			45 H	Illinois St.	0 3	83 A	Missouri St.	1 3	118 H	Southern Ill.	0 3
						83 H	Missouri St.	0 3	126 H	Miami (OH)	1 3
						85 A	Wichita St.	0 3	160 A	Indiana St.	1 3
						85 H	Wichita St.	0 3	160 H	Indiana St.	0 3
						97 H	UMKC	1 3	162 H	North Dakota St.	1 3
						98 A	Denver	0 3	170 N	Hampton	2 3
									173 N	Sam Houston St.	1 3
									198 A	Loyola Chicago	0 3
									207 A	Drake	1 3
									221 N	Stony Brook	2 3
									266 A	Evansville	0 3
									266 H	Evansville	3 0
									274 A	Western Ill.	1 3
									298 A	DePaul	1 3
<hr/>											
			LAST 10 GAMES								
			45 A	Illinois St.	0 3	83 A	Missouri St.	1 3			
			160 A	Indiana St.	1 3	198 A	Loyola Chicago	0 3			
			266 H	Evansville	3 0	160 H	Indiana St.	0 3			
			118 H	Southern Ill.	0 3	45 H	Illinois St.	0 3			
			85 A	Wichita St.	0 3	118 A	Southern Ill.	0 3			

Non-Div. I Games:

Bradley

Average RPI Win: 267		WON-LOST RECORD		WINNING PCT. RANK		LAST 10 GAMES		STRENGTH OF SCHEDULE		OPP. STRENGTH OF SCHEDULE		TEAM RPI		ADJ RPI		CONF. RPI		ADJ CONF. RPI	
Average RPI Loss: 195																			
DIV. I ONLY		9- 17		.34615 247		3- 7		272		300		279		.37713 283		30		30	
DIV. I NON-CONF.		5- 9		.35714 240		0- 2		137		268		227		.44544 237		29		30	
TOTALS		RPI 1-25		RPI 26-50		W-L RECORDS		RPI 51-100		RPI 101-150		RPI 150+							
9- 17		0- 0		0- 1		OVERALL		0- 2		1- 2		8- 12							
3- 6		0- 0		0- 0		HOME		0- 1		0- 0		3- 5							
3- 8		0- 0		0- 1		AWAY		0- 1		1- 1		2- 5							
3- 3		0- 0		0- 0		NEUTRAL		0- 0		0- 1		3- 2							
5- 9		0- 0		0- 1		NON-CONFERENCE		0- 0		1- 2		4- 6							
1- 3		0- 0		0- 0		HOME		0- 0		0- 0		1- 3							
1- 3		0- 0		0- 1		AWAY		0- 0		1- 1		0- 1							
3- 3		0- 0		0- 0		NEUTRAL		0- 0		0- 1		3- 2							
4- 8		0- 0		0- 0		CONFERENCE		0- 2		0- 0		4- 6							
2- 3		0- 0		0- 0		HOME		0- 1		0- 0		2- 2							
2- 5		0- 0		0- 0		AWAY		0- 1		0- 0		2- 4							
0- 0		0- 0		0- 0		NEUTRAL		0- 0		0- 0		0- 0							
RPI S	Opponent	Score		RPI S	Opponent	Score		RPI S	Opponent	Score		RPI S	Opponent	Score					
				48 A	Pittsburgh	0	3	66 A	LIU Brooklyn	1	3	103 A	Hofstra	0	3				
								66 H	LIU Brooklyn	0	3	103 A	Hofstra	3	2				
												106 N	Texas Tech	0	3				
												154 N	South Fla.	0	3				
												155 H	Rhode Island	0	3				
												163 N	Delaware	3	0				
												218 A	Cal St. Fullerton	0	3				
												221 H	Stony Brook	0	3				
												225 A	Robert Morris	0	3				
												225 H	Robert Morris	1	3				
												232 N	Siena	3	1				
												263 H	Hartford	2	3				
												270 A	Central Conn. St.	2	3				
												293 A	Saint Francis (PA)	2	3				
												293 H	Saint Francis (PA)	2	3				
												297 N	Fordham	3	2				
												305 N	Bucknell	2	3				
												307 H	Iona	3	2				
												309 A	Bryant	1	3				
												324 A	St. Francis Brooklyn	3	0				
												324 H	St. Francis Brooklyn	3	0				
												325 A	Fairleigh Dickinson	3	0				
												325 H	Fairleigh Dickinson	3	1				
				LAST 10 GAMES															
				325 A	Fairleigh Dickinson	3	0	293 H	Saint Francis (PA)	2	3	325 A	Fairleigh Dickinson	3	0				
				103 A	Hofstra	0	3	270 A	Central Conn. St.	2	3								
				66 H	LIU Brooklyn	0	3	309 A	Bryant	1	3								
				324 A	St. Francis Brooklyn	3	0	325 H	Fairleigh Dickinson	3	1								
				225 H	Robert Morris	1	3	221 H	Stony Brook	0	3								

Non-Div. I Games:

Sacred Heart

[illegible]

Non-Div. I Games:

Sacramento St.

Average RPI Win: 269		WON-LOST	WINNING	LAST 10	STRENGTH OF		OPP. STRENGTH	TEAM	ADJ		CONF.	ADJ CONF.
Average RPI Loss: 179		RECORD	PCT. RANK	GAMES	SCHEDULE		OF SCHEDULE	RPI	RPI		RPI	RPI
DIV. I ONLY		9- 20	.31034	261	1- 9		275	241	281		.37582	285
DIV. I NON-CONF.		6- 9	.4	220	0- 0		240	192	245		.44633	235
TOTALS		RPI 1-25	RPI 26-50		W-L RECORDS		RPI 51-100		RPI 101-150		RPI 150+	
9- 20		0- 0	0- 0		OVERALL		0- 5		0- 4		9- 11	
3- 6		0- 0	0- 0		HOME		0- 0		0- 1		3- 5	
3- 9		0- 0	0- 0		AWAY		0- 3		0- 1		3- 5	
3- 5		0- 0	0- 0		NEUTRAL		0- 2		0- 2		3- 1	
6- 9		0- 0	0- 0		NON-CONFERENCE		0- 5		0- 3		6- 1	
2- 0		0- 0	0- 0		HOME		0- 0		0- 0		2- 0	
1- 4		0- 0	0- 0		AWAY		0- 3		0- 1		1- 0	
3- 5		0- 0	0- 0		NEUTRAL		0- 2		0- 2		3- 1	
3- 11		0- 0	0- 0		CONFERENCE		0- 0		0- 1		3- 10	
1- 6		0- 0	0- 0		HOME		0- 0		0- 1		1- 5	
2- 5		0- 0	0- 0		AWAY		0- 0		0- 0		2- 5	
0- 0		0- 0	0- 0		NEUTRAL		0- 0		0- 0		0- 0	
RPI S	Opponent	Score	RPI S	Opponent	Score	RPI S	Opponent	Score	RPI S	Opponent	Score	
						52 N	Michigan	0 3	111 H	Murray St.	0 3	
						70 N	Appalachian St.	0 3	137 N	Stephen F. Austin	0 3	
						79 A	Arkansas	0 3	144 A	Cincinnati	1 3	
						86 A	Louisville	0 3	144 N	Cincinnati	1 3	
						96 A	Clemson	2 3	181 H	Belmont	1 3	
									184 H	East Tenn. St.	3 1	
									188 A	Eastern Ky.	1 3	
									188 H	Eastern Ky.	1 3	
									219 A	SIUE	3 1	
									234 N	William & Mary	3 2	
									235 A	Southeast Mo. St.	0 3	
									244 N	Central Mich.	1 3	
									246 A	Jacksonville St.	0 3	
									246 H	Jacksonville St.	2 3	
									253 A	UT Martin	3 2	
									257 H	Austin Peay	0 3	
									288 A	Tennessee Tech	1 3	
									288 H	Tennessee Tech	2 3	
									294 N	Wofford	3 1	
									299 N	Charleston So.	3 0	
									303 A	Morehead St.	1 3	
									303 H	Morehead St.	3 2	
									318 A	Alabama A&M	3 1	
									319 H	Ark.-Pine Bluff	3 0	
LAST 10 GAMES												
			246 H	Jacksonville St.	2 3	253 A	UT Martin	3 2				
			288 H	Tennessee Tech	2 3	111 H	Murray St.	0 3				
			303 A	Morehead St.	1 3	257 H	Austin Peay	0 3				
			188 A	Eastern Ky.	1 3	288 A	Tennessee Tech	1 3				
			235 A	Southeast Mo. St.	0 3	246 A	Jacksonville St.	0 3				

Non-Div. I Games:

Tennessee St.

Average RPI Win:		261	WON-LOST RECORD		WINNING PCT. RANK		LAST 10 GAMES		STRENGTH OF SCHEDULE		OPP. STRENGTH OF SCHEDULE		TEAM RPI		ADJ RPI		CONF. RPI		ADJ CONF. RPI	
Average RPI Loss:		168																		
DIV. I ONLY			4- 22		.15385 314		2- 8		149		242		288		.37429 286		26		26	
DIV. I NON-CONF.			0- 12		0 318		0- 0		95		129		288		.38709 283		26		25	
TOTALS		RPI 1-25		RPI 26-50		W-L RECORDS		RPI 51-100		RPI 101-150		RPI 150+								
4- 22		0- 1		0- 1		OVERALL		0- 1		0- 9		4- 10								
4- 3		0- 0		0- 0		HOME		0- 0		0- 1		4- 2								
0- 11		0- 1		0- 0		AWAY		0- 1		0- 3		0- 6								
0- 8		0- 0		0- 1		NEUTRAL		0- 0		0- 5		0- 2								
0- 12		0- 1		0- 1		NON-CONFERENCE		0- 1		0- 6		0- 3								
0- 0		0- 0		0- 0		HOME		0- 0		0- 0		0- 0								
0- 4		0- 1		0- 0		AWAY		0- 1		0- 1		0- 1								
0- 8		0- 0		0- 1		NEUTRAL		0- 0		0- 5		0- 2								
4- 10		0- 0		0- 0		CONFERENCE		0- 0		0- 3		4- 7								
4- 3		0- 0		0- 0		HOME		0- 0		0- 1		4- 2								
0- 7		0- 0		0- 0		AWAY		0- 0		0- 2		0- 5								
0- 0		0- 0		0- 0		NEUTRAL		0- 0		0- 0		0- 0								
RPI S	Opponent		Score		RPI S	Opponent		Score		RPI S	Opponent		Score		RPI S	Opponent		Score		
24 A	Oklahoma		0 3		39 N	UALR		0 3		68 A	Ole Miss		0 3		106 N	Texas Tech		1 3		
															112 N	Northern Ariz.		1 3		
															115 A	Central Ark.		0 3		
															127 N	Texas St.		2 3		
															137 A	Stephen F. Austin		0 3		
															137 H	Stephen F. Austin		0 3		
															147 A	Houston		0 3		
															148 N	Wake Forest		0 3		
															149 N	Samford		1 3		
															172 H	A&M-Corpus Christi		0 3		
															173 A	Sam Houston St.		1 3		
															173 H	Sam Houston St.		3 2		
															205 A	Houston Baptist		0 3		
															209 N	Portland St.		0 3		
															247 A	Northwestern St.		2 3		
															255 H	Incarnate Word		3 0		
															259 H	Southeastern La.		2 3		
															267 N	Louisiana Tech		1 3		
															273 A	McNeese St.		2 3		
															289 A	Nicholls St.		1 3		
															296 H	Abilene Christian		3 2		
															301 A	Tex.-Pan American		1 3		
															320 H	New Orleans		3 0		
				LAST 10 GAMES																
</																				

Average RPI Win:	274	WON-LOST RECORD	WINNING PCT. RANK	LAST 10 GAMES	STRENGTH OF SCHEDULE	OPP. STRENGTH OF SCHEDULE	TEAM RPI	ADJ RPI	CONF. RPI	ADJ CONF. RPI							
DIV. I ONLY		7- 18	.28 271	4- 6	190	303	272	.37347	287	28	28						
DIV. I NON-CONF.		0- 9	0 318	0- 0	121	262	308	.35615	303	30	29						
<hr/>																	
TOTALS	RPI 1-25	RPI 26-50		W-L RECORDS	RPI 51-100		RPI 101-150		RPI 150+								
7- 18	0- 0	0- 0		OVERALL	0- 2		0- 1		7- 15								
4- 5	0- 0	0- 0		HOME	0- 0		0- 0		4- 5								
3- 7	0- 0	0- 0		AWAY	0- 1		0- 1		3- 5								
0- 6	0- 0	0- 0		NEUTRAL	0- 1		0- 0		0- 5								
<hr/>																	
0- 9	0- 0	0- 0		NON-CONFERENCE	0- 2		0- 1		0- 6								
0- 0	0- 0	0- 0		HOME	0- 0		0- 0		0- 0								
0- 3	0- 0	0- 0		AWAY	0- 1		0- 1		0- 1								
0- 6	0- 0	0- 0		NEUTRAL	0- 1		0- 0		0- 5								
<hr/>																	
7- 9	0- 0	0- 0		CONFERENCE	0- 0		0- 0		7- 9								
4- 5	0- 0	0- 0		HOME	0- 0		0- 0		4- 5								
3- 4	0- 0	0- 0		AWAY	0- 0		0- 0		3- 4								
0- 0	0- 0	0- 0		NEUTRAL	0- 0		0- 0		0- 0								
<hr/>																	
RPI S	Opponent	Score	RPI S	Opponent	Score	RPI S	Opponent	Score	RPI S	Opponent	Score						
						68 N	Ole Miss	0 3	139 A	Saint Louis	1 3						
						72 A	Gonzaga	0 3	158 A	Marist	0 3						
									158 H	Marist	1 3						
									177 A	Buffalo	0 3						
									199 N	Lehigh	2 3						
									206 A	Manhattan	1 3						
									206 H	Manhattan	3 1						
									214 N	Air Force	0 3						
									216 H	Fairfield	3 2						
									227 N	Grand Canyon	2 3						
									232 A	Siena	3 0						
									232 H	Siena	1 3						
									238 N	Omaha	2 3						
									240 A	Rider	1 3						
									240 H	Rider	0 3						
									256 A	Niagara	0 3						
									256 H	Niagara	2 3						
									264 N	Montana St.	2 3						
									307 A	Iona	3 2						
									307 H	Iona	0 3						
									314 A	Saint Peter's	3 0						
									314 H	Saint Peter's	3 1						
									328 H	Quinnipiac	3 0						
									LAST 10 GAMES								
									158 H	Marist	1 3	206 H	Manhattan	3 1			
			232 H	Siena	1 3	256 A	Niagara	0 3									
			314 A	Saint Peter's	3 0	328 H	Quinnipiac	3 0									
			240 A	Rider	1 3	216 H	Fairfield	3 2									
			307 H	Iona	0 3	206 A	Manhattan	1 3									

Non-Div. I Games:

Canisius

Average RPI Win:		279	WON-LOST RECORD		WINNING PCT. RANK		LAST 10 GAMES		STRENGTH OF SCHEDULE		OPP. STRENGTH OF SCHEDULE		TEAM RPI		ADJ RPI		CONF. RPI		ADJ CONF. RPI			
Average RPI Loss:		198																				
DIV. I ONLY			12- 18		.4 221		5- 5		293		288		271		.37101 288		25		25			
DIV. I NON-CONF.			5- 11		.3125 253		0- 0		302		312		297		.35939 300		24		24			
TOTALS		RPI 1-25		RPI 26-50		W-L RECORDS		RPI 51-100		RPI 101-150		RPI 150+										
12- 18		0- 0		0- 1		OVERALL		0- 1		0- 2		12- 14										
4- 2		0- 0		0- 0		HOME		0- 0		0- 0		4- 2										
3- 10		0- 0		0- 1		AWAY		0- 1		0- 1		3- 7										
5- 6		0- 0		0- 0		NEUTRAL		0- 0		0- 1		5- 5										
5- 11		0- 0		0- 1		NON-CONFERENCE		0- 1		0- 1		5- 8										
0- 0		0- 0		0- 0		HOME		0- 0		0- 0		0- 0										
0- 5		0- 0		0- 1		AWAY		0- 1		0- 0		0- 3										
5- 6		0- 0		0- 0		NEUTRAL		0- 0		0- 1		5- 5										
7- 7		0- 0		0- 0		CONFERENCE		0- 0		0- 1		7- 6										
4- 2		0- 0		0- 0		HOME		0- 0		0- 0		4- 2										
3- 5		0- 0		0- 0		AWAY		0- 0		0- 1		3- 4										
0- 0		0- 0		0- 0		NEUTRAL		0- 0		0- 0		0- 0										
RPI	S	Opponent		Score		RPI	S	Opponent		Score		RPI	S	Opponent		Score						
						42	A	Western Ky.		0	3	70	A	Appalachian St.		0	3	111	A	Murray St.	0	3
																		114	N	UNCW	1	3
																		181	A	Belmont	0	3
																		181	H	Belmont	0	3
																		183	N	Cleveland St.	0	3
																		186	A	East Carolina	0	3
																		188	A	Eastern Ky.	3	2
																		188	H	Eastern Ky.	1	3
																		208	N	Tennessee	0	3
																		219	H	SIUE	3	2
																		224	H	Eastern Ill.	3	1
																		235	A	Southeast Mo. St.	0	3
																		242	N	Gardner-Webb	3	2
																		246	A	Jacksonville St.	1	3
																		257	A	Austin Peay	1	3
																		261	N	USC Upstate	1	3
																		268	N	La.-Monroe	0	3
																		271	N	Morgan St.	0	3
																		273	A	McNeese St.	0	3
																		285	A	Tennessee St.	3	2
																		285	H	Tennessee St.	3	1
																		294	A	Wofford	0	3
																		303	A	Morehead St.	3	1
																		303	H	Morehead St.	3	0
																		315	N	Prairie View	3	0
																		316	N	Norfolk St.	3	2
																		329	N	N.C. A&T	3	1
				LAST 10 GAMES																		
						181	A	Belmont		0	3	188	H	Eastern Ky.		1	3	303	A	Morehead St.	3	1
						285	A	Tennessee St.		3	2	188	A	Eastern Ky.		3	2	303	H	Morehead St.	3	0
						111	A	Murray St.		0	3	303	A	Morehead St.		3	1	315	N	Prairie View	3	0
						257	A	Austin Peay		1	3	285	H	Tennessee St.		3	1	316	N	Norfolk St.	3	2
						303	H	Morehead St.		3	0	181	H	Belmont		0	3	329	N	N.C. A&T	3	1

Non-Div. I Games:

Tennessee Tech

RPI	S	Opponent	Score	
333	N	Alcorn	3	0

Tennessee Tech

T
e
n
n
e
s
s
e
e
T
e
c
h

T
e
n
n
e
s
s
e
e
T
e
c
h

Average RPI Win: 301		WON-LOST	WINNING	LAST 10	STRENGTH OF		OPP. STRENGTH	TEAM	ADJ	CONF.	ADJ CONF.
Average RPI Loss: 187		RECORD	PCT. RANK	GAMES	SCHEDULE		OF SCHEDULE	RPI	RPI	RPI	RPI
DIV. I ONLY		9- 18	.33333	251	3- 7		289	282	290	.36994	289
DIV. I NON-CONF.		4- 9	.30769	256	0- 0		225	285	272	.40651	269
TOTALS		RPI 1-25	RPI 26-50		W-L RECORDS		RPI 51-100		RPI 101-150		RPI 150+
9- 18	0- 0	0- 0		OVERALL		0- 2		0- 3		9- 13	
4- 3	0- 0	0- 0		HOME		0- 0		0- 1		4- 2	
1- 10	0- 0	0- 0		AWAY		0- 0		0- 2		1- 8	
4- 5	0- 0	0- 0		NEUTRAL		0- 2		0- 0		4- 3	
4- 9	0- 0	0- 0		NON-CONFERENCE		0- 2		0- 1		4- 6	
0- 0	0- 0	0- 0		HOME		0- 0		0- 0		0- 0	
0- 4	0- 0	0- 0		AWAY		0- 0		0- 1		0- 3	
4- 5	0- 0	0- 0		NEUTRAL		0- 2		0- 0		4- 3	
5- 9	0- 0	0- 0		CONFERENCE		0- 0		0- 2		5- 7	
4- 3	0- 0	0- 0		HOME		0- 0		0- 1		4- 2	
1- 6	0- 0	0- 0		AWAY		0- 0		0- 1		1- 5	
0- 0	0- 0	0- 0		NEUTRAL		0- 0		0- 0		0- 0	
RPI S	Opponent	Score	RPI S	Opponent	Score	RPI S	Opponent	Score	RPI S	Opponent	Score
						87 N	Memphis	0 3	115 A	Central Ark.	0 3
						94 N	Dayton	0 3	137 H	Stephen F. Austin	0 3
									140 A	La.-Lafayette	0 3
									159 A	Southern Miss.	1 3
									159 N	Southern Miss.	0 3
									172 A	A&M-Corpus Christi	0 3
									173 H	Sam Houston St.	1 3
									193 N	Charlotte	2 3
									194 A	North Florida	1 3
									205 A	Houston Baptist	1 3
									211 N	South Ala.	0 3
									245 A	Mississippi St.	0 3
									247 H	Northwestern St.	3 0
									255 A	Incarnate Word	2 3
									259 H	Southeastern La.	2 3
									273 A	McNeese St.	0 3
									286 H	Lamar	3 1
									291 N	UNC Asheville	3 0
									296 A	Abilene Christian	1 3
									296 H	Abilene Christian	3 2
									312 N	Southern U.	3 0
									318 N	Alabama A&M	3 1
									319 N	Ark.-Pine Bluff	3 0
									320 A	New Orleans	3 1
									320 H	New Orleans	3 0
LAST 10 GAMES											
						296 A	Abilene Christian	1 3	205 A	Houston Baptist	1 3
						255 A	Incarnate Word	2 3	172 A	A&M-Corpus Christi	0 3
						320 H	New Orleans	3 0	273 A	McNeese St.	0 3
						259 H	Southeastern La.	2 3	115 A	Central Ark.	0 3
						296 H	Abilene Christian	3 2	320 A	New Orleans	3 1

Non-Div. I Games:

Nicholls St.

Average RPI Win:		319	WON-LOST RECORD		WINNING PCT. RANK		LAST 10 GAMES		STRENGTH OF SCHEDULE		OPP. STRENGTH OF SCHEDULE		TEAM RPI		ADJ RPI		CONF. RPI		ADJ CONF. RPI	
Average RPI Loss:		135																		
DIV. I ONLY			2- 21		.08696 321		0- 10		126		210		295		.36867 290		8		8	
DIV. I NON-CONF.			2- 10		.16667 293		0- 0		125		294		275		.39367 280		7		7	
TOTALS		RPI 1-25		RPI 26-50		W-L RECORDS		RPI 51-100		RPI 101-150		RPI 150+								
2- 21		0- 0		0- 4		OVERALL		0- 2		0- 7		2- 8								
0- 6		0- 0		0- 1		HOME		0- 0		0- 3		0- 2								
0- 10		0- 0		0- 2		AWAY		0- 2		0- 3		0- 3								
2- 5		0- 0		0- 1		NEUTRAL		0- 0		0- 1		2- 3								
2- 10		0- 0		0- 1		NON-CONFERENCE		0- 2		0- 2		2- 5								
0- 0		0- 0		0- 0		HOME		0- 0		0- 0		0- 0								
0- 5		0- 0		0- 0		AWAY		0- 2		0- 1		0- 2								
2- 5		0- 0		0- 1		NEUTRAL		0- 0		0- 1		2- 3								
0- 11		0- 0		0- 3		CONFERENCE		0- 0		0- 5		0- 3								
0- 6		0- 0		0- 1		HOME		0- 0		0- 3		0- 2								
0- 5		0- 0		0- 2		AWAY		0- 0		0- 2		0- 1								
0- 0		0- 0		0- 0		NEUTRAL		0- 0		0- 0		0- 0								
RPI	S	Opponent			Score		RPI	S	Opponent			Score		RPI	S	Opponent			Score	
					26	A	Long Beach St.	0	3	55	A	UNLV	0	3	104	N	Idaho St.	1	3	
					30	H	Hawaii	0	3	55	A	UNLV	1	3	112	A	Northern Ariz.	1	3	
					38	A	CSUN	1	3						113	H	UC Irvine	0	3	
					42	N	Western Ky.	0	3						119	A	UC Santa Barbara	0	3	
															119	H	UC Santa Barbara	0	3	
															141	A	UC Davis	0	3	
															141	H	UC Davis	0	3	
															191	A	Utah Valley	2	3	
															195	A	Cal Poly	1	3	
															195	H	Cal Poly	2	3	
															217	A	Southern Utah	0	3	
															218	H	Cal St. Fullerton	1	3	
															227	N	Grand Canyon	1	3	
															231	N	Portland	2	3	
															275	N	Albany (NY)	2	3	
															304	N	UMES	3	1	
															334	N	Savannah St.	3	0	
				LAST 10 GAMES																
					141	H	UC Davis	0	3					218	H	Cal St. Fullerton	1	3		
					119	H	UC Santa Barbara	0	3					113	H	UC Irvine	0	3		
					195	H	Cal Poly	2	3					141	A	UC Davis	0	3		
					38	A	CSUN	1	3					195	A	Cal Poly	1	3		
					26	A	Long Beach St.	0	3					119	A	UC Santa Barbara	0	3		

Non-Div. I Games:

UC Riverside

Average RPI Win: 255		WON-LOST	WINNING	LAST 10	STRENGTH OF		OPP. STRENGTH	TEAM	ADJ	CONF.	ADJ CONF.
Average RPI Loss: 174		RECORD	PCT. RANK	GAMES	SCHEDULE		OF SCHEDULE	RPI	RPI	RPI	RPI
DIV. I ONLY		7- 21	.25	280	4- 6		240	243	286	.36704	291
DIV. I NON-CONF.		4- 12	.25	275	1- 0		293	252	299	.36224	297
TOTALS		RPI 1-25	RPI 26-50		W-L RECORDS		RPI 51-100		RPI 101-150		RPI 150+
7- 21	0- 0	0- 1		OVERALL		0- 4		0- 3		7- 13	
2- 7	0- 0	0- 0		HOME		0- 1		0- 2		2- 4	
4- 8	0- 0	0- 0		AWAY		0- 1		0- 1		4- 6	
1- 6	0- 0	0- 1		NEUTRAL		0- 2		0- 0		1- 3	
4- 12	0- 0	0- 1		NON-CONFERENCE		0- 3		0- 1		4- 7	
1- 1	0- 0	0- 0		HOME		0- 0		0- 0		1- 1	
2- 5	0- 0	0- 0		AWAY		0- 1		0- 1		2- 3	
1- 6	0- 0	0- 1		NEUTRAL		0- 2		0- 0		1- 3	
3- 9	0- 0	0- 0		CONFERENCE		0- 1		0- 2		3- 6	
1- 6	0- 0	0- 0		HOME		0- 1		0- 2		1- 3	
2- 3	0- 0	0- 0		AWAY		0- 0		0- 0		2- 3	
0- 0	0- 0	0- 0		NEUTRAL		0- 0		0- 0		0- 0	
RPI S	Opponent	Score	RPI S	Opponent	Score	RPI S	Opponent	Score	RPI S	Opponent	Score
			46 N	Purdue	0 3	60 N	Harvard	0 3	101 H	Radford	1 3
						91 N	North Carolina St.	0 3	123 A	Georgia	0 3
						92 H	Coastal Caro.	0 3	135 H	Liberty	1 3
						96 A	Clemson	0 3	166 A	Winthrop	1 3
									166 H	Winthrop	3 2
									176 A	Jacksonville	0 3
									185 A	Presbyterian	3 2
									185 H	Presbyterian	2 3
									187 H	Western Caro.	0 3
									192 A	High Point	0 3
									194 A	North Florida	0 3
									212 A	Campbell	3 1
									236 N	Troy	0 3
									242 A	Gardner-Webb	2 3
									242 H	Gardner-Webb	2 3
									250 A	Kennesaw St.	2 3
									261 N	USC Upstate	1 3
									272 N	Elon	3 2
									289 N	Nicholls St.	0 3
									294 H	Wofford	3 1
									299 H	Charleston So.	1 3
									327 A	N.C. Central	3 0
									332 A	South Carolina St.	3 0
			LAST 10 GAMES								
			166 H	Winthrop	3 2	299 H	Charleston So.	1 3			
			185 H	Presbyterian	2 3	332 A	South Carolina St.	3 0			
			212 A	Campbell	3 1	242 H	Gardner-Webb	2 3			
			192 A	High Point	0 3	185 A	Presbyterian	3 2			
			92 H	Coastal Caro.	0 3	166 A	Winthrop	1 3			

Non-Div. I Games:

UNC Asheville

Average RPI Win:	243	WON-LOST	WINNING	LAST 10	STRENGTH OF	OPP. STRENGTH	TEAM	ADJ	CONF.	ADJ CONF.	
Average RPI Loss:	177	RECORD	PCT. RANK	GAMES	SCHEDULE	OF SCHEDULE	RPI	RPI	RPI	RPI	
DIV. I ONLY	7- 22	.24138	285	2- 8	211	249	282	.36702	292	22	22
DIV. I NON-CONF.	4- 11	.26667	272	1- 1	182	281	270	.39985	274	19	19
<hr/>											
TOTALS	RPI 1-25	RPI 26-50		W-L RECORDS		RPI 51-100		RPI 101-150		RPI 150+	
7- 22	0- 0	0- 0		OVERALL		0- 3		1- 6		6- 13	
2- 5	0- 0	0- 0		HOME		0- 0		1- 2		1- 3	
3- 10	0- 0	0- 0		AWAY		0- 1		0- 4		3- 5	
2- 7	0- 0	0- 0		NEUTRAL		0- 2		0- 0		2- 5	
<hr/>											
4- 11	0- 0	0- 0		NON-CONFERENCE		0- 3		0- 1		4- 7	
0- 0	0- 0	0- 0		HOME		0- 0		0- 0		0- 0	
2- 4	0- 0	0- 0		AWAY		0- 1		0- 1		2- 2	
2- 7	0- 0	0- 0		NEUTRAL		0- 2		0- 0		2- 5	
<hr/>											
3- 11	0- 0	0- 0		CONFERENCE		0- 0		1- 5		2- 6	
2- 5	0- 0	0- 0		HOME		0- 0		1- 2		1- 3	
1- 6	0- 0	0- 0		AWAY		0- 0		0- 3		1- 3	
0- 0	0- 0	0- 0		NEUTRAL		0- 0		0- 0		0- 0	
<hr/>											
RPI S	Opponent	Score	RPI S	Opponent	Score	RPI S	Opponent	Score	RPI S	Opponent	Score
						57 A	Wyoming	0 3	102 H	Northern Colo.	3 1
						72 N	Gonzaga	0 3	104 A	Idaho St.	0 3
						84 N	Furman	2 3	106 A	Texas Tech	2 3
									112 A	Northern Ariz.	0 3
									112 H	Northern Ariz.	0 3
									128 H	North Dakota	0 3
									145 A	Idaho	0 3
									158 N	Marist	0 3
									191 A	Utah Valley	3 1
									205 N	Houston Baptist	2 3
									209 A	Portland St.	1 3
									209 H	Portland St.	0 3
									214 A	Air Force	1 3
									214 N	Air Force	3 1
									217 A	Southern Utah	0 3
									217 H	Southern Utah	2 3
									227 A	Grand Canyon	2 3
									228 A	Eastern Wash.	0 3
									252 N	UMBC	2 3
									254 H	Montana	2 3
									284 A	Sacramento St.	3 2
									284 H	Sacramento St.	3 2
									295 N	South Dakota St.	0 3
									296 N	Abilene Christian	0 3
									304 A	UMES	3 1
									325 N	Fairleigh Dickinson	3 1
<hr/>											
			LAST 10 GAMES								
			209 H	Portland St.	0 3	228 A	Eastern Wash.	0 3			
			284 H	Sacramento St.	3 2	145 A	Idaho	0 3			
			227 A	Grand Canyon	2 3	217 H	Southern Utah	2 3			
			112 A	Northern Ariz.	0 3	112 H	Northern Ariz.	0 3			
			217 A	Southern Utah	0 3	191 A	Utah Valley	3 1			

Non-Div. I Games:

Weber St.

Average RPI Win:	295	WON-LOST RECORD	WINNING PCT. RANK	LAST 10 GAMES	STRENGTH OF SCHEDULE	OPP. STRENGTH OF SCHEDULE	TEAM RPI	ADJ RPI	CONF. RPI	ADJ CONF. RPI	
DIV. I ONLY		11- 15	.42308 213	5- 5	317	297	294	.36597 293	30	30	
DIV. I NON-CONF.		4- 10	.28571 265	0- 0	308	274	303	.36099 299	29	30	
<hr/>											
TOTALS	RPI 1-25	RPI 26-50		W-L RECORDS	RPI 51-100		RPI 101-150		RPI 150+		
11- 15	0- 0	0- 0		OVERALL	0- 3		0- 1		11- 11		
6- 5	0- 0	0- 0		HOME	0- 1		0- 0		6- 4		
3- 4	0- 0	0- 0		AWAY	0- 1		0- 0		3- 3		
2- 6	0- 0	0- 0		NEUTRAL	0- 1		0- 1		2- 4		
<hr/>											
4- 10	0- 0	0- 0		NON-CONFERENCE	0- 2		0- 1		4- 7		
1- 3	0- 0	0- 0		HOME	0- 0		0- 0		1- 3		
1- 1	0- 0	0- 0		AWAY	0- 1		0- 0		1- 0		
2- 6	0- 0	0- 0		NEUTRAL	0- 1		0- 1		2- 4		
<hr/>											
7- 5	0- 0	0- 0		CONFERENCE	0- 1		0- 0		7- 4		
5- 2	0- 0	0- 0		HOME	0- 1		0- 0		5- 1		
2- 3	0- 0	0- 0		AWAY	0- 0		0- 0		2- 3		
0- 0	0- 0	0- 0		NEUTRAL	0- 0		0- 0		0- 0		
<hr/>											
RPI S	Opponent	Score	RPI S	Opponent	Score	RPI S	Opponent	Score	RPI S	Opponent	Score
						63 N	Seton Hall	0 3	136 N	Oakland	1 3
						66 H	LIU Brooklyn	0 3	151 H	Youngstown St.	1 3
						90 A	West Virginia	1 3	167 N	Kent St.	1 3
									213 N	IPFW	0 3
									215 N	Dartmouth	1 3
									225 A	Robert Morris	0 3
									225 H	Robert Morris	2 3
									254 N	Montana	3 1
									265 H	George Mason	1 3
									267 N	Louisiana Tech	2 3
									270 A	Central Conn. St.	3 1
									270 H	Central Conn. St.	3 0
									271 H	Morgan St.	3 1
									283 A	Sacred Heart	3 2
									283 H	Sacred Heart	3 2
									309 A	Bryant	2 3
									309 H	Bryant	3 1
									323 A	Loyola Maryland	3 0
									323 H	Loyola Maryland	0 3
									324 H	St. Francis Brooklyn	3 0
			325 A	Fairleigh Dickinson	1 3						
			325 H	Fairleigh Dickinson	3 0						
			328 N	Quinnipiac	3 1						
			LAST 10 GAMES								
			225 A	Robert Morris	0 3	324 H	St. Francis Brooklyn	3 0			
			270 H	Central Conn. St.	3 0	66 H	LIU Brooklyn	0 3			
			309 H	Bryant	3 1	225 H	Robert Morris	2 3			
			325 A	Fairleigh Dickinson	1 3	270 A	Central Conn. St.	3 1			
			283 A	Sacred Heart	3 2	309 A	Bryant	2 3			

Non-Div. I Games:

Saint Francis (PA)

Average RPI Win: 298		WON-LOST	WINNING	LAST 10	STRENGTH OF		OPP. STRENGTH	TEAM	ADJ	CONF.	ADJ CONF.
Average RPI Loss: 187		RECORD	PCT. RANK	GAMES	SCHEDULE		OF SCHEDULE	RPI	RPI	RPI	RPI
DIV. I ONLY		11- 19	.36667	235	3- 7		302	293	293	.36363	294
DIV. I NON-CONF.		7- 9	.4375	205	1- 0		327	323	309	.35458	305
TOTALS		RPI 1-25	RPI 26-50		W-L RECORDS		RPI 51-100		RPI 101-150		RPI 150+
11- 19	0- 0	0- 0		OVERALL		0- 3		0- 3		11- 13	
5- 7	0- 0	0- 0		HOME		0- 1		0- 1		5- 5	
3- 7	0- 0	0- 0		AWAY		0- 2		0- 1		3- 4	
3- 5	0- 0	0- 0		NEUTRAL		0- 0		0- 1		3- 4	
7- 9	0- 0	0- 0		NON-CONFERENCE		0- 1		0- 2		7- 6	
3- 1	0- 0	0- 0		HOME		0- 0		0- 0		3- 1	
1- 3	0- 0	0- 0		AWAY		0- 1		0- 1		1- 1	
3- 5	0- 0	0- 0		NEUTRAL		0- 0		0- 1		3- 4	
4- 10	0- 0	0- 0		CONFERENCE		0- 2		0- 1		4- 7	
2- 6	0- 0	0- 0		HOME		0- 1		0- 1		2- 4	
2- 4	0- 0	0- 0		AWAY		0- 1		0- 0		2- 3	
0- 0	0- 0	0- 0		NEUTRAL		0- 0		0- 0		0- 0	
RPI S	Opponent	Score	RPI S	Opponent	Score	RPI S	Opponent	Score	RPI S	Opponent	Score
						84 A Furman		0 3	120 N Valparaíso		1 3
						84 H Furman		0 3	148 A Wake Forest		0 3
						96 A Clemson		0 3	149 H Samford		0 3
									156 A UNC Greensboro		2 3
									156 H UNC Greensboro		1 3
									184 A East Tenn. St.		0 3
									184 H East Tenn. St.		1 3
									185 N Presbyterian		1 3
									187 A Western Caro.		0 3
									187 H Western Caro.		3 2
									212 N Campbell		0 3
									234 N William & Mary		3 2
									242 N Gardner-Webb		1 3
									243 H Chattanooga		1 3
									261 H USC Upstate		2 3
									281 A Mercer		3 0
									281 H Mercer		2 3
									285 N Tennessee St.		1 3
									288 H Tennessee Tech		3 0
									291 A UNC Asheville		1 3
									317 A Citadel		3 0
									317 H Citadel		3 0
									327 A N.C. Central		3 0
									327 N N.C. Central		3 0
									329 H N.C. A&T		3 0
									332 H South Carolina St.		3 0
									334 N Savannah St.		3 0

Average RPI Win: 303		WON-LOST RECORD		WINNING PCT. RANK		LAST 10 GAMES		STRENGTH OF SCHEDULE		OPP. STRENGTH OF SCHEDULE		TEAM RPI		ADJ RPI		CONF. RPI		ADJ CONF. RPI	
DIV. I ONLY		6- 24		.2 305		0- 10		225		256		296		.36217		295		21	
DIV. I NON-CONF.		6- 11		.35294 243		0- 1		222		291		258		.41461		264		20	
TOTALS		RPI 1-25		RPI 26-50		W-L RECORDS		RPI 51-100		RPI 101-150		RPI 150+							
6- 24		0- 1		0- 0		OVERALL		0- 6		0- 3		6- 14							
1- 13		0- 0		0- 0		HOME		0- 5		0- 3		1- 5							
2- 8		0- 1		0- 0		AWAY		0- 1		0- 0		2- 6							
3- 3		0- 0		0- 0		NEUTRAL		0- 0		0- 0		3- 3							
6- 11		0- 1		0- 0		NON-CONFERENCE		0- 3		0- 3		6- 4							
1- 7		0- 0		0- 0		HOME		0- 3		0- 3		1- 1							
2- 1		0- 1		0- 0		AWAY		0- 0		0- 0		2- 0							
3- 3		0- 0		0- 0		NEUTRAL		0- 0		0- 0		3- 3							
0- 13		0- 0		0- 0		CONFERENCE		0- 3		0- 0		0- 10							
0- 6		0- 0		0- 0		HOME		0- 2		0- 0		0- 4							
0- 7		0- 0		0- 0		AWAY		0- 1		0- 0		0- 6							
0- 0		0- 0		0- 0		NEUTRAL		0- 0		0- 0		0- 0							
RPI	S	Opponent		Score		RPI	S	Opponent		Score		RPI	S	Opponent		Score			
16	A	Kansas St.		0 3								73	H	UNI		1 3			
												78	H	South Dakota		0 3			
												82	H	Iowa		0 3			
												97	H	UMKC		0 3			
												98	A	Denver		0 3			
												98	H	Denver		1 3			
												120	H	Valparaiso		0 3			
												128	H	North Dakota		0 3			
												137	H	Stephen F. Austin		2 3			
												162	A	North Dakota St.		0 3			
												162	H	North Dakota St.		2 3			
												165	A	IUPUI		0 3			
												165	H	IUPUI		0 3			
												182	A	Oral Roberts		0 3			
												213	A	IPFW		0 3			
												213	H	IPFW		0 3			
												224	H	Eastern Ill.		0 3			
												227	N	Grand Canyon		0 3			
												238	A	Omaha		0 3			
												238	H	Omaha		1 3			
												251	H	FIU		3 2			
												252	N	UMBC		0 3			
												274	A	Western Ill.		0 3			
												292	N	Weber St.		3 0			
												304	A	UMES		3 0			
												313	N	San Jose St.		2 3			
												322	A	Chicago St.		3 2			
												325	N	UMass Lowell		3 2			
												325	N	Fairleigh Dickinson		3 0			
LAST 10 GAMES																			
						213	A	IPFW		0 3		73	H	UNI		1 3			
						238	A	Omaha		0 3		238	H	Omaha		1 3			
						165	H	IUPUI		0 3		78	H	South Dakota		0 3			
						162	A	North Dakota St.		0 3		274	A	Western Ill.		0 3			
						98	A	Denver		0 3		165	A	IUPUI		0 3			

Non-Div. I Games:

South Dakota St.

Average RPI Win: 291		WON-LOST	WINNING	LAST 10	STRENGTH OF		OPP. STRENGTH	TEAM	ADJ	CONF.	ADJ CONF.
Average RPI Loss: 172		RECORD	PCT. RANK	GAMES	SCHEDULE		OF SCHEDULE	RPI	RPI	RPI	RPI
DIV. I ONLY		6- 22	.21429	298	4- 6		253	237	297	.3589	296
DIV. I NON-CONF.		2- 11	.15385	300	0- 1		165	140	277	.40288	272
TOTALS		RPI 1-25	RPI 26-50		W-L RECORDS		RPI 51-100		RPI 101-150		RPI 150+
6- 22	0- 0	0- 0		OVERALL		0- 3		0- 7		6- 12	
2- 5	0- 0	0- 0		HOME		0- 1		0- 1		2- 3	
2- 12	0- 0	0- 0		AWAY		0- 2		0- 5		2- 5	
2- 5	0- 0	0- 0		NEUTRAL		0- 0		0- 1		2- 4	
2- 11	0- 0	0- 0		NON-CONFERENCE		0- 3		0- 5		2- 3	
0- 1	0- 0	0- 0		HOME		0- 1		0- 0		0- 0	
0- 6	0- 0	0- 0		AWAY		0- 2		0- 4		0- 0	
2- 4	0- 0	0- 0		NEUTRAL		0- 0		0- 1		2- 3	
4- 11	0- 0	0- 0		CONFERENCE		0- 0		0- 2		4- 9	
2- 4	0- 0	0- 0		HOME		0- 0		0- 1		2- 3	
2- 6	0- 0	0- 0		AWAY		0- 0		0- 1		2- 5	
0- 1	0- 0	0- 0		NEUTRAL		0- 0		0- 0		0- 1	
RPI S	Opponent	Score	RPI S	Opponent	Score	RPI S	Opponent	Score	RPI S	Opponent	Score
						58 A	Baylor	0 3	106 A	Texas Tech	0 3
						74 H	Texas-Arlington	0 3	115 H	Central Ark.	2 3
						81 A	TCU	1 3	124 A	North Texas	1 3
									124 N	North Texas	0 3
									127 A	Texas St.	0 3
									137 A	Stephen F. Austin	0 3
									140 A	La.-Lafayette	1 3
									172 H	A&M-Corpus Christi	1 3
									172 N	A&M-Corpus Christi	0 3
									173 A	Sam Houston St.	0 3
									191 N	Utah Valley	1 3
									205 H	Houston Baptist	1 3
									214 N	Air Force	0 3
									231 N	Portland	0 3
									247 A	Northwestern St.	2 3
									255 A	Incarnate Word	2 3
									255 H	Incarnate Word	2 3
									259 A	Southeastern La.	3 1
									273 H	McNeese St.	3 1
									286 A	Lamar	2 3
									289 A	Nicholls St.	2 3
									289 H	Nicholls St.	3 1
									292 N	Weber St.	3 0
									311 N	Jackson St.	3 1
									320 A	New Orleans	3 0
LAST 10 GAMES											
						289 H	Nicholls St.	3 1	259 A	Southeastern La.	3 1
						273 H	McNeese St.	3 1	320 A	New Orleans	3 0
						255 H	Incarnate Word	2 3	172 H	A&M-Corpus Christi	1 3
						289 A	Nicholls St.	2 3	205 H	Houston Baptist	1 3
						140 A	La.-Lafayette	1 3	173 A	Sam Houston St.	0 3

Non-Div. I Games:

Abilene Christian

Average RPI Win: 264		WON-LOST RECORD		WINNING PCT. RANK		LAST 10 GAMES		STRENGTH OF SCHEDULE		OPP. STRENGTH OF SCHEDULE		TEAM RPI		ADJ RPI		CONF. RPI		ADJ CONF. RPI	
DIV. I ONLY		2- 24		.07692 324		2- 8		115		251		298		.35839 297		19		19	
DIV. I NON-CONF.		0- 14		0 318		0- 1		126		275		311		.34524 311		21		21	
TOTALS		RPI 1-25		RPI 26-50		W-L RECORDS		RPI 51-100		RPI 101-150		RPI 150+							
2- 24		0- 0		0- 1		OVERALL		0- 4		0- 6		2- 13							
2- 6		0- 0		0- 0		HOME		0- 1		0- 1		2- 4							
0- 12		0- 0		0- 0		AWAY		0- 3		0- 4		0- 5							
0- 6		0- 0		0- 1		NEUTRAL		0- 0		0- 1		0- 4							
0- 14		0- 0		0- 1		NON-CONFERENCE		0- 1		0- 3		0- 9							
0- 3		0- 0		0- 0		HOME		0- 0		0- 0		0- 3							
0- 5		0- 0		0- 0		AWAY		0- 1		0- 2		0- 2							
0- 6		0- 0		0- 1		NEUTRAL		0- 0		0- 1		0- 4							
2- 10		0- 0		0- 0		CONFERENCE		0- 3		0- 3		2- 4							
2- 3		0- 0		0- 0		HOME		0- 1		0- 1		2- 1							
0- 7		0- 0		0- 0		AWAY		0- 2		0- 2		0- 3							
0- 0		0- 0		0- 0		NEUTRAL		0- 0		0- 0		0- 0							
RPI	S	Opponent		Score		RPI	S	Opponent		Score		RPI	S	Opponent		Score			
						44	N	SMU	0	3			63	A	Seton Hall	0	3		
													67	H	VCU	0	3		
													71	A	George Washington	0	3		
													94	A	Dayton	0	3		
													103	A	Hofstra	0	3		
													123	N	Georgia	1	3		
													132	A	San Francisco	0	3		
													139	A	Saint Louis	0	3		
													146	A	Duquesne	0	3		
													146	H	Duquesne	0	3		
													155	A	Rhode Island	0	3		
													155	H	Rhode Island	0	3		
													190	H	Northeastern	0	3		
													199	A	Lehigh	0	3		
													204	N	Middle Tenn.	0	3		
													215	N	Dartmouth	0	3		
													221	A	Stony Brook	0	3		
													232	N	Siena	0	3		
													240	H	Rider	2	3		
													258	A	La Salle	2	3		
													258	H	La Salle	3	0		
													265	A	George Mason	0	3		
													269	H	Davidson	3	1		
													283	N	Sacred Heart	2	3		
													325	H	Fairleigh Dickinson	1	3		
						LAST 10 GAMES													
						155	A	Rhode Island	0	3	139	A	Saint Louis	0	3				
						146	A	Duquesne	0	3	94	A	Dayton	0	3				
						258	A	La Salle	2	3	155	H	Rhode Island	0	3				
						67	H	VCU	0	3	199	A	Lehigh	0	3				
						269	H	Davidson	3	1	258	H	La Salle	3	0				

Non-Div. I Games:

Fordham

Non-Div. I Games:

DePaul

Average RPI Win:	324	WON-LOST RECORD	WINNING PCT. RANK	LAST 10 GAMES	STRENGTH OF SCHEDULE	OPP. STRENGTH OF SCHEDULE	TEAM RPI	ADJ RPI	CONF. RPI	ADJ CONF. RPI			
DIV. I ONLY		10- 20	.33333	251	2- 7	312	305	303	.35286	299	20	21	
DIV. I NON-CONF.		9- 9	.5	163	1- 0	333	331	313	.35382	307	22	22	
<hr/>													
TOTALS	RPI 1-25	RPI 26-50		W-L RECORDS		RPI 51-100		RPI 101-150		RPI 150+			
10- 20	0- 0	0- 0		OVERALL		0- 2		0- 5		10- 13			
3- 8	0- 0	0- 0		HOME		0- 1		0- 3		3- 4			
5- 8	0- 0	0- 0		AWAY		0- 1		0- 2		5- 5			
2- 4	0- 0	0- 0		NEUTRAL		0- 0		0- 0		2- 4			
9- 9	0- 0	0- 0		NON-CONFERENCE		0- 0		0- 3		9- 6			
3- 3	0- 0	0- 0		HOME		0- 0		0- 1		3- 2			
4- 2	0- 0	0- 0		AWAY		0- 0		0- 2		4- 0			
2- 4	0- 0	0- 0		NEUTRAL		0- 0		0- 0		2- 4			
1- 11	0- 0	0- 0		CONFERENCE		0- 2		0- 2		1- 7			
0- 5	0- 0	0- 0		HOME		0- 1		0- 2		0- 2			
1- 6	0- 0	0- 0		AWAY		0- 1		0- 0		1- 5			
0- 0	0- 0	0- 0		NEUTRAL		0- 0		0- 0		0- 0			
<hr/>													
RPI	S	Opponent	Score	RPI	S	Opponent	Score	RPI	S	Opponent	Score		
				92 A Coastal Caro.				0	3	101 H Radford	1	3	
				92 H Coastal Caro.				1	3	109 H Col. of Charleston	0	3	
								131 A James Madison				1	3
								135 H Liberty				1	3
								144 A Cincinnati				1	3
								157 N Villanova				0	3
								166 A Winthrop				0	3
								166 H Winthrop				1	3
								171 N Stetson				1	3
								176 H Jacksonville				0	3
								185 A Presbyterian				0	3
								185 H Presbyterian				1	3
								192 A High Point				0	3
								212 A Campbell				2	3
								242 A Gardner-Webb				0	3
								244 N Central Mich.				0	3
								261 H USC Upstate				1	3
								285 N Tennessee St.				0	3
								291 A UNC Asheville				3	1
								316 N Norfolk St.				3	1
				317 A Citadel				3	1				
				327 A N.C. Central				3	0				
				327 H N.C. Central				3	1				
				329 N N.C. A&T				3	0				
				332 A South Carolina St.				3	0				
				332 H South Carolina St.				3	0				
				334 A Savannah St.				3	0				

Non-Div. I Games:	Columbia (SC)	3	0
-------------------	---------------	---	---

Charleston So.

RPI	S	Opponent	Score	
334	H	Savannah St.	3	0

Charleston So.

C
h
a
r
l
e
s
t
o
n
S
o
.

C
h
a
r
l
e
s
t
o
n
S
o
.

Average RPI Win: 273		WON-LOST	WINNING	LAST 10	STRENGTH OF		OPP. STRENGTH	TEAM	ADJ	CONF.	ADJ CONF.
Average RPI Loss: 213		RECORD	PCT. RANK	GAMES	SCHEDULE		OF SCHEDULE	RPI	RPI	RPI	RPI
DIV. I ONLY		8- 19	.2963	265	5- 5		258	292	289	.35185	300
DIV. I NON-CONF.		2- 14	.125	306	0- 0		223	264	307	.33937	314
TOTALS		RPI 1-25	RPI 26-50		W-L RECORDS		RPI 51-100		RPI 101-150		RPI 150+
8- 19		0- 1	0- 1		OVERALL		0- 1		0- 1		8- 15
4- 2		0- 0	0- 0		HOME		0- 0		0- 0		4- 2
4- 7		0- 0	0- 1		AWAY		0- 0		0- 0		4- 6
0- 10		0- 1	0- 0		NEUTRAL		0- 1		0- 1		0- 7
2- 14		0- 1	0- 1		NON-CONFERENCE		0- 1		0- 1		2- 10
0- 0		0- 0	0- 0		HOME		0- 0		0- 0		0- 0
2- 4		0- 0	0- 1		AWAY		0- 0		0- 0		2- 3
0- 10		0- 1	0- 0		NEUTRAL		0- 1		0- 1		0- 7
6- 5		0- 0	0- 0		CONFERENCE		0- 0		0- 0		6- 5
4- 2		0- 0	0- 0		HOME		0- 0		0- 0		4- 2
2- 3		0- 0	0- 0		AWAY		0- 0		0- 0		2- 3
0- 0		0- 0	0- 0		NEUTRAL		0- 0		0- 0		0- 0
RPI S	Opponent	Score		RPI S	Opponent	Score		RPI S	Opponent	Score	
17 N	UCLA	0	3	41 A	Loyola Marymount	0	3	66 N	LIU Brooklyn	0	3
									Oakland	1	3
									201 A Army	1	3
									207 N Drake	1	3
									212 N Campbell	0	3
									221 A Stony Brook	1	3
									221 H Stony Brook	3	1
									229 A New Hampshire	2	3
									229 H New Hampshire	1	3
									232 A Siena	3	0
									240 N Rider	1	3
									252 H UMBC	3	0
									257 N Austin Peay	1	3
									262 A Akron	1	3
									263 A Hartford	2	3
									263 H Hartford	2	3
									275 A Albany (NY)	3	2
									275 H Albany (NY)	3	1
									276 N Holy Cross	1	3
									280 A Cornell	3	0
									304 A UMES	0	3
									306 N Bethune-Cookman	0	3
									309 N Bryant	1	3
									325 A UMass Lowell	3	0
									325 H UMass Lowell	3	0
LAST 10 GAMES				LAST 10 GAMES				LAST 10 GAMES			
				263 A Hartford	2	3		252 H UMBC	3	0	
				221 A Stony Brook	1	3		221 H Stony Brook	3	1	
				229 H New Hampshire	1	3		263 H Hartford	2	3	
				325 H UMass Lowell	3	0		325 A UMass Lowell	3	0	
				275 H Albany (NY)	3	1		229 A New Hampshire	2	3	

Non-Div. I Games:

Binghamton

Average RPI Win: 278		WON-LOST	WINNING	LAST 10	STRENGTH OF		OPP. STRENGTH	TEAM	ADJ		CONF.	ADJ CONF.
Average RPI Loss: 180		RECORD	PCT. RANK	GAMES	SCHEDULE		OF SCHEDULE	RPI	RPI		RPI	RPI
DIV. I ONLY		6- 21	.22222	293	3- 7		260	253	299		24	24
DIV. I NON-CONF.		4- 11	.26667	272	2- 0		277	260	290		23	23
TOTALS		RPI 1-25	RPI 26-50		W-L RECORDS		RPI 51-100		RPI 101-150		RPI 150+	
6- 21	0- 0	0- 0		OVERALL		0- 1		0- 6		6- 14		
3- 8	0- 0	0- 0		HOME		0- 1		0- 3		3- 4		
2- 8	0- 0	0- 0		AWAY		0- 0		0- 1		2- 7		
1- 5	0- 0	0- 0		NEUTRAL		0- 0		0- 2		1- 3		
4- 11	0- 0	0- 0		NON-CONFERENCE		0- 0		0- 4		4- 7		
1- 3	0- 0	0- 0		HOME		0- 0		0- 2		1- 1		
2- 3	0- 0	0- 0		AWAY		0- 0		0- 0		2- 3		
1- 5	0- 0	0- 0		NEUTRAL		0- 0		0- 2		1- 3		
2- 10	0- 0	0- 0		CONFERENCE		0- 1		0- 2		2- 7		
2- 5	0- 0	0- 0		HOME		0- 1		0- 1		2- 3		
0- 5	0- 0	0- 0		AWAY		0- 0		0- 1		0- 4		
0- 0	0- 0	0- 0		NEUTRAL		0- 0		0- 0		0- 0		
RPI S	Opponent	Score	RPI S	Opponent	Score	RPI S	Opponent	Score	RPI S	Opponent	Score	
						97 H UMKC		0 3	106 H Texas Tech		0 3	
									112 H Northern Ariz.		0 3	
									121 A New Mexico St.		0 3	
									121 H New Mexico St.		1 3	
									137 N Stephen F. Austin		1 3	
									147 N Houston		0 3	
									164 A Seattle		0 3	
									164 H Seattle		0 3	
									172 A A&M-Corpus Christi		0 3	
									172 H A&M-Corpus Christi		1 3	
									173 A Sam Houston St.		2 3	
									191 A Utah Valley		0 3	
									191 H Utah Valley		1 3	
									227 A Grand Canyon		1 3	
									227 H Grand Canyon		3 2	
									237 A Bakersfield		0 3	
									237 H Bakersfield		1 3	
									238 N Omaha		1 3	
									245 N Mississippi St.		1 3	
									255 A Incarnate Word		3 1	
									260 A Texas Southern		3 0	
									267 A Louisiana Tech		1 3	
									268 N La.-Monroe		0 3	
									286 H Lamar		3 1	
									320 N New Orleans		3 1	
									322 H Chicago St.		3 1	
LAST 10 GAMES			LAST 10 GAMES									
			121 H New Mexico St.	1 3	227 A Grand Canyon	1 3	268 N La.-Monroe	0 3				
			255 A Incarnate Word	3 1	97 H UMKC	0 3	286 H Lamar	3 1				
			164 H Seattle	0 3	322 H Chicago St.	3 1	320 N New Orleans	3 1				
			191 H Utah Valley	1 3	121 A New Mexico St.	0 3	322 H Chicago St.	3 1				
			237 A Bakersfield	0 3	260 A Texas Southern	3 0						

Non-Div. I Games:

Tex.-Pan American

Average RPI Win:	306	WON-LOST RECORD	WINNING PCT. RANK	LAST 10 GAMES	STRENGTH OF SCHEDULE	OPP. STRENGTH OF SCHEDULE	TEAM RPI	ADJ RPI	CONF. RPI	ADJ CONF. RPI
DIV. I ONLY		5- 23	.17857 312	1- 9	251	235	302	.34626 302	9	9
DIV. I NON-CONF.		4- 10	.28571 265	0- 0	312	326	318	.32905 317	9	9
<hr/>										
TOTALS	RPI 1-25	RPI 26-50		W-L RECORDS	RPI 51-100		RPI 101-150		RPI 150+	
5- 23	0- 2	0- 1		OVERALL	0- 5		0- 2		5- 13	
2- 8	0- 1	0- 0		HOME	0- 3		0- 1		2- 3	
2- 10	0- 1	0- 1		AWAY	0- 1		0- 1		2- 6	
1- 5	0- 0	0- 0		NEUTRAL	0- 1		0- 0		1- 4	
<hr/>										
4- 10	0- 0	0- 0		NON-CONFERENCE	0- 1		0- 0		4- 9	
2- 1	0- 0	0- 0		HOME	0- 0		0- 0		2- 1	
1- 4	0- 0	0- 0		AWAY	0- 0		0- 0		1- 4	
1- 5	0- 0	0- 0		NEUTRAL	0- 1		0- 0		1- 4	
<hr/>										
1- 13	0- 2	0- 1		CONFERENCE	0- 4		0- 2		1- 4	
0- 7	0- 1	0- 0		HOME	0- 3		0- 1		0- 2	
1- 6	0- 1	0- 1		AWAY	0- 1		0- 1		1- 2	
0- 0	0- 0	0- 0		NEUTRAL	0- 0		0- 0		0- 0	
<hr/>										
RPI S Opponent	Score	RPI S Opponent	Score	RPI S Opponent	Score	RPI S Opponent	Score	RPI S Opponent	Score	
23 A Marquette	0 3	31 A Creighton	0 3	56 H Xavier	0 3	142 A St. John's (NY)	0 3			
23 H Marquette	0 3			63 A Seton Hall	0 3	142 H St. John's (NY)	1 3			
				63 H Seton Hall	0 3	157 A Villanova	0 3			
				80 H Butler	0 3	157 H Villanova	0 3			
				90 N West Virginia	0 3	179 A Georgetown	0 3			
						200 A Brown	0 3			
						217 N Southern Utah	0 3			
						220 A Navy	1 3			
						242 N Gardner-Webb	0 3			
						256 A Niagara	1 3			
						263 N Hartford	2 3			
						270 A Central Conn. St.	3 2			
						271 H Morgan St.	1 3			
						298 A DePaul	3 2			
						298 H DePaul	0 3			
						309 A Bryant	0 3			
						310 N NJIT	3 2			
						317 N Citadel	1 3			
						325 H Fairleigh Dickinson	3 1			
						328 H Quinnipiac	3 0			
<hr/>										
LAST 10 GAMES										
23 A Marquette	0 3	31 A Creighton	0 3							
298 A DePaul	3 2	179 A Georgetown	0 3							
63 H Seton Hall	0 3	80 H Butler	0 3							
157 H Villanova	0 3	56 H Xavier	0 3							
142 H St. John's (NY)	1 3	142 A St. John's (NY)	0 3							

Non-Div. I Games:

Providence

[illegible]

Non-Div. I Games:

Morehead St.

UMES

Average RPI Win: 311		WON-LOST RECORD		WINNING PCT. RANK		LAST 10 GAMES		STRENGTH OF SCHEDULE		OPP. STRENGTH OF SCHEDULE		TEAM RPI		ADJ RPI		CONF. RPI		ADJ CONF. RPI	
Average RPI Loss: 217																			
DIV. I ONLY		11- 17		.39286 226		3- 7		323		320		304		.33724 304		31		31	
DIV. I NON-CONF.		4- 9		.30769 256		0- 1		306		296		300		.35536 304		31		31	
TOTALS		RPI 1-25		RPI 26-50		W-L RECORDS		RPI 51-100		RPI 101-150		RPI 150+							
11- 17		0- 0		0- 0		OVERALL		0- 1		0- 0		11- 16							
6- 8		0- 0		0- 0		HOME		0- 0		0- 0		6- 8							
3- 8		0- 0		0- 0		AWAY		0- 1		0- 0		3- 7							
2- 1		0- 0		0- 0		NEUTRAL		0- 0		0- 0		2- 1							
4- 9		0- 0		0- 0		NON-CONFERENCE		0- 1		0- 0		4- 8							
3- 4		0- 0		0- 0		HOME		0- 0		0- 0		3- 4							
0- 4		0- 0		0- 0		AWAY		0- 1		0- 0		0- 3							
1- 1		0- 0		0- 0		NEUTRAL		0- 0		0- 0		1- 1							
7- 8		0- 0		0- 0		CONFERENCE		0- 0		0- 0		7- 8							
3- 4		0- 0		0- 0		HOME		0- 0		0- 0		3- 4							
3- 4		0- 0		0- 0		AWAY		0- 0		0- 0		3- 4							
1- 0		0- 0		0- 0		NEUTRAL		0- 0		0- 0		1- 0							
RPI	S	Opponent	Score	RPI	S	Opponent	Score	RPI	S	Opponent	Score	RPI	S	Opponent	Score				
								77	A	American	0 3	156	A	UNC Greensboro	0 3				
												169	A	Howard	0 3				
												169	H	Howard	0 3				
												170	A	Hampton	1 3				
												170	H	Hampton	0 3				
												186	A	East Carolina	0 3				
												212	H	Campbell	1 3				
												217	A	Southern Utah	0 3				
												240	H	Rider	3 1				
												249	A	Coppin St.	2 3				
												249	H	Coppin St.	2 3				
												252	H	UMBC	0 3				
												271	A	Morgan St.	1 3				
												271	H	Morgan St.	1 3				
												290	N	UC Riverside	1 3				
												292	H	Weber St.	1 3				
												295	H	South Dakota St.	0 3				
												300	H	Binghamton	3 0				
												306	H	Bethune-Cookman	3 0				
												316	A	Norfolk St.	3 1				
												316	H	Norfolk St.	3 0				
												318	N	Alabama A&M	3 1				
												321	A	Delaware St.	3 2				
												321	H	Delaware St.	3 0				
												325	H	Fairleigh Dickinson	3 0				
												329	A	N.C. A&T	3 2				
												334	N	Savannah St.	3 0				
LAST 10 GAMES																			

Non-Div. I Games:

UMES

Average RPI Win:	300	WON-LOST RECORD	WINNING PCT. RANK	LAST 10 GAMES	STRENGTH OF SCHEDULE	OPP. STRENGTH OF SCHEDULE	TEAM RPI	ADJ RPI	CONF. RPI	ADJ CONF. RPI		
DIV. I ONLY		5- 18	.21739	297	3- 7	277	281	307	.3348	305	27	27
DIV. I NON-CONF.		1- 7	.125	306	0- 0	304	235	321	.32876	318	27	27
<hr/>												
TOTALS	RPI 1-25	RPI 26-50		W-L RECORDS		RPI 51-100		RPI 101-150		RPI 150+		
5- 18	0- 0	0- 0		OVERALL		0- 2		0- 1		5- 15		
2- 7	0- 0	0- 0		HOME		0- 1		0- 0		2- 6		
2- 8	0- 0	0- 0		AWAY		0- 1		0- 0		2- 7		
1- 3	0- 0	0- 0		NEUTRAL		0- 0		0- 1		1- 2		
<hr/>												
1- 7	0- 0	0- 0		NON-CONFERENCE		0- 0		0- 1		1- 6		
0- 2	0- 0	0- 0		HOME		0- 0		0- 0		0- 2		
0- 2	0- 0	0- 0		AWAY		0- 0		0- 0		0- 2		
1- 3	0- 0	0- 0		NEUTRAL		0- 0		0- 1		1- 2		
<hr/>												
4- 11	0- 0	0- 0		CONFERENCE		0- 2		0- 0		4- 9		
2- 5	0- 0	0- 0		HOME		0- 1		0- 0		2- 4		
2- 6	0- 0	0- 0		AWAY		0- 1		0- 0		2- 5		
0- 0	0- 0	0- 0		NEUTRAL		0- 0		0- 0		0- 0		
<hr/>												
RPI	S	Opponent	Score	RPI	S	Opponent	Score	RPI	S	Opponent	Score	
						77 A American	0 3			106 N Texas Tech	2 3	
						77 H American	1 3			178 H UConn	1 3	
										199 A Lehigh	0 3	
										199 H Lehigh	0 3	
										201 A Army	2 3	
										201 H Army	1 3	
										216 N Fairfield	1 3	
										218 A Cal St. Fullerton	1 3	
										220 A Navy	2 3	
										220 H Navy	2 3	
										221 N Stony Brook	0 3	
										226 A Colgate	0 3	
										226 H Colgate	1 3	
										230 A Columbia	0 3	
										276 A Holy Cross	1 3	
										276 H Holy Cross	3 1	
										280 H Cornell	0 3	
										283 N Sacred Heart	3 2	
										308 A Lafayette	3 0	
										308 H Lafayette	3 0	
										323 A Loyola Maryland	3 0	
				LAST 10 GAMES								
						199 H Lehigh	0 3			276 A Holy Cross	1 3	
						308 A Lafayette	3 0			226 A Colgate	0 3	
						77 H American	1 3			226 H Colgate	1 3	
						220 H Navy	2 3			323 A Loyola Maryland	3 0	
						201 A Army	2 3			308 H Lafayette	3 0	

Non-Div. I Games:

Bucknell

Average RPI Win:	302	WON-LOST RECORD	WINNING PCT. RANK	LAST 10 GAMES	STRENGTH OF SCHEDULE	OPP. STRENGTH OF SCHEDULE	TEAM RPI	ADJ RPI	CONF. RPI	ADJ CONF. RPI					
Average RPI Loss:	189														
DIV. I ONLY		10- 19	.34483 248	4- 6	316	311	308	.33094 306	31	31					
DIV. I NON-CONF.		2- 16	.11111 312	0- 4	186	201	295	.35313 308	31	31					
<hr/>															
TOTALS	RPI 1-25	RPI 26-50		W-L RECORDS	RPI 51-100		RPI 101-150		RPI 150+						
10- 19	0- 0	0- 0		OVERALL	0- 2		0- 3		10- 14						
5- 4	0- 0	0- 0		HOME	0- 1		0- 0		5- 3						
3- 8	0- 0	0- 0		AWAY	0- 1		0- 1		3- 6						
2- 7	0- 0	0- 0		NEUTRAL	0- 0		0- 2		2- 5						
<hr/>															
2- 16	0- 0	0- 0		NON-CONFERENCE	0- 2		0- 3		2- 11						
0- 4	0- 0	0- 0		HOME	0- 1		0- 0		0- 3						
0- 5	0- 0	0- 0		AWAY	0- 1		0- 1		0- 3						
2- 7	0- 0	0- 0		NEUTRAL	0- 0		0- 2		2- 5						
<hr/>															
8- 3	0- 0	0- 0		CONFERENCE	0- 0		0- 0		8- 3						
5- 0	0- 0	0- 0		HOME	0- 0		0- 0		5- 0						
3- 3	0- 0	0- 0		AWAY	0- 0		0- 0		3- 3						
0- 0	0- 0	0- 0		NEUTRAL	0- 0		0- 0		0- 0						
<hr/>															
RPI S	Opponent	Score	RPI S	Opponent	Score	RPI S	Opponent	Score	RPI S	Opponent	Score				
						64 H	FGCU	1	3	113 N	UC Irvine	0	3		
						69 A	New Mexico	0	3	130 A	Fla. Atlantic	0	3		
												130 N	Fla. Atlantic	0	3
												171 A	Stetson	1	3
												171 H	Stetson	1	3
												171 N	Stetson	0	3
												176 A	Jacksonville	1	3
												176 H	Jacksonville	0	3
												194 A	North Florida	0	3
												194 H	North Florida	1	3
												197 A	Florida A&M	0	3
												197 H	Florida A&M	3	0
												212 N	Campbell	3	2
												222 N	Georgia St.	2	3
												240 N	Rider	1	3
												264 N	Montana St.	1	3
												273 N	McNeese St.	1	3
												300 N	Binghamton	3	0
												304 A	UMES	0	3
												327 A	N.C. Central	3	0
												327 H	N.C. Central	3	2
												329 A	N.C. A&T	2	3
												329 H	N.C. A&T	3	2
												332 A	South Carolina St.	3	2
												332 H	South Carolina St.	3	0
334 A	Savannah St.	3	0												
334 H	Savannah St.	3	0												
<hr/>															
			LAST 10 GAMES												
			197 H Florida A&M			3	0	171 H Stetson			1	3			
			329 A N.C. A&T			2	3	176 H Jacksonville			0	3			
			327 A N.C. Central			3	0	194 H North Florida			1	3			
			332 A South Carolina St.			3	2	197 A Florida A&M			0	3			
			334 A Savannah St.			3	0	64 H FGCU			1	3			
									329 A N.C. A&T			2	3		
									329 H N.C. A&T			3	2		
									332 A South Carolina St.			3	2		
									332 H South Carolina St.			3	0		
									334 A Savannah St.			3	0		
									334 H Savannah St.			3	0		

Non-Div. I Games:

Bethune-Cookman

I
o
n
a

Iona

L
a
f
a
y
e
t
t
e

Lafayette

B
r
y
a
n
t

Bryant

RPI	S	Opponent	Score	
325	H	UMass Lowell	3	1
325	H	Fairleigh Dickinson	3	0

Bryant

B
r
y
a
n
t

B
r
y
a
n
t

Average RPI Win: 305		WON-LOST RECORD	WINNING PCT. RANK		LAST 10 GAMES		STRENGTH OF SCHEDULE		OPP. STRENGTH OF SCHEDULE		TEAM RPI	ADJ RPI		CONF. RPI	ADJ CONF. RPI						
Average RPI Loss: 226																					
DIV. I ONLY			10- 19	.34483 248	4- 6		318		312		309	.31947 310	32	32							
DIV. I NON-CONF.			10- 19	.34483 244	4- 6		315		316		304	.31947 321	32	33							
TOTALS		RPI 1-25		RPI 26-50		W-L RECORDS		RPI 51-100		RPI 101-150		RPI 150+									
10- 19		0- 0		0- 0		OVERALL		0- 0		0- 2		10- 17									
5- 3		0- 0		0- 0		HOME		0- 0		0- 0		5- 3									
4- 8		0- 0		0- 0		AWAY		0- 0		0- 0		4- 7									
1- 8		0- 0		0- 0		NEUTRAL		0- 0		0- 2		1- 6									
10- 19		0- 0		0- 0		NON-CONFERENCE		0- 0		0- 2		10- 17									
5- 3		0- 0		0- 0		HOME		0- 0		0- 0		5- 3									
4- 8		0- 0		0- 0		AWAY		0- 0		0- 0		4- 8									
1- 8		0- 0		0- 0		NEUTRAL		0- 0		0- 2		1- 6									
0- 0		0- 0		0- 0		CONFERENCE		0- 0		0- 0		0- 0									
0- 0		0- 0		0- 0		HOME		0- 0		0- 0		0- 0									
0- 0		0- 0		0- 0		AWAY		0- 0		0- 0		0- 0									
0- 0		0- 0		0- 0		NEUTRAL		0- 0		0- 0		0- 0									
RPI	S	Opponent		Score	RPI	S	Opponent		Score	RPI	S	Opponent		Score	RPI	S	Opponent		Score		
												103	N	Hofstra	0		3				
												144	N	Cincinnati	0		3				
												155	A	Rhode Island	0		3				
												170	H	Hampton	0		3				
												175	N	Rutgers	0		3				
												199	H	Lehigh	0		3				
												201	A	Army	0		3				
												206	N	Manhattan	1		3				
												206	N	Manhattan	0		3				
												225	H	Robert Morris	2		3				
												229	A	New Hampshire	0		3				
												240	A	Rider	0		3				
												249	H	Coppin St.	3		1				
												249	N	Coppin St.	0		3				
												258	A	La Salle	3		1				
												263	N	Hartford	1		3				
												270	A	Central Conn. St.	0		3				
												302	N	Providence	2		3				
												307	H	Iona	3		2				
												308	A	Lafayette	3		0				
												314	A	Saint Peter's	1		3				
					LAST 10 GAMES								314	H	Saint Peter's	3		1			
					249	H	Coppin St.	3	1	307	H	Iona	3	2	321	A	Delaware St.	3	0		
					325	H	Fairleigh Dickinson	3	1	199	H	Lehigh	0	3	321	H	Delaware St.	3	0		
					170	H	Hampton	0	3	201	A	Army	0	3	323	N	Loyola Maryland	3	1		
					240	A	Rider	0	3	225	H	Robert Morris	2	3	324	A	St. Francis Brooklyn	0	3		
					321	H	Delaware St.	3	0	314	A	Saint Peter's	1	3	325	A	Fairleigh Dickinson	3	1		

Non-Div. I Games:

NJIT

RPI	S	Opponent	Score	
325	A	UMass Lowell	1	3
325	H	Fairleigh Dickinson	3	1

NJIT

N
J
I
T

N
J
I
T

Average RPI Win:	319	WON-LOST	WINNING	LAST 10	STRENGTH OF	OPP. STRENGTH	TEAM	ADJ	CONF.	ADJ CONF.	
Average RPI Loss:	210	RECORD	PCT. RANK	GAMES	SCHEDULE	OF SCHEDULE	RPI	RPI	RPI	RPI	
DIV. I ONLY	7- 19	.26923	276	5- 5	309	324	312	.31943	311	33	33
DIV. I NON-CONF.	1- 14	.06667	317	1- 1	158	257	301	.35391	306	33	32
<hr/>											
TOTALS	RPI 1-25	RPI 26-50		W-L RECORDS		RPI 51-100		RPI 101-150		RPI 150+	
7- 19	0- 0	0- 0		OVERALL		0- 4		0- 3		7- 12	
3- 3	0- 0	0- 0		HOME		0- 0		0- 0		3- 3	
4- 7	0- 0	0- 0		AWAY		0- 2		0- 1		4- 4	
0- 9	0- 0	0- 0		NEUTRAL		0- 2		0- 2		0- 5	
<hr/>											
1- 14	0- 0	0- 0		NON-CONFERENCE		0- 4		0- 3		1- 7	
1- 1	0- 0	0- 0		HOME		0- 0		0- 0		1- 1	
0- 4	0- 0	0- 0		AWAY		0- 2		0- 1		0- 1	
0- 9	0- 0	0- 0		NEUTRAL		0- 2		0- 2		0- 5	
<hr/>											
6- 5	0- 0	0- 0		CONFERENCE		0- 0		0- 0		6- 5	
2- 2	0- 0	0- 0		HOME		0- 0		0- 0		2- 2	
4- 3	0- 0	0- 0		AWAY		0- 0		0- 0		4- 3	
0- 0	0- 0	0- 0		NEUTRAL		0- 0		0- 0		0- 0	
<hr/>											
RPI S	Opponent	Score	RPI S	Opponent	Score	RPI S	Opponent	Score	RPI S	Opponent	Score
						68 A	Ole Miss	1 3	124 A	North Texas	0 3
						74 A	Texas-Arlington	0 3	147 N	Houston	0 3
						74 N	Texas-Arlington	0 3	149 N	Samford	0 3
						98 N	Denver	0 3	191 N	Utah Valley	0 3
						255 N	Incarnate Word	0 3			
						259 H	Southeastern La.	0 3			
						260 A	Texas Southern	2 3			
						267 N	Louisiana Tech	0 3			
						267 N	Louisiana Tech	0 3			
						273 A	McNeese St.	1 3			
						273 H	McNeese St.	3 2			
						277 A	Alabama St.	1 3			
						277 H	Alabama St.	0 3			
						296 N	Abilene Christian	1 3			
						312 A	Southern U.	2 3			
						315 A	Prairie View	3 0			
						318 A	Alabama A&M	3 0			
						318 H	Alabama A&M	0 3			
						330 A	Mississippi Val.	3 0			
						331 H	Grambling	3 1			
333 A	Alcorn	3 0									
						333 H	Alcorn	3 0			
						LAST 10 GAMES					
						333 A	Alcorn	3 0	277 H	Alabama St.	0 3
						277 A	Alabama St.	1 3	330 A	Mississippi Val.	3 0
						318 A	Alabama A&M	3 0	259 H	Southeastern La.	0 3
						318 H	Alabama A&M	0 3	273 H	McNeese St.	3 2
333 H	Alcorn	3 0	260 A	Texas Southern	2 3						

Non-Div. I Games:

Jackson St.

Average RPI Win:	325	WON-LOST	WINNING	LAST 10	STRENGTH OF	OPP. STRENGTH	TEAM	ADJ	CONF.	ADJ CONF.	
Average RPI Loss:	243	RECORD	PCT. RANK	GAMES	SCHEDULE	OF SCHEDULE	RPI	RPI	RPI	RPI	
DIV. I ONLY	8- 12	.4	221	6- 4	330	333	316	.31805	312	33	33
DIV. I NON-CONF.	2- 7	.22222	286	1- 0	285	311	310	.35836	301	33	32
<hr/>											
TOTALS	RPI 1-25	RPI 26-50		W-L RECORDS	RPI 51-100		RPI 101-150		RPI 150+		
8- 12	0- 0	0- 0		OVERALL	0- 0		0- 2		8- 10		
5- 3	0- 0	0- 0		HOME	0- 0		0- 0		5- 3		
2- 4	0- 0	0- 0		AWAY	0- 0		0- 1		2- 3		
1- 5	0- 0	0- 0		NEUTRAL	0- 0		0- 1		1- 4		
<hr/>											
2- 7	0- 0	0- 0		NON-CONFERENCE	0- 0		0- 2		2- 5		
1- 0	0- 0	0- 0		HOME	0- 0		0- 0		1- 0		
0- 2	0- 0	0- 0		AWAY	0- 0		0- 1		0- 1		
1- 5	0- 0	0- 0		NEUTRAL	0- 0		0- 1		1- 4		
<hr/>											
6- 5	0- 0	0- 0		CONFERENCE	0- 0		0- 0		6- 5		
4- 3	0- 0	0- 0		HOME	0- 0		0- 0		4- 3		
2- 2	0- 0	0- 0		AWAY	0- 0		0- 0		2- 2		
0- 0	0- 0	0- 0		NEUTRAL	0- 0		0- 0		0- 0		
<hr/>											
RPI S	Opponent	Score	RPI S	Opponent	Score	RPI S	Opponent	Score	RPI S	Opponent	Score
						111 N Murray St. 0 3					
						140 A La.-Lafayette 0 3					
						159 N Southern Miss. 0 3					
						247 N Northwestern St. 0 3					
						253 N UT Martin 0 3					
						259 A Southeastern La. 0 3					
						260 H Texas Southern 2 3					
						277 A Alabama St. 1 3					
						277 H Alabama St. 0 3					
						289 N Nicholls St. 0 3					
						311 H Jackson St. 3 2					
						315 H Prairie View 3 2					
						319 A Ark.-Pine Bluff 0 3					
						319 H Ark.-Pine Bluff 2 3					
						320 H New Orleans 3 2					
						330 H Mississippi Val. 3 0					
						331 A Grambling 3 0					
						331 H Grambling 3 0					
						332 N South Carolina St. 3 1					
						333 A Alcorn 3 0					
<hr/>											
			LAST 10 GAMES								
			319 A Ark.-Pine Bluff 0 3			320 H New Orleans 3 2					
			331 H Grambling 3 0			315 H Prairie View 3 2					
			277 H Alabama St. 0 3			331 A Grambling 3 0					
			330 H Mississippi Val. 3 0			333 A Alcorn 3 0					
			260 H Texas Southern 2 3			319 H Ark.-Pine Bluff 2 3					

Non-Div. I Games:

Southern U.

Average RPI Win:	294	WON-LOST	WINNING	LAST 10	STRENGTH OF	OPP. STRENGTH	TEAM	ADJ	CONF.	ADJ CONF.					
Average RPI Loss:	172	RECORD	PCT. RANK	GAMES	SCHEDULE	OF SCHEDULE	RPI	RPI	RPI	RPI					
DIV. I ONLY	4- 22	.15385	314	1- 9	313	163	317	.31639	313	10	10				
DIV. I NON-CONF.	3- 10	.23077	283	0- 0	324	248	326	.31409	322	11	11				
<hr/>															
TOTALS	RPI 1-25	RPI 26-50		W-L RECORDS		RPI 51-100		RPI 101-150		RPI 150+					
4- 22	0- 0	0- 0		OVERALL		0- 3		0- 9		4- 10					
1- 8	0- 0	0- 0		HOME		0- 2		0- 4		1- 2					
1- 8	0- 0	0- 0		AWAY		0- 1		0- 3		1- 4					
2- 6	0- 0	0- 0		NEUTRAL		0- 0		0- 2		2- 4					
<hr/>															
3- 10	0- 0	0- 0		NON-CONFERENCE		0- 0		0- 4		3- 6					
0- 1	0- 0	0- 0		HOME		0- 0		0- 1		0- 0					
1- 3	0- 0	0- 0		AWAY		0- 0		0- 1		1- 2					
2- 6	0- 0	0- 0		NEUTRAL		0- 0		0- 2		2- 4					
<hr/>															
1- 12	0- 0	0- 0		CONFERENCE		0- 3		0- 5		1- 4					
1- 7	0- 0	0- 0		HOME		0- 2		0- 3		1- 2					
0- 5	0- 0	0- 0		AWAY		0- 1		0- 2		0- 2					
0- 0	0- 0	0- 0		NEUTRAL		0- 0		0- 0		0- 0					
<hr/>															
RPI	S	Opponent	Score	RPI	S	Opponent	Score	RPI	S	Opponent	Score				
				55 H UNLV				0	3	129 A Utah St.		1	3		
				69 A New Mexico				1	3	129 H Utah St.		0	3		
				69 H New Mexico				0	3	133 A Boise St.		1	3		
								133 H Boise St.		0	3				
								135 N Liberty		0	3				
								138 H San Diego St.		0	3				
								141 A UC Davis		0	3				
								143 N Maryland		0	3				
								150 H St. Mary's (CA)		0	3				
								195 A Cal Poly		0	3				
								214 A Air Force		1	3				
								214 H Air Force		1	3				
								227 N Grand Canyon		0	3				
								231 N Portland		1	3				
								233 A Fresno St.		0	3				
								233 H Fresno St.		3	1				
								237 N Bakersfield		1	3				
								248 H Nevada		0	3				
								272 A Elon		1	3				
								284 N Sacramento St.		2	3				
								295 N South Dakota St.		3	2				
								322 A Chicago St.		3	1				
								325 N UMass Lowell		3	0				
								<hr/>							
								LAST 10 GAMES							
				129 H Utah St.		0	3	214 A Air Force		1	3				
				133 H Boise St.		0	3	138 H San Diego St.		0	3				
				233 H Fresno St.		3	1	55 H UNLV		0	3				
				248 H Nevada		0	3	133 A Boise St.		1	3				
				69 A New Mexico		1	3	129 A Utah St.		1	3				

Non-Div. I Games:

San Jose St.

Average RPI Win: 317		WON-LOST RECORD		WINNING PCT. RANK		LAST 10 GAMES		STRENGTH OF SCHEDULE		OPP. STRENGTH OF SCHEDULE		TEAM RPI		ADJ RPI		CONF. RPI		ADJ CONF. RPI	
DIV. I ONLY		6- 19		.24 287		1- 5		298		316		310		.314 314		28		28	
DIV. I NON-CONF.		3- 6		.33333 245		0- 0		280		328		285		.38546 284		30		29	
TOTALS		RPI 1-25		RPI 26-50		W-L RECORDS		RPI 51-100		RPI 101-150		RPI 150+							
6- 19		0- 0		0- 0		OVERALL		0- 1		0- 1		6- 17							
3- 5		0- 0		0- 0		HOME		0- 0		0- 0		3- 5							
2- 12		0- 0		0- 0		AWAY		0- 1		0- 1		2- 10							
1- 2		0- 0		0- 0		NEUTRAL		0- 0		0- 0		1- 2							
3- 6		0- 0		0- 0		NON-CONFERENCE		0- 1		0- 1		3- 4							
1- 0		0- 0		0- 0		HOME		0- 0		0- 0		1- 0							
1- 4		0- 0		0- 0		AWAY		0- 1		0- 1		1- 2							
1- 2		0- 0		0- 0		NEUTRAL		0- 0		0- 0		1- 2							
3- 13		0- 0		0- 0		CONFERENCE		0- 0		0- 0		3- 13							
2- 5		0- 0		0- 0		HOME		0- 0		0- 0		2- 5							
1- 8		0- 0		0- 0		AWAY		0- 0		0- 0		1- 8							
0- 0		0- 0		0- 0		NEUTRAL		0- 0		0- 0		0- 0							
RPI	S	Opponent		Score	RPI	S	Opponent		Score	RPI	S	Opponent		Score					
							88	A	Towson	0	3	142	A	St. John's (NY)	0	3			
												158	A	Marist	0	3			
												199	A	Lehigh	0	3			
												206	A	Manhattan	0	3			
												206	H	Manhattan	1	3			
												216	A	Fairfield	1	3			
												216	H	Fairfield	1	3			
												232	A	Siena	0	3			
												240	A	Rider	0	3			
												240	H	Rider	2	3			
												249	N	Coppin St.	2	3			
												256	A	Niagara	1	3			
												256	H	Niagara	1	3			
												258	N	La Salle	1	3			
												287	A	Canisius	1	3			
												287	H	Canisius	0	3			
												307	A	Iona	0	3			
												307	H	Iona	3	2			
												308	A	Lafayette	3	1			
												310	A	NJIT	1	3			
												310	H	NJIT	3	1			
												321	N	Delaware St.	3	1			
												328	A	Quinnipiac	3	0			
												328	H	Quinnipiac	3	2			
LAST 10 GAMES												321	N	Delaware St.	3	1			
												328	A	Quinnipiac	3	0			
												206	A	Manhattan	0	3			
												158	A	Marist	0	3			
												232	A	Siena	0	3			
												216	H	Fairfield	1	3			

Non-Div. I Games:

Saint Peter's

Average RPI Win:	321	WON-LOST RECORD	WINNING PCT. RANK	LAST 10 GAMES	STRENGTH OF SCHEDULE	OPP. STRENGTH OF SCHEDULE	TEAM RPI	ADJ RPI	CONF. RPI	ADJ CONF. RPI	
217											
DIV. I ONLY	6- 16	.27273	275	3- 5	319	322	315	.30884	315	33	33
DIV. I NON-CONF.	1- 10	.09091	314	0- 0	161	229	298	.36636	295	33	32
<hr/>											
TOTALS	RPI 1-25	RPI 26-50		W-L RECORDS	RPI 51-100		RPI 101-150		RPI 150+		
6- 16	0- 0	0- 2		OVERALL	0- 1		0- 1		6- 12		
2- 4	0- 0	0- 0		HOME	0- 0		0- 0		2- 4		
1- 7	0- 0	0- 0		AWAY	0- 1		0- 1		1- 5		
3- 5	0- 0	0- 2		NEUTRAL	0- 0		0- 0		3- 3		
<hr/>											
1- 10	0- 0	0- 2		NON-CONFERENCE	0- 1		0- 1		1- 6		
0- 1	0- 0	0- 0		HOME	0- 0		0- 0		0- 1		
0- 4	0- 0	0- 0		AWAY	0- 1		0- 1		0- 2		
1- 5	0- 0	0- 2		NEUTRAL	0- 0		0- 0		1- 3		
<hr/>											
5- 6	0- 0	0- 0		CONFERENCE	0- 0		0- 0		5- 6		
2- 3	0- 0	0- 0		HOME	0- 0		0- 0		2- 3		
1- 3	0- 0	0- 0		AWAY	0- 0		0- 0		1- 3		
2- 0	0- 0	0- 0		NEUTRAL	0- 0		0- 0		2- 0		
<hr/>											
RPI S	Opponent	Score	RPI S	Opponent	Score	RPI S	Opponent	Score	RPI S	Opponent	Score
			34 N	Miami (FL)	0 3	81 A	TCU	0 3	127 A	Texas St.	1 3
			39 N	UALR	0 3				205 A	Houston Baptist	0 3
									205 H	Houston Baptist	1 3
									227 N	Grand Canyon	0 3
									260 A	Texas Southern	1 3
									260 A	Texas Southern	0 3
									260 H	Texas Southern	1 3
									268 N	La.-Monroe	0 3
									273 A	McNeese St.	1 3
									277 H	Alabama St.	3 2
									288 N	Tennessee Tech	0 3
									311 H	Jackson St.	0 3
									312 A	Southern U.	2 3
									319 H	Ark.-Pine Bluff	0 3
									320 N	New Orleans	3 2
									331 A	Grambling	3 1
									331 H	Grambling	3 2
									331 N	Grambling	3 0
									333 N	Alcorn	3 0
<hr/>											
			LAST 10 GAMES								
			331 H	Grambling	3 2	260 A	Texas Southern	0 3			
			319 H	Ark.-Pine Bluff	0 3	311 H	Jackson St.	0 3			
			331 A	Grambling	3 1	277 H	Alabama St.	3 2			
			260 H	Texas Southern	1 3	205 A	Houston Baptist	0 3			
			312 A	Southern U.	2 3	333 N	Alcorn	3 0			

Non-Div. I Games:	Huston-Tillotson	3	0	Huston-Tillotson	3	0
-------------------	------------------	---	---	------------------	---	---

Prairie View

Average RPI Win: 296		WON-LOST RECORD		WINNING PCT. RANK		LAST 10 GAMES		STRENGTH OF SCHEDULE		OPP. STRENGTH OF SCHEDULE		TEAM RPI		ADJ RPI		CONF. RPI		ADJ CONF. RPI				
DIV. I ONLY		2- 22		.08333 322		2- 8		238		299		314		.30832 316		31		31				
DIV. I NON-CONF.		0- 12		0 318		0- 0		153		259		317		.34327 313		31		31				
TOTALS		RPI 1-25		RPI 26-50		W-L RECORDS		RPI 51-100		RPI 101-150		RPI 150+										
2- 22		0- 0		0- 1		OVERALL		0- 1		0- 3		2- 17										
2- 4		0- 0		0- 0		HOME		0- 0		0- 0		2- 4										
0- 10		0- 0		0- 1		AWAY		0- 1		0- 1		0- 7										
0- 8		0- 0		0- 0		NEUTRAL		0- 0		0- 2		0- 6										
0- 12		0- 0		0- 1		NON-CONFERENCE		0- 1		0- 3		0- 7										
0- 0		0- 0		0- 0		HOME		0- 0		0- 0		0- 0										
0- 4		0- 0		0- 1		AWAY		0- 1		0- 1		0- 1										
0- 8		0- 0		0- 0		NEUTRAL		0- 0		0- 2		0- 6										
2- 10		0- 0		0- 0		CONFERENCE		0- 0		0- 0		2- 10										
2- 4		0- 0		0- 0		HOME		0- 0		0- 0		2- 4										
0- 6		0- 0		0- 0		AWAY		0- 0		0- 0		0- 6										
0- 0		0- 0		0- 0		NEUTRAL		0- 0		0- 0		0- 0										
RPI	S	Opponent		Score		RPI	S	Opponent		Score		RPI	S	Opponent		Score						
				48	A	Pittsburgh		0	3	89	A	South Carolina		0	3	114	N	UNCW		0	3	
																	131	A	James Madison		0	3
																	146	N	Duquesne		0	3
																	157	N	Villanova		0	3
																	169	A	Howard		0	3
																	169	H	Howard		0	3
																	170	A	Hampton		0	3
																	170	H	Hampton		0	3
																	186	A	East Carolina		0	3
																	188	N	Eastern Ky.		0	3
																	249	A	Coppin St.		1	3
																	249	H	Coppin St.		1	3
																	256	N	Niagara		1	3
																	271	A	Morgan St.		1	3
																	271	H	Morgan St.		3	1
																	288	N	Tennessee Tech		2	3
																	299	N	Charleston So.		1	3
																	304	A	UMES		0	3
																	304	H	UMES		1	3
																	317	N	Citadel		1	3
																	321	A	Delaware St.		0	3
																	321	H	Delaware St.		3	1
				LAST 10 GAMES																		
				321	H	Delaware St.		3	1	170	H	Hampton		0	3							
				304	H	UMES		1	3	304	A	UMES		0	3							
				169	A	Howard		0	3	321	A	Delaware St.		0	3							
				249	H	Coppin St.		1	3	169	H	Howard		0	3							
				271	H	Morgan St.		3	1	271	A	Morgan St.		1	3							

Non-Div. I Games:

Norfolk St.

Average RPI Win: 326		WON-LOST RECORD		WINNING PCT. RANK		LAST 10 GAMES		STRENGTH OF SCHEDULE		OPP. STRENGTH OF SCHEDULE		TEAM RPI		ADJ RPI		CONF. RPI		ADJ CONF. RPI	
DIV. I ONLY		7- 23		.23333 290		1- 8		306		315		313		.30382 317		23		23	
DIV. I NON-CONF.		7- 9		.4375 205		1- 0		326		332		314		.34515 312		25		26	
TOTALS		RPI 1-25		RPI 26-50		W-L RECORDS		RPI 51-100		RPI 101-150		RPI 150+							
7- 23		0- 0		0- 0		OVERALL		0- 4		0- 2		7- 17							
2- 8		0- 0		0- 0		HOME		0- 1		0- 1		2- 6							
2- 11		0- 0		0- 0		AWAY		0- 2		0- 1		2- 8							
3- 4		0- 0		0- 0		NEUTRAL		0- 1		0- 0		3- 3							
7- 9		0- 0		0- 0		NON-CONFERENCE		0- 2		0- 0		7- 7							
2- 2		0- 0		0- 0		HOME		0- 0		0- 0		2- 2							
2- 3		0- 0		0- 0		AWAY		0- 1		0- 0		2- 2							
3- 4		0- 0		0- 0		NEUTRAL		0- 1		0- 0		3- 3							
0- 14		0- 0		0- 0		CONFERENCE		0- 2		0- 2		0- 10							
0- 6		0- 0		0- 0		HOME		0- 1		0- 1		0- 4							
0- 8		0- 0		0- 0		AWAY		0- 1		0- 1		0- 6							
0- 0		0- 0		0- 0		NEUTRAL		0- 0		0- 0		0- 0							
RPI S	Opponent	Score		RPI S	Opponent	Score		RPI S	Opponent	Score		RPI S	Opponent	Score					
								84 A Furman	0	3		149 A Samford	0	3					
								84 H Furman	0	3		149 H Samford	0	3					
								88 N Towson	0	3		156 A UNC Greensboro	0	3					
								89 A South Carolina	0	3		171 H Stetson	1	3					
												184 A East Tenn. St.	0	3					
												187 A Western Caro.	0	3					
												187 H Western Caro.	0	3					
												188 N Eastern Ky.	0	3					
												217 N Southern Utah	0	3					
												220 A Navy	0	3					
												235 N Southeast Mo. St.	0	3					
												243 A Chattanooga	0	3					
												243 H Chattanooga	0	3					
												277 A Alabama St.	2	3					
												281 A Mercer	1	3					
												281 H Mercer	0	3					
												294 A Wofford	0	3					
												294 H Wofford	0	3					
												299 H Charleston So.	1	3					
												302 N Providence	3	1					
												316 N Norfolk St.	3	1					
												329 H N.C. A&T	3	1					
												332 A South Carolina St.	3	2					
												334 A Savannah St.	3	0					
												334 H Savannah St.	3	0					
												334 N Savannah St.	3	1					
LAST 10 GAMES																			
								84 A Furman	0	3		187 H Western Caro.	0	3					
								294 A Wofford	0	3		184 A East Tenn. St.	0	3					
								281 A Mercer	1	3		243 H Chattanooga	0	3					
								334 A Savannah St.	3	0		149 H Samford	0	3					
								84 H Furman	0	3		187 A Western Caro.	0	3					

Non-Div. I Games: Claflin 3 0

Citadel

Non-Div. I Games:	Stillman	3	0	Fisk	3	0	Albany St. (GA)	3	0	Alabama A&M
-------------------	----------	---	---	------	---	---	-----------------	---	---	-------------

Average RPI Win: 322		WON-LOST	WINNING	LAST 10	STRENGTH OF		OPP. STRENGTH	TEAM	ADJ	CONF.	ADJ CONF.
Average RPI Loss: 225		RECORD	PCT. RANK	GAMES	SCHEDULE		OF SCHEDULE	RPI	RPI	RPI	RPI
DIV. I ONLY		6- 15	.28571	270	3- 3		325	329	319	.29717	319
DIV. I NON-CONF.		0- 11	0	318	0- 1		220	272	324	.30788	325
TOTALS		RPI 1-25	RPI 26-50		W-L RECORDS		RPI 51-100		RPI 101-150		RPI 150+
6- 15	0- 0	0- 0		OVERALL		0- 2		0- 0		6- 13	
2- 3	0- 0	0- 0		HOME		0- 0		0- 0		2- 3	
3- 6	0- 0	0- 0		AWAY		0- 1		0- 0		3- 4	
1- 6	0- 0	0- 0		NEUTRAL		0- 1		0- 0		1- 5	
0- 11	0- 0	0- 0		NON-CONFERENCE		0- 2		0- 0		0- 9	
0- 1	0- 0	0- 0		HOME		0- 0		0- 0		0- 1	
0- 5	0- 0	0- 0		AWAY		0- 1		0- 0		0- 4	
0- 5	0- 0	0- 0		NEUTRAL		0- 1		0- 0		0- 4	
6- 4	0- 0	0- 0		CONFERENCE		0- 0		0- 0		6- 4	
2- 2	0- 0	0- 0		HOME		0- 0		0- 0		2- 2	
3- 1	0- 0	0- 0		AWAY		0- 0		0- 0		3- 1	
1- 1	0- 0	0- 0		NEUTRAL		0- 0		0- 0		1- 1	
RPI S	Opponent	Score	RPI S	Opponent	Score	RPI S	Opponent	Score	RPI S	Opponent	Score
						65 N	Arkansas St.	0 3	159 A	Southern Miss.	0 3
						81 A	TCU	0 3	160 N	Indiana St.	0 3
									173 N	Sam Houston St.	0 3
									192 N	High Point	0 3
									219 A	SIUE	0 3
									260 A	Texas Southern	0 3
									260 H	Texas Southern	1 3
									267 H	Louisiana Tech	0 3
									285 A	Tennessee St.	0 3
									289 N	Nicholls St.	0 3
									312 A	Southern U.	3 2
									312 H	Southern U.	3 0
									315 A	Prairie View	3 0
									318 N	Alabama A&M	2 3
									320 A	New Orleans	1 3
									330 A	Mississippi Val.	3 1
									330 H	Mississippi Val.	2 3
									331 H	Grambling	3 0
									333 N	Alcorn	3 0
LAST 10 GAMES											
						260 A	Texas Southern	0 3	260 H	Texas Southern	1 3
						315 A	Prairie View	3 0	330 A	Mississippi Val.	3 1
						312 H	Southern U.	3 0	312 A	Southern U.	3 2
						331 H	Grambling	3 0	81 A	TCU	0 3
						285 A	Tennessee St.	0 3	173 N	Sam Houston St.	0 3
Non-Div. I Games:	Arkansas Tech	0 3	Ark.-Monticello	3 2	Harding	0 3	Ark.-Monticello	1 3	Ark.-Pine Bluff		

Average RPI Win:	318	WON-LOST	WINNING	LAST 10	STRENGTH OF	OPP. STRENGTH	TEAM	ADJ	CONF.	ADJ CONF.	
Average RPI Loss:	224	RECORD	PCT. RANK	GAMES	SCHEDULE	OF SCHEDULE	RPI	RPI	RPI	RPI	
DIV. I ONLY	6- 23	.2069	302	0- 10	310	323	318	.28473	320	26	26
DIV. I NON-CONF.	6- 7	.46154	184	0- 1	323	334	305	.35717	302	26	25
<hr/>											
TOTALS	RPI 1-25	RPI 26-50		W-L RECORDS	RPI 51-100		RPI 101-150		RPI 150+		
6- 23	0- 0	0- 0		OVERALL	0- 1		0- 4		6- 18		
3- 8	0- 0	0- 0		HOME	0- 0		0- 1		3- 7		
2- 10	0- 0	0- 0		AWAY	0- 0		0- 2		2- 8		
1- 5	0- 0	0- 0		NEUTRAL	0- 1		0- 1		1- 3		
<hr/>											
6- 7	0- 0	0- 0		NON-CONFERENCE	0- 1		0- 0		6- 6		
3- 1	0- 0	0- 0		HOME	0- 0		0- 0		3- 1		
2- 2	0- 0	0- 0		AWAY	0- 0		0- 0		2- 2		
1- 4	0- 0	0- 0		NEUTRAL	0- 1		0- 0		1- 3		
<hr/>											
0- 16	0- 0	0- 0		CONFERENCE	0- 0		0- 4		0- 12		
0- 7	0- 0	0- 0		HOME	0- 0		0- 1		0- 6		
0- 8	0- 0	0- 0		AWAY	0- 0		0- 2		0- 6		
0- 1	0- 0	0- 0		NEUTRAL	0- 0		0- 1		0- 0		
<hr/>											
RPI	S	Opponent	Score	RPI	S	Opponent	Score	RPI	S	Opponent	Score
						55 N UNLV	0 3			115 A Central Ark.	1 3
										115 H Central Ark.	0 3
										137 A Stephen F. Austin	0 3
										137 N Stephen F. Austin	0 3
										159 H Southern Miss.	0 3
										172 H A&M-Corpus Christi	0 3
										173 A Sam Houston St.	0 3
										205 H Houston Baptist	0 3
										227 N Grand Canyon	0 3
										247 A Northwestern St.	0 3
										255 H Incarnate Word	1 3
										259 A Southeastern La.	0 3
										259 H Southeastern La.	0 3
										260 A Texas Southern	3 1
										267 A Louisiana Tech	0 3
										273 A McNeese St.	0 3
										286 A Lamar	0 3
										289 A Nicholls St.	0 3
										289 H Nicholls St.	1 3
										296 H Abilene Christian	0 3
										301 N Tex.-Pan American	1 3
										312 A Southern U.	2 3
										315 N Prairie View	2 3
										319 H Ark.-Pine Bluff	3 1
										330 H Mississippi Val.	3 0
										331 N Grambling	3 1
										333 A Alcorn	3 0
<hr/>											
LAST 10 GAMES											
				173 A Sam Houston St.	0 3			296 H Abilene Christian	0 3		
				286 A Lamar	0 3			137 A Stephen F. Austin	0 3		
				289 A Nicholls St.	0 3			247 A Northwestern St.	0 3		
				273 A McNeese St.	0 3			259 A Southeastern La.	0 3		
				255 H Incarnate Word	1 3			312 A Southern U.	2 3		

Non-Div. I Games:

New Orleans

RPI	S	Opponent	Score	
333	H	Alcorn	3	0

New Orleans

N
e
w
O
r
l
e
a
n
s

N
e
w
O
r
l
e
a
n
s

Average RPI Win: 316		WON-LOST RECORD		WINNING PCT. RANK		LAST 10 GAMES		STRENGTH OF SCHEDULE		OPP. STRENGTH OF SCHEDULE		TEAM RPI		ADJ RPI		CONF. RPI		ADJ CONF. RPI	
DIV. I ONLY		1- 25		.03846 332		0- 10		233		321		321		.27659 321		31		31	
DIV. I NON-CONF.		0- 15		0 318		0- 4		150		314		319		.32049 320		31		31	
TOTALS		RPI 1-25		RPI 26-50		W-L RECORDS		RPI 51-100		RPI 101-150		RPI 150+							
1- 25		0- 0		0- 0		OVERALL		0- 3		0- 0		1- 22							
1- 8		0- 0		0- 0		HOME		0- 1		0- 0		1- 7							
0- 13		0- 0		0- 0		AWAY		0- 1		0- 0		0- 12							
0- 4		0- 0		0- 0		NEUTRAL		0- 1		0- 0		0- 3							
0- 15		0- 0		0- 0		NON-CONFERENCE		0- 3		0- 0		0- 12							
0- 4		0- 0		0- 0		HOME		0- 1		0- 0		0- 3							
0- 7		0- 0		0- 0		AWAY		0- 1		0- 0		0- 6							
0- 4		0- 0		0- 0		NEUTRAL		0- 1		0- 0		0- 3							
1- 10		0- 0		0- 0		CONFERENCE		0- 0		0- 0		1- 10							
1- 4		0- 0		0- 0		HOME		0- 0		0- 0		1- 4							
0- 6		0- 0		0- 0		AWAY		0- 0		0- 0		0- 6							
0- 0		0- 0		0- 0		NEUTRAL		0- 0		0- 0		0- 0							
RPI S	Opponent	Score		RPI S	Opponent	Score		RPI S	Opponent	Score		RPI S	Opponent	Score					
								59 N	Temple	0	3	158 N	Marist	0	3				
								88 A	Towson	0	3	163 A	Delaware	0	3				
								88 H	Towson	0	3	169 A	Howard	0	3				
												169 H	Howard	0	3				
												170 A	Hampton	0	3				
												199 A	Lehigh	0	3				
												203 A	Syracuse	0	3				
												221 H	Stony Brook	0	3				
												240 A	Rider	0	3				
												249 A	Coppin St.	1	3				
												249 H	Coppin St.	0	3				
												256 N	Niagara	2	3				
												258 H	La Salle	1	3				
												271 A	Morgan St.	0	3				
												271 H	Morgan St.	0	3				
												304 A	UMES	0	3				
												304 H	UMES	2	3				
												308 A	Lafayette	2	3				
												310 A	NJIT	0	3				
												310 H	NJIT	0	3				
												314 N	Saint Peter's	1	3				
												316 A	Norfolk St.	1	3				
												316 H	Norfolk St.	3	0				
				LAST 10 GAMES															
				316 A	Norfolk St.	1	3	169 H	Howard	0	3	316 H	Norfolk St.	3	0				
				170 A	Hampton	0	3	310 A	NJIT	0	3								
				271 A	Morgan St.	0	3	88 H	Towson	0	3								
				249 A	Coppin St.	1	3	258 H	La Salle	1	3								
				221 H	Stony Brook	0	3	304 A	UMES	0	3								

Non-Div. I Games:

Delaware St.

Average RPI Win:	327	WON-LOST RECORD	WINNING PCT. RANK	LAST 10 GAMES	STRENGTH OF SCHEDULE	OPP. STRENGTH OF SCHEDULE	TEAM RPI	ADJ RPI	CONF. RPI	ADJ CONF. RPI					
DIV. I ONLY		2- 22	.08333	322	0- 10	314	270	326	.26535	322	24	24			
DIV. I NON-CONF.		2- 10	.16667	293	0- 2	334	284	330	.26212	328	23	23			
<hr/>															
TOTALS	RPI 1-25	RPI 26-50		W-L RECORDS		RPI 51-100		RPI 101-150		RPI 150+					
2- 22	0- 0	0- 0		OVERALL		0- 2		0- 2		2- 18					
1- 12	0- 0	0- 0		HOME		0- 1		0- 1		1- 10					
0- 8	0- 0	0- 0		AWAY		0- 1		0- 1		0- 6					
1- 2	0- 0	0- 0		NEUTRAL		0- 0		0- 0		1- 2					
<hr/>															
2- 10	0- 0	0- 0		NON-CONFERENCE		0- 0		0- 1		2- 9					
1- 7	0- 0	0- 0		HOME		0- 0		0- 1		1- 6					
0- 1	0- 0	0- 0		AWAY		0- 0		0- 0		0- 1					
1- 2	0- 0	0- 0		NEUTRAL		0- 0		0- 0		1- 2					
<hr/>															
0- 12	0- 0	0- 0		CONFERENCE		0- 2		0- 1		0- 9					
0- 5	0- 0	0- 0		HOME		0- 1		0- 0		0- 4					
0- 7	0- 0	0- 0		AWAY		0- 1		0- 1		0- 5					
0- 0	0- 0	0- 0		NEUTRAL		0- 0		0- 0		0- 0					
<hr/>															
RPI	S	Opponent	Score	RPI	S	Opponent	Score	RPI	S	Opponent	Score				
				97 A UMKC				0	3	120 H Valparaiso	0	3			
				97 H UMKC				0	3	121 A New Mexico St.	0	3			
								160 A Indiana St.				1	3		
								164 A Seattle				0	3		
								164 H Seattle				1	3		
								191 A Utah Valley				0	3		
								191 H Utah Valley				0	3		
								196 H Ill.-Chicago				0	3		
								203 H Syracuse				0	3		
								223 H Green Bay				1	3		
								227 A Grand Canyon				0	3		
								227 H Grand Canyon				2	3		
								237 A Bakersfield				0	3		
								237 H Bakersfield				0	3		
								262 N Akron				1	3		
								279 N Wright St.				0	3		
								295 H South Dakota St.				2	3		
								298 H DePaul				0	3		
								301 A Tex.-Pan American				1	3		
								313 H San Jose St.				1	3		
				325 H UMass Lowell				3	2						
				329 N N.C. A&T				3	2						
				LAST 10 GAMES											
				164 A Seattle				0	3	97 H UMKC				0	3
				191 A Utah Valley				0	3	120 H Valparaiso				0	3
				237 H Bakersfield				0	3	121 A New Mexico St.				0	3
				223 H Green Bay				1	3	301 A Tex.-Pan American				1	3
				97 A UMKC				0	3	191 H Utah Valley				0	3
<hr/>															
Non-Div. I Games:	Trinity Int'l	3	0	Ind.-Northwest	3	0	Mt. Mercy	3	1	Purdue-North Cent.	3	0			
Chicago St.															

Average RPI Win: 311		WON-LOST RECORD		WINNING PCT. RANK		LAST 10 GAMES		STRENGTH OF SCHEDULE		OPP. STRENGTH OF SCHEDULE		TEAM RPI		ADJ RPI		CONF. RPI		ADJ CONF. RPI	
Average RPI Loss: 227																			
DIV. I ONLY		2- 25		.07407 325		0- 10		288		308		322		.26062 323		27		27	
DIV. I NON-CONF.		2- 11		.15385 300		0- 0		300		320		322		.31321 323		27		27	
TOTALS		RPI 1-25		RPI 26-50		W-L RECORDS		RPI 51-100		RPI 101-150		RPI 150+							
2- 25		0- 0		0- 0		OVERALL		0- 3		0- 0		2- 22							
1- 11		0- 0		0- 0		HOME		0- 1		0- 0		1- 10							
1- 8		0- 0		0- 0		AWAY		0- 1		0- 0		1- 6							
0- 6		0- 0		0- 0		NEUTRAL		0- 0		0- 0		0- 6							
2- 11		0- 0		0- 0		NON-CONFERENCE		0- 1		0- 0		2- 10							
1- 3		0- 0		0- 0		HOME		0- 0		0- 0		1- 3							
1- 2		0- 0		0- 0		AWAY		0- 1		0- 0		1- 1							
0- 6		0- 0		0- 0		NEUTRAL		0- 0		0- 0		0- 6							
0- 14		0- 0		0- 0		CONFERENCE		0- 2		0- 0		0- 12							
0- 8		0- 0		0- 0		HOME		0- 1		0- 0		0- 7							
0- 6		0- 0		0- 0		AWAY		0- 1		0- 0		0- 5							
0- 0		0- 0		0- 0		NEUTRAL		0- 0		0- 0		0- 0							
RPI S	Opponent	Score		RPI S	Opponent	Score		RPI S	Opponent	Score		RPI S	Opponent	Score					
								77 A	American	0	3	169 H	Howard	0	3				
								77 H	American	0	3	199 A	Lehigh	0	3				
								92 A	Coastal Caro.	0	3	199 H	Lehigh	0	3				
												201 A	Army	0	3				
												201 H	Army	0	3				
												208 N	Tennessee	1	3				
												215 H	Dartmouth	0	3				
												220 A	Navy	0	3				
												220 H	Navy	1	3				
												226 H	Colgate	0	3				
												249 N	Coppin St.	1	3				
												250 N	Kennesaw St.	0	3				
												258 A	La Salle	1	3				
												265 N	George Mason	0	3				
												271 N	Morgan St.	0	3				
												276 A	Holy Cross	0	3				
												276 H	Holy Cross	1	3				
												293 A	Saint Francis (PA)	3	0				
												293 H	Saint Francis (PA)	0	3				
												305 H	Bucknell	0	3				
												308 A	Lafayette	0	3				
												308 H	Lafayette	1	3				
												310 N	NJIT	1	3				
												328 H	Quinnipiac	3	2				
LAST 10 GAMES																			
						276 H	Holy Cross	1	3	77 A	American	0	3						
						201 H	Army	0	3	220 A	Navy	0	3						
						308 A	Lafayette	0	3	226 H	Colgate	0	3						
						199 A	Lehigh	0	3	305 H	Bucknell	0	3						
						220 H	Navy	1	3	77 H	American	0	3						

Non-Div. I Games:

Loyola Maryland

Average RPI Win:	319	WON-LOST	WINNING	LAST 10	STRENGTH OF	OPP. STRENGTH	TEAM	ADJ	CONF.	ADJ CONF.	
Average RPI Loss:	225	RECORD	PCT. RANK	GAMES	SCHEDULE	OF SCHEDULE	RPI	RPI	RPI	RPI	
DIV. I ONLY		2- 26	.07143 327	0- 10	294	310	323	.25623 324	30	30	
DIV. I NON-CONF.		2- 14	.125 306	0- 0	229	302	316	.33332 315	29	30	
<hr/>											
TOTALS	RPI 1-25	RPI 26-50		W-L RECORDS	RPI 51-100		RPI 101-150		RPI 150+		
2- 26	0- 0	0- 1		OVERALL	0- 2		0- 3		2- 20		
1- 8	0- 0	0- 0		HOME	0- 1		0- 1		1- 6		
0- 11	0- 0	0- 0		AWAY	0- 1		0- 2		0- 8		
1- 7	0- 0	0- 1		NEUTRAL	0- 0		0- 0		1- 6		
<hr/>											
2- 14	0- 0	0- 1		NON-CONFERENCE	0- 0		0- 3		2- 10		
1- 3	0- 0	0- 0		HOME	0- 0		0- 1		1- 2		
0- 4	0- 0	0- 0		AWAY	0- 0		0- 2		0- 2		
1- 7	0- 0	0- 1		NEUTRAL	0- 0		0- 0		1- 6		
<hr/>											
0- 12	0- 0	0- 0		CONFERENCE	0- 2		0- 0		0- 10		
0- 5	0- 0	0- 0		HOME	0- 1		0- 0		0- 4		
0- 7	0- 0	0- 0		AWAY	0- 1		0- 0		0- 6		
0- 0	0- 0	0- 0		NEUTRAL	0- 0		0- 0		0- 0		
<hr/>											
RPI S	Opponent	Score	RPI S	Opponent	Score	RPI S	Opponent	Score	RPI S	Opponent	Score
37 N	Santa Clara	0 3	66 A	LIU Brooklyn	0 3	103 A	Hofstra	1 3	103 H	Hofstra	0 3
			66 H	LIU Brooklyn	0 3	142 A	St. John's (NY)	0 3	168 N	Western Mich.	0 3
						206 H	Manhattan	0 3	215 N	Dartmouth	2 3
						221 A	Stony Brook	0 3	225 A	Robert Morris	0 3
						229 N	New Hampshire	0 3	233 N	Fresno St.	0 3
						250 N	Kennesaw St.	1 3	270 A	Central Conn. St.	2 3
						270 H	Central Conn. St.	2 3	283 A	Sacred Heart	0 3
						283 H	Sacred Heart	0 3	293 A	Saint Francis (PA)	0 3
						307 H	Iona	0 3	308 A	Lafayette	2 3
						308 N	Lafayette	1 3	309 A	Bryant	0 3
						309 H	Bryant	0 3	310 H	NJIT	3 0
			LAST 10 GAMES			310 H	NJIT	3 0	325 A	Fairleigh Dickinson	2 3
			309 A	Bryant	0 3	293 A	Saint Francis (PA)	0 3	325 H	Fairleigh Dickinson	0 3
			270 A	Central Conn. St.	2 3	225 A	Robert Morris	0 3	328 N	Quinnipiac	3 0
			283 H	Sacred Heart	0 3	309 H	Bryant	0 3			
			325 H	Fairleigh Dickinson	0 3	270 H	Central Conn. St.	2 3			
			66 A	LIU Brooklyn	0 3	325 A	Fairleigh Dickinson	2 3			

Non-Div. I Games:

St. Francis Brooklyn

Average RPI Win: 319		WON-LOST RECORD		WINNING PCT. RANK		LAST 10 GAMES		STRENGTH OF SCHEDULE		OPP. STRENGTH OF SCHEDULE		TEAM RPI		ADJ RPI		CONF. RPI		ADJ CONF. RPI	
Average RPI Loss: 235																			
DIV. I ONLY		2- 25		.07407 325		0- 10		295		313		324		.25484 325		29		29	
DIV. I NON-CONF.		2- 15		.11765 310		0- 1		286		315		323		.30952 324		28		28	
TOTALS		RPI 1-25		RPI 26-50		W-L RECORDS		RPI 51-100		RPI 101-150		RPI 150+							
2- 25		0- 0		0- 0		OVERALL		0- 1		0- 3		2- 21							
1- 4		0- 0		0- 0		HOME		0- 0		0- 0		1- 4							
1- 12		0- 0		0- 0		AWAY		0- 0		0- 1		1- 11							
0- 9		0- 0		0- 0		NEUTRAL		0- 1		0- 2		0- 6							
2- 15		0- 0		0- 0		NON-CONFERENCE		0- 1		0- 3		2- 11							
1- 0		0- 0		0- 0		HOME		0- 0		0- 0		1- 0							
1- 6		0- 0		0- 0		AWAY		0- 0		0- 1		1- 5							
0- 9		0- 0		0- 0		NEUTRAL		0- 1		0- 2		0- 6							
0- 10		0- 0		0- 0		CONFERENCE		0- 0		0- 0		0- 10							
0- 4		0- 0		0- 0		HOME		0- 0		0- 0		0- 4							
0- 6		0- 0		0- 0		AWAY		0- 0		0- 0		0- 6							
0- 0		0- 0		0- 0		NEUTRAL		0- 0		0- 0		0- 0							
RPI	S	Opponent	Score	RPI	S	Opponent	Score	RPI	S	Opponent	Score	RPI	S	Opponent	Score				
								88	N	Towson	0 3	135	N	Liberty	1 3				
												142	N	St. John's (NY)	0 3				
												146	A	Duquesne	0 3				
												151	N	Youngstown St.	0 3				
												200	A	Brown	0 3				
												201	N	Army	0 3				
												216	N	Fairfield	0 3				
												221	A	Stony Brook	0 3				
												225	A	Robert Morris	1 3				
												227	N	Grand Canyon	0 3				
												229	A	New Hampshire	0 3				
												229	H	New Hampshire	0 3				
												252	A	UMBC	1 3				
												252	H	UMBC	0 3				
												263	A	Hartford	0 3				
												275	A	Albany (NY)	0 3				
												275	H	Albany (NY)	0 3				
												295	N	South Dakota St.	2 3				
												300	A	Binghamton	0 3				
												300	H	Binghamton	0 3				
												309	A	Bryant	1 3				
												309	A	Bryant	1 3				
												310	H	NJIT	3 1				
												313	N	San Jose St.	0 3				
												322	A	Chicago St.	2 3				
												328	A	Quinnipiac	3 0				
LAST 10 GAMES				LAST 10 GAMES				LAST 10 GAMES				LAST 10 GAMES							

Non-Div. I Games:

UMass Lowell

Average RPI Win:	306	WON-LOST RECORD	WINNING PCT. RANK	LAST 10 GAMES	STRENGTH OF SCHEDULE	OPP. STRENGTH OF SCHEDULE	TEAM RPI	ADJ RPI	CONF. RPI	ADJ CONF. RPI							
DIV. I ONLY		6- 21	.22222 293	3- 7	327	317	325	.25484 325	30	30							
DIV. I NON-CONF.		2- 13	.13333 304	0- 2	330	324	331	.24043 331	29	30							
<hr/>																	
TOTALS	RPI 1-25	RPI 26-50		W-L RECORDS		RPI 51-100		RPI 101-150		RPI 150+							
6- 21	0- 0	0- 0		OVERALL		0- 2		0- 0		6- 19							
2- 5	0- 0	0- 0		HOME		0- 1		0- 0		2- 4							
3- 10	0- 0	0- 0		AWAY		0- 1		0- 0		3- 9							
1- 6	0- 0	0- 0		NEUTRAL		0- 0		0- 0		1- 6							
<hr/>																	
2- 13	0- 0	0- 0		NON-CONFERENCE		0- 0		0- 0		2- 13							
0- 2	0- 0	0- 0		HOME		0- 0		0- 0		0- 2							
1- 5	0- 0	0- 0		AWAY		0- 0		0- 0		1- 5							
1- 6	0- 0	0- 0		NEUTRAL		0- 0		0- 0		1- 6							
<hr/>																	
4- 8	0- 0	0- 0		CONFERENCE		0- 2		0- 0		4- 6							
2- 3	0- 0	0- 0		HOME		0- 1		0- 0		2- 2							
2- 5	0- 0	0- 0		AWAY		0- 1		0- 0		2- 4							
0- 0	0- 0	0- 0		NEUTRAL		0- 0		0- 0		0- 0							
<hr/>																	
RPI S	Opponent	Score	RPI S	Opponent	Score	RPI S	Opponent	Score	RPI S	Opponent	Score						
						66 A	LIU Brooklyn	0 3	190 N	Northeastern	1 3						
						66 H	LIU Brooklyn	0 3	206 A	Manhattan	0 3						
						225 A	Robert Morris	0 3	225 H	Robert Morris	0 3						
						240 A	Rider	1 3	240 N	Rider	0 3						
						252 N	UMBC	0 3	270 A	Central Conn. St.	3 0						
						271 N	Morgan St.	0 3	283 A	Sacred Heart	1 3						
						283 H	Sacred Heart	0 3	292 N	Weber St.	1 3						
						293 A	Saint Francis (PA)	0 3	293 H	Saint Francis (PA)	3 1						
						295 N	South Dakota St.	0 3	297 A	Fordham	3 1						
						302 A	Providence	1 3	304 A	UMES	0 3						
						309 A	Bryant	0 3	310 A	NJIT	1 3						
						310 H	NJIT	1 3	324 A	St. Francis Brooklyn	3 0						
						324 H	St. Francis Brooklyn	3 2	328 H	Quinnipiac	2 3						
						328 N	Quinnipiac	3 2									
						LAST 10 GAMES											
						283 H	Sacred Heart	0 3	225 H	Robert Morris	0 3	324 A	St. Francis Brooklyn	3 2			
						310 A	NJIT	1 3	309 A	Bryant	0 3	328 H	Quinnipiac	2 3			
						66 A	LIU Brooklyn	0 3	270 A	Central Conn. St.	3 0	328 N	Quinnipiac	3 2			
						324 A	St. Francis Brooklyn	3 0	283 A	Sacred Heart	1 3						
						293 H	Saint Francis (PA)	3 1	206 A	Manhattan	0 3						

Non-Div. I Games:

Fairleigh Dickinson

Average RPI Win:	332	WON-LOST	WINNING	LAST 10	STRENGTH OF	OPP. STRENGTH	TEAM	ADJ	CONF.	ADJ CONF.										
Average RPI Loss:	220	RECORD	PCT. RANK	GAMES	SCHEDULE	OF SCHEDULE	RPI	RPI	RPI	RPI										
DIV. I ONLY		4- 24	.14286	317	4- 6	326	314	328	.24475	327	31	31								
DIV. I NON-CONF.		0- 18	0	318	0- 1	272	224	327	.28891	327	31	31								
<hr/>																				
TOTALS	RPI 1-25	RPI 26-50		W-L RECORDS		RPI 51-100		RPI 101-150		RPI 150+										
4- 24	0- 1	0- 1		OVERALL		0- 0		0- 3		4- 19										
3- 8	0- 0	0- 0		HOME		0- 0		0- 1		3- 7										
1- 9	0- 0	0- 1		AWAY		0- 0		0- 2		1- 6										
0- 7	0- 1	0- 0		NEUTRAL		0- 0		0- 0		0- 6										
<hr/>																				
0- 18	0- 1	0- 1		NON-CONFERENCE		0- 0		0- 3		0- 13										
0- 6	0- 0	0- 0		HOME		0- 0		0- 1		0- 5										
0- 5	0- 0	0- 1		AWAY		0- 0		0- 2		0- 2										
0- 7	0- 1	0- 0		NEUTRAL		0- 0		0- 0		0- 6										
<hr/>																				
4- 6	0- 0	0- 0		CONFERENCE		0- 0		0- 0		4- 6										
3- 2	0- 0	0- 0		HOME		0- 0		0- 0		3- 2										
1- 4	0- 0	0- 0		AWAY		0- 0		0- 0		1- 4										
0- 0	0- 0	0- 0		NEUTRAL		0- 0		0- 0		0- 0										
<hr/>																				
RPI	S	Opponent	Score		RPI	S	Opponent	Score		RPI	S	Opponent	Score							
12	N	Colorado St.	0	3	32	A	Arizona St.	0	3			101	A	Radford	0	3				
												120	H	Valparaiso	1	3				
												148	A	Wake Forest	0	3				
												153	N	Pepperdine	0	3				
												176	N	Jacksonville	0	3				
												185	N	Presbyterian	0	3				
												186	A	East Carolina	0	3				
												197	A	Florida A&M	0	3				
												197	H	Florida A&M	1	3				
												212	H	Campbell	0	3				
												261	N	USC Upstate	0	3				
												269	N	Davidson	0	3				
												272	H	Elon	0	3				
												291	H	UNC Asheville	0	3				
												294	H	Wofford	0	3				
												294	N	Wofford	0	3				
												299	A	Charleston So.	1	3				
												299	H	Charleston So.	0	3				
												306	A	Bethune-Cookman	2	3				
												306	H	Bethune-Cookman	0	3				
		329	H	N.C. A&T	3	2														
LAST 10 GAMES												332	A	South Carolina St.	1	3				
334 H Savannah St.					3	0	299 H Charleston So.					0	3	332 H South Carolina St.					3	0
332 H South Carolina St.					3	0	332 A South Carolina St.					1	3	334 A Savannah St.					3	0
197 H Florida A&M					1	3	334 A Savannah St.					3	0	334 H Savannah St.					3	0
306 H Bethune-Cookman					0	3	306 A Bethune-Cookman					2	3							
329 H N.C. A&T					3	2	197 A Florida A&M					0	3							

Non-Div. I Games:

N.C. Central

Average RPI Win:	317	WON-LOST RECORD	WINNING PCT. RANK	LAST 10 GAMES		STRENGTH OF SCHEDULE	OPP. STRENGTH OF SCHEDULE	TEAM RPI	ADJ RPI	CONF. RPI	ADJ CONF. RPI
Average RPI Loss:	255										
DIV. I ONLY		2- 27	.06897 328	0- 10		308	326	327	.22704 328	28	28
DIV. I NON-CONF.		2- 11	.15385 300	0- 1		328	333	329	.25744 329	30	29
TOTALS	RPI 1-25		RPI 26-50	W-L RECORDS		RPI 51-100			RPI 101-150		RPI 150+
2- 27	0- 0		0- 0	OVERALL		0- 0			0- 1		2- 26
0- 9	0- 0		0- 0	HOME		0- 0			0- 0		0- 9
1- 13	0- 0		0- 0	AWAY		0- 0			0- 1		1- 12
1- 5	0- 0		0- 0	NEUTRAL		0- 0			0- 0		1- 5
2- 11	0- 0		0- 0	NON-CONFERENCE		0- 0			0- 1		2- 10
0- 2	0- 0		0- 0	HOME		0- 0			0- 0		0- 2
1- 4	0- 0		0- 0	AWAY		0- 0			0- 1		1- 3
1- 5	0- 0		0- 0	NEUTRAL		0- 0			0- 0		1- 5
0- 16	0- 0		0- 0	CONFERENCE		0- 0			0- 0		0- 16
0- 7	0- 0		0- 0	HOME		0- 0			0- 0		0- 7
0- 9	0- 0		0- 0	AWAY		0- 0			0- 0		0- 9
0- 0	0- 0		0- 0	NEUTRAL		0- 0			0- 0		0- 0
RPI S Opponent Score			RPI S Opponent Score			RPI S Opponent Score			RPI S Opponent Score		
									103 A Hofstra	0	3
									158 A Marist	0	3
									158 H Marist	0	3
									206 A Manhattan	1	3
									206 H Manhattan	1	3
									215 N Dartmouth	0	3
									216 A Fairfield	0	3
									216 H Fairfield	1	3
									232 A Siena	0	3
									232 H Siena	0	3
									240 A Rider	0	3
									240 H Rider	1	3
									256 A Niagara	0	3
									263 A Hartford	0	3
									263 H Hartford	0	3
									271 N Morgan St.	0	3
									287 A Canisius	0	3
									293 N Saint Francis (PA)	1	3
									302 A Providence	0	3
									307 A Iona	0	3
									307 H Iona	2	3
				LAST 10 GAMES					308 N Lafayette	3	2
				307 A Iona	0	3			314 A Saint Peter's	2	3
				206 A Manhattan	1	3			158 A Marist	0	3
				216 H Fairfield	1	3			287 A Canisius	0	3
				263 H Hartford	0	3			256 A Niagara	0	3
				240 H Rider	1	3			240 A Rider	0	3
									314 H Saint Peter's	0	3
									323 A Loyola Maryland	2	3
									324 N St. Francis Brooklyn	0	3
									325 A Fairleigh Dickinson	3	2

Non-Div. I Games:

Quinnipiac

RPI	S	Opponent	Score
325	H	UMass Lowell	0 3
325	N	Fairleigh Dickinson	2 3

Quinnipiac

Q
u
i
n
n
i
p
i
a
c

Q
u
i
n
n
i
p
i
a
c

Non-Div. I Games:

Average RPI Win:	325	WON-LOST RECORD	WINNING PCT. RANK	LAST 10 GAMES	STRENGTH OF SCHEDULE	OPP. STRENGTH OF SCHEDULE	TEAM RPI	ADJ RPI	CONF. RPI	ADJ CONF. RPI									
Average RPI Loss:	244																		
DIV. I ONLY	2- 20	.09091	320	0- 7	328	328	330	.22269	330	33	33								
DIV. I NON-CONF.	0- 11	0	318	0- 0	203	225	320	.32227	319	33	32								
<hr/>																			
TOTALS	RPI 1-25	RPI 26-50		W-L RECORDS		RPI 51-100		RPI 101-150		RPI 150+									
2- 20	0- 0	0- 0		OVERALL		0- 1		0- 4		2- 15									
1- 5	0- 0	0- 0		HOME		0- 0		0- 0		1- 5									
1- 7	0- 0	0- 0		AWAY		0- 0		0- 1		1- 6									
0- 8	0- 0	0- 0		NEUTRAL		0- 1		0- 3		0- 4									
<hr/>																			
0- 11	0- 0	0- 0		NON-CONFERENCE		0- 1		0- 4		0- 6									
0- 0	0- 0	0- 0		HOME		0- 0		0- 0		0- 0									
0- 4	0- 0	0- 0		AWAY		0- 0		0- 1		0- 3									
0- 7	0- 0	0- 0		NEUTRAL		0- 1		0- 3		0- 3									
<hr/>																			
2- 9	0- 0	0- 0		CONFERENCE		0- 0		0- 0		2- 9									
1- 5	0- 0	0- 0		HOME		0- 0		0- 0		1- 5									
1- 3	0- 0	0- 0		AWAY		0- 0		0- 0		1- 3									
0- 1	0- 0	0- 0		NEUTRAL		0- 0		0- 0		0- 1									
<hr/>																			
RPI	S	Opponent	Score	RPI	S	Opponent	Score	RPI	S	Opponent	Score								
								54	N	Pacific	0	3							
								108	N	Missouri	0	3							
								111	N	Murray St.	0	3							
								124	A	North Texas	0	3							
								128	N	North Dakota	0	3							
								219	N	SIUE	0	3							
								243	A	Chattanooga	0	3							
								245	A	Mississippi St.	0	3							
								247	N	Northwestern St.	0	3							
								277	H	Alabama St.	0	3							
								277	N	Alabama St.	0	3							
								279	N	Wright St.	0	3							
								311	H	Jackson St.	0	3							
								312	A	Southern U.	0	3							
								318	H	Alabama A&M	1	3							
								319	A	Ark.-Pine Bluff	3	2							
								319	H	Ark.-Pine Bluff	1	3							
								320	A	New Orleans	0	3							
								331	A	Grambling	1	3							
								331	H	Grambling	3	0							
								333	A	Alcorn	1	3							
								333	H	Alcorn	0	3							
								LAST 10 GAMES											
								333	A	Alcorn	1	3	277	H	Alabama St.	0	3		
								331	A	Grambling	1	3	318	H	Alabama A&M	1	3		
277	N	Alabama St.	0	3	311	H	Jackson St.	0	3										
312	A	Southern U.	0	3	331	H	Grambling	3	0										
333	H	Alcorn	0	3	319	H	Ark.-Pine Bluff	1	3										
<hr/>																			
Non-Div. I Games:	Ark.-Monticello	0	3	Fisk	0	3	Texas Col.	3	0	Tougaloo	3	1							
Mississippi Val.																			

Average RPI Win:	330	WON-LOST RECORD	WINNING PCT. RANK	LAST 10 GAMES	STRENGTH OF SCHEDULE	OPP. STRENGTH OF SCHEDULE	TEAM RPI	ADJ RPI	CONF. RPI	ADJ CONF. RPI		
DIV. I ONLY		1- 18	.05263	330	1- 7	329	331	332	.20513	331	33	33
DIV. I NON-CONF.		0- 7	0	318	0- 1	143	200	312	.35075	309	33	32
<hr/>												
TOTALS	RPI 1-25	RPI 26-50		W-L RECORDS		RPI 51-100		RPI 101-150		RPI 150+		
1- 18	0- 0	0- 1		OVERALL		0- 2		0- 1		1- 14		
1- 4	0- 0	0- 0		HOME		0- 0		0- 0		1- 4		
0- 10	0- 0	0- 0		AWAY		0- 1		0- 1		0- 8		
0- 4	0- 0	0- 1		NEUTRAL		0- 1		0- 0		0- 2		
0- 7	0- 0	0- 1		NON-CONFERENCE		0- 2		0- 1		0- 3		
0- 0	0- 0	0- 0		HOME		0- 0		0- 0		0- 0		
0- 4	0- 0	0- 0		AWAY		0- 1		0- 1		0- 2		
0- 3	0- 0	0- 1		NEUTRAL		0- 1		0- 0		0- 1		
1- 11	0- 0	0- 0		CONFERENCE		0- 0		0- 0		1- 11		
1- 4	0- 0	0- 0		HOME		0- 0		0- 0		1- 4		
0- 6	0- 0	0- 0		AWAY		0- 0		0- 0		0- 6		
0- 1	0- 0	0- 0		NEUTRAL		0- 0		0- 0		0- 1		
RPI	S	Opponent	Score	RPI	S	Opponent	Score	RPI	S	Opponent	Score	
				39	N	UALR	0 3	55	N	UNLV	0 3	
								81	A	TCU	0 3	
										115	A Central Ark.	0 3
										260	A Texas Southern	0 3
										260	H Texas Southern	0 3
										267	A Louisiana Tech	0 3
										268	A La.-Monroe	1 3
										311	A Jackson St.	1 3
										312	A Southern U.	0 3
										312	H Southern U.	0 3
										315	A Prairie View	2 3
										315	H Prairie View	1 3
										315	N Prairie View	0 3
										319	A Ark.-Pine Bluff	0 3
										320	N New Orleans	1 3
										330	A Mississippi Val.	0 3
										330	H Mississippi Val.	3 1
										333	H Alcorn	2 3
<hr/>												
LAST 10 GAMES												
				260	A	Texas Southern	0 3	267	A	Louisiana Tech	0 3	
				315	A	Prairie View	2 3	319	A	Ark.-Pine Bluff	0 3	
				330	H	Mississippi Val.	3 1	312	H	Southern U.	0 3	
				315	H	Prairie View	1 3	330	A	Mississippi Val.	0 3	
				312	A	Southern U.	0 3	260	H	Texas Southern	0 3	
<hr/>												
Non-Div. I Games:	Wiley	0 3	Tougaloo	3 1	Southern Ark.	0 3	Wiley	0 3	Grambling			
	Tougaloo	3 0										

Average RPI Win:	332	WON-LOST	WINNING	LAST 10	STRENGTH OF	OPP. STRENGTH	TEAM	ADJ	CONF.	ADJ CONF.		
Average RPI Loss:	255	RECORD	PCT. RANK	GAMES	SCHEDULE	OF SCHEDULE	RPI	RPI	RPI	RPI		
DIV. I ONLY		3- 24	.11111 318	2- 8	331	327	331	.19695 332	31	31		
DIV. I NON-CONF.		0- 17	0 318	0- 3	309	300	328	.24301 330	31	31		
<hr/>												
TOTALS	RPI 1-25	RPI 26-50		W-L RECORDS	RPI 51-100		RPI 101-150		RPI 150+			
3- 24	0- 0	0- 0		OVERALL	0- 0		0- 1		3- 23			
2- 6	0- 0	0- 0		HOME	0- 0		0- 0		2- 6			
1- 9	0- 0	0- 0		AWAY	0- 0		0- 0		1- 9			
0- 9	0- 0	0- 0		NEUTRAL	0- 0		0- 1		0- 8			
<hr/>												
0- 17	0- 0	0- 0		NON-CONFERENCE	0- 0		0- 1		0- 16			
0- 3	0- 0	0- 0		HOME	0- 0		0- 0		0- 3			
0- 5	0- 0	0- 0		AWAY	0- 0		0- 0		0- 5			
0- 9	0- 0	0- 0		NEUTRAL	0- 0		0- 1		0- 8			
<hr/>												
3- 7	0- 0	0- 0		CONFERENCE	0- 0		0- 0		3- 7			
2- 3	0- 0	0- 0		HOME	0- 0		0- 0		2- 3			
1- 4	0- 0	0- 0		AWAY	0- 0		0- 0		1- 4			
0- 0	0- 0	0- 0		NEUTRAL	0- 0		0- 0		0- 0			
<hr/>												
RPI S	Opponent	Score	RPI S	Opponent	Score	RPI S	Opponent	Score	RPI S	Opponent	Score	
									111 N	Murray St.	0	3
									154 A	South Fla.	0	3
									171 N	Stetson	0	3
									176 N	Jacksonville	0	3
									177 N	Buffalo	0	3
									197 A	Florida A&M	0	3
									197 H	Florida A&M	0	3
									243 A	Chattanooga	0	3
									251 N	FIU	0	3
									253 N	UT Martin	0	3
									253 N	UT Martin	1	3
									261 N	USC Upstate	1	3
									277 A	Alabama St.	0	3
									291 H	UNC Asheville	0	3
									294 A	Wofford	0	3
									299 A	Charleston So.	0	3
									299 H	Charleston So.	0	3
									306 A	Bethune-Cookman	0	3
									306 H	Bethune-Cookman	2	3
									312 N	Southern U.	1	3
317 H	Citadel	2	3									
			LAST 10 GAMES						327 A	N.C. Central	0	3
									327 H	N.C. Central	3	1
									329 A	N.C. A&T	1	3
									329 H	N.C. A&T	0	3
									334 A	Savannah St.	3	1
									334 H	Savannah St.	3	0
									291 H	UNC Asheville	0	3
									294 A	Wofford	0	3
									327 H	N.C. Central	3	1
									329 H	N.C. A&T	0	3
									299 H	Charleston So.	0	3

Non-Div. I Games:

South Carolina St.

Average RPI Win: 330		WON-LOST RECORD	WINNING PCT. RANK	LAST 10 GAMES	STRENGTH OF SCHEDULE	OPP. STRENGTH OF SCHEDULE	TEAM RPI	ADJ RPI	CONF. RPI	ADJ CONF. RPI	
Average RPI Loss: 300											
DIV. I ONLY		3- 13	.1875 311	2- 5	334	334	333	.19575 333	33	33	
DIV. I NON-CONF.		0- 6	0 318	0- 1	332	330	334	.2126 333	33	32	
<hr/>											
TOTALS		RPI 1-25		RPI 26-50		W-L RECORDS		RPI 51-100		RPI 101-150	RPI 150+
3- 13		0- 0		0- 0		OVERALL		0- 0		0- 0 3- 13	
1- 6		0- 0		0- 0		HOME		0- 0		0- 0 1- 6	
2- 3		0- 0		0- 0		AWAY		0- 0		0- 0 2- 3	
0- 4		0- 0		0- 0		NEUTRAL		0- 0		0- 0 0- 4	
0- 6		0- 0		0- 0		NON-CONFERENCE		0- 0		0- 0 0- 6	
0- 2		0- 0		0- 0		HOME		0- 0		0- 0 0- 2	
0- 2		0- 0		0- 0		AWAY		0- 0		0- 0 0- 2	
0- 2		0- 0		0- 0		NEUTRAL		0- 0		0- 0 0- 2	
3- 7		0- 0		0- 0		CONFERENCE		0- 0		0- 0 3- 7	
1- 4		0- 0		0- 0		HOME		0- 0		0- 0 1- 4	
2- 1		0- 0		0- 0		AWAY		0- 0		0- 0 2- 1	
0- 2		0- 0		0- 0		NEUTRAL		0- 0		0- 0 0- 2	
RPI	S	Opponent	Score	RPI	S	Opponent	Score	RPI	S	Opponent	Score
								268	N	La.-Monroe	0 3
								273	A	McNeese St.	0 3
								273	H	McNeese St.	0 3
								277	H	Alabama St.	0 3
								288	N	Tennessee Tech	0 3
								311	A	Jackson St.	0 3
								311	H	Jackson St.	0 3
								312	H	Southern U.	0 3
								315	N	Prairie View	0 3
								318	H	Alabama A&M	1 3
								319	N	Ark.-Pine Bluff	0 3
								320	A	New Orleans	0 3
								320	H	New Orleans	0 3
								330	A	Mississippi Val.	3 0
								330	H	Mississippi Val.	3 1
								331	A	Grambling	3 2
<hr/>											
LAST 10 GAMES											
Non-Div. I Games:		Edward Waters	3 0	Belhaven	2 3	Fort Valley St.	3 0	Belhaven	1 3		
		Concordia (AL)	3 1	Tougaloo	3 0	Tougaloo	2 3	Stillman	Alcorn	3 1	

Average RPI Win:	0	WON-LOST	WINNING	LAST 10	STRENGTH OF	OPP. STRENGTH	TEAM	ADJ	CONF.	ADJ CONF.				
Average RPI Loss:	280 <th>RECORD</th> <th>PCT. RANK</th> <th>GAMES</th> <th>SCHEDULE</th> <th>OF SCHEDULE</th> <th>RPI</th> <th>RPI</th> <th>RPI</th> <th>RPI</th>	RECORD	PCT. RANK	GAMES	SCHEDULE	OF SCHEDULE	RPI	RPI	RPI	RPI				
DIV. I ONLY	0- 27	0	334	0- 9	333	332	334	.125	334	31	31			
DIV. I NON-CONF.	0- 16	0	318	0- 4	331	313	333	.19895	334	31	31			
<hr/>														
TOTALS	RPI 1-25	RPI 26-50		W-L RECORDS		RPI 51-100		RPI 101-150		RPI 150+				
0- 27	0- 0	0- 0		OVERALL		0- 1		0- 0		0- 26				
0- 9	0- 0	0- 0		HOME		0- 0		0- 0		0- 9				
0- 12	0- 0	0- 0		AWAY		0- 0		0- 0		0- 12				
0- 6	0- 0	0- 0		NEUTRAL		0- 1		0- 0		0- 5				
0- 16	0- 0	0- 0		NON-CONFERENCE		0- 1		0- 0		0- 15				
0- 4	0- 0	0- 0		HOME		0- 0		0- 0		0- 4				
0- 7	0- 0	0- 0		AWAY		0- 0		0- 0		0- 7				
0- 5	0- 0	0- 0		NEUTRAL		0- 1		0- 0		0- 4				
0- 11	0- 0	0- 0		CONFERENCE		0- 0		0- 0		0- 11				
0- 5	0- 0	0- 0		HOME		0- 0		0- 0		0- 5				
0- 5	0- 0	0- 0		AWAY		0- 0		0- 0		0- 5				
0- 1	0- 0	0- 0		NEUTRAL		0- 0		0- 0		0- 1				
RPI	S	Opponent	Score	RPI	S	Opponent	Score	RPI	S	Opponent	Score			
						88	N	Towson	0	3				
										197	A	Florida A&M	0	3
										197	H	Florida A&M	0	3
										210	A	Ga. Southern	0	3
										217	A	Southern Utah	0	3
										235	N	Southeast Mo. St.	0	3
										242	A	Gardner-Webb	0	3
										277	A	Alabama St.	0	3
										281	A	Mercer	0	3
										281	H	Mercer	0	3
										290	N	UC Riverside	0	3
										294	N	Wofford	0	3
										299	A	Charleston So.	0	3
										299	H	Charleston So.	0	3
										304	N	UMES	0	3
										306	A	Bethune-Cookman	0	3
										306	H	Bethune-Cookman	0	3
										317	A	Citadel	0	3
										317	H	Citadel	0	3
										317	N	Citadel	1	3
										318	H	Alabama A&M	1	3
										327	A	N.C. Central	0	3
										327	H	N.C. Central	0	3
										329	A	N.C. A&T	0	3
										329	H	N.C. A&T	0	3
										332	A	South Carolina St.	0	3
										332	H	South Carolina St.	1	3
LAST 10 GAMES														
327	A	N.C. Central	0	3	197	H	Florida A&M	0	3	329	A	N.C. A&T	0	3
329	A	N.C. A&T	0	3	306	H	Bethune-Cookman	0	3	329	H	N.C. A&T	0	3
332	A	South Carolina St.	0	3	210	A	Ga. Southern	0	3	332	A	South Carolina St.	0	3
281	H	Mercer	0	3	281	A	Mercer	0	3	332	H	South Carolina St.	1	3
317	H	Citadel	0	3	329	H	N.C. A&T	0	3					
Non-Div. I Games:														
Tougaloo	3	0	Brewton Parker	3	1	Brewton Parker	3	0	Fort Valley St.	3	0			
Fort Valley St.	3	1							Savannah St.					