

| Average RPI Win: | 75 | WON-LOST RECORD | WINNING PCT. RANK | LAST 10 GAMES | STRENGTH OF SCHEDULE | OPP. STRENGTH OF SCHEDULE | TEAM RPI | ADJ RPI | CONF. RPI | ADJ CONF. RPI | | | | | |
|------------------|----------|-----------------|-------------------|---------------|----------------------|---------------------------|------------|---------|-------------|---------------|----------|-----|---|--------------------|-------|
| DIV. I ONLY | | 21- 3 | .875 | 11 | 10- 0 | 7 | 7 | 1 | .7121 | 1 | 1 | 1 | | | |
| DIV. I NON-CONF. | | 8- 2 | .8 | 44 | 0- 0 | 19 | 37 | 13 | .66084 | 14 | 1 | 1 | | | |
| <hr/> | | | | | | | | | | | | | | | |
| TOTALS | RPI 1-25 | | | RPI 26-50 | W-L RECORDS | | RPI 51-100 | | RPI 101-150 | | RPI 150+ | | | | |
| 21- 3 | 6- 3 | | | 5- 0 | OVERALL | | 2- 0 | | 5- 0 | | 3- 0 | | | | |
| 10- 0 | 2- 0 | | | 4- 0 | HOME | | 1- 0 | | 3- 0 | | 0- 0 | | | | |
| 8- 2 | 4- 2 | | | 0- 0 | AWAY | | 1- 0 | | 2- 0 | | 1- 0 | | | | |
| 3- 1 | 0- 1 | | | 1- 0 | NEUTRAL | | 0- 0 | | 0- 0 | | 2- 0 | | | | |
| 8- 2 | 1- 2 | | | 1- 0 | NON-CONFERENCE | | 0- 0 | | 4- 0 | | 2- 0 | | | | |
| 3- 0 | 0- 0 | | | 0- 0 | HOME | | 0- 0 | | 3- 0 | | 0- 0 | | | | |
| 2- 1 | 1- 1 | | | 0- 0 | AWAY | | 0- 0 | | 1- 0 | | 0- 0 | | | | |
| 3- 1 | 0- 1 | | | 1- 0 | NEUTRAL | | 0- 0 | | 0- 0 | | 2- 0 | | | | |
| 13- 1 | 5- 1 | | | 4- 0 | CONFERENCE | | 2- 0 | | 1- 0 | | 1- 0 | | | | |
| 7- 0 | 2- 0 | | | 4- 0 | HOME | | 1- 0 | | 0- 0 | | 0- 0 | | | | |
| 6- 1 | 3- 1 | | | 0- 0 | AWAY | | 1- 0 | | 1- 0 | | 1- 0 | | | | |
| 0- 0 | 0- 0 | | | 0- 0 | NEUTRAL | | 0- 0 | | 0- 0 | | 0- 0 | | | | |
| RPI | S | Opponent | Score | RPI | S | Opponent | Score | RPI | S | Opponent | Score | RPI | S | Opponent | Score |
| 5 | A | Penn St. | 2 3 | 27 | N | North Carolina | 3 0 | 57 | A | Iowa | 3 0 | 103 | A | Maryland | 3 0 |
| 8 | A | Nebraska | 3 1 | 34 | H | Purdue | 3 1 | 94 | H | Indiana | 3 0 | 110 | A | Col. of Charleston | 3 0 |
| 9 | A | Wisconsin | 3 2 | 36 | H | Michigan | 3 1 | | | | | 111 | H | UCF | 3 0 |
| 9 | H | Wisconsin | 3 1 | 38 | H | Northwestern | 3 0 | | | | | 120 | H | North Dakota St. | 3 0 |
| 11 | A | Ohio St. | 3 2 | 49 | H | Michigan St. | 3 0 | | | | | 127 | H | UC Irvine | 3 0 |
| 12 | A | Stanford | 0 3 | | | | | | | | | 187 | A | Rutgers | 3 0 |
| 16 | N | Texas A&M | 2 3 | | | | | | | | | 196 | N | Bryant | 3 0 |
| 17 | H | Illinois | 3 2 | | | | | | | | | 211 | N | Sam Houston St. | 3 0 |
| 19 | A | Louisville | 3 2 | | | | | | | | | | | | |
| <hr/> | | | | | | | | | | | | | | | |
| LAST 10 GAMES | | | | | | | | | | | | | | | |
| | | | | 36 | H | Michigan | 3 1 | 8 | A | Nebraska | 3 1 | | | | |
| | | | | 49 | H | Michigan St. | 3 0 | 9 | H | Wisconsin | 3 1 | | | | |
| | | | | 34 | H | Purdue | 3 1 | 9 | A | Wisconsin | 3 2 | | | | |
| | | | | 94 | H | Indiana | 3 0 | 187 | A | Rutgers | 3 0 | | | | |
| | | | | 57 | A | Iowa | 3 0 | 103 | A | Maryland | 3 0 | | | | |

Non-Div. I Games:

Minnesota

| Average RPI Win: | | 78 | WON-LOST RECORD | | WINNING PCT. RANK | | LAST 10 GAMES | | STRENGTH OF SCHEDULE | | OPP. STRENGTH OF SCHEDULE | | TEAM RPI | ADJ RPI | | CONF. RPI | ADJ CONF. RPI | |
|-------------------|---|-------------|-----------------|-----------|-------------------|----------------|---------------|----------------|----------------------|-------------|---------------------------|----------|----------|----------------|--|-----------|---------------|---|
| Average RPI Loss: | | 7 | | | | | | | | | | | | | | | | |
| DIV. I ONLY | | | 25- 1 | | .96154 | | 1 | 9- 1 | 37 | | 4 | | 2 | .71013 | | 2 | 3 | 3 |
| DIV. I NON-CONF. | | | 12- 0 | | 1 | | 1 | 0- 0 | 87 | | 3 | | 5 | .68621 | | 4 | 2 | 2 |
| TOTALS | | RPI 1-25 | | RPI 26-50 | | W-L RECORDS | | RPI 51-100 | | RPI 101-150 | | RPI 150+ | | | | | | |
| 25- 1 | | 7- 1 | | 2- 0 | | OVERALL | | 9- 0 | | 5- 0 | | 2- 0 | | | | | | |
| 13- 0 | | 3- 0 | | 2- 0 | | HOME | | 4- 0 | | 2- 0 | | 2- 0 | | | | | | |
| 9- 1 | | 2- 1 | | 0- 0 | | AWAY | | 5- 0 | | 2- 0 | | 0- 0 | | | | | | |
| 3- 0 | | 2- 0 | | 0- 0 | | NEUTRAL | | 0- 0 | | 1- 0 | | 0- 0 | | | | | | |
| 12- 0 | | 3- 0 | | 1- 0 | | NON-CONFERENCE | | 4- 0 | | 2- 0 | | 2- 0 | | | | | | |
| 7- 0 | | 1- 0 | | 1- 0 | | HOME | | 2- 0 | | 1- 0 | | 2- 0 | | | | | | |
| 2- 0 | | 0- 0 | | 0- 0 | | AWAY | | 2- 0 | | 0- 0 | | 0- 0 | | | | | | |
| 3- 0 | | 2- 0 | | 0- 0 | | NEUTRAL | | 0- 0 | | 1- 0 | | 0- 0 | | | | | | |
| 13- 1 | | 4- 1 | | 1- 0 | | CONFERENCE | | 5- 0 | | 3- 0 | | 0- 0 | | | | | | |
| 6- 0 | | 2- 0 | | 1- 0 | | HOME | | 2- 0 | | 1- 0 | | 0- 0 | | | | | | |
| 7- 1 | | 2- 1 | | 0- 0 | | AWAY | | 3- 0 | | 2- 0 | | 0- 0 | | | | | | |
| 0- 0 | | 0- 0 | | 0- 0 | | NEUTRAL | | 0- 0 | | 0- 0 | | 0- 0 | | | | | | |
| RPI | S | Opponent | | Score | | RPI | S | Opponent | | Score | | RPI | S | Opponent | | Score | | |
| 7 | A | Washington | | 0 | 3 | 27 | H | North Carolina | | 3 | 1 | 54 | H | Idaho St. | | 3 | 0 | |
| 7 | H | Washington | | 3 | 1 | 46 | H | Arizona | | 3 | 1 | 55 | A | UNI | | 3 | 0 | |
| 10 | A | UCLA | | 3 | 0 | | | | | | | 65 | A | Oklahoma | | 3 | 1 | |
| 12 | A | Stanford | | 3 | 2 | | | | | | | 66 | H | Pepperdine | | 3 | 0 | |
| 13 | N | Kentucky | | 3 | 0 | | | | | | | 68 | A | Oregon | | 3 | 0 | |
| 18 | H | BYU | | 3 | 0 | | | | | | | 69 | A | Colorado | | 3 | 2 | |
| 23 | N | Creighton | | 3 | 0 | | | | | | | 69 | H | Colorado | | 3 | 1 | |
| 25 | H | Arizona St. | | 3 | 1 | | | | | | | 90 | A | Washington St. | | 3 | 2 | |
| | | | | | | | | | | | | 90 | H | Washington St. | | 3 | 0 | |
| | | | | | | LAST 10 GAMES | | | | | | | | | | | | |
| | | | | | | 124 | H | Utah | | 3 | 0 | 141 | A | Oregon St. | | 3 | 1 | |
| | | | | | | 69 | H | Colorado | | 3 | 1 | 46 | H | Arizona | | 3 | 1 | |
| | | | | | | 90 | A | Washington St. | | 3 | 2 | 25 | H | Arizona St. | | 3 | 1 | |
| | | | | | | 7 | A | Washington | | 0 | 3 | 124 | A | Utah | | 3 | 0 | |
| | | | | | | 68 | A | Oregon | | 3 | 0 | 69 | A | Colorado | | 3 | 2 | |

Non-Div. I Games:

Southern California

| Average RPI Win: | | 90 | WON-LOST RECORD | | WINNING PCT. RANK | | LAST 10 GAMES | | STRENGTH OF SCHEDULE | | OPP. STRENGTH OF SCHEDULE | | TEAM RPI | | ADJ RPI | | CONF. RPI | | ADJ CONF. RPI | |
|------------------|---|----------|-----------------|-----------|-------------------|----------------|---------------|---------------|----------------------|-------------|---------------------------|----------|----------|----------------|----------|-------|-----------|--|---------------|--|
| DIV. I ONLY | | | 20- 2 | | .90909 8 | | 9- 1 | | 18 | | 32 | | 3 | | .69863 3 | | 2 | | 2 | |
| DIV. I NON-CONF. | | | 10- 1 | | .90909 15 | | 0- 0 | | 13 | | 48 | | 3 | | .70163 3 | | 3 | | 3 | |
| TOTALS | | RPI 1-25 | | RPI 26-50 | | W-L RECORDS | | RPI 51-100 | | RPI 101-150 | | RPI 150+ | | | | | | | | |
| 20- 2 | | 3- 1 | | 5- 1 | | OVERALL | | 5- 0 | | 2- 0 | | 5- 0 | | | | | | | | |
| 13- 1 | | 3- 1 | | 3- 0 | | HOME | | 3- 0 | | 2- 0 | | 2- 0 | | | | | | | | |
| 5- 1 | | 0- 0 | | 2- 1 | | AWAY | | 1- 0 | | 0- 0 | | 2- 0 | | | | | | | | |
| 2- 0 | | 0- 0 | | 0- 0 | | NEUTRAL | | 1- 0 | | 0- 0 | | 1- 0 | | | | | | | | |
| 10- 1 | | 1- 1 | | 3- 0 | | NON-CONFERENCE | | 3- 0 | | 2- 0 | | 1- 0 | | | | | | | | |
| 7- 1 | | 1- 1 | | 2- 0 | | HOME | | 2- 0 | | 2- 0 | | 0- 0 | | | | | | | | |
| 1- 0 | | 0- 0 | | 1- 0 | | AWAY | | 0- 0 | | 0- 0 | | 0- 0 | | | | | | | | |
| 2- 0 | | 0- 0 | | 0- 0 | | NEUTRAL | | 1- 0 | | 0- 0 | | 1- 0 | | | | | | | | |
| 10- 1 | | 2- 0 | | 2- 1 | | CONFERENCE | | 2- 0 | | 0- 0 | | 4- 0 | | | | | | | | |
| 6- 0 | | 2- 0 | | 1- 0 | | HOME | | 1- 0 | | 0- 0 | | 2- 0 | | | | | | | | |
| 4- 1 | | 0- 0 | | 1- 1 | | AWAY | | 1- 0 | | 0- 0 | | 2- 0 | | | | | | | | |
| 0- 0 | | 0- 0 | | 0- 0 | | NEUTRAL | | 0- 0 | | 0- 0 | | 0- 0 | | | | | | | | |
| RPI | S | Opponent | | Score | | RPI | S | Opponent | | Score | | RPI | S | Opponent | | Score | | | | |
| 4 | H | Florida | | 1 | 3 | 31 | H | Colorado St. | | 3 | 0 | 51 | A | Kansas St. | | 3 | 0 | | | |
| 6 | H | Kansas | | 3 | 0 | 37 | A | Baylor | | 3 | 0 | 61 | H | Rice | | 3 | 0 | | | |
| 8 | H | Nebraska | | 3 | 2 | 39 | H | Santa Clara | | 3 | 0 | 65 | H | Oklahoma | | 3 | 1 | | | |
| 14 | H | Iowa St. | | 3 | 0 | 42 | A | TCU | | 0 | 3 | 77 | H | UTSA | | 3 | 0 | | | |
| | | | | | | 42 | H | TCU | | 3 | 0 | 82 | N | New Mexico St. | | 3 | 1 | | | |
| | | | | | | 46 | A | Arizona | | 3 | 2 | | | | | | | | | |
| | | | | | | | | LAST 10 GAMES | | | | | | | | | | | | |
| | | | | | | 177 | H | West Virginia | | 3 | 0 | 160 | H | Texas Tech | | 3 | 0 | | | |
| | | | | | | 160 | A | Texas Tech | | 3 | 0 | 65 | H | Oklahoma | | 3 | 1 | | | |
| | | | | | | 42 | A | TCU | | 0 | 3 | 37 | A | Baylor | | 3 | 0 | | | |
| | | | | | | 6 | H | Kansas | | 3 | 0 | 14 | H | Iowa St. | | 3 | 0 | | | |
| | | | | | | 51 | A | Kansas St. | | 3 | 0 | 177 | A | West Virginia | | 3 | 0 | | | |

Non-Div. I Games:

Texas

| | | | | | | | | | | | | | | | | | | | | | | | | | | | |
|------------------|---|-------------|-----------------|-----------|-------------------|-----------------------|---------------|------------|----------------------|-------------|---------------------------|----------|----------|----------------|----------|-------|-----------|------|---------------|-----------------|---|---|--|--|--|--|--|
| Average RPI Win: | | 84 | WON-LOST RECORD | | WINNING PCT. RANK | | LAST 10 GAMES | | STRENGTH OF SCHEDULE | | OPP. STRENGTH OF SCHEDULE | | TEAM RPI | | ADJ RPI | | CONF. RPI | | ADJ CONF. RPI | | | | | | | | |
| DIV. I ONLY | | | 18- 5 | | .78261 31 | | 9- 1 | | 2 | | 38 | | 4 | | .69078 4 | | 5 | | 5 | | | | | | | | |
| DIV. I NON-CONF. | | | 8- 1 | | .88889 23 | | 0- 0 | | 1 | | 51 | | 1 | | .72012 1 | | 4 | | 4 | | | | | | | | |
| TOTALS | | RPI 1-25 | | RPI 26-50 | | W-L RECORDS | | RPI 51-100 | | RPI 101-150 | | RPI 150+ | | | | | | | | | | | | | | | |
| 18- 5 | | 5- 2 | | 1- 2 | | OVERALL | | 6- 1 | | 3- 0 | | 3- 0 | | | | | | | | | | | | | | | |
| 8- 1 | | 3- 1 | | 1- 0 | | HOME | | 2- 0 | | 2- 0 | | 0- 0 | | | | | | | | | | | | | | | |
| 7- 4 | | 2- 1 | | 0- 2 | | AWAY | | 3- 1 | | 0- 0 | | 0- 0 | | | | | | | | | | | | | | | |
| 3- 0 | | 0- 0 | | 0- 0 | | NEUTRAL | | 1- 0 | | 1- 0 | | 1- 0 | | | | | | | | | | | | | | | |
| 8- 1 | | 2- 0 | | 0- 1 | | NON-CONFERENCE | | 3- 0 | | 2- 0 | | 1- 0 | | | | | | 1- 0 | | | | | | | | | |
| 2- 0 | | 1- 0 | | 0- 0 | | HOME | | 0- 0 | | 1- 0 | | 0- 0 | | | | | | 0- 0 | | | | | | | | | |
| 3- 1 | | 1- 0 | | 0- 1 | | AWAY | | 2- 0 | | 0- 0 | | 0- 0 | | | | | | 0- 0 | | | | | | | | | |
| 3- 0 | | 0- 0 | | 0- 0 | | NEUTRAL | | 1- 0 | | 1- 0 | | 1- 0 | | | | | | 1- 0 | | | | | | | | | |
| 10- 4 | | 3- 2 | | 1- 1 | | CONFERENCE | | 3- 1 | | 1- 0 | | 2- 0 | | | | | | 2- 0 | | | | | | | | | |
| 6- 1 | | 2- 1 | | 1- 0 | | HOME | | 2- 0 | | 1- 0 | | 0- 0 | | | | | | 0- 0 | | | | | | | | | |
| 4- 3 | | 1- 1 | | 0- 1 | | AWAY | | 1- 1 | | 0- 0 | | 2- 0 | | | | | | 2- 0 | | | | | | | | | |
| 0- 0 | | 0- 0 | | 0- 0 | | NEUTRAL | | 0- 0 | | 0- 0 | | 0- 0 | | | | | | 0- 0 | | | | | | | | | |
| RPI | S | Opponent | | Score | | RPI | S | Opponent | | Score | | RPI | S | Opponent | | Score | | | | | | | | | | | |
| 3 | A | Texas | | 3 | 1 | 32 | A | Hawaii | | 2 | 3 | 63 | A | James Madison | | 3 | 0 | 126 | H | Mississippi St. | 3 | 0 | | | | | |
| 13 | A | Kentucky | | 3 | 1 | 41 | A | Arkansas | | 2 | 3 | 68 | N | Oregon | | 3 | 0 | 129 | H | St. John's (NY) | 3 | 0 | | | | | |
| 13 | H | Kentucky | | 1 | 3 | 41 | H | Arkansas | | 3 | 0 | 73 | A | Auburn | | 2 | 3 | 144 | N | San Diego St. | 3 | 0 | | | | | |
| 15 | A | Missouri | | 2 | 3 | | | | | | | 73 | H | Auburn | | 3 | 0 | 172 | A | South Carolina | 3 | 0 | | | | | |
| 15 | H | Missouri | | 3 | 0 | | | | | | | 74 | A | American | | 3 | 1 | 179 | N | Eastern Wash. | 3 | 1 | | | | | |
| 16 | H | Texas A&M | | 3 | 0 | | | | | | | 75 | H | Ole Miss | | 3 | 0 | 206 | A | Georgia | 3 | 0 | | | | | |
| 21 | H | Florida St. | | 3 | 1 | | | | | | | 98 | A | Tennessee | | 3 | 0 | | | | | | | | | | |
| | | | | | | LAST 10 GAMES | | | | | | | | | | | | | | | | | | | | | |
| | | | | | | 73 A Auburn | | | | | | 2 | 3 | 41 H Arkansas | | | | | | 3 | 0 | | | | | | |
| | | | | | | 126 H Mississippi St. | | | | | | 3 | 0 | 13 A Kentucky | | | | | | 3 | 1 | | | | | | |
| | | | | | | 206 A Georgia | | | | | | 3 | 0 | 98 A Tennessee | | | | | | 3 | 0 | | | | | | |
| | | | | | | 172 A South Carolina | | | | | | 3 | 0 | 73 H Auburn | | | | | | 3 | 0 | | | | | | |
| | | | | | | 15 H Missouri | | | | | | 3 | 0 | 16 H Texas A&M | | | | | | 3 | 0 | | | | | | |

Non-Div. I Games:

Florida

| Average RPI Win: | 92 | WON-LOST | WINNING | LAST 10 | STRENGTH OF | OPP. STRENGTH | TEAM | ADJ | CONF. | ADJ CONF. | | |
|-------------------|-----------|-----------|-----------|----------------|--------------|---------------|------|-------------|--------------|-----------|---|---|
| Average RPI Loss: | 23 | RECORD | PCT. RANK | GAMES | SCHEDULE | OF SCHEDULE | RPI | RPI | RPI | RPI | | |
| DIV. I ONLY | | 23- 2 | .92 | 5 | 9- 1 | 53 | 8 | 8 | .68961 | 5 | 1 | 1 |
| DIV. I NON-CONF. | | 11- 0 | 1 | 1 | 0- 0 | 164 | 40 | 22 | .64064 | 24 | 1 | 1 |
| <hr/> | | | | | | | | | | | | |
| TOTALS | RPI 1-25 | RPI 26-50 | | W-L RECORDS | | RPI 51-100 | | RPI 101-150 | | RPI 150+ | | |
| 23- 2 | 6- 1 | 4- 1 | | OVERALL | | 4- 0 | | 3- 0 | | 6- 0 | | |
| 11- 1 | 4- 1 | 2- 0 | | HOME | | 3- 0 | | 0- 0 | | 2- 0 | | |
| 8- 1 | 2- 0 | 2- 1 | | AWAY | | 0- 0 | | 1- 0 | | 3- 0 | | |
| 4- 0 | 0- 0 | 0- 0 | | NEUTRAL | | 1- 0 | | 2- 0 | | 1- 0 | | |
| <hr/> | | | | | | | | | | | | |
| 11- 0 | 1- 0 | 1- 0 | | NON-CONFERENCE | | 2- 0 | | 2- 0 | | 5- 0 | | |
| 5- 0 | 1- 0 | 1- 0 | | HOME | | 1- 0 | | 0- 0 | | 2- 0 | | |
| 2- 0 | 0- 0 | 0- 0 | | AWAY | | 0- 0 | | 0- 0 | | 2- 0 | | |
| 4- 0 | 0- 0 | 0- 0 | | NEUTRAL | | 1- 0 | | 2- 0 | | 1- 0 | | |
| <hr/> | | | | | | | | | | | | |
| 12- 2 | 5- 1 | 3- 1 | | CONFERENCE | | 2- 0 | | 1- 0 | | 1- 0 | | |
| 6- 1 | 3- 1 | 1- 0 | | HOME | | 2- 0 | | 0- 0 | | 0- 0 | | |
| 6- 1 | 2- 0 | 2- 1 | | AWAY | | 0- 0 | | 1- 0 | | 1- 0 | | |
| 0- 0 | 0- 0 | 0- 0 | | NEUTRAL | | 0- 0 | | 0- 0 | | 0- 0 | | |
| <hr/> | | | | | | | | | | | | |
| RPI S | Opponent | Score | | RPI S | Opponent | Score | | RPI S | Opponent | Score | | |
| 1 H | Minnesota | 3 | 2 | 34 H | Purdue | 3 | 0 | 57 H | Iowa | 3 | 0 | |
| 8 H | Nebraska | 2 | 3 | 36 A | Michigan | 3 | 2 | 69 H | Colorado | 3 | 0 | |
| 9 H | Wisconsin | 3 | 0 | 38 A | Northwestern | 2 | 3 | 73 N | Auburn | 3 | 0 | |
| 11 A | Ohio St. | 3 | 0 | 44 H | Villanova | 3 | 0 | 94 H | Indiana | 3 | 0 | |
| 11 H | Ohio St. | 3 | 1 | 49 A | Michigan St. | 3 | 0 | | | | | |
| 12 H | Stanford | 3 | 0 | | | | | | | | | |
| 17 A | Illinois | 3 | 1 | | | | | | | | | |
| | | | | | | | | | | | | |
| | | | | | | | | | | | | |
| | | | | LAST 10 GAMES | | | | | | | | |
| | | | | 187 A | Rutgers | 3 | 0 | 36 A | Michigan | 3 | 2 | |
| | | | | 103 A | Maryland | 3 | 1 | 34 H | Purdue | 3 | 0 | |
| | | | | 11 H | Ohio St. | 3 | 1 | 94 H | Indiana | 3 | 0 | |
| | | | | 11 A | Ohio St. | 3 | 0 | 38 A | Northwestern | 2 | 3 | |
| | | | | 49 A | Michigan St. | 3 | 0 | 17 A | Illinois | 3 | 1 | |

Non-Div. I Games:

Penn St.

| Average RPI Win: | 101 | WON-LOST | WINNING | LAST 10 | STRENGTH OF | OPP. STRENGTH | TEAM | ADJ | CONF. | ADJ CONF. | | |
|-------------------|----------|-----------|-----------|----------------|-------------|---------------|------------|-------------|--------|------------------|-------|---|
| Average RPI Loss: | 3 | RECORD | PCT. RANK | GAMES | SCHEDULE | OF SCHEDULE | RPI | RPI | RPI | RPI | | |
| DIV. I ONLY | | 22- 1 | .95652 | 3 | 9- 1 | 58 | 14 | 6 | .68618 | 6 | 2 | 2 |
| DIV. I NON-CONF. | | 12- 0 | 1 | 1 | 0- 0 | 99 | 59 | 16 | .65868 | 17 | 3 | 3 |
| <hr/> | | | | | | | | | | | | |
| TOTALS | RPI 1-25 | RPI 26-50 | | W-L RECORDS | | RPI 51-100 | | RPI 101-150 | | RPI 150+ | | |
| 22- 1 | 2- 1 | 7- 0 | | OVERALL | | 5- 0 | | 1- 0 | | 7- 0 | | |
| 11- 0 | 1- 0 | 2- 0 | | HOME | | 4- 0 | | 0- 0 | | 4- 0 | | |
| 7- 1 | 1- 1 | 4- 0 | | AWAY | | 1- 0 | | 0- 0 | | 1- 0 | | |
| 4- 0 | 0- 0 | 1- 0 | | NEUTRAL | | 0- 0 | | 1- 0 | | 2- 0 | | |
| 12- 0 | 0- 0 | 4- 0 | | NON-CONFERENCE | | 2- 0 | | 1- 0 | | 5- 0 | | |
| 6- 0 | 0- 0 | 1- 0 | | HOME | | 2- 0 | | 0- 0 | | 3- 0 | | |
| 2- 0 | 0- 0 | 2- 0 | | AWAY | | 0- 0 | | 0- 0 | | 0- 0 | | |
| 4- 0 | 0- 0 | 1- 0 | | NEUTRAL | | 0- 0 | | 1- 0 | | 2- 0 | | |
| 10- 1 | 2- 1 | 3- 0 | | CONFERENCE | | 3- 0 | | 0- 0 | | 2- 0 | | |
| 5- 0 | 1- 0 | 1- 0 | | HOME | | 2- 0 | | 0- 0 | | 1- 0 | | |
| 5- 1 | 1- 1 | 2- 0 | | AWAY | | 1- 0 | | 0- 0 | | 1- 0 | | |
| 0- 0 | 0- 0 | 0- 0 | | NEUTRAL | | 0- 0 | | 0- 0 | | 0- 0 | | |
| RPI S | Opponent | Score | RPI S | Opponent | Score | RPI S | Opponent | Score | RPI S | Opponent | Score | |
| 3 A | Texas | 0 3 | 29 N | Marquette | 3 0 | 51 H | Kansas St. | 3 1 | 117 N | Army West Point | 3 0 | |
| 14 A | Iowa St. | 3 1 | 37 A | Baylor | 3 1 | 65 A | Oklahoma | 3 1 | 151 N | Northern Colo. | 3 1 | |
| 14 H | Iowa St. | 3 0 | 37 H | Baylor | 3 0 | 65 H | Oklahoma | 3 0 | 160 A | Texas Tech | 3 0 | |
| | | | 40 H | Missouri St. | 3 0 | 76 H | Gonzaga | 3 1 | 171 H | UMKC | 3 0 | |
| | | | 41 A | Arkansas | 3 1 | 87 H | Duke | 3 0 | 177 H | West Virginia | 3 0 | |
| | | | 42 A | TCU | 3 0 | | | | 214 N | McNeese St. | 3 0 | |
| | | | 48 A | Wyoming | 3 0 | | | | 271 H | South Dakota St. | 3 0 | |
| | | | | | | | | | 305 H | Western Ill. | 3 0 | |
| <hr/> | | | | | | | | | | | | |
| LAST 10 GAMES | | | | | | | | | | | | |
| 65 A | Oklahoma | 3 1 | 37 A | Baylor | 3 1 | | | | | | | |
| 37 H | Baylor | 3 0 | 14 H | Iowa St. | 3 0 | | | | | | | |
| 14 A | Iowa St. | 3 1 | 160 A | Texas Tech | 3 0 | | | | | | | |
| 3 A | Texas | 0 3 | 177 H | West Virginia | 3 0 | | | | | | | |
| 65 H | Oklahoma | 3 0 | 42 A | TCU | 3 0 | | | | | | | |

Non-Div. I Games:

Kansas

| Average RPI Win: | | 97 | WON-LOST RECORD | | WINNING PCT. RANK | | LAST 10 GAMES | | STRENGTH OF SCHEDULE | | OPP. STRENGTH OF SCHEDULE | | TEAM RPI | | ADJ RPI | | CONF. RPI | | ADJ CONF. RPI | | | | |
|------------------|---|---------------------|-----------------|-----------|-------------------|----------------|---------------|---------------------|----------------------|-------------|---------------------------|----------|----------|----------------|----------|-------|-----------|-----|---------------|-----------------|--|---|---|
| DIV. I ONLY | | | 22- 2 | | .91667 7 | | 9- 1 | | 44 | | 10 | | 7 | | .68602 7 | | 3 | | 3 | | | | |
| DIV. I NON-CONF. | | | 10- 0 | | 1 1 | | 0- 0 | | 249 | | 26 | | 37 | | .6134 39 | | 2 | | 2 | | | | |
| TOTALS | | RPI 1-25 | | RPI 26-50 | | W-L RECORDS | | RPI 51-100 | | RPI 101-150 | | RPI 150+ | | | | | | | | | | | |
| 22- 2 | | 5- 2 | | 3- 0 | | OVERALL | | 6- 0 | | 2- 0 | | 6- 0 | | | | | | | | | | | |
| 12- 0 | | 3- 0 | | 1- 0 | | HOME | | 3- 0 | | 1- 0 | | 4- 0 | | | | | | | | | | | |
| 7- 2 | | 2- 2 | | 1- 0 | | AWAY | | 3- 0 | | 0- 0 | | 1- 0 | | | | | | | | | | | |
| 3- 0 | | 0- 0 | | 1- 0 | | NEUTRAL | | 0- 0 | | 1- 0 | | 1- 0 | | | | | | | | | | | |
| 10- 0 | | 0- 0 | | 1- 0 | | NON-CONFERENCE | | 3- 0 | | 1- 0 | | 5- 0 | | | | | | | | | | | |
| 5- 0 | | 0- 0 | | 0- 0 | | HOME | | 1- 0 | | 0- 0 | | 4- 0 | | | | | | | | | | | |
| 2- 0 | | 0- 0 | | 0- 0 | | AWAY | | 2- 0 | | 0- 0 | | 0- 0 | | | | | | | | | | | |
| 3- 0 | | 0- 0 | | 1- 0 | | NEUTRAL | | 0- 0 | | 1- 0 | | 1- 0 | | | | | | | | | | | |
| 12- 2 | | 5- 2 | | 2- 0 | | CONFERENCE | | 3- 0 | | 1- 0 | | 1- 0 | | | | | | | | | | | |
| 7- 0 | | 3- 0 | | 1- 0 | | HOME | | 2- 0 | | 1- 0 | | 0- 0 | | | | | | | | | | | |
| 5- 2 | | 2- 2 | | 1- 0 | | AWAY | | 1- 0 | | 0- 0 | | 1- 0 | | | | | | | | | | | |
| 0- 0 | | 0- 0 | | 0- 0 | | NEUTRAL | | 0- 0 | | 0- 0 | | 0- 0 | | | | | | | | | | | |
| RPI | S | Opponent | | Score | | RPI | S | Opponent | | Score | | RPI | S | Opponent | | Score | | | | | | | |
| 2 | A | Southern California | | 1 | 3 | 45 | N | Boise St. | | 3 | 0 | 65 | A | Oklahoma | | 3 | 1 | 103 | N | Maryland | | 3 | 0 |
| 2 | H | Southern California | | 3 | 0 | 46 | A | Arizona | | 3 | 0 | 68 | H | Oregon | | 3 | 0 | 141 | H | Oregon St. | | 3 | 0 |
| 10 | A | UCLA | | 3 | 0 | 46 | H | Arizona | | 3 | 1 | 69 | H | Colorado | | 3 | 0 | 159 | A | California | | 3 | 0 |
| 10 | H | UCLA | | 3 | 1 | | | | | | | 76 | A | Gonzaga | | 3 | 0 | 166 | H | St. Mary's (CA) | | 3 | 0 |
| 12 | A | Stanford | | 2 | 3 | | | | | | | 90 | A | Washington St. | | 3 | 2 | 221 | H | CSUN | | 3 | 0 |
| 25 | A | Arizona St. | | 3 | 0 | | | | | | | 99 | H | Murray St. | | 3 | 0 | 221 | H | CSUN | | 3 | 0 |
| 25 | H | Arizona St. | | 3 | 0 | | | | | | | | | | | | | 227 | H | Buffalo | | 3 | 0 |
| | | | | | | | | | | | | | | | | | | 228 | N | Portland St. | | 3 | 0 |
| | | | | | | LAST 10 GAMES | | | | | | | | | | | | | | | | | |
| | | | | | | 46 | A | Arizona | | 3 | 0 | 12 | A | Stanford | | 2 | 3 | | | | | | |
| | | | | | | 25 | A | Arizona St. | | 3 | 0 | 68 | H | Oregon | | 3 | 0 | | | | | | |
| | | | | | | 10 | H | UCLA | | 3 | 1 | 141 | H | Oregon St. | | 3 | 0 | | | | | | |
| | | | | | | 2 | H | Southern California | | 3 | 0 | 25 | H | Arizona St. | | 3 | 0 | | | | | | |
| | | | | | | 159 | A | California | | 3 | 0 | 46 | H | Arizona | | 3 | 1 | | | | | | |

Non-Div. I Games:

Washington

| | | | | | | | | | | | | | | | |
|------------------|----|-----------------|-------------------|-----------|---------------|----------------|----------------------|------------|---------------------------|-------------|----------|------------|-----------|---------------|---|
| Average RPI Win: | 76 | WON-LOST RECORD | WINNING PCT. RANK | | LAST 10 GAMES | | STRENGTH OF SCHEDULE | | OPP. STRENGTH OF SCHEDULE | | TEAM RPI | ADJ RPI | CONF. RPI | ADJ CONF. RPI | |
| DIV. I ONLY | | 18- 6 | .75 | 43 | 8- 2 | | 5 | | 3 | | 10 | .68245 | 9 | 1 | 1 |
| DIV. I NON-CONF. | | 8- 2 | .8 | 44 | 0- 0 | | 22 | | 13 | | 11 | .67257 | 9 | 1 | 1 |
| <hr/> | | | | | | | | | | | | | | | |
| TOTALS | | RPI 1-25 | | RPI 26-50 | | W-L RECORDS | | RPI 51-100 | | RPI 101-150 | | RPI 150+ | | | |
| 18- 6 | | 4- 5 | | 5- 1 | | OVERALL | | 4- 0 | | 2- 0 | | 3- 0 | | | |
| 10- 2 | | 1- 2 | | 4- 0 | | HOME | | 2- 0 | | 1- 0 | | 2- 0 | | | |
| 6- 3 | | 3- 3 | | 0- 0 | | AWAY | | 1- 0 | | 1- 0 | | 1- 0 | | | |
| 2- 1 | | 0- 0 | | 1- 1 | | NEUTRAL | | 1- 0 | | 0- 0 | | 0- 0 | | | |
| 8- 2 | | 2- 1 | | 1- 1 | | NON-CONFERENCE | | 2- 0 | | 1- 0 | | 2- 0 | | | |
| 4- 1 | | 0- 1 | | 0- 0 | | HOME | | 1- 0 | | 1- 0 | | 2- 0 | | | |
| 2- 0 | | 2- 0 | | 0- 0 | | AWAY | | 0- 0 | | 0- 0 | | 0- 0 | | | |
| 2- 1 | | 0- 0 | | 1- 1 | | NEUTRAL | | 1- 0 | | 0- 0 | | 0- 0 | | | |
| 10- 4 | | 2- 4 | | 4- 0 | | CONFERENCE | | 2- 0 | | 1- 0 | | 1- 0 | | | |
| 6- 1 | | 1- 1 | | 4- 0 | | HOME | | 1- 0 | | 0- 0 | | 0- 0 | | | |
| 4- 3 | | 1- 3 | | 0- 0 | | AWAY | | 1- 0 | | 1- 0 | | 1- 0 | | | |
| 0- 0 | | 0- 0 | | 0- 0 | | NEUTRAL | | 0- 0 | | 0- 0 | | 0- 0 | | | |
| RPI | S | Opponent | Score | | RPI | S | Opponent | Score | | RPI | S | Opponent | Score | | |
| 1 | A | Minnesota | 1 | 3 | 27 | N | North Carolina | 3 | 0 | 51 | N | Kansas St. | 3 | 1 | |
| 1 | H | Minnesota | 2 | 3 | 34 | H | Purdue | 3 | 1 | 57 | A | Iowa | 3 | 0 | |
| 5 | A | Penn St. | 0 | 3 | 36 | H | Michigan | 3 | 0 | 94 | H | Indiana | 3 | 0 | |
| 8 | A | Nebraska | 3 | 1 | 38 | H | Northwestern | 3 | 0 | 96 | H | Kent St. | 3 | 0 | |
| 11 | A | Ohio St. | 2 | 3 | 41 | N | Arkansas | 2 | 3 | | | | | | |
| 17 | H | Illinois | 3 | 1 | 49 | H | Michigan St. | 3 | 0 | | | | | | |
| 19 | A | Louisville | 3 | 1 | | | | | | | | | | | |
| 20 | H | Western Ky. | 1 | 3 | | | | | | | | | | | |
| 23 | A | Creighton | 3 | 0 | | | | | | | | | | | |
| <hr/> | | | | | | | | | | | | | | | |
| LAST 10 GAMES | | | | | | | | | | | | | | | |
| | | | | | 49 | H | Michigan St. | 3 | 0 | 57 | A | Iowa | 3 | 0 | |
| | | | | | 36 | H | Michigan | 3 | 0 | 1 | A | Minnesota | 1 | 3 | |
| | | | | | 94 | H | Indiana | 3 | 0 | 1 | H | Minnesota | 2 | 3 | |
| | | | | | 34 | H | Purdue | 3 | 1 | 103 | A | Maryland | 3 | 0 | |
| | | | | | 8 | A | Nebraska | 3 | 1 | 187 | A | Rutgers | 3 | 0 | |

Non-Div. I Games:

Wisconsin

| Average RPI Win: | | 82 | WON-LOST RECORD | | WINNING PCT. RANK | | LAST 10 GAMES | | STRENGTH OF SCHEDULE | | OPP. STRENGTH OF SCHEDULE | | TEAM RPI | | ADJ RPI | | CONF. RPI | | ADJ CONF. RPI | | | | | |
|------------------|---|---------------------|-----------------|-----------|-------------------|----------------|---------------|------------------|----------------------|-------------|---------------------------|----------|----------|----------------|---------|-------|-----------|--|---------------|--|---|--|---|--|
| DIV. I ONLY | | | 20- 4 | | .83333 | | 17 | | 9- 1 | | 10 | | 18 | | 5 | | .68205 | | 10 | | 3 | | 3 | |
| DIV. I NON-CONF. | | | 9- 1 | | .9 | | 20 | | 0- 0 | | 5 | | 29 | | 2 | | .71674 | | 2 | | 2 | | 2 | |
| TOTALS | | RPI 1-25 | | RPI 26-50 | | W-L RECORDS | | RPI 51-100 | | RPI 101-150 | | RPI 150+ | | | | | | | | | | | | |
| 20- 4 | | 2- 3 | | 4- 1 | | OVERALL | | 8- 0 | | 4- 0 | | 2- 0 | | | | | | | | | | | | |
| 6- 3 | | 1- 2 | | 2- 1 | | HOME | | 2- 0 | | 1- 0 | | 0- 0 | | | | | | | | | | | | |
| 10- 1 | | 0- 1 | | 1- 0 | | AWAY | | 4- 0 | | 3- 0 | | 2- 0 | | | | | | | | | | | | |
| 4- 0 | | 1- 0 | | 1- 0 | | NEUTRAL | | 2- 0 | | 0- 0 | | 0- 0 | | | | | | | | | | | | |
| 9- 1 | | 1- 0 | | 3- 1 | | NON-CONFERENCE | | 3- 0 | | 1- 0 | | 1- 0 | | | | | | | | | | | | |
| 1- 1 | | 0- 0 | | 1- 1 | | HOME | | 0- 0 | | 0- 0 | | 0- 0 | | | | | | | | | | | | |
| 4- 0 | | 0- 0 | | 1- 0 | | AWAY | | 1- 0 | | 1- 0 | | 1- 0 | | | | | | | | | | | | |
| 4- 0 | | 1- 0 | | 1- 0 | | NEUTRAL | | 2- 0 | | 0- 0 | | 0- 0 | | | | | | | | | | | | |
| 11- 3 | | 1- 3 | | 1- 0 | | CONFERENCE | | 5- 0 | | 3- 0 | | 1- 0 | | | | | | | | | | | | |
| 5- 2 | | 1- 2 | | 1- 0 | | HOME | | 2- 0 | | 1- 0 | | 0- 0 | | | | | | | | | | | | |
| 6- 1 | | 0- 1 | | 0- 0 | | AWAY | | 3- 0 | | 2- 0 | | 1- 0 | | | | | | | | | | | | |
| 0- 0 | | 0- 0 | | 0- 0 | | NEUTRAL | | 0- 0 | | 0- 0 | | 0- 0 | | | | | | | | | | | | |
| RPI | S | Opponent | | Score | | RPI | S | Opponent | | Score | | RPI | S | Opponent | | Score | | | | | | | | |
| 2 | H | Southern California | | 0 | 3 | 26 | H | Loyola Marymount | | 0 | 3 | 53 | A | Long Beach St. | | 3 | 1 | | | | | | | |
| 7 | A | Washington | | 1 | 3 | 28 | N | San Diego | | 3 | 1 | 57 | N | Iowa | | 3 | 0 | | | | | | | |
| 7 | H | Washington | | 0 | 3 | 32 | A | Hawaii | | 3 | 1 | 68 | A | Oregon | | 3 | 1 | | | | | | | |
| 24 | N | SMU | | 3 | 0 | 46 | H | Arizona | | 3 | 0 | 69 | A | Colorado | | 3 | 0 | | | | | | | |
| 25 | H | Arizona St. | | 3 | 0 | 47 | H | Virginia | | 3 | 0 | 69 | H | Colorado | | 3 | 0 | | | | | | | |
| | | | | | | | | | | | | 74 | N | American | | 3 | 0 | | | | | | | |
| | | | | | | | | | | | | 90 | A | Washington St. | | 3 | 1 | | | | | | | |
| | | | | | | | | | | | | 90 | H | Washington St. | | 3 | 0 | | | | | | | |
| LAST 10 GAMES | | | | | | | | | | | | | | | | | | | | | | | | |
| | | | | | | 124 | H | Utah | | 3 | 1 | 68 | A | Oregon | | 3 | 1 | | | | | | | |
| | | | | | | 69 | H | Colorado | | 3 | 0 | 25 | H | Arizona St. | | 3 | 0 | | | | | | | |
| | | | | | | 7 | A | Washington | | 1 | 3 | 46 | H | Arizona | | 3 | 0 | | | | | | | |
| | | | | | | 90 | A | Washington St. | | 3 | 1 | 69 | A | Colorado | | 3 | 0 | | | | | | | |
| | | | | | | 141 | A | Oregon St. | | 3 | 2 | 124 | A | Utah | | 3 | 1 | | | | | | | |

Non-Div. I Games:

UCLA

| | | | | | | | | | | | | | | | |
|-------------------|----------|-------------|-----------|--------------------|-------------|---------------|-------|-----------------------|--------|-----------|-------|-----|---|---------------|-----|
| Average RPI Win: | 86 | WON-LOST | WINNING | LAST 10 | STRENGTH OF | OPP. STRENGTH | TEAM | ADJ | CONF. | ADJ CONF. | | | | | |
| Average RPI Loss: | 35 | RECORD | PCT. RANK | GAMES | SCHEDULE | OF SCHEDULE | RPI | RPI | RPI | RPI | | | | | |
| DIV. I ONLY | | 20- 6 | .76923 | 34 | 6- 4 | 9 | 15 | 11 | .6759 | 11 | 1 | 1 | | | |
| DIV. I NON-CONF. | | 11- 1 | .91667 | 12 | 0- 0 | 29 | 70 | 4 | .68225 | 6 | 1 | 1 | | | |
| <hr/> | | | | | | | | | | | | | | | |
| TOTALS | RPI 1-25 | RPI 26-50 | | W-L RECORDS | | RPI 51-100 | | RPI 101-150 | | RPI 150+ | | | | | |
| 20- 6 | 5- 3 | 4- 2 | | OVERALL | | 4- 0 | | 1- 1 | | 6- 0 | | | | | |
| 8- 2 | 4- 2 | 1- 0 | | HOME | | 2- 0 | | 1- 0 | | 0- 0 | | | | | |
| 6- 4 | 1- 1 | 2- 2 | | AWAY | | 1- 0 | | 0- 1 | | 2- 0 | | | | | |
| 6- 0 | 0- 0 | 1- 0 | | NEUTRAL | | 1- 0 | | 0- 0 | | 4- 0 | | | | | |
| 11- 1 | 2- 0 | 1- 1 | | NON-CONFERENCE | | 2- 0 | | 1- 0 | | 5- 0 | | | | | |
| 3- 0 | 2- 0 | 0- 0 | | HOME | | 0- 0 | | 1- 0 | | 0- 0 | | | | | |
| 2- 1 | 0- 0 | 0- 1 | | AWAY | | 1- 0 | | 0- 0 | | 1- 0 | | | | | |
| 6- 0 | 0- 0 | 1- 0 | | NEUTRAL | | 1- 0 | | 0- 0 | | 4- 0 | | | | | |
| 9- 5 | 3- 3 | 3- 1 | | CONFERENCE | | 2- 0 | | 0- 1 | | 1- 0 | | | | | |
| 5- 2 | 2- 2 | 1- 0 | | HOME | | 2- 0 | | 0- 0 | | 0- 0 | | | | | |
| 4- 3 | 1- 1 | 2- 1 | | AWAY | | 0- 0 | | 0- 1 | | 1- 0 | | | | | |
| 0- 0 | 0- 0 | 0- 0 | | NEUTRAL | | 0- 0 | | 0- 0 | | 0- 0 | | | | | |
| RPI | S | Opponent | Score | RPI | S | Opponent | Score | RPI | S | Opponent | Score | | | | |
| 1 | H | Minnesota | 2 3 | 34 | H | Purdue | 3 2 | 57 | H | Iowa | 3 1 | 103 | A | Maryland | 0 3 |
| 5 | A | Penn St. | 1 3 | 36 | A | Michigan | 3 1 | 62 | N | Syracuse | 3 1 | 105 | H | Northern Ill. | 3 0 |
| 5 | H | Penn St. | 0 3 | 38 | A | Northwestern | 3 0 | 86 | A | Oakland | 3 1 | 153 | N | Butler | 3 0 |
| 8 | H | Nebraska | 3 2 | 46 | N | Arizona | 3 1 | 94 | H | Indiana | 3 1 | 161 | N | Western Mich. | 3 0 |
| 9 | H | Wisconsin | 3 2 | 48 | A | Wyoming | 1 3 | | | | | 185 | N | Eastern Ill. | 3 0 |
| 17 | A | Illinois | 3 1 | 49 | A | Michigan St. | 0 3 | | | | | 187 | A | Rutgers | 3 0 |
| 21 | H | Florida St. | 3 2 | | | | | | | | | 194 | N | South Dakota | 3 0 |
| 21 | H | Florida St. | 3 1 | | | | | | | | | 203 | A | LIU Brooklyn | 3 0 |
| <hr/> | | | | | | | | | | | | | | | |
| | | | | LAST 10 GAMES | | | | | | | | | | | |
| | | | | 187 A Rutgers 3 0 | | | | 49 A Michigan St. 0 3 | | | | | | | |
| | | | | 103 A Maryland 0 3 | | | | 94 H Indiana 3 1 | | | | | | | |
| | | | | 5 A Penn St. 1 3 | | | | 34 H Purdue 3 2 | | | | | | | |
| | | | | 5 H Penn St. 0 3 | | | | 17 A Illinois 3 1 | | | | | | | |
| | | | | 36 A Michigan 3 1 | | | | 38 A Northwestern 3 0 | | | | | | | |

Non-Div. I Games:

Ohio St.

| Average RPI Win: | 74 | WON-LOST RECORD | WINNING PCT. RANK | LAST 10 GAMES | STRENGTH OF SCHEDULE | OPP. STRENGTH OF SCHEDULE | TEAM RPI | ADJ RPI | CONF. RPI | ADJ CONF. RPI | | | | | |
|------------------|---------------------|-----------------|-------------------|---------------------|----------------------|---------------------------|----------|-------------|----------------|---------------|---|-------|-----------------|-------|---|
| DIV. I ONLY | | 17- 5 | .77273 | 33 | 9- 1 | 21 | 2 | 12 | .66841 | 12 | 3 | 3 | | | |
| DIV. I NON-CONF. | | 6- 2 | .75 | 59 | 0- 0 | 11 | 1 | 6 | .6847 | 5 | 2 | 2 | | | |
| <hr/> | | | | | | | | | | | | | | | |
| TOTALS | RPI 1-25 | RPI 26-50 | | W-L RECORDS | | RPI 51-100 | | RPI 101-150 | | RPI 150+ | | | | | |
| 17- 5 | 5- 3 | 2- 1 | | OVERALL | | 5- 1 | | 3- 0 | | 2- 0 | | | | | |
| 10- 1 | 4- 1 | 1- 0 | | HOME | | 3- 0 | | 1- 0 | | 1- 0 | | | | | |
| 6- 4 | 0- 2 | 1- 1 | | AWAY | | 2- 1 | | 2- 0 | | 1- 0 | | | | | |
| 1- 0 | 1- 0 | 0- 0 | | NEUTRAL | | 0- 0 | | 0- 0 | | 0- 0 | | | | | |
| <hr/> | | | | | | | | | | | | | | | |
| 6- 2 | 3- 1 | 0- 1 | | NON-CONFERENCE | | 2- 0 | | 0- 0 | | 1- 0 | | | | | |
| 4- 0 | 2- 0 | 0- 0 | | HOME | | 1- 0 | | 0- 0 | | 1- 0 | | | | | |
| 1- 2 | 0- 1 | 0- 1 | | AWAY | | 1- 0 | | 0- 0 | | 0- 0 | | | | | |
| 1- 0 | 1- 0 | 0- 0 | | NEUTRAL | | 0- 0 | | 0- 0 | | 0- 0 | | | | | |
| <hr/> | | | | | | | | | | | | | | | |
| 11- 3 | 2- 2 | 2- 0 | | CONFERENCE | | 3- 1 | | 3- 0 | | 1- 0 | | | | | |
| 6- 1 | 2- 1 | 1- 0 | | HOME | | 2- 0 | | 1- 0 | | 0- 0 | | | | | |
| 5- 2 | 0- 1 | 1- 0 | | AWAY | | 1- 1 | | 2- 0 | | 1- 0 | | | | | |
| 0- 0 | 0- 0 | 0- 0 | | NEUTRAL | | 0- 0 | | 0- 0 | | 0- 0 | | | | | |
| <hr/> | | | | | | | | | | | | | | | |
| RPI S | Opponent | Score | | RPI S | Opponent | Score | | RPI S | Opponent | Score | | RPI S | Opponent | Score | |
| 1 H | Minnesota | 3 | 0 | 27 A | North Carolina | 0 | 3 | 60 H | Pacific | 3 | 0 | 124 A | Utah | 3 | 0 |
| 2 H | Southern California | 2 | 3 | 46 A | Arizona | 3 | 2 | 68 A | Oregon | 3 | 0 | 141 A | Oregon St. | 3 | 0 |
| 5 A | Penn St. | 0 | 3 | 46 H | Arizona | 3 | 1 | 68 H | Oregon | 3 | 1 | 141 H | Oregon St. | 3 | 0 |
| 7 H | Washington | 3 | 2 | | | | | 69 A | Colorado | 1 | 3 | 159 A | California | 3 | 1 |
| 16 H | Texas A&M | 3 | 0 | | | | | 87 A | Duke | 3 | 2 | 166 H | St. Mary's (CA) | 3 | 0 |
| 17 N | Illinois | 3 | 1 | | | | | 90 H | Washington St. | 3 | 0 | | | | |
| 25 A | Arizona St. | 1 | 3 | | | | | | | | | | | | |
| 25 H | Arizona St. | 3 | 0 | | | | | | | | | | | | |
| <hr/> | | | | | | | | | | | | | | | |
| | | | | LAST 10 GAMES | | | | | | | | | | | |
| | | | | 141 A Oregon St. | | | | 3 | | | | 0 | | | |
| | | | | 68 A Oregon | | | | 3 | | | | 0 | | | |
| | | | | 46 H Arizona | | | | 3 | | | | 1 | | | |
| | | | | 25 H Arizona St. | | | | 3 | | | | 0 | | | |
| | | | | 90 H Washington St. | | | | 3 | | | | 0 | | | |
| | | | | 7 H Washington | | | | 3 | | | | 2 | | | |
| | | | | 69 A Colorado | | | | 1 | | | | 3 | | | |
| | | | | 124 A Utah | | | | 3 | | | | 0 | | | |
| | | | | 68 H Oregon | | | | 3 | | | | 1 | | | |
| | | | | 141 H Oregon St. | | | | 3 | | | | 0 | | | |

Non-Div. I Games:

Stanford

| | | | | | | | | | | | |
|-------------------|---------------------|-----------|-----------|----------------|--------------|---------------|------|-------------|-----------|-----------|---|
| Average RPI Win: | 91 | WON-LOST | WINNING | LAST 10 | STRENGTH OF | OPP. STRENGTH | TEAM | ADJ | CONF. | ADJ CONF. | |
| Average RPI Loss: | 22 | RECORD | PCT. RANK | GAMES | SCHEDULE | OF SCHEDULE | RPI | RPI | RPI | RPI | |
| DIV. I ONLY | 18- 7 | .72 | 54 | 8- 2 | 8 | 16 | 13 | .65598 | 13 | 5 | 5 |
| DIV. I NON-CONF. | 7- 5 | .58333 | 137 | 0- 0 | 4 | 13 | 23 | .64085 | 23 | 4 | 4 |
| <hr/> | | | | | | | | | | | |
| TOTALS | RPI 1-25 | RPI 26-50 | | W-L RECORDS | | RPI 51-100 | | RPI 101-150 | | RPI 150+ | |
| 18- 7 | 2- 5 | 2- 1 | | OVERALL | | 7- 1 | | 5- 0 | | 2- 0 | |
| 8- 3 | 1- 2 | 2- 0 | | HOME | | 1- 1 | | 4- 0 | | 0- 0 | |
| 9- 1 | 1- 0 | 0- 1 | | AWAY | | 6- 0 | | 0- 0 | | 2- 0 | |
| 1- 3 | 0- 3 | 0- 0 | | NEUTRAL | | 0- 0 | | 1- 0 | | 0- 0 | |
| <hr/> | | | | | | | | | | | |
| 7- 5 | 1- 3 | 1- 1 | | NON-CONFERENCE | | 2- 1 | | 3- 0 | | 0- 0 | |
| 4- 1 | 1- 0 | 1- 0 | | HOME | | 0- 1 | | 2- 0 | | 0- 0 | |
| 2- 1 | 0- 0 | 0- 1 | | AWAY | | 2- 0 | | 0- 0 | | 0- 0 | |
| 1- 3 | 0- 3 | 0- 0 | | NEUTRAL | | 0- 0 | | 1- 0 | | 0- 0 | |
| <hr/> | | | | | | | | | | | |
| 11- 2 | 1- 2 | 1- 0 | | CONFERENCE | | 5- 0 | | 2- 0 | | 2- 0 | |
| 4- 2 | 0- 2 | 1- 0 | | HOME | | 1- 0 | | 2- 0 | | 0- 0 | |
| 7- 0 | 1- 0 | 0- 0 | | AWAY | | 4- 0 | | 0- 0 | | 2- 0 | |
| 0- 0 | 0- 0 | 0- 0 | | NEUTRAL | | 0- 0 | | 0- 0 | | 0- 0 | |
| <hr/> | | | | | | | | | | | |
| RPI S | Opponent | Score | | RPI S | Opponent | Score | | RPI S | Opponent | Score | |
| 2 N | Southern California | 0 | 3 | 33 A | Wichita St. | 2 | 3 | 55 A | UNI | 3 | 1 |
| 4 A | Florida | 3 | 1 | 41 H | Arkansas | 3 | 0 | 56 H | Ohio | 1 | 3 |
| 4 H | Florida | 1 | 3 | 49 H | Michigan St. | 3 | 2 | 67 A | Xavier | 3 | 1 |
| 16 H | Texas A&M | 1 | 3 | | | | | 73 A | Auburn | 3 | 2 |
| 17 N | Illinois | 0 | 3 | | | | | 75 A | Ole Miss | 3 | 0 |
| 19 H | Louisville | 3 | 1 | | | | | 88 A | Alabama | 3 | 0 |
| 23 N | Creighton | 0 | 3 | | | | | 88 H | Alabama | 3 | 1 |
| | | | | | | | | 98 A | Tennessee | 3 | 0 |
| <hr/> | | | | | | | | | | | |
| | | | | LAST 10 GAMES | | | | | | | |
| | | | | 98 A Tennessee | | | | 3 0 | | | |
| | | | | 206 A Georgia | | | | 3 0 | | | |
| | | | | 114 H LSU | | | | 3 1 | | | |
| | | | | 16 H Texas A&M | | | | 1 3 | | | |
| | | | | 75 A Ole Miss | | | | 3 0 | | | |
| | | | | 88 A Alabama | | | | 3 0 | | | |
| | | | | 4 H Florida | | | | 1 3 | | | |
| | | | | 73 A Auburn | | | | 3 2 | | | |
| | | | | 41 H Arkansas | | | | 3 0 | | | |
| | | | | 88 H Alabama | | | | 3 1 | | | |

Non-Div. I Games:

Kentucky

| Average RPI Win: 86 | | WON-LOST | WINNING | LAST 10 | STRENGTH OF | | OPP. STRENGTH | TEAM | ADJ | CONF. | ADJ CONF. | | | | |
|----------------------|-----------|----------|-----------|---------|----------------|-------|---------------|-------|-----------------|--------|-----------|-------|---------------|-------|---|
| Average RPI Loss: 22 | | RECORD | PCT. RANK | GAMES | SCHEDULE | | OF SCHEDULE | RPI | RPI | RPI | RPI | | | | |
| DIV. I ONLY | | 15- 7 | .68182 | 75 | 7- 3 | | 4 | 9 | 17 | .65291 | 14 | 2 | 2 | | |
| DIV. I NON-CONF. | | 7- 4 | .63636 | 118 | 0- 0 | | 21 | 12 | 31 | .62755 | 29 | 3 | 3 | | |
| TOTALS | | RPI 1-25 | RPI 26-50 | | W-L RECORDS | | RPI 51-100 | | RPI 101-150 | | RPI 150+ | | | | |
| 15- 7 | | 1- 4 | 4- 2 | | OVERALL | | 5- 1 | | 1- 0 | | 4- 0 | | | | |
| 8- 3 | | 0- 2 | 2- 1 | | HOME | | 3- 0 | | 1- 0 | | 2- 0 | | | | |
| 3- 4 | | 0- 2 | 2- 1 | | AWAY | | 1- 1 | | 0- 0 | | 0- 0 | | | | |
| 4- 0 | | 1- 0 | 0- 0 | | NEUTRAL | | 1- 0 | | 0- 0 | | 2- 0 | | | | |
| 7- 4 | | 1- 1 | 1- 2 | | NON-CONFERENCE | | 2- 1 | | 1- 0 | | 2- 0 | | | | |
| 3- 2 | | 0- 1 | 1- 1 | | HOME | | 1- 0 | | 1- 0 | | 0- 0 | | | | |
| 0- 2 | | 0- 0 | 0- 1 | | AWAY | | 0- 1 | | 0- 0 | | 0- 0 | | | | |
| 4- 0 | | 1- 0 | 0- 0 | | NEUTRAL | | 1- 0 | | 0- 0 | | 2- 0 | | | | |
| 8- 3 | | 0- 3 | 3- 0 | | CONFERENCE | | 3- 0 | | 0- 0 | | 2- 0 | | | | |
| 5- 1 | | 0- 1 | 1- 0 | | HOME | | 2- 0 | | 0- 0 | | 2- 0 | | | | |
| 3- 2 | | 0- 2 | 2- 0 | | AWAY | | 1- 0 | | 0- 0 | | 0- 0 | | | | |
| 0- 0 | | 0- 0 | 0- 0 | | NEUTRAL | | 0- 0 | | 0- 0 | | 0- 0 | | | | |
| RPI S | Opponent | Score | | RPI S | Opponent | Score | | RPI S | Opponent | Score | | RPI S | Opponent | Score | |
| 3 A | Texas | 0 | 3 | 29 H | Marquette | 0 | 3 | 51 H | Kansas St. | 3 | 0 | 135 H | North Dakota | 3 | 1 |
| 6 A | Kansas | 0 | 3 | 35 H | Dayton | 3 | 1 | 55 H | UNI | 3 | 0 | 160 H | Texas Tech | 3 | 0 |
| 6 H | Kansas | 1 | 3 | 37 A | Baylor | 3 | 0 | 57 A | Iowa | 1 | 3 | 164 N | Milwaukee | 3 | 0 |
| 8 H | Nebraska | 1 | 3 | 42 A | TCU | 3 | 0 | 65 A | Oklahoma | 3 | 1 | 177 H | West Virginia | 3 | 0 |
| 16 N | Texas A&M | 3 | 1 | 42 H | TCU | 3 | 1 | 65 H | Oklahoma | 3 | 1 | 178 N | VCU | 3 | 0 |
| | | | | 47 A | Virginia | 2 | 3 | 71 N | Appalachian St. | 3 | 2 | | | | |
| LAST 10 GAMES | | | | | | | | | | | | | | | |
| | | | | 42 A | TCU | 3 | 0 | 42 H | TCU | 3 | 1 | | | | |
| | | | | 65 H | Oklahoma | 3 | 1 | 6 A | Kansas | 0 | 3 | | | | |
| | | | | 6 H | Kansas | 1 | 3 | 51 H | Kansas St. | 3 | 0 | | | | |
| | | | | 37 A | Baylor | 3 | 0 | 3 A | Texas | 0 | 3 | | | | |
| | | | | 177 H | West Virginia | 3 | 0 | 65 A | Oklahoma | 3 | 1 | | | | |

Non-Div. I Games:

Iowa St.

| Average RPI Win: | 119 | WON-LOST | WINNING | LAST 10 | STRENGTH OF | OPP. STRENGTH | TEAM | ADJ | CONF. | ADJ CONF. | |
|-------------------|----------|----------------|----------------|----------------------|-------------|------------------------|-------|--------|-------|-----------|---|
| Average RPI Loss: | 45 | RECORD | PCT. RANK | GAMES | SCHEDULE | OF SCHEDULE | RPI | RPI | RPI | RPI | |
| DIV. I ONLY | 21- 4 | .84 | 16 | 7- 3 | 39 | 53 | 14 | .65169 | 15 | 5 | 5 |
| DIV. I NON-CONF. | 12- 1 | .92308 | 10 | 0- 0 | 56 | 83 | 14 | .65985 | 15 | 4 | 4 |
| TOTALS | RPI 1-25 | RPI 26-50 | W-L RECORDS | RPI 51-100 | RPI 101-150 | RPI 150+ | | | | | |
| 21- 4 | 2- 2 | 0- 0 | OVERALL | 8- 2 | 5- 0 | 6- 0 | | | | | |
| 8- 0 | 1- 0 | 0- 0 | HOME | 5- 0 | 2- 0 | 0- 0 | | | | | |
| 7- 4 | 0- 2 | 0- 0 | AWAY | 1- 2 | 2- 0 | 4- 0 | | | | | |
| 6- 0 | 1- 0 | 0- 0 | NEUTRAL | 2- 0 | 1- 0 | 2- 0 | | | | | |
| 12- 1 | 1- 0 | 0- 0 | NON-CONFERENCE | 4- 1 | 2- 0 | 5- 0 | | | | | |
| 2- 0 | 0- 0 | 0- 0 | HOME | 1- 0 | 1- 0 | 0- 0 | | | | | |
| 4- 1 | 0- 0 | 0- 0 | AWAY | 1- 1 | 0- 0 | 3- 0 | | | | | |
| 6- 0 | 1- 0 | 0- 0 | NEUTRAL | 2- 0 | 1- 0 | 2- 0 | | | | | |
| 9- 3 | 1- 2 | 0- 0 | CONFERENCE | 4- 1 | 3- 0 | 1- 0 | | | | | |
| 6- 0 | 1- 0 | 0- 0 | HOME | 4- 0 | 1- 0 | 0- 0 | | | | | |
| 3- 3 | 0- 2 | 0- 0 | AWAY | 0- 1 | 2- 0 | 1- 0 | | | | | |
| 0- 0 | 0- 0 | 0- 0 | NEUTRAL | 0- 0 | 0- 0 | 0- 0 | | | | | |
| RPI S Opponent | Score | RPI S Opponent | Score | RPI S Opponent | Score | RPI S Opponent | Score | | | | |
| 4 A Florida | 0 3 | | | 52 N Southern Ill. | 3 1 | 114 A LSU | 3 0 | | | | |
| 4 H Florida | 3 2 | | | 70 A Saint Louis | 0 3 | 120 H North Dakota St. | 3 2 | | | | |
| 16 A Texas A&M | 0 3 | | | 71 A Appalachian St. | 3 2 | 126 A Mississippi St. | 3 1 | | | | |
| 22 N Arkansas St. | 3 2 | | | 73 H Auburn | 3 2 | 126 H Mississippi St. | 3 1 | | | | |
| | | | | 75 H Ole Miss | 3 1 | 145 N Liberty | 3 1 | | | | |
| | | | | 85 N FGCU | 3 0 | 153 A Butler | 3 1 | | | | |
| | | | | 88 A Alabama | 2 3 | 157 A South Fla. | 3 1 | | | | |
| | | | | 88 H Alabama | 3 2 | 195 N Charlotte | 3 1 | | | | |
| | | | | 98 H Tennessee | 3 1 | 206 A Georgia | 3 0 | | | | |
| | | | | 100 H North Texas | 3 0 | 228 N Youngstown St. | 3 0 | | | | |
| | | | | | | 253 A Winthrop | 3 0 | | | | |
| | | | | LAST 10 GAMES | | | | | | | |
| | | | | 114 A LSU | 3 0 | 126 H Mississippi St. | 3 1 | | | | |
| | | | | 16 A Texas A&M | 0 3 | 206 A Georgia | 3 0 | | | | |
| | | | | 73 H Auburn | 3 2 | 75 H Ole Miss | 3 1 | | | | |
| | | | | 88 H Alabama | 3 2 | 88 A Alabama | 2 3 | | | | |
| | | | | 4 A Florida | 0 3 | 126 A Mississippi St. | 3 1 | | | | |

Non-Div. I Games:

Missouri

| | | | | | | | | | | | | | | | |
|---------------------------|-------------|-----------|-----------|----------------|--------------|---------------|------|-------------|----------------|-----------|---|-------|-------------------|---|---|
| Average RPI Win: | 107 | WON-LOST | WINNING | LAST 10 | STRENGTH OF | OPP. STRENGTH | TEAM | ADJ | CONF. | ADJ CONF. | | | | | |
| Average RPI Loss: | 25 | RECORD | PCT. RANK | GAMES | SCHEDULE | OF SCHEDULE | RPI | RPI | RPI | RPI | | | | | |
| DIV. I ONLY | | 17- 6 | .73913 | 50 | 9- 1 | 20 | 22 | 20 | .65006 | 16 | 5 | 5 | | | |
| DIV. I NON-CONF. | | 7- 4 | .63636 | 118 | 0- 0 | 23 | 17 | 33 | .62691 | 30 | 4 | 4 | | | |
| <hr/> | | | | | | | | | | | | | | | |
| TOTALS | RPI 1-25 | RPI 26-50 | | W-L RECORDS | | RPI 51-100 | | RPI 101-150 | | RPI 150+ | | | | | |
| 17- 6 | 3- 4 | 2- 1 | | OVERALL | | 5- 1 | | 2- 0 | | 5- 0 | | | | | |
| 10- 1 | 1- 0 | 2- 1 | | HOME | | 3- 0 | | 2- 0 | | 2- 0 | | | | | |
| 5- 4 | 1- 3 | 0- 0 | | AWAY | | 2- 1 | | 0- 0 | | 2- 0 | | | | | |
| 2- 1 | 1- 1 | 0- 0 | | NEUTRAL | | 0- 0 | | 0- 0 | | 1- 0 | | | | | |
| <hr/> | | | | | | | | | | | | | | | |
| 7- 4 | 1- 3 | 2- 0 | | NON-CONFERENCE | | 1- 1 | | 0- 0 | | 3- 0 | | | | | |
| 4- 0 | 0- 0 | 2- 0 | | HOME | | 1- 0 | | 0- 0 | | 1- 0 | | | | | |
| 1- 3 | 0- 2 | 0- 0 | | AWAY | | 0- 1 | | 0- 0 | | 1- 0 | | | | | |
| 2- 1 | 1- 1 | 0- 0 | | NEUTRAL | | 0- 0 | | 0- 0 | | 1- 0 | | | | | |
| <hr/> | | | | | | | | | | | | | | | |
| 10- 2 | 2- 1 | 0- 1 | | CONFERENCE | | 4- 0 | | 2- 0 | | 2- 0 | | | | | |
| 6- 1 | 1- 0 | 0- 1 | | HOME | | 2- 0 | | 2- 0 | | 1- 0 | | | | | |
| 4- 1 | 1- 1 | 0- 0 | | AWAY | | 2- 0 | | 0- 0 | | 1- 0 | | | | | |
| 0- 0 | 0- 0 | 0- 0 | | NEUTRAL | | 0- 0 | | 0- 0 | | 0- 0 | | | | | |
| <hr/> | | | | | | | | | | | | | | | |
| RPI S | Opponent | Score | | RPI S | Opponent | Score | | RPI S | Opponent | Score | | | | | |
| 1 N | Minnesota | 3 | 2 | 31 H | Colorado St. | 3 | 2 | 57 A | Iowa | 1 | 3 | 114 H | LSU | 3 | 0 |
| 4 A | Florida | 0 | 3 | 33 H | Wichita St. | 3 | 0 | 73 A | Auburn | 3 | 0 | 126 H | Mississippi St. | 3 | 0 |
| 12 A | Stanford | 0 | 3 | 41 H | Arkansas | 1 | 3 | 75 H | Ole Miss | 3 | 0 | 164 N | Milwaukee | 3 | 1 |
| 13 A | Kentucky | 3 | 1 | | | | | 82 H | New Mexico St. | 3 | 2 | 172 A | South Carolina | 3 | 2 |
| 14 N | Iowa St. | 1 | 3 | | | | | 88 H | Alabama | 3 | 0 | 206 H | Georgia | 3 | 0 |
| 15 H | Missouri | 3 | 0 | | | | | 98 A | Tennessee | 3 | 0 | 230 H | Abilene Christian | 3 | 1 |
| 21 A | Florida St. | 1 | 3 | | | | | | | | | 298 A | Florida A&M | 3 | 0 |
| <hr/> | | | | | | | | | | | | | | | |
| LAST 10 GAMES | | | | | | | | | | | | | | | |
| 206 H Georgia 3 0 | | | | | | | | | | | | | | | |
| 15 H Missouri 3 0 | | | | | | | | | | | | | | | |
| 98 A Tennessee 3 0 | | | | | | | | | | | | | | | |
| 13 A Kentucky 3 1 | | | | | | | | | | | | | | | |
| 114 H LSU 3 0 | | | | | | | | | | | | | | | |
| 126 H Mississippi St. 3 0 | | | | | | | | | | | | | | | |
| 88 H Alabama 3 0 | | | | | | | | | | | | | | | |
| 172 A South Carolina 3 2 | | | | | | | | | | | | | | | |
| 4 A Florida 0 3 | | | | | | | | | | | | | | | |
| 75 H Ole Miss 3 0 | | | | | | | | | | | | | | | |

Non-Div. I Games:

Texas A&M

BYU

| BYU | | | | Through Games Of Though Nov. 8, 2015 | | | | | | | | | | | | | | | | |
|------------------|---|---------------------|-----------------|--------------------------------------|-------------------|----------------|---------------|------------------|----------------------|-------------|---------------------------|----------|----------|-------------|---------|-------|-----------|---|---------------|--|
| Average RPI Win: | | 110 | WON-LOST RECORD | | WINNING PCT. RANK | | LAST 10 GAMES | | STRENGTH OF SCHEDULE | | OPP. STRENGTH OF SCHEDULE | | TEAM RPI | | ADJ RPI | | CONF. RPI | | ADJ CONF. RPI | |
| DIV. I ONLY | | 21- 3 | | .875 11 | | 9- 1 | | 75 | | 28 | | 16 | | .64874 18 | | 4 | | 4 | | |
| DIV. I NON-CONF. | | 10- 1 | | .90909 15 | | 0- 0 | | 174 | | 34 | | 35 | | .61604 36 | | 5 | | 5 | | |
| TOTALS | | RPI 1-25 | | RPI 26-50 | | W-L RECORDS | | RPI 51-100 | | RPI 101-150 | | RPI 150+ | | | | | | | | |
| 21- 3 | | 0- 1 | | 5- 2 | | OVERALL | | 6- 0 | | 5- 0 | | 5- 0 | | | | | | | | |
| 9- 0 | | 0- 0 | | 2- 0 | | HOME | | 3- 0 | | 3- 0 | | 1- 0 | | | | | | | | |
| 8- 3 | | 0- 1 | | 1- 2 | | AWAY | | 3- 0 | | 2- 0 | | 2- 0 | | | | | | | | |
| 4- 0 | | 0- 0 | | 2- 0 | | NEUTRAL | | 0- 0 | | 0- 0 | | 2- 0 | | | | | | | | |
| 10- 1 | | 0- 1 | | 2- 0 | | NON-CONFERENCE | | 2- 0 | | 3- 0 | | 3- 0 | | | | | | | | |
| 3- 0 | | 0- 0 | | 0- 0 | | HOME | | 1- 0 | | 2- 0 | | 0- 0 | | | | | | | | |
| 3- 1 | | 0- 1 | | 0- 0 | | AWAY | | 1- 0 | | 1- 0 | | 1- 0 | | | | | | | | |
| 4- 0 | | 0- 0 | | 2- 0 | | NEUTRAL | | 0- 0 | | 0- 0 | | 2- 0 | | | | | | | | |
| 11- 2 | | 0- 0 | | 3- 2 | | CONFERENCE | | 4- 0 | | 2- 0 | | 2- 0 | | | | | | | | |
| 6- 0 | | 0- 0 | | 2- 0 | | HOME | | 2- 0 | | 1- 0 | | 1- 0 | | | | | | | | |
| 5- 2 | | 0- 0 | | 1- 2 | | AWAY | | 2- 0 | | 1- 0 | | 1- 0 | | | | | | | | |
| 0- 0 | | 0- 0 | | 0- 0 | | NEUTRAL | | 0- 0 | | 0- 0 | | 0- 0 | | | | | | | | |
| RPI | S | Opponent | | Score | | RPI | S | Opponent | | Score | | RPI | S | Opponent | | Score | | | | |
| 2 | A | Southern California | | 0 | 3 | 26 | A | Loyola Marymount | | 2 | 3 | 54 | H | Idaho St. | | 3 | 2 | | | |
| | | | | | | 26 | H | Loyola Marymount | | 3 | 1 | 60 | A | Pacific | | 3 | 2 | | | |
| | | | | | | 27 | N | North Carolina | | 3 | 1 | 60 | H | Pacific | | 3 | 0 | | | |
| | | | | | | 28 | A | San Diego | | 3 | 0 | 66 | A | Pepperdine | | 3 | 0 | | | |
| | | | | | | 28 | H | San Diego | | 3 | 0 | 70 | A | Saint Louis | | 3 | 0 | | | |
| | | | | | | 34 | N | Purdue | | 3 | 0 | 76 | H | Gonzaga | | 3 | 0 | | | |
| | | | | | | 39 | A | Santa Clara | | 1 | 3 | | | | | | | | | |
| | | | | | | | | | | | | | | | | | | | | |
| | | | | | | | | | | | | | | | | | | | | |
| | | | | | | | | | | | | | | | | | | | | |
| | | | | | | | | | | | | | | | | | | | | |
| | | | | | | | | | | | | | | | | | | | | |
| | | | | | | | | | | | | | | | | | | | | |
| | | | | | | | | | | | | | | | | | | | | |
| | | | | | | | | | | | | | | | | | | | | |
| | | | | | | | | | | | | | | | | | | | | |
| | | | | | | | | | | | | | | | | | | | | |
| | | | | | | | | | | | | | | | | | | | | |
| | | | | | | | | | | | | | | | | | | | | |
| | | | | | | | | | | | | | | | | | | | | |
| | | | | | | | | | | | | | | | | | | | | |
| | | | | | | | | | | | | | | | | | | | | |
| | | | | | | | | | | | | | | | | | | | | |
| | | | | | | | | | | | | | | | | | | | | |
| | | | | | | | | | | | | | | | | | | | | |
| | | | | | | | | | | | | | | | | | | | | |
| | | | | | | | | | | | | | | | | | | | | |
| | | | | | | | | | | | | | | | | | | | | |
| | | | | | | | | | | | | | | | | | | | | |
| | | | | | | | | | | | | | | | | | | | | |
| | | | | | | | | | | | | | | | | | | | | |
| | | | | | | | | | | | | | | | | | | | | |
| | | | | | | | | | | | | | | | | | | | | |
| | | | | | | | | | | | | | | | | | | | | |
| | | | | | | | | | | | | | | | | | | | | |
| | | | | | | | | | | | | | | | | | | | | |
| | | | | | | | | | | | | | | | | | | | | |
| | | | | | | | | | | | | | | | | | | | | |
| | | | | | | | | | | | | | | | | | | | | |
| | | | | | | | | | | | | | | | | | | | | |
| | | | | | | | | | | | | | | | | | | | | |
| | | | | | | | | | | | | | | | | | | | | |
| | | | | | | | | | | | | | | | | | | | | |
| | | | | | | | | | | | | | | | | | | | | |
| | | | | | | | | | | | | | | | | | | | | |
| | | | | | | | | | | | | | | | | | | | | |
| | | | | | | | | | | | | | | | | | | | | |
| | | | | | | | | | | | | | | | | | | | | |
| | | | | | | | | | | | | | | </ | | | | | | |

BYU

Non-Div. I Games:

BYU

| Average RPI Win: | | 108 | WON-LOST RECORD | | WINNING PCT. RANK | | LAST 10 GAMES | | STRENGTH OF SCHEDULE | | OPP. STRENGTH OF SCHEDULE | | TEAM RPI | | ADJ RPI | | CONF. RPI | | ADJ CONF. RPI | | | |
|------------------|---|-----------|-----------------|-----------|-------------------|----------------|---------------|--------------------|----------------------|-------------|---------------------------|----------|----------|---------------|-----------|-------|-----------|-----|---------------|--------------------|---|---|
| DIV. I ONLY | | | 19- 5 | | .79167 29 | | 9- 1 | | 38 | | 27 | | 19 | | .64606 19 | | 6 6 | | | | | |
| DIV. I NON-CONF. | | | 6- 4 | | .6 132 | | 0- 0 | | 9 | | 6 | | 24 | | .63841 25 | | 6 6 | | | | | |
| TOTALS | | RPI 1-25 | | RPI 26-50 | | W-L RECORDS | | RPI 51-100 | | RPI 101-150 | | RPI 150+ | | | | | | | | | | |
| 19- 5 | | 1- 4 | | 3- 1 | | OVERALL | | 6- 0 | | 5- 0 | | 4- 0 | | | | | | | | | | |
| 11- 2 | | 0- 2 | | 2- 0 | | HOME | | 4- 0 | | 3- 0 | | 2- 0 | | | | | | | | | | |
| 6- 3 | | 0- 2 | | 1- 1 | | AWAY | | 2- 0 | | 1- 0 | | 2- 0 | | | | | | | | | | |
| 2- 0 | | 1- 0 | | 0- 0 | | NEUTRAL | | 0- 0 | | 1- 0 | | 0- 0 | | | | | | | | | | |
| 6- 4 | | 1- 4 | | 0- 0 | | NON-CONFERENCE | | 2- 0 | | 3- 0 | | 0- 0 | | | | | | | | | | |
| 3- 2 | | 0- 2 | | 0- 0 | | HOME | | 1- 0 | | 2- 0 | | 0- 0 | | | | | | | | | | |
| 1- 2 | | 0- 2 | | 0- 0 | | AWAY | | 1- 0 | | 0- 0 | | 0- 0 | | | | | | | | | | |
| 2- 0 | | 1- 0 | | 0- 0 | | NEUTRAL | | 0- 0 | | 1- 0 | | 0- 0 | | | | | | | | | | |
| 13- 1 | | 0- 0 | | 3- 1 | | CONFERENCE | | 4- 0 | | 2- 0 | | 4- 0 | | | | | | | | | | |
| 8- 0 | | 0- 0 | | 2- 0 | | HOME | | 3- 0 | | 1- 0 | | 2- 0 | | | | | | | | | | |
| 5- 1 | | 0- 0 | | 1- 1 | | AWAY | | 1- 0 | | 1- 0 | | 2- 0 | | | | | | | | | | |
| 0- 0 | | 0- 0 | | 0- 0 | | NEUTRAL | | 0- 0 | | 0- 0 | | 0- 0 | | | | | | | | | | |
| RPI | S | Opponent | | Score | | RPI | S | Opponent | | Score | | RPI | S | Opponent | | Score | | | | | | |
| 1 | H | Minnesota | | 2 | 3 | 27 | A | North Carolina | | 1 | 3 | 56 | H | Ohio | | 3 | 2 | 123 | N | Miami (OH) | 3 | 1 |
| 9 | H | Wisconsin | | 1 | 3 | 30 | H | Miami (FL) | | 3 | 1 | 62 | H | Syracuse | | 3 | 1 | 124 | H | Utah | 3 | 0 |
| 13 | A | Kentucky | | 1 | 3 | 43 | H | Pittsburgh | | 3 | 2 | 80 | A | Cincinnati | | 3 | 1 | 133 | H | Boston College | 3 | 0 |
| 17 | A | Illinois | | 0 | 3 | 47 | A | Virginia | | 3 | 0 | 81 | A | Georgia Tech | | 3 | 0 | 140 | H | Seton Hall | 3 | 0 |
| 23 | N | Creighton | | 3 | 2 | | | | | | | 87 | H | Duke | | 3 | 0 | 143 | A | North Carolina St. | 3 | 0 |
| | | | | | | | | | | | | 91 | H | Virginia Tech | | 3 | 0 | 169 | H | Wake Forest | 3 | 0 |
| | | | | | | | | | | | | | | | | | | 202 | A | Notre Dame | 3 | 0 |
| | | | | | | | | | | | | | | | | | | 202 | H | Notre Dame | 3 | 0 |
| | | | | | | | | | | | | | | | | | | 209 | A | Clemson | 3 | 0 |
| LAST 10 GAMES | | | | | | | | | | | | | | | | | | | | | | |
| | | | | | | 91 | H | Virginia Tech | | 3 | 0 | 202 | H | Notre Dame | | 3 | 0 | | | | | |
| | | | | | | 43 | H | Pittsburgh | | 3 | 2 | 87 | H | Duke | | 3 | 0 | | | | | |
| | | | | | | 143 | A | North Carolina St. | | 3 | 0 | 169 | H | Wake Forest | | 3 | 0 | | | | | |
| | | | | | | 27 | A | North Carolina | | 1 | 3 | 209 | A | Clemson | | 3 | 0 | | | | | |
| | | | | | | 47 | A | Virginia | | 3 | 0 | 81 | A | Georgia Tech | | 3 | 0 | | | | | |

Non-Div. I Games:

Louisville

| Average RPI Win: 142 | | WON-LOST | WINNING | LAST 10 | STRENGTH OF | | OPP. STRENGTH | TEAM | ADJ | CONF. | ADJ CONF. |
|----------------------|-----------|----------|---------------|----------------|-------------|-------|----------------|-------|----------|--------------------|-----------|
| Average RPI Loss: 45 | | RECORD | PCT. RANK | GAMES | SCHEDULE | | OF SCHEDULE | RPI | RPI | RPI | RPI |
| DIV. I ONLY | | 26-3 | .89655 | 9 | 72 | | 81 | 18 | .64461 | 20 | 11 |
| DIV. I NON-CONF. | | 13-2 | .86667 | 25 | 49 | | 39 | 19 | .65521 | 19 | 12 |
| TOTALS | | RPI 1-25 | RPI 26-50 | W-L RECORDS | RPI 51-100 | | RPI 101-150 | | RPI 150+ | | |
| 26-3 | 1-0 | | 1-2 | OVERALL | 8-1 | | 4-0 | | 12-0 | | |
| 9-1 | 0-0 | | 1-1 | HOME | 2-0 | | 2-0 | | 4-0 | | |
| 12-1 | 1-0 | | 0-0 | AWAY | 4-1 | | 1-0 | | 6-0 | | |
| 5-1 | 0-0 | | 0-1 | NEUTRAL | 2-0 | | 1-0 | | 2-0 | | |
| 13-2 | 1-0 | | 1-2 | NON-CONFERENCE | 4-0 | | 3-0 | | 4-0 | | |
| 3-1 | 0-0 | | 1-1 | HOME | 0-0 | | 1-0 | | 1-0 | | |
| 5-0 | 1-0 | | 0-0 | AWAY | 2-0 | | 1-0 | | 1-0 | | |
| 5-1 | 0-0 | | 0-1 | NEUTRAL | 2-0 | | 1-0 | | 2-0 | | |
| 13-1 | 0-0 | | 0-0 | CONFERENCE | 4-1 | | 1-0 | | 8-0 | | |
| 6-0 | 0-0 | | 0-0 | HOME | 2-0 | | 1-0 | | 3-0 | | |
| 7-1 | 0-0 | | 0-0 | AWAY | 2-1 | | 0-0 | | 5-0 | | |
| 0-0 | 0-0 | | 0-0 | NEUTRAL | 0-0 | | 0-0 | | 0-0 | | |
| RPI S | Opponent | Score | RPI S | Opponent | Score | RPI S | Opponent | Score | RPI S | Opponent | Score |
| 9 A | Wisconsin | 3 1 | 35 N | Dayton | 0 3 | 52 A | Southern Ill. | 3 1 | 105 A | Northern Ill. | 3 2 |
| | | | 38 H | Northwestern | 3 0 | 55 N | UNI | 3 1 | 110 N | Col. of Charleston | 3 0 |
| | | | 40 H | Missouri St. | 2 3 | 59 A | Lipscomb | 3 0 | 115 H | Furman | 3 0 |
| | | | | | | 61 A | Rice | 2 3 | 118 H | Southern Miss. | 3 1 |
| | | | | | | 77 H | UTSA | 3 1 | 158 A | FIU | 3 0 |
| | | | | | | 88 N | Alabama | 3 0 | 158 H | FIU | 3 0 |
| | | | | | | 89 A | Fla. Atlantic | 3 0 | 168 A | Marshall | 3 1 |
| | | | | | | 89 H | Fla. Atlantic | 3 0 | 180 A | Belmont | 3 0 |
| | | | | | | 100 A | North Texas | 3 2 | 195 A | Charlotte | 3 0 |
| | | | | | | | | | 204 A | UTEP | 3 0 |
| | | | | | | | | | 210 N | Colgate | 3 0 |
| | | | | | | | | | 219 A | Middle Tenn. | 3 1 |
| | | | | | | | | | 250 H | Louisiana Tech | 3 0 |
| | | | | | | | | | 267 N | UT Martin | 3 0 |
| | | | | | | | | | 284 H | UAB | 3 0 |
| | | | | | | | | | 286 H | Austin Peay | 3 0 |
| | | | LAST 10 GAMES | | | | | | | | |
| | | | 89 A | Fla. Atlantic | 3 0 | 284 H | UAB | 3 0 | | | |
| | | | 158 A | FIU | 3 0 | 100 A | North Texas | 3 2 | | | |
| | | | 204 A | UTEP | 3 0 | 195 A | Charlotte | 3 0 | | | |
| | | | 61 A | Rice | 2 3 | 118 H | Southern Miss. | 3 1 | | | |
| | | | 89 H | Fla. Atlantic | 3 0 | 77 H | UTSA | 3 1 | | | |

Non-Div. I Games:

Western Ky.

| Average RPI Win: | 103 | WON-LOST RECORD | WINNING PCT. RANK | LAST 10 GAMES | STRENGTH OF SCHEDULE | OPP. STRENGTH OF SCHEDULE | TEAM RPI | ADJ RPI | CONF. RPI | ADJ CONF. RPI | | |
|-------------------|-----------|-----------------|-------------------|----------------|----------------------|---------------------------|----------|-------------|--------------------|---------------|---|---|
| Average RPI Loss: | 28 | | | | | | | | | | | |
| DIV. I ONLY | | 19- 6 | .76 | 41 | 8- 2 | 30 | 26 | 21 | .64443 | 21 | 6 | 6 |
| DIV. I NON-CONF. | | 7- 4 | .63636 | 118 | 0- 0 | 17 | 7 | 28 | .63427 | 27 | 6 | 6 |
| <hr/> | | | | | | | | | | | | |
| TOTALS | RPI 1-25 | RPI 26-50 | | W-L RECORDS | | RPI 51-100 | | RPI 101-150 | | RPI 150+ | | |
| 19- 6 | 1- 3 | 4- 2 | | OVERALL | | 7- 1 | | 3- 0 | | 4- 0 | | |
| 9- 0 | 1- 0 | 2- 0 | | HOME | | 4- 0 | | 1- 0 | | 1- 0 | | |
| 7- 6 | 0- 3 | 1- 2 | | AWAY | | 2- 1 | | 1- 0 | | 3- 0 | | |
| 3- 0 | 0- 0 | 1- 0 | | NEUTRAL | | 1- 0 | | 1- 0 | | 0- 0 | | |
| 7- 4 | 1- 3 | 1- 0 | | NON-CONFERENCE | | 3- 1 | | 1- 0 | | 1- 0 | | |
| 3- 0 | 1- 0 | 0- 0 | | HOME | | 2- 0 | | 0- 0 | | 0- 0 | | |
| 1- 4 | 0- 3 | 0- 0 | | AWAY | | 0- 1 | | 0- 0 | | 1- 0 | | |
| 3- 0 | 0- 0 | 1- 0 | | NEUTRAL | | 1- 0 | | 1- 0 | | 0- 0 | | |
| 12- 2 | 0- 0 | 3- 2 | | CONFERENCE | | 4- 0 | | 2- 0 | | 3- 0 | | |
| 6- 0 | 0- 0 | 2- 0 | | HOME | | 2- 0 | | 1- 0 | | 1- 0 | | |
| 6- 2 | 0- 0 | 1- 2 | | AWAY | | 2- 0 | | 1- 0 | | 2- 0 | | |
| 0- 0 | 0- 0 | 0- 0 | | NEUTRAL | | 0- 0 | | 0- 0 | | 0- 0 | | |
| RPI S | Opponent | Score | | RPI S | Opponent | Score | | RPI S | Opponent | Score | | |
| 4 A | Florida | 1 | 3 | 27 A | North Carolina | 3 | 2 | 62 H | Syracuse | 3 | 0 | |
| 11 A | Ohio St. | 2 | 3 | 28 N | San Diego | 3 | 0 | 65 N | Oklahoma | 3 | 1 | |
| 11 A | Ohio St. | 1 | 3 | 30 A | Miami (FL) | 1 | 3 | 67 H | Xavier | 3 | 0 | |
| 16 H | Texas A&M | 3 | 1 | 30 H | Miami (FL) | 3 | 2 | 69 A | Colorado | 2 | 3 | |
| | | | | 43 A | Pittsburgh | 0 | 3 | 81 H | Georgia Tech | 3 | 0 | |
| | | | | 47 H | Virginia | 3 | 0 | 87 A | Duke | 3 | 2 | |
| | | | | | | | | 91 A | Virginia Tech | 3 | 0 | |
| | | | | | | | | 92 H | Coastal Caro. | 3 | 0 | |
| | | | | LAST 10 GAMES | | | | | | | | |
| | | | | 47 H | Virginia | 3 | 0 | 62 H | Syracuse | 3 | 0 | |
| | | | | 30 A | Miami (FL) | 1 | 3 | 143 A | North Carolina St. | 3 | 1 | |
| | | | | 91 A | Virginia Tech | 3 | 0 | 27 A | North Carolina | 3 | 2 | |
| | | | | 43 A | Pittsburgh | 0 | 3 | 169 A | Wake Forest | 3 | 0 | |
| | | | | 133 H | Boston College | 3 | 0 | 87 A | Duke | 3 | 2 | |

Non-Div. I Games:

Florida St.

| Average RPI Win: | 160 | WON-LOST RECORD | WINNING PCT. RANK | LAST 10 GAMES | STRENGTH OF SCHEDULE | OPP. STRENGTH OF SCHEDULE | TEAM RPI | ADJ RPI | CONF. RPI | ADJ CONF. RPI | | |
|------------------|----------|--------------------|----------------------|------------------|-------------------------|------------------------------|-------------|-------------|-------------------|------------------|----|----|
| DIV. I ONLY | | 24- 1 | .96 | 2 | 10- 0 | 95 | 122 | 15 | .64375 | 22 | 15 | 15 |
| DIV. I NON-CONF. | | 9- 1 | .9 | 20 | 0- 0 | 32 | 62 | 8 | .67166 | 10 | 16 | 16 |
| <hr/> | | | | | | | | | | | | |
| TOTALS | RPI 1-25 | RPI 26-50 | | W-L RECORDS | | RPI 51-100 | | RPI 101-150 | | RPI 150+ | | |
| 24- 1 | 0- 1 | 1- 0 | | OVERALL | | 4- 0 | | 7- 0 | | 12- 0 | | |
| 7- 0 | 0- 0 | 0- 0 | | HOME | | 0- 0 | | 4- 0 | | 3- 0 | | |
| 12- 0 | 0- 0 | 1- 0 | | AWAY | | 1- 0 | | 3- 0 | | 7- 0 | | |
| 5- 1 | 0- 1 | 0- 0 | | NEUTRAL | | 3- 0 | | 0- 0 | | 2- 0 | | |
| <hr/> | | | | | | | | | | | | |
| 9- 1 | 0- 1 | 1- 0 | | NON-CONFERENCE | | 3- 0 | | 1- 0 | | 4- 0 | | |
| 0- 0 | 0- 0 | 0- 0 | | HOME | | 0- 0 | | 0- 0 | | 0- 0 | | |
| 4- 0 | 0- 0 | 1- 0 | | AWAY | | 0- 0 | | 1- 0 | | 2- 0 | | |
| 5- 1 | 0- 1 | 0- 0 | | NEUTRAL | | 3- 0 | | 0- 0 | | 2- 0 | | |
| <hr/> | | | | | | | | | | | | |
| 15- 0 | 0- 0 | 0- 0 | | CONFERENCE | | 1- 0 | | 6- 0 | | 8- 0 | | |
| 7- 0 | 0- 0 | 0- 0 | | HOME | | 0- 0 | | 4- 0 | | 3- 0 | | |
| 8- 0 | 0- 0 | 0- 0 | | AWAY | | 1- 0 | | 2- 0 | | 5- 0 | | |
| 0- 0 | 0- 0 | 0- 0 | | NEUTRAL | | 0- 0 | | 0- 0 | | 0- 0 | | |
| <hr/> | | | | | | | | | | | | |
| RPI S | Opponent | Score | | RPI S | Opponent | Score | | RPI S | Opponent | Score | | |
| 15 N | Missouri | 2 | 3 | 40 A | Missouri St. | 3 | 2 | 52 N | Southern Ill. | 3 | 0 | |
| | | | | 70 N | Saint Louis | 3 | 0 | 113 H | Texas St. | 3 | 2 | |
| | | | | 71 A | Appalachian St. | 3 | 1 | 122 H | Texas-Arlington | 3 | 1 | |
| | | | | 85 N | FGCU | 3 | 1 | 142 A | Little Rock | 3 | 2 | |
| | | | | | | | | 142 H | Little Rock | 3 | 1 | |
| | | | | | | | | 148 A | South Ala. | 3 | 0 | |
| | | | | | | | | 148 H | South Ala. | 3 | 0 | |
| | | | | | | | | 154 N | Stephen F. Austin | 3 | 0 | |
| | | | | | | | | 157 A | South Fla. | 3 | 0 | |
| | | | | | | | | 171 N | UMKC | 3 | 0 | |
| | | | | | | | | 174 A | Troy | 3 | 2 | |
| | | | | | | | | 174 H | Troy | 3 | 0 | |
| | | | | | | | | 235 A | Ga. Southern | 3 | 0 | |
| | | | | | | | | 235 H | Ga. Southern | 3 | 0 | |
| | | | | | | | | 246 A | La.-Monroe | 3 | 0 | |
| | | | | | | | | 246 H | La.-Monroe | 3 | 0 | |
| | | | | | | | | 247 A | Southeast Mo. St. | 3 | 0 | |
| | | | | | | | | 259 A | Georgia St. | 3 | 0 | |
| | | | | | | | | 292 A | La.-Lafayette | 3 | 0 | |
| | | | | LAST 10 GAMES | | | | | | | | |
| | | | | 71 A | Appalachian St. | 3 | 1 | 113 H | Texas St. | 3 | 2 | |
| | | | | 259 A | Georgia St. | 3 | 0 | 148 H | South Ala. | 3 | 0 | |
| | | | | 235 H | Ga. Southern | 3 | 0 | 235 A | Ga. Southern | 3 | 0 | |
| | | | | 142 H | Little Rock | 3 | 1 | 142 A | Little Rock | 3 | 2 | |
| | | | | 246 H | La.-Monroe | 3 | 0 | 246 A | La.-Monroe | 3 | 0 | |

Non-Div. I Games:

Arkansas St.

| Average RPI Win: 118 | | WON-LOST RECORD | | WINNING PCT. RANK | | LAST 10 GAMES | | STRENGTH OF SCHEDULE | | OPP. STRENGTH OF SCHEDULE | | TEAM RPI | | ADJ RPI | | CONF. RPI | | ADJ CONF. RPI | |
|----------------------|---------------------|-----------------|-------|-----------------------|-------|----------------|--|----------------------|---|---------------------------|------------|----------|-------|-----------|-------|-----------------|--|---------------|---|
| DIV. I ONLY | | 20- 8 | | .71429 62 | | 9- 1 | | 15 | | 43 | | 23 | | .64289 23 | | 8 | | 8 | |
| DIV. I NON-CONF. | | 6- 7 | | .46154 185 | | 0- 0 | | 3 | | 4 | | 39 | | .61697 35 | | 7 | | 7 | |
| TOTALS | | RPI 1-25 | | RPI 26-50 | | W-L RECORDS | | RPI 51-100 | | RPI 101-150 | | RPI 150+ | | | | | | | |
| 20- 8 | | 1- 5 | | 4- 1 | | OVERALL | | 3- 2 | | 6- 0 | | 6- 0 | | | | | | | |
| 11- 3 | | 0- 2 | | 3- 0 | | HOME | | 2- 1 | | 3- 0 | | 3- 0 | | | | | | | |
| 7- 3 | | 0- 1 | | 1- 1 | | AWAY | | 1- 1 | | 2- 0 | | 3- 0 | | | | | | | |
| 2- 2 | | 1- 2 | | 0- 0 | | NEUTRAL | | 0- 0 | | 1- 0 | | 0- 0 | | | | | | | |
| 6- 7 | | 1- 5 | | 1- 0 | | NON-CONFERENCE | | 2- 2 | | 2- 0 | | 0- 0 | | | | | | | |
| 4- 3 | | 0- 2 | | 1- 0 | | HOME | | 2- 1 | | 1- 0 | | 0- 0 | | | | | | | |
| 0- 2 | | 0- 1 | | 0- 0 | | AWAY | | 0- 1 | | 0- 0 | | 0- 0 | | | | | | | |
| 2- 2 | | 1- 2 | | 0- 0 | | NEUTRAL | | 0- 0 | | 1- 0 | | 0- 0 | | | | | | | |
| 14- 1 | | 0- 0 | | 3- 1 | | CONFERENCE | | 1- 0 | | 4- 0 | | 6- 0 | | | | | | | |
| 7- 0 | | 0- 0 | | 2- 0 | | HOME | | 0- 0 | | 2- 0 | | 3- 0 | | | | | | | |
| 7- 1 | | 0- 0 | | 1- 1 | | AWAY | | 1- 0 | | 2- 0 | | 3- 0 | | | | | | | |
| 0- 0 | | 0- 0 | | 0- 0 | | NEUTRAL | | 0- 0 | | 0- 0 | | 0- 0 | | | | | | | |
| RPI S | Opponent | | Score | | RPI S | Opponent | | Score | | RPI S | Opponent | | Score | | RPI S | Opponent | | Score | |
| 2 N | Southern California | | 0 | 3 | 29 A | Marquette | | 3 | 0 | 51 H | Kansas St. | | 3 | 2 | 123 N | Miami (OH) | | 3 | 2 |
| 8 H | Nebraska | | 0 | 3 | 29 H | Marquette | | 3 | 0 | 55 A | UNI | | 1 | 3 | 129 A | St. John's (NY) | | 3 | 1 |
| 9 H | Wisconsin | | 0 | 3 | 41 H | Arkansas | | 3 | 0 | 59 H | Lipscomb | | 3 | 0 | 129 H | St. John's (NY) | | 3 | 0 |
| 13 N | Kentucky | | 3 | 0 | 44 A | Villanova | | 2 | 3 | 60 H | Pacific | | 1 | 3 | 139 H | CSU Bakersfield | | 3 | 1 |
| 17 A | Illinois | | 0 | 3 | 44 H | Villanova | | 3 | 1 | 67 A | Xavier | | 3 | 1 | 140 A | Seton Hall | | 3 | 0 |
| 19 N | Louisville | | 2 | 3 | | | | | | | | | | | 140 H | Seton Hall | | 3 | 1 |
| | | | | | | | | | | | | | | | 153 A | Butler | | 3 | 1 |
| | | | | | | | | | | | | | | | 191 A | DePaul | | 3 | 1 |
| | | | | | | | | | | | | | | | 191 H | DePaul | | 3 | 2 |
| | | | | | | | | | | | | | | | 215 H | Georgetown | | 3 | 0 |
| | | | | | | | | | | | | | | | 240 A | Providence | | 3 | 0 |
| | | | | | | | | | | | | | | | 240 H | Providence | | 3 | 0 |
| | | | | LAST 10 GAMES | | | | | | | | | | | | | | | |
| | | | | 191 A DePaul | | | | 3 | 1 | 240 H Providence | | | | 3 | 0 | | | | |
| | | | | 29 A Marquette | | | | 3 | 0 | 67 A Xavier | | | | 3 | 1 | | | | |
| | | | | 140 A Seton Hall | | | | 3 | 0 | 153 A Butler | | | | 3 | 1 | | | | |
| | | | | 44 A Villanova | | | | 2 | 3 | 29 H Marquette | | | | 3 | 0 | | | | |
| | | | | 129 H St. John's (NY) | | | | 3 | 0 | 191 H DePaul | | | | 3 | 2 | | | | |

Non-Div. I Games:

Creighton

| SMU | | | | Through Games Of Though Nov. 8, 2015 | | | | | | | | |
|----------------------|----------|-----------------|-------------------|--------------------------------------|----------------------|---------------------------|------------|---------|-------------|-------------------|----------|----|
| Average RPI Win: 139 | | WON-LOST RECORD | WINNING PCT. RANK | LAST 10 GAMES | STRENGTH OF SCHEDULE | OPP. STRENGTH OF SCHEDULE | TEAM RPI | ADJ RPI | CONF. RPI | ADJ CONF. RPI | | |
| DIV. I ONLY | | 23- 3 | .88462 | 10 | 10- 0 | 98 | 70 | 24 | .6347 | 24 | 9 | 9 |
| DIV. I NON-CONF. | | 10- 2 | .83333 | 30 | 0- 0 | 105 | 19 | 32 | .62559 | 32 | 11 | 11 |
| TOTALS | | RPI 1-25 | RPI 26-50 | | W-L RECORDS | | RPI 51-100 | | RPI 101-150 | | RPI 150+ | |
| 23- 3 | 0- 1 | 3- 1 | | OVERALL | | 3- 0 | | 9- 1 | | 8- 0 | | |
| 11- 1 | 0- 0 | 1- 1 | | HOME | | 2- 0 | | 5- 0 | | 3- 0 | | |
| 9- 1 | 0- 0 | 0- 0 | | AWAY | | 1- 0 | | 4- 1 | | 4- 0 | | |
| 3- 1 | 0- 1 | 2- 0 | | NEUTRAL | | 0- 0 | | 0- 0 | | 1- 0 | | |
| 10- 2 | 0- 1 | 3- 1 | | NON-CONFERENCE | | 1- 0 | | 2- 0 | | 4- 0 | | |
| 5- 1 | 0- 0 | 1- 1 | | HOME | | 1- 0 | | 1- 0 | | 2- 0 | | |
| 2- 0 | 0- 0 | 0- 0 | | AWAY | | 0- 0 | | 1- 0 | | 1- 0 | | |
| 3- 1 | 0- 1 | 2- 0 | | NEUTRAL | | 0- 0 | | 0- 0 | | 1- 0 | | |
| 13- 1 | 0- 0 | 0- 0 | | CONFERENCE | | 2- 0 | | 7- 1 | | 4- 0 | | |
| 6- 0 | 0- 0 | 0- 0 | | HOME | | 1- 0 | | 4- 0 | | 1- 0 | | |
| 7- 1 | 0- 0 | 0- 0 | | AWAY | | 1- 0 | | 3- 1 | | 3- 0 | | |
| 0- 0 | 0- 0 | 0- 0 | | NEUTRAL | | 0- 0 | | 0- 0 | | 0- 0 | | |
| RPI S | Opponent | Score | RPI S | Opponent | Score | RPI S | Opponent | Score | RPI S | Opponent | Score | |
| 10 N | UCLA | 0 3 | 28 N | San Diego | 3 1 | 77 H | UTSA | 3 1 | 101 H | Temple | 3 0 | |
| | | | 39 N | Santa Clara | 3 1 | 80 A | Cincinnati | 3 0 | 102 A | New Mexico | 3 2 | |
| | | | 42 H | TCU | 3 2 | 80 H | Cincinnati | 3 0 | 107 A | Tulsa | 3 0 | |
| | | | 46 H | Arizona | 1 3 | | | | 107 H | Tulsa | 3 1 | |
| | | | | | | | | | 111 A | UCF | 3 2 | |
| | | | | | | | | | 113 H | Texas St. | 3 0 | |
| | | | | | | | | | 125 H | UConn | 3 0 | |
| | | | | | | | | | 138 A | Memphis | 3 1 | |
| | | | | | | | | | 138 H | Memphis | 3 0 | |
| | | | | | | | | | 150 A | Houston | 0 3 | |
| | | | | | | | | | 157 A | South Fla. | 3 1 | |
| | | | | | | | | | 201 A | UC Santa Barbara | 3 1 | |
| | | | | | | | | | 204 H | UTEP | 3 1 | |
| | | | | | | | | | 209 H | Clemson | 3 0 | |
| | | | | | | | | | 235 A | Tulane | 3 0 | |
| | | | | | | | | | 254 A | East Carolina | 3 0 | |
| | | | | | | | | | 254 H | East Carolina | 3 0 | |
| | | | | | | | | | 296 N | Cal St. Fullerton | 3 0 | |
| | | | LAST 10 GAMES | | | | | | | | | |
| | | | 80 A | Cincinnati | 3 0 | 80 H | Cincinnati | 3 0 | | | | |
| | | | 138 A | Memphis | 3 1 | 157 A | South Fla. | 3 1 | | | | |
| | | | 254 A | East Carolina | 3 0 | 111 A | UCF | 3 2 | | | | |
| | | | 107 A | Tulsa | 3 0 | 125 H | UConn | 3 0 | | | | |
| | | | 138 H | Memphis | 3 0 | 101 H | Temple | 3 0 | | | | |

Non-Div. I Games:

SMU

| Average RPI Win: | | 118 | WON-LOST | WINNING | LAST 10 | STRENGTH OF | | OPP. STRENGTH | TEAM | ADJ | CONF. | ADJ CONF. |
|-------------------|---------------------|----------------|----------|----------------|---------|----------------|----------------|---------------------|-------|----------------|-------|-----------|
| Average RPI Loss: | | 41 | RECORD | PCT. RANK | GAMES | SCHEDULE | | OF SCHEDULE | RPI | RPI | RPI | RPI |
| DIV. I ONLY | | 18-7 | | .72 | 54 | 28 | | 41 | 26 | .6325 | 25 | 3 |
| DIV. I NON-CONF. | | 11-0 | | 1 | 1 | 58 | | 125 | 7 | .67471 | 7 | 2 |
| TOTALS | | RPI 1-25 | | RPI 26-50 | | W-L RECORDS | | RPI 51-100 | | RPI 101-150 | | RPI 150+ |
| 18-7 | | 2-5 | | 3-0 | | OVERALL | | 4-1 | | 2-0 | | 7-1 |
| 12-1 | | 2-1 | | 2-0 | | HOME | | 3-0 | | 2-0 | | 3-0 |
| 3-6 | | 0-4 | | 1-0 | | AWAY | | 0-1 | | 0-0 | | 2-1 |
| 3-0 | | 0-0 | | 0-0 | | NEUTRAL | | 1-0 | | 0-0 | | 2-0 |
| 11-0 | | 1-0 | | 2-0 | | NON-CONFERENCE | | 2-0 | | 0-0 | | 6-0 |
| 5-0 | | 1-0 | | 1-0 | | HOME | | 1-0 | | 0-0 | | 2-0 |
| 3-0 | | 0-0 | | 1-0 | | AWAY | | 0-0 | | 0-0 | | 2-0 |
| 3-0 | | 0-0 | | 0-0 | | NEUTRAL | | 1-0 | | 0-0 | | 2-0 |
| 7-7 | | 1-5 | | 1-0 | | CONFERENCE | | 2-1 | | 2-0 | | 1-1 |
| 7-1 | | 1-1 | | 1-0 | | HOME | | 2-0 | | 2-0 | | 1-0 |
| 0-6 | | 0-4 | | 0-0 | | AWAY | | 0-1 | | 0-0 | | 0-1 |
| 0-0 | | 0-0 | | 0-0 | | NEUTRAL | | 0-0 | | 0-0 | | 0-0 |
| RPI S | Opponent | Score | RPI S | Opponent | Score | RPI S | Opponent | Score | RPI S | Opponent | Score | |
| 2 A | Southern California | 1 3 | 31 A | Colorado St. | 3 0 | 69 H | Colorado | 3 1 | 124 H | Utah | 3 0 | |
| 7 A | Washington | 0 3 | 46 H | Arizona | 3 1 | 76 H | Gonzaga | 3 1 | 141 H | Oregon St. | 3 0 | |
| 7 H | Washington | 0 3 | 50 H | Northern Ariz. | 3 1 | 82 N | New Mexico St. | 3 2 | 151 A | Northern Colo. | 3 0 | |
| 10 A | UCLA | 0 3 | | | | 90 A | Washington St. | 0 3 | 159 A | California | 1 3 | |
| 12 A | Stanford | 0 3 | | | | 90 H | Washington St. | 3 1 | 159 H | California | 3 0 | |
| 12 H | Stanford | 3 1 | | | | | | | 161 N | Western Mich. | 3 0 | |
| 17 H | Illinois | 3 2 | | | | | | | 175 H | UNLV | 3 0 | |
| | | | | | | | | | 189 A | Air Force | 3 0 | |
| | | | | | | | | | 248 N | Northeastern | 3 0 | |
| | | | | | | | | | 311 H | Texas Southern | 3 0 | |
| LAST 10 GAMES | | | | | | | | | | | | |
| | 90 H | Washington St. | 3 | 1 | | | 124 H | Utah | 3 | 0 | | |
| | 7 H | Washington | 0 | 3 | | | 10 A | UCLA | 0 | 3 | | |
| | 159 A | California | 1 | 3 | | | 2 A | Southern California | 1 | 3 | | |
| | 12 A | Stanford | 0 | 3 | | | 90 A | Washington St. | 0 | 3 | | |
| | 69 H | Colorado | 3 | 1 | | | 7 A | Washington | 0 | 3 | | |

Non-Div. I Games:

Arizona St.

| Average RPI Win: | 113 | WON-LOST RECORD | WINNING PCT. RANK | LAST 10 GAMES | STRENGTH OF SCHEDULE | OPP. STRENGTH OF SCHEDULE | TEAM RPI | ADJ RPI | CONF. RPI | ADJ CONF. RPI | |
|-------------------|----------|-----------------|-------------------|----------------|----------------------|---------------------------|-------------|---------|----------------|---------------|---|
| Average RPI Loss: | 46 | | | | | | | | | | |
| DIV. I ONLY | 19- 7 | .73077 | 52 | 9- 1 | 27 | 44 | 25 | .63164 | 26 | 4 | 4 |
| DIV. I NON-CONF. | 9- 3 | .75 | 59 | 0- 0 | 44 | 64 | 30 | .62354 | 33 | 5 | 5 |
| <hr/> | | | | | | | | | | | |
| TOTALS | RPI 1-25 | RPI 26-50 | | W-L RECORDS | RPI 51-100 | | RPI 101-150 | | RPI 150+ | | |
| 19- 7 | 2- 1 | 1- 3 | | OVERALL | 5- 3 | | 6- 0 | | 5- 0 | | |
| 9- 4 | 1- 0 | 1- 2 | | HOME | 2- 2 | | 4- 0 | | 1- 0 | | |
| 7- 3 | 1- 1 | 0- 1 | | AWAY | 3- 1 | | 1- 0 | | 2- 0 | | |
| 3- 0 | 0- 0 | 0- 0 | | NEUTRAL | 0- 0 | | 1- 0 | | 2- 0 | | |
| <hr/> | | | | | | | | | | | |
| 9- 3 | 1- 0 | 0- 2 | | NON-CONFERENCE | 2- 1 | | 3- 0 | | 3- 0 | | |
| 4- 2 | 0- 0 | 0- 1 | | HOME | 1- 1 | | 2- 0 | | 1- 0 | | |
| 3- 1 | 1- 0 | 0- 1 | | AWAY | 1- 0 | | 0- 0 | | 1- 0 | | |
| 2- 0 | 0- 0 | 0- 0 | | NEUTRAL | 0- 0 | | 1- 0 | | 1- 0 | | |
| <hr/> | | | | | | | | | | | |
| 10- 4 | 1- 1 | 1- 1 | | CONFERENCE | 3- 2 | | 3- 0 | | 2- 0 | | |
| 5- 2 | 1- 0 | 1- 1 | | HOME | 1- 1 | | 2- 0 | | 0- 0 | | |
| 4- 2 | 0- 1 | 0- 0 | | AWAY | 2- 1 | | 1- 0 | | 1- 0 | | |
| 1- 0 | 0- 0 | 0- 0 | | NEUTRAL | 0- 0 | | 0- 0 | | 1- 0 | | |
| <hr/> | | | | | | | | | | | |
| RPI S | Opponent | Score | | RPI S | Opponent | Score | | RPI S | Opponent | Score | |
| 10 A | UCLA | 3 | 0 | 28 H | San Diego | 0 | 3 | 53 H | Long Beach St. | 2 | 3 |
| 18 A | BYU | 1 | 3 | 39 H | Santa Clara | 3 | 2 | 60 A | Pacific | 3 | 0 |
| 18 H | BYU | 3 | 2 | 47 H | Virginia | 1 | 3 | 60 H | Pacific | 1 | 3 |
| | | | | 50 A | Northern Ariz. | 2 | 3 | 66 A | Pepperdine | 2 | 3 |
| | | | | | | | | 76 A | Gonzaga | 3 | 2 |
| | | | | | | | | 76 H | Gonzaga | 3 | 2 |
| | | | | | | | | 86 H | Oakland | 3 | 0 |
| | | | | | | | | 95 A | Cal Poly | 3 | 1 |
| | | | | | | | | | | | |
| | | | | | | | | | | | |
| | | | | | | | | | | | |
| | | | | | | | | | | | |
| | | | | | | | | | | | |
| | | | | | | | | | | | |
| | | | | | | | | | | | |
| | | | | | | | | | | | |
| | | | | | | | | | | | |
| | | | | | | | | | | | |
| | | | | | | | | | | | |
| | | | | | | | | | | | |
| | | | | | | | | | | | |
| | | | | | | | | | | | |
| | | | | | | | | | | | |
| | | | | | | | | | | | |
| | | | | | | | | | | | |
| | | | | | | | | | | | |
| | | | | | | | | | | | |
| | | | | | | | | | | | |
| | | | | | | | | | | | |
| | | | | | | | | | | | |
| | | | | | | | | | | | |
| | | | | | | | | | | | |
| | | | | | | | | | | | |
| | | | | | | | | | | | |
| | | | | | | | | | | | |
| | | | | | | | | | | | |
| | | | | | | | | | | | |
| | | | | | | | | | | | |
| | | | | | | | | | | | |
| | | | | | | | | | | | |
| | | | | | | | | | | | |
| | | | | | | | | | | | |
| | | | | | | | | | | | |
| | | | | | | | | | | | |
| | | | | | | | | | | | |
| | | | | | | | | | | | |
| | | | | | | | | | | | |
| | | | | | | | | | | | |
| | | | | | | | | | | | |
| | | | | | | | | | | | |
| | | | | | | | | | | | |
| | | | | | | | | | | | |
| | | | | | | | | | | | |
| | | | | | | | | | | | |
| | | | | | | | | | | | |
| | | | | | | | | | | | |
| | | | | | | | | | | | |
| | | | | | | | | | | | |
| | | | | | | | | | | | |
| | | | | | | | | | | | |
| | | | | | | | | | | | |
| | | | | | | | | | | | |
| | | | | | | | | | | | |
| | | | | | | | | | | | |
| | | | | | | | | | | | |
| | | | | | | | | | | | |
| | | | | | | | | | | | |
| | | | | | | | | | | | |
| | | | | | | | | | | | |
| | | | | | | | | | | | |
| | | | | | | | | | | | |
| | | | | | | | | | | | |
| | | | | | | | | | | | |
| | | | | | | | | | | | |
| | | | | | | | | | | | |
| | | | | | | | | | | | |
| | | | | | | | | | | | |
| | | | | | | | | | | | |
| | | | | | | | | | | | |
| | | | | | | | | | | | |
| | | | | | | | | | | | |
| | | | | | | | | | | | |
| | | | | | | | </ | | | | |

Non-Div. I Games:

Loyola Marymount

| | | | | | | | | | | | | | |
|----------------------|---------------------|-----------------|-------------------|----------------|----------------------|---------------------------|---------------|--------------------------|-----------|--------------------|-------|---|---|
| Average RPI Win: | 108 | WON-LOST RECORD | WINNING PCT. RANK | LAST 10 GAMES | STRENGTH OF SCHEDULE | OPP. STRENGTH OF SCHEDULE | TEAM RPI | ADJ RPI | CONF. RPI | ADJ CONF. RPI | | | |
| DIV. I ONLY | | 15- 8 | .65217 90 | 9- 1 | 13 | 24 | 29 | .6309 | 27 | 6 | 6 | | |
| DIV. I NON-CONF. | | 3- 6 | .33333 248 | 0- 0 | 2 | 5 | 64 | .58555 | 56 | 6 | 6 | | |
| <hr/> | | | | | | | | | | | | | |
| TOTALS | RPI 1-25 | RPI 26-50 | | W-L RECORDS | RPI 51-100 | | RPI 101-150 | | RPI 150+ | | | | |
| 15- 8 | 2- 5 | 3- 2 | | OVERALL | 4- 1 | | 2- 0 | | 4- 0 | | | | |
| 8- 3 | 2- 1 | 3- 1 | | HOME | 1- 1 | | 0- 0 | | 2- 0 | | | | |
| 6- 2 | 0- 1 | 0- 1 | | AWAY | 3- 0 | | 2- 0 | | 1- 0 | | | | |
| 1- 3 | 0- 3 | 0- 0 | | NEUTRAL | 0- 0 | | 0- 0 | | 1- 0 | | | | |
| <hr/> | | | | | | | | | | | | | |
| 3- 6 | 1- 4 | 1- 1 | | NON-CONFERENCE | 0- 1 | | 0- 0 | | 1- 0 | | | | |
| 2- 2 | 1- 0 | 1- 1 | | HOME | 0- 1 | | 0- 0 | | 0- 0 | | | | |
| 0- 1 | 0- 1 | 0- 0 | | AWAY | 0- 0 | | 0- 0 | | 0- 0 | | | | |
| 1- 3 | 0- 3 | 0- 0 | | NEUTRAL | 0- 0 | | 0- 0 | | 1- 0 | | | | |
| <hr/> | | | | | | | | | | | | | |
| 12- 2 | 1- 1 | 2- 1 | | CONFERENCE | 4- 0 | | 2- 0 | | 3- 0 | | | | |
| 6- 1 | 1- 1 | 2- 0 | | HOME | 1- 0 | | 0- 0 | | 2- 0 | | | | |
| 6- 1 | 0- 0 | 0- 1 | | AWAY | 3- 0 | | 2- 0 | | 1- 0 | | | | |
| 0- 0 | 0- 0 | 0- 0 | | NEUTRAL | 0- 0 | | 0- 0 | | 0- 0 | | | | |
| <hr/> | | | | | | | | | | | | | |
| RPI S | Opponent | Score | RPI S | Opponent | Score | RPI S | Opponent | Score | RPI S | Opponent | Score | | |
| 1 N | Minnesota | 0 3 | 30 H | Miami (FL) | 3 0 | 62 A | Syracuse | 3 1 | 133 A | Boston College | 3 2 | | |
| 2 A | Southern California | 1 3 | 36 H | Michigan | 3 0 | 64 H | UNCW | 2 3 | 143 A | North Carolina St. | 3 0 | | |
| 9 N | Wisconsin | 0 3 | 43 A | Pittsburgh | 0 3 | 81 A | Georgia Tech | 3 1 | 169 H | Wake Forest | 3 0 | | |
| 12 H | Stanford | 3 0 | 47 H | Virginia | 3 0 | 87 H | Duke | 3 0 | 202 H | Notre Dame | 3 1 | | |
| 18 N | BYU | 1 3 | 49 H | Michigan St. | 1 3 | 91 A | Virginia Tech | 3 1 | 209 A | Clemson | 3 0 | | |
| 19 H | Louisville | 3 1 | | | | | | | 306 N | Chicago St. | 3 0 | | |
| 21 H | Florida St. | 2 3 | | | | | | | | | | | |
| <hr/> | | | | | | | | | | | | | |
| LAST 10 GAMES | | | | | | | | | | | | | |
| 133 A Boston College | | | | | | 3 | 2 | 81 A Georgia Tech | | | | 3 | 1 |
| 62 A Syracuse | | | | | | 3 | 1 | 30 H Miami (FL) | | | | 3 | 0 |
| 202 H Notre Dame | | | | | | 3 | 1 | 21 H Florida St. | | | | 2 | 3 |
| 19 H Louisville | | | | | | 3 | 1 | 47 H Virginia | | | | 3 | 0 |
| 209 A Clemson | | | | | | 3 | 0 | 143 A North Carolina St. | | | | 3 | 0 |

Non-Div. I Games:

North Carolina

| Average RPI Win: | 98 | WON-LOST | WINNING | LAST 10 | STRENGTH OF | OPP. STRENGTH | TEAM | ADJ | CONF. | ADJ CONF. | |
|-------------------|-------------|-----------|-----------|----------------|------------------|---------------|-------------|--------|----------------|-----------|---|
| Average RPI Loss: | 39 | RECORD | PCT. RANK | GAMES | SCHEDULE | OF SCHEDULE | RPI | RPI | RPI | RPI | |
| DIV. I ONLY | 18- 7 | .72 | 54 | 9- 1 | 40 | 19 | 28 | .6288 | 28 | 4 | 4 |
| DIV. I NON-CONF. | 7- 5 | .58333 | 137 | 1- 0 | 80 | 9 | 72 | .57504 | 70 | 5 | 5 |
| <hr/> | | | | | | | | | | | |
| TOTALS | RPI 1-25 | RPI 26-50 | | W-L RECORDS | RPI 51-100 | | RPI 101-150 | | RPI 150+ | | |
| 18- 7 | 0- 5 | 3- 0 | | OVERALL | 7- 1 | | 4- 1 | | 4- 0 | | |
| 9- 1 | 0- 1 | 1- 0 | | HOME | 3- 0 | | 3- 0 | | 2- 0 | | |
| 8- 3 | 0- 1 | 2- 0 | | AWAY | 3- 1 | | 1- 1 | | 2- 0 | | |
| 1- 3 | 0- 3 | 0- 0 | | NEUTRAL | 1- 0 | | 0- 0 | | 0- 0 | | |
| <hr/> | | | | | | | | | | | |
| 7- 5 | 0- 3 | 1- 0 | | NON-CONFERENCE | 2- 1 | | 2- 1 | | 2- 0 | | |
| 4- 0 | 0- 0 | 1- 0 | | HOME | 0- 0 | | 2- 0 | | 1- 0 | | |
| 2- 2 | 0- 0 | 0- 0 | | AWAY | 1- 1 | | 0- 1 | | 1- 0 | | |
| 1- 3 | 0- 3 | 0- 0 | | NEUTRAL | 1- 0 | | 0- 0 | | 0- 0 | | |
| <hr/> | | | | | | | | | | | |
| 11- 2 | 0- 2 | 2- 0 | | CONFERENCE | 5- 0 | | 2- 0 | | 2- 0 | | |
| 5- 1 | 0- 1 | 0- 0 | | HOME | 3- 0 | | 1- 0 | | 1- 0 | | |
| 6- 1 | 0- 1 | 2- 0 | | AWAY | 2- 0 | | 1- 0 | | 1- 0 | | |
| 0- 0 | 0- 0 | 0- 0 | | NEUTRAL | 0- 0 | | 0- 0 | | 0- 0 | | |
| <hr/> | | | | | | | | | | | |
| RPI S | Opponent | Score | | RPI S | Opponent | Score | | RPI S | Opponent | Score | |
| 10 N | UCLA | 1 | 3 | 26 A | Loyola Marymount | 3 | 0 | 53 A | Long Beach St. | 2 | 3 |
| 18 A | BYU | 0 | 3 | 39 A | Santa Clara | 3 | 1 | 60 A | Pacific | 3 | 0 |
| 18 H | BYU | 0 | 3 | 42 H | TCU | 3 | 0 | 60 H | Pacific | 3 | 0 |
| 21 N | Florida St. | 0 | 3 | | | | | 65 N | Oklahoma | 3 | 2 |
| 24 N | SMU | 1 | 3 | | | | | 66 A | Pepperdine | 3 | 0 |
| | | | | | | | | 66 H | Pepperdine | 3 | 2 |
| | | | | | | | | 69 A | Colorado | 3 | 1 |
| | | | | | | | | 76 H | Gonzaga | 3 | 1 |
| | | | | | | | | | | | |
| | | | | | | | | | | | |
| | | | | | | | | | | | |
| | | | | | | | | | | | |
| | | | | | | | | | | | |
| | | | | | | | | | | | |
| | | | | | | | | | | | |
| | | | | | | | | | | | |
| | | | | | | | | | | | |
| | | | | | | | | | | | |
| | | | | | | | | | | | |
| | | | | | | | | | | | |
| | | | | | | | | | | | |
| | | | | | | | | | | | |
| | | | | | | | | | | | |
| | | | | | | | | | | | |
| | | | | | | | | | | | |
| | | | | | | | | | | | |
| | | | | | | | | | | | |
| | | | | | | | | | | | |
| | | | | | | | | | | | |
| | | | | | | | | | | | |
| | | | | | | | | | | | |
| | | | | | | | | | | | |
| | | | | | | | | | | | |
| | | | | | | | | | | | |
| | | | | | | | | | | | |
| | | | | | | | | | | | |
| | | | | | | | | | | | |
| | | | | | | | | | | | |
| | | | | | | | | | | | |
| | | | | | | | | | | | |
| | | | | | | | | | | | |
| | | | | | | | | | | | |
| | | | | | | | | | | | |
| | | | | | | | | | | | |
| | | | | | | | | | | | |
| | | | | | | | | | | | |
| | | | | | | | | | | | |
| | | | | | | | | | | | |
| | | | | | | | | | | | |
| | | | | | | | | | | | |
| | | | | | | | | | | | |
| | | | | | | | | | | | |
| | | | | | | | | | | | |
| | | | | | | | | | | | |
| | | | | | | | | | | | |
| | | | | | | | | | | | |
| | | | | | | | | | | | |
| | | | | | | | | | | | |
| | | | | | | | | | | | |
| | | | | | | | | | | | |
| | | | | | | | | | | | |
| | | | | | | | | | | | |
| | | | | | | | | | | | |
| | | | | | | | | | | | |
| | | | | | | | | | | | |
| | | | | | | | | | | | |
| | | | | | | | | | | | |
| | | | | | | | | | | | |
| | | | | | | | | | | | |
| | | | | | | | | | | | |
| | | | | | | | | | | | |
| | | | | | | | | | | | |
| | | | | | | | | | | | |
| | | | | | | | | | | | |
| | | | | | | | | | | | |
| | | | | | | | | | | | |
| | | | | | | | | | | | |
| | | | | | | | | | | | |

Non-Div. I Games:

San Diego

| Average RPI Win: | 130 | WON-LOST RECORD | WINNING PCT. RANK | LAST 10 GAMES | STRENGTH OF SCHEDULE | OPP. STRENGTH OF SCHEDULE | TEAM RPI | ADJ RPI | CONF. RPI | ADJ CONF. RPI |
|-------------------|------------|-----------------|-------------------|----------------|----------------------|---------------------------|----------|-------------|-----------------|---------------|
| Average RPI Loss: | 53 | 19- 8 | .7037 66 | 8- 2 | 23 | 73 | 33 | .62775 29 | 8 | 8 |
| DIV. I ONLY | | 9- 4 | .69231 85 | 1- 0 | 8 | 45 | 20 | .65714 18 | 7 | 7 |
| DIV. I NON-CONF. | | | | | | | | | | |
| <hr/> | | | | | | | | | | |
| TOTALS | RPI 1-25 | RPI 26-50 | | W-L RECORDS | | RPI 51-100 | | RPI 101-150 | | RPI 150+ |
| 19- 8 | 1- 3 | 4- 3 | | OVERALL | | 0- 1 | | 6- 0 | | 8- 1 |
| 10- 3 | 0- 1 | 1- 1 | | HOME | | 0- 1 | | 4- 0 | | 5- 0 |
| 5- 3 | 1- 1 | 1- 2 | | AWAY | | 0- 0 | | 1- 0 | | 2- 0 |
| 4- 2 | 0- 1 | 2- 0 | | NEUTRAL | | 0- 0 | | 1- 0 | | 1- 1 |
| <hr/> | | | | | | | | | | |
| 9- 4 | 1- 1 | 3- 2 | | NON-CONFERENCE | | 0- 0 | | 3- 0 | | 2- 1 |
| 3- 1 | 0- 0 | 0- 1 | | HOME | | 0- 0 | | 2- 0 | | 1- 0 |
| 2- 1 | 1- 0 | 1- 1 | | AWAY | | 0- 0 | | 0- 0 | | 0- 0 |
| 4- 2 | 0- 1 | 2- 0 | | NEUTRAL | | 0- 0 | | 1- 0 | | 1- 1 |
| <hr/> | | | | | | | | | | |
| 10- 4 | 0- 2 | 1- 1 | | CONFERENCE | | 0- 1 | | 3- 0 | | 6- 0 |
| 7- 2 | 0- 1 | 1- 0 | | HOME | | 0- 1 | | 2- 0 | | 4- 0 |
| 3- 2 | 0- 1 | 0- 1 | | AWAY | | 0- 0 | | 1- 0 | | 2- 0 |
| 0- 0 | 0- 0 | 0- 0 | | NEUTRAL | | 0- 0 | | 0- 0 | | 0- 0 |
| <hr/> | | | | | | | | | | |
| RPI S | Opponent | Score | | RPI S | Opponent | Score | | RPI S | Opponent | Score |
| 6 N | Kansas | 0 | 3 | 30 N | Miami (FL) | 3 | 2 | 67 H | Xavier | 0 3 |
| 14 A | Iowa St. | 3 | 0 | 33 H | Wichita St. | 2 | 3 | 119 H | IUPUI | 3 1 |
| 23 A | Creighton | 0 | 3 | 35 N | Dayton | 3 | 0 | 129 H | St. John's (NY) | 3 0 |
| 23 H | Creighton | 0 | 3 | 40 A | Missouri St. | 3 | 1 | 131 H | Albany (NY) | 3 0 |
| | | | | 44 A | Villanova | 0 | 3 | 135 N | North Dakota | 3 1 |
| | | | | 44 H | Villanova | 3 | 1 | 140 A | Seton Hall | 3 0 |
| | | | | 48 A | Wyoming | 2 | 3 | 140 H | Seton Hall | 3 1 |
| | | | | | | | | 151 N | Northern Colo. | 3 1 |
| | | | | | | | | 153 H | Butler | 3 1 |
| | | | | | | | | 164 H | Milwaukee | 3 0 |
| | | | | | | | | 176 N | Oral Roberts | 2 3 |
| | | | | | | | | 191 A | DePaul | 3 0 |
| | | | | | | | | 191 H | DePaul | 3 0 |
| | | | | | | | | 215 A | Georgetown | 3 0 |
| | | | | | | | | 215 H | Georgetown | 3 0 |
| | | | | | | | | 240 H | Providence | 3 0 |
| <hr/> | | | | | | | | | | |
| LAST 10 GAMES | | | | | | | | | | |
| 215 H | Georgetown | 3 | 0 | 140 H | Seton Hall | 3 | 1 | | | |
| 23 H | Creighton | 0 | 3 | 129 H | St. John's (NY) | 3 | 0 | | | |
| 191 A | DePaul | 3 | 0 | 240 H | Providence | 3 | 0 | | | |
| 164 H | Milwaukee | 3 | 0 | 23 A | Creighton | 0 | 3 | | | |
| 44 H | Villanova | 3 | 1 | 215 A | Georgetown | 3 | 0 | | | |

Non-Div. I Games:

Marquette

| Average RPI Win: | 109 | WON-LOST RECORD | WINNING PCT. RANK | LAST 10 GAMES | STRENGTH OF SCHEDULE | OPP. STRENGTH OF SCHEDULE | TEAM RPI | ADJ RPI | CONF. RPI | ADJ CONF. RPI | |
|-------------------|-------------|-----------------|-------------------|----------------|----------------------|---------------------------|--------------------|---------|-----------|--------------------|-------|
| Average RPI Loss: | 51 | | | | | | | | | | |
| DIV. I ONLY | 17- 7 | .70833 | 65 | 8- 2 | 26 | 45 | 30 | .62727 | 30 | 6 | 6 |
| DIV. I NON-CONF. | 7- 3 | .7 | 83 | 0- 0 | 47 | 52 | 40 | .61338 | 40 | 6 | 6 |
| <hr/> | | | | | | | | | | | |
| TOTALS | RPI 1-25 | RPI 26-50 | | W-L RECORDS | RPI 51-100 | | RPI 101-150 | | RPI 150+ | | |
| 17- 7 | 1- 2 | 2- 4 | | OVERALL | 6- 0 | | 5- 0 | | 3- 1 | | |
| 11- 0 | 1- 0 | 1- 0 | | HOME | 4- 0 | | 3- 0 | | 2- 0 | | |
| 5- 5 | 0- 2 | 0- 3 | | AWAY | 2- 0 | | 2- 0 | | 1- 0 | | |
| 1- 2 | 0- 0 | 1- 1 | | NEUTRAL | 0- 0 | | 0- 0 | | 0- 1 | | |
| <hr/> | | | | | | | | | | | |
| 7- 3 | 0- 0 | 1- 2 | | NON-CONFERENCE | 2- 0 | | 3- 0 | | 1- 1 | | |
| 5- 0 | 0- 0 | 0- 0 | | HOME | 2- 0 | | 2- 0 | | 1- 0 | | |
| 1- 1 | 0- 0 | 0- 1 | | AWAY | 0- 0 | | 1- 0 | | 0- 0 | | |
| 1- 2 | 0- 0 | 1- 1 | | NEUTRAL | 0- 0 | | 0- 0 | | 0- 1 | | |
| <hr/> | | | | | | | | | | | |
| 10- 4 | 1- 2 | 1- 2 | | CONFERENCE | 4- 0 | | 2- 0 | | 2- 0 | | |
| 6- 0 | 1- 0 | 1- 0 | | HOME | 2- 0 | | 1- 0 | | 1- 0 | | |
| 4- 4 | 0- 2 | 0- 2 | | AWAY | 2- 0 | | 1- 0 | | 1- 0 | | |
| 0- 0 | 0- 0 | 0- 0 | | NEUTRAL | 0- 0 | | 0- 0 | | 0- 0 | | |
| <hr/> | | | | | | | | | | | |
| RPI S | Opponent | Score | RPI S | Opponent | Score | RPI S | Opponent | Score | RPI S | Opponent | Score |
| 19 A | Louisville | 1 3 | 27 A | North Carolina | 0 3 | 51 H | Kansas St. | 3 2 | 111 H | UCF | 3 1 |
| 21 A | Florida St. | 2 3 | 29 N | Marquette | 2 3 | 58 H | Illinois St. | 3 0 | 114 A | LSU | 3 1 |
| 21 H | Florida St. | 3 1 | 34 N | Purdue | 3 2 | 62 H | Syracuse | 3 0 | 133 H | Boston College | 3 0 |
| | | | 40 A | Missouri St. | 2 3 | 81 H | Georgia Tech | 3 1 | 143 A | North Carolina St. | 3 2 |
| | | | 43 A | Pittsburgh | 0 3 | 87 A | Duke | 3 2 | 149 H | Seattle | 3 0 |
| | | | 47 H | Virginia | 3 0 | 91 A | Virginia Tech | 3 2 | 169 A | Wake Forest | 3 1 |
| | | | | | | | | | 176 N | Oral Roberts | 1 3 |
| | | | | | | | | | 209 H | Clemson | 3 0 |
| | | | | | | | | | 298 H | Florida A&M | 3 0 |
| <hr/> | | | | | | | | | | | |
| LAST 10 GAMES | | | | | | | | | | | |
| | | | 47 H | Virginia | 3 0 | 133 H | Boston College | 3 0 | | | |
| | | | 21 H | Florida St. | 3 1 | 27 A | North Carolina | 0 3 | | | |
| | | | 43 A | Pittsburgh | 0 3 | 143 A | North Carolina St. | 3 2 | | | |
| | | | 91 A | Virginia Tech | 3 2 | 87 A | Duke | 3 2 | | | |
| | | | 62 H | Syracuse | 3 0 | 169 A | Wake Forest | 3 1 | | | |

Non-Div. I Games:

Miami (FL)

| Average RPI Win: | 150 | WON-LOST RECORD | WINNING PCT. RANK | LAST 10 GAMES | STRENGTH OF SCHEDULE | OPP. STRENGTH OF SCHEDULE | TEAM RPI | ADJ RPI | CONF. RPI | ADJ CONF. RPI | | |
|------------------|-------------|-----------------|-------------------|----------------|----------------------|---------------------------|--------------|-------------|-----------|----------------|-------|----|
| DIV. I ONLY | | 21- 3 | .875 | 11 | 10- 0 | 122 | 50 | 31 | .62548 | 31 | 10 | 10 |
| DIV. I NON-CONF. | | 7- 3 | .7 | 83 | 0- 0 | 76 | 20 | 45 | .60247 | 45 | 10 | 10 |
| <hr/> | | | | | | | | | | | | |
| TOTALS | RPI 1-25 | RPI 26-50 | | W-L RECORDS | | RPI 51-100 | | RPI 101-150 | | RPI 150+ | | |
| 21- 3 | 0- 3 | 4- 0 | | OVERALL | | 1- 0 | | 4- 0 | | 12- 0 | | |
| 13- 1 | 0- 1 | 3- 0 | | HOME | | 1- 0 | | 2- 0 | | 7- 0 | | |
| 7- 2 | 0- 2 | 1- 0 | | AWAY | | 0- 0 | | 2- 0 | | 4- 0 | | |
| 1- 0 | 0- 0 | 0- 0 | | NEUTRAL | | 0- 0 | | 0- 0 | | 1- 0 | | |
| 7- 3 | 0- 3 | 1- 0 | | NON-CONFERENCE | | 1- 0 | | 0- 0 | | 5- 0 | | |
| 6- 1 | 0- 1 | 1- 0 | | HOME | | 1- 0 | | 0- 0 | | 4- 0 | | |
| 0- 2 | 0- 2 | 0- 0 | | AWAY | | 0- 0 | | 0- 0 | | 0- 0 | | |
| 1- 0 | 0- 0 | 0- 0 | | NEUTRAL | | 0- 0 | | 0- 0 | | 1- 0 | | |
| 14- 0 | 0- 0 | 3- 0 | | CONFERENCE | | 0- 0 | | 4- 0 | | 7- 0 | | |
| 7- 0 | 0- 0 | 2- 0 | | HOME | | 0- 0 | | 2- 0 | | 3- 0 | | |
| 7- 0 | 0- 0 | 1- 0 | | AWAY | | 0- 0 | | 2- 0 | | 4- 0 | | |
| 0- 0 | 0- 0 | 0- 0 | | NEUTRAL | | 0- 0 | | 0- 0 | | 0- 0 | | |
| RPI S | Opponent | Score | RPI S | Opponent | Score | RPI S | Opponent | Score | RPI S | Opponent | Score | |
| 3 A | Texas | 0 3 | 37 H | Baylor | 3 0 | 55 H | UNI | 3 0 | 102 A | New Mexico | 3 0 | |
| 16 A | Texas A&M | 2 3 | 45 A | Boise St. | 3 0 | | | | 102 H | New Mexico | 3 0 | |
| 25 H | Arizona St. | 0 3 | 45 H | Boise St. | 3 2 | | | | 144 A | San Diego St. | 3 0 | |
| | | | 48 H | Wyoming | 3 0 | | | | 144 H | San Diego St. | 3 0 | |
| | | | | | | | | | 151 H | Northern Colo. | 3 0 | |
| | | | | | | | | | 152 H | UC Davis | 3 0 | |
| | | | | | | | | | 161 H | Western Mich. | 3 0 | |
| | | | | | | | | | 167 A | Nevada | 3 0 | |
| | | | | | | | | | 167 H | Nevada | 3 0 | |
| | | | | | | | | | 189 A | Air Force | 3 1 | |
| | | | | | | | | | 189 H | Air Force | 3 0 | |
| | | | | | | | | | 225 A | San Jose St. | 3 1 | |
| | | | | | | | | | 232 H | Eastern Ky. | 3 0 | |
| | | | | | | | | | 252 A | Utah St. | 3 0 | |
| | | | | | | | | | 252 H | Utah St. | 3 0 | |
| | | | | | | | | | 300 N | Iona | 3 0 | |
| | | | LAST 10 GAMES | | | | | | | | | |
| | | | 102 A | New Mexico | 3 0 | 45 A | Boise St. | 3 0 | | | | |
| | | | 189 A | Air Force | 3 1 | 225 A | San Jose St. | 3 1 | | | | |
| | | | 167 H | Nevada | 3 0 | 48 H | Wyoming | 3 0 | | | | |
| | | | 144 H | San Diego St. | 3 0 | 189 H | Air Force | 3 0 | | | | |
| | | | 252 A | Utah St. | 3 0 | 102 H | New Mexico | 3 0 | | | | |

Non-Div. I Games:

Colorado St.

| | | | | | | | | | | | | |
|-------------------|----------|-----------|-----------|----------------|-------------|---------------|------|-------------|----------------|-----------|----|----|
| Average RPI Win: | 148 | WON-LOST | WINNING | LAST 10 | STRENGTH OF | OPP. STRENGTH | TEAM | ADJ | CONF. | ADJ CONF. | | |
| Average RPI Loss: | 10 | RECORD | PCT. RANK | GAMES | SCHEDULE | OF SCHEDULE | RPI | RPI | RPI | RPI | | |
| DIV. I ONLY | | 22- 1 | .95652 | 3 | 10- 0 | 186 | 54 | 27 | .62509 | 32 | 13 | 13 |
| DIV. I NON-CONF. | | 10- 1 | .90909 | 15 | 0- 0 | 68 | 8 | 12 | .66158 | 13 | 9 | 9 |
| <hr/> | | | | | | | | | | | | |
| TOTALS | RPI 1-25 | RPI 26-50 | | W-L RECORDS | | RPI 51-100 | | RPI 101-150 | | RPI 150+ | | |
| 22- 1 | 1- 1 | 1- 0 | | OVERALL | | 5- 0 | | 5- 0 | | 10- 0 | | |
| 18- 1 | 1- 1 | 1- 0 | | HOME | | 4- 0 | | 5- 0 | | 7- 0 | | |
| 4- 0 | 0- 0 | 0- 0 | | AWAY | | 1- 0 | | 0- 0 | | 3- 0 | | |
| 0- 0 | 0- 0 | 0- 0 | | NEUTRAL | | 0- 0 | | 0- 0 | | 0- 0 | | |
| <hr/> | | | | | | | | | | | | |
| 10- 1 | 1- 1 | 1- 0 | | NON-CONFERENCE | | 2- 0 | | 4- 0 | | 2- 0 | | |
| 10- 1 | 1- 1 | 1- 0 | | HOME | | 2- 0 | | 4- 0 | | 2- 0 | | |
| 0- 0 | 0- 0 | 0- 0 | | AWAY | | 0- 0 | | 0- 0 | | 0- 0 | | |
| 0- 0 | 0- 0 | 0- 0 | | NEUTRAL | | 0- 0 | | 0- 0 | | 0- 0 | | |
| <hr/> | | | | | | | | | | | | |
| 12- 0 | 0- 0 | 0- 0 | | CONFERENCE | | 3- 0 | | 1- 0 | | 8- 0 | | |
| 8- 0 | 0- 0 | 0- 0 | | HOME | | 2- 0 | | 1- 0 | | 5- 0 | | |
| 4- 0 | 0- 0 | 0- 0 | | AWAY | | 1- 0 | | 0- 0 | | 3- 0 | | |
| 0- 0 | 0- 0 | 0- 0 | | NEUTRAL | | 0- 0 | | 0- 0 | | 0- 0 | | |
| <hr/> | | | | | | | | | | | | |
| RPI S | Opponent | Score | | RPI S | Opponent | Score | | RPI S | Opponent | Score | | |
| 4 H | Florida | 3 | 2 | 33 H | Wichita St. | 3 | 1 | 127 H | UC Irvine | 3 | 1 | |
| 10 H | UCLA | 1 | 3 | | | | | 53 H | Long Beach St. | 3 | 1 | |
| | | | | | | | | 57 H | Iowa | 3 | 1 | |
| | | | | | | | | 74 H | American | 3 | 0 | |
| | | | | | | | | 95 H | Cal Poly | 3 | 0 | |
| | | | | | | | | | | | | |
| | | | | | | | | | | | | |
| | | | | | | | | | | | | |
| | | | | | | | | | | | | |
| | | | | | | | | | | | | |
| | | | | | | | | | | | | |
| | | | | | | | | | | | | |
| | | | | | | | | | | | | |
| | | | | | | | | | | | | |
| | | | | | | | | | | | | |
| | | | | | | | | | | | | |
| | | | | | | | | | | | | |
| | | | | | | | | | | | | |
| | | | | | | | | | | | | |
| | | | | | | | | | | | | |
| | | | | | | | | | | | | |
| | | | | | | | | | | | | |
| | | | | | | | | | | | | |
| | | | | | | | | | | | | |
| | | | | | | | | | | | | |
| | | | | | | | | | | | | |
| | | | | | | | | | | | | |
| | | | | | | | | | | | | |
| | | | | | | | | | | | | |
| | | | | | | | | | | | | |
| | | | | | | | | | | | | |
| | | | | | | | | | | | | |
| | | | | | | | | | | | | |
| | | | | | | | | | | | | |
| | | | | | | | | | | | | |
| | | | | | | | | | | | | |
| | | | | | | | | | | | | |
| | | | | | | | | | | | | |
| | | | | | | | | | | | | |
| | | | | | | | | | | | | |
| | | | | | | | | | | | | |
| | | | | | | | | | | | | |
| | | | | | | | | | | | | |
| | | | | | | | | | | | | |
| | | | | | | | | | | | | |
| | | | | | | | | | | | | |
| | | | | | | | | | | | | |
| | | | | | | | | | | | | |
| | | | | | | | | | | | | |
| | | | | | | | | | | | | |
| | | | | | | | | | | | | |
| | | | | | | | | | | | | |
| | | | | | | | | | | | | |
| | | | | | | | | | | | | |
| | | | | | | | | | | | | |
| | | | | | | | | | | | | |
| | | | | | | | | | | | | |
| | | | | | | | | | | | | |
| | | | | | | | | | | | | |
| | | | | | | | | | | | | |
| | | | | | | | | | | | | |
| | | | | | | | | | | | | |
| | | | | | | | | | | | | |
| | | | | | | | | | | | | |
| | | | | | | | | | | | | |
| | | | | | | | | | | | | |
| | | | | | | | | | | | | |
| | | | | | | | | | | | | |
| | | | | | | | | | | | | |
| | | | | | | | | | | | | |
| | | | | | | | | | | | | |
| | | | | | | | | | | | | |
| | | | | | | | | | | | | |
| | | | | | | | | | | | | |
| | | | | | | | | | | | | |
| | | | | | | | | | | | | |
| | | | | | | | | | | | | |
| | | | | | | | | | | | | |
| | | | | | | | | | | | | |
| | | | | | | | | | | | | |
| | | | | | | | | | | | | |
| </ | | | | | | | | | | | | |

Non-Div. I Games:

Hawaii

| Average RPI Win: | | 132 | WON-LOST RECORD | | WINNING PCT. RANK | LAST 10 GAMES | STRENGTH OF SCHEDULE | | OPP. STRENGTH OF SCHEDULE | TEAM RPI | ADJ RPI | CONF. RPI | ADJ CONF. RPI |
|-------------------|-----------|----------|-----------------|---------------|-------------------|---------------|----------------------|-------|---------------------------|-------------------|-----------|-----------|---------------|
| Average RPI Loss: | | 51 | | | | | | | | | | | |
| DIV. I ONLY | | 21-7 | | | .75 43 | 9-1 | 42 | | 72 | 32 | .62378 33 | 7 | 7 |
| DIV. I NON-CONF. | | 9-5 | | | .64286 112 | 0-0 | 42 | | 54 | 46 | .60199 46 | 8 | 8 |
| TOTALS | | RPI 1-25 | RPI 26-50 | | W-L RECORDS | | RPI 51-100 | | RPI 101-150 | | RPI 150+ | | |
| 21-7 | | 1-2 | 2-2 | | OVERALL | | 4-2 | | 7-1 | | 7-0 | | |
| 10-2 | | 1-1 | 0-1 | | HOME | | 2-0 | | 4-0 | | 3-0 | | |
| 7-3 | | 0-1 | 2-1 | | AWAY | | 2-1 | | 1-0 | | 2-0 | | |
| 4-2 | | 0-0 | 0-0 | | NEUTRAL | | 0-1 | | 2-1 | | 2-0 | | |
| 9-5 | | 1-2 | 1-1 | | NON-CONFERENCE | | 0-1 | | 4-1 | | 3-0 | | |
| 4-1 | | 1-1 | 0-0 | | HOME | | 0-0 | | 2-0 | | 1-0 | | |
| 1-2 | | 0-1 | 1-1 | | AWAY | | 0-0 | | 0-0 | | 0-0 | | |
| 4-2 | | 0-0 | 0-0 | | NEUTRAL | | 0-1 | | 2-1 | | 2-0 | | |
| 12-2 | | 0-0 | 1-1 | | CONFERENCE | | 4-1 | | 3-0 | | 4-0 | | |
| 6-1 | | 0-0 | 0-1 | | HOME | | 2-0 | | 2-0 | | 2-0 | | |
| 6-1 | | 0-0 | 1-0 | | AWAY | | 2-1 | | 1-0 | | 2-0 | | |
| 0-0 | | 0-0 | 0-0 | | NEUTRAL | | 0-0 | | 0-0 | | 0-0 | | |
| RPI S | Opponent | Score | RPI S | Opponent | Score | RPI S | Opponent | Score | RPI S | Opponent | Score | | |
| 13 H | Kentucky | 3 2 | 29 A | Marquette | 3 2 | 52 A | Southern Ill. | 2 3 | 105 H | Northern Ill. | 3 1 | | |
| 16 A | Texas A&M | 0 3 | 32 A | Hawaii | 1 3 | 55 A | UNI | 3 0 | 108 H | Loyola Chicago | 3 2 | | |
| 17 H | Illinois | 0 3 | 40 A | Missouri St. | 3 0 | 55 H | UNI | 3 0 | 113 H | Texas St. | 3 0 | | |
| | | | 40 H | Missouri St. | 1 3 | 58 A | Illinois St. | 3 2 | 119 N | IUPUI | 1 3 | | |
| | | | | | | 58 H | Illinois St. | 3 1 | 131 N | Albany (NY) | 3 1 | | |
| | | | | | | 82 N | New Mexico St. | 2 3 | 132 A | Indiana St. | 3 0 | | |
| | | | | | | | | | 132 H | Indiana St. | 3 1 | | |
| | | | | | | | | | 141 N | Oregon St. | 3 0 | | |
| | | | | | | | | | 173 N | Idaho | 3 0 | | |
| | | | | | | | | | 193 A | Drake | 3 0 | | |
| | | | | | | | | | 193 H | Drake | 3 1 | | |
| | | | | | | | | | 230 N | Abilene Christian | 3 0 | | |
| | | | | | | | | | 266 A | Evansville | 3 0 | | |
| | | | | | | | | | 271 H | South Dakota St. | 3 0 | | |
| | | | | | | | | | 272 H | Bradley | 3 0 | | |
| | | | LAST 10 GAMES | | | | | | | | | | |
| | | | 55 H | UNI | 3 0 | 58 A | Illinois St. | 3 2 | | | | | |
| | | | 193 H | Drake | 3 1 | 108 H | Loyola Chicago | 3 2 | | | | | |
| | | | 52 A | Southern Ill. | 2 3 | 272 H | Bradley | 3 0 | | | | | |
| | | | 40 A | Missouri St. | 3 0 | 193 A | Drake | 3 0 | | | | | |
| | | | 132 A | Indiana St. | 3 0 | 55 A | UNI | 3 0 | | | | | |

Non-Div. I Games:

Wichita St.

| Average RPI Win: 127 | | WON-LOST RECORD | | WINNING PCT. RANK | | LAST 10 GAMES | | STRENGTH OF SCHEDULE | | OPP. STRENGTH OF SCHEDULE | | TEAM RPI | | ADJ RPI | | CONF. RPI | | ADJ CONF. RPI | | | | | |
|----------------------|---|-----------------|--|-------------------|---|----------------|---|----------------------|--|---------------------------|---|-----------------------|---|-------------|--|-----------|---|---------------|---|-----------------|---|---|--|
| DIV. I ONLY | | 18- 7 | | .72 54 | | 5- 5 | | 51 | | 25 | | 35 | | .62078 34 | | 1 | | 1 | | | | | |
| DIV. I NON-CONF. | | 9- 2 | | .81818 40 | | 0- 0 | | 124 | | 133 | | 48 | | .59485 49 | | 1 | | 1 | | | | | |
| TOTALS | | RPI 1-25 | | RPI 26-50 | | W-L RECORDS | | RPI 51-100 | | RPI 101-150 | | RPI 150+ | | | | | | | | | | | |
| 18- 7 | | 1- 6 | | 3- 1 | | OVERALL | | 5- 0 | | 2- 0 | | 7- 0 | | | | | | | | | | | |
| 12- 1 | | 1- 1 | | 1- 0 | | HOME | | 3- 0 | | 1- 0 | | 6- 0 | | | | | | | | | | | |
| 5- 4 | | 0- 4 | | 2- 0 | | AWAY | | 2- 0 | | 1- 0 | | 0- 0 | | | | | | | | | | | |
| 1- 2 | | 0- 1 | | 0- 1 | | NEUTRAL | | 0- 0 | | 0- 0 | | 1- 0 | | | | | | | | | | | |
| 9- 2 | | 0- 1 | | 0- 1 | | NON-CONFERENCE | | 2- 0 | | 1- 0 | | 6- 0 | | | | | | | | | | | |
| 6- 0 | | 0- 0 | | 0- 0 | | HOME | | 1- 0 | | 0- 0 | | 5- 0 | | | | | | | | | | | |
| 2- 0 | | 0- 0 | | 0- 0 | | AWAY | | 1- 0 | | 1- 0 | | 0- 0 | | | | | | | | | | | |
| 1- 2 | | 0- 1 | | 0- 1 | | NEUTRAL | | 0- 0 | | 0- 0 | | 1- 0 | | | | | | | | | | | |
| 9- 5 | | 1- 5 | | 3- 0 | | CONFERENCE | | 3- 0 | | 1- 0 | | 1- 0 | | | | | | | | | | | |
| 6- 1 | | 1- 1 | | 1- 0 | | HOME | | 2- 0 | | 1- 0 | | 1- 0 | | | | | | | | | | | |
| 3- 4 | | 0- 4 | | 2- 0 | | AWAY | | 1- 0 | | 0- 0 | | 0- 0 | | | | | | | | | | | |
| 0- 0 | | 0- 0 | | 0- 0 | | NEUTRAL | | 0- 0 | | 0- 0 | | 0- 0 | | | | | | | | | | | |
| RPI | S | Opponent | | Score | | RPI | S | Opponent | | Score | | RPI | S | Opponent | | Score | | | | | | | |
| 1 | A | Minnesota | | 1 | 3 | 30 | N | Miami (FL) | | 2 | 3 | 56 | H | Ohio | | 3 | 0 | 103 | H | Maryland | 3 | 1 | |
| 5 | A | Penn St. | | 0 | 3 | 36 | A | Michigan | | 3 | 0 | 57 | H | Iowa | | 3 | 2 | 114 | A | LSU | 3 | 0 | |
| 8 | H | Nebraska | | 0 | 3 | 38 | H | Northwestern | | 3 | 0 | 70 | A | Saint Louis | | 3 | 1 | 178 | H | VCU | 3 | 0 | |
| 9 | A | Wisconsin | | 1 | 3 | 49 | A | Michigan St. | | 3 | 1 | 94 | A | Indiana | | 3 | 0 | 187 | H | Rutgers | 3 | 0 | |
| 11 | A | Ohio St. | | 2 | 3 | | | | | | | 94 | H | Indiana | | 3 | 0 | 188 | H | Ball St. | 3 | 0 | |
| 17 | H | Illinois | | 3 | 2 | | | | | | | | | | | | | 194 | H | South Dakota | 3 | 0 | |
| 18 | N | BYU | | 0 | 3 | | | | | | | | | | | | | 202 | H | Notre Dame | 3 | 1 | |
| | | | | | | | | | | | | | | | | | | 286 | H | Austin Peay | 3 | 0 | |
| | | | | | | | | | | | | | | | | | | 327 | N | Ark.-Pine Bluff | 3 | 0 | |
| | | | | | | | | | | | | | | | | | | | | | | | |
| LAST 10 GAMES | | | | | | | | | | | | | | | | | | | | | | | |
| 57 H Iowa 3 2 | | | | | | | | | | | | 38 H Northwestern 3 0 | | | | | | | | | | | |
| 8 H Nebraska 0 3 | | | | | | | | | | | | 5 A Penn St. 0 3 | | | | | | | | | | | |
| 1 A Minnesota 1 3 | | | | | | | | | | | | 11 A Ohio St. 2 3 | | | | | | | | | | | |
| 9 A Wisconsin 1 3 | | | | | | | | | | | | 94 H Indiana 3 0 | | | | | | | | | | | |
| 17 H Illinois 3 2 | | | | | | | | | | | | 94 A Indiana 3 0 | | | | | | | | | | | |

Non-Div. I Games:

Purdue

Loss, Non-Conf, S Site, H Home, A Away, N Neutral Page 35

| | | | | | | | | | | | | |
|-------------------|----------|--------------|-----------|----------------|-------------|----------------|-------|-------------|--------|-----------|-------|---|
| Average RPI Win: | 100 | WON-LOST | WINNING | LAST 10 | STRENGTH OF | OPP. STRENGTH | TEAM | ADJ | CONF. | ADJ CONF. | | |
| Average RPI Loss: | 18 | RECORD | PCT. RANK | GAMES | SCHEDULE | OF SCHEDULE | RPI | RPI | RPI | RPI | | |
| DIV. I ONLY | | 16- 9 | .64 | 95 | 4- 6 | 34 | 5 | 37 | .61311 | 36 | 1 | 1 |
| DIV. I NON-CONF. | | 10- 1 | .90909 | 15 | 0- 0 | 69 | 23 | 18 | .65365 | 20 | 1 | 1 |
| <hr/> | | | | | | | | | | | | |
| TOTALS | RPI 1-25 | RPI 26-50 | | W-L RECORDS | | RPI 51-100 | | RPI 101-150 | | RPI 150+ | | |
| 16- 9 | 0- 6 | 3- 3 | | OVERALL | | 6- 0 | | 3- 0 | | 4- 0 | | |
| 10- 3 | 0- 2 | 2- 1 | | HOME | | 2- 0 | | 2- 0 | | 4- 0 | | |
| 4- 6 | 0- 4 | 1- 2 | | AWAY | | 3- 0 | | 0- 0 | | 0- 0 | | |
| 2- 0 | 0- 0 | 0- 0 | | NEUTRAL | | 1- 0 | | 1- 0 | | 0- 0 | | |
| 10- 1 | 0- 0 | 1- 1 | | NON-CONFERENCE | | 4- 0 | | 2- 0 | | 3- 0 | | |
| 6- 0 | 0- 0 | 1- 0 | | HOME | | 1- 0 | | 1- 0 | | 3- 0 | | |
| 2- 1 | 0- 0 | 0- 1 | | AWAY | | 2- 0 | | 0- 0 | | 0- 0 | | |
| 2- 0 | 0- 0 | 0- 0 | | NEUTRAL | | 1- 0 | | 1- 0 | | 0- 0 | | |
| 6- 8 | 0- 6 | 2- 2 | | CONFERENCE | | 2- 0 | | 1- 0 | | 1- 0 | | |
| 4- 3 | 0- 2 | 1- 1 | | HOME | | 1- 0 | | 1- 0 | | 1- 0 | | |
| 2- 5 | 0- 4 | 1- 1 | | AWAY | | 1- 0 | | 0- 0 | | 0- 0 | | |
| 0- 0 | 0- 0 | 0- 0 | | NEUTRAL | | 0- 0 | | 0- 0 | | 0- 0 | | |
| <hr/> | | | | | | | | | | | | |
| RPI | S | Opponent | Score | RPI | S | Opponent | Score | RPI | S | Opponent | Score | |
| 1 | A | Minnesota | 1 3 | 27 | A | North Carolina | 0 3 | 56 | A | Ohio | 3 2 | |
| 5 | H | Penn St. | 2 3 | 34 | H | Purdue | 0 3 | 57 | A | Iowa | 3 2 | |
| 8 | A | Nebraska | 1 3 | 38 | A | Northwestern | 3 0 | 67 | N | Xavier | 3 1 | |
| 9 | A | Wisconsin | 0 3 | 43 | H | Pittsburgh | 3 1 | 86 | H | Oakland | 3 0 | |
| 11 | H | Ohio St. | 1 3 | 49 | A | Michigan St. | 0 3 | 87 | A | Duke | 3 0 | |
| 17 | A | Illinois | 0 3 | 49 | H | Michigan St. | 3 2 | 94 | H | Indiana | 3 1 | |
| <hr/> | | | | | | | | | | | | |
| LAST 10 GAMES | | | | | | | | | | | | |
| 1 | A | Minnesota | 1 3 | 5 | H | Penn St. | 2 3 | | | | | |
| 9 | A | Wisconsin | 0 3 | 103 | H | Maryland | 3 0 | | | | | |
| 17 | A | Illinois | 0 3 | 187 | H | Rutgers | 3 1 | | | | | |
| 38 | A | Northwestern | 3 0 | 8 | A | Nebraska | 1 3 | | | | | |
| 11 | H | Ohio St. | 1 3 | 57 | A | Iowa | 3 2 | | | | | |
| <hr/> | | | | | | | | | | | | |

Non-Div. I Games:

Michigan

| Average RPI Win: | 140 | WON-LOST RECORD | WINNING PCT. RANK | LAST 10 GAMES | STRENGTH OF SCHEDULE | OPP. STRENGTH OF SCHEDULE | TEAM RPI | ADJ RPI | CONF. RPI | ADJ CONF. RPI | | | | |
|---------------------|----------|-----------------|-------------------|----------------|----------------------|---------------------------|---------------|---------------------|-----------|-------------------|-------|---|---|---|
| DIV. I ONLY | | 16- 9 | .64 | 95 | 4- 6 | 12 | 66 | 36 | .61208 | 37 | 2 | 2 | | |
| DIV. I NON-CONF. | | 12- 2 | .85714 | 27 | 1- 0 | 16 | 150 | 9 | .66643 | 12 | 3 | 3 | | |
| <hr/> | | | | | | | | | | | | | | |
| TOTALS | RPI 1-25 | RPI 26-50 | | W-L RECORDS | | RPI 51-100 | | RPI 101-150 | | RPI 150+ | | | | |
| 16- 9 | 0- 4 | 1- 2 | | OVERALL | | 4- 3 | | 2- 0 | | 9- 0 | | | | |
| 9- 3 | 0- 3 | 0- 0 | | HOME | | 2- 0 | | 2- 0 | | 5- 0 | | | | |
| 4- 5 | 0- 1 | 1- 2 | | AWAY | | 1- 2 | | 0- 0 | | 2- 0 | | | | |
| 3- 1 | 0- 0 | 0- 0 | | NEUTRAL | | 1- 1 | | 0- 0 | | 2- 0 | | | | |
| <hr/> | | | | | | | | | | | | | | |
| 12- 2 | 0- 0 | 1- 1 | | NON-CONFERENCE | | 4- 1 | | 2- 0 | | 5- 0 | | | | |
| 7- 0 | 0- 0 | 0- 0 | | HOME | | 2- 0 | | 2- 0 | | 3- 0 | | | | |
| 2- 1 | 0- 0 | 1- 1 | | AWAY | | 1- 0 | | 0- 0 | | 0- 0 | | | | |
| 3- 1 | 0- 0 | 0- 0 | | NEUTRAL | | 1- 1 | | 0- 0 | | 2- 0 | | | | |
| <hr/> | | | | | | | | | | | | | | |
| 4- 7 | 0- 4 | 0- 1 | | CONFERENCE | | 0- 2 | | 0- 0 | | 4- 0 | | | | |
| 2- 3 | 0- 3 | 0- 0 | | HOME | | 0- 0 | | 0- 0 | | 2- 0 | | | | |
| 2- 4 | 0- 1 | 0- 1 | | AWAY | | 0- 2 | | 0- 0 | | 2- 0 | | | | |
| 0- 0 | 0- 0 | 0- 0 | | NEUTRAL | | 0- 0 | | 0- 0 | | 0- 0 | | | | |
| <hr/> | | | | | | | | | | | | | | |
| RPI S | Opponent | Score | RPI S | Opponent | Score | RPI S | Opponent | Score | RPI S | Opponent | Score | | | |
| 3 H | Texas | 0 3 | 31 A | Colorado St. | 0 3 | 51 A | Kansas St. | 0 3 | 113 H | Texas St. | 3 0 | | | |
| 6 A | Kansas | 0 3 | 35 A | Dayton | 3 2 | 55 N | UNI | 3 2 | 121 H | UNCG | 3 0 | | | |
| 6 H | Kansas | 1 3 | 42 A | TCU | 2 3 | 61 H | Rice | 3 1 | 152 N | UC Davis | 3 2 | | | |
| 14 H | Iowa St. | 0 3 | | | | 65 A | Oklahoma | 1 3 | 154 H | Stephen F. Austin | 3 0 | | | |
| | | | | | | 72 N | Cleveland St. | 1 3 | 160 A | Texas Tech | 3 1 | | | |
| | | | | | | 95 H | Cal Poly | 3 1 | 160 H | Texas Tech | 3 0 | | | |
| | | | | | | 100 A | North Texas | 3 1 | 177 A | West Virginia | 3 0 | | | |
| | | | | | | | | | 177 H | West Virginia | 3 0 | | | |
| | | | | | | | | | 185 N | Eastern Ill. | 3 1 | | | |
| | | | | | | | | | 211 H | Sam Houston St. | 3 2 | | | |
| | | | | | | | | | 280 H | Coppin St. | 3 0 | | | |
| <hr/> | | | | | | | | | | | | | | |
| LAST 10 GAMES | | | | | | | | | | | | | | |
| 177 H West Virginia | | | | | | 3 | 0 | 177 A West Virginia | | | | | 3 | 0 |
| 160 A Texas Tech | | | | | | 3 | 1 | 6 H Kansas | | | | | 1 | 3 |
| 6 A Kansas | | | | | | 0 | 3 | 113 H Texas St. | | | | | 3 | 0 |
| 14 H Iowa St. | | | | | | 0 | 3 | 3 H Texas | | | | | 0 | 3 |
| 42 A TCU | | | | | | 2 | 3 | 65 A Oklahoma | | | | | 1 | 3 |

Non-Div. I Games:

Baylor

| Average RPI Win: | | 100 | WON-LOST | | WINNING | LAST 10 | | STRENGTH OF | | OPP. STRENGTH | TEAM | ADJ | | CONF. | ADJ CONF. |
|-------------------|--------------|----------|----------|-----------|--------------|----------------|---|-------------|--------------------|---------------|------|----------|----------------|-------|-----------|
| Average RPI Loss: | | 29 | RECORD | | PCT. RANK | GAMES | | SCHEDULE | | OF SCHEDULE | RPI | RPI | | RPI | RPI |
| DIV. I ONLY | | | 13- 12 | | .52 | 162 | | 3 | | 17 | 39 | .6115 | | 38 | 1 |
| DIV. I NON-CONF. | | | 8- 3 | | .72727 | 72 | | 6 | | 87 | 15 | .65895 | | 16 | 1 |
| TOTALS | | RPI 1-25 | | RPI 26-50 | | W-L RECORDS | | RPI 51-100 | | RPI 101-150 | | RPI 150+ | | | |
| 13- 12 | | 1- 7 | | 2- 3 | | OVERALL | | 3- 2 | | 3- 0 | | 4- 0 | | | |
| 5- 4 | | 1- 3 | | 1- 1 | | HOME | | 2- 0 | | 0- 0 | | 1- 0 | | | |
| 3- 7 | | 0- 4 | | 0- 2 | | AWAY | | 0- 1 | | 2- 0 | | 1- 0 | | | |
| 5- 1 | | 0- 0 | | 1- 0 | | NEUTRAL | | 1- 1 | | 1- 0 | | 2- 0 | | | |
| 8- 3 | | 0- 1 | | 1- 1 | | NON-CONFERENCE | | 2- 1 | | 2- 0 | | 3- 0 | | | |
| 2- 0 | | 0- 0 | | 0- 0 | | HOME | | 1- 0 | | 0- 0 | | 1- 0 | | | |
| 1- 2 | | 0- 1 | | 0- 1 | | AWAY | | 0- 0 | | 1- 0 | | 0- 0 | | | |
| 5- 1 | | 0- 0 | | 1- 0 | | NEUTRAL | | 1- 1 | | 1- 0 | | 2- 0 | | | |
| 5- 9 | | 1- 6 | | 1- 2 | | CONFERENCE | | 1- 1 | | 1- 0 | | 1- 0 | | | |
| 3- 4 | | 1- 3 | | 1- 1 | | HOME | | 1- 0 | | 0- 0 | | 0- 0 | | | |
| 2- 5 | | 0- 3 | | 0- 1 | | AWAY | | 0- 1 | | 1- 0 | | 1- 0 | | | |
| 0- 0 | | 0- 0 | | 0- 0 | | NEUTRAL | | 0- 0 | | 0- 0 | | 0- 0 | | | |
| RPI S | Opponent | Score | | RPI S | Opponent | Score | | RPI S | Opponent | Score | | RPI S | Opponent | Score | |
| 1 A | Minnesota | 0 | 3 | 34 A | Purdue | 0 | 3 | 54 N | Idaho St. | 0 | 3 | 103 A | Maryland | 3 | 0 |
| 5 H | Penn St. | 3 | 2 | 36 H | Michigan | 0 | 3 | 57 H | Iowa | 3 | 1 | 108 A | Loyola Chicago | 3 | 0 |
| 8 H | Nebraska | 0 | 3 | 40 N | Missouri St. | 3 | 2 | 59 H | Lipscomb | 3 | 1 | 115 N | Furman | 3 | 0 |
| 9 A | Wisconsin | 0 | 3 | 45 A | Boise St. | 0 | 3 | 83 N | A&M-Corpus Christi | 3 | 1 | 164 H | Milwaukee | 3 | 0 |
| 11 H | Ohio St. | 0 | 3 | 49 H | Michigan St. | 3 | 1 | 94 A | Indiana | 0 | 3 | 165 N | New Hampshire | 3 | 0 |
| 17 A | Illinois | 1 | 3 | | | | | | | | | 169 N | Wake Forest | 3 | 0 |
| 17 H | Illinois | 2 | 3 | | | | | | | | | 187 A | Rutgers | 3 | 0 |
| 20 A | Western Ky. | 0 | 3 | | | | | | | | | | | | |
| LAST 10 GAMES | | | | | | | | | | | | | | | |
| 17 A | Illinois | 1 | 3 | 34 A | Purdue | 0 | 3 | | | | | | | | |
| 17 H | Illinois | 2 | 3 | 57 H | Iowa | 3 | 1 | | | | | | | | |
| 49 H | Michigan St. | 3 | 1 | 8 H | Nebraska | 0 | 3 | | | | | | | | |
| 36 H | Michigan | 0 | 3 | 5 H | Penn St. | 3 | 2 | | | | | | | | |
| 94 A | Indiana | 0 | 3 | 11 H | Ohio St. | 0 | 3 | | | | | | | | |

Non-Div. I Games:

Northwestern

| Average RPI Win: | | 140 | WON-LOST RECORD | | WINNING PCT. RANK | | LAST 10 GAMES | | STRENGTH OF SCHEDULE | | OPP. STRENGTH OF SCHEDULE | | TEAM RPI | | ADJ RPI | | CONF. RPI | | ADJ CONF. RPI | |
|-----------------------|---|----------|-----------------|-----------|-------------------|----------------|---------------|-----------------------|----------------------|-------------|---------------------------|----------|----------|-------------------------|-----------|-------|-----------|--|---------------|--|
| DIV. I ONLY | | | 19- 6 | | .76 41 | | 8- 2 | | 85 | | 56 | | 38 | | .60691 39 | | 4 | | 4 | |
| DIV. I NON-CONF. | | | 9- 3 | | .75 59 | | 0- 0 | | 144 | | 81 | | 70 | | .57441 71 | | 5 | | 5 | |
| TOTALS | | RPI 1-25 | | RPI 26-50 | | W-L RECORDS | | RPI 51-100 | | RPI 101-150 | | RPI 150+ | | | | | | | | |
| 19- 6 | | 1- 2 | | 0- 2 | | OVERALL | | 7- 0 | | 3- 2 | | 8- 0 | | | | | | | | |
| 9- 1 | | 1- 0 | | 0- 1 | | HOME | | 2- 0 | | 2- 0 | | 4- 0 | | | | | | | | |
| 6- 4 | | 0- 1 | | 0- 1 | | AWAY | | 4- 0 | | 1- 2 | | 1- 0 | | | | | | | | |
| 4- 1 | | 0- 1 | | 0- 0 | | NEUTRAL | | 1- 0 | | 0- 0 | | 3- 0 | | | | | | | | |
| 9- 3 | | 0- 2 | | 0- 0 | | NON-CONFERENCE | | 3- 0 | | 0- 1 | | 6- 0 | | | | | | | | |
| 3- 0 | | 0- 0 | | 0- 0 | | HOME | | 0- 0 | | 0- 0 | | 3- 0 | | | | | | | | |
| 2- 2 | | 0- 1 | | 0- 0 | | AWAY | | 2- 0 | | 0- 1 | | 0- 0 | | | | | | | | |
| 4- 1 | | 0- 1 | | 0- 0 | | NEUTRAL | | 1- 0 | | 0- 0 | | 3- 0 | | | | | | | | |
| 10- 3 | | 1- 0 | | 0- 2 | | CONFERENCE | | 4- 0 | | 3- 1 | | 2- 0 | | | | | | | | |
| 6- 1 | | 1- 0 | | 0- 1 | | HOME | | 2- 0 | | 2- 0 | | 1- 0 | | | | | | | | |
| 4- 2 | | 0- 0 | | 0- 1 | | AWAY | | 2- 0 | | 1- 1 | | 1- 0 | | | | | | | | |
| 0- 0 | | 0- 0 | | 0- 0 | | NEUTRAL | | 0- 0 | | 0- 0 | | 0- 0 | | | | | | | | |
| RPI | S | Opponent | | Score | | RPI | S | Opponent | | Score | | RPI | S | Opponent | | Score | | | | |
| 3 | A | Texas | | 0 | 3 | 26 | A | Loyola Marymount | | 2 | 3 | 60 | H | Pacific | | 3 | 2 | | | |
| 18 | H | BYU | | 3 | 1 | 28 | H | San Diego | | 1 | 3 | 66 | A | Pepperdine | | 3 | 0 | | | |
| 24 | N | SMU | | 1 | 3 | | | | | | | 76 | A | Gonzaga | | 3 | 1 | | | |
| | | | | | | | | | | | | 76 | H | Gonzaga | | 3 | 1 | | | |
| | | | | | | | | | | | | 77 | A | UTSA | | 3 | 1 | | | |
| | | | | | | | | | | | | 78 | A | Sacramento St. | | 3 | 1 | | | |
| | | | | | | | | | | | | 96 | N | Kent St. | | 3 | 0 | | | |
| | | | | | | | | | | | | | | 102 A New Mexico | | 0 | 3 | | | |
| | | | | | | | | | | | | | | 106 A San Francisco | | 3 | 0 | | | |
| | | | | | | | | | | | | | | 106 H San Francisco | | 3 | 0 | | | |
| | | | | | | | | | | | | | | 109 A Portland | | 2 | 3 | | | |
| | | | | | | | | | | | | | | 109 H Portland | | 3 | 2 | | | |
| | | | | | | | | | | | | | | 166 A St. Mary's (CA) | | 3 | 0 | | | |
| | | | | | | | | | | | | | | 166 H St. Mary's (CA) | | 3 | 0 | | | |
| | | | | | | | | | | | | | | 167 N Nevada | | 3 | 0 | | | |
| | | | | | | | | | | | | | | 187 H Rutgers | | 3 | 0 | | | |
| | | | | | | | | | | | | | | 231 H UC Riverside | | 3 | 0 | | | |
| | | | | | | | | | | | | | | 273 H Weber St. | | 3 | 0 | | | |
| | | | | | | | | | | | | | | 296 N Cal St. Fullerton | | 3 | 0 | | | |
| | | | | | | | | | | | | | | 300 N Iona | | 3 | 0 | | | |
| LAST 10 GAMES | | | | | | | | | | | | | | | | | | | | |
| 106 H San Francisco | | | | | | 3 | 0 | 26 A Loyola Marymount | | | | | | 2 | 3 | | | | | |
| 109 A Portland | | | | | | 2 | 3 | 66 A Pepperdine | | | | | | 3 | 0 | | | | | |
| 76 A Gonzaga | | | | | | 3 | 1 | 106 A San Francisco | | | | | | 3 | 0 | | | | | |
| 166 H St. Mary's (CA) | | | | | | 3 | 0 | 76 H Gonzaga | | | | | | 3 | 1 | | | | | |
| 60 H Pacific | | | | | | 3 | 2 | 109 H Portland | | | | | | 3 | 2 | | | | | |

Non-Div. I Games:

Santa Clara

| Average RPI Win: | 148 | WON-LOST RECORD | WINNING PCT. RANK | LAST 10 GAMES | STRENGTH OF SCHEDULE | OPP. STRENGTH OF SCHEDULE | TEAM RPI | ADJ RPI | CONF. RPI | ADJ CONF. RPI | | |
|------------------|--------------|--------------------|----------------------|------------------|-------------------------|------------------------------|-------------|-------------|---------------|------------------|---|---|
| DIV. I ONLY | | 18- 9 | .66667 | 82 | 6- 4 | 43 | 67 | 40 | .60387 | 40 | 7 | 7 |
| DIV. I NON-CONF. | | 9- 4 | .69231 | 85 | 0- 0 | 39 | 38 | 36 | .61728 | 34 | 8 | 8 |
| <hr/> | | | | | | | | | | | | |
| TOTALS | RPI 1-25 | RPI 26-50 | | W-L RECORDS | | RPI 51-100 | | RPI 101-150 | | RPI 150+ | | |
| 18- 9 | 1- 2 | 2- 3 | | OVERALL | | 2- 3 | | 3- 1 | | 10- 0 | | |
| 7- 4 | 0- 1 | 1- 2 | | HOME | | 2- 0 | | 1- 1 | | 3- 0 | | |
| 7- 4 | 1- 1 | 1- 0 | | AWAY | | 0- 3 | | 1- 0 | | 4- 0 | | |
| 4- 1 | 0- 0 | 0- 1 | | NEUTRAL | | 0- 0 | | 1- 0 | | 3- 0 | | |
| 9- 4 | 1- 2 | 1- 2 | | NON-CONFERENCE | | 0- 0 | | 1- 0 | | 6- 0 | | |
| 2- 2 | 0- 1 | 1- 1 | | HOME | | 0- 0 | | 0- 0 | | 1- 0 | | |
| 3- 1 | 1- 1 | 0- 0 | | AWAY | | 0- 0 | | 0- 0 | | 2- 0 | | |
| 4- 1 | 0- 0 | 0- 1 | | NEUTRAL | | 0- 0 | | 1- 0 | | 3- 0 | | |
| 9- 5 | 0- 0 | 1- 1 | | CONFERENCE | | 2- 3 | | 2- 1 | | 4- 0 | | |
| 5- 2 | 0- 0 | 0- 1 | | HOME | | 2- 0 | | 1- 1 | | 2- 0 | | |
| 4- 3 | 0- 0 | 1- 0 | | AWAY | | 0- 3 | | 1- 0 | | 2- 0 | | |
| 0- 0 | 0- 0 | 0- 0 | | NEUTRAL | | 0- 0 | | 0- 0 | | 0- 0 | | |
| RPI S | Opponent | Score | | RPI S | Opponent | Score | | RPI S | Opponent | Score | | |
| 6 A | Kansas | 0 | 3 | 29 H | Marquette | 1 | 3 | 52 A | Southern Ill. | 2 | 3 | |
| 20 A | Western Ky. | 3 | 2 | 30 H | Miami (FL) | 3 | 2 | 55 A | UNI | 2 | 3 | |
| 22 H | Arkansas St. | 2 | 3 | 33 A | Wichita St. | 3 | 1 | 55 H | UNI | 3 | 1 | |
| | | | | 33 H | Wichita St. | 0 | 3 | 58 A | Illinois St. | 0 | 3 | |
| | | | | 38 N | Northwestern | 2 | 3 | 58 H | Illinois St. | 3 | 0 | |
| | | | | | | | | | | | | |
| | | | | | | | | | | | | |
| | | | | | | | | | | | | |
| | | | | | | | | | | | | |
| | | | | | | | | | | | | |
| | | | | | | | | | | | | |
| | | | | | | | | | | | | |
| | | | | | | | | | | | | |
| | | | | | | | | | | | | |
| | | | | | | | | | | | | |
| | | | | | | | | | | | | |
| | | | | | | | | | | | | |
| | | | | | | | | | | | | |
| | | | | | | | | | | | | |
| | | | | | | | | | | | | |
| | | | | | | | | | | | | |
| | | | | | | | | | | | | |
| | | | | | | | | | | | | |
| | | | | | | | | | | | | |
| | | | | | | | | | | | | |
| | | | | | | | | | | | | |
| | | | | | | | | | | | | |
| | | | | | | | | | | | | |
| | | | | | | | | | | | | |
| | | | | | | | | | | | | |
| | | | | | | | | | | | | |
| | | | | | | | | | | | | |
| | | | | | | | | | | | | |
| | | | | | | | | | | | | |
| | | | | | | | | | | | | |
| | | | | | | | | | | | | |
| | | | | | | | | | | | | |
| | | | | | | | | | | | | |
| | | | | | | | | | | | | |
| | | | | | | | | | | | | |
| | | | | | | | | | | | | |
| | | | | | | | | | | | | |
| | | | | | | | | | | | | |
| | | | | | | | | | | | | |
| | | | | | | | | | | | | |
| | | | | | | | | | | | | |
| | | | | | | | | | | | | |
| | | | | | | | | | | | | |
| | | | | | | | | | | | | |
| | | | | | | | | | | | | |
| | | | | | | | | | | | | |
| | | | | | | | | | | | | |
| | | | | | | | | | | | | |
| | | | | | | | | | | | | |
| | | | | | | | | | | | | |
| | | | | | | | | | | | | |
| | | | | | | | | | | | | |
| | | | | | | | | | | | | |
| | | | | | | | | | | | | |
| | | | | | | | | | | | | |
| | | | | | | | | | | | | |
| | | | | | | | | | | | | |
| | | | | | | | | | | | | |
| | | | | | | | | | | | | |
| | | | | | | | | | | | | |
| | | | | | | | | | | | | |
| | | | | | | | | | | | | |
| | | | | | | | | | | | | |
| | | | | | | | | | | | | |
| | | | | | | | | | | | | |
| | | | | | | | | | | | | |
| | | | | | | | | | | | | |
| | | | | | | | | | | | | |
| | | | | | | | | | | | | |
| | | | | | | | | | | | | |
| | | | | | | | | | | | | |
| | | | | | | | | | | | | |
| | | | | | | | | | | | | |
| | | | | | | | | | | | | |

Non-Div. I Games:

Missouri St.

| Average RPI Win: 141 | | WON-LOST | WINNING | LAST 10 | STRENGTH OF | | OPP. STRENGTH | TEAM | ADJ | CONF. | ADJ CONF. |
|----------------------|-----------------|----------|-----------|-----------|----------------|-------|---------------|-------|-------------|-------------------|-----------|
| Average RPI Loss: 62 | | RECORD | PCT. RANK | GAMES | SCHEDULE | | OF SCHEDULE | RPI | RPI | RPI | RPI |
| DIV. I ONLY | | 15- 9 | .625 | 101 | 32 | | 62 | 46 | .60385 | 41 | 5 |
| DIV. I NON-CONF. | | 10- 2 | .83333 | 30 | 71 | | 126 | 29 | .62609 | 31 | 4 |
| TOTALS | | RPI 1-25 | RPI 26-50 | | W-L RECORDS | | RPI 51-100 | | RPI 101-150 | | RPI 150+ |
| 15- 9 | | 3- 4 | 0- 0 | | OVERALL | | 2- 4 | | 4- 0 | | 6- 1 |
| 7- 3 | | 1- 1 | 0- 0 | | HOME | | 1- 2 | | 2- 0 | | 3- 0 |
| 4- 6 | | 1- 3 | 0- 0 | | AWAY | | 0- 2 | | 2- 0 | | 1- 1 |
| 4- 0 | | 1- 0 | 0- 0 | | NEUTRAL | | 1- 0 | | 0- 0 | | 2- 0 |
| 10- 2 | | 1- 2 | 0- 0 | | NON-CONFERENCE | | 1- 0 | | 2- 0 | | 6- 0 |
| 5- 1 | | 0- 1 | 0- 0 | | HOME | | 0- 0 | | 2- 0 | | 3- 0 |
| 1- 1 | | 0- 1 | 0- 0 | | AWAY | | 0- 0 | | 0- 0 | | 1- 0 |
| 4- 0 | | 1- 0 | 0- 0 | | NEUTRAL | | 1- 0 | | 0- 0 | | 2- 0 |
| 5- 7 | | 2- 2 | 0- 0 | | CONFERENCE | | 1- 4 | | 2- 0 | | 0- 1 |
| 2- 2 | | 1- 0 | 0- 0 | | HOME | | 1- 2 | | 0- 0 | | 0- 0 |
| 3- 5 | | 1- 2 | 0- 0 | | AWAY | | 0- 2 | | 2- 0 | | 0- 1 |
| 0- 0 | | 0- 0 | 0- 0 | | NEUTRAL | | 0- 0 | | 0- 0 | | 0- 0 |
| RPI S | Opponent | Score | RPI S | Opponent | Score | RPI S | Opponent | Score | RPI S | Opponent | Score |
| 4 A | Florida | 0 3 | | | | 51 N | Kansas St. | 3 2 | 114 A | LSU | 3 2 |
| 4 H | Florida | 3 2 | | | | 73 H | Auburn | 3 2 | 117 H | Army West Point | 3 1 |
| 6 H | Kansas | 1 3 | | | | 75 A | Ole Miss | 1 3 | 122 H | Texas-Arlington | 3 0 |
| 9 N | Wisconsin | 3 2 | | | | 75 H | Ole Miss | 2 3 | 126 A | Mississippi St. | 3 0 |
| 13 A | Kentucky | 0 3 | | | | 88 H | Alabama | 2 3 | 172 A | South Carolina | 1 3 |
| 16 A | Texas A&M | 3 1 | | | | 98 A | Tennessee | 1 3 | 200 N | Northern Ky. | 3 1 |
| 23 A | Creighton | 0 3 | | | | | | | 214 H | McNeese St. | 3 0 |
| | | | | | | | | | 247 H | Southeast Mo. St. | 3 0 |
| | | | | | | | | | 250 N | Louisiana Tech | 3 0 |
| | | | | | | | | | 276 H | Northwestern St. | 3 0 |
| | | | | | | | | | 293 A | SIUE | 3 0 |
| LAST 10 GAMES | | | | | | | | | | | |
| 126 A | Mississippi St. | 3 0 | 4 A | Florida | 0 3 | | | | | | |
| 75 A | Ole Miss | 1 3 | 75 H | Ole Miss | 2 3 | | | | | | |
| 88 H | Alabama | 2 3 | 98 A | Tennessee | 1 3 | | | | | | |
| 73 H | Auburn | 3 2 | 13 A | Kentucky | 0 3 | | | | | | |
| 172 A | South Carolina | 1 3 | 4 H | Florida | 3 2 | | | | | | |

Non-Div. I Games:

Arkansas

T
C
U

| TCU | | | | Through Games Of Though Nov. 8, 2015 | | | | | | | | | | | | | | | | |
|------------------|---|----------|-----------------|--------------------------------------|-------------------|----------------|---------------|------------|----------------------|-------------|---------------------------|----------|----------|-------------------------|-----------|-------|-----------|--|---------------|--|
| Average RPI Win: | | 152 | WON-LOST RECORD | | WINNING PCT. RANK | | LAST 10 GAMES | | STRENGTH OF SCHEDULE | | OPP. STRENGTH OF SCHEDULE | | TEAM RPI | | ADJ RPI | | CONF. RPI | | ADJ CONF. RPI | |
| DIV. I ONLY | | | 16- 7 | | .69565 69 | | 6- 4 | | 68 | | 36 | | 41 | | .60315 42 | | 2 | | 2 | |
| DIV. I NON-CONF. | | | 10- 2 | | .83333 30 | | 0- 0 | | 202 | | 102 | | 66 | | .57759 67 | | 3 | | 3 | |
| TOTALS | | RPI 1-25 | | RPI 26-50 | | W-L RECORDS | | RPI 51-100 | | RPI 101-150 | | RPI 150+ | | | | | | | | |
| 16- 7 | | 1- 5 | | 1- 1 | | OVERALL | | 3- 1 | | 2- 0 | | 9- 0 | | | | | | | | |
| 7- 2 | | 1- 2 | | 1- 0 | | HOME | | 2- 0 | | 1- 0 | | 2- 0 | | | | | | | | |
| 4- 5 | | 0- 3 | | 0- 1 | | AWAY | | 0- 1 | | 1- 0 | | 3- 0 | | | | | | | | |
| 5- 0 | | 0- 0 | | 0- 0 | | NEUTRAL | | 1- 0 | | 0- 0 | | 4- 0 | | | | | | | | |
| 10- 2 | | 0- 1 | | 0- 1 | | NON-CONFERENCE | | 1- 0 | | 2- 0 | | 7- 0 | | | | | | | | |
| 3- 0 | | 0- 0 | | 0- 0 | | HOME | | 0- 0 | | 1- 0 | | 2- 0 | | | | | | | | |
| 2- 2 | | 0- 1 | | 0- 1 | | AWAY | | 0- 0 | | 1- 0 | | 1- 0 | | | | | | | | |
| 5- 0 | | 0- 0 | | 0- 0 | | NEUTRAL | | 1- 0 | | 0- 0 | | 4- 0 | | | | | | | | |
| 6- 5 | | 1- 4 | | 1- 0 | | CONFERENCE | | 2- 1 | | 0- 0 | | 2- 0 | | | | | | | | |
| 4- 2 | | 1- 2 | | 1- 0 | | HOME | | 2- 0 | | 0- 0 | | 0- 0 | | | | | | | | |
| 2- 3 | | 0- 2 | | 0- 0 | | AWAY | | 0- 1 | | 0- 0 | | 2- 0 | | | | | | | | |
| 0- 0 | | 0- 0 | | 0- 0 | | NEUTRAL | | 0- 0 | | 0- 0 | | 0- 0 | | | | | | | | |
| RPI | S | Opponent | | Score | | RPI | S | Opponent | | Score | | RPI | S | Opponent | | Score | | | | |
| 3 | A | Texas | | 0 3 | | 28 | A | San Diego | | 0 3 | | 51 | A | Kansas St. | | 1 3 | | | | |
| 3 | H | Texas | | 3 0 | | 37 | H | Baylor | | 3 2 | | 51 | H | Kansas St. | | 3 2 | | | | |
| 6 | H | Kansas | | 0 3 | | | | | | | | 65 | H | Oklahoma | | 3 2 | | | | |
| 14 | A | Iowa St. | | 1 3 | | | | | | | | 77 | N | UTSA | | 3 1 | | | | |
| 14 | H | Iowa St. | | 0 3 | | | | | | | | | | 113 H Texas St. | | 3 0 | | | | |
| 24 | A | SMU | | 2 3 | | | | | | | | | | 144 A San Diego St. | | 3 0 | | | | |
| | | | | | | | | | | | | | | 155 N Dartmouth | | 3 0 | | | | |
| | | | | | | | | | | | | | | 160 A Texas Tech | | 3 0 | | | | |
| | | | | | | | | | | | | | | 177 A West Virginia | | 3 1 | | | | |
| | | | | | | | | | | | | | | 204 H UTEP | | 3 0 | | | | |
| | | | | | | | | | | | | | | 209 N Clemson | | 3 1 | | | | |
| | | | | | | | | | | | | | | 230 H Abilene Christian | | 3 0 | | | | |
| | | | | | | | | | | | | | | 235 A Tulane | | 3 0 | | | | |
| | | | | | | | | | | | | | | 282 N Incarnate Word | | 3 0 | | | | |
| | | | | | | | | | | | | | | 288 N Nicholls St. | | 3 0 | | | | |
| LAST 10 GAMES | | | | | | | | | | | | | | | | | | | | |
| | | | | | | | | | | | | | | 160 A Texas Tech | | 3 0 | | | | |
| | | | | | | | | | | | | | | 65 H Oklahoma | | 3 2 | | | | |
| | | | | | | | | | | | | | | 51 H Kansas St. | | 3 2 | | | | |
| | | | | | | | | | | | | | | 177 A West Virginia | | 3 1 | | | | |
| | | | | | | | | | | | | | | 6 H Kansas | | 0 3 | | | | |

Non-Div. I Games:

TCU

T
C
U

| Average RPI Win: | | 148 | WON-LOST RECORD | | WINNING PCT. RANK | | LAST 10 GAMES | | STRENGTH OF SCHEDULE | | OPP. STRENGTH OF SCHEDULE | | TEAM RPI | | ADJ RPI | | CONF. RPI | | ADJ CONF. RPI | |
|------------------|-------------|----------|-----------------|-----------|-------------------|----------------|----------------|------------|----------------------|-------------|---------------------------|----------|---------------|----|---------|-----------|-----------|-----|---------------|--|
| DIV. I ONLY | | | | 20- 6 | | .76923 34 | | 8- 2 | | 106 | | 59 | | 44 | | .60078 43 | | 6 6 | | |
| DIV. I NON-CONF. | | | | 10- 2 | | .83333 30 | | 0- 0 | | 194 | | 88 | | 54 | | .5839 58 | | 6 6 | | |
| TOTALS | | RPI 1-25 | | RPI 26-50 | | W-L RECORDS | | RPI 51-100 | | RPI 101-150 | | RPI 150+ | | | | | | | | |
| 20- 6 | | 1- 2 | | 2- 2 | | OVERALL | | 2- 2 | | 4- 0 | | 11- 0 | | | | | | | | |
| 11- 0 | | 1- 0 | | 2- 0 | | HOME | | 1- 0 | | 2- 0 | | 5- 0 | | | | | | | | |
| 5- 6 | | 0- 2 | | 0- 2 | | AWAY | | 1- 2 | | 1- 0 | | 3- 0 | | | | | | | | |
| 4- 0 | | 0- 0 | | 0- 0 | | NEUTRAL | | 0- 0 | | 1- 0 | | 3- 0 | | | | | | | | |
| 10- 2 | | 0- 1 | | 0- 1 | | NON-CONFERENCE | | 0- 0 | | 2- 0 | | 8- 0 | | | | | | | | |
| 5- 0 | | 0- 0 | | 0- 0 | | HOME | | 0- 0 | | 1- 0 | | 4- 0 | | | | | | | | |
| 1- 2 | | 0- 1 | | 0- 1 | | AWAY | | 0- 0 | | 0- 0 | | 1- 0 | | | | | | | | |
| 4- 0 | | 0- 0 | | 0- 0 | | NEUTRAL | | 0- 0 | | 1- 0 | | 3- 0 | | | | | | | | |
| 10- 4 | | 1- 1 | | 2- 1 | | CONFERENCE | | 2- 2 | | 2- 0 | | 3- 0 | | | | | | | | |
| 6- 0 | | 1- 0 | | 2- 0 | | HOME | | 1- 0 | | 1- 0 | | 1- 0 | | | | | | | | |
| 4- 4 | | 0- 1 | | 0- 1 | | AWAY | | 1- 2 | | 1- 0 | | 2- 0 | | | | | | | | |
| 0- 0 | | 0- 0 | | 0- 0 | | NEUTRAL | | 0- 0 | | 0- 0 | | 0- 0 | | | | | | | | |
| RPI S | Opponent | | | Score | | RPI S | Opponent | | | Score | | RPI S | Opponent | | | Score | | | | |
| 8 A | Nebraska | | | 1 3 | | 27 H | North Carolina | | | 3 0 | | 62 A | Syracuse | | | 3 1 | | | | |
| 19 A | Louisville | | | 2 3 | | 30 H | Miami (FL) | | | 3 0 | | 81 H | Georgia Tech | | | 3 2 | | | | |
| 21 H | Florida St. | | | 3 0 | | 36 A | Michigan | | | 1 3 | | 87 A | Duke | | | 2 3 | | | | |
| | | | | | | 47 A | Virginia | | | 1 3 | | 91 A | Virginia Tech | | | 1 3 | | | | |
| | | | | | | | | | | | | | | | | | | | | |
| | | | | | | | | | | | | | | | | | | | | |
| | | | | | | | | | | | | | | | | | | | | |
| | | | | | | | | | | | | | | | | | | | | |
| | | | | | | | | | | | | | | | | | | | | |
| | | | | | | | | | | | | | | | | | | | | |
| | | | | | | | | | | | | | | | | | | | | |
| | | | | | | | | | | | | | | | | | | | | |
| | | | | | | | | | | | | | | | | | | | | |
| | | | | | | | | | | | | | | | | | | | | |
| | | | | | | | | | | | | | | | | | | | | |
| | | | | | | | | | | | | | | | | | | | | |
| | | | | | | | | | | | | | | | | | | | | |
| | | | | | | | | | | | | | | | | | | | | |
| | | | | | | | | | | | | | | | | | | | | |
| | | | | | | | | | | | | | | | | | | | | |
| | | | | | | | | | | | | | | | | | | | | |
| | | | | | | | | | | | | | | | | | | | | |
| | | | | | | | | | | | | | | | | | | | | |
| | | | | | | | | | | | | | | | | | | | | |
| | | | | | | | | | | | | | | | | | | | | |
| | | | | | | | | | | | | | | | | | | | | |
| | | | | | | | | | | | | | | | | | | | | |
| | | | | | | | | | | | | | | | | | | | | |
| | | | | | | | | | | | | | | | | | | | | |
| | | | | | | | | | | | | | | | | | | | | |
| | | | | | | | | | | | | | | | | | | | | |
| | | | | | | | | | | | | | | | | | | | | |
| | | | | | | | | | | | | | | | | | | | | |
| | | | | | | | | | | | | | | | | | | | | |
| | | | | | | | | | | | | | | | | | | | | |
| | | | | | | | | | | | | | | | | | | | | |
| | | | | | | | | | | | | | | | | | | | | |
| | | | | | | | | | | | | | | | | | | | | |
| | | | | | | | | | | | | | | | | | | | | |
| | | | | | | | | | | | | | | | | | | | | |
| | | | | | | | | | | | | | | | | | | | | |
| | | | | | | | | | | | | | | | | | | | | |
| | | | | | | | | | | | | | | | | | | | | |
| | | | | | | | | | | | | | | | | | | | | |
| | | | | | | | | | | | | | | | | | | | | |
| | | | | | | | | | | | | | | | | | | | | |
| | | | | | | | | | | | | | | | | | | | | |
| | | | | | | | | | | | | | | | | | | | | |
| | | | | | | | | | | | | | | | | | | | | |
| | | | | | | | | | | | | | | | | | | | | |
| | | | | | | | | | | | | | | | | | | | | |
| | | | | | | | | | | | | | | | | | | | | |
| | | | | | | | | | | | | | | | | | | | | |

Non-Div. I Games:

Pittsburgh

| Average RPI Win: | | 167 | WON-LOST RECORD | | WINNING PCT. RANK | | LAST 10 GAMES | | STRENGTH OF SCHEDULE | | OPP. STRENGTH OF SCHEDULE | | TEAM RPI | | ADJ RPI | | CONF. RPI | | ADJ CONF. RPI | |
|------------------|---|-----------|-----------------|-----------|-------------------|----------------|---------------|------------------|----------------------|-------------|---------------------------|----------|----------|-----------------|-----------|-------|-----------|--|---------------|--|
| DIV. I ONLY | | | 21- 7 | | .75 43 | | 7- 3 | | 77 | | 109 | | 42 | | .60073 44 | | 8 | | 8 | |
| DIV. I NON-CONF. | | | 10- 3 | | .76923 50 | | 0- 0 | | 63 | | 200 | | 43 | | .60256 44 | | 7 | | 7 | |
| TOTALS | | RPI 1-25 | | RPI 26-50 | | W-L RECORDS | | RPI 51-100 | | RPI 101-150 | | RPI 150+ | | | | | | | | |
| 21- 7 | | 1- 2 | | 1- 1 | | OVERALL | | 2- 2 | | 3- 1 | | 14- 1 | | | | | | | | |
| 9- 0 | | 1- 0 | | 1- 0 | | HOME | | 2- 0 | | 0- 0 | | 5- 0 | | | | | | | | |
| 8- 6 | | 0- 2 | | 0- 1 | | AWAY | | 0- 2 | | 3- 0 | | 5- 1 | | | | | | | | |
| 4- 1 | | 0- 0 | | 0- 0 | | NEUTRAL | | 0- 0 | | 0- 1 | | 4- 0 | | | | | | | | |
| 10- 3 | | 0- 1 | | 0- 0 | | NON-CONFERENCE | | 1- 1 | | 1- 1 | | 8- 0 | | | | | | | | |
| 3- 0 | | 0- 0 | | 0- 0 | | HOME | | 1- 0 | | 0- 0 | | 2- 0 | | | | | | | | |
| 3- 2 | | 0- 1 | | 0- 0 | | AWAY | | 0- 1 | | 1- 0 | | 2- 0 | | | | | | | | |
| 4- 1 | | 0- 0 | | 0- 0 | | NEUTRAL | | 0- 0 | | 0- 1 | | 4- 0 | | | | | | | | |
| 11- 4 | | 1- 1 | | 1- 1 | | CONFERENCE | | 1- 1 | | 2- 0 | | 6- 1 | | | | | | | | |
| 6- 0 | | 1- 0 | | 1- 0 | | HOME | | 1- 0 | | 0- 0 | | 3- 0 | | | | | | | | |
| 5- 4 | | 0- 1 | | 0- 1 | | AWAY | | 0- 1 | | 2- 0 | | 3- 1 | | | | | | | | |
| 0- 0 | | 0- 0 | | 0- 0 | | NEUTRAL | | 0- 0 | | 0- 0 | | 0- 0 | | | | | | | | |
| RPI | S | Opponent | | Score | | RPI | S | Opponent | | Score | | RPI | S | Opponent | | Score | | | | |
| 5 | A | Penn St. | | 0 | 3 | 29 | A | Marquette | | 1 | 3 | 63 | H | James Madison | | 3 | 1 | | | |
| 23 | A | Creighton | | 1 | 3 | 29 | H | Marquette | | 3 | 0 | 67 | A | Xavier | | 2 | 3 | | | |
| 23 | H | Creighton | | 3 | 2 | | | | | | | 67 | H | Xavier | | 3 | 1 | | | |
| | | | | | | | | | | | | 97 | A | Denver | | 1 | 3 | | | |
| | | | | | | | | | | | | 101 | A | Temple | | 3 | 1 | | | |
| | | | | | | | | | | | | 122 | N | Texas-Arlington | | 1 | 3 | | | |
| | | | | | | | | | | | | 129 | A | St. John's (NY) | | 3 | 0 | | | |
| | | | | | | | | | | | | 140 | A | Seton Hall | | 3 | 0 | | | |
| | | | | | | | | | | | | 153 | A | Butler | | 1 | 3 | | | |
| | | | | | | | | | | | | 153 | H | Butler | | 3 | 2 | | | |
| | | | | | | | | | | | | 163 | A | Lehigh | | 3 | 0 | | | |
| | | | | | | | | | | | | 189 | N | Air Force | | 3 | 1 | | | |
| | | | | | | | | | | | | 191 | A | DePaul | | 3 | 2 | | | |
| | | | | | | | | | | | | 191 | H | DePaul | | 3 | 0 | | | |
| | | | | | | | | | | | | 199 | H | Siena | | 3 | 0 | | | |
| | | | | | | | | | | | | 207 | A | Penn | | 3 | 0 | | | |
| | | | | | | | | | | | | 215 | A | Georgetown | | 3 | 0 | | | |
| | | | | | | | | | | | | 215 | H | Georgetown | | 3 | 0 | | | |
| | | | | | | | | | | | | 226 | N | Stony Brook | | 3 | 1 | | | |
| | | | | | | | | | | | | 227 | N | Buffalo | | 3 | 0 | | | |
| | | | | | | | | | | | | 234 | H | Howard | | 3 | 0 | | | |
| | | | | | | | | | | | | 240 | A | Providence | | 3 | 1 | | | |
| | | | | | | | | | | | | 297 | N | La Salle | | 3 | 0 | | | |
| LAST 10 GAMES | | | | | | | | | | | | | | | | | | | | |
| 67 A Xavier | | | | | | 2 | 3 | 191 A DePaul | | | | | | 3 | 2 | | | | | |
| 153 A Butler | | | | | | 1 | 3 | 140 A Seton Hall | | | | | | 3 | 0 | | | | | |
| 215 H Georgetown | | | | | | 3 | 0 | 240 A Providence | | | | | | 3 | 1 | | | | | |
| 23 H Creighton | | | | | | 3 | 2 | 153 H Butler | | | | | | 3 | 2 | | | | | |
| 29 A Marquette | | | | | | 1 | 3 | 67 H Xavier | | | | | | 3 | 1 | | | | | |

Non-Div. I Games:

Villanova

| Average RPI Win: | | 176 | WON-LOST RECORD | | WINNING PCT. RANK | LAST 10 GAMES | STRENGTH OF SCHEDULE | | OPP. STRENGTH OF SCHEDULE | TEAM RPI | ADJ RPI | CONF. RPI | ADJ CONF. RPI |
|-------------------|------------|----------|-----------------|----------------|-------------------|---------------|----------------------|-------|---------------------------|-------------------|-----------|-----------|---------------|
| Average RPI Loss: | | 42 | | | | | | | | | | | |
| DIV. I ONLY | | 18-7 | | | .72 54 | 9-1 | 63 | | 119 | 45 | .59936 45 | 10 | 10 |
| DIV. I NON-CONF. | | 8-4 | | | .66667 98 | 0-0 | 72 | | 74 | 57 | .58777 55 | 10 | 10 |
| TOTALS | | RPI 1-25 | RPI 26-50 | | W-L RECORDS | | RPI 51-100 | | RPI 101-150 | | RPI 150+ | | |
| 18-7 | | 0-1 | 2-4 | | OVERALL | | 2-2 | | 2-0 | | 12-0 | | |
| 6-2 | | 0-0 | 2-1 | | HOME | | 1-1 | | 0-0 | | 3-0 | | |
| 8-3 | | 0-0 | 0-2 | | AWAY | | 1-1 | | 1-0 | | 6-0 | | |
| 4-2 | | 0-1 | 0-1 | | NEUTRAL | | 0-0 | | 1-0 | | 3-0 | | |
| 8-4 | | 0-1 | 1-1 | | NON-CONFERENCE | | 2-2 | | 1-0 | | 4-0 | | |
| 2-1 | | 0-0 | 1-0 | | HOME | | 1-1 | | 0-0 | | 0-0 | | |
| 2-1 | | 0-0 | 0-0 | | AWAY | | 1-1 | | 0-0 | | 1-0 | | |
| 4-2 | | 0-1 | 0-1 | | NEUTRAL | | 0-0 | | 1-0 | | 3-0 | | |
| 10-3 | | 0-0 | 1-3 | | CONFERENCE | | 0-0 | | 1-0 | | 8-0 | | |
| 4-1 | | 0-0 | 1-1 | | HOME | | 0-0 | | 0-0 | | 3-0 | | |
| 6-2 | | 0-0 | 0-2 | | AWAY | | 0-0 | | 1-0 | | 5-0 | | |
| 0-0 | | 0-0 | 0-0 | | NEUTRAL | | 0-0 | | 0-0 | | 0-0 | | |
| RPI S | Opponent | Score | RPI S | Opponent | Score | RPI S | Opponent | Score | RPI S | Opponent | Score | | |
| 7 N | Washington | 0 3 | 31 A | Colorado St. | 2 3 | 54 H | Idaho St. | 1 3 | 144 A | San Diego St. | 3 2 | | |
| | | | 31 H | Colorado St. | 0 3 | 76 A | Gonzaga | 1 3 | 150 N | Houston | 3 0 | | |
| | | | 38 H | Northwestern | 3 0 | 83 H | A&M-Corpus Christi | 3 0 | 167 A | Nevada | 3 1 | | |
| | | | 48 A | Wyoming | 0 3 | 100 A | North Texas | 3 2 | 175 A | UNLV | 3 0 | | |
| | | | 48 H | Wyoming | 3 1 | | | | 175 H | UNLV | 3 1 | | |
| | | | 50 N | Northern Ariz. | 1 3 | | | | 205 A | Fresno St. | 3 2 | | |
| | | | | | | | | | 205 H | Fresno St. | 3 2 | | |
| | | | | | | | | | 225 A | San Jose St. | 3 0 | | |
| | | | | | | | | | 225 H | San Jose St. | 3 0 | | |
| | | | | | | | | | 228 N | Portland St. | 3 0 | | |
| | | | | | | | | | 230 N | Abilene Christian | 3 0 | | |
| | | | | | | | | | 231 N | UC Riverside | 3 1 | | |
| | | | | | | | | | 252 A | Utah St. | 3 0 | | |
| | | | | | | | | | 279 A | Grand Canyon | 3 0 | | |
| | | | LAST 10 GAMES | | | | | | | | | | |
| | | | 225 A | San Jose St. | 3 0 | 144 A | San Diego St. | 3 2 | | | | | |
| | | | 175 A | UNLV | 3 0 | 167 A | Nevada | 3 1 | | | | | |
| | | | 205 A | Fresno St. | 3 2 | 225 H | San Jose St. | 3 0 | | | | | |
| | | | 48 H | Wyoming | 3 1 | 252 A | Utah St. | 3 0 | | | | | |
| | | | 31 H | Colorado St. | 0 3 | 205 H | Fresno St. | 3 2 | | | | | |

Non-Div. I Games:

Boise St.

| Average RPI Win: 153 | | WON-LOST RECORD | | WINNING PCT. RANK | | LAST 10 GAMES | | STRENGTH OF SCHEDULE | | OPP. STRENGTH OF SCHEDULE | | TEAM RPI | | ADJ RPI | | CONF. RPI | | ADJ CONF. RPI | |
|----------------------|---|---------------------|--|-------------------|---|----------------|---|----------------------|--|---------------------------|---|----------|---|---------------------|--|-----------|---|---------------|--|
| DIV. I ONLY | | 16- 10 | | .61538 103 | | 4- 6 | | 25 | | 47 | | 43 | | .59917 46 | | 3 | | 3 | |
| DIV. I NON-CONF. | | 10- 2 | | .83333 30 | | 0- 0 | | 88 | | 141 | | 38 | | .61472 38 | | 2 | | 2 | |
| TOTALS | | RPI 1-25 | | RPI 26-50 | | W-L RECORDS | | RPI 51-100 | | RPI 101-150 | | RPI 150+ | | | | | | | |
| 16- 10 | | 1- 9 | | 0- 0 | | OVERALL | | 5- 1 | | 2- 0 | | 8- 0 | | | | | | | |
| 9- 4 | | 0- 3 | | 0- 0 | | HOME | | 3- 1 | | 1- 0 | | 5- 0 | | | | | | | |
| 4- 5 | | 1- 5 | | 0- 0 | | AWAY | | 1- 0 | | 0- 0 | | 2- 0 | | | | | | | |
| 3- 1 | | 0- 1 | | 0- 0 | | NEUTRAL | | 1- 0 | | 1- 0 | | 1- 0 | | | | | | | |
| 10- 2 | | 1- 2 | | 0- 0 | | NON-CONFERENCE | | 2- 0 | | 1- 0 | | 6- 0 | | | | | | | |
| 5- 1 | | 0- 1 | | 0- 0 | | HOME | | 1- 0 | | 0- 0 | | 4- 0 | | | | | | | |
| 2- 0 | | 1- 0 | | 0- 0 | | AWAY | | 0- 0 | | 0- 0 | | 1- 0 | | | | | | | |
| 3- 1 | | 0- 1 | | 0- 0 | | NEUTRAL | | 1- 0 | | 1- 0 | | 1- 0 | | | | | | | |
| 6- 8 | | 0- 7 | | 0- 0 | | CONFERENCE | | 3- 1 | | 1- 0 | | 2- 0 | | | | | | | |
| 4- 3 | | 0- 2 | | 0- 0 | | HOME | | 2- 1 | | 1- 0 | | 1- 0 | | | | | | | |
| 2- 5 | | 0- 5 | | 0- 0 | | AWAY | | 1- 0 | | 0- 0 | | 1- 0 | | | | | | | |
| 0- 0 | | 0- 0 | | 0- 0 | | NEUTRAL | | 0- 0 | | 0- 0 | | 0- 0 | | | | | | | |
| RPI | S | Opponent | | Score | | RPI | S | Opponent | | Score | | RPI | S | Opponent | | Score | | | |
| 2 | A | Southern California | | 1 | 3 | | | | | | | 62 | N | Syracuse | | 3 | 1 | | |
| 3 | H | Texas | | 2 | 3 | | | | | | | 68 | H | Oregon | | 3 | 0 | | |
| 7 | A | Washington | | 1 | 3 | | | | | | | 69 | H | Colorado | | 1 | 3 | | |
| 7 | H | Washington | | 0 | 3 | | | | | | | 82 | H | New Mexico St. | | 3 | 1 | | |
| 10 | A | UCLA | | 0 | 3 | | | | | | | 90 | A | Washington St. | | 3 | 2 | | |
| 11 | N | Ohio St. | | 1 | 3 | | | | | | | 90 | H | Washington St. | | 3 | 1 | | |
| 12 | A | Stanford | | 1 | 3 | | | | | | | | | | | | | | |
| 12 | H | Stanford | | 2 | 3 | | | | | | | | | | | | | | |
| 24 | A | SMU | | 3 | 1 | | | | | | | | | | | | | | |
| 25 | A | Arizona St. | | 1 | 3 | | | | | | | | | | | | | | |
| LAST 10 GAMES | | | | | | | | | | | | | | | | | | | |
| | | | | | | 7 | H | Washington | | 0 | 3 | 69 | H | Colorado | | 1 | 3 | | |
| | | | | | | 90 | H | Washington St. | | 3 | 1 | 2 | A | Southern California | | 1 | 3 | | |
| | | | | | | 159 | A | California | | 3 | 1 | 10 | A | UCLA | | 0 | 3 | | |
| | | | | | | 12 | A | Stanford | | 1 | 3 | 90 | A | Washington St. | | 3 | 2 | | |
| | | | | | | 124 | H | Utah | | 3 | 0 | 7 | A | Washington | | 1 | 3 | | |

Non-Div. I Games:

Arizona

[illegible]

Non-Div. I Games:

Virginia

[illegible]

Non-Div. I Games:

Wyoming

| Average RPI Win: | | 106 | WON-LOST RECORD | | WINNING PCT. RANK | | LAST 10 GAMES | | STRENGTH OF SCHEDULE | | OPP. STRENGTH OF SCHEDULE | | TEAM RPI | ADJ RPI | | CONF. RPI | ADJ CONF. RPI |
|------------------|---|-----------|-----------------|-----------|-------------------|----------------|---------------|----------------|----------------------|-------------|---------------------------|----------|----------|---------------|----|-----------|---------------|
| DIV. I ONLY | | | 14- 11 | | .56 | 130 | 4- 6 | | 22 | | 12 | | 49 | .59721 | 49 | 1 | 1 |
| DIV. I NON-CONF. | | | 8- 3 | | .72727 | 72 | 0- 0 | | 60 | | 65 | | 41 | .60699 | 42 | 1 | 1 |
| TOTALS | | RPI 1-25 | | RPI 26-50 | | W-L RECORDS | | RPI 51-100 | | RPI 101-150 | | RPI 150+ | | | | | |
| 14- 11 | | 1- 6 | | 2- 3 | | OVERALL | | 3- 1 | | 4- 1 | | 4- 0 | | | | | |
| 6- 4 | | 1- 1 | | 1- 1 | | HOME | | 1- 1 | | 1- 1 | | 2- 0 | | | | | |
| 4- 7 | | 0- 5 | | 1- 2 | | AWAY | | 2- 0 | | 0- 0 | | 1- 0 | | | | | |
| 4- 0 | | 0- 0 | | 0- 0 | | NEUTRAL | | 0- 0 | | 3- 0 | | 1- 0 | | | | | |
| 8- 3 | | 0- 1 | | 1- 0 | | NON-CONFERENCE | | 1- 1 | | 3- 1 | | 3- 0 | | | | | |
| 1- 2 | | 0- 0 | | 0- 0 | | HOME | | 0- 1 | | 0- 1 | | 1- 0 | | | | | |
| 3- 1 | | 0- 1 | | 1- 0 | | AWAY | | 1- 0 | | 0- 0 | | 1- 0 | | | | | |
| 4- 0 | | 0- 0 | | 0- 0 | | NEUTRAL | | 0- 0 | | 3- 0 | | 1- 0 | | | | | |
| 6- 8 | | 1- 5 | | 1- 3 | | CONFERENCE | | 2- 0 | | 1- 0 | | 1- 0 | | | | | |
| 5- 2 | | 1- 1 | | 1- 1 | | HOME | | 1- 0 | | 1- 0 | | 1- 0 | | | | | |
| 1- 6 | | 0- 4 | | 0- 2 | | AWAY | | 1- 0 | | 0- 0 | | 0- 0 | | | | | |
| 0- 0 | | 0- 0 | | 0- 0 | | NEUTRAL | | 0- 0 | | 0- 0 | | 0- 0 | | | | | |
| RPI | S | Opponent | | Score | | RPI | S | Opponent | | Score | | RPI | S | Opponent | | Score | |
| 1 | A | Minnesota | | 0 | 3 | 27 | A | North Carolina | | 3 | 1 | 57 | A | Iowa | | 3 | 0 |
| 5 | H | Penn St. | | 0 | 3 | 34 | H | Purdue | | 1 | 3 | 87 | A | Duke | | 3 | 0 |
| 8 | A | Nebraska | | 1 | 3 | 36 | A | Michigan | | 2 | 3 | 91 | H | Virginia Tech | | 1 | 3 |
| 9 | A | Wisconsin | | 0 | 3 | 36 | H | Michigan | | 3 | 0 | 94 | H | Indiana | | 3 | 0 |
| 11 | H | Ohio St. | | 3 | 0 | 38 | A | Northwestern | | 1 | 3 | | | | | | |
| 13 | A | Kentucky | | 2 | 3 | | | | | | | | | | | | |
| 17 | A | Illinois | | 1 | 3 | | | | | | | | | | | | |
| | | | | | | | | | | | | | | | | | |
| | | | | | | | | | | | | | | | | | |
| | | | | | | | | | | | | | | | | | |
| | | | | | | | | | | | | | | | | | |
| | | | | | | | | | | | | | | | | | |
| | | | | | | | | | | | | | | | | | |
| | | | | | | | | | | | | | | | | | |
| | | | | | | | | | | | | | | | | | |
| | | | | | | | | | | | | | | | | | |
| | | | | | | | | | | | | | | | | | |
| | | | | | | | | | | | | | | | | | |
| | | | | | | | | | | | | | | | | | |
| | | | | | | | | | | | | | | | | | |
| | | | | | | | | | | | | | | | | | |
| | | | | | | | | | | | | | | | | | |
| | | | | | | | | | | | | | | | | | |
| | | | | | | | | | | | | | | | | | |
| | | | | | | | | | | | | | | | | | |
| | | | | | | | | | | | | | | | | | |
| | | | | | | | | | | | | | | | | | |
| | | | | | | | | | | | | | | | | | |
| | | | | | | | | | | | | | | | | | |
| | | | | | | | | | | | | | | | | | |
| | | | | | | | | | | | | | | | | | |
| | | | | | | | | | | | | | | | | | |
| | | | | | | | | | | | | | | | | | |
| | | | | | | | | | | | | | | | | | |
| | | | | | | | | | | | | | | | | | |
| | | | | | | | | | | | | | | | | | |
| | | | | | | | | | | | | | | | | | |
| | | | | | | | | | | | | | | | | | |
| | | | | | | | | | | | | | | | | | |
| | | | | | | | | | | | | | | | | | |
| | | | | | | | | | | | | | | | | | |
| | | | | | | | | | | | | | | | | | |
| | | | | | | | | | | | | | | | | | |
| | | | | | | | | | | | | | | | | | |
| | | | | | | | | | | | | | | | | | |
| | | | | | | | | | | | | | | | | | |
| | | | | | | | | | | | | | | | | | |

Non-Div. I Games:

Michigan St.

| Average RPI Win: | 182 | WON-LOST RECORD | WINNING PCT. RANK | LAST 10 GAMES | STRENGTH OF SCHEDULE | OPP. STRENGTH OF SCHEDULE | TEAM RPI | ADJ RPI | CONF. RPI | ADJ CONF. RPI | | |
|----------------------|-------------|-----------------|-------------------|----------------|----------------------|---------------------------|----------|-------------|----------------------|---------------|----|----|
| DIV. I ONLY | | 23- 4 | .85185 | 15 | 10- 0 | 161 | 131 | 47 | .59703 | 50 | 18 | 18 |
| DIV. I NON-CONF. | | 10- 3 | .76923 | 50 | 0- 0 | 127 | 97 | 56 | .58797 | 54 | 14 | 14 |
| <hr/> | | | | | | | | | | | | |
| TOTALS | RPI 1-25 | RPI 26-50 | | W-L RECORDS | | RPI 51-100 | | RPI 101-150 | | RPI 150+ | | |
| 23- 4 | 0- 1 | 2- 0 | | OVERALL | | 3- 3 | | 2- 0 | | 16- 0 | | |
| 9- 0 | 0- 0 | 1- 0 | | HOME | | 1- 0 | | 2- 0 | | 5- 0 | | |
| 8- 4 | 0- 1 | 0- 0 | | AWAY | | 1- 3 | | 0- 0 | | 7- 0 | | |
| 6- 0 | 0- 0 | 1- 0 | | NEUTRAL | | 1- 0 | | 0- 0 | | 4- 0 | | |
| <hr/> | | | | | | | | | | | | |
| 10- 3 | 0- 1 | 2- 0 | | NON-CONFERENCE | | 1- 2 | | 1- 0 | | 6- 0 | | |
| 3- 0 | 0- 0 | 1- 0 | | HOME | | 0- 0 | | 1- 0 | | 1- 0 | | |
| 1- 3 | 0- 1 | 0- 0 | | AWAY | | 0- 2 | | 0- 0 | | 1- 0 | | |
| 6- 0 | 0- 0 | 1- 0 | | NEUTRAL | | 1- 0 | | 0- 0 | | 4- 0 | | |
| <hr/> | | | | | | | | | | | | |
| 13- 1 | 0- 0 | 0- 0 | | CONFERENCE | | 2- 1 | | 1- 0 | | 10- 0 | | |
| 6- 0 | 0- 0 | 0- 0 | | HOME | | 1- 0 | | 1- 0 | | 4- 0 | | |
| 7- 1 | 0- 0 | 0- 0 | | AWAY | | 1- 1 | | 0- 0 | | 6- 0 | | |
| 0- 0 | 0- 0 | 0- 0 | | NEUTRAL | | 0- 0 | | 0- 0 | | 0- 0 | | |
| <hr/> | | | | | | | | | | | | |
| RPI S | Opponent | Score | | RPI S | Opponent | Score | | RPI S | Opponent | Score | | |
| 25 A | Arizona St. | 1 | 3 | 26 H | Loyola Marymount | 3 | 2 | 54 A | Idaho St. | 3 | 0 | |
| | | | | 45 N | Boise St. | 3 | 1 | 135 H | North Dakota | 3 | 0 | |
| | | | | | | | | 145 H | Liberty | 3 | 0 | |
| | | | | | | | | 151 H | Northern Colo. | 3 | 2 | |
| | | | | | | | | 163 N | Lehigh | 3 | 0 | |
| | | | | | | | | 173 H | Idaho | 3 | 1 | |
| | | | | | | | | 179 A | Eastern Wash. | 3 | 0 | |
| | | | | | | | | 183 A | Southern Utah | 3 | 0 | |
| | | | | | | | | 183 H | Southern Utah | 3 | 1 | |
| | | | | | | | | 190 H | Houston Baptist | 3 | 0 | |
| | | | | | | | | 228 A | Portland St. | 3 | 1 | |
| | | | | | | | | 231 N | UC Riverside | 3 | 1 | |
| | | | | | | | | 257 N | Bowling Green | 3 | 0 | |
| | | | | | | | | 258 A | Montana | 3 | 0 | |
| | | | | | | | | 273 A | Weber St. | 3 | 1 | |
| | | | | | | | | 273 H | Weber St. | 3 | 1 | |
| | | | | | | | | 279 A | Grand Canyon | 3 | 0 | |
| | | | | | | | | 291 A | Montana St. | 3 | 0 | |
| | | | | | | | | 314 N | St. Francis Brooklyn | 3 | 0 | |
| <hr/> | | | | | | | | | | | | |
| LAST 10 GAMES | | | | | | | | | | | | |
| 183 H Southern Utah | | | | 3 | 1 | 135 H North Dakota | | | | 3 | 0 | |
| 179 A Eastern Wash. | | | | 3 | 0 | 54 H Idaho St. | | | | 3 | 1 | |
| 273 A Weber St. | | | | 3 | 1 | 273 H Weber St. | | | | 3 | 1 | |
| 54 A Idaho St. | | | | 3 | 0 | 291 A Montana St. | | | | 3 | 0 | |
| 151 H Northern Colo. | | | | 3 | 2 | 258 A Montana | | | | 3 | 0 | |

Non-Div. I Games:

Northern Ariz.

| Average RPI Win: 148 | | WON-LOST | WINNING | LAST 10 | STRENGTH OF | | OPP. STRENGTH | TEAM | ADJ | | CONF. | ADJ CONF. | |
|----------------------|-----------|----------|-----------|---------------|----------------|-------|---------------|-------|-------------|---------------|----------|-----------|---|
| Average RPI Loss: 21 | | RECORD | PCT. RANK | GAMES | SCHEDULE | | OF SCHEDULE | RPI | RPI | | RPI | RPI | |
| DIV. I ONLY | | 15- 8 | .65217 | 90 | 7- 3 | | 55 | 37 | 48 | .59536 | 51 | 2 | 2 |
| DIV. I NON-CONF. | | 8- 4 | .66667 | 98 | 0- 0 | | 79 | 68 | 59 | .58122 | 62 | 3 | 3 |
| TOTALS | | RPI 1-25 | RPI 26-50 | | W-L RECORDS | | RPI 51-100 | | RPI 101-150 | | RPI 150+ | | |
| 15- 8 | | 0- 5 | 2- 3 | | OVERALL | | 2- 0 | | 1- 0 | | 10- 0 | | |
| 7- 1 | | 0- 1 | 2- 0 | | HOME | | 0- 0 | | 0- 0 | | 5- 0 | | |
| 4- 5 | | 0- 3 | 0- 2 | | AWAY | | 1- 0 | | 0- 0 | | 3- 0 | | |
| 4- 2 | | 0- 1 | 0- 1 | | NEUTRAL | | 1- 0 | | 1- 0 | | 2- 0 | | |
| 8- 4 | | 0- 2 | 0- 2 | | NON-CONFERENCE | | 1- 0 | | 1- 0 | | 6- 0 | | |
| 3- 0 | | 0- 0 | 0- 0 | | HOME | | 0- 0 | | 0- 0 | | 3- 0 | | |
| 1- 2 | | 0- 1 | 0- 1 | | AWAY | | 0- 0 | | 0- 0 | | 1- 0 | | |
| 4- 2 | | 0- 1 | 0- 1 | | NEUTRAL | | 1- 0 | | 1- 0 | | 2- 0 | | |
| 7- 4 | | 0- 3 | 2- 1 | | CONFERENCE | | 1- 0 | | 0- 0 | | 4- 0 | | |
| 4- 1 | | 0- 1 | 2- 0 | | HOME | | 0- 0 | | 0- 0 | | 2- 0 | | |
| 3- 3 | | 0- 2 | 0- 1 | | AWAY | | 1- 0 | | 0- 0 | | 2- 0 | | |
| 0- 0 | | 0- 0 | 0- 0 | | NEUTRAL | | 0- 0 | | 0- 0 | | 0- 0 | | |
| RPI S | Opponent | Score | RPI S | Opponent | Score | RPI S | Opponent | Score | RPI S | Opponent | Score | | |
| 3 H | Texas | 0 3 | 30 A | Miami (FL) | 2 3 | 58 N | Illinois St. | 3 2 | 149 N | Seattle | 3 0 | | |
| 6 A | Kansas | 1 3 | 37 H | Baylor | 3 0 | 65 A | Oklahoma | 3 0 | 159 H | California | 3 1 | | |
| 9 N | Wisconsin | 1 3 | 41 N | Arkansas | 2 3 | | | | 160 A | Texas Tech | 3 0 | | |
| 14 A | Iowa St. | 0 3 | 42 A | TCU | 2 3 | | | | 160 H | Texas Tech | 3 0 | | |
| 23 A | Creighton | 2 3 | 42 H | TCU | 3 1 | | | | 162 H | Green Bay | 3 0 | | |
| | | | | | | | | | 175 H | UNLV | 3 0 | | |
| | | | | | | | | | 177 A | West Virginia | 3 0 | | |
| | | | | | | | | | 177 H | West Virginia | 3 0 | | |
| | | | | | | | | | 178 N | VCU | 3 1 | | |
| | | | | | | | | | 219 A | Middle Tenn. | 3 0 | | |
| | | | | | | | | | 298 N | Florida A&M | 3 0 | | |
| LAST 10 GAMES | | | | | | | | | | | | | |
| | | | 160 H | Texas Tech | 3 0 | 65 A | Oklahoma | 3 0 | | | | | |
| | | | 42 H | TCU | 3 1 | 177 H | West Virginia | 3 0 | | | | | |
| | | | 177 A | West Virginia | 3 0 | 14 A | Iowa St. | 0 3 | | | | | |
| | | | 160 A | Texas Tech | 3 0 | 42 A | TCU | 2 3 | | | | | |
| | | | 3 H | Texas | 0 3 | 37 H | Baylor | 3 0 | | | | | |

Non-Div. I Games:

Kansas St.

[illegible]

Non-Div. I Games:

Southern Ill.

| | | | | | | | | | | | |
|-------------------------|----------|-----------|-----------|------------------|-------------|------------------------|--------------|-------------|-------|-------------------|-------|
| Average RPI Win: | 147 | WON-LOST | WINNING | LAST 10 | STRENGTH OF | OPP. STRENGTH | TEAM | ADJ | CONF. | ADJ CONF. | |
| Average RPI Loss: | 66 | RECORD | PCT. RANK | GAMES | SCHEDULE | OF SCHEDULE | RPI | RPI | RPI | RPI | |
| DIV. I ONLY | 20- 6 | .76923 | 34 | 8- 2 | 119 | 65 | 51 | .59499 | 53 | 13 | 13 |
| DIV. I NON-CONF. | 10- 3 | .76923 | 50 | 0- 0 | 107 | 18 | 42 | .60734 | 41 | 9 | 9 |
| <hr/> | | | | | | | | | | | |
| TOTALS | RPI 1-25 | RPI 26-50 | | W-L RECORDS | | RPI 51-100 | | RPI 101-150 | | RPI 150+ | |
| 20- 6 | 0- 1 | 2- 2 | | OVERALL | | 4- 2 | | 5- 0 | | 9- 1 | |
| 13- 3 | 0- 1 | 1- 1 | | HOME | | 4- 0 | | 3- 0 | | 5- 1 | |
| 6- 2 | 0- 0 | 1- 1 | | AWAY | | 0- 1 | | 2- 0 | | 3- 0 | |
| 1- 1 | 0- 0 | 0- 0 | | NEUTRAL | | 0- 1 | | 0- 0 | | 1- 0 | |
| <hr/> | | | | | | | | | | | |
| 10- 3 | 0- 1 | 2- 0 | | NON-CONFERENCE | | 3- 1 | | 3- 0 | | 2- 1 | |
| 7- 2 | 0- 1 | 1- 0 | | HOME | | 3- 0 | | 2- 0 | | 1- 1 | |
| 2- 0 | 0- 0 | 1- 0 | | AWAY | | 0- 0 | | 1- 0 | | 0- 0 | |
| 1- 1 | 0- 0 | 0- 0 | | NEUTRAL | | 0- 1 | | 0- 0 | | 1- 0 | |
| <hr/> | | | | | | | | | | | |
| 10- 3 | 0- 0 | 0- 2 | | CONFERENCE | | 1- 1 | | 2- 0 | | 7- 0 | |
| 6- 1 | 0- 0 | 0- 1 | | HOME | | 1- 0 | | 1- 0 | | 4- 0 | |
| 4- 2 | 0- 0 | 0- 1 | | AWAY | | 0- 1 | | 1- 0 | | 3- 0 | |
| 0- 0 | 0- 0 | 0- 0 | | NEUTRAL | | 0- 0 | | 0- 0 | | 0- 0 | |
| <hr/> | | | | | | | | | | | |
| RPI S | Opponent | Score | RPI S | Opponent | Score | RPI S | Opponent | Score | RPI S | Opponent | Score |
| 10 H | UCLA | 1 3 | 26 A | Loyola Marymount | 3 2 | 58 N | Illinois St. | 0 3 | 127 A | UC Irvine | 3 1 |
| | | | 28 H | San Diego | 3 2 | 86 H | Oakland | 3 1 | 127 H | UC Irvine | 3 1 |
| | | | 32 A | Hawaii | 2 3 | 87 H | Duke | 3 2 | 130 H | Central Ark. | 3 0 |
| | | | 32 H | Hawaii | 1 3 | 88 H | Alabama | 3 1 | 141 H | Oregon St. | 3 0 |
| | | | | | | 95 A | Cal Poly | 1 3 | 147 A | Harvard | 3 0 |
| | | | | | | 95 H | Cal Poly | 3 2 | 152 A | UC Davis | 3 1 |
| | | | | | | | | | 152 H | UC Davis | 3 0 |
| | | | | | | | | | 166 H | St. Mary's (CA) | 1 3 |
| | | | | | | | | | 187 N | Rutgers | 3 1 |
| | | | | | | | | | 201 A | UC Santa Barbara | 3 1 |
| | | | | | | | | | 201 H | UC Santa Barbara | 3 0 |
| | | | | | | | | | 221 H | CSUN | 3 0 |
| | | | | | | | | | 226 H | Stony Brook | 3 0 |
| | | | | | | | | | 231 H | UC Riverside | 3 0 |
| | | | | | | | | | 296 A | Cal St. Fullerton | 3 0 |
| <hr/> | | | | | | | | | | | |
| LAST 10 GAMES | | | | | | | | | | | |
| 32 H Hawaii | | | | | 1 3 | 201 H UC Santa Barbara | | 3 0 | | | |
| 296 A Cal St. Fullerton | | | | | 3 0 | 221 H CSUN | | 3 0 | | | |
| 152 A UC Davis | | | | | 3 1 | 32 A Hawaii | | 2 3 | | | |
| 127 A UC Irvine | | | | | 3 1 | 231 H UC Riverside | | 3 0 | | | |
| 95 H Cal Poly | | | | | 3 2 | 201 A UC Santa Barbara | | 3 1 | | | |

Non-Div. I Games:

Long Beach St.

| Average RPI Win: 169 | | WON-LOST | WINNING | LAST 10 | STRENGTH OF | | OPP. STRENGTH | TEAM | ADJ | | CONF. | ADJ CONF. |
|----------------------|---------------------|----------|---------------|----------------|----------------|-------|--------------------|-------|-------------|----------------|----------|-----------|
| Average RPI Loss: 59 | | RECORD | PCT. RANK | GAMES | SCHEDULE | | OF SCHEDULE | RPI | RPI | | RPI | RPI |
| DIV. I ONLY | | 19- 9 | .67857 | 78 | 7- 3 | | 59 | 112 | 55 | | .59206 | 54 |
| DIV. I NON-CONF. | | 8- 6 | .57143 | 141 | 0- 0 | | 48 | 42 | 67 | | .58224 | 60 |
| TOTALS | | RPI 1-25 | RPI 26-50 | | W-L RECORDS | | RPI 51-100 | | RPI 101-150 | | RPI 150+ | |
| 19- 9 | | 0- 2 | 2- 3 | | OVERALL | | 3- 2 | | 1- 2 | | 13- 0 | |
| 7- 1 | | 0- 0 | 0- 1 | | HOME | | 1- 0 | | 0- 0 | | 6- 0 | |
| 6- 6 | | 0- 2 | 1- 2 | | AWAY | | 0- 1 | | 1- 1 | | 4- 0 | |
| 6- 2 | | 0- 0 | 1- 0 | | NEUTRAL | | 2- 1 | | 0- 1 | | 3- 0 | |
| 8- 6 | | 0- 2 | 2- 1 | | NON-CONFERENCE | | 2- 1 | | 0- 2 | | 4- 0 | |
| 1- 0 | | 0- 0 | 0- 0 | | HOME | | 0- 0 | | 0- 0 | | 1- 0 | |
| 1- 4 | | 0- 2 | 1- 1 | | AWAY | | 0- 0 | | 0- 1 | | 0- 0 | |
| 6- 2 | | 0- 0 | 1- 0 | | NEUTRAL | | 2- 1 | | 0- 1 | | 3- 0 | |
| 11- 3 | | 0- 0 | 0- 2 | | CONFERENCE | | 1- 1 | | 1- 0 | | 9- 0 | |
| 6- 1 | | 0- 0 | 0- 1 | | HOME | | 1- 0 | | 0- 0 | | 5- 0 | |
| 5- 2 | | 0- 0 | 0- 1 | | AWAY | | 0- 1 | | 1- 0 | | 4- 0 | |
| 0- 0 | | 0- 0 | 0- 0 | | NEUTRAL | | 0- 0 | | 0- 0 | | 0- 0 | |
| RPI S | Opponent | Score | RPI S | Opponent | Score | RPI S | Opponent | Score | RPI S | Opponent | Score | |
| 2 A | Southern California | 0 3 | 38 N | Northwestern | 3 0 | 59 N | Lipscomb | 1 3 | 102 N | New Mexico | 2 3 | |
| 18 A | BYU | 2 3 | 45 A | Boise St. | 3 1 | 66 N | Pepperdine | 3 1 | 124 A | Utah | 1 3 | |
| | | | 48 A | Wyoming | 1 3 | 78 A | Sacramento St. | 0 3 | 135 A | North Dakota | 3 0 | |
| | | | 50 A | Northern Ariz. | 1 3 | 78 H | Sacramento St. | 3 1 | 151 A | Northern Colo. | 3 2 | |
| | | | 50 H | Northern Ariz. | 0 3 | 83 N | A&M-Corpus Christi | 3 0 | 173 H | Idaho | 3 0 | |
| | | | | | | | | | 179 H | Eastern Wash. | 3 0 | |
| | | | | | | | | | 183 A | Southern Utah | 3 0 | |
| | | | | | | | | | 183 H | Southern Utah | 3 0 | |
| | | | | | | | | | 198 H | Utah Valley | 3 0 | |
| | | | | | | | | | 214 N | McNeese St. | 3 0 | |
| | | | | | | | | | 221 N | CSUN | 3 0 | |
| | | | | | | | | | 228 A | Portland St. | 3 0 | |
| | | | | | | | | | 228 H | Portland St. | 3 2 | |
| | | | | | | | | | 252 N | Utah St. | 3 0 | |
| | | | | | | | | | 273 H | Weber St. | 3 0 | |
| | | | | | | | | | 291 A | Montana St. | 3 0 | |
| | | | LAST 10 GAMES | | | | | | | | | |
| | | | 78 A | Sacramento St. | 0 3 | 179 H | Eastern Wash. | 3 0 | | | | |
| | | | 228 A | Portland St. | 3 0 | 50 A | Northern Ariz. | 1 3 | | | | |
| | | | 183 H | Southern Utah | 3 0 | 183 A | Southern Utah | 3 0 | | | | |
| | | | 50 H | Northern Ariz. | 0 3 | 135 A | North Dakota | 3 0 | | | | |
| | | | 173 H | Idaho | 3 0 | 151 A | Northern Colo. | 3 2 | | | | |

Non-Div. I Games:

Idaho St.

U
N
I

| UNI | | | | Through Games Of Though Nov. 8, 2015 | | | | | | | | | | | | | | | |
|----------------------|---|---------------------|----------------------|--------------------------------------|-------------------------|----------------|------------------------------|------------|-------------|-------------|--------|----------------|------------------|---|-----|---|----------------|---|---|
| Average RPI Win: 133 | | WON-LOST RECORD | WINNING PCT. RANK | LAST 10 GAMES | STRENGTH OF SCHEDULE | | OPP. STRENGTH OF SCHEDULE | | TEAM RPI | ADJ RPI | | CONF. RPI | ADJ CONF. RPI | | | | | | |
| Average RPI Loss: 53 | | | | | | | | | | | | | | | | | | | |
| DIV. I ONLY | | | 15- 13 | .53571 | 152 | 6- 4 | | 17 | | 56 | .59159 | | 55 | 7 | 7 | | | | |
| DIV. I NON-CONF. | | | 6- 7 | .46154 | 185 | 0- 0 | | 14 | | 53 | .59252 | | 51 | 8 | 8 | | | | |
| TOTALS | | RPI 1-25 | | RPI 26-50 | | W-L RECORDS | | RPI 51-100 | | RPI 101-150 | | RPI 150+ | | | | | | | |
| 15- 13 | | 1- 4 | | 1- 5 | | OVERALL | | 4- 2 | | 3- 1 | | 6- 1 | | | | | | | |
| 7- 3 | | 1- 2 | | 1- 1 | | HOME | | 2- 0 | | 1- 0 | | 2- 0 | | | | | | | |
| 5- 7 | | 0- 1 | | 0- 3 | | AWAY | | 0- 2 | | 2- 1 | | 3- 0 | | | | | | | |
| 3- 3 | | 0- 1 | | 0- 1 | | NEUTRAL | | 2- 0 | | 0- 0 | | 1- 1 | | | | | | | |
| 6- 7 | | 1- 4 | | 0- 2 | | NON-CONFERENCE | | 2- 0 | | 1- 0 | | 2- 1 | | | | | | | |
| 1- 2 | | 1- 2 | | 0- 0 | | HOME | | 0- 0 | | 0- 0 | | 0- 0 | | | | | | | |
| 2- 2 | | 0- 1 | | 0- 1 | | AWAY | | 0- 0 | | 1- 0 | | 1- 0 | | | | | | | |
| 3- 3 | | 0- 1 | | 0- 1 | | NEUTRAL | | 2- 0 | | 0- 0 | | 1- 1 | | | | | | | |
| 9- 6 | | 0- 0 | | 1- 3 | | CONFERENCE | | 2- 2 | | 2- 1 | | 4- 0 | | | | | | | |
| 6- 1 | | 0- 0 | | 1- 1 | | HOME | | 2- 0 | | 1- 0 | | 2- 0 | | | | | | | |
| 3- 5 | | 0- 0 | | 0- 2 | | AWAY | | 0- 2 | | 1- 1 | | 2- 0 | | | | | | | |
| 0- 0 | | 0- 0 | | 0- 0 | | NEUTRAL | | 0- 0 | | 0- 0 | | 0- 0 | | | | | | | |
| RPI | S | Opponent | Score | | RPI | S | Opponent | Score | | RPI | S | Opponent | Score | | | | | | |
| 2 | H | Southern California | 0 | 3 | 31 | A | Colorado St. | 0 | 3 | 52 | A | Southern Ill. | 1 | 3 | 105 | A | Northern Ill. | 3 | 1 |
| 13 | H | Kentucky | 1 | 3 | 33 | A | Wichita St. | 0 | 3 | 52 | H | Southern Ill. | 3 | 1 | 108 | A | Loyola Chicago | 3 | 0 |
| 14 | A | Iowa St. | 0 | 3 | 33 | H | Wichita St. | 0 | 3 | 58 | A | Illinois St. | 0 | 3 | 132 | A | Indiana St. | 2 | 3 |
| 20 | N | Western Ky. | 1 | 3 | 37 | N | Baylor | 2 | 3 | 58 | H | Illinois St. | 3 | 1 | 132 | H | Indiana St. | 3 | 0 |
| 23 | H | Creighton | 3 | 1 | 40 | A | Missouri St. | 1 | 3 | 80 | N | Cincinnati | 3 | 1 | 152 | N | UC Davis | 3 | 1 |
| | | | | | 40 | H | Missouri St. | 3 | 2 | 88 | N | Alabama | 3 | 1 | 153 | A | Butler | 3 | 2 |
| | | | | | | | | | | | | | | | 193 | H | Drake | 3 | 0 |
| | | | | | | | | | | | | | | | 218 | N | Ill.-Chicago | 2 | 3 |
| | | | | | | | | | | | | | | | 266 | A | Evansville | 3 | 0 |
| | | | | | | | | | | | | | | | 266 | H | Evansville | 3 | 2 |
| | | | | | | | | | | | | | | | 272 | A | Bradley | 3 | 0 |
| | | | | | LAST 10 GAMES | | | | | | | | | | | | | | |
| | | | | | 33 | A | Wichita St. | 0 | 3 | 266 | A | Evansville | 3 | 0 | | | | | |
| | | | | | 40 | A | Missouri St. | 1 | 3 | 108 | A | Loyola Chicago | 3 | 0 | | | | | |
| | | | | | 132 | H | Indiana St. | 3 | 0 | 193 | H | Drake | 3 | 0 | | | | | |
| | | | | | 58 | H | Illinois St. | 3 | 1 | 40 | H | Missouri St. | 3 | 2 | | | | | |
| | | | | | 52 | A | Southern Ill. | 1 | 3 | 33 | H | Wichita St. | 0 | 3 | | | | | |

U
N
I

Non-Div. I Games:

UNI

| Average RPI Win: 167 | | WON-LOST RECORD | | WINNING PCT. RANK | | LAST 10 GAMES | | STRENGTH OF SCHEDULE | | OPP. STRENGTH OF SCHEDULE | | TEAM RPI | | ADJ RPI | | CONF. RPI | | ADJ CONF. RPI | |
|----------------------|------------|-----------------|---|-------------------|---------------|----------------|---|----------------------|---------------|---------------------------|---|----------|---------------|-----------|---|-----------|--|---------------|--|
| DIV. I ONLY | | 21- 6 | | .77778 32 | | 7- 3 | | 120 | | 92 | | 54 | | .59112 56 | | 20 | | 20 | |
| DIV. I NON-CONF. | | 10- 3 | | .76923 50 | | 0- 0 | | 53 | | 22 | | 27 | | .63038 28 | | 15 | | 15 | |
| TOTALS | | RPI 1-25 | | RPI 26-50 | | W-L RECORDS | | RPI 51-100 | | RPI 101-150 | | RPI 150+ | | | | | | | |
| 21- 6 | | 1- 1 | | 0- 2 | | OVERALL | | 5- 1 | | 4- 2 | | 11- 0 | | | | | | | |
| 7- 2 | | 0- 0 | | 0- 1 | | HOME | | 1- 1 | | 2- 0 | | 4- 0 | | | | | | | |
| 9- 4 | | 1- 1 | | 0- 1 | | AWAY | | 3- 0 | | 0- 2 | | 5- 0 | | | | | | | |
| 5- 0 | | 0- 0 | | 0- 0 | | NEUTRAL | | 1- 0 | | 2- 0 | | 2- 0 | | | | | | | |
| 10- 3 | | 1- 1 | | 0- 2 | | NON-CONFERENCE | | 4- 0 | | 3- 0 | | 2- 0 | | | | | | | |
| 2- 1 | | 0- 0 | | 0- 1 | | HOME | | 1- 0 | | 1- 0 | | 0- 0 | | | | | | | |
| 3- 2 | | 1- 1 | | 0- 1 | | AWAY | | 2- 0 | | 0- 0 | | 0- 0 | | | | | | | |
| 5- 0 | | 0- 0 | | 0- 0 | | NEUTRAL | | 1- 0 | | 2- 0 | | 2- 0 | | | | | | | |
| 11- 3 | | 0- 0 | | 0- 0 | | CONFERENCE | | 1- 1 | | 1- 2 | | 9- 0 | | | | | | | |
| 5- 1 | | 0- 0 | | 0- 0 | | HOME | | 0- 1 | | 1- 0 | | 4- 0 | | | | | | | |
| 6- 2 | | 0- 0 | | 0- 0 | | AWAY | | 1- 0 | | 0- 2 | | 5- 0 | | | | | | | |
| 0- 0 | | 0- 0 | | 0- 0 | | NEUTRAL | | 0- 0 | | 0- 0 | | 0- 0 | | | | | | | |
| RPI S | Opponent | Score | | RPI S | Opponent | Score | | RPI S | Opponent | Score | | RPI S | Opponent | Score | | | | | |
| 13 A | Kentucky | 3 | 1 | 34 A | Purdue | 0 | 3 | 67 H | Xavier | 3 | 2 | 105 A | Northern Ill. | 0 | 3 | | | | |
| 19 A | Louisville | 2 | 3 | 36 H | Michigan | 2 | 3 | 85 A | FGCU | 3 | 1 | 114 H | LSU | 3 | 0 | | | | |
| | | | | | | | | 85 A | FGCU | 3 | 1 | 123 A | Miami (OH) | 0 | 3 | | | | |
| | | | | | | | | 89 N | Fla. Atlantic | 3 | 1 | 123 H | Miami (OH) | 3 | 1 | | | | |
| | | | | | | | | 96 A | Kent St. | 3 | 0 | 124 N | Utah | 3 | 0 | | | | |
| | | | | | | | | 96 H | Kent St. | 1 | 3 | 140 N | Seton Hall | 3 | 0 | | | | |
| | | | | | | | | | | | | 161 A | Western Mich. | 3 | 1 | | | | |
| | | | | | | | | | | | | 178 N | VCU | 3 | 0 | | | | |
| | | | | | | | | | | | | 188 H | Ball St. | 3 | 2 | | | | |
| | | | | | | | | | | | | 191 A | Eastern Mich. | 3 | 0 | | | | |
| | | | | | | | | | | | | 227 A | Buffalo | 3 | 0 | | | | |
| | | | | | | | | | | | | 233 H | Central Mich. | 3 | 0 | | | | |
| | | | | | | | | | | | | 257 A | Bowling Green | 3 | 0 | | | | |
| | | | | | | | | | | | | 257 H | Bowling Green | 3 | 0 | | | | |
| | | | | | | | | | | | | 286 N | Austin Peay | 3 | 0 | | | | |
| | | | | | | | | | | | | 287 H | Toledo | 3 | 1 | | | | |
| | | | | | | | | | | | | 304 A | Akron | 3 | 0 | | | | |
| | | | | LAST 10 GAMES | | | | | | | | | | | | | | | |
| | | | | 233 H | Central Mich. | 3 | 0 | 161 A | Western Mich. | 3 | 1 | | | | | | | | |
| | | | | 96 H | Kent St. | 1 | 3 | 287 H | Toledo | 3 | 1 | | | | | | | | |
| | | | | 257 A | Bowling Green | 3 | 0 | 188 H | Ball St. | 3 | 2 | | | | | | | | |
| | | | | 123 A | Miami (OH) | 0 | 3 | 227 A | Buffalo | 3 | 0 | | | | | | | | |
| | | | | 105 A | Northern Ill. | 0 | 3 | 304 A | Akron | 3 | 0 | | | | | | | | |

Non-Div. I Games:

Ohio

| Average RPI Win: 172 | | WON-LOST | WINNING | LAST 10 | STRENGTH OF | | OPP. STRENGTH | TEAM | ADJ | | CONF. | ADJ CONF. |
|----------------------|----------|----------|-----------|----------------|----------------|-------|----------------|-------|-------------|----------------|----------|-----------|
| Average RPI Loss: 48 | | RECORD | PCT. RANK | GAMES | SCHEDULE | | OF SCHEDULE | RPI | RPI | | RPI | RPI |
| DIV. I ONLY | | 20- 8 | .71429 | 62 | 8- 2 | | 105 | 82 | 59 | | .581 | 58 |
| DIV. I NON-CONF. | | 10- 3 | .76923 | 50 | 0- 0 | | 151 | 98 | 69 | | .57518 | 69 |
| TOTALS | | RPI 1-25 | RPI 26-50 | | W-L RECORDS | | RPI 51-100 | | RPI 101-150 | | RPI 150+ | |
| 20- 8 | | 0- 0 | 1- 5 | | OVERALL | | 3- 2 | | 5- 1 | | 11- 0 | |
| 10- 1 | | 0- 0 | 1- 1 | | HOME | | 2- 0 | | 2- 0 | | 5- 0 | |
| 5- 6 | | 0- 0 | 0- 4 | | AWAY | | 0- 1 | | 2- 1 | | 3- 0 | |
| 5- 1 | | 0- 0 | 0- 0 | | NEUTRAL | | 1- 1 | | 1- 0 | | 3- 0 | |
| 10- 3 | | 0- 0 | 0- 2 | | NON-CONFERENCE | | 1- 1 | | 3- 0 | | 6- 0 | |
| 3- 0 | | 0- 0 | 0- 0 | | HOME | | 0- 0 | | 1- 0 | | 2- 0 | |
| 2- 2 | | 0- 0 | 0- 2 | | AWAY | | 0- 0 | | 1- 0 | | 1- 0 | |
| 5- 1 | | 0- 0 | 0- 0 | | NEUTRAL | | 1- 1 | | 1- 0 | | 3- 0 | |
| 10- 5 | | 0- 0 | 1- 3 | | CONFERENCE | | 2- 1 | | 2- 1 | | 5- 0 | |
| 7- 1 | | 0- 0 | 1- 1 | | HOME | | 2- 0 | | 1- 0 | | 3- 0 | |
| 3- 4 | | 0- 0 | 0- 2 | | AWAY | | 0- 1 | | 1- 1 | | 2- 0 | |
| 0- 0 | | 0- 0 | 0- 0 | | NEUTRAL | | 0- 0 | | 0- 0 | | 0- 0 | |
| RPI S | Opponent | Score | RPI S | Opponent | Score | RPI S | Opponent | Score | RPI S | Opponent | Score | |
| | | | 30 A | Miami (FL) | 0 3 | 51 N | Kansas St. | 2 3 | 108 A | Loyola Chicago | 0 3 | |
| | | | 33 A | Wichita St. | 1 3 | 52 H | Southern Ill. | 3 2 | 108 H | Loyola Chicago | 3 1 | |
| | | | 33 H | Wichita St. | 2 3 | 53 N | Long Beach St. | 3 0 | 119 H | IUPUI | 3 0 | |
| | | | 35 A | Dayton | 1 3 | 55 A | UNI | 1 3 | 132 A | Indiana St. | 3 1 | |
| | | | 40 A | Missouri St. | 0 3 | 55 H | UNI | 3 0 | 137 N | Jacksonville | 3 2 | |
| | | | 40 H | Missouri St. | 3 0 | | | | 147 A | Harvard | 3 0 | |
| | | | | | | | | | 187 N | Rutgers | 3 2 | |
| | | | | | | | | | 191 N | Eastern Mich. | 3 1 | |
| | | | | | | | | | 193 A | Drake | 3 1 | |
| | | | | | | | | | 193 H | Drake | 3 1 | |
| | | | | | | | | | 218 A | Ill.-Chicago | 3 1 | |
| | | | | | | | | | 228 H | Youngstown St. | 3 0 | |
| | | | | | | | | | 266 H | Evansville | 3 0 | |
| | | | | | | | | | 272 A | Bradley | 3 0 | |
| | | | | | | | | | 272 H | Bradley | 3 1 | |
| | | | | | | | | | 287 H | Toledo | 3 1 | |
| | | | | | | | | | 298 N | Florida A&M | 3 0 | |
| LAST 10 GAMES | | | | | | | | | | | | |
| | | | 108 H | Loyola Chicago | 3 1 | 33 H | Wichita St. | 2 3 | | | | |
| | | | 272 H | Bradley | 3 1 | 132 A | Indiana St. | 3 1 | | | | |
| | | | 193 A | Drake | 3 1 | 52 H | Southern Ill. | 3 2 | | | | |
| | | | 55 A | UNI | 1 3 | 266 H | Evansville | 3 0 | | | | |
| | | | 40 H | Missouri St. | 3 0 | 272 A | Bradley | 3 0 | | | | |

Non-Div. I Games:

Illinois St.

| Average RPI Win: 167 | | WON-LOST RECORD | | WINNING PCT. RANK | | LAST 10 GAMES | | STRENGTH OF SCHEDULE | | OPP. STRENGTH OF SCHEDULE | | TEAM RPI | | ADJ RPI | | CONF. RPI | | ADJ CONF. RPI | |
|----------------------|---|-----------------|--|-------------------|---|----------------|---|----------------------|--|---------------------------|---|----------|---|-----------------|--|-----------|---|---------------|--|
| DIV. I ONLY | | 19- 8 | | .7037 66 | | 9- 1 | | 93 | | 86 | | 57 | | .58084 59 | | 14 | | 14 | |
| DIV. I NON-CONF. | | 8- 7 | | .53333 155 | | 1- 0 | | 89 | | 25 | | 101 | | .54829 101 | | 17 | | 18 | |
| TOTALS | | RPI 1-25 | | RPI 26-50 | | W-L RECORDS | | RPI 51-100 | | RPI 101-150 | | RPI 150+ | | | | | | | |
| 19- 8 | | 0- 2 | | 0- 1 | | OVERALL | | 3- 3 | | 4- 2 | | 12- 0 | | | | | | | |
| 9- 3 | | 0- 1 | | 0- 0 | | HOME | | 2- 1 | | 1- 1 | | 6- 0 | | | | | | | |
| 7- 3 | | 0- 1 | | 0- 1 | | AWAY | | 0- 1 | | 3- 0 | | 4- 0 | | | | | | | |
| 3- 2 | | 0- 0 | | 0- 0 | | NEUTRAL | | 1- 1 | | 0- 1 | | 2- 0 | | | | | | | |
| 8- 7 | | 0- 2 | | 0- 1 | | NON-CONFERENCE | | 2- 3 | | 1- 1 | | 5- 0 | | | | | | | |
| 3- 2 | | 0- 1 | | 0- 0 | | HOME | | 1- 1 | | 0- 0 | | 2- 0 | | | | | | | |
| 2- 3 | | 0- 1 | | 0- 1 | | AWAY | | 0- 1 | | 1- 0 | | 1- 0 | | | | | | | |
| 3- 2 | | 0- 0 | | 0- 0 | | NEUTRAL | | 1- 1 | | 0- 1 | | 2- 0 | | | | | | | |
| 11- 1 | | 0- 0 | | 0- 0 | | CONFERENCE | | 1- 0 | | 3- 1 | | 7- 0 | | | | | | | |
| 6- 1 | | 0- 0 | | 0- 0 | | HOME | | 1- 0 | | 1- 1 | | 4- 0 | | | | | | | |
| 5- 0 | | 0- 0 | | 0- 0 | | AWAY | | 0- 0 | | 2- 0 | | 3- 0 | | | | | | | |
| 0- 0 | | 0- 0 | | 0- 0 | | NEUTRAL | | 0- 0 | | 0- 0 | | 0- 0 | | | | | | | |
| RPI | S | Opponent | | Score | | RPI | S | Opponent | | Score | | RPI | S | Opponent | | Score | | | |
| 20 | H | Western Ky. | | 0 | 3 | 38 | A | Northwestern | | 1 | 3 | 54 | N | Idaho St. | | 3 | 1 | | |
| 23 | A | Creighton | | 0 | 3 | | | | | | | 60 | N | Pacific | | 0 | 3 | | |
| | | | | | | | | | | | | 66 | H | Pepperdine | | 3 | 1 | | |
| | | | | | | | | | | | | 75 | A | Ole Miss | | 1 | 3 | | |
| | | | | | | | | | | | | 85 | H | FGCU | | 3 | 0 | | |
| | | | | | | | | | | | | 89 | H | Fla. Atlantic | | 0 | 3 | | |
| | | | | | | | | | | | | 116 | A | Kennesaw St. | | 3 | 2 | | |
| | | | | | | | | | | | | 116 | H | Kennesaw St. | | 2 | 3 | | |
| | | | | | | | | | | | | 124 | A | Utah | | 3 | 1 | | |
| | | | | | | | | | | | | 137 | A | Jacksonville | | 3 | 2 | | |
| | | | | | | | | | | | | 137 | H | Jacksonville | | 3 | 0 | | |
| | | | | | | | | | | | | 139 | N | CSU Bakersfield | | 2 | 3 | | |
| | | | | | | | | | | | | 156 | A | North Florida | | 3 | 0 | | |
| | | | | | | | | | | | | 156 | H | North Florida | | 3 | 0 | | |
| | | | | | | | | | | | | 164 | N | Milwaukee | | 3 | 1 | | |
| | | | | | | | | | | | | 180 | A | Belmont | | 3 | 2 | | |
| | | | | | | | | | | | | 180 | H | Belmont | | 3 | 2 | | |
| | | | | | | | | | | | | 188 | H | Ball St. | | 3 | 1 | | |
| | | | | | | | | | | | | 208 | A | USC Upstate | | 3 | 0 | | |
| | | | | | | | | | | | | 208 | H | USC Upstate | | 3 | 0 | | |
| | | | | | | | | | | | | 216 | H | Stetson | | 3 | 0 | | |
| | | | | | | | | | | | | 221 | N | CSUN | | 3 | 2 | | |
| | | | | | | | | | | | | 293 | A | NJIT | | 3 | 0 | | |
| | | | | | | | | | | | | 293 | H | NJIT | | 3 | 0 | | |
| | | | | | | LAST 10 GAMES | | | | | | | | | | | | | |
| | | | | | | | | | | | | 156 | H | North Florida | | 3 | 0 | | |
| | | | | | | | | | | | | 137 | H | Jacksonville | | 3 | 0 | | |
| | | | | | | | | | | | | 116 | A | Kennesaw St. | | 3 | 2 | | |
| | | | | | | | | | | | | 208 | H | USC Upstate | | 3 | 0 | | |
| | | | | | | | | | | | | 137 | A | Jacksonville | | 3 | 2 | | |
| | | | | | | | | | | | | 156 | A | North Florida | | 3 | 0 | | |

Non-Div. I Games:

Lipscomb

Loss, Non-Conf, S Site, H Home, A Away, N Neutral Page 61

| | | | | | | | | | | | | |
|--------------------------|-------------|-----------|-----------|----------------|-------------|---------------|---------------|----------------------|--------|--------------------|-------|---|
| Average RPI Win: | 163 | WON-LOST | WINNING | LAST 10 | STRENGTH OF | OPP. STRENGTH | TEAM | ADJ | CONF. | ADJ CONF. | | |
| Average RPI Loss: | 28 | RECORD | PCT. RANK | GAMES | SCHEDULE | OF SCHEDULE | RPI | RPI | RPI | RPI | | |
| DIV. I ONLY | | 18- 7 | .72 | 54 | 6- 4 | 125 | 51 | 58 | .57848 | 62 | 6 | 6 |
| DIV. I NON-CONF. | | 9- 2 | .81818 | 40 | 0- 0 | 193 | 90 | 61 | .57994 | 64 | 6 | 6 |
| <hr/> | | | | | | | | | | | | |
| TOTALS | RPI 1-25 | RPI 26-50 | | W-L RECORDS | | RPI 51-100 | | RPI 101-150 | | RPI 150+ | | |
| 18- 7 | 0- 3 | 1- 4 | | OVERALL | | 4- 0 | | 4- 0 | | 9- 0 | | |
| 9- 2 | 0- 0 | 1- 2 | | HOME | | 2- 0 | | 2- 0 | | 4- 0 | | |
| 8- 3 | 0- 2 | 0- 1 | | AWAY | | 1- 0 | | 2- 0 | | 5- 0 | | |
| 1- 2 | 0- 1 | 0- 1 | | NEUTRAL | | 1- 0 | | 0- 0 | | 0- 0 | | |
| <hr/> | | | | | | | | | | | | |
| 9- 2 | 0- 1 | 0- 1 | | NON-CONFERENCE | | 2- 0 | | 1- 0 | | 6- 0 | | |
| 3- 0 | 0- 0 | 0- 0 | | HOME | | 0- 0 | | 0- 0 | | 3- 0 | | |
| 5- 0 | 0- 0 | 0- 0 | | AWAY | | 1- 0 | | 1- 0 | | 3- 0 | | |
| 1- 2 | 0- 1 | 0- 1 | | NEUTRAL | | 1- 0 | | 0- 0 | | 0- 0 | | |
| <hr/> | | | | | | | | | | | | |
| 9- 5 | 0- 2 | 1- 3 | | CONFERENCE | | 2- 0 | | 3- 0 | | 3- 0 | | |
| 6- 2 | 0- 0 | 1- 2 | | HOME | | 2- 0 | | 2- 0 | | 1- 0 | | |
| 3- 3 | 0- 2 | 0- 1 | | AWAY | | 0- 0 | | 1- 0 | | 2- 0 | | |
| 0- 0 | 0- 0 | 0- 0 | | NEUTRAL | | 0- 0 | | 0- 0 | | 0- 0 | | |
| <hr/> | | | | | | | | | | | | |
| RPI S | Opponent | Score | RPI S | Opponent | Score | RPI S | Opponent | Score | RPI S | Opponent | Score | |
| 11 N | Ohio St. | 1 3 | 27 H | North Carolina | 1 3 | 73 A | Auburn | 3 2 | 125 A | UConn | 3 1 | |
| 19 A | Louisville | 1 3 | 30 A | Miami (FL) | 0 3 | 81 H | Georgia Tech | 3 2 | 133 A | Boston College | 3 0 | |
| 21 A | Florida St. | 0 3 | 43 H | Pittsburgh | 1 3 | 91 H | Virginia Tech | 3 2 | 133 H | Boston College | 3 1 | |
| | | | 46 N | Arizona | 1 3 | 93 N | Rhode Island | 3 0 | 143 H | North Carolina St. | 3 1 | |
| | | | 47 H | Virginia | 3 2 | | | | 165 H | New Hampshire | 3 1 | |
| | | | | | | | | | 202 A | Notre Dame | 3 2 | |
| | | | | | | | | | 203 A | LIU Brooklyn | 3 1 | |
| | | | | | | | | | 206 A | Georgia | 3 0 | |
| | | | | | | | | | 209 A | Clemson | 3 1 | |
| | | | | | | | | | 209 H | Clemson | 3 1 | |
| | | | | | | | | | 227 H | Buffalo | 3 0 | |
| | | | | | | | | | 277 H | Navy | 3 1 | |
| | | | | | | | | | 315 A | Hartford | 3 0 | |
| <hr/> | | | | | | | | | | | | |
| LAST 10 GAMES | | | | | | | | | | | | |
| 143 H North Carolina St. | | | | | | 3 | 1 | 21 A Florida St. | | 0 | 3 | |
| 27 H North Carolina | | | | | | 1 | 3 | 47 H Virginia | | 3 | 2 | |
| 209 H Clemson | | | | | | 3 | 1 | 133 A Boston College | | 3 | 0 | |
| 81 H Georgia Tech | | | | | | 3 | 2 | 91 H Virginia Tech | | 3 | 2 | |
| 30 A Miami (FL) | | | | | | 0 | 3 | 43 H Pittsburgh | | 1 | 3 | |

Non-Div. I Games:

Syracuse

| Average RPI Win: | | 197 | WON-LOST RECORD | | WINNING PCT. RANK | | LAST 10 GAMES | | STRENGTH OF SCHEDULE | | OPP. STRENGTH OF SCHEDULE | | TEAM RPI | | ADJ RPI | | CONF. RPI | | ADJ CONF. RPI | | | | |
|--------------------------|---|----------|-----------------|-----------|-------------------|----------------|---------------|----------------|----------------------|-------------|---------------------------|--------------------------|----------|----------|-----------|----------------------|-----------|-----|---------------|--|--|--|--|
| DIV. I ONLY | | | 22- 6 | | .78571 30 | | 7- 3 | | 146 | | 182 | | 62 | | .57715 63 | | 12 | | 12 | | | | |
| DIV. I NON-CONF. | | | 10- 3 | | .76923 50 | | 0- 0 | | 128 | | 240 | | 74 | | .57182 74 | | 13 | | 13 | | | | |
| TOTALS | | RPI 1-25 | | RPI 26-50 | | W-L RECORDS | | RPI 51-100 | | RPI 101-150 | | RPI 150+ | | | | | | | | | | | |
| 22- 6 | | 0- 1 | | 1- 1 | | OVERALL | | 2- 1 | | 3- 2 | | 16- 1 | | | | | | | | | | | |
| 12- 3 | | 0- 1 | | 1- 0 | | HOME | | 1- 1 | | 1- 1 | | 9- 0 | | | | | | | | | | | |
| 6- 3 | | 0- 0 | | 0- 1 | | AWAY | | 1- 0 | | 2- 1 | | 3- 1 | | | | | | | | | | | |
| 4- 0 | | 0- 0 | | 0- 0 | | NEUTRAL | | 0- 0 | | 0- 0 | | 4- 0 | | | | | | | | | | | |
| 10- 3 | | 0- 1 | | 1- 1 | | NON-CONFERENCE | | 0- 0 | | 0- 1 | | 9- 0 | | | | | | | | | | | |
| 6- 1 | | 0- 1 | | 1- 0 | | HOME | | 0- 0 | | 0- 0 | | 5- 0 | | | | | | | | | | | |
| 0- 2 | | 0- 0 | | 0- 1 | | AWAY | | 0- 0 | | 0- 1 | | 0- 0 | | | | | | | | | | | |
| 4- 0 | | 0- 0 | | 0- 0 | | NEUTRAL | | 0- 0 | | 0- 0 | | 4- 0 | | | | | | | | | | | |
| 12- 3 | | 0- 0 | | 0- 0 | | CONFERENCE | | 2- 1 | | 3- 1 | | 7- 1 | | | | | | | | | | | |
| 6- 2 | | 0- 0 | | 0- 0 | | HOME | | 1- 1 | | 1- 1 | | 4- 0 | | | | | | | | | | | |
| 6- 1 | | 0- 0 | | 0- 0 | | AWAY | | 1- 0 | | 2- 0 | | 3- 1 | | | | | | | | | | | |
| 0- 0 | | 0- 0 | | 0- 0 | | NEUTRAL | | 0- 0 | | 0- 0 | | 0- 0 | | | | | | | | | | | |
| RPI | S | Opponent | | Score | | RPI | S | Opponent | | Score | | RPI | S | Opponent | | Score | | | | | | | |
| 4 | H | Florida | | 0 3 | | 44 | A | Villanova | | 1 3 | | 64 | A | UNCW | | 3 1 | | | | | | | |
| | | | | | | 50 | H | Northern Ariz. | | 3 2 | | 64 | H | UNCW | | 0 3 | | | | | | | |
| | | | | | | | | | | | | 79 | H | Towson | | 3 2 | | | | | | | |
| | | | | | | | | | | | | | | 104 | A | Hofstra | | 3 1 | | | | | |
| | | | | | | | | | | | | | | 104 | H | Hofstra | | 3 2 | | | | | |
| | | | | | | | | | | | | | | 110 | A | Col. of Charleston | | 3 2 | | | | | |
| | | | | | | | | | | | | | | 110 | H | Col. of Charleston | | 0 3 | | | | | |
| | | | | | | | | | | | | | | 125 | A | UConn | | 0 3 | | | | | |
| | | | | | | | | | | | | | | 163 | H | Lehigh | | 3 0 | | | | | |
| | | | | | | | | | | | | | | 170 | A | Delaware | | 3 0 | | | | | |
| | | | | | | | | | | | | | | 170 | H | Delaware | | 3 0 | | | | | |
| | | | | | | | | | | | | | | 196 | N | Bryant | | 3 0 | | | | | |
| | | | | | | | | | | | | | | 199 | N | Siena | | 3 0 | | | | | |
| | | | | | | | | | | | | | | 215 | H | Georgetown | | 3 1 | | | | | |
| | | | | | | | | | | | | | | 234 | N | Howard | | 3 0 | | | | | |
| | | | | | | | | | | | | | | 242 | N | UMBC | | 3 2 | | | | | |
| | | | | | | | | | | | | | | 244 | A | William & Mary | | 3 2 | | | | | |
| | | | | | | | | | | | | | | 244 | H | William & Mary | | 3 0 | | | | | |
| | | | | | | | | | | | | | | 248 | A | Northeastern | | 2 3 | | | | | |
| | | | | | | | | | | | | | | 248 | H | Northeastern | | 3 1 | | | | | |
| | | | | | | | | | | | | | | 263 | A | Elon | | 3 0 | | | | | |
| | | | | | | | | | | | | | | 263 | H | Elon | | 3 1 | | | | | |
| | | | | | | | | | | | | | | 314 | H | St. Francis Brooklyn | | 3 0 | | | | | |
| | | | | | | | | | | | | | | 320 | H | Norfolk St. | | 3 0 | | | | | |
| | | | | | | | | | | | | | | 328 | H | N.C. Central | | 3 0 | | | | | |
| LAST 10 GAMES | | | | | | LAST 10 GAMES | | | | | | LAST 10 GAMES | | | | | | | | | | | |
| 104 A Hofstra | | | | | | 3 1 | | | | | | 263 H Elon | | | | | | 3 1 | | | | | |
| 248 A Northeastern | | | | | | 2 3 | | | | | | 244 H William & Mary | | | | | | 3 0 | | | | | |
| 110 H Col. of Charleston | | | | | | 0 3 | | | | | | 64 A UNCW | | | | | | 3 1 | | | | | |
| 64 H UNCW | | | | | | 0 3 | | | | | | 110 A Col. of Charleston | | | | | | 3 2 | | | | | |
| 170 H Delaware | | | | | | 3 0 | | | | | | 104 H Hofstra | | | | | | 3 2 | | | | | |

Non-Div. I Games:

James Madison

| | | | | | | | | | | | | | |
|-------------------|----------|-----------|-----------|----------------|-------------|----------------|-------|-------------|--------|-----------------|-------|--------------------|-----|
| Average RPI Win: | 198 | WON-LOST | WINNING | LAST 10 | STRENGTH OF | OPP. STRENGTH | TEAM | ADJ | CONF. | ADJ CONF. | | | |
| Average RPI Loss: | 84 | RECORD | PCT. RANK | GAMES | SCHEDULE | OF SCHEDULE | RPI | RPI | RPI | RPI | | | |
| DIV. I ONLY | | 20- 6 | .76923 | 34 | 8- 2 | 133 | 185 | 63 | .57708 | 64 | 12 | 12 | |
| DIV. I NON-CONF. | | 9- 3 | .75 | 59 | 0- 0 | 136 | 223 | 83 | .5654 | 81 | 13 | 13 | |
| <hr/> | | | | | | | | | | | | | |
| TOTALS | RPI 1-25 | RPI 26-50 | | W-L RECORDS | | RPI 51-100 | | RPI 101-150 | | RPI 150+ | | | |
| 20- 6 | 0- 0 | 1- 0 | | OVERALL | | 3- 5 | | 2- 1 | | 14- 0 | | | |
| 9- 2 | 0- 0 | 0- 0 | | HOME | | 1- 1 | | 1- 1 | | 7- 0 | | | |
| 8- 3 | 0- 0 | 1- 0 | | AWAY | | 1- 3 | | 1- 0 | | 5- 0 | | | |
| 3- 1 | 0- 0 | 0- 0 | | NEUTRAL | | 1- 1 | | 0- 0 | | 2- 0 | | | |
| 9- 3 | 0- 0 | 1- 0 | | NON-CONFERENCE | | 1- 3 | | 0- 0 | | 7- 0 | | | |
| 3- 0 | 0- 0 | 0- 0 | | HOME | | 0- 0 | | 0- 0 | | 3- 0 | | | |
| 3- 2 | 0- 0 | 1- 0 | | AWAY | | 0- 2 | | 0- 0 | | 2- 0 | | | |
| 3- 1 | 0- 0 | 0- 0 | | NEUTRAL | | 1- 1 | | 0- 0 | | 2- 0 | | | |
| 11- 3 | 0- 0 | 0- 0 | | CONFERENCE | | 2- 2 | | 2- 1 | | 7- 0 | | | |
| 6- 2 | 0- 0 | 0- 0 | | HOME | | 1- 1 | | 1- 1 | | 4- 0 | | | |
| 5- 1 | 0- 0 | 0- 0 | | AWAY | | 1- 1 | | 1- 0 | | 3- 0 | | | |
| 0- 0 | 0- 0 | 0- 0 | | NEUTRAL | | 0- 0 | | 0- 0 | | 0- 0 | | | |
| RPI | S | Opponent | Score | RPI | S | Opponent | Score | RPI | S | Opponent | Score | | |
| | | | | 27 | A | North Carolina | 3 2 | 63 | A | James Madison | 3 0 | | |
| | | | | | | | | 63 | H | James Madison | 1 3 | | |
| | | | | | | | | 71 | N | Appalachian St. | 3 1 | | |
| | | | | | | | | 78 | N | Sacramento St. | 1 3 | | |
| | | | | | | | | 79 | A | Towson | 0 3 | | |
| | | | | | | | | 79 | H | Towson | 3 1 | | |
| | | | | | | | | 87 | A | Duke | 0 3 | | |
| | | | | | | | | 92 | A | Coastal Caro. | 1 3 | | |
| | | | | | | | | | | 104 | A | Hofstra | 3 0 |
| | | | | | | | | | | 104 | H | Hofstra | 2 3 |
| | | | | | | | | | | 110 | H | Col. of Charleston | 3 2 |
| | | | | | | | | | | 170 | H | Delaware | 3 0 |
| | | | | | | | | | | 209 | A | Clemson | 3 0 |
| | | | | | | | | | | 216 | H | Stetson | 3 0 |
| | | | | | | | | | | 220 | A | Campbell | 3 0 |
| | | | | | | | | | | 238 | H | UMES | 3 0 |
| | | | | | | | | | | 244 | A | William & Mary | 3 1 |
| | | | | | | | | | | 244 | H | William & Mary | 3 0 |
| | | | | | | | | | | 248 | A | Northeastern | 3 2 |
| | | | | | | | | | | 248 | H | Northeastern | 3 2 |
| | | | | | | | | | | 263 | A | Elon | 3 0 |
| | | | | | | | | | | 263 | H | Elon | 3 0 |
| | | | | | | | | | | 308 | H | Presbyterian | 3 0 |
| | | | | | | | | | | 309 | N | Charleston So. | 3 0 |
| | | | | | | | | | | 320 | N | Norfolk St. | 3 0 |
| <hr/> | | | | | | | | | | | | | |
| LAST 10 GAMES | | | | | | | | | | | | | |
| | | | | 263 | H | Elon | 3 0 | 104 | A | Hofstra | 3 0 | | |
| | | | | 244 | H | William & Mary | 3 0 | 63 | H | James Madison | 1 3 | | |
| | | | | 79 | A | Towson | 0 3 | 79 | H | Towson | 3 1 | | |
| | | | | 63 | A | James Madison | 3 0 | 263 | A | Elon | 3 0 | | |
| | | | | 248 | A | Northeastern | 3 2 | 244 | A | William & Mary | 3 1 | | |

Non-Div. I Games:

UNCW

| Average RPI Win: 119 | | WON-LOST RECORD | | WINNING PCT. RANK | | LAST 10 GAMES | | STRENGTH OF SCHEDULE | | OPP. STRENGTH OF SCHEDULE | | TEAM RPI | | ADJ RPI | | CONF. RPI | | ADJ CONF. RPI | |
|----------------------|---------------------|-----------------|-------|-------------------|---------------|----------------|------------------|----------------------|---|---------------------------|----------------|----------|-------|-----------|-------|--------------|--|---------------|---|
| DIV. I ONLY | | 8- 14 | | .36364 236 | | 2- 8 | | 1 | | 39 | | 64 | | .57595 65 | | 2 | | 2 | |
| DIV. I NON-CONF. | | 6- 6 | | .5 163 | | 0- 0 | | 12 | | 44 | | 47 | | .59513 48 | | 3 | | 3 | |
| TOTALS | | RPI 1-25 | | RPI 26-50 | | W-L RECORDS | | RPI 51-100 | | RPI 101-150 | | RPI 150+ | | | | | | | |
| 8- 14 | | 0- 8 | | 1- 2 | | OVERALL | | 2- 3 | | 3- 0 | | 2- 1 | | | | | | | |
| 5- 6 | | 0- 4 | | 1- 0 | | HOME | | 0- 2 | | 3- 0 | | 1- 0 | | | | | | | |
| 2- 6 | | 0- 3 | | 0- 1 | | AWAY | | 1- 1 | | 0- 0 | | 1- 1 | | | | | | | |
| 1- 2 | | 0- 1 | | 0- 1 | | NEUTRAL | | 1- 0 | | 0- 0 | | 0- 0 | | | | | | | |
| 6- 6 | | 0- 3 | | 0- 1 | | NON-CONFERENCE | | 2- 2 | | 3- 0 | | 1- 0 | | | | | | | |
| 3- 3 | | 0- 2 | | 0- 0 | | HOME | | 0- 1 | | 3- 0 | | 0- 0 | | | | | | | |
| 2- 1 | | 0- 0 | | 0- 0 | | AWAY | | 1- 1 | | 0- 0 | | 1- 0 | | | | | | | |
| 1- 2 | | 0- 1 | | 0- 1 | | NEUTRAL | | 1- 0 | | 0- 0 | | 0- 0 | | | | | | | |
| 2- 8 | | 0- 5 | | 1- 1 | | CONFERENCE | | 0- 1 | | 0- 0 | | 1- 1 | | | | | | | |
| 2- 3 | | 0- 2 | | 1- 0 | | HOME | | 0- 1 | | 0- 0 | | 1- 0 | | | | | | | |
| 0- 5 | | 0- 3 | | 0- 1 | | AWAY | | 0- 0 | | 0- 0 | | 0- 1 | | | | | | | |
| 0- 0 | | 0- 0 | | 0- 0 | | NEUTRAL | | 0- 0 | | 0- 0 | | 0- 0 | | | | | | | |
| RPI S | Opponent | | Score | | RPI S | Opponent | | Score | | RPI S | Opponent | | Score | | RPI S | Opponent | | Score | |
| 2 H | Southern California | | 1 | 3 | 28 N | San Diego | | 2 | 3 | 51 H | Kansas St. | | 0 | 3 | 103 H | Maryland | | 3 | 1 |
| 3 A | Texas | | 1 | 3 | 37 H | Baylor | | 3 | 1 | 69 A | Colorado | | 2 | 3 | 130 H | Central Ark. | | 3 | 0 |
| 6 A | Kansas | | 0 | 3 | 42 A | TCU | | 2 | 3 | 82 A | New Mexico St. | | 3 | 2 | 142 H | Little Rock | | 3 | 0 |
| 6 H | Kansas | | 1 | 3 | | | | | | 97 N | Denver | | 3 | 1 | 160 A | Texas Tech | | 2 | 3 |
| 7 H | Washington | | 1 | 3 | | | | | | 100 H | North Texas | | 2 | 3 | 160 H | Texas Tech | | 3 | 0 |
| 14 A | Iowa St. | | 1 | 3 | | | | | | | | | | | 204 A | UTEP | | 3 | 0 |
| 14 H | Iowa St. | | 1 | 3 | | | | | | | | | | | | | | | |
| 21 N | Florida St. | | 1 | 3 | | | | | | | | | | | | | | | |
| | | | | | LAST 10 GAMES | | | | | | | | | | | | | | |
| 6 H Kansas | | | | | 1 | 3 | 3 A Texas | | | | | 1 | 3 | | | | | | |
| 14 A Iowa St. | | | | | 1 | 3 | 42 A TCU | | | | | 2 | 3 | | | | | | |
| 160 H Texas Tech | | | | | 3 | 0 | 37 H Baylor | | | | | 3 | 1 | | | | | | |
| 6 A Kansas | | | | | 0 | 3 | 14 H Iowa St. | | | | | 1 | 3 | | | | | | |
| 51 H Kansas St. | | | | | 0 | 3 | 160 A Texas Tech | | | | | 2 | 3 | | | | | | |

Non-Div. I Games:

Oklahoma

[illegible]

Non-Div. I Games:

Pepperdine

X
a
v
i
e
r

| Xavier | | | | Through Games Of Though Nov. 8, 2015 | | | | | | | | |
|----------------------|-------------|--------------------|----------------------|--------------------------------------|-------------------------|------------------------------|---------------|------------|--------------|------------------|----------|--|
| Average RPI Win: 160 | | WON-LOST RECORD | WINNING PCT. RANK | LAST 10 GAMES | STRENGTH OF SCHEDULE | OPP. STRENGTH OF SCHEDULE | TEAM RPI | ADJ RPI | CONF. RPI | ADJ CONF. RPI | | |
| Average RPI Loss: 61 | | | | | | | | | | | | |
| DIV. I ONLY | | 15- 10 | .6 114 | 7- 3 | 62 | 77 | 68 | .57315 67 | 8 | 8 | | |
| DIV. I NON-CONF. | | 4- 7 | .36364 237 | 0- 1 | 34 | 61 | 125 | .53341 125 | 7 | 7 | | |
| | | | | | | | | | | | | |
| TOTALS | | RPI 1-25 | RPI 26-50 | | W-L RECORDS | | RPI 51-100 | | RPI 101-150 | | RPI 150+ | |
| 15- 10 | 0- 3 | | 2- 3 | | OVERALL | | 1- 2 | | 4- 1 | | 8- 1 | |
| 8- 3 | 0- 2 | | 1- 1 | | HOME | | 0- 0 | | 2- 0 | | 5- 0 | |
| 6- 5 | 0- 1 | | 1- 1 | | AWAY | | 0- 2 | | 2- 0 | | 3- 1 | |
| 1- 2 | 0- 0 | | 0- 1 | | NEUTRAL | | 1- 0 | | 0- 1 | | 0- 0 | |
| | | | | | | | | | | | | |
| 4- 7 | 0- 2 | | 0- 2 | | NON-CONFERENCE | | 1- 2 | | 0- 1 | | 3- 0 | |
| 2- 2 | 0- 1 | | 0- 1 | | HOME | | 0- 0 | | 0- 0 | | 2- 0 | |
| 1- 3 | 0- 1 | | 0- 0 | | AWAY | | 0- 2 | | 0- 0 | | 1- 0 | |
| 1- 2 | 0- 0 | | 0- 1 | | NEUTRAL | | 1- 0 | | 0- 1 | | 0- 0 | |
| | | | | | | | | | | | | |
| 11- 3 | 0- 1 | | 2- 1 | | CONFERENCE | | 0- 0 | | 4- 0 | | 5- 1 | |
| 6- 1 | 0- 1 | | 1- 0 | | HOME | | 0- 0 | | 2- 0 | | 3- 0 | |
| 5- 2 | 0- 0 | | 1- 1 | | AWAY | | 0- 0 | | 2- 0 | | 2- 1 | |
| 0- 0 | 0- 0 | | 0- 0 | | NEUTRAL | | 0- 0 | | 0- 0 | | 0- 0 | |
| | | | | | | | | | | | | |
| RPI S | Opponent | Score | RPI S | Opponent | Score | RPI S | Opponent | Score | RPI S | Opponent | Score | |
| 13 H | Kentucky | 1 3 | 29 A | Marquette | 3 0 | 56 A | Ohio | 2 3 | 114 N | LSU | 1 3 | |
| 21 A | Florida St. | 0 3 | 35 H | Dayton | 2 3 | 80 A | Cincinnati | 1 3 | 129 A | St. John's (NY) | 3 1 | |
| 23 H | Creighton | 1 3 | 36 N | Michigan | 1 3 | 92 N | Coastal Caro. | 3 2 | 129 H | St. John's (NY) | 3 2 | |
| | | | 44 A | Villanova | 1 3 | | | | 140 A | Seton Hall | 3 2 | |
| | | | 44 H | Villanova | 3 2 | | | | 140 H | Seton Hall | 3 0 | |
| | | | | | | | | | 153 A | Butler | 3 0 | |
| | | | | | | | | | 153 H | Butler | 3 0 | |
| | | | | | | | | | 191 A | DePaul | 1 3 | |
| | | | | | | | | | 191 H | Eastern Mich. | 3 1 | |
| | | | | | | | | | 200 H | Northern Ky. | 3 0 | |
| | | | | | | | | | 215 H | Georgetown | 3 1 | |
| | | | | | | | | | 240 A | Providence | 3 2 | |
| | | | | | | | | | 240 H | Providence | 3 0 | |
| | | | | | | | | | 298 A | Florida A&M | 3 1 | |
| | | | | | | | | | | | | |
| | | | | | LAST 10 GAMES | | | | | | | |
| | | | 44 H | Villanova | 3 2 | 35 H | Dayton | 2 3 | | | | |
| | | | 140 H | Seton Hall | 3 0 | 23 H | Creighton | 1 3 | | | | |
| | | | 240 A | Providence | 3 2 | 215 H | Georgetown | 3 1 | | | | |
| | | | 129 A | St. John's (NY) | 3 1 | 140 A | Seton Hall | 3 2 | | | | |
| | | | 153 H | Butler | 3 0 | 44 A | Villanova | 1 3 | | | | |

X
a
v
i
e
r

Non-Div. I Games:

Xavier

| Average RPI Win: | 140 | WON-LOST RECORD | WINNING PCT. RANK | LAST 10 GAMES | STRENGTH OF SCHEDULE | OPP. STRENGTH OF SCHEDULE | TEAM RPI | ADJ RPI | CONF. RPI | ADJ CONF. RPI | | |
|------------------|---------------------|-----------------|-------------------|---------------------|----------------------|---------------------------|----------------|-------------|-----------|-------------------|-------|---|
| DIV. I ONLY | | 12- 11 | .52174 | 160 | 4- 6 | 36 | 29 | 66 | .57288 | 68 | 3 | 3 |
| DIV. I NON-CONF. | | 6- 3 | .66667 | 98 | 0- 0 | 25 | 85 | 34 | .61549 | 37 | 2 | 2 |
| <hr/> | | | | | | | | | | | | |
| TOTALS | RPI 1-25 | RPI 26-50 | | W-L RECORDS | | RPI 51-100 | | RPI 101-150 | | RPI 150+ | | |
| 12- 11 | 0- 7 | 0- 1 | | OVERALL | | 2- 2 | | 6- 1 | | 4- 0 | | |
| 2- 4 | 0- 3 | 0- 0 | | HOME | | 0- 1 | | 1- 0 | | 1- 0 | | |
| 8- 5 | 0- 2 | 0- 1 | | AWAY | | 2- 1 | | 4- 1 | | 2- 0 | | |
| 2- 2 | 0- 2 | 0- 0 | | NEUTRAL | | 0- 0 | | 1- 0 | | 1- 0 | | |
| 6- 3 | 0- 2 | 0- 0 | | NON-CONFERENCE | | 0- 1 | | 4- 0 | | 2- 0 | | |
| 0- 0 | 0- 0 | 0- 0 | | HOME | | 0- 0 | | 0- 0 | | 0- 0 | | |
| 4- 1 | 0- 0 | 0- 0 | | AWAY | | 0- 1 | | 3- 0 | | 1- 0 | | |
| 2- 2 | 0- 2 | 0- 0 | | NEUTRAL | | 0- 0 | | 1- 0 | | 1- 0 | | |
| 6- 8 | 0- 5 | 0- 1 | | CONFERENCE | | 2- 1 | | 2- 1 | | 2- 0 | | |
| 2- 4 | 0- 3 | 0- 0 | | HOME | | 0- 1 | | 1- 0 | | 1- 0 | | |
| 4- 4 | 0- 2 | 0- 1 | | AWAY | | 2- 0 | | 1- 1 | | 1- 0 | | |
| 0- 0 | 0- 0 | 0- 0 | | NEUTRAL | | 0- 0 | | 0- 0 | | 0- 0 | | |
| RPI S | Opponent | Score | RPI S | Opponent | Score | RPI S | Opponent | Score | RPI S | Opponent | Score | |
| 2 H | Southern California | 0 3 | 46 A | Arizona | 0 3 | 69 A | Colorado | 3 2 | 101 A | Temple | 3 0 | |
| 4 N | Florida | 0 3 | | | | 69 H | Colorado | 2 3 | 112 A | George Washington | 3 2 | |
| 7 A | Washington | 0 3 | | | | 77 A | UTSA | 1 3 | 113 A | Texas St. | 3 0 | |
| 8 N | Nebraska | 2 3 | | | | 90 A | Washington St. | 3 1 | 124 A | Utah | 1 3 | |
| 10 H | UCLA | 1 3 | | | | | | | 124 H | Utah | 3 2 | |
| 12 A | Stanford | 1 3 | | | | | | | 129 N | St. John's (NY) | 3 0 | |
| 12 H | Stanford | 0 3 | | | | | | | 141 A | Oregon St. | 3 1 | |
| | | | | | | | | | 159 A | California | 3 0 | |
| | | | | | | | | | 159 H | California | 3 0 | |
| | | | | | | | | | 203 A | LIU Brooklyn | 3 1 | |
| | | | | | | | | | 277 N | Navy | 3 0 | |
| | | | LAST 10 GAMES | | | | | | | | | |
| | | | 159 H | California | 3 0 | 10 H | UCLA | 1 3 | | | | |
| | | | 12 H | Stanford | 0 3 | 90 A | Washington St. | 3 1 | | | | |
| | | | 69 A | Colorado | 3 2 | 7 A | Washington | 0 3 | | | | |
| | | | 124 A | Utah | 1 3 | 12 A | Stanford | 1 3 | | | | |
| | | | 2 H | Southern California | 0 3 | 159 A | California | 3 0 | | | | |

Non-Div. I Games:

Oregon

| | | | | | | | | | | | |
|-------------------------|---------------------|-----------|-----------|----------------|-------------|-------------------------|------|-------------|----------|-----------|---|
| Average RPI Win: | 152 | WON-LOST | WINNING | LAST 10 | STRENGTH OF | OPP. STRENGTH | TEAM | ADJ | CONF. | ADJ CONF. | |
| Average RPI Loss: | 30 | RECORD | PCT. RANK | GAMES | SCHEDULE | OF SCHEDULE | RPI | RPI | RPI | RPI | |
| DIV. I ONLY | 14- 12 | .53846 | 143 | 4- 6 | 69 | 11 | 80 | .57259 | 69 | 3 | 3 |
| DIV. I NON-CONF. | 8- 4 | .66667 | 98 | 0- 0 | 187 | 32 | 98 | .555 | 93 | 2 | 2 |
| <hr/> | | | | | | | | | | | |
| TOTALS | RPI 1-25 | RPI 26-50 | | W-L RECORDS | | RPI 51-100 | | RPI 101-150 | | RPI 150+ | |
| 14- 12 | 2- 8 | 1- 1 | | OVERALL | | 2- 2 | | 2- 1 | | 7- 0 | |
| 9- 4 | 2- 2 | 0- 1 | | HOME | | 1- 1 | | 1- 0 | | 5- 0 | |
| 3- 7 | 0- 5 | 1- 0 | | AWAY | | 1- 1 | | 1- 1 | | 0- 0 | |
| 2- 1 | 0- 1 | 0- 0 | | NEUTRAL | | 0- 0 | | 0- 0 | | 2- 0 | |
| <hr/> | | | | | | | | | | | |
| 8- 4 | 1- 2 | 0- 1 | | NON-CONFERENCE | | 1- 1 | | 0- 0 | | 6- 0 | |
| 6- 1 | 1- 0 | 0- 1 | | HOME | | 1- 0 | | 0- 0 | | 4- 0 | |
| 0- 2 | 0- 1 | 0- 0 | | AWAY | | 0- 1 | | 0- 0 | | 0- 0 | |
| 2- 1 | 0- 1 | 0- 0 | | NEUTRAL | | 0- 0 | | 0- 0 | | 2- 0 | |
| <hr/> | | | | | | | | | | | |
| 6- 8 | 1- 6 | 1- 0 | | CONFERENCE | | 1- 1 | | 2- 1 | | 1- 0 | |
| 3- 3 | 1- 2 | 0- 0 | | HOME | | 0- 1 | | 1- 0 | | 1- 0 | |
| 3- 5 | 0- 4 | 1- 0 | | AWAY | | 1- 0 | | 1- 1 | | 0- 0 | |
| 0- 0 | 0- 0 | 0- 0 | | NEUTRAL | | 0- 0 | | 0- 0 | | 0- 0 | |
| <hr/> | | | | | | | | | | | |
| RPI S | Opponent | Score | | RPI S | Opponent | Score | | RPI S | Opponent | Score | |
| 2 A | Southern California | 1 | 3 | 28 H | San Diego | 1 | 3 | 61 A | Rice | 1 | 3 |
| 2 H | Southern California | 2 | 3 | 46 A | Arizona | 3 | 1 | 65 H | Oklahoma | 3 | 2 |
| 5 A | Penn St. | 0 | 3 | | | | | 68 A | Oregon | 3 | 2 |
| 7 A | Washington | 0 | 3 | | | | | 68 H | Oregon | 2 | 3 |
| 10 A | UCLA | 0 | 3 | | | | | | | | |
| 10 H | UCLA | 0 | 3 | | | | | | | | |
| 12 H | Stanford | 3 | 1 | | | | | | | | |
| 17 N | Illinois | 0 | 3 | | | | | | | | |
| 21 H | Florida St. | 3 | 2 | | | | | | | | |
| 25 A | Arizona St. | 1 | 3 | | | | | | | | |
| <hr/> | | | | | | | | | | | |
| LAST 10 GAMES | | | | | | | | | | | |
| 2 A Southern California | | | | 1 | 3 | 46 A Arizona | | | | 3 | 1 |
| 10 A UCLA | | | | 0 | 3 | 12 H Stanford | | | | 3 | 1 |
| 68 H Oregon | | | | 2 | 3 | 159 H California | | | | 3 | 1 |
| 141 H Oregon St. | | | | 3 | 2 | 10 H UCLA | | | | 0 | 3 |
| 25 A Arizona St. | | | | 1 | 3 | 2 H Southern California | | | | 2 | 3 |

Non-Div. I Games:

Colorado

| Average RPI Win: | | 212 | WON-LOST RECORD | | WINNING PCT. RANK | | LAST 10 GAMES | | STRENGTH OF SCHEDULE | | OPP. STRENGTH OF SCHEDULE | | TEAM RPI | | ADJ RPI | | CONF. RPI | | ADJ CONF. RPI | | | | |
|---------------------|---|--------------|-----------------|-----------|-------------------|----------------|---------------|-----------------------|----------------------|-------------|---------------------------|----------|----------|----------|------------|-------|-----------------|-----|---------------|-----------|--|---|---|
| DIV. I ONLY | | | 20- 5 | | .8 26 | | 9- 1 | | 209 | | 124 | | 69 | | .56787 71 | | 15 | | 15 | | | | |
| DIV. I NON-CONF. | | | 7- 4 | | .63636 118 | | 0- 0 | | 171 | | 86 | | 114 | | .53974 116 | | 16 | | 16 | | | | |
| TOTALS | | RPI 1-25 | | RPI 26-50 | | W-L RECORDS | | RPI 51-100 | | RPI 101-150 | | RPI 150+ | | | | | | | | | | | |
| 20- 5 | | 0- 3 | | 0- 1 | | OVERALL | | 0- 1 | | 6- 0 | | 14- 0 | | | | | | | | | | | |
| 11- 2 | | 0- 2 | | 0- 0 | | HOME | | 0- 0 | | 5- 0 | | 6- 0 | | | | | | | | | | | |
| 7- 1 | | 0- 0 | | 0- 1 | | AWAY | | 0- 0 | | 1- 0 | | 6- 0 | | | | | | | | | | | |
| 2- 2 | | 0- 1 | | 0- 0 | | NEUTRAL | | 0- 1 | | 0- 0 | | 2- 0 | | | | | | | | | | | |
| 7- 4 | | 0- 2 | | 0- 1 | | NON-CONFERENCE | | 0- 1 | | 1- 0 | | 6- 0 | | | | | | | | | | | |
| 4- 1 | | 0- 1 | | 0- 0 | | HOME | | 0- 0 | | 1- 0 | | 3- 0 | | | | | | | | | | | |
| 1- 1 | | 0- 0 | | 0- 1 | | AWAY | | 0- 0 | | 0- 0 | | 1- 0 | | | | | | | | | | | |
| 2- 2 | | 0- 1 | | 0- 0 | | NEUTRAL | | 0- 1 | | 0- 0 | | 2- 0 | | | | | | | | | | | |
| 13- 1 | | 0- 1 | | 0- 0 | | CONFERENCE | | 0- 0 | | 5- 0 | | 8- 0 | | | | | | | | | | | |
| 7- 1 | | 0- 1 | | 0- 0 | | HOME | | 0- 0 | | 4- 0 | | 3- 0 | | | | | | | | | | | |
| 6- 0 | | 0- 0 | | 0- 0 | | AWAY | | 0- 0 | | 1- 0 | | 5- 0 | | | | | | | | | | | |
| 0- 0 | | 0- 0 | | 0- 0 | | NEUTRAL | | 0- 0 | | 0- 0 | | 0- 0 | | | | | | | | | | | |
| RPI | S | Opponent | | Score | | RPI | S | Opponent | | Score | | RPI | S | Opponent | | Score | | | | | | | |
| 14 | N | Iowa St. | | 2 | 3 | 47 | A | Virginia | | 2 | 3 | 64 | N | UNCW | | 1 | 3 | 113 | H | Texas St. | | 3 | 0 |
| 15 | H | Missouri | | 2 | 3 | | | | | | | | | 122 | | H | Texas-Arlington | | 3 | 0 | | | |
| 22 | H | Arkansas St. | | 1 | 3 | | | | | | | | | 142 | | H | Little Rock | | 3 | 1 | | | |
| | | | | | | | | | | | | | | 145 | | H | Liberty | | 3 | 2 | | | |
| | | | | | | | | | | | | | | 148 | | A | South Ala. | | 3 | 1 | | | |
| | | | | | | | | | | | | | | 148 | | H | South Ala. | | 3 | 1 | | | |
| | | | | | | | | | | | | | | 174 | | A | Troy | | 3 | 2 | | | |
| | | | | | | | | | | | | | | 178 | | N | VCU | | 3 | 0 | | | |
| | | | | | | | | | | | | | | 195 | | H | Charlotte | | 3 | 0 | | | |
| | | | | | | | | | | | | | | 209 | | A | Clemson | | 3 | 0 | | | |
| | | | | | | | | | | | | | | 222 | | H | Western Caro. | | 3 | 0 | | | |
| | | | | | | | | | | | | | | 235 | | A | Ga. Southern | | 3 | 0 | | | |
| | | | | | | | | | | | | | | 235 | | H | Ga. Southern | | 3 | 0 | | | |
| | | | | | | | | | | | | | | 246 | | A | La.-Monroe | | 3 | 0 | | | |
| | | | | | | | | | | | | | | 259 | | A | Georgia St. | | 3 | 1 | | | |
| | | | | | | | | | | | | | | 259 | | H | Georgia St. | | 3 | 1 | | | |
| | | | | | | | | | | | | | | 292 | | A | La.-Lafayette | | 3 | 0 | | | |
| | | | | | | | | | | | | | | 292 | | H | La.-Lafayette | | 3 | 0 | | | |
| | | | | | | | | | | | | | | 307 | | H | Gardner-Webb | | 3 | 0 | | | |
| | | | | | | | | | | | | | | 309 | | N | Charleston So. | | 3 | 0 | | | |
| LAST 10 GAMES | | | | | | | | | | | | | | | | | | | | | | | |
| 22 H Arkansas St. | | | | | | 1 | 3 | 235 A Ga. Southern | | | | | | 3 | 0 | | | | | | | | |
| 235 H Ga. Southern | | | | | | 3 | 0 | 259 H Georgia St. | | | | | | 3 | 1 | | | | | | | | |
| 148 H South Ala. | | | | | | 3 | 1 | 122 H Texas-Arlington | | | | | | 3 | 0 | | | | | | | | |
| 292 H La.-Lafayette | | | | | | 3 | 0 | 142 H Little Rock | | | | | | 3 | 1 | | | | | | | | |
| 259 A Georgia St. | | | | | | 3 | 1 | 292 A La.-Lafayette | | | | | | 3 | 0 | | | | | | | | |

Non-Div. I Games:

Appalachian St.

| | | | | | | | | | | | |
|----------------------|----------|-----------------|-------------------|----------------|----------------------|---------------------------|------------|-------------|-----------|----------------|-------|
| Average RPI Win: | 196 | WON-LOST RECORD | WINNING PCT. RANK | LAST 10 GAMES | STRENGTH OF SCHEDULE | OPP. STRENGTH OF SCHEDULE | TEAM RPI | ADJ RPI | CONF. RPI | ADJ CONF. RPI | |
| DIV. I ONLY | 22- 5 | .81481 | 23 | 8- 2 | 222 | 164 | 72 | .56729 | 72 | 16 | 17 |
| DIV. I NON-CONF. | 11- 3 | .78571 | 47 | 0- 0 | 244 | 162 | 106 | .54759 | 103 | 19 | 19 |
| <hr/> | | | | | | | | | | | |
| TOTALS | RPI 1-25 | RPI 26-50 | | W-L RECORDS | | RPI 51-100 | | RPI 101-150 | | RPI 150+ | |
| 22- 5 | 0- 0 | 1- 1 | | OVERALL | | 2- 2 | | 1- 0 | | 18- 2 | |
| 8- 2 | 0- 0 | 0- 0 | | HOME | | 0- 2 | | 1- 0 | | 7- 0 | |
| 8- 2 | 0- 0 | 0- 1 | | AWAY | | 1- 0 | | 0- 0 | | 7- 1 | |
| 6- 1 | 0- 0 | 1- 0 | | NEUTRAL | | 1- 0 | | 0- 0 | | 4- 1 | |
| <hr/> | | | | | | | | | | | |
| 11- 3 | 0- 0 | 1- 1 | | NON-CONFERENCE | | 1- 1 | | 0- 0 | | 9- 1 | |
| 2- 1 | 0- 0 | 0- 0 | | HOME | | 0- 1 | | 0- 0 | | 2- 0 | |
| 3- 1 | 0- 0 | 0- 1 | | AWAY | | 0- 0 | | 0- 0 | | 3- 0 | |
| 6- 1 | 0- 0 | 1- 0 | | NEUTRAL | | 1- 0 | | 0- 0 | | 4- 1 | |
| <hr/> | | | | | | | | | | | |
| 11- 2 | 0- 0 | 0- 0 | | CONFERENCE | | 1- 1 | | 1- 0 | | 9- 1 | |
| 6- 1 | 0- 0 | 0- 0 | | HOME | | 0- 1 | | 1- 0 | | 5- 0 | |
| 5- 1 | 0- 0 | 0- 0 | | AWAY | | 1- 0 | | 0- 0 | | 4- 1 | |
| 0- 0 | 0- 0 | 0- 0 | | NEUTRAL | | 0- 0 | | 0- 0 | | 0- 0 | |
| <hr/> | | | | | | | | | | | |
| RPI S | Opponent | Score | RPI S | Opponent | Score | RPI S | Opponent | Score | RPI S | Opponent | Score |
| | | | 35 A | Dayton | 0 3 | 80 H | Cincinnati | 1 3 | 134 H | Valparaiso | 3 2 |
| | | | 37 N | Baylor | 3 1 | 86 A | Oakland | 3 2 | 162 A | Green Bay | 3 1 |
| | | | | | | 86 H | Oakland | 1 3 | 162 H | Green Bay | 3 0 |
| | | | | | | 94 N | Indiana | 3 2 | 164 A | Milwaukee | 3 2 |
| | | | | | | | | | 164 H | Milwaukee | 3 0 |
| | | | | | | | | | 185 N | Eastern Ill. | 3 2 |
| | | | | | | | | | 200 A | Northern Ky. | 2 3 |
| | | | | | | | | | 202 N | Notre Dame | 3 2 |
| | | | | | | | | | 218 H | Ill.-Chicago | 3 0 |
| | | | | | | | | | 219 A | Middle Tenn. | 3 0 |
| | | | | | | | | | 223 N | Radford | 3 2 |
| | | | | | | | | | 228 A | Youngstown St. | 3 0 |
| | | | | | | | | | 228 H | Youngstown St. | 3 0 |
| | | | | | | | | | 233 H | Central Mich. | 3 1 |
| | | | | | | | | | 237 N | Robert Morris | 3 0 |
| | | | | | | | | | 245 A | Wright St. | 3 1 |
| | | | | | | | | | 245 H | Wright St. | 3 1 |
| | | | | | | | | | 257 N | Bowling Green | 2 3 |
| | | | | | | | | | 265 H | Binghamton | 3 0 |
| | | | | | | | | | 287 A | Toledo | 3 0 |
| | | | | | | | | | 304 A | Akron | 3 1 |
| <hr/> | | | | | | | | | | | |
| LAST 10 GAMES | | | | | | | | | | | |
| 86 H Oakland | | | | | | 218 H Ill.-Chicago | | | | | |
| 245 H Wright St. | | | | | | 134 H Valparaiso | | | | | |
| 228 A Youngstown St. | | | | | | 200 A Northern Ky. | | | | | |
| 164 A Milwaukee | | | | | | 245 A Wright St. | | | | | |
| 162 A Green Bay | | | | | | 86 A Oakland | | | | | |

Non-Div. I Games:

Cleveland St.

| Average RPI Win: | 159 | WON-LOST RECORD | WINNING PCT. RANK | LAST 10 GAMES | STRENGTH OF SCHEDULE | OPP. STRENGTH OF SCHEDULE | TEAM RPI | ADJ RPI | CONF. RPI | ADJ CONF. RPI | | | |
|----------------------|-----------|-----------------|-------------------|----------------|----------------------|---------------------------|--------------|----------------------|-----------|-------------------|-------|---|---|
| DIV. I ONLY | | 14- 10 | .58333 | 121 | 5- 5 | 78 | 42 | 76 | .56719 | 73 | 5 | 5 | |
| DIV. I NON-CONF. | | 8- 4 | .66667 | 98 | 0- 0 | 116 | 120 | 85 | .56191 | 86 | 4 | 4 | |
| <hr/> | | | | | | | | | | | | | |
| TOTALS | RPI 1-25 | RPI 26-50 | | W-L RECORDS | | RPI 51-100 | | RPI 101-150 | | RPI 150+ | | | |
| 14- 10 | 1- 5 | 0- 1 | | OVERALL | | 1- 2 | | 5- 2 | | 7- 0 | | | |
| 9- 3 | 1- 2 | 0- 0 | | HOME | | 1- 1 | | 3- 0 | | 4- 0 | | | |
| 3- 5 | 0- 2 | 0- 1 | | AWAY | | 0- 1 | | 1- 1 | | 2- 0 | | | |
| 2- 2 | 0- 1 | 0- 0 | | NEUTRAL | | 0- 0 | | 1- 1 | | 1- 0 | | | |
| 8- 4 | 0- 1 | 0- 0 | | NON-CONFERENCE | | 0- 2 | | 4- 1 | | 4- 0 | | | |
| 4- 1 | 0- 0 | 0- 0 | | HOME | | 0- 1 | | 2- 0 | | 2- 0 | | | |
| 2- 1 | 0- 0 | 0- 0 | | AWAY | | 0- 1 | | 1- 0 | | 1- 0 | | | |
| 2- 2 | 0- 1 | 0- 0 | | NEUTRAL | | 0- 0 | | 1- 1 | | 1- 0 | | | |
| 6- 6 | 1- 4 | 0- 1 | | CONFERENCE | | 1- 0 | | 1- 1 | | 3- 0 | | | |
| 5- 2 | 1- 2 | 0- 0 | | HOME | | 1- 0 | | 1- 0 | | 2- 0 | | | |
| 1- 4 | 0- 2 | 0- 1 | | AWAY | | 0- 0 | | 0- 1 | | 1- 0 | | | |
| 0- 0 | 0- 0 | 0- 0 | | NEUTRAL | | 0- 0 | | 0- 0 | | 0- 0 | | | |
| RPI S | Opponent | Score | RPI S | Opponent | Score | RPI S | Opponent | Score | RPI S | Opponent | Score | | |
| 4 A | Florida | 0 3 | 41 A | Arkansas | 2 3 | 62 H | Syracuse | 2 3 | 114 A | LSU | 2 3 | | |
| 4 H | Florida | 3 2 | | | | 81 A | Georgia Tech | 1 3 | 114 H | LSU | 3 2 | | |
| 5 N | Penn St. | 0 3 | | | | 98 H | Tennessee | 3 1 | 129 N | St. John's (NY) | 2 3 | | |
| 13 H | Kentucky | 2 3 | | | | | | | 137 H | Jacksonville | 3 2 | | |
| 15 A | Missouri | 2 3 | | | | | | | 138 A | Memphis | 3 0 | | |
| 16 H | Texas A&M | 0 3 | | | | | | | 142 N | Little Rock | 3 1 | | |
| | | | | | | | | | 146 H | Samford | 3 1 | | |
| | | | | | | | | | 154 H | Stephen F. Austin | 3 2 | | |
| | | | | | | | | | 157 A | South Fla. | 3 0 | | |
| | | | | | | | | | 172 A | South Carolina | 3 0 | | |
| | | | | | | | | | 172 H | South Carolina | 3 1 | | |
| | | | | | | | | | 206 H | Georgia | 3 0 | | |
| | | | | | | | | | 290 N | Tennessee Tech | 3 0 | | |
| | | | | | | | | | 298 H | Florida A&M | 3 0 | | |
| <hr/> | | | | | | | | | | | | | |
| LAST 10 GAMES | | | | | | | | | | | | | |
| 4 H Florida | | | | | | 3 | 2 | 206 H Georgia | | | | 3 | 0 |
| 172 H South Carolina | | | | | | 3 | 1 | 13 H Kentucky | | | | 2 | 3 |
| 15 A Missouri | | | | | | 2 | 3 | 4 A Florida | | | | 0 | 3 |
| 41 A Arkansas | | | | | | 2 | 3 | 172 A South Carolina | | | | 3 | 0 |
| 114 A LSU | | | | | | 2 | 3 | 114 H LSU | | | | 3 | 2 |

Non-Div. I Games:

Auburn

| Average RPI Win: 183 | | WON-LOST RECORD | WINNING PCT. RANK | LAST 10 GAMES | STRENGTH OF SCHEDULE | OPP. STRENGTH OF SCHEDULE | TEAM RPI | ADJ RPI | CONF. RPI | ADJ CONF. RPI | | | | | | | | |
|----------------------|---|--------------------|----------------------|------------------|-------------------------|------------------------------|-------------|----------------|--------------|------------------|---|----------|---|----------------|--|--------------------|--|-----|
| Average RPI Loss: 88 | | | | | | | | | | | | | | | | | | |
| DIV. I ONLY | | 20- 7 | .74074 | 47 | 6- 4 | 167 | 100 | 79 | .56634 | 75 | 5 | 5 | | | | | | |
| DIV. I NON-CONF. | | 14- 1 | .93333 | 7 | 0- 0 | 254 | 238 | 76 | .5697 | 76 | 4 | 4 | | | | | | |
| <hr/> | | | | | | | | | | | | | | | | | | |
| TOTALS | | RPI 1-25 | | RPI 26-50 | | W-L RECORDS | | RPI 51-100 | | RPI 101-150 | | RPI 150+ | | | | | | |
| 20- 7 | | 0- 4 | | 2- 0 | | OVERALL | | 2- 0 | | 3- 1 | | 13- 2 | | | | | | |
| 12- 3 | | 0- 1 | | 1- 0 | | HOME | | 2- 0 | | 1- 1 | | 8- 1 | | | | | | |
| 4- 4 | | 0- 3 | | 1- 0 | | AWAY | | 0- 0 | | 1- 0 | | 2- 1 | | | | | | |
| 4- 0 | | 0- 0 | | 0- 0 | | NEUTRAL | | 0- 0 | | 1- 0 | | 3- 0 | | | | | | |
| 14- 1 | | 0- 0 | | 0- 0 | | NON-CONFERENCE | | 1- 0 | | 3- 0 | | 10- 1 | | | | | | |
| 8- 1 | | 0- 0 | | 0- 0 | | HOME | | 1- 0 | | 1- 0 | | 6- 1 | | | | | | |
| 2- 0 | | 0- 0 | | 0- 0 | | AWAY | | 0- 0 | | 1- 0 | | 1- 0 | | | | | | |
| 4- 0 | | 0- 0 | | 0- 0 | | NEUTRAL | | 0- 0 | | 1- 0 | | 3- 0 | | | | | | |
| 6- 6 | | 0- 4 | | 2- 0 | | CONFERENCE | | 1- 0 | | 0- 1 | | 3- 1 | | | | | | |
| 4- 2 | | 0- 1 | | 1- 0 | | HOME | | 1- 0 | | 0- 1 | | 2- 0 | | | | | | |
| 2- 4 | | 0- 3 | | 1- 0 | | AWAY | | 0- 0 | | 0- 0 | | 1- 1 | | | | | | |
| 0- 0 | | 0- 0 | | 0- 0 | | NEUTRAL | | 0- 0 | | 0- 0 | | 0- 0 | | | | | | |
| RPI | S | Opponent | | Score | | RPI | S | Opponent | | Score | | RPI | S | Opponent | | Score | | |
| 4 | A | Florida | | 0 3 | | 41 | A | Arkansas | | 3 2 | | 59 | H | Lipscomb | | 3 1 | | |
| 13 | H | Kentucky | | 0 3 | | 41 | H | Arkansas | | 3 1 | | 98 | H | Tennessee | | 3 1 | | |
| 15 | A | Missouri | | 1 3 | | | | | | | | | | 118 H | | Southern Miss. | | 3 0 |
| 16 | A | Texas A&M | | 0 3 | | | | | | | | | | 126 H | | Mississippi St. | | 0 3 |
| | | | | | | | | | | | | | | 137 N | | Jacksonville | | 3 0 |
| | | | | | | | | | | | | | | 143 A | | North Carolina St. | | 3 2 |
| | | | | | | | | | | | | | | 170 N | | Delaware | | 3 0 |
| | | | | | | | | | | | | | | 172 A | | South Carolina | | 0 3 |
| | | | | | | | | | | | | | | 172 H | | South Carolina | | 3 1 |
| | | | | | | | | | | | | | | 176 H | | Oral Roberts | | 3 0 |
| | | | | | | | | | | | | | | 180 H | | Belmont | | 3 0 |
| | | | | | | | | | | | | | | 206 A | | Georgia | | 3 1 |
| | | | | | | | | | | | | | | 206 H | | Georgia | | 3 0 |
| | | | | | | | | | | | | | | 214 H | | McNeese St. | | 3 1 |
| | | | | | | | | | | | | | | 227 H | | Buffalo | | 3 2 |
| | | | | | | | | | | | | | | 267 H | | UT Martin | | 2 3 |
| | | | | | | | | | | | | | | 270 H | | Tennessee St. | | 3 1 |
| | | | | | | | | | | | | | | 276 H | | Northwestern St. | | 3 0 |
| | | | | | | | | | | | | | | 284 A | | UAB | | 3 1 |
| | | | | | | | | | | | | | | 301 N | | Jacksonville St. | | 3 1 |
| | | | | | | | | | | | | | | 334 N | | Mississippi Val. | | 3 0 |
| <hr/> | | | | | | | | | | | | | | | | | | |
| LAST 10 GAMES | | | | | | | | | | | | | | | | | | |
| | | | | | | 41 | H | Arkansas | | 3 1 | | 41 | A | Arkansas | | 3 2 | | |
| | | | | | | 172 | A | South Carolina | | 0 3 | | 15 | A | Missouri | | 1 3 | | |
| | | | | | | 206 | A | Georgia | | 3 1 | | 206 | H | Georgia | | 3 0 | | |
| | | | | | | 13 | H | Kentucky | | 0 3 | | 16 | A | Texas A&M | | 0 3 | | |
| | | | | | | 98 | H | Tennessee | | 3 1 | | 172 | H | South Carolina | | 3 1 | | |

Non-Div. I Games:

Ole Miss

| Average RPI Win: 163 | | WON-LOST RECORD | WINNING PCT. RANK | LAST 10 GAMES | STRENGTH OF SCHEDULE | OPP. STRENGTH OF SCHEDULE | TEAM RPI | ADJ RPI | CONF. RPI | ADJ CONF. RPI | |
|----------------------|-------------|--------------------|----------------------|------------------|-------------------------|------------------------------|-------------|------------|--------------|------------------|----------|
| Average RPI Loss: 43 | | | | | | | | | | | |
| DIV. I ONLY | | 14- 12 | .53846 143 | 3- 7 | 48 | 61 | 74 | .56618 76 | 4 | 4 | |
| DIV. I NON-CONF. | | 9- 4 | .69231 85 | 0- 0 | 114 | 92 | 73 | .57197 73 | 5 | 5 | |
| <hr/> | | | | | | | | | | | |
| TOTALS | | RPI 1-25 | RPI 26-50 | | W-L RECORDS | | RPI 51-100 | | RPI 101-150 | | RPI 150+ |
| 14- 12 | | 0- 4 | 2- 5 | | OVERALL | | 2- 1 | | 2- 2 | | 8- 0 |
| 9- 4 | | 0- 1 | 2- 2 | | HOME | | 2- 0 | | 2- 1 | | 3- 0 |
| 1- 8 | | 0- 3 | 0- 3 | | AWAY | | 0- 1 | | 0- 1 | | 1- 0 |
| 4- 0 | | 0- 0 | 0- 0 | | NEUTRAL | | 0- 0 | | 0- 0 | | 4- 0 |
| 9- 4 | | 0- 3 | 2- 0 | | NON-CONFERENCE | | 0- 0 | | 0- 1 | | 7- 0 |
| 4- 2 | | 0- 1 | 2- 0 | | HOME | | 0- 0 | | 0- 1 | | 2- 0 |
| 1- 2 | | 0- 2 | 0- 0 | | AWAY | | 0- 0 | | 0- 0 | | 1- 0 |
| 4- 0 | | 0- 0 | 0- 0 | | NEUTRAL | | 0- 0 | | 0- 0 | | 4- 0 |
| 5- 8 | | 0- 1 | 0- 5 | | CONFERENCE | | 2- 1 | | 2- 1 | | 1- 0 |
| 5- 2 | | 0- 0 | 0- 2 | | HOME | | 2- 0 | | 2- 0 | | 1- 0 |
| 0- 6 | | 0- 1 | 0- 3 | | AWAY | | 0- 1 | | 0- 1 | | 0- 0 |
| 0- 0 | | 0- 0 | 0- 0 | | NEUTRAL | | 0- 0 | | 0- 0 | | 0- 0 |
| RPI S | Opponent | Score | | RPI S | Opponent | Score | | RPI S | Opponent | Score | |
| 6 A | Kansas | 1 | 3 | 26 A | Loyola Marymount | 2 | 3 | 60 H | Pacific | 3 | 1 |
| 7 H | Washington | 0 | 3 | 26 H | Loyola Marymount | 2 | 3 | 66 A | Pepperdine | 2 | 3 |
| 18 A | BYU | 0 | 3 | 28 A | San Diego | 1 | 3 | 66 H | Pepperdine | 3 | 0 |
| 25 A | Arizona St. | 1 | 3 | 39 A | Santa Clara | 1 | 3 | | | | |
| | | | | 39 H | Santa Clara | 1 | 3 | | | | |
| | | | | 45 H | Boise St. | 3 | 1 | | | | |
| | | | | 48 H | Wyoming | 3 | 0 | | | | |
| | | | | | | | | | | | |
| | | | | | | | | | | | |
| | | | | | | | | | | | |
| | | | | | | | | | | | |
| | | | | | | | | | | | |
| | | | | | | | | | | | |
| | | | | | | | | | | | |
| | | | | | | | | | | | |
| | | | | | | | | | | | |
| | | | | | | | | | | | |
| | | | | | | | | | | | |
| | | | | | | | | | | | |
| | | | | | | | | | | | |
| | | | | | | | | | | | |
| | | | | | | | | | | | |
| | | | | | | | | | | | |
| | | | | | | | | | | | |
| | | | | | | | | | | | |
| | | | | | | | | | | | |
| | | | | | | | | | | | |
| | | | | | | | | | | | |
| | | | | | | | | | | | |
| | | | | | | | | | | | |
| | | | | | | | | | | | |
| | | | | | | | | | | | |
| | | | | | | | | | | | |
| | | | | | | | | | | | |
| | | | | | | | | | | | |
| | | | | | | | | | | | |
| | | | | | | | | | | | |
| | | | | | | | | | | | |
| | | | | | | | | | | | |
| | | | | | | | | | | | |
| | | | | | | | | | | | |
| | | | | | | | | | | | |
| | | | | | | | | | | | |
| | | | | | | | | | | | |
| | | | | | | | | | | | |
| | | | | | | | | | | | |
| | | | | | | | | | | | |
| | | | | | | | | | | | |
| | | | | | | | | | | | |
| | | | | | | | | | | | |
| | | | | | | | | | | | |
| | | | | | | | | | | | |
| | | | | | | | | | | | |
| | | | | | | | | | | | |
| | | | | | | | | | | | |
| | | | | | | | | | | | |
| | | | | | | | | | | | |
| | | | | | | | | | | | |
| | | | | | | | | | | | |
| | | | | | | | | | | | |
| | | | | | | | | | | | |
| | | | | | | | | | | | |
| | | | | | | | | | | | |
| | | | | | | | | | | | |
| | | | | | | | | | | | |
| | | | | | | | | | | | |
| | | | | | | | | | | | |
| | | | | | | | | | | | |
| | | | | | | | | | | | |
| | | | | | | | | | | | |
| | | | | | | | | | | | |
| | | | | | | | | | | | |
| | | | | | | | | | | | |
| | | | | | | | | | | | |
| | | | | | | | | | | | |
| | | | | | | | | | | | |
| | | | | | | | | | | | |
| | | | | | | | | | | | |
| | | | | | | | | | | | |
| | | | | | | | | | | | |

Non-Div. I Games:

Gonzaga

U
T
S
A

| UTSA | | | | Through Games Of Though Nov. 8, 2015 | | | | | | | | | | | | | | | | |
|-------------------|-------------|----------|-----------------|--------------------------------------|----------------------|----------------|---------------|------------|----------------------|-----------------|---------------------------|----------|----------|--|------------|-----------------|-----------|-------|---------------|--|
| Average RPI Win: | | 198 | WON-LOST RECORD | | WINNING PCT. RANK | | LAST 10 GAMES | | STRENGTH OF SCHEDULE | | OPP. STRENGTH OF SCHEDULE | | TEAM RPI | | ADJ RPI | | CONF. RPI | | ADJ CONF. RPI | |
| Average RPI Loss: | | 58 | | | | | | | | | | | | | | | | | | |
| DIV. I ONLY | | | 21- 7 | | .75 43 | | 9- 1 | | 168 | | 101 | | 73 | | .56565 77 | | 11 | | 11 | |
| DIV. I NON-CONF. | | | 9- 5 | | .64286 112 | | 0- 0 | | 180 | | 115 | | 119 | | .53676 119 | | 12 | | 12 | |
| TOTALS | | RPI 1-25 | | RPI 26-50 | | W-L RECORDS | | RPI 51-100 | | RPI 101-150 | | RPI 150+ | | | | | | | | |
| 21- 7 | | 0- 3 | | 0- 2 | | OVERALL | | 6- 0 | | 0- 1 | | 15- 1 | | | | | | | | |
| 8- 2 | | 0- 0 | | 0- 1 | | HOME | | 3- 0 | | 0- 0 | | 5- 1 | | | | | | | | |
| 6- 4 | | 0- 3 | | 0- 0 | | AWAY | | 2- 0 | | 0- 1 | | 4- 0 | | | | | | | | |
| 7- 1 | | 0- 0 | | 0- 1 | | NEUTRAL | | 1- 0 | | 0- 0 | | 6- 0 | | | | | | | | |
| 9- 5 | | 0- 2 | | 0- 2 | | NON-CONFERENCE | | 2- 0 | | 0- 1 | | 7- 0 | | | | | | | | |
| 1- 1 | | 0- 0 | | 0- 1 | | HOME | | 1- 0 | | 0- 0 | | 0- 0 | | | | | | | | |
| 1- 3 | | 0- 2 | | 0- 0 | | AWAY | | 0- 0 | | 0- 1 | | 1- 0 | | | | | | | | |
| 7- 1 | | 0- 0 | | 0- 1 | | NEUTRAL | | 1- 0 | | 0- 0 | | 6- 0 | | | | | | | | |
| 12- 2 | | 0- 1 | | 0- 0 | | CONFERENCE | | 4- 0 | | 0- 0 | | 8- 1 | | | | | | | | |
| 7- 1 | | 0- 0 | | 0- 0 | | HOME | | 2- 0 | | 0- 0 | | 5- 1 | | | | | | | | |
| 5- 1 | | 0- 1 | | 0- 0 | | AWAY | | 2- 0 | | 0- 0 | | 3- 0 | | | | | | | | |
| 0- 0 | | 0- 0 | | 0- 0 | | NEUTRAL | | 0- 0 | | 0- 0 | | 0- 0 | | | | | | | | |
| RPI S | Opponent | | Score | | RPI S | Opponent | | Score | | RPI S | Opponent | | Score | | RPI S | Opponent | | Score | | |
| 3 A | Texas | | 0 3 | | 39 H | Santa Clara | | 1 3 | | 61 A | Rice | | 3 2 | | 113 A | Texas St. | | 2 3 | | |
| 20 A | Western Ky. | | 1 3 | | 42 N | TCU | | 1 3 | | 61 H | Rice | | 3 1 | | 158 A | FIU | | 3 1 | | |
| 24 A | SMU | | 1 3 | | | | | | | 68 H | Oregon | | 3 1 | | 168 H | Marshall | | 1 3 | | |
| | | | | | | | | | | 89 A | Fla. Atlantic | | 3 1 | | 195 H | Charlotte | | 3 0 | | |
| | | | | | | | | | | 94 N | Indiana | | 3 1 | | 204 A | UTEP | | 3 0 | | |
| | | | | | | | | | | 100 H | North Texas | | 3 0 | | 204 H | UTEP | | 3 0 | | |
| | | | | | | | | | | | | | | | 209 N | Clemson | | 3 2 | | |
| | | | | | | | | | | | | | | | 211 A | Sam Houston St. | | 3 2 | | |
| | | | | | | | | | | | | | | | 219 H | Middle Tenn. | | 3 0 | | |
| | | | | | | | | | | | | | | | 235 N | Tulane | | 3 0 | | |
| | | | | | | | | | | | | | | | 250 H | Louisiana Tech | | 3 0 | | |
| | | | | | | | | | | | | | | | 284 A | UAB | | 3 0 | | |
| | | | | | | | | | | | | | | | 284 H | UAB | | 3 1 | | |
| | | | | | | | | | | | | | | | 291 N | Montana St. | | 3 0 | | |
| | | | | | | | | | | | | | | | 300 N | Iona | | 3 0 | | |
| | | | | | | | | | | | | | | | 311 N | Texas Southern | | 3 0 | | |
| | | | | | | | | | | | | | | | 322 N | Prairie View | | 3 0 | | |
| | | | | | | | | | | | | | | | | | | | | |
| | | | | | LAST 10 GAMES | | | | | | | | | | | | | | | |
| | | | | | 284 H UAB | | | | | 204 H UTEP | | | | | 3 0 | | | | | |
| | | | | | 250 H Louisiana Tech | | | | | 195 H Charlotte | | | | | 3 0 | | | | | |
| | | | | | 61 H Rice | | | | | 168 H Marshall | | | | | 1 3 | | | | | |
| | | | | | 158 A FIU | | | | | 61 A Rice | | | | | 3 2 | | | | | |
| | | | | | 89 A Fla. Atlantic | | | | | 204 A UTEP | | | | | 3 0 | | | | | |

U
T
S
A

Non-Div. I Games:

UTSA

| Average RPI Win: | 194 | WON-LOST RECORD | WINNING PCT. RANK | LAST 10 GAMES | STRENGTH OF SCHEDULE | OPP. STRENGTH OF SCHEDULE | TEAM RPI | ADJ RPI | CONF. RPI | ADJ CONF. RPI | | | | | |
|------------------|----------|-----------------|-------------------|---------------|----------------------|---------------------------|------------|---------|-------------|----------------|----------|-----|---|-------------------|-------|
| DIV. I ONLY | | 24- 5 | .82759 | 20 | 8- 2 | 248 | 145 | 77 | .56507 | 78 | 18 | 18 | | | |
| DIV. I NON-CONF. | | 13- 2 | .86667 | 25 | 0- 0 | 232 | 152 | 71 | .57289 | 72 | 14 | 14 | | | |
| ----- | | | | | | | | | | | | | | | |
| TOTALS | RPI 1-25 | RPI 26-50 | | | W-L RECORDS | | RPI 51-100 | | RPI 101-150 | | RPI 150+ | | | | |
| 24- 5 | 0- 0 | 1- 1 | | | OVERALL | | 3- 2 | | 2- 0 | | 18- 2 | | | | |
| 11- 1 | 0- 0 | 1- 1 | | | HOME | | 2- 0 | | 1- 0 | | 7- 0 | | | | |
| 7- 3 | 0- 0 | 0- 0 | | | AWAY | | 0- 1 | | 1- 0 | | 6- 2 | | | | |
| 6- 1 | 0- 0 | 0- 0 | | | NEUTRAL | | 1- 1 | | 0- 0 | | 5- 0 | | | | |
| | | | | | | | | | | | | | | | |
| 13- 2 | 0- 0 | 0- 1 | | | NON-CONFERENCE | | 2- 1 | | 1- 0 | | 10- 0 | | | | |
| 3- 1 | 0- 0 | 0- 1 | | | HOME | | 1- 0 | | 1- 0 | | 1- 0 | | | | |
| 4- 0 | 0- 0 | 0- 0 | | | AWAY | | 0- 0 | | 0- 0 | | 4- 0 | | | | |
| 6- 1 | 0- 0 | 0- 0 | | | NEUTRAL | | 1- 1 | | 0- 0 | | 5- 0 | | | | |
| | | | | | | | | | | | | | | | |
| 11- 3 | 0- 0 | 1- 0 | | | CONFERENCE | | 1- 1 | | 1- 0 | | 8- 2 | | | | |
| 8- 0 | 0- 0 | 1- 0 | | | HOME | | 1- 0 | | 0- 0 | | 6- 0 | | | | |
| 3- 3 | 0- 0 | 0- 0 | | | AWAY | | 0- 1 | | 1- 0 | | 2- 2 | | | | |
| 0- 0 | 0- 0 | 0- 0 | | | NEUTRAL | | 0- 0 | | 0- 0 | | 0- 0 | | | | |
| RPI | S | Opponent | Score | RPI | S | Opponent | Score | RPI | S | Opponent | Score | RPI | S | Opponent | Score |
| | | | | 39 | H | Santa Clara | 1 3 | 54 | A | Idaho St. | 1 3 | 135 | A | North Dakota | 3 1 |
| | | | | 50 | H | Northern Ariz. | 3 1 | 54 | H | Idaho St. | 3 0 | 139 | H | CSU Bakersfield | 3 1 |
| | | | | | | | | 64 | N | UNCW | 3 1 | 151 | H | Northern Colo. | 3 1 |
| | | | | | | | | 95 | N | Cal Poly | 1 3 | 152 | A | UC Davis | 3 0 |
| | | | | | | | | 96 | H | Kent St. | 3 1 | 167 | H | Nevada | 3 1 |
| | | | | | | | | | | | | 173 | A | Idaho | 2 3 |
| | | | | | | | | | | | | 179 | A | Eastern Wash. | 1 3 |
| | | | | | | | | | | | | 183 | H | Southern Utah | 3 2 |
| | | | | | | | | | | | | 187 | N | Rutgers | 3 0 |
| | | | | | | | | | | | | 205 | A | Fresno St. | 3 1 |
| | | | | | | | | | | | | 220 | A | Campbell | 3 1 |
| | | | | | | | | | | | | 225 | A | San Jose St. | 3 1 |
| | | | | | | | | | | | | 228 | A | Portland St. | 3 0 |
| | | | | | | | | | | | | 228 | H | Portland St. | 3 0 |
| | | | | | | | | | | | | 231 | N | UC Riverside | 3 1 |
| | | | | | | | | | | | | 233 | N | Central Mich. | 3 1 |
| | | | | | | | | | | | | 258 | H | Montana | 3 0 |
| | | | | | | | | | | | | 273 | A | Weber St. | 3 0 |
| | | | | | | | | | | | | 273 | H | Weber St. | 3 1 |
| | | | | | | | | | | | | 291 | H | Montana St. | 3 0 |
| | | | | | | | | | | | | 296 | N | Cal St. Fullerton | 3 0 |
| | | | | | | | | | | | | 320 | N | Norfolk St. | 3 0 |
| | | | | LAST 10 GAMES | | | | | | | | | | | |
| | | | | 54 | H | Idaho St. | 3 0 | 291 | H | Montana St. | 3 0 | | | | |
| | | | | 273 | H | Weber St. | 3 1 | 228 | H | Portland St. | 3 0 | | | | |
| | | | | 228 | A | Portland St. | 3 0 | 151 | H | Northern Colo. | 3 1 | | | | |
| | | | | 135 | A | North Dakota | 3 1 | 173 | A | Idaho | 2 3 | | | | |
| | | | | 258 | H | Montana | 3 0 | 179 | A | Eastern Wash. | 1 3 | | | | |

Non-Div. I Games:

Sacramento St.

T
O
W
S
O
N

| Towson | | | | | Through Games Of Though Nov. 8, 2015 | | | | | | | | | | | | |
|-------------------|---|----------|-----------------|-----------|--------------------------------------|----------------|-------|----------------------|---|---------------------------|-------|----------|---------|-----------|--------------------|----|---|
| Average RPI Win: | | 213 | WON-LOST RECORD | | WINNING PCT. RANK | LAST 10 GAMES | | STRENGTH OF SCHEDULE | | OPP. STRENGTH OF SCHEDULE | | TEAM RPI | ADJ RPI | CONF. RPI | ADJ CONF. RPI | | |
| Average RPI Loss: | | 100 | | | | | | | | | | | | | | | |
| DIV. I ONLY | | | 24- 5 | .82759 | 20 | 7- 3 | | 238 | | 192 | | 78 | .56358 | 79 | 12 | 12 | |
| DIV. I NON-CONF. | | | 13- 1 | .92857 | 9 | 0- 0 | | 258 | | 259 | | 78 | .5658 | 79 | 13 | 13 | |
| | | | | | | | | | | | | | | | | | |
| TOTALS | | RPI 1-25 | | RPI 26-50 | | W-L RECORDS | | RPI 51-100 | | RPI 101-150 | | RPI 150+ | | | | | |
| 24- 5 | | 0- 0 | | 0- 0 | | OVERALL | | 1- 3 | | 4- 1 | | 19- 1 | | | | | |
| 10- 2 | | 0- 0 | | 0- 0 | | HOME | | 1- 1 | | 2- 0 | | 7- 1 | | | | | |
| 8- 3 | | 0- 0 | | 0- 0 | | AWAY | | 0- 2 | | 2- 1 | | 6- 0 | | | | | |
| 6- 0 | | 0- 0 | | 0- 0 | | NEUTRAL | | 0- 0 | | 0- 0 | | 6- 0 | | | | | |
| | | | | | | | | | | | | | | | | | |
| 13- 1 | | 0- 0 | | 0- 0 | | NON-CONFERENCE | | 0- 1 | | 1- 0 | | 12- 0 | | | | | |
| 4- 1 | | 0- 0 | | 0- 0 | | HOME | | 0- 1 | | 0- 0 | | 4- 0 | | | | | |
| 3- 0 | | 0- 0 | | 0- 0 | | AWAY | | 0- 0 | | 1- 0 | | 2- 0 | | | | | |
| 6- 0 | | 0- 0 | | 0- 0 | | NEUTRAL | | 0- 0 | | 0- 0 | | 6- 0 | | | | | |
| | | | | | | | | | | | | | | | | | |
| 11- 4 | | 0- 0 | | 0- 0 | | CONFERENCE | | 1- 2 | | 3- 1 | | 7- 1 | | | | | |
| 6- 1 | | 0- 0 | | 0- 0 | | HOME | | 1- 0 | | 2- 0 | | 3- 1 | | | | | |
| 5- 3 | | 0- 0 | | 0- 0 | | AWAY | | 0- 2 | | 1- 1 | | 4- 0 | | | | | |
| 0- 0 | | 0- 0 | | 0- 0 | | NEUTRAL | | 0- 0 | | 0- 0 | | 0- 0 | | | | | |
| | | | | | | | | | | | | | | | | | |
| RPI | S | Opponent | Score | RPI | S | Opponent | Score | RPI | S | Opponent | Score | RPI | S | Opponent | Score | | |
| | | | | | | | | 63 | A | James Madison | 2 | 3 | 104 | A | Hofstra | 2 | 3 |
| | | | | | | | | 64 | A | UNCW | 1 | 3 | 104 | H | Hofstra | 3 | 0 |
| | | | | | | | | 64 | H | UNCW | 3 | 0 | 110 | A | Col. of Charleston | 3 | 1 |
| | | | | | | | | 98 | H | Tennessee | 2 | 3 | 110 | H | Col. of Charleston | 3 | 0 |
| | | | | | | | | | | | | | 120 | A | North Dakota St. | 3 | 1 |
| | | | | | | | | | | | | | 164 | N | Milwaukee | 3 | 1 |
| | | | | | | | | | | | | | 170 | A | Delaware | 3 | 2 |
| | | | | | | | | | | | | | 170 | H | Delaware | 2 | 3 |
| | | | | | | | | | | | | | 173 | N | Idaho | 3 | 2 |
| | | | | | | | | | | | | | 198 | N | Utah Valley | 3 | 2 |
| | | | | | | | | | | | | | 207 | A | Penn | 3 | 1 |
| | | | | | | | | | | | | | 213 | N | Fairfield | 3 | 1 |
| | | | | | | | | | | | | | 222 | N | Western Caro. | 3 | 1 |
| | | | | | | | | | | | | | 244 | A | William & Mary | 3 | 1 |
| | | | | | | | | | | | | | 244 | H | William & Mary | 3 | 1 |
| | | | | | | | | | | | | | 248 | A | Northeastern | 3 | 1 |
| | | | | | | | | | | | | | 248 | H | Northeastern | 3 | 1 |
| | | | | | | | | | | | | | 263 | A | Elon | 3 | 1 |
| | | | | | | | | | | | | | 263 | H | Elon | 3 | 0 |
| | | | | | | | | | | | | | 264 | H | Manhattan | 3 | 0 |
| | | | | | | | | | | | | | 265 | N | Binghamton | 3 | 0 |
| | | | | | | | | | | | | | 280 | H | Coppin St. | 3 | 0 |
| | | | | | | | | | | | | | 290 | A | Tennessee Tech | 3 | 0 |
| | | | | | | | | | | | | | 321 | H | Saint Francis (PA) | 3 | 0 |
| | | | | | | | | | | | | | 323 | H | Delaware St. | 3 | 0 |
| | | | | | | | | | | | | | | | | | |
| LAST 10 GAMES | | | | | | | | | | | | | | | | | |
| | | | | | | | | 248 | A | Northeastern | 3 | 1 | 263 | H | Elon | 3 | 0 |
| | | | | | | | | 104 | A | Hofstra | 2 | 3 | 170 | H | Delaware | 2 | 3 |
| | | | | | | | | 64 | H | UNCW | 3 | 0 | 110 | A | Col. of Charleston | 3 | 1 |
| | | | | | | | | 110 | H | Col. of Charleston | 3 | 0 | 64 | A | UNCW | 1 | 3 |
| | | | | | | | | 244 | H | William & Mary | 3 | 1 | 248 | H | Northeastern | 3 | 1 |

T
O
W
S
O
N

Non-Div. I Games:

Towson

| | | | | | | | | | | | | | | | |
|-------------------|------------|-----------|-----------|----------------|-------------|---------------|------------------|--------|----------|-----------|--------|-------|---------------|---|---|
| Average RPI Win: | 170 | WON-LOST | WINNING | LAST 10 | STRENGTH OF | OPP. STRENGTH | TEAM | ADJ | CONF. | ADJ CONF. | | | | | |
| Average RPI Loss: | 89 | RECORD | PCT. RANK | GAMES | SCHEDULE | OF SCHEDULE | RPI | RPI | RPI | RPI | | | | | |
| DIV. I ONLY | 16- 9 | .64 | 95 | 7- 3 | 91 | 105 | 81 | .56278 | 80 | 9 | 9 | | | | |
| DIV. I NON-CONF. | 8- 3 | .72727 | 72 | 0- 0 | 148 | 142 | 84 | .56227 | 84 | 11 | 11 | | | | |
| <hr/> | | | | | | | | | | | | | | | |
| TOTALS | RPI 1-25 | RPI 26-50 | | W-L RECORDS | RPI 51-100 | | RPI 101-150 | | RPI 150+ | | | | | | |
| 16- 9 | 0- 3 | 0- 0 | | OVERALL | 2- 1 | | 5- 4 | | 9- 1 | | | | | | |
| 8- 5 | 0- 2 | 0- 0 | | HOME | 1- 0 | | 3- 2 | | 4- 1 | | | | | | |
| 5- 3 | 0- 1 | 0- 0 | | AWAY | 1- 0 | | 2- 2 | | 2- 0 | | | | | | |
| 3- 1 | 0- 0 | 0- 0 | | NEUTRAL | 0- 1 | | 0- 0 | | 3- 0 | | | | | | |
| <hr/> | | | | | | | | | | | | | | | |
| 8- 3 | 0- 1 | 0- 0 | | NON-CONFERENCE | 2- 1 | | 0- 0 | | 6- 1 | | | | | | |
| 3- 2 | 0- 1 | 0- 0 | | HOME | 1- 0 | | 0- 0 | | 2- 1 | | | | | | |
| 2- 0 | 0- 0 | 0- 0 | | AWAY | 1- 0 | | 0- 0 | | 1- 0 | | | | | | |
| 3- 1 | 0- 0 | 0- 0 | | NEUTRAL | 0- 1 | | 0- 0 | | 3- 0 | | | | | | |
| <hr/> | | | | | | | | | | | | | | | |
| 8- 6 | 0- 2 | 0- 0 | | CONFERENCE | 0- 0 | | 5- 4 | | 3- 0 | | | | | | |
| 5- 3 | 0- 1 | 0- 0 | | HOME | 0- 0 | | 3- 2 | | 2- 0 | | | | | | |
| 3- 3 | 0- 1 | 0- 0 | | AWAY | 0- 0 | | 2- 2 | | 1- 0 | | | | | | |
| 0- 0 | 0- 0 | 0- 0 | | NEUTRAL | 0- 0 | | 0- 0 | | 0- 0 | | | | | | |
| <hr/> | | | | | | | | | | | | | | | |
| RPI S | Opponent | Score | | RPI S | Opponent | Score | | RPI S | Opponent | Score | | | | | |
| 19 H | Louisville | 1 | 3 | | | 55 N | UNI | 1 | 3 | 101 A | Temple | 1 | 3 | | |
| 24 A | SMU | 0 | 3 | | | 67 H | Xavier | 3 | 1 | 101 H | Temple | 3 | 1 | | |
| 24 H | SMU | 0 | 3 | | | 72 A | Cleveland St. | 3 | 1 | 107 A | Tulsa | 3 | 2 | | |
| | | | | | | | | | | | | 107 H | Tulsa | 3 | 2 |
| | | | | | | | | | | | | 111 H | UCF | 3 | 1 |
| | | | | | | | | | | | | 125 A | UConn | 2 | 3 |
| | | | | | | | | | | | | 125 H | UConn | 2 | 3 |
| | | | | | | | | | | | | 138 H | Memphis | 2 | 3 |
| | | | | | | | | | | | | 150 A | Houston | 3 | 0 |
| | | | | | | | | | | | | 153 A | Butler | 3 | 1 |
| | | | | | | | | | | | | 157 H | South Fla. | 3 | 1 |
| | | | | | | | | | | | | 191 H | Eastern Mich. | 0 | 3 |
| | | | | | | | | | | | | 200 H | Northern Ky. | 3 | 0 |
| | | | | | | | | | | | | 218 N | Ill.-Chicago | 3 | 1 |
| | | | | | | | | | | | | 233 N | Central Mich. | 3 | 0 |
| | | | | | | | | | | | | 235 A | Tulane | 3 | 0 |
| | | | | | | | | | | | | 254 H | East Carolina | 3 | 1 |
| | | | | | | | | | | | | 265 N | Binghamton | 3 | 0 |
| | | | | | | | | | | | | 293 H | SIUE | 3 | 0 |
| <hr/> | | | | | | | | | | | | | | | |
| | | | | LAST 10 GAMES | | | | | | | | | | | |
| | | | | 24 H SMU | 0 | 3 | 24 A SMU | 0 | 3 | | | | | | |
| | | | | 107 H Tulsa | 3 | 2 | 150 A Houston | 3 | 0 | | | | | | |
| | | | | 125 H UConn | 2 | 3 | 235 A Tulane | 3 | 0 | | | | | | |
| | | | | 101 H Temple | 3 | 1 | 157 H South Fla. | 3 | 1 | | | | | | |
| | | | | 107 A Tulsa | 3 | 2 | 111 H UCF | 3 | 1 | | | | | | |

Non-Div. I Games:

Cincinnati

| | | | | | | | | | | | | |
|-------------------|-------------|-----------|------------------------------|----------------|-------------|-------------------------|---------------|-------------|--------|--------------------|-------|---|
| Average RPI Win: | 177 | WON-LOST | WINNING | LAST 10 | STRENGTH OF | OPP. STRENGTH | TEAM | ADJ | CONF. | ADJ CONF. | | |
| Average RPI Loss: | 46 | RECORD | PCT. RANK | GAMES | SCHEDULE | OF SCHEDULE | RPI | RPI | RPI | RPI | | |
| DIV. I ONLY | | 17- 9 | .65385 | 88 | 6- 4 | 114 | 69 | 82 | .56228 | 81 | 6 | 6 |
| DIV. I NON-CONF. | | 9- 3 | .75 | 59 | 0- 0 | 190 | 132 | 86 | .55991 | 87 | 6 | 6 |
| <hr/> | | | | | | | | | | | | |
| TOTALS | RPI 1-25 | RPI 26-50 | | W-L RECORDS | | RPI 51-100 | | RPI 101-150 | | RPI 150+ | | |
| 17- 9 | 0- 3 | 0- 3 | | OVERALL | | 3- 2 | | 3- 1 | | 11- 0 | | |
| 9- 3 | 0- 1 | 0- 1 | | HOME | | 2- 1 | | 2- 0 | | 5- 0 | | |
| 4- 6 | 0- 2 | 0- 2 | | AWAY | | 1- 1 | | 1- 1 | | 2- 0 | | |
| 4- 0 | 0- 0 | 0- 0 | | NEUTRAL | | 0- 0 | | 0- 0 | | 4- 0 | | |
| <hr/> | | | | | | | | | | | | |
| 9- 3 | 0- 1 | 0- 0 | | NON-CONFERENCE | | 1- 1 | | 0- 1 | | 8- 0 | | |
| 4- 1 | 0- 0 | 0- 0 | | HOME | | 1- 1 | | 0- 0 | | 3- 0 | | |
| 1- 2 | 0- 1 | 0- 0 | | AWAY | | 0- 0 | | 0- 1 | | 1- 0 | | |
| 4- 0 | 0- 0 | 0- 0 | | NEUTRAL | | 0- 0 | | 0- 0 | | 4- 0 | | |
| <hr/> | | | | | | | | | | | | |
| 8- 6 | 0- 2 | 0- 3 | | CONFERENCE | | 2- 1 | | 3- 0 | | 3- 0 | | |
| 5- 2 | 0- 1 | 0- 1 | | HOME | | 1- 0 | | 2- 0 | | 2- 0 | | |
| 3- 4 | 0- 1 | 0- 2 | | AWAY | | 1- 1 | | 1- 0 | | 1- 0 | | |
| 0- 0 | 0- 0 | 0- 0 | | NEUTRAL | | 0- 0 | | 0- 0 | | 0- 0 | | |
| <hr/> | | | | | | | | | | | | |
| RPI S | Opponent | Score | RPI S | Opponent | Score | RPI S | Opponent | Score | RPI S | Opponent | Score | |
| 8 A | Nebraska | 0 3 | 27 H | North Carolina | 1 3 | 62 A | Syracuse | 2 3 | 116 A | Kennesaw St. | 1 3 | |
| 19 H | Louisville | 0 3 | 30 A | Miami (FL) | 1 3 | 73 H | Auburn | 3 1 | 133 A | Boston College | 3 1 | |
| 21 A | Florida St. | 0 3 | 43 A | Pittsburgh | 2 3 | 87 H | Duke | 3 0 | 133 H | Boston College | 3 2 | |
| | | | | | | 91 A | Virginia Tech | 3 1 | 143 H | North Carolina St. | 3 0 | |
| | | | | | | 92 H | Coastal Caro. | 2 3 | 152 N | UC Davis | 3 2 | |
| | | | | | | 157 N South Fla. 3 1 | | | | | | |
| | | | | | | 169 H Wake Forest 3 2 | | | | | | |
| | | | | | | 199 H Siena 3 0 | | | | | | |
| | | | | | | 202 H Notre Dame 3 0 | | | | | | |
| | | | | | | 206 A Georgia 3 0 | | | | | | |
| | | | | | | 209 A Clemson 3 0 | | | | | | |
| | | | | | | 235 N Ga. Southern 3 0 | | | | | | |
| | | | | | | 251 N Mercer 3 0 | | | | | | |
| | | | | | | 267 H UT Martin 3 0 | | | | | | |
| | | | | | | 299 H Citadel 3 0 | | | | | | |
| <hr/> | | | | | | | | | | | | |
| | | | LAST 10 GAMES | | | | | | | | | |
| | | | 169 H Wake Forest 3 2 | | | 27 H North Carolina 1 3 | | | | | | |
| | | | 87 H Duke 3 0 | | | 91 A Virginia Tech 3 1 | | | | | | |
| | | | 133 A Boston College 3 1 | | | 43 A Pittsburgh 2 3 | | | | | | |
| | | | 62 A Syracuse 2 3 | | | 202 H Notre Dame 3 0 | | | | | | |
| | | | 143 H North Carolina St. 3 0 | | | 19 H Louisville 0 3 | | | | | | |

Non-Div. I Games:

Georgia Tech

| Average RPI Win: | | 210 | WON-LOST RECORD | | WINNING PCT. RANK | | LAST 10 GAMES | | STRENGTH OF SCHEDULE | | OPP. STRENGTH OF SCHEDULE | | TEAM RPI | | ADJ RPI | | CONF. RPI | | ADJ CONF. RPI | | | | |
|-------------------|---|-------------|-----------------|-----------|-------------------|----------------|---------------|-----------------|----------------------|-------------|---------------------------|----------|----------|-----------------|-----------|-------|-----------|-----|---------------|-------------------|--|-------|---|
| Average RPI Loss: | | 31 | | | | | | | | | | | | | | | | | | | | | |
| DIV. I ONLY | | | 23- 5 | | .82143 22 | | 10- 0 | | 261 | | 107 | | 86 | | .56178 82 | | 23 | | 23 | | | | |
| DIV. I NON-CONF. | | | 11- 5 | | .6875 95 | | 1- 0 | | 163 | | 66 | | 91 | | .55705 90 | | 21 | | 21 | | | | |
| TOTALS | | RPI 1-25 | | RPI 26-50 | | W-L RECORDS | | RPI 51-100 | | RPI 101-150 | | RPI 150+ | | | | | | | | | | | |
| 23- 5 | | 0- 3 | | 1- 1 | | OVERALL | | 1- 1 | | 4- 0 | | 17- 0 | | | | | | | | | | | |
| 12- 1 | | 0- 0 | | 0- 0 | | HOME | | 1- 1 | | 3- 0 | | 8- 0 | | | | | | | | | | | |
| 6- 2 | | 0- 1 | | 0- 1 | | AWAY | | 0- 0 | | 1- 0 | | 5- 0 | | | | | | | | | | | |
| 5- 2 | | 0- 2 | | 1- 0 | | NEUTRAL | | 0- 0 | | 0- 0 | | 4- 0 | | | | | | | | | | | |
| 11- 5 | | 0- 3 | | 1- 1 | | NON-CONFERENCE | | 1- 1 | | 1- 0 | | 8- 0 | | | | | | | | | | | |
| 5- 1 | | 0- 0 | | 0- 0 | | HOME | | 1- 1 | | 1- 0 | | 3- 0 | | | | | | | | | | | |
| 1- 2 | | 0- 1 | | 0- 1 | | AWAY | | 0- 0 | | 0- 0 | | 1- 0 | | | | | | | | | | | |
| 5- 2 | | 0- 2 | | 1- 0 | | NEUTRAL | | 0- 0 | | 0- 0 | | 4- 0 | | | | | | | | | | | |
| 12- 0 | | 0- 0 | | 0- 0 | | CONFERENCE | | 0- 0 | | 3- 0 | | 9- 0 | | | | | | | | | | | |
| 7- 0 | | 0- 0 | | 0- 0 | | HOME | | 0- 0 | | 2- 0 | | 5- 0 | | | | | | | | | | | |
| 5- 0 | | 0- 0 | | 0- 0 | | AWAY | | 0- 0 | | 1- 0 | | 4- 0 | | | | | | | | | | | |
| 0- 0 | | 0- 0 | | 0- 0 | | NEUTRAL | | 0- 0 | | 0- 0 | | 0- 0 | | | | | | | | | | | |
| RPI | S | Opponent | | Score | | RPI | S | Opponent | | Score | | RPI | S | Opponent | | Score | | RPI | S | Opponent | | Score | |
| 3 | N | Texas | | 1 | 3 | 33 | N | Wichita St. | | 3 | 2 | 65 | H | Oklahoma | | 2 | 3 | 102 | H | New Mexico | | 3 | 1 |
| 16 | A | Texas A&M | | 2 | 3 | 46 | A | Arizona | | 1 | 3 | 97 | H | Denver | | 3 | 2 | 139 | A | CSU Bakersfield | | 3 | 1 |
| 25 | N | Arizona St. | | 2 | 3 | | | | | | | | | | | | | 139 | H | CSU Bakersfield | | 3 | 0 |
| | | | | | | | | | | | | | | | | | | 149 | H | Seattle | | 3 | 2 |
| | | | | | | | | | | | | | | | | | | 171 | A | UMKC | | 3 | 1 |
| | | | | | | | | | | | | | | | | | | 171 | H | UMKC | | 3 | 1 |
| | | | | | | | | | | | | | | | | | | 189 | A | Air Force | | 3 | 1 |
| | | | | | | | | | | | | | | | | | | 198 | H | Utah Valley | | 3 | 1 |
| | | | | | | | | | | | | | | | | | | 204 | H | UTEP | | 3 | 0 |
| | | | | | | | | | | | | | | | | | | 230 | N | Abilene Christian | | 3 | 0 |
| | | | | | | | | | | | | | | | | | | 237 | H | Robert Morris | | 3 | 0 |
| | | | | | | | | | | | | | | | | | | 243 | H | Brown | | 3 | 0 |
| | | | | | | | | | | | | | | | | | | 248 | N | Northeastern | | 3 | 0 |
| | | | | | | | | | | | | | | | | | | 258 | N | Montana | | 3 | 0 |
| | | | | | | | | | | | | | | | | | | 262 | A | UTRGV | | 3 | 0 |
| | | | | | | | | | | | | | | | | | | 262 | H | UTRGV | | 3 | 0 |
| | | | | | | | | | | | | | | | | | | 279 | A | Grand Canyon | | 3 | 1 |
| | | | | | | | | | | | | | | | | | | 279 | H | Grand Canyon | | 3 | 1 |
| | | | | | | | | | | | | | | | | | | 306 | A | Chicago St. | | 3 | 0 |
| | | | | | | | | | | | | | | | | | | 306 | H | Chicago St. | | 3 | 0 |
| | | | | | | | | | | | | | | | | | | 332 | N | Savannah St. | | 3 | 0 |
| | | | | | | LAST 10 GAMES | | | | | | | | | | | | | | | | | |
| | | | | | | 279 | H | Grand Canyon | | 3 | 1 | 204 | H | UTEP | | 3 | 0 | | | | | | |
| | | | | | | 139 | H | CSU Bakersfield | | 3 | 0 | 149 | H | Seattle | | 3 | 2 | | | | | | |
| | | | | | | 306 | A | Chicago St. | | 3 | 0 | 198 | H | Utah Valley | | 3 | 1 | | | | | | |
| | | | | | | 171 | A | UMKC | | 3 | 1 | 139 | A | CSU Bakersfield | | 3 | 1 | | | | | | |
| | | | | | | 262 | A | UTRGV | | 3 | 0 | 279 | A | Grand Canyon | | 3 | 1 | | | | | | |

Non-Div. I Games:

New Mexico St.

| Average RPI Win: 236 | | WON-LOST | WINNING | LAST 10 | STRENGTH OF | | OPP. STRENGTH | TEAM | ADJ | | CONF. | ADJ CONF. |
|----------------------|-----------------|----------|---------------|-------------------|-------------|---------------|-------------------|-------|---------------|----------|----------|-----------|
| Average RPI Loss: 97 | | RECORD | PCT. RANK | GAMES | SCHEDULE | | OF SCHEDULE | RPI | RPI | | RPI | RPI |
| DIV. I ONLY | | 26- 4 | .86667 | 14 | 240 | | 261 | 75 | .56165 | | 83 | 24 |
| DIV. I NON-CONF. | | 12- 4 | .75 | 59 | 235 | | 266 | 128 | .52856 | | 130 | 24 |
| TOTALS | | RPI 1-25 | RPI 26-50 | | W-L RECORDS | | RPI 51-100 | | RPI 101-150 | | RPI 150+ | |
| 26- 4 | 0- 0 | 0- 2 | | OVERALL | | 1- 1 | | 3- 0 | | 22- 1 | | |
| 14- 0 | 0- 0 | 0- 0 | | HOME | | 1- 0 | | 1- 0 | | 12- 0 | | |
| 9- 1 | 0- 0 | 0- 1 | | AWAY | | 0- 0 | | 2- 0 | | 7- 0 | | |
| 3- 3 | 0- 0 | 0- 1 | | NEUTRAL | | 0- 1 | | 0- 0 | | 3- 1 | | |
| 12- 4 | 0- 0 | 0- 2 | | NON-CONFERENCE | | 1- 1 | | 1- 0 | | 10- 1 | | |
| 6- 0 | 0- 0 | 0- 0 | | HOME | | 1- 0 | | 0- 0 | | 5- 0 | | |
| 3- 1 | 0- 0 | 0- 1 | | AWAY | | 0- 0 | | 1- 0 | | 2- 0 | | |
| 3- 3 | 0- 0 | 0- 1 | | NEUTRAL | | 0- 1 | | 0- 0 | | 3- 1 | | |
| 14- 0 | 0- 0 | 0- 0 | | CONFERENCE | | 0- 0 | | 2- 0 | | 12- 0 | | |
| 8- 0 | 0- 0 | 0- 0 | | HOME | | 0- 0 | | 1- 0 | | 7- 0 | | |
| 6- 0 | 0- 0 | 0- 0 | | AWAY | | 0- 0 | | 1- 0 | | 5- 0 | | |
| 0- 0 | 0- 0 | 0- 0 | | NEUTRAL | | 0- 0 | | 0- 0 | | 0- 0 | | |
| RPI S | Opponent | Score | RPI S | Opponent | Score | RPI S | Opponent | Score | RPI S | Opponent | Score | |
| 38 N | Northwestern | 1 3 | 54 N | Idaho St. | 0 3 | 122 A | Texas-Arlington | 3 2 | | | | |
| 45 A | Boise St. | 0 3 | 61 H | Rice | 3 1 | 130 A | Central Ark. | 3 0 | | | | |
| | | | | | | 130 H | Central Ark. | 3 0 | | | | |
| | | | | | | 154 A | Stephen F. Austin | 3 2 | | | | |
| | | | | | | 190 A | Houston Baptist | 3 0 | | | | |
| | | | | | | 190 H | Houston Baptist | 3 1 | | | | |
| | | | | | | 211 H | Sam Houston St. | 3 0 | | | | |
| | | | | | | 214 A | McNeese St. | 3 1 | | | | |
| | | | | | | 220 N | Campbell | 3 0 | | | | |
| | | | | | | 230 H | Abilene Christian | 3 1 | | | | |
| | | | | | | 239 H | New Orleans | 3 0 | | | | |
| | | | | | | 241 H | Lamar | 3 0 | | | | |
| | | | | | | 250 N | Louisiana Tech | 2 3 | | | | |
| | | | | | | 260 H | Southeastern La. | 3 0 | | | | |
| | | | | | | 262 A | UTRGV | 3 1 | | | | |
| | | | | | | 262 H | UTRGV | 3 0 | | | | |
| | | | | | | 262 H | UTRGV | 3 0 | | | | |
| | | | | | | 276 A | Northwestern St. | 3 0 | | | | |
| | | | | | | 282 H | Incarnate Word | 3 0 | | | | |
| | | | | | | 288 A | Nicholls St. | 3 0 | | | | |
| | | | | | | 302 N | Alabama St. | 3 2 | | | | |
| | | | | | | 311 H | Texas Southern | 3 0 | | | | |
| | | | | | | 311 H | Texas Southern | 3 0 | | | | |
| | | | | | | 322 A | Prairie View | 3 0 | | | | |
| | | | | | | 322 H | Prairie View | 3 0 | | | | |
| | | | | | | 331 N | Grambling | 3 0 | | | | |
| LAST 10 GAMES | | | LAST 10 GAMES | | | LAST 10 GAMES | | | LAST 10 GAMES | | | |
| 130 H | Central Ark. | 3 0 | 288 A | Nicholls St. | 3 0 | 311 H | Texas Southern | 3 0 | | | | |
| 190 H | Houston Baptist | 3 1 | 230 H | Abilene Christian | 3 1 | 322 A | Prairie View | 3 0 | | | | |
| 211 H | Sam Houston St. | 3 0 | 282 H | Incarnate Word | 3 0 | 322 H | Prairie View | 3 0 | | | | |
| 241 H | Lamar | 3 0 | 276 A | Northwestern St. | 3 0 | 331 N | Grambling | 3 0 | | | | |
| 214 A | McNeese St. | 3 1 | 154 A | Stephen F. Austin | 3 2 | | | | | | | |

Non-Div. I Games:

A&M-Corpus Christi

| Average RPI Win: | | 212 | WON-LOST RECORD | | WINNING PCT. RANK | LAST 10 GAMES | STRENGTH OF SCHEDULE | | OPP. STRENGTH OF SCHEDULE | TEAM RPI | ADJ RPI | CONF. RPI | ADJ CONF. RPI |
|-------------------|----------|----------|-----------------|----------|-------------------|---------------|----------------------|-------|---------------------------|------------------|------------|-----------|---------------|
| Average RPI Loss: | | 128 | | | | | | | | | | | |
| DIV. I ONLY | | 22- 5 | | | .81481 23 | 7- 3 | 219 | | 230 | 83 | .56137 84 | 19 | 19 |
| DIV. I NON-CONF. | | 11- 2 | | | .84615 28 | 0- 0 | 260 | | 234 | 104 | .54692 105 | 22 | 22 |
| TOTALS | | RPI 1-25 | RPI 26-50 | | W-L RECORDS | | RPI 51-100 | | RPI 101-150 | | RPI 150+ | | |
| 22- 5 | | 0- 0 | 0- 0 | | OVERALL | | 1- 0 | | 6- 5 | | 15- 0 | | |
| 13- 1 | | 0- 0 | 0- 0 | | HOME | | 0- 0 | | 4- 1 | | 9- 0 | | |
| 5- 4 | | 0- 0 | 0- 0 | | AWAY | | 1- 0 | | 1- 4 | | 3- 0 | | |
| 4- 0 | | 0- 0 | 0- 0 | | NEUTRAL | | 0- 0 | | 1- 0 | | 3- 0 | | |
| 11- 2 | | 0- 0 | 0- 0 | | NON-CONFERENCE | | 1- 0 | | 2- 2 | | 8- 0 | | |
| 5- 1 | | 0- 0 | 0- 0 | | HOME | | 0- 0 | | 0- 1 | | 5- 0 | | |
| 2- 1 | | 0- 0 | 0- 0 | | AWAY | | 1- 0 | | 1- 1 | | 0- 0 | | |
| 4- 0 | | 0- 0 | 0- 0 | | NEUTRAL | | 0- 0 | | 1- 0 | | 3- 0 | | |
| 11- 3 | | 0- 0 | 0- 0 | | CONFERENCE | | 0- 0 | | 4- 3 | | 7- 0 | | |
| 8- 0 | | 0- 0 | 0- 0 | | HOME | | 0- 0 | | 4- 0 | | 4- 0 | | |
| 3- 3 | | 0- 0 | 0- 0 | | AWAY | | 0- 0 | | 0- 3 | | 3- 0 | | |
| 0- 0 | | 0- 0 | 0- 0 | | NEUTRAL | | 0- 0 | | 0- 0 | | 0- 0 | | |
| RPI S | Opponent | Score | RPI S | Opponent | Score | RPI S | Opponent | Score | RPI S | Opponent | Score | | |
| | | | | | | 91 A | Virginia Tech | 3 2 | 115 A | Furman | 2 3 | | |
| | | | | | | | | | 115 H | Furman | 3 1 | | |
| | | | | | | | | | 116 A | Kennesaw St. | 3 0 | | |
| | | | | | | | | | 121 A | UNCG | 2 3 | | |
| | | | | | | | | | 121 H | UNCG | 3 1 | | |
| | | | | | | | | | 126 A | Mississippi St. | 1 3 | | |
| | | | | | | | | | 128 H | ETSU | 3 1 | | |
| | | | | | | | | | 134 H | Valparaiso | 2 3 | | |
| | | | | | | | | | 145 N | Liberty | 3 0 | | |
| | | | | | | | | | 146 A | Samford | 1 3 | | |
| | | | | | | | | | 146 H | Samford | 3 0 | | |
| | | | | | | | | | 174 H | Troy | 3 1 | | |
| | | | | | | | | | 212 A | Wofford | 3 0 | | |
| | | | | | | | | | 212 H | Wofford | 3 1 | | |
| | | | | | | | | | 216 N | Stetson | 3 0 | | |
| | | | | | | | | | 219 N | Middle Tenn. | 3 1 | | |
| | | | | | | | | | 222 H | Western Caro. | 3 0 | | |
| | | | | | | | | | 232 H | Eastern Ky. | 3 0 | | |
| | | | | | | | | | 251 A | Mercer | 3 1 | | |
| | | | | | | | | | 251 H | Mercer | 3 1 | | |
| | | | | | | | | | 284 H | UAB | 3 1 | | |
| | | | | | | | | | 286 H | Austin Peay | 3 0 | | |
| | | | | | | | | | 299 A | Citadel | 3 0 | | |
| | | | | | | | | | 299 H | Citadel | 3 1 | | |
| | | | | | | | | | 307 H | Gardner-Webb | 3 0 | | |
| | | | | | | | | | 334 N | Mississippi Val. | 3 0 | | |
| | | | LAST 10 GAMES | | | | | | | | | | |
| | | | | | | 115 H | Furman | 3 1 | 121 A | UNCG | 2 3 | | |
| | | | | | | 299 H | Citadel | 3 1 | 146 H | Samford | 3 0 | | |
| | | | | | | 146 A | Samford | 1 3 | 128 H | ETSU | 3 1 | | |
| | | | | | | 212 H | Wofford | 3 1 | 299 A | Citadel | 3 0 | | |
| | | | | | | 251 A | Mercer | 3 1 | 115 A | Furman | 2 3 | | |

Non-Div. I Games:

Chattanooga

| Average RPI Win: 218 | | WON-LOST RECORD | WINNING PCT. RANK | | LAST 10 GAMES | STRENGTH OF SCHEDULE | OPP. STRENGTH OF SCHEDULE | TEAM RPI | ADJ RPI | CONF. RPI | ADJ CONF. RPI | | | | | | | | | | |
|----------------------|---|--------------------|----------------------|-----------|------------------|-------------------------|------------------------------|-----------------|------------|--------------|------------------|----------|---|-----------------|--|-------|---|--|--|--|--|
| Average RPI Loss: 73 | | | | | | | | | | | | | | | | | | | | | |
| DIV. I ONLY | | 20- 9 | .68966 | 72 | 8- 2 | 108 | 188 | 84 | .56121 | 85 | 14 | 14 | | | | | | | | | |
| DIV. I NON-CONF. | | 11- 6 | .64706 | 110 | 2- 0 | 130 | 184 | 108 | .54494 | 108 | 17 | 18 | | | | | | | | | |
| <hr/> | | | | | | | | | | | | | | | | | | | | | |
| TOTALS | | RPI 1-25 | | RPI 26-50 | | W-L RECORDS | | RPI 51-100 | | RPI 101-150 | | RPI 150+ | | | | | | | | | |
| 20- 9 | | 0- 2 | | 0- 0 | | OVERALL | | 0- 4 | | 3- 3 | | 17- 0 | | | | | | | | | |
| 8- 4 | | 0- 0 | | 0- 0 | | HOME | | 0- 3 | | 1- 1 | | 7- 0 | | | | | | | | | |
| 10- 3 | | 0- 0 | | 0- 0 | | AWAY | | 0- 1 | | 1- 2 | | 9- 0 | | | | | | | | | |
| 2- 2 | | 0- 2 | | 0- 0 | | NEUTRAL | | 0- 0 | | 1- 0 | | 1- 0 | | | | | | | | | |
| <hr/> | | | | | | | | | | | | | | | | | | | | | |
| 11- 6 | | 0- 2 | | 0- 0 | | NON-CONFERENCE | | 0- 3 | | 1- 1 | | 10- 0 | | | | | | | | | |
| 4- 3 | | 0- 0 | | 0- 0 | | HOME | | 0- 3 | | 0- 0 | | 4- 0 | | | | | | | | | |
| 5- 1 | | 0- 0 | | 0- 0 | | AWAY | | 0- 0 | | 0- 1 | | 5- 0 | | | | | | | | | |
| 2- 2 | | 0- 2 | | 0- 0 | | NEUTRAL | | 0- 0 | | 1- 0 | | 1- 0 | | | | | | | | | |
| <hr/> | | | | | | | | | | | | | | | | | | | | | |
| 9- 3 | | 0- 0 | | 0- 0 | | CONFERENCE | | 0- 1 | | 2- 2 | | 7- 0 | | | | | | | | | |
| 4- 1 | | 0- 0 | | 0- 0 | | HOME | | 0- 0 | | 1- 1 | | 3- 0 | | | | | | | | | |
| 5- 2 | | 0- 0 | | 0- 0 | | AWAY | | 0- 1 | | 1- 1 | | 4- 0 | | | | | | | | | |
| 0- 0 | | 0- 0 | | 0- 0 | | NEUTRAL | | 0- 0 | | 0- 0 | | 0- 0 | | | | | | | | | |
| <hr/> | | | | | | | | | | | | | | | | | | | | | |
| RPI | S | Opponent | | Score | | RPI | S | Opponent | | Score | | RPI | S | Opponent | | Score | | | | | |
| 15 | N | Missouri | | 0 | 3 | | | | | | | | | | | | | | | | |
| 22 | N | Arkansas St. | | 1 | 3 | | | | | | | | | | | | | | | | |
| | | | | | | 56 | H | Ohio | | 1 | 3 | 104 | A | Hofstra | | 2 | 3 | | | | |
| | | | | | | 56 | H | Ohio | | 1 | 3 | 116 | A | Kennesaw St. | | 1 | 3 | | | | |
| | | | | | | 59 | A | Lipscomb | | 0 | 3 | 116 | H | Kennesaw St. | | 3 | 2 | | | | |
| | | | | | | 89 | H | Fla. Atlantic | | 1 | 3 | 136 | N | Princeton | | 3 | 1 | | | | |
| | | | | | | | | | | | | 137 | A | Jacksonville | | 3 | 2 | | | | |
| | | | | | | | | | | | | 137 | H | Jacksonville | | 2 | 3 | | | | |
| | | | | | | | | | | | | 156 | A | North Florida | | 3 | 1 | | | | |
| | | | | | | | | | | | | 156 | H | North Florida | | 3 | 1 | | | | |
| | | | | | | | | | | | | 157 | A | South Fla. | | 3 | 0 | | | | |
| | | | | | | | | | | | | 158 | A | FIU | | 3 | 1 | | | | |
| | | | | | | 208 | A | USC Upstate | | 3 | 0 | 208 | H | USC Upstate | | 3 | 0 | | | | |
| | | | | | | 216 | A | Stetson | | 3 | 1 | 216 | A | Stetson | | 3 | 1 | | | | |
| | | | | | | 216 | H | Stetson | | 3 | 1 | 235 | A | Ga. Southern | | 3 | 2 | | | | |
| | | | | | | 239 | H | New Orleans | | 3 | 0 | 268 | A | Bethune-Cookman | | 3 | 1 | | | | |
| | | | | | | 268 | H | Bethune-Cookman | | 3 | 0 | 268 | H | Bethune-Cookman | | 3 | 0 | | | | |
| | | | | | | 275 | H | Fordham | | 3 | 0 | 293 | A | NJIT | | 3 | 0 | | | | |
| | | | | | | 298 | A | Florida A&M | | 3 | 0 | 308 | H | Presbyterian | | 3 | 0 | | | | |
| | | | | | | 315 | N | Hartford | | 3 | 0 | | | | | | | | | | |
| | | | | | | LAST 10 GAMES | | | | | | 298 | A | Florida A&M | | 3 | 0 | | | | |
| | | | | | | | | | | | | 137 | A | Jacksonville | | 3 | 2 | | | | |
| | | | | | | 156 | A | North Florida | | 3 | 1 | | | | | | | | | | |
| | | | | | | 268 | H | Bethune-Cookman | | 3 | 0 | | | | | | | | | | |
| | | | | | | 208 | H | USC Upstate | | 3 | 0 | | | | | | | | | | |

Non-Div. I Games:

FGCU

| | | | | | | | | | | | | | | | | | | | | | | |
|----------------------|---|----------|-----------------|-----------|-------------------|----------------|---------------|----------------------|----------------------|-------------|---------------------------|----------|----------|-----|---------------|----------------|-----------|-------------------|---------------|---|---|---|
| Average RPI Win: | | 176 | WON-LOST RECORD | | WINNING PCT. RANK | | LAST 10 GAMES | | STRENGTH OF SCHEDULE | | OPP. STRENGTH OF SCHEDULE | | TEAM RPI | | ADJ RPI | | CONF. RPI | | ADJ CONF. RPI | | | |
| DIV. I ONLY | | | 17- 11 | | .60714 111 | | 8- 2 | | 71 | | 141 | | 85 | | .56103 86 | | 16 | | 17 | | | |
| DIV. I NON-CONF. | | | 6- 8 | | .42857 192 | | 0- 0 | | 57 | | 71 | | 129 | | .53107 128 | | 19 | | 19 | | | |
| TOTALS | | RPI 1-25 | | RPI 26-50 | | W-L RECORDS | | RPI 51-100 | | RPI 101-150 | | RPI 150+ | | | | | | | | | | |
| 17- 11 | | 0- 1 | | 0- 2 | | OVERALL | | 1- 3 | | 3- 3 | | 13- 2 | | | | | | | | | | |
| 6- 4 | | 0- 1 | | 0- 0 | | HOME | | 0- 1 | | 0- 1 | | 6- 1 | | | | | | | | | | |
| 8- 4 | | 0- 0 | | 0- 2 | | AWAY | | 1- 2 | | 1- 0 | | 6- 0 | | | | | | | | | | |
| 3- 3 | | 0- 0 | | 0- 0 | | NEUTRAL | | 0- 0 | | 2- 2 | | 1- 1 | | | | | | | | | | |
| 6- 8 | | 0- 1 | | 0- 2 | | NON-CONFERENCE | | 0- 2 | | 2- 2 | | 4- 1 | | | | | | | | | | |
| 3- 1 | | 0- 1 | | 0- 0 | | HOME | | 0- 0 | | 0- 0 | | 3- 0 | | | | | | | | | | |
| 0- 4 | | 0- 0 | | 0- 2 | | AWAY | | 0- 2 | | 0- 0 | | 0- 0 | | | | | | | | | | |
| 3- 3 | | 0- 0 | | 0- 0 | | NEUTRAL | | 0- 0 | | 2- 2 | | 1- 1 | | | | | | | | | | |
| 11- 3 | | 0- 0 | | 0- 0 | | CONFERENCE | | 1- 1 | | 1- 1 | | 9- 1 | | | | | | | | | | |
| 3- 3 | | 0- 0 | | 0- 0 | | HOME | | 0- 1 | | 0- 1 | | 3- 1 | | | | | | | | | | |
| 8- 0 | | 0- 0 | | 0- 0 | | AWAY | | 1- 0 | | 1- 0 | | 6- 0 | | | | | | | | | | |
| 0- 0 | | 0- 0 | | 0- 0 | | NEUTRAL | | 0- 0 | | 0- 0 | | 0- 0 | | | | | | | | | | |
| RPI | S | Opponent | | | Score | | RPI | S | Opponent | | | Score | | RPI | S | Opponent | | | Score | | | |
| 11 | H | Ohio St. | | | 1 | 3 | 26 | A | Loyola Marymount | | | 0 | 3 | 53 | A | Long Beach St. | | | 1 | 3 | | |
| | | | | | | | 36 | A | Michigan | | | 0 | 3 | 72 | A | Cleveland St. | | | 3 | 1 | | |
| | | | | | | | | | | | | | 72 | H | Cleveland St. | | | 2 | 3 | | | |
| | | | | | | | | | | | | | 96 | A | Kent St. | | | 1 | 3 | | | |
| | | | | | | | | | | | | | | | | 112 | N | George Washington | | | 3 | 2 |
| | | | | | | | | | | | | | | | | 130 | N | Central Ark. | | | 3 | 0 |
| | | | | | | | | | | | | | | | | 131 | N | Albany (NY) | | | 0 | 3 |
| | | | | | | | | | | | | | | | | 132 | N | Indiana St. | | | 1 | 3 |
| | | | | | | | | | | | | | | | | 134 | A | Valparaiso | | | 3 | 1 |
| | | | | | | | | | | | | | | | | 134 | H | Valparaiso | | | 0 | 3 |
| | | | | | | | | | | | | | | | | 155 | H | Dartmouth | | | 3 | 1 |
| | | | | | | | | | | | | | | | | 161 | H | Western Mich. | | | 3 | 1 |
| | | | | | | | | | | | | | | | | 162 | A | Green Bay | | | 3 | 1 |
| | | | | | | | | | | | | | | | | 162 | H | Green Bay | | | 3 | 0 |
| | | | | | | | | | | | | | | | | 164 | A | Milwaukee | | | 3 | 0 |
| | | | | | | | | | | | | | | | | 164 | H | Milwaukee | | | 2 | 3 |
| | | | | | | | | | | | | | | | | 177 | N | West Virginia | | | 2 | 3 |
| | | | | | | | | | | | | | | | | 185 | H | Eastern Ill. | | | 3 | 2 |
| | | | | | | | | | | | | | | | | 200 | A | Northern Ky. | | | 3 | 0 |
| | | | | | | | | | | | | | | | | 218 | A | Ill.-Chicago | | | 3 | 0 |
| | | | | | | | | | | | | | | | | 218 | H | Ill.-Chicago | | | 3 | 0 |
| | | | | | | | | | | | | | | | | 226 | N | Stony Brook | | | 3 | 2 |
| | | | | | | | | | | | | | | | | 228 | A | Youngstown St. | | | 3 | 0 |
| | | | | | | | | | | | | | | | | 228 | H | Youngstown St. | | | 3 | 0 |
| | | | | | | | | | | | | | | | | 245 | A | Wright St. | | | 3 | 0 |
| LAST 10 GAMES | | | | | | | | | | | | | | | | | | | | | | |
| 72 A Cleveland St. | | | | | | 3 | 1 | 164 A Milwaukee | | | | | | 3 | 0 | | | | | | | |
| 228 A Youngstown St. | | | | | | 3 | 0 | 245 A Wright St. | | | | | | 3 | 0 | | | | | | | |
| 134 H Valparaiso | | | | | | 0 | 3 | 200 A Northern Ky. | | | | | | 3 | 0 | | | | | | | |
| 218 H Ill.-Chicago | | | | | | 3 | 0 | 228 H Youngstown St. | | | | | | 3 | 0 | | | | | | | |
| 162 A Green Bay | | | | | | 3 | 1 | 72 H Cleveland St. | | | | | | 2 | 3 | | | | | | | |

Non-Div. I Games:

Oakland

■ Loss,
 ■ Non-Conf,
 S Site,
 H Home,
 A Away,
 N Neutral
 Page 87

| Average RPI Win: | | 152 | WON-LOST RECORD | | WINNING PCT. RANK | | LAST 10 GAMES | | STRENGTH OF SCHEDULE | | OPP. STRENGTH OF SCHEDULE | | TEAM RPI | | ADJ RPI | | CONF. RPI | | ADJ CONF. RPI | | | | |
|----------------------|---|-------------|-----------------|-----------|-------------------|----------------|---------------|----------------|----------------------|-------------|---------------------------|----------|----------|----------------|------------|-------|-----------|-----|---------------|--------------------|--|---|---|
| Average RPI Loss: | | 58 | | | | | | | | | | | | | | | | | | | | | |
| DIV. I ONLY | | | 13- 13 | | .5 170 | | 6- 4 | | 50 | | 52 | | 93 | | .5597 88 | | 5 | | 5 | | | | |
| DIV. I NON-CONF. | | | 6- 8 | | .42857 192 | | 0- 0 | | 90 | | 80 | | 143 | | .51495 144 | | 4 | | 4 | | | | |
| TOTALS | | RPI 1-25 | | RPI 26-50 | | W-L RECORDS | | RPI 51-100 | | RPI 101-150 | | RPI 150+ | | | | | | | | | | | |
| 13- 13 | | 1- 5 | | 2- 0 | | OVERALL | | 1- 5 | | 3- 3 | | 6- 0 | | | | | | | | | | | |
| 9- 5 | | 1- 1 | | 1- 0 | | HOME | | 1- 1 | | 1- 3 | | 5- 0 | | | | | | | | | | | |
| 4- 6 | | 0- 3 | | 1- 0 | | AWAY | | 0- 3 | | 2- 0 | | 1- 0 | | | | | | | | | | | |
| 0- 2 | | 0- 1 | | 0- 0 | | NEUTRAL | | 0- 1 | | 0- 0 | | 0- 0 | | | | | | | | | | | |
| 6- 8 | | 0- 1 | | 1- 0 | | NON-CONFERENCE | | 0- 4 | | 1- 3 | | 4- 0 | | | | | | | | | | | |
| 4- 4 | | 0- 0 | | 1- 0 | | HOME | | 0- 1 | | 0- 3 | | 3- 0 | | | | | | | | | | | |
| 2- 2 | | 0- 0 | | 0- 0 | | AWAY | | 0- 2 | | 1- 0 | | 1- 0 | | | | | | | | | | | |
| 0- 2 | | 0- 1 | | 0- 0 | | NEUTRAL | | 0- 1 | | 0- 0 | | 0- 0 | | | | | | | | | | | |
| 7- 5 | | 1- 4 | | 1- 0 | | CONFERENCE | | 1- 1 | | 2- 0 | | 2- 0 | | | | | | | | | | | |
| 5- 1 | | 1- 1 | | 0- 0 | | HOME | | 1- 0 | | 1- 0 | | 2- 0 | | | | | | | | | | | |
| 2- 4 | | 0- 3 | | 1- 0 | | AWAY | | 0- 1 | | 1- 0 | | 0- 0 | | | | | | | | | | | |
| 0- 0 | | 0- 0 | | 0- 0 | | NEUTRAL | | 0- 0 | | 0- 0 | | 0- 0 | | | | | | | | | | | |
| RPI | S | Opponent | | Score | | RPI | S | Opponent | | Score | | RPI | S | Opponent | | Score | | | | | | | |
| 13 | A | Kentucky | | 1 | 3 | 41 | A | Arkansas | | 3 | 2 | 53 | A | Long Beach St. | | 1 | 3 | 105 | A | Northern Ill. | | 3 | 1 |
| 13 | H | Kentucky | | 0 | 3 | 47 | H | Virginia | | 3 | 1 | 55 | N | UNI | | 1 | 3 | 107 | H | Tulsa | | 2 | 3 |
| 15 | A | Missouri | | 2 | 3 | | | | | | | 66 | A | Pepperdine | | 1 | 3 | 110 | H | Col. of Charleston | | 2 | 3 |
| 15 | H | Missouri | | 3 | 2 | | | | | | | 70 | H | Saint Louis | | 2 | 3 | 114 | A | LSU | | 3 | 2 |
| 16 | A | Texas A&M | | 0 | 3 | | | | | | | 98 | A | Tennessee | | 1 | 3 | 118 | H | Southern Miss. | | 2 | 3 |
| 20 | N | Western Ky. | | 0 | 3 | | | | | | | 98 | H | Tennessee | | 3 | 1 | 126 | H | Mississippi St. | | 3 | 1 |
| | | | | | | | | | | | | | | | | | | 172 | H | South Carolina | | 3 | 1 |
| | | | | | | | | | | | | | | | | | | 174 | H | Troy | | 3 | 0 |
| | | | | | | | | | | | | | | | | | | 206 | H | Georgia | | 3 | 0 |
| | | | | | | | | | | | | | | | | | | 276 | H | Northwestern St. | | 3 | 0 |
| | | | | | | | | | | | | | | | | | | 296 | A | Cal St. Fullerton | | 3 | 2 |
| | | | | | | | | | | | | | | | | | | 302 | H | Alabama St. | | 3 | 0 |
| LAST 10 GAMES | | | | | | | | | | | | | | | | | | | | | | | |
| 172 H South Carolina | | | | | | 3 | 1 | 13 H Kentucky | | | | | | 0 | 3 | | | | | | | | |
| 98 H Tennessee | | | | | | 3 | 1 | 114 A LSU | | | | | | 3 | 2 | | | | | | | | |
| 41 A Arkansas | | | | | | 3 | 2 | 16 A Texas A&M | | | | | | 0 | 3 | | | | | | | | |
| 15 A Missouri | | | | | | 2 | 3 | 15 H Missouri | | | | | | 3 | 2 | | | | | | | | |
| 206 H Georgia | | | | | | 3 | 0 | 13 A Kentucky | | | | | | 1 | 3 | | | | | | | | |

Non-Div. I Games:

Alabama

| Average RPI Win: | 189 | WON-LOST RECORD | WINNING PCT. RANK | LAST 10 GAMES | STRENGTH OF SCHEDULE | OPP. STRENGTH OF SCHEDULE | TEAM RPI | ADJ RPI | CONF. RPI | ADJ CONF. RPI | | |
|------------------|-------------|-----------------|-------------------|----------------|----------------------|---------------------------|-------------|-------------|-----------|-----------------|-----|----|
| DIV. I ONLY | | 16- 10 | .61538 | 103 | 6- 4 | 79 | 161 | 87 | .55861 | 89 | 11 | 11 |
| DIV. I NON-CONF. | | 8- 4 | .66667 | 98 | 0- 0 | 113 | 194 | 92 | .55518 | 92 | 12 | 12 |
| <hr/> | | | | | | | | | | | | |
| TOTALS | RPI 1-25 | RPI 26-50 | | W-L RECORDS | | RPI 51-100 | | RPI 101-150 | | RPI 150+ | | |
| 16- 10 | 0- 2 | 0- 0 | | OVERALL | | 3- 4 | | 2- 0 | | 11- 4 | | |
| 9- 3 | 0- 1 | 0- 0 | | HOME | | 1- 1 | | 1- 0 | | 7- 1 | | |
| 5- 4 | 0- 1 | 0- 0 | | AWAY | | 2- 1 | | 1- 0 | | 2- 2 | | |
| 2- 3 | 0- 0 | 0- 0 | | NEUTRAL | | 0- 2 | | 0- 0 | | 2- 1 | | |
| <hr/> | | | | | | | | | | | | |
| 8- 4 | 0- 0 | 0- 0 | | NON-CONFERENCE | | 2- 2 | | 0- 0 | | 6- 2 | | |
| 4- 0 | 0- 0 | 0- 0 | | HOME | | 0- 0 | | 0- 0 | | 4- 0 | | |
| 2- 1 | 0- 0 | 0- 0 | | AWAY | | 2- 0 | | 0- 0 | | 0- 1 | | |
| 2- 3 | 0- 0 | 0- 0 | | NEUTRAL | | 0- 2 | | 0- 0 | | 2- 1 | | |
| <hr/> | | | | | | | | | | | | |
| 8- 6 | 0- 2 | 0- 0 | | CONFERENCE | | 1- 2 | | 2- 0 | | 5- 2 | | |
| 5- 3 | 0- 1 | 0- 0 | | HOME | | 1- 1 | | 1- 0 | | 3- 1 | | |
| 3- 3 | 0- 1 | 0- 0 | | AWAY | | 0- 1 | | 1- 0 | | 2- 1 | | |
| 0- 0 | 0- 0 | 0- 0 | | NEUTRAL | | 0- 0 | | 0- 0 | | 0- 0 | | |
| <hr/> | | | | | | | | | | | | |
| RPI S | Opponent | Score | | RPI S | Opponent | Score | | RPI S | Opponent | Score | | |
| 20 A | Western Ky. | 0 3 | | | | 56 N | Ohio | 1 3 | 118 A | Southern Miss. | 3 1 | |
| 20 H | Western Ky. | 0 3 | | | | 59 A | Lipscomb | 3 0 | 118 H | Southern Miss. | 3 1 | |
| | | | | | | 61 A | Rice | 0 3 | 156 A | North Florida | 2 3 | |
| | | | | | | 66 N | Pepperdine | 1 3 | 158 A | FIU | 1 3 | |
| | | | | | | 77 H | UTSA | 1 3 | 158 H | FIU | 2 3 | |
| | | | | | | 85 A | FGCU | 3 1 | 168 H | Marshall | 3 0 | |
| | | | | | | 100 H | North Texas | 3 2 | 188 N | Ball St. | 0 3 | |
| | | | | | | | | | 195 H | Charlotte | 3 0 | |
| | | | | | | | | | 204 H | UTEP | 3 0 | |
| | | | | | | | | | 216 H | Stetson | 3 0 | |
| | | | | | | | | | 219 A | Middle Tenn. | 3 0 | |
| | | | | | | | | | 220 N | Campbell | 3 0 | |
| | | | | | | | | | 235 H | Ga. Southern | 3 0 | |
| | | | | | | | | | 265 H | Binghamton | 3 0 | |
| | | | | | | | | | 268 H | Bethune-Cookman | 3 0 | |
| | | | | | | | | | 268 N | Bethune-Cookman | 3 0 | |
| | | | | | | | | | 284 A | UAB | 3 0 | |
| <hr/> | | | | | | | | | | | | |
| LAST 10 GAMES | | | | | | | | | | | | |
| 20 H | Western Ky. | 0 3 | | 118 H | Southern Miss. | 3 1 | | | | | | |
| 100 H | North Texas | 3 2 | | 219 A | Middle Tenn. | 3 0 | | | | | | |
| 77 H | UTSA | 1 3 | | 284 A | UAB | 3 0 | | | | | | |
| 20 A | Western Ky. | 0 3 | | 195 H | Charlotte | 3 0 | | | | | | |
| 158 H | FIU | 2 3 | | 168 H | Marshall | 3 0 | | | | | | |

Non-Div. I Games:

Fla. Atlantic

| Average RPI Win: | | 176 | WON-LOST RECORD | | WINNING PCT. RANK | | LAST 10 GAMES | | STRENGTH OF SCHEDULE | | OPP. STRENGTH OF SCHEDULE | | TEAM RPI | | ADJ RPI | | CONF. RPI | | ADJ CONF. RPI | | | |
|------------------|---|---------------------|-----------------|-----------|-------------------|----------------|---------------|---------------------|----------------------|-------------|---------------------------|----------|----------|-------------|---------|-------|-----------|-----|---------------|------------------|---|---|
| DIV. I ONLY | | | 14- 12 | | .53846 | 143 | 2- 8 | | 65 | | 60 | | 88 | | .55808 | 90 | 3 | | 3 | | | |
| DIV. I NON-CONF. | | | 11- 1 | | .91667 | 12 | 0- 0 | | 228 | | 215 | | 62 | | .5797 | 65 | 2 | | 2 | | | |
| TOTALS | | RPI 1-25 | | RPI 26-50 | | W-L RECORDS | | RPI 51-100 | | RPI 101-150 | | RPI 150+ | | | | | | | | | | |
| 14- 12 | | 1- 7 | | 0- 2 | | OVERALL | | 0- 1 | | 5- 0 | | 8- 2 | | | | | | | | | | |
| 6- 5 | | 1- 3 | | 0- 1 | | HOME | | 0- 1 | | 2- 0 | | 3- 0 | | | | | | | | | | |
| 2- 7 | | 0- 4 | | 0- 1 | | AWAY | | 0- 0 | | 0- 0 | | 2- 2 | | | | | | | | | | |
| 6- 0 | | 0- 0 | | 0- 0 | | NEUTRAL | | 0- 0 | | 3- 0 | | 3- 0 | | | | | | | | | | |
| 11- 1 | | 0- 0 | | 0- 0 | | NON-CONFERENCE | | 0- 0 | | 3- 0 | | 8- 1 | | | | | | | | | | |
| 3- 0 | | 0- 0 | | 0- 0 | | HOME | | 0- 0 | | 0- 0 | | 3- 0 | | | | | | | | | | |
| 2- 1 | | 0- 0 | | 0- 0 | | AWAY | | 0- 0 | | 0- 0 | | 2- 1 | | | | | | | | | | |
| 6- 0 | | 0- 0 | | 0- 0 | | NEUTRAL | | 0- 0 | | 3- 0 | | 3- 0 | | | | | | | | | | |
| 3- 11 | | 1- 7 | | 0- 2 | | CONFERENCE | | 0- 1 | | 2- 0 | | 0- 1 | | | | | | | | | | |
| 3- 5 | | 1- 3 | | 0- 1 | | HOME | | 0- 1 | | 2- 0 | | 0- 0 | | | | | | | | | | |
| 0- 6 | | 0- 4 | | 0- 1 | | AWAY | | 0- 0 | | 0- 0 | | 0- 1 | | | | | | | | | | |
| 0- 0 | | 0- 0 | | 0- 0 | | NEUTRAL | | 0- 0 | | 0- 0 | | 0- 0 | | | | | | | | | | |
| RPI | S | Opponent | | Score | | RPI | S | Opponent | | Score | | RPI | S | Opponent | | Score | | | | | | |
| 2 | A | Southern California | | 0 | 3 | 46 | A | Arizona | | 1 | 3 | 68 | H | Oregon | | 1 | 3 | 124 | H | Utah | 3 | 0 |
| 2 | H | Southern California | | 2 | 3 | 46 | H | Arizona | | 2 | 3 | | | | | | | 127 | N | UC Irvine | 3 | 0 |
| 7 | H | Washington | | 2 | 3 | | | | | | | | | | | | | 128 | N | ETSU | 3 | 0 |
| 10 | A | UCLA | | 0 | 3 | | | | | | | | | | | | | 141 | H | Oregon St. | 3 | 1 |
| 10 | H | UCLA | | 1 | 3 | | | | | | | | | | | | | 149 | N | Seattle | 3 | 0 |
| 12 | A | Stanford | | 0 | 3 | | | | | | | | | | | | | 159 | A | California | 0 | 3 |
| 25 | A | Arizona St. | | 1 | 3 | | | | | | | | | | | | | 160 | A | Texas Tech | 3 | 0 |
| 25 | H | Arizona St. | | 3 | 0 | | | | | | | | | | | | | 173 | A | Idaho | 3 | 0 |
| | | | | | | | | | | | | | | | | | | 188 | H | Ball St. | 3 | 0 |
| | | | | | | | | | | | | | | | | | | 198 | H | Utah Valley | 3 | 1 |
| | | | | | | | | | | | | | | | | | | 223 | A | Radford | 1 | 3 |
| | | | | | | | | | | | | | | | | | | 228 | N | Portland St. | 3 | 0 |
| | | | | | | | | | | | | | | | | | | 263 | N | Elon | 3 | 0 |
| | | | | | | | | | | | | | | | | | | 276 | N | Northwestern St. | 3 | 0 |
| | | | | | | | | | | | | | | | | | | 281 | H | Morehead St. | 3 | 0 |
| LAST 10 GAMES | | | | | | | | | | | | | | | | | | | | | | |
| | | | | | | 25 | A | Arizona St. | | 1 | 3 | 12 | A | Stanford | | 0 | 3 | | | | | |
| | | | | | | 46 | A | Arizona | | 1 | 3 | 68 | H | Oregon | | 1 | 3 | | | | | |
| | | | | | | 2 | H | Southern California | | 2 | 3 | 141 | H | Oregon St. | | 3 | 1 | | | | | |
| | | | | | | 10 | H | UCLA | | 1 | 3 | 25 | H | Arizona St. | | 3 | 0 | | | | | |
| | | | | | | 159 | A | California | | 0 | 3 | 46 | H | Arizona | | 2 | 3 | | | | | |

Non-Div. I Games:

Washington St.

| Average RPI Win: | 163 | WON-LOST | WINNING | LAST 10 | STRENGTH OF | OPP. STRENGTH | TEAM | ADJ | CONF. | ADJ CONF. | |
|-------------------|-------------|------------------|-----------|----------------|------------------|---------------|--------------|------------------|-------|--------------------|-------|
| Average RPI Loss: | 55 | RECORD | PCT. RANK | GAMES | SCHEDULE | OF SCHEDULE | RPI | RPI | RPI | RPI | |
| DIV. I ONLY | 15- 11 | .57692 | 123 | 4- 6 | 87 | 64 | 94 | .55788 | 91 | 6 | 6 |
| DIV. I NON-CONF. | 9- 3 | .75 | 59 | 0- 0 | 122 | 118 | 63 | .58099 | 63 | 6 | 6 |
| <hr/> | | | | | | | | | | | |
| TOTALS | RPI 1-25 | RPI 26-50 | | W-L RECORDS | | RPI 51-100 | | RPI 101-150 | | RPI 150+ | |
| 15- 11 | 0- 2 | 2- 4 | | OVERALL | | 0- 5 | | 5- 0 | | 8- 0 | |
| 8- 5 | 0- 1 | 1- 2 | | HOME | | 0- 2 | | 3- 0 | | 4- 0 | |
| 4- 5 | 0- 1 | 1- 1 | | AWAY | | 0- 3 | | 1- 0 | | 2- 0 | |
| 3- 1 | 0- 0 | 0- 1 | | NEUTRAL | | 0- 0 | | 1- 0 | | 2- 0 | |
| <hr/> | | | | | | | | | | | |
| 9- 3 | 0- 0 | 1- 1 | | NON-CONFERENCE | | 0- 2 | | 3- 0 | | 5- 0 | |
| 5- 1 | 0- 0 | 0- 0 | | HOME | | 0- 1 | | 2- 0 | | 3- 0 | |
| 1- 1 | 0- 0 | 1- 0 | | AWAY | | 0- 1 | | 0- 0 | | 0- 0 | |
| 3- 1 | 0- 0 | 0- 1 | | NEUTRAL | | 0- 0 | | 1- 0 | | 2- 0 | |
| <hr/> | | | | | | | | | | | |
| 6- 8 | 0- 2 | 1- 3 | | CONFERENCE | | 0- 3 | | 2- 0 | | 3- 0 | |
| 3- 4 | 0- 1 | 1- 2 | | HOME | | 0- 1 | | 1- 0 | | 1- 0 | |
| 3- 4 | 0- 1 | 0- 1 | | AWAY | | 0- 2 | | 1- 0 | | 2- 0 | |
| 0- 0 | 0- 0 | 0- 0 | | NEUTRAL | | 0- 0 | | 0- 0 | | 0- 0 | |
| <hr/> | | | | | | | | | | | |
| RPI S | Opponent | Score | RPI S | Opponent | Score | RPI S | Opponent | Score | RPI S | Opponent | Score |
| 19 A | Louisville | 0 3 | 27 H | North Carolina | 1 3 | 62 A | Syracuse | 2 3 | 123 N | Miami (OH) | 3 1 |
| 21 H | Florida St. | 0 3 | 30 H | Miami (FL) | 2 3 | 81 H | Georgia Tech | 1 3 | 128 H | ETSU | 3 0 |
| | | | 43 H | Pittsburgh | 3 1 | 84 H | Chattanooga | 2 3 | 133 A | Boston College | 3 0 |
| | | | 47 A | Virginia | 1 3 | 87 A | Duke | 1 3 | 143 H | North Carolina St. | 3 1 |
| | | | 49 A | Michigan St. | 3 1 | 94 A | Indiana | 0 3 | 145 H | Liberty | 3 1 |
| | | | 50 N | Northern Ariz. | 2 3 | | | | 153 N | Butler | 3 1 |
| | | | | | | | | | 169 A | Wake Forest | 3 1 |
| | | | | | | | | | 202 A | Notre Dame | 3 0 |
| | | | | | | | | | 203 H | LIU Brooklyn | 3 0 |
| | | | | | | | | | 209 H | Clemson | 3 0 |
| | | | | | | | | | 219 H | Middle Tenn. | 3 0 |
| | | | | | | | | | 257 N | Bowling Green | 3 1 |
| | | | | | | | | | 263 H | Elon | 3 0 |
| <hr/> | | | | | | | | | | | |
| LAST 10 GAMES | | | | | | | | | | | |
| 19 A | Louisville | 0 3 | 169 A | Wake Forest | 3 1 | | | | | | |
| 202 A | Notre Dame | 3 0 | 81 H | Georgia Tech | 1 3 | | | | | | |
| 21 H | Florida St. | 0 3 | 209 H | Clemson | 3 0 | | | | | | |
| 30 H | Miami (FL) | 2 3 | 62 A | Syracuse | 2 3 | | | | | | |
| 87 A | Duke | 1 3 | 133 A | Boston College | 3 0 | | | | | | |

Non-Div. I Games:

Virginia Tech

| Average RPI Win: | 232 | WON-LOST RECORD | WINNING PCT. RANK | LAST 10 GAMES | STRENGTH OF SCHEDULE | OPP. STRENGTH OF SCHEDULE | TEAM RPI | ADJ RPI | CONF. RPI | ADJ CONF. RPI | | | | | |
|----------------------|-------------|-----------------|-------------------|----------------|----------------------|---------------------------|--------------|----------------------|-----------|---------------|----------------|-----|--|--|--|
| Average RPI Loss: | 51 | | | | | | | | | | | | | | |
| DIV. I ONLY | | 20- 4 | .83333 | 17 | 10- 0 | 260 | 209 | 89 | .55632 | 92 | 26 | 26 | | | |
| DIV. I NON-CONF. | | 8- 4 | .66667 | 98 | 0- 0 | 186 | 72 | 109 | .54481 | 109 | 27 | 27 | | | |
| <hr/> | | | | | | | | | | | | | | | |
| TOTALS | RPI 1-25 | RPI 26-50 | | W-L RECORDS | | RPI 51-100 | | RPI 101-150 | | RPI 150+ | | | | | |
| 20- 4 | 0- 1 | 0- 0 | | OVERALL | | 2- 3 | | 1- 0 | | 17- 0 | | | | | |
| 8- 0 | 0- 0 | 0- 0 | | HOME | | 1- 0 | | 0- 0 | | 7- 0 | | | | | |
| 8- 3 | 0- 1 | 0- 0 | | AWAY | | 1- 2 | | 1- 0 | | 6- 0 | | | | | |
| 4- 1 | 0- 0 | 0- 0 | | NEUTRAL | | 0- 1 | | 0- 0 | | 4- 0 | | | | | |
| <hr/> | | | | | | | | | | | | | | | |
| 8- 4 | 0- 1 | 0- 0 | | NON-CONFERENCE | | 2- 3 | | 0- 0 | | 6- 0 | | | | | |
| 1- 0 | 0- 0 | 0- 0 | | HOME | | 1- 0 | | 0- 0 | | 0- 0 | | | | | |
| 3- 3 | 0- 1 | 0- 0 | | AWAY | | 1- 2 | | 0- 0 | | 2- 0 | | | | | |
| 4- 1 | 0- 0 | 0- 0 | | NEUTRAL | | 0- 1 | | 0- 0 | | 4- 0 | | | | | |
| <hr/> | | | | | | | | | | | | | | | |
| 12- 0 | 0- 0 | 0- 0 | | CONFERENCE | | 0- 0 | | 1- 0 | | 11- 0 | | | | | |
| 7- 0 | 0- 0 | 0- 0 | | HOME | | 0- 0 | | 0- 0 | | 7- 0 | | | | | |
| 5- 0 | 0- 0 | 0- 0 | | AWAY | | 0- 0 | | 1- 0 | | 4- 0 | | | | | |
| 0- 0 | 0- 0 | 0- 0 | | NEUTRAL | | 0- 0 | | 0- 0 | | 0- 0 | | | | | |
| <hr/> | | | | | | | | | | | | | | | |
| RPI S | Opponent | Score | | RPI S | Opponent | Score | | RPI S | Opponent | Score | | | | | |
| 21 A | Florida St. | 0 | 3 | | | 57 A | Iowa | 0 | 3 | 145 A | Liberty | 3 0 | | | |
| | | | | | | 57 A | Iowa | 0 | 3 | 172 A | South Carolina | 3 1 | | | |
| | | | | | | 64 H | UNCW | 3 | 1 | 182 H | High Point | 3 1 | | | |
| | | | | | | 67 N | Xavier | 2 | 3 | 193 N | Drake | 3 0 | | | |
| | | | | | | 81 A | Georgia Tech | 3 | 2 | 199 N | Siena | 3 0 | | | |
| | | | | | | | | | | 220 H | Campbell | 3 0 | | | |
| | | | | | | | | | | 223 A | Radford | 3 0 | | | |
| | | | | | | | | | | 253 A | Winthrop | 3 0 | | | |
| | | | | | | | | | | 253 H | Winthrop | 3 0 | | | |
| | | | | | | | | | | 256 H | UNC Asheville | 3 0 | | | |
| | | | | | | | | | | 267 N | UT Martin | 3 0 | | | |
| | | | | | | | | | | 298 A | Florida A&M | 3 0 | | | |
| | | | | | | | | | | 299 N | Citadel | 3 1 | | | |
| | | | | | | | | | | 307 H | Gardner-Webb | 3 0 | | | |
| | | | | | | | | | | 308 A | Presbyterian | 3 0 | | | |
| | | | | | | | | | | 308 H | Presbyterian | 3 0 | | | |
| | | | | | | | | | | 309 A | Charleston So. | 3 0 | | | |
| | | | | | | | | | | 309 H | Charleston So. | 3 0 | | | |
| <hr/> | | | | | | | | | | | | | | | |
| LAST 10 GAMES | | | | | | | | | | | | | | | |
| 309 A Charleston So. | | | | 3 0 | | | | 145 A Liberty | | | | 3 0 | | | |
| 308 H Presbyterian | | | | 3 0 | | | | 223 A Radford | | | | 3 0 | | | |
| 253 H Winthrop | | | | 3 0 | | | | 309 H Charleston So. | | | | 3 0 | | | |
| 256 H UNC Asheville | | | | 3 0 | | | | 220 H Campbell | | | | 3 0 | | | |
| 307 H Gardner-Webb | | | | 3 0 | | | | 182 H High Point | | | | 3 1 | | | |

Non-Div. I Games:

Coastal Caro.

| Average RPI Win: 214 | | WON-LOST | WINNING | LAST 10 | STRENGTH OF | | OPP. STRENGTH | TEAM | ADJ | CONF. | ADJ CONF. |
|----------------------|----------|----------|-------------------------|----------------|-------------|------------------|---------------|-------|-------------------------|----------|-----------|
| Average RPI Loss: 90 | | RECORD | PCT. RANK | GAMES | SCHEDULE | | OF SCHEDULE | RPI | RPI | RPI | RPI |
| DIV. I ONLY | | 18- 7 | .72 | 54 | 7- 3 | | 155 | 194 | 90 | .55615 | 93 |
| DIV. I NON-CONF. | | 10- 3 | .76923 | 50 | 1- 0 | | 185 | 213 | 88 | .55753 | 88 |
| TOTALS | | RPI 1-25 | RPI 26-50 | | W-L RECORDS | | RPI 51-100 | | RPI 101-150 | | RPI 150+ |
| 18- 7 | 0- 0 | 0- 2 | | OVERALL | | 1- 3 | | 3- 0 | | 14- 2 | |
| 8- 2 | 0- 0 | 0- 1 | | HOME | | 1- 0 | | 0- 0 | | 7- 1 | |
| 5- 3 | 0- 0 | 0- 1 | | AWAY | | 0- 1 | | 1- 0 | | 4- 1 | |
| 5- 2 | 0- 0 | 0- 0 | | NEUTRAL | | 0- 2 | | 2- 0 | | 3- 0 | |
| 10- 3 | 0- 0 | 0- 0 | | NON-CONFERENCE | | 0- 2 | | 2- 0 | | 8- 1 | |
| 3- 0 | 0- 0 | 0- 0 | | HOME | | 0- 0 | | 0- 0 | | 3- 0 | |
| 2- 1 | 0- 0 | 0- 0 | | AWAY | | 0- 0 | | 0- 0 | | 2- 1 | |
| 5- 2 | 0- 0 | 0- 0 | | NEUTRAL | | 0- 2 | | 2- 0 | | 3- 0 | |
| 8- 4 | 0- 0 | 0- 2 | | CONFERENCE | | 1- 1 | | 1- 0 | | 6- 1 | |
| 5- 2 | 0- 0 | 0- 1 | | HOME | | 1- 0 | | 0- 0 | | 4- 1 | |
| 3- 2 | 0- 0 | 0- 1 | | AWAY | | 0- 1 | | 1- 0 | | 2- 0 | |
| 0- 0 | 0- 0 | 0- 0 | | NEUTRAL | | 0- 0 | | 0- 0 | | 0- 0 | |
| RPI S | Opponent | Score | RPI S | Opponent | Score | RPI S | Opponent | Score | RPI S | Opponent | Score |
| | | | 35 A Dayton | 2 | 3 | 61 N Rice | 1 | 3 | 112 A George Washington | 3 | 2 |
| | | | 35 H Dayton | 2 | 3 | 62 N Syracuse | 0 | 3 | 117 N Army West Point | 3 | 1 |
| | | | | | | 70 A Saint Louis | 2 | 3 | 125 N UConn | 3 | 1 |
| | | | | | | 70 H Saint Louis | 3 | 2 | 163 H Lehigh | 3 | 2 |
| | | | | | | | | | 178 H VCU | 3 | 1 |
| | | | | | | | | | 181 A Yale | 1 | 3 |
| | | | | | | | | | 186 H Duquesne | 1 | 3 |
| | | | | | | | | | 201 N UC Santa Barbara | 3 | 2 |
| | | | | | | | | | 217 A George Mason | 3 | 1 |
| | | | | | | | | | 224 H Sacred Heart | 3 | 1 |
| | | | | | | | | | 226 A Stony Brook | 3 | 1 |
| | | | | | | | | | 243 A Brown | 3 | 0 |
| | | | | | | | | | 255 N Columbia | 3 | 0 |
| | | | | | | | | | 261 H Davidson | 3 | 0 |
| | | | | | | | | | 275 A Fordham | 3 | 1 |
| | | | | | | | | | 275 H Fordham | 3 | 1 |
| | | | | | | | | | 297 H La Salle | 3 | 0 |
| | | | | | | | | | 303 H Canisius | 3 | 0 |
| | | | | | | | | | 315 N Hartford | 3 | 0 |
| LAST 10 GAMES | | | 275 A Fordham | 3 | 1 | 275 H Fordham | 3 | 1 | | | |
| | | | 70 H Saint Louis | 3 | 2 | 243 A Brown | 3 | 0 | | | |
| | | | 35 H Dayton | 2 | 3 | 186 H Duquesne | 1 | 3 | | | |
| | | | 217 A George Mason | 3 | 1 | 297 H La Salle | 3 | 0 | | | |
| | | | 112 A George Washington | 3 | 2 | 35 A Dayton | 2 | 3 | | | |

Non-Div. I Games:

Rhode Island

| Average RPI Win: 195 | | WON-LOST | WINNING | LAST 10 | STRENGTH OF | | OPP. STRENGTH | TEAM | ADJ | CONF. | ADJ CONF. |
|----------------------|----------|----------|-----------|------------------|-------------|-------|-------------------|-------|-------------|----------------------|-----------|
| Average RPI Loss: 68 | | RECORD | PCT. RANK | GAMES | SCHEDULE | | OF SCHEDULE | RPI | RPI | RPI | RPI |
| DIV. I ONLY | | 17-6 | .73913 | 50 | 201 | | 106 | 92 | .55582 | 95 | 13 |
| DIV. I NON-CONF. | | 8-3 | .72727 | 72 | 135 | | 155 | 79 | .56559 | 80 | 9 |
| TOTALS | | RPI 1-25 | RPI 26-50 | | W-L RECORDS | | RPI 51-100 | | RPI 101-150 | | RPI 150+ |
| 17-6 | 0-0 | 0-3 | | OVERALL | | 2-1 | | 3-1 | | 12-1 | |
| 7-2 | 0-0 | 0-1 | | HOME | | 1-0 | | 2-0 | | 4-1 | |
| 5-4 | 0-0 | 0-2 | | AWAY | | 0-1 | | 1-1 | | 4-0 | |
| 5-0 | 0-0 | 0-0 | | NEUTRAL | | 1-0 | | 0-0 | | 4-0 | |
| 8-3 | 0-0 | 0-2 | | NON-CONFERENCE | | 1-0 | | 1-1 | | 6-0 | |
| 1-1 | 0-0 | 0-1 | | HOME | | 0-0 | | 1-0 | | 0-0 | |
| 2-2 | 0-0 | 0-1 | | AWAY | | 0-0 | | 0-1 | | 2-0 | |
| 5-0 | 0-0 | 0-0 | | NEUTRAL | | 1-0 | | 0-0 | | 4-0 | |
| 9-3 | 0-0 | 0-1 | | CONFERENCE | | 1-1 | | 2-0 | | 6-1 | |
| 6-1 | 0-0 | 0-0 | | HOME | | 1-0 | | 1-0 | | 4-1 | |
| 3-2 | 0-0 | 0-1 | | AWAY | | 0-1 | | 1-0 | | 2-0 | |
| 0-0 | 0-0 | 0-0 | | NEUTRAL | | 0-0 | | 0-0 | | 0-0 | |
| RPI S | Opponent | Score | RPI S | Opponent | Score | RPI S | Opponent | Score | RPI S | Opponent | Score |
| | | | 26 H | Loyola Marymount | 1 3 | 53 A | Long Beach St. | 2 3 | 109 A | Portland | 2 3 |
| | | | 32 A | Hawaii | 0 3 | 53 H | Long Beach St. | 3 1 | 127 A | UC Irvine | 3 0 |
| | | | 37 A | Baylor | 1 3 | 78 N | Sacramento St. | 3 1 | 127 H | UC Irvine | 3 2 |
| | | | | | | | | | 144 H | San Diego St. | 3 0 |
| | | | | | | | | | 152 H | UC Davis | 2 3 |
| | | | | | | | | | 173 N | Idaho | 3 1 |
| | | | | | | | | | 201 A | UC Santa Barbara | 3 1 |
| | | | | | | | | | 201 H | UC Santa Barbara | 3 1 |
| | | | | | | | | | 205 A | Fresno St. | 3 2 |
| | | | | | | | | | 211 N | Sam Houston St. | 3 0 |
| | | | | | | | | | 221 A | CSUN | 3 0 |
| | | | | | | | | | 221 H | CSUN | 3 0 |
| | | | | | | | | | 225 A | San Jose St. | 3 1 |
| | | | | | | | | | 231 H | UC Riverside | 3 0 |
| | | | | | | | | | 280 N | Coppin St. | 3 0 |
| | | | | | | | | | 296 H | Cal St. Fullerton | 3 0 |
| | | | | | | | | | 314 N | St. Francis Brooklyn | 3 0 |
| LAST 10 GAMES | | | | | | | | | | | |
| | | | 152 H | UC Davis | 2 3 | 231 H | UC Riverside | 3 0 | | | |
| | | | 127 H | UC Irvine | 3 2 | 296 H | Cal St. Fullerton | 3 0 | | | |
| | | | 201 A | UC Santa Barbara | 3 1 | 201 H | UC Santa Barbara | 3 1 | | | |
| | | | 53 A | Long Beach St. | 2 3 | 127 A | UC Irvine | 3 0 | | | |
| | | | 221 A | CSUN | 3 0 | 221 H | CSUN | 3 0 | | | |

Non-Div. I Games:

Cal Poly

| Average RPI Win: | | 188 | WON-LOST RECORD | | WINNING PCT. RANK | | LAST 10 GAMES | | STRENGTH OF SCHEDULE | | OPP. STRENGTH OF SCHEDULE | | TEAM RPI | | ADJ RPI | | CONF. RPI | | ADJ CONF. RPI | | | | |
|------------------|---|-----------|-----------------|-----------|-------------------|----------------|---------------|---------------|----------------------|-------------|---------------------------|----------|----------|----------------|------------|-------|-----------|-----|---------------|---------------|--|-----|--|
| DIV. I ONLY | | | 17- 9 | | .65385 88 | | 9- 1 | | 112 | | 156 | | 95 | | .55394 96 | | 20 | | 20 | | | | |
| DIV. I NON-CONF. | | | 6- 6 | | .5 163 | | 0- 0 | | 54 | | 123 | | 103 | | .54711 104 | | 15 | | 15 | | | | |
| TOTALS | | RPI 1-25 | | RPI 26-50 | | W-L RECORDS | | RPI 51-100 | | RPI 101-150 | | RPI 150+ | | | | | | | | | | | |
| 17- 9 | | 0- 1 | | 0- 1 | | OVERALL | | 2- 2 | | 3- 4 | | 12- 1 | | | | | | | | | | | |
| 6- 3 | | 0- 0 | | 0- 0 | | HOME | | 1- 1 | | 1- 2 | | 4- 0 | | | | | | | | | | | |
| 7- 4 | | 0- 1 | | 0- 0 | | AWAY | | 1- 1 | | 2- 1 | | 4- 1 | | | | | | | | | | | |
| 4- 2 | | 0- 0 | | 0- 1 | | NEUTRAL | | 0- 0 | | 0- 1 | | 4- 0 | | | | | | | | | | | |
| 6- 6 | | 0- 1 | | 0- 1 | | NON-CONFERENCE | | 1- 1 | | 1- 3 | | 4- 0 | | | | | | | | | | | |
| 2- 1 | | 0- 0 | | 0- 0 | | HOME | | 1- 0 | | 1- 1 | | 0- 0 | | | | | | | | | | | |
| 0- 3 | | 0- 1 | | 0- 0 | | AWAY | | 0- 1 | | 0- 1 | | 0- 0 | | | | | | | | | | | |
| 4- 2 | | 0- 0 | | 0- 1 | | NEUTRAL | | 0- 0 | | 0- 1 | | 4- 0 | | | | | | | | | | | |
| 11- 3 | | 0- 0 | | 0- 0 | | CONFERENCE | | 1- 1 | | 2- 1 | | 8- 1 | | | | | | | | | | | |
| 4- 2 | | 0- 0 | | 0- 0 | | HOME | | 0- 1 | | 0- 1 | | 4- 0 | | | | | | | | | | | |
| 7- 1 | | 0- 0 | | 0- 0 | | AWAY | | 1- 0 | | 2- 0 | | 4- 1 | | | | | | | | | | | |
| 0- 0 | | 0- 0 | | 0- 0 | | NEUTRAL | | 0- 0 | | 0- 0 | | 0- 0 | | | | | | | | | | | |
| RPI | S | Opponent | | Score | | RPI | S | Opponent | | Score | | RPI | S | Opponent | | Score | | | | | | | |
| 9 | A | Wisconsin | | 0 3 | | 39 | N | Santa Clara | | 0 3 | | 56 | A | Ohio | | 3 1 | | 103 | A | Maryland | | 1 3 | |
| | | | | | | | | | | | | 56 | H | Ohio | | 0 3 | | 104 | N | Hofstra | | 1 3 | |
| | | | | | | | | | | | | 78 | A | Sacramento St. | | 1 3 | | 105 | A | Northern Ill. | | 3 1 | |
| | | | | | | | | | | | | 86 | H | Oakland | | 3 1 | | 123 | A | Miami (OH) | | 3 0 | |
| | | | | | | | | | | | | | | | | | | 123 | H | Miami (OH) | | 2 3 | |
| | | | | | | | | | | | | | | | | | | 131 | H | Albany (NY) | | 3 2 | |
| | | | | | | | | | | | | | | | | | | 132 | H | Indiana St. | | 2 3 | |
| | | | | | | | | | | | | | | | | | | 161 | A | Western Mich. | | 3 1 | |
| | | | | | | | | | | | | | | | | | | 167 | N | Nevada | | 3 1 | |
| | | | | | | | | | | | | | | | | | | 186 | N | Duquesne | | 3 1 | |
| | | | | | | | | | | | | | | | | | | 188 | H | Ball St. | | 3 2 | |
| | | | | | | | | | | | | | | | | | | 191 | H | Eastern Mich. | | 3 1 | |
| | | | | | | | | | | | | | | | | | | 215 | N | Georgetown | | 3 1 | |
| | | | | | | | | | | | | | | | | | | 227 | A | Buffalo | | 3 1 | |
| | | | | | | | | | | | | | | | | | | 233 | A | Central Mich. | | 3 1 | |
| | | | | | | | | | | | | | | | | | | 257 | A | Bowling Green | | 2 3 | |
| | | | | | | | | | | | | | | | | | | 257 | H | Bowling Green | | 3 1 | |
| | | | | | | | | | | | | | | | | | | 283 | N | Morgan St. | | 3 0 | |
| | | | | | | | | | | | | | | | | | | 287 | H | Toledo | | 3 0 | |
| | | | | | | | | | | | | | | | | | | 304 | A | Akron | | 3 0 | |
| | | | | | | LAST 10 GAMES | | | | | | | | | | | | | | | | | |
| | | | | | | 191 | H | Eastern Mich. | | 3 1 | | 105 | A | Northern Ill. | | 3 1 | | | | | | | |
| | | | | | | 56 | A | Ohio | | 3 1 | | 188 | H | Ball St. | | 3 2 | | | | | | | |
| | | | | | | 123 | A | Miami (OH) | | 3 0 | | 287 | H | Toledo | | 3 0 | | | | | | | |
| | | | | | | 257 | A | Bowling Green | | 2 3 | | 304 | A | Akron | | 3 0 | | | | | | | |
| | | | | | | 161 | A | Western Mich. | | 3 1 | | 227 | A | Buffalo | | 3 1 | | | | | | | |

Non-Div. I Games:

Kent St.

D
e
n
v
e
r

Denver

| Average RPI Win: | | 191 | WON-LOST RECORD | | WINNING PCT. RANK | | LAST 10 GAMES | | STRENGTH OF SCHEDULE | | OPP. STRENGTH OF SCHEDULE | | TEAM RPI | | ADJ RPI | | CONF. RPI | | ADJ CONF. RPI | |
|------------------|---|-----------|-----------------|-----------|-------------------|----------------|---------------|------------|----------------------|-------------|---------------------------|----------|----------|----------|-----------|-------|--------------------|-----|---------------|--|
| DIV. I ONLY | | | 20- 9 | | .68966 72 | | 4- 6 | | 173 | | 91 | | 100 | | .55291 98 | | 5 | | 5 | |
| DIV. I NON-CONF. | | | 14- 1 | | .93333 7 | | 0- 0 | | 264 | | 241 | | 80 | | .56522 82 | | 4 | | 4 | |
| TOTALS | | RPI 1-25 | | RPI 26-50 | | W-L RECORDS | | RPI 51-100 | | RPI 101-150 | | RPI 150+ | | | | | | | | |
| 20- 9 | | 0- 4 | | 1- 0 | | OVERALL | | 2- 3 | | 5- 2 | | 12- 0 | | | | | | | | |
| 9- 3 | | 0- 3 | | 1- 0 | | HOME | | 1- 0 | | 2- 0 | | 5- 0 | | | | | | | | |
| 4- 6 | | 0- 1 | | 0- 0 | | AWAY | | 1- 3 | | 2- 2 | | 1- 0 | | | | | | | | |
| 7- 0 | | 0- 0 | | 0- 0 | | NEUTRAL | | 0- 0 | | 1- 0 | | 6- 0 | | | | | | | | |
| 14- 1 | | 0- 0 | | 0- 0 | | NON-CONFERENCE | | 1- 0 | | 3- 1 | | 10- 0 | | | | | | | | |
| 5- 0 | | 0- 0 | | 0- 0 | | HOME | | 0- 0 | | 1- 0 | | 4- 0 | | | | | | | | |
| 2- 1 | | 0- 0 | | 0- 0 | | AWAY | | 1- 0 | | 1- 1 | | 0- 0 | | | | | | | | |
| 7- 0 | | 0- 0 | | 0- 0 | | NEUTRAL | | 0- 0 | | 1- 0 | | 6- 0 | | | | | | | | |
| 6- 8 | | 0- 4 | | 1- 0 | | CONFERENCE | | 1- 3 | | 2- 1 | | 2- 0 | | | | | | | | |
| 4- 3 | | 0- 3 | | 1- 0 | | HOME | | 1- 0 | | 1- 0 | | 1- 0 | | | | | | | | |
| 2- 5 | | 0- 1 | | 0- 0 | | AWAY | | 0- 3 | | 1- 1 | | 1- 0 | | | | | | | | |
| 0- 0 | | 0- 0 | | 0- 0 | | NEUTRAL | | 0- 0 | | 0- 0 | | 0- 0 | | | | | | | | |
| RPI | S | Opponent | | Score | | RPI | S | Opponent | | Score | | RPI | S | Opponent | | Score | | | | |
| 4 | H | Florida | | 0 3 | | 41 | H | Arkansas | | 3 1 | | 73 | A | Auburn | | 1 3 | | | | |
| 13 | H | Kentucky | | 0 3 | | | | | | | | 75 | A | Ole Miss | | 1 3 | | | | |
| 15 | A | Missouri | | 1 3 | | | | | | | | 79 | A | Towson | | 3 2 | | | | |
| 16 | H | Texas A&M | | 0 3 | | | | | | | | 88 | A | Alabama | | 1 3 | | | | |
| | | | | | | | | | | | | 88 | H | Alabama | | 3 1 | | | | |
| | | | | | | | | | | | | | | 110 | | A | Col. of Charleston | 3 1 | | |
| | | | | | | | | | | | | | | 114 | | A | LSU | 1 3 | | |
| | | | | | | | | | | | | | | 114 | | H | LSU | 3 0 | | |
| | | | | | | | | | | | | | | 121 | | H | UNCG | 3 0 | | |
| | | | | | | | | | | | | | | 126 | | A | Mississippi St. | 3 2 | | |
| | | | | | | | | | | | | | | 137 | | N | Jacksonville | 3 1 | | |
| | | | | | | | | | | | | | | 143 | | A | North Carolina St. | 0 3 | | |
| | | | | | | | | | | | | | | 156 | | H | North Florida | 3 1 | | |
| | | | | | | | | | | | | | | 172 | | H | South Carolina | 3 2 | | |
| | | | | | | | | | | | | | | 206 | | A | Georgia | 3 0 | | |
| | | | | | | | | | | | | | | 212 | | N | Wofford | 3 1 | | |
| | | | | | | | | | | | | | | 220 | | N | Campbell | 3 0 | | |
| | | | | | | | | | | | | | | 232 | | H | Eastern Ky. | 3 0 | | |
| | | | | | | | | | | | | | | 266 | | H | Evansville | 3 1 | | |
| | | | | | | | | | | | | | | 280 | | N | Coppin St. | 3 0 | | |
| | | | | | | | | | | | | | | 290 | | H | Tennessee Tech | 3 1 | | |
| | | | | | | | | | | | | | | 318 | | N | Hampton | 3 0 | | |
| | | | | | | | | | | | | | | 321 | | N | Saint Francis (PA) | 3 0 | | |
| | | | | | | | | | | | | | | 323 | | N | Delaware St. | 3 0 | | |
| LAST 10 GAMES | | | | | | | | | | | | | | | | | | | | |
| | | | | | | | | 13 | | H | Kentucky | 0 | 3 | | | | | | | |
| | | | | | | | | 88 | | A | Alabama | 1 | 3 | | | | | | | |
| | | | | | | | | 16 | | H | Texas A&M | 0 | 3 | | | | | | | |
| | | | | | | | | 114 | | H | LSU | 3 | 0 | | | | | | | |
| | | | | | | | | 126 | | A | Mississippi St. | 3 | 2 | | | | | | | |
| | | | | | | | | 75 | | A | Ole Miss | 1 | 3 | | | | | | | |
| | | | | | | | | 172 | | H | South Carolina | 3 | 2 | | | | | | | |
| | | | | | | | | 4 | | H | Florida | 0 | 3 | | | | | | | |
| | | | | | | | | 41 | | H | Arkansas | 3 | 1 | | | | | | | |
| | | | | | | | | 114 | | A | LSU | 1 | 3 | | | | | | | |

Non-Div. I Games:

Tennessee

| Average RPI Win: | | 177 | WON-LOST RECORD | | WINNING PCT. RANK | | LAST 10 GAMES | | STRENGTH OF SCHEDULE | | OPP. STRENGTH OF SCHEDULE | | TEAM RPI | | ADJ RPI | | CONF. RPI | | ADJ CONF. RPI | |
|----------------------|---|-------------|-----------------|-----------|-------------------|----------------|---------------|----------------------|----------------------|-------------|---------------------------|----------|----------|-------------------|------------|-------|-----------|--|---------------|--|
| DIV. I ONLY | | | 17- 12 | | .58621 119 | | 6- 4 | | 89 | | 95 | | 99 | | .55162 100 | | 11 | | 11 | |
| DIV. I NON-CONF. | | | 8- 7 | | .53333 155 | | 0- 0 | | 81 | | 76 | | 107 | | .54553 107 | | 12 | | 12 | |
| TOTALS | | RPI 1-25 | | RPI 26-50 | | W-L RECORDS | | RPI 51-100 | | RPI 101-150 | | RPI 150+ | | | | | | | | |
| 17- 12 | | 0- 2 | | 0- 2 | | OVERALL | | 2- 3 | | 3- 4 | | 12- 1 | | | | | | | | |
| 7- 4 | | 0- 1 | | 0- 2 | | HOME | | 1- 0 | | 1- 1 | | 5- 0 | | | | | | | | |
| 6- 6 | | 0- 1 | | 0- 0 | | AWAY | | 1- 3 | | 1- 1 | | 4- 1 | | | | | | | | |
| 4- 2 | | 0- 0 | | 0- 0 | | NEUTRAL | | 0- 0 | | 1- 2 | | 3- 0 | | | | | | | | |
| 8- 7 | | 0- 1 | | 0- 2 | | NON-CONFERENCE | | 1- 0 | | 2- 4 | | 5- 0 | | | | | | | | |
| 2- 3 | | 0- 0 | | 0- 2 | | HOME | | 0- 0 | | 0- 1 | | 2- 0 | | | | | | | | |
| 2- 2 | | 0- 1 | | 0- 0 | | AWAY | | 1- 0 | | 1- 1 | | 0- 0 | | | | | | | | |
| 4- 2 | | 0- 0 | | 0- 0 | | NEUTRAL | | 0- 0 | | 1- 2 | | 3- 0 | | | | | | | | |
| 9- 5 | | 0- 1 | | 0- 0 | | CONFERENCE | | 1- 3 | | 1- 0 | | 7- 1 | | | | | | | | |
| 5- 1 | | 0- 1 | | 0- 0 | | HOME | | 1- 0 | | 1- 0 | | 3- 0 | | | | | | | | |
| 4- 4 | | 0- 0 | | 0- 0 | | AWAY | | 0- 3 | | 0- 0 | | 4- 1 | | | | | | | | |
| 0- 0 | | 0- 0 | | 0- 0 | | NEUTRAL | | 0- 0 | | 0- 0 | | 0- 0 | | | | | | | | |
| RPI | S | Opponent | | Score | | RPI | S | Opponent | | Score | | RPI | S | Opponent | | Score | | | | |
| 15 | A | Missouri | | 0 | 3 | 37 | H | Baylor | | 1 | 3 | 61 | A | Rice | | 2 | 3 | | | |
| 20 | H | Western Ky. | | 2 | 3 | 45 | H | Boise St. | | 2 | 3 | 61 | H | Rice | | 3 | 2 | | | |
| | | | | | | | | | | | | 65 | A | Oklahoma | | 3 | 2 | | | |
| | | | | | | | | | | | | 77 | A | UTSA | | 0 | 3 | | | |
| | | | | | | | | | | | | 89 | A | Fla. Atlantic | | 2 | 3 | | | |
| | | | | | | | | | | | | 107 | A | Tulsa | | 3 | 0 | | | |
| | | | | | | | | | | | | 118 | H | Southern Miss. | | 3 | 0 | | | |
| | | | | | | | | | | | | 120 | N | North Dakota St. | | 2 | 3 | | | |
| | | | | | | | | | | | | 122 | A | Texas-Arlington | | 0 | 3 | | | |
| | | | | | | | | | | | | 130 | N | Central Ark. | | 3 | 2 | | | |
| | | | | | | | | | | | | 142 | N | Little Rock | | 0 | 3 | | | |
| | | | | | | | | | | | | 150 | H | Houston | | 0 | 3 | | | |
| | | | | | | | | | | | | 154 | H | Stephen F. Austin | | 3 | 0 | | | |
| | | | | | | | | | | | | 158 | A | FIU | | 3 | 1 | | | |
| | | | | | | | | | | | | 168 | A | Marshall | | 3 | 1 | | | |
| | | | | | | | | | | | | 176 | N | Oral Roberts | | 3 | 1 | | | |
| | | | | | | | | | | | | 190 | N | Houston Baptist | | 3 | 0 | | | |
| | | | | | | | | | | | | 195 | A | Charlotte | | 0 | 3 | | | |
| | | | | | | | | | | | | 204 | A | UTEP | | 3 | 0 | | | |
| | | | | | | | | | | | | 204 | H | UTEP | | 3 | 1 | | | |
| | | | | | | | | | | | | 230 | H | Abilene Christian | | 3 | 2 | | | |
| | | | | | | | | | | | | 250 | A | Louisiana Tech | | 3 | 1 | | | |
| | | | | | | | | | | | | 250 | H | Louisiana Tech | | 3 | 0 | | | |
| | | | | | | | | | | | | 253 | N | Winthrop | | 3 | 2 | | | |
| | | | | | | | | | | | | 284 | H | UAB | | 3 | 0 | | | |
| LAST 10 GAMES | | | | | | | | | | | | | | | | | | | | |
| 158 A FIU | | | | | | 3 | 1 | 61 A Rice | | | | | | 2 | 3 | | | | | |
| 89 A Fla. Atlantic | | | | | | 2 | 3 | 20 H Western Ky. | | | | | | 2 | 3 | | | | | |
| 118 H Southern Miss. | | | | | | 3 | 0 | 250 H Louisiana Tech | | | | | | 3 | 0 | | | | | |
| 204 H UTEP | | | | | | 3 | 1 | 168 A Marshall | | | | | | 3 | 1 | | | | | |
| 195 A Charlotte | | | | | | 0 | 3 | 250 A Louisiana Tech | | | | | | 3 | 1 | | | | | |

Non-Div. I Games:

North Texas

| | | | | | | | | | | | | | | | |
|------------------|----------|--------------------|----------------------|------------------|-------------------------|------------------------------|-------------|-------------|--------------|------------------|-------|-----|---|-----------------|-----|
| Average RPI Win: | 183 | WON-LOST RECORD | WINNING PCT. RANK | LAST 10 GAMES | STRENGTH OF SCHEDULE | OPP. STRENGTH OF SCHEDULE | TEAM RPI | ADJ RPI | CONF. RPI | ADJ CONF. RPI | | | | | |
| DIV. I ONLY | | 18- 8 | .69231 | 71 | 5- 5 | 174 | 114 | 101 | .54948 | 101 | 9 | 9 | | | |
| DIV. I NON-CONF. | | 9- 3 | .75 | 59 | 0- 0 | 256 | 131 | 121 | .53412 | 122 | 11 | 11 | | | |
| <hr/> | | | | | | | | | | | | | | | |
| TOTALS | RPI 1-25 | RPI 26-50 | | W-L RECORDS | | RPI 51-100 | | RPI 101-150 | | RPI 150+ | | | | | |
| 18- 8 | 0- 1 | 0- 1 | | OVERALL | | 1- 2 | | 7- 3 | | 10- 1 | | | | | |
| 10- 3 | 0- 0 | 0- 1 | | HOME | | 1- 1 | | 2- 1 | | 7- 0 | | | | | |
| 5- 5 | 0- 1 | 0- 0 | | AWAY | | 0- 1 | | 4- 2 | | 1- 1 | | | | | |
| 3- 0 | 0- 0 | 0- 0 | | NEUTRAL | | 0- 0 | | 1- 0 | | 2- 0 | | | | | |
| <hr/> | | | | | | | | | | | | | | | |
| 9- 3 | 0- 0 | 0- 1 | | NON-CONFERENCE | | 0- 1 | | 2- 1 | | 7- 0 | | | | | |
| 6- 2 | 0- 0 | 0- 1 | | HOME | | 0- 1 | | 1- 0 | | 5- 0 | | | | | |
| 0- 1 | 0- 0 | 0- 0 | | AWAY | | 0- 0 | | 0- 1 | | 0- 0 | | | | | |
| 3- 0 | 0- 0 | 0- 0 | | NEUTRAL | | 0- 0 | | 1- 0 | | 2- 0 | | | | | |
| <hr/> | | | | | | | | | | | | | | | |
| 9- 5 | 0- 1 | 0- 0 | | CONFERENCE | | 1- 1 | | 5- 2 | | 3- 1 | | | | | |
| 4- 1 | 0- 0 | 0- 0 | | HOME | | 1- 0 | | 1- 1 | | 2- 0 | | | | | |
| 5- 4 | 0- 1 | 0- 0 | | AWAY | | 0- 1 | | 4- 1 | | 1- 1 | | | | | |
| 0- 0 | 0- 0 | 0- 0 | | NEUTRAL | | 0- 0 | | 0- 0 | | 0- 0 | | | | | |
| <hr/> | | | | | | | | | | | | | | | |
| RPI | S | Opponent | Score | RPI | S | Opponent | Score | RPI | S | Opponent | Score | | | | |
| 24 | A | SMU | 0 3 | 44 | H | Villanova | 1 3 | 68 | H | Oregon | 0 3 | 104 | N | Hofstra | 3 1 |
| | | | | | | | | 80 | A | Cincinnati | 1 3 | 107 | A | Tulsa | 3 1 |
| | | | | | | | | 80 | H | Cincinnati | 3 1 | 111 | A | UCF | 3 0 |
| | | | | | | | | | | | | 125 | A | UConn | 2 3 |
| | | | | | | | | | | | | 129 | H | St. John's (NY) | 3 0 |
| | | | | | | | | | | | | 138 | A | Memphis | 3 1 |
| | | | | | | | | | | | | 138 | H | Memphis | 3 0 |
| | | | | | | | | | | | | 140 | A | Seton Hall | 0 3 |
| | | | | | | | | | | | | 150 | A | Houston | 3 0 |
| | | | | | | | | | | | | 150 | H | Houston | 2 3 |
| | | | | | | | | | | | | 157 | A | South Fla. | 3 0 |
| | | | | | | | | | | | | 186 | H | Duquesne | 3 2 |
| | | | | | | | | | | | | 202 | N | Notre Dame | 3 1 |
| | | | | | | | | | | | | 207 | H | Penn | 3 0 |
| | | | | | | | | | | | | 235 | A | Tulane | 1 3 |
| | | | | | | | | | | | | 235 | H | Tulane | 3 1 |
| | | | | | | | | | | | | 254 | H | East Carolina | 3 1 |
| | | | | | | | | | | | | 258 | H | Montana | 3 0 |
| | | | | | | | | | | | | 265 | H | Binghamton | 3 0 |
| | | | | | | | | | | | | 277 | H | Navy | 3 0 |
| | | | | | | | | | | | | 297 | N | La Salle | 3 0 |
| <hr/> | | | | | | | | | | | | | | | |
| | | | | LAST 10 GAMES | | | | | | | | | | | |
| | | | | 150 | A | Houston | 3 0 | 150 | H | Houston | 2 3 | | | | |
| | | | | 235 | A | Tulane | 1 3 | 254 | H | East Carolina | 3 1 | | | | |
| | | | | 138 | A | Memphis | 3 1 | 125 | A | UConn | 2 3 | | | | |
| | | | | 80 | A | Cincinnati | 1 3 | 107 | A | Tulsa | 3 1 | | | | |
| | | | | 235 | H | Tulane | 3 1 | 24 | A | SMU | 0 3 | | | | |

Non-Div. I Games:

Temple

| Average RPI Win: 177 | | WON-LOST | WINNING | LAST 10 | STRENGTH OF | | OPP. STRENGTH | TEAM | ADJ | CONF. | ADJ CONF. |
|----------------------|---------------------|----------|-----------|----------------|-------------|-------|----------------|--------------|-------------|-------------------|-----------|
| Average RPI Loss: 77 | | RECORD | PCT. RANK | GAMES | SCHEDULE | | OF SCHEDULE | RPI | RPI | RPI | RPI |
| DIV. I ONLY | | 14- 12 | .53846 | 143 | 70 | | 98 | 102 | .5493 | 102 | 10 |
| DIV. I NON-CONF. | | 7- 6 | .53846 | 152 | 62 | | 77 | 90 | .55721 | 89 | 10 |
| TOTALS | | RPI 1-25 | RPI 26-50 | | W-L RECORDS | | RPI 51-100 | | RPI 101-150 | | RPI 150+ |
| 14- 12 | 0- 2 | 1- 4 | | OVERALL | | 1- 2 | | 1- 3 | | 11- 1 | |
| 9- 5 | 0- 1 | 1- 2 | | HOME | | 0- 0 | | 0- 2 | | 8- 0 | |
| 2- 6 | 0- 1 | 0- 2 | | AWAY | | 0- 1 | | 0- 1 | | 2- 1 | |
| 3- 1 | 0- 0 | 0- 0 | | NEUTRAL | | 1- 1 | | 1- 0 | | 1- 0 | |
| 7- 6 | 0- 2 | 1- 0 | | NON-CONFERENCE | | 1- 2 | | 1- 1 | | 4- 1 | |
| 4- 2 | 0- 1 | 1- 0 | | HOME | | 0- 0 | | 0- 1 | | 3- 0 | |
| 0- 3 | 0- 1 | 0- 0 | | AWAY | | 0- 1 | | 0- 0 | | 0- 1 | |
| 3- 1 | 0- 0 | 0- 0 | | NEUTRAL | | 1- 1 | | 1- 0 | | 1- 0 | |
| 7- 6 | 0- 0 | 0- 4 | | CONFERENCE | | 0- 0 | | 0- 2 | | 7- 0 | |
| 5- 3 | 0- 0 | 0- 2 | | HOME | | 0- 0 | | 0- 1 | | 5- 0 | |
| 2- 3 | 0- 0 | 0- 2 | | AWAY | | 0- 0 | | 0- 1 | | 2- 0 | |
| 0- 0 | 0- 0 | 0- 0 | | NEUTRAL | | 0- 0 | | 0- 0 | | 0- 0 | |
| RPI S | Opponent | Score | RPI S | Opponent | Score | RPI S | Opponent | Score | RPI S | Opponent | Score |
| 2 A | Southern California | 0 3 | 31 A | Colorado St. | 0 3 | 54 N | Idaho St. | 3 2 | 114 H | LSU | 2 3 |
| 24 H | SMU | 2 3 | 31 H | Colorado St. | 0 3 | 66 N | Pepperdine | 1 3 | 131 N | Albany (NY) | 3 1 |
| | | | 39 H | Santa Clara | 3 0 | 82 A | New Mexico St. | 1 3 | 144 A | San Diego St. | 2 3 |
| | | | 48 A | Wyoming | 0 3 | | | | 144 H | San Diego St. | 0 3 |
| | | | 48 H | Wyoming | 2 3 | | | | 167 A | Nevada | 3 1 |
| | | | | | | | | | 167 H | Nevada | 3 1 |
| | | | | | | | | | 175 H | UNLV | 3 1 |
| | | | | | | | | | 180 N | Belmont | 3 0 |
| | | | | | | | | | 188 A | Ball St. | 2 3 |
| | | | | | | | | | 189 H | Air Force | 3 0 |
| | | | | | | | | | 203 H | LIU Brooklyn | 3 0 |
| | | | | | | | | | 205 H | Fresno St. | 3 0 |
| | | | | | | | | | 221 H | CSUN | 3 1 |
| | | | | | | | | | 225 A | San Jose St. | 3 0 |
| | | | | | | | | | 225 H | San Jose St. | 3 0 |
| | | | | | | | | | 296 H | Cal St. Fullerton | 3 0 |
| LAST 10 GAMES | | | | | | | | | | | |
| | | | 31 H | Colorado St. | 0 3 | | 167 A | Nevada | 3 1 | | |
| | | | 48 H | Wyoming | 2 3 | | 175 H | UNLV | 3 1 | | |
| | | | 225 H | San Jose St. | 3 0 | | 205 H | Fresno St. | 3 0 | | |
| | | | 189 H | Air Force | 3 0 | | 48 A | Wyoming | 0 3 | | |
| | | | 144 A | San Diego St. | 2 3 | | 31 A | Colorado St. | 0 3 | | |

Non-Div. I Games:

New Mexico

| Average RPI Win: 172 | | WON-LOST | WINNING | LAST 10 | STRENGTH OF | OPP. STRENGTH | TEAM | ADJ | CONF. | ADJ CONF. | | |
|----------------------|---|---------------------|-----------|---------|----------------|---------------|------------|-----|-------------|-----------|----------|---|
| Average RPI Loss: 44 | | RECORD | PCT. RANK | GAMES | SCHEDULE | OF SCHEDULE | RPI | RPI | RPI | RPI | | |
| DIV. I ONLY | | 13- 15 | .46429 | 190 | 3- 7 | 57 | 31 | 106 | .54823 | 103 | 1 | 1 |
| DIV. I NON-CONF. | | 10- 4 | .71429 | 79 | 0- 0 | 85 | 137 | 58 | .58307 | 59 | 1 | 1 |
| TOTALS | | RPI 1-25 | RPI 26-50 | | W-L RECORDS | | RPI 51-100 | | RPI 101-150 | | RPI 150+ | |
| 13- 15 | | 1- 7 | 0- 4 | | OVERALL | | 2- 2 | | 1- 1 | | 9- 1 | |
| 8- 5 | | 1- 4 | 0- 1 | | HOME | | 1- 0 | | 1- 0 | | 5- 0 | |
| 3- 7 | | 0- 1 | 0- 3 | | AWAY | | 1- 2 | | 0- 0 | | 2- 1 | |
| 2- 3 | | 0- 2 | 0- 0 | | NEUTRAL | | 0- 0 | | 0- 1 | | 2- 0 | |
| 10- 4 | | 0- 2 | 0- 0 | | NON-CONFERENCE | | 1- 1 | | 1- 1 | | 8- 0 | |
| 6- 0 | | 0- 0 | 0- 0 | | HOME | | 1- 0 | | 1- 0 | | 4- 0 | |
| 2- 1 | | 0- 0 | 0- 0 | | AWAY | | 0- 1 | | 0- 0 | | 2- 0 | |
| 2- 3 | | 0- 2 | 0- 0 | | NEUTRAL | | 0- 0 | | 0- 1 | | 2- 0 | |
| 3- 11 | | 1- 5 | 0- 4 | | CONFERENCE | | 1- 1 | | 0- 0 | | 1- 1 | |
| 2- 5 | | 1- 4 | 0- 1 | | HOME | | 0- 0 | | 0- 0 | | 1- 0 | |
| 1- 6 | | 0- 1 | 0- 3 | | AWAY | | 1- 1 | | 0- 0 | | 0- 1 | |
| 0- 0 | | 0- 0 | 0- 0 | | NEUTRAL | | 0- 0 | | 0- 0 | | 0- 0 | |
| RPI | S | Opponent | Score | RPI | S | Opponent | Score | RPI | S | Opponent | Score | |
| 1 | H | Minnesota | 0 3 | 34 | A | Purdue | 1 3 | 57 | A | Iowa | 3 1 | |
| 2 | N | Southern California | 0 3 | 36 | A | Michigan | 0 3 | 65 | A | Oklahoma | 1 3 | |
| 5 | H | Penn St. | 1 3 | 38 | H | Northwestern | 0 3 | 94 | A | Indiana | 1 3 | |
| 7 | N | Washington | 0 3 | 49 | A | Michigan St. | 1 3 | 96 | H | Kent St. | 3 1 | |
| 8 | A | Nebraska | 0 3 | | | | | | | | | |
| 9 | H | Wisconsin | 0 3 | | | | | | | | | |
| 11 | H | Ohio St. | 3 0 | | | | | | | | | |
| 17 | H | Illinois | 0 3 | | | | | | | | | |
| | | | | | | | | | | | | |
| | | | | | | | | | | | | |
| | | | | | | | | | | | | |
| | | | | | | | | | | | | |
| | | | | | | | | | | | | |
| | | | | | | | | | | | | |
| | | | | | | | | | | | | |
| | | | | | | | | | | | | |
| | | | | | | | | | | | | |
| | | | | | | | | | | | | |
| | | | | | | | | | | | | |
| | | | | | | | | | | | | |
| | | | | | | | | | | | | |
| | | | | | | | | | | | | |
| | | | | | | | | | | | | |
| | | | | | | | | | | | | |
| | | | | | | | | | | | | |
| | | | | | | | | | | | | |
| | | | | | | | | | | | | |
| | | | | | | | | | | | | |
| | | | | | | | | | | | | |
| | | | | | | | | | | | | |
| | | | | | | | | | | | | |
| | | | | | | | | | | | | |
| | | | | | | | | | | | | |
| | | | | | | | | | | | | |
| | | | | | | | | | | | | |
| | | | | | | | | | | | | |
| | | | | | | | | | | | | |
| | | | | | | | | | | | | |
| | | | | | | | | | | | | |
| | | | | | | | | | | | | |
| | | | | | | | | | | | | |
| | | | | | | | | | | | | |
| | | | | | | | | | | | | |
| | | | | | | | | | | | | |
| | | | | | | | | | | | | |
| | | | | | | | | | | | | |
| | | | | | | | | | | | | |
| | | | | | | | | | | | | |
| | | | | | | | | | | | | |
| | | | | | | | | | | | | |
| | | | | | | | | | | | | |
| | | | | | | | | | | | | |
| | | | | | | | | | | | | |
| | | | | | | | | | | | | |
| | | | | | | | | | | | | |
| | | | | | | | | | | | | |
| | | | | | | | | | | | | |
| | | | | | | | | | | | | |
| | | | | | | | | | | | | |
| | | | | | | | | | | | | |
| | | | | | | | | | | | | |
| | | | | | | | | | | | | |
| | | | | | | | | | | | | |
| | | | | | | | | | | | | |
| | | | | | | | | | | | | |
| | | | | | | | | | | | | |
| | | | | | | | | | | | | |
| | | | | | | | | | | | | |
| | | | | | | | | | | | | |
| | | | | | | | | | | | | |
| | | | | | | | | | | | | |
| | | | | | | | | | | | | |
| | | | | | | | | | | | | |
| | | | | | | | | | | | | |
| | | | | | | | | | | | | |
| | | | | | | | | | | | | |
| | | | | | | | | | | | | |

Non-Div. I Games:

Maryland

| Average RPI Win: | 182 | WON-LOST | WINNING | LAST 10 | STRENGTH OF | OPP. STRENGTH | TEAM | ADJ | CONF. | ADJ CONF. | | | | | | | |
|-------------------|----------|-----------|-----------|----------------|--------------------------|--------------------------|----------|-------------|--------------------------|-----------|--------------------|---|---|--|--|--|--|
| Average RPI Loss: | 116 | RECORD | PCT. RANK | GAMES | SCHEDULE | OF SCHEDULE | RPI | RPI | RPI | RPI | | | | | | | |
| DIV. I ONLY | 18- 10 | .64286 | 93 | 6- 4 | 130 | 148 | 103 | .54767 | 104 | 12 | 12 | | | | | | |
| DIV. I NON-CONF. | 9- 6 | .6 | 132 | 0- 0 | 219 | 163 | 153 | .50934 | 151 | 13 | 13 | | | | | | |
| <hr/> | | | | | | | | | | | | | | | | | |
| TOTALS | RPI 1-25 | RPI 26-50 | | W-L RECORDS | | RPI 51-100 | | RPI 101-150 | | RPI 150+ | | | | | | | |
| 18- 10 | 0- 0 | 0- 0 | | OVERALL | | 4- 4 | | 3- 3 | | 11- 3 | | | | | | | |
| 9- 2 | 0- 0 | 0- 0 | | HOME | | 2- 2 | | 2- 0 | | 5- 0 | | | | | | | |
| 5- 5 | 0- 0 | 0- 0 | | AWAY | | 1- 2 | | 1- 2 | | 3- 1 | | | | | | | |
| 4- 3 | 0- 0 | 0- 0 | | NEUTRAL | | 1- 0 | | 0- 1 | | 3- 2 | | | | | | | |
| <hr/> | | | | | | | | | | | | | | | | | |
| 9- 6 | 0- 0 | 0- 0 | | NON-CONFERENCE | | 2- 0 | | 1- 3 | | 6- 3 | | | | | | | |
| 4- 0 | 0- 0 | 0- 0 | | HOME | | 1- 0 | | 1- 0 | | 2- 0 | | | | | | | |
| 1- 3 | 0- 0 | 0- 0 | | AWAY | | 0- 0 | | 0- 2 | | 1- 1 | | | | | | | |
| 4- 3 | 0- 0 | 0- 0 | | NEUTRAL | | 1- 0 | | 0- 1 | | 3- 2 | | | | | | | |
| <hr/> | | | | | | | | | | | | | | | | | |
| 9- 4 | 0- 0 | 0- 0 | | CONFERENCE | | 2- 4 | | 2- 0 | | 5- 0 | | | | | | | |
| 5- 2 | 0- 0 | 0- 0 | | HOME | | 1- 2 | | 1- 0 | | 3- 0 | | | | | | | |
| 4- 2 | 0- 0 | 0- 0 | | AWAY | | 1- 2 | | 1- 0 | | 2- 0 | | | | | | | |
| 0- 0 | 0- 0 | 0- 0 | | NEUTRAL | | 0- 0 | | 0- 0 | | 0- 0 | | | | | | | |
| <hr/> | | | | | | | | | | | | | | | | | |
| RPI S | Opponent | Score | RPI S | Opponent | Score | RPI S | Opponent | Score | RPI S | Opponent | Score | | | | | | |
| | | | | | | 63 A James Madison | 2 | 3 | 101 N Temple | 1 | 3 | | | | | | |
| | | | | | | 63 H James Madison | 1 | 3 | 103 A Maryland | 0 | 3 | | | | | | |
| | | | | | | 64 A UNCW | 3 | 2 | 110 A Col. of Charleston | 3 | 2 | | | | | | |
| | | | | | | 64 H UNCW | 0 | 3 | 110 H Col. of Charleston | 3 | 0 | | | | | | |
| | | | | | | 79 A Towson | 0 | 3 | 136 H Princeton | 3 | 1 | | | | | | |
| | | | | | | 79 H Towson | 3 | 2 | 140 A Seton Hall | 2 | 3 | | | | | | |
| | | | | | | 85 H FGCU | 3 | 2 | 169 A Wake Forest | 2 | 3 | | | | | | |
| | | | | | | 96 N Kent St. | 3 | 1 | 170 A Delaware | 3 | 0 | | | | | | |
| | | | | | | 178 N VCU | 0 | 3 | 186 N Duquesne | 3 | 1 | | | | | | |
| | | | | | | 199 H Siena | 3 | 1 | 202 N Notre Dame | 2 | 3 | | | | | | |
| | | | | | | 206 N Georgia | 3 | 0 | 226 A Stony Brook | 3 | 0 | | | | | | |
| | | | | | | 244 H William & Mary | 3 | 0 | 248 A Northeastern | 3 | 2 | | | | | | |
| | | | | | | 248 H Northeastern | 3 | 0 | 263 H Elon | 3 | 2 | | | | | | |
| | | | | | | 283 N Morgan St. | 3 | 0 | 315 H Hartford | 3 | 0 | | | | | | |
| | | | | | | <hr/> | | | | | | | | | | | |
| | | | | | | LAST 10 GAMES | | | | | | | | | | | |
| | | | | | | 63 H James Madison | | | 1 | 3 | 170 A Delaware | 3 | 0 | | | | |
| | | | | | | 79 H Towson | | | 3 | 2 | 63 A James Madison | 2 | 3 | | | | |
| | | | | | | 248 H Northeastern | | | 3 | 0 | 79 A Towson | 0 | 3 | | | | |
| | | | | | | 110 H Col. of Charleston | | | 3 | 0 | 64 A UNCW | 3 | 2 | | | | |
| 64 H UNCW | | | 0 | 3 | 110 A Col. of Charleston | 3 | 2 | | | | | | | | | | |

Non-Div. I Games:

Hofstra

| | | | | | | | | | | | |
|-------------------|-------------|-----------|-----------|---------------------|-------------|---------------|------|---------------------|------------------|-----------|----|
| Average RPI Win: | 193 | WON-LOST | WINNING | LAST 10 | STRENGTH OF | OPP. STRENGTH | TEAM | ADJ | CONF. | ADJ CONF. | |
| Average RPI Loss: | 59 | RECORD | PCT. RANK | GAMES | SCHEDULE | OF SCHEDULE | RPI | RPI | RPI | RPI | |
| DIV. I ONLY | 16- 10 | .61538 | 103 | 9- 1 | 143 | 76 | 107 | .54752 | 105 | 20 | 20 |
| DIV. I NON-CONF. | 4- 8 | .33333 | 248 | 0- 0 | 59 | 2 | 140 | .52403 | 137 | 15 | 15 |
| <hr/> | | | | | | | | | | | |
| TOTALS | RPI 1-25 | RPI 26-50 | | W-L RECORDS | | RPI 51-100 | | RPI 101-150 | | RPI 150+ | |
| 16- 10 | 0- 4 | 0- 1 | | OVERALL | | 2- 4 | | 2- 0 | | 12- 1 | |
| 9- 5 | 0- 1 | 0- 0 | | HOME | | 2- 4 | | 1- 0 | | 6- 0 | |
| 6- 3 | 0- 1 | 0- 1 | | AWAY | | 0- 0 | | 0- 0 | | 6- 1 | |
| 1- 2 | 0- 2 | 0- 0 | | NEUTRAL | | 0- 0 | | 1- 0 | | 0- 0 | |
| <hr/> | | | | | | | | | | | |
| 4- 8 | 0- 4 | 0- 1 | | NON-CONFERENCE | | 1- 3 | | 1- 0 | | 2- 0 | |
| 3- 4 | 0- 1 | 0- 0 | | HOME | | 1- 3 | | 0- 0 | | 2- 0 | |
| 0- 2 | 0- 1 | 0- 1 | | AWAY | | 0- 0 | | 0- 0 | | 0- 0 | |
| 1- 2 | 0- 2 | 0- 0 | | NEUTRAL | | 0- 0 | | 1- 0 | | 0- 0 | |
| <hr/> | | | | | | | | | | | |
| 12- 2 | 0- 0 | 0- 0 | | CONFERENCE | | 1- 1 | | 1- 0 | | 10- 1 | |
| 6- 1 | 0- 0 | 0- 0 | | HOME | | 1- 1 | | 1- 0 | | 4- 0 | |
| 6- 1 | 0- 0 | 0- 0 | | AWAY | | 0- 0 | | 0- 0 | | 6- 1 | |
| 0- 0 | 0- 0 | 0- 0 | | NEUTRAL | | 0- 0 | | 0- 0 | | 0- 0 | |
| <hr/> | | | | | | | | | | | |
| RPI S | Opponent | Score | | RPI S | Opponent | Score | | RPI S | Opponent | Score | |
| 11 A | Ohio St. | 0 | 3 | 33 A | Wichita St. | 1 | 3 | 55 H | UNI | 1 | 3 |
| 13 N | Kentucky | 0 | 3 | | | | | 113 N | Texas St. | 3 | 1 |
| 20 H | Western Ky. | 2 | 3 | | | | | 123 H | Miami (OH) | 3 | 0 |
| 21 N | Florida St. | 0 | 3 | | | | | 161 A | Western Mich. | 3 | 0 |
| | | | | | | | | 164 H | Milwaukee | 3 | 1 |
| | | | | | | | | 188 A | Ball St. | 0 | 3 |
| | | | | | | | | 188 H | Ball St. | 3 | 0 |
| | | | | | | | | 191 A | Eastern Mich. | 3 | 0 |
| | | | | | | | | 191 H | Eastern Mich. | 3 | 0 |
| | | | | | | | | 227 A | Buffalo | 3 | 2 |
| | | | | | | | | 233 A | Central Mich. | 3 | 0 |
| | | | | | | | | 233 H | Central Mich. | 3 | 1 |
| | | | | | | | | 271 H | South Dakota St. | 3 | 0 |
| | | | | | | | | 287 A | Toledo | 3 | 1 |
| | | | | | | | | 287 H | Toledo | 3 | 0 |
| | | | | | | | | 304 A | Akron | 3 | 0 |
| <hr/> | | | | | | | | | | | |
| | | | | LAST 10 GAMES | | | | | | | |
| | | | | 188 H Ball St. | | 3 0 | | 96 H Kent St. | | | |
| | | | | 287 H Toledo | | 3 0 | | 227 A Buffalo | | | |
| | | | | 233 A Central Mich. | | 3 0 | | 304 A Akron | | | |
| | | | | 191 A Eastern Mich. | | 3 0 | | 123 H Miami (OH) | | | |
| | | | | 56 H Ohio | | 3 0 | | 161 A Western Mich. | | | |

Non-Div. I Games:

Northern Ill.

| Average RPI Win: | 181 | WON-LOST RECORD | WINNING PCT. RANK | LAST 10 GAMES | STRENGTH OF SCHEDULE | OPP. STRENGTH OF SCHEDULE | TEAM RPI | ADJ RPI | CONF. RPI | ADJ CONF. RPI | | |
|------------------|-----------------|-----------------|-------------------|------------------|----------------------|---------------------------|------------|-------------|-----------|-------------------|-------|---|
| DIV. I ONLY | | 16- 10 | .61538 | 103 | 3- 7 | 137 | 74 | 104 | .54688 | 106 | 4 | 4 |
| DIV. I NON-CONF. | | 13- 0 | 1 | 1 | 0- 0 | 263 | 165 | 52 | .58993 | 53 | 5 | 5 |
| <hr/> | | | | | | | | | | | | |
| TOTALS | RPI 1-25 | RPI 26-50 | | W-L RECORDS | | RPI 51-100 | | RPI 101-150 | | RPI 150+ | | |
| 16- 10 | 0- 1 | 0- 4 | | OVERALL | | 2- 4 | | 5- 1 | | 9- 0 | | |
| 9- 4 | 0- 1 | 0- 2 | | HOME | | 2- 1 | | 4- 0 | | 3- 0 | | |
| 2- 6 | 0- 0 | 0- 2 | | AWAY | | 0- 3 | | 1- 1 | | 1- 0 | | |
| 5- 0 | 0- 0 | 0- 0 | | NEUTRAL | | 0- 0 | | 0- 0 | | 5- 0 | | |
| <hr/> | | | | | | | | | | | | |
| 13- 0 | 0- 0 | 0- 0 | | NON-CONFERENCE | | 1- 0 | | 4- 0 | | 8- 0 | | |
| 6- 0 | 0- 0 | 0- 0 | | HOME | | 1- 0 | | 3- 0 | | 2- 0 | | |
| 2- 0 | 0- 0 | 0- 0 | | AWAY | | 0- 0 | | 1- 0 | | 1- 0 | | |
| 5- 0 | 0- 0 | 0- 0 | | NEUTRAL | | 0- 0 | | 0- 0 | | 5- 0 | | |
| <hr/> | | | | | | | | | | | | |
| 3- 10 | 0- 1 | 0- 4 | | CONFERENCE | | 1- 4 | | 1- 1 | | 1- 0 | | |
| 3- 4 | 0- 1 | 0- 2 | | HOME | | 1- 1 | | 1- 0 | | 1- 0 | | |
| 0- 6 | 0- 0 | 0- 2 | | AWAY | | 0- 3 | | 0- 1 | | 0- 0 | | |
| 0- 0 | 0- 0 | 0- 0 | | NEUTRAL | | 0- 0 | | 0- 0 | | 0- 0 | | |
| <hr/> | | | | | | | | | | | | |
| RPI S | Opponent | Score | RPI S | Opponent | Score | RPI S | Opponent | Score | RPI S | Opponent | Score | |
| 18 H | BYU | 1 3 | 26 A | Loyola Marymount | 0 3 | 60 A | Pacific | 2 3 | 109 A | Portland | 2 3 | |
| | | | 28 H | San Diego | 0 3 | 60 H | Pacific | 0 3 | 109 H | Portland | 3 0 | |
| | | | 39 A | Santa Clara | 0 3 | 66 A | Pepperdine | 1 3 | 120 H | North Dakota St. | 3 1 | |
| | | | 39 H | Santa Clara | 0 3 | 76 A | Gonzaga | 0 3 | 129 A | St. John's (NY) | 3 0 | |
| | | | | | | 76 H | Gonzaga | 3 2 | 139 H | CSU Bakersfield | 3 1 | |
| | | | | | | 97 H | Denver | 3 1 | 144 H | San Diego St. | 3 0 | |
| | | | | | | | | | 166 H | St. Mary's (CA) | 3 0 | |
| | | | | | | | | | 181 H | Yale | 3 0 | |
| | | | | | | | | | 183 N | Southern Utah | 3 1 | |
| | | | | | | | | | 217 N | George Mason | 3 0 | |
| | | | | | | | | | 219 N | Middle Tenn. | 3 0 | |
| | | | | | | | | | 252 A | Utah St. | 3 0 | |
| | | | | | | | | | 278 N | Cornell | 3 1 | |
| | | | | | | | | | 289 N | Central Conn. St. | 3 0 | |
| | | | | | | | | | 296 H | Cal St. Fullerton | 3 0 | |
| <hr/> | | | | | | | | | | | | |
| LAST 10 GAMES | | | | | | | | | | | | |
| 39 A | Santa Clara | 0 3 | 66 A | Pepperdine | 1 3 | | | | | | | |
| 76 A | Gonzaga | 0 3 | 26 A | Loyola Marymount | 0 3 | | | | | | | |
| 109 A | Portland | 2 3 | 39 H | Santa Clara | 0 3 | | | | | | | |
| 60 H | Pacific | 0 3 | 109 H | Portland | 3 0 | | | | | | | |
| 166 H | St. Mary's (CA) | 3 0 | 76 H | Gonzaga | 3 2 | | | | | | | |

Non-Div. I Games:

San Francisco

[illegible]

Non-Div. I Games:

Tulsa

| Average RPI Win: | 201 | WON-LOST | WINNING | LAST 10 | STRENGTH OF | OPP. STRENGTH | TEAM | ADJ | CONF. | ADJ CONF. | |
|-------------------|----------|-----------|-----------|----------------|-------------|---------------|---------------|-------------|-------|---------------|-------|
| Average RPI Loss: | 91 | RECORD | PCT. RANK | GAMES | SCHEDULE | OF SCHEDULE | RPI | RPI | RPI | RPI | |
| DIV. I ONLY | 19- 8 | .7037 | 66 | 5- 5 | 211 | 140 | 112 | .54529 | 108 | 7 | 7 |
| DIV. I NON-CONF. | 11- 2 | .84615 | 28 | 0- 0 | 284 | 198 | 113 | .54019 | 115 | 8 | 8 |
| <hr/> | | | | | | | | | | | |
| TOTALS | RPI 1-25 | RPI 26-50 | | W-L RECORDS | | RPI 51-100 | | RPI 101-150 | | RPI 150+ | |
| 19- 8 | 0- 0 | 1- 2 | | OVERALL | | 2- 3 | | 4- 1 | | 12- 2 | |
| 5- 5 | 0- 0 | 0- 1 | | HOME | | 1- 2 | | 1- 0 | | 3- 2 | |
| 7- 3 | 0- 0 | 1- 1 | | AWAY | | 1- 1 | | 1- 1 | | 4- 0 | |
| 7- 0 | 0- 0 | 0- 0 | | NEUTRAL | | 0- 0 | | 2- 0 | | 5- 0 | |
| <hr/> | | | | | | | | | | | |
| 11- 2 | 0- 0 | 0- 1 | | NON-CONFERENCE | | 0- 0 | | 3- 0 | | 8- 1 | |
| 1- 2 | 0- 0 | 0- 1 | | HOME | | 0- 0 | | 0- 0 | | 1- 1 | |
| 3- 0 | 0- 0 | 0- 0 | | AWAY | | 0- 0 | | 1- 0 | | 2- 0 | |
| 7- 0 | 0- 0 | 0- 0 | | NEUTRAL | | 0- 0 | | 2- 0 | | 5- 0 | |
| <hr/> | | | | | | | | | | | |
| 8- 6 | 0- 0 | 1- 1 | | CONFERENCE | | 2- 3 | | 1- 1 | | 4- 1 | |
| 4- 3 | 0- 0 | 0- 0 | | HOME | | 1- 2 | | 1- 0 | | 2- 1 | |
| 4- 3 | 0- 0 | 1- 1 | | AWAY | | 1- 1 | | 0- 1 | | 2- 0 | |
| 0- 0 | 0- 0 | 0- 0 | | NEUTRAL | | 0- 0 | | 0- 0 | | 0- 0 | |
| <hr/> | | | | | | | | | | | |
| RPI S | Opponent | Score | RPI S | Opponent | Score | RPI S | Opponent | Score | RPI S | Opponent | Score |
| | | | 33 A | Wichita St. | 2 3 | 52 A | Southern Ill. | 3 1 | 116 N | Kennesaw St. | 3 0 |
| | | | 38 H | Northwestern | 0 3 | 52 H | Southern Ill. | 2 3 | 132 A | Indiana St. | 2 3 |
| | | | 40 A | Missouri St. | 3 1 | 55 H | UNI | 0 3 | 132 H | Indiana St. | 3 1 |
| | | | | | | 58 A | Illinois St. | 1 3 | 134 A | Valparaiso | 3 0 |
| | | | | | | 58 H | Illinois St. | 3 0 | 140 N | Seton Hall | 3 1 |
| | | | | | | | | | 165 H | New Hampshire | 3 1 |
| | | | | | | | | | 169 H | Wake Forest | 0 3 |
| | | | | | | | | | 193 H | Drake | 1 3 |
| | | | | | | | | | 245 N | Wright St. | 3 0 |
| | | | | | | | | | 257 A | Bowling Green | 3 1 |
| | | | | | | | | | 263 N | Elon | 3 1 |
| | | | | | | | | | 265 N | Binghamton | 3 0 |
| | | | | | | | | | 266 A | Evansville | 3 0 |
| | | | | | | | | | 266 H | Evansville | 3 1 |
| | | | | | | | | | 272 A | Bradley | 3 0 |
| | | | | | | | | | 272 H | Bradley | 3 0 |
| | | | | | | | | | 274 N | IPFW | 3 0 |
| | | | | | | | | | 278 A | Cornell | 3 0 |
| | | | | | | | | | 332 N | Savannah St. | 3 0 |
| <hr/> | | | | | | | | | | | |
| LAST 10 GAMES | | | | | | | | | | | |
| | | | 58 A | Illinois St. | 1 3 | 55 H | UNI | 0 3 | | | |
| | | | 132 A | Indiana St. | 2 3 | 33 A | Wichita St. | 2 3 | | | |
| | | | 266 H | Evansville | 3 1 | 40 A | Missouri St. | 3 1 | | | |
| | | | 52 H | Southern Ill. | 2 3 | 132 H | Indiana St. | 3 1 | | | |
| | | | 272 H | Bradley | 3 0 | 58 H | Illinois St. | 3 0 | | | |

Non-Div. I Games:

Loyola Chicago

| Average RPI Win: | 175 | WON-LOST RECORD | WINNING PCT. RANK | LAST 10 GAMES | STRENGTH OF SCHEDULE | OPP. STRENGTH OF SCHEDULE | TEAM RPI | ADJ RPI | CONF. RPI | ADJ CONF. RPI | | |
|-----------------------|----------|-----------------|-------------------|------------------|----------------------|---------------------------|------------|-------------|------------------|----------------------|-------|---|
| DIV. I ONLY | | 14- 11 | .56 | 130 | 3- 7 | 100 | 84 | 110 | .54511 | 109 | 4 | 4 |
| DIV. I NON-CONF. | | 10- 2 | .83333 | 30 | 0- 0 | 259 | 201 | 102 | .54781 | 102 | 5 | 5 |
| <hr/> | | | | | | | | | | | | |
| TOTALS | RPI 1-25 | RPI 26-50 | | W-L RECORDS | | RPI 51-100 | | RPI 101-150 | | RPI 150+ | | |
| 14- 11 | 0- 1 | 1- 4 | | OVERALL | | 2- 3 | | 1- 1 | | 10- 2 | | |
| 9- 3 | 0- 0 | 1- 1 | | HOME | | 1- 2 | | 1- 0 | | 6- 0 | | |
| 3- 6 | 0- 1 | 0- 3 | | AWAY | | 1- 1 | | 0- 1 | | 2- 0 | | |
| 2- 2 | 0- 0 | 0- 0 | | NEUTRAL | | 0- 0 | | 0- 0 | | 2- 2 | | |
| 10- 2 | 0- 0 | 0- 0 | | NON-CONFERENCE | | 1- 0 | | 0- 0 | | 9- 2 | | |
| 6- 0 | 0- 0 | 0- 0 | | HOME | | 1- 0 | | 0- 0 | | 5- 0 | | |
| 2- 0 | 0- 0 | 0- 0 | | AWAY | | 0- 0 | | 0- 0 | | 2- 0 | | |
| 2- 2 | 0- 0 | 0- 0 | | NEUTRAL | | 0- 0 | | 0- 0 | | 2- 2 | | |
| 4- 9 | 0- 1 | 1- 4 | | CONFERENCE | | 1- 3 | | 1- 1 | | 1- 0 | | |
| 3- 3 | 0- 0 | 1- 1 | | HOME | | 0- 2 | | 1- 0 | | 1- 0 | | |
| 1- 6 | 0- 1 | 0- 3 | | AWAY | | 1- 1 | | 0- 1 | | 0- 0 | | |
| 0- 0 | 0- 0 | 0- 0 | | NEUTRAL | | 0- 0 | | 0- 0 | | 0- 0 | | |
| <hr/> | | | | | | | | | | | | |
| RPI S | Opponent | Score | RPI S | Opponent | Score | RPI S | Opponent | Score | RPI S | Opponent | Score | |
| 18 A | BYU | 0 3 | 26 A | Loyola Marymount | 0 3 | 60 H | Pacific | 1 3 | 106 A | San Francisco | 0 3 | |
| | | | 26 H | Loyola Marymount | 0 3 | 66 A | Pepperdine | 3 2 | 106 H | San Francisco | 3 2 | |
| | | | 28 A | San Diego | 0 3 | 66 H | Pepperdine | 1 3 | 152 N | UC Davis | 3 1 | |
| | | | 39 A | Santa Clara | 2 3 | 76 A | Gonzaga | 0 3 | 162 N | Green Bay | 1 3 | |
| | | | 39 H | Santa Clara | 3 2 | 95 H | Cal Poly | 3 2 | 166 H | St. Mary's (CA) | 3 0 | |
| | | | | | | | | | 167 H | Nevada | 3 1 | |
| | | | | | | | | | 173 H | Idaho | 3 0 | |
| | | | | | | | | | 183 N | Southern Utah | 0 3 | |
| | | | | | | | | | 205 A | Fresno St. | 3 1 | |
| | | | | | | | | | 228 A | Portland St. | 3 1 | |
| | | | | | | | | | 228 N | Youngstown St. | 3 0 | |
| | | | | | | | | | 231 H | UC Riverside | 3 0 | |
| | | | | | | | | | 279 H | Grand Canyon | 3 0 | |
| | | | | | | | | | 314 H | St. Francis Brooklyn | 3 0 | |
| <hr/> | | | | | | | | | | | | |
| LAST 10 GAMES | | | | | | | | | | | | |
| 66 A Pepperdine | | | | | | 3 | 2 | 18 A | BYU | 0 | 3 | |
| 26 A Loyola Marymount | | | | | | 0 | 3 | 28 A | San Diego | 0 | 3 | |
| 39 H Santa Clara | | | | | | 3 | 2 | 26 H | Loyola Marymount | 0 | 3 | |
| 106 H San Francisco | | | | | | 3 | 2 | 66 H | Pepperdine | 1 | 3 | |
| 76 A Gonzaga | | | | | | 0 | 3 | 106 A | San Francisco | 0 | 3 | |

Non-Div. I Games:

Portland

| Average RPI Win: 211 | | WON-LOST RECORD | | WINNING PCT. RANK | | LAST 10 GAMES | | STRENGTH OF SCHEDULE | | OPP. STRENGTH OF SCHEDULE | | TEAM RPI | | ADJ RPI | | CONF. RPI | | ADJ CONF. RPI | |
|----------------------|-------------|-----------------|---|-------------------|----------------|----------------|---|----------------------|----------------|---------------------------|---|----------|------------------|------------|---|-----------|--|---------------|--|
| Average RPI Loss: 71 | | | | | | | | | | | | | | | | | | | |
| DIV. I ONLY | | 16- 12 | | .57143 127 | | 6- 4 | | 92 | | 126 | | 108 | | .54406 110 | | 12 | | 12 | |
| DIV. I NON-CONF. | | 8- 6 | | .57143 141 | | 0- 0 | | 74 | | 112 | | 89 | | .55588 91 | | 13 | | 13 | |
| TOTALS | | RPI 1-25 | | RPI 26-50 | | W-L RECORDS | | RPI 51-100 | | RPI 101-150 | | RPI 150+ | | | | | | | |
| 16- 12 | | 0- 3 | | 0- 0 | | OVERALL | | 2- 5 | | 1- 4 | | 13- 0 | | | | | | | |
| 9- 5 | | 0- 1 | | 0- 0 | | HOME | | 0- 3 | | 1- 1 | | 8- 0 | | | | | | | |
| 5- 4 | | 0- 1 | | 0- 0 | | AWAY | | 2- 2 | | 0- 1 | | 3- 0 | | | | | | | |
| 2- 3 | | 0- 1 | | 0- 0 | | NEUTRAL | | 0- 0 | | 0- 2 | | 2- 0 | | | | | | | |
| 8- 6 | | 0- 3 | | 0- 0 | | NON-CONFERENCE | | 1- 1 | | 1- 2 | | 6- 0 | | | | | | | |
| 5- 2 | | 0- 1 | | 0- 0 | | HOME | | 0- 1 | | 1- 0 | | 4- 0 | | | | | | | |
| 1- 1 | | 0- 1 | | 0- 0 | | AWAY | | 1- 0 | | 0- 0 | | 0- 0 | | | | | | | |
| 2- 3 | | 0- 1 | | 0- 0 | | NEUTRAL | | 0- 0 | | 0- 2 | | 2- 0 | | | | | | | |
| 8- 6 | | 0- 0 | | 0- 0 | | CONFERENCE | | 1- 4 | | 0- 2 | | 7- 0 | | | | | | | |
| 4- 3 | | 0- 0 | | 0- 0 | | HOME | | 0- 2 | | 0- 1 | | 4- 0 | | | | | | | |
| 4- 3 | | 0- 0 | | 0- 0 | | AWAY | | 1- 2 | | 0- 1 | | 3- 0 | | | | | | | |
| 0- 0 | | 0- 0 | | 0- 0 | | NEUTRAL | | 0- 0 | | 0- 0 | | 0- 0 | | | | | | | |
| RPI S | Opponent | Score | | RPI S | Opponent | Score | | RPI S | Opponent | Score | | RPI S | Opponent | Score | | | | | |
| 1 H | Minnesota | 0 | 3 | | | | | 63 A | James Madison | 3 | 0 | 104 A | Hofstra | 0 | 3 | | | | |
| 9 A | Wisconsin | 0 | 3 | | | | | 63 H | James Madison | 2 | 3 | 104 H | Hofstra | 2 | 3 | | | | |
| 20 N | Western Ky. | 0 | 3 | | | | | 64 A | UNCW | 2 | 3 | 107 N | Tulsa | 2 | 3 | | | | |
| | | | | | | | | 79 A | Towson | 0 | 3 | 118 N | Southern Miss. | 0 | 3 | | | | |
| | | | | | | | | 79 H | Towson | 1 | 3 | 137 H | Jacksonville | 3 | 0 | | | | |
| | | | | | | | | 88 A | Alabama | 3 | 2 | 170 H | Delaware | 3 | 2 | | | | |
| | | | | | | | | 98 H | Tennessee | 1 | 3 | 196 H | Bryant | 3 | 0 | | | | |
| | | | | | | | | | | | | 210 N | Colgate | 3 | 2 | | | | |
| | | | | | | | | | | | | 211 H | Sam Houston St. | 3 | 0 | | | | |
| | | | | | | | | | | | | 212 H | Wofford | 3 | 0 | | | | |
| | | | | | | | | | | | | 244 A | William & Mary | 3 | 0 | | | | |
| | | | | | | | | | | | | 244 H | William & Mary | 3 | 1 | | | | |
| | | | | | | | | | | | | 248 A | Northeastern | 3 | 1 | | | | |
| | | | | | | | | | | | | 248 H | Northeastern | 3 | 1 | | | | |
| | | | | | | | | | | | | 263 A | Elon | 3 | 1 | | | | |
| | | | | | | | | | | | | 263 H | Elon | 3 | 0 | | | | |
| | | | | | | | | | | | | 276 N | Northwestern St. | 3 | 1 | | | | |
| | | | | | | | | | | | | 309 H | Charleston So. | 3 | 1 | | | | |
| | | | | LAST 10 GAMES | | | | | | | | | | | | | | | |
| | | | | 244 H | William & Mary | 3 | 1 | 248 A | Northeastern | 3 | 1 | | | | | | | | |
| | | | | 263 H | Elon | 3 | 0 | 248 H | Northeastern | 3 | 1 | | | | | | | | |
| | | | | 63 A | James Madison | 3 | 0 | 79 H | Towson | 1 | 3 | | | | | | | | |
| | | | | 79 A | Towson | 0 | 3 | 63 H | James Madison | 2 | 3 | | | | | | | | |
| | | | | 104 A | Hofstra | 0 | 3 | 244 A | William & Mary | 3 | 0 | | | | | | | | |

Non-Div. I Games:

Col. of Charleston

| Average RPI Win: | 207 | WON-LOST RECORD | WINNING PCT. RANK | LAST 10 GAMES | STRENGTH OF SCHEDULE | OPP. STRENGTH OF SCHEDULE | TEAM RPI | ADJ RPI | CONF. RPI | ADJ CONF. RPI | |
|------------------|----------|-----------------|--------------------|---------------|----------------------|---------------------------|-----------------------|---------|-----------|---------------|-------|
| DIV. I ONLY | 18- 10 | .64286 | 93 | 5- 5 | 148 | 120 | 109 | .54381 | 112 | 17 | 16 |
| DIV. I NON-CONF. | 11- 5 | .6875 | 95 | 1- 0 | 179 | 109 | 100 | .54845 | 100 | 18 | 17 |
| TOTALS | RPI 1-25 | RPI 26-50 | W-L RECORDS | RPI 51-100 | RPI 101-150 | RPI 150+ | | | | | |
| 18- 10 | 0- 0 | 0- 4 | OVERALL | 1- 5 | 2- 0 | 15- 1 | | | | | |
| 7- 4 | 0- 0 | 0- 1 | HOME | 1- 3 | 1- 0 | 5- 0 | | | | | |
| 7- 4 | 0- 0 | 0- 3 | AWAY | 0- 1 | 0- 0 | 7- 0 | | | | | |
| 4- 2 | 0- 0 | 0- 0 | NEUTRAL | 0- 1 | 1- 0 | 3- 1 | | | | | |
| 11- 5 | 0- 0 | 0- 2 | NON-CONFERENCE | 1- 2 | 2- 0 | 8- 1 | | | | | |
| 5- 1 | 0- 0 | 0- 0 | HOME | 1- 1 | 1- 0 | 3- 0 | | | | | |
| 2- 2 | 0- 0 | 0- 2 | AWAY | 0- 0 | 0- 0 | 2- 0 | | | | | |
| 4- 2 | 0- 0 | 0- 0 | NEUTRAL | 0- 1 | 1- 0 | 3- 1 | | | | | |
| 7- 5 | 0- 0 | 0- 2 | CONFERENCE | 0- 3 | 0- 0 | 7- 0 | | | | | |
| 2- 3 | 0- 0 | 0- 1 | HOME | 0- 2 | 0- 0 | 2- 0 | | | | | |
| 5- 2 | 0- 0 | 0- 1 | AWAY | 0- 1 | 0- 0 | 5- 0 | | | | | |
| 0- 0 | 0- 0 | 0- 0 | NEUTRAL | 0- 0 | 0- 0 | 0- 0 | | | | | |
| RPI S | Opponent | Score | RPI S | Opponent | Score | RPI S | Opponent | Score | RPI S | Opponent | Score |
| | | | 35 A Dayton | 2 3 | 68 H Oregon | 2 3 | 103 N Maryland | 3 1 | | | |
| | | | 35 H Dayton | 0 3 | 70 A Saint Louis | 0 3 | 136 H Princeton | 3 1 | | | |
| | | | 36 A Michigan | 1 3 | 70 H Saint Louis | 2 3 | 152 H UC Davis | 3 2 | | | |
| | | | 43 A Pittsburgh | 1 3 | 74 H American | 3 2 | 160 N Texas Tech | 1 3 | | | |
| | | | | | 86 N Oakland | 2 3 | 163 N Lehigh | 3 0 | | | |
| | | | | | 93 H Rhode Island | 2 3 | 177 N West Virginia | 3 0 | | | |
| | | | | | | | 178 A VCU | 3 2 | | | |
| | | | | | | | 186 A Duquesne | 3 0 | | | |
| | | | | | | | 215 A Georgetown | 3 0 | | | |
| | | | | | | | 217 A George Mason | 3 0 | | | |
| | | | | | | | 217 H George Mason | 3 1 | | | |
| | | | | | | | 223 H Radford | 3 1 | | | |
| | | | | | | | 257 N Bowling Green | 3 0 | | | |
| | | | | | | | 261 A Davidson | 3 0 | | | |
| | | | | | | | 275 H Fordham | 3 0 | | | |
| | | | | | | | 277 A Navy | 3 0 | | | |
| | | | | | | | 297 A La Salle | 3 0 | | | |
| | | | | | | | 310 H Loyola Maryland | 3 1 | | | |
| LAST 10 GAMES | | | | | | | | | | | |
| | | | 70 A Saint Louis | 0 3 | 74 H American | 3 2 | | | | | |
| | | | 35 A Dayton | 2 3 | 186 A Duquesne | 3 0 | | | | | |
| | | | 217 A George Mason | 3 0 | 297 A La Salle | 3 0 | | | | | |
| | | | 275 H Fordham | 3 0 | 35 H Dayton | 0 3 | | | | | |
| | | | 93 H Rhode Island | 2 3 | 70 H Saint Louis | 2 3 | | | | | |

Non-Div. I Games:

George Washington

| Average RPI Win: 217 | | WON-LOST | WINNING | LAST 10 | STRENGTH OF | | OPP. STRENGTH | TEAM | ADJ | CONF. | ADJ CONF. |
|----------------------|--------------|------------------|---------------|----------------|------------------|-------|-----------------|------------------|-------------|------------------|------------------|
| Average RPI Loss: 63 | | RECORD | PCT. RANK | GAMES | SCHEDULE | | OF SCHEDULE | RPI | RPI | RPI | RPI |
| DIV. I ONLY | | 17- 11 | .60714 | 111 | 7- 3 | | 127 | 127 | 115 | .54336 | 113 |
| DIV. I NON-CONF. | | 5- 8 | .38462 | 228 | 0- 1 | | 86 | 73 | 160 | .50837 | 153 |
| TOTALS | | RPI 1-25 | RPI 26-50 | | W-L RECORDS | | RPI 51-100 | | RPI 101-150 | | RPI 150+ |
| 17- 11 | 0- 2 | 0- 4 | | OVERALL | | 1- 3 | | 3- 2 | | 13- 0 | |
| 10- 2 | 0- 0 | 0- 0 | | HOME | | 1- 2 | | 2- 0 | | 7- 0 | |
| 6- 7 | 0- 2 | 0- 3 | | AWAY | | 0- 1 | | 1- 1 | | 5- 0 | |
| 1- 2 | 0- 0 | 0- 1 | | NEUTRAL | | 0- 0 | | 0- 1 | | 1- 0 | |
| 5- 8 | 0- 1 | 0- 4 | | NON-CONFERENCE | | 1- 2 | | 0- 1 | | 4- 0 | |
| 3- 2 | 0- 0 | 0- 0 | | HOME | | 1- 2 | | 0- 0 | | 2- 0 | |
| 1- 4 | 0- 1 | 0- 3 | | AWAY | | 0- 0 | | 0- 0 | | 1- 0 | |
| 1- 2 | 0- 0 | 0- 1 | | NEUTRAL | | 0- 0 | | 0- 1 | | 1- 0 | |
| 12- 3 | 0- 1 | 0- 0 | | CONFERENCE | | 0- 1 | | 3- 1 | | 9- 0 | |
| 7- 0 | 0- 0 | 0- 0 | | HOME | | 0- 0 | | 2- 0 | | 5- 0 | |
| 5- 3 | 0- 1 | 0- 0 | | AWAY | | 0- 1 | | 1- 1 | | 4- 0 | |
| 0- 0 | 0- 0 | 0- 0 | | NEUTRAL | | 0- 0 | | 0- 0 | | 0- 0 | |
| RPI S | Opponent | Score | RPI S | Opponent | Score | RPI S | Opponent | Score | RPI S | Opponent | Score |
| 22 A | Arkansas St. | 2 3 | 33 A | Wichita St. | 0 3 | 68 H | Oregon | 0 3 | 105 N | Northern Ill. | 1 3 |
| 24 A | SMU | 0 3 | 37 A | Baylor | 0 3 | 71 A | Appalachian St. | 0 3 | 122 A | Texas-Arlington | 3 1 |
| | | | 42 A | TCU | 0 3 | 77 H | UTSA | 3 2 | 122 H | Texas-Arlington | 3 2 |
| | | | 46 N | Arizona | 0 3 | 94 H | Indiana | 2 3 | 142 H | Little Rock | 3 1 |
| | | | | | | | | | 148 A | South Ala. | 2 3 |
| | | | | | | | | | 174 A | Troy | 3 1 |
| | | | | | | | | | 174 H | Troy | 3 0 |
| | | | | | | | | | 211 A | Sam Houston St. | 3 0 |
| | | | | | | | | | 235 H | Ga. Southern | 3 0 |
| | | | | | | | | | 241 H | Lamar | 3 0 |
| | | | | | | | | | 246 A | La.-Monroe | 3 0 |
| | | | | | | | | | 246 H | La.-Monroe | 3 0 |
| | | | | | | | | | 259 A | Georgia St. | 3 0 |
| | | | | | | | | | 259 H | Georgia St. | 3 1 |
| | | | | | | | | | 271 N | South Dakota St. | 3 1 |
| | | | | | | | | | 292 A | La.-Lafayette | 3 0 |
| | | | | | | | | | 292 H | La.-Lafayette | 3 0 |
| | | | | | | | | | 322 H | Prairie View | 3 0 |
| | | | LAST 10 GAMES | | | | | | | | |
| | | | 292 A | La.-Lafayette | 3 0 | 174 A | Troy | 3 1 | | | |
| | | | 246 A | La.-Monroe | 3 0 | 22 A | Arkansas St. | 2 3 | | | |
| | | | 246 H | La.-Monroe | 3 0 | 122 A | Texas-Arlington | 3 1 | | | |
| | | | 174 H | Troy | 3 0 | 37 A | Baylor | 0 3 | | | |
| | | | 148 A | South Ala. | 2 3 | 122 H | Texas-Arlington | 3 2 | | | |

Non-Div. I Games:

Texas St.

| | | | | | | | | | | | | |
|-------------------|-----------|-----------|-----------|-----------------|-------------|---------------|-----------|-------------|--------|-----------------|-------|---|
| Average RPI Win: | 141 | WON-LOST | WINNING | LAST 10 | STRENGTH OF | OPP. STRENGTH | TEAM | ADJ | CONF. | ADJ CONF. | | |
| Average RPI Loss: | 49 | RECORD | PCT. RANK | GAMES | SCHEDULE | OF SCHEDULE | RPI | RPI | RPI | RPI | | |
| DIV. I ONLY | | 9- 14 | .3913 | 227 | 4- 6 | 33 | 33 | 116 | .54289 | 114 | 5 | 5 |
| DIV. I NON-CONF. | | 4- 7 | .36364 | 237 | 0- 0 | 36 | 21 | 117 | .54027 | 114 | 4 | 4 |
| <hr/> | | | | | | | | | | | | |
| TOTALS | RPI 1-25 | RPI 26-50 | | W-L RECORDS | | RPI 51-100 | | RPI 101-150 | | RPI 150+ | | |
| 9- 14 | 0- 4 | 0- 4 | | OVERALL | | 3- 5 | | 2- 1 | | 4- 0 | | |
| 4- 5 | 0- 1 | 0- 3 | | HOME | | 2- 1 | | 1- 0 | | 1- 0 | | |
| 2- 6 | 0- 3 | 0- 0 | | AWAY | | 0- 3 | | 1- 0 | | 1- 0 | | |
| 3- 3 | 0- 0 | 0- 1 | | NEUTRAL | | 1- 1 | | 0- 1 | | 2- 0 | | |
| 4- 7 | 0- 1 | 0- 3 | | NON-CONFERENCE | | 1- 2 | | 1- 1 | | 2- 0 | | |
| 0- 2 | 0- 0 | 0- 2 | | HOME | | 0- 0 | | 0- 0 | | 0- 0 | | |
| 1- 2 | 0- 1 | 0- 0 | | AWAY | | 0- 1 | | 1- 0 | | 0- 0 | | |
| 3- 3 | 0- 0 | 0- 1 | | NEUTRAL | | 1- 1 | | 0- 1 | | 2- 0 | | |
| 5- 7 | 0- 3 | 0- 1 | | CONFERENCE | | 2- 3 | | 1- 0 | | 2- 0 | | |
| 4- 3 | 0- 1 | 0- 1 | | HOME | | 2- 1 | | 1- 0 | | 1- 0 | | |
| 1- 4 | 0- 2 | 0- 0 | | AWAY | | 0- 2 | | 0- 0 | | 1- 0 | | |
| 0- 0 | 0- 0 | 0- 0 | | NEUTRAL | | 0- 0 | | 0- 0 | | 0- 0 | | |
| RPI S | Opponent | Score | RPI S | Opponent | Score | RPI S | Opponent | Score | RPI S | Opponent | Score | |
| 3 A | Texas | 0 3 | 30 H | Miami (FL) | 1 3 | 56 A | Ohio | 0 3 | 102 A | New Mexico | 3 2 | |
| 13 A | Kentucky | 1 3 | 34 H | Purdue | 0 3 | 61 N | Rice | 2 3 | 126 H | Mississippi St. | 3 0 | |
| 15 H | Missouri | 0 3 | 36 N | Michigan | 1 3 | 67 N | Xavier | 3 1 | 127 N | UC Irvine | 1 3 | |
| 16 A | Texas A&M | 0 3 | 41 H | Arkansas | 2 3 | 73 A | Auburn | 2 3 | 172 H | South Carolina | 3 0 | |
| | | | | | | 73 H | Auburn | 3 2 | 203 N | LIU Brooklyn | 3 0 | |
| | | | | | | 88 H | Alabama | 2 3 | 206 A | Georgia | 3 2 | |
| | | | | | | 98 A | Tennessee | 0 3 | 221 N | CSUN | 3 0 | |
| | | | | | | 98 H | Tennessee | 3 1 | | | | |
| <hr/> | | | | | | | | | | | | |
| LAST 10 GAMES | | | | | | | | | | | | |
| 15 H | Missouri | 0 3 | 88 H | Alabama | 2 3 | | | | | | | |
| 13 A | Kentucky | 1 3 | 126 H | Mississippi St. | 3 0 | | | | | | | |
| 98 A | Tennessee | 0 3 | 98 H | Tennessee | 3 1 | | | | | | | |
| 73 H | Auburn | 3 2 | 73 A | Auburn | 2 3 | | | | | | | |
| 16 A | Texas A&M | 0 3 | 206 A | Georgia | 3 2 | | | | | | | |

Non-Div. I Games:

LSU

| | | | | | | | | | | | | | | |
|-------------------|----------|-------------|-----------|---------------------|-------------|---------------|-------|------------------|--------|-------------|-------|----------------|-----|--|
| Average RPI Win: | 208 | WON-LOST | WINNING | LAST 10 | STRENGTH OF | OPP. STRENGTH | TEAM | ADJ | CONF. | ADJ CONF. | | | | |
| Average RPI Loss: | 103 | RECORD | PCT. RANK | GAMES | SCHEDULE | OF SCHEDULE | RPI | RPI | RPI | RPI | | | | |
| DIV. I ONLY | | 16- 8 | .66667 | 82 | 6- 4 | 175 | 139 | 113 | .54122 | 115 | 19 | 19 | | |
| DIV. I NON-CONF. | | 6- 4 | .6 | 132 | 0- 0 | 240 | 47 | 147 | .51155 | 146 | 22 | 22 | | |
| <hr/> | | | | | | | | | | | | | | |
| TOTALS | RPI 1-25 | RPI 26-50 | | W-L RECORDS | | RPI 51-100 | | RPI 101-150 | | RPI 150+ | | | | |
| 16- 8 | 0- 1 | 0- 2 | | OVERALL | | 1- 1 | | 3- 2 | | 12- 2 | | | | |
| 9- 0 | 0- 0 | 0- 0 | | HOME | | 1- 0 | | 2- 0 | | 6- 0 | | | | |
| 6- 6 | 0- 1 | 0- 0 | | AWAY | | 0- 1 | | 1- 2 | | 5- 2 | | | | |
| 1- 2 | 0- 0 | 0- 2 | | NEUTRAL | | 0- 0 | | 0- 0 | | 1- 0 | | | | |
| <hr/> | | | | | | | | | | | | | | |
| 6- 4 | 0- 1 | 0- 2 | | NON-CONFERENCE | | 0- 0 | | 0- 0 | | 6- 1 | | | | |
| 3- 0 | 0- 0 | 0- 0 | | HOME | | 0- 0 | | 0- 0 | | 3- 0 | | | | |
| 2- 2 | 0- 1 | 0- 0 | | AWAY | | 0- 0 | | 0- 0 | | 2- 1 | | | | |
| 1- 2 | 0- 0 | 0- 2 | | NEUTRAL | | 0- 0 | | 0- 0 | | 1- 0 | | | | |
| <hr/> | | | | | | | | | | | | | | |
| 10- 4 | 0- 0 | 0- 0 | | CONFERENCE | | 1- 1 | | 3- 2 | | 6- 1 | | | | |
| 6- 0 | 0- 0 | 0- 0 | | HOME | | 1- 0 | | 2- 0 | | 3- 0 | | | | |
| 4- 4 | 0- 0 | 0- 0 | | AWAY | | 0- 1 | | 1- 2 | | 3- 1 | | | | |
| 0- 0 | 0- 0 | 0- 0 | | NEUTRAL | | 0- 0 | | 0- 0 | | 0- 0 | | | | |
| <hr/> | | | | | | | | | | | | | | |
| RPI | S | Opponent | Score | RPI | S | Opponent | Score | RPI | S | Opponent | Score | | | |
| 20 | A | Western Ky. | 0 3 | 38 | N | Northwestern | 0 3 | 84 | A | Chattanooga | 1 3 | | | |
| | | | | 40 | N | Missouri St. | 0 3 | 84 | H | Chattanooga | 3 2 | | | |
| | | | | | | | | | | 121 | A | UNCG | 0 3 | |
| | | | | | | | | | | 128 | A | ETSU | 3 0 | |
| | | | | | | | | | | 128 | H | ETSU | 3 0 | |
| | | | | | | | | | | 146 | A | Samford | 0 3 | |
| | | | | | | | | | | 146 | H | Samford | 3 0 | |
| | | | | | | | | | | 161 | N | Western Mich. | 3 1 | |
| | | | | | | | | | | 164 | A | Milwaukee | 2 3 | |
| | | | | | | | | | | 172 | H | South Carolina | 3 1 | |
| | | | | | | | | | | 195 | A | Charlotte | 3 1 | |
| | | | | | | | | | | 209 | H | Clemson | 3 2 | |
| | | | | | | | | | | 212 | A | Wofford | 0 3 | |
| | | | | | | | | | | 222 | A | Western Caro. | 3 0 | |
| | | | | | | | | | | 222 | H | Western Caro. | 3 1 | |
| | | | | | | | | | | 251 | A | Mercer | 3 1 | |
| | | | | | | | | | | 251 | H | Mercer | 3 0 | |
| | | | | | | | | | | 253 | H | Winthrop | 3 1 | |
| | | | | | | | | | | 299 | A | Citadel | 3 1 | |
| | | | | | | | | | | 299 | H | Citadel | 3 0 | |
| | | | | | | | | | | 307 | A | Gardner-Webb | 3 0 | |
| <hr/> | | | | | | | | | | | | | | |
| | | | | LAST 10 GAMES | | | | | | | | | | |
| | | | | 84 A Chattanooga | | 1 3 | | 146 H Samford | | | | | 3 0 | |
| | | | | 146 A Samford | | 0 3 | | 251 A Mercer | | | | | 3 1 | |
| | | | | 222 H Western Caro. | | 3 1 | | 121 A UNCG | | | | | 0 3 | |
| | | | | 128 A ETSU | | 3 0 | | 84 H Chattanooga | | | | | 3 2 | |
| | | | | 299 H Citadel | | 3 0 | | 212 A Wofford | | | | | 0 3 | |

Non-Div. I Games:

Furman

| | | | | | | | | | | | | | |
|-------------------|----------|-----------|-----------|----------------|-------------|------------------------|----------|----------------------|-------|-----------|-------|--|--|
| Average RPI Win: | 221 | WON-LOST | WINNING | LAST 10 | STRENGTH OF | OPP. STRENGTH | TEAM | ADJ | CONF. | ADJ CONF. | | | |
| Average RPI Loss: | 118 | RECORD | PCT. RANK | GAMES | SCHEDULE | OF SCHEDULE | RPI | RPI | RPI | RPI | | | |
| DIV. I ONLY | 16- 7 | .69565 | 69 | 7- 3 | 176 | 229 | 114 | .54112 | 116 | 14 | 14 | | |
| DIV. I NON-CONF. | 8- 3 | .72727 | 72 | 0- 0 | 225 | 278 | 131 | .52759 | 133 | 17 | 18 | | |
| <hr/> | | | | | | | | | | | | | |
| TOTALS | RPI 1-25 | RPI 26-50 | | W-L RECORDS | | RPI 51-100 | | RPI 101-150 | | RPI 150+ | | | |
| 16- 7 | 0- 0 | 0- 0 | | OVERALL | | 3- 3 | | 0- 3 | | 13- 1 | | | |
| 9- 3 | 0- 0 | 0- 0 | | HOME | | 2- 2 | | 0- 1 | | 7- 0 | | | |
| 4- 3 | 0- 0 | 0- 0 | | AWAY | | 1- 1 | | 0- 1 | | 3- 1 | | | |
| 3- 1 | 0- 0 | 0- 0 | | NEUTRAL | | 0- 0 | | 0- 1 | | 3- 0 | | | |
| <hr/> | | | | | | | | | | | | | |
| 8- 3 | 0- 0 | 0- 0 | | NON-CONFERENCE | | 1- 1 | | 0- 2 | | 7- 0 | | | |
| 4- 1 | 0- 0 | 0- 0 | | HOME | | 1- 1 | | 0- 0 | | 3- 0 | | | |
| 1- 1 | 0- 0 | 0- 0 | | AWAY | | 0- 0 | | 0- 1 | | 1- 0 | | | |
| 3- 1 | 0- 0 | 0- 0 | | NEUTRAL | | 0- 0 | | 0- 1 | | 3- 0 | | | |
| <hr/> | | | | | | | | | | | | | |
| 8- 4 | 0- 0 | 0- 0 | | CONFERENCE | | 2- 2 | | 0- 1 | | 6- 1 | | | |
| 5- 2 | 0- 0 | 0- 0 | | HOME | | 1- 1 | | 0- 1 | | 4- 0 | | | |
| 3- 2 | 0- 0 | 0- 0 | | AWAY | | 1- 1 | | 0- 0 | | 2- 1 | | | |
| 0- 0 | 0- 0 | 0- 0 | | NEUTRAL | | 0- 0 | | 0- 0 | | 0- 0 | | | |
| <hr/> | | | | | | | | | | | | | |
| RPI S | Opponent | Score | RPI S | Opponent | Score | RPI S | Opponent | Score | RPI S | Opponent | Score | | |
| | | | | | | 59 A Lipscomb | 3 2 | 108 N Loyola Chicago | 0 3 | | | | |
| | | | | | | 59 H Lipscomb | 2 3 | 134 A Valparaiso | 0 3 | | | | |
| | | | | | | 81 H Georgia Tech | 3 1 | 137 H Jacksonville | 0 3 | | | | |
| | | | | | | 84 H Chattanooga | 0 3 | 156 H North Florida | 3 1 | | | | |
| | | | | | | 85 A FGCU | 2 3 | 208 A USC Upstate | 3 2 | | | | |
| | | | | | | 85 H FGCU | 3 1 | 208 H USC Upstate | 3 2 | | | | |
| | | | | | | 216 A Stetson | 1 3 | 216 H Stetson | 3 0 | | | | |
| | | | | | | 235 N Ga. Southern | 3 2 | 251 N Mercer | 3 0 | | | | |
| | | | | | | 259 A Georgia St. | 3 2 | 263 N Elon | 3 0 | | | | |
| | | | | | | 293 A NJIT | 3 0 | 293 H NJIT | 3 0 | | | | |
| | | | | | | 301 H Jacksonville St. | 3 0 | 302 H Alabama St. | 3 0 | | | | |
| | | | | | | 332 H Savannah St. | 3 0 | | | | | | |
| | | | | | | LAST 10 GAMES | | | | | | | |
| | | | | | | 85 H FGCU | 3 1 | 59 A Lipscomb | 3 2 | | | | |
| | | | | | | 216 H Stetson | 3 0 | 293 A NJIT | 3 0 | | | | |
| | | | | | | 59 H Lipscomb | 2 3 | 216 A Stetson | 1 3 | | | | |
| | | | | | | 293 H NJIT | 3 0 | 85 A FGCU | 2 3 | | | | |
| | | | | | | 208 A USC Upstate | 3 2 | 156 H North Florida | 3 1 | | | | |

Non-Div. I Games:

Kennesaw St.

| Average RPI Win: | | 253 | WON-LOST RECORD | | WINNING PCT. RANK | | LAST 10 GAMES | | STRENGTH OF SCHEDULE | | OPP. STRENGTH OF SCHEDULE | | TEAM RPI | | ADJ RPI | | CONF. RPI | | ADJ CONF. RPI | |
|------------------|---|----------|-----------------|-----------|-------------------|----------------|---------------|-----------------|----------------------|-------------|---------------------------|---------------|----------|-----------------|------------|-------|-----------|--|---------------|--|
| DIV. I ONLY | | | 20- 7 | | .74074 47 | | 9- 1 | | 239 | | 238 | | 117 | | .53734 117 | | 25 | | 25 | |
| DIV. I NON-CONF. | | | 8- 5 | | .61538 125 | | 0- 0 | | 175 | | 173 | | 135 | | .52596 136 | | 25 | | 26 | |
| TOTALS | | RPI 1-25 | | RPI 26-50 | | W-L RECORDS | | RPI 51-100 | | RPI 101-150 | | RPI 150+ | | | | | | | | |
| 20- 7 | | 0- 1 | | 0- 1 | | OVERALL | | 0- 3 | | 1- 0 | | 19- 2 | | | | | | | | |
| 10- 2 | | 0- 0 | | 0- 0 | | HOME | | 0- 1 | | 0- 0 | | 10- 1 | | | | | | | | |
| 6- 2 | | 0- 0 | | 0- 1 | | AWAY | | 0- 1 | | 0- 0 | | 6- 0 | | | | | | | | |
| 4- 3 | | 0- 1 | | 0- 0 | | NEUTRAL | | 0- 1 | | 1- 0 | | 3- 1 | | | | | | | | |
| 8- 5 | | 0- 1 | | 0- 1 | | NON-CONFERENCE | | 0- 1 | | 1- 0 | | 7- 2 | | | | | | | | |
| 3- 1 | | 0- 0 | | 0- 0 | | HOME | | 0- 0 | | 0- 0 | | 3- 1 | | | | | | | | |
| 1- 1 | | 0- 0 | | 0- 1 | | AWAY | | 0- 0 | | 0- 0 | | 1- 0 | | | | | | | | |
| 4- 3 | | 0- 1 | | 0- 0 | | NEUTRAL | | 0- 1 | | 1- 0 | | 3- 1 | | | | | | | | |
| 12- 2 | | 0- 0 | | 0- 0 | | CONFERENCE | | 0- 2 | | 0- 0 | | 12- 0 | | | | | | | | |
| 7- 1 | | 0- 0 | | 0- 0 | | HOME | | 0- 1 | | 0- 0 | | 7- 0 | | | | | | | | |
| 5- 1 | | 0- 0 | | 0- 0 | | AWAY | | 0- 1 | | 0- 0 | | 5- 0 | | | | | | | | |
| 0- 0 | | 0- 0 | | 0- 0 | | NEUTRAL | | 0- 0 | | 0- 0 | | 0- 0 | | | | | | | | |
| RPI | S | Opponent | | Score | | RPI | S | Opponent | | Score | | RPI | S | Opponent | | Score | | | | |
| 6 | N | Kansas | | 0 3 | | 41 | A | Arkansas | | 1 3 | | 74 | A | American | | 0 3 | | | | |
| | | | | | | | | | | | | 74 | H | American | | 1 3 | | | | |
| | | | | | | | | | | | | 93 | N | Rhode Island | | 1 3 | | | | |
| | | | | | | | | | | | | 147 | N | Harvard | | 3 2 | | | | |
| | | | | | | | | | | | | 159 | N | California | | 1 3 | | | | |
| | | | | | | | | | | | | 163 | H | Lehigh | | 3 0 | | | | |
| | | | | | | | | | | | | 189 | N | Air Force | | 3 2 | | | | |
| | | | | | | | | | | | | 197 | H | Marist | | 1 3 | | | | |
| | | | | | | | | | | | | 210 | A | Colgate | | 3 1 | | | | |
| | | | | | | | | | | | | 210 | H | Colgate | | 3 1 | | | | |
| | | | | | | | | | | | | 214 | N | McNeese St. | | 3 1 | | | | |
| | | | | | | | | | | | | 226 | A | Stony Brook | | 3 1 | | | | |
| | | | | | | | | | | | | 244 | H | William & Mary | | 3 2 | | | | |
| | | | | | | | | | | | | 249 | H | Bucknell | | 3 0 | | | | |
| | | | | | | | | | | | | 255 | N | Columbia | | 3 0 | | | | |
| | | | | | | | | | | | | 277 | A | Navy | | 3 0 | | | | |
| | | | | | | | | | | | | 277 | H | Navy | | 3 2 | | | | |
| | | | | | | | | | | | | 278 | H | Cornell | | 3 0 | | | | |
| | | | | | | | | | | | | 285 | A | Lafayette | | 3 0 | | | | |
| | | | | | | | | | | | | 285 | H | Lafayette | | 3 0 | | | | |
| | | | | | | | | | | | | 300 | H | Iona | | 3 0 | | | | |
| | | | | | | | | | | | | 310 | A | Loyola Maryland | | 3 0 | | | | |
| | | | | | | | | | | | | 310 | H | Loyola Maryland | | 3 0 | | | | |
| | | | | | | | | | | | | 313 | A | Holy Cross | | 3 1 | | | | |
| | | | | | | | | | | | | 313 | H | Holy Cross | | 3 0 | | | | |
| LAST 10 GAMES | | | | | | LAST 10 GAMES | | | | | | LAST 10 GAMES | | | | | | | | |
| | | | | | | 285 | A | Lafayette | | 3 0 | | 313 | A | Holy Cross | | 3 1 | | | | |
| | | | | | | 277 | A | Navy | | 3 0 | | 249 | H | Bucknell | | 3 0 | | | | |
| | | | | | | 74 | H | American | | 1 3 | | 163 | H | Lehigh | | 3 0 | | | | |
| | | | | | | 310 | H | Loyola Maryland | | 3 0 | | 277 | H | Navy | | 3 2 | | | | |
| | | | | | | 210 | H | Colgate | | 3 1 | | 285 | H | Lafayette | | 3 0 | | | | |

Non-Div. I Games:

Army West Point

| Average RPI Win: | 218 | WON-LOST RECORD | WINNING PCT. RANK | LAST 10 GAMES | | STRENGTH OF SCHEDULE | OPP. STRENGTH OF SCHEDULE | TEAM RPI | ADJ RPI | CONF. RPI | ADJ CONF. RPI |
|----------------------|----------|----------------------|-------------------|--------------------------|--|------------------------------|---------------------------|----------------------|-------------|-----------|---------------|
| DIV. I ONLY | | 23-9 | .71875 61 | 6-4 | | 244 | 172 | 118 | .53489 118 | 11 | 11 |
| DIV. I NON-CONF. | | 13-4 | .76471 58 | 0-0 | | 245 | 214 | 120 | .53499 121 | 12 | 12 |
| TOTALS | RPI 1-25 | | RPI 26-50 | W-L RECORDS | | RPI 51-100 | | | RPI 101-150 | | RPI 150+ |
| 23-9 | 0-1 | | 0-0 | OVERALL | | 1-5 | | | 3-2 | | 19-1 |
| 12-1 | 0-0 | | 0-0 | HOME | | 0-1 | | | 1-0 | | 11-0 |
| 6-6 | 0-1 | | 0-0 | AWAY | | 1-4 | | | 0-1 | | 5-0 |
| 5-2 | 0-0 | | 0-0 | NEUTRAL | | 0-0 | | | 2-1 | | 3-1 |
| 13-4 | 0-0 | | 0-0 | NON-CONFERENCE | | 1-1 | | | 3-2 | | 9-1 |
| 6-0 | 0-0 | | 0-0 | HOME | | 0-0 | | | 1-0 | | 5-0 |
| 2-2 | 0-0 | | 0-0 | AWAY | | 1-1 | | | 0-1 | | 1-0 |
| 5-2 | 0-0 | | 0-0 | NEUTRAL | | 0-0 | | | 2-1 | | 3-1 |
| 10-5 | 0-1 | | 0-0 | CONFERENCE | | 0-4 | | | 0-0 | | 10-0 |
| 6-1 | 0-0 | | 0-0 | HOME | | 0-1 | | | 0-0 | | 6-0 |
| 4-4 | 0-1 | | 0-0 | AWAY | | 0-3 | | | 0-0 | | 4-0 |
| 0-0 | 0-0 | | 0-0 | NEUTRAL | | 0-0 | | | 0-0 | | 0-0 |
| RPI S Opponent Score | | RPI S Opponent Score | | RPI S Opponent Score | | RPI S Opponent Score | | RPI S Opponent Score | | | |
| 20 A Western Ky. 1 3 | | | | 61 A Rice 0 3 | | 107 N Tulsa 3 1 | | | | | |
| | | | | 75 A Ole Miss 0 3 | | 110 N Col. of Charleston 3 0 | | | | | |
| | | | | 88 A Alabama 3 2 | | 126 N Mississippi St. 2 3 | | | | | |
| | | | | 89 A Fla. Atlantic 1 3 | | 138 A Memphis 1 3 | | | | | |
| | | | | 89 H Fla. Atlantic 1 3 | | 148 H South Ala. 3 2 | | | | | |
| | | | | 100 A North Texas 0 3 | | 158 H FIU 3 2 | | | | | |
| | | | | | | 168 A Marshall 3 0 | | | | | |
| | | | | | | 180 N Belmont 3 1 | | | | | |
| | | | | | | 195 A Charlotte 3 2 | | | | | |
| | | | | | | 195 H Charlotte 3 2 | | | | | |
| | | | | | | 204 H UTEP 3 2 | | | | | |
| | | | | | | 219 H Middle Tenn. 3 0 | | | | | |
| | | | | | | 227 N Buffalo 3 2 | | | | | |
| | | | | | | 239 H New Orleans 3 0 | | | | | |
| | | | | | | 250 A Louisiana Tech 3 1 | | | | | |
| | | | | | | 250 H Louisiana Tech 3 2 | | | | | |
| | | | | | | 251 H Mercer 3 2 | | | | | |
| | | | | | | 260 H Southeastern La. 3 1 | | | | | |
| | | | | | | 276 N Northwestern St. 3 0 | | | | | |
| | | | | | | 284 A UAB 3 1 | | | | | |
| | | | | | | 284 H UAB 3 0 | | | | | |
| | | | | LAST 10 GAMES | | 286 N Austin Peay 2 3 | | | | | |
| | | | | 195 H Charlotte 3 2 | | 288 H Nicholls St. 3 0 | | | | | |
| | | | | 168 A Marshall 3 0 | | 316 A Jackson St. 3 0 | | | | | |
| | | | | 100 A North Texas 0 3 | | 326 H Southern U. 3 0 | | | | | |
| | | | | 61 A Rice 0 3 | | | | | | | |
| | | | | 284 H UAB 3 0 | | | | | | | |
| | | | | 204 H UTEP 3 2 | | | | | | | |
| | | | | 89 A Fla. Atlantic 1 3 | | | | | | | |
| | | | | 250 H Louisiana Tech 3 2 | | | | | | | |
| | | | | 158 H FIU 3 2 | | | | | | | |
| | | | | 20 A Western Ky. 1 3 | | | | | | | |

Non-Div. I Games:

Southern Miss.

| | | | | | | | | | | | | | | | | | | | | | | | | |
|-------------------|---|-----------|----------|-----------|-----------|----------------|---------|--------------|-------------|-------------|---------------|----------|------|------------------|-----|-------------------|--------|---|-----------|--|----|--|----|--|
| Average RPI Win: | | 196 | WON-LOST | | WINNING | | LAST 10 | | STRENGTH OF | | OPP. STRENGTH | | TEAM | | ADJ | | CONF. | | ADJ CONF. | | | | | |
| Average RPI Loss: | | 117 | RECORD | | PCT. RANK | | GAMES | | SCHEDULE | | OF SCHEDULE | | RPI | | RPI | | RPI | | RPI | | | | | |
| DIV. I ONLY | | | 17- 11 | | .60714 | | 111 | | 6- 4 | | 141 | | 169 | | 119 | | .53451 | | 120 | | 21 | | 21 | |
| DIV. I NON-CONF. | | | 9- 5 | | .64286 | | 112 | | 0- 1 | | 65 | | 99 | | 65 | | .57844 | | 66 | | 20 | | 20 | |
| TOTALS | | RPI 1-25 | | RPI 26-50 | | W-L RECORDS | | RPI 51-100 | | RPI 101-150 | | RPI 150+ | | | | | | | | | | | | |
| 17- 11 | | 0- 2 | | 0- 0 | | OVERALL | | 3- 2 | | 3- 3 | | 11- 4 | | | | | | | | | | | | |
| 8- 3 | | 0- 0 | | 0- 0 | | HOME | | 1- 1 | | 1- 0 | | 6- 2 | | | | | | | | | | | | |
| 3- 8 | | 0- 2 | | 0- 0 | | AWAY | | 1- 1 | | 0- 3 | | 2- 2 | | | | | | | | | | | | |
| 6- 0 | | 0- 0 | | 0- 0 | | NEUTRAL | | 1- 0 | | 2- 0 | | 3- 0 | | | | | | | | | | | | |
| 9- 5 | | 0- 2 | | 0- 0 | | NON-CONFERENCE | | 2- 1 | | 2- 2 | | 5- 0 | | | | | | | | | | | | |
| 2- 1 | | 0- 0 | | 0- 0 | | HOME | | 0- 1 | | 0- 0 | | 2- 0 | | | | | | | | | | | | |
| 1- 4 | | 0- 2 | | 0- 0 | | AWAY | | 1- 0 | | 0- 2 | | 0- 0 | | | | | | | | | | | | |
| 6- 0 | | 0- 0 | | 0- 0 | | NEUTRAL | | 1- 0 | | 2- 0 | | 3- 0 | | | | | | | | | | | | |
| 8- 6 | | 0- 0 | | 0- 0 | | CONFERENCE | | 1- 1 | | 1- 1 | | 6- 4 | | | | | | | | | | | | |
| 6- 2 | | 0- 0 | | 0- 0 | | HOME | | 1- 0 | | 1- 0 | | 4- 2 | | | | | | | | | | | | |
| 2- 4 | | 0- 0 | | 0- 0 | | AWAY | | 0- 1 | | 0- 1 | | 2- 2 | | | | | | | | | | | | |
| 0- 0 | | 0- 0 | | 0- 0 | | NEUTRAL | | 0- 0 | | 0- 0 | | 0- 0 | | | | | | | | | | | | |
| RPI | S | Opponent | | Score | | RPI | S | Opponent | | Score | | RPI | S | Opponent | | Score | | | | | | | | |
| 1 | A | Minnesota | | 0 | 3 | | | 70 | A | Saint Louis | | 3 | 1 | 106 | A | San Francisco | | 1 | 3 | | | | | |
| 15 | A | Missouri | | 2 | 3 | | | 79 | H | Towson | | 1 | 3 | 111 | N | UCF | | 3 | 1 | | | | | |
| | | | | | | | | 97 | A | Denver | | 0 | 3 | 119 | A | IUPUI | | 1 | 3 | | | | | |
| | | | | | | | | 97 | H | Denver | | 3 | 2 | 119 | H | IUPUI | | 3 | 0 | | | | | |
| | | | | | | | | 100 | N | North Texas | | 3 | 2 | 127 | N | UC Irvine | | 3 | 2 | | | | | |
| | | | | | | | | | | | | | | 135 | A | North Dakota | | 0 | 3 | | | | | |
| | | | | | | | | | | | | | | 164 | H | Milwaukee | | 3 | 2 | | | | | |
| | | | | | | | | | | | | | | 176 | H | Oral Roberts | | 1 | 3 | | | | | |
| | | | | | | | | | | | | | | 181 | N | Yale | | 3 | 1 | | | | | |
| | | | | | | | | | | | | | | 184 | A | Omaha | | 1 | 3 | | | | | |
| | | | | | | | | | | | | | | 184 | H | Omaha | | 2 | 3 | | | | | |
| | | | | | | | | | | | | | | 194 | A | South Dakota | | 0 | 3 | | | | | |
| | | | | | | | | | | | | | | 194 | H | South Dakota | | 3 | 1 | | | | | |
| | | | | | | | | | | | | | | 198 | H | Utah Valley | | 3 | 0 | | | | | |
| | | | | | | | | | | | | | | 253 | N | Winthrop | | 3 | 1 | | | | | |
| | | | | | | | | | | | | | | 271 | H | South Dakota St. | | 3 | 0 | | | | | |
| | | | | | | | | | | | | | | 274 | A | IPFW | | 3 | 0 | | | | | |
| | | | | | | | | | | | | | | 274 | H | IPFW | | 3 | 0 | | | | | |
| | | | | | | | | | | | | | | 296 | N | Cal St. Fullerton | | 3 | 1 | | | | | |
| | | | | | | | | | | | | | | 305 | A | Western Ill. | | 3 | 0 | | | | | |
| | | | | | | | | | | | | | | 305 | H | Western Ill. | | 3 | 0 | | | | | |
| LAST 10 GAMES | | | | | | | | | | | | | | | | | | | | | | | | |
| | | | | | | 119 | H | IUPUI | | 3 | 0 | 271 | H | South Dakota St. | | 3 | 0 | | | | | | | |
| | | | | | | 274 | H | IPFW | | 3 | 0 | 97 | H | Denver | | 3 | 2 | | | | | | | |
| | | | | | | 194 | A | South Dakota | | 0 | 3 | 135 | A | North Dakota | | 0 | 3 | | | | | | | |
| | | | | | | 305 | A | Western Ill. | | 3 | 0 | 119 | A | IUPUI | | 1 | 3 | | | | | | | |
| | | | | | | 184 | A | Omaha | | 1 | 3 | 274 | A | IPFW | | 3 | 0 | | | | | | | |

Non-Div. I Games:

North Dakota St.

| Average RPI Win: 240 | | WON-LOST RECORD | WINNING PCT. RANK | LAST 10 GAMES | STRENGTH OF SCHEDULE | OPP. STRENGTH OF SCHEDULE | TEAM RPI | ADJ RPI | CONF. RPI | ADJ CONF. RPI | | | |
|-----------------------|---|--------------------|----------------------|------------------|-------------------------|------------------------------|-------------|------------|--------------|------------------|-------|---------------------|-----|
| Average RPI Loss: 109 | | | | | | | | | | | | | |
| DIV. I ONLY | | 20- 9 | .68966 | 72 | 9- 1 | 189 | 251 | 120 | .53359 | 121 | 19 | 19 | |
| DIV. I NON-CONF. | | 10- 5 | .66667 | 98 | 0- 0 | 231 | 277 | 151 | .51018 | 150 | 22 | 22 | |
| <hr/> | | | | | | | | | | | | | |
| TOTALS | | RPI 1-25 | | RPI 26-50 | | W-L RECORDS | | RPI 51-100 | | RPI 101-150 | | RPI 150+ | |
| 20- 9 | | 0- 0 | | 0- 1 | | OVERALL | | 1- 3 | | 2- 4 | | 17- 1 | |
| 10- 1 | | 0- 0 | | 0- 0 | | HOME | | 1- 0 | | 2- 1 | | 7- 0 | |
| 5- 6 | | 0- 0 | | 0- 1 | | AWAY | | 0- 2 | | 0- 3 | | 5- 0 | |
| 5- 2 | | 0- 0 | | 0- 0 | | NEUTRAL | | 0- 1 | | 0- 0 | | 5- 1 | |
| 10- 5 | | 0- 0 | | 0- 1 | | NON-CONFERENCE | | 0- 2 | | 0- 1 | | 10- 1 | |
| 3- 0 | | 0- 0 | | 0- 0 | | HOME | | 0- 0 | | 0- 0 | | 3- 0 | |
| 2- 3 | | 0- 0 | | 0- 1 | | AWAY | | 0- 1 | | 0- 1 | | 2- 0 | |
| 5- 2 | | 0- 0 | | 0- 0 | | NEUTRAL | | 0- 1 | | 0- 0 | | 5- 1 | |
| 10- 4 | | 0- 0 | | 0- 0 | | CONFERENCE | | 1- 1 | | 2- 3 | | 7- 0 | |
| 7- 1 | | 0- 0 | | 0- 0 | | HOME | | 1- 0 | | 2- 1 | | 4- 0 | |
| 3- 3 | | 0- 0 | | 0- 0 | | AWAY | | 0- 1 | | 0- 2 | | 3- 0 | |
| 0- 0 | | 0- 0 | | 0- 0 | | NEUTRAL | | 0- 0 | | 0- 0 | | 0- 0 | |
| RPI | S | Opponent | Score | RPI | S | Opponent | Score | RPI | S | Opponent | Score | | |
| | | | | 37 | A | Baylor | 0 3 | 61 | N | Rice | 0 3 | | |
| | | | | | | | | 84 | A | Chattanooga | 1 3 | | |
| | | | | | | | | 84 | H | Chattanooga | 3 2 | | |
| | | | | | | | | 98 | A | Tennessee | 0 3 | | |
| | | | | | | | | | | 115 | H | Furman | 3 0 |
| | | | | | | | | | | 128 | A | ETSU | 0 3 |
| | | | | | | | | | | 128 | H | ETSU | 0 3 |
| | | | | | | | | | | 145 | A | Liberty | 0 3 |
| | | | | | | | | | | 146 | A | Samford | 0 3 |
| | | | | | | | | | | 146 | H | Samford | 3 0 |
| | | | | | | | | | | 154 | N | Stephen F. Austin | 0 3 |
| | | | | | | | | | | 156 | N | North Florida | 3 0 |
| | | | | | | | | | | 182 | H | High Point | 3 1 |
| | | | | | | | | | | 212 | H | Wofford | 3 1 |
| | | | | | | | | | | 222 | A | Western Caro. | 3 1 |
| | | | | | | | | | | 222 | H | Western Caro. | 3 0 |
| | | | | | | | | | | 232 | N | Eastern Ky. | 3 2 |
| | | | | | | | | | | 251 | A | Mercer | 3 2 |
| | | | | | | | | | | 251 | H | Mercer | 3 0 |
| | | | | | | | | | | 263 | A | Elon | 3 1 |
| | | | | | | | | | | 290 | N | Tennessee Tech | 3 2 |
| | | | | | | | | | | 299 | A | Citadel | 3 0 |
| | | | | | | | | | | 299 | H | Citadel | 3 0 |
| | | | | | | | | | | 302 | H | Alabama St. | 3 0 |
| | | | | | | | | | | 312 | N | Fairleigh Dickinson | 3 0 |
| | | | | | | | | | | 318 | N | Hampton | 3 0 |
| | | | | | | | | | | 320 | H | Norfolk St. | 3 0 |
| | | | | | | | | | | 324 | A | N.C. A&T | 3 0 |
| | | | | LAST 10 GAMES | | | | | | | | | |
| | | | | 128 | H | ETSU | 0 3 | 84 | H | Chattanooga | 3 2 | | |
| | | | | 251 | H | Mercer | 3 0 | 222 | A | Western Caro. | 3 1 | | |
| | | | | 299 | A | Citadel | 3 0 | 212 | H | Wofford | 3 1 | | |
| | | | | 251 | A | Mercer | 3 2 | 299 | H | Citadel | 3 0 | | |
| | | | | 146 | H | Samford | 3 0 | 115 | H | Furman | 3 0 | | |

Non-Div. I Games:

UNCG

| Average RPI Win: | 219 | WON-LOST RECORD | WINNING PCT. RANK | LAST 10 GAMES | STRENGTH OF SCHEDULE | OPP. STRENGTH OF SCHEDULE | TEAM RPI | ADJ RPI | CONF. RPI | ADJ CONF. RPI | |
|-------------------|--------------|-----------------|-------------------|----------------|----------------------|---------------------------|--------------------|---------|-----------|-------------------|-------|
| Average RPI Loss: | 103 | | | | | | | | | | |
| DIV. I ONLY | 18- 9 | .66667 | 82 | 6- 4 | 202 | 179 | 122 | .53332 | 122 | 15 | 15 |
| DIV. I NON-CONF. | 9- 3 | .75 | 59 | 0- 0 | 139 | 184 | 77 | .56852 | 77 | 16 | 16 |
| <hr/> | | | | | | | | | | | |
| TOTALS | RPI 1-25 | RPI 26-50 | | W-L RECORDS | RPI 51-100 | | RPI 101-150 | | RPI 150+ | | |
| 18- 9 | 0- 1 | 1- 1 | | OVERALL | 1- 3 | | 1- 3 | | 15- 1 | | |
| 9- 3 | 0- 0 | 0- 0 | | HOME | 1- 1 | | 1- 1 | | 7- 1 | | |
| 5- 6 | 0- 1 | 0- 1 | | AWAY | 0- 2 | | 0- 2 | | 5- 0 | | |
| 4- 0 | 0- 0 | 1- 0 | | NEUTRAL | 0- 0 | | 0- 0 | | 3- 0 | | |
| <hr/> | | | | | | | | | | | |
| 9- 3 | 0- 0 | 1- 1 | | NON-CONFERENCE | 1- 2 | | 0- 0 | | 7- 0 | | |
| 4- 1 | 0- 0 | 0- 0 | | HOME | 1- 1 | | 0- 0 | | 3- 0 | | |
| 1- 2 | 0- 0 | 0- 1 | | AWAY | 0- 1 | | 0- 0 | | 1- 0 | | |
| 4- 0 | 0- 0 | 1- 0 | | NEUTRAL | 0- 0 | | 0- 0 | | 3- 0 | | |
| <hr/> | | | | | | | | | | | |
| 9- 6 | 0- 1 | 0- 0 | | CONFERENCE | 0- 1 | | 1- 3 | | 8- 1 | | |
| 5- 2 | 0- 0 | 0- 0 | | HOME | 0- 0 | | 1- 1 | | 4- 1 | | |
| 4- 4 | 0- 1 | 0- 0 | | AWAY | 0- 1 | | 0- 2 | | 4- 0 | | |
| 0- 0 | 0- 0 | 0- 0 | | NEUTRAL | 0- 0 | | 0- 0 | | 0- 0 | | |
| <hr/> | | | | | | | | | | | |
| RPI S | Opponent | Score | RPI S | Opponent | Score | RPI S | Opponent | Score | RPI S | Opponent | Score |
| 22 A | Arkansas St. | 1 3 | 41 A | Arkansas | 0 3 | 71 A | Appalachian St. | 0 3 | 113 A | Texas St. | 2 3 |
| | | | 44 N | Villanova | 3 1 | 83 H | A&M-Corpus Christi | 2 3 | 113 H | Texas St. | 1 3 |
| | | | | | | 97 A | Denver | 2 3 | 142 A | Little Rock | 2 3 |
| | | | | | | 100 H | North Texas | 3 0 | 142 H | Little Rock | 3 1 |
| | | | | | | | | | 174 H | Troy | 3 2 |
| | | | | | | | | | 176 A | Oral Roberts | 3 1 |
| | | | | | | | | | 189 N | Air Force | 3 0 |
| | | | | | | | | | 220 H | Campbell | 3 0 |
| | | | | | | | | | 230 H | Abilene Christian | 3 0 |
| | | | | | | | | | 235 A | Ga. Southern | 3 0 |
| | | | | | | | | | 235 H | Ga. Southern | 3 1 |
| | | | | | | | | | 246 A | La.-Monroe | 3 0 |
| | | | | | | | | | 246 H | La.-Monroe | 1 3 |
| | | | | | | | | | 247 N | Southeast Mo. St. | 3 0 |
| | | | | | | | | | 259 A | Georgia St. | 3 2 |
| | | | | | | | | | 259 H | Georgia St. | 3 1 |
| | | | | | | | | | 276 N | Northwestern St. | 3 1 |
| | | | | | | | | | 292 A | La.-Lafayette | 3 0 |
| | | | | | | | | | 292 H | La.-Lafayette | 3 0 |
| | | | | | | | | | 331 H | Grambling | 3 0 |
| <hr/> | | | | | | | | | | | |
| | | | LAST 10 GAMES | | | | | | | | |
| | | | 246 A | La.-Monroe | 3 0 | 259 A | Georgia St. | 3 2 | | | |
| | | | 292 A | La.-Lafayette | 3 0 | 113 H | Texas St. | 1 3 | | | |
| | | | 246 H | La.-Monroe | 1 3 | 71 A | Appalachian St. | 0 3 | | | |
| | | | 174 H | Troy | 3 2 | 113 A | Texas St. | 2 3 | | | |
| | | | 235 A | Ga. Southern | 3 0 | 142 H | Little Rock | 3 1 | | | |

Non-Div. I Games:

Texas-Arlington

| Average RPI Win: | | 213 | WON-LOST RECORD | | WINNING PCT. RANK | | LAST 10 GAMES | | STRENGTH OF SCHEDULE | | OPP. STRENGTH OF SCHEDULE | | TEAM RPI | | ADJ RPI | | CONF. RPI | | ADJ CONF. RPI | | | | | | | | |
|-------------------|---|------------|-----------------|-----------|-------------------|----------------|---------------|--------------|----------------------|-------------|---------------------------|----------|----------|---------------------|------------|-------|-----------|-----|---------------|---------------|---|---|--|--|--|--|--|
| Average RPI Loss: | | 85 | | | | | | | | | | | | | | | | | | | | | | | | | |
| DIV. I ONLY | | | 18- 9 | | .66667 82 | | 7- 3 | | 227 | | 115 | | 123 | | .5333 123 | | 20 | | 20 | | | | | | | | |
| DIV. I NON-CONF. | | | 8- 5 | | .61538 125 | | 0- 0 | | 203 | | 58 | | 133 | | .52827 131 | | 15 | | 15 | | | | | | | | |
| TOTALS | | RPI 1-25 | | RPI 26-50 | | W-L RECORDS | | RPI 51-100 | | RPI 101-150 | | RPI 150+ | | | | | | | | | | | | | | | |
| 18- 9 | | 0- 3 | | 1- 0 | | OVERALL | | 2- 3 | | 0- 1 | | 15- 2 | | | | | | | | | | | | | | | |
| 10- 1 | | 0- 0 | | 0- 0 | | HOME | | 1- 1 | | 0- 0 | | 9- 0 | | | | | | | | | | | | | | | |
| 5- 5 | | 0- 1 | | 1- 0 | | AWAY | | 1- 1 | | 0- 1 | | 3- 2 | | | | | | | | | | | | | | | |
| 3- 3 | | 0- 2 | | 0- 0 | | NEUTRAL | | 0- 1 | | 0- 0 | | 3- 0 | | | | | | | | | | | | | | | |
| 8- 5 | | 0- 3 | | 1- 0 | | NON-CONFERENCE | | 0- 1 | | 0- 0 | | 7- 1 | | | | | | | | | | | | | | | |
| 4- 0 | | 0- 0 | | 0- 0 | | HOME | | 0- 0 | | 0- 0 | | 4- 0 | | | | | | | | | | | | | | | |
| 1- 2 | | 0- 1 | | 1- 0 | | AWAY | | 0- 0 | | 0- 0 | | 0- 1 | | | | | | | | | | | | | | | |
| 3- 3 | | 0- 2 | | 0- 0 | | NEUTRAL | | 0- 1 | | 0- 0 | | 3- 0 | | | | | | | | | | | | | | | |
| 10- 4 | | 0- 0 | | 0- 0 | | CONFERENCE | | 2- 2 | | 0- 1 | | 8- 1 | | | | | | | | | | | | | | | |
| 6- 1 | | 0- 0 | | 0- 0 | | HOME | | 1- 1 | | 0- 0 | | 5- 0 | | | | | | | | | | | | | | | |
| 4- 3 | | 0- 0 | | 0- 0 | | AWAY | | 1- 1 | | 0- 1 | | 3- 1 | | | | | | | | | | | | | | | |
| 0- 0 | | 0- 0 | | 0- 0 | | NEUTRAL | | 0- 0 | | 0- 0 | | 0- 0 | | | | | | | | | | | | | | | |
| RPI | S | Opponent | | Score | | RPI | S | Opponent | | Score | | RPI | S | Opponent | | Score | | | | | | | | | | | |
| 17 | A | Illinois | | 0 | 3 | 49 | A | Michigan St. | | 3 | 0 | 56 | A | Ohio | | 1 | 3 | 105 | A | Northern Ill. | 0 | 3 | | | | | |
| 19 | N | Louisville | | 1 | 3 | | | | | | | 56 | H | Ohio | | 3 | 0 | 153 | N | Butler | 3 | 2 | | | | | |
| 23 | N | Creighton | | 2 | 3 | | | | | | | 91 | N | Virginia Tech | | 1 | 3 | 162 | H | Green Bay | 3 | 0 | | | | | |
| | | | | | | | | | | | | 96 | A | Kent St. | | 3 | 2 | 167 | A | Nevada | 0 | 3 | | | | | |
| | | | | | | | | | | | | 96 | H | Kent St. | | 0 | 3 | 188 | A | Ball St. | 0 | 3 | | | | | |
| | | | | | | | | | | | | | | | | | | 191 | H | Eastern Mich. | 3 | 1 | | | | | |
| | | | | | | | | | | | | | | | | | | 200 | H | Northern Ky. | 3 | 0 | | | | | |
| | | | | | | | | | | | | | | | | | | 227 | A | Buffalo | 3 | 0 | | | | | |
| | | | | | | | | | | | | | | | | | | 227 | H | Buffalo | 3 | 0 | | | | | |
| | | | | | | | | | | | | | | | | | | 233 | H | Central Mich. | 3 | 2 | | | | | |
| | | | | | | | | | | | | | | | | | | 245 | H | Wright St. | 3 | 0 | | | | | |
| | | | | | | | | | | | | | | | | | | 257 | H | Bowling Green | 3 | 0 | | | | | |
| | | | | | | | | | | | | | | | | | | 273 | N | Weber St. | 3 | 1 | | | | | |
| | | | | | | | | | | | | | | | | | | 274 | H | IPFW | 3 | 0 | | | | | |
| | | | | | | | | | | | | | | | | | | 287 | A | Toledo | 3 | 1 | | | | | |
| | | | | | | | | | | | | | | | | | | 291 | N | Montana St. | 3 | 2 | | | | | |
| | | | | | | | | | | | | | | | | | | 304 | A | Akron | 3 | 0 | | | | | |
| | | | | | | | | | | | | | | | | | | 304 | H | Akron | 3 | 0 | | | | | |
| | | | | | | LAST 10 GAMES | | | | | | | | | | | | | | | | | | | | | |
| | | | | | | 227 A Buffalo | | | | | | 3 | 0 | 188 A Ball St. | | | | | | 0 | 3 | | | | | | |
| | | | | | | 304 A Akron | | | | | | 3 | 0 | 191 H Eastern Mich. | | | | | | 3 | 1 | | | | | | |
| | | | | | | 96 H Kent St. | | | | | | 0 | 3 | 233 H Central Mich. | | | | | | 3 | 2 | | | | | | |
| | | | | | | 56 H Ohio | | | | | | 3 | 0 | 105 A Northern Ill. | | | | | | 0 | 3 | | | | | | |
| | | | | | | 287 A Toledo | | | | | | 3 | 1 | 257 H Bowling Green | | | | | | 3 | 0 | | | | | | |

Non-Div. I Games:

Miami (OH)

U
t
a
h

| Utah | | | | Through Games Of Though Nov. 8, 2015 | | | | | | | | | | | |
|-------------------------|---|---------------------|------------------|--------------------------------------|---------------|----------------------|---------------------------|-------------------------|---------|----------------|------------------|----------|---|------------|------------------|
| Average RPI Win: | | 142 | WON-LOST RECORD | WINNING PCT. RANK | LAST 10 GAMES | STRENGTH OF SCHEDULE | OPP. STRENGTH OF SCHEDULE | TEAM RPI | ADJ RPI | CONF. RPI | ADJ CONF. RPI | | | | |
| Average RPI Loss: | | 48 | | | | | | | | | | | | | |
| DIV. I ONLY | | | 9- 16 | .36 | 237 | 2- 8 | 45 | 13 | 125 | .53229 | 124 | 3 | 3 | | |
| DIV. I NON-CONF. | | | 6- 5 | .54545 | 146 | 0- 0 | 67 | 41 | 87 | .56207 | 85 | 2 | 2 | | |
| <hr/> | | | | | | | | | | | | | | | |
| TOTALS | | RPI 1-25 | | RPI 26-50 | | W-L RECORDS | | RPI 51-100 | | RPI 101-150 | | RPI 150+ | | | |
| 9- 16 | | 0- 8 | | 0- 2 | | OVERALL | | 4- 4 | | 2- 1 | | 3- 1 | | | |
| 5- 6 | | 0- 4 | | 0- 0 | | HOME | | 3- 1 | | 1- 0 | | 1- 1 | | | |
| 2- 8 | | 0- 4 | | 0- 1 | | AWAY | | 1- 2 | | 0- 1 | | 1- 0 | | | |
| 2- 2 | | 0- 0 | | 0- 1 | | NEUTRAL | | 0- 1 | | 1- 0 | | 1- 0 | | | |
| <hr/> | | | | | | | | | | | | | | | |
| 6- 5 | | 0- 2 | | 0- 1 | | NON-CONFERENCE | | 2- 2 | | 1- 0 | | 3- 0 | | | |
| 2- 2 | | 0- 1 | | 0- 0 | | HOME | | 1- 1 | | 0- 0 | | 1- 0 | | | |
| 2- 1 | | 0- 1 | | 0- 0 | | AWAY | | 1- 0 | | 0- 0 | | 1- 0 | | | |
| 2- 2 | | 0- 0 | | 0- 1 | | NEUTRAL | | 0- 1 | | 1- 0 | | 1- 0 | | | |
| <hr/> | | | | | | | | | | | | | | | |
| 3- 11 | | 0- 6 | | 0- 1 | | CONFERENCE | | 2- 2 | | 1- 1 | | 0- 1 | | | |
| 3- 4 | | 0- 3 | | 0- 0 | | HOME | | 2- 0 | | 1- 0 | | 0- 1 | | | |
| 0- 7 | | 0- 3 | | 0- 1 | | AWAY | | 0- 2 | | 0- 1 | | 0- 0 | | | |
| 0- 0 | | 0- 0 | | 0- 0 | | NEUTRAL | | 0- 0 | | 0- 0 | | 0- 0 | | | |
| <hr/> | | | | | | | | | | | | | | | |
| RPI | S | Opponent | Score | RPI | S | Opponent | Score | RPI | S | Opponent | Score | RPI | S | Opponent | Score |
| 2 | A | Southern California | 0 3 | 46 | A | Arizona | 0 3 | 54 | H | Idaho St. | 3 1 | 140 | N | Seton Hall | 3 2 |
| 2 | H | Southern California | 0 3 | 48 | N | Wyoming | 1 3 | 56 | N | Ohio | 0 3 | 141 | A | Oregon St. | 2 3 |
| 10 | A | UCLA | 1 3 | | | | | 59 | H | Lipscomb | 1 3 | 141 | H | Oregon St. | 3 1 |
| 10 | H | UCLA | 1 3 | | | | | 68 | A | Oregon | 2 3 | 159 | H | California | 2 3 |
| 12 | H | Stanford | 0 3 | | | | | 68 | H | Oregon | 3 1 | 221 | H | CSUN | 3 0 |
| 18 | H | BYU | 0 3 | | | | | 69 | H | Colorado | 3 1 | 252 | A | Utah St. | 3 1 |
| 19 | A | Louisville | 0 3 | | | | | 76 | A | Gonzaga | 3 2 | 258 | N | Montana | 3 1 |
| 25 | A | Arizona St. | 0 3 | | | | | 90 | A | Washington St. | 0 3 | | | | |
| <hr/> | | | | | | | | | | | | | | | |
| LAST 10 GAMES | | | | | | | | | | | | | | | |
| 2 A Southern California | | | | | | | 0 3 | 25 A Arizona St. | | | | | | | 0 3 |
| 10 A UCLA | | | | | | | 1 3 | 159 H California | | | | | | | 2 3 |
| 141 H Oregon St. | | | | | | | 3 1 | 12 H Stanford | | | | | | | 0 3 |
| 68 H Oregon | | | | | | | 3 1 | 2 H Southern California | | | | | | | 0 3 |
| 46 A Arizona | | | | | | | 0 3 | 10 H UCLA | | | | | | | 1 3 |

U
t
a
h

Non-Div. I Games: Utah

U
C
o
n
n

| UConn | | | | Through Games Of Though Nov. 8, 2015 | | | | | | | | | | | |
|-----------------------|----------|--------------------|----------------------|--------------------------------------|-------------------------|------------------------------|----------------|------------|---------------|------------------|----------------|-------|----------------|------------------|--|
| Average RPI Win: 180 | | WON-LOST RECORD | WINNING PCT. RANK | LAST 10 GAMES | STRENGTH OF SCHEDULE | OPP. STRENGTH OF SCHEDULE | TEAM RPI | ADJ RPI | CONF. RPI | ADJ CONF. RPI | | | | | |
| Average RPI Loss: 116 | | | | | | | | | | | | | | | |
| DIV. I ONLY | | 14- 11 | .56 130 | 7- 3 | 118 | 133 | 124 | .53048 125 | 9 | 9 | | | | | |
| DIV. I NON-CONF. | | 6- 5 | .54545 146 | 0- 0 | 190 | 161 | 158 | .50626 158 | 11 | 11 | | | | | |
| | | | | | | | | | | | | | | | |
| TOTALS | | RPI 1-25 | RPI 26-50 | | W-L RECORDS | | RPI 51-100 | | RPI 101-150 | | RPI 150+ | | | | |
| 14- 11 | 0- 1 | 0- 0 | | OVERALL | | 3- 2 | | 3- 6 | | 8- 2 | | | | | |
| 8- 2 | 0- 0 | 0- 0 | | HOME | | 2- 1 | | 2- 1 | | 4- 0 | | | | | |
| 4- 7 | 0- 1 | 0- 0 | | AWAY | | 1- 0 | | 1- 4 | | 2- 2 | | | | | |
| 2- 2 | 0- 0 | 0- 0 | | NEUTRAL | | 0- 1 | | 0- 1 | | 2- 0 | | | | | |
| | | | | | | | | | | | | | | | |
| 6- 5 | 0- 0 | 0- 0 | | NON-CONFERENCE | | 1- 2 | | 0- 2 | | 5- 1 | | | | | |
| 3- 1 | 0- 0 | 0- 0 | | HOME | | 1- 1 | | 0- 0 | | 2- 0 | | | | | |
| 1- 2 | 0- 0 | 0- 0 | | AWAY | | 0- 0 | | 0- 1 | | 1- 1 | | | | | |
| 2- 2 | 0- 0 | 0- 0 | | NEUTRAL | | 0- 1 | | 0- 1 | | 2- 0 | | | | | |
| | | | | | | | | | | | | | | | |
| 8- 6 | 0- 1 | 0- 0 | | CONFERENCE | | 2- 0 | | 3- 4 | | 3- 1 | | | | | |
| 5- 1 | 0- 0 | 0- 0 | | HOME | | 1- 0 | | 2- 1 | | 2- 0 | | | | | |
| 3- 5 | 0- 1 | 0- 0 | | AWAY | | 1- 0 | | 1- 3 | | 1- 1 | | | | | |
| 0- 0 | 0- 0 | 0- 0 | | NEUTRAL | | 0- 0 | | 0- 0 | | 0- 0 | | | | | |
| | | | | | | | | | | | | | | | |
| RPI S | Opponent | Score | | RPI S | Opponent | Score | | RPI S | Opponent | Score | | | | | |
| 24 A | SMU | 0 3 | | | | | | 62 H | Syracuse | 1 3 | | 101 H | Temple | 3 2 | |
| | | | | | | | | 63 H | James Madison | 3 0 | | 107 A | Tulsa | 2 3 | |
| | | | | | | | | 80 A | Cincinnati | 3 2 | | 111 A | UCF | 0 3 | |
| | | | | | | | | 80 H | Cincinnati | 3 2 | | 133 N | Boston College | 0 3 | |
| | | | | | | | | 93 N | Rhode Island | 1 3 | | 138 A | Memphis | 3 0 | |
| | | | | | | | | | | | | 138 H | Memphis | 1 3 | |
| | | | | | | | | | | | | 147 A | Harvard | 1 3 | |
| | | | | | | | | | | | | 150 A | Houston | 1 3 | |
| | | | | | | | | | | | | 150 H | Houston | 3 0 | |
| | | | | | | | | | | | | 155 A | Dartmouth | 1 3 | |
| | | | | | | | | | | | | 157 A | South Fla. | 1 3 | |
| | | | | | | | | | | | | 177 N | West Virginia | 3 0 | |
| | | | | | | | | | | | | 196 H | Bryant | 3 1 | |
| | | | | | | | | | | | | 235 A | Tulane | 3 2 | |
| | | | | | | | | | | | | 235 H | Tulane | 3 0 | |
| | | | | | | | | | | | | 242 H | UMBC | 3 0 | |
| | | | | | | | | | | | | 248 N | Northeastern | 3 0 | |
| | | | | | | | | | | | | 254 H | East Carolina | 3 2 | |
| | | | | | | | | | | | | 315 A | Hartford | 3 0 | |
| | | | | | | | | | | | | | | | |
| | | | | LAST 10 GAMES | | | | | | | | | | | |
| | | | | 235 A | Tulane | 3 | 2 | 235 H | Tulane | 3 | 0 | | | | |
| | | | | 150 A | Houston | 1 | 3 | 254 H | East Carolina | 3 | 2 | | | | |
| | | | | 80 A | Cincinnati | 3 | 2 | 101 H | Temple | 3 | 2 | | | | |
| | | | | 138 A | Memphis | 3 | 0 | 24 A | SMU | 0 | 3 | | | | |
| | | | | 150 H | Houston | 3 | 0 | 107 A | Tulsa | 2 | 3 | | | | |

U
C
o
n
n

Non-Div. I Games:

UConn

| | | | | | | | | | | | |
|--------------------|----------|--------------------|----------------------|------------------|---|--------------------------|------------------------------|-------------|----------------------------|--------------|------------------|
| Average RPI Win: | 209 | WON-LOST RECORD | WINNING PCT. RANK | LAST 10 GAMES | | STRENGTH OF SCHEDULE | OPP. STRENGTH OF SCHEDULE | TEAM RPI | ADJ RPI | CONF. RPI | ADJ CONF. RPI |
| DIV. I ONLY | | 14- 12 | .53846 143 | 3- 7 | | 115 | 102 | 126 | .5283 126 | 5 | 5 |
| DIV. I NON-CONF. | | 11- 3 | .78571 47 | 1- 0 | | 239 | 256 | 116 | .53873 117 | 4 | 4 |
| <hr/> | | | | | | | | | | | |
| TOTALS | RPI 1-25 | | RPI 26-50 | W-L RECORDS | | RPI 51-100 | | | RPI 101-150 | | RPI 150+ |
| 14- 12 | 0- 6 | | 0- 1 | OVERALL | | 2- 2 | | | 2- 1 | | 10- 2 |
| 8- 4 | 0- 1 | | 0- 1 | HOME | | 1- 1 | | | 0- 0 | | 7- 1 |
| 3- 7 | 0- 4 | | 0- 0 | AWAY | | 1- 1 | | | 1- 1 | | 1- 1 |
| 3- 1 | 0- 1 | | 0- 0 | NEUTRAL | | 0- 0 | | | 1- 0 | | 2- 0 |
| 11- 3 | 0- 1 | | 0- 0 | NON-CONFERENCE | | 1- 0 | | | 2- 0 | | 8- 2 |
| 6- 1 | 0- 0 | | 0- 0 | HOME | | 1- 0 | | | 0- 0 | | 5- 1 |
| 2- 1 | 0- 0 | | 0- 0 | AWAY | | 0- 0 | | | 1- 0 | | 1- 1 |
| 3- 1 | 0- 1 | | 0- 0 | NEUTRAL | | 0- 0 | | | 1- 0 | | 2- 0 |
| 3- 9 | 0- 5 | | 0- 1 | CONFERENCE | | 1- 2 | | | 0- 1 | | 2- 0 |
| 2- 3 | 0- 1 | | 0- 1 | HOME | | 0- 1 | | | 0- 0 | | 2- 0 |
| 1- 6 | 0- 4 | | 0- 0 | AWAY | | 1- 1 | | | 0- 1 | | 0- 0 |
| 0- 0 | 0- 0 | | 0- 0 | NEUTRAL | | 0- 0 | | | 0- 0 | | 0- 0 |
| <hr/> | | | | | | | | | | | |
| RPI S Opponent | Score | | RPI S Opponent | Score | | RPI S Opponent | Score | | RPI S Opponent | Score | |
| 4 A Florida | 0 | 3 | 41 H Arkansas | 0 | 3 | 75 A Ole Miss | 3 | 0 | 114 A LSU | 0 | 3 |
| 5 N Penn St. | 0 | 3 | | | | 84 H Chattanooga | 3 | 1 | 118 N Southern Miss. | 3 | 2 |
| 13 A Kentucky | 0 | 3 | | | | 88 A Alabama | 1 | 3 | 138 A Memphis | 3 | 0 |
| 15 A Missouri | 1 | 3 | | | | 98 H Tennessee | 2 | 3 | 172 H South Carolina | 3 | 2 |
| 15 H Missouri | 1 | 3 | | | | | | | 174 A Troy | 3 | 1 |
| 16 A Texas A&M | 0 | 3 | | | | | | | 183 H Southern Utah | 0 | 3 |
| | | | | | | | | | 202 A Notre Dame | 1 | 3 |
| | | | | | | | | | 206 H Georgia | 3 | 0 |
| | | | | | | | | | 216 H Stetson | 3 | 0 |
| | | | | | | | | | 232 N Eastern Ky. | 3 | 0 |
| | | | | | | | | | 246 H La.-Monroe | 3 | 0 |
| | | | | | | | | | 286 N Austin Peay | 3 | 0 |
| | | | | | | | | | 316 H Jackson St. | 3 | 0 |
| | | | | | | | | | 327 H Ark.-Pine Bluff | 3 | 0 |
| | | | | | | | | | 334 H Mississippi Val. | 3 | 0 |
| <hr/> | | | | | | | | | | | |
| LAST 10 GAMES | | | | | | | | | | | |
| 41 H Arkansas | | | | 0 | 3 | 16 A Texas A&M | | | | 0 | 3 |
| 4 A Florida | | | | 0 | 3 | 114 A LSU | | | | 0 | 3 |
| 174 A Troy | | | | 3 | 1 | 206 H Georgia | | | | 3 | 0 |
| 98 H Tennessee | | | | 2 | 3 | 15 H Missouri | | | | 1 | 3 |
| 15 A Missouri | | | | 1 | 3 | 172 H South Carolina | | | | 3 | 2 |

Non-Div. I Games:

Mississippi St.

| | | | | | | | | | | | | | | | | | | | | | |
|-------------------|---|-----------|-----------------|-----------|-------------------|------------------------|---------------|------------|----------------------|-------------|---------------------------|----------|----------|-------------------------|--|-----------|---------------|--|--|---|---|
| Average RPI Win: | | 183 | WON-LOST RECORD | | WINNING PCT. RANK | | LAST 10 GAMES | | STRENGTH OF SCHEDULE | | OPP. STRENGTH OF SCHEDULE | | TEAM RPI | ADJ RPI | | CONF. RPI | ADJ CONF. RPI | | | | |
| Average RPI Loss: | | 76 | | | | | | | | | | | | | | | | | | | |
| DIV. I ONLY | | | 12- 13 | | .48 185 | | 5- 5 | | 107 | | 63 | | 130 | .52282 127 | | 13 | 13 | | | | |
| DIV. I NON-CONF. | | | 6- 6 | | .5 163 | | 0- 0 | | 28 | | 15 | | 60 | .58218 61 | | 9 | 9 | | | | |
| TOTALS | | RPI 1-25 | | RPI 26-50 | | W-L RECORDS | | RPI 51-100 | | RPI 101-150 | | RPI 150+ | | | | | | | | | |
| 12- 13 | | 0- 3 | | 1- 1 | | OVERALL | | 0- 6 | | 4- 1 | | 7- 2 | | | | | | | | | |
| 5- 3 | | 0- 1 | | 1- 0 | | HOME | | 0- 2 | | 1- 0 | | 3- 0 | | | | | | | | | |
| 4- 7 | | 0- 2 | | 0- 1 | | AWAY | | 0- 2 | | 0- 0 | | 4- 2 | | | | | | | | | |
| 3- 3 | | 0- 0 | | 0- 0 | | NEUTRAL | | 0- 2 | | 3- 1 | | 0- 0 | | | | | | | | | |
| 6- 6 | | 0- 3 | | 1- 0 | | NON-CONFERENCE | | 0- 2 | | 4- 1 | | 1- 0 | | | | | | | | | |
| 2- 1 | | 0- 1 | | 1- 0 | | HOME | | 0- 0 | | 1- 0 | | 0- 0 | | | | | | | | | |
| 1- 2 | | 0- 2 | | 0- 0 | | AWAY | | 0- 0 | | 0- 0 | | 1- 0 | | | | | | | | | |
| 3- 3 | | 0- 0 | | 0- 0 | | NEUTRAL | | 0- 2 | | 3- 1 | | 0- 0 | | | | | | | | | |
| 6- 7 | | 0- 0 | | 0- 1 | | CONFERENCE | | 0- 4 | | 0- 0 | | 6- 2 | | | | | | | | | |
| 3- 2 | | 0- 0 | | 0- 0 | | HOME | | 0- 2 | | 0- 0 | | 3- 0 | | | | | | | | | |
| 3- 5 | | 0- 0 | | 0- 1 | | AWAY | | 0- 2 | | 0- 0 | | 3- 2 | | | | | | | | | |
| 0- 0 | | 0- 0 | | 0- 0 | | NEUTRAL | | 0- 0 | | 0- 0 | | 0- 0 | | | | | | | | | |
| RPI | S | Opponent | | Score | | RPI | S | Opponent | | Score | | RPI | S | Opponent | | Score | | | | | |
| 1 | A | Minnesota | | 0 | 3 | 28 | H | San Diego | | 3 | 1 | 53 | A | Long Beach St. | | 1 | 3 | | | | |
| 3 | A | Texas | | 0 | 3 | 32 | A | Hawaii | | 1 | 3 | 53 | H | Long Beach St. | | 1 | 3 | | | | |
| 10 | H | UCLA | | 0 | 3 | | | | | | | 61 | N | Rice | | 1 | 3 | | | | |
| | | | | | | | | | | | | 90 | N | Washington St. | | 0 | 3 | | | | |
| | | | | | | | | | | | | 95 | A | Cal Poly | | 2 | 3 | | | | |
| | | | | | | | | | | | | 95 | H | Cal Poly | | 0 | 3 | | | | |
| | | | | | | | | | | | | 111 | N | UCF | | 3 | 2 | | | | |
| | | | | | | | | | | | | 114 | N | LSU | | 3 | 1 | | | | |
| | | | | | | | | | | | | 120 | N | North Dakota St. | | 2 | 3 | | | | |
| | | | | | | | | | | | | 141 | H | Oregon St. | | 3 | 1 | | | | |
| | | | | | | | | | | | | 149 | N | Seattle | | 3 | 0 | | | | |
| | | | | | | | | | | | | 152 | A | UC Davis | | 1 | 3 | | | | |
| | | | | | | | | | | | | 173 | A | Idaho | | 3 | 2 | | | | |
| | | | | | | | | | | | | 201 | A | UC Santa Barbara | | 3 | 1 | | | | |
| | | | | | | | | | | | | 221 | A | CSUN | | 0 | 3 | | | | |
| | | | | | | | | | | | | 221 | H | CSUN | | 3 | 0 | | | | |
| | | | | | | | | | | | | 231 | A | UC Riverside | | 3 | 0 | | | | |
| | | | | | | | | | | | | 231 | H | UC Riverside | | 3 | 0 | | | | |
| | | | | | | | | | | | | 296 | A | Cal St. Fullerton | | 3 | 1 | | | | |
| | | | | | | | | | | | | 296 | H | Cal St. Fullerton | | 3 | 2 | | | | |
| | | | | | | LAST 10 GAMES | | | | | | | | | | | | | | | |
| | | | | | | 201 A UC Santa Barbara | | | | | | 3 | 1 | 296 A Cal St. Fullerton | | | | | | 3 | 1 |
| | | | | | | 95 A Cal Poly | | | | | | 2 | 3 | 32 A Hawaii | | | | | | 1 | 3 |
| | | | | | | 221 H CSUN | | | | | | 3 | 0 | 231 H UC Riverside | | | | | | 3 | 0 |
| | | | | | | 53 H Long Beach St. | | | | | | 1 | 3 | 95 H Cal Poly | | | | | | 0 | 3 |
| | | | | | | 231 A UC Riverside | | | | | | 3 | 0 | 152 A UC Davis | | | | | | 1 | 3 |

Non-Div. I Games:

UC Irvine

| Average RPI Win: 228 | | WON-LOST RECORD | WINNING PCT. RANK | | LAST 10 GAMES | STRENGTH OF SCHEDULE | | OPP. STRENGTH OF SCHEDULE | | TEAM RPI | ADJ RPI | | CONF. RPI | ADJ CONF. RPI | |
|-----------------------|----------|--------------------|----------------------|---------------------|------------------|-------------------------|-----|------------------------------|----------|-----------------------|------------|----------|--------------|------------------|--|
| Average RPI Loss: 146 | | | | | | | | | | | | | | | |
| DIV. I ONLY | | 18- 9 | .66667 | 82 | 6- 4 | 232 | | 225 | | 127 | .52251 | 128 | 19 | 19 | |
| DIV. I NON-CONF. | | 9- 4 | .69231 | 85 | 0- 0 | 255 | | 220 | | 149 | .51097 | 148 | 22 | 22 | |
| TOTALS | | RPI 1-25 | | RPI 26-50 | | W-L RECORDS | | RPI 51-100 | | RPI 101-150 | | RPI 150+ | | | |
| 18- 9 | | 0- 0 | | 0- 0 | | OVERALL | | 0- 3 | | 4- 2 | | 14- 4 | | | |
| 4- 3 | | 0- 0 | | 0- 0 | | HOME | | 0- 0 | | 1- 1 | | 3- 2 | | | |
| 7- 5 | | 0- 0 | | 0- 0 | | AWAY | | 0- 2 | | 2- 1 | | 5- 2 | | | |
| 7- 1 | | 0- 0 | | 0- 0 | | NEUTRAL | | 0- 1 | | 1- 0 | | 6- 0 | | | |
| 9- 4 | | 0- 0 | | 0- 0 | | NON-CONFERENCE | | 0- 2 | | 1- 0 | | 8- 2 | | | |
| 1- 0 | | 0- 0 | | 0- 0 | | HOME | | 0- 0 | | 0- 0 | | 1- 0 | | | |
| 1- 3 | | 0- 0 | | 0- 0 | | AWAY | | 0- 1 | | 0- 0 | | 1- 2 | | | |
| 7- 1 | | 0- 0 | | 0- 0 | | NEUTRAL | | 0- 1 | | 1- 0 | | 6- 0 | | | |
| 9- 5 | | 0- 0 | | 0- 0 | | CONFERENCE | | 0- 1 | | 3- 2 | | 6- 2 | | | |
| 3- 3 | | 0- 0 | | 0- 0 | | HOME | | 0- 0 | | 1- 1 | | 2- 2 | | | |
| 6- 2 | | 0- 0 | | 0- 0 | | AWAY | | 0- 1 | | 2- 1 | | 4- 0 | | | |
| 0- 0 | | 0- 0 | | 0- 0 | | NEUTRAL | | 0- 0 | | 0- 0 | | 0- 0 | | | |
| RPI S | Opponent | Score | | RPI S | Opponent | Score | | RPI S | Opponent | Score | | RPI S | | | |
| | | | | | | | | 84 A Chattanooga | 1 3 | 115 A Furman | 0 3 | | | | |
| | | | | | | | | 90 N Washington St. | 0 3 | 115 H Furman | 0 3 | | | | |
| | | | | | | | | 91 A Virginia Tech | 0 3 | 121 A UNCG | 3 0 | | | | |
| | | | | | | | | | | 121 H UNCG | 3 0 | | | | |
| | | | | | | | | | | 139 N CSU Bakersfield | 3 0 | | | | |
| | | | | | | | | | | 146 A Samford | 3 0 | | | | |
| | | | | | | | | | | 168 N Marshall | 3 0 | | | | |
| | | | | | | | | | | 174 A Troy | 1 3 | | | | |
| | | | | | | | | | | 203 N LIU Brooklyn | 3 1 | | | | |
| | | | | | | | | | | 208 N USC Upstate | 3 0 | | | | |
| | | | | | | | | | | 209 A Clemson | 1 3 | | | | |
| | | | | | | | | | | 212 A Wofford | 3 1 | | | | |
| | | | | | | | | | | 212 H Wofford | 1 3 | | | | |
| | | | | | | | | | | 222 A Western Caro. | 3 0 | | | | |
| | | | | | | | | | | 222 H Western Caro. | 2 3 | | | | |
| | | | | | | | | | | 251 A Mercer | 3 1 | | | | |
| | | | | | | | | | | 251 H Mercer | 3 0 | | | | |
| | | | | | | | | | | 270 H Tennessee St. | 3 0 | | | | |
| | | | | | | | | | | 281 A Morehead St. | 3 1 | | | | |
| | | | | | | | | | | 299 A Citadel | 3 1 | | | | |
| | | | | | | | | | | 299 H Citadel | 3 0 | | | | |
| | | | | | | | | | | 302 N Alabama St. | 3 1 | | | | |
| | | | | | | | | | | 304 N Akron | 3 1 | | | | |
| | | | | | | | | | | 308 N Presbyterian | 3 0 | | | | |
| | | | | LAST 10 GAMES | | | | | | | | | | | |
| | | | | 121 A UNCG | 3 0 | 299 H Citadel | 3 0 | 304 N Akron | 3 1 | | | | | | |
| | | | | 212 A Wofford | 3 1 | 212 H Wofford | 1 3 | 308 N Presbyterian | 3 0 | | | | | | |
| | | | | 251 A Mercer | 3 1 | 84 A Chattanooga | 1 3 | | | | | | | | |
| | | | | 115 H Furman | 0 3 | 222 A Western Caro. | 3 0 | | | | | | | | |
| | | | | 222 H Western Caro. | 2 3 | 146 A Samford | 3 0 | | | | | | | | |

Non-Div. I Games:

ETSU

| Average RPI Win: | 221 | WON-LOST RECORD | WINNING PCT. RANK | LAST 10 GAMES | STRENGTH OF SCHEDULE | OPP. STRENGTH OF SCHEDULE | TEAM RPI | ADJ RPI | CONF. RPI | ADJ CONF. RPI |
|-------------------|-----------|-----------------|-------------------|------------------|----------------------|---------------------------|----------|------------------|-------------------|---------------|
| Average RPI Loss: | 64 | 16- 13 | .55172 138 | 4- 6 | 159 | 88 | 128 | .52244 129 | 8 | 8 |
| DIV. I ONLY | | 10- 5 | .66667 98 | 0- 0 | 162 | 143 | 110 | .54434 110 | 7 | 7 |
| DIV. I NON-CONF. | | | | | | | | | | |
| <hr/> | | | | | | | | | | |
| TOTALS | RPI 1-25 | RPI 26-50 | | W-L RECORDS | | RPI 51-100 | | RPI 101-150 | | RPI 150+ |
| 16- 13 | 0- 4 | 0- 2 | | OVERALL | | 1- 3 | | 0- 3 | | 15- 1 |
| 7- 6 | 0- 1 | 0- 1 | | HOME | | 0- 1 | | 0- 2 | | 7- 1 |
| 5- 5 | 0- 2 | 0- 1 | | AWAY | | 0- 1 | | 0- 1 | | 5- 0 |
| 4- 2 | 0- 1 | 0- 0 | | NEUTRAL | | 1- 1 | | 0- 0 | | 3- 0 |
| <hr/> | | | | | | | | | | |
| 10- 5 | 0- 2 | 0- 0 | | NON-CONFERENCE | | 1- 1 | | 0- 2 | | 9- 0 |
| 5- 1 | 0- 0 | 0- 0 | | HOME | | 0- 0 | | 0- 1 | | 5- 0 |
| 1- 2 | 0- 1 | 0- 0 | | AWAY | | 0- 0 | | 0- 1 | | 1- 0 |
| 4- 2 | 0- 1 | 0- 0 | | NEUTRAL | | 1- 1 | | 0- 0 | | 3- 0 |
| <hr/> | | | | | | | | | | |
| 6- 8 | 0- 2 | 0- 2 | | CONFERENCE | | 0- 2 | | 0- 1 | | 6- 1 |
| 2- 5 | 0- 1 | 0- 1 | | HOME | | 0- 1 | | 0- 1 | | 2- 1 |
| 4- 3 | 0- 1 | 0- 1 | | AWAY | | 0- 1 | | 0- 0 | | 4- 0 |
| 0- 0 | 0- 0 | 0- 0 | | NEUTRAL | | 0- 0 | | 0- 0 | | 0- 0 |
| <hr/> | | | | | | | | | | |
| RPI S | Opponent | Score | | RPI S | Opponent | Score | | RPI S | Opponent | Score |
| 4 A | Florida | 0 | 3 | 29 A | Marquette | 0 | 3 | 67 A | Xavier | 2 3 |
| 5 N | Penn St. | 0 | 3 | 44 H | Villanova | 0 | 3 | 67 H | Xavier | 1 3 |
| 23 A | Creighton | 0 | 3 | | | | | 68 N | Oregon | 0 3 |
| 23 H | Creighton | 1 | 3 | | | | | 73 N | Auburn | 3 2 |
| | | | | | | | | 101 A | Temple | 0 3 |
| | | | | | | | | 106 H | San Francisco | 0 3 |
| | | | | | | | | 140 H | Seton Hall | 1 3 |
| | | | | | | | | 153 A | Butler | 3 2 |
| | | | | | | | | 153 H | Butler | 1 3 |
| | | | | | | | | 166 A | St. Mary's (CA) | 3 2 |
| | | | | | | | | 191 A | DePaul | 3 2 |
| | | | | | | | | 203 H | LIU Brooklyn | 3 0 |
| | | | | | | | | 205 N | Fresno St. | 3 1 |
| | | | | | | | | 215 A | Georgetown | 3 0 |
| | | | | | | | | 215 H | Georgetown | 3 1 |
| | | | | | | | | 217 H | George Mason | 3 0 |
| | | | | | | | | 240 A | Providence | 3 0 |
| | | | | | | | | 240 H | Providence | 3 0 |
| | | | | | | | | 268 N | Bethune-Cookman | 3 0 |
| | | | | | | | | 277 N | Navy | 3 0 |
| | | | | | | | | 278 H | Cornell | 3 1 |
| | | | | | | | | 289 H | Central Conn. St. | 3 0 |
| | | | | | | | | 300 H | Iona | 3 0 |
| <hr/> | | | | | | | | | | |
| | | | | LAST 10 GAMES | | | | | | |
| | | | | 240 H Providence | | 3 | 0 | 29 A Marquette | | 0 3 |
| | | | | 153 H Butler | | 1 | 3 | 191 A DePaul | | 3 2 |
| | | | | 67 H Xavier | | 1 | 3 | 140 H Seton Hall | | 1 3 |
| | | | | 23 A Creighton | | 0 | 3 | 240 A Providence | | 3 0 |
| | | | | 215 A Georgetown | | 3 | 0 | 44 H Villanova | | 0 3 |

Non-Div. I Games:

St. John's (NY)

| Average RPI Win: 235 | | WON-LOST RECORD | | WINNING PCT. RANK | | LAST 10 GAMES | | STRENGTH OF SCHEDULE | | OPP. STRENGTH OF SCHEDULE | | TEAM RPI | | ADJ RPI | | CONF. RPI | | ADJ CONF. RPI | |
|-----------------------|----------|-----------------|--|-------------------|--------------------|----------------|---|----------------------|--------------------|---------------------------|---|----------|-------------------|------------|---|-----------|--|---------------|--|
| Average RPI Loss: 106 | | | | | | | | | | | | | | | | | | | |
| DIV. I ONLY | | 15- 11 | | .57692 123 | | 8- 2 | | 145 | | 208 | | 129 | | .52216 130 | | 24 | | 24 | |
| DIV. I NON-CONF. | | 4- 8 | | .33333 248 | | 0- 0 | | 121 | | 119 | | 202 | | .47539 201 | | 24 | | 24 | |
| TOTALS | | RPI 1-25 | | RPI 26-50 | | W-L RECORDS | | RPI 51-100 | | RPI 101-150 | | RPI 150+ | | | | | | | |
| 15- 11 | | 0- 0 | | 0- 1 | | OVERALL | | 0- 6 | | 0- 2 | | 15- 2 | | | | | | | |
| 9- 1 | | 0- 0 | | 0- 0 | | HOME | | 0- 1 | | 0- 0 | | 9- 0 | | | | | | | |
| 4- 6 | | 0- 0 | | 0- 1 | | AWAY | | 0- 3 | | 0- 0 | | 4- 2 | | | | | | | |
| 2- 4 | | 0- 0 | | 0- 0 | | NEUTRAL | | 0- 2 | | 0- 2 | | 2- 0 | | | | | | | |
| 4- 8 | | 0- 0 | | 0- 1 | | NON-CONFERENCE | | 0- 4 | | 0- 2 | | 4- 1 | | | | | | | |
| 2- 0 | | 0- 0 | | 0- 0 | | HOME | | 0- 0 | | 0- 0 | | 2- 0 | | | | | | | |
| 0- 4 | | 0- 0 | | 0- 1 | | AWAY | | 0- 2 | | 0- 0 | | 0- 1 | | | | | | | |
| 2- 4 | | 0- 0 | | 0- 0 | | NEUTRAL | | 0- 2 | | 0- 2 | | 2- 0 | | | | | | | |
| 11- 3 | | 0- 0 | | 0- 0 | | CONFERENCE | | 0- 2 | | 0- 0 | | 11- 1 | | | | | | | |
| 7- 1 | | 0- 0 | | 0- 0 | | HOME | | 0- 1 | | 0- 0 | | 7- 0 | | | | | | | |
| 4- 2 | | 0- 0 | | 0- 0 | | AWAY | | 0- 1 | | 0- 0 | | 4- 1 | | | | | | | |
| 0- 0 | | 0- 0 | | 0- 0 | | NEUTRAL | | 0- 0 | | 0- 0 | | 0- 0 | | | | | | | |
| RPI S | Opponent | Score | | RPI S | Opponent | Score | | RPI S | Opponent | Score | | RPI S | Opponent | Score | | | | | |
| | | | | 26 A | Loyola Marymount | 0 | 3 | 53 A | Long Beach St. | 0 | 3 | 140 N | Seton Hall | 2 | 3 | | | | |
| | | | | | | | | 65 A | Oklahoma | 0 | 3 | 142 N | Little Rock | 1 | 3 | | | | |
| | | | | | | | | 83 A | A&M-Corpus Christi | 0 | 3 | 154 H | Stephen F. Austin | 3 | 0 | | | | |
| | | | | | | | | 83 H | A&M-Corpus Christi | 0 | 3 | 175 A | UNLV | 1 | 3 | | | | |
| | | | | | | | | 86 N | Oakland | 0 | 3 | 184 N | Omaha | 3 | 2 | | | | |
| | | | | | | | | 100 N | North Texas | 2 | 3 | 190 A | Houston Baptist | 3 | 1 | | | | |
| | | | | | | | | | | | | 190 H | Houston Baptist | 3 | 0 | | | | |
| | | | | | | | | | | | | 211 A | Sam Houston St. | 3 | 0 | | | | |
| | | | | | | | | | | | | 214 A | McNeese St. | 2 | 3 | | | | |
| | | | | | | | | | | | | 226 N | Stony Brook | 3 | 1 | | | | |
| | | | | | | | | | | | | 230 H | Abilene Christian | 3 | 1 | | | | |
| | | | | | | | | | | | | 239 H | New Orleans | 3 | 1 | | | | |
| | | | | | | | | | | | | 241 A | Lamar | 3 | 0 | | | | |
| | | | | | | | | | | | | 250 H | Louisiana Tech | 3 | 0 | | | | |
| | | | | | | | | | | | | 260 H | Southeastern La. | 3 | 0 | | | | |
| | | | | | | | | | | | | 276 H | Northwestern St. | 3 | 0 | | | | |
| | | | | | | | | | | | | 282 H | Incarnate Word | 3 | 0 | | | | |
| | | | | | | | | | | | | 288 A | Nicholls St. | 3 | 0 | | | | |
| | | | | | | | | | | | | 302 H | Alabama St. | 3 | 1 | | | | |
| LAST 10 GAMES | | | | | | | | | | | | | | | | | | | |
| | | | | 83 A | A&M-Corpus Christi | 0 | 3 | 241 A | Lamar | 3 | 0 | | | | | | | | |
| | | | | 190 A | Houston Baptist | 3 | 1 | 288 A | Nicholls St. | 3 | 0 | | | | | | | | |
| | | | | 154 H | Stephen F. Austin | 3 | 0 | 214 A | McNeese St. | 2 | 3 | | | | | | | | |
| | | | | 276 H | Northwestern St. | 3 | 0 | 260 H | Southeastern La. | 3 | 0 | | | | | | | | |
| | | | | 211 A | Sam Houston St. | 3 | 0 | 239 H | New Orleans | 3 | 1 | | | | | | | | |

Non-Div. I Games:

Central Ark.

| Average RPI Win: 225 | | WON-LOST | WINNING | LAST 10 | STRENGTH OF | | OPP. STRENGTH | TEAM | ADJ | CONF. | ADJ CONF. | |
|-----------------------|---|---------------|-----------|---------------|----------------|---------------|---------------|---------------|-------------|---------------|-----------|----|
| Average RPI Loss: 114 | | RECORD | PCT. RANK | GAMES | SCHEDULE | | OF SCHEDULE | RPI | RPI | RPI | RPI | |
| DIV. I ONLY | | 15- 8 | .65217 | 90 | 230 | | 197 | 131 | .52137 | 131 | 28 | 28 |
| DIV. I NON-CONF. | | 5- 7 | .41667 | 204 | 92 | | 75 | 146 | .51199 | 145 | 28 | 28 |
| <hr/> | | | | | | | | | | | | |
| TOTALS | | RPI 1-25 | RPI 26-50 | | W-L RECORDS | | RPI 51-100 | | RPI 101-150 | | RPI 150+ | |
| 15- 8 | | 0- 0 | 0- 2 | | OVERALL | | 1- 1 | | 1- 2 | | 13- 3 | |
| 5- 1 | | 0- 0 | 0- 0 | | HOME | | 0- 0 | | 0- 0 | | 5- 1 | |
| 6- 3 | | 0- 0 | 0- 1 | | AWAY | | 0- 1 | | 0- 0 | | 6- 1 | |
| 4- 4 | | 0- 0 | 0- 1 | | NEUTRAL | | 1- 0 | | 1- 2 | | 2- 1 | |
| 5- 7 | | 0- 0 | 0- 2 | | NON-CONFERENCE | | 1- 1 | | 1- 2 | | 3- 2 | |
| 0- 0 | | 0- 0 | 0- 0 | | HOME | | 0- 0 | | 0- 0 | | 0- 0 | |
| 1- 3 | | 0- 0 | 0- 1 | | AWAY | | 0- 1 | | 0- 0 | | 1- 1 | |
| 4- 4 | | 0- 0 | 0- 1 | | NEUTRAL | | 1- 0 | | 1- 2 | | 2- 1 | |
| 10- 1 | | 0- 0 | 0- 0 | | CONFERENCE | | 0- 0 | | 0- 0 | | 10- 1 | |
| 5- 1 | | 0- 0 | 0- 0 | | HOME | | 0- 0 | | 0- 0 | | 5- 1 | |
| 5- 0 | | 0- 0 | 0- 0 | | AWAY | | 0- 0 | | 0- 0 | | 5- 0 | |
| 0- 0 | | 0- 0 | 0- 0 | | NEUTRAL | | 0- 0 | | 0- 0 | | 0- 0 | |
| RPI | S | Opponent | Score | RPI | S | Opponent | Score | RPI | S | Opponent | Score | |
| 29 | A | Marquette | 0 3 | 86 | N | Oakland | 3 0 | 102 | N | New Mexico | 1 3 | |
| 33 | N | Wichita St. | 1 3 | 96 | A | Kent St. | 2 3 | 119 | N | IUPUI | 1 3 | |
| | | | | | | | | 132 | N | Indiana St. | 3 1 | |
| | | | | | | | | 165 | A | New Hampshire | 3 0 | |
| | | | | | | | | 165 | H | New Hampshire | 0 3 | |
| | | | | | | | | 180 | N | Belmont | 3 2 | |
| | | | | | | | | 181 | N | Yale | 1 3 | |
| | | | | | | | | 187 | N | Rutgers | 3 1 | |
| | | | | | | | | 188 | A | Ball St. | 1 3 | |
| | | | | | | | | 210 | A | Colgate | 3 0 | |
| | | | | | | | | 226 | A | Stony Brook | 3 2 | |
| | | | | | | | | 226 | H | Stony Brook | 3 2 | |
| | | | | | | | | 242 | A | UMBC | 3 2 | |
| | | | | | | | | 242 | H | UMBC | 3 0 | |
| | | | | | | | | 265 | A | Binghamton | 3 2 | |
| | | | | | | | | 265 | H | Binghamton | 3 0 | |
| | | | | | | | | 315 | A | Hartford | 3 0 | |
| | | | | | | | | 315 | H | Hartford | 3 0 | |
| | | | | | | | | 325 | H | UMass Lowell | 3 0 | |
| LAST 10 GAMES | | | | LAST 10 GAMES | | | | LAST 10 GAMES | | | | |
| 242 | H | UMBC | 3 0 | 325 | H | UMass Lowell | 3 0 | | | | | |
| 226 | H | Stony Brook | 3 2 | 226 | A | Stony Brook | 3 2 | | | | | |
| 165 | A | New Hampshire | 3 0 | 242 | A | UMBC | 3 2 | | | | | |
| 315 | A | Hartford | 3 0 | 315 | H | Hartford | 3 0 | | | | | |
| 265 | H | Binghamton | 3 0 | 165 | H | New Hampshire | 0 3 | | | | | |

Non-Div. I Games:

Albany (NY)

| | | | | | | | | | | | |
|-------------------|----------|-----------------|-------------------|----------------|----------------------|---------------------------|-------------|---------|-----------|---------------|-------|
| Average RPI Win: | 213 | WON-LOST RECORD | WINNING PCT. RANK | LAST 10 GAMES | STRENGTH OF SCHEDULE | OPP. STRENGTH OF SCHEDULE | TEAM RPI | ADJ RPI | CONF. RPI | ADJ CONF. RPI | |
| Average RPI Loss: | 94 | | | | | | | | | | |
| DIV. I ONLY | 16- 14 | .53333 | 157 | 3- 7 | 138 | 145 | 133 | .51884 | 132 | 7 | 7 |
| DIV. I NON-CONF. | 11- 4 | .73333 | 70 | 0- 0 | 200 | 228 | 112 | .54324 | 112 | 8 | 8 |
| <hr/> | | | | | | | | | | | |
| TOTALS | RPI 1-25 | RPI 26-50 | | W-L RECORDS | RPI 51-100 | | RPI 101-150 | | RPI 150+ | | |
| 16- 14 | 0- 0 | 0- 4 | | OVERALL | 3- 4 | | 2- 3 | | 11- 3 | | |
| 10- 7 | 0- 0 | 0- 2 | | HOME | 1- 3 | | 2- 1 | | 7- 1 | | |
| 3- 5 | 0- 0 | 0- 2 | | AWAY | 1- 1 | | 0- 1 | | 2- 1 | | |
| 3- 2 | 0- 0 | 0- 0 | | NEUTRAL | 1- 0 | | 0- 1 | | 2- 1 | | |
| 11- 4 | 0- 0 | 0- 0 | | NON-CONFERENCE | 2- 1 | | 1- 2 | | 8- 1 | | |
| 6- 2 | 0- 0 | 0- 0 | | HOME | 0- 1 | | 1- 1 | | 5- 0 | | |
| 2- 0 | 0- 0 | 0- 0 | | AWAY | 1- 0 | | 0- 0 | | 1- 0 | | |
| 3- 2 | 0- 0 | 0- 0 | | NEUTRAL | 1- 0 | | 0- 1 | | 2- 1 | | |
| 5- 10 | 0- 0 | 0- 4 | | CONFERENCE | 1- 3 | | 1- 1 | | 3- 2 | | |
| 4- 5 | 0- 0 | 0- 2 | | HOME | 1- 2 | | 1- 0 | | 2- 1 | | |
| 1- 5 | 0- 0 | 0- 2 | | AWAY | 0- 1 | | 0- 1 | | 1- 1 | | |
| 0- 0 | 0- 0 | 0- 0 | | NEUTRAL | 0- 0 | | 0- 0 | | 0- 0 | | |
| RPI | S | Opponent | Score | RPI | S | Opponent | Score | RPI | S | Opponent | Score |
| | | | | 33 | A | Wichita St. | 1 3 | 52 | H | Southern Ill. | 1 3 |
| | | | | 33 | H | Wichita St. | 0 3 | 55 | A | UNI | 0 3 |
| | | | | 40 | A | Missouri St. | 2 3 | 55 | H | UNI | 3 2 |
| | | | | 40 | H | Missouri St. | 2 3 | 58 | H | Illinois St. | 1 3 |
| | | | | | | | | 86 | N | Oakland | 3 1 |
| | | | | | | | | 96 | A | Kent St. | 3 2 |
| | | | | | | | | 99 | H | Murray St. | 0 3 |
| | | | | | | | | | | | |
| | | | | | | | | | | | |
| | | | | | | | | | | | |
| | | | | | | | | | | | |
| | | | | | | | | | | | |
| | | | | | | | | | | | |
| | | | | | | | | | | | |
| | | | | | | | | | | | |
| | | | | | | | | | | | |
| | | | | | | | | | | | |
| | | | | | | | | | | | |
| | | | | | | | | | | | |
| | | | | | | | | | | | |
| | | | | | | | | | | | |
| | | | | | | | | | | | |
| | | | | | | | | | | | |
| | | | | | | | | | | | |
| | | | | | | | | | | | |
| | | | | | | | | | | | |
| | | | | | | | | | | | |
| | | | | | | | | | | | |
| | | | | | | | | | | | |
| | | | | | | | | | | | |
| | | | | | | | | | | | |
| | | | | | | | | | | | |
| | | | | | | | | | | | |
| | | | | | | | | | | | |
| | | | | | | | | | | | |
| | | | | | | | | | | | |
| | | | | | | | | | | | |
| | | | | | | | | | | | |
| | | | | | | | | | | | |
| | | | | | | | | | | | |
| | | | | | | | | | | | |
| | | | | | | | | | | | |
| | | | | | | | | | | | |
| | | | | | | | | | | | |
| | | | | | | | | | | | |
| | | | | | | | | | | | |
| | | | | | | | | | | | |
| | | | | | | | | | | | |
| | | | | | | | | | | | |
| | | | | | | | | | | | |
| | | | | | | | | | | | |
| | | | | | | | | | | | |
| | | | | | | | | | | | |
| | | | | | | | | | | | |
| | | | | | | | | | | | |
| | | | | | | | | | | | |
| | | | | | | | | | | | |
| | | | | | | | | | | | |
| | | | | | | | | | | | |
| | | | | | | | | | | | |
| | | | | | | | | | | | |
| | | | | | | | | | | | |
| | | | | | | | | | | | |
| | | | | | | | | | | | |
| | | | | | | | | | | | |
| | | | | | | | | | | | |
| | | | | | | | | | | | |
| | | | | | | | | | | | |
| | | | | | | | | | | | |
| | | | | | | | | | | | |
| | | | | | | | | | | | |
| | | | | | | | | | | | |
| | | | | | | | | | | | |
| | | | | | | | | | | | |
| | | | | | | | | | | | |
| | | | | | | | | | | | |
| | | | | | | | | | | | |
| | | | | | | | | | | | |
| | | | | | | | | | | | |
| | | | | | | | | | | | |
| | | | | | | | | | | | |
| | | | | | | | | | | | |
| | | | | | | | | | | | |

Non-Div. I Games:

Indiana St.

| Average RPI Win: 189 | | WON-LOST RECORD | | WINNING PCT. RANK | | LAST 10 GAMES | | STRENGTH OF SCHEDULE | | OPP. STRENGTH OF SCHEDULE | | TEAM RPI | | ADJ RPI | | CONF. RPI | | ADJ CONF. RPI | |
|----------------------|---|-----------------|--|-------------------|-----|----------------|--------------------|----------------------|-------|---------------------------|---|---------------|--|------------|-----|-----------|--------------------|---------------|-------|
| Average RPI Loss: 78 | | | | | | | | | | | | | | | | | | | |
| DIV. I ONLY | | 11- 15 | | .42308 211 | | 2- 8 | | 73 | | 89 | | 134 | | .51855 133 | | 6 | | 6 | |
| DIV. I NON-CONF. | | 8- 4 | | .66667 98 | | 0- 0 | | 132 | | 199 | | 105 | | .54683 106 | | 6 | | 6 | |
| TOTALS | | RPI 1-25 | | RPI 26-50 | | W-L RECORDS | | RPI 51-100 | | RPI 101-150 | | RPI 150+ | | | | | | | |
| 11- 15 | | 0- 2 | | 0- 5 | | OVERALL | | 0- 5 | | 4- 0 | | 7- 3 | | | | | | | |
| 6- 6 | | 0- 0 | | 0- 3 | | HOME | | 0- 3 | | 2- 0 | | 4- 0 | | | | | | | |
| 3- 6 | | 0- 2 | | 0- 1 | | AWAY | | 0- 2 | | 1- 0 | | 2- 1 | | | | | | | |
| 2- 3 | | 0- 0 | | 0- 1 | | NEUTRAL | | 0- 0 | | 1- 0 | | 1- 2 | | | | | | | |
| 8- 4 | | 0- 0 | | 0- 1 | | NON-CONFERENCE | | 0- 0 | | 3- 0 | | 5- 3 | | | | | | | |
| 4- 0 | | 0- 0 | | 0- 0 | | HOME | | 0- 0 | | 1- 0 | | 3- 0 | | | | | | | |
| 2- 1 | | 0- 0 | | 0- 0 | | AWAY | | 0- 0 | | 1- 0 | | 1- 1 | | | | | | | |
| 2- 3 | | 0- 0 | | 0- 1 | | NEUTRAL | | 0- 0 | | 1- 0 | | 1- 2 | | | | | | | |
| 3- 11 | | 0- 2 | | 0- 4 | | CONFERENCE | | 0- 5 | | 1- 0 | | 2- 0 | | | | | | | |
| 2- 6 | | 0- 0 | | 0- 3 | | HOME | | 0- 3 | | 1- 0 | | 1- 0 | | | | | | | |
| 1- 5 | | 0- 2 | | 0- 1 | | AWAY | | 0- 2 | | 0- 0 | | 1- 0 | | | | | | | |
| 0- 0 | | 0- 0 | | 0- 0 | | NEUTRAL | | 0- 0 | | 0- 0 | | 0- 0 | | | | | | | |
| RPI | S | Opponent | | Score | RPI | S | Opponent | | Score | RPI | S | Opponent | | Score | RPI | S | Opponent | | Score |
| 19 | A | Louisville | | 0 3 | 27 | H | North Carolina | | 2 3 | 62 | A | Syracuse | | 1 3 | 125 | N | UConn | | 3 0 |
| 21 | A | Florida St. | | 0 3 | 30 | A | Miami (FL) | | 0 3 | 62 | H | Syracuse | | 0 3 | 143 | H | North Carolina St. | | 3 1 |
| | | | | | 43 | H | Pittsburgh | | 0 3 | 81 | A | Georgia Tech | | 2 3 | 147 | A | Harvard | | 3 2 |
| | | | | | 47 | H | Virginia | | 0 3 | 81 | H | Georgia Tech | | 1 3 | 148 | H | South Ala. | | 3 1 |
| | | | | | 49 | N | Michigan St. | | 0 3 | 91 | H | Virginia Tech | | 0 3 | 165 | A | New Hampshire | | 3 0 |
| | | | | | | | | | | | | | | | 168 | N | Marshall | | 2 3 |
| | | | | | | | | | | | | | | | 170 | N | Delaware | | 2 3 |
| | | | | | | | | | | | | | | | 202 | A | Notre Dame | | 3 0 |
| | | | | | | | | | | | | | | | 209 | H | Clemson | | 3 0 |
| | | | | | | | | | | | | | | | 213 | A | Fairfield | | 2 3 |
| | | | | | | | | | | | | | | | 224 | H | Sacred Heart | | 3 1 |
| | | | | | | | | | | | | | | | 226 | N | Stony Brook | | 3 0 |
| | | | | | | | | | | | | | | | 240 | H | Providence | | 3 2 |
| | | | | | | | | | | | | | | | 248 | H | Northeastern | | 3 0 |
| LAST 10 GAMES | | | | | | | | | | | | | | | | | | | |
| | | | | | 27 | H | North Carolina | | 2 3 | 30 | A | Miami (FL) | | 0 3 | | | | | |
| | | | | | 143 | H | North Carolina St. | | 3 1 | 47 | H | Virginia | | 0 3 | | | | | |
| | | | | | 81 | H | Georgia Tech | | 1 3 | 62 | H | Syracuse | | 0 3 | | | | | |
| | | | | | 209 | H | Clemson | | 3 0 | 43 | H | Pittsburgh | | 0 3 | | | | | |
| | | | | | 21 | A | Florida St. | | 0 3 | 91 | H | Virginia Tech | | 0 3 | | | | | |

Non-Div. I Games:

Boston College

| Average RPI Win: Average RPI Loss: | 231 132 | WON-LOST RECORD | WINNING PCT. RANK | LAST 10 GAMES | STRENGTH OF SCHEDULE | OPP. STRENGTH OF SCHEDULE | TEAM RPI | ADJ RPI | CONF. RPI | ADJ CONF. RPI | | | |
|---------------------------------------|------------|--------------------|----------------------|------------------|-------------------------|------------------------------|----------------------|-------------|--------------|------------------|----------------|----|---|
| DIV. I ONLY | | 23- 7 | .76667 | 40 | 7- 3 | 298 | 196 | 132 | .51777 | 134 | 16 | 17 | |
| DIV. I NON-CONF. | | 14- 2 | .875 | 24 | 2- 0 | 327 | 205 | 155 | .50478 | 163 | 19 | 19 | |
| <hr/> | | | | | | | | | | | | | |
| TOTALS | RPI 1-25 | RPI 26-50 | | W-L RECORDS | | RPI 51-100 | | RPI 101-150 | | RPI 150+ | | | |
| 23- 7 | 0- 0 | 0- 0 | | OVERALL | | 2- 2 | | 1- 2 | | 20- 3 | | | |
| 9- 4 | 0- 0 | 0- 0 | | HOME | | 0- 1 | | 1- 1 | | 8- 2 | | | |
| 8- 3 | 0- 0 | 0- 0 | | AWAY | | 2- 1 | | 0- 1 | | 6- 1 | | | |
| 6- 0 | 0- 0 | 0- 0 | | NEUTRAL | | 0- 0 | | 0- 0 | | 6- 0 | | | |
| <hr/> | | | | | | | | | | | | | |
| 14- 2 | 0- 0 | 0- 0 | | NON-CONFERENCE | | 1- 0 | | 1- 2 | | 12- 0 | | | |
| 6- 1 | 0- 0 | 0- 0 | | HOME | | 0- 0 | | 1- 1 | | 5- 0 | | | |
| 2- 1 | 0- 0 | 0- 0 | | AWAY | | 1- 0 | | 0- 1 | | 1- 0 | | | |
| 6- 0 | 0- 0 | 0- 0 | | NEUTRAL | | 0- 0 | | 0- 0 | | 6- 0 | | | |
| <hr/> | | | | | | | | | | | | | |
| 9- 5 | 0- 0 | 0- 0 | | CONFERENCE | | 1- 2 | | 0- 0 | | 8- 3 | | | |
| 3- 3 | 0- 0 | 0- 0 | | HOME | | 0- 1 | | 0- 0 | | 3- 2 | | | |
| 6- 2 | 0- 0 | 0- 0 | | AWAY | | 1- 1 | | 0- 0 | | 5- 1 | | | |
| 0- 0 | 0- 0 | 0- 0 | | NEUTRAL | | 0- 0 | | 0- 0 | | 0- 0 | | | |
| <hr/> | | | | | | | | | | | | | |
| RPI S | Opponent | Score | RPI S | Opponent | Score | RPI S | Opponent | Score | RPI S | Opponent | Score | | |
| | | | | | | 72 A | Cleveland St. | 2 | 3 | 108 H | Loyola Chicago | 0 | 3 |
| | | | | | | 84 A | Chattanooga | 3 | 2 | 116 H | Kennesaw St. | 3 | 0 |
| | | | | | | 86 A | Oakland | 3 | 0 | 132 A | Indiana St. | 2 | 3 |
| | | | | | | 86 H | Oakland | 1 | 3 | 162 A | Green Bay | 3 | 0 |
| | | | | | | | | | | 162 H | Green Bay | 0 | 3 |
| | | | | | | | | | | 164 A | Milwaukee | 1 | 3 |
| | | | | | | | | | | 164 H | Milwaukee | 3 | 0 |
| | | | | | | | | | | 174 N | Troy | 3 | 0 |
| | | | | | | | | | | 200 A | Northern Ky. | 3 | 1 |
| | | | | | | | | | | 200 H | Northern Ky. | 2 | 3 |
| | | | | | | | | | | 218 A | Ill.-Chicago | 3 | 0 |
| | | | | | | | | | | 218 H | Ill.-Chicago | 3 | 1 |
| | | | | | | | | | | 228 A | Youngstown St. | 3 | 2 |
| | | | | | | | | | | 232 N | Eastern Ky. | 3 | 0 |
| | | | | | | | | | | 245 A | Wright St. | 3 | 0 |
| | | | | | | | | | | 245 H | Wright St. | 3 | 0 |
| | | | | | | | | | | 263 H | Elon | 3 | 0 |
| | | | | | | | | | | 269 N | Rider | 3 | 1 |
| | | | | | | | | | | 274 H | IPFW | 3 | 1 |
| | | | | | | | | | | 287 H | Toledo | 3 | 1 |
| | | | | 293 N | NJIT | 3 | 0 | | | | | | |
| | | | LAST 10 GAMES | | | 305 N | Western Ill. | 3 | 1 | | | | |
| | | | | | | 306 H | Chicago St. | 3 | 0 | | | | |
| | | | | | | 306 N | Chicago St. | 3 | 0 | | | | |
| | | | | | | 314 A | St. Francis Brooklyn | 3 | 0 | | | | |
| | | | | | | 332 H | Savannah St. | 3 | 0 | | | | |
| | | | | | | 245 H | Wright St. | 3 | 0 | | | | |
| | | | | | | 274 H | IPFW | 3 | 1 | | | | |
| | | | LAST 10 GAMES | | | 228 A | Youngstown St. | 3 | 2 | | | | |
| | | | | | | 72 A | Cleveland St. | 2 | 3 | | | | |
| | | | | | | 306 H | Chicago St. | 3 | 0 | | | | |
| | | | | | | 164 A | Milwaukee | 1 | 3 | | | | |
| | | | LAST 10 GAMES | | | 162 A | Green Bay | 3 | 0 | | | | |
| | | | | | | 86 A | Oakland | 3 | 0 | | | | |
| | | | | | | 218 A | Ill.-Chicago | 3 | 0 | | | | |
| | | | LAST 10 GAMES | | | 200 H | Northern Ky. | 2 | 3 | | | | |
| | | | | | | | | | | | | | |

Non-Div. I Games:

Valparaiso

| Average RPI Win: | | 225 | WON-LOST RECORD | | WINNING PCT. RANK | | LAST 10 GAMES | | STRENGTH OF SCHEDULE | | OPP. STRENGTH OF SCHEDULE | | TEAM RPI | | ADJ RPI | | CONF. RPI | | ADJ CONF. RPI | | | | |
|-------------------|---|----------|-----------------|-----------|-------------------|----------------|---------------|----------------|----------------------|-------------|---------------------------|----------|----------|------------------|------------|-------|-----------|-----|---------------|------------------|--|-------|---|
| Average RPI Loss: | | 108 | | | | | | | | | | | | | | | | | | | | | |
| DIV. I ONLY | | | 19- 12 | | .6129 109 | | 4- 6 | | 223 | | 166 | | 138 | | .51634 135 | | 18 | | 18 | | | | |
| DIV. I NON-CONF. | | | 12- 5 | | .70588 82 | | 1- 0 | | 155 | | 174 | | 96 | | .55393 97 | | 14 | | 14 | | | | |
| TOTALS | | RPI 1-25 | | RPI 26-50 | | W-L RECORDS | | RPI 51-100 | | RPI 101-150 | | RPI 150+ | | | | | | | | | | | |
| 19- 12 | | 0- 1 | | 1- 2 | | OVERALL | | 0- 3 | | 1- 1 | | 17- 5 | | | | | | | | | | | |
| 9- 3 | | 0- 0 | | 0- 0 | | HOME | | 0- 2 | | 1- 0 | | 8- 1 | | | | | | | | | | | |
| 5- 7 | | 0- 1 | | 0- 1 | | AWAY | | 0- 1 | | 0- 0 | | 5- 4 | | | | | | | | | | | |
| 5- 2 | | 0- 0 | | 1- 1 | | NEUTRAL | | 0- 0 | | 0- 1 | | 4- 0 | | | | | | | | | | | |
| 12- 5 | | 0- 1 | | 1- 1 | | NON-CONFERENCE | | 0- 1 | | 1- 1 | | 10- 1 | | | | | | | | | | | |
| 6- 0 | | 0- 0 | | 0- 0 | | HOME | | 0- 0 | | 1- 0 | | 5- 0 | | | | | | | | | | | |
| 1- 3 | | 0- 1 | | 0- 0 | | AWAY | | 0- 1 | | 0- 0 | | 1- 1 | | | | | | | | | | | |
| 5- 2 | | 0- 0 | | 1- 1 | | NEUTRAL | | 0- 0 | | 0- 1 | | 4- 0 | | | | | | | | | | | |
| 7- 7 | | 0- 0 | | 0- 1 | | CONFERENCE | | 0- 2 | | 0- 0 | | 7- 4 | | | | | | | | | | | |
| 3- 3 | | 0- 0 | | 0- 0 | | HOME | | 0- 2 | | 0- 0 | | 3- 1 | | | | | | | | | | | |
| 4- 4 | | 0- 0 | | 0- 1 | | AWAY | | 0- 0 | | 0- 0 | | 4- 3 | | | | | | | | | | | |
| 0- 0 | | 0- 0 | | 0- 0 | | NEUTRAL | | 0- 0 | | 0- 0 | | 0- 0 | | | | | | | | | | | |
| RPI | S | Opponent | | Score | | RPI | S | Opponent | | Score | | RPI | S | Opponent | | Score | | RPI | S | Opponent | | Score | |
| 14 | A | Iowa St. | | 1 | 3 | 29 | N | Marquette | | 1 | 3 | 54 | H | Idaho St. | | 0 | 3 | 111 | N | UCF | | 1 | 3 |
| | | | | | | 35 | N | Dayton | | 3 | 2 | 70 | A | Saint Louis | | 1 | 3 | 120 | H | North Dakota St. | | 3 | 0 |
| | | | | | | 50 | A | Northern Ariz. | | 0 | 3 | 78 | H | Sacramento St. | | 1 | 3 | 151 | A | Northern Colo. | | 0 | 3 |
| | | | | | | | | | | | | | | | | | | 151 | H | Northern Colo. | | 2 | 3 |
| | | | | | | | | | | | | | | | | | | 162 | H | Green Bay | | 3 | 2 |
| | | | | | | | | | | | | | | | | | | 173 | A | Idaho | | 3 | 2 |
| | | | | | | | | | | | | | | | | | | 179 | A | Eastern Wash. | | 0 | 3 |
| | | | | | | | | | | | | | | | | | | 183 | A | Southern Utah | | 3 | 2 |
| | | | | | | | | | | | | | | | | | | 184 | A | Omaha | | 1 | 3 |
| | | | | | | | | | | | | | | | | | | 193 | H | Drake | | 3 | 0 |
| | | | | | | | | | | | | | | | | | | 193 | N | Drake | | 3 | 0 |
| | | | | | | | | | | | | | | | | | | 194 | H | South Dakota | | 3 | 0 |
| | | | | | | | | | | | | | | | | | | 208 | N | USC Upstate | | 3 | 1 |
| | | | | | | | | | | | | | | | | | | 228 | A | Portland St. | | 0 | 3 |
| | | | | | | | | | | | | | | | | | | 258 | A | Montana | | 3 | 0 |
| | | | | | | | | | | | | | | | | | | 258 | H | Montana | | 3 | 0 |
| | | | | | | | | | | | | | | | | | | 267 | N | UT Martin | | 3 | 0 |
| | | | | | | | | | | | | | | | | | | 271 | H | South Dakota St. | | 3 | 0 |
| | | | | | | | | | | | | | | | | | | 273 | H | Weber St. | | 3 | 0 |
| | | | | | | | | | | | | | | | | | | 286 | A | Austin Peay | | 3 | 1 |
| | | | | | | | | | | | | | | | | | | 291 | A | Montana St. | | 3 | 1 |
| | | | | | | | | | | | | | | | | | | 291 | H | Montana St. | | 3 | 1 |
| | | | | | | | | | | | | | | | | | | 301 | H | Jacksonville St. | | 3 | 0 |
| | | | | | | | | | | | | | | | | | | 327 | N | Ark.-Pine Bluff | | 3 | 0 |
| LAST 10 GAMES | | | | | | | | | | | | | | | | | | | | | | | |
| | | | | | | 258 | A | Montana | | 3 | 0 | 50 | A | Northern Ariz. | | 0 | 3 | 291 | A | Montana St. | | 3 | 1 |
| | | | | | | 291 | A | Montana St. | | 3 | 1 | 151 | A | Northern Colo. | | 0 | 3 | 228 | A | Portland St. | | 0 | 3 |
| | | | | | | 151 | H | Northern Colo. | | 2 | 3 | 120 | H | North Dakota St. | | 3 | 0 | 54 | H | Idaho St. | | 0 | 3 |
| | | | | | | 78 | H | Sacramento St. | | 1 | 3 | | | | | | | | | | | | |
| | | | | | | 183 | A | Southern Utah | | 3 | 2 | | | | | | | | | | | | |

Non-Div. I Games:

North Dakota

| Average RPI Win: 220 | | WON-LOST | WINNING | LAST 10 | STRENGTH OF | | OPP. STRENGTH | TEAM | ADJ | CONF. | ADJ CONF. | | |
|-----------------------|----------|----------|-----------|----------------|-------------|-------|---------------|-------|-------------|-------------------|-----------|----|----|
| Average RPI Loss: 143 | | RECORD | PCT. RANK | GAMES | SCHEDULE | | OF SCHEDULE | RPI | RPI | RPI | RPI | | |
| DIV. I ONLY | | 13- 8 | .61905 | 102 | 8- 2 | | 207 | 217 | 135 | .51617 | 136 | 22 | 22 |
| DIV. I NON-CONF. | | 5- 4 | .55556 | 144 | 0- 0 | | 216 | 170 | 174 | .49843 | 173 | 23 | 23 |
| TOTALS | | RPI 1-25 | RPI 26-50 | | W-L RECORDS | | RPI 51-100 | | RPI 101-150 | | RPI 150+ | | |
| 13- 8 | 0- 0 | 0- 0 | | OVERALL | | 0- 1 | | 1- 3 | | 12- 4 | | | |
| 6- 1 | 0- 0 | 0- 0 | | HOME | | 0- 0 | | 1- 0 | | 5- 1 | | | |
| 3- 5 | 0- 0 | 0- 0 | | AWAY | | 0- 0 | | 0- 3 | | 3- 2 | | | |
| 4- 2 | 0- 0 | 0- 0 | | NEUTRAL | | 0- 1 | | 0- 0 | | 4- 1 | | | |
| 5- 4 | 0- 0 | 0- 0 | | NON-CONFERENCE | | 0- 1 | | 0- 2 | | 5- 1 | | | |
| 0- 0 | 0- 0 | 0- 0 | | HOME | | 0- 0 | | 0- 0 | | 0- 0 | | | |
| 1- 2 | 0- 0 | 0- 0 | | AWAY | | 0- 0 | | 0- 2 | | 1- 0 | | | |
| 4- 2 | 0- 0 | 0- 0 | | NEUTRAL | | 0- 1 | | 0- 0 | | 4- 1 | | | |
| 8- 4 | 0- 0 | 0- 0 | | CONFERENCE | | 0- 0 | | 1- 1 | | 7- 3 | | | |
| 6- 1 | 0- 0 | 0- 0 | | HOME | | 0- 0 | | 1- 0 | | 5- 1 | | | |
| 2- 3 | 0- 0 | 0- 0 | | AWAY | | 0- 0 | | 0- 1 | | 2- 2 | | | |
| 0- 0 | 0- 0 | 0- 0 | | NEUTRAL | | 0- 0 | | 0- 0 | | 0- 0 | | | |
| RPI S | Opponent | Score | RPI S | Opponent | Score | RPI S | Opponent | Score | RPI S | Opponent | Score | | |
| | | | | | | 85 N | FGCU | 1 3 | 104 A | Hofstra | 1 3 | | |
| | | | | | | | | | 112 A | George Washington | 1 3 | | |
| | | | | | | | | | 147 A | Harvard | 0 3 | | |
| | | | | | | | | | 147 H | Harvard | 3 0 | | |
| | | | | | | | | | 152 N | UC Davis | 0 3 | | |
| | | | | | | | | | 155 A | Dartmouth | 1 3 | | |
| | | | | | | | | | 155 H | Dartmouth | 3 0 | | |
| | | | | | | | | | 181 A | Yale | 0 3 | | |
| | | | | | | | | | 181 H | Yale | 3 1 | | |
| | | | | | | | | | 186 N | Duquesne | 3 0 | | |
| | | | | | | | | | 187 A | Rutgers | 3 0 | | |
| | | | | | | | | | 207 A | Penn | 3 1 | | |
| | | | | | | | | | 207 H | Penn | 1 3 | | |
| | | | | | | | | | 223 N | Radford | 3 2 | | |
| | | | | | | | | | 234 N | Howard | 3 2 | | |
| | | | | | | | | | 243 A | Brown | 3 2 | | |
| | | | | | | | | | 243 H | Brown | 3 0 | | |
| | | | | | | | | | 255 H | Columbia | 3 0 | | |
| | | | | | | | | | 278 H | Cornell | 3 0 | | |
| | | | | | | | | | 315 N | Hartford | 3 0 | | |
| LAST 10 GAMES | | | | | | | | | | | | | |
| | | | | | | 243 H | Brown | 3 0 | 181 A | Yale | 0 3 | | |
| | | | | | | 181 H | Yale | 3 1 | 243 A | Brown | 3 2 | | |
| | | | | | | 147 H | Harvard | 3 0 | 278 H | Cornell | 3 0 | | |
| | | | | | | 155 H | Dartmouth | 3 0 | 255 H | Columbia | 3 0 | | |
| | | | | | | 207 A | Penn | 3 1 | 155 A | Dartmouth | 1 3 | | |

Non-Div. I Games:

Princeton

| Average RPI Win: | 188 | WON-LOST RECORD | WINNING PCT. RANK | LAST 10 GAMES | STRENGTH OF SCHEDULE | OPP. STRENGTH OF SCHEDULE | TEAM RPI | ADJ RPI | CONF. RPI | ADJ CONF. RPI | | |
|------------------|----------|-----------------|-------------------|----------------|----------------------|---------------------------|--------------|-------------|-----------|--------------------|-------|----|
| DIV. I ONLY | | 10- 14 | .41667 | 216 | 6- 4 | 64 | 158 | 136 | .51594 | 137 | 14 | 14 |
| DIV. I NON-CONF. | | 3- 9 | .25 | 270 | 0- 0 | 45 | 148 | 186 | .48766 | 185 | 17 | 18 |
| <hr/> | | | | | | | | | | | | |
| TOTALS | RPI 1-25 | RPI 26-50 | | W-L RECORDS | | RPI 51-100 | | RPI 101-150 | | RPI 150+ | | |
| 10- 14 | 0- 0 | 0- 1 | | OVERALL | | 1- 7 | | 2- 2 | | 7- 4 | | |
| 3- 2 | 0- 0 | 0- 0 | | HOME | | 0- 2 | | 0- 0 | | 3- 0 | | |
| 4- 7 | 0- 0 | 0- 1 | | AWAY | | 1- 2 | | 1- 2 | | 2- 2 | | |
| 3- 5 | 0- 0 | 0- 0 | | NEUTRAL | | 0- 3 | | 1- 0 | | 2- 2 | | |
| <hr/> | | | | | | | | | | | | |
| 3- 9 | 0- 0 | 0- 1 | | NON-CONFERENCE | | 0- 4 | | 1- 2 | | 2- 2 | | |
| 0- 0 | 0- 0 | 0- 0 | | HOME | | 0- 0 | | 0- 0 | | 0- 0 | | |
| 0- 4 | 0- 0 | 0- 1 | | AWAY | | 0- 1 | | 0- 2 | | 0- 0 | | |
| 3- 5 | 0- 0 | 0- 0 | | NEUTRAL | | 0- 3 | | 1- 0 | | 2- 2 | | |
| <hr/> | | | | | | | | | | | | |
| 7- 5 | 0- 0 | 0- 0 | | CONFERENCE | | 1- 3 | | 1- 0 | | 5- 2 | | |
| 3- 2 | 0- 0 | 0- 0 | | HOME | | 0- 2 | | 0- 0 | | 3- 0 | | |
| 4- 3 | 0- 0 | 0- 0 | | AWAY | | 1- 1 | | 1- 0 | | 2- 2 | | |
| 0- 0 | 0- 0 | 0- 0 | | NEUTRAL | | 0- 0 | | 0- 0 | | 0- 0 | | |
| <hr/> | | | | | | | | | | | | |
| RPI S | Opponent | Score | RPI S | Opponent | Score | RPI S | Opponent | Score | RPI S | Opponent | Score | |
| | | | 35 A | Dayton | 0 3 | 58 N | Illinois St. | 2 3 | 110 A | Col. of Charleston | 0 3 | |
| | | | | | | 59 A | Lipscomb | 0 3 | 116 A | Kennesaw St. | 3 0 | |
| | | | | | | 59 H | Lipscomb | 2 3 | 143 A | North Carolina St. | 1 3 | |
| | | | | | | 73 A | Auburn | 2 3 | 146 N | Samford | 3 1 | |
| | | | | | | 75 N | Ole Miss | 0 3 | 154 N | Stephen F. Austin | 3 2 | |
| | | | | | | 85 A | FGCU | 3 2 | 156 A | North Florida | 2 3 | |
| | | | | | | 85 H | FGCU | 2 3 | 156 H | North Florida | 3 2 | |
| | | | | | | 98 N | Tennessee | 1 3 | 170 N | Delaware | 1 3 | |
| | | | | | | | | | 191 N | Eastern Mich. | 0 3 | |
| | | | | | | | | | 208 A | USC Upstate | 3 1 | |
| | | | | | | | | | 212 N | Wofford | 3 0 | |
| | | | | | | | | | 216 A | Stetson | 2 3 | |
| | | | | | | | | | 216 H | Stetson | 3 1 | |
| | | | | | | | | | 293 A | NJIT | 3 0 | |
| | | | | | | | | | 293 H | NJIT | 3 2 | |
| <hr/> | | | | | | | | | | | | |
| | | | LAST 10 GAMES | | | | | | | | | |
| | | | 293 A | NJIT | 3 0 | 85 H | FGCU | 2 3 | | | | |
| | | | 59 A | Lipscomb | 0 3 | 216 H | Stetson | 3 1 | | | | |
| | | | 85 A | FGCU | 3 2 | 59 H | Lipscomb | 2 3 | | | | |
| | | | 216 A | Stetson | 2 3 | 293 H | NJIT | 3 2 | | | | |
| | | | 156 H | North Florida | 3 2 | 208 A | USC Upstate | 3 1 | | | | |

Non-Div. I Games:

Jacksonville

| Average RPI Win: 186 | | WON-LOST RECORD | | WINNING PCT. RANK | | LAST 10 GAMES | | STRENGTH OF SCHEDULE | | OPP. STRENGTH OF SCHEDULE | | TEAM RPI | | ADJ RPI | | CONF. RPI | | ADJ CONF. RPI | |
|----------------------|---|-----------------|--|-------------------|--|----------------|---|----------------------|--|---------------------------|--|----------|---|-----------------|--|-----------|--|---------------|--|
| DIV. I ONLY | | 14- 13 | | .51852 168 | | 3- 7 | | 135 | | 149 | | 137 | | .5154 138 | | 9 | | 9 | |
| DIV. I NON-CONF. | | 9- 4 | | .69231 85 | | 0- 0 | | 236 | | 204 | | 138 | | .52243 139 | | 11 | | 11 | |
| TOTALS | | RPI 1-25 | | RPI 26-50 | | W-L RECORDS | | RPI 51-100 | | RPI 101-150 | | RPI 150+ | | | | | | | |
| 14- 13 | | 0- 2 | | 0- 0 | | OVERALL | | 1- 1 | | 6- 6 | | 7- 4 | | | | | | | |
| 5- 9 | | 0- 1 | | 0- 0 | | HOME | | 0- 1 | | 2- 5 | | 3- 2 | | | | | | | |
| 5- 4 | | 0- 1 | | 0- 0 | | AWAY | | 1- 0 | | 3- 1 | | 1- 2 | | | | | | | |
| 4- 0 | | 0- 0 | | 0- 0 | | NEUTRAL | | 0- 0 | | 1- 0 | | 3- 0 | | | | | | | |
| 9- 4 | | 0- 0 | | 0- 0 | | NON-CONFERENCE | | 0- 1 | | 3- 1 | | 6- 2 | | | | | | | |
| 5- 2 | | 0- 0 | | 0- 0 | | HOME | | 0- 1 | | 2- 1 | | 3- 0 | | | | | | | |
| 0- 2 | | 0- 0 | | 0- 0 | | AWAY | | 0- 0 | | 0- 0 | | 0- 2 | | | | | | | |
| 4- 0 | | 0- 0 | | 0- 0 | | NEUTRAL | | 0- 0 | | 1- 0 | | 3- 0 | | | | | | | |
| 5- 9 | | 0- 2 | | 0- 0 | | CONFERENCE | | 1- 0 | | 3- 5 | | 1- 2 | | | | | | | |
| 0- 7 | | 0- 1 | | 0- 0 | | HOME | | 0- 0 | | 0- 4 | | 0- 2 | | | | | | | |
| 5- 2 | | 0- 1 | | 0- 0 | | AWAY | | 1- 0 | | 3- 1 | | 1- 0 | | | | | | | |
| 0- 0 | | 0- 0 | | 0- 0 | | NEUTRAL | | 0- 0 | | 0- 0 | | 0- 0 | | | | | | | |
| RPI | S | Opponent | | Score | | RPI | S | Opponent | | Score | | RPI | S | Opponent | | Score | | | |
| 24 | A | SMU | | 0 3 | | | | | | | | 101 | A | Temple | | 0 3 | | | |
| 24 | H | SMU | | 1 3 | | | | | | | | 101 | H | Temple | | 1 3 | | | |
| | | | | | | | | | | | | 107 | A | Tulsa | | 3 0 | | | |
| | | | | | | | | | | | | 107 | H | Tulsa | | 1 3 | | | |
| | | | | | | | | | | | | 111 | H | UCF | | 0 3 | | | |
| | | | | | | | | | | | | 118 | H | Southern Miss. | | 3 1 | | | |
| | | | | | | | | | | | | 125 | A | UConn | | 3 1 | | | |
| | | | | | | | | | | | | 125 | H | UConn | | 0 3 | | | |
| | | | | | | | | | | | | 126 | H | Mississippi St. | | 0 3 | | | |
| | | | | | | | | | | | | 142 | H | Little Rock | | 3 2 | | | |
| | | | | | | | | | | | | 148 | N | South Ala. | | 3 0 | | | |
| | | | | | | | | | | | | 150 | A | Houston | | 3 2 | | | |
| | | | | | | | | | | | | 157 | H | South Fla. | | 1 3 | | | |
| | | | | | | | | | | | | 180 | A | Belmont | | 2 3 | | | |
| | | | | | | | | | | | | 182 | N | High Point | | 3 0 | | | |
| | | | | | | | | | | | | 204 | N | UTEP | | 3 1 | | | |
| | | | | | | | | | | | | 206 | A | Georgia | | 0 3 | | | |
| | | | | | | | | | | | | 212 | N | Wofford | | 3 0 | | | |
| | | | | | | | | | | | | 235 | A | Tulane | | 3 2 | | | |
| | | | | | | | | | | | | 254 | H | East Carolina | | 1 3 | | | |
| | | | | | | | | | | | | 286 | H | Austin Peay | | 3 1 | | | |
| | | | | | | | | | | | | 290 | H | Tennessee Tech | | 3 0 | | | |
| | | | | | | | | | | | | 327 | H | Ark.-Pine Bluff | | 3 0 | | | |
| LAST 10 GAMES | | | | | | | | | | | | | | | | | | | |
| | | 107 H Tulsa | | 1 3 | | | | 107 A Tulsa | | 3 0 | | | | | | | | | |
| | | 24 H SMU | | 1 3 | | | | 235 A Tulane | | 3 2 | | | | | | | | | |
| | | 101 H Temple | | 1 3 | | | | 150 A Houston | | 3 2 | | | | | | | | | |
| | | 125 H UConn | | 0 3 | | | | 111 H UCF | | 0 3 | | | | | | | | | |
| | | 24 A SMU | | 0 3 | | | | 157 H South Fla. | | 1 3 | | | | | | | | | |

Non-Div. I Games:

Memphis

| Average RPI Win: | 215 | WON-LOST RECORD | WINNING PCT. RANK | LAST 10 GAMES | STRENGTH OF SCHEDULE | OPP. STRENGTH OF SCHEDULE | TEAM RPI | ADJ RPI | CONF. RPI | ADJ CONF. RPI |
|-------------------------|------------------------------------|---|--|---------------|----------------------|---------------------------|----------|------------|-----------|---------------|
| DIV. I ONLY | | 10- 14 | .41667 216 | 7- 3 | 54 | 218 | 139 | .51476 139 | 23 | 23 |
| DIV. I NON-CONF. | | 2- 10 | .16667 297 | 0- 0 | 10 | 158 | 165 | .50417 165 | 21 | 21 |
| TOTALS | RPI 1-25 | RPI 26-50 | W-L RECORDS | RPI 51-100 | RPI 101-150 | RPI 150+ | | | | |
| 10- 14 | 0- 1 | 0- 2 | OVERALL | 1- 5 | 2- 3 | 7- 3 | | | | |
| 4- 1 | 0- 0 | 0- 0 | HOME | 0- 1 | 1- 0 | 3- 0 | | | | |
| 4- 9 | 0- 1 | 0- 2 | AWAY | 0- 2 | 1- 1 | 3- 3 | | | | |
| 2- 4 | 0- 0 | 0- 0 | NEUTRAL | 1- 2 | 0- 2 | 1- 0 | | | | |
| 2- 10 | 0- 1 | 0- 2 | NON-CONFERENCE | 1- 3 | 0- 3 | 1- 1 | | | | |
| 0- 0 | 0- 0 | 0- 0 | HOME | 0- 0 | 0- 0 | 0- 0 | | | | |
| 0- 6 | 0- 1 | 0- 2 | AWAY | 0- 1 | 0- 1 | 0- 1 | | | | |
| 2- 4 | 0- 0 | 0- 0 | NEUTRAL | 1- 2 | 0- 2 | 1- 0 | | | | |
| 8- 4 | 0- 0 | 0- 0 | CONFERENCE | 0- 2 | 2- 0 | 6- 2 | | | | |
| 4- 1 | 0- 0 | 0- 0 | HOME | 0- 1 | 1- 0 | 3- 0 | | | | |
| 4- 3 | 0- 0 | 0- 0 | AWAY | 0- 1 | 1- 0 | 3- 2 | | | | |
| 0- 0 | 0- 0 | 0- 0 | NEUTRAL | 0- 0 | 0- 0 | 0- 0 | | | | |
| RPI S Opponent Score | RPI S Opponent Score | RPI S Opponent Score | RPI S Opponent Score | | | | | | | |
| 23 A Creighton 1 3 | 32 A Hawaii 0 3 32 A Hawaii 1 3 | 59 N Lipscomb 3 2 60 N Pacific 0 3 78 A Sacramento St. 1 3 82 A New Mexico St. 0 3 82 H New Mexico St. 1 3 97 N Denver 0 3 | 106 A San Francisco 1 3 128 N ETSU 0 3 144 N San Diego St. 2 3 149 A Seattle 3 1 149 H Seattle 3 1 171 A UMKC 3 2 174 A Troy 1 3 198 A Utah Valley 1 3 198 H Utah Valley 3 2 262 A UTRGV 0 3 262 H UTRGV 3 0 279 A Grand Canyon 3 2 279 H Grand Canyon 3 0 302 N Alabama St. 3 1 306 A Chicago St. 3 0 | | | | | | | |
| LAST 10 GAMES | | | | | | | | | | |
| 262 A UTRGV 0 3 | 171 A UMKC 3 2 | | | | | | | | | |
| 82 A New Mexico St. 0 3 | 306 A Chicago St. 3 0 | | | | | | | | | |
| 198 H Utah Valley 3 2 | 82 H New Mexico St. 1 3 | | | | | | | | | |
| 149 H Seattle 3 1 | 262 H UTRGV 3 0 | | | | | | | | | |
| 279 H Grand Canyon 3 0 | 149 A Seattle 3 1 | | | | | | | | | |

Non-Div. I Games:

CSU Bakersfield

| Average RPI Win: | | 176 | WON-LOST RECORD | | WINNING PCT. RANK | LAST 10 GAMES | STRENGTH OF SCHEDULE | | OPP. STRENGTH OF SCHEDULE | TEAM RPI | ADJ RPI | CONF. RPI | ADJ CONF. RPI |
|-------------------|------------|----------|-----------------|----------------|-------------------|---------------|----------------------|-------|---------------------------|-----------------|------------|-----------|---------------|
| Average RPI Loss: | | 94 | | | | | | | | | | | |
| DIV. I ONLY | | 12- 15 | | | .44444 200 | 4- 6 | 99 | | 85 | 140 | .51473 140 | 8 | 8 |
| DIV. I NON-CONF. | | 6- 6 | | | .5 163 | 0- 0 | 100 | | 144 | 137 | .52264 138 | 7 | 7 |
| TOTALS | | RPI 1-25 | RPI 26-50 | | W-L RECORDS | | RPI 51-100 | | RPI 101-150 | | RPI 150+ | | |
| 12- 15 | 0- 3 | 0- 3 | | OVERALL | | 0- 3 | | 4- 2 | | 8- 4 | | | |
| 5- 5 | 0- 1 | 0- 2 | | HOME | | 0- 1 | | 2- 0 | | 3- 1 | | | |
| 5- 6 | 0- 2 | 0- 1 | | AWAY | | 0- 1 | | 1- 0 | | 4- 2 | | | |
| 2- 4 | 0- 0 | 0- 0 | | NEUTRAL | | 0- 1 | | 1- 2 | | 1- 1 | | | |
| 6- 6 | 0- 1 | 0- 0 | | NON-CONFERENCE | | 0- 1 | | 3- 2 | | 3- 2 | | | |
| 3- 0 | 0- 0 | 0- 0 | | HOME | | 0- 0 | | 2- 0 | | 1- 0 | | | |
| 1- 2 | 0- 1 | 0- 0 | | AWAY | | 0- 0 | | 0- 0 | | 1- 1 | | | |
| 2- 4 | 0- 0 | 0- 0 | | NEUTRAL | | 0- 1 | | 1- 2 | | 1- 1 | | | |
| 6- 9 | 0- 2 | 0- 3 | | CONFERENCE | | 0- 2 | | 1- 0 | | 5- 2 | | | |
| 2- 5 | 0- 1 | 0- 2 | | HOME | | 0- 1 | | 0- 0 | | 2- 1 | | | |
| 4- 4 | 0- 1 | 0- 1 | | AWAY | | 0- 1 | | 1- 0 | | 3- 1 | | | |
| 0- 0 | 0- 0 | 0- 0 | | NEUTRAL | | 0- 0 | | 0- 0 | | 0- 0 | | | |
| RPI S | Opponent | Score | RPI S | Opponent | Score | RPI S | Opponent | Score | RPI S | Opponent | Score | | |
| 19 A | Louisville | 0 3 | 29 A | Marquette | 1 3 | 56 N | Ohio | 0 3 | 101 H | Temple | 3 0 | | |
| 23 A | Creighton | 1 3 | 29 H | Marquette | 0 3 | 67 A | Xavier | 0 3 | 104 H | Hofstra | 3 2 | | |
| 23 H | Creighton | 0 3 | 44 H | Villanova | 0 3 | 67 H | Xavier | 2 3 | 108 N | Loyola Chicago | 1 3 | | |
| | | | | | | | | | 124 N | Utah | 2 3 | | |
| | | | | | | | | | 129 A | St. John's (NY) | 3 1 | | |
| | | | | | | | | | 130 N | Central Ark. | 3 2 | | |
| | | | | | | | | | 153 A | Butler | 3 1 | | |
| | | | | | | | | | 153 H | Butler | 3 0 | | |
| | | | | | | | | | 175 A | UNLV | 0 3 | | |
| | | | | | | | | | 184 N | Omaha | 0 3 | | |
| | | | | | | | | | 191 A | DePaul | 3 1 | | |
| | | | | | | | | | 191 H | DePaul | 3 0 | | |
| | | | | | | | | | 202 H | Notre Dame | 3 0 | | |
| | | | | | | | | | 215 A | Georgetown | 3 2 | | |
| | | | | | | | | | 215 H | Georgetown | 2 3 | | |
| | | | | | | | | | 240 A | Providence | 2 3 | | |
| | | | | | | | | | 265 N | Binghamton | 3 2 | | |
| | | | | | | | | | 278 A | Cornell | 3 0 | | |
| | | | LAST 10 GAMES | | | | | | | | | | |
| | | | 153 A | Butler | 3 1 | 29 A | Marquette | 1 3 | | | | | |
| | | | 67 A | Xavier | 0 3 | 44 H | Villanova | 0 3 | | | | | |
| | | | 23 H | Creighton | 0 3 | 129 A | St. John's (NY) | 3 1 | | | | | |
| | | | 215 H | Georgetown | 2 3 | 67 H | Xavier | 2 3 | | | | | |
| | | | 191 A | DePaul | 3 1 | 153 H | Butler | 3 0 | | | | | |

Non-Div. I Games:

Seton Hall

| Average RPI Win: | 152 | WON-LOST RECORD | WINNING PCT. RANK | LAST 10 GAMES | STRENGTH OF SCHEDULE | OPP. STRENGTH OF SCHEDULE | TEAM RPI | ADJ RPI | CONF. RPI | ADJ CONF. RPI | | | | | |
|------------------|----------|---------------------|-------------------|----------------|-------------------------|---------------------------|----------------|-------------|----------------|----------------|----------------|-----|---|---------------|----------------|
| DIV. I ONLY | | 5- 19 | .20833 | 299 | 2- 8 | 11 | 20 | 149 | .51408 | 141 | 3 | 3 | | | |
| DIV. I NON-CONF. | | 2- 8 | .2 | 285 | 0- 0 | 7 | 36 | 136 | .52862 | 129 | 2 | 2 | | | |
| <hr/> | | | | | | | | | | | | | | | |
| TOTALS | RPI 1-25 | RPI 26-50 | | W-L RECORDS | | RPI 51-100 | | RPI 101-150 | | RPI 150+ | | | | | |
| 5- 19 | 0- 8 | 0- 3 | | OVERALL | | 0- 6 | | 2- 2 | | 3- 0 | | | | | |
| 2- 5 | 0- 3 | 0- 0 | | HOME | | 0- 2 | | 1- 0 | | 1- 0 | | | | | |
| 2- 12 | 0- 5 | 0- 2 | | AWAY | | 0- 3 | | 1- 2 | | 1- 0 | | | | | |
| 1- 2 | 0- 0 | 0- 1 | | NEUTRAL | | 0- 1 | | 0- 0 | | 1- 0 | | | | | |
| <hr/> | | | | | | | | | | | | | | | |
| 2- 8 | 0- 2 | 0- 3 | | NON-CONFERENCE | | 0- 2 | | 1- 1 | | 1- 0 | | | | | |
| 0- 0 | 0- 0 | 0- 0 | | HOME | | 0- 0 | | 0- 0 | | 0- 0 | | | | | |
| 1- 6 | 0- 2 | 0- 2 | | AWAY | | 0- 1 | | 1- 1 | | 0- 0 | | | | | |
| 1- 2 | 0- 0 | 0- 1 | | NEUTRAL | | 0- 1 | | 0- 0 | | 1- 0 | | | | | |
| <hr/> | | | | | | | | | | | | | | | |
| 3- 11 | 0- 6 | 0- 0 | | CONFERENCE | | 0- 4 | | 1- 1 | | 2- 0 | | | | | |
| 2- 5 | 0- 3 | 0- 0 | | HOME | | 0- 2 | | 1- 0 | | 1- 0 | | | | | |
| 1- 6 | 0- 3 | 0- 0 | | AWAY | | 0- 2 | | 0- 1 | | 1- 0 | | | | | |
| 0- 0 | 0- 0 | 0- 0 | | NEUTRAL | | 0- 0 | | 0- 0 | | 0- 0 | | | | | |
| <hr/> | | | | | | | | | | | | | | | |
| RPI | S | Opponent | Score | RPI | S | Opponent | Score | RPI | S | Opponent | Score | | | | |
| 2 | H | Southern California | 1 <div>3</div> | 28 | A | San Diego | 1 <div>3</div> | 53 | A | Long Beach St. | 0 <div>3</div> | 124 | A | Utah | 1 <div>3</div> |
| 7 | A | Washington | 0 <div>3</div> | 32 | A | Hawaii | 0 <div>3</div> | 60 | N | Pacific | 1 <div>3</div> | 124 | H | Utah | 3 2 |
| 10 | H | UCLA | 2 <div>3</div> | 33 | N | Wichita St. | 0 <div>3</div> | 68 | H | Oregon | 1 <div>3</div> | 127 | A | UC Irvine | 1 <div>3</div> |
| 12 | A | Stanford | 0 <div>3</div> | | | | | 69 | A | Colorado | 2 <div>3</div> | 144 | A | San Diego St. | 3 1 |
| 12 | H | Stanford | 0 <div>3</div> | | | | | 69 | H | Colorado | 0 <div>3</div> | 159 | A | California | 3 0 |
| 18 | A | BYU | 1 <div>3</div> | | | | | 90 | A | Washington St. | 1 <div>3</div> | 159 | H | California | 3 0 |
| 18 | A | BYU | 0 <div>3</div> | | | | | | | | | 173 | N | Idaho | 3 0 |
| 25 | A | Arizona St. | 0 <div>3</div> | | | | | | | | | | | | |
| <hr/> | | | | | | | | | | | | | | | |
| LAST 10 GAMES | | | | | | | | | | | | | | | |
| 12 H Stanford | | | | 0 <div>3</div> | 2 H Southern California | | | | 1 <div>3</div> | | | | | | |
| 159 H California | | | | 3 0 | 90 A Washington St. | | | | 1 <div>3</div> | | | | | | |
| 124 A Utah | | | | 1 <div>3</div> | 7 A Washington | | | | 0 <div>3</div> | | | | | | |
| 69 A Colorado | | | | 2 <div>3</div> | 159 A California | | | | 3 0 | | | | | | |
| 10 H UCLA | | | | 2 <div>3</div> | 12 A Stanford | | | | 0 <div>3</div> | | | | | | |

Non-Div. I Games:

Oregon St.

| | | | | | | | | | | | | | | | | | | | | |
|--------------------|---|--------------|-----------------|-----------|-------------------|----------------|---------------|----------------------|----------------------|-------------|---------------------------|----------|----------|-----------------------|------------|-------|-----------|--|---------------|--|
| Average RPI Win: | | 213 | WON-LOST RECORD | | WINNING PCT. RANK | | LAST 10 GAMES | | STRENGTH OF SCHEDULE | | OPP. STRENGTH OF SCHEDULE | | TEAM RPI | | ADJ RPI | | CONF. RPI | | ADJ CONF. RPI | |
| Average RPI Loss: | | 87 | | | | | | | | | | | | | | | | | | |
| DIV. I ONLY | | | 12- 13 | | .48 185 | | 5- 5 | | 110 | | 118 | | 141 | | .51378 142 | | 15 | | 15 | |
| DIV. I NON-CONF. | | | 4- 6 | | .4 216 | | 0- 0 | | 166 | | 67 | | 190 | | .48352 190 | | 16 | | 16 | |
| TOTALS | | RPI 1-25 | | RPI 26-50 | | W-L RECORDS | | RPI 51-100 | | RPI 101-150 | | RPI 150+ | | | | | | | | |
| 12- 13 | | 0- 3 | | 0- 1 | | OVERALL | | 1- 3 | | 3- 5 | | 8- 1 | | | | | | | | |
| 5- 2 | | 0- 1 | | 0- 0 | | HOME | | 0- 0 | | 1- 1 | | 4- 0 | | | | | | | | |
| 3- 8 | | 0- 2 | | 0- 0 | | AWAY | | 0- 2 | | 1- 3 | | 2- 1 | | | | | | | | |
| 4- 3 | | 0- 0 | | 0- 1 | | NEUTRAL | | 1- 1 | | 1- 1 | | 2- 0 | | | | | | | | |
| 4- 6 | | 0- 1 | | 0- 1 | | NON-CONFERENCE | | 1- 2 | | 1- 2 | | 2- 0 | | | | | | | | |
| 0- 0 | | 0- 0 | | 0- 0 | | HOME | | 0- 0 | | 0- 0 | | 0- 0 | | | | | | | | |
| 0- 3 | | 0- 1 | | 0- 0 | | AWAY | | 0- 1 | | 0- 1 | | 0- 0 | | | | | | | | |
| 4- 3 | | 0- 0 | | 0- 1 | | NEUTRAL | | 1- 1 | | 1- 1 | | 2- 0 | | | | | | | | |
| 8- 7 | | 0- 2 | | 0- 0 | | CONFERENCE | | 0- 1 | | 2- 3 | | 6- 1 | | | | | | | | |
| 5- 2 | | 0- 1 | | 0- 0 | | HOME | | 0- 0 | | 1- 1 | | 4- 0 | | | | | | | | |
| 3- 5 | | 0- 1 | | 0- 0 | | AWAY | | 0- 1 | | 1- 2 | | 2- 1 | | | | | | | | |
| 0- 0 | | 0- 0 | | 0- 0 | | NEUTRAL | | 0- 0 | | 0- 0 | | 0- 0 | | | | | | | | |
| RPI | S | Opponent | | Score | | RPI | S | Opponent | | Score | | RPI | S | Opponent | | Score | | | | |
| 13 | A | Kentucky | | 0 | 3 | 49 | N | Michigan St. | | 0 | 3 | 65 | A | Oklahoma | | 0 | 3 | | | |
| 22 | A | Arkansas St. | | 1 | 3 | | | | | | | 71 | A | Appalachian St. | | 1 | 3 | | | |
| 22 | H | Arkansas St. | | 2 | 3 | | | | | | | 73 | N | Auburn | | 1 | 3 | | | |
| | | | | | | | | | | | | 100 | N | North Texas | | 3 | 0 | | | |
| | | | | | | | | | | | | | | 113 A Texas St. | | 1 | 3 | | | |
| | | | | | | | | | | | | | | 119 N IUPUI | | 1 | 3 | | | |
| | | | | | | | | | | | | | | 122 A Texas-Arlington | | 1 | 3 | | | |
| | | | | | | | | | | | | | | 122 H Texas-Arlington | | 3 | 2 | | | |
| | | | | | | | | | | | | | | 130 N Central Ark. | | 3 | 1 | | | |
| | | | | | | | | | | | | | | 138 A Memphis | | 2 | 3 | | | |
| | | | | | | | | | | | | | | 148 A South Ala. | | 3 | 0 | | | |
| | | | | | | | | | | | | | | 148 H South Ala. | | 2 | 3 | | | |
| | | | | | | | | | | | | | | 174 A Troy | | 0 | 3 | | | |
| | | | | | | | | | | | | | | 174 H Troy | | 3 | 0 | | | |
| | | | | | | | | | | | | | | 235 A Ga. Southern | | 3 | 0 | | | |
| | | | | | | | | | | | | | | 235 H Ga. Southern | | 3 | 1 | | | |
| | | | | | | | | | | | | | | 246 H La.-Monroe | | 3 | 0 | | | |
| | | | | | | | | | | | | | | 259 A Georgia St. | | 3 | 1 | | | |
| | | | | | | | | | | | | | | 290 N Tennessee Tech | | 3 | 0 | | | |
| | | | | | | | | | | | | | | 292 H La.-Lafayette | | 3 | 0 | | | |
| | | | | | | | | | | | | | | 327 N Ark.-Pine Bluff | | 3 | 0 | | | |
| LAST 10 GAMES | | | | | | | | | | | | | | | | | | | | |
| 174 A Troy | | | | | | 0 | 3 | 292 H La.-Lafayette | | | | | | 3 | 0 | | | | | |
| 148 A South Ala. | | | | | | 3 | 0 | 148 H South Ala. | | | | | | 2 | 3 | | | | | |
| 235 H Ga. Southern | | | | | | 3 | 1 | 259 A Georgia St. | | | | | | 3 | 1 | | | | | |
| 22 A Arkansas St. | | | | | | 1 | 3 | 71 A Appalachian St. | | | | | | 1 | 3 | | | | | |
| 246 H La.-Monroe | | | | | | 3 | 0 | 22 H Arkansas St. | | | | | | 2 | 3 | | | | | |

Non-Div. I Games:

Little Rock

| Average RPI Win: 221 | | WON-LOST | WINNING | LAST 10 | STRENGTH OF | | OPP. STRENGTH | TEAM | ADJ | CONF. | ADJ CONF. |
|----------------------|----------------|------------------|-----------|----------------|------------------|-------|---------------|------------------|-------------|------------------|------------------|
| Average RPI Loss: 60 | | RECORD | PCT. RANK | GAMES | SCHEDULE | | OF SCHEDULE | RPI | RPI | RPI | RPI |
| DIV. I ONLY | | 14- 12 | .53846 | 143 | 2- 8 | | 170 | 94 | 142 | .51345 | 143 |
| DIV. I NON-CONF. | | 11- 1 | .91667 | 12 | 0- 0 | | 283 | 242 | 93 | .55407 | 95 |
| TOTALS | | RPI 1-25 | RPI 26-50 | | W-L RECORDS | | RPI 51-100 | | RPI 101-150 | | RPI 150+ |
| 14- 12 | 0- 2 | 0- 4 | | OVERALL | | 1- 5 | | 1- 1 | | 12- 0 | |
| 7- 7 | 0- 2 | 0- 3 | | HOME | | 1- 2 | | 1- 0 | | 5- 0 | |
| 3- 5 | 0- 0 | 0- 1 | | AWAY | | 0- 3 | | 0- 1 | | 3- 0 | |
| 4- 0 | 0- 0 | 0- 0 | | NEUTRAL | | 0- 0 | | 0- 0 | | 4- 0 | |
| 11- 1 | 0- 0 | 0- 0 | | NON-CONFERENCE | | 1- 1 | | 1- 0 | | 9- 0 | |
| 5- 1 | 0- 0 | 0- 0 | | HOME | | 1- 1 | | 1- 0 | | 3- 0 | |
| 2- 0 | 0- 0 | 0- 0 | | AWAY | | 0- 0 | | 0- 0 | | 2- 0 | |
| 4- 0 | 0- 0 | 0- 0 | | NEUTRAL | | 0- 0 | | 0- 0 | | 4- 0 | |
| 3- 11 | 0- 2 | 0- 4 | | CONFERENCE | | 0- 4 | | 0- 1 | | 3- 0 | |
| 2- 6 | 0- 2 | 0- 3 | | HOME | | 0- 1 | | 0- 0 | | 2- 0 | |
| 1- 5 | 0- 0 | 0- 1 | | AWAY | | 0- 3 | | 0- 1 | | 1- 0 | |
| 0- 0 | 0- 0 | 0- 0 | | NEUTRAL | | 0- 0 | | 0- 0 | | 0- 0 | |
| RPI S | Opponent | Score | RPI S | Opponent | Score | RPI S | Opponent | Score | RPI S | Opponent | Score |
| 19 H | Louisville | 0 3 | 27 H | North Carolina | 0 3 | 62 A | Syracuse | 1 3 | 133 A | Boston College | 1 3 |
| 21 H | Florida St. | 1 3 | 30 H | Miami (FL) | 2 3 | 75 H | Ole Miss | 2 3 | 137 H | Jacksonville | 3 1 |
| | | | 43 A | Pittsburgh | 1 3 | 81 A | Georgia Tech | 0 3 | 169 H | Wake Forest | 3 1 |
| | | | 47 H | Virginia | 0 3 | 87 H | Duke | 2 3 | 170 H | Delaware | 3 0 |
| | | | | | | 91 A | Virginia Tech | 1 3 | 172 A | South Carolina | 3 0 |
| | | | | | | 98 H | Tennessee | 3 0 | 202 H | Notre Dame | 3 2 |
| | | | | | | | | | 209 A | Clemson | 3 0 |
| | | | | | | | | | 220 H | Campbell | 3 0 |
| | | | | | | | | | 235 A | Tulane | 3 1 |
| | | | | | | | | | 260 N | Southeastern La. | 3 0 |
| | | | | | | | | | 282 N | Incarnate Word | 3 2 |
| | | | | | | | | | 288 N | Nicholls St. | 3 1 |
| | | | | | | | | | 318 H | Hampton | 3 0 |
| | | | | | | | | | 328 N | N.C. Central | 3 0 |
| LAST 10 GAMES | | | | | | | | | | | |
| 62 A | Syracuse | 1 3 | 209 A | Clemson | 3 0 | | | | | | |
| 133 A | Boston College | 1 3 | 21 H | Florida St. | 1 3 | | | | | | |
| 19 H | Louisville | 0 3 | 30 H | Miami (FL) | 2 3 | | | | | | |
| 202 H | Notre Dame | 3 2 | 47 H | Virginia | 0 3 | | | | | | |
| 81 A | Georgia Tech | 0 3 | 27 H | North Carolina | 0 3 | | | | | | |

Non-Div. I Games:

North Carolina St.

| Average RPI Win: 173 | | WON-LOST | WINNING | LAST 10 | STRENGTH OF | | OPP. STRENGTH | TEAM | ADJ | CONF. | ADJ CONF. |
|----------------------|----------|----------|-----------|----------------|------------------|-------|---------------|-------|-------------|--------|-----------|
| Average RPI Loss: 77 | | RECORD | PCT. RANK | GAMES | SCHEDULE | | OF SCHEDULE | RPI | RPI | RPI | RPI |
| DIV. I ONLY | | 9- 18 | .33333 | 248 | 5- 5 | | 41 | 79 | 143 | .51338 | 144 |
| DIV. I NON-CONF. | | 3- 10 | .23077 | 278 | 0- 1 | | 37 | 33 | 167 | .5016 | 167 |
| TOTALS | | RPI 1-25 | RPI 26-50 | | W-L RECORDS | | RPI 51-100 | | RPI 101-150 | | RPI 150+ |
| 9- 18 | 0- 1 | 0- 9 | | OVERALL | | 0- 3 | | 3- 2 | | 6- 3 | |
| 4- 7 | 0- 0 | 0- 4 | | HOME | | 0- 1 | | 1- 1 | | 3- 1 | |
| 3- 9 | 0- 0 | 0- 5 | | AWAY | | 0- 1 | | 1- 1 | | 2- 2 | |
| 2- 2 | 0- 1 | 0- 0 | | NEUTRAL | | 0- 1 | | 1- 0 | | 1- 0 | |
| 3- 10 | 0- 1 | 0- 4 | | NON-CONFERENCE | | 0- 3 | | 1- 2 | | 2- 0 | |
| 0- 3 | 0- 0 | 0- 1 | | HOME | | 0- 1 | | 0- 1 | | 0- 0 | |
| 1- 5 | 0- 0 | 0- 3 | | AWAY | | 0- 1 | | 0- 1 | | 1- 0 | |
| 2- 2 | 0- 1 | 0- 0 | | NEUTRAL | | 0- 1 | | 1- 0 | | 1- 0 | |
| 6- 8 | 0- 0 | 0- 5 | | CONFERENCE | | 0- 0 | | 2- 0 | | 4- 3 | |
| 4- 4 | 0- 0 | 0- 3 | | HOME | | 0- 0 | | 1- 0 | | 3- 1 | |
| 2- 4 | 0- 0 | 0- 2 | | AWAY | | 0- 0 | | 1- 0 | | 1- 2 | |
| 0- 0 | 0- 0 | 0- 0 | | NEUTRAL | | 0- 0 | | 0- 0 | | 0- 0 | |
| RPI S | Opponent | Score | | RPI S | Opponent | Score | | RPI S | Opponent | Score | |
| 4 N | Florida | 0 3 | | 26 A | Loyola Marymount | 0 3 | | 60 H | Pacific | 0 3 | |
| | | | | 28 A | San Diego | 0 3 | | 95 A | Cal Poly | 0 3 | |
| | | | | 31 A | Colorado St. | 0 3 | | 97 N | Denver | 1 3 | |
| | | | | 31 H | Colorado St. | 0 3 | | | | | |
| | | | | 32 A | Hawaii | 0 3 | | | | | |
| | | | | 42 H | TCU | 0 3 | | | | | |
| | | | | 45 H | Boise St. | 2 3 | | | | | |
| | | | | 48 A | Wyoming | 0 3 | | | | | |
| | | | | 48 H | Wyoming | 0 3 | | | | | |
| | | | | LAST 10 GAMES | | | | | | | |
| | | | | 175 H | UNLV | 3 0 | | 189 H | Air Force | 2 3 | |
| | | | | 205 H | Fresno St. | 3 0 | | 28 A | San Diego | 0 3 | |
| | | | | 48 A | Wyoming | 0 3 | | 45 H | Boise St. | 2 3 | |
| | | | | 31 A | Colorado St. | 0 3 | | 252 H | Utah St. | 3 0 | |
| | | | | 102 H | New Mexico | 3 2 | | 205 A | Fresno St. | 3 2 | |

Non-Div. I Games:

San Diego St.

| Average RPI Win: | 217 | WON-LOST | WINNING | LAST 10 | STRENGTH OF | OPP. STRENGTH | TEAM | ADJ | CONF. | ADJ CONF. | |
|-------------------|----------|-----------|---------------|----------------|-------------|---------------|---------------|-------------|-------|-------------------|-------|
| Average RPI Loss: | 148 | RECORD | PCT. RANK | GAMES | SCHEDULE | OF SCHEDULE | RPI | RPI | RPI | RPI | |
| DIV. I ONLY | 13- 11 | .54167 | 139 | 5- 3 | 142 | 233 | 145 | .51251 | 146 | 19 | 19 |
| DIV. I NON-CONF. | 5- 5 | .5 | 163 | 0- 0 | 207 | 226 | 192 | .48236 | 192 | 22 | 22 |
| <hr/> | | | | | | | | | | | |
| TOTALS | RPI 1-25 | RPI 26-50 | | W-L RECORDS | | RPI 51-100 | | RPI 101-150 | | RPI 150+ | |
| 13- 11 | 0- 0 | 0- 0 | | OVERALL | | 1- 2 | | 2- 5 | | 10- 4 | |
| 8- 1 | 0- 0 | 0- 0 | | HOME | | 1- 0 | | 2- 1 | | 5- 0 | |
| 2- 7 | 0- 0 | 0- 0 | | AWAY | | 0- 2 | | 0- 3 | | 2- 2 | |
| 3- 3 | 0- 0 | 0- 0 | | NEUTRAL | | 0- 0 | | 0- 1 | | 3- 2 | |
| <hr/> | | | | | | | | | | | |
| 5- 5 | 0- 0 | 0- 0 | | NON-CONFERENCE | | 0- 1 | | 0- 2 | | 5- 2 | |
| 0- 0 | 0- 0 | 0- 0 | | HOME | | 0- 0 | | 0- 0 | | 0- 0 | |
| 2- 2 | 0- 0 | 0- 0 | | AWAY | | 0- 1 | | 0- 1 | | 2- 0 | |
| 3- 3 | 0- 0 | 0- 0 | | NEUTRAL | | 0- 0 | | 0- 1 | | 3- 2 | |
| <hr/> | | | | | | | | | | | |
| 8- 6 | 0- 0 | 0- 0 | | CONFERENCE | | 1- 1 | | 2- 3 | | 5- 2 | |
| 8- 1 | 0- 0 | 0- 0 | | HOME | | 1- 0 | | 2- 1 | | 5- 0 | |
| 0- 5 | 0- 0 | 0- 0 | | AWAY | | 0- 1 | | 0- 2 | | 0- 2 | |
| 0- 0 | 0- 0 | 0- 0 | | NEUTRAL | | 0- 0 | | 0- 0 | | 0- 0 | |
| <hr/> | | | | | | | | | | | |
| RPI S | Opponent | Score | RPI S | Opponent | Score | RPI S | Opponent | Score | RPI S | Opponent | Score |
| | | | | | | 73 A | Auburn | 1 3 | 115 A | Furman | 0 3 |
| | | | | | | 84 A | Chattanooga | 0 3 | 115 H | Furman | 3 0 |
| | | | | | | 84 H | Chattanooga | 3 1 | 121 A | UNCG | 0 3 |
| | | | | | | | | | 121 H | UNCG | 3 0 |
| | | | | | | | | | 128 H | ETSU | 0 3 |
| | | | | | | | | | 137 N | Jacksonville | 1 3 |
| | | | | | | | | | 148 A | South Ala. | 0 3 |
| | | | | | | | | | 154 N | Stephen F. Austin | 3 0 |
| | | | | | | | | | 168 N | Marshall | 0 3 |
| | | | | | | | | | 190 N | Houston Baptist | 2 3 |
| | | | | | | | | | 212 A | Wofford | 0 3 |
| | | | | | | | | | 212 H | Wofford | 3 1 |
| | | | | | | | | | 214 N | McNeese St. | 3 2 |
| | | | | | | | | | 222 H | Western Caro. | 3 0 |
| | | | | | | | | | 251 A | Mercer | 1 3 |
| | | | | | | | | | 251 H | Mercer | 3 1 |
| | | | | | | | | | 270 A | Tennessee St. | 3 2 |
| | | | | | | | | | 281 A | Morehead St. | 3 0 |
| | | | | | | | | | 299 H | Citadel | 3 0 |
| | | | | | | | | | 299 H | Citadel | 3 0 |
| | | | | | | | | | 304 N | Akron | 3 0 |
| | | | LAST 10 GAMES | | | | | | | | |
| | | | 299 H | Citadel | 3 0 | 121 A | UNCG | 0 3 | | | |
| | | | 299 H | Citadel | 3 0 | 115 A | Furman | 0 3 | | | |
| | | | 115 H | Furman | 3 0 | 84 A | Chattanooga | 0 3 | | | |
| | | | 84 H | Chattanooga | 3 1 | 251 A | Mercer | 1 3 | | | |
| | | | 212 H | Wofford | 3 1 | 222 H | Western Caro. | 3 0 | | | |

Non-Div. I Games:

Samford

| Average RPI Win: 205 | | WON-LOST | WINNING | LAST 10 | STRENGTH OF | | OPP. STRENGTH | TEAM | ADJ | CONF. | ADJ CONF. | | |
|-----------------------|------|----------|-----------|----------------|-------------|----------|---------------|------|-------------|----------|-----------|----|----|
| Average RPI Loss: 139 | | RECORD | PCT. RANK | GAMES | SCHEDULE | | OF SCHEDULE | RPI | RPI | RPI | RPI | | |
| DIV. I ONLY | | 13- 9 | .59091 | 118 | 8- 2 | | 208 | 175 | 146 | .51222 | 147 | 22 | 22 |
| DIV. I NON-CONF. | | 4- 6 | .4 | 216 | 0- 0 | | 172 | 93 | 194 | .47976 | 194 | 23 | 23 |
| TOTALS | | RPI 1-25 | RPI 26-50 | | W-L RECORDS | | RPI 51-100 | | RPI 101-150 | | RPI 150+ | | |
| 13- 9 | 0- 0 | 0- 0 | | OVERALL | | 0- 2 | | 2- 3 | | 11- 4 | | | |
| 10- 4 | 0- 0 | 0- 0 | | HOME | | 0- 2 | | 2- 1 | | 8- 1 | | | |
| 3- 2 | 0- 0 | 0- 0 | | AWAY | | 0- 0 | | 0- 1 | | 3- 1 | | | |
| 0- 3 | 0- 0 | 0- 0 | | NEUTRAL | | 0- 0 | | 0- 1 | | 0- 2 | | | |
| 4- 6 | 0- 0 | 0- 0 | | NON-CONFERENCE | | 0- 2 | | 1- 2 | | 3- 2 | | | |
| 4- 3 | 0- 0 | 0- 0 | | HOME | | 0- 2 | | 1- 1 | | 3- 0 | | | |
| 0- 0 | 0- 0 | 0- 0 | | AWAY | | 0- 0 | | 0- 0 | | 0- 0 | | | |
| 0- 3 | 0- 0 | 0- 0 | | NEUTRAL | | 0- 0 | | 0- 1 | | 0- 2 | | | |
| 9- 3 | 0- 0 | 0- 0 | | CONFERENCE | | 0- 0 | | 1- 1 | | 8- 2 | | | |
| 6- 1 | 0- 0 | 0- 0 | | HOME | | 0- 0 | | 1- 0 | | 5- 1 | | | |
| 3- 2 | 0- 0 | 0- 0 | | AWAY | | 0- 0 | | 0- 1 | | 3- 1 | | | |
| 0- 0 | 0- 0 | 0- 0 | | NEUTRAL | | 0- 0 | | 0- 0 | | 0- 0 | | | |
| RPI | S | Opponent | Score | RPI | S | Opponent | Score | RPI | S | Opponent | Score | | |
| | | | | | | | | | | | | | |
| | | | | | | | | | | | | | |
| | | | | | | | | | | | | | |
| | | | | | | | | | | | | | |
| | | | | | | | | | | | | | |
| | | | | | | | | | | | | | |
| | | | | | | | | | | | | | |
| | | | | | | | | | | | | | |
| | | | | | | | | | | | | | |
| | | | | | | | | | | | | | |
| | | | | | | | | | | | | | |
| | | | | | | | | | | | | | |
| | | | | | | | | | | | | | |
| | | | | | | | | | | | | | |
| | | | | | | | | | | | | | |
| | | | | | | | | | | | | | |
| | | | | | | | | | | | | | |
| | | | | | | | | | | | | | |
| | | | | | | | | | | | | | |
| | | | | | | | | | | | | | |
| | | | | | | | | | | | | | |
| | | | | | | | | | | | | | |
| | | | | | | | | | | | | | |
| | | | | | | | | | | | | | |
| | | | | | | | | | | | | | |
| | | | | | | | | | | | | | |
| | | | | | | | | | | | | | |
| | | | | | | | | | | | | | |
| | | | | | | | | | | | | | |
| | | | | | | | | | | | | | |
| | | | | | | | | | | | | | |
| | | | | | | | | | | | | | |
| | | | | | | | | | | | | | |
| | | | | | | | | | | | | | |
| | | | | | | | | | | | | | |
| | | | | | | | | | | | | | |
| | | | | | | | | | | | | | |
| | | | | | | | | | | | | | |
| | | | | | | | | | | | | | |
| | | | | | | | | | | | | | |
| | | | | | | | | | | | | | |
| | | | | | | | | | | | | | |
| | | | | | | | | | | | | | |
| | | | | | | | | | | | | | |
| | | | | | | | | | | | | | |
| | | | | | | | | | | | | | |
| | | | | | | | | | | | | | |
| | | | | | | | | | | | | | |
| | | | | | | | | | | | | | |
| | | | | | | | | | | | | | |
| | | | | | | | | | | | | | |
| | | | | | | | | | | | | | |
| | | | | | | | | | | | | | |
| | | | | | | | | | | | | | |
| | | | | | | | | | | | | | |
| | | | | | | | | | | | | | |
| | | | | | | | | | | | | | |
| | | | | | | | | | | | | | |
| | | | | | | | | | | | | | |
| | | | | | | | | | | | | | |
| | | | | | | | | | | | | | |
| | | | | | | | | | | | | | |
| | | | | | | | | | | | | | |
| | | | | | | | | | | | | | |
| | | | | | | | | | | | | | |
| | | | | | | | | | | | | | |
| | | | | | | | | | | | | | |
| | | | | | | | | | | | | | |
| | | | | | | | | | | | | | |
| | | | | | | | | | | | | | |
| | | | | | | | | | | | | | |
| | | | | | | | | | | | | | |
| | | | | | | | | | | | | | |
| | | | | | | | | | | | | | |
| | | | | | | | | | | | | | |
| | | | | | | | | | | | | | |
| | | | | | | | | | | | | | |
| | | | | | | | | | | | | | |
| | | | | | | | | | | | | | |

Non-Div. I Games:

Harvard

| Average RPI Win: | 209 | WON-LOST RECORD | WINNING PCT. RANK | LAST 10 GAMES | STRENGTH OF SCHEDULE | OPP. STRENGTH OF SCHEDULE | TEAM RPI | ADJ RPI | CONF. RPI | ADJ CONF. RPI | |
|------------------|--------------|-----------------|-------------------|-----------------|----------------------|---------------------------|-----------------|---------------|-----------|-----------------|-------|
| DIV. I ONLY | | 13- 12 | .52 162 | 5- 5 | 139 | 186 | 147 | .51195 | 148 | 15 | 15 |
| DIV. I NON-CONF. | | 6- 5 | .54545 146 | 0- 0 | 168 | 222 | 163 | .50506 | 162 | 16 | 16 |
| <hr/> | | | | | | | | | | | |
| TOTALS | RPI 1-25 | RPI 26-50 | | W-L RECORDS | RPI 51-100 | | RPI 101-150 | | RPI 150+ | | |
| 13- 12 | 0- 2 | 0- 0 | | OVERALL | 0- 2 | | 3- 4 | | 10- 4 | | |
| 9- 3 | 0- 1 | 0- 0 | | HOME | 0- 1 | | 2- 1 | | 7- 0 | | |
| 3- 6 | 0- 1 | 0- 0 | | AWAY | 0- 1 | | 1- 2 | | 2- 2 | | |
| 1- 3 | 0- 0 | 0- 0 | | NEUTRAL | 0- 0 | | 0- 1 | | 1- 2 | | |
| <hr/> | | | | | | | | | | | |
| 6- 5 | 0- 0 | 0- 0 | | NON-CONFERENCE | 0- 0 | | 1- 3 | | 5- 2 | | |
| 4- 0 | 0- 0 | 0- 0 | | HOME | 0- 0 | | 1- 0 | | 3- 0 | | |
| 1- 2 | 0- 0 | 0- 0 | | AWAY | 0- 0 | | 0- 2 | | 1- 0 | | |
| 1- 3 | 0- 0 | 0- 0 | | NEUTRAL | 0- 0 | | 0- 1 | | 1- 2 | | |
| <hr/> | | | | | | | | | | | |
| 7- 7 | 0- 2 | 0- 0 | | CONFERENCE | 0- 2 | | 2- 1 | | 5- 2 | | |
| 5- 3 | 0- 1 | 0- 0 | | HOME | 0- 1 | | 1- 1 | | 4- 0 | | |
| 2- 4 | 0- 1 | 0- 0 | | AWAY | 0- 1 | | 1- 0 | | 1- 2 | | |
| 0- 0 | 0- 0 | 0- 0 | | NEUTRAL | 0- 0 | | 0- 0 | | 0- 0 | | |
| <hr/> | | | | | | | | | | | |
| RPI S | Opponent | Score | RPI S | Opponent | Score | RPI S | Opponent | Score | RPI S | Opponent | Score |
| 22 A | Arkansas St. | 0 3 | | | | 71 A | Appalachian St. | 1 3 | 113 H | Texas St. | 3 2 |
| 22 H | Arkansas St. | 0 3 | | | | 71 H | Appalachian St. | 1 3 | 118 A | Southern Miss. | 2 3 |
| | | | | | | | | | 133 A | Boston College | 1 3 |
| | | | | | | | | | 138 N | Memphis | 0 3 |
| | | | | | | | | | 142 A | Little Rock | 3 2 |
| | | | | | | | | | 142 H | Little Rock | 0 3 |
| | | | | | | | | | 146 H | Samford | 3 0 |
| | | | | | | | | | 174 A | Troy | 2 3 |
| | | | | | | | | | 174 H | Troy | 3 1 |
| | | | | | | | | | 180 A | Belmont | 3 1 |
| | | | | | | | | | 190 H | Houston Baptist | 3 2 |
| | | | | | | | | | 204 N | UTEP | 2 3 |
| | | | | | | | | | 214 H | McNeese St. | 3 0 |
| | | | | | | | | | 224 N | Sacred Heart | 3 2 |
| | | | | | | | | | 235 A | Ga. Southern | 3 1 |
| | | | | | | | | | 240 N | Providence | 1 3 |
| | | | | | | | | | 246 H | La.-Monroe | 3 0 |
| | | | | | | | | | 259 A | Georgia St. | 0 3 |
| | | | | | | | | | 259 H | Georgia St. | 3 2 |
| | | | | | | | | | 292 H | La.-Lafayette | 3 1 |
| | | | | | | | | | 302 H | Alabama St. | 3 1 |
| <hr/> | | | | | | | | | | | |
| | | | LAST 10 GAMES | | | | | | | | |
| | | | 142 H | Little Rock | 0 3 | | 142 A | Little Rock | 3 2 | | |
| | | | 71 A | Appalachian St. | 1 3 | | 22 A | Arkansas St. | 0 3 | | |
| | | | 259 A | Georgia St. | 0 3 | | 246 H | La.-Monroe | 3 0 | | |
| | | | 174 H | Troy | 3 1 | | 292 H | La.-Lafayette | 3 1 | | |
| | | | 113 H | Texas St. | 3 2 | | 174 A | Troy | 2 3 | | |

Non-Div. I Games:

South Ala.

| | | | | | | | | | | | |
|-------------------|----------|-----------|---------------|-----------------|-------------|---------------|-----------------|-------------|-------|-----------------|-------|
| Average RPI Win: | 213 | WON-LOST | WINNING | LAST 10 | STRENGTH OF | OPP. STRENGTH | TEAM | ADJ | CONF. | ADJ CONF. | |
| Average RPI Loss: | 114 | RECORD | PCT. RANK | GAMES | SCHEDULE | OF SCHEDULE | RPI | RPI | RPI | RPI | |
| DIV. I ONLY | 16- 9 | .64 | 95 | 6- 4 | 265 | 135 | 148 | .51161 | 149 | 23 | 23 |
| DIV. I NON-CONF. | 8- 5 | .61538 | 125 | 0- 0 | 149 | 95 | 118 | .53724 | 118 | 21 | 21 |
| <hr/> | | | | | | | | | | | |
| TOTALS | RPI 1-25 | RPI 26-50 | | W-L RECORDS | | RPI 51-100 | | RPI 101-150 | | RPI 150+ | |
| 16- 9 | 0- 0 | 0- 1 | | OVERALL | | 0- 3 | | 1- 3 | | 15- 2 | |
| 4- 1 | 0- 0 | 0- 0 | | HOME | | 0- 0 | | 0- 1 | | 4- 0 | |
| 7- 5 | 0- 0 | 0- 1 | | AWAY | | 0- 1 | | 0- 1 | | 7- 2 | |
| 5- 3 | 0- 0 | 0- 0 | | NEUTRAL | | 0- 2 | | 1- 1 | | 4- 0 | |
| <hr/> | | | | | | | | | | | |
| 8- 5 | 0- 0 | 0- 1 | | NON-CONFERENCE | | 0- 2 | | 1- 1 | | 7- 1 | |
| 0- 0 | 0- 0 | 0- 0 | | HOME | | 0- 0 | | 0- 0 | | 0- 0 | |
| 3- 2 | 0- 0 | 0- 1 | | AWAY | | 0- 0 | | 0- 0 | | 3- 1 | |
| 5- 3 | 0- 0 | 0- 0 | | NEUTRAL | | 0- 2 | | 1- 1 | | 4- 0 | |
| <hr/> | | | | | | | | | | | |
| 8- 4 | 0- 0 | 0- 0 | | CONFERENCE | | 0- 1 | | 0- 2 | | 8- 1 | |
| 4- 1 | 0- 0 | 0- 0 | | HOME | | 0- 0 | | 0- 1 | | 4- 0 | |
| 4- 3 | 0- 0 | 0- 0 | | AWAY | | 0- 1 | | 0- 1 | | 4- 1 | |
| 0- 0 | 0- 0 | 0- 0 | | NEUTRAL | | 0- 0 | | 0- 0 | | 0- 0 | |
| <hr/> | | | | | | | | | | | |
| RPI S | Opponent | Score | RPI S | Opponent | Score | RPI S | Opponent | Score | RPI S | Opponent | Score |
| | | | 30 A | Miami (FL) | 0 3 | 51 N | Kansas St. | 0 3 | 111 N | UCF | 3 1 |
| | | | | | | 82 A | New Mexico St. | 2 3 | 127 N | UC Irvine | 0 3 |
| | | | | | | 90 N | Washington St. | 0 3 | 139 A | CSU Bakersfield | 1 3 |
| | | | | | | | | | 139 H | CSU Bakersfield | 1 3 |
| | | | | | | | | | 158 A | FIU | 3 1 |
| | | | | | | | | | 159 A | California | 3 0 |
| | | | | | | | | | 167 N | Nevada | 3 0 |
| | | | | | | | | | 171 A | UMKC | 3 2 |
| | | | | | | | | | 171 H | UMKC | 3 1 |
| | | | | | | | | | 173 A | Idaho | 0 3 |
| | | | | | | | | | 178 N | VCU | 3 0 |
| | | | | | | | | | 179 N | Eastern Wash. | 3 0 |
| | | | | | | | | | 198 A | Utah Valley | 0 3 |
| | | | | | | | | | 198 H | Utah Valley | 3 0 |
| | | | | | | | | | 219 A | Middle Tenn. | 3 1 |
| | | | | | | | | | 262 A | UTRGV | 3 1 |
| | | | | | | | | | 268 N | Bethune-Cookman | 3 0 |
| | | | | | | | | | 279 A | Grand Canyon | 3 0 |
| | | | | | | | | | 279 H | Grand Canyon | 3 0 |
| | | | | | | | | | 306 A | Chicago St. | 3 1 |
| | | | | | | | | | 306 H | Chicago St. | 3 2 |
| <hr/> | | | | | | | | | | | |
| | | | LAST 10 GAMES | | | | | | | | |
| | | | 198 H | Utah Valley | 3 0 | 82 A | New Mexico St. | 2 3 | | | |
| | | | 279 A | Grand Canyon | 3 0 | 262 A | UTRGV | 3 1 | | | |
| | | | 139 A | CSU Bakersfield | 1 3 | 198 A | Utah Valley | 0 3 | | | |
| | | | 171 H | UMKC | 3 1 | 139 H | CSU Bakersfield | 1 3 | | | |
| | | | 306 H | Chicago St. | 3 2 | 279 H | Grand Canyon | 3 0 | | | |

Non-Div. I Games:

Seattle

| | | | | | | | | | | | | | | | | | |
|-------------------|---|-------------|-----------------|-----------|-------------------|----------------|------|----------------------|-----|---------------------------|----------|----------|-----------|----------------|--|-------|---|
| Average RPI Win: | | 224 | WON-LOST RECORD | | WINNING PCT. RANK | LAST 10 GAMES | | STRENGTH OF SCHEDULE | | OPP. STRENGTH OF SCHEDULE | TEAM RPI | ADJ RPI | CONF. RPI | ADJ CONF. RPI | | | |
| Average RPI Loss: | | 81 | 12- 15 | | .44444 | 200 | 6- 4 | 101 | 117 | 151 | .51037 | 151 | 18 | 18 | | | |
| DIV. I ONLY | | | 4- 9 | | .30769 | 259 | 0- 0 | 35 | 53 | 141 | .51982 | 141 | 14 | 14 | | | |
| DIV. I NON-CONF. | | | | | | | | | | | | | | | | | |
| TOTALS | | RPI 1-25 | | RPI 26-50 | | W-L RECORDS | | RPI 51-100 | | RPI 101-150 | | RPI 150+ | | | | | |
| 12- 15 | | 0- 2 | | 0- 4 | | OVERALL | | 0- 5 | | 2- 1 | | 10- 3 | | | | | |
| 8- 3 | | 0- 1 | | 0- 0 | | HOME | | 0- 2 | | 1- 0 | | 7- 0 | | | | | |
| 3- 9 | | 0- 0 | | 0- 3 | | AWAY | | 0- 2 | | 1- 1 | | 2- 3 | | | | | |
| 1- 3 | | 0- 1 | | 0- 1 | | NEUTRAL | | 0- 1 | | 0- 0 | | 1- 0 | | | | | |
| 4- 9 | | 0- 2 | | 0- 3 | | NON-CONFERENCE | | 0- 3 | | 0- 1 | | 4- 0 | | | | | |
| 3- 2 | | 0- 1 | | 0- 0 | | HOME | | 0- 1 | | 0- 0 | | 3- 0 | | | | | |
| 0- 4 | | 0- 0 | | 0- 2 | | AWAY | | 0- 1 | | 0- 1 | | 0- 0 | | | | | |
| 1- 3 | | 0- 1 | | 0- 1 | | NEUTRAL | | 0- 1 | | 0- 0 | | 1- 0 | | | | | |
| 8- 6 | | 0- 0 | | 0- 1 | | CONFERENCE | | 0- 2 | | 2- 0 | | 6- 3 | | | | | |
| 5- 1 | | 0- 0 | | 0- 0 | | HOME | | 0- 1 | | 1- 0 | | 4- 0 | | | | | |
| 3- 5 | | 0- 0 | | 0- 1 | | AWAY | | 0- 1 | | 1- 0 | | 2- 3 | | | | | |
| 0- 0 | | 0- 0 | | 0- 0 | | NEUTRAL | | 0- 0 | | 0- 0 | | 0- 0 | | | | | |
| RPI | S | Opponent | | Score | | RPI | S | Opponent | | Score | | RPI | S | Opponent | | Score | |
| 6 | N | Kansas | | 1 | 3 | 29 | N | Marquette | | 1 | 3 | 52 | N | Southern Ill. | | 1 | 3 |
| 25 | H | Arizona St. | | 0 | 3 | 31 | A | Colorado St. | | 0 | 3 | 54 | H | Idaho St. | | 2 | 3 |
| | | | | | | 48 | A | Wyoming | | 1 | 3 | 78 | A | Sacramento St. | | 1 | 3 |
| | | | | | | 50 | A | Northern Ariz. | | 2 | 3 | 94 | H | Indiana | | 0 | 3 |
| | | | | | | | | | | | | 97 | A | Denver | | 0 | 3 |
| | | | | | | | | | | | | | | | | | |
| | | | | | | | | | | | | | | | | | |
| | | | | | | | | | | | | | | | | | |
| | | | | | | | | | | | | | | | | | |
| | | | | | | | | | | | | | | | | | |
| | | | | | | | | | | | | | | | | | |
| | | | | | | | | | | | | | | | | | |
| | | | | | | | | | | | | | | | | | |
| | | | | | | | | | | | | | | | | | |
| | | | | | | | | | | | | | | | | | |
| | | | | | | | | | | | | | | | | | |
| | | | | | | | | | | | | | | | | | |
| | | | | | | | | | | | | | | | | | |
| | | | | | | | | | | | | | | | | | |
| | | | | | | | | | | | | | | | | | |
| | | | | | | | | | | | | | | | | | |
| | | | | | | | | | | | | | | | | | |
| | | | | | | | | | | | | | | | | | |
| | | | | | | | | | | | | | | | | | |
| | | | | | | | | | | | | | | | | | |
| | | | | | | | | | | | | | | | | | |
| | | | | | | | | | | | | | | | | | |
| | | | | | | | | | | | | | | | | | |
| | | | | | | | | | | | | | | | | | |
| | | | | | | | | | | | | | | | | | |
| | | | | | | | | | | | | | | | | | |
| | | | | | | | | | | | | | | | | | |
| | | | | | | | | | | | | | | | | | |
| | | | | | | | | | | | | | | | | | |
| | | | | | | | | | | | | | | | | | |
| | | | | | | | | | | | | | | | | | |
| | | | | | | | | | | | | | | | | | |
| | | | | | | | | | | | | | | | | | |
| | | | | | | | | | | | | | | | | | |
| | | | | | | | | | | | | | | | | | |
| | | | | | | | | | | | | | | | | | |
| | | | | | | | | | | | | | | | | | |
| | | | | | | | | | | | | | | | | | |
| | | | | | | | | | | | | | | | | | |
| | | | | | | | | | | | | | | | | | |
| | | | | | | | | | | | | | | | | | |
| | | | | | | | | | | | | | | | | | |
| | | | | | | | | | | | | | | | | | |
| | | | | | | | | | | | | | | | | | |
| | | | | | | | | | | | | | | | | </ | |

Non-Div. I Games:

Northern Colo.

| | | | | | | | | | | | |
|-------------------|----------|-----------|---------------|-------------------|-------------|---------------|-------------------|------------|----------|-------------------|-------|
| Average RPI Win: | 196 | WON-LOST | WINNING | LAST 10 | STRENGTH OF | OPP. STRENGTH | TEAM | ADJ | CONF. | ADJ CONF. | |
| Average RPI Loss: | 93 | RECORD | PCT. RANK | GAMES | SCHEDULE | OF SCHEDULE | RPI | RPI | RPI | RPI | |
| DIV. I ONLY | | 13- 14 | .48148 180 | 7- 3 | 134 | 96 | 152 | .51009 152 | 13 | 13 | |
| DIV. I NON-CONF. | | 5- 9 | .35714 240 | 0- 0 | 33 | 107 | 130 | .5277 132 | 9 | 9 | |
| <hr/> | | | | | | | | | | | |
| TOTALS | RPI 1-25 | RPI 26-50 | | W-L RECORDS | RPI 51-100 | | RPI 101-150 | | RPI 150+ | | |
| 13- 14 | 0- 1 | 0- 3 | | OVERALL | 1- 5 | | 2- 2 | | 10- 3 | | |
| 5- 2 | 0- 0 | 0- 0 | | HOME | 0- 2 | | 1- 0 | | 4- 0 | | |
| 4- 8 | 0- 1 | 0- 2 | | AWAY | 1- 1 | | 0- 1 | | 3- 3 | | |
| 4- 4 | 0- 0 | 0- 1 | | NEUTRAL | 0- 2 | | 1- 1 | | 3- 0 | | |
| <hr/> | | | | | | | | | | | |
| 5- 9 | 0- 1 | 0- 2 | | NON-CONFERENCE | 0- 3 | | 1- 2 | | 4- 1 | | |
| 0- 1 | 0- 0 | 0- 0 | | HOME | 0- 1 | | 0- 0 | | 0- 0 | | |
| 1- 4 | 0- 1 | 0- 1 | | AWAY | 0- 0 | | 0- 1 | | 1- 1 | | |
| 4- 4 | 0- 0 | 0- 1 | | NEUTRAL | 0- 2 | | 1- 1 | | 3- 0 | | |
| <hr/> | | | | | | | | | | | |
| 8- 5 | 0- 0 | 0- 1 | | CONFERENCE | 1- 2 | | 1- 0 | | 6- 2 | | |
| 5- 1 | 0- 0 | 0- 0 | | HOME | 0- 1 | | 1- 0 | | 4- 0 | | |
| 3- 4 | 0- 0 | 0- 1 | | AWAY | 1- 1 | | 0- 0 | | 2- 2 | | |
| 0- 0 | 0- 0 | 0- 0 | | NEUTRAL | 0- 0 | | 0- 0 | | 0- 0 | | |
| <hr/> | | | | | | | | | | | |
| RPI S | Opponent | Score | RPI S | Opponent | Score | RPI S | Opponent | Score | RPI S | Opponent | Score |
| 8 A | Nebraska | 0 3 | 31 A | Colorado St. | 0 3 | 53 A | Long Beach St. | 0 3 | 109 N | Portland | 1 3 |
| | | | 32 A | Hawaii | 0 3 | 53 H | Long Beach St. | 1 3 | 112 A | George Washington | 2 3 |
| | | | 37 N | Baylor | 2 3 | 55 N | UNI | 1 3 | 127 H | UC Irvine | 3 1 |
| | | | | | | 78 H | Sacramento St. | 0 3 | 136 N | Princeton | 3 0 |
| | | | | | | 81 N | Georgia Tech | 2 3 | 157 N | South Fla. | 3 0 |
| | | | | | | 95 A | Cal Poly | 3 2 | 183 N | Southern Utah | 3 0 |
| | | | | | | | | | 184 A | Omaha | 3 2 |
| | | | | | | | | | 201 A | UC Santa Barbara | 3 0 |
| | | | | | | | | | 201 H | UC Santa Barbara | 3 0 |
| | | | | | | | | | 205 A | Fresno St. | 0 3 |
| | | | | | | | | | 221 A | CSUN | 1 3 |
| | | | | | | | | | 221 H | CSUN | 3 2 |
| | | | | | | | | | 223 N | Radford | 3 0 |
| | | | | | | | | | 231 A | UC Riverside | 2 3 |
| | | | | | | | | | 231 H | UC Riverside | 3 1 |
| | | | | | | | | | 296 A | Cal St. Fullerton | 3 0 |
| | | | | | | | | | 296 H | Cal St. Fullerton | 3 0 |
| <hr/> | | | | | | | | | | | |
| | | | LAST 10 GAMES | | | | | | | | |
| | | | 95 A | Cal Poly | 3 2 | 231 A | UC Riverside | 2 3 | | | |
| | | | 201 A | UC Santa Barbara | 3 0 | 32 A | Hawaii | 0 3 | | | |
| | | | 53 H | Long Beach St. | 1 3 | 296 H | Cal St. Fullerton | 3 0 | | | |
| | | | 221 H | CSUN | 3 2 | 201 H | UC Santa Barbara | 3 0 | | | |
| | | | 296 A | Cal St. Fullerton | 3 0 | 127 H | UC Irvine | 3 1 | | | |

Non-Div. I Games:

UC Davis

| | | | | | | | | | | | | | |
|-----------------------|-----------|-----------|-----------|----------------|--------------|---------------|------|------------------|---------------|-----------|---|---|---|
| Average RPI Win: | 189 | WON-LOST | WINNING | LAST 10 | STRENGTH OF | OPP. STRENGTH | TEAM | ADJ | CONF. | ADJ CONF. | | | |
| Average RPI Loss: | 68 | RECORD | PCT. RANK | GAMES | SCHEDULE | OF SCHEDULE | RPI | RPI | RPI | RPI | | | |
| DIV. I ONLY | 9- 17 | .34615 | 245 | 4- 5 | 60 | 71 | 155 | .51002 | 153 | 8 | 8 | | |
| DIV. I NON-CONF. | 3- 9 | .25 | 270 | 0- 0 | 40 | 46 | 168 | .5009 | 168 | 7 | 7 | | |
| <hr/> | | | | | | | | | | | | | |
| TOTALS | RPI 1-25 | RPI 26-50 | | W-L RECORDS | | RPI 51-100 | | RPI 101-150 | | RPI 150+ | | | |
| 9- 17 | 0- 3 | 1- 4 | | OVERALL | | 0- 6 | | 1- 4 | | 7- 0 | | | |
| 5- 8 | 0- 2 | 1- 0 | | HOME | | 0- 4 | | 0- 2 | | 4- 0 | | | |
| 3- 6 | 0- 0 | 0- 4 | | AWAY | | 0- 1 | | 1- 1 | | 2- 0 | | | |
| 1- 3 | 0- 1 | 0- 0 | | NEUTRAL | | 0- 1 | | 0- 1 | | 1- 0 | | | |
| <hr/> | | | | | | | | | | | | | |
| 3- 9 | 0- 2 | 0- 2 | | NON-CONFERENCE | | 0- 4 | | 0- 1 | | 3- 0 | | | |
| 2- 4 | 0- 1 | 0- 0 | | HOME | | 0- 3 | | 0- 0 | | 2- 0 | | | |
| 0- 2 | 0- 0 | 0- 2 | | AWAY | | 0- 0 | | 0- 0 | | 0- 0 | | | |
| 1- 3 | 0- 1 | 0- 0 | | NEUTRAL | | 0- 1 | | 0- 1 | | 1- 0 | | | |
| <hr/> | | | | | | | | | | | | | |
| 6- 8 | 0- 1 | 1- 2 | | CONFERENCE | | 0- 2 | | 1- 3 | | 4- 0 | | | |
| 3- 4 | 0- 1 | 1- 0 | | HOME | | 0- 1 | | 0- 2 | | 2- 0 | | | |
| 3- 4 | 0- 0 | 0- 2 | | AWAY | | 0- 1 | | 1- 1 | | 2- 0 | | | |
| 0- 0 | 0- 0 | 0- 0 | | NEUTRAL | | 0- 0 | | 0- 0 | | 0- 0 | | | |
| <hr/> | | | | | | | | | | | | | |
| RPI S | Opponent | Score | | RPI S | Opponent | Score | | RPI S | Opponent | Score | | | |
| 11 N | Ohio St. | 0 | 3 | 29 A | Marquette | 1 | 3 | 52 H | Southern Ill. | 2 | 3 | | |
| 15 H | Missouri | 1 | 3 | 44 A | Villanova | 2 | 3 | 55 H | UNI | 2 | 3 | | |
| 23 H | Creighton | 1 | 3 | 44 H | Villanova | 3 | 1 | 67 A | Xavier | 0 | 3 | | |
| | | | | 48 A | Wyoming | 1 | 3 | 67 H | Xavier | 0 | 3 | | |
| | | | | 49 A | Michigan St. | 2 | 3 | 80 H | Cincinnati | 1 | 3 | | |
| | | | | | | | | 91 N | Virginia Tech | 1 | 3 | | |
| <hr/> | | | | | | | | | | | | | |
| LAST 10 GAMES | | | | | | | | | | | | | |
| 140 H Seton Hall | | | | | | 1 | 3 | 215 H Georgetown | | | | 3 | 1 |
| 44 H Villanova | | | | | | 3 | 1 | 23 H Creighton | | | | 1 | 3 |
| 129 A St. John's (NY) | | | | | | 3 | 1 | 44 A Villanova | | | | 2 | 3 |
| 240 A Providence | | | | | | 3 | 1 | 140 A Seton Hall | | | | 0 | 3 |
| 67 A Xavier | | | | | | 0 | 3 | 67 H Xavier | | | | 0 | 3 |

Non-Div. I Games: Marian (IN) 3 0

Butler

| Average RPI Win: 235 | | WON-LOST RECORD | | WINNING PCT. RANK | | LAST 10 GAMES | | STRENGTH OF SCHEDULE | | OPP. STRENGTH OF SCHEDULE | | TEAM RPI | | ADJ RPI | | CONF. RPI | | ADJ CONF. RPI | |
|----------------------|--------------|-----------------|-------|-------------------|-------|----------------|--|----------------------|--|---------------------------|--------------------|---------------|-------|------------|-------|-------------------|--|---------------|--|
| DIV. I ONLY | | 19- 12 | | .6129 109 | | 7- 3 | | 237 | | 199 | | 153 | | .50968 154 | | 24 | | 24 | |
| DIV. I NON-CONF. | | 9- 8 | | .52941 160 | | 1- 0 | | 189 | | 135 | | 164 | | .50452 164 | | 24 | | 24 | |
| TOTALS | | RPI 1-25 | | RPI 26-50 | | W-L RECORDS | | RPI 51-100 | | RPI 101-150 | | RPI 150+ | | | | | | | |
| 19- 12 | | 0- 1 | | 0- 1 | | OVERALL | | 0- 5 | | 2- 3 | | 17- 2 | | | | | | | |
| 11- 1 | | 0- 0 | | 0- 0 | | HOME | | 0- 1 | | 0- 0 | | 11- 0 | | | | | | | |
| 7- 6 | | 0- 0 | | 0- 1 | | AWAY | | 0- 2 | | 1- 1 | | 6- 2 | | | | | | | |
| 1- 5 | | 0- 1 | | 0- 0 | | NEUTRAL | | 0- 2 | | 1- 2 | | 0- 0 | | | | | | | |
| 9- 8 | | 0- 1 | | 0- 1 | | NON-CONFERENCE | | 0- 4 | | 2- 2 | | 7- 0 | | | | | | | |
| 6- 0 | | 0- 0 | | 0- 0 | | HOME | | 0- 0 | | 0- 0 | | 6- 0 | | | | | | | |
| 2- 3 | | 0- 0 | | 0- 1 | | AWAY | | 0- 2 | | 1- 0 | | 1- 0 | | | | | | | |
| 1- 5 | | 0- 1 | | 0- 0 | | NEUTRAL | | 0- 2 | | 1- 2 | | 0- 0 | | | | | | | |
| 10- 4 | | 0- 0 | | 0- 0 | | CONFERENCE | | 0- 1 | | 0- 1 | | 10- 2 | | | | | | | |
| 5- 1 | | 0- 0 | | 0- 0 | | HOME | | 0- 1 | | 0- 0 | | 5- 0 | | | | | | | |
| 5- 3 | | 0- 0 | | 0- 0 | | AWAY | | 0- 0 | | 0- 1 | | 5- 2 | | | | | | | |
| 0- 0 | | 0- 0 | | 0- 0 | | NEUTRAL | | 0- 0 | | 0- 0 | | 0- 0 | | | | | | | |
| RPI S | Opponent | | Score | | RPI S | Opponent | | Score | | RPI S | Opponent | | Score | | RPI S | Opponent | | Score | |
| 22 N | Arkansas St. | | 0 3 | | 37 A | Baylor | | 0 3 | | 52 N | Southern Ill. | | 2 3 | | 107 A | Tulsa | | 3 2 | |
| | | | | | | | | | | 61 N | Rice | | 0 3 | | 121 N | UNCG | | 3 0 | |
| | | | | | | | | | | 73 A | Auburn | | 2 3 | | 130 A | Central Ark. | | 0 3 | |
| | | | | | | | | | | 83 H | A&M-Corpus Christi | | 2 3 | | 137 N | Jacksonville | | 2 3 | |
| | | | | | | | | | | 100 A | North Texas | | 0 3 | | 146 N | Samford | | 0 3 | |
| | | | | | | | | | | | | | | | 160 H | Texas Tech | | 3 0 | |
| | | | | | | | | | | | | | | | 190 H | Houston Baptist | | 3 1 | |
| | | | | | | | | | | | | | | | 211 A | Sam Houston St. | | 3 0 | |
| | | | | | | | | | | | | | | | 214 H | McNeese St. | | 3 2 | |
| | | | | | | | | | | | | | | | 230 A | Abilene Christian | | 3 2 | |
| | | | | | | | | | | | | | | | 239 A | New Orleans | | 3 1 | |
| | | | | | | | | | | | | | | | 241 A | Lamar | | 3 1 | |
| | | | | | | | | | | | | | | | 241 H | Lamar | | 3 1 | |
| | | | | | | | | | | | | | | | 246 A | La.-Monroe | | 3 1 | |
| | | | | | | | | | | | | | | | 248 H | Northeastern | | 3 0 | |
| | | | | | | | | | | | | | | | 255 H | Columbia | | 3 0 | |
| | | | | | | | | | | | | | | | 260 A | Southeastern La. | | 1 3 | |
| | | | | | | | | | | | | | | | 271 H | South Dakota St. | | 3 0 | |
| | | | | | | | | | | | | | | | 276 A | Northwestern St. | | 0 3 | |
| | | | | | | | | | | | | | | | 276 H | Northwestern St. | | 3 0 | |
| | | | | | | | | | | | | | | | 282 A | Incarnate Word | | 3 2 | |
| | | | | | | | | | | | | | | | 288 H | Nicholls St. | | 3 0 | |
| | | | | | | | | | | | | | | | 322 H | Prairie View | | 3 0 | |
| | | | | | | | | | | | | | | | 331 H | Grambling | | 3 0 | |
| LAST 10 GAMES | | | | LAST 10 GAMES | | | | LAST 10 GAMES | | | | LAST 10 GAMES | | | | LAST 10 GAMES | | | |
| | | | | | | | | | | | | | | | 276 H | Northwestern St. | | 3 0 | |
| | | | | | | | | | | | | | | | 241 H | Lamar | | 3 1 | |
| | | | | | | | | | | | | | | | 130 A | Central Ark. | | 0 3 | |
| | | | | | | | | | | | | | | | 331 H | Grambling | | 3 0 | |
| | | | | | | | | | | | | | | | 241 A | Lamar | | 3 1 | |
| | | | | | | | | | | | | | | | 211 A | Sam Houston St. | | 3 0 | |
| | | | | | | | | | | | | | | | 239 A | New Orleans | | 3 1 | |
| | | | | | | | | | | | | | | | 260 A | Southeastern La. | | 1 3 | |
| | | | | | | | | | | | | | | | 276 A | Northwestern St. | | 0 3 | |
| | | | | | | | | | | | | | | | 190 H | Houston Baptist | | 3 1 | |

Non-Div. I Games:

Stephen F. Austin

| Average RPI Win: | 205 | WON-LOST | WINNING | LAST 10 | STRENGTH OF | OPP. STRENGTH | TEAM | ADJ | CONF. | ADJ CONF. | |
|-------------------|----------|-----------|---------------|----------------|-------------|---------------|-------------|--------|----------|---------------|-------|
| Average RPI Loss: | 127 | RECORD | PCT. RANK | GAMES | SCHEDULE | OF SCHEDULE | RPI | RPI | RPI | RPI | |
| DIV. I ONLY | 11- 10 | .52381 | 159 | 7- 3 | 154 | 168 | 154 | .50928 | 155 | 22 | 22 |
| DIV. I NON-CONF. | 3- 6 | .33333 | 248 | 0- 0 | 83 | 60 | 178 | .49462 | 178 | 23 | 23 |
| <hr/> | | | | | | | | | | | |
| TOTALS | RPI 1-25 | RPI 26-50 | | W-L RECORDS | RPI 51-100 | | RPI 101-150 | | RPI 150+ | | |
| 11- 10 | 0- 0 | 0- 2 | | OVERALL | 0- 2 | | 3- 2 | | 8- 4 | | |
| 7- 2 | 0- 0 | 0- 0 | | HOME | 0- 0 | | 2- 1 | | 5- 1 | | |
| 3- 5 | 0- 0 | 0- 1 | | AWAY | 0- 1 | | 1- 1 | | 2- 2 | | |
| 1- 3 | 0- 0 | 0- 1 | | NEUTRAL | 0- 1 | | 0- 0 | | 1- 1 | | |
| <hr/> | | | | | | | | | | | |
| 3- 6 | 0- 0 | 0- 2 | | NON-CONFERENCE | 0- 2 | | 1- 0 | | 2- 2 | | |
| 2- 0 | 0- 0 | 0- 0 | | HOME | 0- 0 | | 1- 0 | | 1- 0 | | |
| 0- 3 | 0- 0 | 0- 1 | | AWAY | 0- 1 | | 0- 0 | | 0- 1 | | |
| 1- 3 | 0- 0 | 0- 1 | | NEUTRAL | 0- 1 | | 0- 0 | | 1- 1 | | |
| <hr/> | | | | | | | | | | | |
| 8- 4 | 0- 0 | 0- 0 | | CONFERENCE | 0- 0 | | 2- 2 | | 6- 2 | | |
| 5- 2 | 0- 0 | 0- 0 | | HOME | 0- 0 | | 1- 1 | | 4- 1 | | |
| 3- 2 | 0- 0 | 0- 0 | | AWAY | 0- 0 | | 1- 1 | | 2- 1 | | |
| 0- 0 | 0- 0 | 0- 0 | | NEUTRAL | 0- 0 | | 0- 0 | | 0- 0 | | |
| <hr/> | | | | | | | | | | | |
| RPI S | Opponent | Score | RPI S | Opponent | Score | RPI S | Opponent | Score | RPI S | Opponent | Score |
| | | | 28 A | San Diego | 0 3 | 60 N | Pacific | 0 3 | 125 H | UConn | 3 1 |
| | | | 42 N | TCU | 0 3 | 86 A | Oakland | 1 3 | 136 A | Princeton | 0 3 |
| | | | | | | | | | 136 H | Princeton | 3 1 |
| | | | | | | | | | 147 A | Harvard | 3 2 |
| | | | | | | | | | 147 H | Harvard | 0 3 |
| | | | | | | | | | 161 N | Western Mich. | 2 3 |
| | | | | | | | | | 177 H | West Virginia | 3 1 |
| | | | | | | | | | 181 H | Yale | 3 1 |
| | | | | | | | | | 185 N | Eastern Ill. | 3 1 |
| | | | | | | | | | 196 A | Bryant | 1 3 |
| | | | | | | | | | 207 A | Penn | 0 3 |
| | | | | | | | | | 207 H | Penn | 0 3 |
| | | | | | | | | | 243 H | Brown | 3 0 |
| | | | | | | | | | 255 A | Columbia | 3 2 |
| | | | | | | | | | 255 H | Columbia | 3 1 |
| | | | | | | | | | 278 A | Cornell | 3 1 |
| | | | | | | | | | 278 H | Cornell | 3 0 |
| | | | LAST 10 GAMES | | | | | | | | |
| | | | 278 H | Cornell | 3 0 | 255 A | Columbia | 3 2 | | | |
| | | | 255 H | Columbia | 3 1 | 278 A | Cornell | 3 1 | | | |
| | | | 207 A | Penn | 0 3 | 243 H | Brown | 3 0 | | | |
| | | | 136 A | Princeton | 0 3 | 181 H | Yale | 3 1 | | | |
| | | | 147 H | Harvard | 0 3 | 136 H | Princeton | 3 1 | | | |

Non-Div. I Games:

Dartmouth

| Average RPI Win: 248 | | WON-LOST | WINNING | LAST 10 | STRENGTH OF | | OPP. STRENGTH | TEAM | ADJ | CONF. | ADJ CONF. |
|-----------------------|----------|----------|-----------|----------------|-------------|--------------------|---------------|-------|-----------------------|----------|-----------|
| Average RPI Loss: 113 | | RECORD | PCT. RANK | GAMES | SCHEDULE | | OF SCHEDULE | RPI | RPI | RPI | RPI |
| DIV. I ONLY | | 19- 10 | .65517 | 87 | 4- 6 | | 268 | 215 | 156 | .50841 | 156 |
| DIV. I NON-CONF. | | 14- 3 | .82353 | 39 | 1- 0 | | 285 | 265 | 132 | .52751 | 134 |
| TOTALS | | RPI 1-25 | RPI 26-50 | | W-L RECORDS | | RPI 51-100 | | RPI 101-150 | | RPI 150+ |
| 19- 10 | 0- 0 | 0- 0 | | OVERALL | | 1- 5 | | 1- 3 | | 17- 2 | |
| 6- 3 | 0- 0 | 0- 0 | | HOME | | 1- 2 | | 1- 0 | | 4- 1 | |
| 8- 5 | 0- 0 | 0- 0 | | AWAY | | 0- 3 | | 0- 2 | | 8- 0 | |
| 5- 2 | 0- 0 | 0- 0 | | NEUTRAL | | 0- 0 | | 0- 1 | | 5- 1 | |
| 14- 3 | 0- 0 | 0- 0 | | NON-CONFERENCE | | 1- 1 | | 0- 1 | | 13- 1 | |
| 4- 0 | 0- 0 | 0- 0 | | HOME | | 1- 0 | | 0- 0 | | 3- 0 | |
| 5- 1 | 0- 0 | 0- 0 | | AWAY | | 0- 1 | | 0- 0 | | 5- 0 | |
| 5- 2 | 0- 0 | 0- 0 | | NEUTRAL | | 0- 0 | | 0- 1 | | 5- 1 | |
| 5- 7 | 0- 0 | 0- 0 | | CONFERENCE | | 0- 4 | | 1- 2 | | 4- 1 | |
| 2- 3 | 0- 0 | 0- 0 | | HOME | | 0- 2 | | 1- 0 | | 1- 1 | |
| 3- 4 | 0- 0 | 0- 0 | | AWAY | | 0- 2 | | 0- 2 | | 3- 0 | |
| 0- 0 | 0- 0 | 0- 0 | | NEUTRAL | | 0- 0 | | 0- 0 | | 0- 0 | |
| RPI S | Opponent | Score | RPI S | Opponent | Score | RPI S | Opponent | Score | RPI S | Opponent | Score |
| | | | | | | 59 A Lipscomb | 0 | 3 | 116 A Kennesaw St. | 1 | 3 |
| | | | | | | 59 H Lipscomb | 0 | 3 | 121 N UNCG | 0 | 3 |
| | | | | | | 85 A FGCU | 1 | 3 | 137 A Jacksonville | 2 | 3 |
| | | | | | | 85 H FGCU | 1 | 3 | 137 H Jacksonville | 3 | 2 |
| | | | | | | 89 H Fla. Atlantic | 3 | 2 | 157 N South Fla. | 0 | 3 |
| | | | | | | 98 A Tennessee | 1 | 3 | 158 A FIU | 3 | 1 |
| | | | | | | | | | 208 A USC Upstate | 3 | 2 |
| | | | | | | | | | 216 A Stetson | 3 | 2 |
| | | | | | | | | | 216 H Stetson | 0 | 3 |
| | | | | | | | | | 220 H Campbell | 3 | 1 |
| | | | | | | | | | 232 N Eastern Ky. | 3 | 2 |
| | | | | | | | | | 245 N Wright St. | 3 | 2 |
| | | | | | | | | | 256 N UNC Asheville | 3 | 0 |
| | | | | | | | | | 268 A Bethune-Cookman | 3 | 1 |
| | | | | | | | | | 268 H Bethune-Cookman | 3 | 0 |
| | | | | | | | | | 290 N Tennessee Tech | 3 | 0 |
| | | | | | | | | | 293 A NJIT | 3 | 0 |
| | | | | | | | | | 293 H NJIT | 3 | 0 |
| | | | | | | | | | 298 A Florida A&M | 3 | 0 |
| | | | | | | | | | 298 H Florida A&M | 3 | 0 |
| | | | | | | | | | 299 A Citadel | 3 | 0 |
| | | | | | | | | | 317 N Alabama A&M | 3 | 0 |
| | | | | | | | | | 332 A Savannah St. | 3 | 0 |
| LAST 10 GAMES | | | | | | | | | | | |
| | | | | | | 59 A Lipscomb | 0 | 3 | 137 A Jacksonville | 2 | 3 |
| | | | | | | 293 A NJIT | 3 | 0 | 216 H Stetson | 0 | 3 |
| | | | | | | 216 A Stetson | 3 | 2 | 85 H FGCU | 1 | 3 |
| | | | | | | 85 A FGCU | 1 | 3 | 293 H NJIT | 3 | 0 |
| | | | | | | 298 H Florida A&M | 3 | 0 | 59 H Lipscomb | 0 | 3 |

Non-Div. I Games:

North Florida

| Average RPI Win: | | 214 | WON-LOST RECORD | | WINNING PCT. RANK | | LAST 10 GAMES | | STRENGTH OF SCHEDULE | | OPP. STRENGTH OF SCHEDULE | | TEAM RPI | | ADJ RPI | | CONF. RPI | | ADJ CONF. RPI | |
|---------------------|---|--------------|-----------------|-----------|-------------------|----------------|---------------|-----------------|----------------------|-------------|---------------------------|----------|----------|---------------------|------------|-------|-----------|--|---------------|--|
| DIV. I ONLY | | | 9- 17 | | .34615 245 | | 4- 6 | | 47 | | 134 | | 157 | | .50812 157 | | 9 | | 9 | |
| DIV. I NON-CONF. | | | 3- 9 | | .25 270 | | 0- 0 | | 20 | | 122 | | 150 | | .5108 149 | | 11 | | 11 | |
| TOTALS | | RPI 1-25 | | RPI 26-50 | | W-L RECORDS | | RPI 51-100 | | RPI 101-150 | | RPI 150+ | | | | | | | | |
| 9- 17 | | 0- 5 | | 0- 0 | | OVERALL | | 0- 4 | | 3- 5 | | 6- 3 | | | | | | | | |
| 4- 10 | | 0- 4 | | 0- 0 | | HOME | | 0- 2 | | 1- 4 | | 3- 0 | | | | | | | | |
| 3- 5 | | 0- 1 | | 0- 0 | | AWAY | | 0- 1 | | 2- 1 | | 1- 2 | | | | | | | | |
| 2- 2 | | 0- 0 | | 0- 0 | | NEUTRAL | | 0- 1 | | 0- 0 | | 2- 1 | | | | | | | | |
| 3- 9 | | 0- 4 | | 0- 0 | | NON-CONFERENCE | | 0- 3 | | 0- 0 | | 3- 2 | | | | | | | | |
| 1- 5 | | 0- 3 | | 0- 0 | | HOME | | 0- 2 | | 0- 0 | | 1- 0 | | | | | | | | |
| 0- 2 | | 0- 1 | | 0- 0 | | AWAY | | 0- 0 | | 0- 0 | | 0- 1 | | | | | | | | |
| 2- 2 | | 0- 0 | | 0- 0 | | NEUTRAL | | 0- 1 | | 0- 0 | | 2- 1 | | | | | | | | |
| 6- 8 | | 0- 1 | | 0- 0 | | CONFERENCE | | 0- 1 | | 3- 5 | | 3- 1 | | | | | | | | |
| 3- 5 | | 0- 1 | | 0- 0 | | HOME | | 0- 0 | | 1- 4 | | 2- 0 | | | | | | | | |
| 3- 3 | | 0- 0 | | 0- 0 | | AWAY | | 0- 1 | | 2- 1 | | 1- 1 | | | | | | | | |
| 0- 0 | | 0- 0 | | 0- 0 | | NEUTRAL | | 0- 0 | | 0- 0 | | 0- 0 | | | | | | | | |
| RPI | S | Opponent | | Score | | RPI | S | Opponent | | Score | | RPI | S | Opponent | | Score | | | | |
| 5 | H | Penn St. | | 0 | 3 | | | | | | | 73 | H | Auburn | | 0 | 3 | | | |
| 8 | A | Nebraska | | 0 | 3 | | | | | | | 80 | A | Cincinnati | | 1 | 3 | | | |
| 15 | H | Missouri | | 1 | 3 | | | | | | | 81 | N | Georgia Tech | | 1 | 3 | | | |
| 22 | H | Arkansas St. | | 0 | 3 | | | | | | | 85 | H | FGCU | | 0 | 3 | | | |
| 24 | H | SMU | | 1 | 3 | | | | | | | | | 101 H Temple | | 0 | 3 | | | |
| | | | | | | | | | | | | | | 107 H Tulsa | | 1 | 3 | | | |
| | | | | | | | | | | | | | | 111 A UCF | | 1 | 3 | | | |
| | | | | | | | | | | | | | | 111 H UCF | | 1 | 3 | | | |
| | | | | | | | | | | | | | | 125 H UConn | | 3 | 1 | | | |
| | | | | | | | | | | | | | | 138 A Memphis | | 3 | 1 | | | |
| | | | | | | | | | | | | | | 150 A Houston | | 3 | 2 | | | |
| | | | | | | | | | | | | | | 150 H Houston | | 2 | 3 | | | |
| | | | | | | | | | | | | | | 152 N UC Davis | | 0 | 3 | | | |
| | | | | | | | | | | | | | | 156 N North Florida | | 3 | 0 | | | |
| | | | | | | | | | | | | | | 158 A FIU | | 0 | 3 | | | |
| | | | | | | | | | | | | | | 235 A Tulane | | 2 | 3 | | | |
| | | | | | | | | | | | | | | 235 H Tulane | | 3 | 2 | | | |
| | | | | | | | | | | | | | | 254 A East Carolina | | 3 | 0 | | | |
| | | | | | | | | | | | | | | 254 H East Carolina | | 3 | 0 | | | |
| | | | | | | | | | | | | | | 298 H Florida A&M | | 3 | 0 | | | |
| | | | | | | | | | | | | | | 317 N Alabama A&M | | 3 | 0 | | | |
| LAST 10 GAMES | | | | | | | | | | | | | | | | | | | | |
| 254 H East Carolina | | | | | | 3 | 0 | 111 A UCF | | | | | | 1 | 3 | | | | | |
| 111 H UCF | | | | | | 1 | 3 | 24 H SMU | | | | | | 1 | 3 | | | | | |
| 150 A Houston | | | | | | 3 | 2 | 107 H Tulsa | | | | | | 1 | 3 | | | | | |
| 235 A Tulane | | | | | | 2 | 3 | 80 A Cincinnati | | | | | | 1 | 3 | | | | | |
| 254 A East Carolina | | | | | | 3 | 0 | 138 A Memphis | | | | | | 3 | 1 | | | | | |

Non-Div. I Games:

South Fla.

F
I
U

| FIU | | | | Through Games Of Though Nov. 8, 2015 | | | | | | | | | | | |
|-------------------|--|-----------|-----------|--------------------------------------|---------------|---------------|---------------|-------------|-----------------|-----------|----------------|---|---|--|--|
| Average RPI Win: | 217 | WON-LOST | WINNING | LAST 10 | STRENGTH OF | OPP. STRENGTH | TEAM | ADJ | CONF. | ADJ CONF. | | | | | |
| Average RPI Loss: | 117 <th>RECORD</th> <th>PCT. RANK</th> <th>GAMES</th> <th>SCHEDULE</th> <th>OF SCHEDULE</th> <th>RPI</th> <th>RPI</th> <th>RPI</th> <th>RPI</th> | RECORD | PCT. RANK | GAMES | SCHEDULE | OF SCHEDULE | RPI | RPI | RPI | RPI | | | | | |
| DIV. I ONLY | 13- 12 | .52 | 162 | 4- 6 | 158 | 171 | 158 | .50747 | 158 | 11 | 11 | | | | |
| DIV. I NON-CONF. | 6- 5 | .54545 | 146 | 0- 1 | 268 | 252 | 213 | .46525 | 213 | 12 | 12 | | | | |
| <hr/> | | | | | | | | | | | | | | | |
| TOTALS | RPI 1-25 | RPI 26-50 | | W-L RECORDS | | RPI 51-100 | | RPI 101-150 | | RPI 150+ | | | | | |
| 13- 12 | 0- 2 | 0- 0 | | OVERALL | | 2- 4 | | 0- 3 | | 11- 3 | | | | | |
| 8- 7 | 0- 1 | 0- 0 | | HOME | | 1- 3 | | 0- 2 | | 7- 1 | | | | | |
| 3- 4 | 0- 1 | 0- 0 | | AWAY | | 1- 1 | | 0- 1 | | 2- 1 | | | | | |
| 2- 1 | 0- 0 | 0- 0 | | NEUTRAL | | 0- 0 | | 0- 0 | | 2- 1 | | | | | |
| <hr/> | | | | | | | | | | | | | | | |
| 6- 5 | 0- 0 | 0- 0 | | NON-CONFERENCE | | 0- 1 | | 0- 2 | | 6- 2 | | | | | |
| 3- 4 | 0- 0 | 0- 0 | | HOME | | 0- 1 | | 0- 2 | | 3- 1 | | | | | |
| 1- 0 | 0- 0 | 0- 0 | | AWAY | | 0- 0 | | 0- 0 | | 1- 0 | | | | | |
| 2- 1 | 0- 0 | 0- 0 | | NEUTRAL | | 0- 0 | | 0- 0 | | 2- 1 | | | | | |
| <hr/> | | | | | | | | | | | | | | | |
| 7- 7 | 0- 2 | 0- 0 | | CONFERENCE | | 2- 3 | | 0- 1 | | 5- 1 | | | | | |
| 5- 3 | 0- 1 | 0- 0 | | HOME | | 1- 2 | | 0- 0 | | 4- 0 | | | | | |
| 2- 4 | 0- 1 | 0- 0 | | AWAY | | 1- 1 | | 0- 1 | | 1- 1 | | | | | |
| 0- 0 | 0- 0 | 0- 0 | | NEUTRAL | | 0- 0 | | 0- 0 | | 0- 0 | | | | | |
| <hr/> | | | | | | | | | | | | | | | |
| RPI S | Opponent | Score | | RPI S | Opponent | Score | | RPI S | Opponent | Score | | | | | |
| 20 A | Western Ky. | 0 | 3 | | | 61 A | Rice | 0 | 3 | 111 H | UCF | 0 | 3 | | |
| 20 H | Western Ky. | 0 | 3 | | | 77 H | UTSA | 1 | 3 | 118 A | Southern Miss. | 2 | 3 | | |
| | | | | | | 85 H | FGCU | 1 | 3 | 149 H | Seattle | 1 | 3 | | |
| | | | | | | 89 A | Fla. Atlantic | 3 | 2 | 156 H | North Florida | 1 | 3 | | |
| | | | | | | 89 H | Fla. Atlantic | 3 | 1 | 157 H | South Fla. | 3 | 0 | | |
| | | | | | | 100 H | North Texas | 1 | 3 | 168 H | Marshall | 3 | 1 | | |
| | | | | | | | | 195 H | Charlotte | 3 | 0 | | | | |
| | | | | | | | | 204 H | UTEP | 3 | 0 | | | | |
| | | | | | | | | 216 A | Stetson | 3 | 2 | | | | |
| | | | | | | | | 219 A | Middle Tenn. | 2 | 3 | | | | |
| | | | | | | | | 250 H | Louisiana Tech | 3 | 1 | | | | |
| | | | | | | | | 251 N | Mercer | 3 | 0 | | | | |
| | | | | | | | | 268 H | Bethune-Cookman | 3 | 1 | | | | |
| | | | | | | | | 284 A | UAB | 3 | 2 | | | | |
| | | | | | | | | 286 N | Austin Peay | 0 | 3 | | | | |
| | | | | | | | | 317 H | Alabama A&M | 3 | 0 | | | | |
| | | | | | | | | 332 N | Savannah St. | 3 | 0 | | | | |
| <hr/> | | | | | | | | | | | | | | | |
| | | | | LAST 10 GAMES | | | | | | | | | | | |
| | | | | 100 H | North Texas | 1 | 3 | 250 H | Louisiana Tech | 3 | 1 | | | | |
| | | | | 20 H | Western Ky. | 0 | 3 | 118 A | Southern Miss. | 2 | 3 | | | | |
| | | | | 77 H | UTSA | 1 | 3 | 195 H | Charlotte | 3 | 0 | | | | |
| | | | | 219 A | Middle Tenn. | 2 | 3 | 85 H | FGCU | 1 | 3 | | | | |
| | | | | 89 A | Fla. Atlantic | 3 | 2 | 204 H | UTEP | 3 | 0 | | | | |

F
I
U

Non-Div. I Games:

FIU

| | | | | | | | | | | | | |
|---------------------|---------------|-----------|-----------|----------------|-------------|---------------|------------------|-------------|--------------|-------------------|-------|---|
| Average RPI Win: | 132 | WON-LOST | WINNING | LAST 10 | STRENGTH OF | OPP. STRENGTH | TEAM | ADJ | CONF. | ADJ CONF. | | |
| Average RPI Loss: | 78 | RECORD | PCT. RANK | GAMES | SCHEDULE | OF SCHEDULE | RPI | RPI | RPI | RPI | | |
| DIV. I ONLY | | 9- 16 | .36 | 237 | 3- 7 | 86 | 34 | 161 | .50745 | 159 | 3 | 3 |
| DIV. I NON-CONF. | | 6- 5 | .54545 | 146 | 0- 0 | 101 | 140 | 122 | .53388 | 123 | 2 | 2 |
| <hr/> | | | | | | | | | | | | |
| TOTALS | RPI 1-25 | RPI 26-50 | | W-L RECORDS | | RPI 51-100 | | RPI 101-150 | | RPI 150+ | | |
| 9- 16 | 1- 4 | 0- 2 | | OVERALL | | 1- 5 | | 3- 3 | | 4- 2 | | |
| 5- 8 | 1- 3 | 0- 1 | | HOME | | 1- 2 | | 0- 2 | | 3- 0 | | |
| 1- 6 | 0- 1 | 0- 1 | | AWAY | | 0- 3 | | 1- 1 | | 0- 0 | | |
| 3- 2 | 0- 0 | 0- 0 | | NEUTRAL | | 0- 0 | | 2- 0 | | 1- 2 | | |
| <hr/> | | | | | | | | | | | | |
| 6- 5 | 0- 0 | 0- 0 | | NON-CONFERENCE | | 0- 2 | | 2- 1 | | 4- 2 | | |
| 3- 2 | 0- 0 | 0- 0 | | HOME | | 0- 1 | | 0- 1 | | 3- 0 | | |
| 0- 1 | 0- 0 | 0- 0 | | AWAY | | 0- 1 | | 0- 0 | | 0- 0 | | |
| 3- 2 | 0- 0 | 0- 0 | | NEUTRAL | | 0- 0 | | 2- 0 | | 1- 2 | | |
| <hr/> | | | | | | | | | | | | |
| 3- 11 | 1- 4 | 0- 2 | | CONFERENCE | | 1- 3 | | 1- 2 | | 0- 0 | | |
| 2- 6 | 1- 3 | 0- 1 | | HOME | | 1- 1 | | 0- 1 | | 0- 0 | | |
| 1- 5 | 0- 1 | 0- 1 | | AWAY | | 0- 2 | | 1- 1 | | 0- 0 | | |
| 0- 0 | 0- 0 | 0- 0 | | NEUTRAL | | 0- 0 | | 0- 0 | | 0- 0 | | |
| <hr/> | | | | | | | | | | | | |
| RPI S | Opponent | Score | RPI S | Opponent | Score | RPI S | Opponent | Score | RPI S | Opponent | Score | |
| 7 | H Washington | 0 3 | 46 | A Arizona | 1 3 | 51 | A Kansas St. | 1 3 | 117 | N Army West Point | 3 1 | |
| 10 | H UCLA | 0 3 | 46 | H Arizona | 1 3 | 60 | H Pacific | 0 3 | 124 | A Utah | 3 2 | |
| 12 | H Stanford | 1 3 | | | | 68 | A Oregon | 0 3 | 141 | A Oregon St. | 0 3 | |
| 25 | A Arizona St. | 0 3 | | | | 68 | H Oregon | 0 3 | 141 | H Oregon St. | 0 3 | |
| 25 | H Arizona St. | 3 1 | | | | 69 | A Colorado | 1 3 | 147 | N Harvard | 3 2 | |
| | | | | | | 90 | H Washington St. | 3 0 | 149 | H Seattle | 0 3 | |
| | | | | | | | | | 162 | N Green Bay | 0 3 | |
| | | | | | | | | | 166 | H St. Mary's (CA) | 3 0 | |
| | | | | | | | | | 167 | H Nevada | 3 0 | |
| | | | | | | | | | 175 | N UNLV | 3 2 | |
| | | | | | | | | | 179 | H Eastern Wash. | 3 0 | |
| | | | | | | | | | 189 | N Air Force | 2 3 | |
| <hr/> | | | | | | | | | | | | |
| LAST 10 GAMES | | | | | | | | | | | | |
| 68 A Oregon | | | | | | 0 | 3 | 7 | H Washington | 0 | 3 | |
| 141 A Oregon St. | | | | | | 0 | 3 | 124 | A Utah | 3 | 2 | |
| 46 H Arizona | | | | | | 1 | 3 | 69 | A Colorado | 1 | 3 | |
| 25 H Arizona St. | | | | | | 3 | 1 | 141 | H Oregon St. | 0 | 3 | |
| 90 H Washington St. | | | | | | 3 | 0 | 68 | H Oregon | 0 | 3 | |

Non-Div. I Games:

California

| Average RPI Win: | 216 | WON-LOST | WINNING | LAST 10 | STRENGTH OF | OPP. STRENGTH | TEAM | ADJ | CONF. | ADJ CONF. | |
|-------------------|----------|------------|-----------|----------------|-------------|---------------|-------|-------------|-------|-------------------|-------|
| Average RPI Loss: | 50 | RECORD | PCT. RANK | GAMES | SCHEDULE | OF SCHEDULE | RPI | RPI | RPI | RPI | |
| DIV. I ONLY | 13- 13 | .5 | 170 | 1- 9 | 197 | 40 | 159 | .50726 | 160 | 2 | 2 |
| DIV. I NON-CONF. | 11- 3 | .78571 | 47 | 0- 0 | 322 | 145 | 159 | .50622 | 159 | 3 | 3 |
| <hr/> | | | | | | | | | | | |
| TOTALS | RPI 1-25 | RPI 26-50 | | W-L RECORDS | | RPI 51-100 | | RPI 101-150 | | RPI 150+ | |
| 13- 13 | 0- 4 | 0- 3 | | OVERALL | | 1- 4 | | 2- 1 | | 10- 1 | |
| 6- 6 | 0- 2 | 0- 2 | | HOME | | 1- 2 | | 1- 0 | | 4- 0 | |
| 3- 6 | 0- 2 | 0- 1 | | AWAY | | 0- 2 | | 0- 0 | | 3- 1 | |
| 4- 1 | 0- 0 | 0- 0 | | NEUTRAL | | 0- 0 | | 1- 1 | | 3- 0 | |
| 11- 3 | 0- 0 | 0- 0 | | NON-CONFERENCE | | 0- 1 | | 2- 1 | | 9- 1 | |
| 5- 1 | 0- 0 | 0- 0 | | HOME | | 0- 1 | | 1- 0 | | 4- 0 | |
| 2- 1 | 0- 0 | 0- 0 | | AWAY | | 0- 0 | | 0- 0 | | 2- 1 | |
| 4- 1 | 0- 0 | 0- 0 | | NEUTRAL | | 0- 0 | | 1- 1 | | 3- 0 | |
| 2- 10 | 0- 4 | 0- 3 | | CONFERENCE | | 1- 3 | | 0- 0 | | 1- 0 | |
| 1- 5 | 0- 2 | 0- 2 | | HOME | | 1- 1 | | 0- 0 | | 0- 0 | |
| 1- 5 | 0- 2 | 0- 1 | | AWAY | | 0- 2 | | 0- 0 | | 1- 0 | |
| 0- 0 | 0- 0 | 0- 0 | | NEUTRAL | | 0- 0 | | 0- 0 | | 0- 0 | |
| RPI | S | Opponent | Score | RPI | S | Opponent | Score | RPI | S | Opponent | Score |
| 3 | A | Texas | 0 3 | 37 | A | Baylor | 0 3 | 51 | A | Kansas St. | 0 3 |
| 3 | H | Texas | 0 3 | 37 | H | Baylor | 1 3 | 51 | H | Kansas St. | 0 3 |
| 6 | H | Kansas | 0 3 | 42 | H | TCU | 0 3 | 65 | A | Oklahoma | 0 3 |
| 14 | A | Iowa St. | 0 3 | | | | | 65 | H | Oklahoma | 3 2 |
| | | | | | | | | 90 | H | Washington St. | 0 3 |
| | | | | | | | | 103 | N | Maryland | 1 3 |
| | | | | | | | | 112 | N | George Washington | 3 1 |
| | | | | | | | | 150 | H | Houston | 3 1 |
| | | | | | | | | 154 | A | Stephen F. Austin | 0 3 |
| | | | | | | | | 177 | A | West Virginia | 3 0 |
| | | | | | | | | 204 | A | UTEP | 3 0 |
| | | | | | | | | 228 | H | Portland St. | 3 1 |
| | | | | | | | | 248 | N | Northeastern | 3 0 |
| | | | | | | | | 252 | H | Utah St. | 3 0 |
| | | | | | | | | 255 | N | Columbia | 3 0 |
| | | | | | | | | 271 | N | South Dakota St. | 3 0 |
| | | | | | | | | 276 | H | Northwestern St. | 3 0 |
| | | | | | | | | 277 | A | Navy | 3 0 |
| | | | | | | | | 292 | H | La.-Lafayette | 3 0 |
| <hr/> | | | | | | | | | | | |
| LAST 10 GAMES | | | | | | | | | | | |
| 51 | A | Kansas St. | 0 3 | 3 | A | Texas | 0 3 | | | | |
| 37 | H | Baylor | 1 3 | 177 | A | West Virginia | 3 0 | | | | |
| 3 | H | Texas | 0 3 | 42 | H | TCU | 0 3 | | | | |
| 65 | A | Oklahoma | 0 3 | 6 | H | Kansas | 0 3 | | | | |
| 51 | H | Kansas St. | 0 3 | 37 | A | Baylor | 0 3 | | | | |

Non-Div. I Games:

Texas Tech

[illegible]

Non-Div. I Games:

Western Mich.

| | | | | | | | | | | | |
|-------------------|----------|-----------|---------------|----------------|-------------|---------------|---------------|-------------|-------|------------------|-------|
| Average RPI Win: | 216 | WON-LOST | WINNING | LAST 10 | STRENGTH OF | OPP. STRENGTH | TEAM | ADJ | CONF. | ADJ CONF. | |
| Average RPI Loss: | 138 | RECORD | PCT. RANK | GAMES | SCHEDULE | OF SCHEDULE | RPI | RPI | RPI | RPI | |
| DIV. I ONLY | 16- 12 | .57143 | 127 | 5- 5 | 205 | 207 | 162 | .50542 | 162 | 16 | 17 |
| DIV. I NON-CONF. | 9- 4 | .69231 | 85 | 0- 0 | 279 | 180 | 162 | .50521 | 161 | 19 | 19 |
| <hr/> | | | | | | | | | | | |
| TOTALS | RPI 1-25 | RPI 26-50 | | W-L RECORDS | | RPI 51-100 | | RPI 101-150 | | RPI 150+ | |
| 16- 12 | 0- 0 | 0- 0 | | OVERALL | | 0- 5 | | 2- 3 | | 14- 4 | |
| 4- 5 | 0- 0 | 0- 0 | | HOME | | 0- 2 | | 0- 1 | | 4- 2 | |
| 5- 6 | 0- 0 | 0- 0 | | AWAY | | 0- 3 | | 1- 2 | | 4- 1 | |
| 7- 1 | 0- 0 | 0- 0 | | NEUTRAL | | 0- 0 | | 1- 0 | | 6- 1 | |
| <hr/> | | | | | | | | | | | |
| 9- 4 | 0- 0 | 0- 0 | | NON-CONFERENCE | | 0- 1 | | 1- 2 | | 8- 1 | |
| 1- 0 | 0- 0 | 0- 0 | | HOME | | 0- 0 | | 0- 0 | | 1- 0 | |
| 1- 3 | 0- 0 | 0- 0 | | AWAY | | 0- 1 | | 0- 2 | | 1- 0 | |
| 7- 1 | 0- 0 | 0- 0 | | NEUTRAL | | 0- 0 | | 1- 0 | | 6- 1 | |
| <hr/> | | | | | | | | | | | |
| 7- 8 | 0- 0 | 0- 0 | | CONFERENCE | | 0- 4 | | 1- 1 | | 6- 3 | |
| 3- 5 | 0- 0 | 0- 0 | | HOME | | 0- 2 | | 0- 1 | | 3- 2 | |
| 4- 3 | 0- 0 | 0- 0 | | AWAY | | 0- 2 | | 1- 0 | | 3- 1 | |
| 0- 0 | 0- 0 | 0- 0 | | NEUTRAL | | 0- 0 | | 0- 0 | | 0- 0 | |
| <hr/> | | | | | | | | | | | |
| RPI S | Opponent | Score | RPI S | Opponent | Score | RPI S | Opponent | Score | RPI S | Opponent | Score |
| | | | | | | 51 A | Kansas St. | 0 3 | 109 N | Portland | 3 1 |
| | | | | | | 72 A | Cleveland St. | 0 3 | 123 A | Miami (OH) | 0 3 |
| | | | | | | 72 H | Cleveland St. | 1 3 | 134 A | Valparaiso | 3 0 |
| | | | | | | 86 A | Oakland | 0 3 | 134 H | Valparaiso | 0 3 |
| | | | | | | 86 H | Oakland | 1 3 | 135 A | North Dakota | 2 3 |
| | | | | | | | | | 159 N | California | 3 0 |
| | | | | | | | | | 164 H | Milwaukee | 3 0 |
| | | | | | | | | | 175 N | UNLV | 3 1 |
| | | | | | | | | | 193 N | Drake | 3 1 |
| | | | | | | | | | 194 N | South Dakota | 3 1 |
| | | | | | | | | | 200 A | Northern Ky. | 2 3 |
| | | | | | | | | | 200 H | Northern Ky. | 2 3 |
| | | | | | | | | | 218 A | Ill.-Chicago | 3 0 |
| | | | | | | | | | 218 H | Ill.-Chicago | 3 0 |
| | | | | | | | | | 228 A | Youngstown St. | 3 1 |
| | | | | | | | | | 228 H | Youngstown St. | 0 3 |
| | | | | | | | | | 245 A | Wright St. | 3 1 |
| | | | | | | | | | 245 H | Wright St. | 3 0 |
| | | | | | | | | | 272 N | Bradley | 0 3 |
| | | | | | | | | | 274 N | IPFW | 3 2 |
| | | | | | | | | | 287 A | Toledo | 3 1 |
| | | | | | | | | | 301 N | Jacksonville St. | 3 0 |
| | | | | | | | | | 306 H | Chicago St. | 3 0 |
| <hr/> | | | | | | | | | | | |
| | | | LAST 10 GAMES | | | | | | | | |
| | | | 218 H | Ill.-Chicago | 3 0 | 72 H | Cleveland St. | 1 3 | | | |
| | | | 134 H | Valparaiso | 0 3 | 86 H | Oakland | 1 3 | | | |
| | | | 200 A | Northern Ky. | 2 3 | 164 H | Milwaukee | 3 0 | | | |
| | | | 245 A | Wright St. | 3 1 | 134 A | Valparaiso | 3 0 | | | |
| | | | 228 H | Youngstown St. | 0 3 | 218 A | Ill.-Chicago | 3 0 | | | |

Non-Div. I Games:

Green Bay

| | | | | | | | | | | | | |
|------------------|----------|-----------------|-------------------|-----------------|----------------------|---------------------------|-----------------|-------------|-----------|----------------------|-------|----|
| Average RPI Win: | 273 | WON-LOST RECORD | WINNING PCT. RANK | LAST 10 GAMES | STRENGTH OF SCHEDULE | OPP. STRENGTH OF SCHEDULE | TEAM RPI | ADJ RPI | CONF. RPI | ADJ CONF. RPI | | |
| DIV. I ONLY | | 17- 12 | .58621 | 119 | 6- 4 | 190 | 270 | 163 | .50508 | 163 | 25 | 25 |
| DIV. I NON-CONF. | | 8- 7 | .53333 | 155 | 1- 0 | 134 | 253 | 154 | .50769 | 154 | 25 | 26 |
| <hr/> | | | | | | | | | | | | |
| TOTALS | RPI 1-25 | RPI 26-50 | | W-L RECORDS | | RPI 51-100 | | RPI 101-150 | | RPI 150+ | | |
| 17- 12 | 0- 0 | 0- 3 | | OVERALL | | 0- 4 | | 0- 2 | | 17- 3 | | |
| 8- 3 | 0- 0 | 0- 1 | | HOME | | 0- 1 | | 0- 0 | | 8- 1 | | |
| 6- 6 | 0- 0 | 0- 1 | | AWAY | | 0- 3 | | 0- 1 | | 6- 1 | | |
| 3- 3 | 0- 0 | 0- 1 | | NEUTRAL | | 0- 0 | | 0- 1 | | 3- 1 | | |
| <hr/> | | | | | | | | | | | | |
| 8- 7 | 0- 0 | 0- 3 | | NON-CONFERENCE | | 0- 2 | | 0- 1 | | 8- 1 | | |
| 4- 1 | 0- 0 | 0- 1 | | HOME | | 0- 0 | | 0- 0 | | 4- 0 | | |
| 1- 3 | 0- 0 | 0- 1 | | AWAY | | 0- 2 | | 0- 0 | | 1- 0 | | |
| 3- 3 | 0- 0 | 0- 1 | | NEUTRAL | | 0- 0 | | 0- 1 | | 3- 1 | | |
| <hr/> | | | | | | | | | | | | |
| 9- 5 | 0- 0 | 0- 0 | | CONFERENCE | | 0- 2 | | 0- 1 | | 9- 2 | | |
| 4- 2 | 0- 0 | 0- 0 | | HOME | | 0- 1 | | 0- 0 | | 4- 1 | | |
| 5- 3 | 0- 0 | 0- 0 | | AWAY | | 0- 1 | | 0- 1 | | 5- 1 | | |
| 0- 0 | 0- 0 | 0- 0 | | NEUTRAL | | 0- 0 | | 0- 0 | | 0- 0 | | |
| <hr/> | | | | | | | | | | | | |
| RPI S | Opponent | Score | RPI S | Opponent | Score | RPI S | Opponent | Score | RPI S | Opponent | Score | |
| | | | 43 A | Pittsburgh | 1 3 | 63 A | James Madison | 0 3 | 112 N | George Washington | 0 3 | |
| | | | 44 H | Villanova | 0 3 | 74 A | American | 0 3 | 117 A | Army West Point | 0 3 | |
| | | | 50 N | Northern Ariz. | 0 3 | 74 H | American | 0 3 | 197 H | Marist | 3 0 | |
| | | | | | | 93 A | Rhode Island | 2 3 | 210 A | Colgate | 3 1 | |
| | | | | | | | | | 210 H | Colgate | 3 0 | |
| | | | | | | | | | 224 N | Sacred Heart | 3 2 | |
| | | | | | | | | | 249 A | Bucknell | 3 2 | |
| | | | | | | | | | 249 H | Bucknell | 3 0 | |
| | | | | | | | | | 257 N | Bowling Green | 0 3 | |
| | | | | | | | | | 275 A | Fordham | 3 0 | |
| | | | | | | | | | 277 A | Navy | 1 3 | |
| | | | | | | | | | 277 H | Navy | 3 1 | |
| | | | | | | | | | 281 H | Morehead St. | 3 1 | |
| | | | | | | | | | 285 A | Lafayette | 3 0 | |
| | | | | | | | | | 285 H | Lafayette | 0 3 | |
| | | | | | | | | | 303 N | Canisius | 3 0 | |
| | | | | | | | | | 310 A | Loyola Maryland | 3 0 | |
| | | | | | | | | | 310 H | Loyola Maryland | 3 0 | |
| | | | | | | | | | 312 H | Fairleigh Dickinson | 3 0 | |
| | | | | | | | | | 313 A | Holy Cross | 3 0 | |
| | | | | | | | | | 314 N | St. Francis Brooklyn | 3 1 | |
| | | | | | | | | | 319 H | Saint Peter's | 3 0 | |
| <hr/> | | | | | | | | | | | | |
| LAST 10 GAMES | | | | | | | | | | | | |
| | | | 74 A | American | 0 3 | 285 A | Lafayette | 3 0 | | | | |
| | | | 249 H | Bucknell | 3 0 | 313 A | Holy Cross | 3 0 | | | | |
| | | | 210 A | Colgate | 3 1 | 117 A | Army West Point | 0 3 | | | | |
| | | | 310 A | Loyola Maryland | 3 0 | 275 A | Fordham | 3 0 | | | | |
| | | | 277 A | Navy | 1 3 | 74 H | American | 0 3 | | | | |

Non-Div. I Games:

Lehigh

| Average RPI Win: | | 176 | WON-LOST RECORD | | WINNING PCT. RANK | | LAST 10 GAMES | | STRENGTH OF SCHEDULE | | OPP. STRENGTH OF SCHEDULE | | TEAM RPI | | ADJ RPI | | CONF. RPI | | ADJ CONF. RPI | | |
|--------------------|---|-----------|-----------------|-----------|-------------------|----------------|---------------|----------------------|----------------------|-------------|---------------------------|----------|----------|------------------------|------------|-------|-----------|--|---------------|--|--|
| DIV. I ONLY | | | 9- 19 | | .32143 256 | | 4- 6 | | 49 | | 128 | | 168 | | .50507 164 | | 16 | | 17 | | |
| DIV. I NON-CONF. | | | 2- 11 | | .15385 301 | | 0- 1 | | 31 | | 28 | | 185 | | .49103 183 | | 19 | | 19 | | |
| TOTALS | | RPI 1-25 | | RPI 26-50 | | W-L RECORDS | | RPI 51-100 | | RPI 101-150 | | RPI 150+ | | | | | | | | | |
| 9- 19 | | 0- 2 | | 0- 3 | | OVERALL | | 1- 6 | | 2- 3 | | 6- 5 | | | | | | | | | |
| 7- 3 | | 0- 0 | | 0- 1 | | HOME | | 0- 2 | | 2- 0 | | 5- 0 | | | | | | | | | |
| 2- 11 | | 0- 0 | | 0- 2 | | AWAY | | 1- 2 | | 0- 3 | | 1- 4 | | | | | | | | | |
| 0- 5 | | 0- 2 | | 0- 0 | | NEUTRAL | | 0- 2 | | 0- 0 | | 0- 1 | | | | | | | | | |
| 2- 11 | | 0- 2 | | 0- 3 | | NON-CONFERENCE | | 0- 3 | | 1- 2 | | 1- 1 | | | | | | | | | |
| 2- 1 | | 0- 0 | | 0- 1 | | HOME | | 0- 0 | | 1- 0 | | 1- 0 | | | | | | | | | |
| 0- 5 | | 0- 0 | | 0- 2 | | AWAY | | 0- 1 | | 0- 2 | | 0- 0 | | | | | | | | | |
| 0- 5 | | 0- 2 | | 0- 0 | | NEUTRAL | | 0- 2 | | 0- 0 | | 0- 1 | | | | | | | | | |
| 7- 8 | | 0- 0 | | 0- 0 | | CONFERENCE | | 1- 3 | | 1- 1 | | 5- 4 | | | | | | | | | |
| 5- 2 | | 0- 0 | | 0- 0 | | HOME | | 0- 2 | | 1- 0 | | 4- 0 | | | | | | | | | |
| 2- 6 | | 0- 0 | | 0- 0 | | AWAY | | 1- 1 | | 0- 1 | | 1- 4 | | | | | | | | | |
| 0- 0 | | 0- 0 | | 0- 0 | | NEUTRAL | | 0- 0 | | 0- 0 | | 0- 0 | | | | | | | | | |
| RPI | S | Opponent | | Score | | RPI | S | Opponent | | Score | | RPI | S | Opponent | | Score | | | | | |
| 14 | N | Iowa St. | | 0 | 3 | 29 | A | Marquette | | 0 | 3 | 57 | A | Iowa | | 0 | 3 | | | | |
| 16 | N | Texas A&M | | 1 | 3 | 38 | A | Northwestern | | 0 | 3 | 59 | N | Lipscomb | | 1 | 3 | | | | |
| | | | | | | 40 | H | Missouri St. | | 0 | 3 | 72 | A | Cleveland St. | | 0 | 3 | | | | |
| | | | | | | | | | | | | 72 | H | Cleveland St. | | 2 | 3 | | | | |
| | | | | | | | | | | | | 79 | N | Towson | | 1 | 3 | | | | |
| | | | | | | | | | | | | 86 | A | Oakland | | 3 | 2 | | | | |
| | | | | | | | | | | | | 86 | H | Oakland | | 0 | 3 | | | | |
| | | | | | | | | | | | | | | 105 A Northern Ill. | | 1 | 3 | | | | |
| | | | | | | | | | | | | | | 115 H Furman | | 3 | 2 | | | | |
| | | | | | | | | | | | | | | 120 A North Dakota St. | | 2 | 3 | | | | |
| | | | | | | | | | | | | | | 134 A Valparaiso | | 0 | 3 | | | | |
| | | | | | | | | | | | | | | 134 H Valparaiso | | 3 | 1 | | | | |
| | | | | | | | | | | | | | | 161 H Western Mich. | | 3 | 1 | | | | |
| | | | | | | | | | | | | | | 162 A Green Bay | | 0 | 3 | | | | |
| | | | | | | | | | | | | | | 198 N Utah Valley | | 0 | 3 | | | | |
| | | | | | | | | | | | | | | 200 A Northern Ky. | | 3 | 2 | | | | |
| | | | | | | | | | | | | | | 200 H Northern Ky. | | 3 | 0 | | | | |
| | | | | | | | | | | | | | | 218 A Ill.-Chicago | | 2 | 3 | | | | |
| | | | | | | | | | | | | | | 218 H Ill.-Chicago | | 3 | 2 | | | | |
| | | | | | | | | | | | | | | 228 A Youngstown St. | | 0 | 3 | | | | |
| | | | | | | | | | | | | | | 228 H Youngstown St. | | 3 | 2 | | | | |
| | | | | | | | | | | | | | | 245 A Wright St. | | 0 | 3 | | | | |
| | | | | | | | | | | | | | | 245 H Wright St. | | 3 | 2 | | | | |
| LAST 10 GAMES | | | | | | | | | | | | | | | | | | | | | |
| 134 H Valparaiso | | | | | | 3 | 1 | 72 H Cleveland St. | | | | | | 2 | 3 | | | | | | |
| 218 H Ill.-Chicago | | | | | | 3 | 2 | 228 H Youngstown St. | | | | | | 3 | 2 | | | | | | |
| 245 A Wright St. | | | | | | 0 | 3 | 86 H Oakland | | | | | | 0 | 3 | | | | | | |
| 200 A Northern Ky. | | | | | | 3 | 2 | 162 A Green Bay | | | | | | 0 | 3 | | | | | | |
| 29 A Marquette | | | | | | 0 | 3 | 218 A Ill.-Chicago | | | | | | 2 | 3 | | | | | | |

Non-Div. I Games:

Milwaukee

| Average RPI Win: 248 | | WON-LOST RECORD | | WINNING PCT. RANK | | LAST 10 GAMES | | STRENGTH OF SCHEDULE | | OPP. STRENGTH OF SCHEDULE | | TEAM RPI | | ADJ RPI | | CONF. RPI | | ADJ CONF. RPI | | | |
|----------------------|---|-----------------|--|-------------------|--|----------------|---|----------------------|---|---------------------------|-----|----------|--------------|------------|---|-----------|-----|---------------|----------------|---|---|
| DIV. I ONLY | | 17- 8 | | .68 76 | | 9- 1 | | 286 | | 216 | | 165 | | .50346 165 | | 28 | | 28 | | | |
| DIV. I NON-CONF. | | 8- 7 | | .53333 155 | | 0- 0 | | 198 | | 147 | | 166 | | .50184 166 | | 28 | | 28 | | | |
| TOTALS | | RPI 1-25 | | RPI 26-50 | | W-L RECORDS | | RPI 51-100 | | RPI 101-150 | | RPI 150+ | | | | | | | | | |
| 17- 8 | | 0- 0 | | 0- 2 | | OVERALL | | 0- 1 | | 1- 4 | | 16- 1 | | | | | | | | | |
| 6- 4 | | 0- 0 | | 0- 1 | | HOME | | 0- 0 | | 0- 2 | | 6- 1 | | | | | | | | | |
| 6- 3 | | 0- 0 | | 0- 0 | | AWAY | | 0- 1 | | 1- 2 | | 5- 0 | | | | | | | | | |
| 5- 1 | | 0- 0 | | 0- 1 | | NEUTRAL | | 0- 0 | | 0- 0 | | 5- 0 | | | | | | | | | |
| 8- 7 | | 0- 0 | | 0- 2 | | NON-CONFERENCE | | 0- 1 | | 0- 3 | | 8- 1 | | | | | | | | | |
| 1- 3 | | 0- 0 | | 0- 1 | | HOME | | 0- 0 | | 0- 1 | | 1- 1 | | | | | | | | | |
| 2- 3 | | 0- 0 | | 0- 0 | | AWAY | | 0- 1 | | 0- 2 | | 2- 0 | | | | | | | | | |
| 5- 1 | | 0- 0 | | 0- 1 | | NEUTRAL | | 0- 0 | | 0- 0 | | 5- 0 | | | | | | | | | |
| 9- 1 | | 0- 0 | | 0- 0 | | CONFERENCE | | 0- 0 | | 1- 1 | | 8- 0 | | | | | | | | | |
| 5- 1 | | 0- 0 | | 0- 0 | | HOME | | 0- 0 | | 0- 1 | | 5- 0 | | | | | | | | | |
| 4- 0 | | 0- 0 | | 0- 0 | | AWAY | | 0- 0 | | 1- 0 | | 3- 0 | | | | | | | | | |
| 0- 0 | | 0- 0 | | 0- 0 | | NEUTRAL | | 0- 0 | | 0- 0 | | 0- 0 | | | | | | | | | |
| RPI | S | Opponent | | Score | | RPI | S | Opponent | | Score | | RPI | S | Opponent | | Score | | | | | |
| | | | | | | 38 | N | Northwestern | 0 | 3 | | 62 | A | Syracuse | 1 | 3 | 108 | A | Loyola Chicago | 1 | 3 |
| | | | | | | 49 | H | Michigan St. | 0 | 3 | | | | | | | 131 | A | Albany (NY) | 3 | 0 |
| | | | | | | | | | | | | | | | | | 131 | H | Albany (NY) | 0 | 3 |
| | | | | | | | | | | | | | | | | | 133 | H | Boston College | 0 | 3 |
| | | | | | | | | | | | | | | | | | 147 | A | Harvard | 2 | 3 |
| | | | | | | | | | | | | | | | | | 168 | N | Marshall | 3 | 1 |
| | | | | | | | | | | | | | | | | | 169 | N | Wake Forest | 3 | 1 |
| | | | | | | | | | | | | | | | | | 170 | H | Delaware | 0 | 3 |
| | | | | | | | | | | | | | | | | | 196 | H | Bryant | 3 | 1 |
| | | | | | | | | | | | | | | | | | 213 | A | Fairfield | 3 | 1 |
| | | | | | | | | | | | | | | | | | 226 | H | Stony Brook | 3 | 0 |
| | | | | | | | | | | | | | | | | | 227 | N | Buffalo | 3 | 0 |
| | | | | | | | | | | | | | | | | | 242 | H | UMBC | 3 | 1 |
| | | | | | | | | | | | | | | | | | 248 | A | Northeastern | 3 | 2 |
| | | | | | | | | | | | | | | | | | 265 | A | Binghamton | 3 | 0 |
| | | | | | | | | | | | | | | | | | 265 | H | Binghamton | 3 | 0 |
| | | | | | | | | | | | | | | | | | 277 | N | Navy | 3 | 2 |
| | | | | | | | | | | | | | | | | | 313 | N | Holy Cross | 3 | 0 |
| | | | | | | | | | | | | | | | | | 315 | A | Hartford | 3 | 0 |
| | | | | | | | | | | | | | | | | | 315 | H | Hartford | 3 | 0 |
| | | | | | | | | | | | | | | | | | 325 | A | UMass Lowell | 3 | 0 |
| | | | | | | | | | | | | | | | | | 325 | H | UMass Lowell | 3 | 0 |
| | | | | | | LAST 10 GAMES | | | | | | | | | | | | | | | |
| | | | | | | 325 | A | UMass Lowell | 3 | 0 | 242 | H | UMBC | 3 | 1 | | | | | | |
| | | | | | | 131 | H | Albany (NY) | 0 | 3 | 325 | H | UMass Lowell | 3 | 0 | | | | | | |
| | | | | | | 265 | H | Binghamton | 3 | 0 | 265 | A | Binghamton | 3 | 0 | | | | | | |
| | | | | | | 315 | A | Hartford | 3 | 0 | 131 | A | Albany (NY) | 3 | 0 | | | | | | |
| | | | | | | 226 | H | Stony Brook | 3 | 0 | 315 | H | Hartford | 3 | 0 | | | | | | |

Non-Div. I Games:

New Hampshire

| Average RPI Win: | | 185 | WON-LOST RECORD | | WINNING PCT. RANK | | LAST 10 GAMES | | STRENGTH OF SCHEDULE | | OPP. STRENGTH OF SCHEDULE | | TEAM RPI | | ADJ RPI | | CONF. RPI | | ADJ CONF. RPI | | | | |
|-------------------|---|------------|-----------------|------------------|-------------------|----------------|---------------|------------------|----------------------|-------------|---------------------------|------------------|----------|----------------|---------|--------|-----------|-----|---------------|-------------------|--|-------|---|
| Average RPI Loss: | | 57 | | | | | | | | | | | | | | | | | | | | | |
| DIV. I ONLY | | | 6- 18 | | .25 | 290 | | 0- 10 | | 31 | | 46 | | 166 | | .50276 | | 166 | | 4 | | 4 | |
| DIV. I NON-CONF. | | | 5- 5 | | .5 | 163 | | 0- 0 | | 146 | | 79 | | 148 | | .51112 | | 147 | | 5 | | 5 | |
| TOTALS | | RPI 1-25 | | RPI 26-50 | | W-L RECORDS | | RPI 51-100 | | RPI 101-150 | | RPI 150+ | | | | | | | | | | | |
| 6- 18 | | 0- 4 | | 0- 6 | | OVERALL | | 2- 4 | | 0- 3 | | 4- 1 | | | | | | | | | | | |
| 2- 7 | | 0- 1 | | 0- 3 | | HOME | | 0- 2 | | 0- 1 | | 2- 0 | | | | | | | | | | | |
| 3- 10 | | 0- 3 | | 0- 2 | | AWAY | | 2- 2 | | 0- 2 | | 1- 1 | | | | | | | | | | | |
| 1- 1 | | 0- 0 | | 0- 1 | | NEUTRAL | | 0- 0 | | 0- 0 | | 1- 0 | | | | | | | | | | | |
| 5- 5 | | 0- 2 | | 0- 0 | | NON-CONFERENCE | | 1- 1 | | 0- 1 | | 4- 1 | | | | | | | | | | | |
| 2- 2 | | 0- 0 | | 0- 0 | | HOME | | 0- 1 | | 0- 1 | | 2- 0 | | | | | | | | | | | |
| 2- 3 | | 0- 2 | | 0- 0 | | AWAY | | 1- 0 | | 0- 0 | | 1- 1 | | | | | | | | | | | |
| 1- 0 | | 0- 0 | | 0- 0 | | NEUTRAL | | 0- 0 | | 0- 0 | | 1- 0 | | | | | | | | | | | |
| 1- 13 | | 0- 2 | | 0- 6 | | CONFERENCE | | 1- 3 | | 0- 2 | | 0- 0 | | | | | | | | | | | |
| 0- 5 | | 0- 1 | | 0- 3 | | HOME | | 0- 1 | | 0- 0 | | 0- 0 | | | | | | | | | | | |
| 1- 7 | | 0- 1 | | 0- 2 | | AWAY | | 1- 2 | | 0- 2 | | 0- 0 | | | | | | | | | | | |
| 0- 1 | | 0- 0 | | 0- 1 | | NEUTRAL | | 0- 0 | | 0- 0 | | 0- 0 | | | | | | | | | | | |
| RPI | S | Opponent | | Score | | RPI | S | Opponent | | Score | | RPI | S | Opponent | | Score | | RPI | S | Opponent | | Score | |
| 7 | A | Washington | | 0 | 3 | 26 | H | Loyola Marymount | | 2 | 3 | 53 | A | Long Beach St. | | 3 | 1 | 106 | A | San Francisco | | 0 | 3 |
| 12 | A | Stanford | | 0 | 3 | 26 | N | Loyola Marymount | | 0 | 3 | 60 | A | Pacific | | 2 | 3 | 109 | A | Portland | | 0 | 3 |
| 18 | A | BYU | | 0 | 3 | 28 | A | San Diego | | 0 | 3 | 66 | A | Pepperdine | | 3 | 1 | 129 | H | St. John's (NY) | | 2 | 3 |
| 18 | H | BYU | | 0 | 3 | 28 | H | San Diego | | 1 | 3 | 66 | H | Pepperdine | | 0 | 3 | 159 | A | California | | 0 | 3 |
| | | | | | | 39 | A | Santa Clara | | 0 | 3 | 76 | A | Gonzaga | | 0 | 3 | 205 | H | Fresno St. | | 3 | 0 |
| | | | | | | 39 | H | Santa Clara | | 0 | 3 | 87 | H | Duke | | 0 | 3 | 221 | N | CSUN | | 3 | 2 |
| | | | | | | | | | | | | | | | | | | 268 | H | Bethune-Cookman | | 3 | 0 |
| | | | | | | | | | | | | | | | | | | 296 | A | Cal St. Fullerton | | 3 | 0 |
| LAST 10 GAMES | | | | | | | | | | | | | | | | | | | | | | | |
| | | 28 | A | San Diego | | 0 | 3 | | | 106 | A | San Francisco | | 0 | 3 | | | | | | | | |
| | | 18 | A | BYU | | 0 | 3 | | | 60 | A | Pacific | | 2 | 3 | | | | | | | | |
| | | 66 | H | Pepperdine | | 0 | 3 | | | 18 | H | BYU | | 0 | 3 | | | | | | | | |
| | | 26 | H | Loyola Marymount | | 2 | 3 | | | 28 | H | San Diego | | 1 | 3 | | | | | | | | |
| | | 39 | A | Santa Clara | | 0 | 3 | | | 26 | N | Loyola Marymount | | 0 | 3 | | | | | | | | |

Non-Div. I Games:

St. Mary's (CA)

| Average RPI Win: 196 | | WON-LOST | WINNING | LAST 10 | STRENGTH OF | | OPP. STRENGTH | TEAM | ADJ | CONF. | ADJ CONF. |
|-----------------------|----------|----------|---------------|----------------|-------------|-------|----------------|----------|------------|---------------|-----------|
| Average RPI Loss: 106 | | RECORD | PCT. RANK | GAMES | SCHEDULE | | OF SCHEDULE | RPI | RPI | RPI | RPI |
| DIV. I ONLY | | 11- 15 | .42308 211 | 4- 6 | 102 | | 144 | 167 | .50274 167 | 10 | 10 |
| DIV. I NON-CONF. | | 5- 7 | .41667 204 | 0- 0 | 169 | | 172 | 198 | .47796 198 | 10 | 10 |
| TOTALS | | RPI 1-25 | RPI 26-50 | W-L RECORDS | RPI 51-100 | | RPI 101-150 | RPI 150+ | | | |
| 11- 15 | 0- 0 | | 1- 5 | OVERALL | 0- 2 | | 1- 4 | 9- 4 | | | |
| 8- 3 | 0- 0 | | 1- 2 | HOME | 0- 0 | | 1- 1 | 6- 0 | | | |
| 1- 9 | 0- 0 | | 0- 2 | AWAY | 0- 1 | | 0- 2 | 1- 4 | | | |
| 2- 3 | 0- 0 | | 0- 1 | NEUTRAL | 0- 1 | | 0- 1 | 2- 0 | | | |
| 5- 7 | 0- 0 | | 0- 1 | NON-CONFERENCE | 0- 2 | | 1- 2 | 4- 2 | | | |
| 3- 0 | 0- 0 | | 0- 0 | HOME | 0- 0 | | 1- 0 | 2- 0 | | | |
| 0- 4 | 0- 0 | | 0- 0 | AWAY | 0- 1 | | 0- 1 | 0- 2 | | | |
| 2- 3 | 0- 0 | | 0- 1 | NEUTRAL | 0- 1 | | 0- 1 | 2- 0 | | | |
| 6- 8 | 0- 0 | | 1- 4 | CONFERENCE | 0- 0 | | 0- 2 | 5- 2 | | | |
| 5- 3 | 0- 0 | | 1- 2 | HOME | 0- 0 | | 0- 1 | 4- 0 | | | |
| 1- 5 | 0- 0 | | 0- 2 | AWAY | 0- 0 | | 0- 1 | 1- 2 | | | |
| 0- 0 | 0- 0 | | 0- 0 | NEUTRAL | 0- 0 | | 0- 0 | 0- 0 | | | |
| RPI S | Opponent | Score | RPI S | Opponent | Score | RPI S | Opponent | Score | RPI S | Opponent | Score |
| | | | 31 A | Colorado St. | 0 3 | 78 A | Sacramento St. | 1 3 | 102 A | New Mexico | 1 3 |
| | | | 31 H | Colorado St. | 0 3 | 96 N | Kent St. | 1 3 | 102 H | New Mexico | 1 3 |
| | | | 39 N | Santa Clara | 0 3 | | | | 109 A | Portland | 1 3 |
| | | | 45 H | Boise St. | 1 3 | | | | 123 H | Miami (OH) | 3 0 |
| | | | 48 A | Wyoming | 0 3 | | | | 149 N | Seattle | 0 3 |
| | | | 48 H | Wyoming | 3 2 | | | | 159 A | California | 0 3 |
| | | | | | | | | | 175 A | UNLV | 0 3 |
| | | | | | | | | | 175 H | UNLV | 3 1 |
| | | | | | | | | | 179 N | Eastern Wash. | 3 0 |
| | | | | | | | | | 189 A | Air Force | 3 2 |
| | | | | | | | | | 189 H | Air Force | 3 0 |
| | | | | | | | | | 205 A | Fresno St. | 0 3 |
| | | | | | | | | | 205 H | Fresno St. | 3 1 |
| | | | | | | | | | 228 A | Portland St. | 0 3 |
| | | | | | | | | | 231 N | UC Riverside | 3 2 |
| | | | | | | | | | 252 H | Utah St. | 3 0 |
| | | | | | | | | | 273 H | Weber St. | 3 2 |
| | | | | | | | | | 291 H | Montana St. | 3 0 |
| | | | LAST 10 GAMES | | | | | | | | |
| | | | 205 H | Fresno St. | 3 1 | 102 H | New Mexico | 1 3 | | | |
| | | | 175 H | UNLV | 3 1 | 252 H | Utah St. | 3 0 | | | |
| | | | 31 A | Colorado St. | 0 3 | 45 H | Boise St. | 1 3 | | | |
| | | | 48 A | Wyoming | 0 3 | 175 A | UNLV | 0 3 | | | |
| | | | 189 H | Air Force | 3 0 | 205 A | Fresno St. | 0 3 | | | |

Non-Div. I Games:

Nevada

| Average RPI Win: | 202 | WON-LOST | WINNING | LAST 10 | STRENGTH OF | OPP. STRENGTH | TEAM | ADJ | CONF. | ADJ CONF. | |
|-------------------|-------------|----------------|----------------|----------------|-------------|---------------|----------------|----------------|-------|----------------|----------------|
| Average RPI Loss: | 146 | RECORD | PCT. RANK | GAMES | SCHEDULE | OF SCHEDULE | RPI | RPI | RPI | RPI | |
| DIV. I ONLY | 15- 12 | .55556 | 134 | 4- 6 | 210 | 162 | 164 | .50227 | 168 | 11 | 11 |
| DIV. I NON-CONF. | 9- 4 | .69231 | 85 | 0- 0 | 224 | 203 | 134 | .52657 | 135 | 12 | 12 |
| <hr/> | | | | | | | | | | | |
| TOTALS | RPI 1-25 | RPI 26-50 | | W-L RECORDS | | RPI 51-100 | | RPI 101-150 | | RPI 150+ | |
| 15- 12 | 0- 1 | 0- 0 | | OVERALL | | 1- 3 | | 3- 2 | | 11- 6 | |
| 5- 4 | 0- 1 | 0- 0 | | HOME | | 0- 2 | | 0- 1 | | 5- 0 | |
| 4- 5 | 0- 0 | 0- 0 | | AWAY | | 1- 1 | | 0- 0 | | 3- 4 | |
| 6- 3 | 0- 0 | 0- 0 | | NEUTRAL | | 0- 0 | | 3- 1 | | 3- 2 | |
| <hr/> | | | | | | | | | | | |
| 9- 4 | 0- 0 | 0- 0 | | NON-CONFERENCE | | 0- 0 | | 3- 1 | | 6- 3 | |
| 1- 0 | 0- 0 | 0- 0 | | HOME | | 0- 0 | | 0- 0 | | 1- 0 | |
| 2- 1 | 0- 0 | 0- 0 | | AWAY | | 0- 0 | | 0- 0 | | 2- 1 | |
| 6- 3 | 0- 0 | 0- 0 | | NEUTRAL | | 0- 0 | | 3- 1 | | 3- 2 | |
| <hr/> | | | | | | | | | | | |
| 6- 8 | 0- 1 | 0- 0 | | CONFERENCE | | 1- 3 | | 0- 1 | | 5- 3 | |
| 4- 4 | 0- 1 | 0- 0 | | HOME | | 0- 2 | | 0- 1 | | 4- 0 | |
| 2- 4 | 0- 0 | 0- 0 | | AWAY | | 1- 1 | | 0- 0 | | 1- 3 | |
| 0- 0 | 0- 0 | 0- 0 | | NEUTRAL | | 0- 0 | | 0- 0 | | 0- 0 | |
| <hr/> | | | | | | | | | | | |
| RPI S | Opponent | Score | RPI S | Opponent | Score | RPI S | Opponent | Score | RPI S | Opponent | Score |
| 20 H | Western Ky. | 1 <div>3</div> | | | | 61 H | Rice | 0 <div>3</div> | 118 H | Southern Miss. | 0 <div>3</div> |
| | | | | | | 77 A | UTSA | 3 1 | 128 N | ETSU | 0 <div>3</div> |
| | | | | | | 89 A | Fla. Atlantic | 0 <div>3</div> | 132 N | Indiana St. | 3 1 |
| | | | | | | 100 H | North Texas | 1 <div>3</div> | 133 N | Boston College | 3 2 |
| | | | | | | | | | 146 N | Samford | 3 0 |
| | | | | | | | | | 158 A | FIU | 1 <div>3</div> |
| | | | | | | | | | 165 N | New Hampshire | 1 <div>3</div> |
| | | | | | | | | | 169 N | Wake Forest | 3 1 |
| | | | | | | | | | 177 A | West Virginia | 2 <div>3</div> |
| | | | | | | | | | 182 A | High Point | 3 2 |
| | | | | | | | | | 195 A | Charlotte | 2 <div>3</div> |
| | | | | | | | | | 195 H | Charlotte | 3 2 |
| | | | | | | | | | 204 A | UTEP | 3 2 |
| | | | | | | | | | 219 H | Middle Tenn. | 3 1 |
| | | | | | | | | | 226 N | Stony Brook | 3 2 |
| | | | | | | | | | 232 H | Eastern Ky. | 3 1 |
| | | | | | | | | | 250 H | Louisiana Tech | 3 0 |
| | | | | | | | | | 261 N | Davidson | 2 <div>3</div> |
| | | | | | | | | | 281 A | Morehead St. | 3 0 |
| | | | | | | | | | 284 A | UAB | 2 <div>3</div> |
| | | | | | | | | | 284 H | UAB | 3 1 |
| | | | | | | | | | 303 N | Canisius | 3 0 |
| <hr/> | | | | | | | | | | | |
| LAST 10 GAMES | | | | | | | | | | | |
| | 61 H | Rice | 0 <div>3</div> | | 77 A | UTSA | 3 1 | | | | |
| | 118 H | Southern Miss. | 0 <div>3</div> | | 204 A | UTEP | 3 2 | | | | |
| | 284 A | UAB | 2 <div>3</div> | | 100 H | North Texas | 1 <div>3</div> | | | | |
| | 195 A | Charlotte | 2 <div>3</div> | | 284 H | UAB | 3 1 | | | | |
| | 219 H | Middle Tenn. | 3 1 | | 89 A | Fla. Atlantic | 0 <div>3</div> | | | | |

Non-Div. I Games:

Marshall

| Average RPI Win: | | 202 | WON-LOST | WINNING | LAST 10 | STRENGTH OF | | OPP. STRENGTH | TEAM | ADJ | CONF. | ADJ CONF. |
|-------------------|-------------|----------|-----------|----------------|----------------|-------------|---------------|---------------|-------------|--------------------|----------|-----------|
| Average RPI Loss: | | 82 | RECORD | PCT. RANK | GAMES | SCHEDULE | | OF SCHEDULE | RPI | RPI | RPI | RPI |
| DIV. I ONLY | | | 11- 15 | .42308 | 211 | 2- 8 | | 117 | 87 | 169 | .50092 | 169 |
| DIV. I NON-CONF. | | | 8- 4 | .66667 | 98 | 0- 0 | | 208 | 231 | 139 | .52241 | 140 |
| TOTALS | | RPI 1-25 | RPI 26-50 | | W-L RECORDS | | RPI 51-100 | | RPI 101-150 | | RPI 150+ | |
| 11- 15 | 0- 2 | | 1- 5 | | OVERALL | | 0- 4 | | 2- 1 | | 8- 3 | |
| 3- 6 | 0- 1 | | 1- 2 | | HOME | | 0- 2 | | 1- 0 | | 1- 1 | |
| 5- 6 | 0- 1 | | 0- 2 | | AWAY | | 0- 2 | | 1- 1 | | 4- 0 | |
| 3- 3 | 0- 0 | | 0- 1 | | NEUTRAL | | 0- 0 | | 0- 0 | | 3- 2 | |
| 8- 4 | 0- 0 | | 0- 1 | | NON-CONFERENCE | | 0- 0 | | 2- 0 | | 6- 3 | |
| 2- 1 | 0- 0 | | 0- 0 | | HOME | | 0- 0 | | 1- 0 | | 1- 1 | |
| 3- 0 | 0- 0 | | 0- 0 | | AWAY | | 0- 0 | | 1- 0 | | 2- 0 | |
| 3- 3 | 0- 0 | | 0- 1 | | NEUTRAL | | 0- 0 | | 0- 0 | | 3- 2 | |
| 3- 11 | 0- 2 | | 1- 4 | | CONFERENCE | | 0- 4 | | 0- 1 | | 2- 0 | |
| 1- 5 | 0- 1 | | 1- 2 | | HOME | | 0- 2 | | 0- 0 | | 0- 0 | |
| 2- 6 | 0- 1 | | 0- 2 | | AWAY | | 0- 2 | | 0- 1 | | 2- 0 | |
| 0- 0 | 0- 0 | | 0- 0 | | NEUTRAL | | 0- 0 | | 0- 0 | | 0- 0 | |
| RPI S | Opponent | Score | RPI S | Opponent | Score | RPI S | Opponent | Score | RPI S | Opponent | Score | |
| 19 A | Louisville | 0 3 | 27 A | North Carolina | 0 3 | 81 A | Georgia Tech | 2 3 | 104 H | Hofstra | 3 2 | |
| 21 H | Florida St. | 0 3 | 30 H | Miami (FL) | 1 3 | 87 A | Duke | 0 3 | 108 A | Loyola Chicago | 3 0 | |
| | | | 38 N | Northwestern | 0 3 | 87 H | Duke | 1 3 | 143 A | North Carolina St. | 1 3 | |
| | | | 43 H | Pittsburgh | 0 3 | 91 H | Virginia Tech | 1 3 | 165 N | New Hampshire | 1 3 | |
| | | | 47 A | Virginia | 0 3 | | | | 168 N | Marshall | 1 3 | |
| | | | 47 H | Virginia | 3 2 | | | | 178 H | VCU | 1 3 | |
| | | | | | | | | | 182 A | High Point | 3 1 | |
| | | | | | | | | | 202 A | Notre Dame | 3 1 | |
| | | | | | | | | | 206 H | Georgia | 3 1 | |
| | | | | | | | | | 209 A | Clemson | 3 2 | |
| | | | | | | | | | 261 N | Davidson | 3 0 | |
| | | | | | | | | | 263 A | Elon | 3 1 | |
| | | | | | | | | | 309 N | Charleston So. | 3 0 | |
| | | | | | | | | | 328 N | N.C. Central | 3 2 | |
| LAST 10 GAMES | | | | | | | | | | | | |
| | | | 81 A | Georgia Tech | 2 3 | 91 H | Virginia Tech | 1 3 | | | | |
| | | | 209 A | Clemson | 3 2 | 202 A | Notre Dame | 3 1 | | | | |
| | | | 47 A | Virginia | 0 3 | 19 A | Louisville | 0 3 | | | | |
| | | | 87 H | Duke | 1 3 | 21 H | Florida St. | 0 3 | | | | |
| | | | 43 H | Pittsburgh | 0 3 | 30 H | Miami (FL) | 1 3 | | | | |

Non-Div. I Games:

Wake Forest

| | | | | | | | | | | | |
|-------------------|----------------|-----------|-----------|--------------------|-------------|---------------|--------------------|-------------|-------|--------------------|-------|
| Average RPI Win: | 202 | WON-LOST | WINNING | LAST 10 | STRENGTH OF | OPP. STRENGTH | TEAM | ADJ | CONF. | ADJ CONF. | |
| Average RPI Loss: | 121 | RECORD | PCT. RANK | GAMES | SCHEDULE | OF SCHEDULE | RPI | RPI | RPI | RPI | |
| DIV. I ONLY | 12- 14 | .46154 | 194 | 4- 6 | 136 | 151 | 170 | .5005 | 170 | 12 | 12 |
| DIV. I NON-CONF. | 8- 5 | .61538 | 125 | 0- 0 | 119 | 167 | 111 | .54352 | 111 | 13 | 13 |
| <hr/> | | | | | | | | | | | |
| TOTALS | RPI 1-25 | RPI 26-50 | | W-L RECORDS | | RPI 51-100 | | RPI 101-150 | | RPI 150+ | |
| 12- 14 | 0- 0 | 0- 1 | | OVERALL | | 1- 6 | | 3- 3 | | 8- 4 | |
| 5- 4 | 0- 0 | 0- 0 | | HOME | | 0- 2 | | 0- 1 | | 5- 1 | |
| 5- 6 | 0- 0 | 0- 0 | | AWAY | | 1- 2 | | 1- 2 | | 3- 2 | |
| 2- 4 | 0- 0 | 0- 1 | | NEUTRAL | | 0- 2 | | 2- 0 | | 0- 1 | |
| <hr/> | | | | | | | | | | | |
| 8- 5 | 0- 0 | 0- 1 | | NON-CONFERENCE | | 0- 2 | | 3- 1 | | 5- 1 | |
| 3- 0 | 0- 0 | 0- 0 | | HOME | | 0- 0 | | 0- 0 | | 3- 0 | |
| 3- 1 | 0- 0 | 0- 0 | | AWAY | | 0- 0 | | 1- 1 | | 2- 0 | |
| 2- 4 | 0- 0 | 0- 1 | | NEUTRAL | | 0- 2 | | 2- 0 | | 0- 1 | |
| <hr/> | | | | | | | | | | | |
| 4- 9 | 0- 0 | 0- 0 | | CONFERENCE | | 1- 4 | | 0- 2 | | 3- 3 | |
| 2- 4 | 0- 0 | 0- 0 | | HOME | | 0- 2 | | 0- 1 | | 2- 1 | |
| 2- 5 | 0- 0 | 0- 0 | | AWAY | | 1- 2 | | 0- 1 | | 1- 2 | |
| 0- 0 | 0- 0 | 0- 0 | | NEUTRAL | | 0- 0 | | 0- 0 | | 0- 0 | |
| <hr/> | | | | | | | | | | | |
| RPI S | Opponent | Score | RPI S | Opponent | Score | RPI S | Opponent | Score | RPI S | Opponent | Score |
| 49 N | Michigan St. | 0 3 | 52 N | Southern Ill. | 2 3 | 104 H | Hofstra | 0 3 | 104 H | Hofstra | 0 3 |
| | | | 63 A | James Madison | 0 3 | 110 A | Col. of Charleston | 2 3 | 110 A | Col. of Charleston | 2 3 |
| | | | 63 H | James Madison | 0 3 | 111 A | UCF | 3 2 | 111 A | UCF | 3 2 |
| | | | 64 A | UNCW | 0 3 | 133 N | Boston College | 3 2 | 133 N | Boston College | 3 2 |
| | | | 75 N | Ole Miss | 0 3 | 137 N | Jacksonville | 3 1 | 137 N | Jacksonville | 3 1 |
| | | | 79 A | Towson | 3 2 | 143 A | North Carolina St. | 0 3 | 143 A | North Carolina St. | 0 3 |
| | | | 79 H | Towson | 2 3 | 151 N | Northern Colo. | 2 3 | 151 N | Northern Colo. | 2 3 |
| | | | | | | 165 A | New Hampshire | 3 0 | 165 A | New Hampshire | 3 0 |
| | | | | | | 207 A | Penn | 3 1 | 207 A | Penn | 3 1 |
| | | | | | | 224 H | Sacred Heart | 3 2 | 224 H | Sacred Heart | 3 2 |
| | | | | | | 244 A | William & Mary | 0 3 | 244 A | William & Mary | 0 3 |
| | | | | | | 244 H | William & Mary | 1 3 | 244 H | William & Mary | 1 3 |
| | | | | | | 248 A | Northeastern | 1 3 | 248 A | Northeastern | 1 3 |
| | | | | | | 248 H | Northeastern | 3 1 | 248 H | Northeastern | 3 1 |
| | | | | | | 263 A | Elon | 3 1 | 263 A | Elon | 3 1 |
| | | | | | | 263 H | Elon | 3 2 | 263 H | Elon | 3 2 |
| | | | | | | 283 H | Morgan St. | 3 0 | 283 H | Morgan St. | 3 0 |
| | | | | | | 310 H | Loyola Maryland | 3 0 | 310 H | Loyola Maryland | 3 0 |
| <hr/> | | | | | | | | | | | |
| LAST 10 GAMES | | | | | | | | | | | |
| 248 A | Northeastern | 1 3 | 248 H | Northeastern | 3 1 | | | | | | |
| 244 H | William & Mary | 1 3 | 104 H | Hofstra | 0 3 | | | | | | |
| 263 H | Elon | 3 2 | 244 A | William & Mary | 0 3 | | | | | | |
| 63 A | James Madison | 0 3 | 263 A | Elon | 3 1 | | | | | | |
| 79 A | Towson | 3 2 | 110 A | Col. of Charleston | 2 3 | | | | | | |

Non-Div. I Games:

Delaware

| Average RPI Win: 215 | | WON-LOST | WINNING | LAST 10 | STRENGTH OF | | OPP. STRENGTH | TEAM | ADJ | CONF. | ADJ CONF. | | |
|----------------------|-------------|----------|-----------|----------------|-------------|-------|-------------------|-------|-------------|----------------------|-----------|---|---|
| Average RPI Loss: 79 | | RECORD | PCT. RANK | GAMES | SCHEDULE | | OF SCHEDULE | RPI | RPI | RPI | RPI | | |
| DIV. I ONLY | | 10- 16 | .38462 | 229 | 3- 7 | | 97 | 99 | 174 | .50007 | 172 | 5 | 5 |
| DIV. I NON-CONF. | | 7- 6 | .53846 | 152 | 0- 0 | | 177 | 237 | 172 | .49948 | 171 | 4 | 4 |
| TOTALS | | RPI 1-25 | RPI 26-50 | | W-L RECORDS | | RPI 51-100 | | RPI 101-150 | | RPI 150+ | | |
| 10- 16 | 0- 3 | 1- 2 | | OVERALL | | 1- 6 | | 0- 4 | | 8- 1 | | | |
| 7- 6 | 0- 3 | 1- 0 | | HOME | | 1- 2 | | 0- 1 | | 5- 0 | | | |
| 1- 8 | 0- 0 | 0- 1 | | AWAY | | 0- 4 | | 0- 3 | | 1- 0 | | | |
| 2- 2 | 0- 0 | 0- 1 | | NEUTRAL | | 0- 0 | | 0- 0 | | 2- 1 | | | |
| 7- 6 | 0- 0 | 0- 2 | | NON-CONFERENCE | | 0- 1 | | 0- 2 | | 7- 1 | | | |
| 5- 2 | 0- 0 | 0- 0 | | HOME | | 0- 1 | | 0- 1 | | 5- 0 | | | |
| 0- 2 | 0- 0 | 0- 1 | | AWAY | | 0- 0 | | 0- 1 | | 0- 0 | | | |
| 2- 2 | 0- 0 | 0- 1 | | NEUTRAL | | 0- 0 | | 0- 0 | | 2- 1 | | | |
| 3- 10 | 0- 3 | 1- 0 | | CONFERENCE | | 1- 5 | | 0- 2 | | 1- 0 | | | |
| 2- 4 | 0- 3 | 1- 0 | | HOME | | 1- 1 | | 0- 0 | | 0- 0 | | | |
| 1- 6 | 0- 0 | 0- 0 | | AWAY | | 0- 4 | | 0- 2 | | 1- 0 | | | |
| 0- 0 | 0- 0 | 0- 0 | | NEUTRAL | | 0- 0 | | 0- 0 | | 0- 0 | | | |
| RPI S | Opponent | Score | RPI S | Opponent | Score | RPI S | Opponent | Score | RPI S | Opponent | Score | | |
| 4 | H Florida | 0 3 | 36 | A Michigan | 0 3 | 73 | A Auburn | 1 3 | 114 | A LSU | 0 3 | | |
| 13 | H Kentucky | 0 3 | 41 | H Arkansas | 3 1 | 73 | H Auburn | 0 3 | 115 | A Furman | 1 3 | | |
| 16 | H Texas A&M | 2 3 | 43 | N Pittsburgh | 1 3 | 75 | A Ole Miss | 1 3 | 126 | A Mississippi St. | 2 3 | | |
| | | | | | | 75 | H Ole Miss | 3 0 | 143 | H North Carolina St. | 0 3 | | |
| | | | | | | 88 | A Alabama | 1 3 | 161 | N Western Mich. | 1 3 | | |
| | | | | | | 92 | H Coastal Caro. | 1 3 | 206 | A Georgia | 3 0 | | |
| | | | | | | 98 | A Tennessee | 2 3 | 209 | N Clemson | 3 1 | | |
| | | | | | | | | | 212 | H Wofford | 3 0 | | |
| | | | | | | | | | 253 | N Winthrop | 3 2 | | |
| | | | | | | | | | 254 | H East Carolina | 3 0 | | |
| | | | | | | | | | 260 | H Southeastern La. | 3 0 | | |
| | | | | | | | | | 309 | H Charleston So. | 3 1 | | |
| | | | | | | | | | 328 | H N.C. Central | 3 0 | | |
| LAST 10 GAMES | | | | | | | | | | | | | |
| | | | 88 | A Alabama | 1 3 | 98 | A Tennessee | 2 3 | | | | | |
| | | | 73 | A Auburn | 1 3 | 206 | A Georgia | 3 0 | | | | | |
| | | | 75 | H Ole Miss | 3 0 | 16 | H Texas A&M | 2 3 | | | | | |
| | | | 4 | H Florida | 0 3 | 73 | H Auburn | 0 3 | | | | | |
| | | | 41 | H Arkansas | 3 1 | 126 | A Mississippi St. | 2 3 | | | | | |

Non-Div. I Games:

South Carolina

| Average RPI Win: 226 | | WON-LOST RECORD | | WINNING PCT. RANK | | LAST 10 GAMES | | STRENGTH OF SCHEDULE | | OPP. STRENGTH OF SCHEDULE | | TEAM RPI | | ADJ RPI | | CONF. RPI | | ADJ CONF. RPI | |
|----------------------|----------|-----------------|--|-------------------|----------------|----------------|---|----------------------|----------------|---------------------------|---|---------------|----------------------|------------|---|-----------|--|---------------|--|
| DIV. I ONLY | | 13- 13 | | .5 170 | | 9- 1 | | 166 | | 154 | | 172 | | .49934 173 | | 18 | | 18 | |
| DIV. I NON-CONF. | | 3- 9 | | .25 270 | | 0- 0 | | 110 | | 136 | | 225 | | .45772 224 | | 14 | | 14 | |
| TOTALS | | RPI 1-25 | | RPI 26-50 | | W-L RECORDS | | RPI 51-100 | | RPI 101-150 | | RPI 150+ | | | | | | | |
| 13- 13 | | 0- 0 | | 0- 3 | | OVERALL | | 1- 4 | | 1- 4 | | 11- 2 | | | | | | | |
| 8- 3 | | 0- 0 | | 0- 0 | | HOME | | 1- 1 | | 1- 2 | | 6- 0 | | | | | | | |
| 4- 5 | | 0- 0 | | 0- 2 | | AWAY | | 0- 1 | | 0- 1 | | 4- 1 | | | | | | | |
| 1- 5 | | 0- 0 | | 0- 1 | | NEUTRAL | | 0- 2 | | 0- 1 | | 1- 1 | | | | | | | |
| 3- 9 | | 0- 0 | | 0- 2 | | NON-CONFERENCE | | 0- 3 | | 1- 3 | | 2- 1 | | | | | | | |
| 1- 2 | | 0- 0 | | 0- 0 | | HOME | | 0- 1 | | 1- 1 | | 0- 0 | | | | | | | |
| 1- 2 | | 0- 0 | | 0- 1 | | AWAY | | 0- 0 | | 0- 1 | | 1- 0 | | | | | | | |
| 1- 5 | | 0- 0 | | 0- 1 | | NEUTRAL | | 0- 2 | | 0- 1 | | 1- 1 | | | | | | | |
| 10- 4 | | 0- 0 | | 0- 1 | | CONFERENCE | | 1- 1 | | 0- 1 | | 9- 1 | | | | | | | |
| 7- 1 | | 0- 0 | | 0- 0 | | HOME | | 1- 0 | | 0- 1 | | 6- 0 | | | | | | | |
| 3- 3 | | 0- 0 | | 0- 1 | | AWAY | | 0- 1 | | 0- 0 | | 3- 1 | | | | | | | |
| 0- 0 | | 0- 0 | | 0- 0 | | NEUTRAL | | 0- 0 | | 0- 0 | | 0- 0 | | | | | | | |
| RPI S | Opponent | Score | | RPI S | Opponent | Score | | RPI S | Opponent | Score | | RPI S | Opponent | Score | | | | | |
| | | | | 32 A | Hawaii | 0 | 3 | 54 A | Idaho St. | 0 | 3 | 109 A | Portland | 0 | 3 | | | | |
| | | | | 33 N | Wichita St. | 0 | 3 | 78 H | Sacramento St. | 3 | 2 | 127 H | UC Irvine | 2 | 3 | | | | |
| | | | | 50 A | Northern Ariz. | 1 | 3 | 79 N | Towson | 2 | 3 | 135 H | North Dakota | 2 | 3 | | | | |
| | | | | | | | | 90 H | Washington St. | 0 | 3 | 141 N | Oregon St. | 0 | 3 | | | | |
| | | | | | | | | 95 N | Cal Poly | 1 | 3 | 149 H | Seattle | 3 | 0 | | | | |
| | | | | | | | | | | | | 151 H | Northern Colo. | 3 | 1 | | | | |
| | | | | | | | | | | | | 179 A | Eastern Wash. | 0 | 3 | | | | |
| | | | | | | | | | | | | 179 H | Eastern Wash. | 3 | 1 | | | | |
| | | | | | | | | | | | | 183 H | Southern Utah | 3 | 1 | | | | |
| | | | | | | | | | | | | 222 N | Western Caro. | 1 | 3 | | | | |
| | | | | | | | | | | | | 228 H | Portland St. | 3 | 2 | | | | |
| | | | | | | | | | | | | 258 A | Montana | 3 | 2 | | | | |
| | | | | | | | | | | | | 258 H | Montana | 3 | 1 | | | | |
| | | | | | | | | | | | | 273 A | Weber St. | 3 | 1 | | | | |
| | | | | | | | | | | | | 290 A | Tennessee Tech | 3 | 0 | | | | |
| | | | | | | | | | | | | 291 A | Montana St. | 3 | 0 | | | | |
| | | | | | | | | | | | | 291 H | Montana St. | 3 | 0 | | | | |
| | | | | | | | | | | | | 314 N | St. Francis Brooklyn | 3 | 0 | | | | |
| LAST 10 GAMES | | | | LAST 10 GAMES | | | | LAST 10 GAMES | | | | LAST 10 GAMES | | | | | | | |
| | | | | 179 H | Eastern Wash. | 3 | 1 | 273 A | Weber St. | 3 | 1 | | | | | | | | |
| | | | | 183 H | Southern Utah | 3 | 1 | 291 A | Montana St. | 3 | 0 | | | | | | | | |
| | | | | 258 H | Montana | 3 | 1 | 258 A | Montana | 3 | 2 | | | | | | | | |
| | | | | 291 H | Montana St. | 3 | 0 | 78 H | Sacramento St. | 3 | 2 | | | | | | | | |
| | | | | 54 A | Idaho St. | 0 | 3 | 228 H | Portland St. | 3 | 2 | | | | | | | | |

Non-Div. I Games:

Idaho

| Average RPI Win: | | 238 | WON-LOST RECORD | | WINNING PCT. RANK | | LAST 10 GAMES | | STRENGTH OF SCHEDULE | | OPP. STRENGTH OF SCHEDULE | | TEAM RPI | | ADJ RPI | | CONF. RPI | | ADJ CONF. RPI | | | | |
|-----------------------|---|--------------|-----------------|-----------|-------------------|----------------|---------------|------------|----------------------|-------------|---------------------------|---------------------|----------|------------------|------------|-------|-----------|-----|---------------|--|--|--|--|
| DIV. I ONLY | | | 14- 16 | | .46667 189 | | 5- 5 | | 132 | | 195 | | 173 | | .49928 174 | | 15 | | 15 | | | | |
| DIV. I NON-CONF. | | | 7- 8 | | .46667 180 | | 1- 1 | | 167 | | 216 | | 188 | | .48615 187 | | 16 | | 16 | | | | |
| TOTALS | | RPI 1-25 | | RPI 26-50 | | W-L RECORDS | | RPI 51-100 | | RPI 101-150 | | RPI 150+ | | | | | | | | | | | |
| 14- 16 | | 0- 2 | | 0- 1 | | OVERALL | | 0- 4 | | 4- 7 | | 10- 2 | | | | | | | | | | | |
| 11- 4 | | 0- 1 | | 0- 0 | | HOME | | 0- 1 | | 4- 2 | | 7- 0 | | | | | | | | | | | |
| 2- 9 | | 0- 1 | | 0- 0 | | AWAY | | 0- 2 | | 0- 4 | | 2- 2 | | | | | | | | | | | |
| 1- 3 | | 0- 0 | | 0- 1 | | NEUTRAL | | 0- 1 | | 0- 1 | | 1- 0 | | | | | | | | | | | |
| 7- 8 | | 0- 0 | | 0- 1 | | NON-CONFERENCE | | 0- 3 | | 2- 2 | | 5- 2 | | | | | | | | | | | |
| 6- 1 | | 0- 0 | | 0- 0 | | HOME | | 0- 0 | | 2- 1 | | 4- 0 | | | | | | | | | | | |
| 0- 4 | | 0- 0 | | 0- 0 | | AWAY | | 0- 2 | | 0- 0 | | 0- 2 | | | | | | | | | | | |
| 1- 3 | | 0- 0 | | 0- 1 | | NEUTRAL | | 0- 1 | | 0- 1 | | 1- 0 | | | | | | | | | | | |
| 7- 8 | | 0- 2 | | 0- 0 | | CONFERENCE | | 0- 1 | | 2- 5 | | 5- 0 | | | | | | | | | | | |
| 5- 3 | | 0- 1 | | 0- 0 | | HOME | | 0- 1 | | 2- 1 | | 3- 0 | | | | | | | | | | | |
| 2- 5 | | 0- 1 | | 0- 0 | | AWAY | | 0- 0 | | 0- 4 | | 2- 0 | | | | | | | | | | | |
| 0- 0 | | 0- 0 | | 0- 0 | | NEUTRAL | | 0- 0 | | 0- 0 | | 0- 0 | | | | | | | | | | | |
| RPI | S | Opponent | | Score | | RPI | S | Opponent | | Score | | RPI | S | Opponent | | Score | | | | | | | |
| 22 | A | Arkansas St. | | 0 3 | | 47 | N | Virginia | | 1 3 | | 70 | N | Saint Louis | | 0 3 | | | | | | | |
| 22 | H | Arkansas St. | | 2 3 | | | | | | | | 71 | H | Appalachian St. | | 2 3 | | | | | | | |
| | | | | | | | | | | | | 84 | A | Chattanooga | | 1 3 | | | | | | | |
| | | | | | | | | | | | | 88 | A | Alabama | | 0 3 | | | | | | | |
| | | | | | | | | | | | | 113 | A | Texas St. | | 0 3 | | | | | | | |
| | | | | | | | | | | | | 113 | H | Texas St. | | 1 3 | | | | | | | |
| | | | | | | | | | | | | 122 | A | Texas-Arlington | | 2 3 | | | | | | | |
| | | | | | | | | | | | | 126 | H | Mississippi St. | | 1 3 | | | | | | | |
| | | | | | | | | | | | | 128 | H | ETSU | | 3 1 | | | | | | | |
| | | | | | | | | | | | | 134 | N | Valparaiso | | 0 3 | | | | | | | |
| | | | | | | | | | | | | 139 | H | CSU Bakersfield | | 3 1 | | | | | | | |
| | | | | | | | | | | | | 142 | A | Little Rock | | 0 3 | | | | | | | |
| | | | | | | | | | | | | 142 | H | Little Rock | | 3 0 | | | | | | | |
| | | | | | | | | | | | | 148 | A | South Ala. | | 1 3 | | | | | | | |
| | | | | | | | | | | | | 148 | H | South Ala. | | 3 2 | | | | | | | |
| | | | | | | | | | | | | 232 | N | Eastern Ky. | | 3 1 | | | | | | | |
| | | | | | | | | | | | | 246 | A | La.-Monroe | | 3 1 | | | | | | | |
| | | | | | | | | | | | | 246 | H | La.-Monroe | | 3 0 | | | | | | | |
| | | | | | | | | | | | | 251 | A | Mercer | | 1 3 | | | | | | | |
| | | | | | | | | | | | | 259 | H | Georgia St. | | 3 1 | | | | | | | |
| | | | | | | | | | | | | 260 | A | Southeastern La. | | 1 3 | | | | | | | |
| | | | | | | | | | | | | 284 | H | UAB | | 3 2 | | | | | | | |
| | | | | | | | | | | | | 292 | A | La.-Lafayette | | 3 2 | | | | | | | |
| | | | | | | | | | | | | 292 | H | La.-Lafayette | | 3 1 | | | | | | | |
| | | | | | | | | | | | | 298 | H | Florida A&M | | 3 2 | | | | | | | |
| | | | | | | | | | | | | 302 | H | Alabama St. | | 3 0 | | | | | | | |
| | | | | | | | | | | | | 317 | H | Alabama A&M | | 3 0 | | | | | | | |
| LAST 10 GAMES | | | | | | | | | | | | | | | | | | | | | | | |
| 142 H Little Rock | | | | | | 3 0 | | | | | | 113 H Texas St. | | | | | | 1 3 | | | | | |
| 126 H Mississippi St. | | | | | | 1 3 | | | | | | 292 A La.-Lafayette | | | | | | 3 2 | | | | | |
| 113 A Texas St. | | | | | | 0 3 | | | | | | 246 A La.-Monroe | | | | | | 3 1 | | | | | |
| 122 A Texas-Arlington | | | | | | 2 3 | | | | | | 298 H Florida A&M | | | | | | 3 2 | | | | | |
| 148 A South Ala. | | | | | | 1 3 | | | | | | 292 H La.-Lafayette | | | | | | 3 1 | | | | | |

Non-Div. I Games:

Troy

| Average RPI Win: 207 | | WON-LOST RECORD | | WINNING PCT. RANK | | LAST 10 GAMES | | STRENGTH OF SCHEDULE | | OPP. STRENGTH OF SCHEDULE | | TEAM RPI | | ADJ RPI | | CONF. RPI | | ADJ CONF. RPI | |
|----------------------|-------------|-----------------|---|-------------------|-----------|---------------------|---|----------------------|------------|---------------------------|---|----------|------------------|------------|---|-----------|--|---------------|--|
| DIV. I ONLY | | 13- 12 | | .52 162 | | 4- 6 | | 218 | | 97 | | 175 | | .49837 175 | | 10 | | 10 | |
| DIV. I NON-CONF. | | 7- 5 | | .58333 137 | | 0- 0 | | 131 | | 134 | | 123 | | .53358 124 | | 10 | | 10 | |
| TOTALS | | RPI 1-25 | | RPI 26-50 | | W-L RECORDS | | RPI 51-100 | | RPI 101-150 | | RPI 150+ | | | | | | | |
| 13- 12 | | 0- 2 | | 0- 2 | | OVERALL | | 0- 1 | | 3- 2 | | 10- 5 | | | | | | | |
| 10- 1 | | 0- 0 | | 0- 1 | | HOME | | 0- 0 | | 3- 0 | | 7- 0 | | | | | | | |
| 2- 8 | | 0- 1 | | 0- 1 | | AWAY | | 0- 1 | | 0- 2 | | 2- 3 | | | | | | | |
| 1- 3 | | 0- 1 | | 0- 0 | | NEUTRAL | | 0- 0 | | 0- 0 | | 1- 2 | | | | | | | |
| 7- 5 | | 0- 2 | | 0- 0 | | NON-CONFERENCE | | 0- 1 | | 2- 0 | | 5- 2 | | | | | | | |
| 6- 0 | | 0- 0 | | 0- 0 | | HOME | | 0- 0 | | 2- 0 | | 4- 0 | | | | | | | |
| 0- 2 | | 0- 1 | | 0- 0 | | AWAY | | 0- 1 | | 0- 0 | | 0- 0 | | | | | | | |
| 1- 3 | | 0- 1 | | 0- 0 | | NEUTRAL | | 0- 0 | | 0- 0 | | 1- 2 | | | | | | | |
| 6- 7 | | 0- 0 | | 0- 2 | | CONFERENCE | | 0- 0 | | 1- 2 | | 5- 3 | | | | | | | |
| 4- 1 | | 0- 0 | | 0- 1 | | HOME | | 0- 0 | | 1- 0 | | 3- 0 | | | | | | | |
| 2- 6 | | 0- 0 | | 0- 1 | | AWAY | | 0- 0 | | 0- 2 | | 2- 3 | | | | | | | |
| 0- 0 | | 0- 0 | | 0- 0 | | NEUTRAL | | 0- 0 | | 0- 0 | | 0- 0 | | | | | | | |
| RPI S | Opponent | Score | | RPI S | Opponent | Score | | RPI S | Opponent | Score | | RPI S | Opponent | Score | | | | | |
| 17 N | Illinois | 1 | 3 | 45 A | Boise St. | 1 | 3 | 51 A | Kansas St. | 0 | 3 | 102 A | New Mexico | 1 | 3 | | | | |
| 25 A | Arizona St. | 0 | 3 | 45 H | Boise St. | 0 | 3 | | | | | 130 H | Central Ark. | 3 | 1 | | | | |
| | | | | | | | | | | | | 140 H | Seton Hall | 3 | 0 | | | | |
| | | | | | | | | | | | | 144 A | San Diego St. | 0 | 3 | | | | |
| | | | | | | | | | | | | 144 H | San Diego St. | 3 | 1 | | | | |
| | | | | | | | | | | | | 159 N | California | 2 | 3 | | | | |
| | | | | | | | | | | | | 162 N | Green Bay | 1 | 3 | | | | |
| | | | | | | | | | | | | 167 A | Nevada | 1 | 3 | | | | |
| | | | | | | | | | | | | 167 H | Nevada | 3 | 0 | | | | |
| | | | | | | | | | | | | 176 H | Oral Roberts | 3 | 1 | | | | |
| | | | | | | | | | | | | 184 H | Omaha | 3 | 0 | | | | |
| | | | | | | | | | | | | 189 A | Air Force | 0 | 3 | | | | |
| | | | | | | | | | | | | 205 A | Fresno St. | 2 | 3 | | | | |
| | | | | | | | | | | | | 225 A | San Jose St. | 3 | 1 | | | | |
| | | | | | | | | | | | | 225 H | San Jose St. | 3 | 1 | | | | |
| | | | | | | | | | | | | 228 H | Portland St. | 3 | 2 | | | | |
| | | | | | | | | | | | | 252 A | Utah St. | 3 | 2 | | | | |
| | | | | | | | | | | | | 252 H | Utah St. | 3 | 1 | | | | |
| | | | | | | | | | | | | 260 H | Southeastern La. | 3 | 0 | | | | |
| | | | | | | | | | | | | 311 N | Texas Southern | 3 | 0 | | | | |
| LAST 10 GAMES | | | | | | | | | | | | | | | | | | | |
| 144 A San Diego St. | | | | 0 | 3 | 205 A Fresno St. | | | | 2 | 3 | | | | | | | | |
| 167 A Nevada | | | | 1 | 3 | 102 A New Mexico | | | | 1 | 3 | | | | | | | | |
| 45 H Boise St. | | | | 0 | 3 | 189 A Air Force | | | | 0 | 3 | | | | | | | | |
| 252 H Utah St. | | | | 3 | 1 | 167 H Nevada | | | | 3 | 0 | | | | | | | | |
| 225 A San Jose St. | | | | 3 | 1 | 144 H San Diego St. | | | | 3 | 1 | | | | | | | | |

Non-Div. I Games:

UNLV

| | | | | | | | | | | | |
|-------------------|----------|-----------|-----------|------------------|-------------|---------------|--------------|-------------|-------|------------------|-------|
| Average RPI Win: | 214 | WON-LOST | WINNING | LAST 10 | STRENGTH OF | OPP. STRENGTH | TEAM | ADJ | CONF. | ADJ CONF. | |
| Average RPI Loss: | 136 | RECORD | PCT. RANK | GAMES | SCHEDULE | OF SCHEDULE | RPI | RPI | RPI | RPI | |
| DIV. I ONLY | 14- 12 | .53846 | 143 | 5- 5 | 231 | 165 | 180 | .49823 | 176 | 21 | 21 |
| DIV. I NON-CONF. | 6- 7 | .46154 | 185 | 0- 0 | 97 | 130 | 144 | .51759 | 143 | 20 | 20 |
| <hr/> | | | | | | | | | | | |
| TOTALS | RPI 1-25 | RPI 26-50 | | W-L RECORDS | | RPI 51-100 | | RPI 101-150 | | RPI 150+ | |
| 14- 12 | 0- 0 | 2- 1 | | OVERALL | | 0- 3 | | 2- 3 | | 10- 5 | |
| 4- 4 | 0- 0 | 0- 0 | | HOME | | 0- 0 | | 1- 2 | | 3- 2 | |
| 4- 6 | 0- 0 | 0- 1 | | AWAY | | 0- 2 | | 1- 1 | | 3- 2 | |
| 6- 2 | 0- 0 | 2- 0 | | NEUTRAL | | 0- 1 | | 0- 0 | | 4- 1 | |
| <hr/> | | | | | | | | | | | |
| 6- 7 | 0- 0 | 2- 1 | | NON-CONFERENCE | | 0- 2 | | 0- 2 | | 4- 2 | |
| 0- 2 | 0- 0 | 0- 0 | | HOME | | 0- 0 | | 0- 2 | | 0- 0 | |
| 0- 3 | 0- 0 | 0- 1 | | AWAY | | 0- 1 | | 0- 0 | | 0- 1 | |
| 6- 2 | 0- 0 | 2- 0 | | NEUTRAL | | 0- 1 | | 0- 0 | | 4- 1 | |
| <hr/> | | | | | | | | | | | |
| 8- 5 | 0- 0 | 0- 0 | | CONFERENCE | | 0- 1 | | 2- 1 | | 6- 3 | |
| 4- 2 | 0- 0 | 0- 0 | | HOME | | 0- 0 | | 1- 0 | | 3- 2 | |
| 4- 3 | 0- 0 | 0- 0 | | AWAY | | 0- 1 | | 1- 1 | | 3- 1 | |
| 0- 0 | 0- 0 | 0- 0 | | NEUTRAL | | 0- 0 | | 0- 0 | | 0- 0 | |
| <hr/> | | | | | | | | | | | |
| RPI S | Opponent | Score | RPI S | Opponent | Score | RPI S | Opponent | Score | RPI S | Opponent | Score |
| | | | 29 N | Marquette | 3 2 | 75 A | Ole Miss | 0 3 | 107 H | Tulsa | 0 3 |
| | | | 30 N | Miami (FL) | 3 1 | 97 A | Denver | 1 3 | 119 A | IUPUI | 2 3 |
| | | | 40 A | Missouri St. | 1 3 | 100 N | North Texas | 1 3 | 119 H | IUPUI | 3 1 |
| | | | | | | | | | 120 A | North Dakota St. | 3 1 |
| | | | | | | | | | 122 H | Texas-Arlington | 1 3 |
| | | | | | | | | | 175 A | UNLV | 1 3 |
| | | | | | | | | | 184 H | Omaha | 0 3 |
| | | | | | | | | | 190 N | Houston Baptist | 3 1 |
| | | | | | | | | | 194 A | South Dakota | 2 3 |
| | | | | | | | | | 194 H | South Dakota | 1 3 |
| | | | | | | | | | 228 N | Portland St. | 0 3 |
| | | | | | | | | | 260 N | Southeastern La. | 3 1 |
| | | | | | | | | | 270 N | Tennessee St. | 3 0 |
| | | | | | | | | | 271 A | South Dakota St. | 3 2 |
| | | | | | | | | | 271 H | South Dakota St. | 3 2 |
| | | | | | | | | | 274 A | IPFW | 3 1 |
| | | | | | | | | | 274 H | IPFW | 3 0 |
| | | | | | | | | | 276 N | Northwestern St. | 3 1 |
| | | | | | | | | | 305 A | Western Ill. | 3 1 |
| | | | | | | | | | 305 H | Western Ill. | 3 2 |
| <hr/> | | | | | | | | | | | |
| LAST 10 GAMES | | | | | | | | | | | |
| | | | 305 A | Western Ill. | 3 1 | 305 H | Western Ill. | 3 2 | | | |
| | | | 119 A | IUPUI | 2 3 | 97 A | Denver | 1 3 | | | |
| | | | 274 A | IPFW | 3 1 | 194 A | South Dakota | 2 3 | | | |
| | | | 271 H | South Dakota St. | 3 2 | 184 H | Omaha | 0 3 | | | |
| | | | 194 H | South Dakota | 1 3 | 274 H | IPFW | 3 0 | | | |

Non-Div. I Games:

Oral Roberts

| Average RPI Win: | | 193 | WON-LOST RECORD | | WINNING PCT. RANK | | LAST 10 GAMES | | STRENGTH OF SCHEDULE | | OPP. STRENGTH OF SCHEDULE | | TEAM RPI | | ADJ RPI | | CONF. RPI | | ADJ CONF. RPI | |
|------------------|---|----------|-----------------|-----------|-------------------|----------------|---------------|------------|----------------------|-------------|---------------------------|----------|----------|------------|------------|-------|-----------|--|---------------|--|
| DIV. I ONLY | | | 5- 18 | | .21739 296 | | 0- 9 | | 19 | | 78 | | 177 | | .49757 177 | | 2 | | 2 | |
| DIV. I NON-CONF. | | | 5- 8 | | .38462 228 | | 0- 1 | | 82 | | 192 | | 177 | | .49563 177 | | 3 | | 3 | |
| TOTALS | | RPI 1-25 | | RPI 26-50 | | W-L RECORDS | | RPI 51-100 | | RPI 101-150 | | RPI 150+ | | | | | | | | |
| 5- 18 | | 0- 4 | | 0- 4 | | OVERALL | | 1- 3 | | 0- 3 | | 4- 4 | | | | | | | | |
| 1- 6 | | 0- 1 | | 0- 2 | | HOME | | 0- 1 | | 0- 0 | | 1- 2 | | | | | | | | |
| 1- 8 | | 0- 3 | | 0- 2 | | AWAY | | 0- 1 | | 0- 1 | | 1- 1 | | | | | | | | |
| 3- 4 | | 0- 0 | | 0- 0 | | NEUTRAL | | 1- 1 | | 0- 2 | | 2- 1 | | | | | | | | |
| 5- 8 | | 0- 0 | | 0- 1 | | NON-CONFERENCE | | 1- 1 | | 0- 3 | | 4- 3 | | | | | | | | |
| 1- 1 | | 0- 0 | | 0- 0 | | HOME | | 0- 0 | | 0- 0 | | 1- 1 | | | | | | | | |
| 1- 3 | | 0- 0 | | 0- 1 | | AWAY | | 0- 0 | | 0- 1 | | 1- 1 | | | | | | | | |
| 3- 4 | | 0- 0 | | 0- 0 | | NEUTRAL | | 1- 1 | | 0- 2 | | 2- 1 | | | | | | | | |
| 0- 10 | | 0- 4 | | 0- 3 | | CONFERENCE | | 0- 2 | | 0- 0 | | 0- 1 | | | | | | | | |
| 0- 5 | | 0- 1 | | 0- 2 | | HOME | | 0- 1 | | 0- 0 | | 0- 1 | | | | | | | | |
| 0- 5 | | 0- 3 | | 0- 1 | | AWAY | | 0- 1 | | 0- 0 | | 0- 0 | | | | | | | | |
| 0- 0 | | 0- 0 | | 0- 0 | | NEUTRAL | | 0- 0 | | 0- 0 | | 0- 0 | | | | | | | | |
| RPI | S | Opponent | | Score | | RPI | S | Opponent | | Score | | RPI | S | Opponent | | Score | | | | |
| 3 | A | Texas | | 0 3 | | 36 | A | Michigan | | 0 3 | | 51 | A | Kansas St. | | 0 3 | | | | |
| 3 | H | Texas | | 0 3 | | 37 | A | Baylor | | 0 3 | | 51 | H | Kansas St. | | 0 3 | | | | |
| 6 | A | Kansas | | 0 3 | | 37 | H | Baylor | | 0 3 | | 86 | N | Oakland | | 3 2 | | | | |
| 14 | A | Iowa St. | | 0 3 | | 42 | H | TCU | | 1 3 | | 99 | N | Murray St. | | 1 3 | | | | |
| | | | | | | | | | | | | | | | | | | | | |
| | | | | | | | | | | | | | | | | | | | | |
| | | | | | | | | | | | | | | | | | | | | |
| | | | | | | | | | | | | | | | | | | | | |
| | | | | | | | | | | | | | | | | | | | | |
| | | | | | | | | | | | | | | | | | | | | |
| | | | | | | | | | | | | | | | | | | | | |
| | | | | | | | | | | | | | | | | | | | | |
| | | | | | | | | | | | | | | | | | | | | |
| | | | | | | | | | | | | | | | | | | | | |
| | | | | | | | | | | | | | | | | | | | | |
| | | | | | | | | | | | | | | | | | | | | |
| | | | | | | | | | | | | | | | | | | | | |
| | | | | | | | | | | | | | | | | | | | | |
| | | | | | | | | | | | | | | | | | | | | |
| | | | | | | | | | | | | | | | | | | | | |
| | | | | | | | | | | | | | | | | | | | | |
| | | | | | | | | | | | | | | | | | | | | |
| | | | | | | | | | | | | | | | | | | | | |
| | | | | | | | | | | | | | | | | | | | | |
| | | | | | | | | | | | | | | | | | | | | |
| | | | | | | | | | | | | | | | | | | | | |
| | | | | | | | | | | | | | | | | | | | | |
| | | | | | | | | | | | | | | | | | | | | |
| | | | | | | | | | | | | | | | | | | | | |
| | | | | | | | | | | | | | | | | | | | | |
| | | | | | | | | | | | | | | | | | | | | |
| | | | | | | | | | | | | | | | | | | | | |
| | | | | | | | | | | | | | | | | | | | | |
| | | | | | | | | | | | | | | | | | | | | |
| | | | | | | | | | | | | | | | | | | | | |
| | | | | | | | | | | | | | | | | | | | | |
| | | | | | | | | | | | | | | | | | | | | |
| | | | | | | | | | | | | | | | | | | | | |
| | | | | | | | | | | | | | | | | | | | | |
| | | | | | | | | | | | | | | | | | | | | |
| | | | | | | | | | | | | | | | | | | | | |
| | | | | | | | | | | | | | | | | | | | | |
| | | | | | | | | | | | | | | | | | | | | |
| | | | | | | | | | | | | | | | | | | | | |
| | | | | | | | | | | | | | | | | | | | | |
| | | | | | | | | | | | | | | | | | | | | |
| | | | | | | | | | | | | | | | | | | | | |
| | | | | | | | | | | | | | | | | | | | | |
| | | | | | | | | | | | | | | | | | | | | |
| | | | | | | | | | | | | | | | | | | | | |
| | | | | | | | | | | | | | | | | | | | | |
| | | | | | | | | | | | | | | | | | | | | |
| | | | | | | | | | | | | | | | | | | | | |
| | | | | | | | | | | | | | | | | | | | | |
| | | | | | | | | | | | | | | | | | | | | |
| | | | | | | | | | | | | | | | | | | | | |
| | | | | | | | | | | | | | | | | | | | | |
| | | | | | | | | | | | | | | | | | | | | |
| | | | | | | | | | | | | | | | | | | | | |
| | | | | | | | | | | | | | | | | | | | | |
| | | | | | | | | | | | | | | | | | | | | |
| | | | | | | | | | | | | | | | | | | | | |
| | | | | | | | | | | | | | | | | | | | | |
| | | | | | | | | | | | | | | | | | | | | |
| | | | | | | | | | | | | | | | | | | | | |
| | | | | | | | | | | | | | | | | | | | | |
| | | | | | | | | | | | | | | | | | | | | |
| | | | | | | | | | | | | | | | | | | | | |
| | | | | | | | | | | | | | | | | | | | | |
| | | | | | | | | | | | | | | | | | | | | |
| | | | | | | | | | | | | | | | | | | | | |
| | | | | | | | | | | | | | | | | | | | | |
| | | | | | | | | | | | | | | | | | | | | |
| | | | | | | | | | | | | | | | | | | | | |
| | | | | | | | | | | | | | | | | | | | | |
| | | | | | | | | | | | | | | | | | | | | |
| | | | | | | | | | | | | | | | | | | | | |
| | | | | | | | | | | | | | | | | | | | | |
| | | | | | | | | | | | | | | | | | | | | |
| | | | | | | | | | | | | | | | | | | | | |
| | | | | | | | | | | | | | | | | | | | | |
| | | | | | | | | | | | | | | | | | | | | |
| | | | | | | | | | | | | | | | | | | | | |
| | | | | | | | | | | | | | | | | | | | | |
| | | | | | | | | | | | | | | | | | | | | |
| | | | | | | | | | | | | | | | | | | | | |
| | | | | | | | | | | | | | | | | | | | | |
| | | | | | | | | | | | | | | | | | | | | |
| | | | | | | | | | | | | | | | | | | | | |
| | | | | | | | | | | | | | | | | | | | | |
| | | | | | | | | | | | | | | | | | | | | |
| | | | | | | | | | | | | | | | | | | | | |
| | | | | | | | | | | | | | | | | | | | | |
| | | | | | | | | | | | | | | | | | | | | |
| | | | | | | | | | | | | | | | | | | | | |
| | | | | | | | | | | | | | | | | | | | | |
| | | | | | | | | | | | | | | | | | | | | |
| | | | | | | | | | | | | | | | | | | | | |
| | | | | | | | | | | | | | | | | | | | | |
| | | | | | | | | | | | | | | | | | | | | |
| | | | | | | | | | | | | | | | | | | | | |
| | | | | | | | | | | | | | | | | | | | | |
| | | | | | | | | | | | | | | | | | | | | |
| | | | | | | | | | | | | | | | | | | | | |
| | | | | | | | | | | | | | | | | | | | | |
| | | | | | | | | | | | | | | | | | | | | |
| | | | | | | | | | | | | | | | | | | | | |
| | | | | | | | | | | | | | | | | | | | | |
| | | | | | | | | | | | | | | | | | | | | |
| | | | | | | | | | | | | | | | | | | | | |
| | | | | | | | | | | | | | | | | | | | | |
| | | | | | | | | | | | | | | | | | | | | |
| | | | | | | | | | | | | | | | | | | | | |
| | | | | | | | | | | | | | | | | | | | | |
| | | | | | | | | | | | | | | | | | | | | |
| | | | | | | | | | | | | </ | | | | | | | | |

Non-Div. I Games:

West Virginia

| Average RPI Win: | 223 | WON-LOST RECORD | WINNING PCT. RANK | LAST 10 GAMES | STRENGTH OF SCHEDULE | OPP. STRENGTH OF SCHEDULE | TEAM RPI | ADJ RPI | CONF. RPI | ADJ CONF. RPI | | | | |
|------------------|----------|-----------------|-------------------|----------------|----------------------|---------------------------|----------|-------------|-----------|---------------|----|-----------------|-------|---|
| DIV. I ONLY | | 13- 14 | .48148 | 180 | 7- 3 | 164 | 137 | 178 | .49732 | 178 | 17 | 16 | | |
| DIV. I NON-CONF. | | 6- 9 | .4 | 216 | 0- 1 | 143 | 94 | 187 | .48629 | 186 | 18 | 17 | | |
| <hr/> | | | | | | | | | | | | | | |
| TOTALS | RPI 1-25 | RPI 26-50 | | W-L RECORDS | | RPI 51-100 | | RPI 101-150 | | RPI 150+ | | | | |
| 13- 14 | 0- 1 | 0- 3 | | OVERALL | | 1- 4 | | 1- 3 | | 11- 3 | | | | |
| 5- 2 | 0- 0 | 0- 0 | | HOME | | 0- 0 | | 0- 1 | | 5- 1 | | | | |
| 6- 6 | 0- 0 | 0- 3 | | AWAY | | 1- 1 | | 0- 1 | | 5- 1 | | | | |
| 2- 6 | 0- 1 | 0- 0 | | NEUTRAL | | 0- 3 | | 1- 1 | | 1- 1 | | | | |
| <hr/> | | | | | | | | | | | | | | |
| 6- 9 | 0- 1 | 0- 2 | | NON-CONFERENCE | | 0- 3 | | 1- 2 | | 5- 1 | | | | |
| 2- 0 | 0- 0 | 0- 0 | | HOME | | 0- 0 | | 0- 0 | | 2- 0 | | | | |
| 2- 3 | 0- 0 | 0- 2 | | AWAY | | 0- 0 | | 0- 1 | | 2- 0 | | | | |
| 2- 6 | 0- 1 | 0- 0 | | NEUTRAL | | 0- 3 | | 1- 1 | | 1- 1 | | | | |
| <hr/> | | | | | | | | | | | | | | |
| 7- 5 | 0- 0 | 0- 1 | | CONFERENCE | | 1- 1 | | 0- 1 | | 6- 2 | | | | |
| 3- 2 | 0- 0 | 0- 0 | | HOME | | 0- 0 | | 0- 1 | | 3- 1 | | | | |
| 4- 3 | 0- 0 | 0- 1 | | AWAY | | 1- 1 | | 0- 0 | | 3- 1 | | | | |
| 0- 0 | 0- 0 | 0- 0 | | NEUTRAL | | 0- 0 | | 0- 0 | | 0- 0 | | | | |
| <hr/> | | | | | | | | | | | | | | |
| RPI | S | Opponent | Score | | RPI | S | Opponent | Score | | RPI | S | Opponent | Score | |
| 14 | N | Iowa St. | 0 | 3 | 34 | A | Purdue | 0 | 3 | 51 | N | Kansas St. | 1 | 3 |
| | | | | | 35 | A | Dayton | 1 | 3 | 56 | N | Ohio | 0 | 3 |
| | | | | | 47 | A | Virginia | 1 | 3 | 70 | A | Saint Louis | 3 | 2 |
| | | | | | | | | | | 71 | N | Appalachian St. | 0 | 3 |
| | | | | | | | | | | 93 | A | Rhode Island | 1 | 3 |
| | | | | | | | | | | | | | | |
| | | | | | | | | | | | | | | |
| | | | | | | | | | | | | | | |
| | | | | | | | | | | | | | | |
| | | | | | | | | | | | | | | |
| | | | | | | | | | | | | | | |
| | | | | | | | | | | | | | | |
| | | | | | | | | | | | | | | |
| | | | | | | | | | | | | | | |
| | | | | | | | | | | | | | | |
| | | | | | | | | | | | | | | |
| | | | | | | | | | | | | | | |
| | | | | | | | | | | | | | | |
| | | | | | | | | | | | | | | |
| | | | | | | | | | | | | | | |
| | | | | | | | | | | | | | | |
| | | | | | | | | | | | | | | |
| | | | | | | | | | | | | | | |
| | | | | | | | | | | | | | | |
| | | | | | | | | | | | | | | |
| | | | | | | | | | | | | | | |
| | | | | | | | | | | | | | | |
| | | | | | | | | | | | | | | |
| | | | | | | | | | | | | | | |
| | | | | | | | | | | | | | | |
| | | | | | | | | | | | | | | |
| | | | | | | | | | | | | | | |
| | | | | | | | | | | | | | | |
| | | | | | | | | | | | | | | |
| | | | | | | | | | | | | | | |
| | | | | | | | | | | | | | | |
| | | | | | | | | | | | | | | |
| | | | | | | | | | | | | | | |
| | | | | | | | | | | | | | | |
| | | | | | | | | | | | | | | |
| | | | | | | | | | | | | | | |
| | | | | | | | | | | | | | | |
| | | | | | | | | | | | | | | |
| | | | | | | | | | | | | | | |
| | | | | | | | | | | | | | | |
| | | | | | | | | | | | | | | |
| | | | | | | | | | | | | | | |
| | | | | | | | | | | | | | | |
| | | | | | | | | | | | | | | |
| | | | | | | | | | | | | | | |
| | | | | | | | | | | | | | | |
| | | | | | | | | | | | | | | |
| | | | | | | | | | | | | | | |
| | | | | | | | | | | | | | | |
| | | | | | | | | | | | | | | |
| | | | | | | | | | | | | | | |
| | | | | | | | | | | | | | | |
| | | | | | | | | | | | | | | |
| | | | | | | | | | | | | | | |
| | | | | | | | | | | | | | | |
| | | | | | | | | | | | | | | |
| | | | | | | | | | | | | | | |
| | | | | | | | | | | | | | | |
| | | | | | | | | | | | | | | |

Non-Div. I Games:

VCU

[illegible]

| | | | |
|-------------------|--------|---|---|
| Non-Div. I Games: | Corban | 3 | 0 |
|-------------------|--------|---|---|

Eastern Wash.

| Average RPI Win: | | 248 | WON-LOST RECORD | | WINNING PCT. RANK | | LAST 10 GAMES | | STRENGTH OF SCHEDULE | | OPP. STRENGTH OF SCHEDULE | | TEAM RPI | | ADJ RPI | | CONF. RPI | | ADJ CONF. RPI | |
|------------------|---|-------------------|-----------------|-----------|-------------------|----------------|---------------|------------------|----------------------|-------------|---------------------------|----------|----------|-------------------|------------|-------|-----------|--|---------------|--|
| DIV. I ONLY | | | 14- 12 | | .53846 143 | | 7- 3 | | 194 | | 224 | | 176 | | .49654 180 | | 27 | | 27 | |
| DIV. I NON-CONF. | | | 3- 9 | | .25 270 | | 0- 1 | | 61 | | 111 | | 193 | | .48171 193 | | 26 | | 25 | |
| TOTALS | | RPI 1-25 | | RPI 26-50 | | W-L RECORDS | | RPI 51-100 | | RPI 101-150 | | RPI 150+ | | | | | | | | |
| 14- 12 | | 0- 1 | | 0- 0 | | OVERALL | | 0- 4 | | 1- 4 | | 13- 3 | | | | | | | | |
| 9- 4 | | 0- 1 | | 0- 0 | | HOME | | 0- 1 | | 1- 1 | | 8- 1 | | | | | | | | |
| 4- 5 | | 0- 0 | | 0- 0 | | AWAY | | 0- 3 | | 0- 0 | | 4- 2 | | | | | | | | |
| 1- 3 | | 0- 0 | | 0- 0 | | NEUTRAL | | 0- 0 | | 0- 3 | | 1- 0 | | | | | | | | |
| 3- 9 | | 0- 1 | | 0- 0 | | NON-CONFERENCE | | 0- 3 | | 1- 4 | | 2- 1 | | | | | | | | |
| 2- 3 | | 0- 1 | | 0- 0 | | HOME | | 0- 1 | | 1- 1 | | 1- 0 | | | | | | | | |
| 0- 3 | | 0- 0 | | 0- 0 | | AWAY | | 0- 2 | | 0- 0 | | 0- 1 | | | | | | | | |
| 1- 3 | | 0- 0 | | 0- 0 | | NEUTRAL | | 0- 0 | | 0- 3 | | 1- 0 | | | | | | | | |
| 11- 3 | | 0- 0 | | 0- 0 | | CONFERENCE | | 0- 1 | | 0- 0 | | 11- 2 | | | | | | | | |
| 7- 1 | | 0- 0 | | 0- 0 | | HOME | | 0- 0 | | 0- 0 | | 7- 1 | | | | | | | | |
| 4- 2 | | 0- 0 | | 0- 0 | | AWAY | | 0- 1 | | 0- 0 | | 4- 1 | | | | | | | | |
| 0- 0 | | 0- 0 | | 0- 0 | | NEUTRAL | | 0- 0 | | 0- 0 | | 0- 0 | | | | | | | | |
| RPI | S | Opponent | | Score | | RPI | S | Opponent | | Score | | RPI | S | Opponent | | Score | | | | |
| 20 | H | Western Ky. | | 0 3 | | | | | | | | 102 | N | New Mexico | | 0 3 | | | | |
| | | | | | | | | | | | | 118 | N | Southern Miss. | | 1 3 | | | | |
| | | | | | | | | | | | | 131 | N | Albany (NY) | | 2 3 | | | | |
| | | | | | | | | | | | | 138 | H | Memphis | | 3 2 | | | | |
| | | | | | | | | | | | | 148 | H | South Ala. | | 1 3 | | | | |
| | | | | | | | | | | | | 185 | H | Eastern Ill. | | 3 1 | | | | |
| | | | | | | | | | | | | 188 | A | Ball St. | | 2 3 | | | | |
| | | | | | | | | | | | | 204 | H | UTEP | | 3 1 | | | | |
| | | | | | | | | | | | | 227 | N | Buffalo | | 3 0 | | | | |
| | | | | | | | | | | | | 232 | A | Eastern Ky. | | 3 0 | | | | |
| | | | | | | | | | | | | 232 | H | Eastern Ky. | | 3 0 | | | | |
| | | | | | | | | | | | | 247 | H | Southeast Mo. St. | | 3 0 | | | | |
| | | | | | | | | | | | | 267 | H | UT Martin | | 3 1 | | | | |
| | | | | | | | | | | | | 270 | H | Tennessee St. | | 2 3 | | | | |
| | | | | | | | | | | | | 281 | A | Morehead St. | | 3 2 | | | | |
| | | | | | | | | | | | | 281 | H | Morehead St. | | 3 0 | | | | |
| | | | | | | | | | | | | 286 | A | Austin Peay | | 3 0 | | | | |
| | | | | | | | | | | | | 290 | A | Tennessee Tech | | 2 3 | | | | |
| | | | | | | | | | | | | 290 | H | Tennessee Tech | | 3 1 | | | | |
| | | | | | | | | | | | | 301 | A | Jacksonville St. | | 3 0 | | | | |
| | | | | | | | | | | | | 301 | H | Jacksonville St. | | 3 0 | | | | |
| LAST 10 GAMES | | | | | | | | | | | | | | | | | | | | |
| 290 A | | Tennessee Tech | | 2 3 | | 267 H | | UT Martin | | 3 1 | | | | | | | | | | |
| 301 A | | Jacksonville St. | | 3 0 | | 59 A | | Lipscomb | | 2 3 | | | | | | | | | | |
| 232 H | | Eastern Ky. | | 3 0 | | 286 A | | Austin Peay | | 3 0 | | | | | | | | | | |
| 281 H | | Morehead St. | | 3 0 | | 99 A | | Murray St. | | 0 3 | | | | | | | | | | |
| 247 H | | Southeast Mo. St. | | 3 0 | | 301 H | | Jacksonville St. | | 3 0 | | | | | | | | | | |

Non-Div. I Games:

Belmont

Y
a
l
e

| Yale | | | | | Through Games Of Though Nov. 8, 2015 | | | | | | | |
|---|----------|--------------------|----------------------|------------------|--------------------------------------|------------------------------|--------------|------------|--------------|-------------------|-------|----------|
| Average RPI Win: 210 Average RPI Loss: 158 | | WON-LOST RECORD | WINNING PCT. RANK | LAST 10 GAMES | STRENGTH OF SCHEDULE | OPP. STRENGTH OF SCHEDULE | TEAM RPI | ADJ RPI | CONF. RPI | ADJ CONF. RPI | | |
| DIV. I ONLY | | 12- 9 | .57143 | 127 | 5- 5 | 259 | 176 | 182 | .49389 | 181 | 22 | 22 |
| DIV. I NON-CONF. | | 5- 4 | .55556 | 144 | 0- 0 | 233 | 78 | 170 | .50058 | 169 | 23 | 23 |
| <hr/> | | | | | | | | | | | | |
| TOTALS | | RPI 1-25 | | RPI 26-50 | | W-L RECORDS | | RPI 51-100 | | RPI 101-150 | | RPI 150+ |
| 12- 9 | 0- 0 | | | 0- 0 | OVERALL | | 1- 1 | | 2- 4 | | 9- 4 | |
| 6- 2 | 0- 0 | | | 0- 0 | HOME | | 1- 1 | | 1- 0 | | 4- 1 | |
| 3- 6 | 0- 0 | | | 0- 0 | AWAY | | 0- 0 | | 0- 3 | | 3- 3 | |
| 3- 1 | 0- 0 | | | 0- 0 | NEUTRAL | | 0- 0 | | 1- 1 | | 2- 0 | |
| <hr/> | | | | | | | | | | | | |
| 5- 4 | 0- 0 | | | 0- 0 | NON-CONFERENCE | | 1- 1 | | 1- 2 | | 3- 1 | |
| 1- 2 | 0- 0 | | | 0- 0 | HOME | | 1- 1 | | 0- 0 | | 0- 1 | |
| 1- 1 | 0- 0 | | | 0- 0 | AWAY | | 0- 0 | | 0- 1 | | 1- 0 | |
| 3- 1 | 0- 0 | | | 0- 0 | NEUTRAL | | 0- 0 | | 1- 1 | | 2- 0 | |
| <hr/> | | | | | | | | | | | | |
| 7- 5 | 0- 0 | | | 0- 0 | CONFERENCE | | 0- 0 | | 1- 2 | | 6- 3 | |
| 5- 0 | 0- 0 | | | 0- 0 | HOME | | 0- 0 | | 1- 0 | | 4- 0 | |
| 2- 5 | 0- 0 | | | 0- 0 | AWAY | | 0- 0 | | 0- 2 | | 2- 3 | |
| 0- 0 | 0- 0 | | | 0- 0 | NEUTRAL | | 0- 0 | | 0- 0 | | 0- 0 | |
| <hr/> | | | | | | | | | | | | |
| RPI S | Opponent | Score | RPI S | Opponent | Score | RPI S | Opponent | Score | RPI S | Opponent | Score | |
| | | | | | | 61 H | Rice | 2 3 | 106 A | San Francisco | 0 3 | |
| | | | | | | 93 H | Rhode Island | 3 1 | 120 N | North Dakota St. | 1 3 | |
| | | | | | | | | | 131 N | Albany (NY) | 3 1 | |
| | | | | | | | | | 136 A | Princeton | 1 3 | |
| | | | | | | | | | 136 H | Princeton | 3 0 | |
| | | | | | | | | | 147 A | Harvard | 0 3 | |
| | | | | | | | | | 155 A | Dartmouth | 1 3 | |
| | | | | | | | | | 187 N | Rutgers | 3 1 | |
| | | | | | | | | | 201 H | UC Santa Barbara | 1 3 | |
| | | | | | | | | | 207 A | Penn | 3 1 | |
| | | | | | | | | | 207 H | Penn | 3 1 | |
| | | | | | | | | | 210 A | Colgate | 3 0 | |
| | | | | | | | | | 243 A | Brown | 1 3 | |
| | | | | | | | | | 243 H | Brown | 3 1 | |
| | | | | | | | | | 255 A | Columbia | 2 3 | |
| | | | | | | | | | 255 H | Columbia | 3 1 | |
| | | | | | | | | | 278 A | Cornell | 3 2 | |
| | | | | | | | | | 278 H | Cornell | 3 2 | |
| | | | | | | | | | 296 N | Cal St. Fullerton | 3 0 | |
| | | | | | | LAST 10 GAMES | | | | | | |
| | | | | | | 207 A | Penn | 3 1 | 136 H | Princeton | 3 0 | |
| | | | | | | 136 A | Princeton | 1 3 | 207 H | Penn | 3 1 | |
| | | | | | | 255 A | Columbia | 2 3 | 147 A | Harvard | 0 3 | |
| | | | | | | 278 A | Cornell | 3 2 | 155 A | Dartmouth | 1 3 | |
| | | | | | | 243 A | Brown | 1 3 | 278 H | Cornell | 3 2 | |

Y
a
l
e

Non-Div. I Games:

Yale

| Average RPI Win: | 263 | WON-LOST | WINNING | LAST 10 | STRENGTH OF | OPP. STRENGTH | TEAM | ADJ | CONF. | ADJ CONF. | |
|-------------------|----------|-----------|---------------------|----------------|-------------|--------------------------|----------|-------------|--------------------------|-----------|-------|
| Average RPI Loss: | 162 | RECORD | PCT. RANK | GAMES | SCHEDULE | OF SCHEDULE | RPI | RPI | RPI | RPI | |
| DIV. I ONLY | 20- 8 | .71429 | 62 | 9- 1 | 306 | 267 | 181 | .49236 | 182 | 26 | 26 |
| DIV. I NON-CONF. | 10- 6 | .625 | 124 | 0- 0 | 323 | 262 | 241 | .44601 | 241 | 27 | 27 |
| <hr/> | | | | | | | | | | | |
| TOTALS | RPI 1-25 | RPI 26-50 | | W-L RECORDS | | RPI 51-100 | | RPI 101-150 | | RPI 150+ | |
| 20- 8 | 0- 0 | 0- 0 | | OVERALL | | 0- 1 | | 1- 3 | | 19- 4 | |
| 10- 3 | 0- 0 | 0- 0 | | HOME | | 0- 0 | | 1- 0 | | 9- 3 | |
| 7- 4 | 0- 0 | 0- 0 | | AWAY | | 0- 1 | | 0- 2 | | 7- 1 | |
| 3- 1 | 0- 0 | 0- 0 | | NEUTRAL | | 0- 0 | | 0- 1 | | 3- 0 | |
| <hr/> | | | | | | | | | | | |
| 10- 6 | 0- 0 | 0- 0 | | NON-CONFERENCE | | 0- 0 | | 0- 2 | | 10- 4 | |
| 5- 3 | 0- 0 | 0- 0 | | HOME | | 0- 0 | | 0- 0 | | 5- 3 | |
| 2- 2 | 0- 0 | 0- 0 | | AWAY | | 0- 0 | | 0- 1 | | 2- 1 | |
| 3- 1 | 0- 0 | 0- 0 | | NEUTRAL | | 0- 0 | | 0- 1 | | 3- 0 | |
| <hr/> | | | | | | | | | | | |
| 10- 2 | 0- 0 | 0- 0 | | CONFERENCE | | 0- 1 | | 1- 1 | | 9- 0 | |
| 5- 0 | 0- 0 | 0- 0 | | HOME | | 0- 0 | | 1- 0 | | 4- 0 | |
| 5- 2 | 0- 0 | 0- 0 | | AWAY | | 0- 1 | | 0- 1 | | 5- 0 | |
| 0- 0 | 0- 0 | 0- 0 | | NEUTRAL | | 0- 0 | | 0- 0 | | 0- 0 | |
| <hr/> | | | | | | | | | | | |
| RPI S | Opponent | Score | RPI S | Opponent | Score | RPI S | Opponent | Score | RPI S | Opponent | Score |
| | | | | | | 92 A Coastal Caro. | 1 | 3 | 121 A UNCG | 1 | 3 |
| | | | | | | 138 N Memphis | 0 | 3 | | | |
| | | | | | | 145 A Liberty | 1 | 3 | | | |
| | | | | | | 145 H Liberty | 3 | 1 | | | |
| | | | | | | 168 H Marshall | 2 | 3 | | | |
| | | | | | | 169 H Wake Forest | 1 | 3 | | | |
| | | | | | | 206 A Georgia | 0 | 3 | | | |
| | | | | | | 212 N Wofford | 3 | 2 | | | |
| | | | | | | 220 A Campbell | 3 | 1 | | | |
| | | | | | | 220 H Campbell | 3 | 2 | | | |
| | | | | | | 222 A Western Caro. | 3 | 0 | | | |
| | | | | | | 223 A Radford | 3 | 2 | | | |
| | | | | | | 223 H Radford | 3 | 1 | | | |
| | | | | | | 253 H Winthrop | 3 | 1 | | | |
| | | | | | | 256 A UNC Asheville | 3 | 2 | | | |
| | | | | | | 259 H Georgia St. | 2 | 3 | | | |
| | | | | | | 261 H Davidson | 3 | 1 | | | |
| | | | | | | 263 H Elon | 3 | 2 | | | |
| | | | | | | 275 N Fordham | 3 | 0 | | | |
| | | | | | | 280 N Coppin St. | 3 | 0 | | | |
| | | | | | | 307 A Gardner-Webb | 3 | 0 | | | |
| | | | | | | 308 H Presbyterian | 3 | 0 | | | |
| | | | | | | 309 A Charleston So. | 3 | 0 | | | |
| | | | | | | 310 H Loyola Maryland | 3 | 1 | | | |
| | | | | | | 321 A Saint Francis (PA) | 3 | 0 | | | |
| | | | | | | 324 H N.C. A&T | 3 | 0 | | | |
| | | | | | | 329 H South Carolina St. | 3 | 0 | | | |
| | | | | | | | | | LAST 10 GAMES | | |
| | | | 223 A Radford | 3 | 2 | 309 A Charleston So. | 3 | 0 | 309 A Charleston So. | 3 | 0 |
| | | | 145 A Liberty | 1 | 3 | 308 H Presbyterian | 3 | 0 | 310 H Loyola Maryland | 3 | 1 |
| | | | 307 A Gardner-Webb | 3 | 0 | 253 H Winthrop | 3 | 1 | 321 A Saint Francis (PA) | 3 | 0 |
| | | | 256 A UNC Asheville | 3 | 2 | 145 H Liberty | 3 | 1 | 324 H N.C. A&T | 3 | 0 |
| | | | 220 A Campbell | 3 | 1 | 223 H Radford | 3 | 1 | 329 H South Carolina St. | 3 | 0 |

Non-Div. I Games:

High Point

| Average RPI Win: | 245 | WON-LOST | WINNING | LAST 10 | STRENGTH OF | OPP. STRENGTH | TEAM | ADJ | CONF. | ADJ CONF. | |
|-------------------|----------|-----------|-----------|----------------|-------------|---------------|----------------|--------|----------|-----------------|-------|
| Average RPI Loss: | 109 | RECORD | PCT. RANK | GAMES | SCHEDULE | OF SCHEDULE | RPI | RPI | RPI | RPI | |
| DIV. I ONLY | 15- 12 | .55556 | 134 | 5- 5 | 243 | 201 | 183 | .49223 | 183 | 18 | 18 |
| DIV. I NON-CONF. | 9- 4 | .69231 | 85 | 0- 0 | 280 | 236 | 171 | .49977 | 170 | 14 | 14 |
| <hr/> | | | | | | | | | | | |
| TOTALS | RPI 1-25 | RPI 26-50 | | W-L RECORDS | RPI 51-100 | | RPI 101-150 | | RPI 150+ | | |
| 15- 12 | 0- 0 | 0- 2 | | OVERALL | 0- 4 | | 2- 2 | | 13- 4 | | |
| 2- 4 | 0- 0 | 0- 1 | | HOME | 0- 1 | | 0- 1 | | 2- 1 | | |
| 6- 5 | 0- 0 | 0- 1 | | AWAY | 0- 1 | | 1- 0 | | 5- 2 | | |
| 7- 3 | 0- 0 | 0- 0 | | NEUTRAL | 0- 1 | | 1- 1 | | 6- 1 | | |
| <hr/> | | | | | | | | | | | |
| 9- 4 | 0- 0 | 0- 0 | | NON-CONFERENCE | 0- 1 | | 2- 1 | | 7- 2 | | |
| 0- 0 | 0- 0 | 0- 0 | | HOME | 0- 0 | | 0- 0 | | 0- 0 | | |
| 2- 1 | 0- 0 | 0- 0 | | AWAY | 0- 0 | | 1- 0 | | 1- 1 | | |
| 7- 3 | 0- 0 | 0- 0 | | NEUTRAL | 0- 1 | | 1- 1 | | 6- 1 | | |
| <hr/> | | | | | | | | | | | |
| 6- 8 | 0- 0 | 0- 2 | | CONFERENCE | 0- 3 | | 0- 1 | | 6- 2 | | |
| 2- 4 | 0- 0 | 0- 1 | | HOME | 0- 1 | | 0- 1 | | 2- 1 | | |
| 4- 4 | 0- 0 | 0- 1 | | AWAY | 0- 2 | | 0- 0 | | 4- 1 | | |
| 0- 0 | 0- 0 | 0- 0 | | NEUTRAL | 0- 0 | | 0- 0 | | 0- 0 | | |
| <hr/> | | | | | | | | | | | |
| RPI S | Opponent | Score | RPI S | Opponent | Score | RPI S | Opponent | Score | RPI S | Opponent | Score |
| | | | 50 A | Northern Ariz. | 1 3 | 54 A | Idaho St. | 0 3 | 106 N | San Francisco | 1 3 |
| | | | 50 H | Northern Ariz. | 0 3 | 54 H | Idaho St. | 0 3 | 109 N | Portland | 3 0 |
| | | | | | | 76 N | Gonzaga | 0 3 | 126 A | Mississippi St. | 3 0 |
| | | | | | | 78 A | Sacramento St. | 2 3 | 135 H | North Dakota | 2 3 |
| | | | | | | | | | 151 H | Northern Colo. | 3 1 |
| | | | | | | | | | 152 N | UC Davis | 0 3 |
| | | | | | | | | | 173 A | Idaho | 1 3 |
| | | | | | | | | | 179 H | Eastern Wash. | 1 3 |
| | | | | | | | | | 205 A | Fresno St. | 0 3 |
| | | | | | | | | | 219 N | Middle Tenn. | 3 0 |
| | | | | | | | | | 228 A | Portland St. | 3 0 |
| | | | | | | | | | 246 N | La.-Monroe | 3 0 |
| | | | | | | | | | 252 A | Utah St. | 3 1 |
| | | | | | | | | | 258 A | Montana | 3 0 |
| | | | | | | | | | 273 A | Weber St. | 3 0 |
| | | | | | | | | | 273 H | Weber St. | 3 1 |
| | | | | | | | | | 291 A | Montana St. | 3 0 |
| | | | | | | | | | 295 N | Niagara | 3 0 |
| | | | | | | | | | 309 N | Charleston So. | 3 0 |
| | | | | | | | | | 316 N | Jackson St. | 3 0 |
| | | | | | | | | | 327 N | Ark.-Pine Bluff | 3 0 |
| <hr/> | | | | | | | | | | | |
| LAST 10 GAMES | | | | | | | | | | | |
| | | | 50 A | Northern Ariz. | 1 3 | 151 H | Northern Colo. | 3 1 | | | |
| | | | 173 A | Idaho | 1 3 | 273 H | Weber St. | 3 1 | | | |
| | | | 54 A | Idaho St. | 0 3 | 54 H | Idaho St. | 0 3 | | | |
| | | | 273 A | Weber St. | 3 0 | 258 A | Montana | 3 0 | | | |
| | | | 135 H | North Dakota | 2 3 | 291 A | Montana St. | 3 0 | | | |

Non-Div. I Games:

Southern Utah

O
m
a
h
a

| Omaha | | | | | Through Games Of Though Nov. 8, 2015 | | | | | | | |
|---|----------|--------------------|----------------------|------------------|--------------------------------------|------------------------------|-------------|--------------|--------------|------------------|----------|----|
| Average RPI Win: 211 Average RPI Loss: 171 | | WON-LOST RECORD | WINNING PCT. RANK | LAST 10 GAMES | STRENGTH OF SCHEDULE | OPP. STRENGTH OF SCHEDULE | TEAM RPI | ADJ RPI | CONF. RPI | ADJ CONF. RPI | | |
| DIV. I ONLY | | 15- 11 | .57692 | 123 | 7- 3 | 264 | 206 | 184 | .49101 | 184 | 21 | 21 |
| DIV. I NON-CONF. | | 5- 8 | .38462 | 228 | 0- 0 | 250 | 196 | 248 | .44018 | 247 | 20 | 20 |
| | | | | | | | | | | | | |
| TOTALS | | RPI 1-25 | RPI 26-50 | | W-L RECORDS | | RPI 51-100 | | RPI 101-150 | | RPI 150+ | |
| 15- 11 | 0- 0 | | 0- 0 | | OVERALL | | 1- 1 | | 4- 3 | | 10- 7 | |
| 6- 5 | 0- 0 | | 0- 0 | | HOME | | 1- 0 | | 2- 2 | | 3- 3 | |
| 5- 4 | 0- 0 | | 0- 0 | | AWAY | | 0- 1 | | 1- 0 | | 4- 3 | |
| 4- 2 | 0- 0 | | 0- 0 | | NEUTRAL | | 0- 0 | | 1- 1 | | 3- 1 | |
| | | | | | | | | | | | | |
| 5- 8 | 0- 0 | | 0- 0 | | NON-CONFERENCE | | 0- 0 | | 2- 2 | | 3- 6 | |
| 1- 3 | 0- 0 | | 0- 0 | | HOME | | 0- 0 | | 1- 1 | | 0- 2 | |
| 0- 3 | 0- 0 | | 0- 0 | | AWAY | | 0- 0 | | 0- 0 | | 0- 3 | |
| 4- 2 | 0- 0 | | 0- 0 | | NEUTRAL | | 0- 0 | | 1- 1 | | 3- 1 | |
| | | | | | | | | | | | | |
| 10- 3 | 0- 0 | | 0- 0 | | CONFERENCE | | 1- 1 | | 2- 1 | | 7- 1 | |
| 5- 2 | 0- 0 | | 0- 0 | | HOME | | 1- 0 | | 1- 1 | | 3- 1 | |
| 5- 1 | 0- 0 | | 0- 0 | | AWAY | | 0- 1 | | 1- 0 | | 4- 0 | |
| 0- 0 | 0- 0 | | 0- 0 | | NEUTRAL | | 0- 0 | | 0- 0 | | 0- 0 | |
| | | | | | | | | | | | | |
| RPI S | Opponent | Score | RPI S | Opponent | Score | RPI S | Opponent | Score | RPI S | Opponent | Score | |
| | | | | | | 97 A | Denver | 0 3 | 111 H | UCF | 0 3 | |
| | | | | | | 97 H | Denver | 3 0 | 119 H | IUPUI | 0 3 | |
| | | | | | | | | | 120 A | North Dakota St. | 3 2 | |
| | | | | | | | | | 120 H | North Dakota St. | 3 1 | |
| | | | | | | | | | 130 N | Central Ark. | 2 3 | |
| | | | | | | | | | 135 H | North Dakota | 3 1 | |
| | | | | | | | | | 140 N | Seton Hall | 3 0 | |
| | | | | | | | | | 152 H | UC Davis | 2 3 | |
| | | | | | | | | | 171 A | UMKC | 1 3 | |
| | | | | | | | | | 175 A | UNLV | 0 3 | |
| | | | | | | | | | 176 A | Oral Roberts | 3 0 | |
| | | | | | | | | | 193 H | Drake | 2 3 | |
| | | | | | | | | | 194 A | South Dakota | 3 1 | |
| | | | | | | | | | 194 H | South Dakota | 3 1 | |
| | | | | | | | | | 225 N | San Jose St. | 1 3 | |
| | | | | | | | | | 233 A | Central Mich. | 0 3 | |
| | | | | | | | | | 266 N | Evansville | 3 2 | |
| | | | | | | | | | 271 A | South Dakota St. | 3 1 | |
| | | | | | | | | | 271 H | South Dakota St. | 3 0 | |
| | | | | | | | | | 272 N | Bradley | 3 0 | |
| | | | | | | | | | 274 H | IPFW | 2 3 | |
| | | | | | | | | | 293 N | SIUE | 3 2 | |
| | | | | | | | | | 305 A | Western Ill. | 3 1 | |
| | | | | | | | | | 305 H | Western Ill. | 3 0 | |
| LAST 10 GAMES | | | | | | | | | | | | |
| | | | 271 H | South Dakota St. | 3 0 | | 305 A | Western Ill. | 3 1 | | | |
| | | | 305 H | Western Ill. | 3 0 | | 119 H | IUPUI | 0 3 | | | |
| | | | 194 A | South Dakota | 3 1 | | 274 H | IPFW | 2 3 | | | |
| | | | 97 H | Denver | 3 0 | | 97 A | Denver | 0 3 | | | |
| | | | 120 H | North Dakota St. | 3 1 | | 176 A | Oral Roberts | 3 0 | | | |

O
m
a
h
a

Non-Div. I Games:

Omaha

| Average RPI Win: | | 256 | WON-LOST RECORD | | WINNING PCT. RANK | | LAST 10 GAMES | | STRENGTH OF SCHEDULE | | OPP. STRENGTH OF SCHEDULE | | TEAM RPI | | ADJ RPI | | CONF. RPI | | ADJ CONF. RPI | |
|-------------------------|---|----------|-----------------|-----------|-------------------|----------------|---------------|-------------------------|----------------------|-------------|---------------------------|----------|----------|-------------------|------------|-------|-----------|--|---------------|--|
| DIV. I ONLY | | | 15- 13 | | .53571 152 | | 7- 3 | | 233 | | 212 | | 185 | | .49067 185 | | 27 | | 27 | |
| DIV. I NON-CONF. | | | 5- 9 | | .35714 240 | | 0- 0 | | 140 | | 124 | | 204 | | .47461 203 | | 26 | | 25 | |
| TOTALS | | RPI 1-25 | | RPI 26-50 | | W-L RECORDS | | RPI 51-100 | | RPI 101-150 | | RPI 150+ | | | | | | | | |
| 15- 13 | | 0- 1 | | 0- 2 | | OVERALL | | 1- 3 | | 0- 1 | | 14- 6 | | | | | | | | |
| 6- 1 | | 0- 0 | | 0- 0 | | HOME | | 1- 0 | | 0- 1 | | 5- 0 | | | | | | | | |
| 5- 7 | | 0- 0 | | 0- 1 | | AWAY | | 0- 2 | | 0- 0 | | 5- 4 | | | | | | | | |
| 4- 5 | | 0- 1 | | 0- 1 | | NEUTRAL | | 0- 1 | | 0- 0 | | 4- 2 | | | | | | | | |
| 5- 9 | | 0- 1 | | 0- 2 | | NON-CONFERENCE | | 0- 2 | | 0- 1 | | 5- 3 | | | | | | | | |
| 0- 1 | | 0- 0 | | 0- 0 | | HOME | | 0- 0 | | 0- 1 | | 0- 0 | | | | | | | | |
| 1- 3 | | 0- 0 | | 0- 1 | | AWAY | | 0- 1 | | 0- 0 | | 1- 1 | | | | | | | | |
| 4- 5 | | 0- 1 | | 0- 1 | | NEUTRAL | | 0- 1 | | 0- 0 | | 4- 2 | | | | | | | | |
| 10- 4 | | 0- 0 | | 0- 0 | | CONFERENCE | | 1- 1 | | 0- 0 | | 9- 3 | | | | | | | | |
| 6- 0 | | 0- 0 | | 0- 0 | | HOME | | 1- 0 | | 0- 0 | | 5- 0 | | | | | | | | |
| 4- 4 | | 0- 0 | | 0- 0 | | AWAY | | 0- 1 | | 0- 0 | | 4- 3 | | | | | | | | |
| 0- 0 | | 0- 0 | | 0- 0 | | NEUTRAL | | 0- 0 | | 0- 0 | | 0- 0 | | | | | | | | |
| RPI | S | Opponent | | Score | | RPI | S | Opponent | | Score | | RPI | S | Opponent | | Score | | | | |
| 11 | N | Ohio St. | | 0 | 3 | 35 | A | Dayton | | 1 | 3 | 72 | N | Cleveland St. | | 2 | 3 | | | |
| | | | | | | 37 | N | Baylor | | 1 | 3 | 86 | A | Oakland | | 2 | 3 | | | |
| | | | | | | | | | | | | 99 | A | Murray St. | | 0 | 3 | | | |
| | | | | | | | | | | | | 99 | H | Murray St. | | 3 | 2 | | | |
| | | | | | | | | | | | | | | Indiana St. | | 1 | 3 | | | |
| | | | | | | | | | | | | | | Dartmouth | | 1 | 3 | | | |
| | | | | | | | | | | | | | | Western Mich. | | 2 | 3 | | | |
| | | | | | | | | | | | | | | Belmont | | 1 | 3 | | | |
| | | | | | | | | | | | | | | DePaul | | 1 | 3 | | | |
| | | | | | | | | | | | | | | Ill.-Chicago | | 3 | 1 | | | |
| | | | | | | | | | | | | | | Eastern Ky. | | 3 | 1 | | | |
| | | | | | | | | | | | | | | Central Mich. | | 3 | 2 | | | |
| | | | | | | | | | | | | | | Southeast Mo. St. | | 2 | 3 | | | |
| | | | | | | | | | | | | | | Southeast Mo. St. | | 3 | 2 | | | |
| | | | | | | | | | | | | | | Evansville | | 3 | 0 | | | |
| | | | | | | | | | | | | | | UT Martin | | 3 | 2 | | | |
| | | | | | | | | | | | | | | UT Martin | | 3 | 1 | | | |
| | | | | | | | | | | | | | | IPFW | | 3 | 0 | | | |
| | | | | | | | | | | | | | | Morehead St. | | 2 | 3 | | | |
| | | | | | | | | | | | | | | Austin Peay | | 3 | 1 | | | |
| | | | | | | | | | | | | | | Austin Peay | | 3 | 1 | | | |
| | | | | | | | | | | | | | | Toledo | | 3 | 2 | | | |
| | | | | | | | | | | | | | | Tennessee Tech | | 3 | 0 | | | |
| | | | | | | | | | | | | | | SIUE | | 3 | 1 | | | |
| | | | | | | | | | | | | | | Jacksonville St. | | 3 | 0 | | | |
| LAST 10 GAMES | | | | | | | | | | | | | | | | | | | | |
| 281 A Morehead St. | | | | | | 2 | 3 | 286 H Austin Peay | | | | | | 3 | 1 | | | | | |
| 232 A Eastern Ky. | | | | | | 3 | 1 | 247 H Southeast Mo. St. | | | | | | 3 | 2 | | | | | |
| 267 A UT Martin | | | | | | 3 | 2 | 267 H UT Martin | | | | | | 3 | 1 | | | | | |
| 247 A Southeast Mo. St. | | | | | | 2 | 3 | 286 A Austin Peay | | | | | | 3 | 1 | | | | | |
| 99 H Murray St. | | | | | | 3 | 2 | 99 A Murray St. | | | | | | 0 | 3 | | | | | |

Non-Div. I Games:

Eastern Ill.

| | | | | | | | | | | | |
|-------------------|----------|-----------|---------------|----------------|-------------|---------------|-------------------|--------|----------|-------------------|-------|
| Average RPI Win: | 239 | WON-LOST | WINNING | LAST 10 | STRENGTH OF | OPP. STRENGTH | TEAM | ADJ | CONF. | ADJ CONF. | |
| Average RPI Loss: | 127 | RECORD | PCT. RANK | GAMES | SCHEDULE | OF SCHEDULE | RPI | RPI | RPI | RPI | |
| DIV. I ONLY | 13- 13 | .5 | 170 | 7- 3 | 203 | 189 | 186 | .4893 | 186 | 17 | 16 |
| DIV. I NON-CONF. | 6- 8 | .42857 | 192 | 0- 0 | 188 | 182 | 205 | .47436 | 204 | 18 | 17 |
| <hr/> | | | | | | | | | | | |
| TOTALS | RPI 1-25 | RPI 26-50 | | W-L RECORDS | RPI 51-100 | | RPI 101-150 | | RPI 150+ | | |
| 13- 13 | 0- 0 | 0- 2 | | OVERALL | 1- 2 | | 0- 5 | | 12- 4 | | |
| 5- 5 | 0- 0 | 0- 2 | | HOME | 0- 1 | | 0- 1 | | 5- 1 | | |
| 6- 3 | 0- 0 | 0- 0 | | AWAY | 1- 0 | | 0- 2 | | 5- 1 | | |
| 2- 5 | 0- 0 | 0- 0 | | NEUTRAL | 0- 1 | | 0- 2 | | 2- 2 | | |
| <hr/> | | | | | | | | | | | |
| 6- 8 | 0- 0 | 0- 1 | | NON-CONFERENCE | 0- 1 | | 0- 4 | | 6- 2 | | |
| 2- 1 | 0- 0 | 0- 1 | | HOME | 0- 0 | | 0- 0 | | 2- 0 | | |
| 2- 2 | 0- 0 | 0- 0 | | AWAY | 0- 0 | | 0- 2 | | 2- 0 | | |
| 2- 5 | 0- 0 | 0- 0 | | NEUTRAL | 0- 1 | | 0- 2 | | 2- 2 | | |
| <hr/> | | | | | | | | | | | |
| 7- 5 | 0- 0 | 0- 1 | | CONFERENCE | 1- 1 | | 0- 1 | | 6- 2 | | |
| 3- 4 | 0- 0 | 0- 1 | | HOME | 0- 1 | | 0- 1 | | 3- 1 | | |
| 4- 1 | 0- 0 | 0- 0 | | AWAY | 1- 0 | | 0- 0 | | 3- 1 | | |
| 0- 0 | 0- 0 | 0- 0 | | NEUTRAL | 0- 0 | | 0- 0 | | 0- 0 | | |
| <hr/> | | | | | | | | | | | |
| RPI S | Opponent | Score | RPI S | Opponent | Score | RPI S | Opponent | Score | RPI S | Opponent | Score |
| | | | 35 H | Dayton | 1 3 | 70 H | Saint Louis | 1 3 | 101 A | Temple | 2 3 |
| | | | 43 H | Pittsburgh | 0 3 | 93 A | Rhode Island | 3 1 | 103 A | Maryland | 0 3 |
| | | | | | | 96 N | Kent St. | 1 3 | 104 N | Hofstra | 1 3 |
| | | | | | | | | | 112 H | George Washington | 0 3 |
| | | | | | | | | | 136 N | Princeton | 0 3 |
| | | | | | | | | | 178 A | VCU | 1 3 |
| | | | | | | | | | 178 H | VCU | 1 3 |
| | | | | | | | | | 187 A | Rutgers | 3 1 |
| | | | | | | | | | 210 H | Colgate | 3 0 |
| | | | | | | | | | 217 H | George Mason | 3 2 |
| | | | | | | | | | 228 H | Youngstown St. | 3 2 |
| | | | | | | | | | 234 N | Howard | 2 3 |
| | | | | | | | | | 237 A | Robert Morris | 3 1 |
| | | | | | | | | | 258 N | Montana | 3 1 |
| | | | | | | | | | 261 A | Davidson | 3 1 |
| | | | | | | | | | 261 H | Davidson | 3 0 |
| | | | | | | | | | 265 N | Binghamton | 2 3 |
| | | | | | | | | | 275 A | Fordham | 3 1 |
| | | | | | | | | | 283 N | Morgan St. | 3 0 |
| | | | | | | | | | 297 A | La Salle | 3 0 |
| | | | | | | | | | 297 H | La Salle | 3 0 |
| <hr/> | | | | | | | | | | | |
| | | | LAST 10 GAMES | | | | | | | | |
| | | | 261 H | Davidson | 3 0 | 112 H | George Washington | 0 3 | | | |
| | | | 178 H | VCU | 1 3 | 217 H | George Mason | 3 2 | | | |
| | | | 297 A | La Salle | 3 0 | 93 A | Rhode Island | 3 1 | | | |
| | | | 178 A | VCU | 1 3 | 275 A | Fordham | 3 1 | | | |
| | | | 261 A | Davidson | 3 1 | 297 H | La Salle | 3 0 | | | |

Non-Div. I Games:

Duquesne

| Average RPI Win: 195 | | WON-LOST | WINNING | LAST 10 | STRENGTH OF | | OPP. STRENGTH | TEAM | ADJ | CONF. | ADJ CONF. |
|----------------------|-----------|----------|-----------|----------------|-------------|-------|----------------|-------|-------------|--------------|-----------|
| Average RPI Loss: 67 | | RECORD | PCT. RANK | GAMES | SCHEDULE | | OF SCHEDULE | RPI | RPI | RPI | RPI |
| DIV. I ONLY | | 4- 22 | .15385 | 319 | 1- 9 | | 16 | 49 | 187 | .48871 | 187 |
| DIV. I NON-CONF. | | 3- 9 | .25 | 270 | 0- 0 | | 41 | 209 | 189 | .48536 | 188 |
| TOTALS | | RPI 1-25 | RPI 26-50 | | W-L RECORDS | | RPI 51-100 | | RPI 101-150 | | RPI 150+ |
| 4- 22 | 0- 6 | 0- 5 | | OVERALL | | 0- 5 | | 1- 4 | | 3- 2 | |
| 2- 8 | 0- 5 | 0- 1 | | HOME | | 0- 0 | | 1- 1 | | 1- 1 | |
| 1- 9 | 0- 1 | 0- 4 | | AWAY | | 0- 2 | | 0- 2 | | 1- 0 | |
| 1- 5 | 0- 0 | 0- 0 | | NEUTRAL | | 0- 3 | | 0- 1 | | 1- 1 | |
| 3- 9 | 0- 0 | 0- 1 | | NON-CONFERENCE | | 0- 3 | | 0- 3 | | 3- 2 | |
| 1- 2 | 0- 0 | 0- 0 | | HOME | | 0- 0 | | 0- 1 | | 1- 1 | |
| 1- 2 | 0- 0 | 0- 1 | | AWAY | | 0- 0 | | 0- 1 | | 1- 0 | |
| 1- 5 | 0- 0 | 0- 0 | | NEUTRAL | | 0- 3 | | 0- 1 | | 1- 1 | |
| 1- 13 | 0- 6 | 0- 4 | | CONFERENCE | | 0- 2 | | 1- 1 | | 0- 0 | |
| 1- 6 | 0- 5 | 0- 1 | | HOME | | 0- 0 | | 1- 0 | | 0- 0 | |
| 0- 7 | 0- 1 | 0- 3 | | AWAY | | 0- 2 | | 0- 1 | | 0- 0 | |
| 0- 0 | 0- 0 | 0- 0 | | NEUTRAL | | 0- 0 | | 0- 0 | | 0- 0 | |
| RPI S | Opponent | Score | RPI S | Opponent | Score | RPI S | Opponent | Score | RPI S | Opponent | Score |
| 1 H | Minnesota | 0 3 | 34 A | Purdue | 0 3 | 53 N | Long Beach St. | 1 3 | 103 A | Maryland | 1 3 |
| 5 H | Penn St. | 0 3 | 36 A | Michigan | 1 3 | 57 A | Iowa | 0 3 | 103 H | Maryland | 3 2 |
| 8 A | Nebraska | 0 3 | 38 H | Northwestern | 0 3 | 58 N | Illinois St. | 2 3 | 131 N | Albany (NY) | 1 3 |
| 9 H | Wisconsin | 0 3 | 39 A | Santa Clara | 0 3 | 78 N | Sacramento St. | 0 3 | 136 H | Princeton | 0 3 |
| 11 H | Ohio St. | 0 3 | 49 A | Michigan St. | 0 3 | 94 A | Indiana | 1 3 | 147 A | Harvard | 0 3 |
| 17 H | Illinois | 0 3 | | | | | | | 181 N | Yale | 1 3 |
| | | | | | | | | | 186 H | Duquesne | 1 3 |
| | | | | | | | | | 210 A | Colgate | 3 0 |
| | | | | | | | | | 231 N | UC Riverside | 3 0 |
| | | | | | | | | | 234 H | Howard | 3 1 |
| LAST 10 GAMES | | | | | | | | | | | |
| 11 H | Ohio St. | 0 3 | 103 H | Maryland | 3 2 | | | | | | |
| 5 H | Penn St. | 0 3 | 49 A | Michigan St. | 0 3 | | | | | | |
| 57 A | Iowa | 0 3 | 36 A | Michigan | 1 3 | | | | | | |
| 8 A | Nebraska | 0 3 | 1 H | Minnesota | 0 3 | | | | | | |
| 103 A | Maryland | 1 3 | 9 H | Wisconsin | 0 3 | | | | | | |

Non-Div. I Games:

Rutgers

| Average RPI Win: 204 | | WON-LOST | WINNING | LAST 10 | STRENGTH OF | | OPP. STRENGTH | TEAM | ADJ | | CONF. | ADJ CONF. | | |
|-----------------------|----------|----------|---------------|----------------|-------------|---------------|----------------|-------|---------------|---------------|----------|-----------|----|----|
| Average RPI Loss: 131 | | RECORD | PCT. RANK | GAMES | SCHEDULE | | OF SCHEDULE | RPI | RPI | | RPI | RPI | | |
| DIV. I ONLY | | 13- 15 | .46429 | 190 | 4- 6 | | 186 | 150 | 188 | | .48666 | 188 | 20 | 20 |
| DIV. I NON-CONF. | | 6- 8 | .42857 | 192 | 0- 0 | | 120 | 128 | 173 | | .49884 | 172 | 15 | 15 |
| TOTALS | | RPI 1-25 | RPI 26-50 | | W-L RECORDS | | RPI 51-100 | | RPI 101-150 | | RPI 150+ | | | |
| 13- 15 | 0- 0 | 0- 1 | | OVERALL | | 1- 5 | | 4- 2 | | 8- 7 | | | | |
| 9- 1 | 0- 0 | 0- 0 | | HOME | | 0- 0 | | 4- 0 | | 5- 1 | | | | |
| 2- 10 | 0- 0 | 0- 1 | | AWAY | | 0- 4 | | 0- 2 | | 2- 3 | | | | |
| 2- 4 | 0- 0 | 0- 0 | | NEUTRAL | | 1- 1 | | 0- 0 | | 1- 3 | | | | |
| 6- 8 | 0- 0 | 0- 1 | | NON-CONFERENCE | | 1- 3 | | 2- 1 | | 3- 3 | | | | |
| 4- 0 | 0- 0 | 0- 0 | | HOME | | 0- 0 | | 2- 0 | | 2- 0 | | | | |
| 0- 4 | 0- 0 | 0- 1 | | AWAY | | 0- 2 | | 0- 1 | | 0- 0 | | | | |
| 2- 4 | 0- 0 | 0- 0 | | NEUTRAL | | 1- 1 | | 0- 0 | | 1- 3 | | | | |
| 7- 7 | 0- 0 | 0- 0 | | CONFERENCE | | 0- 2 | | 2- 1 | | 5- 4 | | | | |
| 5- 1 | 0- 0 | 0- 0 | | HOME | | 0- 0 | | 2- 0 | | 3- 1 | | | | |
| 2- 6 | 0- 0 | 0- 0 | | AWAY | | 0- 2 | | 0- 1 | | 2- 3 | | | | |
| 0- 0 | 0- 0 | 0- 0 | | NEUTRAL | | 0- 0 | | 0- 0 | | 0- 0 | | | | |
| RPI S | Opponent | Score | RPI S | Opponent | Score | RPI S | Opponent | Score | RPI S | Opponent | Score | | | |
| | | | 34 A | Purdue | 0 3 | 56 A | Ohio | 2 3 | 102 H | New Mexico | 3 2 | | | |
| | | | | | | 59 A | Lipscomb | 1 3 | 105 A | Northern Ill. | 0 3 | | | |
| | | | | | | 66 N | Pepperdine | 0 3 | 105 H | Northern Ill. | 3 0 | | | |
| | | | | | | 89 N | Fla. Atlantic | 3 0 | 119 A | IUPUI | 0 3 | | | |
| | | | | | | 90 A | Washington St. | 0 3 | 123 H | Miami (OH) | 3 0 | | | |
| | | | | | | 96 A | Kent St. | 2 3 | 131 H | Albany (NY) | 3 1 | | | |
| | | | | | | | | | 161 A | Western Mich. | 2 3 | | | |
| | | | | | | | | | 161 H | Western Mich. | 1 3 | | | |
| | | | | | | | | | 180 H | Belmont | 3 2 | | | |
| | | | | | | | | | 191 A | Eastern Mich. | 1 3 | | | |
| | | | | | | | | | 194 N | South Dakota | 2 3 | | | |
| | | | | | | | | | 198 N | Utah Valley | 0 3 | | | |
| | | | | | | | | | 202 N | Notre Dame | 0 3 | | | |
| | | | | | | | | | 227 H | Buffalo | 3 0 | | | |
| | | | | | | | | | 233 A | Central Mich. | 1 3 | | | |
| | | | | | | | | | 257 H | Bowling Green | 3 0 | | | |
| | | | | | | | | | 274 H | IPFW | 3 2 | | | |
| | | | | | | | | | 281 N | Morehead St. | 3 1 | | | |
| | | | | | | | | | 287 A | Toledo | 3 2 | | | |
| | | | | | | | | | 287 H | Toledo | 3 0 | | | |
| | | | | | | | | | 304 A | Akron | 3 2 | | | |
| LAST 10 GAMES | | | LAST 10 GAMES | | | LAST 10 GAMES | | | LAST 10 GAMES | | | | | |
| | | | 105 A | Northern Ill. | 0 3 | 123 H | Miami (OH) | 3 0 | | | | | | |
| | | | 161 A | Western Mich. | 2 3 | 96 A | Kent St. | 2 3 | | | | | | |
| | | | 227 H | Buffalo | 3 0 | 56 A | Ohio | 2 3 | | | | | | |
| | | | 287 H | Toledo | 3 0 | 191 A | Eastern Mich. | 1 3 | | | | | | |
| | | | 257 H | Bowling Green | 3 0 | 233 A | Central Mich. | 1 3 | | | | | | |

Non-Div. I Games:

Ball St.

| Average RPI Win: | 262 | WON-LOST RECORD | WINNING PCT. RANK | LAST 10 GAMES | STRENGTH OF SCHEDULE | OPP. STRENGTH OF SCHEDULE | TEAM RPI | ADJ RPI | CONF. RPI | ADJ CONF. RPI | | |
|------------------|----------|-----------------|-------------------|--------------------|----------------------|---------------------------|--------------------|-------------|-----------|-------------------|-------|----|
| DIV. I ONLY | | 15- 14 | .51724 | 169 | 6- 4 | 214 | 249 | 190 | .48617 | 190 | 24 | 24 |
| DIV. I NON-CONF. | | 7- 7 | .5 | 163 | 1- 0 | 221 | 235 | 200 | .47689 | 200 | 24 | 24 |
| <hr/> | | | | | | | | | | | | |
| TOTALS | RPI 1-25 | RPI 26-50 | | W-L RECORDS | | RPI 51-100 | | RPI 101-150 | | RPI 150+ | | |
| 15- 14 | 0- 0 | 0- 2 | | OVERALL | | 0- 3 | | 1- 5 | | 14- 4 | | |
| 10- 3 | 0- 0 | 0- 0 | | HOME | | 0- 1 | | 0- 1 | | 10- 1 | | |
| 3- 7 | 0- 0 | 0- 1 | | AWAY | | 0- 1 | | 0- 3 | | 3- 2 | | |
| 2- 4 | 0- 0 | 0- 1 | | NEUTRAL | | 0- 1 | | 1- 1 | | 1- 1 | | |
| <hr/> | | | | | | | | | | | | |
| 7- 7 | 0- 0 | 0- 2 | | NON-CONFERENCE | | 0- 1 | | 1- 3 | | 6- 1 | | |
| 5- 0 | 0- 0 | 0- 0 | | HOME | | 0- 0 | | 0- 0 | | 5- 0 | | |
| 1- 3 | 0- 0 | 0- 1 | | AWAY | | 0- 0 | | 0- 2 | | 1- 0 | | |
| 1- 4 | 0- 0 | 0- 1 | | NEUTRAL | | 0- 1 | | 1- 1 | | 0- 1 | | |
| <hr/> | | | | | | | | | | | | |
| 8- 7 | 0- 0 | 0- 0 | | CONFERENCE | | 0- 2 | | 0- 2 | | 8- 3 | | |
| 5- 3 | 0- 0 | 0- 0 | | HOME | | 0- 1 | | 0- 1 | | 5- 1 | | |
| 2- 4 | 0- 0 | 0- 0 | | AWAY | | 0- 1 | | 0- 1 | | 2- 2 | | |
| 1- 0 | 0- 0 | 0- 0 | | NEUTRAL | | 0- 0 | | 0- 0 | | 1- 0 | | |
| <hr/> | | | | | | | | | | | | |
| RPI S | Opponent | Score | RPI S | Opponent | Score | RPI S | Opponent | Score | RPI S | Opponent | Score | |
| | | | 26 N | Loyola Marymount | 2 3 | 83 A | A&M-Corpus Christi | 1 3 | 107 A | Tulsa | 1 3 | |
| | | | 50 A | Northern Ariz. | 0 3 | 83 H | A&M-Corpus Christi | 0 3 | 130 A | Central Ark. | 0 3 | |
| | | | | | | 100 N | North Texas | 0 3 | 130 H | Central Ark. | 1 3 | |
| | | | | | | | | | 145 N | Liberty | 1 3 | |
| | | | | | | | | | 146 N | Samford | 3 2 | |
| | | | | | | | | | 148 A | South Ala. | 2 3 | |
| | | | | | | | | | 154 A | Stephen F. Austin | 1 3 | |
| | | | | | | | | | 176 N | Oral Roberts | 1 3 | |
| | | | | | | | | | 211 H | Sam Houston St. | 3 0 | |
| | | | | | | | | | 214 A | McNeese St. | 0 3 | |
| | | | | | | | | | 214 N | McNeese St. | 3 1 | |
| | | | | | | | | | 230 H | Abilene Christian | 3 2 | |
| | | | | | | | | | 239 H | New Orleans | 3 1 | |
| | | | | | | | | | 241 H | Lamar | 3 2 | |
| | | | | | | | | | 250 H | Louisiana Tech | 3 0 | |
| | | | | | | | | | 260 H | Southeastern La. | 1 3 | |
| | | | | | | | | | 262 H | UTRGV | 3 0 | |
| | | | | | | | | | 276 A | Northwestern St. | 3 0 | |
| | | | | | | | | | 282 H | Incarnate Word | 3 1 | |
| | | | | | | | | | 288 A | Nicholls St. | 3 0 | |
| | | | | | | | | | 311 H | Texas Southern | 3 0 | |
| | | | | | | | | | 322 A | Prairie View | 3 0 | |
| | | | | | | | | | 322 H | Prairie View | 3 0 | |
| | | | | | | | | | 333 H | Alcorn | 3 0 | |
| <hr/> | | | | | | | | | | | | |
| LAST 10 GAMES | | | | | | | | | | | | |
| | | | 130 H | Central Ark. | 1 3 | 288 A | Nicholls St. | 3 0 | | | | |
| | | | 83 A | A&M-Corpus Christi | 1 3 | 214 A | McNeese St. | 0 3 | | | | |
| | | | 241 H | Lamar | 3 2 | 282 H | Incarnate Word | 3 1 | | | | |
| | | | 211 H | Sam Houston St. | 3 0 | 230 H | Abilene Christian | 3 2 | | | | |
| | | | 311 H | Texas Southern | 3 0 | 154 A | Stephen F. Austin | 1 3 | | | | |

Non-Div. I Games:

Houston Baptist

D
e
P
a
u
l

| DePaul | | | | Through Games Of Though Nov. 8, 2015 | | | | | | | | | | | |
|-------------------|-----------|----------|-----------------|--------------------------------------|----------------|----------------------|---------------------------|------------|-----------------|-------------|---------------|----------|-------------------|-------|---|
| Average RPI Win: | | 241 | WON-LOST RECORD | WINNING PCT. RANK | LAST 10 GAMES | STRENGTH OF SCHEDULE | OPP. STRENGTH OF SCHEDULE | TEAM RPI | ADJ RPI | CONF. RPI | ADJ CONF. RPI | | | | |
| Average RPI Loss: | | 97 | | | | | | | | | | | | | |
| DIV. I ONLY | | | 15- 12 | .55556 134 | 3- 7 | 283 | 116 | 191 | .48255 191 | 8 | 8 | | | | |
| DIV. I NON-CONF. | | | 12- 1 | .92308 10 | 1- 0 | 330 | 239 | 152 | .50704 156 | 7 | 7 | | | | |
| | | | | | | | | | | | | | | | |
| TOTALS | | RPI 1-25 | | RPI 26-50 | | W-L RECORDS | | RPI 51-100 | | RPI 101-150 | | RPI 150+ | | | |
| 15- 12 | 0- 2 | | | 0- 4 | OVERALL | | 1- 0 | | 0- 3 | | 14- 3 | | | | |
| 7- 6 | 0- 1 | | | 0- 2 | HOME | | 1- 0 | | 0- 2 | | 6- 1 | | | | |
| 3- 5 | 0- 1 | | | 0- 2 | AWAY | | 0- 0 | | 0- 1 | | 3- 1 | | | | |
| 5- 1 | 0- 0 | | | 0- 0 | NEUTRAL | | 0- 0 | | 0- 0 | | 5- 1 | | | | |
| | | | | | | | | | | | | | | | |
| 12- 1 | 0- 0 | | | 0- 0 | NON-CONFERENCE | | 0- 0 | | 0- 0 | | 12- 1 | | | | |
| 4- 0 | 0- 0 | | | 0- 0 | HOME | | 0- 0 | | 0- 0 | | 4- 0 | | | | |
| 3- 0 | 0- 0 | | | 0- 0 | AWAY | | 0- 0 | | 0- 0 | | 3- 0 | | | | |
| 5- 1 | 0- 0 | | | 0- 0 | NEUTRAL | | 0- 0 | | 0- 0 | | 5- 1 | | | | |
| | | | | | | | | | | | | | | | |
| 3- 11 | 0- 2 | | | 0- 4 | CONFERENCE | | 1- 0 | | 0- 3 | | 2- 2 | | | | |
| 3- 6 | 0- 1 | | | 0- 2 | HOME | | 1- 0 | | 0- 2 | | 2- 1 | | | | |
| 0- 5 | 0- 1 | | | 0- 2 | AWAY | | 0- 0 | | 0- 1 | | 0- 1 | | | | |
| 0- 0 | 0- 0 | | | 0- 0 | NEUTRAL | | 0- 0 | | 0- 0 | | 0- 0 | | | | |
| | | | | | | | | | | | | | | | |
| RPI S | Opponent | Score | | RPI S | Opponent | Score | | RPI S | Opponent | Score | | RPI S | Opponent | Score | |
| 23 A | Creighton | 2 | 3 | 29 A | Marquette | 0 | 3 | 67 H | Xavier | 3 | 1 | 129 H | St. John's (NY) | 2 | 3 |
| 23 H | Creighton | 1 | 3 | 29 H | Marquette | 0 | 3 | | | | | 140 A | Seton Hall | 0 | 3 |
| | | | | 44 A | Villanova | 0 | 3 | | | | | 140 H | Seton Hall | 1 | 3 |
| | | | | 44 H | Villanova | 2 | 3 | | | | | 153 H | Butler | 2 | 3 |
| | | | | | | | | | | | | 185 H | Eastern Ill. | 3 | 1 |
| | | | | | | | | | | | | 193 N | Drake | 1 | 3 |
| | | | | | | | | | | | | 204 N | UTEP | 3 | 2 |
| | | | | | | | | | | | | 215 A | Georgetown | 2 | 3 |
| | | | | | | | | | | | | 215 H | Georgetown | 3 | 0 |
| | | | | | | | | | | | | 218 H | Ill.-Chicago | 3 | 0 |
| | | | | | | | | | | | | 223 N | Radford | 3 | 2 |
| | | | | | | | | | | | | 240 H | Providence | 3 | 0 |
| | | | | | | | | | | | | 247 N | Southeast Mo. St. | 3 | 2 |
| | | | | | | | | | | | | 259 A | Georgia St. | 3 | 1 |
| | | | | | | | | | | | | 266 H | Evansville | 3 | 1 |
| | | | | | | | | | | | | 272 A | Bradley | 3 | 0 |
| | | | | | | | | | | | | 287 H | Toledo | 3 | 0 |
| | | | | | | | | | | | | 293 N | SIUE | 3 | 0 |
| | | | | | | | | | | | | 305 A | Western Ill. | 3 | 1 |
| | | | | | | | | | | | | 331 N | Grambling | 3 | 0 |
| | | | | | | | | | | | | | | | |
| | | | | LAST 10 GAMES | | | | | | | | | | | |
| | | | | 23 H | Creighton | 1 | 3 | 44 H | Villanova | 2 | 3 | | | | |
| | | | | 215 H | Georgetown | 3 | 0 | 240 H | Providence | 3 | 0 | | | | |
| | | | | 218 H | Ill.-Chicago | 3 | 0 | 129 H | St. John's (NY) | 2 | 3 | | | | |
| | | | | 29 H | Marquette | 0 | 3 | 215 A | Georgetown | 2 | 3 | | | | |
| | | | | 140 H | Seton Hall | 1 | 3 | 23 A | Creighton | 2 | 3 | | | | |

D
e
P
a
u
l

Non-Div. I Games:

DePaul

| Average RPI Win: | 201 | WON-LOST RECORD | WINNING PCT. RANK | LAST 10 GAMES | STRENGTH OF SCHEDULE | OPP. STRENGTH OF SCHEDULE | TEAM RPI | ADJ RPI | CONF. RPI | ADJ CONF. RPI | |
|-------------------|----------|-----------------|-------------------|----------------|----------------------|---------------------------|---------------|------------|-----------|---------------|-------|
| Average RPI Loss: | 131 | 12- 15 | .44444 200 | 3- 7 | 178 | 147 | 192 | .48255 191 | 20 | 20 | |
| DIV. I ONLY | | 8- 5 | .61538 125 | 0- 0 | 117 | 103 | 97 | .54999 98 | 15 | 15 | |
| DIV. I NON-CONF. | | | | | | | | | | | |
| <hr/> | | | | | | | | | | | |
| TOTALS | RPI 1-25 | RPI 26-50 | | W-L RECORDS | RPI 51-100 | | RPI 101-150 | | RPI 150+ | | |
| 12- 15 | 0- 0 | 0- 1 | | OVERALL | 1- 5 | | 2- 4 | | 9- 5 | | |
| 3- 5 | 0- 0 | 0- 0 | | HOME | 0- 1 | | 0- 1 | | 3- 3 | | |
| 3- 8 | 0- 0 | 0- 1 | | AWAY | 1- 2 | | 1- 3 | | 1- 2 | | |
| 6- 2 | 0- 0 | 0- 0 | | NEUTRAL | 0- 2 | | 1- 0 | | 5- 0 | | |
| <hr/> | | | | | | | | | | | |
| 8- 5 | 0- 0 | 0- 1 | | NON-CONFERENCE | 1- 3 | | 2- 1 | | 5- 0 | | |
| 0- 0 | 0- 0 | 0- 0 | | HOME | 0- 0 | | 0- 0 | | 0- 0 | | |
| 2- 3 | 0- 0 | 0- 1 | | AWAY | 1- 1 | | 1- 1 | | 0- 0 | | |
| 6- 2 | 0- 0 | 0- 0 | | NEUTRAL | 0- 2 | | 1- 0 | | 5- 0 | | |
| <hr/> | | | | | | | | | | | |
| 4- 10 | 0- 0 | 0- 0 | | CONFERENCE | 0- 2 | | 0- 3 | | 4- 5 | | |
| 3- 5 | 0- 0 | 0- 0 | | HOME | 0- 1 | | 0- 1 | | 3- 3 | | |
| 1- 5 | 0- 0 | 0- 0 | | AWAY | 0- 1 | | 0- 2 | | 1- 2 | | |
| 0- 0 | 0- 0 | 0- 0 | | NEUTRAL | 0- 0 | | 0- 0 | | 0- 0 | | |
| <hr/> | | | | | | | | | | | |
| RPI S | Opponent | Score | RPI S | Opponent | Score | RPI S | Opponent | Score | RPI S | Opponent | Score |
| | | | 35 A | Dayton | 0 3 | 56 H | Ohio | 0 3 | 105 A | Northern Ill. | 0 3 |
| | | | | | | 58 N | Illinois St. | 1 3 | 105 H | Northern Ill. | 0 3 |
| | | | | | | 67 A | Xavier | 1 3 | 119 A | IUPUI | 3 0 |
| | | | | | | 80 A | Cincinnati | 3 0 | 123 A | Miami (OH) | 1 3 |
| | | | | | | 96 A | Kent St. | 1 3 | 132 A | Indiana St. | 1 3 |
| | | | | | | 99 N | Murray St. | 2 3 | 137 N | Jacksonville | 3 0 |
| | | | | | | | | | 161 A | Western Mich. | 1 3 |
| | | | | | | | | | 161 H | Western Mich. | 1 3 |
| | | | | | | | | | 177 N | West Virginia | 3 1 |
| | | | | | | | | | 188 H | Ball St. | 3 1 |
| | | | | | | | | | 195 N | Charlotte | 3 0 |
| | | | | | | | | | 200 N | Northern Ky. | 3 0 |
| | | | | | | | | | 227 H | Buffalo | 2 3 |
| | | | | | | | | | 233 A | Central Mich. | 1 3 |
| | | | | | | | | | 233 H | Central Mich. | 3 1 |
| | | | | | | | | | 257 A | Bowling Green | 3 2 |
| | | | | | | | | | 267 N | UT Martin | 3 2 |
| | | | | | | | | | 274 N | IPFW | 3 1 |
| | | | | | | | | | 287 H | Toledo | 3 0 |
| | | | | | | | | | 304 H | Akron | 1 3 |
| <hr/> | | | | | | | | | | | |
| | | | LAST 10 GAMES | | | | | | | | |
| | | | 96 A | Kent St. | 1 3 | 227 H | Buffalo | 2 3 | | | |
| | | | 233 A | Central Mich. | 1 3 | 257 A | Bowling Green | 3 2 | | | |
| | | | 161 H | Western Mich. | 1 3 | 123 A | Miami (OH) | 1 3 | | | |
| | | | 105 H | Northern Ill. | 0 3 | 188 H | Ball St. | 3 1 | | | |
| | | | 304 H | Akron | 1 3 | 287 H | Toledo | 3 0 | | | |

Non-Div. I Games:

Eastern Mich.

Drake

| Drake | | | | | Through Games Of Though Nov. 8, 2015 | | | | | | | |
|-----------------------|----------|--------------------|----------------------|------------------|--------------------------------------|------------------------------|---------------|------------|--------------|------------------|----------|--|
| Average RPI Win: 241 | | WON-LOST RECORD | WINNING PCT. RANK | LAST 10 GAMES | STRENGTH OF SCHEDULE | OPP. STRENGTH OF SCHEDULE | TEAM RPI | ADJ RPI | CONF. RPI | ADJ CONF. RPI | | |
| Average RPI Loss: 104 | | | | | | | | | | | | |
| DIV. I ONLY | | 14- 18 | .4375 207 | 2- 8 | 169 | 160 | 194 | .48158 193 | 7 | 7 | | |
| DIV. I NON-CONF. | | 9- 8 | .52941 160 | 0- 0 | 275 | 249 | 222 | .4581 222 | 8 | 8 | | |
| | | | | | | | | | | | | |
| TOTALS | | RPI 1-25 | RPI 26-50 | | W-L RECORDS | | RPI 51-100 | | RPI 101-150 | | RPI 150+ | |
| 14- 18 | 0- 0 | 0- 4 | | OVERALL | | 0- 7 | | 3- 3 | | 11- 4 | | |
| 2- 5 | 0- 0 | 0- 2 | | HOME | | 0- 2 | | 1- 0 | | 1- 1 | | |
| 6- 8 | 0- 0 | 0- 2 | | AWAY | | 0- 4 | | 2- 1 | | 4- 1 | | |
| 6- 5 | 0- 0 | 0- 0 | | NEUTRAL | | 0- 1 | | 0- 2 | | 6- 2 | | |
| | | | | | | | | | | | | |
| 9- 8 | 0- 0 | 0- 0 | | NON-CONFERENCE | | 0- 2 | | 0- 3 | | 9- 3 | | |
| 0- 1 | 0- 0 | 0- 0 | | HOME | | 0- 0 | | 0- 0 | | 0- 1 | | |
| 3- 2 | 0- 0 | 0- 0 | | AWAY | | 0- 1 | | 0- 1 | | 3- 0 | | |
| 6- 5 | 0- 0 | 0- 0 | | NEUTRAL | | 0- 1 | | 0- 2 | | 6- 2 | | |
| | | | | | | | | | | | | |
| 5- 10 | 0- 0 | 0- 4 | | CONFERENCE | | 0- 5 | | 3- 0 | | 2- 1 | | |
| 2- 4 | 0- 0 | 0- 2 | | HOME | | 0- 2 | | 1- 0 | | 1- 0 | | |
| 3- 6 | 0- 0 | 0- 2 | | AWAY | | 0- 3 | | 2- 0 | | 1- 1 | | |
| 0- 0 | 0- 0 | 0- 0 | | NEUTRAL | | 0- 0 | | 0- 0 | | 0- 0 | | |
| | | | | | | | | | | | | |
| RPI S | Opponent | Score | RPI S | Opponent | Score | RPI S | Opponent | Score | RPI S | Opponent | Score | |
| | | | 33 A | Wichita St. | 1 3 | 52 A | Southern Ill. | 0 3 | 108 A | Loyola Chicago | 3 1 | |
| | | | 33 H | Wichita St. | 0 3 | 52 H | Southern Ill. | 0 3 | 111 N | UCF | 0 3 | |
| | | | 40 A | Missouri St. | 0 3 | 55 A | UNI | 0 3 | 132 A | Indiana St. | 3 2 | |
| | | | 40 H | Missouri St. | 0 3 | 57 A | Iowa | 0 3 | 132 H | Indiana St. | 3 1 | |
| | | | | | | 58 A | Illinois St. | 1 3 | 135 A | North Dakota | 0 3 | |
| | | | | | | 58 H | Illinois St. | 1 3 | 135 N | North Dakota | 0 3 | |
| | | | | | | 92 N | Coastal Caro. | 0 3 | 162 N | Green Bay | 1 3 | |
| | | | | | | | | | 184 A | Omaha | 3 2 | |
| | | | | | | | | | 191 N | DePaul | 3 1 | |
| | | | | | | | | | 194 N | South Dakota | 1 3 | |
| | | | | | | | | | 266 A | Evansville | 1 3 | |
| | | | | | | | | | 266 H | Evansville | 3 0 | |
| | | | | | | | | | 271 A | South Dakota St. | 3 0 | |
| | | | | | | | | | 272 A | Bradley | 3 1 | |
| | | | | | | | | | 293 N | SIUE | 3 2 | |
| | | | | | | | | | 301 N | Jacksonville St. | 3 0 | |
| | | | | | | | | | 304 N | Akron | 3 2 | |
| | | | | | | | | | 305 A | Western Ill. | 3 0 | |
| | | | | | | | | | 305 H | Western Ill. | 2 3 | |
| | | | | | | | | | 307 N | Gardner-Webb | 3 1 | |
| | | | | | | | | | 307 N | Gardner-Webb | 3 0 | |
| | | | | | | | | | | | | |
| | | | LAST 10 GAMES | | | | | | | | | |
| | | | 40 A | Missouri St. | 0 3 | 52 A | Southern Ill. | 0 3 | | | | |
| | | | 33 A | Wichita St. | 1 3 | 55 A | UNI | 0 3 | | | | |
| | | | 58 H | Illinois St. | 1 3 | 272 A | Bradley | 3 1 | | | | |
| | | | 132 H | Indiana St. | 3 1 | 33 H | Wichita St. | 0 3 | | | | |
| | | | 266 A | Evansville | 1 3 | 40 H | Missouri St. | 0 3 | | | | |

Drake

Non-Div. I Games:

Drake

| | | | | | | | | | | | | | | | | | | | | | | | |
|-------------------|---|----------|-----------------|-----------|-------------------|----------------|---------------|------------------|----------------------|-------------|---------------------------|----------|----------|------------------|------------|-------|-----------|-----|---------------|------------------|--|-------|--|
| Average RPI Win: | | 219 | WON-LOST RECORD | | WINNING PCT. RANK | | LAST 10 GAMES | | STRENGTH OF SCHEDULE | | OPP. STRENGTH OF SCHEDULE | | TEAM RPI | | ADJ RPI | | CONF. RPI | | ADJ CONF. RPI | | | | |
| Average RPI Loss: | | 132 | 13- 14 | | .48148 180 | | 7- 3 | | 228 | | 154 | | 196 | | .48059 194 | | 21 | | 21 | | | | |
| DIV. I ONLY | | | 6- 7 | | .46154 185 | | 0- 0 | | 182 | | 96 | | 180 | | .49221 180 | | 20 | | 20 | | | | |
| DIV. I NON-CONF. | | | | | | | | | | | | | | | | | | | | | | | |
| TOTALS | | RPI 1-25 | | RPI 26-50 | | W-L RECORDS | | RPI 51-100 | | RPI 101-150 | | RPI 150+ | | | | | | | | | | | |
| 13- 14 | | 0- 1 | | 0- 3 | | OVERALL | | 0- 2 | | 2- 2 | | 11- 6 | | | | | | | | | | | |
| 5- 3 | | 0- 0 | | 0- 0 | | HOME | | 0- 1 | | 2- 0 | | 3- 2 | | | | | | | | | | | |
| 2- 8 | | 0- 0 | | 0- 3 | | AWAY | | 0- 1 | | 0- 2 | | 2- 2 | | | | | | | | | | | |
| 6- 3 | | 0- 1 | | 0- 0 | | NEUTRAL | | 0- 0 | | 0- 0 | | 6- 2 | | | | | | | | | | | |
| 6- 7 | | 0- 1 | | 0- 3 | | NON-CONFERENCE | | 0- 0 | | 0- 1 | | 6- 2 | | | | | | | | | | | |
| 0- 0 | | 0- 0 | | 0- 0 | | HOME | | 0- 0 | | 0- 0 | | 0- 0 | | | | | | | | | | | |
| 0- 4 | | 0- 0 | | 0- 3 | | AWAY | | 0- 0 | | 0- 1 | | 0- 0 | | | | | | | | | | | |
| 6- 3 | | 0- 1 | | 0- 0 | | NEUTRAL | | 0- 0 | | 0- 0 | | 6- 2 | | | | | | | | | | | |
| 7- 7 | | 0- 0 | | 0- 0 | | CONFERENCE | | 0- 2 | | 2- 1 | | 5- 4 | | | | | | | | | | | |
| 5- 3 | | 0- 0 | | 0- 0 | | HOME | | 0- 1 | | 2- 0 | | 3- 2 | | | | | | | | | | | |
| 2- 4 | | 0- 0 | | 0- 0 | | AWAY | | 0- 1 | | 0- 1 | | 2- 2 | | | | | | | | | | | |
| 0- 0 | | 0- 0 | | 0- 0 | | NEUTRAL | | 0- 0 | | 0- 0 | | 0- 0 | | | | | | | | | | | |
| RPI | S | Opponent | | Score | | RPI | S | Opponent | | Score | | RPI | S | Opponent | | Score | | RPI | S | Opponent | | Score | |
| 11 | N | Ohio St. | | 0 3 | | 34 | A | Purdue | | 0 3 | | 97 | A | Denver | | 1 3 | | 119 | H | IUPUI | | 3 1 | |
| | | | | | | 46 | A | Arizona | | 0 3 | | 97 | H | Denver | | 0 3 | | 120 | A | North Dakota St. | | 1 3 | |
| | | | | | | 48 | A | Wyoming | | 0 3 | | | | | | | | 120 | H | North Dakota St. | | 3 0 | |
| | | | | | | | | | | | | | | | | | | 135 | A | North Dakota | | 0 3 | |
| | | | | | | | | | | | | | | | | | | 153 | N | Butler | | 0 3 | |
| | | | | | | | | | | | | | | | | | | 162 | N | Green Bay | | 1 3 | |
| | | | | | | | | | | | | | | | | | | 176 | A | Oral Roberts | | 3 1 | |
| | | | | | | | | | | | | | | | | | | 176 | H | Oral Roberts | | 3 2 | |
| | | | | | | | | | | | | | | | | | | 184 | A | Omaha | | 1 3 | |
| | | | | | | | | | | | | | | | | | | 184 | H | Omaha | | 1 3 | |
| | | | | | | | | | | | | | | | | | | 188 | N | Ball St. | | 3 2 | |
| | | | | | | | | | | | | | | | | | | 193 | N | Drake | | 3 1 | |
| | | | | | | | | | | | | | | | | | | 202 | N | Notre Dame | | 3 2 | |
| | | | | | | | | | | | | | | | | | | 221 | N | CSUN | | 3 0 | |
| | | | | | | | | | | | | | | | | | | 271 | A | South Dakota St. | | 0 3 | |
| | | | | | | | | | | | | | | | | | | 271 | H | South Dakota St. | | 3 1 | |
| | | | | | | | | | | | | | | | | | | 274 | H | IPFW | | 3 0 | |
| | | | | | | | | | | | | | | | | | | 298 | N | Florida A&M | | 3 0 | |
| | | | | | | | | | | | | | | | | | | 301 | N | Jacksonville St. | | 3 0 | |
| | | | | | | | | | | | | | | | | | | 305 | A | Western Ill. | | 3 0 | |
| | | | | | | | | | | | | | | | | | | 305 | H | Western Ill. | | 2 3 | |
| | | | | | | LAST 10 GAMES | | | | | | | | | | | | | | | | | |
| | | | | | | 271 | H | South Dakota St. | | 3 1 | | 176 | A | Oral Roberts | | 3 1 | | | | | | | |
| | | | | | | 305 | A | Western Ill. | | 3 0 | | 274 | H | IPFW | | 3 0 | | | | | | | |
| | | | | | | 97 | H | Denver | | 0 3 | | 119 | H | IUPUI | | 3 1 | | | | | | | |
| | | | | | | 120 | H | North Dakota St. | | 3 0 | | 271 | A | South Dakota St. | | 0 3 | | | | | | | |
| | | | | | | 184 | H | Omaha | | 1 3 | | 176 | H | Oral Roberts | | 3 2 | | | | | | | |

Non-Div. I Games:

South Dakota

| Average RPI Win: | 205 | WON-LOST RECORD | WINNING PCT. RANK | LAST 10 GAMES | STRENGTH OF SCHEDULE | OPP. STRENGTH OF SCHEDULE | TEAM RPI | ADJ RPI | CONF. RPI | ADJ CONF. RPI | |
|------------------|-------------|-----------------|-------------------|----------------|----------------------|---------------------------|-----------------|------------|-----------|----------------|-------|
| DIV. I ONLY | | 8- 17 | .32 259 | 3- 7 | 88 | 170 | 198 | .47945 195 | 11 | 11 | |
| DIV. I NON-CONF. | | 3- 8 | .27273 267 | 0- 0 | 102 | 191 | 220 | .46049 220 | 12 | 12 | |
| <hr/> | | | | | | | | | | | |
| TOTALS | RPI 1-25 | RPI 26-50 | W-L RECORDS | | RPI 51-100 | RPI 101-150 | RPI 150+ | | | | |
| 8- 17 | 0- 2 | 0- 0 | OVERALL | | 1- 4 | 1- 4 | 6- 7 | | | | |
| 5- 5 | 0- 1 | 0- 0 | HOME | | 1- 1 | 0- 2 | 4- 1 | | | | |
| 2- 9 | 0- 0 | 0- 0 | AWAY | | 0- 3 | 0- 2 | 2- 4 | | | | |
| 1- 3 | 0- 1 | 0- 0 | NEUTRAL | | 0- 0 | 1- 0 | 0- 2 | | | | |
| <hr/> | | | | | | | | | | | |
| 3- 8 | 0- 1 | 0- 0 | NON-CONFERENCE | | 0- 1 | 1- 2 | 2- 4 | | | | |
| 2- 2 | 0- 0 | 0- 0 | HOME | | 0- 0 | 0- 1 | 2- 1 | | | | |
| 0- 3 | 0- 0 | 0- 0 | AWAY | | 0- 1 | 0- 1 | 0- 1 | | | | |
| 1- 3 | 0- 1 | 0- 0 | NEUTRAL | | 0- 0 | 1- 0 | 0- 2 | | | | |
| <hr/> | | | | | | | | | | | |
| 5- 9 | 0- 1 | 0- 0 | CONFERENCE | | 1- 3 | 0- 2 | 4- 3 | | | | |
| 3- 3 | 0- 1 | 0- 0 | HOME | | 1- 1 | 0- 1 | 2- 0 | | | | |
| 2- 6 | 0- 0 | 0- 0 | AWAY | | 0- 2 | 0- 1 | 2- 3 | | | | |
| 0- 0 | 0- 0 | 0- 0 | NEUTRAL | | 0- 0 | 0- 0 | 0- 0 | | | | |
| <hr/> | | | | | | | | | | | |
| RPI S | Opponent | Score | RPI S | Opponent | Score | RPI S | Opponent | Score | RPI S | Opponent | Score |
| 15 N | Missouri | 1 3 | | | | 61 H | Rice | 2 3 | 115 H | Furman | 1 3 |
| 20 H | Western Ky. | 0 3 | | | | 71 A | Appalachian St. | 0 3 | 118 A | Southern Miss. | 2 3 |
| | | | | | | 77 A | UTSA | 0 3 | 118 H | Southern Miss. | 2 3 |
| | | | | | | 89 A | Fla. Atlantic | 0 3 | 119 A | IUPUI | 1 3 |
| | | | | | | 100 H | North Texas | 3 0 | 145 N | Liberty | 3 0 |
| | | | | | | | | | 158 A | FIU | 0 3 |
| | | | | | | | | | 168 A | Marshall | 2 3 |
| | | | | | | | | | 168 H | Marshall | 3 2 |
| | | | | | | | | | 177 N | West Virginia | 1 3 |
| | | | | | | | | | 191 N | Eastern Mich. | 0 3 |
| | | | | | | | | | 204 H | UTEP | 3 1 |
| | | | | | | | | | 208 H | USC Upstate | 0 3 |
| | | | | | | | | | 219 A | Middle Tenn. | 3 2 |
| | | | | | | | | | 250 A | Louisiana Tech | 0 3 |
| | | | | | | | | | 253 A | Winthrop | 0 3 |
| | | | | | | | | | 256 H | UNC Asheville | 3 0 |
| | | | | | | | | | 261 H | Davidson | 3 0 |
| | | | | | | | | | 284 A | UAB | 3 1 |
| <hr/> | | | | | | | | | | | |
| | | | LAST 10 GAMES | | | | | | | | |
| | | | 118 A | Southern Miss. | 2 3 | 77 A | UTSA | 0 3 | | | |
| | | | 219 A | Middle Tenn. | 3 2 | 20 H | Western Ky. | 0 3 | | | |
| | | | 250 A | Louisiana Tech | 0 3 | 89 A | Fla. Atlantic | 0 3 | | | |
| | | | 100 H | North Texas | 3 0 | 158 A | FIU | 0 3 | | | |
| | | | 168 H | Marshall | 3 2 | 61 H | Rice | 2 3 | | | |

Non-Div. I Games:

Charlotte

| RPI | S | Opponent | Score | |
|-----|---|------------|-------|---|
| 330 | H | Quinnipiac | 3 | 1 |

Bryant

B
r
y
a
n
t

B
r
y
a
n
t

| RPI | S | Opponent | Score |
|-----|---|------------|-------|
| 330 | H | Quinnipiac | 3 0 |

Marist

| Average RPI Win: | | 237 | WON-LOST RECORD | | WINNING PCT. RANK | LAST 10 GAMES | STRENGTH OF SCHEDULE | | OPP. STRENGTH OF SCHEDULE | TEAM RPI | ADJ RPI | CONF. RPI | ADJ CONF. RPI |
|-------------------|----------|----------|-----------------|-----------------|-------------------|---------------|----------------------|-------|---------------------------|------------------|------------|-----------|---------------|
| Average RPI Loss: | | 118 | | | | | | | | | | | |
| DIV. I ONLY | | | 13- 12 | | .52 162 | 7- 3 | 274 | | 138 | 199 | .47829 198 | 23 | 23 |
| DIV. I NON-CONF. | | | 5- 8 | | .38462 228 | 1- 0 | 211 | | 104 | 216 | .46287 215 | 21 | 21 |
| TOTALS | | RPI 1-25 | RPI 26-50 | | W-L RECORDS | | RPI 51-100 | | RPI 101-150 | | RPI 150+ | | |
| 13- 12 | 0- 1 | | 0- 0 | | OVERALL | | 0- 5 | | 2- 3 | | 11- 3 | | |
| 5- 1 | 0- 1 | | 0- 0 | | HOME | | 0- 0 | | 2- 0 | | 3- 0 | | |
| 4- 9 | 0- 0 | | 0- 0 | | AWAY | | 0- 4 | | 0- 3 | | 4- 2 | | |
| 4- 2 | 0- 0 | | 0- 0 | | NEUTRAL | | 0- 1 | | 0- 0 | | 4- 1 | | |
| 5- 8 | 0- 1 | | 0- 0 | | NON-CONFERENCE | | 0- 4 | | 0- 1 | | 5- 2 | | |
| 0- 1 | 0- 1 | | 0- 0 | | HOME | | 0- 0 | | 0- 0 | | 0- 0 | | |
| 1- 5 | 0- 0 | | 0- 0 | | AWAY | | 0- 3 | | 0- 1 | | 1- 1 | | |
| 4- 2 | 0- 0 | | 0- 0 | | NEUTRAL | | 0- 1 | | 0- 0 | | 4- 1 | | |
| 8- 4 | 0- 0 | | 0- 0 | | CONFERENCE | | 0- 1 | | 2- 2 | | 6- 1 | | |
| 5- 0 | 0- 0 | | 0- 0 | | HOME | | 0- 0 | | 2- 0 | | 3- 0 | | |
| 3- 4 | 0- 0 | | 0- 0 | | AWAY | | 0- 1 | | 0- 2 | | 3- 1 | | |
| 0- 0 | 0- 0 | | 0- 0 | | NEUTRAL | | 0- 0 | | 0- 0 | | 0- 0 | | |
| RPI S | Opponent | Score | RPI S | Opponent | Score | RPI S | Opponent | Score | RPI S | Opponent | Score | | |
| 18 H | BYU | 0 3 | | | | 54 A | Idaho St. | 0 3 | 120 A | North Dakota St. | 0 3 | | |
| | | | | | | 66 A | Pepperdine | 0 3 | 139 A | CSU Bakersfield | 2 3 | | |
| | | | | | | 79 N | Towson | 2 3 | 139 H | CSU Bakersfield | 3 1 | | |
| | | | | | | 82 A | New Mexico St. | 1 3 | 149 A | Seattle | 0 3 | | |
| | | | | | | 90 A | Washington St. | 1 3 | 149 H | Seattle | 3 0 | | |
| | | | | | | | | | 164 N | Milwaukee | 3 0 | | |
| | | | | | | | | | 171 A | UMKC | 2 3 | | |
| | | | | | | | | | 171 H | UMKC | 3 1 | | |
| | | | | | | | | | 188 N | Ball St. | 3 0 | | |
| | | | | | | | | | 201 N | UC Santa Barbara | 0 3 | | |
| | | | | | | | | | 252 A | Utah St. | 2 3 | | |
| | | | | | | | | | 262 A | UTRGV | 3 1 | | |
| | | | | | | | | | 273 A | Weber St. | 3 0 | | |
| | | | | | | | | | 279 A | Grand Canyon | 3 1 | | |
| | | | | | | | | | 279 H | Grand Canyon | 3 1 | | |
| | | | | | | | | | 281 N | Morehead St. | 3 0 | | |
| | | | | | | | | | 282 N | Incarinate Word | 3 1 | | |
| | | | | | | | | | 306 A | Chicago St. | 3 0 | | |
| | | | | | | | | | 306 H | Chicago St. | 3 0 | | |
| | | | LAST 10 GAMES | | | | | | | | | | |
| | | | 149 A | Seattle | 0 3 | 171 H | UMKC | 3 1 | | | | | |
| | | | 139 A | CSU Bakersfield | 2 3 | 262 A | UTRGV | 3 1 | | | | | |
| | | | 279 A | Grand Canyon | 3 1 | 82 A | New Mexico St. | 1 3 | | | | | |
| | | | 273 A | Weber St. | 3 0 | 149 H | Seattle | 3 0 | | | | | |
| | | | 306 H | Chicago St. | 3 0 | 279 H | Grand Canyon | 3 1 | | | | | |

Non-Div. I Games:

Utah Valley

| Average RPI Win: 288 | | WON-LOST | WINNING | LAST 10 | STRENGTH OF | | OPP. STRENGTH | TEAM | ADJ | CONF. | ADJ CONF. | | | | |
|-----------------------|---|----------|-----------|---------------|-------------|----------------|---------------|------------|-----|---------------|-----------|----------|----|---------------|-------|
| Average RPI Loss: 173 | | RECORD | PCT. RANK | GAMES | SCHEDULE | | OF SCHEDULE | RPI | RPI | RPI | RPI | | | | |
| DIV. I ONLY | | 16- 10 | .61538 | 103 | 8- 2 | | 281 | 300 | 197 | .47816 | 199 | 30 | 30 | | |
| DIV. I NON-CONF. | | 4- 6 | .4 | 216 | 1- 0 | | 153 | 195 | 206 | .47258 | 205 | 30 | 30 | | |
| <hr/> | | | | | | | | | | | | | | | |
| TOTALS | | RPI 1-25 | | RPI 26-50 | | W-L RECORDS | | RPI 51-100 | | RPI 101-150 | | RPI 150+ | | | |
| 16- 10 | | 0- 0 | | 0- 1 | | OVERALL | | 0- 3 | | 0- 1 | | 16- 5 | | | |
| 8- 1 | | 0- 0 | | 0- 0 | | HOME | | 0- 0 | | 0- 0 | | 8- 1 | | | |
| 6- 6 | | 0- 0 | | 0- 1 | | AWAY | | 0- 1 | | 0- 1 | | 6- 3 | | | |
| 2- 3 | | 0- 0 | | 0- 0 | | NEUTRAL | | 0- 2 | | 0- 0 | | 2- 1 | | | |
| 4- 6 | | 0- 0 | | 0- 1 | | NON-CONFERENCE | | 0- 3 | | 0- 1 | | 4- 1 | | | |
| 0- 0 | | 0- 0 | | 0- 0 | | HOME | | 0- 0 | | 0- 0 | | 0- 0 | | | |
| 2- 3 | | 0- 0 | | 0- 1 | | AWAY | | 0- 1 | | 0- 1 | | 2- 0 | | | |
| 2- 3 | | 0- 0 | | 0- 0 | | NEUTRAL | | 0- 2 | | 0- 0 | | 2- 1 | | | |
| 12- 4 | | 0- 0 | | 0- 0 | | CONFERENCE | | 0- 0 | | 0- 0 | | 12- 4 | | | |
| 8- 1 | | 0- 0 | | 0- 0 | | HOME | | 0- 0 | | 0- 0 | | 8- 1 | | | |
| 4- 3 | | 0- 0 | | 0- 0 | | AWAY | | 0- 0 | | 0- 0 | | 4- 3 | | | |
| 0- 0 | | 0- 0 | | 0- 0 | | NEUTRAL | | 0- 0 | | 0- 0 | | 0- 0 | | | |
| RPI | S | Opponent | Score | RPI | S | Opponent | Score | RPI | S | Opponent | Score | RPI | S | Opponent | Score |
| | | | | 44 | A | Villanova | 0 3 | 63 | N | James Madison | 0 3 | 104 | A | Hofstra | 1 3 |
| | | | | | | | | 81 | A | Georgia Tech | 0 3 | 197 | H | Marist | 3 1 |
| | | | | | | | | 92 | N | Coastal Caro. | 0 3 | 213 | H | Fairfield | 1 3 |
| | | | | | | | | | | | | 234 | N | Howard | 3 0 |
| | | | | | | | | | | | | 264 | A | Manhattan | 2 3 |
| | | | | | | | | | | | | 264 | H | Manhattan | 3 1 |
| | | | | | | | | | | | | 265 | A | Binghamton | 3 2 |
| | | | | | | | | | | | | 267 | N | UT Martin | 3 1 |
| | | | | | | | | | | | | 269 | A | Rider | 2 3 |
| | | | | | | | | | | | | 269 | H | Rider | 3 0 |
| | | | | | | | | | | | | 295 | A | Niagara | 3 2 |
| | | | | | | | | | | | | 295 | H | Niagara | 3 1 |
| | | | | | | | | | | | | 299 | N | Citadel | 1 3 |
| | | | | | | | | | | | | 300 | A | Iona | 1 3 |
| | | | | | | | | | | | | 300 | H | Iona | 3 0 |
| | | | | | | | | | | | | 303 | A | Canisius | 3 1 |
| | | | | | | | | | | | | 303 | H | Canisius | 3 2 |
| | | | | | | | | | | | | 315 | A | Hartford | 3 0 |
| | | | | | | | | | | | | 319 | A | Saint Peter's | 3 0 |
| | | | | | | | | | | | | 319 | H | Saint Peter's | 3 0 |
| | | | | | | | | | | | | 330 | A | Quinnipiac | 3 0 |
| | | | | | | | | | | | | 330 | H | Quinnipiac | 3 1 |
| | | | | LAST 10 GAMES | | | | | | | | | | | |
| | | | | 295 | H | Niagara | 3 1 | 319 | H | Saint Peter's | 3 0 | | | | |
| | | | | 303 | H | Canisius | 3 2 | 269 | H | Rider | 3 0 | | | | |
| | | | | 300 | A | Iona | 1 3 | 265 | A | Binghamton | 3 2 | | | | |
| | | | | 264 | A | Manhattan | 2 3 | 197 | H | Marist | 3 1 | | | | |
| | | | | 330 | A | Quinnipiac | 3 0 | 330 | H | Quinnipiac | 3 1 | | | | |

Non-Div. I Games:

Siena

| Average RPI Win: 221 | | WON-LOST RECORD | | WINNING PCT. RANK | | LAST 10 GAMES | | STRENGTH OF SCHEDULE | | OPP. STRENGTH OF SCHEDULE | | TEAM RPI | | ADJ RPI | | CONF. RPI | | ADJ CONF. RPI | |
|-----------------------|---|-----------------|-------|-------------------|---|----------------|-------|----------------------|---|---------------------------|-------|----------|---|----------------|-------|-----------|---|---------------|-------|
| Average RPI Loss: 155 | | | | | | | | | | | | | | | | | | | |
| DIV. I ONLY | | 13- 13 | | .5 170 | | 7- 3 | | 247 | | 198 | | 200 | | .47786 200 | | 16 | | 17 | |
| DIV. I NON-CONF. | | 5- 7 | | .41667 204 | | 0- 0 | | 296 | | 179 | | 263 | | .42715 262 | | 19 | | 19 | |
| TOTALS | | RPI 1-25 | | RPI 26-50 | | W-L RECORDS | | RPI 51-100 | | RPI 101-150 | | RPI 150+ | | | | | | | |
| 13- 13 | | 0- 0 | | 0- 1 | | OVERALL | | 1- 3 | | 1- 2 | | 11- 7 | | | | | | | |
| 4- 4 | | 0- 0 | | 0- 0 | | HOME | | 1- 1 | | 0- 1 | | 3- 2 | | | | | | | |
| 6- 6 | | 0- 0 | | 0- 0 | | AWAY | | 0- 2 | | 1- 1 | | 5- 3 | | | | | | | |
| 3- 3 | | 0- 0 | | 0- 1 | | NEUTRAL | | 0- 0 | | 0- 0 | | 3- 2 | | | | | | | |
| 5- 7 | | 0- 0 | | 0- 1 | | NON-CONFERENCE | | 0- 2 | | 0- 1 | | 5- 3 | | | | | | | |
| 0- 0 | | 0- 0 | | 0- 0 | | HOME | | 0- 0 | | 0- 0 | | 0- 0 | | | | | | | |
| 2- 4 | | 0- 0 | | 0- 0 | | AWAY | | 0- 2 | | 0- 1 | | 2- 1 | | | | | | | |
| 3- 3 | | 0- 0 | | 0- 1 | | NEUTRAL | | 0- 0 | | 0- 0 | | 3- 2 | | | | | | | |
| 8- 6 | | 0- 0 | | 0- 0 | | CONFERENCE | | 1- 1 | | 1- 1 | | 6- 4 | | | | | | | |
| 4- 4 | | 0- 0 | | 0- 0 | | HOME | | 1- 1 | | 0- 1 | | 3- 2 | | | | | | | |
| 4- 2 | | 0- 0 | | 0- 0 | | AWAY | | 0- 0 | | 1- 0 | | 3- 2 | | | | | | | |
| 0- 0 | | 0- 0 | | 0- 0 | | NEUTRAL | | 0- 0 | | 0- 0 | | 0- 0 | | | | | | | |
| RPI | S | Opponent | Score | RPI | S | Opponent | Score | RPI | S | Opponent | Score | RPI | S | Opponent | Score | RPI | S | Opponent | Score |
| | | | | 41 | N | Arkansas | 1 3 | 67 | A | Xavier | 0 3 | 123 | A | Miami (OH) | 0 3 | | | | |
| | | | | | | | | 72 | H | Cleveland St. | 3 2 | 134 | A | Valparaiso | 3 2 | | | | |
| | | | | | | | | 80 | A | Cincinnati | 0 3 | 134 | H | Valparaiso | 1 3 | | | | |
| | | | | | | | | 86 | H | Oakland | 0 3 | 162 | A | Green Bay | 3 2 | | | | |
| | | | | | | | | | | | | 162 | H | Green Bay | 3 2 | | | | |
| | | | | | | | | | | | | 164 | A | Milwaukee | 0 3 | | | | |
| | | | | | | | | | | | | 164 | H | Milwaukee | 2 3 | | | | |
| | | | | | | | | | | | | 191 | N | Eastern Mich. | 0 3 | | | | |
| | | | | | | | | | | | | 218 | A | Ill.-Chicago | 3 1 | | | | |
| | | | | | | | | | | | | 218 | H | Ill.-Chicago | 1 3 | | | | |
| | | | | | | | | | | | | 228 | A | Youngstown St. | 3 2 | | | | |
| | | | | | | | | | | | | 228 | H | Youngstown St. | 3 0 | | | | |
| | | | | | | | | | | | | 232 | A | Eastern Ky. | 0 3 | | | | |
| | | | | | | | | | | | | 245 | A | Wright St. | 0 3 | | | | |
| | | | | | | | | | | | | 245 | H | Wright St. | 3 0 | | | | |
| | | | | | | | | | | | | 250 | N | Louisiana Tech | 3 1 | | | | |
| | | | | | | | | | | | | 266 | A | Evansville | 3 0 | | | | |
| | | | | | | | | | | | | 274 | N | IPFW | 0 3 | | | | |
| | | | | | | | | | | | | 293 | A | SIUE | 3 2 | | | | |
| | | | | | | | | | | | | 305 | N | Western Ill. | 3 1 | | | | |
| | | | | | | | | | | | | 316 | N | Jackson St. | 3 1 | | | | |
| LAST 10 GAMES | | | | | | | | | | | | | | | | | | | |
| | | | | | | | | | | | | | | | | | | | |
| | | | | | | | | | | | | | | | | | | | |
| | | | | | | | | | | | | | | | | | | | |
| | | | | | | | | | | | | | | | | | | | |
| | | | | | | | | | | | | | | | | | | | |
| | | | | | | | | | | | | | | | | | | | |
| | | | | | | | | | | | | | | | | | | | |
| | | | | | | | | | | | | | | | | | | | |
| | | | | | | | | | | | | | | | | | | | |
| | | | | | | | | | | | | | | | | | | | |
| | | | | | | | | | | | | | | | | | | | |
| | | | | | | | | | | | | | | | | | | | |
| | | | | | | | | | | | | | | | | | | | |
| | | | | | | | | | | | | | | | | | | | |
| | | | | | | | | | | | | | | | | | | | |
| | | | | | | | | | | | | | | | | | | | |
| | | | | | | | | | | | | | | | | | | | |

Non-Div. I Games:

Northern Ky.

| Average RPI Win: | | 208 | WON-LOST RECORD | | WINNING PCT. RANK | | LAST 10 GAMES | | STRENGTH OF SCHEDULE | | OPP. STRENGTH OF SCHEDULE | | TEAM RPI | | ADJ RPI | | CONF. RPI | | ADJ CONF. RPI | | | | |
|-------------------|---|----------|-----------------|-----------|-------------------|----------------|---------------|------------------|----------------------|-------------|---------------------------|----------|----------|-------------------|------------|-------|-----------|-----|---------------|-------------------|---|---|--|
| Average RPI Loss: | | 94 | | | | | | | | | | | | | | | | | | | | | |
| DIV. I ONLY | | | 6- 17 | | .26087 282 | | 2- 8 | | 81 | | 90 | | 207 | | .47743 201 | | 13 | | 13 | | | | |
| DIV. I NON-CONF. | | | 4- 7 | | .36364 237 | | 0- 0 | | 27 | | 56 | | 115 | | .54195 113 | | 9 | | 9 | | | | |
| TOTALS | | RPI 1-25 | | RPI 26-50 | | W-L RECORDS | | RPI 51-100 | | RPI 101-150 | | RPI 150+ | | | | | | | | | | | |
| 6- 17 | | 0- 2 | | 0- 3 | | OVERALL | | 1- 6 | | 0- 2 | | 5- 4 | | | | | | | | | | | |
| 2- 10 | | 0- 2 | | 0- 2 | | HOME | | 0- 2 | | 0- 2 | | 2- 2 | | | | | | | | | | | |
| 1- 6 | | 0- 0 | | 0- 1 | | AWAY | | 0- 3 | | 0- 0 | | 1- 2 | | | | | | | | | | | |
| 3- 1 | | 0- 0 | | 0- 0 | | NEUTRAL | | 1- 1 | | 0- 0 | | 2- 0 | | | | | | | | | | | |
| 4- 7 | | 0- 2 | | 0- 2 | | NON-CONFERENCE | | 1- 2 | | 0- 1 | | 3- 0 | | | | | | | | | | | |
| 0- 5 | | 0- 2 | | 0- 2 | | HOME | | 0- 0 | | 0- 1 | | 0- 0 | | | | | | | | | | | |
| 1- 1 | | 0- 0 | | 0- 0 | | AWAY | | 0- 1 | | 0- 0 | | 1- 0 | | | | | | | | | | | |
| 3- 1 | | 0- 0 | | 0- 0 | | NEUTRAL | | 1- 1 | | 0- 0 | | 2- 0 | | | | | | | | | | | |
| 2- 10 | | 0- 0 | | 0- 1 | | CONFERENCE | | 0- 4 | | 0- 1 | | 2- 4 | | | | | | | | | | | |
| 2- 5 | | 0- 0 | | 0- 0 | | HOME | | 0- 2 | | 0- 1 | | 2- 2 | | | | | | | | | | | |
| 0- 5 | | 0- 0 | | 0- 1 | | AWAY | | 0- 2 | | 0- 0 | | 0- 2 | | | | | | | | | | | |
| 0- 0 | | 0- 0 | | 0- 0 | | NEUTRAL | | 0- 0 | | 0- 0 | | 0- 0 | | | | | | | | | | | |
| RPI | S | Opponent | | Score | | RPI | S | Opponent | | Score | | RPI | S | Opponent | | Score | | | | | | | |
| 10 | H | UCLA | | 0 | 3 | 26 | H | Loyola Marymount | | 2 | 3 | 53 | A | Long Beach St. | | 0 | 3 | 127 | H | UC Irvine | 1 | 3 | |
| 24 | H | SMU | | 1 | 3 | 28 | H | San Diego | | 0 | 3 | 53 | H | Long Beach St. | | 1 | 3 | 144 | H | San Diego St. | 0 | 3 | |
| | | | | | | 32 | A | Hawaii | | 0 | 3 | 61 | N | Rice | | 3 | 1 | 152 | A | UC Davis | 0 | 3 | |
| | | | | | | | | | | | | 66 | A | Pepperdine | | 1 | 3 | 152 | H | UC Davis | 0 | 3 | |
| | | | | | | | | | | | | 93 | N | Rhode Island | | 2 | 3 | 181 | A | Yale | 3 | 1 | |
| | | | | | | | | | | | | 95 | A | Cal Poly | | 1 | 3 | 198 | N | Utah Valley | 3 | 0 | |
| | | | | | | | | | | | | 95 | H | Cal Poly | | 1 | 3 | 221 | A | CSUN | 2 | 3 | |
| | | | | | | | | | | | | | | | | | | 221 | H | CSUN | 1 | 3 | |
| | | | | | | | | | | | | | | | | | | 231 | H | UC Riverside | 3 | 1 | |
| | | | | | | | | | | | | | | | | | | 282 | N | Incarnate Word | 3 | 0 | |
| | | | | | | | | | | | | | | | | | | 296 | H | Cal St. Fullerton | 3 | 1 | |
| | | | | | | LAST 10 GAMES | | | | | | | | | | | | | | | | | |
| | | | | | | 127 | H | UC Irvine | | 1 | 3 | 296 | H | Cal St. Fullerton | | 3 | 1 | | | | | | |
| | | | | | | 152 | H | UC Davis | | 0 | 3 | 231 | H | UC Riverside | | 3 | 1 | | | | | | |
| | | | | | | 95 | H | Cal Poly | | 1 | 3 | 95 | A | Cal Poly | | 1 | 3 | | | | | | |
| | | | | | | 221 | A | CSUN | | 2 | 3 | 152 | A | UC Davis | | 0 | 3 | | | | | | |
| | | | | | | 53 | A | Long Beach St. | | 0 | 3 | 53 | H | Long Beach St. | | 1 | 3 | | | | | | |

Non-Div. I Games:

UC Santa Barbara

| Average RPI Win: 180 | | WON-LOST | WINNING | LAST 10 | STRENGTH OF | | OPP. STRENGTH | TEAM | ADJ | CONF. | ADJ CONF. | | |
|----------------------|-------------|----------|---------------|--------------------|----------------|-------|---------------|-------|-------------|--------------------|-----------|---|---|
| Average RPI Loss: 87 | | RECORD | PCT. RANK | GAMES | SCHEDULE | | OF SCHEDULE | RPI | RPI | RPI | RPI | | |
| DIV. I ONLY | | 6- 20 | .23077 | 292 | 1- 9 | | 66 | 68 | 201 | .4773 | 202 | 6 | 6 |
| DIV. I NON-CONF. | | 5- 7 | .41667 | 204 | 0- 0 | | 93 | 121 | 157 | .50641 | 157 | 6 | 6 |
| <hr/> | | | | | | | | | | | | | |
| TOTALS | | RPI 1-25 | RPI 26-50 | | W-L RECORDS | | RPI 51-100 | | RPI 101-150 | | RPI 150+ | | |
| 6- 20 | | 0- 4 | 0- 4 | | OVERALL | | 0- 5 | | 2- 4 | | 4- 3 | | |
| 2- 9 | | 0- 3 | 0- 1 | | HOME | | 0- 3 | | 1- 1 | | 1- 1 | | |
| 2- 7 | | 0- 1 | 0- 3 | | AWAY | | 0- 1 | | 0- 2 | | 2- 0 | | |
| 2- 4 | | 0- 0 | 0- 0 | | NEUTRAL | | 0- 1 | | 1- 1 | | 1- 2 | | |
| 5- 7 | | 0- 1 | 0- 1 | | NON-CONFERENCE | | 0- 1 | | 2- 2 | | 3- 2 | | |
| 2- 1 | | 0- 1 | 0- 0 | | HOME | | 0- 0 | | 1- 0 | | 1- 0 | | |
| 1- 2 | | 0- 0 | 0- 1 | | AWAY | | 0- 0 | | 0- 1 | | 1- 0 | | |
| 2- 4 | | 0- 0 | 0- 0 | | NEUTRAL | | 0- 1 | | 1- 1 | | 1- 2 | | |
| 1- 13 | | 0- 3 | 0- 3 | | CONFERENCE | | 0- 4 | | 0- 2 | | 1- 1 | | |
| 0- 8 | | 0- 2 | 0- 1 | | HOME | | 0- 3 | | 0- 1 | | 0- 1 | | |
| 1- 5 | | 0- 1 | 0- 2 | | AWAY | | 0- 1 | | 0- 1 | | 1- 0 | | |
| 0- 0 | | 0- 0 | 0- 0 | | NEUTRAL | | 0- 0 | | 0- 0 | | 0- 0 | | |
| RPI S | Opponent | Score | RPI S | Opponent | Score | RPI S | Opponent | Score | RPI S | Opponent | Score | | |
| 5 H | Penn St. | 0 3 | 27 A | North Carolina | 1 3 | 62 H | Syracuse | 2 3 | 101 N | Temple | 1 3 | | |
| 19 A | Louisville | 0 3 | 34 A | Purdue | 1 3 | 72 N | Cleveland St. | 2 3 | 104 N | Hofstra | 3 2 | | |
| 19 H | Louisville | 0 3 | 43 H | Pittsburgh | 0 3 | 81 A | Georgia Tech | 0 3 | 126 H | Mississippi St. | 3 1 | | |
| 21 H | Florida St. | 0 3 | 47 A | Virginia | 1 3 | 87 H | Duke | 0 3 | 133 H | Boston College | 0 3 | | |
| | | | | | | 91 H | Virginia Tech | 0 3 | 140 A | Seton Hall | 0 3 | | |
| | | | | | | | | | 143 A | North Carolina St. | 2 3 | | |
| | | | | | | | | | 169 H | Wake Forest | 1 3 | | |
| | | | | | | | | | 188 N | Ball St. | 3 0 | | |
| | | | | | | | | | 194 N | South Dakota | 2 3 | | |
| | | | | | | | | | 209 A | Clemson | 3 2 | | |
| | | | | | | | | | 219 A | Middle Tenn. | 3 1 | | |
| | | | | | | | | | 232 H | Eastern Ky. | 3 0 | | |
| | | | | | | | | | 257 N | Bowling Green | 1 3 | | |
| | | | LAST 10 GAMES | | | | | | | | | | |
| | | | 43 H | Pittsburgh | 0 3 | 19 A | Louisville | 0 3 | | | | | |
| | | | 91 H | Virginia Tech | 0 3 | 169 H | Wake Forest | 1 3 | | | | | |
| | | | 27 A | North Carolina | 1 3 | 87 H | Duke | 0 3 | | | | | |
| | | | 143 A | North Carolina St. | 2 3 | 81 A | Georgia Tech | 0 3 | | | | | |
| | | | 47 A | Virginia | 1 3 | 209 A | Clemson | 3 2 | | | | | |

Non-Div. I Games:

Notre Dame

| Average RPI Win: 276 | | WON-LOST RECORD | | WINNING PCT. RANK | | LAST 10 GAMES | | STRENGTH OF SCHEDULE | | OPP. STRENGTH OF SCHEDULE | | TEAM RPI | | ADJ RPI | | CONF. RPI | | ADJ CONF. RPI | |
|----------------------------|----------|-----------------|-------|-------------------|-------|----------------|--|----------------------|--|----------------------------|---------------|----------|-------|------------|-------|----------------------|--|---------------|--|
| DIV. I ONLY | | 11- 12 | | .47826 188 | | 9- 1 | | 217 | | 241 | | 202 | | .4765 203 | | 29 | | 29 | |
| DIV. I NON-CONF. | | 1- 10 | | .09091 310 | | 0- 0 | | 109 | | 35 | | 261 | | .42792 260 | | 29 | | 29 | |
| TOTALS | | RPI 1-25 | | RPI 26-50 | | W-L RECORDS | | RPI 51-100 | | RPI 101-150 | | RPI 150+ | | | | | | | |
| 11- 12 | | 0- 1 | | 0- 1 | | OVERALL | | 0- 3 | | 0- 4 | | 11- 3 | | | | | | | |
| 4- 5 | | 0- 1 | | 0- 1 | | HOME | | 0- 2 | | 0- 0 | | 4- 1 | | | | | | | |
| 6- 5 | | 0- 0 | | 0- 0 | | AWAY | | 0- 1 | | 0- 2 | | 6- 2 | | | | | | | |
| 1- 2 | | 0- 0 | | 0- 0 | | NEUTRAL | | 0- 0 | | 0- 2 | | 1- 0 | | | | | | | |
| 1- 10 | | 0- 1 | | 0- 1 | | NON-CONFERENCE | | 0- 3 | | 0- 4 | | 1- 1 | | | | | | | |
| 0- 4 | | 0- 1 | | 0- 1 | | HOME | | 0- 2 | | 0- 0 | | 0- 0 | | | | | | | |
| 0- 4 | | 0- 0 | | 0- 0 | | AWAY | | 0- 1 | | 0- 2 | | 0- 1 | | | | | | | |
| 1- 2 | | 0- 0 | | 0- 0 | | NEUTRAL | | 0- 0 | | 0- 2 | | 1- 0 | | | | | | | |
| 10- 2 | | 0- 0 | | 0- 0 | | CONFERENCE | | 0- 0 | | 0- 0 | | 10- 2 | | | | | | | |
| 4- 1 | | 0- 0 | | 0- 0 | | HOME | | 0- 0 | | 0- 0 | | 4- 1 | | | | | | | |
| 6- 1 | | 0- 0 | | 0- 0 | | AWAY | | 0- 0 | | 0- 0 | | 6- 1 | | | | | | | |
| 0- 0 | | 0- 0 | | 0- 0 | | NEUTRAL | | 0- 0 | | 0- 0 | | 0- 0 | | | | | | | |
| RPI S | Opponent | | Score | | RPI S | Opponent | | Score | | RPI S | Opponent | | Score | | RPI S | Opponent | | Score | |
| 11 H | Ohio St. | | 0 3 | | 46 H | Arizona | | 0 3 | | 62 H | Syracuse | | 1 3 | | 102 A | New Mexico | | 0 3 | |
| | | | | | | | | | | 68 H | Oregon | | 1 3 | | 114 N | LSU | | 0 3 | |
| | | | | | | | | | | 91 A | Virginia Tech | | 0 3 | | 128 N | ETSU | | 1 3 | |
| | | | | | | | | | | | | | | | 129 A | St. John's (NY) | | 0 3 | |
| | | | | | | | | | | | | | | | 196 A | Bryant | | 1 3 | |
| | | | | | | | | | | | | | | | 196 H | Bryant | | 3 0 | |
| | | | | | | | | | | | | | | | 221 N | CSUN | | 3 1 | |
| | | | | | | | | | | | | | | | 223 A | Radford | | 1 3 | |
| | | | | | | | | | | | | | | | 224 A | Sacred Heart | | 3 1 | |
| | | | | | | | | | | | | | | | 237 A | Robert Morris | | 3 1 | |
| | | | | | | | | | | | | | | | 237 H | Robert Morris | | 0 3 | |
| | | | | | | | | | | | | | | | 289 A | Central Conn. St. | | 3 0 | |
| | | | | | | | | | | | | | | | 289 H | Central Conn. St. | | 3 0 | |
| | | | | | | | | | | | | | | | 312 A | Fairleigh Dickinson | | 3 0 | |
| | | | | | | | | | | | | | | | 314 A | St. Francis Brooklyn | | 3 0 | |
| | | | | | | | | | | | | | | | 314 H | St. Francis Brooklyn | | 3 0 | |
| | | | | | | | | | | | | | | | 321 A | Saint Francis (PA) | | 3 0 | |
| | | | | | | | | | | | | | | | 321 H | Saint Francis (PA) | | 3 0 | |
| LAST 10 GAMES | | | | | | | | | | | | | | | | | | | |
| 314 A St. Francis Brooklyn | | | | | 3 0 | | | | | 312 A Fairleigh Dickinson | | | | | 3 0 | | | | |
| 321 A Saint Francis (PA) | | | | | 3 0 | | | | | 224 A Sacred Heart | | | | | 3 1 | | | | |
| 237 A Robert Morris | | | | | 3 1 | | | | | 314 H St. Francis Brooklyn | | | | | 3 0 | | | | |
| 196 H Bryant | | | | | 3 0 | | | | | 321 H Saint Francis (PA) | | | | | 3 0 | | | | |
| 289 H Central Conn. St. | | | | | 3 0 | | | | | 237 H Robert Morris | | | | | 0 3 | | | | |

Non-Div. I Games:

LIU Brooklyn

U
T
E
P

UTEP

| Average RPI Win: 221 | | WON-LOST | WINNING | LAST 10 | STRENGTH OF | | OPP. STRENGTH | TEAM | ADJ | CONF. | ADJ CONF. |
|-----------------------|----------|----------|-----------|----------------|-------------|-------|----------------|-------|-------------|-------------------|-----------|
| Average RPI Loss: 127 | | RECORD | PCT. RANK | GAMES | SCHEDULE | | OF SCHEDULE | RPI | RPI | RPI | RPI |
| DIV. I ONLY | | 13- 14 | .48148 | 180 | 254 | | 132 | 204 | .47596 | 205 | 10 |
| DIV. I NON-CONF. | | 8- 6 | .57143 | 141 | 197 | | 190 | 156 | .50723 | 155 | 10 |
| TOTALS | | RPI 1-25 | RPI 26-50 | | W-L RECORDS | | RPI 51-100 | | RPI 101-150 | | RPI 150+ |
| 13- 14 | 0- 0 | 0- 2 | | OVERALL | | 0- 3 | | 0- 5 | | 13- 4 | |
| 8- 6 | 0- 0 | 0- 1 | | HOME | | 0- 2 | | 0- 2 | | 8- 1 | |
| 3- 6 | 0- 0 | 0- 1 | | AWAY | | 0- 0 | | 0- 2 | | 3- 3 | |
| 2- 2 | 0- 0 | 0- 0 | | NEUTRAL | | 0- 1 | | 0- 1 | | 2- 0 | |
| 8- 6 | 0- 0 | 0- 0 | | NON-CONFERENCE | | 0- 3 | | 0- 2 | | 8- 1 | |
| 5- 3 | 0- 0 | 0- 0 | | HOME | | 0- 2 | | 0- 1 | | 5- 0 | |
| 1- 1 | 0- 0 | 0- 0 | | AWAY | | 0- 0 | | 0- 0 | | 1- 1 | |
| 2- 2 | 0- 0 | 0- 0 | | NEUTRAL | | 0- 1 | | 0- 1 | | 2- 0 | |
| 5- 8 | 0- 0 | 0- 2 | | CONFERENCE | | 0- 0 | | 0- 3 | | 5- 3 | |
| 3- 3 | 0- 0 | 0- 1 | | HOME | | 0- 0 | | 0- 1 | | 3- 1 | |
| 2- 5 | 0- 0 | 0- 1 | | AWAY | | 0- 0 | | 0- 2 | | 2- 2 | |
| 0- 0 | 0- 0 | 0- 0 | | NEUTRAL | | 0- 0 | | 0- 0 | | 0- 0 | |
| RPI S | Opponent | Score | RPI S | Opponent | Score | RPI S | Opponent | Score | RPI S | Opponent | Score |
| | | | 45 A | Boise St. | 2 3 | 78 H | Sacramento St. | 1 3 | 102 A | New Mexico | 0 3 |
| | | | 45 H | Boise St. | 2 3 | 95 H | Cal Poly | 2 3 | 109 H | Portland | 1 3 |
| | | | | | | 99 N | Murray St. | 0 3 | 129 N | St. John's (NY) | 1 3 |
| | | | | | | | | | 144 A | San Diego St. | 0 3 |
| | | | | | | | | | 144 H | San Diego St. | 2 3 |
| | | | | | | | | | 152 H | UC Davis | 3 0 |
| | | | | | | | | | 166 A | St. Mary's (CA) | 0 3 |
| | | | | | | | | | 167 A | Nevada | 1 3 |
| | | | | | | | | | 167 H | Nevada | 3 0 |
| | | | | | | | | | 175 H | UNLV | 3 2 |
| | | | | | | | | | 183 H | Southern Utah | 3 0 |
| | | | | | | | | | 189 A | Air Force | 3 0 |
| | | | | | | | | | 222 A | Western Caro. | 3 0 |
| | | | | | | | | | 225 A | San Jose St. | 1 3 |
| | | | | | | | | | 225 H | San Jose St. | 2 3 |
| | | | | | | | | | 231 H | UC Riverside | 3 0 |
| | | | | | | | | | 233 H | Central Mich. | 3 0 |
| | | | | | | | | | 252 A | Utah St. | 3 1 |
| | | | | | | | | | 252 H | Utah St. | 3 0 |
| | | | | | | | | | 259 N | Georgia St. | 3 2 |
| | | | | | | | | | 268 N | Bethune-Cookman | 3 0 |
| | | | | | | | | | 296 H | Cal St. Fullerton | 3 1 |
| LAST 10 GAMES | | | | | | | | | | | |
| | | | 167 A | Nevada | 1 3 | 175 H | UNLV | 3 2 | | | |
| | | | 144 A | San Diego St. | 0 3 | 189 A | Air Force | 3 0 | | | |
| | | | 252 H | Utah St. | 3 0 | 102 A | New Mexico | 0 3 | | | |
| | | | 45 H | Boise St. | 2 3 | 144 H | San Diego St. | 2 3 | | | |
| | | | 225 A | San Jose St. | 1 3 | 167 H | Nevada | 3 0 | | | |

Non-Div. I Games:

Fresno St.

| Average RPI Win: | | 192 | WON-LOST RECORD | | WINNING PCT. RANK | | LAST 10 GAMES | | STRENGTH OF SCHEDULE | | OPP. STRENGTH OF SCHEDULE | | TEAM RPI | | ADJ RPI | | CONF. RPI | | ADJ CONF. RPI | | | | |
|------------------|---|-----------|-----------------|-----------|-------------------|-----|----------------|----------|----------------------|------------|---------------------------|-----|-------------|--------------|---------|----------|-----------|-----|---------------|-----------------|--|---|---|
| DIV. I ONLY | | | 5- 19 | | .20833 | 299 | 0- 10 | | 56 | | 75 | | 205 | | .47519 | | 206 | 5 | | 5 | | | |
| DIV. I NON-CONF. | | | 5- 7 | | .41667 | 204 | 0- 0 | | 111 | | 156 | | 175 | | .49781 | | 175 | 4 | | 4 | | | |
| TOTALS | | RPI 1-25 | | RPI 26-50 | | | W-L RECORDS | | | RPI 51-100 | | | RPI 101-150 | | | RPI 150+ | | | | | | | |
| 5- 19 | | 0- 5 | | 0- 0 | | | OVERALL | | | 0- 7 | | | 1- 3 | | | 4- 4 | | | | | | | |
| 4- 10 | | 0- 3 | | 0- 0 | | | HOME | | | 0- 4 | | | 1- 1 | | | 3- 2 | | | | | | | |
| 0- 7 | | 0- 2 | | 0- 0 | | | AWAY | | | 0- 3 | | | 0- 1 | | | 0- 1 | | | | | | | |
| 1- 2 | | 0- 0 | | 0- 0 | | | NEUTRAL | | | 0- 0 | | | 0- 1 | | | 1- 1 | | | | | | | |
| 5- 7 | | 0- 1 | | 0- 0 | | | NON-CONFERENCE | | | 0- 2 | | | 1- 1 | | | 4- 3 | | | | | | | |
| 4- 3 | | 0- 0 | | 0- 0 | | | HOME | | | 0- 2 | | | 1- 0 | | | 3- 1 | | | | | | | |
| 0- 2 | | 0- 1 | | 0- 0 | | | AWAY | | | 0- 0 | | | 0- 0 | | | 0- 1 | | | | | | | |
| 1- 2 | | 0- 0 | | 0- 0 | | | NEUTRAL | | | 0- 0 | | | 0- 1 | | | 1- 1 | | | | | | | |
| 0- 12 | | 0- 4 | | 0- 0 | | | CONFERENCE | | | 0- 5 | | | 0- 2 | | | 0- 1 | | | | | | | |
| 0- 7 | | 0- 3 | | 0- 0 | | | HOME | | | 0- 2 | | | 0- 1 | | | 0- 1 | | | | | | | |
| 0- 5 | | 0- 1 | | 0- 0 | | | AWAY | | | 0- 3 | | | 0- 1 | | | 0- 0 | | | | | | | |
| 0- 0 | | 0- 0 | | 0- 0 | | | NEUTRAL | | | 0- 0 | | | 0- 0 | | | 0- 0 | | | | | | | |
| RPI | S | Opponent | | Score | | RPI | S | Opponent | | Score | | RPI | S | Opponent | | Score | | | | | | | |
| 4 | H | Florida | | 0 | 3 | | | | | | | 62 | H | Syracuse | | 0 | 3 | 104 | N | Hofstra | | 0 | 3 |
| 9 | A | Wisconsin | | 0 | 3 | | | | | | | 73 | A | Auburn | | 0 | 3 | 114 | H | LSU | | 2 | 3 |
| 13 | H | Kentucky | | 0 | 3 | | | | | | | 75 | A | Ole Miss | | 0 | 3 | 126 | A | Mississippi St. | | 0 | 3 |
| 15 | H | Missouri | | 0 | 3 | | | | | | | 75 | H | Ole Miss | | 1 | 3 | 138 | H | Memphis | | 3 | 0 |
| 16 | A | Texas A&M | | 0 | 3 | | | | | | | 81 | H | Georgia Tech | | 0 | 3 | 169 | A | Wake Forest | | 1 | 3 |
| | | | | | | | | | | | | 88 | A | Alabama | | 0 | 3 | 172 | H | South Carolina | | 0 | 3 |
| | | | | | | | | | | | | 98 | H | Tennessee | | 0 | 3 | 178 | N | VCU | | 3 | 1 |
| | | | | | | | | | | | | | | | | | | 182 | H | High Point | | 3 | 0 |
| | | | | | | | | | | | | | | | | | | 212 | H | Wofford | | 3 | 1 |
| | | | | | | | | | | | | | | | | | | 215 | N | Georgetown | | 1 | 3 |
| | | | | | | | | | | | | | | | | | | 235 | H | Ga. Southern | | 1 | 3 |
| | | | | | | | | | | | | | | | | | | 251 | H | Mercer | | 3 | 0 |
| | | | | | | | | | | | | | | | | | | | | | | | |
| | | | | | | | | | | | | | | | | | | | | | | | |
| | | | | | | | | | | | | | | | | | | | | | | | |
| | | | | | | | | | | | | | | | | | | | | | | | |
| | | | | | | | | | | | | | | | | | | | | | | | |
| | | | | | | | | | | | | | | | | | | | | | | | |
| | | | | | | | | | | | | | | | | | | | | | | | |
| | | | | | | | | | | | | | | | | | | | | | | | |
| | | | | | | | | | | | | | | | | | | | | | | | |
| | | | | | | | | | | | | | | | | | | | | | | | |
| | | | | | | | | | | | | | | | | | | | | | | | |
| | | | | | | | | | | | | | | | | | | | | | | | |
| | | | | | | | | | | | | | | | | | | | | | | | |
| | | | | | | | | | | | | | | | | | | | | | | | |
| | | | | | | | | | | | | | | | | | | | | | | | |
| | | | | | | | | | | | | | | | | | | | | | | | |
| | | | | | | | | | | | | | | | | | | | | | | | |
| | | | | | | | | | | | | | | | | | | | | | | | |
| | | | | | | | | | | | | | | | | | | | | | | | |
| | | | | | | | | | | | | | | | | | | | | | | | |
| | | | | | | | | | | | | | | | | | | | | | | | |
| | | | | | | | | | | | | | | | | | | | | | | | |
| | | | | | | | | | | | | | | | | | | | | | | | |
| | | | | | | | | | | | | | | | | | | | | | | | |
| | | | | | | | | | | | | | | | | | | | | | | | |
| | | | | | | | | | | | | | | | | | | | | | | | |
| | | | | | | | | | | | | | | | | | | | | | | | |
| | | | | | | | | | | | | | | | | | | | | | | | |
| | | | | | | | | | | | | | | | | | | | | | | | |
| | | | | | | | | | | | | | | | | | | | | | | | |
| | | | | | | | | | | | | | | | | | | | | | | | |
| | | | | | | | | | | | | | | | | | | | | | | | |
| | | | | | | | | | | | | | | | | | | | | | | | |
| | | | | | | | | | | | | | | | | | | | | | | | |
| | | | | | | | | | | | | | | | | | | | | | | | |
| | | | | | | | | | | | | | | | | | | | | | | | |
| | | | | | | | | | | | | | | | | | | | | | | | |
| | | | | | | | | | | | | | | | | | | | | | | | |
| | | | | | | | | | | | | | | | | | | | | | | | |
| | | | | | | | | | | | | | | | | | | | | | | | |
| | | | | | | | | | | | | | | | | | | | | | | | |
| | | | | | | | | | | | | | | | | | | | | | | | |
| | | | | | | | | | | | | | | | | | | | | | | | |
| | | | | | | | | | | | | | | | | | | | | | | | |
| | | | | | | | | | | | | | | | | | | | | | | | |
| | | | | | | | | | | | | | | | | | | | | | | | |
| | | | | | | | | | | | | | | | | | | | | | | | |
| | | | | | | | | | | | | | | | | | | | | | | | |
| | | | | | | | | | | | | | | | | | | | | | | | |
| | | | | | | | | | | | | | | | | | | | | | | | |
| | | | | | | | | | | | | | | | | | | | | | | | |
| | | | | | | | | | | | | | | | | | | | | | | | |
| | | | | | | | | | | | | | | | | | | | | | | | |
| | | | | | | | | | | | | | | | | | | | | | | | |
| | | | | | | | | | | | | | | | | | | | | | | | |
| | | | | | | | | | | | | | | | | | | | | | | | |
| | | | | | | | | | | | | | | | | | | | | | | | |
| | | | | | | | | | | | | | | | | | | | | | | | |
| | | | | | | | | | | | | | | | | | | | | | | | |
| | | | | | | | | | | | | | | | | | | | | | | | |
| | | | | | | | | | | | | | | | | | | | | | | | |
| | | | | | | | | | | | | | | | | | | | | | | | |
| | | | | | | | | | | | | | | | | | | | | | | | |
| | | | | | | | | | | | | | | | | | | | | | | | |
| | | | | | | | | | | | | | | | | | | | | | | | |
| | | | | | | | | | | | | | | | | | | | | | | | |
| | | | | | | | | | | | | | | | | | | | | | | | |
| | | | | | | | | | | | | | | | | | | | | | | | |
| | | | | | | | | | | | | | | | | | | | | | | | |
| | | | | | | | | | | | | | | | | | | | | | | | |
| | | | | | | | | | | | | | | | | | | | | | | | |

Non-Div. I Games:

Georgia

| | | | | | | | | | | | | |
|------------------|----------|-----------------|-------------------|----------------|----------------------|---------------------------|----------|-------------|-----------|---------------|-------|----|
| Average RPI Win: | 232 | WON-LOST RECORD | WINNING PCT. RANK | LAST 10 GAMES | STRENGTH OF SCHEDULE | OPP. STRENGTH OF SCHEDULE | TEAM RPI | ADJ RPI | CONF. RPI | ADJ CONF. RPI | | |
| DIV. I ONLY | | 11- 13 | .45833 | 197 | 3- 7 | 206 | 228 | 206 | .47507 | 207 | 22 | 22 |
| DIV. I NON-CONF. | | 6- 6 | .5 | 163 | 0- 0 | 227 | 197 | 196 | .47847 | 196 | 23 | 23 |
| <hr/> | | | | | | | | | | | | |
| TOTALS | RPI 1-25 | RPI 26-50 | | W-L RECORDS | | RPI 51-100 | | RPI 101-150 | | RPI 150+ | | |
| 11- 13 | 0- 0 | 0- 1 | | OVERALL | | 0- 1 | | 1- 5 | | 10- 6 | | |
| 5- 7 | 0- 0 | 0- 1 | | HOME | | 0- 1 | | 0- 2 | | 5- 3 | | |
| 3- 4 | 0- 0 | 0- 0 | | AWAY | | 0- 0 | | 1- 2 | | 2- 2 | | |
| 3- 2 | 0- 0 | 0- 0 | | NEUTRAL | | 0- 0 | | 0- 1 | | 3- 1 | | |
| <hr/> | | | | | | | | | | | | |
| 6- 6 | 0- 0 | 0- 1 | | NON-CONFERENCE | | 0- 1 | | 0- 2 | | 6- 2 | | |
| 2- 3 | 0- 0 | 0- 1 | | HOME | | 0- 1 | | 0- 0 | | 2- 1 | | |
| 1- 1 | 0- 0 | 0- 0 | | AWAY | | 0- 0 | | 0- 1 | | 1- 0 | | |
| 3- 2 | 0- 0 | 0- 0 | | NEUTRAL | | 0- 0 | | 0- 1 | | 3- 1 | | |
| <hr/> | | | | | | | | | | | | |
| 5- 7 | 0- 0 | 0- 0 | | CONFERENCE | | 0- 0 | | 1- 3 | | 4- 4 | | |
| 3- 4 | 0- 0 | 0- 0 | | HOME | | 0- 0 | | 0- 2 | | 3- 2 | | |
| 2- 3 | 0- 0 | 0- 0 | | AWAY | | 0- 0 | | 1- 1 | | 1- 2 | | |
| 0- 0 | 0- 0 | 0- 0 | | NEUTRAL | | 0- 0 | | 0- 0 | | 0- 0 | | |
| <hr/> | | | | | | | | | | | | |
| RPI S | Opponent | Score | RPI S | Opponent | Score | RPI S | Opponent | Score | RPI S | Opponent | Score | |
| | | | 44 H | Villanova | 0 3 | 79 H | Towson | 1 3 | 101 A | Temple | 0 3 | |
| | | | | | | | | | 103 N | Maryland | 2 3 | |
| | | | | | | | | | 136 A | Princeton | 3 1 | |
| | | | | | | | | | 136 H | Princeton | 1 3 | |
| | | | | | | | | | 147 A | Harvard | 0 3 | |
| | | | | | | | | | 147 H | Harvard | 0 3 | |
| | | | | | | | | | 155 A | Dartmouth | 3 0 | |
| | | | | | | | | | 155 H | Dartmouth | 3 0 | |
| | | | | | | | | | 170 H | Delaware | 1 3 | |
| | | | | | | | | | 181 A | Yale | 1 3 | |
| | | | | | | | | | 181 H | Yale | 1 3 | |
| | | | | | | | | | 213 H | Fairfield | 3 1 | |
| | | | | | | | | | 217 N | George Mason | 2 3 | |
| | | | | | | | | | 222 N | Western Caro. | 3 2 | |
| | | | | | | | | | 234 N | Howard | 3 0 | |
| | | | | | | | | | 243 A | Brown | 0 3 | |
| | | | | | | | | | 243 H | Brown | 3 0 | |
| | | | | | | | | | 255 H | Columbia | 1 3 | |
| | | | | | | | | | 278 H | Cornell | 3 1 | |
| | | | | | | | | | 293 A | NJIT | 3 0 | |
| | | | | | | | | | 297 N | La Salle | 3 0 | |
| | | | | | | | | | 323 H | Delaware St. | 3 0 | |
| <hr/> | | | | | | | | | | | | |
| | | | LAST 10 GAMES | | | | | | | | | |
| | | | 181 H | Yale | 1 3 | 243 A | Brown | 0 3 | | | | |
| | | | 243 H | Brown | 3 0 | 181 A | Yale | 1 3 | | | | |
| | | | 155 H | Dartmouth | 3 0 | 255 H | Columbia | 1 3 | | | | |
| | | | 147 H | Harvard | 0 3 | 278 H | Cornell | 3 1 | | | | |
| | | | 136 H | Princeton | 1 3 | 147 A | Harvard | 0 3 | | | | |

Non-Div. I Games:

Penn

| Average RPI Win: | 271 | WON-LOST | WINNING | LAST 10 | STRENGTH OF | OPP. STRENGTH | TEAM | ADJ | CONF. | ADJ CONF. | |
|-------------------|----------|-----------|---------------|----------------|-------------|---------------|--------------|-------------|-------|--------------------|-------|
| Average RPI Loss: | 121 | RECORD | PCT. RANK | GAMES | SCHEDULE | OF SCHEDULE | RPI | RPI | RPI | RPI | |
| DIV. I ONLY | 15- 13 | .53571 | 152 | 3- 7 | 275 | 226 | 209 | .47462 | 208 | 14 | 14 |
| DIV. I NON-CONF. | 12- 4 | .75 | 59 | 0- 0 | 308 | 270 | 181 | .4922 | 181 | 17 | 18 |
| <hr/> | | | | | | | | | | | |
| TOTALS | RPI 1-25 | RPI 26-50 | | W-L RECORDS | | RPI 51-100 | | RPI 101-150 | | RPI 150+ | |
| 15- 13 | 0- 0 | 0- 0 | | OVERALL | | 0- 5 | | 0- 5 | | 15- 3 | |
| 4- 5 | 0- 0 | 0- 0 | | HOME | | 0- 2 | | 0- 2 | | 4- 1 | |
| 4- 6 | 0- 0 | 0- 0 | | AWAY | | 0- 3 | | 0- 1 | | 4- 2 | |
| 7- 2 | 0- 0 | 0- 0 | | NEUTRAL | | 0- 0 | | 0- 2 | | 7- 0 | |
| <hr/> | | | | | | | | | | | |
| 12- 4 | 0- 0 | 0- 0 | | NON-CONFERENCE | | 0- 1 | | 0- 2 | | 12- 1 | |
| 2- 0 | 0- 0 | 0- 0 | | HOME | | 0- 0 | | 0- 0 | | 2- 0 | |
| 3- 2 | 0- 0 | 0- 0 | | AWAY | | 0- 1 | | 0- 0 | | 3- 1 | |
| 7- 2 | 0- 0 | 0- 0 | | NEUTRAL | | 0- 0 | | 0- 2 | | 7- 0 | |
| <hr/> | | | | | | | | | | | |
| 3- 9 | 0- 0 | 0- 0 | | CONFERENCE | | 0- 4 | | 0- 3 | | 3- 2 | |
| 2- 5 | 0- 0 | 0- 0 | | HOME | | 0- 2 | | 0- 2 | | 2- 1 | |
| 1- 4 | 0- 0 | 0- 0 | | AWAY | | 0- 2 | | 0- 1 | | 1- 1 | |
| 0- 0 | 0- 0 | 0- 0 | | NEUTRAL | | 0- 0 | | 0- 0 | | 0- 0 | |
| <hr/> | | | | | | | | | | | |
| RPI S | Opponent | Score | RPI S | Opponent | Score | RPI S | Opponent | Score | RPI S | Opponent | Score |
| | | | | | | 59 A | Lipscomb | 0 3 | 116 A | Kennesaw St. | 2 3 |
| | | | | | | 59 H | Lipscomb | 0 3 | 116 H | Kennesaw St. | 2 3 |
| | | | | | | 70 A | Saint Louis | 0 3 | 128 N | ETSU | 0 3 |
| | | | | | | 85 A | FGCU | 0 3 | 135 N | North Dakota | 1 3 |
| | | | | | | 85 H | FGCU | 0 3 | 137 H | Jacksonville | 1 3 |
| | | | | | | | | | 156 H | North Florida | 2 3 |
| | | | | | | | | | 195 A | Charlotte | 3 0 |
| | | | | | | | | | 209 A | Clemson | 0 3 |
| | | | | | | | | | 212 H | Wofford | 3 2 |
| | | | | | | | | | 216 A | Stetson | 1 3 |
| | | | | | | | | | 216 H | Stetson | 3 2 |
| | | | | | | | | | 247 N | Southeast Mo. St. | 3 1 |
| | | | | | | | | | 253 H | Winthrop | 3 1 |
| | | | | | | | | | 256 N | UNC Asheville | 3 1 |
| | | | | | | | | | 261 N | Davidson | 3 0 |
| | | | | | | | | | 267 N | UT Martin | 3 1 |
| | | | | | | | | | 293 A | NJIT | 3 0 |
| | | | | | | | | | 293 H | NJIT | 3 0 |
| | | | | | | | | | 299 N | Citadel | 3 1 |
| | | | | | | | | | 307 A | Gardner-Webb | 3 1 |
| | | | | | | | | | 308 N | Presbyterian | 3 1 |
| | | | | | | | | | 327 N | Ark.-Pine Bluff | 3 0 |
| | | | | | | | | | 329 A | South Carolina St. | 3 1 |
| | | | LAST 10 GAMES | | | | | | | | |
| | | | 216 H | Stetson | 3 2 | 293 A | NJIT | 3 0 | | | |
| | | | 85 H | FGCU | 0 3 | 59 A | Lipscomb | 0 3 | | | |
| | | | 293 H | NJIT | 3 0 | 85 A | FGCU | 0 3 | | | |
| | | | 59 H | Lipscomb | 0 3 | 216 A | Stetson | 1 3 | | | |
| | | | 116 H | Kennesaw St. | 2 3 | 137 H | Jacksonville | 1 3 | | | |

Non-Div. I Games:

USC Upstate

| Average RPI Win: 241 | | WON-LOST RECORD | WINNING PCT. RANK | LAST 10 GAMES | STRENGTH OF SCHEDULE | OPP. STRENGTH OF SCHEDULE | TEAM RPI | ADJ RPI | CONF. RPI | ADJ CONF. RPI | |
|----------------------|----------------|--------------------|----------------------|--------------------|-------------------------|------------------------------|-----------------|------------|--------------|--------------------|----------|
| Average RPI Loss: 83 | | | | | | | | | | | |
| DIV. I ONLY | | 5- 21 | .19231 307 | 0- 10 | 46 | 93 | 210 | .47321 209 | 6 | 6 | |
| DIV. I NON-CONF. | | 5- 7 | .41667 204 | 0- 0 | 55 | 202 | 142 | .5189 142 | 6 | 6 | |
| TOTALS | | RPI 1-25 | RPI 26-50 | | W-L RECORDS | | RPI 51-100 | | RPI 101-150 | | RPI 150+ |
| 5- 21 | 0- 3 | | 0- 4 | OVERALL | | | 0- 8 | | 1- 3 | 4- 3 | |
| 4- 10 | 0- 1 | | 0- 1 | HOME | | | 0- 5 | | 1- 1 | 3- 2 | |
| 0- 8 | 0- 2 | | 0- 2 | AWAY | | | 0- 2 | | 0- 2 | 0- 0 | |
| 1- 3 | 0- 0 | | 0- 1 | NEUTRAL | | | 0- 1 | | 0- 0 | 1- 1 | |
| 5- 7 | 0- 1 | | 0- 1 | NON-CONFERENCE | | | 0- 3 | | 1- 1 | 4- 1 | |
| 4- 2 | 0- 0 | | 0- 0 | HOME | | | 0- 2 | | 1- 0 | 3- 0 | |
| 0- 2 | 0- 1 | | 0- 0 | AWAY | | | 0- 0 | | 0- 1 | 0- 0 | |
| 1- 3 | 0- 0 | | 0- 1 | NEUTRAL | | | 0- 1 | | 0- 0 | 1- 1 | |
| 0- 14 | 0- 2 | | 0- 3 | CONFERENCE | | | 0- 5 | | 0- 2 | 0- 2 | |
| 0- 8 | 0- 1 | | 0- 1 | HOME | | | 0- 3 | | 0- 1 | 0- 2 | |
| 0- 6 | 0- 1 | | 0- 2 | AWAY | | | 0- 2 | | 0- 1 | 0- 0 | |
| 0- 0 | 0- 0 | | 0- 0 | NEUTRAL | | | 0- 0 | | 0- 0 | 0- 0 | |
| RPI S | Opponent | Score | RPI S | Opponent | Score | RPI S | Opponent | Score | RPI S | Opponent | Score |
| 19 H | Louisville | 0 3 | 27 H | North Carolina | 0 3 | 62 A | Syracuse | 1 3 | 115 A | Furman | 2 3 |
| 21 A | Florida St. | 0 3 | 30 A | Miami (FL) | 0 3 | 62 H | Syracuse | 1 3 | 128 H | ETSU | 3 1 |
| 24 A | SMU | 0 3 | 42 N | TCU | 1 3 | 64 H | UNCW | 0 3 | 133 A | Boston College | 0 3 |
| | | | 43 A | Pittsburgh | 0 3 | 71 H | Appalachian St. | 0 3 | 143 H | North Carolina St. | 0 3 |
| | | | | | | 77 N | UTSA | 2 3 | 169 H | Wake Forest | 2 3 |
| | | | | | | 81 H | Georgia Tech | 0 3 | 172 N | South Carolina | 1 3 |
| | | | | | | 87 H | Duke | 0 3 | 202 H | Notre Dame | 2 3 |
| | | | | | | 91 A | Virginia Tech | 0 3 | 208 H | USC Upstate | 3 0 |
| | | | | | | | | | 253 N | Winthrop | 3 0 |
| | | | | | | | | | 308 H | Presbyterian | 3 0 |
| | | | | | | | | | 309 H | Charleston So. | 3 1 |
| LAST 10 GAMES | | | | | | | | | | | |
| 87 H | Duke | 0 3 | 143 H | North Carolina St. | 0 3 | | | | | | |
| 169 H | Wake Forest | 2 3 | 43 A | Pittsburgh | 0 3 | | | | | | |
| 62 A | Syracuse | 1 3 | 91 A | Virginia Tech | 0 3 | | | | | | |
| 133 A | Boston College | 0 3 | 19 H | Louisville | 0 3 | | | | | | |
| 27 H | North Carolina | 0 3 | 202 H | Notre Dame | 2 3 | | | | | | |

Non-Div. I Games:

Clemson

| Average RPI Win: | 286 | WON-LOST RECORD | WINNING PCT. RANK | LAST 10 GAMES | STRENGTH OF SCHEDULE | OPP. STRENGTH OF SCHEDULE | TEAM RPI | ADJ RPI | CONF. RPI | ADJ CONF. RPI | |
|------------------|-------------|-----------------|-------------------|-----------------|----------------------|---------------------------|-----------------|------------|-----------|--------------------|-------|
| DIV. I ONLY | | 11- 15 | .42308 211 | 6- 4 | 184 | 223 | 211 | .47129 210 | 25 | 25 | |
| DIV. I NON-CONF. | | 2- 9 | .18182 293 | 0- 0 | 165 | 117 | 270 | .42469 269 | 25 | 26 | |
| <hr/> | | | | | | | | | | | |
| TOTALS | RPI 1-25 | RPI 26-50 | | W-L RECORDS | RPI 51-100 | | RPI 101-150 | | RPI 150+ | | |
| 11- 15 | 0- 2 | 0- 1 | | OVERALL | 0- 2 | | 0- 4 | | 11- 6 | | |
| 4- 6 | 0- 0 | 0- 0 | | HOME | 0- 1 | | 0- 2 | | 4- 3 | | |
| 5- 6 | 0- 1 | 0- 1 | | AWAY | 0- 1 | | 0- 1 | | 5- 2 | | |
| 2- 3 | 0- 1 | 0- 0 | | NEUTRAL | 0- 0 | | 0- 1 | | 2- 1 | | |
| <hr/> | | | | | | | | | | | |
| 2- 9 | 0- 2 | 0- 1 | | NON-CONFERENCE | 0- 0 | | 0- 2 | | 2- 4 | | |
| 0- 3 | 0- 0 | 0- 0 | | HOME | 0- 0 | | 0- 1 | | 0- 2 | | |
| 0- 3 | 0- 1 | 0- 1 | | AWAY | 0- 0 | | 0- 0 | | 0- 1 | | |
| 2- 3 | 0- 1 | 0- 0 | | NEUTRAL | 0- 0 | | 0- 1 | | 2- 1 | | |
| <hr/> | | | | | | | | | | | |
| 9- 6 | 0- 0 | 0- 0 | | CONFERENCE | 0- 2 | | 0- 2 | | 9- 2 | | |
| 4- 3 | 0- 0 | 0- 0 | | HOME | 0- 1 | | 0- 1 | | 4- 1 | | |
| 5- 3 | 0- 0 | 0- 0 | | AWAY | 0- 1 | | 0- 1 | | 5- 1 | | |
| 0- 0 | 0- 0 | 0- 0 | | NEUTRAL | 0- 0 | | 0- 0 | | 0- 0 | | |
| <hr/> | | | | | | | | | | | |
| RPI S | Opponent | Score | RPI S | Opponent | Score | RPI S | Opponent | Score | RPI S | Opponent | Score |
| 9 A | Wisconsin | 0 3 | 43 A | Pittsburgh | 0 3 | 74 A | American | 0 3 | 110 N | Col. of Charleston | 2 3 |
| 20 N | Western Ky. | 0 3 | | | | 74 H | American | 2 3 | 117 A | Army West Point | 1 3 |
| | | | | | | | | | 117 H | Army West Point | 1 3 |
| | | | | | | | | | 131 H | Albany (NY) | 0 3 |
| | | | | | | | | | 163 A | Lehigh | 0 3 |
| | | | | | | | | | 163 H | Lehigh | 1 3 |
| | | | | | | | | | 181 H | Yale | 0 3 |
| | | | | | | | | | 186 A | Duquesne | 0 3 |
| | | | | | | | | | 187 H | Rutgers | 0 3 |
| | | | | | | | | | 228 N | Youngstown St. | 1 3 |
| | | | | | | | | | 240 N | Providence | 3 2 |
| | | | | | | | | | 249 A | Bucknell | 3 0 |
| | | | | | | | | | 249 H | Bucknell | 3 0 |
| | | | | | | | | | 277 A | Navy | 3 2 |
| | | | | | | | | | 277 H | Navy | 3 0 |
| | | | | | | | | | 285 A | Lafayette | 3 0 |
| | | | | | | | | | 310 A | Loyola Maryland | 3 0 |
| | | | | | | | | | 310 H | Loyola Maryland | 3 1 |
| | | | | | | | | | 313 A | Holy Cross | 3 0 |
| | | | | | | | | | 313 H | Holy Cross | 3 1 |
| | | | | | | | | | 323 N | Delaware St. | 3 0 |
| <hr/> | | | | | | | | | | | |
| | | | LAST 10 GAMES | | | | | | | | |
| | | | 310 A | Loyola Maryland | 3 0 | 313 A | Holy Cross | 3 0 | | | |
| | | | 74 A | American | 0 3 | 285 A | Lafayette | 3 0 | | | |
| | | | 277 H | Navy | 3 0 | 249 H | Bucknell | 3 0 | | | |
| | | | 163 H | Lehigh | 1 3 | 310 H | Loyola Maryland | 3 1 | | | |
| | | | 117 A | Army West Point | 1 3 | 74 H | American | 2 3 | | | |

Non-Div. I Games:

Colgate

| Average RPI Win: 258 | | WON-LOST RECORD | | WINNING PCT. RANK | | LAST 10 GAMES | | STRENGTH OF SCHEDULE | | OPP. STRENGTH OF SCHEDULE | | TEAM RPI | | ADJ RPI | | CONF. RPI | | ADJ CONF. RPI | |
|-----------------------|----------|-----------------|--|-------------------|----------|----------------|--|----------------------|---------------|---------------------------|---|----------|--------------------|------------|---|-----------|--|---------------|--|
| Average RPI Loss: 152 | | | | | | | | | | | | | | | | | | | |
| DIV. I ONLY | | 15- 15 | | .5 170 | | 6- 4 | | 253 | | 259 | | 213 | | .46953 212 | | 19 | | 19 | |
| DIV. I NON-CONF. | | 9- 8 | | .52941 160 | | 2- 0 | | 300 | | 292 | | 247 | | .44064 246 | | 22 | | 22 | |
| TOTALS | | RPI 1-25 | | RPI 26-50 | | W-L RECORDS | | RPI 51-100 | | RPI 101-150 | | RPI 150+ | | | | | | | |
| 15- 15 | | 0- 0 | | 0- 0 | | OVERALL | | 0- 3 | | 3- 6 | | 12- 6 | | | | | | | |
| 5- 2 | | 0- 0 | | 0- 0 | | HOME | | 0- 1 | | 2- 1 | | 3- 0 | | | | | | | |
| 5- 9 | | 0- 0 | | 0- 0 | | AWAY | | 0- 1 | | 1- 3 | | 4- 5 | | | | | | | |
| 5- 4 | | 0- 0 | | 0- 0 | | NEUTRAL | | 0- 1 | | 0- 2 | | 5- 1 | | | | | | | |
| 9- 8 | | 0- 0 | | 0- 0 | | NON-CONFERENCE | | 0- 1 | | 0- 3 | | 9- 4 | | | | | | | |
| 1- 0 | | 0- 0 | | 0- 0 | | HOME | | 0- 0 | | 0- 0 | | 1- 0 | | | | | | | |
| 3- 4 | | 0- 0 | | 0- 0 | | AWAY | | 0- 0 | | 0- 1 | | 3- 3 | | | | | | | |
| 5- 4 | | 0- 0 | | 0- 0 | | NEUTRAL | | 0- 1 | | 0- 2 | | 5- 1 | | | | | | | |
| 6- 7 | | 0- 0 | | 0- 0 | | CONFERENCE | | 0- 2 | | 3- 3 | | 3- 2 | | | | | | | |
| 4- 2 | | 0- 0 | | 0- 0 | | HOME | | 0- 1 | | 2- 1 | | 2- 0 | | | | | | | |
| 2- 5 | | 0- 0 | | 0- 0 | | AWAY | | 0- 1 | | 1- 2 | | 1- 2 | | | | | | | |
| 0- 0 | | 0- 0 | | 0- 0 | | NEUTRAL | | 0- 0 | | 0- 0 | | 0- 0 | | | | | | | |
| RPI S | Opponent | Score | | RPI S | Opponent | Score | | RPI S | Opponent | Score | | RPI S | Opponent | Score | | | | | |
| | | | | | | | | 84 A | Chattanooga | 1 | 3 | 110 A | Col. of Charleston | 0 | 3 | | | | |
| | | | | | | | | 84 H | Chattanooga | 0 | 3 | 115 H | Furman | 3 | 0 | | | | |
| | | | | | | | | 98 N | Tennessee | 1 | 3 | 121 A | UNCG | 1 | 3 | | | | |
| | | | | | | | | | | | | 128 A | ETSU | 3 | 1 | | | | |
| | | | | | | | | | | | | 128 H | ETSU | 1 | 3 | | | | |
| | | | | | | | | | | | | 137 N | Jacksonville | 0 | 3 | | | | |
| | | | | | | | | | | | | 138 N | Memphis | 0 | 3 | | | | |
| | | | | | | | | | | | | 146 A | Samford | 1 | 3 | | | | |
| | | | | | | | | | | | | 146 H | Samford | 3 | 0 | | | | |
| | | | | | | | | | | | | 172 A | South Carolina | 0 | 3 | | | | |
| | | | | | | | | | | | | 182 N | High Point | 2 | 3 | | | | |
| | | | | | | | | | | | | 206 A | Georgia | 1 | 3 | | | | |
| | | | | | | | | | | | | 208 A | USC Upstate | 2 | 3 | | | | |
| | | | | | | | | | | | | 222 A | Western Caro. | 2 | 3 | | | | |
| | | | | | | | | | | | | 222 H | Western Caro. | 3 | 0 | | | | |
| | | | | | | | | | | | | 246 N | La.-Monroe | 3 | 1 | | | | |
| | | | | | | | | | | | | 251 A | Mercer | 1 | 3 | | | | |
| | | | | | | | | | | | | 251 H | Mercer | 3 | 2 | | | | |
| | | | | | | | | | | | | 254 N | East Carolina | 3 | 1 | | | | |
| | | | | | | | | | | | | 299 A | Citadel | 3 | 0 | | | | |
| | | | | | | | | | | | | 301 A | Jacksonville St. | 3 | 0 | | | | |
| | | | | | | | | | | | | 308 A | Presbyterian | 3 | 0 | | | | |
| | | | | | | | | | | | | 308 H | Presbyterian | 3 | 0 | | | | |
| | | | | | | | | | | | | 309 N | Charleston So. | 3 | 2 | | | | |
| | | | | | | | | | | | | 317 N | Alabama A&M | 3 | 0 | | | | |
| | | | | | | | | | | | | 329 A | South Carolina St. | 3 | 1 | | | | |
| | | | | | | | | | | | | 333 N | Alcorn | 3 | 0 | | | | |
| | | | | LAST 10 GAMES | | | | | | | | | | | | | | | |
| | | | | | | | | 128 H | ETSU | 1 | 3 | 308 H | Presbyterian | 3 | 0 | | | | |
| | | | | | | | | 84 A | Chattanooga | 1 | 3 | 128 A | ETSU | 3 | 1 | | | | |
| | | | | | | | | 146 A | Samford | 1 | 3 | 121 A | UNCG | 1 | 3 | | | | |
| | | | | | | | | 251 H | Mercer | 3 | 2 | 329 A | South Carolina St. | 3 | 1 | | | | |
| | | | | | | | | 222 H | Western Caro. | 3 | 0 | 299 A | Citadel | 3 | 0 | | | | |

Non-Div. I Games:

Wofford

| | | | | | | | | | | | |
|------------------|----------|--------------------|----------------------|------------------|-------------------------|------------------------------|-------------|------------|--------------|-------------------|-------|
| Average RPI Win: | 269 | WON-LOST RECORD | WINNING PCT. RANK | LAST 10 GAMES | STRENGTH OF SCHEDULE | OPP. STRENGTH OF SCHEDULE | TEAM RPI | ADJ RPI | CONF. RPI | ADJ CONF. RPI | |
| DIV. I ONLY | | 16- 9 | .64 95 | 9- 1 | 292 | 314 | 207 | .46903 | 213 | 30 30 | |
| DIV. I NON-CONF. | | 5- 5 | .5 163 | 1- 0 | 251 | 293 | 223 | .4572 | 225 | 30 30 | |
| <hr/> | | | | | | | | | | | |
| TOTALS | RPI 1-25 | RPI 26-50 | | W-L RECORDS | RPI 51-100 | | RPI 101-150 | | RPI 150+ | | |
| 16- 9 | 0- 0 | 0- 0 | | OVERALL | 0- 1 | | 1- 0 | | 15- 8 | | |
| 8- 2 | 0- 0 | 0- 0 | | HOME | 0- 0 | | 1- 0 | | 7- 2 | | |
| 6- 5 | 0- 0 | 0- 0 | | AWAY | 0- 0 | | 0- 0 | | 6- 5 | | |
| 2- 2 | 0- 0 | 0- 0 | | NEUTRAL | 0- 1 | | 0- 0 | | 2- 1 | | |
| <hr/> | | | | | | | | | | | |
| 5- 5 | 0- 0 | 0- 0 | | NON-CONFERENCE | 0- 1 | | 1- 0 | | 4- 4 | | |
| 3- 1 | 0- 0 | 0- 0 | | HOME | 0- 0 | | 1- 0 | | 2- 1 | | |
| 0- 2 | 0- 0 | 0- 0 | | AWAY | 0- 0 | | 0- 0 | | 0- 2 | | |
| 2- 2 | 0- 0 | 0- 0 | | NEUTRAL | 0- 1 | | 0- 0 | | 2- 1 | | |
| <hr/> | | | | | | | | | | | |
| 11- 4 | 0- 0 | 0- 0 | | CONFERENCE | 0- 0 | | 0- 0 | | 11- 4 | | |
| 5- 1 | 0- 0 | 0- 0 | | HOME | 0- 0 | | 0- 0 | | 5- 1 | | |
| 6- 3 | 0- 0 | 0- 0 | | AWAY | 0- 0 | | 0- 0 | | 6- 3 | | |
| 0- 0 | 0- 0 | 0- 0 | | NEUTRAL | 0- 0 | | 0- 0 | | 0- 0 | | |
| <hr/> | | | | | | | | | | | |
| RPI S | Opponent | Score | RPI S | Opponent | Score | RPI S | Opponent | Score | RPI S | Opponent | Score |
| | | | | | | 79 N | Towson | 1 3 | 133 H | Boston College | 3 2 |
| | | | | | | | | | 165 H | New Hampshire | 1 3 |
| | | | | | | | | | 197 A | Marist | 3 2 |
| | | | | | | | | | 197 H | Marist | 3 1 |
| | | | | | | | | | 199 A | Siena | 3 1 |
| | | | | | | | | | 207 A | Penn | 1 3 |
| | | | | | | | | | 224 H | Sacred Heart | 3 2 |
| | | | | | | | | | 249 N | Bucknell | 0 3 |
| | | | | | | | | | 264 A | Manhattan | 3 0 |
| | | | | | | | | | 269 A | Rider | 3 1 |
| | | | | | | | | | 269 H | Rider | 1 3 |
| | | | | | | | | | 289 A | Central Conn. St. | 0 3 |
| | | | | | | | | | 293 N | NJIT | 3 0 |
| | | | | | | | | | 295 A | Niagara | 2 3 |
| | | | | | | | | | 295 H | Niagara | 3 1 |
| | | | | | | | | | 300 A | Iona | 2 3 |
| | | | | | | | | | 303 A | Canisius | 0 3 |
| | | | | | | | | | 303 H | Canisius | 3 0 |
| | | | | | | | | | 313 H | Holy Cross | 3 1 |
| | | | | | | | | | 319 A | Saint Peter's | 3 0 |
| | | | | | | | | | 319 H | Saint Peter's | 3 0 |
| | | | | | | | | | 323 N | Delaware St. | 3 0 |
| | | | | | | | | | 330 A | Quinnipiac | 3 0 |
| | | | | | | | | | 330 H | Quinnipiac | 3 0 |
| | | | | | | | | | | | |
| | | | | | | | | | | | |
| | | | | | | | | | | | |
| | | | | | | | | | | | |
| | | | | | | | | | | | |
| | | | | | | | | | | | |
| | | | | | | | | | | | |
| | | | | | | | | | | | |
| | | | | | | | | | | | |
| | | | | | | | | | | | |
| | | | | | | | | | | | |
| | | | | | | | | | | | |
| | | | | | | | | | | | |
| | | | | | | | | | | | |
| | | | | | | | | | | | |
| | | | | | | | | | | | |
| | | | | | | | | | | | |
| | | | | | | | | | | | |
| | | | | | | | | | | | |
| | | | | | | | | | | | |
| | | | | | | | | | | | |
| | | | | | | | | | | | |
| | | | | | | | | | | | |
| | | | | | | | | | | | |
| | | | | | | | | | | | |
| | | | | | | | | | | | |
| | | | | | | | | | | | |
| | | | | | | | | | | | |
| | | | | | | | | | | | |
| | | | | | | | | | | | |
| | | | | | | | | | | | |
| | | | | | | | | | | | |
| | | | | | | | | | | | |
| | | | | | | | | | | | |
| | | | | | | | | | | | |
| | | | | | | | | | | | |
| | | | | | | | | | | | |
| | | | | | | | | | | | |
| | | | | | | | | | | | |
| | | | | | | | | | | | |
| | | | | | | | | | | | |
| | | | | | | | | | | | |
| | | | | | | | | | | | |
| | | | | | | | | | | | |
| | | | | | | | | | | | |
| | | | | | | | | | | | |
| | | | | | | | | | | | |
| | | | | | | | | | | | |
| | | | | | | | | | | | |
| | | | | | | | | | | | |
| | | | | | | | | | | | |
| | | | | | | | | | | | |
| | | | | | | | | | | | |
| | | | | | | | | | | | |
| | | | | | | | | | | | |
| | | | | | | | | | | | |
| | | | | | | | | | | | |

Non-Div. I Games:

Fairfield

| Average RPI Win: | 248 | WON-LOST | WINNING | LAST 10 | STRENGTH OF | OPP. STRENGTH | TEAM | ADJ | CONF. | ADJ CONF. | | | |
|-------------------|----------|------------|------------------|----------------|-------------|-----------------|------------------|-------------|-------|---------------|------------------|-------------------|------------------|
| Average RPI Loss: | 114 | RECORD | PCT. RANK | GAMES | SCHEDULE | OF SCHEDULE | RPI | RPI | RPI | RPI | | | |
| DIV. I ONLY | 10- 18 | .35714 | 240 | 3- 7 | 157 | 173 | 216 | .46683 | 215 | 8 | 8 | | |
| DIV. I NON-CONF. | 6- 7 | .46154 | 185 | 0- 0 | 237 | 272 | 224 | .45778 | 223 | 7 | 7 | | |
| <hr/> | | | | | | | | | | | | | |
| TOTALS | RPI 1-25 | RPI 26-50 | | W-L RECORDS | | RPI 51-100 | | RPI 101-150 | | RPI 150+ | | | |
| 10- 18 | 0- 1 | 0- 4 | | OVERALL | | 0- 4 | | 1- 4 | | 9- 5 | | | |
| 2- 5 | 0- 0 | 0- 2 | | HOME | | 0- 0 | | 0- 3 | | 2- 0 | | | |
| 3- 9 | 0- 1 | 0- 2 | | AWAY | | 0- 2 | | 1- 1 | | 2- 3 | | | |
| 5- 4 | 0- 0 | 0- 0 | | NEUTRAL | | 0- 2 | | 0- 0 | | 5- 2 | | | |
| 6- 7 | 0- 0 | 0- 0 | | NON-CONFERENCE | | 0- 3 | | 0- 1 | | 6- 3 | | | |
| 0- 1 | 0- 0 | 0- 0 | | HOME | | 0- 0 | | 0- 1 | | 0- 0 | | | |
| 1- 2 | 0- 0 | 0- 0 | | AWAY | | 0- 1 | | 0- 0 | | 1- 1 | | | |
| 5- 4 | 0- 0 | 0- 0 | | NEUTRAL | | 0- 2 | | 0- 0 | | 5- 2 | | | |
| 4- 11 | 0- 1 | 0- 4 | | CONFERENCE | | 0- 1 | | 1- 3 | | 3- 2 | | | |
| 2- 4 | 0- 0 | 0- 2 | | HOME | | 0- 0 | | 0- 2 | | 2- 0 | | | |
| 2- 7 | 0- 1 | 0- 2 | | AWAY | | 0- 1 | | 1- 1 | | 1- 2 | | | |
| 0- 0 | 0- 0 | 0- 0 | | NEUTRAL | | 0- 0 | | 0- 0 | | 0- 0 | | | |
| RPI | S | Opponent | Score | RPI | S | Opponent | Score | RPI | S | Opponent | Score | | |
| 23 | A | Creighton | 0 3 | 29 | A | Marquette | 0 3 | 63 | A | James Madison | 1 3 | | |
| | | | | 29 | H | Marquette | 0 3 | 67 | A | Xavier | 1 3 | | |
| | | | | 44 | A | Villanova | 0 3 | 74 | N | American | 1 3 | | |
| | | | | 44 | H | Villanova | 0 3 | 96 | N | Kent St. | 1 3 | | |
| | | | | | | | | | | 112 | H | George Washington | 0 3 |
| | | | | | | | | | | 129 | A | St. John's (NY) | 1 3 |
| | | | | | | | | | | 129 | H | St. John's (NY) | 0 3 |
| | | | | | | | | | | 140 | A | Seton Hall | 3 2 |
| | | | | | | | | | | 140 | H | Seton Hall | 2 3 |
| | | | | | | | | | | 153 | A | Butler | 1 3 |
| | | | | | | | | | | 191 | A | DePaul | 0 3 |
| | | | | | | | | | | 191 | H | DePaul | 3 2 |
| | | | | | | | | | | 206 | N | Georgia | 3 1 |
| | | | | | | | | | | 217 | N | George Mason | 0 3 |
| | | | | | | | | | | 234 | N | Howard | 3 2 |
| | | | | | | | | | | 237 | N | Robert Morris | 1 3 |
| | | | | | | | | | | 240 | A | Providence | 3 1 |
| | | | | | | | | | | 240 | H | Providence | 3 1 |
| | | | | | | | | | | 275 | A | Fordham | 2 3 |
| | | | | | | | | | | 283 | A | Morgan St. | 3 0 |
| | | | | | | | | | | 295 | N | Niagara | 3 0 |
| | | | | | | | | | | 320 | N | Norfolk St. | 3 0 |
| | | | | | | | | | | 328 | N | N.C. Central | 3 0 |
| <hr/> | | | | | | | | | | | | | |
| LAST 10 GAMES | | | | | | | | | | | | | |
| 29 | A | Marquette | 0 3 | 129 | H | St. John's (NY) | 0 3 | | | | | | |
| 191 | A | DePaul | 0 3 | 153 | A | Butler | 1 3 | | | | | | |
| 44 | A | Villanova | 0 3 | 67 | A | Xavier | 1 3 | | | | | | |
| 140 | A | Seton Hall | 3 2 | 191 | H | DePaul | 3 2 | | | | | | |
| 240 | H | Providence | 3 1 | 29 | H | Marquette | 0 3 | | | | | | |

Non-Div. I Games:

Georgetown

| Average RPI Win: | 228 | WON-LOST | WINNING | LAST 10 | STRENGTH OF | OPP. STRENGTH | TEAM | ADJ | CONF. | ADJ CONF. | |
|-------------------|----------|-----------|-----------|----------------|-------------|---------------------|-------|------------------------|-------|-----------|-------|
| Average RPI Loss: | 154 | RECORD | PCT. RANK | GAMES | SCHEDULE | OF SCHEDULE | RPI | RPI | RPI | RPI | |
| DIV. I ONLY | 10- 16 | .38462 | 229 | 5- 5 | 156 | 244 | 215 | .46649 | 216 | 14 | 14 |
| DIV. I NON-CONF. | 6- 8 | .42857 | 192 | 1- 0 | 243 | 282 | 243 | .44533 | 242 | 17 | 18 |
| <hr/> | | | | | | | | | | | |
| TOTALS | RPI 1-25 | RPI 26-50 | | W-L RECORDS | | RPI 51-100 | | RPI 101-150 | | RPI 150+ | |
| 10- 16 | 0- 0 | 0- 0 | | OVERALL | | 0- 6 | | 2- 3 | | 8- 7 | |
| 5- 3 | 0- 0 | 0- 0 | | HOME | | 0- 1 | | 2- 0 | | 3- 2 | |
| 1- 10 | 0- 0 | 0- 0 | | AWAY | | 0- 4 | | 0- 3 | | 1- 3 | |
| 4- 3 | 0- 0 | 0- 0 | | NEUTRAL | | 0- 1 | | 0- 0 | | 4- 2 | |
| 6- 8 | 0- 0 | 0- 0 | | NON-CONFERENCE | | 0- 3 | | 0- 1 | | 6- 4 | |
| 2- 1 | 0- 0 | 0- 0 | | HOME | | 0- 0 | | 0- 0 | | 2- 1 | |
| 0- 4 | 0- 0 | 0- 0 | | AWAY | | 0- 2 | | 0- 1 | | 0- 1 | |
| 4- 3 | 0- 0 | 0- 0 | | NEUTRAL | | 0- 1 | | 0- 0 | | 4- 2 | |
| 4- 8 | 0- 0 | 0- 0 | | CONFERENCE | | 0- 3 | | 2- 2 | | 2- 3 | |
| 3- 2 | 0- 0 | 0- 0 | | HOME | | 0- 1 | | 2- 0 | | 1- 1 | |
| 1- 6 | 0- 0 | 0- 0 | | AWAY | | 0- 2 | | 0- 2 | | 1- 2 | |
| 0- 0 | 0- 0 | 0- 0 | | NEUTRAL | | 0- 0 | | 0- 0 | | 0- 0 | |
| RPI | S | Opponent | Score | RPI | S | Opponent | Score | RPI | S | Opponent | Score |
| | | | | | | 59 A Lipscomb | 0 3 | 116 A Kennesaw St. | | 0 3 | |
| | | | | | | 64 A UNCW | 0 3 | 116 H Kennesaw St. | | 3 1 | |
| | | | | | | 84 N Chattanooga | 0 3 | 126 A Mississippi St. | | 0 3 | |
| | | | | | | 85 A FGCU | 1 3 | 137 A Jacksonville | | 1 3 | |
| | | | | | | 85 H FGCU | 1 3 | 137 H Jacksonville | | 3 2 | |
| | | | | | | 89 A Fla. Atlantic | 0 3 | 156 A North Florida | | 3 0 | |
| | | | | | | | | 156 H North Florida | | 2 3 | |
| | | | | | | | | 158 H FIU | | 2 3 | |
| | | | | | | | | 208 A USC Upstate | | 2 3 | |
| | | | | | | | | 208 H USC Upstate | | 3 1 | |
| | | | | | | | | 235 N Ga. Southern | | 3 2 | |
| | | | | | | | | 238 N UMES | | 3 0 | |
| | | | | | | | | 251 H Mercer | | 3 2 | |
| | | | | | | | | 265 N Binghamton | | 2 3 | |
| | | | | | | | | 268 A Bethune-Cookman | | 1 3 | |
| | | | | | | | | 268 N Bethune-Cookman | | 0 3 | |
| | | | | | | | | 293 A NJIT | | 1 3 | |
| | | | | | | | | 298 H Florida A&M | | 3 0 | |
| | | | | | | | | 308 N Presbyterian | | 3 1 | |
| | | | | | | | | 334 N Mississippi Val. | | 3 0 | |
| | | | | LAST 10 GAMES | | | | | | | |
| | | | | | | 208 A USC Upstate | 2 3 | 298 H Florida A&M | 3 0 | | |
| | | | | | | 116 A Kennesaw St. | 0 3 | 156 A North Florida | 3 0 | | |
| | | | | | | 156 H North Florida | 2 3 | 137 A Jacksonville | 1 3 | | |
| | | | | | | 137 H Jacksonville | 3 2 | 116 H Kennesaw St. | 3 1 | | |
| | | | | | | 85 A FGCU | 1 3 | 208 H USC Upstate | 3 1 | | |

Non-Div. I Games:

Stetson

| Average RPI Win: 241 | | WON-LOST RECORD | | WINNING PCT. RANK | | LAST 10 GAMES | | STRENGTH OF SCHEDULE | | OPP. STRENGTH OF SCHEDULE | | TEAM RPI | | ADJ RPI | | CONF. RPI | | ADJ CONF. RPI | |
|-----------------------|----------|-----------------|--|-------------------|-------------------|----------------|---|----------------------|--------------|---------------------------|---|----------|-------------------|------------|---|-----------|--|---------------|--|
| Average RPI Loss: 134 | | | | | | | | | | | | | | | | | | | |
| DIV. I ONLY | | 9- 18 | | .33333 248 | | 3- 7 | | 126 | | 204 | | 217 | | .46623 217 | | 17 | | 16 | |
| DIV. I NON-CONF. | | 6- 9 | | .4 216 | | 1- 0 | | 196 | | 227 | | 218 | | .46184 218 | | 18 | | 17 | |
| TOTALS | | RPI 1-25 | | RPI 26-50 | | W-L RECORDS | | RPI 51-100 | | RPI 101-150 | | RPI 150+ | | | | | | | |
| 9- 18 | | 0- 0 | | 0- 2 | | OVERALL | | 0- 5 | | 0- 5 | | 9- 6 | | | | | | | |
| 2- 5 | | 0- 0 | | 0- 1 | | HOME | | 0- 3 | | 0- 1 | | 2- 0 | | | | | | | |
| 3- 9 | | 0- 0 | | 0- 1 | | AWAY | | 0- 2 | | 0- 3 | | 3- 3 | | | | | | | |
| 4- 4 | | 0- 0 | | 0- 0 | | NEUTRAL | | 0- 0 | | 0- 1 | | 4- 3 | | | | | | | |
| 6- 9 | | 0- 0 | | 0- 0 | | NON-CONFERENCE | | 0- 2 | | 0- 3 | | 6- 4 | | | | | | | |
| 1- 1 | | 0- 0 | | 0- 0 | | HOME | | 0- 1 | | 0- 0 | | 1- 0 | | | | | | | |
| 1- 4 | | 0- 0 | | 0- 0 | | AWAY | | 0- 1 | | 0- 2 | | 1- 1 | | | | | | | |
| 4- 4 | | 0- 0 | | 0- 0 | | NEUTRAL | | 0- 0 | | 0- 1 | | 4- 3 | | | | | | | |
| 3- 9 | | 0- 0 | | 0- 2 | | CONFERENCE | | 0- 3 | | 0- 2 | | 3- 2 | | | | | | | |
| 1- 4 | | 0- 0 | | 0- 1 | | HOME | | 0- 2 | | 0- 1 | | 1- 0 | | | | | | | |
| 2- 5 | | 0- 0 | | 0- 1 | | AWAY | | 0- 1 | | 0- 1 | | 2- 2 | | | | | | | |
| 0- 0 | | 0- 0 | | 0- 0 | | NEUTRAL | | 0- 0 | | 0- 0 | | 0- 0 | | | | | | | |
| RPI S | Opponent | Score | | RPI S | Opponent | Score | | RPI S | Opponent | Score | | RPI S | Opponent | Score | | | | | |
| | | | | 35 A | Dayton | 0 | 3 | 69 A | Colorado | 1 | 3 | 103 A | Maryland | 0 | 3 | | | | |
| | | | | 35 H | Dayton | 0 | 3 | 70 A | Saint Louis | 1 | 3 | 106 N | San Francisco | 0 | 3 | | | | |
| | | | | | | | | 70 H | Saint Louis | 0 | 3 | 112 A | George Washington | 1 | 3 | | | | |
| | | | | | | | | 74 H | American | 0 | 3 | 112 H | George Washington | 0 | 3 | | | | |
| | | | | | | | | 93 H | Rhode Island | 1 | 3 | 129 A | St. John's (NY) | 0 | 3 | | | | |
| | | | | | | | | | | | | 178 A | VCU | 3 | 1 | | | | |
| | | | | | | | | | | | | 186 A | Duquesne | 2 | 3 | | | | |
| | | | | | | | | | | | | 189 A | Air Force | 0 | 3 | | | | |
| | | | | | | | | | | | | 207 N | Penn | 3 | 2 | | | | |
| | | | | | | | | | | | | 215 N | Georgetown | 3 | 0 | | | | |
| | | | | | | | | | | | | 222 N | Western Caro. | 1 | 3 | | | | |
| | | | | | | | | | | | | 234 H | Howard | 3 | 1 | | | | |
| | | | | | | | | | | | | 234 N | Howard | 3 | 1 | | | | |
| | | | | | | | | | | | | 238 A | UMES | 3 | 1 | | | | |
| | | | | | | | | | | | | 261 A | Davidson | 1 | 3 | | | | |
| | | | | | | | | | | | | 273 N | Weber St. | 1 | 3 | | | | |
| | | | | | | | | | | | | 275 H | Fordham | 3 | 0 | | | | |
| | | | | | | | | | | | | 278 N | Cornell | 2 | 3 | | | | |
| | | | | | | | | | | | | 289 N | Central Conn. St. | 3 | 1 | | | | |
| | | | | | | | | | | | | 297 A | La Salle | 3 | 1 | | | | |
| | | | | LAST 10 GAMES | | | | | | | | | | | | | | | |
| | | | | 35 A | Dayton | 0 | 3 | 275 H | Fordham | 3 | 0 | | | | | | | | |
| | | | | 70 A | Saint Louis | 1 | 3 | 297 A | La Salle | 3 | 1 | | | | | | | | |
| | | | | 112 H | George Washington | 0 | 3 | 186 A | Duquesne | 2 | 3 | | | | | | | | |
| | | | | 238 A | UMES | 3 | 1 | 70 H | Saint Louis | 0 | 3 | | | | | | | | |
| | | | | 93 H | Rhode Island | 1 | 3 | 35 H | Dayton | 0 | 3 | | | | | | | | |

Non-Div. I Games:

George Mason

| Average RPI Win: | 235 | WON-LOST | WINNING | LAST 10 | STRENGTH OF | OPP. STRENGTH | TEAM | ADJ | CONF. | ADJ CONF. | |
|-------------------|----------|-----------|---------------|----------------|-------------|---------------|---------------|-------------|-------|-------------------|-------|
| Average RPI Loss: | 144 | RECORD | PCT. RANK | GAMES | SCHEDULE | OF SCHEDULE | RPI | RPI | RPI | RPI | |
| DIV. I ONLY | 12- 17 | .41379 | 219 | 3- 7 | 221 | 199 | 221 | .46338 | 218 | 16 | 17 |
| DIV. I NON-CONF. | 7- 8 | .46667 | 180 | 1- 1 | 274 | 186 | 240 | .44967 | 236 | 19 | 19 |
| <hr/> | | | | | | | | | | | |
| TOTALS | RPI 1-25 | RPI 26-50 | | W-L RECORDS | | RPI 51-100 | | RPI 101-150 | | RPI 150+ | |
| 12- 17 | 0- 0 | 0- 0 | | OVERALL | | 1- 6 | | 0- 2 | | 11- 9 | |
| 6- 5 | 0- 0 | 0- 0 | | HOME | | 0- 2 | | 0- 1 | | 6- 2 | |
| 4- 8 | 0- 0 | 0- 0 | | AWAY | | 0- 3 | | 0- 1 | | 4- 4 | |
| 2- 4 | 0- 0 | 0- 0 | | NEUTRAL | | 1- 1 | | 0- 0 | | 1- 3 | |
| 7- 8 | 0- 0 | 0- 0 | | NON-CONFERENCE | | 1- 3 | | 0- 0 | | 6- 5 | |
| 4- 1 | 0- 0 | 0- 0 | | HOME | | 0- 1 | | 0- 0 | | 4- 0 | |
| 1- 3 | 0- 0 | 0- 0 | | AWAY | | 0- 1 | | 0- 0 | | 1- 2 | |
| 2- 4 | 0- 0 | 0- 0 | | NEUTRAL | | 1- 1 | | 0- 0 | | 1- 3 | |
| 5- 9 | 0- 0 | 0- 0 | | CONFERENCE | | 0- 3 | | 0- 2 | | 5- 4 | |
| 2- 4 | 0- 0 | 0- 0 | | HOME | | 0- 1 | | 0- 1 | | 2- 2 | |
| 3- 5 | 0- 0 | 0- 0 | | AWAY | | 0- 2 | | 0- 1 | | 3- 2 | |
| 0- 0 | 0- 0 | 0- 0 | | NEUTRAL | | 0- 0 | | 0- 0 | | 0- 0 | |
| RPI S | Opponent | Score | RPI S | Opponent | Score | RPI S | Opponent | Score | RPI S | Opponent | Score |
| | | | | | | 55 N | UNI | 3 2 | 134 A | Valparaiso | 1 3 |
| | | | | | | 58 H | Illinois St. | 1 3 | 134 H | Valparaiso | 0 3 |
| | | | | | | 72 A | Cleveland St. | 0 3 | 153 A | Butler | 0 3 |
| | | | | | | 80 N | Cincinnati | 1 3 | 162 A | Green Bay | 0 3 |
| | | | | | | 86 A | Oakland | 0 3 | 162 H | Green Bay | 0 3 |
| | | | | | | 86 H | Oakland | 0 3 | 164 A | Milwaukee | 2 3 |
| | | | | | | 97 A | Denver | 0 3 | 164 H | Milwaukee | 3 2 |
| | | | | | | | | | 185 N | Eastern Ill. | 1 3 |
| | | | | | | | | | 191 A | DePaul | 0 3 |
| | | | | | | | | | 200 A | Northern Ky. | 3 1 |
| | | | | | | | | | 200 H | Northern Ky. | 1 3 |
| | | | | | | | | | 228 A | Youngstown St. | 3 1 |
| | | | | | | | | | 230 N | Abilene Christian | 3 1 |
| | | | | | | | | | 233 N | Central Mich. | 2 3 |
| | | | | | | | | | 245 A | Wright St. | 3 1 |
| | | | | | | | | | 245 H | Wright St. | 3 2 |
| | | | | | | | | | 258 N | Montana | 2 3 |
| | | | | | | | | | 274 A | IPFW | 3 1 |
| | | | | | | | | | 283 H | Morgan St. | 3 0 |
| | | | | | | | | | 289 H | Central Conn. St. | 3 0 |
| | | | | | | | | | 305 H | Western Ill. | 3 0 |
| | | | | | | | | | 306 H | Chicago St. | 3 1 |
| | | | LAST 10 GAMES | | | | | | | | |
| | | | | | | 162 A | Green Bay | 0 3 | 245 H | Wright St. | 3 2 |
| | | | | | | 164 A | Milwaukee | 2 3 | 200 H | Northern Ky. | 1 3 |
| | | | | | | 191 A | DePaul | 0 3 | 72 A | Cleveland St. | 0 3 |
| | | | | | | 86 A | Oakland | 0 3 | 228 A | Youngstown St. | 3 1 |
| | | | | | | 134 H | Valparaiso | 0 3 | 305 H | Western Ill. | 3 0 |

Non-Div. I Games:

Ill.-Chicago

| Average RPI Win: | 211 | WON-LOST | WINNING | LAST 10 | STRENGTH OF | OPP. STRENGTH | TEAM | ADJ | CONF. | ADJ CONF. | | | |
|----------------------|-------------|------------------|-----------|----------------|------------------|------------------|----------------------|------------------|-------|----------------|------------------|--|------------------|
| Average RPI Loss: | 122 | RECORD | PCT. RANK | GAMES | SCHEDULE | OF SCHEDULE | RPI | RPI | RPI | RPI | | | |
| DIV. I ONLY | 8- 20 | .28571 | 276 | 4- 6 | 116 | 123 | 222 | .46331 | 219 | 11 | 11 | | |
| DIV. I NON-CONF. | 2- 12 | .14286 | 305 | 0- 0 | 123 | 113 | 260 | .42793 | 259 | 12 | 12 | | |
| <hr/> | | | | | | | | | | | | | |
| TOTALS | RPI 1-25 | RPI 26-50 | | W-L RECORDS | | RPI 51-100 | | RPI 101-150 | | RPI 150+ | | | |
| 8- 20 | 0- 1 | 0- 1 | | OVERALL | | 1- 8 | | 1- 3 | | 6- 7 | | | |
| 4- 11 | 0- 1 | 0- 1 | | HOME | | 0- 5 | | 0- 1 | | 4- 3 | | | |
| 3- 6 | 0- 0 | 0- 0 | | AWAY | | 1- 2 | | 0- 1 | | 2- 3 | | | |
| 1- 3 | 0- 0 | 0- 0 | | NEUTRAL | | 0- 1 | | 1- 1 | | 0- 1 | | | |
| <hr/> | | | | | | | | | | | | | |
| 2- 12 | 0- 0 | 0- 1 | | NON-CONFERENCE | | 0- 5 | | 1- 2 | | 1- 4 | | | |
| 1- 7 | 0- 0 | 0- 1 | | HOME | | 0- 3 | | 0- 1 | | 1- 2 | | | |
| 0- 2 | 0- 0 | 0- 0 | | AWAY | | 0- 1 | | 0- 0 | | 0- 1 | | | |
| 1- 3 | 0- 0 | 0- 0 | | NEUTRAL | | 0- 1 | | 1- 1 | | 0- 1 | | | |
| <hr/> | | | | | | | | | | | | | |
| 6- 8 | 0- 1 | 0- 0 | | CONFERENCE | | 1- 3 | | 0- 1 | | 5- 3 | | | |
| 3- 4 | 0- 1 | 0- 0 | | HOME | | 0- 2 | | 0- 0 | | 3- 1 | | | |
| 3- 4 | 0- 0 | 0- 0 | | AWAY | | 1- 1 | | 0- 1 | | 2- 2 | | | |
| 0- 0 | 0- 0 | 0- 0 | | NEUTRAL | | 0- 0 | | 0- 0 | | 0- 0 | | | |
| <hr/> | | | | | | | | | | | | | |
| RPI S | Opponent | Score | RPI S | Opponent | Score | RPI S | Opponent | Score | RPI S | Opponent | Score | | |
| 20 H | Western Ky. | 1 3 | 40 H | Missouri St. | 0 3 | 51 H | Kansas St. | 0 3 | 106 N | San Francisco | 0 3 | | |
| | | | | | | 61 A | Rice | 3 2 | 118 A | Southern Miss. | 0 3 | | |
| | | | | | | 61 H | Rice | 0 3 | 145 N | Liberty | 3 0 | | |
| | | | | | | 72 H | Cleveland St. | 0 3 | 149 H | Seattle | 1 3 | | |
| | | | | | | 77 A | UTSA | 0 3 | 158 H | FIU | 3 2 | | |
| | | | | | | 84 N | Chattanooga | 1 3 | 168 A | Marshall | 1 3 | | |
| | | | | | | 89 H | Fla. Atlantic | 0 3 | 178 H | VCU | 0 3 | | |
| | | | | | | 91 A | Virginia Tech | 0 3 | 183 N | Southern Utah | 0 3 | | |
| | | | | | | 94 H | Indiana | 2 3 | 195 H | Charlotte | 2 3 | | |
| | | | | | | | | | 202 H | Notre Dame | 1 3 | | |
| | | | | | | | | | 204 A | UTEP | 1 3 | | |
| | | | | | | | | | 250 A | Louisiana Tech | 3 0 | | |
| | | | | | | | | | 250 H | Louisiana Tech | 3 1 | | |
| | | | | | | | | | 252 A | Utah St. | 1 3 | | |
| | | | | | | | | | 257 H | Bowling Green | 3 0 | | |
| | | | | | | | | | 284 A | UAB | 3 0 | | |
| | | | | | | | | | 284 H | UAB | 3 0 | | |
| <hr/> | | | | | | | | | | | | | |
| LAST 10 GAMES | | | | | | | | | | | | | |
| 195 H Charlotte | | | | | | 2 3 | 168 A Marshall | | | | | | 1 3 |
| 284 A UAB | | | | | | 3 0 | 89 H Fla. Atlantic | | | | | | 0 3 |
| 250 A Louisiana Tech | | | | | | 3 0 | 61 A Rice | | | | | | 3 2 |
| 158 H FIU | | | | | | 3 2 | 118 A Southern Miss. | | | | | | 0 3 |
| 61 H Rice | | | | | | 0 3 | 20 H Western Ky. | | | | | | 1 3 |

Non-Div. I Games:

Middle Tenn.

| Average RPI Win: | 292 | WON-LOST RECORD | WINNING PCT. RANK | LAST 10 GAMES | STRENGTH OF SCHEDULE | OPP. STRENGTH OF SCHEDULE | TEAM RPI | ADJ RPI | CONF. RPI | ADJ CONF. RPI | |
|------------------|----------|-----------------|-------------------|----------------|----------------------|---------------------------|--------------------|------------|-----------|--------------------|-------|
| DIV. I ONLY | | 11- 15 | .42308 211 | 6- 4 | 172 | 298 | 223 | .4632 220 | 26 | 26 | |
| DIV. I NON-CONF. | | 6- 8 | .42857 192 | 1- 0 | 159 | 314 | 211 | .46655 210 | 27 | 27 | |
| <hr/> | | | | | | | | | | | |
| TOTALS | RPI 1-25 | RPI 26-50 | | W-L RECORDS | RPI 51-100 | | RPI 101-150 | | RPI 150+ | | |
| 11- 15 | 0- 0 | 0- 0 | | OVERALL | 0- 6 | | 1- 3 | | 10- 6 | | |
| 4- 5 | 0- 0 | 0- 0 | | HOME | 0- 2 | | 0- 1 | | 4- 2 | | |
| 4- 7 | 0- 0 | 0- 0 | | AWAY | 0- 1 | | 1- 2 | | 3- 4 | | |
| 3- 3 | 0- 0 | 0- 0 | | NEUTRAL | 0- 3 | | 0- 0 | | 3- 0 | | |
| <hr/> | | | | | | | | | | | |
| 6- 8 | 0- 0 | 0- 0 | | NON-CONFERENCE | 0- 5 | | 0- 2 | | 6- 1 | | |
| 2- 2 | 0- 0 | 0- 0 | | HOME | 0- 2 | | 0- 0 | | 2- 0 | | |
| 1- 3 | 0- 0 | 0- 0 | | AWAY | 0- 0 | | 0- 2 | | 1- 1 | | |
| 3- 3 | 0- 0 | 0- 0 | | NEUTRAL | 0- 3 | | 0- 0 | | 3- 0 | | |
| <hr/> | | | | | | | | | | | |
| 5- 7 | 0- 0 | 0- 0 | | CONFERENCE | 0- 1 | | 1- 1 | | 4- 5 | | |
| 2- 3 | 0- 0 | 0- 0 | | HOME | 0- 0 | | 0- 1 | | 2- 2 | | |
| 3- 4 | 0- 0 | 0- 0 | | AWAY | 0- 1 | | 1- 0 | | 2- 3 | | |
| 0- 0 | 0- 0 | 0- 0 | | NEUTRAL | 0- 0 | | 0- 0 | | 0- 0 | | |
| <hr/> | | | | | | | | | | | |
| RPI S | Opponent | Score | RPI S | Opponent | Score | RPI S | Opponent | Score | RPI S | Opponent | Score |
| | | | | | | 64 H | UNCW | 0 3 | 122 A | Texas-Arlington | 0 3 |
| | | | | | | 78 H | Sacramento St. | 1 3 | 143 A | North Carolina St. | 0 3 |
| | | | | | | 83 N | A&M-Corpus Christi | 0 3 | 145 A | Liberty | 3 2 |
| | | | | | | 89 N | Fla. Atlantic | 0 3 | 145 H | Liberty | 2 3 |
| | | | | | | 92 A | Coastal Caro. | 0 3 | 156 A | North Florida | 1 3 |
| | | | | | | 98 N | Tennessee | 0 3 | 182 A | High Point | 2 3 |
| | | | | | | | | | 182 H | High Point | 1 3 |
| | | | | | | | | | 223 A | Radford | 2 3 |
| | | | | | | | | | 223 H | Radford | 1 3 |
| | | | | | | | | | 253 H | Winthrop | 3 2 |
| | | | | | | | | | 256 A | UNC Asheville | 1 3 |
| | | | | | | | | | 268 N | Bethune-Cookman | 3 0 |
| | | | | | | | | | 307 A | Gardner-Webb | 3 1 |
| | | | | | | | | | 308 H | Presbyterian | 3 0 |
| | | | | | | | | | 309 A | Charleston So. | 3 1 |
| | | | | | | | | | 318 N | Hampton | 3 0 |
| | | | | | | | | | 320 H | Norfolk St. | 3 0 |
| | | | | | | | | | 324 A | N.C. A&T | 3 0 |
| | | | | | | | | | 328 H | N.C. Central | 3 0 |
| | | | | | | | | | 331 N | Grambling | 3 0 |
| | | | LAST 10 GAMES | | | | | | | | |
| | | | 145 A | Liberty | 3 2 | 328 H | N.C. Central | 3 0 | | | |
| | | | 223 A | Radford | 2 3 | 253 H | Winthrop | 3 2 | | | |
| | | | 256 A | UNC Asheville | 1 3 | 308 H | Presbyterian | 3 0 | | | |
| | | | 307 A | Gardner-Webb | 3 1 | 309 A | Charleston So. | 3 1 | | | |
| | | | 182 H | High Point | 1 3 | 223 H | Radford | 1 3 | | | |

Non-Div. I Games:

Campbell

| | | | | | | | | | | | |
|------------------|------------|--------------------|----------------------------|------------------|-------------------------|------------------------------|----------------|------------|--------------|------------------|-------|
| Average RPI Win: | 196 | WON-LOST RECORD | WINNING PCT. RANK | LAST 10 GAMES | STRENGTH OF SCHEDULE | OPP. STRENGTH OF SCHEDULE | TEAM RPI | ADJ RPI | CONF. RPI | ADJ CONF. RPI | |
| DIV. I ONLY | | 5- 19 | .20833 299 | 2- 8 | 82 | 80 | 224 | .46282 221 | 13 | 13 | |
| DIV. I NON-CONF. | | 1- 11 | .08333 312 | 0- 0 | 112 | 31 | 268 | .42621 266 | 9 | 9 | |
| <hr/> | | | | | | | | | | | |
| TOTALS | RPI 1-25 | RPI 26-50 | | W-L RECORDS | RPI 51-100 | | RPI 101-150 | | RPI 150+ | | |
| 5- 19 | 0- 2 | 0- 3 | | OVERALL | 0- 5 | | 1- 4 | | 4- 5 | | |
| 3- 2 | 0- 0 | 0- 1 | | HOME | 0- 1 | | 1- 0 | | 2- 0 | | |
| 1- 11 | 0- 2 | 0- 2 | | AWAY | 0- 2 | | 0- 3 | | 1- 2 | | |
| 1- 6 | 0- 0 | 0- 0 | | NEUTRAL | 0- 2 | | 0- 1 | | 1- 3 | | |
| <hr/> | | | | | | | | | | | |
| 1- 11 | 0- 2 | 0- 1 | | NON-CONFERENCE | 0- 2 | | 0- 3 | | 1- 3 | | |
| 0- 0 | 0- 0 | 0- 0 | | HOME | 0- 0 | | 0- 0 | | 0- 0 | | |
| 0- 5 | 0- 2 | 0- 1 | | AWAY | 0- 0 | | 0- 2 | | 0- 0 | | |
| 1- 6 | 0- 0 | 0- 0 | | NEUTRAL | 0- 2 | | 0- 1 | | 1- 3 | | |
| <hr/> | | | | | | | | | | | |
| 4- 8 | 0- 0 | 0- 2 | | CONFERENCE | 0- 3 | | 1- 1 | | 3- 2 | | |
| 3- 2 | 0- 0 | 0- 1 | | HOME | 0- 1 | | 1- 0 | | 2- 0 | | |
| 1- 6 | 0- 0 | 0- 1 | | AWAY | 0- 2 | | 0- 1 | | 1- 2 | | |
| 0- 0 | 0- 0 | 0- 0 | | NEUTRAL | 0- 0 | | 0- 0 | | 0- 0 | | |
| <hr/> | | | | | | | | | | | |
| RPI S | Opponent | Score | RPI S | Opponent | Score | RPI S | Opponent | Score | RPI S | Opponent | Score |
| 7 A | Washington | 0 3 | 32 A | Hawaii | 0 3 | 53 A | Long Beach St. | 0 3 | 102 A | New Mexico | 1 3 |
| 7 A | Washington | 0 3 | 32 H | Hawaii | 0 3 | 54 N | Idaho St. | 0 3 | 114 N | LSU | 0 3 |
| | | | 46 A | Arizona | 0 3 | 59 N | Lipscomb | 2 3 | 124 A | Utah | 0 3 |
| | | | | | | 95 A | Cal Poly | 0 3 | 127 A | UC Irvine | 0 3 |
| | | | | | | 95 H | Cal Poly | 0 3 | 127 H | UC Irvine | 3 0 |
| | | | | | | | | | 152 A | UC Davis | 2 3 |
| | | | | | | | | | 152 H | UC Davis | 3 1 |
| | | | | | | | | | 166 N | St. Mary's (CA) | 2 3 |
| | | | | | | | | | 194 N | South Dakota | 0 3 |
| | | | | | | | | | 201 A | UC Santa Barbara | 3 1 |
| | | | | | | | | | 201 H | UC Santa Barbara | 3 2 |
| | | | | | | | | | 203 N | LIU Brooklyn | 1 3 |
| | | | | | | | | | 231 A | UC Riverside | 2 3 |
| | | | | | | | | | 298 N | Florida A&M | 3 1 |
| <hr/> | | | | | | | | | | | |
| | | | LAST 10 GAMES | | | | | | | | |
| | | | 32 H Hawaii 0 3 | | | 95 H Cal Poly 0 3 | | | | | |
| | | | 231 A UC Riverside 2 3 | | | 53 A Long Beach St. 0 3 | | | | | |
| | | | 127 A UC Irvine 0 3 | | | 32 A Hawaii 0 3 | | | | | |
| | | | 152 A UC Davis 2 3 | | | 95 A Cal Poly 0 3 | | | | | |
| | | | 201 H UC Santa Barbara 3 2 | | | 201 A UC Santa Barbara 3 1 | | | | | |

Non-Div. I Games:

CSUN

| | | | | | | | | | | | |
|-------------------|----------|-----------|-----------|----------------|-------------|---------------|-----------------|--------|----------|----------------|-------|
| Average RPI Win: | 242 | WON-LOST | WINNING | LAST 10 | STRENGTH OF | OPP. STRENGTH | TEAM | ADJ | CONF. | ADJ CONF. | |
| Average RPI Loss: | 158 | RECORD | PCT. RANK | GAMES | SCHEDULE | OF SCHEDULE | RPI | RPI | RPI | RPI | |
| DIV. I ONLY | 11- 19 | .36667 | 235 | 4- 6 | 147 | 254 | 219 | .46271 | 222 | 19 | 19 |
| DIV. I NON-CONF. | 6- 10 | .375 | 235 | 0- 0 | 176 | 269 | 229 | .45428 | 231 | 22 | 22 |
| <hr/> | | | | | | | | | | | |
| TOTALS | RPI 1-25 | RPI 26-50 | | W-L RECORDS | RPI 51-100 | | RPI 101-150 | | RPI 150+ | | |
| 11- 19 | 0- 0 | 0- 0 | | OVERALL | 0- 4 | | 1- 7 | | 10- 8 | | |
| 5- 6 | 0- 0 | 0- 0 | | HOME | 0- 1 | | 0- 3 | | 5- 2 | | |
| 3- 10 | 0- 0 | 0- 0 | | AWAY | 0- 2 | | 1- 4 | | 2- 4 | | |
| 3- 3 | 0- 0 | 0- 0 | | NEUTRAL | 0- 1 | | 0- 0 | | 3- 2 | | |
| <hr/> | | | | | | | | | | | |
| 6- 10 | 0- 0 | 0- 0 | | NON-CONFERENCE | 0- 3 | | 0- 1 | | 6- 6 | | |
| 2- 3 | 0- 0 | 0- 0 | | HOME | 0- 1 | | 0- 0 | | 2- 2 | | |
| 1- 4 | 0- 0 | 0- 0 | | AWAY | 0- 1 | | 0- 1 | | 1- 2 | | |
| 3- 3 | 0- 0 | 0- 0 | | NEUTRAL | 0- 1 | | 0- 0 | | 3- 2 | | |
| <hr/> | | | | | | | | | | | |
| 5- 9 | 0- 0 | 0- 0 | | CONFERENCE | 0- 1 | | 1- 6 | | 4- 2 | | |
| 3- 3 | 0- 0 | 0- 0 | | HOME | 0- 0 | | 0- 3 | | 3- 0 | | |
| 2- 6 | 0- 0 | 0- 0 | | AWAY | 0- 1 | | 1- 3 | | 1- 2 | | |
| 0- 0 | 0- 0 | 0- 0 | | NEUTRAL | 0- 0 | | 0- 0 | | 0- 0 | | |
| <hr/> | | | | | | | | | | | |
| RPI S | Opponent | Score | RPI S | Opponent | Score | RPI S | Opponent | Score | RPI S | Opponent | Score |
| | | | | | | 71 A | Appalachian St. | 0 3 | 103 A | Maryland | 0 3 |
| | | | | | | 79 N | Towson | 1 3 | 115 A | Furman | 1 3 |
| | | | | | | 84 A | Chattanooga | 0 3 | 115 H | Furman | 0 3 |
| | | | | | | 99 H | Murray St. | 0 3 | 121 A | UNCG | 0 3 |
| | | | | | | | | | 121 H | UNCG | 1 3 |
| | | | | | | | | | 128 A | ETSU | 3 2 |
| | | | | | | | | | 128 H | ETSU | 0 3 |
| | | | | | | | | | 146 A | Samford | 0 3 |
| | | | | | | | | | 173 N | Idaho | 3 1 |
| | | | | | | | | | 182 H | High Point | 0 3 |
| | | | | | | | | | 205 H | Fresno St. | 0 3 |
| | | | | | | | | | 207 N | Penn | 2 3 |
| | | | | | | | | | 212 A | Wofford | 0 3 |
| | | | | | | | | | 212 H | Wofford | 3 2 |
| | | | | | | | | | 217 N | George Mason | 3 1 |
| | | | | | | | | | 234 A | Howard | 1 3 |
| | | | | | | | | | 244 N | William & Mary | 2 3 |
| | | | | | | | | | 251 A | Mercer | 1 3 |
| | | | | | | | | | 251 H | Mercer | 3 2 |
| | | | | | | | | | 254 A | East Carolina | 3 1 |
| | | | | | | | | | 256 H | UNC Asheville | 3 0 |
| | | | | | | | | | 259 H | Georgia St. | 3 2 |
| | | | | | | | | | 290 A | Tennessee Tech | 1 3 |
| | | | | | | | | | 299 A | Citadel | 3 2 |
| | | | | | | | | | 299 H | Citadel | 3 1 |
| | | | | | | | | | 318 N | Hampton | 3 0 |
| <hr/> | | | | | | | | | | | |
| LAST 10 GAMES | | | | | | | | | | | |
| | | | 251 H | Mercer | 3 2 | 121 H | UNCG | 1 3 | | | |
| | | | 115 A | Furman | 1 3 | 299 H | Citadel | 3 1 | | | |
| | | | 299 A | Citadel | 3 2 | 128 H | ETSU | 0 3 | | | |
| | | | 128 A | ETSU | 3 2 | 146 A | Samford | 0 3 | | | |
| | | | 212 A | Wofford | 0 3 | 251 A | Mercer | 1 3 | | | |

Non-Div. I Games:

Western Caro.

| Average RPI Win: | 242 | WON-LOST | WINNING | LAST 10 | STRENGTH OF | OPP. STRENGTH | TEAM | ADJ | CONF. | ADJ CONF. | |
|-------------------|----------|-----------|-----------|--------------------|-------------|----------------------|-------|-------------------------|-------|-----------|-------|
| Average RPI Loss: | 182 | RECORD | PCT. RANK | GAMES | SCHEDULE | OF SCHEDULE | RPI | RPI | RPI | RPI | |
| DIV. I ONLY | 12- 13 | .48 | 185 | 5- 5 | 251 | 269 | 218 | .46166 | 223 | 26 | 26 |
| DIV. I NON-CONF. | 7- 6 | .53846 | 152 | 0- 0 | 261 | 243 | 208 | .46734 | 208 | 27 | 27 |
| <hr/> | | | | | | | | | | | |
| TOTALS | RPI 1-25 | RPI 26-50 | | W-L RECORDS | | RPI 51-100 | | RPI 101-150 | | RPI 150+ | |
| 12- 13 | 0- 0 | 0- 0 | | OVERALL | | 1- 2 | | 1- 3 | | 10- 8 | |
| 5- 5 | 0- 0 | 0- 0 | | HOME | | 1- 1 | | 0- 1 | | 4- 3 | |
| 5- 4 | 0- 0 | 0- 0 | | AWAY | | 0- 0 | | 1- 1 | | 4- 3 | |
| 2- 4 | 0- 0 | 0- 0 | | NEUTRAL | | 0- 1 | | 0- 1 | | 2- 2 | |
| 7- 6 | 0- 0 | 0- 0 | | NON-CONFERENCE | | 1- 1 | | 0- 2 | | 6- 3 | |
| 3- 0 | 0- 0 | 0- 0 | | HOME | | 1- 0 | | 0- 0 | | 2- 0 | |
| 2- 2 | 0- 0 | 0- 0 | | AWAY | | 0- 0 | | 0- 1 | | 2- 1 | |
| 2- 4 | 0- 0 | 0- 0 | | NEUTRAL | | 0- 1 | | 0- 1 | | 2- 2 | |
| 5- 7 | 0- 0 | 0- 0 | | CONFERENCE | | 0- 1 | | 1- 1 | | 4- 5 | |
| 2- 5 | 0- 0 | 0- 0 | | HOME | | 0- 1 | | 0- 1 | | 2- 3 | |
| 3- 2 | 0- 0 | 0- 0 | | AWAY | | 0- 0 | | 1- 0 | | 2- 2 | |
| 0- 0 | 0- 0 | 0- 0 | | NEUTRAL | | 0- 0 | | 0- 0 | | 0- 0 | |
| RPI | S | Opponent | Score | RPI | S | Opponent | Score | RPI | S | Opponent | Score |
| | | | | | | 72 N Cleveland St. | 2 3 | 112 A George Washington | 1 3 | | |
| | | | | | | 90 H Washington St. | 3 1 | 136 N Princeton | 2 3 | | |
| | | | | | | 92 H Coastal Caro. | 0 3 | 145 A Liberty | 3 1 | | |
| | | | | | | | | 145 H Liberty | 1 3 | | |
| | | | | | | | | 152 N UC Davis | 0 3 | | |
| | | | | | | | | 182 A High Point | 1 3 | | |
| | | | | | | | | 182 H High Point | 2 3 | | |
| | | | | | | | | 191 N DePaul | 2 3 | | |
| | | | | | | | | 203 H LIU Brooklyn | 3 1 | | |
| | | | | | | | | 220 A Campbell | 3 1 | | |
| | | | | | | | | 220 H Campbell | 3 2 | | |
| | | | | | | | | 237 N Robert Morris | 3 0 | | |
| | | | | | | | | 253 A Winthrop | 2 3 | | |
| | | | | | | | | 256 H UNC Asheville | 0 3 | | |
| | | | | | | | | 259 A Georgia St. | 3 2 | | |
| | | | | | | | | 263 H Elon | 3 2 | | |
| | | | | | | | | 287 A Toledo | 1 3 | | |
| | | | | | | | | 307 H Gardner-Webb | 3 1 | | |
| | | | | | | | | 308 A Presbyterian | 3 0 | | |
| | | | | | | | | 309 H Charleston So. | 2 3 | | |
| | | | | | | | | 320 A Norfolk St. | 3 0 | | |
| | | | | | | | | 331 N Grambling | 3 0 | | |
| | | | | LAST 10 GAMES | | | | | | | |
| | | | | 182 H High Point | 2 3 | 309 H Charleston So. | 2 3 | | | | |
| | | | | 220 H Campbell | 3 2 | 92 H Coastal Caro. | 0 3 | | | | |
| | | | | 145 A Liberty | 3 1 | 220 A Campbell | 3 1 | | | | |
| | | | | 308 A Presbyterian | 3 0 | 182 A High Point | 1 3 | | | | |
| | | | | 253 A Winthrop | 2 3 | 307 H Gardner-Webb | 3 1 | | | | |

Non-Div. I Games:

Radford

| Average RPI Win: | 291 | WON-LOST | WINNING | LAST 10 | STRENGTH OF | OPP. STRENGTH | TEAM | ADJ | CONF. | ADJ CONF. | |
|-------------------|----------|-----------|-----------|---------------------------|-------------|---------------|----------------------|--------|----------|----------------------|-------|
| Average RPI Loss: | 184 | RECORD | PCT. RANK | GAMES | SCHEDULE | OF SCHEDULE | RPI | RPI | RPI | RPI | |
| DIV. I ONLY | 15- 11 | .57692 | 123 | 5- 5 | 296 | 301 | 226 | .46094 | 224 | 29 | 29 |
| DIV. I NON-CONF. | 6- 8 | .42857 | 192 | 0- 2 | 293 | 260 | 269 | .42477 | 268 | 29 | 29 |
| <hr/> | | | | | | | | | | | |
| TOTALS | RPI 1-25 | RPI 26-50 | | W-L RECORDS | RPI 51-100 | | RPI 101-150 | | RPI 150+ | | |
| 15- 11 | 0- 0 | 0- 0 | | OVERALL | 0- 1 | | 0- 2 | | 15- 8 | | |
| 7- 3 | 0- 0 | 0- 0 | | HOME | 0- 0 | | 0- 0 | | 7- 3 | | |
| 4- 6 | 0- 0 | 0- 0 | | AWAY | 0- 1 | | 0- 1 | | 4- 4 | | |
| 4- 2 | 0- 0 | 0- 0 | | NEUTRAL | 0- 0 | | 0- 1 | | 4- 1 | | |
| 6- 8 | 0- 0 | 0- 0 | | NON-CONFERENCE | 0- 1 | | 0- 2 | | 6- 5 | | |
| 2- 1 | 0- 0 | 0- 0 | | HOME | 0- 0 | | 0- 0 | | 2- 1 | | |
| 0- 5 | 0- 0 | 0- 0 | | AWAY | 0- 1 | | 0- 1 | | 0- 3 | | |
| 4- 2 | 0- 0 | 0- 0 | | NEUTRAL | 0- 0 | | 0- 1 | | 4- 1 | | |
| 9- 3 | 0- 0 | 0- 0 | | CONFERENCE | 0- 0 | | 0- 0 | | 9- 3 | | |
| 5- 2 | 0- 0 | 0- 0 | | HOME | 0- 0 | | 0- 0 | | 5- 2 | | |
| 4- 1 | 0- 0 | 0- 0 | | AWAY | 0- 0 | | 0- 0 | | 4- 1 | | |
| 0- 0 | 0- 0 | 0- 0 | | NEUTRAL | 0- 0 | | 0- 0 | | 0- 0 | | |
| RPI S | Opponent | Score | RPI S | Opponent | Score | RPI S | Opponent | Score | RPI S | Opponent | Score |
| | | | | | | 93 A | Rhode Island | 1 3 | 133 A | Boston College | 1 3 |
| | | | | | | | | | 148 N | South Ala. | 2 3 |
| | | | | | | | | | 163 N | Lehigh | 2 3 |
| | | | | | | | | | 170 A | Delaware | 2 3 |
| | | | | | | | | | 196 A | Bryant | 2 3 |
| | | | | | | | | | 196 H | Bryant | 3 2 |
| | | | | | | | | | 203 H | LIU Brooklyn | 1 3 |
| | | | | | | | | | 213 A | Fairfield | 2 3 |
| | | | | | | | | | 226 A | Stony Brook | 0 3 |
| | | | | | | | | | 237 A | Robert Morris | 3 1 |
| | | | | | | | | | 237 H | Robert Morris | 2 3 |
| | | | | | | | | | 240 N | Providence | 3 1 |
| | | | | | | | | | 243 H | Brown | 0 3 |
| | | | | | | | | | 283 N | Morgan St. | 3 2 |
| | | | | | | | | | 289 A | Central Conn. St. | 3 1 |
| | | | | | | | | | 289 H | Central Conn. St. | 3 1 |
| | | | | | | | | | 303 N | Canisius | 3 0 |
| | | | | | | | | | 310 N | Loyola Maryland | 3 2 |
| | | | | | | | | | 312 A | Fairleigh Dickinson | 3 2 |
| | | | | | | | | | 312 H | Fairleigh Dickinson | 3 0 |
| | | | | | | | | | 314 H | St. Francis Brooklyn | 3 0 |
| | | | | | | | | | 315 H | Hartford | 3 2 |
| | | | | LAST 10 GAMES | | | | | 321 A | Saint Francis (PA) | 3 0 |
| | | | | 321 H Saint Francis (PA) | 3 0 | 213 A | Fairfield | 2 3 | 321 H | Saint Francis (PA) | 3 0 |
| | | | | 237 H Robert Morris | 2 3 | 226 A | Stony Brook | 0 3 | 325 H | UMass Lowell | 3 0 |
| | | | | 196 A Bryant | 2 3 | 314 H | St. Francis Brooklyn | 3 0 | | | |
| | | | | 289 A Central Conn. St. | 3 1 | 203 H | LIU Brooklyn | 1 3 | | | |
| | | | | 312 A Fairleigh Dickinson | 3 2 | 321 A | Saint Francis (PA) | 3 0 | | | |

Non-Div. I Games:

Sacred Heart

| Average RPI Win: | 246 | WON-LOST RECORD | WINNING PCT. RANK | LAST 10 GAMES | STRENGTH OF SCHEDULE | OPP. STRENGTH OF SCHEDULE | TEAM RPI | ADJ RPI | CONF. RPI | ADJ CONF. RPI | |
|-------------------|----------|-----------------|-------------------|----------------|----------------------|---------------------------|----------------|----------------|-----------|----------------|----------------|
| Average RPI Loss: | 144 | | | | | | | | | | |
| DIV. I ONLY | 13- 14 | .48148 | 180 | 3- 7 | 267 | 231 | 220 | .4608 | 225 | 10 | 10 |
| DIV. I NON-CONF. | 8- 5 | .61538 | 125 | 0- 0 | 312 | 313 | 238 | .44891 | 238 | 10 | 10 |
| <hr/> | | | | | | | | | | | |
| TOTALS | RPI 1-25 | RPI 26-50 | | W-L RECORDS | RPI 51-100 | | RPI 101-150 | | RPI 150+ | | |
| 13- 14 | 0- 0 | 1- 3 | | OVERALL | 0- 2 | | 0- 2 | | 12- 7 | | |
| 5- 7 | 0- 0 | 1- 2 | | HOME | 0- 2 | | 0- 1 | | 4- 2 | | |
| 2- 7 | 0- 0 | 0- 1 | | AWAY | 0- 0 | | 0- 1 | | 2- 5 | | |
| 6- 0 | 0- 0 | 0- 0 | | NEUTRAL | 0- 0 | | 0- 0 | | 6- 0 | | |
| <hr/> | | | | | | | | | | | |
| 8- 5 | 0- 0 | 0- 0 | | NON-CONFERENCE | 0- 2 | | 0- 0 | | 8- 3 | | |
| 1- 3 | 0- 0 | 0- 0 | | HOME | 0- 2 | | 0- 0 | | 1- 1 | | |
| 1- 2 | 0- 0 | 0- 0 | | AWAY | 0- 0 | | 0- 0 | | 1- 2 | | |
| 6- 0 | 0- 0 | 0- 0 | | NEUTRAL | 0- 0 | | 0- 0 | | 6- 0 | | |
| <hr/> | | | | | | | | | | | |
| 5- 9 | 0- 0 | 1- 3 | | CONFERENCE | 0- 0 | | 0- 2 | | 4- 4 | | |
| 4- 4 | 0- 0 | 1- 2 | | HOME | 0- 0 | | 0- 1 | | 3- 1 | | |
| 1- 5 | 0- 0 | 0- 1 | | AWAY | 0- 0 | | 0- 1 | | 1- 3 | | |
| 0- 0 | 0- 0 | 0- 0 | | NEUTRAL | 0- 0 | | 0- 0 | | 0- 0 | | |
| <hr/> | | | | | | | | | | | |
| RPI S | Opponent | Score | RPI S | Opponent | Score | RPI S | Opponent | Score | RPI S | Opponent | Score |
| | | | 31 H | Colorado St. | 1 <div>3</div> | 78 H | Sacramento St. | 1 <div>3</div> | 102 A | New Mexico | 0 <div>3</div> |
| | | | 45 A | Boise St. | 0 <div>3</div> | 95 H | Cal Poly | 1 <div>3</div> | 102 H | New Mexico | 0 <div>3</div> |
| | | | 45 H | Boise St. | 0 <div>3</div> | | | | 175 A | UNLV | 1 <div>3</div> |
| | | | 48 H | Wyoming | 3 2 | | | | 175 H | UNLV | 1 <div>3</div> |
| | | | | | | | | | 184 N | Omaha | 3 1 |
| | | | | | | | | | 189 A | Air Force | 1 <div>3</div> |
| | | | | | | | | | 189 H | Air Force | 3 0 |
| | | | | | | | | | 205 A | Fresno St. | 3 2 |
| | | | | | | | | | 205 H | Fresno St. | 3 1 |
| | | | | | | | | | 231 H | UC Riverside | 2 <div>3</div> |
| | | | | | | | | | 233 A | Central Mich. | 0 <div>3</div> |
| | | | | | | | | | 252 A | Utah St. | 0 <div>3</div> |
| | | | | | | | | | 252 H | Utah St. | 3 0 |
| | | | | | | | | | 262 A | UTRGV | 2 <div>3</div> |
| | | | | | | | | | 266 N | Evansville | 3 1 |
| | | | | | | | | | 273 H | Weber St. | 3 0 |
| | | | | | | | | | 282 N | Incarnate Word | 3 1 |
| | | | | | | | | | 313 N | Holy Cross | 3 1 |
| | | | | | | | | | 325 A | UMass Lowell | 3 0 |
| | | | | | | | | | 326 N | Southern U. | 3 0 |
| | | | | | | | | | 330 N | Quinnipiac | 3 1 |
| | | | LAST 10 GAMES | | | | | | | | |
| | | | 45 H | Boise St. | 0 <div>3</div> | 175 H | UNLV | 1 <div>3</div> | | | |
| | | | 252 H | Utah St. | 3 0 | 31 H | Colorado St. | 1 <div>3</div> | | | |
| | | | 189 A | Air Force | 1 <div>3</div> | 48 H | Wyoming | 3 2 | | | |
| | | | 102 A | New Mexico | 0 <div>3</div> | 252 A | Utah St. | 0 <div>3</div> | | | |
| | | | 205 H | Fresno St. | 3 1 | 45 A | Boise St. | 0 <div>3</div> | | | |

Non-Div. I Games:

San Jose St.

| Average RPI Win: | | 281 | WON-LOST RECORD | | WINNING PCT. RANK | | LAST 10 GAMES | | STRENGTH OF SCHEDULE | | OPP. STRENGTH OF SCHEDULE | | TEAM RPI | | ADJ RPI | | CONF. RPI | | ADJ CONF. RPI | | | | |
|--------------------|---|----------|-----------------|-----------|-------------------|----------------|---------------|---------------------|----------------------|-------------|---------------------------|----------|----------|----------------|------------|-------|-----------|-----|---------------|-----------------|--|-------|---|
| Average RPI Loss: | | 127 | | | | | | | | | | | | | | | | | | | | | |
| DIV. I ONLY | | | 11- 17 | | .39286 224 | | 5- 5 | | 196 | | 234 | | 227 | | .46003 226 | | 28 | | 28 | | | | |
| DIV. I NON-CONF. | | | 6- 12 | | .33333 248 | | 2- 0 | | 95 | | 171 | | 195 | | .47944 195 | | 28 | | 28 | | | | |
| TOTALS | | RPI 1-25 | | RPI 26-50 | | W-L RECORDS | | RPI 51-100 | | RPI 101-150 | | RPI 150+ | | | | | | | | | | | |
| 11- 17 | | 0- 1 | | 0- 2 | | OVERALL | | 0- 3 | | 0- 6 | | 11- 5 | | | | | | | | | | | |
| 6- 4 | | 0- 0 | | 0- 0 | | HOME | | 0- 1 | | 0- 3 | | 6- 0 | | | | | | | | | | | |
| 3- 8 | | 0- 1 | | 0- 1 | | AWAY | | 0- 1 | | 0- 1 | | 3- 4 | | | | | | | | | | | |
| 2- 5 | | 0- 0 | | 0- 1 | | NEUTRAL | | 0- 1 | | 0- 2 | | 2- 1 | | | | | | | | | | | |
| 6- 12 | | 0- 1 | | 0- 2 | | NON-CONFERENCE | | 0- 3 | | 0- 4 | | 6- 2 | | | | | | | | | | | |
| 3- 3 | | 0- 0 | | 0- 0 | | HOME | | 0- 1 | | 0- 2 | | 3- 0 | | | | | | | | | | | |
| 1- 4 | | 0- 1 | | 0- 1 | | AWAY | | 0- 1 | | 0- 0 | | 1- 1 | | | | | | | | | | | |
| 2- 5 | | 0- 0 | | 0- 1 | | NEUTRAL | | 0- 1 | | 0- 2 | | 2- 1 | | | | | | | | | | | |
| 5- 5 | | 0- 0 | | 0- 0 | | CONFERENCE | | 0- 0 | | 0- 2 | | 5- 3 | | | | | | | | | | | |
| 3- 1 | | 0- 0 | | 0- 0 | | HOME | | 0- 0 | | 0- 1 | | 3- 0 | | | | | | | | | | | |
| 2- 4 | | 0- 0 | | 0- 0 | | AWAY | | 0- 0 | | 0- 1 | | 2- 3 | | | | | | | | | | | |
| 0- 0 | | 0- 0 | | 0- 0 | | NEUTRAL | | 0- 0 | | 0- 0 | | 0- 0 | | | | | | | | | | | |
| RPI | S | Opponent | | Score | | RPI | S | Opponent | | Score | | RPI | S | Opponent | | Score | | RPI | S | Opponent | | Score | |
| 5 | A | Penn St. | | 0 | 3 | 26 | A | Loyola Marymount | | 0 | 3 | 53 | A | Long Beach St. | | 0 | 3 | 104 | H | Hofstra | | 0 | 3 |
| | | | | | | 44 | N | Villanova | | 1 | 3 | 86 | N | Oakland | | 2 | 3 | 117 | H | Army West Point | | 1 | 3 |
| | | | | | | | | | | | | 93 | H | Rhode Island | | 1 | 3 | 130 | N | Central Ark. | | 1 | 3 |
| | | | | | | | | | | | | | | | | | | 131 | A | Albany (NY) | | 2 | 3 |
| | | | | | | | | | | | | | | | | | | 131 | H | Albany (NY) | | 2 | 3 |
| | | | | | | | | | | | | | | | | | | 133 | N | Boston College | | 0 | 3 |
| | | | | | | | | | | | | | | | | | | 165 | A | New Hampshire | | 0 | 3 |
| | | | | | | | | | | | | | | | | | | 168 | N | Marshall | | 2 | 3 |
| | | | | | | | | | | | | | | | | | | 224 | H | Sacred Heart | | 3 | 0 |
| | | | | | | | | | | | | | | | | | | 227 | N | Buffalo | | 3 | 1 |
| | | | | | | | | | | | | | | | | | | 242 | A | UMBC | | 1 | 3 |
| | | | | | | | | | | | | | | | | | | 242 | H | UMBC | | 3 | 0 |
| | | | | | | | | | | | | | | | | | | 255 | H | Columbia | | 3 | 1 |
| | | | | | | | | | | | | | | | | | | 264 | A | Manhattan | | 1 | 3 |
| | | | | | | | | | | | | | | | | | | 265 | A | Binghamton | | 2 | 3 |
| | | | | | | | | | | | | | | | | | | 265 | H | Binghamton | | 3 | 0 |
| | | | | | | | | | | | | | | | | | | 275 | A | Fordham | | 3 | 0 |
| | | | | | | | | | | | | | | | | | | 313 | N | Holy Cross | | 3 | 1 |
| | | | | | | | | | | | | | | | | | | 315 | A | Hartford | | 3 | 0 |
| | | | | | | | | | | | | | | | | | | 323 | H | Delaware St. | | 3 | 0 |
| | | | | | | | | | | | | | | | | | | 325 | A | UMass Lowell | | 3 | 0 |
| | | | | | | | | | | | | | | | | | | 325 | H | UMass Lowell | | 3 | 0 |
| LAST 10 GAMES | | | | | | | | | | | | | | | | | | | | | | | |
| 265 A Binghamton | | | | | | 2 | 3 | 224 H Sacred Heart | | | | | | 3 | 0 | | | | | | | | |
| 131 A Albany (NY) | | | | | | 2 | 3 | 165 A New Hampshire | | | | | | 0 | 3 | | | | | | | | |
| 325 H UMass Lowell | | | | | | 3 | 0 | 315 A Hartford | | | | | | 3 | 0 | | | | | | | | |
| 242 A UMBC | | | | | | 1 | 3 | 131 H Albany (NY) | | | | | | 2 | 3 | | | | | | | | |
| 323 H Delaware St. | | | | | | 3 | 0 | 265 H Binghamton | | | | | | 3 | 0 | | | | | | | | |

Non-Div. I Games:

Stony Brook

| Average RPI Win: | | 258 | WON-LOST RECORD | | WINNING PCT. RANK | | LAST 10 GAMES | | STRENGTH OF SCHEDULE | | OPP. STRENGTH OF SCHEDULE | | TEAM RPI | | ADJ RPI | | CONF. RPI | | ADJ CONF. RPI | | | | |
|---------------------|---|------------|-----------------|-----------|-------------------|-----|---------------|---------------------|----------------------|------------|---------------------------|-----|----------|-------------|------------|-------|-----------|----------|---------------|----------------|--|-------|---|
| DIV. I ONLY | | | 7- 19 | | .26923 280 | | 4- 6 | | 94 | | 214 | | 225 | | .45856 227 | | 20 | | 20 | | | | |
| DIV. I NON-CONF. | | | 1- 11 | | .08333 312 | | 0- 0 | | 15 | | 189 | | 210 | | .46583 211 | | 15 | | 15 | | | | |
| TOTALS | | RPI 1-25 | | RPI 26-50 | | | | W-L RECORDS | | RPI 51-100 | | | | RPI 101-150 | | | | RPI 150+ | | | | | |
| 7- 19 | | 0- 2 | | 0- 1 | | | | OVERALL | | 0- 5 | | | | 0- 4 | | | | 7- 7 | | | | | |
| 2- 6 | | 0- 0 | | 0- 0 | | | | HOME | | 0- 2 | | | | 0- 2 | | | | 2- 2 | | | | | |
| 4- 7 | | 0- 2 | | 0- 0 | | | | AWAY | | 0- 2 | | | | 0- 1 | | | | 4- 2 | | | | | |
| 1- 6 | | 0- 0 | | 0- 1 | | | | NEUTRAL | | 0- 1 | | | | 0- 1 | | | | 1- 3 | | | | | |
| 1- 11 | | 0- 2 | | 0- 1 | | | | NON-CONFERENCE | | 0- 3 | | | | 0- 1 | | | | 1- 4 | | | | | |
| 0- 0 | | 0- 0 | | 0- 0 | | | | HOME | | 0- 0 | | | | 0- 0 | | | | 0- 0 | | | | | |
| 0- 5 | | 0- 2 | | 0- 0 | | | | AWAY | | 0- 2 | | | | 0- 0 | | | | 0- 1 | | | | | |
| 1- 6 | | 0- 0 | | 0- 1 | | | | NEUTRAL | | 0- 1 | | | | 0- 1 | | | | 1- 3 | | | | | |
| 6- 8 | | 0- 0 | | 0- 0 | | | | CONFERENCE | | 0- 2 | | | | 0- 3 | | | | 6- 3 | | | | | |
| 2- 6 | | 0- 0 | | 0- 0 | | | | HOME | | 0- 2 | | | | 0- 2 | | | | 2- 2 | | | | | |
| 4- 2 | | 0- 0 | | 0- 0 | | | | AWAY | | 0- 0 | | | | 0- 1 | | | | 4- 1 | | | | | |
| 0- 0 | | 0- 0 | | 0- 0 | | | | NEUTRAL | | 0- 0 | | | | 0- 0 | | | | 0- 0 | | | | | |
| RPI | S | Opponent | | Score | | RPI | S | Opponent | | Score | | RPI | S | Opponent | | Score | | RPI | S | Opponent | | Score | |
| 5 | A | Penn St. | | 0 | 3 | 44 | N | Villanova | | 0 | 3 | 56 | H | Ohio | | 0 | 3 | 105 | H | Northern Ill. | | 2 | 3 |
| 7 | A | Washington | | 0 | 3 | | | | | | | 62 | A | Syracuse | | 0 | 3 | 118 | N | Southern Miss. | | 2 | 3 |
| | | | | | | | | | | | | 75 | A | Ole Miss | | 2 | 3 | 123 | A | Miami (OH) | | 0 | 3 |
| | | | | | | | | | | | | 96 | H | Kent St. | | 1 | 3 | 123 | H | Miami (OH) | | 0 | 3 |
| | | | | | | | | | | | | 99 | N | Murray St. | | 0 | 3 | 161 | H | Western Mich. | | 1 | 3 |
| | | | | | | | | | | | | | | | | | | 165 | N | New Hampshire | | 0 | 3 |
| | | | | | | | | | | | | | | | | | | 180 | N | Belmont | | 0 | 3 |
| | | | | | | | | | | | | | | | | | | 188 | A | Ball St. | | 0 | 3 |
| | | | | | | | | | | | | | | | | | | 191 | A | Eastern Mich. | | 3 | 2 |
| | | | | | | | | | | | | | | | | | | 226 | N | Stony Brook | | 1 | 3 |
| | | | | | | | | | | | | | | | | | | 233 | A | Central Mich. | | 3 | 2 |
| | | | | | | | | | | | | | | | | | | 257 | A | Bowling Green | | 3 | 1 |
| | | | | | | | | | | | | | | | | | | 257 | H | Bowling Green | | 3 | 1 |
| | | | | | | | | | | | | | | | | | | 277 | N | Navy | | 3 | 0 |
| | | | | | | | | | | | | | | | | | | 287 | H | Toledo | | 3 | 1 |
| | | | | | | | | | | | | | | | | | | 303 | A | Canisius | | 1 | 3 |
| | | | | | | | | | | | | | | | | | | 304 | A | Akron | | 3 | 1 |
| | | | | | | | | | | | | | | | | | | 304 | H | Akron | | 1 | 3 |
| LAST 10 GAMES | | | | | | | | | | | | | | | | | | | | | | | |
| 123 H Miami (OH) | | | | | | 0 | 3 | 191 A Eastern Mich. | | | | | | 3 | 2 | | | | | | | | |
| 257 H Bowling Green | | | | | | 3 | 1 | 105 H Northern Ill. | | | | | | 2 | 3 | | | | | | | | |
| 188 A Ball St. | | | | | | 0 | 3 | 161 H Western Mich. | | | | | | 1 | 3 | | | | | | | | |
| 304 A Akron | | | | | | 3 | 1 | 56 H Ohio | | | | | | 0 | 3 | | | | | | | | |
| 233 A Central Mich. | | | | | | 3 | 2 | 96 H Kent St. | | | | | | 1 | 3 | | | | | | | | |

Non-Div. I Games:

Buffalo

| Average RPI Win: | | 246 | WON-LOST RECORD | | WINNING PCT. RANK | | LAST 10 GAMES | | STRENGTH OF SCHEDULE | | OPP. STRENGTH OF SCHEDULE | | TEAM RPI | | ADJ RPI | | CONF. RPI | | ADJ CONF. RPI | | | | |
|--------------------|---|----------|-----------------|-----------|-------------------|----------------|---------------|------------|----------------------|-------------|---------------------------|--------------------|----------|---------------|------------|-------|-----------|-----|---------------|--------------------|--|-----|--|
| Average RPI Loss: | | 126 | | | | | | | | | | | | | | | | | | | | | |
| DIV. I ONLY | | | 9- 19 | | .32143 256 | | 2- 8 | | 149 | | 183 | | 229 | | .45802 228 | | 16 | | 17 | | | | |
| DIV. I NON-CONF. | | | 6- 9 | | .4 216 | | 0- 0 | | 205 | | 178 | | 217 | | .46218 217 | | 19 | | 19 | | | | |
| TOTALS | | RPI 1-25 | | RPI 26-50 | | W-L RECORDS | | RPI 51-100 | | RPI 101-150 | | RPI 150+ | | | | | | | | | | | |
| 9- 19 | | 0- 1 | | 0- 1 | | OVERALL | | 0- 6 | | 0- 3 | | 9- 8 | | | | | | | | | | | |
| 3- 6 | | 0- 0 | | 0- 0 | | HOME | | 0- 2 | | 0- 1 | | 3- 3 | | | | | | | | | | | |
| 4- 8 | | 0- 0 | | 0- 1 | | AWAY | | 0- 3 | | 0- 0 | | 4- 4 | | | | | | | | | | | |
| 2- 5 | | 0- 1 | | 0- 0 | | NEUTRAL | | 0- 1 | | 0- 2 | | 2- 1 | | | | | | | | | | | |
| 6- 9 | | 0- 1 | | 0- 1 | | NON-CONFERENCE | | 0- 2 | | 0- 2 | | 6- 3 | | | | | | | | | | | |
| 2- 0 | | 0- 0 | | 0- 0 | | HOME | | 0- 0 | | 0- 0 | | 2- 0 | | | | | | | | | | | |
| 2- 4 | | 0- 0 | | 0- 1 | | AWAY | | 0- 1 | | 0- 0 | | 2- 2 | | | | | | | | | | | |
| 2- 5 | | 0- 1 | | 0- 0 | | NEUTRAL | | 0- 1 | | 0- 2 | | 2- 1 | | | | | | | | | | | |
| 3- 10 | | 0- 0 | | 0- 0 | | CONFERENCE | | 0- 4 | | 0- 1 | | 3- 5 | | | | | | | | | | | |
| 1- 6 | | 0- 0 | | 0- 0 | | HOME | | 0- 2 | | 0- 1 | | 1- 3 | | | | | | | | | | | |
| 2- 4 | | 0- 0 | | 0- 0 | | AWAY | | 0- 2 | | 0- 0 | | 2- 2 | | | | | | | | | | | |
| 0- 0 | | 0- 0 | | 0- 0 | | NEUTRAL | | 0- 0 | | 0- 0 | | 0- 0 | | | | | | | | | | | |
| RPI | S | Opponent | | Score | | RPI | S | Opponent | | Score | | RPI | S | Opponent | | Score | | | | | | | |
| 15 | N | Missouri | | 0 3 | | 43 | A | Pittsburgh | | 0 3 | | 52 | N | Southern Ill. | | 2 3 | | 109 | N | Portland | | 0 3 | |
| | | | | | | | | | | | | 58 | A | Illinois St. | | 0 3 | | 119 | N | IUPUI | | 0 3 | |
| | | | | | | | | | | | | 72 | A | Cleveland St. | | 0 3 | | 134 | H | Valparaiso | | 2 3 | |
| | | | | | | | | | | | | 72 | H | Cleveland St. | | 0 3 | | 153 | A | Butler | | 0 3 | |
| | | | | | | | | | | | | 86 | A | Oakland | | 0 3 | | 162 | A | Green Bay | | 3 0 | |
| | | | | | | | | | | | | 86 | H | Oakland | | 0 3 | | 162 | H | Green Bay | | 1 3 | |
| | | | | | | | | | | | | | | | | | | 164 | A | Milwaukee | | 2 3 | |
| | | | | | | | | | | | | | | | | | | 164 | H | Milwaukee | | 3 0 | |
| | | | | | | | | | | | | | | | | | | 186 | A | Duquesne | | 2 3 | |
| | | | | | | | | | | | | | | | | | | 200 | A | Northern Ky. | | 0 3 | |
| | | | | | | | | | | | | | | | | | | 200 | H | Northern Ky. | | 2 3 | |
| | | | | | | | | | | | | | | | | | | 210 | N | Colgate | | 3 1 | |
| | | | | | | | | | | | | | | | | | | 218 | H | Ill.-Chicago | | 1 3 | |
| | | | | | | | | | | | | | | | | | | 237 | H | Robert Morris | | 3 1 | |
| | | | | | | | | | | | | | | | | | | 245 | A | Wright St. | | 3 0 | |
| | | | | | | | | | | | | | | | | | | 272 | N | Bradley | | 2 3 | |
| | | | | | | | | | | | | | | | | | | 287 | A | Toledo | | 3 0 | |
| | | | | | | | | | | | | | | | | | | 287 | N | Toledo | | 3 1 | |
| | | | | | | | | | | | | | | | | | | 303 | A | Canisius | | 3 1 | |
| | | | | | | | | | | | | | | | | | | 321 | H | Saint Francis (PA) | | 3 1 | |
| LAST 10 GAMES | | | | | | | | | | | | | | | | | | | | | | | |
| 200 H Northern Ky. | | | | | | 2 3 | | | | | | 134 H Valparaiso | | | | | | 2 3 | | | | | |
| 86 H Oakland | | | | | | 0 3 | | | | | | 218 H Ill.-Chicago | | | | | | 1 3 | | | | | |
| 72 H Cleveland St. | | | | | | 0 3 | | | | | | 245 A Wright St. | | | | | | 3 0 | | | | | |
| 162 A Green Bay | | | | | | 3 0 | | | | | | 86 A Oakland | | | | | | 0 3 | | | | | |
| 164 A Milwaukee | | | | | | 2 3 | | | | | | 200 A Northern Ky. | | | | | | 0 3 | | | | | |

Non-Div. I Games:

Youngstown St.

[illegible]
























Non-Div. I Games:

Portland St.

| | | | | | | | | | | | | | | | |
|-------------------|----------|-----------|-----------|----------------|-------------|------------------|-------|-------------|--------|--------------------|-------|-----|---|-------------------|-----|
| Average RPI Win: | 251 | WON-LOST | WINNING | LAST 10 | STRENGTH OF | OPP. STRENGTH | TEAM | ADJ | CONF. | ADJ CONF. | | | | | |
| Average RPI Loss: | 134 | RECORD | PCT. RANK | GAMES | SCHEDULE | OF SCHEDULE | RPI | RPI | RPI | RPI | | | | | |
| DIV. I ONLY | | 8- 19 | .2963 | 271 | 6- 4 | 121 | 202 | 228 | .45592 | 230 | 24 | 24 | | | |
| DIV. I NON-CONF. | | 0- 13 | 0 | 319 | 0- 0 | 43 | 91 | 252 | .43226 | 252 | 24 | 24 | | | |
| <hr/> | | | | | | | | | | | | | | | |
| TOTALS | RPI 1-25 | RPI 26-50 | | W-L RECORDS | | RPI 51-100 | | RPI 101-150 | | RPI 150+ | | | | | |
| 8- 19 | 0- 1 | 0- 4 | | OVERALL | | 0- 4 | | 0- 3 | | 8- 7 | | | | | |
| 6- 2 | 0- 0 | 0- 0 | | HOME | | 0- 0 | | 0- 0 | | 6- 2 | | | | | |
| 2- 9 | 0- 1 | 0- 1 | | AWAY | | 0- 3 | | 0- 2 | | 2- 2 | | | | | |
| 0- 8 | 0- 0 | 0- 3 | | NEUTRAL | | 0- 1 | | 0- 1 | | 0- 3 | | | | | |
| 0- 13 | 0- 1 | 0- 4 | | NON-CONFERENCE | | 0- 3 | | 0- 2 | | 0- 3 | | | | | |
| 0- 0 | 0- 0 | 0- 0 | | HOME | | 0- 0 | | 0- 0 | | 0- 0 | | | | | |
| 0- 5 | 0- 1 | 0- 1 | | AWAY | | 0- 2 | | 0- 1 | | 0- 0 | | | | | |
| 0- 8 | 0- 0 | 0- 3 | | NEUTRAL | | 0- 1 | | 0- 1 | | 0- 3 | | | | | |
| 8- 6 | 0- 0 | 0- 0 | | CONFERENCE | | 0- 1 | | 0- 1 | | 8- 4 | | | | | |
| 6- 2 | 0- 0 | 0- 0 | | HOME | | 0- 0 | | 0- 0 | | 6- 2 | | | | | |
| 2- 4 | 0- 0 | 0- 0 | | AWAY | | 0- 1 | | 0- 1 | | 2- 2 | | | | | |
| 0- 0 | 0- 0 | 0- 0 | | NEUTRAL | | 0- 0 | | 0- 0 | | 0- 0 | | | | | |
| RPI | S | Opponent | Score | RPI | S | Opponent | Score | RPI | S | Opponent | Score | | | | |
| 16 | A | Texas A&M | 1 3 | 33 | N | Wichita St. | 0 3 | 82 | N | New Mexico St. | 0 3 | 122 | A | Texas-Arlington | 0 3 |
| | | | | 42 | A | TCU | 0 3 | 83 | A | A&M-Corpus Christi | 1 3 | 130 | A | Central Ark. | 1 3 |
| | | | | 45 | N | Boise St. | 0 3 | 97 | A | Denver | 0 3 | 150 | N | Houston | 1 3 |
| | | | | 46 | N | Arizona | 0 3 | 100 | A | North Texas | 2 3 | 154 | H | Stephen F. Austin | 2 3 |
| | | | | | | | | | | | | 190 | A | Houston Baptist | 2 3 |
| | | | | | | | | | | | | 204 | N | UTEP | 1 3 |
| | | | | | | | | | | | | 211 | H | Sam Houston St. | 3 2 |
| | | | | | | | | | | | | 214 | A | McNeese St. | 3 1 |
| | | | | | | | | | | | | 218 | N | Ill.-Chicago | 1 3 |
| | | | | | | | | | | | | 239 | H | New Orleans | 3 1 |
| | | | | | | | | | | | | 241 | H | Lamar | 3 1 |
| | | | | | | | | | | | | 258 | N | Montana | 1 3 |
| | | | | | | | | | | | | 260 | H | Southeastern La. | 3 0 |
| | | | | | | | | | | | | 276 | H | Northwestern St. | 3 0 |
| | | | | | | | | | | | | 282 | A | Incarnate Word | 3 1 |
| | | | | | | | | | | | | 282 | H | Incarnate Word | 3 1 |
| | | | | | | | | | | | | 288 | A | Nicholls St. | 0 3 |
| | | | | | | | | | | | | 288 | H | Nicholls St. | 1 3 |
| | | | | LAST 10 GAMES | | | | | | | | | | | |
| | | | | 288 | A | Nicholls St. | 0 3 | 239 | H | New Orleans | 3 1 | | | | |
| | | | | 214 | A | McNeese St. | 3 1 | 83 | A | A&M-Corpus Christi | 1 3 | | | | |
| | | | | 282 | A | Incarnate Word | 3 1 | 190 | A | Houston Baptist | 2 3 | | | | |
| | | | | 288 | H | Nicholls St. | 1 3 | 211 | H | Sam Houston St. | 3 2 | | | | |
| | | | | 260 | H | Southeastern La. | 3 0 | 241 | H | Lamar | 3 1 | | | | |

Non-Div. I Games:

Abilene Christian

| Average RPI Win: 250 | | WON-LOST | WINNING | LAST 10 | STRENGTH OF | | OPP. STRENGTH | TEAM | ADJ | CONF. | ADJ CONF. |
|-----------------------|----------|----------|-----------|-------------------|--|-------|------------------|---|-------------|-------------------|---|
| Average RPI Loss: 106 | | RECORD | PCT. RANK | GAMES | SCHEDULE | | OF SCHEDULE | RPI | RPI | RPI | RPI |
| DIV. I ONLY | | 9- 16 | .36 | 237 | 3- 7 | | 226 | 108 | 231 | .45577 | 231 |
| DIV. I NON-CONF. | | 5- 8 | .38462 | 228 | 0- 0 | | 209 | 139 | 220 | .46049 | 220 |
| TOTALS | | RPI 1-25 | RPI 26-50 | | W-L RECORDS | | RPI 51-100 | | RPI 101-150 | | RPI 150+ |
| 9- 16 | 0- 0 | 0- 5 | | OVERALL | | 0- 3 | | 0- 3 | | 9- 5 | |
| 3- 2 | 0- 0 | 0- 1 | | HOME | | 0- 0 | | 0- 1 | | 3- 0 | |
| 3- 9 | 0- 0 | 0- 2 | | AWAY | | 0- 2 | | 0- 2 | | 3- 3 | |
| 3- 5 | 0- 0 | 0- 2 | | NEUTRAL | | 0- 1 | | 0- 0 | | 3- 2 | |
| 5- 8 | 0- 0 | 0- 3 | | NON-CONFERENCE | | 0- 1 | | 0- 1 | | 5- 3 | |
| 0- 0 | 0- 0 | 0- 0 | | HOME | | 0- 0 | | 0- 0 | | 0- 0 | |
| 2- 3 | 0- 0 | 0- 1 | | AWAY | | 0- 0 | | 0- 1 | | 2- 1 | |
| 3- 5 | 0- 0 | 0- 2 | | NEUTRAL | | 0- 1 | | 0- 0 | | 3- 2 | |
| 4- 8 | 0- 0 | 0- 2 | | CONFERENCE | | 0- 2 | | 0- 2 | | 4- 2 | |
| 3- 2 | 0- 0 | 0- 1 | | HOME | | 0- 0 | | 0- 1 | | 3- 0 | |
| 1- 6 | 0- 0 | 0- 1 | | AWAY | | 0- 2 | | 0- 1 | | 1- 2 | |
| 0- 0 | 0- 0 | 0- 0 | | NEUTRAL | | 0- 0 | | 0- 0 | | 0- 0 | |
| RPI S | Opponent | Score | RPI S | Opponent | Score | RPI S | Opponent | Score | RPI S | Opponent | Score |
| | | | 32 A | Hawaii | 1  | 53 A | Long Beach St. | 0  | 109 A | Portland | 0  |
| | | | 32 H | Hawaii | 0  | 78 N | Sacramento St. | 1  | 127 A | UC Irvine | 0  |
| | | | 39 A | Santa Clara | 0  | 95 A | Cal Poly | 0  | 127 H | UC Irvine | 0  |
| | | | 45 N | Boise St. | 1  | | | | 152 A | UC Davis | 1  |
| | | | 50 N | Northern Ariz. | 1  | | | | 152 H | UC Davis | 3 2 |
| | | | | | | | | | 167 N | Nevada | 2  |
| | | | | | | | | | 187 N | Rutgers | 0  |
| | | | | | | | | | 201 A | UC Santa Barbara | 1  |
| | | | | | | | | | 205 A | Fresno St. | 0  |
| | | | | | | | | | 221 H | CSUN | 3 2 |
| | | | | | | | | | 225 A | San Jose St. | 3 2 |
| | | | | | | | | | 233 N | Central Mich. | 3 0 |
| | | | | | | | | | 273 N | Weber St. | 3 1 |
| | | | | | | | | | 279 A | Grand Canyon | 3 1 |
| | | | | | | | | | 279 N | Grand Canyon | 3 0 |
| | | | | | | | | | 296 A | Cal St. Fullerton | 3 0 |
| | | | | | | | | | 296 H | Cal St. Fullerton | 3 2 |
| LAST 10 GAMES | | | | | | | | | | | |
| | | | 296 A | Cal St. Fullerton | 3 0 | 95 A | Cal Poly | 0  | | | |
| | | | 221 H | CSUN | 3 2 | 201 A | UC Santa Barbara | 1  | | | |
| | | | 32 A | Hawaii | 1  | 127 A | UC Irvine | 0  | | | |
| | | | 127 H | UC Irvine | 0  | 53 A | Long Beach St. | 0  | | | |
| | | | 152 H | UC Davis | 3 2 | 32 H | Hawaii | 0  | | | |

Non-Div. I Games:

UC Riverside

| Average RPI Win: 277 | | WON-LOST RECORD | | WINNING PCT. RANK | | LAST 10 GAMES | | STRENGTH OF SCHEDULE | | OPP. STRENGTH OF SCHEDULE | | TEAM RPI | | ADJ RPI | | CONF. RPI | | ADJ CONF. RPI | | | | | |
|-----------------------|---|-----------------|--|-------------------|---|----------------|---|----------------------|--|---------------------------|---|----------|---|-------------|--|-----------|---|---------------|---|-------------------|--|-------|---|
| Average RPI Loss: 142 | | | | | | | | | | | | | | | | | | | | | | | |
| DIV. I ONLY | | 9- 21 | | .3 268 | | 6- 4 | | 124 | | 236 | | 233 | | .45535 232 | | 27 | | 27 | | | | | |
| DIV. I NON-CONF. | | 1- 15 | | .0625 316 | | 0- 1 | | 50 | | 146 | | 249 | | .4385 249 | | 26 | | 25 | | | | | |
| TOTALS | | RPI 1-25 | | RPI 26-50 | | W-L RECORDS | | RPI 51-100 | | RPI 101-150 | | RPI 150+ | | | | | | | | | | | |
| 9- 21 | | 0- 1 | | 0- 2 | | OVERALL | | 0- 4 | | 0- 3 | | 9- 11 | | | | | | | | | | | |
| 6- 3 | | 0- 0 | | 0- 0 | | HOME | | 0- 1 | | 0- 0 | | 6- 2 | | | | | | | | | | | |
| 3- 10 | | 0- 0 | | 0- 2 | | AWAY | | 0- 2 | | 0- 0 | | 3- 6 | | | | | | | | | | | |
| 0- 8 | | 0- 1 | | 0- 0 | | NEUTRAL | | 0- 1 | | 0- 3 | | 0- 3 | | | | | | | | | | | |
| 1- 15 | | 0- 1 | | 0- 2 | | NON-CONFERENCE | | 0- 3 | | 0- 3 | | 1- 6 | | | | | | | | | | | |
| 1- 0 | | 0- 0 | | 0- 0 | | HOME | | 0- 0 | | 0- 0 | | 1- 0 | | | | | | | | | | | |
| 0- 7 | | 0- 0 | | 0- 2 | | AWAY | | 0- 2 | | 0- 0 | | 0- 3 | | | | | | | | | | | |
| 0- 8 | | 0- 1 | | 0- 0 | | NEUTRAL | | 0- 1 | | 0- 3 | | 0- 3 | | | | | | | | | | | |
| 8- 6 | | 0- 0 | | 0- 0 | | CONFERENCE | | 0- 1 | | 0- 0 | | 8- 5 | | | | | | | | | | | |
| 5- 3 | | 0- 0 | | 0- 0 | | HOME | | 0- 1 | | 0- 0 | | 5- 2 | | | | | | | | | | | |
| 3- 3 | | 0- 0 | | 0- 0 | | AWAY | | 0- 0 | | 0- 0 | | 3- 3 | | | | | | | | | | | |
| 0- 0 | | 0- 0 | | 0- 0 | | NEUTRAL | | 0- 0 | | 0- 0 | | 0- 0 | | | | | | | | | | | |
| RPI | S | Opponent | | Score | | RPI | S | Opponent | | Score | | RPI | S | Opponent | | Score | | RPI | S | Opponent | | Score | |
| 5 | N | Penn St. | | 0 | 3 | 31 | A | Colorado St. | | 0 | 3 | 84 | A | Chattanooga | | 0 | 3 | 121 | N | UNCG | | 2 | 3 |
| | | | | | | 35 | A | Dayton | | 0 | 3 | 94 | N | Indiana | | 0 | 3 | 126 | N | Mississippi St. | | 0 | 3 |
| | | | | | | | | | | | | 98 | A | Tennessee | | 0 | 3 | 134 | N | Valparaiso | | 0 | 3 |
| | | | | | | | | | | | | 99 | H | Murray St. | | 0 | 3 | 151 | A | Northern Colo. | | 1 | 3 |
| | | | | | | | | | | | | | | | | | | 156 | N | North Florida | | 2 | 3 |
| | | | | | | | | | | | | | | | | | | 168 | A | Marshall | | 1 | 3 |
| | | | | | | | | | | | | | | | | | | 174 | N | Troy | | 1 | 3 |
| | | | | | | | | | | | | | | | | | | 180 | A | Belmont | | 0 | 3 |
| | | | | | | | | | | | | | | | | | | 180 | H | Belmont | | 0 | 3 |
| | | | | | | | | | | | | | | | | | | 185 | H | Eastern Ill. | | 1 | 3 |
| | | | | | | | | | | | | | | | | | | 200 | H | Northern Ky. | | 3 | 0 |
| | | | | | | | | | | | | | | | | | | 202 | A | Notre Dame | | 0 | 3 |
| | | | | | | | | | | | | | | | | | | 247 | A | Southeast Mo. St. | | 1 | 3 |
| | | | | | | | | | | | | | | | | | | 252 | N | Utah St. | | 1 | 3 |
| | | | | | | | | | | | | | | | | | | 267 | A | UT Martin | | 1 | 3 |
| | | | | | | | | | | | | | | | | | | 270 | A | Tennessee St. | | 3 | 1 |
| | | | | | | | | | | | | | | | | | | 270 | H | Tennessee St. | | 3 | 2 |
| | | | | | | | | | | | | | | | | | | 281 | H | Morehead St. | | 3 | 0 |
| | | | | | | | | | | | | | | | | | | 290 | A | Tennessee Tech | | 3 | 1 |
| | | | | | | | | | | | | | | | | | | 290 | H | Tennessee Tech | | 3 | 1 |
| | | | | | | | | | | | | | | | | | | 293 | H | SIUE | | 3 | 2 |
| | | | | | | | | | | | | | | | | | | 301 | A | Jacksonville St. | | 3 | 0 |
| | | | | | | | | | | | | | | | | | | 301 | H | Jacksonville St. | | 3 | 0 |
| LAST 10 GAMES | | | | | | | | | | | | | | | | | | | | | | | |
| | | | | | | | | | | | | | | | | | | 293 | H | SIUE | | 3 | 2 |
| | | | | | | | | | | | | | | | | | | 185 | H | Eastern Ill. | | 1 | 3 |
| | | | | | | | | | | | | | | | | | | 180 | A | Belmont | | 0 | 3 |
| | | | | | | | | | | | | | | | | | | 270 | A | Tennessee St. | | 3 | 1 |
| | | | | | | | | | | | | | | | | | | 301 | A | Jacksonville St. | | 3 | 0 |
| | | | | | | | | | | | | | | | | | | 35 | A | Dayton | | 0 | 3 |
| | | | | | | | | | | | | | | | | | | 267 | A | UT Martin | | 1 | 3 |

Non-Div. I Games:

Eastern Ky.

| Average RPI Win: 234 | | WON-LOST | WINNING | LAST 10 | STRENGTH OF | | OPP. STRENGTH | TEAM | ADJ | CONF. | ADJ CONF. |
|-----------------------|----------|----------|-----------|----------------|-------------|-------|----------------|-------|-------------|-------------------|-----------|
| Average RPI Loss: 153 | | RECORD | PCT. RANK | GAMES | SCHEDULE | | OF SCHEDULE | RPI | RPI | RPI | RPI |
| DIV. I ONLY | | 11- 16 | .40741 | 221 | 5- 5 | | 246 | 205 | 236 | .45444 | 233 |
| DIV. I NON-CONF. | | 5- 8 | .38462 | 228 | 0- 0 | | 241 | 217 | 245 | .44161 | 245 |
| TOTALS | | RPI 1-25 | RPI 26-50 | | W-L RECORDS | | RPI 51-100 | | RPI 101-150 | | RPI 150+ |
| 11- 16 | 0- 0 | 0- 0 | | OVERALL | | 0- 5 | | 0- 3 | | 11- 8 | |
| 6- 5 | 0- 0 | 0- 0 | | HOME | | 0- 1 | | 0- 1 | | 6- 3 | |
| 2- 7 | 0- 0 | 0- 0 | | AWAY | | 0- 2 | | 0- 2 | | 2- 3 | |
| 3- 4 | 0- 0 | 0- 0 | | NEUTRAL | | 0- 2 | | 0- 0 | | 3- 2 | |
| 5- 8 | 0- 0 | 0- 0 | | NON-CONFERENCE | | 0- 3 | | 0- 0 | | 5- 5 | |
| 2- 1 | 0- 0 | 0- 0 | | HOME | | 0- 0 | | 0- 0 | | 2- 1 | |
| 0- 3 | 0- 0 | 0- 0 | | AWAY | | 0- 1 | | 0- 0 | | 0- 2 | |
| 3- 4 | 0- 0 | 0- 0 | | NEUTRAL | | 0- 2 | | 0- 0 | | 3- 2 | |
| 6- 8 | 0- 0 | 0- 0 | | CONFERENCE | | 0- 2 | | 0- 3 | | 6- 3 | |
| 4- 4 | 0- 0 | 0- 0 | | HOME | | 0- 1 | | 0- 1 | | 4- 2 | |
| 2- 4 | 0- 0 | 0- 0 | | AWAY | | 0- 1 | | 0- 2 | | 2- 1 | |
| 0- 0 | 0- 0 | 0- 0 | | NEUTRAL | | 0- 0 | | 0- 0 | | 0- 0 | |
| RPI S | Opponent | Score | RPI S | Opponent | Score | RPI S | Opponent | Score | RPI S | Opponent | Score |
| | | | | | | 56 A | Ohio | 0 3 | 105 A | Northern Ill. | 1 3 |
| | | | | | | 72 A | Cleveland St. | 1 3 | 105 H | Northern Ill. | 0 3 |
| | | | | | | 78 N | Sacramento St. | 1 3 | 123 A | Miami (OH) | 2 3 |
| | | | | | | 80 N | Cincinnati | 0 3 | 161 A | Western Mich. | 3 2 |
| | | | | | | 96 H | Kent St. | 1 3 | 161 H | Western Mich. | 2 3 |
| | | | | | | | | | 184 H | Omaha | 3 0 |
| | | | | | | | | | 185 N | Eastern Ill. | 2 3 |
| | | | | | | | | | 188 H | Ball St. | 3 1 |
| | | | | | | | | | 191 A | Eastern Mich. | 1 3 |
| | | | | | | | | | 191 H | Eastern Mich. | 3 1 |
| | | | | | | | | | 205 A | Fresno St. | 0 3 |
| | | | | | | | | | 218 N | Ill.-Chicago | 3 2 |
| | | | | | | | | | 225 H | San Jose St. | 3 0 |
| | | | | | | | | | 227 H | Buffalo | 2 3 |
| | | | | | | | | | 231 N | UC Riverside | 0 3 |
| | | | | | | | | | 257 A | Bowling Green | 3 0 |
| | | | | | | | | | 265 N | Binghamton | 3 2 |
| | | | | | | | | | 266 H | Evansville | 1 3 |
| | | | | | | | | | 274 A | IPFW | 1 3 |
| | | | | | | | | | 287 H | Toledo | 3 0 |
| | | | | | | | | | 296 N | Cal St. Fullerton | 3 2 |
| | | | | | | | | | 304 H | Akron | 3 1 |
| LAST 10 GAMES | | | | | | | | | | | |
| | | | | | | 56 A | Ohio | 0 3 | 304 H | Akron | 3 1 |
| | | | | | | 191 H | Eastern Mich. | 3 1 | 257 A | Bowling Green | 3 0 |
| | | | | | | 105 H | Northern Ill. | 0 3 | 123 A | Miami (OH) | 2 3 |
| | | | | | | 161 H | Western Mich. | 2 3 | 287 H | Toledo | 3 0 |
| | | | | | | 227 H | Buffalo | 2 3 | 188 H | Ball St. | 3 1 |

Non-Div. I Games:

Central Mich.

| | | | | | | | | | | | |
|-------------------|----------|-----------|---------------|----------------|-------------|---------------|-----------------|-------------|-------|-----------------|-------|
| Average RPI Win: | 277 | WON-LOST | WINNING | LAST 10 | STRENGTH OF | OPP. STRENGTH | TEAM | ADJ | CONF. | ADJ CONF. | |
| Average RPI Loss: | 173 | RECORD | PCT. RANK | GAMES | SCHEDULE | OF SCHEDULE | RPI | RPI | RPI | RPI | |
| DIV. I ONLY | 15- 13 | .53571 | 152 | 10- 0 | 295 | 278 | 232 | .45121 | 234 | 31 | 31 |
| DIV. I NON-CONF. | 3- 12 | .2 | 285 | 0- 0 | 222 | 160 | 288 | .40563 | 289 | 31 | 31 |
| <hr/> | | | | | | | | | | | |
| TOTALS | RPI 1-25 | RPI 26-50 | | W-L RECORDS | | RPI 51-100 | | RPI 101-150 | | RPI 150+ | |
| 15- 13 | 0- 0 | 0- 1 | | OVERALL | | 0- 2 | | 0- 2 | | 15- 8 | |
| 8- 1 | 0- 0 | 0- 0 | | HOME | | 0- 0 | | 0- 1 | | 8- 0 | |
| 6- 6 | 0- 0 | 0- 1 | | AWAY | | 0- 1 | | 0- 0 | | 6- 4 | |
| 1- 6 | 0- 0 | 0- 0 | | NEUTRAL | | 0- 1 | | 0- 1 | | 1- 4 | |
| <hr/> | | | | | | | | | | | |
| 3- 12 | 0- 0 | 0- 1 | | NON-CONFERENCE | | 0- 2 | | 0- 2 | | 3- 7 | |
| 1- 1 | 0- 0 | 0- 0 | | HOME | | 0- 0 | | 0- 1 | | 1- 0 | |
| 1- 5 | 0- 0 | 0- 1 | | AWAY | | 0- 1 | | 0- 0 | | 1- 3 | |
| 1- 6 | 0- 0 | 0- 0 | | NEUTRAL | | 0- 1 | | 0- 1 | | 1- 4 | |
| <hr/> | | | | | | | | | | | |
| 12- 1 | 0- 0 | 0- 0 | | CONFERENCE | | 0- 0 | | 0- 0 | | 12- 1 | |
| 7- 0 | 0- 0 | 0- 0 | | HOME | | 0- 0 | | 0- 0 | | 7- 0 | |
| 5- 1 | 0- 0 | 0- 0 | | AWAY | | 0- 0 | | 0- 0 | | 5- 1 | |
| 0- 0 | 0- 0 | 0- 0 | | NEUTRAL | | 0- 0 | | 0- 0 | | 0- 0 | |
| <hr/> | | | | | | | | | | | |
| RPI S | Opponent | Score | RPI S | Opponent | Score | RPI S | Opponent | Score | RPI S | Opponent | Score |
| | | | 44 A | Villanova | 0 3 | 63 N | James Madison | 0 3 | 103 H | Maryland | 1 3 |
| | | | | | | 74 A | American | 0 3 | 136 N | Princeton | 2 3 |
| | | | | | | | | | 186 N | Duquesne | 3 2 |
| | | | | | | | | | 187 A | Rutgers | 1 3 |
| | | | | | | | | | 199 N | Siena | 0 3 |
| | | | | | | | | | 207 N | Penn | 0 3 |
| | | | | | | | | | 215 N | Georgetown | 2 3 |
| | | | | | | | | | 217 A | George Mason | 1 3 |
| | | | | | | | | | 217 N | George Mason | 1 3 |
| | | | | | | | | | 222 H | Western Caro. | 3 1 |
| | | | | | | | | | 238 A | UMES | 3 0 |
| | | | | | | | | | 238 H | UMES | 3 1 |
| | | | | | | | | | 242 A | UMBC | 3 1 |
| | | | | | | | | | 268 H | Bethune-Cookman | 3 2 |
| | | | | | | | | | 280 A | Coppin St. | 3 0 |
| | | | | | | | | | 280 H | Coppin St. | 3 0 |
| | | | | | | | | | 283 A | Morgan St. | 1 3 |
| | | | | | | | | | 283 H | Morgan St. | 3 0 |
| | | | | | | | | | 310 A | Loyola Maryland | 0 3 |
| | | | | | | | | | 318 A | Hampton | 3 1 |
| | | | | | | | | | 318 H | Hampton | 3 0 |
| | | | LAST 10 GAMES | | | | | | 320 A | Norfolk St. | 3 0 |
| | | | 283 H | Morgan St. | 3 0 | 280 H | Coppin St. | 3 0 | 320 H | Norfolk St. | 3 0 |
| | | | 318 A | Hampton | 3 1 | 268 H | Bethune-Cookman | 3 2 | 323 A | Delaware St. | 3 1 |
| | | | 320 A | Norfolk St. | 3 0 | 320 H | Norfolk St. | 3 0 | 323 H | Delaware St. | 3 1 |
| | | | 323 A | Delaware St. | 3 1 | 318 H | Hampton | 3 0 | | | |
| | | | 238 H | UMES | 3 1 | 280 A | Coppin St. | 3 0 | | | |

Non-Div. I Games:

Howard

T
u
l
a
n
e

| Tulane | | | | Through Games Of Though Nov. 8, 2015 | | | | | | | | |
|-------------------|----------|-----------------|-------------------|--------------------------------------|----------------------|---------------------------|-------------|---------|-----------|---------------------|-------|--|
| Average RPI Win: | 230 | WON-LOST RECORD | WINNING PCT. RANK | LAST 10 GAMES | STRENGTH OF SCHEDULE | OPP. STRENGTH OF SCHEDULE | TEAM RPI | ADJ RPI | CONF. RPI | ADJ CONF. RPI | | |
| Average RPI Loss: | 140 | | | | | | | | | | | |
| DIV. I ONLY | 9- 17 | .34615 | 245 | 2- 8 | 180 | 191 | 234 | .45097 | 235 | 9 | 9 | |
| DIV. I NON-CONF. | 6- 6 | .5 | 163 | 0- 0 | 265 | 288 | 239 | .44712 | 239 | 11 | 11 | |
| <hr/> | | | | | | | | | | | | |
| TOTALS | RPI 1-25 | RPI 26-50 | | W-L RECORDS | RPI 51-100 | | RPI 101-150 | | RPI 150+ | | | |
| 9- 17 | 0- 1 | 0- 1 | | OVERALL | 0- 2 | | 2- 8 | | 7- 5 | | | |
| 6- 8 | 0- 1 | 0- 1 | | HOME | 0- 1 | | 2- 5 | | 4- 0 | | | |
| 0- 7 | 0- 0 | 0- 0 | | AWAY | 0- 0 | | 0- 3 | | 0- 4 | | | |
| 3- 2 | 0- 0 | 0- 0 | | NEUTRAL | 0- 1 | | 0- 0 | | 3- 1 | | | |
| <hr/> | | | | | | | | | | | | |
| 6- 6 | 0- 0 | 0- 1 | | NON-CONFERENCE | 0- 1 | | 0- 1 | | 6- 3 | | | |
| 3- 2 | 0- 0 | 0- 1 | | HOME | 0- 0 | | 0- 1 | | 3- 0 | | | |
| 0- 2 | 0- 0 | 0- 0 | | AWAY | 0- 0 | | 0- 0 | | 0- 2 | | | |
| 3- 2 | 0- 0 | 0- 0 | | NEUTRAL | 0- 1 | | 0- 0 | | 3- 1 | | | |
| <hr/> | | | | | | | | | | | | |
| 3- 11 | 0- 1 | 0- 0 | | CONFERENCE | 0- 1 | | 2- 7 | | 1- 2 | | | |
| 3- 6 | 0- 1 | 0- 0 | | HOME | 0- 1 | | 2- 4 | | 1- 0 | | | |
| 0- 5 | 0- 0 | 0- 0 | | AWAY | 0- 0 | | 0- 3 | | 0- 2 | | | |
| 0- 0 | 0- 0 | 0- 0 | | NEUTRAL | 0- 0 | | 0- 0 | | 0- 0 | | | |
| <hr/> | | | | | | | | | | | | |
| RPI S | Opponent | Score | RPI S | Opponent | Score | RPI S | Opponent | Score | RPI S | Opponent | Score | |
| 24 H | SMU | 0 3 | 42 H | TCU | 0 3 | 77 N | UTSA | 0 3 | 101 A | Temple | 1 3 | |
| | | | | | | 80 H | Cincinnati | 0 3 | 101 H | Temple | 3 1 | |
| | | | | | | | | | 107 H | Tulsa | 3 2 | |
| | | | | | | | | | 111 A | UCF | 2 3 | |
| | | | | | | | | | 111 H | UCF | 0 3 | |
| | | | | | | | | | 125 A | UConn | 0 3 | |
| | | | | | | | | | 125 H | UConn | 2 3 | |
| | | | | | | | | | 138 H | Memphis | 2 3 | |
| | | | | | | | | | 143 H | North Carolina St. | 1 3 | |
| | | | | | | | | | 150 H | Houston | 2 3 | |
| | | | | | | | | | 157 A | South Fla. | 2 3 | |
| | | | | | | | | | 157 H | South Fla. | 3 2 | |
| | | | | | | | | | 211 A | Sam Houston St. | 0 3 | |
| | | | | | | | | | 239 H | New Orleans | 3 1 | |
| | | | | | | | | | 241 A | Lamar | 1 3 | |
| | | | | | | | | | 254 A | East Carolina | 2 3 | |
| | | | | | | | | | 262 N | UTRGV | 3 1 | |
| | | | | | | | | | 282 H | Incarnate Word | 3 1 | |
| | | | | | | | | | 288 H | Nicholls St. | 3 0 | |
| | | | | | | | | | 291 N | Montana St. | 1 3 | |
| | | | | | | | | | 316 N | Jackson St. | 3 0 | |
| | | | | | | | | | 322 N | Prairie View | 3 0 | |
| <hr/> | | | | | | | | | | | | |
| | | | | LAST 10 GAMES | | | | | | | | |
| | | | | 125 H UConn | 2 3 | | | | | 125 A UConn | 0 3 | |
| | | | | 101 H Temple | 3 1 | | | | | 138 H Memphis | 2 3 | |
| | | | | 111 H UCF | 0 3 | | | | | 80 H Cincinnati | 0 3 | |
| | | | | 157 H South Fla. | 3 2 | | | | | 254 A East Carolina | 2 3 | |
| | | | | 101 A Temple | 1 3 | | | | | 150 H Houston | 2 3 | |

T
u
l
a
n
e

Non-Div. I Games:

Tulane

[illegible]

Non-Div. I Games:

Ga. Southern

| Average RPI Win: 275 | | WON-LOST | WINNING | LAST 10 | STRENGTH OF | | OPP. STRENGTH | TEAM | ADJ | CONF. | ADJ CONF. |
|-----------------------|----------|----------|-----------|----------------|-------------|-------|----------------------|-------|-------------|----------------------|-----------|
| Average RPI Loss: 199 | | RECORD | PCT. RANK | GAMES | SCHEDULE | | OF SCHEDULE | RPI | RPI | RPI | RPI |
| DIV. I ONLY | | 15- 12 | .55556 | 134 | 7- 3 | | 309 | 284 | 237 | .4509 | 237 |
| DIV. I NON-CONF. | | 6- 9 | .4 | 216 | 1- 0 | | 287 | 218 | 272 | .42199 | 273 |
| TOTALS | | RPI 1-25 | RPI 26-50 | | W-L RECORDS | | RPI 51-100 | | RPI 101-150 | | RPI 150+ |
| 15- 12 | 0- 0 | 0- 0 | | OVERALL | | 0- 2 | | 0- 0 | | 15- 10 | |
| 5- 4 | 0- 0 | 0- 0 | | HOME | | 0- 0 | | 0- 0 | | 5- 4 | |
| 8- 5 | 0- 0 | 0- 0 | | AWAY | | 0- 1 | | 0- 0 | | 8- 4 | |
| 2- 3 | 0- 0 | 0- 0 | | NEUTRAL | | 0- 1 | | 0- 0 | | 2- 2 | |
| 6- 9 | 0- 0 | 0- 0 | | NON-CONFERENCE | | 0- 2 | | 0- 0 | | 6- 7 | |
| 2- 2 | 0- 0 | 0- 0 | | HOME | | 0- 0 | | 0- 0 | | 2- 2 | |
| 2- 4 | 0- 0 | 0- 0 | | AWAY | | 0- 1 | | 0- 0 | | 2- 3 | |
| 2- 3 | 0- 0 | 0- 0 | | NEUTRAL | | 0- 1 | | 0- 0 | | 2- 2 | |
| 9- 3 | 0- 0 | 0- 0 | | CONFERENCE | | 0- 0 | | 0- 0 | | 9- 3 | |
| 3- 2 | 0- 0 | 0- 0 | | HOME | | 0- 0 | | 0- 0 | | 3- 2 | |
| 6- 1 | 0- 0 | 0- 0 | | AWAY | | 0- 0 | | 0- 0 | | 6- 1 | |
| 0- 0 | 0- 0 | 0- 0 | | NEUTRAL | | 0- 0 | | 0- 0 | | 0- 0 | |
| RPI S | Opponent | Score | RPI S | Opponent | Score | RPI S | Opponent | Score | RPI S | Opponent | Score |
| | | | | | | 72 N | Cleveland St. | 0 3 | 177 A | West Virginia | 3 1 |
| | | | | | | 82 A | New Mexico St. | 0 3 | 186 H | Duquesne | 1 3 |
| | | | | | | | | | 196 A | Bryant | 1 3 |
| | | | | | | | | | 203 A | LIU Brooklyn | 3 0 |
| | | | | | | | | | 203 H | LIU Brooklyn | 1 3 |
| | | | | | | | | | 204 A | UTEP | 1 3 |
| | | | | | | | | | 215 N | Georgetown | 3 1 |
| | | | | | | | | | 223 N | Radford | 0 3 |
| | | | | | | | | | 224 A | Sacred Heart | 3 2 |
| | | | | | | | | | 224 H | Sacred Heart | 1 3 |
| | | | | | | | | | 228 A | Youngstown St. | 1 3 |
| | | | | | | | | | 242 H | UMBC | 0 3 |
| | | | | | | | | | 242 H | UMBC | 3 2 |
| | | | | | | | | | 243 N | Brown | 0 3 |
| | | | | | | | | | 275 A | Fordham | 3 0 |
| | | | | | | | | | 287 A | Toledo | 2 3 |
| | | | | | | | | | 289 A | Central Conn. St. | 3 1 |
| | | | | | | | | | 295 N | Niagara | 3 0 |
| | | | | | | | | | 310 H | Loyola Maryland | 3 1 |
| | | | | | | | | | 312 A | Fairleigh Dickinson | 3 1 |
| | | | | | | | | | 312 H | Fairleigh Dickinson | 3 0 |
| | | | | | | | | | 314 A | St. Francis Brooklyn | 3 1 |
| | | | | | | | | | 314 H | St. Francis Brooklyn | 3 0 |
| | | | | | | | | | 321 A | Saint Francis (PA) | 3 1 |
| | | | | | | | | | 321 H | Saint Francis (PA) | 3 0 |
| LAST 10 GAMES | | | | | | | | | | | |
| | | | | | | 312 A | Fairleigh Dickinson | 3 1 | 289 A | Central Conn. St. | 3 1 |
| | | | | | | 224 A | Sacred Heart | 3 2 | 196 A | Bryant | 1 3 |
| | | | | | | 314 H | St. Francis Brooklyn | 3 0 | 312 H | Fairleigh Dickinson | 3 0 |
| | | | | | | 203 H | LIU Brooklyn | 1 3 | 224 H | Sacred Heart | 1 3 |
| | | | | | | 321 H | Saint Francis (PA) | 3 0 | 177 A | West Virginia | 3 1 |

Non-Div. I Games:

Robert Morris

| | | | | | | | | | | | |
|-------------------|----------|--------------------|----------------------|------------------|-------------------------|------------------------------|--------------|------------|--------------|------------------|-------|
| Average RPI Win: | 306 | WON-LOST RECORD | WINNING PCT. RANK | LAST 10 GAMES | STRENGTH OF SCHEDULE | OPP. STRENGTH OF SCHEDULE | TEAM RPI | ADJ RPI | CONF. RPI | ADJ CONF. RPI | |
| Average RPI Loss: | 208 | | | | | | | | | | |
| DIV. I ONLY | 20- 6 | .76923 | 34 | 7- 3 | 331 | 319 | 235 | .45064 | 238 | 31 | 31 |
| DIV. I NON-CONF. | 9- 3 | .75 | 59 | 1- 1 | 324 | 311 | 207 | .46931 | 207 | 31 | 31 |
| <hr/> | | | | | | | | | | | |
| TOTALS | RPI 1-25 | RPI 26-50 | | W-L RECORDS | RPI 51-100 | | RPI 101-150 | | RPI 150+ | | |
| 20- 6 | 0- 0 | 0- 0 | | OVERALL | 0- 1 | | 0- 0 | | 20- 5 | | |
| 14- 3 | 0- 0 | 0- 0 | | HOME | 0- 0 | | 0- 0 | | 14- 3 | | |
| 5- 2 | 0- 0 | 0- 0 | | AWAY | 0- 1 | | 0- 0 | | 5- 1 | | |
| 1- 1 | 0- 0 | 0- 0 | | NEUTRAL | 0- 0 | | 0- 0 | | 1- 1 | | |
| <hr/> | | | | | | | | | | | |
| 9- 3 | 0- 0 | 0- 0 | | NON-CONFERENCE | 0- 1 | | 0- 0 | | 9- 2 | | |
| 8- 1 | 0- 0 | 0- 0 | | HOME | 0- 0 | | 0- 0 | | 8- 1 | | |
| 0- 1 | 0- 0 | 0- 0 | | AWAY | 0- 1 | | 0- 0 | | 0- 0 | | |
| 1- 1 | 0- 0 | 0- 0 | | NEUTRAL | 0- 0 | | 0- 0 | | 1- 1 | | |
| <hr/> | | | | | | | | | | | |
| 11- 3 | 0- 0 | 0- 0 | | CONFERENCE | 0- 0 | | 0- 0 | | 11- 3 | | |
| 6- 2 | 0- 0 | 0- 0 | | HOME | 0- 0 | | 0- 0 | | 6- 2 | | |
| 5- 1 | 0- 0 | 0- 0 | | AWAY | 0- 0 | | 0- 0 | | 5- 1 | | |
| 0- 0 | 0- 0 | 0- 0 | | NEUTRAL | 0- 0 | | 0- 0 | | 0- 0 | | |
| <hr/> | | | | | | | | | | | |
| RPI S | Opponent | Score | RPI S | Opponent | Score | RPI S | Opponent | Score | RPI S | Opponent | Score |
| | | | | | | 64 A | UNCW | 0 3 | 216 N | Stetson | 0 3 |
| | | | | | | | | | 217 H | George Mason | 1 3 |
| | | | | | | | | | 234 A | Howard | 1 3 |
| | | | | | | | | | 234 H | Howard | 0 3 |
| | | | | | | | | | 264 H | Manhattan | 3 1 |
| | | | | | | | | | 269 H | Rider | 3 1 |
| | | | | | | | | | 269 H | Rider | 3 2 |
| | | | | | | | | | 280 A | Coppin St. | 3 0 |
| | | | | | | | | | 280 H | Coppin St. | 3 1 |
| | | | | | | | | | 283 A | Morgan St. | 3 0 |
| | | | | | | | | | 283 H | Morgan St. | 1 3 |
| | | | | | | | | | 297 H | La Salle | 3 0 |
| | | | | | | | | | 308 N | Presbyterian | 3 1 |
| | | | | | | | | | 310 H | Loyola Maryland | 3 2 |
| | | | | | | | | | 318 A | Hampton | 3 0 |
| | | | | | | | | | 318 H | Hampton | 3 0 |
| | | | | | | | | | 320 A | Norfolk St. | 3 0 |
| | | | | | | | | | 323 A | Delaware St. | 3 0 |
| | | | | | | | | | 323 H | Delaware St. | 3 0 |
| | | | | | | | | | 323 H | Delaware St. | 3 0 |
| | | | | | | | | | 324 H | N.C. A&T | 3 0 |
| | | | | | | | | | 325 H | UMass Lowell | 3 0 |
| | | | | | | | | | 325 H | UMass Lowell | 3 1 |
| | | | | | | | | | 328 H | N.C. Central | 3 0 |
| | | | | | | | | | 330 H | Quinnipiac | 3 0 |
| <hr/> | | | | | | | | | | | |
| | | | LAST 10 GAMES | | | | | | | | |
| | | | | | | 234 A | Howard | 1 3 | | | |
| | | | | | | 297 H | La Salle | 3 0 | | | |
| | | | | | | 318 A | Hampton | 3 0 | | | |
| | | | | | | 323 H | Delaware St. | 3 0 | | | |
| | | | | | | 280 A | Coppin St. | 3 0 | | | |
| | | | | | | 283 H | Morgan St. | 1 3 | | | |
| | | | | | | 217 H | George Mason | 1 3 | | | |

Non-Div. I Games:

UMES

| RPI | S | Opponent | Score | |
|-----|---|------------------|-------|---|
| 331 | H | Grambling | 3 | 0 |
| 334 | H | Mississippi Val. | 3 | 0 |

New Orleans

N
e
w
O
r
l
e
a
n
s

N
e
w
O
r
l
e
a
n
s

| Average RPI Win: 271 | | WON-LOST | WINNING | LAST 10 | STRENGTH OF | | OPP. STRENGTH | TEAM | ADJ | | CONF. | ADJ CONF. |
|-----------------------|----------|----------|-----------|----------------|-------------|-------|--------------------|-------|-------------|-------------------|----------|-----------|
| Average RPI Loss: 182 | | RECORD | PCT. RANK | GAMES | SCHEDULE | | OF SCHEDULE | RPI | RPI | | RPI | RPI |
| DIV. I ONLY | | 13- 15 | .46429 | 190 | 1- 9 | | 276 | 275 | 241 | .4473 | 241 | 24 |
| DIV. I NON-CONF. | | 10- 4 | .71429 | 79 | 0- 0 | | 273 | 297 | 169 | .49802 | 174 | 24 |
| TOTALS | | RPI 1-25 | RPI 26-50 | | W-L RECORDS | | RPI 51-100 | | RPI 101-150 | | RPI 150+ | |
| 13- 15 | 0- 0 | 0- 0 | | OVERALL | | 0- 3 | | 0- 2 | | 13- 10 | | |
| 9- 3 | 0- 0 | 0- 0 | | HOME | | 0- 0 | | 0- 1 | | 9- 2 | | |
| 1- 10 | 0- 0 | 0- 0 | | AWAY | | 0- 2 | | 0- 1 | | 1- 7 | | |
| 3- 2 | 0- 0 | 0- 0 | | NEUTRAL | | 0- 1 | | 0- 0 | | 3- 1 | | |
| 10- 4 | 0- 0 | 0- 0 | | NON-CONFERENCE | | 0- 2 | | 0- 1 | | 10- 1 | | |
| 6- 0 | 0- 0 | 0- 0 | | HOME | | 0- 0 | | 0- 0 | | 6- 0 | | |
| 1- 2 | 0- 0 | 0- 0 | | AWAY | | 0- 1 | | 0- 1 | | 1- 0 | | |
| 3- 2 | 0- 0 | 0- 0 | | NEUTRAL | | 0- 1 | | 0- 0 | | 3- 1 | | |
| 3- 11 | 0- 0 | 0- 0 | | CONFERENCE | | 0- 1 | | 0- 1 | | 3- 9 | | |
| 3- 3 | 0- 0 | 0- 0 | | HOME | | 0- 0 | | 0- 1 | | 3- 2 | | |
| 0- 8 | 0- 0 | 0- 0 | | AWAY | | 0- 1 | | 0- 0 | | 0- 7 | | |
| 0- 0 | 0- 0 | 0- 0 | | NEUTRAL | | 0- 0 | | 0- 0 | | 0- 0 | | |
| RPI S | Opponent | Score | RPI S | Opponent | Score | RPI S | Opponent | Score | RPI S | Opponent | Score | |
| | | | | | | 61 A | Rice | 1 3 | 113 A | Texas St. | 0 3 | |
| | | | | | | 83 A | A&M-Corpus Christi | 0 3 | 130 H | Central Ark. | 0 3 | |
| | | | | | | 94 N | Indiana | 1 3 | 154 A | Stephen F. Austin | 1 3 | |
| | | | | | | | | | 154 H | Stephen F. Austin | 1 3 | |
| | | | | | | | | | 190 A | Houston Baptist | 2 3 | |
| | | | | | | | | | 197 H | Marist | 3 0 | |
| | | | | | | | | | 211 A | Sam Houston St. | 1 3 | |
| | | | | | | | | | 211 H | Sam Houston St. | 3 2 | |
| | | | | | | | | | 214 H | McNeese St. | 3 1 | |
| | | | | | | | | | 230 A | Abilene Christian | 1 3 | |
| | | | | | | | | | 235 H | Tulane | 3 1 | |
| | | | | | | | | | 239 A | New Orleans | 0 3 | |
| | | | | | | | | | 246 N | La.-Monroe | 2 3 | |
| | | | | | | | | | 250 A | Louisiana Tech | 3 2 | |
| | | | | | | | | | 260 A | Southeastern La. | 0 3 | |
| | | | | | | | | | 262 H | UTRGV | 3 1 | |
| | | | | | | | | | 276 H | Northwestern St. | 0 3 | |
| | | | | | | | | | 282 A | Incarnate Word | 1 3 | |
| | | | | | | | | | 284 H | UAB | 3 0 | |
| | | | | | | | | | 288 H | Nicholls St. | 3 1 | |
| | | | | | | | | | 311 H | Texas Southern | 3 1 | |
| | | | | | | | | | 311 N | Texas Southern | 3 0 | |
| | | | | | | | | | 316 H | Jackson St. | 3 0 | |
| | | | | | | | | | 322 N | Prairie View | 3 0 | |
| | | | | | | | | | 326 N | Southern U. | 3 0 | |
| LAST 10 GAMES | | | | | | | | | | | | |
| | | | | | | 260 A | Southeastern La. | 0 3 | 154 H | Stephen F. Austin | 1 3 | |
| | | | | | | 239 A | New Orleans | 0 3 | 276 H | Northwestern St. | 0 3 | |
| | | | | | | 154 A | Stephen F. Austin | 1 3 | 130 H | Central Ark. | 0 3 | |
| | | | | | | 190 A | Houston Baptist | 2 3 | 211 H | Sam Houston St. | 3 2 | |
| | | | | | | 83 A | A&M-Corpus Christi | 0 3 | 282 A | Incarnate Word | 1 3 | |

Non-Div. I Games:

Lamar

| UMBC | | | | | Through Games Of Though Nov. 8, 2015 | | | | | | | |
|---|----------|--------------------|----------------------|------------------|--------------------------------------|------------------------------|---------------|------------|--------------|------------------|----------|----|
| Average RPI Win: 276 Average RPI Loss: 172 | | WON-LOST RECORD | WINNING PCT. RANK | LAST 10 GAMES | STRENGTH OF SCHEDULE | OPP. STRENGTH OF SCHEDULE | TEAM RPI | ADJ RPI | CONF. RPI | ADJ CONF. RPI | | |
| DIV. I ONLY | | 11- 13 | .45833 | 197 | 5- 5 | 278 | 276 | 243 | .44689 | 242 | 28 | 28 |
| DIV. I NON-CONF. | | 6- 8 | .42857 | 192 | 0- 0 | 183 | 264 | 209 | .46684 | 209 | 28 | 28 |
| | | | | | | | | | | | | |
| TOTALS | | RPI 1-25 | RPI 26-50 | | W-L RECORDS | | RPI 51-100 | | RPI 101-150 | | RPI 150+ | |
| 11- 13 | 0- 0 | | 0- 1 | | OVERALL | | 0- 2 | | 0- 3 | | 11- 7 | |
| 6- 3 | 0- 0 | | 0- 0 | | HOME | | 0- 0 | | 0- 1 | | 6- 2 | |
| 3- 7 | 0- 0 | | 0- 0 | | AWAY | | 0- 1 | | 0- 2 | | 3- 4 | |
| 2- 3 | 0- 0 | | 0- 1 | | NEUTRAL | | 0- 1 | | 0- 0 | | 2- 1 | |
| | | | | | | | | | | | | |
| 6- 8 | 0- 0 | | 0- 1 | | NON-CONFERENCE | | 0- 2 | | 0- 1 | | 6- 4 | |
| 3- 2 | 0- 0 | | 0- 0 | | HOME | | 0- 0 | | 0- 0 | | 3- 2 | |
| 1- 3 | 0- 0 | | 0- 0 | | AWAY | | 0- 1 | | 0- 1 | | 1- 1 | |
| 2- 3 | 0- 0 | | 0- 1 | | NEUTRAL | | 0- 1 | | 0- 0 | | 2- 1 | |
| | | | | | | | | | | | | |
| 5- 5 | 0- 0 | | 0- 0 | | CONFERENCE | | 0- 0 | | 0- 2 | | 5- 3 | |
| 3- 1 | 0- 0 | | 0- 0 | | HOME | | 0- 0 | | 0- 1 | | 3- 0 | |
| 2- 4 | 0- 0 | | 0- 0 | | AWAY | | 0- 0 | | 0- 1 | | 2- 3 | |
| 0- 0 | 0- 0 | | 0- 0 | | NEUTRAL | | 0- 0 | | 0- 0 | | 0- 0 | |
| | | | | | | | | | | | | |
| RPI S | Opponent | Score | RPI S | Opponent | Score | RPI S | Opponent | Score | RPI S | Opponent | Score | |
| | | | 47 N | Virginia | 0 3 | 63 N | James Madison | 2 3 | 125 A | UConn | 0 3 | |
| | | | | | | 74 A | American | 0 3 | 131 A | Albany (NY) | 0 3 | |
| | | | | | | | | | 131 H | Albany (NY) | 2 3 | |
| | | | | | | | | | 165 A | New Hampshire | 1 3 | |
| | | | | | | | | | 196 N | Bryant | 3 1 | |
| | | | | | | | | | 226 A | Stony Brook | 0 3 | |
| | | | | | | | | | 226 H | Stony Brook | 3 1 | |
| | | | | | | | | | 234 H | Howard | 1 3 | |
| | | | | | | | | | 237 A | Robert Morris | 3 0 | |
| | | | | | | | | | 237 A | Robert Morris | 2 3 | |
| | | | | | | | | | 244 N | William & Mary | 2 3 | |
| | | | | | | | | | 265 A | Binghamton | 1 3 | |
| | | | | | | | | | 265 H | Binghamton | 3 1 | |
| | | | | | | | | | 275 H | Fordham | 3 0 | |
| | | | | | | | | | 280 H | Coppin St. | 3 0 | |
| | | | | | | | | | 283 H | Morgan St. | 3 1 | |
| | | | | | | | | | 297 H | La Salle | 2 3 | |
| | | | | | | | | | 310 N | Loyola Maryland | 3 1 | |
| | | | | | | | | | 315 A | Hartford | 3 0 | |
| | | | | | | | | | 325 A | UMass Lowell | 3 1 | |
| | | | | | | | | | 325 H | UMass Lowell | 3 0 | |
| | | | | | | | | | | | | |
| | | | LAST 10 GAMES | | | | | | | | | |
| | | | 131 A | Albany (NY) | 0 3 | 165 A | New Hampshire | 1 3 | | | | |
| | | | 265 A | Binghamton | 1 3 | 265 H | Binghamton | 3 1 | | | | |
| | | | 325 H | UMass Lowell | 3 0 | 131 H | Albany (NY) | 2 3 | | | | |
| | | | 226 H | Stony Brook | 3 1 | 325 A | UMass Lowell | 3 1 | | | | |
| | | | 315 A | Hartford | 3 0 | 226 A | Stony Brook | 0 3 | | | | |

Non-Div. I Games:

UMBC

| Average RPI Win: | 261 | WON-LOST | WINNING | LAST 10 | STRENGTH OF | OPP. STRENGTH | TEAM | ADJ | CONF. | ADJ CONF. | |
|-------------------|----------|-----------|-----------|----------------|-------------|---------------|----------------|--------|----------|-------------------|-------|
| Average RPI Loss: | 176 | RECORD | PCT. RANK | GAMES | SCHEDULE | OF SCHEDULE | RPI | RPI | RPI | RPI | |
| DIV. I ONLY | 10- 14 | .41667 | 216 | 2- 8 | 256 | 271 | 249 | .44685 | 243 | 22 | 22 |
| DIV. I NON-CONF. | 6- 6 | .5 | 163 | 0- 1 | 234 | 295 | 212 | .46561 | 212 | 23 | 23 |
| <hr/> | | | | | | | | | | | |
| TOTALS | RPI 1-25 | RPI 26-50 | | W-L RECORDS | RPI 51-100 | | RPI 101-150 | | RPI 150+ | | |
| 10- 14 | 0- 0 | 0- 0 | | OVERALL | 0- 3 | | 0- 3 | | 10- 8 | | |
| 4- 2 | 0- 0 | 0- 0 | | HOME | 0- 1 | | 0- 1 | | 4- 0 | | |
| 2- 10 | 0- 0 | 0- 0 | | AWAY | 0- 1 | | 0- 2 | | 2- 7 | | |
| 4- 2 | 0- 0 | 0- 0 | | NEUTRAL | 0- 1 | | 0- 0 | | 4- 1 | | |
| <hr/> | | | | | | | | | | | |
| 6- 6 | 0- 0 | 0- 0 | | NON-CONFERENCE | 0- 3 | | 0- 0 | | 6- 3 | | |
| 0- 1 | 0- 0 | 0- 0 | | HOME | 0- 1 | | 0- 0 | | 0- 0 | | |
| 2- 3 | 0- 0 | 0- 0 | | AWAY | 0- 1 | | 0- 0 | | 2- 2 | | |
| 4- 2 | 0- 0 | 0- 0 | | NEUTRAL | 0- 1 | | 0- 0 | | 4- 1 | | |
| <hr/> | | | | | | | | | | | |
| 4- 8 | 0- 0 | 0- 0 | | CONFERENCE | 0- 0 | | 0- 3 | | 4- 5 | | |
| 4- 1 | 0- 0 | 0- 0 | | HOME | 0- 0 | | 0- 1 | | 4- 0 | | |
| 0- 7 | 0- 0 | 0- 0 | | AWAY | 0- 0 | | 0- 2 | | 0- 5 | | |
| 0- 0 | 0- 0 | 0- 0 | | NEUTRAL | 0- 0 | | 0- 0 | | 0- 0 | | |
| <hr/> | | | | | | | | | | | |
| RPI S | Opponent | Score | RPI S | Opponent | Score | RPI S | Opponent | Score | RPI S | Opponent | Score |
| | | | | | | 82 A | New Mexico St. | 0 3 | 136 A | Princeton | 0 3 |
| | | | | | | 93 H | Rhode Island | 0 3 | 136 H | Princeton | 2 3 |
| | | | | | | 97 N | Denver | 0 3 | 147 A | Harvard | 2 3 |
| | | | | | | | | | 155 A | Dartmouth | 0 3 |
| | | | | | | | | | 181 A | Yale | 1 3 |
| | | | | | | | | | 181 H | Yale | 3 1 |
| | | | | | | | | | 204 A | UTEP | 2 3 |
| | | | | | | | | | 207 A | Penn | 0 3 |
| | | | | | | | | | 207 H | Penn | 3 0 |
| | | | | | | | | | 224 A | Sacred Heart | 3 0 |
| | | | | | | | | | 237 N | Robert Morris | 3 0 |
| | | | | | | | | | 240 A | Providence | 0 3 |
| | | | | | | | | | 249 N | Bucknell | 2 3 |
| | | | | | | | | | 255 A | Columbia | 0 3 |
| | | | | | | | | | 255 H | Columbia | 3 2 |
| | | | | | | | | | 278 A | Cornell | 2 3 |
| | | | | | | | | | 278 H | Cornell | 3 0 |
| | | | | | | | | | 289 A | Central Conn. St. | 3 1 |
| | | | | | | | | | 313 N | Holy Cross | 3 0 |
| | | | | | | | | | 315 N | Hartford | 3 0 |
| | | | | | | | | | 315 N | Hartford | 3 0 |
| LAST 10 GAMES | | | | | | | | | | | |
| | | | | | | 136 A | Princeton | 0 3 | 207 H | Penn | 3 0 |
| | | | | | | 207 A | Penn | 0 3 | 136 H | Princeton | 2 3 |
| | | | | | | 278 A | Cornell | 2 3 | 93 H | Rhode Island | 0 3 |
| | | | | | | 255 A | Columbia | 0 3 | 155 A | Dartmouth | 0 3 |
| | | | | | | 181 H | Yale | 3 1 | 147 A | Harvard | 2 3 |

Non-Div. I Games:

Brown

| Average RPI Win: | 254 | WON-LOST RECORD | WINNING PCT. RANK | LAST 10 GAMES | STRENGTH OF SCHEDULE | OPP. STRENGTH OF SCHEDULE | TEAM RPI | ADJ RPI | CONF. RPI | ADJ CONF. RPI | | |
|-------------------|----------|-----------------|-------------------|----------------|----------------------|---------------------------|----------|-------------|-----------|--------------------|-------|----|
| Average RPI Loss: | 140 | | | | | | | | | | | |
| DIV. I ONLY | | 9- 18 | .33333 | 248 | 2- 8 | 198 | 203 | 245 | .44663 | 244 | 12 | 12 |
| DIV. I NON-CONF. | | 6- 7 | .46154 | 185 | 0- 0 | 297 | 257 | 256 | .42874 | 256 | 13 | 13 |
| <hr/> | | | | | | | | | | | | |
| TOTALS | RPI 1-25 | RPI 26-50 | | W-L RECORDS | | RPI 51-100 | | RPI 101-150 | | RPI 150+ | | |
| 9- 18 | 0- 0 | 0- 1 | | OVERALL | | 0- 7 | | 0- 4 | | 9- 6 | | |
| 3- 6 | 0- 0 | 0- 0 | | HOME | | 0- 3 | | 0- 1 | | 3- 2 | | |
| 2- 10 | 0- 0 | 0- 0 | | AWAY | | 0- 4 | | 0- 3 | | 2- 3 | | |
| 4- 2 | 0- 0 | 0- 1 | | NEUTRAL | | 0- 0 | | 0- 0 | | 4- 1 | | |
| 6- 7 | 0- 0 | 0- 1 | | NON-CONFERENCE | | 0- 1 | | 0- 1 | | 6- 4 | | |
| 2- 1 | 0- 0 | 0- 0 | | HOME | | 0- 0 | | 0- 0 | | 2- 1 | | |
| 0- 4 | 0- 0 | 0- 0 | | AWAY | | 0- 1 | | 0- 1 | | 0- 2 | | |
| 4- 2 | 0- 0 | 0- 1 | | NEUTRAL | | 0- 0 | | 0- 0 | | 4- 1 | | |
| 3- 11 | 0- 0 | 0- 0 | | CONFERENCE | | 0- 6 | | 0- 3 | | 3- 2 | | |
| 1- 5 | 0- 0 | 0- 0 | | HOME | | 0- 3 | | 0- 1 | | 1- 1 | | |
| 2- 6 | 0- 0 | 0- 0 | | AWAY | | 0- 3 | | 0- 2 | | 2- 1 | | |
| 0- 0 | 0- 0 | 0- 0 | | NEUTRAL | | 0- 0 | | 0- 0 | | 0- 0 | | |
| RPI | S | Opponent | Score | RPI | S | Opponent | Score | RPI | S | Opponent | Score | |
| | | | | 47 | N | Virginia | 0 3 | 63 | A | James Madison | 0 3 | |
| | | | | | | | | 63 | H | James Madison | 2 3 | |
| | | | | | | | | 64 | A | UNCW | 0 3 | |
| | | | | | | | | 64 | H | UNCW | 1 3 | |
| | | | | | | | | 74 | A | American | 0 3 | |
| | | | | | | | | 79 | A | Towson | 1 3 | |
| | | | | | | | | 79 | H | Towson | 1 3 | |
| | | | | | | | | 104 | A | Hofstra | 0 3 | |
| | | | | | | | | 110 | A | Col. of Charleston | 1 3 | |
| | | | | | | | | 110 | H | Col. of Charleston | 0 3 | |
| | | | | | | | | 117 | A | Army West Point | 2 3 | |
| | | | | | | | | 170 | A | Delaware | 3 1 | |
| | | | | | | | | 170 | H | Delaware | 3 0 | |
| | | | | | | | | 178 | A | VCU | 2 3 | |
| | | | | | | | | 222 | N | Western Caro. | 3 2 | |
| | | | | | | | | 242 | N | UMBC | 3 2 | |
| | | | | | | | | 248 | A | Northeastern | 3 1 | |
| | | | | | | | | 254 | A | East Carolina | 0 3 | |
| | | | | | | | | 263 | A | Elon | 0 3 | |
| | | | | | | | | 263 | H | Elon | 1 3 | |
| | | | | | | | | 278 | N | Cornell | 2 3 | |
| | | | | | | | | 297 | H | La Salle | 3 0 | |
| | | | | | | | | 300 | N | Iona | 3 0 | |
| | | | | | | | | 307 | H | Gardner-Webb | 2 3 | |
| | | | | | | | | 318 | N | Hampton | 3 1 | |
| | | | | | | | | 320 | H | Norfolk St. | 3 1 | |
| <hr/> | | | | | | | | | | | | |
| LAST 10 GAMES | | | | | | | | | | | | |
| | | | | 110 | A | Col. of Charleston | 1 3 | 63 | A | James Madison | 0 3 | |
| | | | | 64 | A | UNCW | 0 3 | 263 | H | Elon | 1 3 | |
| | | | | 170 | A | Delaware | 3 1 | 170 | H | Delaware | 3 0 | |
| | | | | 263 | A | Elon | 0 3 | 110 | H | Col. of Charleston | 0 3 | |
| | | | | 79 | A | Towson | 1 3 | 64 | H | UNCW | 1 3 | |

Non-Div. I Games:

William & Mary

| Average RPI Win: | 271 | WON-LOST RECORD | WINNING PCT. RANK | LAST 10 GAMES | STRENGTH OF SCHEDULE | OPP. STRENGTH OF SCHEDULE | TEAM RPI | ADJ RPI | CONF. RPI | ADJ CONF. RPI | |
|------------------|----------|-----------------|-------------------|----------------|----------------------|---------------------------|---------------|-------------|-----------|--------------------|-------|
| DIV. I ONLY | | 13- 16 | .44828 199 | 2- 8 | 269 | 263 | 240 | .44646 245 | 16 | 17 | |
| DIV. I NON-CONF. | | 11- 4 | .73333 70 | 0- 0 | 321 | 301 | 201 | .47234 206 | 19 | 19 | |
| <hr/> | | | | | | | | | | | |
| TOTALS | RPI 1-25 | RPI 26-50 | | W-L RECORDS | | RPI 51-100 | | RPI 101-150 | | RPI 150+ | |
| 13- 16 | 0- 0 | 0- 0 | | OVERALL | | 0- 3 | | 0- 4 | | 13- 9 | |
| 9- 7 | 0- 0 | 0- 0 | | HOME | | 0- 2 | | 0- 1 | | 9- 4 | |
| 2- 7 | 0- 0 | 0- 0 | | AWAY | | 0- 1 | | 0- 2 | | 2- 4 | |
| 2- 2 | 0- 0 | 0- 0 | | NEUTRAL | | 0- 0 | | 0- 1 | | 2- 1 | |
| 11- 4 | 0- 0 | 0- 0 | | NON-CONFERENCE | | 0- 0 | | 0- 2 | | 11- 2 | |
| 7- 1 | 0- 0 | 0- 0 | | HOME | | 0- 0 | | 0- 0 | | 7- 1 | |
| 2- 1 | 0- 0 | 0- 0 | | AWAY | | 0- 0 | | 0- 1 | | 2- 0 | |
| 2- 2 | 0- 0 | 0- 0 | | NEUTRAL | | 0- 0 | | 0- 1 | | 2- 1 | |
| 2- 12 | 0- 0 | 0- 0 | | CONFERENCE | | 0- 3 | | 0- 2 | | 2- 7 | |
| 2- 6 | 0- 0 | 0- 0 | | HOME | | 0- 2 | | 0- 1 | | 2- 3 | |
| 0- 6 | 0- 0 | 0- 0 | | AWAY | | 0- 1 | | 0- 1 | | 0- 4 | |
| 0- 0 | 0- 0 | 0- 0 | | NEUTRAL | | 0- 0 | | 0- 0 | | 0- 0 | |
| RPI S | Opponent | Score | RPI S | Opponent | Score | RPI S | Opponent | Score | RPI S | Opponent | Score |
| | | | | | | 72 A | Cleveland St. | 1 3 | 108 N | Loyola Chicago | 0 3 |
| | | | | | | 72 H | Cleveland St. | 1 3 | 123 A | Miami (OH) | 0 3 |
| | | | | | | 86 H | Oakland | 0 3 | 134 A | Valparaiso | 0 3 |
| | | | | | | | | | 134 H | Valparaiso | 0 3 |
| | | | | | | | | | 156 N | North Florida | 2 3 |
| | | | | | | | | | 162 A | Green Bay | 0 3 |
| | | | | | | | | | 162 H | Green Bay | 1 3 |
| | | | | | | | | | 164 A | Milwaukee | 2 3 |
| | | | | | | | | | 164 H | Milwaukee | 3 0 |
| | | | | | | | | | 200 A | Northern Ky. | 0 3 |
| | | | | | | | | | 200 H | Northern Ky. | 3 0 |
| | | | | | | | | | 218 A | Ill.-Chicago | 2 3 |
| | | | | | | | | | 218 H | Ill.-Chicago | 1 3 |
| | | | | | | | | | 228 H | Youngstown St. | 0 3 |
| | | | | | | | | | 256 N | UNC Asheville | 3 0 |
| | | | | | | | | | 257 A | Bowling Green | 3 0 |
| | | | | | | | | | 266 H | Evansville | 3 0 |
| | | | | | | | | | 274 N | IPFW | 3 1 |
| | | | | | | | | | 281 H | Morehead St. | 3 1 |
| | | | | | | | | | 290 H | Tennessee Tech | 3 0 |
| | | | | | | | | | 295 H | Niagara | 3 1 |
| | | | | | | | | | 299 A | Citadel | 3 1 |
| | | | | | | | | | 304 H | Akron | 3 1 |
| | | | | | | | | | 304 H | Akron | 2 3 |
| | | | | | | | | | 321 H | Saint Francis (PA) | 3 0 |
| | | | | | | | | | 321 H | Saint Francis (PA) | 3 0 |
| | | | LAST 10 GAMES | | | | | | | | |
| | | | | | | 72 A | Cleveland St. | 1 3 | 134 A | Valparaiso | 0 3 |
| | | | | | | 164 H | Milwaukee | 3 0 | 86 H | Oakland | 0 3 |
| | | | | | | 162 H | Green Bay | 1 3 | 228 H | Youngstown St. | 0 3 |
| | | | | | | 200 A | Northern Ky. | 0 3 | 72 H | Cleveland St. | 1 3 |
| | | | | | | 218 A | Ill.-Chicago | 2 3 | 200 H | Northern Ky. | 3 0 |

Non-Div. I Games:

Wright St.

| Average RPI Win: 288 | | WON-LOST RECORD | | WINNING PCT. RANK | | LAST 10 GAMES | | STRENGTH OF SCHEDULE | | OPP. STRENGTH OF SCHEDULE | | TEAM RPI | | ADJ RPI | | CONF. RPI | | ADJ CONF. RPI | |
|-----------------------|--------------|-----------------|---|-------------------|-----------------|----------------|---|----------------------|-----------------|---------------------------|---|----------|-------------------|------------|---|-----------|--|---------------|--|
| Average RPI Loss: 150 | | | | | | | | | | | | | | | | | | | |
| DIV. I ONLY | | 13- 17 | | .43333 208 | | 2- 8 | | 255 | | 282 | | 242 | | .44518 246 | | 15 | | 15 | |
| DIV. I NON-CONF. | | 10- 5 | | .66667 98 | | 1- 0 | | 311 | | 333 | | 228 | | .45329 233 | | 16 | | 16 | |
| TOTALS | | RPI 1-25 | | RPI 26-50 | | W-L RECORDS | | RPI 51-100 | | RPI 101-150 | | RPI 150+ | | | | | | | |
| 13- 17 | | 0- 2 | | 0- 0 | | OVERALL | | 0- 1 | | 1- 6 | | 12- 8 | | | | | | | |
| 1- 8 | | 0- 1 | | 0- 0 | | HOME | | 0- 1 | | 0- 2 | | 1- 4 | | | | | | | |
| 6- 7 | | 0- 1 | | 0- 0 | | AWAY | | 0- 0 | | 1- 4 | | 5- 2 | | | | | | | |
| 6- 2 | | 0- 0 | | 0- 0 | | NEUTRAL | | 0- 0 | | 0- 0 | | 6- 2 | | | | | | | |
| 10- 5 | | 0- 0 | | 0- 0 | | NON-CONFERENCE | | 0- 0 | | 0- 1 | | 10- 4 | | | | | | | |
| 1- 1 | | 0- 0 | | 0- 0 | | HOME | | 0- 0 | | 0- 0 | | 1- 1 | | | | | | | |
| 3- 2 | | 0- 0 | | 0- 0 | | AWAY | | 0- 0 | | 0- 1 | | 3- 1 | | | | | | | |
| 6- 2 | | 0- 0 | | 0- 0 | | NEUTRAL | | 0- 0 | | 0- 0 | | 6- 2 | | | | | | | |
| 3- 12 | | 0- 2 | | 0- 0 | | CONFERENCE | | 0- 1 | | 1- 5 | | 2- 4 | | | | | | | |
| 0- 7 | | 0- 1 | | 0- 0 | | HOME | | 0- 1 | | 0- 2 | | 0- 3 | | | | | | | |
| 3- 5 | | 0- 1 | | 0- 0 | | AWAY | | 0- 0 | | 1- 3 | | 2- 1 | | | | | | | |
| 0- 0 | | 0- 0 | | 0- 0 | | NEUTRAL | | 0- 0 | | 0- 0 | | 0- 0 | | | | | | | |
| RPI S | Opponent | Score | | RPI S | Opponent | Score | | RPI S | Opponent | Score | | RPI S | Opponent | Score | | | | | |
| 22 A | Arkansas St. | 0 | 3 | | | | | 71 H | Appalachian St. | 0 | 3 | 113 A | Texas St. | 0 | 3 | | | | |
| 22 H | Arkansas St. | 0 | 3 | | | | | | | | | 113 H | Texas St. | 0 | 3 | | | | |
| | | | | | | | | | | | | 122 A | Texas-Arlington | 3 | 1 | | | | |
| | | | | | | | | | | | | 122 H | Texas-Arlington | 0 | 3 | | | | |
| | | | | | | | | | | | | 126 A | Mississippi St. | 0 | 3 | | | | |
| | | | | | | | | | | | | 142 A | Little Rock | 0 | 3 | | | | |
| | | | | | | | | | | | | 148 A | South Ala. | 0 | 3 | | | | |
| | | | | | | | | | | | | 154 H | Stephen F. Austin | 1 | 3 | | | | |
| | | | | | | | | | | | | 174 A | Troy | 0 | 3 | | | | |
| | | | | | | | | | | | | 174 H | Troy | 1 | 3 | | | | |
| | | | | | | | | | | | | 183 N | Southern Utah | 0 | 3 | | | | |
| | | | | | | | | | | | | 212 N | Wofford | 1 | 3 | | | | |
| | | | | | | | | | | | | 235 A | Ga. Southern | 3 | 2 | | | | |
| | | | | | | | | | | | | 235 H | Ga. Southern | 0 | 3 | | | | |
| | | | | | | | | | | | | 241 N | Lamar | 3 | 2 | | | | |
| | | | | | | | | | | | | 250 A | Louisiana Tech | 0 | 3 | | | | |
| | | | | | | | | | | | | 284 A | UAB | 3 | 2 | | | | |
| | | | | | | | | | | | | 292 A | La.-Lafayette | 3 | 2 | | | | |
| | | | | | | | | | | | | 292 H | La.-Lafayette | 2 | 3 | | | | |
| | | | | | | | | | | | | 301 A | Jacksonville St. | 3 | 0 | | | | |
| | | | | | | | | | | | | 316 A | Jackson St. | 3 | 0 | | | | |
| | | | | | | | | | | | | 316 N | Jackson St. | 3 | 0 | | | | |
| | | | | | | | | | | | | 317 N | Alabama A&M | 3 | 0 | | | | |
| | | | | | | | | | | | | 326 N | Southern U. | 3 | 0 | | | | |
| | | | | | | | | | | | | 327 N | Ark.-Pine Bluff | 3 | 0 | | | | |
| | | | | | | | | | | | | 331 H | Grambling | 3 | 0 | | | | |
| | | | | | | | | | | | | 333 N | Alcorn | 3 | 0 | | | | |
| LAST 10 GAMES | | | | | | | | | | | | | | | | | | | |
| | | | | 122 H | Texas-Arlington | 0 | 3 | 22 A | Arkansas St. | 0 | 3 | | | | | | | | |
| | | | | 113 H | Texas St. | 0 | 3 | 331 H | Grambling | 3 | 0 | | | | | | | | |
| | | | | 113 A | Texas St. | 0 | 3 | 174 H | Troy | 1 | 3 | | | | | | | | |
| | | | | 122 A | Texas-Arlington | 3 | 1 | 235 H | Ga. Southern | 0 | 3 | | | | | | | | |
| | | | | 142 A | Little Rock | 0 | 3 | 148 A | South Ala. | 0 | 3 | | | | | | | | |

Non-Div. I Games:

La.-Monroe

| | | | | | | | | | | | |
|--------------------|--------------|-----------|-----------|----------------|-------------|---------------|---------------|---------------------|----------|------------------|-------|
| Average RPI Win: | 270 | WON-LOST | WINNING | LAST 10 | STRENGTH OF | OPP. STRENGTH | TEAM | ADJ | CONF. | ADJ CONF. | |
| Average RPI Loss: | 164 | RECORD | PCT. RANK | GAMES | SCHEDULE | OF SCHEDULE | RPI | RPI | RPI | RPI | |
| DIV. I ONLY | 10- 17 | .37037 | 233 | 5- 5 | 224 | 247 | 248 | .44419 | 247 | 27 | 27 |
| DIV. I NON-CONF. | 4- 9 | .30769 | 259 | 0- 0 | 150 | 181 | 235 | .45272 | 234 | 26 | 25 |
| <hr/> | | | | | | | | | | | |
| TOTALS | RPI 1-25 | RPI 26-50 | | W-L RECORDS | RPI 51-100 | | RPI 101-150 | | RPI 150+ | | |
| 10- 17 | 0- 1 | 0- 1 | | OVERALL | 0- 4 | | 0- 1 | | 10- 10 | | |
| 5- 5 | 0- 1 | 0- 0 | | HOME | 0- 2 | | 0- 0 | | 5- 2 | | |
| 3- 8 | 0- 0 | 0- 1 | | AWAY | 0- 2 | | 0- 0 | | 3- 5 | | |
| 2- 4 | 0- 0 | 0- 0 | | NEUTRAL | 0- 0 | | 0- 1 | | 2- 3 | | |
| <hr/> | | | | | | | | | | | |
| 4- 9 | 0- 1 | 0- 1 | | NON-CONFERENCE | 0- 2 | | 0- 1 | | 4- 4 | | |
| 0- 3 | 0- 1 | 0- 0 | | HOME | 0- 1 | | 0- 0 | | 0- 1 | | |
| 2- 2 | 0- 0 | 0- 1 | | AWAY | 0- 1 | | 0- 0 | | 2- 0 | | |
| 2- 4 | 0- 0 | 0- 0 | | NEUTRAL | 0- 0 | | 0- 1 | | 2- 3 | | |
| <hr/> | | | | | | | | | | | |
| 6- 8 | 0- 0 | 0- 0 | | CONFERENCE | 0- 2 | | 0- 0 | | 6- 6 | | |
| 5- 2 | 0- 0 | 0- 0 | | HOME | 0- 1 | | 0- 0 | | 5- 1 | | |
| 1- 6 | 0- 0 | 0- 0 | | AWAY | 0- 1 | | 0- 0 | | 1- 5 | | |
| 0- 0 | 0- 0 | 0- 0 | | NEUTRAL | 0- 0 | | 0- 0 | | 0- 0 | | |
| <hr/> | | | | | | | | | | | |
| RPI S | Opponent | Score | RPI S | Opponent | Score | RPI S | Opponent | Score | RPI S | Opponent | Score |
| 22 H | Arkansas St. | 0 3 | 41 A | Arkansas | 0 3 | 52 A | Southern Ill. | 0 3 | 122 N | Texas-Arlington | 0 3 |
| | | | | | | 70 H | Saint Louis | 1 3 | 171 H | UMKC | 0 3 |
| | | | | | | 99 A | Murray St. | 0 3 | 180 A | Belmont | 0 3 |
| | | | | | | 99 H | Murray St. | 0 3 | 185 A | Eastern Ill. | 2 3 |
| | | | | | | | | | 185 H | Eastern Ill. | 3 2 |
| | | | | | | | | | 191 N | DePaul | 2 3 |
| | | | | | | | | | 204 N | UTEP | 2 3 |
| | | | | | | | | | 208 N | USC Upstate | 1 3 |
| | | | | | | | | | 232 H | Eastern Ky. | 3 1 |
| | | | | | | | | | 267 H | UT Martin | 0 3 |
| | | | | | | | | | 270 A | Tennessee St. | 3 2 |
| | | | | | | | | | 272 A | Bradley | 3 2 |
| | | | | | | | | | 276 N | Northwestern St. | 3 1 |
| | | | | | | | | | 281 H | Morehead St. | 3 1 |
| | | | | | | | | | 286 A | Austin Peay | 2 3 |
| | | | | | | | | | 286 H | Austin Peay | 3 1 |
| | | | | | | | | | 290 A | Tennessee Tech | 0 3 |
| | | | | | | | | | 293 A | SIUE | 1 3 |
| | | | | | | | | | 293 H | SIUE | 3 0 |
| | | | | | | | | | 299 N | Citadel | 3 2 |
| | | | | | | | | | 307 A | Gardner-Webb | 3 0 |
| <hr/> | | | | | | | | | | | |
| LAST 10 GAMES | | | | | | | | | | | |
| 99 A Murray St. | | | | | | 0 | 3 | 270 A Tennessee St. | 3 | 2 | |
| 286 A Austin Peay | | | | | | 2 | 3 | 185 A Eastern Ill. | 2 | 3 | |
| 293 H SIUE | | | | | | 3 | 0 | 293 A SIUE | 1 | 3 | |
| 185 H Eastern Ill. | | | | | | 3 | 2 | 281 H Morehead St. | 3 | 1 | |
| 180 A Belmont | | | | | | 0 | 3 | 232 H Eastern Ky. | 3 | 1 | |

Non-Div. I Games:

Southeast Mo. St.

| Average RPI Win: | | 231 | WON-LOST RECORD | | WINNING PCT. RANK | | LAST 10 GAMES | | STRENGTH OF SCHEDULE | | OPP. STRENGTH OF SCHEDULE | | TEAM RPI | | ADJ RPI | | CONF. RPI | | ADJ CONF. RPI | |
|-------------------|-------------|----------|-----------------|-----------|-------------------|----------------|---------------|------------|----------------------|-------------|---------------------------|----------|----------|--|------------|--------------------|-----------|-------|---------------|--|
| Average RPI Loss: | | 129 | | | | | | | | | | | | | | | | | | |
| DIV. I ONLY | | | 6- 23 | | .2069 302 | | 2- 8 | | 104 | | 167 | | 253 | | .44414 248 | | 12 | | 12 | |
| DIV. I NON-CONF. | | | 3- 12 | | .2 285 | | 0- 0 | | 220 | | 193 | | 291 | | .4059 288 | | 13 | | 13 | |
| TOTALS | | RPI 1-25 | | RPI 26-50 | | W-L RECORDS | | RPI 51-100 | | RPI 101-150 | | RPI 150+ | | | | | | | | |
| 6- 23 | | 0- 1 | | 0- 0 | | OVERALL | | 1- 7 | | 0- 7 | | 5- 8 | | | | | | | | |
| 4- 6 | | 0- 0 | | 0- 0 | | HOME | | 1- 2 | | 0- 2 | | 3- 2 | | | | | | | | |
| 0- 11 | | 0- 0 | | 0- 0 | | AWAY | | 0- 3 | | 0- 4 | | 0- 4 | | | | | | | | |
| 2- 6 | | 0- 1 | | 0- 0 | | NEUTRAL | | 0- 2 | | 0- 1 | | 2- 2 | | | | | | | | |
| 3- 12 | | 0- 1 | | 0- 0 | | NON-CONFERENCE | | 0- 2 | | 0- 3 | | 3- 6 | | | | | | | | |
| 1- 1 | | 0- 0 | | 0- 0 | | HOME | | 0- 0 | | 0- 0 | | 1- 1 | | | | | | | | |
| 0- 5 | | 0- 0 | | 0- 0 | | AWAY | | 0- 0 | | 0- 2 | | 0- 3 | | | | | | | | |
| 2- 6 | | 0- 1 | | 0- 0 | | NEUTRAL | | 0- 2 | | 0- 1 | | 2- 2 | | | | | | | | |
| 3- 11 | | 0- 0 | | 0- 0 | | CONFERENCE | | 1- 5 | | 0- 4 | | 2- 2 | | | | | | | | |
| 3- 5 | | 0- 0 | | 0- 0 | | HOME | | 1- 2 | | 0- 2 | | 2- 1 | | | | | | | | |
| 0- 6 | | 0- 0 | | 0- 0 | | AWAY | | 0- 3 | | 0- 2 | | 0- 1 | | | | | | | | |
| 0- 0 | | 0- 0 | | 0- 0 | | NEUTRAL | | 0- 0 | | 0- 0 | | 0- 0 | | | | | | | | |
| RPI S | Opponent | | Score | | RPI S | Opponent | | Score | | RPI S | Opponent | | Score | | RPI S | Opponent | | Score | | |
| 25 N | Arizona St. | | 0 3 | | | | | | | 63 A | James Madison | | 1 3 | | 104 A | Hofstra | | 0 3 | | |
| | | | | | | | | | | 63 H | James Madison | | 3 2 | | 104 H | Hofstra | | 2 3 | | |
| | | | | | | | | | | 64 A | UNCW | | 2 3 | | 110 A | Col. of Charleston | | 1 3 | | |
| | | | | | | | | | | 64 H | UNCW | | 2 3 | | 110 H | Col. of Charleston | | 1 3 | | |
| | | | | | | | | | | 74 N | American | | 0 3 | | 125 N | UConn | | 0 3 | | |
| | | | | | | | | | | 79 A | Towson | | 1 3 | | 133 A | Boston College | | 0 3 | | |
| | | | | | | | | | | 79 H | Towson | | 1 3 | | 147 A | Harvard | | 1 3 | | |
| | | | | | | | | | | 82 N | New Mexico St. | | 0 3 | | 154 A | Stephen F. Austin | | 0 3 | | |
| | | | | | | | | | | | | | | | 160 N | Texas Tech | | 0 3 | | |
| | | | | | | | | | | | | | | | 165 H | New Hampshire | | 2 3 | | |
| | | | | | | | | | | | | | | | 170 A | Delaware | | 1 3 | | |
| | | | | | | | | | | | | | | | 170 H | Delaware | | 3 1 | | |
| | | | | | | | | | | | | | | | 189 A | Air Force | | 1 3 | | |
| | | | | | | | | | | | | | | | 244 H | William & Mary | | 1 3 | | |
| | | | | | | | | | | | | | | | 255 A | Columbia | | 2 3 | | |
| | | | | | | | | | | | | | | | 258 N | Montana | | 1 3 | | |
| | | | | | | | | | | | | | | | 263 H | Elon | | 3 1 | | |
| | | | | | | | | | | | | | | | 271 N | South Dakota St. | | 3 2 | | |
| | | | | | | | | | | | | | | | 293 N | NJIT | | 3 1 | | |
| | | | | | | | | | | | | | | | 325 H | UMass Lowell | | 3 2 | | |
| | | | | | LAST 10 GAMES | | | | | | | | | | | | | | | |
| | | | | | 79 H | Towson | | 1 3 | | 110 H | Col. of Charleston | | 1 3 | | | | | | | |
| | | | | | 170 H | Delaware | | 3 1 | | 110 A | Col. of Charleston | | 1 3 | | | | | | | |
| | | | | | 63 H | James Madison | | 3 2 | | 170 A | Delaware | | 1 3 | | | | | | | |
| | | | | | 104 A | Hofstra | | 0 3 | | 79 A | Towson | | 1 3 | | | | | | | |
| | | | | | 64 H | UNCW | | 2 3 | | 63 A | James Madison | | 1 3 | | | | | | | |

Non-Div. I Games:

Northeastern

| Average RPI Win: 289 | | WON-LOST RECORD | | WINNING PCT. RANK | | LAST 10 GAMES | | STRENGTH OF SCHEDULE | | OPP. STRENGTH OF SCHEDULE | | TEAM RPI | | ADJ RPI | | CONF. RPI | | ADJ CONF. RPI | |
|----------------------|---|-----------------|-------|-------------------|---|----------------|-------|----------------------|---|---------------------------|-------|----------|---|-------------------|-------|-----------|--|---------------|--|
| DIV. I ONLY | | 12- 12 | | .5 170 | | 5- 5 | | 290 | | 279 | | 244 | | .44403 249 | | 25 | | 25 | |
| DIV. I NON-CONF. | | 6- 4 | | .6 132 | | 0- 0 | | 315 | | 307 | | 242 | | .44294 243 | | 25 | | 26 | |
| TOTALS | | RPI 1-25 | | RPI 26-50 | | W-L RECORDS | | RPI 51-100 | | RPI 101-150 | | RPI 150+ | | | | | | | |
| 12- 12 | | 0- 0 | | 0- 0 | | OVERALL | | 0- 2 | | 0- 1 | | 12- 9 | | | | | | | |
| 4- 4 | | 0- 0 | | 0- 0 | | HOME | | 0- 1 | | 0- 0 | | 4- 3 | | | | | | | |
| 3- 7 | | 0- 0 | | 0- 0 | | AWAY | | 0- 1 | | 0- 1 | | 3- 5 | | | | | | | |
| 5- 1 | | 0- 0 | | 0- 0 | | NEUTRAL | | 0- 0 | | 0- 0 | | 5- 1 | | | | | | | |
| 6- 4 | | 0- 0 | | 0- 0 | | NON-CONFERENCE | | 0- 0 | | 0- 0 | | 6- 4 | | | | | | | |
| 1- 1 | | 0- 0 | | 0- 0 | | HOME | | 0- 0 | | 0- 0 | | 1- 1 | | | | | | | |
| 0- 2 | | 0- 0 | | 0- 0 | | AWAY | | 0- 0 | | 0- 0 | | 0- 2 | | | | | | | |
| 5- 1 | | 0- 0 | | 0- 0 | | NEUTRAL | | 0- 0 | | 0- 0 | | 5- 1 | | | | | | | |
| 6- 8 | | 0- 0 | | 0- 0 | | CONFERENCE | | 0- 2 | | 0- 1 | | 6- 5 | | | | | | | |
| 3- 3 | | 0- 0 | | 0- 0 | | HOME | | 0- 1 | | 0- 0 | | 3- 2 | | | | | | | |
| 3- 5 | | 0- 0 | | 0- 0 | | AWAY | | 0- 1 | | 0- 1 | | 3- 3 | | | | | | | |
| 0- 0 | | 0- 0 | | 0- 0 | | NEUTRAL | | 0- 0 | | 0- 0 | | 0- 0 | | | | | | | |
| RPI | S | Opponent | Score | RPI | S | Opponent | Score | RPI | S | Opponent | Score | RPI | S | Opponent | Score | | | | |
| | | | | | | | | 74 | A | American | 0 3 | 117 | A | Army West Point | 0 3 | | | | |
| | | | | | | | | 74 | H | American | 0 3 | 163 | A | Lehigh | 0 3 | | | | |
| | | | | | | | | | | | | 163 | H | Lehigh | 2 3 | | | | |
| | | | | | | | | | | | | 196 | N | Bryant | 0 3 | | | | |
| | | | | | | | | | | | | 197 | A | Marist | 1 3 | | | | |
| | | | | | | | | | | | | 210 | A | Colgate | 0 3 | | | | |
| | | | | | | | | | | | | 210 | H | Colgate | 0 3 | | | | |
| | | | | | | | | | | | | 213 | N | Fairfield | 3 0 | | | | |
| | | | | | | | | | | | | 240 | H | Providence | 1 3 | | | | |
| | | | | | | | | | | | | 243 | N | Brown | 3 2 | | | | |
| | | | | | | | | | | | | 277 | A | Navy | 2 3 | | | | |
| | | | | | | | | | | | | 277 | H | Navy | 3 2 | | | | |
| | | | | | | | | | | | | 285 | A | Lafayette | 3 2 | | | | |
| | | | | | | | | | | | | 285 | H | Lafayette | 3 0 | | | | |
| | | | | | | | | | | | | 289 | A | Central Conn. St. | 1 3 | | | | |
| | | | | | | | | | | | | 293 | N | NJIT | 3 0 | | | | |
| | | | | | | | | | | | | 297 | N | La Salle | 3 0 | | | | |
| | | | | | | | | | | | | 310 | A | Loyola Maryland | 3 0 | | | | |
| | | | | | | | | | | | | 310 | H | Loyola Maryland | 3 0 | | | | |
| | | | | | | | | | | | | 313 | A | Holy Cross | 3 1 | | | | |
| | | | | | | | | | | | | 315 | N | Hartford | 3 1 | | | | |
| | | | | | | | | | | | | 323 | H | Delaware St. | 3 0 | | | | |
| | | | | LAST 10 GAMES | | | | | | | | | | | | | | | |
| | | | | | | | | | | | | | | | | | | | |
| | | | | | | | | | | | | | | | | | | | |
| | | | | | | | | | | | | | | | | | | | |
| | | | | | | | | | | | | | | | | | | | |
| | | | | | | | | | | | | | | | | | | | |
| | | | | | | | | | | | | | | | | | | | |
| | | | | | | | | | | | | | | | | | | | |
| | | | | | | | | | | | | | | | | | | | |
| | | | | | | | | | | | | | | | | | | | |
| | | | | | | | | | | | | | | | | | | | |
| | | | | | | | | | | | | | | | | | | | |
| | | | | | | | | | | | | | | | | | | | |
| | | | | | | | | | | | | | | | | | | | |
| | | | | | | | | | | | | | | | | | | | |
| | | | | | | | | | | | | | | | | | | | |
| | | | | | | | | | | | | | | | | | | | |
| | | | | | | | | | | | | | | | | | | | |
| | | | | | | | | | | | | | | | | | | | |
| | | | | | | | | | | | | | | | | | | | |
| | | | | | | | | | | | | | | | | | | | |
| | | | | | | | | | | | | | | | | | | | |
| | | | | | | | | | | | | | | | | | | | |
| | | | | | | | | | | | | | | | | | | | |
| | | | | | | | | | | | | | | | | | | | |
| | | | | | | | | | | | | | | | | | | | |
| | | | | | | | | | | | | | | | | | | | |
| | | | | | | | | | | | | | | | | | | | |
| | | | | | | | | | | | | | | | | | | | |
| | | | | | | | | | | | | | | | | | | | |
| | | | | | | | | | | | | | | | | | | | |
| | | | | | | | | | | | | | | | | | | | |
| | | | | | | | | | | | | | | | | | | | |
| | | | | | | | | | | | | | | | | | | | |
| | | | | | | | | | | | | | | | | | | | |
| | | | | | | | | | | | | | | | | | | | |

Non-Div. I Games:

Bucknell

| Average RPI Win: | 247 | WON-LOST RECORD | WINNING PCT. RANK | LAST 10 GAMES | STRENGTH OF SCHEDULE | OPP. STRENGTH OF SCHEDULE | TEAM RPI | ADJ RPI | CONF. RPI | ADJ CONF. RPI | |
|------------------|-------------|------------------|-------------------|----------------|----------------------|---------------------------|--------------------|------------------|-----------|-----------------|------------------|
| DIV. I ONLY | 10- 18 | .35714 | 240 | 4- 6 | 199 | 257 | 246 | .44361 | 250 | 11 | 11 |
| DIV. I NON-CONF. | 7- 7 | .5 | 163 | 1- 0 | 248 | 326 | 234 | .44913 | 237 | 12 | 12 |
| <hr/> | | | | | | | | | | | |
| TOTALS | RPI 1-25 | RPI 26-50 | | W-L RECORDS | RPI 51-100 | | RPI 101-150 | | RPI 150+ | | |
| 10- 18 | 0- 1 | 0- 1 | | OVERALL | 2- 3 | | 0- 3 | | 8- 10 | | |
| 6- 4 | 0- 0 | 0- 0 | | HOME | 1- 1 | | 0- 1 | | 5- 2 | | |
| 2- 10 | 0- 1 | 0- 0 | | AWAY | 0- 2 | | 0- 2 | | 2- 5 | | |
| 2- 4 | 0- 0 | 0- 1 | | NEUTRAL | 1- 0 | | 0- 0 | | 1- 3 | | |
| <hr/> | | | | | | | | | | | |
| 7- 7 | 0- 0 | 0- 1 | | NON-CONFERENCE | 1- 0 | | 0- 1 | | 6- 5 | | |
| 3- 1 | 0- 0 | 0- 0 | | HOME | 0- 0 | | 0- 0 | | 3- 1 | | |
| 2- 2 | 0- 0 | 0- 0 | | AWAY | 0- 0 | | 0- 1 | | 2- 1 | | |
| 2- 4 | 0- 0 | 0- 1 | | NEUTRAL | 1- 0 | | 0- 0 | | 1- 3 | | |
| <hr/> | | | | | | | | | | | |
| 3- 11 | 0- 1 | 0- 0 | | CONFERENCE | 1- 3 | | 0- 2 | | 2- 5 | | |
| 3- 3 | 0- 0 | 0- 0 | | HOME | 1- 1 | | 0- 1 | | 2- 1 | | |
| 0- 8 | 0- 1 | 0- 0 | | AWAY | 0- 2 | | 0- 1 | | 0- 4 | | |
| 0- 0 | 0- 0 | 0- 0 | | NEUTRAL | 0- 0 | | 0- 0 | | 0- 0 | | |
| <hr/> | | | | | | | | | | | |
| RPI S | Opponent | Score | RPI S | Opponent | Score | RPI S | Opponent | Score | RPI S | Opponent | Score |
| 20 A | Western Ky. | 0 3 | 41 N | Arkansas | 0 3 | 61 H | Rice | 3 2 | 118 A | Southern Miss. | 2 3 |
| | | | | | | 77 A | UTSA | 0 3 | 118 H | Southern Miss. | 1 3 |
| | | | | | | 83 N | A&M-Corpus Christi | 3 2 | 130 A | Central Ark. | 0 3 |
| | | | | | | 100 A | North Texas | 0 3 | 158 A | FIU | 1 3 |
| | | | | | | 100 H | North Texas | 1 3 | 168 A | Marshall | 0 3 |
| | | | | | | | | | 190 A | Houston Baptist | 0 3 |
| | | | | | | | | | 195 H | Charlotte | 3 0 |
| | | | | | | | | | 200 N | Northern Ky. | 1 3 |
| | | | | | | | | | 204 A | UTEP | 0 3 |
| | | | | | | | | | 219 A | Middle Tenn. | 1 3 |
| | | | | | | | | | 219 H | Middle Tenn. | 0 3 |
| | | | | | | | | | 241 H | Lamar | 2 3 |
| | | | | | | | | | 246 H | La.-Monroe | 3 0 |
| | | | | | | | | | 262 N | UTRGV | 1 3 |
| | | | | | | | | | 284 H | UAB | 3 0 |
| | | | | | | | | | 293 A | SIUE | 3 0 |
| | | | | | | | | | 302 N | Alabama St. | 1 3 |
| | | | | | | | | | 316 A | Jackson St. | 3 1 |
| | | | | | | | | | 326 H | Southern U. | 3 0 |
| | | | | | | | | | 331 H | Grambling | 3 0 |
| | | | | | | | | | 333 N | Alcorn | 3 0 |
| <hr/> | | | | | | | | | | | |
| | | | LAST 10 GAMES | | | | | | | | |
| | | | 204 A | UTEP | 0 3 | 61 H | Rice | 3 2 | | | |
| | | | 77 A | UTSA | 0 3 | 158 A | FIU | 1 3 | | | |
| | | | 195 H | Charlotte | 3 0 | 118 A | Southern Miss. | 2 3 | | | |
| | | | 219 H | Middle Tenn. | 0 3 | 100 A | North Texas | 0 3 | | | |
| | | | 331 H | Grambling | 3 0 | 284 H | UAB | 3 0 | | | |

Non-Div. I Games:

Louisiana Tech

| Average RPI Win: 262 | | WON-LOST RECORD | | WINNING PCT. RANK | | LAST 10 GAMES | | STRENGTH OF SCHEDULE | | OPP. STRENGTH OF SCHEDULE | | TEAM RPI | | ADJ RPI | | CONF. RPI | | ADJ CONF. RPI | |
|----------------------|---|-----------------|--|-------------------|-----|----------------|----------|----------------------|---------------|---------------------------|---|----------|-----|--------------------|--------------|-----------|----------|---------------|-------|
| DIV. I ONLY | | 9- 18 | | .33333 248 | | 3- 7 | | 188 | | 255 | | 250 | | .44325 251 | | 19 | | 19 | |
| DIV. I NON-CONF. | | 5- 7 | | .41667 204 | | 1- 0 | | 304 | | 291 | | 285 | | .40912 285 | | 22 | | 22 | |
| TOTALS | | RPI 1-25 | | RPI 26-50 | | W-L RECORDS | | RPI 51-100 | | RPI 101-150 | | RPI 150+ | | | | | | | |
| 9- 18 | | 0- 0 | | 0- 0 | | OVERALL | | 0- 3 | | 1- 9 | | 8- 6 | | | | | | | |
| 7- 4 | | 0- 0 | | 0- 0 | | HOME | | 0- 1 | | 1- 3 | | 6- 0 | | | | | | | |
| 1- 10 | | 0- 0 | | 0- 0 | | AWAY | | 0- 1 | | 0- 5 | | 1- 4 | | | | | | | |
| 1- 4 | | 0- 0 | | 0- 0 | | NEUTRAL | | 0- 1 | | 0- 1 | | 1- 2 | | | | | | | |
| 5- 7 | | 0- 0 | | 0- 0 | | NON-CONFERENCE | | 0- 1 | | 0- 2 | | 5- 4 | | | | | | | |
| 3- 0 | | 0- 0 | | 0- 0 | | HOME | | 0- 0 | | 0- 0 | | 3- 0 | | | | | | | |
| 1- 3 | | 0- 0 | | 0- 0 | | AWAY | | 0- 0 | | 0- 1 | | 1- 2 | | | | | | | |
| 1- 4 | | 0- 0 | | 0- 0 | | NEUTRAL | | 0- 1 | | 0- 1 | | 1- 2 | | | | | | | |
| 4- 11 | | 0- 0 | | 0- 0 | | CONFERENCE | | 0- 2 | | 1- 7 | | 3- 2 | | | | | | | |
| 4- 4 | | 0- 0 | | 0- 0 | | HOME | | 0- 1 | | 1- 3 | | 3- 0 | | | | | | | |
| 0- 7 | | 0- 0 | | 0- 0 | | AWAY | | 0- 1 | | 0- 4 | | 0- 2 | | | | | | | |
| 0- 0 | | 0- 0 | | 0- 0 | | NEUTRAL | | 0- 0 | | 0- 0 | | 0- 0 | | | | | | | |
| RPI | S | Opponent | | Score | RPI | S | Opponent | | Score | RPI | S | Opponent | | Score | RPI | S | Opponent | | Score |
| | | | | | | | 81 | N | Georgia Tech | 0 | 3 | | 115 | A | Furman | | 0 | 3 | |
| | | | | | | | 84 | A | Chattanooga | 1 | 3 | | 115 | H | Furman | | 1 | 3 | |
| | | | | | | | 84 | H | Chattanooga | 1 | 3 | | 116 | N | Kennesaw St. | | 0 | 3 | |
| | | | | | | | | | | | | 118 | A | Southern Miss. | | 2 | 3 | | |
| | | | | | | | | | | | | 121 | A | UNCG | | 0 | 3 | | |
| | | | | | | | | | | | | 121 | H | UNCG | | 2 | 3 | | |
| | | | | | | | | | | | | 128 | A | ETSU | | 0 | 3 | | |
| | | | | | | | | | | | | 128 | H | ETSU | | 1 | 3 | | |
| | | | | | | | | | | | | 146 | A | Samford | | 1 | 3 | | |
| | | | | | | | | | | | | 146 | H | Samford | | 3 | 1 | | |
| | | | | | | | | | | | | 158 | N | FIU | | 0 | 3 | | |
| | | | | | | | | | | | | 174 | H | Troy | | 3 | 1 | | |
| | | | | | | | | | | | | 206 | A | Georgia | | 0 | 3 | | |
| | | | | | | | | | | | | 212 | A | Wofford | | 2 | 3 | | |
| | | | | | | | | | | | | 212 | H | Wofford | | 3 | 1 | | |
| | | | | | | | | | | | | 216 | A | Stetson | | 2 | 3 | | |
| | | | | | | | | | | | | 222 | A | Western Caro. | | 2 | 3 | | |
| | | | | | | | | | | | | 222 | H | Western Caro. | | 3 | 1 | | |
| | | | | | | | | | | | | 288 | N | Nicholls St. | | 2 | 3 | | |
| | | | | | | | | | | | | 299 | H | Citadel | | 3 | 0 | | |
| | | | | | | | | | | | | 317 | H | Alabama A&M | | 3 | 1 | | |
| | | | | | | | | | | | | 326 | N | Southern U. | | 3 | 0 | | |
| | | | | | | | | | | | | 329 | H | South Carolina St. | | 3 | 0 | | |
| | | | | | | | | | | | | 332 | A | Savannah St. | | 3 | 0 | | |
| LAST 10 GAMES | | | | | | | | | | | | | | | | | | | |
| | | | | | | | 222 | A | Western Caro. | 2 | 3 | | 212 | A | Wofford | 2 | 3 | | |
| | | | | | | | 121 | A | UNCG | 0 | 3 | | 115 | H | Furman | 1 | 3 | | |
| | | | | | | | 128 | H | ETSU | 1 | 3 | | 146 | H | Samford | 3 | 1 | | |
| | | | | | | | 84 | H | Chattanooga | 1 | 3 | | 332 | A | Savannah St. | 3 | 0 | | |
| | | | | | | | 121 | H | UNCG | 2 | 3 | | 212 | H | Wofford | 3 | 1 | | |

Non-Div. I Games:

Mercer

| Average RPI Win: 233 | | WON-LOST | WINNING | LAST 10 | STRENGTH OF | | OPP. STRENGTH | TEAM | ADJ | | CONF. | ADJ CONF. |
|-----------------------|---------------------|----------|---------------|--------------|----------------|-------|---------------|-------|-------------|----------------|----------|-----------|
| Average RPI Loss: 118 | | RECORD | PCT. RANK | GAMES | SCHEDULE | | OF SCHEDULE | RPI | RPI | | RPI | RPI |
| DIV. I ONLY | | 5- 22 | .18519 | 309 | 1- 9 | | 103 | 129 | 255 | | .44208 | 252 |
| DIV. I NON-CONF. | | 4- 10 | .28571 | 265 | 0- 0 | | 161 | 101 | 237 | | .45216 | 235 |
| TOTALS | | RPI 1-25 | RPI 26-50 | | W-L RECORDS | | RPI 51-100 | | RPI 101-150 | | RPI 150+ | |
| 5- 22 | | 0- 1 | 0- 5 | | OVERALL | | 0- 3 | | 0- 4 | | 5- 9 | |
| 3- 8 | | 0- 0 | 0- 3 | | HOME | | 0- 0 | | 0- 2 | | 3- 3 | |
| 0- 10 | | 0- 1 | 0- 2 | | AWAY | | 0- 0 | | 0- 1 | | 0- 6 | |
| 2- 4 | | 0- 0 | 0- 0 | | NEUTRAL | | 0- 3 | | 0- 1 | | 2- 0 | |
| 4- 10 | | 0- 1 | 0- 0 | | NON-CONFERENCE | | 0- 3 | | 0- 3 | | 4- 3 | |
| 2- 3 | | 0- 0 | 0- 0 | | HOME | | 0- 0 | | 0- 2 | | 2- 1 | |
| 0- 3 | | 0- 1 | 0- 0 | | AWAY | | 0- 0 | | 0- 0 | | 0- 2 | |
| 2- 4 | | 0- 0 | 0- 0 | | NEUTRAL | | 0- 3 | | 0- 1 | | 2- 0 | |
| 1- 12 | | 0- 0 | 0- 5 | | CONFERENCE | | 0- 0 | | 0- 1 | | 1- 6 | |
| 1- 5 | | 0- 0 | 0- 3 | | HOME | | 0- 0 | | 0- 0 | | 1- 2 | |
| 0- 7 | | 0- 0 | 0- 2 | | AWAY | | 0- 0 | | 0- 1 | | 0- 4 | |
| 0- 0 | | 0- 0 | 0- 0 | | NEUTRAL | | 0- 0 | | 0- 0 | | 0- 0 | |
| RPI S | Opponent | Score | RPI S | Opponent | Score | RPI S | Opponent | Score | RPI S | Opponent | Score | |
| 2 A | Southern California | 0 3 | 31 A | Colorado St. | 0 3 | 54 N | Idaho St. | 0 3 | 106 H | San Francisco | 0 3 | |
| | | | 31 H | Colorado St. | 0 3 | 66 N | Pepperdine | 0 3 | 124 H | Utah | 1 3 | |
| | | | 45 H | Boise St. | 0 3 | 94 N | Indiana | 1 3 | 144 A | San Diego St. | 0 3 | |
| | | | 48 A | Wyoming | 1 3 | | | | 150 N | Houston | 1 3 | |
| | | | 48 H | Wyoming | 1 3 | | | | 151 A | Northern Colo. | 0 3 | |
| | | | | | | | | | 160 A | Texas Tech | 0 3 | |
| | | | | | | | | | 167 A | Nevada | 0 3 | |
| | | | | | | | | | 175 A | UNLV | 1 3 | |
| | | | | | | | | | 175 H | UNLV | 2 3 | |
| | | | | | | | | | 183 H | Southern Utah | 1 3 | |
| | | | | | | | | | 198 H | Utah Valley | 3 2 | |
| | | | | | | | | | 205 A | Fresno St. | 0 3 | |
| | | | | | | | | | 205 H | Fresno St. | 1 3 | |
| | | | | | | | | | 219 H | Middle Tenn. | 3 1 | |
| | | | | | | | | | 225 A | San Jose St. | 0 3 | |
| | | | | | | | | | 225 H | San Jose St. | 3 0 | |
| | | | | | | | | | 232 N | Eastern Ky. | 3 1 | |
| | | | | | | | | | 292 N | La.-Lafayette | 3 0 | |
| | | | LAST 10 GAMES | | | | | | | | | |
| | | | 225 A | San Jose St. | 0 3 | 167 A | Nevada | 0 3 | | | | |
| | | | 205 A | Fresno St. | 0 3 | 144 A | San Diego St. | 0 3 | | | | |
| | | | 175 A | UNLV | 1 3 | 225 H | San Jose St. | 3 0 | | | | |
| | | | 31 H | Colorado St. | 0 3 | 45 H | Boise St. | 0 3 | | | | |
| | | | 48 H | Wyoming | 1 3 | 175 H | UNLV | 2 3 | | | | |

Non-Div. I Games:

Utah St.

| Average RPI Win: 272 | | WON-LOST RECORD | | WINNING PCT. RANK | | LAST 10 GAMES | | STRENGTH OF SCHEDULE | | OPP. STRENGTH OF SCHEDULE | | TEAM RPI | | ADJ RPI | | CONF. RPI | | ADJ CONF. RPI | |
|----------------------|----------|-----------------|--|-------------------|----------|----------------|--|----------------------|---------------|---------------------------|--|----------|------------------|------------|--|-----------|--|---------------|--|
| DIV. I ONLY | | 11- 17 | | .39286 224 | | 4- 6 | | 249 | | 258 | | 251 | | .44163 253 | | 26 | | 26 | |
| DIV. I NON-CONF. | | 5- 10 | | .33333 248 | | 0- 0 | | 252 | | 176 | | 266 | | .42677 264 | | 27 | | 27 | |
| TOTALS | | RPI 1-25 | | RPI 26-50 | | W-L RECORDS | | RPI 51-100 | | RPI 101-150 | | RPI 150+ | | | | | | | |
| 11- 17 | | 0- 1 | | 0- 0 | | OVERALL | | 0- 4 | | 0- 3 | | 11- 9 | | | | | | | |
| 5- 6 | | 0- 1 | | 0- 0 | | HOME | | 0- 2 | | 0- 1 | | 5- 2 | | | | | | | |
| 4- 7 | | 0- 0 | | 0- 0 | | AWAY | | 0- 1 | | 0- 1 | | 4- 5 | | | | | | | |
| 2- 4 | | 0- 0 | | 0- 0 | | NEUTRAL | | 0- 1 | | 0- 1 | | 2- 2 | | | | | | | |
| 5- 10 | | 0- 1 | | 0- 0 | | NON-CONFERENCE | | 0- 2 | | 0- 2 | | 5- 5 | | | | | | | |
| 1- 4 | | 0- 1 | | 0- 0 | | HOME | | 0- 1 | | 0- 0 | | 1- 2 | | | | | | | |
| 2- 2 | | 0- 0 | | 0- 0 | | AWAY | | 0- 0 | | 0- 1 | | 2- 1 | | | | | | | |
| 2- 4 | | 0- 0 | | 0- 0 | | NEUTRAL | | 0- 1 | | 0- 1 | | 2- 2 | | | | | | | |
| 6- 7 | | 0- 0 | | 0- 0 | | CONFERENCE | | 0- 2 | | 0- 1 | | 6- 4 | | | | | | | |
| 4- 2 | | 0- 0 | | 0- 0 | | HOME | | 0- 1 | | 0- 1 | | 4- 0 | | | | | | | |
| 2- 5 | | 0- 0 | | 0- 0 | | AWAY | | 0- 1 | | 0- 0 | | 2- 4 | | | | | | | |
| 0- 0 | | 0- 0 | | 0- 0 | | NEUTRAL | | 0- 0 | | 0- 0 | | 0- 0 | | | | | | | |
| RPI S | Opponent | Score | | RPI S | Opponent | Score | | RPI S | Opponent | Score | | RPI S | Opponent | Score | | | | | |
| 15 H | Missouri | 0 3 | | | | | | 92 A | Coastal Caro. | 0 3 | | 115 A | Furman | 1 3 | | | | | |
| | | | | | | | | 92 H | Coastal Caro. | 0 3 | | 120 N | North Dakota St. | 1 3 | | | | | |
| | | | | | | | | 99 H | Murray St. | 1 3 | | 145 H | Liberty | 2 3 | | | | | |
| | | | | | | | | 100 N | North Texas | 2 3 | | 172 N | South Carolina | 2 3 | | | | | |
| | | | | | | | | | | | | 177 H | West Virginia | 1 3 | | | | | |
| | | | | | | | | | | | | 182 A | High Point | 1 3 | | | | | |
| | | | | | | | | | | | | 195 H | Charlotte | 3 0 | | | | | |
| | | | | | | | | | | | | 208 A | USC Upstate | 1 3 | | | | | |
| | | | | | | | | | | | | 209 N | Clemson | 0 3 | | | | | |
| | | | | | | | | | | | | 220 A | Campbell | 2 3 | | | | | |
| | | | | | | | | | | | | 223 H | Radford | 3 2 | | | | | |
| | | | | | | | | | | | | 235 A | Ga. Southern | 3 1 | | | | | |
| | | | | | | | | | | | | 256 A | UNC Asheville | 3 1 | | | | | |
| | | | | | | | | | | | | 256 H | UNC Asheville | 3 0 | | | | | |
| | | | | | | | | | | | | 261 H | Davidson | 1 3 | | | | | |
| | | | | | | | | | | | | 270 N | Tennessee St. | 3 0 | | | | | |
| | | | | | | | | | | | | 306 N | Chicago St. | 3 0 | | | | | |
| | | | | | | | | | | | | 307 A | Gardner-Webb | 2 3 | | | | | |
| | | | | | | | | | | | | 307 H | Gardner-Webb | 3 1 | | | | | |
| | | | | | | | | | | | | 308 A | Presbyterian | 3 0 | | | | | |
| | | | | | | | | | | | | 309 A | Charleston So. | 1 3 | | | | | |
| | | | | | | | | | | | | 309 H | Charleston So. | 3 0 | | | | | |
| | | | | | | | | | | | | 328 A | N.C. Central | 3 0 | | | | | |
| | | | | LAST 10 GAMES | | | | | | | | | | | | | | | |
| 256 H UNC Asheville | | | | 3 0 | | | | 223 H Radford | | | | 3 2 | | | | | | | |
| 307 H Gardner-Webb | | | | 3 1 | | | | 220 A Campbell | | | | 2 3 | | | | | | | |
| 309 A Charleston So. | | | | 1 3 | | | | 182 A High Point | | | | 1 3 | | | | | | | |
| 92 A Coastal Caro. | | | | 0 3 | | | | 307 A Gardner-Webb | | | | 2 3 | | | | | | | |
| 145 H Liberty | | | | 2 3 | | | | 256 A UNC Asheville | | | | 3 1 | | | | | | | |

Non-Div. I Games:

Winthrop

| Average RPI Win: | | 254 | WON-LOST RECORD | | WINNING PCT. RANK | | LAST 10 GAMES | | STRENGTH OF SCHEDULE | | OPP. STRENGTH OF SCHEDULE | | TEAM RPI | | ADJ RPI | | CONF. RPI | | ADJ CONF. RPI | | | | |
|-------------------|---|----------|-----------------|------------------|-------------------|------------------|---------------|------------|----------------------|-------------|---------------------------|------------------|----------|----------------|------------|------------------|-----------|--|---------------|------------------|--|--|--|
| Average RPI Loss: | | 133 | | | | | | | | | | | | | | | | | | | | | |
| DIV. I ONLY | | | 11- 14 | | .44 204 | | 3- 7 | | 289 | | 180 | | 252 | | .44141 254 | | 9 | | 9 | | | | |
| DIV. I NON-CONF. | | | 7- 4 | | .63636 118 | | 0- 0 | | 334 | | 310 | | 302 | | .39576 300 | | 11 | | 11 | | | | |
| TOTALS | | RPI 1-25 | | RPI 26-50 | | W-L RECORDS | | RPI 51-100 | | RPI 101-150 | | RPI 150+ | | | | | | | | | | | |
| 11- 14 | | 0- 2 | | 0- 0 | | OVERALL | | 0- 1 | | 3- 5 | | 8- 6 | | | | | | | | | | | |
| 4- 5 | | 0- 1 | | 0- 0 | | HOME | | 0- 0 | | 1- 2 | | 3- 2 | | | | | | | | | | | |
| 4- 8 | | 0- 1 | | 0- 0 | | AWAY | | 0- 1 | | 2- 3 | | 2- 3 | | | | | | | | | | | |
| 3- 1 | | 0- 0 | | 0- 0 | | NEUTRAL | | 0- 0 | | 0- 0 | | 3- 1 | | | | | | | | | | | |
| 7- 4 | | 0- 0 | | 0- 0 | | NON-CONFERENCE | | 0- 0 | | 0- 0 | | 7- 4 | | | | | | | | | | | |
| 2- 1 | | 0- 0 | | 0- 0 | | HOME | | 0- 0 | | 0- 0 | | 2- 1 | | | | | | | | | | | |
| 2- 2 | | 0- 0 | | 0- 0 | | AWAY | | 0- 0 | | 0- 0 | | 2- 2 | | | | | | | | | | | |
| 3- 1 | | 0- 0 | | 0- 0 | | NEUTRAL | | 0- 0 | | 0- 0 | | 3- 1 | | | | | | | | | | | |
| 4- 10 | | 0- 2 | | 0- 0 | | CONFERENCE | | 0- 1 | | 3- 5 | | 1- 2 | | | | | | | | | | | |
| 2- 4 | | 0- 1 | | 0- 0 | | HOME | | 0- 0 | | 1- 2 | | 1- 1 | | | | | | | | | | | |
| 2- 6 | | 0- 1 | | 0- 0 | | AWAY | | 0- 1 | | 2- 3 | | 0- 1 | | | | | | | | | | | |
| 0- 0 | | 0- 0 | | 0- 0 | | NEUTRAL | | 0- 0 | | 0- 0 | | 0- 0 | | | | | | | | | | | |
| RPI | S | Opponent | | Score | | RPI | S | Opponent | | Score | | RPI | S | Opponent | | Score | | | | | | | |
| 24 | A | SMU | | 0 3 | | | | | | | | 80 | A | Cincinnati | | 1 3 | | | | | | | |
| 24 | H | SMU | | 0 3 | | | | | | | | 101 | A | Temple | | 1 3 | | | | | | | |
| | | | | | | | | | | | | 107 | A | Tulsa | | 2 3 | | | | | | | |
| | | | | | | | | | | | | 107 | H | Tulsa | | 0 3 | | | | | | | |
| | | | | | | | | | | | | 111 | A | UCF | | 3 2 | | | | | | | |
| | | | | | | | | | | | | 111 | H | UCF | | 0 3 | | | | | | | |
| | | | | | | | | | | | | 125 | A | UConn | | 2 3 | | | | | | | |
| | | | | | | | | | | | | 138 | A | Memphis | | 3 1 | | | | | | | |
| | | | | | | | | | | | | 150 | H | Houston | | 3 0 | | | | | | | |
| | | | | | | | | | | | | 157 | A | South Fla. | | 0 3 | | | | | | | |
| | | | | | | | | | | | | 157 | H | South Fla. | | 0 3 | | | | | | | |
| | | | | | | | | | | | | 172 | A | South Carolina | | 0 3 | | | | | | | |
| | | | | | | | | | | | | 212 | N | Wofford | | 1 3 | | | | | | | |
| | | | | | | | | | | | | 222 | H | Western Caro. | | 1 3 | | | | | | | |
| | | | | | | | | | | | | 235 | H | Tulane | | 3 2 | | | | | | | |
| | | | | | | | | | | | | 244 | H | William & Mary | | 3 0 | | | | | | | |
| | | | | | | | | | | | | 261 | A | Davidson | | 2 3 | | | | | | | |
| | | | | | | | | | | | | 308 | N | Presbyterian | | 3 2 | | | | | | | |
| | | | | | | | | | | | | 309 | N | Charleston So. | | 3 2 | | | | | | | |
| | | | | | | | | | | | | 318 | H | Hampton | | 3 0 | | | | | | | |
| | | | | | | | | | | | | 318 | N | Hampton | | 3 0 | | | | | | | |
| | | | | | | | | | | | | 328 | A | N.C. Central | | 3 0 | | | | | | | |
| | | | | | | | | | | | | 332 | A | Savannah St. | | 3 0 | | | | | | | |
| | | | | | | LAST 10 GAMES | | | | | | | | | | | | | | | | | |
| | | | | | | 111 A UCF | | | | | | 3 2 | | 111 H UCF | | | | | | 0 3 | | | |
| | | | | | | 157 A South Fla. | | | | | | 0 3 | | 101 A Temple | | | | | | 1 3 | | | |
| | | | | | | 24 H SMU | | | | | | 0 3 | | 125 A UConn | | | | | | 2 3 | | | |
| | | | | | | 107 H Tulsa | | | | | | 0 3 | | 150 H Houston | | | | | | 3 0 | | | |
| | | | | | | 157 H South Fla. | | | | | | 0 3 | | 235 H Tulane | | | | | | 3 2 | | | |

Non-Div. I Games:

East Carolina

| Average RPI Win: | 228 | WON-LOST RECORD | WINNING PCT. RANK | LAST 10 GAMES | STRENGTH OF SCHEDULE | OPP. STRENGTH OF SCHEDULE | TEAM RPI | ADJ RPI | CONF. RPI | ADJ CONF. RPI | | | | | | | |
|------------------|----------|-----------------|-------------------|-------------------|----------------------|---------------------------|----------|-------------|-----------|-----------------------|-------|-------------------------|--|---|---|---|---|
| DIV. I ONLY | | 7- 14 | .33333 | 248 | 4- 6 | 225 | 227 | 257 | .44002 | 255 | 22 | 22 | | | | | |
| DIV. I NON-CONF. | | 2- 7 | .22222 | 281 | 0- 0 | 217 | 183 | 281 | .41325 | 281 | 23 | 23 | | | | | |
| <hr/> | | | | | | | | | | | | | | | | | |
| TOTALS | RPI 1-25 | RPI 26-50 | | W-L RECORDS | | RPI 51-100 | | RPI 101-150 | | RPI 150+ | | | | | | | |
| 7- 14 | 0- 0 | 0- 0 | | OVERALL | | 0- 2 | | 1- 3 | | 6- 9 | | | | | | | |
| 5- 3 | 0- 0 | 0- 0 | | HOME | | 0- 1 | | 1- 0 | | 4- 2 | | | | | | | |
| 2- 7 | 0- 0 | 0- 0 | | AWAY | | 0- 0 | | 0- 2 | | 2- 5 | | | | | | | |
| 0- 4 | 0- 0 | 0- 0 | | NEUTRAL | | 0- 1 | | 0- 1 | | 0- 2 | | | | | | | |
| <hr/> | | | | | | | | | | | | | | | | | |
| 2- 7 | 0- 0 | 0- 0 | | NON-CONFERENCE | | 0- 2 | | 0- 1 | | 2- 4 | | | | | | | |
| 2- 1 | 0- 0 | 0- 0 | | HOME | | 0- 1 | | 0- 0 | | 2- 0 | | | | | | | |
| 0- 2 | 0- 0 | 0- 0 | | AWAY | | 0- 0 | | 0- 0 | | 0- 2 | | | | | | | |
| 0- 4 | 0- 0 | 0- 0 | | NEUTRAL | | 0- 1 | | 0- 1 | | 0- 2 | | | | | | | |
| <hr/> | | | | | | | | | | | | | | | | | |
| 5- 7 | 0- 0 | 0- 0 | | CONFERENCE | | 0- 0 | | 1- 2 | | 4- 5 | | | | | | | |
| 3- 2 | 0- 0 | 0- 0 | | HOME | | 0- 0 | | 1- 0 | | 2- 2 | | | | | | | |
| 2- 5 | 0- 0 | 0- 0 | | AWAY | | 0- 0 | | 0- 2 | | 2- 3 | | | | | | | |
| 0- 0 | 0- 0 | 0- 0 | | NEUTRAL | | 0- 0 | | 0- 0 | | 0- 0 | | | | | | | |
| <hr/> | | | | | | | | | | | | | | | | | |
| RPI | S | Opponent | Score | RPI | S | Opponent | Score | RPI | S | Opponent | Score | | | | | | |
| | | | | 74 H American | | | | 0 | 3 | 117 N Army West Point | | | | 0 | 3 | | |
| | | | | 93 N Rhode Island | | | | 0 | 3 | 136 A Princeton | | | | 0 | 3 | | |
| | | | | | | | | | | | | 147 A Harvard | | | | 0 | 3 |
| | | | | | | | | | | | | 147 H Harvard | | | | 3 | 1 |
| | | | | | | | | | | | | 154 A Stephen F. Austin | | | | 0 | 3 |
| | | | | | | | | | | | | 155 A Dartmouth | | | | 1 | 3 |
| | | | | | | | | | | | | 155 H Dartmouth | | | | 2 | 3 |
| | | | | | | | | | | | | 160 N Texas Tech | | | | 0 | 3 |
| | | | | | | | | | | | | 181 A Yale | | | | 1 | 3 |
| | | | | | | | | | | | | 181 H Yale | | | | 3 | 2 |
| | | | | | | | | | | | | 207 A Penn | | | | 3 | 1 |
| | | | | | | | | | | | | 226 A Stony Brook | | | | 1 | 3 |
| | | | | | | | | | | | | 243 A Brown | | | | 2 | 3 |
| | | | | | | | | | | | | 243 H Brown | | | | 3 | 0 |
| | | | | | | | | | | | | 248 H Northeastern | | | | 3 | 2 |
| | | | | | | | | | | | | 271 N South Dakota St. | | | | 2 | 3 |
| | | | | | | | | | | | | 278 A Cornell | | | | 3 | 1 |
| | | | | | | | | | | | | 278 H Cornell | | | | 2 | 3 |
| | | | | | | | | | | | | 293 H NJIT | | | | 3 | 0 |
| | | | | | | | | | | | | | | | | | |
| | | | | LAST 10 GAMES | | | | | | | | | | | | | |
| | | | | 147 A Harvard | | | | 0 | 3 | 155 H Dartmouth | | | | 2 | 3 | | |
| | | | | 155 A Dartmouth | | | | 1 | 3 | 147 H Harvard | | | | 3 | 1 | | |
| | | | | 181 H Yale | | | | 3 | 2 | 207 A Penn | | | | 3 | 1 | | |
| | | | | 243 H Brown | | | | 3 | 0 | 136 A Princeton | | | | 0 | 3 | | |
| | | | | 278 H Cornell | | | | 2 | 3 | 243 A Brown | | | | 2 | 3 | | |

Non-Div. I Games:

Columbia

| Average RPI Win: 285 | | WON-LOST | WINNING | LAST 10 | STRENGTH OF | | OPP. STRENGTH | TEAM | ADJ | CONF. | ADJ CONF. |
|-----------------------|----------|----------|-----------|----------------|-------------|-------|---------------|------------------|-------------|--------------------|------------------|
| Average RPI Loss: 205 | | RECORD | PCT. RANK | GAMES | SCHEDULE | | OF SCHEDULE | RPI | RPI | RPI | RPI |
| DIV. I ONLY | | 12- 11 | .52174 | 160 | 4- 6 | | 310 | 294 | 256 | .43869 | 256 |
| DIV. I NON-CONF. | | 6- 5 | .54545 | 146 | 0- 0 | | 306 | 308 | 250 | .43774 | 250 |
| TOTALS | | RPI 1-25 | RPI 26-50 | | W-L RECORDS | | RPI 51-100 | | RPI 101-150 | | RPI 150+ |
| 12- 11 | 0- 0 | 0- 0 | | OVERALL | | 0- 1 | | 0- 1 | | 12- 9 | |
| 7- 2 | 0- 0 | 0- 0 | | HOME | | 0- 0 | | 0- 0 | | 7- 2 | |
| 4- 6 | 0- 0 | 0- 0 | | AWAY | | 0- 1 | | 0- 1 | | 4- 4 | |
| 1- 3 | 0- 0 | 0- 0 | | NEUTRAL | | 0- 0 | | 0- 0 | | 1- 3 | |
| 6- 5 | 0- 0 | 0- 0 | | NON-CONFERENCE | | 0- 0 | | 0- 0 | | 6- 5 | |
| 4- 0 | 0- 0 | 0- 0 | | HOME | | 0- 0 | | 0- 0 | | 4- 0 | |
| 1- 2 | 0- 0 | 0- 0 | | AWAY | | 0- 0 | | 0- 0 | | 1- 2 | |
| 1- 3 | 0- 0 | 0- 0 | | NEUTRAL | | 0- 0 | | 0- 0 | | 1- 3 | |
| 6- 6 | 0- 0 | 0- 0 | | CONFERENCE | | 0- 1 | | 0- 1 | | 6- 4 | |
| 3- 2 | 0- 0 | 0- 0 | | HOME | | 0- 0 | | 0- 0 | | 3- 2 | |
| 3- 4 | 0- 0 | 0- 0 | | AWAY | | 0- 1 | | 0- 1 | | 3- 2 | |
| 0- 0 | 0- 0 | 0- 0 | | NEUTRAL | | 0- 0 | | 0- 0 | | 0- 0 | |
| RPI S | Opponent | Score | RPI S | Opponent | Score | RPI S | Opponent | Score | RPI S | Opponent | Score |
| | | | | | | 92 A | Coastal Caro. | 0 3 | 145 A | Liberty | 2 3 |
| | | | | | | | | | 156 N | North Florida | 0 3 |
| | | | | | | | | | 182 H | High Point | 2 3 |
| | | | | | | | | | 195 A | Charlotte | 0 3 |
| | | | | | | | | | 208 N | USC Upstate | 1 3 |
| | | | | | | | | | 220 H | Campbell | 3 1 |
| | | | | | | | | | 222 A | Western Caro. | 0 3 |
| | | | | | | | | | 223 A | Radford | 3 0 |
| | | | | | | | | | 239 H | New Orleans | 3 1 |
| | | | | | | | | | 245 N | Wright St. | 0 3 |
| | | | | | | | | | 253 A | Winthrop | 0 3 |
| | | | | | | | | | 253 H | Winthrop | 1 3 |
| | | | | | | | | | 261 N | Davidson | 3 1 |
| | | | | | | | | | 299 A | Citadel | 3 2 |
| | | | | | | | | | 299 H | Citadel | 3 1 |
| | | | | | | | | | 307 A | Gardner-Webb | 1 3 |
| | | | | | | | | | 307 H | Gardner-Webb | 3 1 |
| | | | | | | | | | 308 A | Presbyterian | 3 0 |
| | | | | | | | | | 308 H | Presbyterian | 3 0 |
| | | | | | | | | | 309 A | Charleston So. | 3 2 |
| | | | | | | | | | 317 H | Alabama A&M | 3 0 |
| | | | | | | | | | 329 H | South Carolina St. | 3 1 |
| LAST 10 GAMES | | | | | | | | | | | |
| | | | | | | 253 A | Winthrop | 0 3 | 309 A | Charleston So. | 3 2 |
| | | | | | | 308 A | Presbyterian | 3 0 | 307 A | Gardner-Webb | 1 3 |
| | | | | | | 220 H | Campbell | 3 1 | 308 H | Presbyterian | 3 0 |
| | | | | | | 182 H | High Point | 2 3 | 253 H | Winthrop | 1 3 |
| | | | | | | 92 A | Coastal Caro. | 0 3 | 145 A | Liberty | 2 3 |

Non-Div. I Games: Montreat 3 0

UNC Asheville

| Average RPI Win: | 202 | WON-LOST | WINNING | LAST 10 | STRENGTH OF | OPP. STRENGTH | TEAM | ADJ | CONF. | ADJ CONF. | |
|-------------------|----------|-----------|---------------|----------------|-------------|---------------|---------------|-------------|-------|-------------------|-------|
| Average RPI Loss: | 145 | RECORD | PCT. RANK | GAMES | SCHEDULE | OF SCHEDULE | RPI | RPI | RPI | RPI | |
| DIV. I ONLY | 7- 20 | .25926 | 284 | 2- 8 | 165 | 153 | 258 | .43854 | 257 | 20 | 20 |
| DIV. I NON-CONF. | 4- 9 | .30769 | 259 | 0- 0 | 103 | 127 | 203 | .47537 | 202 | 15 | 15 |
| <hr/> | | | | | | | | | | | |
| TOTALS | RPI 1-25 | RPI 26-50 | | W-L RECORDS | | RPI 51-100 | | RPI 101-150 | | RPI 150+ | |
| 7- 20 | 0- 0 | 0- 2 | | OVERALL | | 2- 6 | | 0- 3 | | 5- 9 | |
| 3- 6 | 0- 0 | 0- 0 | | HOME | | 1- 1 | | 0- 1 | | 2- 4 | |
| 1- 10 | 0- 0 | 0- 1 | | AWAY | | 0- 3 | | 0- 1 | | 1- 5 | |
| 3- 4 | 0- 0 | 0- 1 | | NEUTRAL | | 1- 2 | | 0- 1 | | 2- 0 | |
| <hr/> | | | | | | | | | | | |
| 4- 9 | 0- 0 | 0- 2 | | NON-CONFERENCE | | 1- 3 | | 0- 2 | | 3- 2 | |
| 1- 2 | 0- 0 | 0- 0 | | HOME | | 0- 0 | | 0- 1 | | 1- 1 | |
| 0- 3 | 0- 0 | 0- 1 | | AWAY | | 0- 1 | | 0- 0 | | 0- 1 | |
| 3- 4 | 0- 0 | 0- 1 | | NEUTRAL | | 1- 2 | | 0- 1 | | 2- 0 | |
| <hr/> | | | | | | | | | | | |
| 3- 11 | 0- 0 | 0- 0 | | CONFERENCE | | 1- 3 | | 0- 1 | | 2- 7 | |
| 2- 4 | 0- 0 | 0- 0 | | HOME | | 1- 1 | | 0- 0 | | 1- 3 | |
| 1- 7 | 0- 0 | 0- 0 | | AWAY | | 0- 2 | | 0- 1 | | 1- 4 | |
| 0- 0 | 0- 0 | 0- 0 | | NEUTRAL | | 0- 0 | | 0- 0 | | 0- 0 | |
| <hr/> | | | | | | | | | | | |
| RPI S | Opponent | Score | RPI S | Opponent | Score | RPI S | Opponent | Score | RPI S | Opponent | Score |
| | | | 43 A | Pittsburgh | 1 3 | 56 A | Ohio | 0 3 | 108 H | Loyola Chicago | 1 3 |
| | | | 50 N | Northern Ariz. | 0 3 | 56 H | Ohio | 0 3 | 112 N | George Washington | 0 3 |
| | | | | | | 72 N | Cleveland St. | 3 2 | 123 A | Miami (OH) | 0 3 |
| | | | | | | 91 N | Virginia Tech | 1 3 | 161 A | Western Mich. | 1 3 |
| | | | | | | 94 A | Indiana | 0 3 | 163 N | Lehigh | 3 0 |
| | | | | | | 94 N | Indiana | 2 3 | 188 A | Ball St. | 0 3 |
| | | | | | | 96 A | Kent St. | 1 3 | 191 H | Eastern Mich. | 2 3 |
| | | | | | | 96 H | Kent St. | 3 2 | 202 N | Notre Dame | 3 1 |
| | | | | | | | | | 219 A | Middle Tenn. | 0 3 |
| | | | | | | | | | 227 A | Buffalo | 1 3 |
| | | | | | | | | | 227 H | Buffalo | 1 3 |
| | | | | | | | | | 233 H | Central Mich. | 0 3 |
| | | | | | | | | | 245 H | Wright St. | 0 3 |
| | | | | | | | | | 274 H | IPFW | 3 2 |
| | | | | | | | | | 287 A | Toledo | 2 3 |
| | | | | | | | | | 304 A | Akron | 3 2 |
| | | | | | | | | | 304 H | Akron | 3 2 |
| | | | | | | | | | | | |
| | | | LAST 10 GAMES | | | | | | | | |
| | | | 304 A | Akron | 3 2 | 287 A | Toledo | 2 3 | | | |
| | | | 227 A | Buffalo | 1 3 | 191 H | Eastern Mich. | 2 3 | | | |
| | | | 56 H | Ohio | 0 3 | 233 H | Central Mich. | 0 3 | | | |
| | | | 96 H | Kent St. | 3 2 | 161 A | Western Mich. | 1 3 | | | |
| | | | 188 A | Ball St. | 0 3 | 123 A | Miami (OH) | 0 3 | | | |

Non-Div. I Games:

Bowling Green

| Average RPI Win: | 210 | WON-LOST RECORD | WINNING PCT. RANK | LAST 10 GAMES | STRENGTH OF SCHEDULE | OPP. STRENGTH OF SCHEDULE | TEAM RPI | ADJ RPI | CONF. RPI | ADJ CONF. RPI | |
|-------------------|----------|-----------------|-------------------|----------------|----------------------|---------------------------|----------------|---------|-----------|-------------------|-------|
| Average RPI Loss: | 146 | | | | | | | | | | |
| DIV. I ONLY | 7- 19 | .26923 | 280 | 3- 7 | 171 | 173 | 259 | .43837 | 258 | 18 | 18 |
| DIV. I NON-CONF. | 4- 8 | .33333 | 248 | 0- 0 | 157 | 154 | 219 | .46115 | 219 | 14 | 14 |
| <hr/> | | | | | | | | | | | |
| TOTALS | RPI 1-25 | RPI 26-50 | | W-L RECORDS | RPI 51-100 | | RPI 101-150 | | RPI 150+ | | |
| 7- 19 | 0- 0 | 0- 2 | | OVERALL | 0- 4 | | 0- 4 | | 7- 9 | | |
| 1- 6 | 0- 0 | 0- 1 | | HOME | 0- 0 | | 0- 1 | | 1- 4 | | |
| 3- 8 | 0- 0 | 0- 0 | | AWAY | 0- 3 | | 0- 2 | | 3- 3 | | |
| 3- 5 | 0- 0 | 0- 1 | | NEUTRAL | 0- 1 | | 0- 1 | | 3- 2 | | |
| 4- 8 | 0- 0 | 0- 1 | | NON-CONFERENCE | 0- 3 | | 0- 2 | | 4- 2 | | |
| 0- 0 | 0- 0 | 0- 0 | | HOME | 0- 0 | | 0- 0 | | 0- 0 | | |
| 1- 3 | 0- 0 | 0- 0 | | AWAY | 0- 2 | | 0- 1 | | 1- 0 | | |
| 3- 5 | 0- 0 | 0- 1 | | NEUTRAL | 0- 1 | | 0- 1 | | 3- 2 | | |
| 3- 11 | 0- 0 | 0- 1 | | CONFERENCE | 0- 1 | | 0- 2 | | 3- 7 | | |
| 1- 6 | 0- 0 | 0- 1 | | HOME | 0- 0 | | 0- 1 | | 1- 4 | | |
| 2- 5 | 0- 0 | 0- 0 | | AWAY | 0- 1 | | 0- 1 | | 2- 3 | | |
| 0- 0 | 0- 0 | 0- 0 | | NEUTRAL | 0- 0 | | 0- 0 | | 0- 0 | | |
| RPI S | Opponent | Score | RPI S | Opponent | Score | RPI S | Opponent | Score | RPI S | Opponent | Score |
| | | | 48 N | Wyoming | 1 3 | 76 A | Gonzaga | 0 3 | 101 A | Temple | 0 3 |
| | | | 50 H | Northern Ariz. | 0 3 | 78 A | Sacramento St. | 0 3 | 124 N | Utah | 1 3 |
| | | | | | | 82 N | New Mexico St. | 0 3 | 135 A | North Dakota | 0 3 |
| | | | | | | 97 A | Denver | 1 3 | 135 H | North Dakota | 0 3 |
| | | | | | | | | | 151 A | Northern Colo. | 1 3 |
| | | | | | | | | | 151 H | Northern Colo. | 2 3 |
| | | | | | | | | | 173 A | Idaho | 1 3 |
| | | | | | | | | | 173 H | Idaho | 2 3 |
| | | | | | | | | | 179 A | Eastern Wash. | 3 1 |
| | | | | | | | | | 179 H | Eastern Wash. | 3 2 |
| | | | | | | | | | 183 H | Southern Utah | 0 3 |
| | | | | | | | | | 186 N | Duquesne | 1 3 |
| | | | | | | | | | 189 A | Air Force | 3 2 |
| | | | | | | | | | 218 N | Ill.-Chicago | 3 2 |
| | | | | | | | | | 228 A | Portland St. | 3 1 |
| | | | | | | | | | 230 N | Abilene Christian | 3 1 |
| | | | | | | | | | 248 N | Northeastern | 3 1 |
| | | | | | | | | | 265 N | Binghamton | 2 3 |
| | | | | | | | | | 273 H | Weber St. | 1 3 |
| | | | | | | | | | 291 A | Montana St. | 1 3 |
| | | | LAST 10 GAMES | | | | | | | | |
| | | | 135 H | North Dakota | 0 3 | 228 A | Portland St. | 3 1 | | | |
| | | | 151 H | Northern Colo. | 2 3 | 179 H | Eastern Wash. | 3 2 | | | |
| | | | 173 A | Idaho | 1 3 | 173 H | Idaho | 2 3 | | | |
| | | | 179 A | Eastern Wash. | 3 1 | 183 H | Southern Utah | 0 3 | | | |
| | | | 78 A | Sacramento St. | 0 3 | 50 H | Northern Ariz. | 0 3 | | | |

Non-Div. I Games:

Montana

| Average RPI Win: | 265 | WON-LOST RECORD | WINNING PCT. RANK | LAST 10 GAMES | STRENGTH OF SCHEDULE | OPP. STRENGTH OF SCHEDULE | TEAM RPI | ADJ RPI | CONF. RPI | ADJ CONF. RPI | | | |
|------------------|----------|-----------------|-------------------|----------------|----------------------|---------------------------|------------|-------------|-----------|-----------------|------------|--------------------|------------|
| DIV. I ONLY | | 6- 18 | .25 | 290 | 2- 8 | 140 | 252 | 262 | .43792 | 259 | 15 | 15 | |
| DIV. I NON-CONF. | | 4- 6 | .4 | 216 | 0- 0 | 212 | 322 | 244 | .4423 | 244 | 16 | 16 | |
| ----- | | | | | | | | | | | | | |
| TOTALS | RPI 1-25 | RPI 26-50 | | W-L RECORDS | | RPI 51-100 | | RPI 101-150 | | RPI 150+ | | | |
| 6- 18 | 0- 1 | 0- 0 | | OVERALL | | 0- 3 | | 1- 7 | | 5- 7 | | | |
| 3- 9 | 0- 1 | 0- 0 | | HOME | | 0- 1 | | 1- 4 | | 2- 3 | | | |
| 1- 7 | 0- 0 | 0- 0 | | AWAY | | 0- 1 | | 0- 3 | | 1- 3 | | | |
| 2- 2 | 0- 0 | 0- 0 | | NEUTRAL | | 0- 1 | | 0- 0 | | 2- 1 | | | |
| 4- 6 | 0- 0 | 0- 0 | | NON-CONFERENCE | | 0- 1 | | 0- 1 | | 4- 4 | | | |
| 1- 3 | 0- 0 | 0- 0 | | HOME | | 0- 0 | | 0- 1 | | 1- 2 | | | |
| 1- 1 | 0- 0 | 0- 0 | | AWAY | | 0- 0 | | 0- 0 | | 1- 1 | | | |
| 2- 2 | 0- 0 | 0- 0 | | NEUTRAL | | 0- 1 | | 0- 0 | | 2- 1 | | | |
| 2- 12 | 0- 1 | 0- 0 | | CONFERENCE | | 0- 2 | | 1- 6 | | 1- 3 | | | |
| 2- 6 | 0- 1 | 0- 0 | | HOME | | 0- 1 | | 1- 3 | | 1- 1 | | | |
| 0- 6 | 0- 0 | 0- 0 | | AWAY | | 0- 1 | | 0- 3 | | 0- 2 | | | |
| 0- 0 | 0- 0 | 0- 0 | | NEUTRAL | | 0- 0 | | 0- 0 | | 0- 0 | | | |
| RPI | S | Opponent | Score | RPI | S | Opponent | Score | RPI | S | Opponent | Score | | |
| 22 | H | Arkansas St. | 0 3 | | | | | 71 | A | Appalachian St. | 1 3 | | |
| | | | | | | | | 71 | H | Appalachian St. | 1 3 | | |
| | | | | | | | | 99 | N | Murray St. | 0 3 | | |
| | | | | | | | | | | 113 | A | Texas St. | 1 3 |
| | | | | | | | | | | 113 | H | Texas St. | 0 3 |
| | | | | | | | | | | 116 | H | Kennesaw St. | 2 3 |
| | | | | | | | | | | 122 | A | Texas-Arlington | 1 3 |
| | | | | | | | | | | 122 | H | Texas-Arlington | 2 3 |
| | | | | | | | | | | 142 | H | Little Rock | 1 3 |
| | | | | | | | | | | 148 | A | South Ala. | 2 3 |
| | | | | | | | | | | 148 | H | South Ala. | 3 0 |
| | | | | | | | | | | 174 | A | Troy | 1 3 |
| | | | | | | | | | | 182 | A | High Point | 3 2 |
| | | | | | | | | | | 191 | H | DePaul | 1 3 |
| | | | | | | | | | | 205 | N | Fresno St. | 2 3 |
| | | | | | | | | | | 222 | A | Western Caro. | 2 3 |
| | | | | | | | | | | 223 | H | Radford | 2 3 |
| | | | | | | | | | | 235 | A | Ga. Southern | 0 3 |
| | | | | | | | | | | 235 | H | Ga. Southern | 2 3 |
| | | | | | | | | | | 292 | H | La.-Lafayette | 3 1 |
| | | | | | | | | | | 310 | N | Loyola Maryland | 3 0 |
| | | | | | | | | | | 329 | N | South Carolina St. | 3 0 |
| | | | | | | | | | | 331 | H | Grambling | 3 0 |
| | | | | LAST 10 GAMES | | | | | | | | | |
| | | | | 235 | H | Ga. Southern | 2 3 | 122 | H | Texas-Arlington | 2 3 | | |
| | | | | 22 | H | Arkansas St. | 0 3 | 71 | A | Appalachian St. | 1 3 | | |
| | | | | 292 | H | La.-Lafayette | 3 1 | 142 | H | Little Rock | 1 3 | | |
| | | | | 148 | H | South Ala. | 3 0 | 235 | A | Ga. Southern | 0 3 | | |
| | | | | 71 | H | Appalachian St. | 1 3 | 148 | A | South Ala. | 2 3 | | |

Non-Div. I Games:

Georgia St.

| | | | | | | | | | | | |
|-----------------------|----------|-----------|-----------|-------------------------|-------------|---------------|--------------------|---------------------|-------|----------------|-------|
| Average RPI Win: | 255 | WON-LOST | WINNING | LAST 10 | STRENGTH OF | OPP. STRENGTH | TEAM | ADJ | CONF. | ADJ CONF. | |
| Average RPI Loss: | 190 | RECORD | PCT. RANK | GAMES | SCHEDULE | OF SCHEDULE | RPI | RPI | RPI | RPI | |
| DIV. I ONLY | 12- 16 | .42857 | 209 | 4- 6 | 280 | 277 | 260 | .43789 | 260 | 24 | 24 |
| DIV. I NON-CONF. | 6- 8 | .42857 | 192 | 0- 0 | 286 | 296 | 271 | .42207 | 272 | 24 | 24 |
| <hr/> | | | | | | | | | | | |
| TOTALS | RPI 1-25 | RPI 26-50 | | W-L RECORDS | | RPI 51-100 | | RPI 101-150 | | RPI 150+ | |
| 12- 16 | 0- 0 | 0- 0 | | OVERALL | | 0- 1 | | 0- 4 | | 12- 11 | |
| 5- 5 | 0- 0 | 0- 0 | | HOME | | 0- 0 | | 0- 0 | | 5- 5 | |
| 3- 9 | 0- 0 | 0- 0 | | AWAY | | 0- 1 | | 0- 3 | | 3- 5 | |
| 4- 2 | 0- 0 | 0- 0 | | NEUTRAL | | 0- 0 | | 0- 1 | | 4- 1 | |
| <hr/> | | | | | | | | | | | |
| 6- 8 | 0- 0 | 0- 0 | | NON-CONFERENCE | | 0- 0 | | 0- 3 | | 6- 5 | |
| 1- 2 | 0- 0 | 0- 0 | | HOME | | 0- 0 | | 0- 0 | | 1- 2 | |
| 1- 4 | 0- 0 | 0- 0 | | AWAY | | 0- 0 | | 0- 2 | | 1- 2 | |
| 4- 2 | 0- 0 | 0- 0 | | NEUTRAL | | 0- 0 | | 0- 1 | | 4- 1 | |
| <hr/> | | | | | | | | | | | |
| 6- 8 | 0- 0 | 0- 0 | | CONFERENCE | | 0- 1 | | 0- 1 | | 6- 6 | |
| 4- 3 | 0- 0 | 0- 0 | | HOME | | 0- 0 | | 0- 0 | | 4- 3 | |
| 2- 5 | 0- 0 | 0- 0 | | AWAY | | 0- 1 | | 0- 1 | | 2- 3 | |
| 0- 0 | 0- 0 | 0- 0 | | NEUTRAL | | 0- 0 | | 0- 0 | | 0- 0 | |
| <hr/> | | | | | | | | | | | |
| RPI S | Opponent | Score | RPI S | Opponent | Score | RPI S | Opponent | Score | RPI S | Opponent | Score |
| | | | | | | 83 A | A&M-Corpus Christi | 0 3 | 118 A | Southern Miss. | 1 3 |
| | | | | | | 130 A | Central Ark. | 0 3 | | | |
| | | | | | | 143 N | North Carolina St. | 0 3 | | | |
| | | | | | | 150 A | Houston | 2 3 | | | |
| | | | | | | 154 H | Stephen F. Austin | 3 1 | | | |
| | | | | | | 172 A | South Carolina | 0 3 | | | |
| | | | | | | 174 H | Troy | 3 1 | | | |
| | | | | | | 175 A | UNLV | 0 3 | | | |
| | | | | | | 176 N | Oral Roberts | 1 3 | | | |
| | | | | | | 179 H | Eastern Wash. | 1 3 | | | |
| | | | | | | 190 A | Houston Baptist | 3 1 | | | |
| | | | | | | 211 H | Sam Houston St. | 0 3 | | | |
| | | | | | | 214 A | McNeese St. | 3 2 | | | |
| | | | | | | 214 H | McNeese St. | 1 3 | | | |
| | | | | | | 228 N | Portland St. | 3 1 | | | |
| | | | | | | 230 A | Abilene Christian | 0 3 | | | |
| | | | | | | 239 A | New Orleans | 0 3 | | | |
| | | | | | | 239 H | New Orleans | 1 3 | | | |
| | | | | | | 241 H | Lamar | 3 0 | | | |
| | | | | | | 276 H | Northwestern St. | 3 1 | | | |
| | | | | | | 282 A | Incarnate Word | 1 3 | | | |
| | | | | | | 288 H | Nicholls St. | 3 1 | | | |
| | | | | | | 292 H | La.-Lafayette | 2 3 | | | |
| | | | | | | 317 N | Alabama A&M | 3 0 | | | |
| | | | | | | 322 N | Prairie View | 3 0 | | | |
| | | | | | | 326 A | Southern U. | 3 2 | | | |
| | | | | | | 328 N | N.C. Central | 3 0 | | | |
| | | | | | | LAST 10 GAMES | | | | | |
| 241 H Lamar | | | 3 0 | 230 A Abilene Christian | | | 0 3 | 288 H Nicholls St. | | | 3 1 |
| 211 H Sam Houston St. | | | 0 3 | 282 A Incarnate Word | | | 1 3 | 292 H La.-Lafayette | | | 2 3 |
| 239 H New Orleans | | | 1 3 | 276 H Northwestern St. | | | 3 1 | 317 N Alabama A&M | | | 3 0 |
| 214 H McNeese St. | | | 1 3 | 154 H Stephen F. Austin | | | 3 1 | 322 N Prairie View | | | 3 0 |
| 288 H Nicholls St. | | | 3 1 | 239 A New Orleans | | | 0 3 | 326 A Southern U. | | | 3 2 |

Non-Div. I Games:

Southeastern La.

| | | | | | | | | | | | |
|-------------------|----------|-----------|-----------|----------------|-------------|---------------|-------|-------------|-------|--------------|-------|
| Average RPI Win: | 271 | WON-LOST | WINNING | LAST 10 | STRENGTH OF | OPP. STRENGTH | TEAM | ADJ | CONF. | ADJ CONF. | |
| Average RPI Loss: | 162 | RECORD | PCT. RANK | GAMES | SCHEDULE | OF SCHEDULE | RPI | RPI | RPI | RPI | |
| DIV. I ONLY | 10- 16 | .38462 | 229 | 3- 7 | 270 | 240 | 264 | .43717 | 261 | 17 | 16 |
| DIV. I NON-CONF. | 6- 8 | .42857 | 192 | 1- 0 | 282 | 280 | 259 | .42828 | 258 | 18 | 17 |
| <hr/> | | | | | | | | | | | |
| TOTALS | RPI 1-25 | RPI 26-50 | | W-L RECORDS | | RPI 51-100 | | RPI 101-150 | | RPI 150+ | |
| 10- 16 | 0- 0 | 0- 1 | | OVERALL | | 0- 3 | | 0- 1 | | 10- 11 | |
| 6- 3 | 0- 0 | 0- 0 | | HOME | | 0- 0 | | 0- 1 | | 6- 2 | |
| 3- 8 | 0- 0 | 0- 1 | | AWAY | | 0- 2 | | 0- 0 | | 3- 5 | |
| 1- 5 | 0- 0 | 0- 0 | | NEUTRAL | | 0- 1 | | 0- 0 | | 1- 4 | |
| <hr/> | | | | | | | | | | | |
| 6- 8 | 0- 0 | 0- 0 | | NON-CONFERENCE | | 0- 1 | | 0- 0 | | 6- 7 | |
| 4- 0 | 0- 0 | 0- 0 | | HOME | | 0- 0 | | 0- 0 | | 4- 0 | |
| 1- 3 | 0- 0 | 0- 0 | | AWAY | | 0- 0 | | 0- 0 | | 1- 3 | |
| 1- 5 | 0- 0 | 0- 0 | | NEUTRAL | | 0- 1 | | 0- 0 | | 1- 4 | |
| <hr/> | | | | | | | | | | | |
| 4- 8 | 0- 0 | 0- 1 | | CONFERENCE | | 0- 2 | | 0- 1 | | 4- 4 | |
| 2- 3 | 0- 0 | 0- 0 | | HOME | | 0- 0 | | 0- 1 | | 2- 2 | |
| 2- 5 | 0- 0 | 0- 1 | | AWAY | | 0- 2 | | 0- 0 | | 2- 2 | |
| 0- 0 | 0- 0 | 0- 0 | | NEUTRAL | | 0- 0 | | 0- 0 | | 0- 0 | |
| <hr/> | | | | | | | | | | | |
| RPI | S | Opponent | Score | RPI | S | Opponent | Score | RPI | S | Opponent | Score |
| | | | | 35 | A | Dayton | 0 3 | 70 | A | Saint Louis | 1 3 |
| | | | | | | | | 93 | A | Rhode Island | 0 3 |
| | | | | | | | | 99 | N | Murray St. | 0 3 |
| | | | | | | | | | | | |
| | | | | | | | | | | | |
| | | | | | | | | | | | |
| | | | | | | | | | | | |
| | | | | | | | | | | | |
| | | | | | | | | | | | |
| | | | | | | | | | | | |
| | | | | | | | | | | | |
| | | | | | | | | | | | |
| | | | | | | | | | | | |
| | | | | | | | | | | | |
| | | | | | | | | | | | |
| | | | | | | | | | | | |
| | | | | | | | | | | | |
| | | | | | | | | | | | |
| | | | | | | | | | | | |
| | | | | | | | | | | | |
| | | | | | | | | | | | |
| | | | | | | | | | | | |
| | | | | | | | | | | | |
| | | | | | | | | | | | |
| | | | | | | | | | | | |
| | | | | | | | | | | | |
| | | | | | | | | | | | |
| | | | | | | | | | | | |
| | | | | | | | | | | | |
| | | | | | | | | | | | |
| | | | | | | | | | | | |
| | | | | | | | | | | | |
| | | | | | | | | | | | |
| | | | | | | | | | | | |
| | | | | | | | | | | | |
| | | | | | | | | | | | |
| | | | | | | | | | | | |
| | | | | | | | | | | | |
| | | | | | | | | | | | |
| | | | | | | | | | | | |
| | | | | | | | | | | | |
| | | | | | | | | | | | |
| | | | | | | | | | | | |
| | | | | | | | | | | | |
| | | | | | | | | | | | |
| | | | | | | | | | | | |
| | | | | | | | | | | | |
| | | | | | | | | | | | |
| | | | | | | | | | | | |
| | | | | | | | | | | | |
| | | | | | | | | | | | |
| | | | | | | | | | | | |
| | | | | | | | | | | | |
| | | | | | | | | | | | |
| | | | | | | | | | | | |
| | | | | | | | | | | | |
| | | | | | | | | | | | |
| | | | | | | | | | | | |
| | | | | | | | | | | | |
| | | | | | | | | | | | |
| | | | | | | | | | | | |
| | | | | | | | | | | | |
| | | | | | | | | | | | |
| | | | | | | | | | | | |
| | | | | | | | | | | | |
| | | | | | | | | | | | |
| | | | | | | | | | | | |
| | | | | | | | | | | | |
| | | | | | | | | | | | |
| | | | | | | | | | | | |
| | | | | | | | | | | | |
| | | | | | | | | | | | |
| | | | | | | | | | | | |
| | | | | | | | | | | | |
| | | | | | | | | | | | |
| | | | | | | | | | | | |
| | | | | | | | | | | | |
| | | | | | | | | | | | |
| | | | | | | | | | | | |

Non-Div. I Games:

Davidson

| Average RPI Win: | 283 | WON-LOST RECORD | WINNING PCT. RANK | LAST 10 GAMES | STRENGTH OF SCHEDULE | OPP. STRENGTH OF SCHEDULE | TEAM RPI | ADJ RPI | CONF. RPI | ADJ CONF. RPI | | |
|------------------|----------|-----------------|-------------------|----------------|----------------------|---------------------------|----------|-------------|-----------|-----------------------|-------|----|
| DIV. I ONLY | | 11- 16 | .40741 | 221 | 3- 7 | 273 | 283 | 265 | .43624 | 262 | 23 | 23 |
| DIV. I NON-CONF. | | 7- 8 | .46667 | 180 | 0- 1 | 218 | 327 | 230 | .45532 | 227 | 21 | 21 |
| <hr/> | | | | | | | | | | | | |
| TOTALS | RPI 1-25 | RPI 26-50 | | W-L RECORDS | | RPI 51-100 | | RPI 101-150 | | RPI 150+ | | |
| 11- 16 | 0- 0 | 0- 0 | | OVERALL | | 0- 5 | | 1- 2 | | 10- 9 | | |
| 5- 6 | 0- 0 | 0- 0 | | HOME | | 0- 2 | | 1- 1 | | 4- 3 | | |
| 2- 9 | 0- 0 | 0- 0 | | AWAY | | 0- 3 | | 0- 1 | | 2- 5 | | |
| 4- 1 | 0- 0 | 0- 0 | | NEUTRAL | | 0- 0 | | 0- 0 | | 4- 1 | | |
| 7- 8 | 0- 0 | 0- 0 | | NON-CONFERENCE | | 0- 3 | | 0- 0 | | 7- 5 | | |
| 2- 2 | 0- 0 | 0- 0 | | HOME | | 0- 1 | | 0- 0 | | 2- 1 | | |
| 1- 5 | 0- 0 | 0- 0 | | AWAY | | 0- 2 | | 0- 0 | | 1- 3 | | |
| 4- 1 | 0- 0 | 0- 0 | | NEUTRAL | | 0- 0 | | 0- 0 | | 4- 1 | | |
| 4- 8 | 0- 0 | 0- 0 | | CONFERENCE | | 0- 2 | | 1- 2 | | 3- 4 | | |
| 3- 4 | 0- 0 | 0- 0 | | HOME | | 0- 1 | | 1- 1 | | 2- 2 | | |
| 1- 4 | 0- 0 | 0- 0 | | AWAY | | 0- 1 | | 0- 1 | | 1- 2 | | |
| 0- 0 | 0- 0 | 0- 0 | | NEUTRAL | | 0- 0 | | 0- 0 | | 0- 0 | | |
| RPI | S | Opponent | Score | RPI | S | Opponent | Score | RPI | S | Opponent | Score | |
| | | | | | | 82 A New Mexico St. | 0 3 | | | 139 A CSU Bakersfield | 0 3 | |
| | | | | | | 82 H New Mexico St. | 0 3 | | | 139 H CSU Bakersfield | 3 0 | |
| | | | | | | 83 A A&M-Corpus Christi | 0 3 | | | 149 H Seattle | 1 3 | |
| | | | | | | 83 A A&M-Corpus Christi | 0 3 | | | 171 A UMKC | 1 3 | |
| | | | | | | 83 H A&M-Corpus Christi | 1 3 | | | 171 H UMKC | 1 3 | |
| | | | | | | | | | | 190 A Houston Baptist | 0 3 | |
| | | | | | | | | | | 198 H Utah Valley | 1 3 | |
| | | | | | | | | | | 225 H San Jose St. | 3 2 | |
| | | | | | | | | | | 235 N Tulane | 1 3 | |
| | | | | | | | | | | 239 A New Orleans | 2 3 | |
| | | | | | | | | | | 241 A Lamar | 1 3 | |
| | | | | | | | | | | 250 N Louisiana Tech | 3 1 | |
| | | | | | | | | | | 279 A Grand Canyon | 1 3 | |
| | | | | | | | | | | 279 H Grand Canyon | 3 0 | |
| | | | | | | | | | | 282 H Incarnate Word | 0 3 | |
| | | | | | | | | | | 306 A Chicago St. | 3 0 | |
| | | | | | | | | | | 306 H Chicago St. | 3 0 | |
| | | | | | | | | | | 311 N Texas Southern | 3 0 | |
| | | | | | | | | | | 316 N Jackson St. | 3 0 | |
| | | | | | | | | | | 322 A Prairie View | 3 0 | |
| | | | | | | | | | | 326 H Southern U. | 3 0 | |
| | | | | | | | | | | 333 N Alcorn | 3 0 | |
| LAST 10 GAMES | | | | | | | | | | | | |
| | | | | | | 139 H CSU Bakersfield | 3 0 | | | 239 A New Orleans | 2 3 | |
| | | | | | | 279 H Grand Canyon | 3 0 | | | 198 H Utah Valley | 1 3 | |
| | | | | | | 171 A UMKC | 1 3 | | | 149 H Seattle | 1 3 | |
| | | | | | | 306 A Chicago St. | 3 0 | | | 279 A Grand Canyon | 1 3 | |
| | | | | | | 82 H New Mexico St. | 0 3 | | | 139 A CSU Bakersfield | 0 3 | |

Non-Div. I Games:

UTRGV

| Average RPI Win: 289 | | WON-LOST | WINNING | LAST 10 | STRENGTH OF | OPP. STRENGTH | TEAM | ADJ | CONF. | ADJ CONF. | | |
|-----------------------|----------|----------|-----------|-----------|----------------|---------------|--------------------|------------|--------|--------------------|-------|----------|
| Average RPI Loss: 130 | | RECORD | PCT. RANK | GAMES | SCHEDULE | OF SCHEDULE | RPI | RPI | RPI | RPI | | |
| DIV. I ONLY | | 6- 22 | .21429 | 297 | 3- 7 | 109 | 243 | 263 | .43605 | 263 | 12 | 12 |
| DIV. I NON-CONF. | | 4- 10 | .28571 | 265 | 1- 0 | 201 | 304 | 276 | .42087 | 276 | 13 | 13 |
| <hr/> | | | | | | | | | | | | |
| TOTALS | | RPI 1-25 | | RPI 26-50 | | W-L RECORDS | | RPI 51-100 | | RPI 101-150 | | RPI 150+ |
| 6- 22 | 0- 0 | | | 0- 0 | OVERALL | | 0- 8 | | | | 0- 7 | 6- 7 |
| 4- 8 | 0- 0 | | | 0- 0 | HOME | | 0- 3 | | | | 0- 2 | 4- 3 |
| 1- 11 | 0- 0 | | | 0- 0 | AWAY | | 0- 4 | | | | 0- 3 | 1- 4 |
| 1- 3 | 0- 0 | | | 0- 0 | NEUTRAL | | 0- 1 | | | | 0- 2 | 1- 0 |
| <hr/> | | | | | | | | | | | | |
| 4- 10 | 0- 0 | | | 0- 0 | NON-CONFERENCE | | 0- 2 | | | | 0- 4 | 4- 4 |
| 3- 3 | 0- 0 | | | 0- 0 | HOME | | 0- 0 | | | | 0- 1 | 3- 2 |
| 0- 4 | 0- 0 | | | 0- 0 | AWAY | | 0- 1 | | | | 0- 1 | 0- 2 |
| 1- 3 | 0- 0 | | | 0- 0 | NEUTRAL | | 0- 1 | | | | 0- 2 | 1- 0 |
| <hr/> | | | | | | | | | | | | |
| 2- 12 | 0- 0 | | | 0- 0 | CONFERENCE | | 0- 6 | | | | 0- 3 | 2- 3 |
| 1- 5 | 0- 0 | | | 0- 0 | HOME | | 0- 3 | | | | 0- 1 | 1- 1 |
| 1- 7 | 0- 0 | | | 0- 0 | AWAY | | 0- 3 | | | | 0- 2 | 1- 2 |
| 0- 0 | 0- 0 | | | 0- 0 | NEUTRAL | | 0- 0 | | | | 0- 0 | 0- 0 |
| <hr/> | | | | | | | | | | | | |
| RPI S | Opponent | Score | RPI S | Opponent | Score | RPI S | Opponent | Score | RPI S | Opponent | Score | |
| | | | | | | 63 A | James Madison | 1 3 | 104 A | Hofstra | 2 3 | |
| | | | | | | 63 H | James Madison | 0 3 | 108 N | Loyola Chicago | 1 3 | |
| | | | | | | 64 A | UNCW | 0 3 | 110 A | Col. of Charleston | 0 3 | |
| | | | | | | 64 H | UNCW | 0 3 | 110 H | Col. of Charleston | 1 3 | |
| | | | | | | 79 A | Towson | 0 3 | 116 N | Kennesaw St. | 0 3 | |
| | | | | | | 79 H | Towson | 1 3 | 121 H | UNCG | 1 3 | |
| | | | | | | 90 N | Washington St. | 0 3 | 134 A | Valparaiso | 0 3 | |
| | | | | | | 91 A | Virginia Tech | 0 3 | 169 H | Wake Forest | 1 3 | |
| | | | | | | | | | 170 A | Delaware | 2 3 | |
| | | | | | | | | | 170 H | Delaware | 1 3 | |
| | | | | | | | | | 182 A | High Point | 2 3 | |
| | | | | | | | | | 223 A | Radford | 2 3 | |
| | | | | | | | | | 244 A | William & Mary | 3 1 | |
| | | | | | | | | | 244 H | William & Mary | 3 0 | |
| | | | | | | | | | 248 A | Northeastern | 1 3 | |
| | | | | | | | | | 261 H | Davidson | 3 0 | |
| | | | | | | | | | 309 H | Charleston So. | 1 3 | |
| | | | | | | | | | 324 H | N.C. A&T | 3 0 | |
| | | | | | | | | | 328 H | N.C. Central | 3 0 | |
| | | | | | | | | | 332 N | Savannah St. | 3 0 | |
| LAST 10 GAMES | | | | | | | | | | | | |
| | | | | | | 64 A | UNCW | 0 3 | 79 A | Towson | 0 3 | |
| | | | | | | 110 A | Col. of Charleston | 0 3 | 324 H | N.C. A&T | 3 0 | |
| | | | | | | 170 A | Delaware | 2 3 | 244 A | William & Mary | 3 1 | |
| | | | | | | 244 H | William & Mary | 3 0 | 64 H | UNCW | 0 3 | |
| | | | | | | 63 A | James Madison | 1 3 | 170 H | Delaware | 1 3 | |

Non-Div. I Games:

Elon

| Average RPI Win: | 290 | WON-LOST RECORD | WINNING PCT. RANK | LAST 10 GAMES | STRENGTH OF SCHEDULE | OPP. STRENGTH OF SCHEDULE | TEAM RPI | ADJ RPI | CONF. RPI | ADJ CONF. RPI | |
|------------------|----------|-----------------|-------------------|----------------|----------------------|---------------------------|-------------|---------|-----------|---------------------|-------|
| DIV. I ONLY | | 18- 12 | .6 114 | 7- 3 | 321 | 313 | 254 | .4344 | 264 | 30 | 30 |
| DIV. I NON-CONF. | | 7- 7 | .5 163 | 1- 0 | 332 | 318 | 309 | .38044 | 310 | 30 | 30 |
| <hr/> | | | | | | | | | | | |
| TOTALS | RPI 1-25 | RPI 26-50 | | W-L RECORDS | RPI 51-100 | | RPI 101-150 | | RPI 150+ | | |
| 18- 12 | 0- 0 | 0- 0 | | OVERALL | 0- 1 | | 0- 0 | | 18- 11 | | |
| 7- 4 | 0- 0 | 0- 0 | | HOME | 0- 0 | | 0- 0 | | 7- 4 | | |
| 6- 6 | 0- 0 | 0- 0 | | AWAY | 0- 1 | | 0- 0 | | 6- 5 | | |
| 5- 2 | 0- 0 | 0- 0 | | NEUTRAL | 0- 0 | | 0- 0 | | 5- 2 | | |
| <hr/> | | | | | | | | | | | |
| 7- 7 | 0- 0 | 0- 0 | | NON-CONFERENCE | 0- 1 | | 0- 0 | | 7- 6 | | |
| 1- 1 | 0- 0 | 0- 0 | | HOME | 0- 0 | | 0- 0 | | 1- 1 | | |
| 1- 4 | 0- 0 | 0- 0 | | AWAY | 0- 1 | | 0- 0 | | 1- 3 | | |
| 5- 2 | 0- 0 | 0- 0 | | NEUTRAL | 0- 0 | | 0- 0 | | 5- 2 | | |
| <hr/> | | | | | | | | | | | |
| 11- 5 | 0- 0 | 0- 0 | | CONFERENCE | 0- 0 | | 0- 0 | | 11- 5 | | |
| 6- 3 | 0- 0 | 0- 0 | | HOME | 0- 0 | | 0- 0 | | 6- 3 | | |
| 5- 2 | 0- 0 | 0- 0 | | AWAY | 0- 0 | | 0- 0 | | 5- 2 | | |
| 0- 0 | 0- 0 | 0- 0 | | NEUTRAL | 0- 0 | | 0- 0 | | 0- 0 | | |
| <hr/> | | | | | | | | | | | |
| RPI S | Opponent | Score | RPI S | Opponent | Score | RPI S | Opponent | Score | RPI S | Opponent | Score |
| | | | | | | 79 A | Towson | 0 3 | 197 A | Marist | 3 1 |
| | | | | | | | | | 197 H | Marist | 2 3 |
| | | | | | | | | | 199 A | Siena | 1 3 |
| | | | | | | | | | 199 H | Siena | 3 2 |
| | | | | | | | | | 213 H | Fairfield | 0 3 |
| | | | | | | | | | 226 H | Stony Brook | 3 1 |
| | | | | | | | | | 238 A | UMES | 1 3 |
| | | | | | | | | | 269 A | Rider | 3 1 |
| | | | | | | | | | 269 H | Rider | 2 3 |
| | | | | | | | | | 272 A | Bradley | 2 3 |
| | | | | | | | | | 273 N | Weber St. | 0 3 |
| | | | | | | | | | 275 H | Fordham | 1 3 |
| | | | | | | | | | 280 N | Coppin St. | 3 1 |
| | | | | | | | | | 293 A | NJIT | 3 0 |
| | | | | | | | | | 295 A | Niagara | 3 1 |
| | | | | | | | | | 295 H | Niagara | 3 1 |
| | | | | | | | | | 300 A | Iona | 3 0 |
| | | | | | | | | | 300 H | Iona | 3 0 |
| | | | | | | | | | 303 A | Canisius | 0 3 |
| | | | | | | | | | 303 H | Canisius | 3 0 |
| | | | | | | | | | 310 N | Loyola Maryland | 1 3 |
| | | | | | | | | | 312 A | Fairleigh Dickinson | 1 3 |
| | | | | | | | | | 319 A | Saint Peter's | 3 1 |
| | | | | | | | | | 319 H | Saint Peter's | 3 0 |
| | | | | | | | | | 321 N | Saint Francis (PA) | 3 0 |
| | | | | | | | | | 323 N | Delaware St. | 3 2 |
| | | | | | | | | | 325 N | UMass Lowell | 3 1 |
| | | | | | | | | | | | |
| | | | | | | | | | | | |
| | | | | | | | | | | | |
| | | | | | | | | | | | |
| | | | | | | | | | | | |
| | | | | | | | | | | | |
| | | | | | | | | | | | |
| | | | | | | | | | | | |
| | | | | | | | | | | | |
| | | | | | | | | | | | |
| | | | | | | | | | | | |
| | | | | | | | | | | | |
| | | | | | | | | | | | |
| | | | | | | | | | | | |
| | | | | | | | | | | | |
| | | | | | | | | | | | |
| | | | | | | | | | | | |
| | | | | | | | | | | | |
| | | | | | | | | | | | |
| | | | | | | | | | | | |
| | | | | | | | | | | | |
| | | | | | | | | | | | |
| | | | | | | | | | | | |
| | | | | | | | | | | | |
| | | | | | | | | | | | |
| | | | | | | | | | | | |
| | | | | | | | | | | | |
| | | | | | | | | | | | |
| | | | | | | | | | | | |
| | | | | | | | | | | | |
| | | | | | | | | | | | |
| | | | | | | | | | | | |
| | | | | | | | | | | | |
| | | | | | | | | | | | |
| | | | | | | | | | | | |
| | | | | | | | | | | | |
| | | | | | | | | | | | |
| | | | | | | | | | | | |
| | | | | | | | | | | | |
| | | | | | | | | | | | |
| | | | | | | | | | | | |
| | | | | | | | | | | | |
| | | | | | | | | | | | |
| | | | | | | | | | | | |
| | | | | | | | | | | | |
| | | | | | | | | | | | |
| | | | | | | | | | | | |
| | | | | | | | | | | | |
| | | | | | | | | | | | |
| | | | | | | | | | | | |
| | | | | | | | | | | | |
| | | | | | | | | | | | |
| | | | | | | | | | | | |
| | | | | </ | | | | | | | |

Non-Div. I Games:

Manhattan

| RPI | S | Opponent | Score | |
|-----|---|--------------|-------|---|
| 328 | N | N.C. Central | 3 | 0 |
| 330 | H | Quinnipiac | 3 | 0 |

Manhattan

M
a
n
h
a
t
t
a
n

M
a
n
h
a
t
t
a
n

| | | | | | | | | | | | | |
|---------------------------------------|------------|--------------------|----------------------|------------------|-------------------------|------------------------------|---------------------|------------|--------------|------------------|----------|----|
| Average RPI Win: Average RPI Loss: | 260 163 | WON-LOST RECORD | WINNING PCT. RANK | LAST 10 GAMES | STRENGTH OF SCHEDULE | OPP. STRENGTH OF SCHEDULE | TEAM RPI | ADJ RPI | CONF. RPI | ADJ CONF. RPI | | |
| DIV. I ONLY | | 8- 18 | .30769 | 264 | 4- 6 | 215 | 253 | 268 | .4323 | 265 | 28 | 28 |
| DIV. I NON-CONF. | | 3- 12 | .2 | 285 | 0- 1 | 126 | 206 | 251 | .43242 | 251 | 28 | 28 |
| <hr/> | | | | | | | | | | | | |
| TOTALS | RPI 1-25 | RPI 26-50 | | | W-L RECORDS | | RPI 51-100 | | RPI 101-150 | | RPI 150+ | |
| 8- 18 | 0- 0 | 0- 0 | | | OVERALL | | 0- 4 | | 0- 5 | | 8- 9 | |
| 4- 3 | 0- 0 | 0- 0 | | | HOME | | 0- 0 | | 0- 1 | | 4- 2 | |
| 1- 8 | 0- 0 | 0- 0 | | | AWAY | | 0- 2 | | 0- 2 | | 1- 4 | |
| 3- 7 | 0- 0 | 0- 0 | | | NEUTRAL | | 0- 2 | | 0- 2 | | 3- 3 | |
| <hr/> | | | | | | | | | | | | |
| 3- 12 | 0- 0 | 0- 0 | | | NON-CONFERENCE | | 0- 4 | | 0- 3 | | 3- 5 | |
| 0- 1 | 0- 0 | 0- 0 | | | HOME | | 0- 0 | | 0- 0 | | 0- 1 | |
| 0- 4 | 0- 0 | 0- 0 | | | AWAY | | 0- 2 | | 0- 1 | | 0- 1 | |
| 3- 7 | 0- 0 | 0- 0 | | | NEUTRAL | | 0- 2 | | 0- 2 | | 3- 3 | |
| <hr/> | | | | | | | | | | | | |
| 5- 6 | 0- 0 | 0- 0 | | | CONFERENCE | | 0- 0 | | 0- 2 | | 5- 4 | |
| 4- 2 | 0- 0 | 0- 0 | | | HOME | | 0- 0 | | 0- 1 | | 4- 1 | |
| 1- 4 | 0- 0 | 0- 0 | | | AWAY | | 0- 0 | | 0- 1 | | 1- 3 | |
| 0- 0 | 0- 0 | 0- 0 | | | NEUTRAL | | 0- 0 | | 0- 0 | | 0- 0 | |
| <hr/> | | | | | | | | | | | | |
| RPI S | Opponent | Score | RPI S | Opponent | Score | RPI S | Opponent | Score | RPI S | Opponent | Score | |
| | | | | | | 72 A | Cleveland St. | 0 3 | 101 A | Temple | 0 3 | |
| | | | | | | 79 N | Towson | 0 3 | 108 N | Loyola Chicago | 0 3 | |
| | | | | | | 80 N | Cincinnati | 0 3 | 131 A | Albany (NY) | 0 3 | |
| | | | | | | 89 A | Fla. Atlantic | 0 3 | 131 H | Albany (NY) | 2 3 | |
| | | | | | | | | | 140 N | Seton Hall | 2 3 | |
| | | | | | | | | | 165 A | New Hampshire | 0 3 | |
| | | | | | | | | | 165 H | New Hampshire | 0 3 | |
| | | | | | | | | | 186 N | Duquesne | 3 2 | |
| | | | | | | | | | 199 H | Siena | 2 3 | |
| | | | | | | | | | 216 N | Stetson | 3 2 | |
| | | | | | | | | | 226 A | Stony Brook | 0 3 | |
| | | | | | | | | | 226 H | Stony Brook | 3 2 | |
| | | | | | | | | | 233 N | Central Mich. | 2 3 | |
| | | | | | | | | | 235 N | Ga. Southern | 0 3 | |
| | | | | | | | | | 242 A | UMBC | 1 3 | |
| | | | | | | | | | 242 H | UMBC | 3 1 | |
| | | | | | | | | | 258 N | Montana | 3 2 | |
| | | | | | | | | | 268 N | Bethune-Cookman | 2 3 | |
| | | | | | | | | | 278 A | Cornell | 1 3 | |
| | | | | | | | | | 315 A | Hartford | 3 1 | |
| | | | 315 H | Hartford | 3 0 | | | | | | | |
| | | | 325 H | UMass Lowell | 3 2 | | | | | | | |
| | | | LAST 10 GAMES | | | | | | | | | |
| | | | 226 H Stony Brook | | | 3 2 | 199 H Siena | | | 2 3 | | |
| | | | 242 H UMBC | | | 3 1 | 325 H UMass Lowell | | | 3 2 | | |
| | | | 315 A Hartford | | | 3 1 | 242 A UMBC | | | 1 3 | | |
| | | | 165 A New Hampshire | | | 0 3 | 226 A Stony Brook | | | 0 3 | | |
| | | | 131 A Albany (NY) | | | 0 3 | 165 H New Hampshire | | | 0 3 | | |

Non-Div. I Games:

Binghamton

| Average RPI Win: 274 | | WON-LOST RECORD | | WINNING PCT. RANK | | LAST 10 GAMES | | STRENGTH OF SCHEDULE | | OPP. STRENGTH OF SCHEDULE | | TEAM RPI | | ADJ RPI | | CONF. RPI | | ADJ CONF. RPI | |
|----------------------|---|-----------------|------------------|-------------------|-----|----------------|----------|----------------------|-------|---------------------------|---|----------|------------------|------------|--|-----------|--|---------------|--|
| DIV. I ONLY | | 8- 20 | | .28571 276 | | 1- 9 | | 213 | | 193 | | 267 | | .4322 266 | | 7 | | 7 | |
| DIV. I NON-CONF. | | 6- 8 | | .42857 192 | | 0- 0 | | 289 | | 289 | | 274 | | .42139 275 | | 8 | | 8 | |
| TOTALS | | RPI 1-25 | | RPI 26-50 | | W-L RECORDS | | RPI 51-100 | | RPI 101-150 | | RPI 150+ | | | | | | | |
| 8- 20 | | 0- 0 | | 0- 2 | | OVERALL | | 0- 6 | | 0- 3 | | 8- 9 | | | | | | | |
| 4- 6 | | 0- 0 | | 0- 2 | | HOME | | 0- 2 | | 0- 1 | | 4- 1 | | | | | | | |
| 2- 10 | | 0- 0 | | 0- 0 | | AWAY | | 0- 4 | | 0- 2 | | 2- 4 | | | | | | | |
| 2- 4 | | 0- 0 | | 0- 0 | | NEUTRAL | | 0- 0 | | 0- 0 | | 2- 4 | | | | | | | |
| 6- 8 | | 0- 0 | | 0- 0 | | NON-CONFERENCE | | 0- 1 | | 0- 0 | | 6- 7 | | | | | | | |
| 2- 1 | | 0- 0 | | 0- 0 | | HOME | | 0- 0 | | 0- 0 | | 2- 1 | | | | | | | |
| 2- 3 | | 0- 0 | | 0- 0 | | AWAY | | 0- 1 | | 0- 0 | | 2- 2 | | | | | | | |
| 2- 4 | | 0- 0 | | 0- 0 | | NEUTRAL | | 0- 0 | | 0- 0 | | 2- 4 | | | | | | | |
| 2- 12 | | 0- 0 | | 0- 2 | | CONFERENCE | | 0- 5 | | 0- 3 | | 2- 2 | | | | | | | |
| 2- 5 | | 0- 0 | | 0- 2 | | HOME | | 0- 2 | | 0- 1 | | 2- 0 | | | | | | | |
| 0- 7 | | 0- 0 | | 0- 0 | | AWAY | | 0- 3 | | 0- 2 | | 0- 2 | | | | | | | |
| 0- 0 | | 0- 0 | | 0- 0 | | NEUTRAL | | 0- 0 | | 0- 0 | | 0- 0 | | | | | | | |
| RPI | S | Opponent | | Score | RPI | S | Opponent | | Score | RPI | S | Opponent | | Score | | | | | |
| | | 33 | H Wichita St. | 0 3 | | | 52 | A Southern Ill. | 0 3 | | | 108 | A Loyola Chicago | 1 3 | | | | | |
| | | 40 | H Missouri St. | 0 3 | | | 52 | H Southern Ill. | 1 3 | | | 108 | H Loyola Chicago | 0 3 | | | | | |
| | | | | | | | 55 | A UNI | 2 3 | | | 132 | A Indiana St. | 1 3 | | | | | |
| | | | | | | | 55 | H UNI | 0 3 | | | 184 | N Omaha | 2 3 | | | | | |
| | | | | | | | 58 | A Illinois St. | 0 3 | | | 185 | N Eastern Ill. | 0 3 | | | | | |
| | | | | | | | 98 | A Tennessee | 1 3 | | | 191 | A DePaul | 1 3 | | | | | |
| | | | | | | | | | | | | 193 | A Drake | 0 3 | | | | | |
| | | | | | | | | | | | | 193 | H Drake | 3 1 | | | | | |
| | | | | | | | | | | | | 200 | H Northern Ky. | 0 3 | | | | | |
| | | | | | | | | | | | | 225 | N San Jose St. | 1 3 | | | | | |
| | | | | | | | | | | | | 233 | A Central Mich. | 3 1 | | | | | |
| | | | | | | | | | | | | 245 | A Wright St. | 0 3 | | | | | |
| | | | | | | | | | | | | 272 | A Bradley | 2 3 | | | | | |
| | | | | | | | | | | | | 272 | H Bradley | 3 1 | | | | | |
| | | | | | | | | | | | | 286 | A Austin Peay | 3 2 | | | | | |
| | | | | | | | | | | | | 287 | N Toledo | 2 3 | | | | | |
| | | | | | | | | | | | | 290 | N Tennessee Tech | 3 2 | | | | | |
| | | | | | | | | | | | | 295 | N Niagara | 3 1 | | | | | |
| | | | | | | | | | | | | 305 | H Western Ill. | 3 0 | | | | | |
| | | | | | | | | | | | | 316 | H Jackson St. | 3 0 | | | | | |
| LAST 10 GAMES | | | | | | | | | | | | | | | | | | | |
| | | 52 | A Southern Ill. | 0 3 | | | 55 | H UNI | 0 3 | | | | | | | | | | |
| | | 40 | H Missouri St. | 0 3 | | | 132 | A Indiana St. | 1 3 | | | | | | | | | | |
| | | 108 | A Loyola Chicago | 1 3 | | | 58 | A Illinois St. | 0 3 | | | | | | | | | | |
| | | 272 | A Bradley | 2 3 | | | 52 | H Southern Ill. | 1 3 | | | | | | | | | | |
| | | 193 | H Drake | 3 1 | | | 33 | H Wichita St. | 0 3 | | | | | | | | | | |

Non-Div. I Games:

Evansville

| Average RPI Win: | | 260 | WON-LOST RECORD | | WINNING PCT. RANK | | LAST 10 GAMES | | STRENGTH OF SCHEDULE | | OPP. STRENGTH OF SCHEDULE | | TEAM RPI | | ADJ RPI | | CONF. RPI | | ADJ CONF. RPI | | | | |
|-------------------|---|-------------|-----------------|-----------|-------------------|----------------|---------------|------------|----------------------|-------------|---------------------------|----------|----------|---------------|---------|-------|-----------|-----|---------------|-------------------|--|---|---|
| Average RPI Loss: | | 169 | | | | | | | | | | | | | | | | | | | | | |
| DIV. I ONLY | | | 8- 23 | | .25806 | 289 | 2- 8 | | 150 | | 265 | | 266 | | .43155 | | 267 | 27 | | 27 | | | |
| DIV. I NON-CONF. | | | 4- 13 | | .23529 | 277 | 0- 0 | | 91 | | 212 | | 232 | | .45468 | | 229 | 26 | | 25 | | | |
| TOTALS | | RPI 1-25 | | RPI 26-50 | | W-L RECORDS | | RPI 51-100 | | RPI 101-150 | | RPI 150+ | | | | | | | | | | | |
| 8- 23 | | 0- 1 | | 0- 1 | | OVERALL | | 1- 6 | | 0- 2 | | 7- 13 | | | | | | | | | | | |
| 3- 3 | | 0- 0 | | 0- 0 | | HOME | | 0- 1 | | 0- 0 | | 3- 2 | | | | | | | | | | | |
| 3- 11 | | 0- 0 | | 0- 0 | | AWAY | | 1- 4 | | 0- 1 | | 2- 6 | | | | | | | | | | | |
| 2- 9 | | 0- 1 | | 0- 1 | | NEUTRAL | | 0- 1 | | 0- 1 | | 2- 5 | | | | | | | | | | | |
| 4- 13 | | 0- 1 | | 0- 1 | | NON-CONFERENCE | | 1- 4 | | 0- 2 | | 3- 5 | | | | | | | | | | | |
| 0- 0 | | 0- 0 | | 0- 0 | | HOME | | 0- 0 | | 0- 0 | | 0- 0 | | | | | | | | | | | |
| 2- 4 | | 0- 0 | | 0- 0 | | AWAY | | 1- 3 | | 0- 1 | | 1- 0 | | | | | | | | | | | |
| 2- 9 | | 0- 1 | | 0- 1 | | NEUTRAL | | 0- 1 | | 0- 1 | | 2- 5 | | | | | | | | | | | |
| 4- 10 | | 0- 0 | | 0- 0 | | CONFERENCE | | 0- 2 | | 0- 0 | | 4- 8 | | | | | | | | | | | |
| 3- 3 | | 0- 0 | | 0- 0 | | HOME | | 0- 1 | | 0- 0 | | 3- 2 | | | | | | | | | | | |
| 1- 7 | | 0- 0 | | 0- 0 | | AWAY | | 0- 1 | | 0- 0 | | 1- 6 | | | | | | | | | | | |
| 0- 0 | | 0- 0 | | 0- 0 | | NEUTRAL | | 0- 0 | | 0- 0 | | 0- 0 | | | | | | | | | | | |
| RPI | S | Opponent | | Score | | RPI | S | Opponent | | Score | | RPI | S | Opponent | | Score | | | | | | | |
| 20 | N | Western Ky. | | 0 | 3 | 35 | N | Dayton | | 0 | 3 | 52 | A | Southern Ill. | | 0 | 3 | 132 | A | Indiana St. | | 0 | 3 |
| | | | | | | | | | | | | 70 | A | Saint Louis | | 0 | 3 | 135 | N | North Dakota | | 0 | 3 |
| | | | | | | | | | | | | 75 | A | Ole Miss | | 3 | 2 | 180 | A | Belmont | | 1 | 3 |
| | | | | | | | | | | | | 81 | A | Georgia Tech | | 0 | 3 | 185 | A | Eastern Ill. | | 1 | 3 |
| | | | | | | | | | | | | 92 | N | Coastal Caro. | | 0 | 3 | 185 | H | Eastern Ill. | | 2 | 3 |
| | | | | | | | | | | | | 99 | A | Murray St. | | 1 | 3 | 191 | N | Eastern Mich. | | 2 | 3 |
| | | | | | | | | | | | | 99 | H | Murray St. | | 0 | 3 | 199 | N | Siena | | 1 | 3 |
| | | | | | | | | | | | | | | | | | | 208 | N | USC Upstate | | 1 | 3 |
| | | | | | | | | | | | | | | | | | | 214 | N | McNeese St. | | 2 | 3 |
| | | | | | | | | | | | | | | | | | | 232 | H | Eastern Ky. | | 3 | 1 |
| | | | | | | | | | | | | | | | | | | 247 | A | Southeast Mo. St. | | 3 | 0 |
| | | | | | | | | | | | | | | | | | | 270 | A | Tennessee St. | | 2 | 3 |
| | | | | | | | | | | | | | | | | | | 274 | N | IPFW | | 1 | 3 |
| | | | | | | | | | | | | | | | | | | 281 | H | Morehead St. | | 0 | 3 |
| | | | | | | | | | | | | | | | | | | 286 | A | Austin Peay | | 1 | 3 |
| | | | | | | | | | | | | | | | | | | 286 | H | Austin Peay | | 3 | 0 |
| | | | | | | | | | | | | | | | | | | 293 | A | SIUE | | 2 | 3 |
| | | | | | | | | | | | | | | | | | | 293 | H | SIUE | | 3 | 1 |
| | | | | | | | | | | | | | | | | | | 299 | N | Citadel | | 3 | 1 |
| | | | | | | | | | | | | | | | | | | 301 | A | Jacksonville St. | | 0 | 3 |
| | | | | | | | | | | | | | | | | | | 317 | A | Alabama A&M | | 3 | 2 |
| | | | | | | | | | | | | | | | | | | 327 | N | Ark.-Pine Bluff | | 3 | 0 |
| LAST 10 GAMES | | | | | | | | | | | | | | | | | | | | | | | |
| | | | | | | | | | | | | | | | | | | | | | | | |
| | | | | | | | | | | | | | | | | | | | | | | | |
| | | | | | | | | | | | | | | | | | | | | | | | |
| | | | | | | | | | | | | | | | | | | | | | | | |
| | | | | | | | | | | | | | | | | | | | | | | | |
| | | | | | | | | | | | | | | | | | | | | | | | |
| | | | | | | | | | | | | | | | | | | | | | | | |
| | | | | | | | | | | | | | | | | | | | | | | | |
| | | | | | | | | | | | | | | | | | | | | | | | |
| | | | | | | | | | | | | | | | | | | | | | | | |
| | | | | | | | | | | | | | | | | | | | | | | | |
| | | | | | | | | | | | | | | | | | | | | | | | |
| | | | | | | | | | | | | | | | | | | | | | | | |
| | | | | | | | | | | | | | | | | | | | | | | | |
| | | | | | | | | | | | | | | | | | | | | | | | |
| | | | | | | | | | | | | | | | | | | | | | | | |
| | | | | | | | | | | | | | | | | | | | | | | | |
| | | | | | | | | | | | | | | | | | | | | | | | |
| | | | | | | | | | | | | | | | | | | | | | | | |
| | | | | | | | | | | | | | | | | | | | | | | | |
| | | | | | | | | | | | | | | | | | | | | | | | |
| | | | | | | | | | | | | | | | | | | | | | | | |
| | | | | | | | | | | | | | | | | | | | | | | | |

Non-Div. I Games:

UT Martin

| Average RPI Win: | 301 | WON-LOST RECORD | WINNING PCT. RANK | LAST 10 GAMES | STRENGTH OF SCHEDULE | OPP. STRENGTH OF SCHEDULE | TEAM RPI | ADJ RPI | CONF. RPI | ADJ CONF. RPI | |
|------------------|----------|-----------------|-------------------|--------------------------|----------------------|---------------------------|--------------------|--------------------------|-----------|---------------|-------|
| DIV. I ONLY | | 13- 15 | .46429 190 | 7- 3 | 302 | 289 | 269 | .43124 268 | 31 | 31 | |
| DIV. I NON-CONF. | | 3- 14 | .17647 295 | 0- 2 | 133 | 169 | 262 | .4272 261 | 31 | 31 | |
| <hr/> | | | | | | | | | | | |
| TOTALS | RPI 1-25 | RPI 26-50 | | W-L RECORDS | | RPI 51-100 | | RPI 101-150 | | RPI 150+ | |
| 13- 15 | 0- 0 | 0- 0 | | OVERALL | | 0- 5 | | 0- 2 | | 13- 8 | |
| 6- 2 | 0- 0 | 0- 0 | | HOME | | 0- 1 | | 0- 0 | | 6- 1 | |
| 5- 7 | 0- 0 | 0- 0 | | AWAY | | 0- 3 | | 0- 0 | | 5- 4 | |
| 2- 6 | 0- 0 | 0- 0 | | NEUTRAL | | 0- 1 | | 0- 2 | | 2- 3 | |
| 3- 14 | 0- 0 | 0- 0 | | NON-CONFERENCE | | 0- 5 | | 0- 2 | | 3- 7 | |
| 1- 2 | 0- 0 | 0- 0 | | HOME | | 0- 1 | | 0- 0 | | 1- 1 | |
| 0- 6 | 0- 0 | 0- 0 | | AWAY | | 0- 3 | | 0- 0 | | 0- 3 | |
| 2- 6 | 0- 0 | 0- 0 | | NEUTRAL | | 0- 1 | | 0- 2 | | 2- 3 | |
| 10- 1 | 0- 0 | 0- 0 | | CONFERENCE | | 0- 0 | | 0- 0 | | 10- 1 | |
| 5- 0 | 0- 0 | 0- 0 | | HOME | | 0- 0 | | 0- 0 | | 5- 0 | |
| 5- 1 | 0- 0 | 0- 0 | | AWAY | | 0- 0 | | 0- 0 | | 5- 1 | |
| 0- 0 | 0- 0 | 0- 0 | | NEUTRAL | | 0- 0 | | 0- 0 | | 0- 0 | |
| RPI | S | Opponent | Score | RPI | S | Opponent | Score | RPI | S | Opponent | Score |
| | | | | | | 74 A American | 0 3 | 129 N St. John's (NY) | | 0 3 | |
| | | | | | | 85 A FGCU | 0 3 | 149 N Seattle | | 0 3 | |
| | | | | | | 85 H FGCU | 1 3 | 156 A North Florida | | 0 3 | |
| | | | | | | 89 A Fla. Atlantic | 0 3 | 156 H North Florida | | 1 3 | |
| | | | | | | 89 N Fla. Atlantic | 0 3 | 158 A FIU | | 1 3 | |
| | | | | | | | | 166 A St. Mary's (CA) | | 0 3 | |
| | | | | | | | | 205 N Fresno St. | | 0 3 | |
| | | | | | | | | 216 H Stetson | | 3 1 | |
| | | | | | | | | 216 N Stetson | | 3 0 | |
| | | | | | | | | 220 N Campbell | | 0 3 | |
| | | | | | | | | 234 A Howard | | 2 3 | |
| | | | | | | | | 235 N Ga. Southern | | 0 3 | |
| | | | | | | | | 265 N Binghamton | | 3 2 | |
| | | | | | | | | 298 A Florida A&M | | 3 0 | |
| | | | | | | | | 298 H Florida A&M | | 3 0 | |
| | | | | | | | | 324 A N.C. A&T | | 3 1 | |
| | | | | | | | | 324 H N.C. A&T | | 3 1 | |
| | | | | | | | | 328 A N.C. Central | | 3 1 | |
| | | | | | | | | 328 H N.C. Central | | 3 0 | |
| | | | | | | | | 329 A South Carolina St. | | 3 0 | |
| | | | | | | | | 329 H South Carolina St. | | 3 1 | |
| | | | | | | | | 332 A Savannah St. | | 3 0 | |
| | | | | | | | | 332 H Savannah St. | | 3 0 | |
| | | | | LAST 10 GAMES | | | | | | | |
| | | | | 328 A N.C. Central | | 3 1 | 74 A American | 0 3 | | | |
| | | | | 324 A N.C. A&T | | 3 1 | 234 A Howard | 2 3 | | | |
| | | | | 298 A Florida A&M | | 3 0 | 85 A FGCU | 0 3 | | | |
| | | | | 329 H South Carolina St. | | 3 1 | 328 H N.C. Central | 3 0 | | | |
| | | | | 332 H Savannah St. | | 3 0 | 324 H N.C. A&T | 3 1 | | | |

Non-Div. I Games:

Bethune-Cookman

| Average RPI Win: 289 | | WON-LOST | WINNING | LAST 10 | STRENGTH OF | | OPP. STRENGTH | TEAM | ADJ | CONF. | ADJ CONF. |
|-----------------------|----------|----------|---------------|----------------|-------------|-------|---------------|-------|-------------|----------------------|-----------|
| Average RPI Loss: 252 | | RECORD | PCT. RANK | GAMES | SCHEDULE | | OF SCHEDULE | RPI | RPI | RPI | RPI |
| DIV. I ONLY | | 16- 14 | .53333 | 157 | 5- 5 | | 304 | 324 | 261 | .42993 | 269 |
| DIV. I NON-CONF. | | 5- 9 | .35714 | 240 | 0- 0 | | 319 | 329 | 314 | .3678 | 314 |
| TOTALS | | RPI 1-25 | RPI 26-50 | | W-L RECORDS | | RPI 51-100 | | RPI 101-150 | | RPI 150+ |
| 16- 14 | 0- 0 | 0- 0 | | OVERALL | | 0- 0 | | 0- 1 | | 16- 13 | |
| 7- 2 | 0- 0 | 0- 0 | | HOME | | 0- 0 | | 0- 0 | | 7- 2 | |
| 5- 7 | 0- 0 | 0- 0 | | AWAY | | 0- 0 | | 0- 0 | | 5- 7 | |
| 4- 5 | 0- 0 | 0- 0 | | NEUTRAL | | 0- 0 | | 0- 1 | | 4- 4 | |
| 5- 9 | 0- 0 | 0- 0 | | NON-CONFERENCE | | 0- 0 | | 0- 1 | | 5- 8 | |
| 0- 0 | 0- 0 | 0- 0 | | HOME | | 0- 0 | | 0- 0 | | 0- 0 | |
| 1- 4 | 0- 0 | 0- 0 | | AWAY | | 0- 0 | | 0- 0 | | 1- 4 | |
| 4- 5 | 0- 0 | 0- 0 | | NEUTRAL | | 0- 0 | | 0- 1 | | 4- 4 | |
| 11- 5 | 0- 0 | 0- 0 | | CONFERENCE | | 0- 0 | | 0- 0 | | 11- 5 | |
| 7- 2 | 0- 0 | 0- 0 | | HOME | | 0- 0 | | 0- 0 | | 7- 2 | |
| 4- 3 | 0- 0 | 0- 0 | | AWAY | | 0- 0 | | 0- 0 | | 4- 3 | |
| 0- 0 | 0- 0 | 0- 0 | | NEUTRAL | | 0- 0 | | 0- 0 | | 0- 0 | |
| RPI S | Opponent | Score | RPI S | Opponent | Score | RPI S | Opponent | Score | RPI S | Opponent | Score |
| | | | | | | | | | 134 N | Valparaiso | 1 3 |
| | | | | | | | | | 197 A | Marist | 1 3 |
| | | | | | | | | | 197 H | Marist | 3 1 |
| | | | | | | | | | 199 A | Siena | 0 3 |
| | | | | | | | | | 199 H | Siena | 3 2 |
| | | | | | | | | | 213 A | Fairfield | 3 1 |
| | | | | | | | | | 213 H | Fairfield | 1 3 |
| | | | | | | | | | 238 A | UMES | 1 3 |
| | | | | | | | | | 238 A | UMES | 2 3 |
| | | | | | | | | | 264 A | Manhattan | 3 2 |
| | | | | | | | | | 264 H | Manhattan | 1 3 |
| | | | | | | | | | 275 N | Fordham | 0 3 |
| | | | | | | | | | 280 N | Coppin St. | 1 3 |
| | | | | | | | | | 283 N | Morgan St. | 3 2 |
| | | | | | | | | | 285 A | Lafayette | 2 3 |
| | | | | | | | | | 293 N | NJIT | 2 3 |
| | | | | | | | | | 293 N | NJIT | 1 3 |
| | | | | | | | | | 295 H | Niagara | 3 1 |
| | | | | | | | | | 300 A | Iona | 1 3 |
| | | | | | | | | | 300 H | Iona | 3 0 |
| | | | | | | | | | 303 H | Canisius | 3 1 |
| | | | | | | | | | 312 A | Fairleigh Dickinson | 2 3 |
| | | | | | | | | | 314 A | St. Francis Brooklyn | 3 1 |
| | | | | | | | | | 314 N | St. Francis Brooklyn | 3 0 |
| | | | | | | | | | 319 A | Saint Peter's | 3 0 |
| | | | | | | | | | 319 H | Saint Peter's | 3 0 |
| | | | | | | | | | 325 N | UMass Lowell | 3 1 |
| | | | LAST 10 GAMES | | | | | | | | |
| | | | 213 H | Fairfield | 1 3 | 199 A | Siena | 0 3 | | | |
| | | | 330 H | Quinnipiac | 3 1 | 303 H | Canisius | 3 1 | | | |
| | | | 319 H | Saint Peter's | 3 0 | 295 H | Niagara | 3 1 | | | |
| | | | 264 H | Manhattan | 1 3 | 300 A | Iona | 1 3 | | | |
| | | | 197 A | Marist | 1 3 | 264 A | Manhattan | 3 2 | | | |

Non-Div. I Games:

Rider

| RPI | S | Opponent | Score | |
|-----|---|--------------|-------|---|
| 325 | N | UMass Lowell | 3 | 1 |
| 330 | A | Quinnipiac | 3 | 0 |
| 330 | H | Quinnipiac | 3 | 1 |

Rider

R
i
d
e
r

R
i
d
e
r

| Average RPI Win: 285 | | WON-LOST | WINNING | LAST 10 | STRENGTH OF | | OPP. STRENGTH | TEAM | ADJ | CONF. | ADJ CONF. |
|-----------------------|----------|----------|-----------|----------------|-------------|-------|------------------|-------|-------------|-------------------|-----------|
| Average RPI Loss: 207 | | RECORD | PCT. RANK | GAMES | SCHEDULE | | OF SCHEDULE | RPI | RPI | RPI | RPI |
| DIV. I ONLY | | 13- 13 | .5 | 170 | 6- 4 | | 314 | 287 | 270 | .42834 | 270 |
| DIV. I NON-CONF. | | 5- 7 | .41667 | 204 | 0- 0 | | 298 | 305 | 283 | .41236 | 283 |
| TOTALS | | RPI 1-25 | RPI 26-50 | | W-L RECORDS | | RPI 51-100 | | RPI 101-150 | | RPI 150+ |
| 13- 13 | 0- 0 | 0- 0 | | OVERALL | | 0- 2 | | 0- 2 | | 13- 9 | |
| 6- 3 | 0- 0 | 0- 0 | | HOME | | 0- 0 | | 0- 1 | | 6- 2 | |
| 5- 7 | 0- 0 | 0- 0 | | AWAY | | 0- 2 | | 0- 1 | | 5- 4 | |
| 2- 3 | 0- 0 | 0- 0 | | NEUTRAL | | 0- 0 | | 0- 0 | | 2- 3 | |
| 5- 7 | 0- 0 | 0- 0 | | NON-CONFERENCE | | 0- 1 | | 0- 2 | | 5- 4 | |
| 1- 1 | 0- 0 | 0- 0 | | HOME | | 0- 0 | | 0- 1 | | 1- 0 | |
| 2- 3 | 0- 0 | 0- 0 | | AWAY | | 0- 1 | | 0- 1 | | 2- 1 | |
| 2- 3 | 0- 0 | 0- 0 | | NEUTRAL | | 0- 0 | | 0- 0 | | 2- 3 | |
| 8- 6 | 0- 0 | 0- 0 | | CONFERENCE | | 0- 1 | | 0- 0 | | 8- 5 | |
| 5- 2 | 0- 0 | 0- 0 | | HOME | | 0- 0 | | 0- 0 | | 5- 2 | |
| 3- 4 | 0- 0 | 0- 0 | | AWAY | | 0- 1 | | 0- 0 | | 3- 3 | |
| 0- 0 | 0- 0 | 0- 0 | | NEUTRAL | | 0- 0 | | 0- 0 | | 0- 0 | |
| RPI S | Opponent | Score | RPI S | Opponent | Score | RPI S | Opponent | Score | RPI S | Opponent | Score |
| | | | | | | 75 A | Ole Miss | 1 3 | 128 A | ETSU | 0 3 |
| | | | | | | 99 A | Murray St. | 0 3 | 146 H | Samford | 2 3 |
| | | | | | | | | | 176 N | Oral Roberts | 0 3 |
| | | | | | | | | | 180 A | Belmont | 3 2 |
| | | | | | | | | | 232 A | Eastern Ky. | 2 3 |
| | | | | | | | | | 232 H | Eastern Ky. | 1 3 |
| | | | | | | | | | 235 A | Ga. Southern | 3 1 |
| | | | | | | | | | 239 A | New Orleans | 1 3 |
| | | | | | | | | | 247 H | Southeast Mo. St. | 2 3 |
| | | | | | | | | | 253 N | Winthrop | 0 3 |
| | | | | | | | | | 267 H | UT Martin | 3 2 |
| | | | | | | | | | 276 N | Northwestern St. | 1 3 |
| | | | | | | | | | 281 A | Morehead St. | 2 3 |
| | | | | | | | | | 281 H | Morehead St. | 3 1 |
| | | | | | | | | | 286 A | Austin Peay | 3 2 |
| | | | | | | | | | 290 A | Tennessee Tech | 3 2 |
| | | | | | | | | | 290 H | Tennessee Tech | 3 1 |
| | | | | | | | | | 293 H | SIUE | 3 0 |
| | | | | | | | | | 301 A | Jacksonville St. | 2 3 |
| | | | | | | | | | 301 H | Jacksonville St. | 3 0 |
| | | | | | | | | | 306 N | Chicago St. | 3 0 |
| | | | | | | | | | 317 H | Alabama A&M | 3 0 |
| | | | | | | | | | 326 A | Southern U. | 3 0 |
| | | | | | | | | | 331 N | Grambling | 3 0 |
| LAST 10 GAMES | | | | | | | | | | | |
| | | | | | | 301 A | Jacksonville St. | 2 3 | 247 H | Southeast Mo. St. | 2 3 |
| | | | | | | 290 A | Tennessee Tech | 3 2 | 99 A | Murray St. | 0 3 |
| | | | | | | 281 H | Morehead St. | 3 1 | 286 A | Austin Peay | 3 2 |
| | | | | | | 232 H | Eastern Ky. | 1 3 | 290 H | Tennessee Tech | 3 1 |
| | | | | | | 267 H | UT Martin | 3 2 | 301 H | Jacksonville St. | 3 0 |

Non-Div. I Games:

Tennessee St.

| Average RPI Win: | | 257 | WON-LOST RECORD | | WINNING PCT. RANK | | LAST 10 GAMES | | STRENGTH OF SCHEDULE | | OPP. STRENGTH OF SCHEDULE | | TEAM RPI | | ADJ RPI | | CONF. RPI | | ADJ CONF. RPI | | | | | | | | |
|------------------|---|----------|-----------------|-----------|-------------------|--------------------|---------------|--------------|----------------------|-------------|---------------------------|----------|----------|------------------------|------------|-------|-----------|-----|---------------|-------------------|---|---|---|--|--|--|--|
| DIV. I ONLY | | | 4- 26 | | .13333 324 | | 3- 7 | | 113 | | 142 | | 275 | | .42456 271 | | 21 | | 21 | | | | | | | | |
| DIV. I NON-CONF. | | | 1- 15 | | .0625 316 | | 0- 0 | | 84 | | 57 | | 264 | | .42694 263 | | 20 | | 20 | | | | | | | | |
| TOTALS | | RPI 1-25 | | RPI 26-50 | | W-L RECORDS | | RPI 51-100 | | RPI 101-150 | | RPI 150+ | | | | | | | | | | | | | | | |
| 4- 26 | | 0- 2 | | 0- 2 | | OVERALL | | 0- 5 | | 0- 6 | | 4- 11 | | | | | | | | | | | | | | | |
| 2- 5 | | 0- 0 | | 0- 0 | | HOME | | 0- 1 | | 0- 1 | | 2- 3 | | | | | | | | | | | | | | | |
| 1- 13 | | 0- 1 | | 0- 1 | | AWAY | | 0- 1 | | 0- 4 | | 1- 6 | | | | | | | | | | | | | | | |
| 1- 8 | | 0- 1 | | 0- 1 | | NEUTRAL | | 0- 3 | | 0- 1 | | 1- 2 | | | | | | | | | | | | | | | |
| 1- 15 | | 0- 2 | | 0- 2 | | NON-CONFERENCE | | 0- 3 | | 0- 3 | | 1- 5 | | | | | | | | | | | | | | | |
| 0- 1 | | 0- 0 | | 0- 0 | | HOME | | 0- 0 | | 0- 0 | | 0- 1 | | | | | | | | | | | | | | | |
| 0- 6 | | 0- 1 | | 0- 1 | | AWAY | | 0- 0 | | 0- 2 | | 0- 2 | | | | | | | | | | | | | | | |
| 1- 8 | | 0- 1 | | 0- 1 | | NEUTRAL | | 0- 3 | | 0- 1 | | 1- 2 | | | | | | | | | | | | | | | |
| 3- 11 | | 0- 0 | | 0- 0 | | CONFERENCE | | 0- 2 | | 0- 3 | | 3- 6 | | | | | | | | | | | | | | | |
| 2- 4 | | 0- 0 | | 0- 0 | | HOME | | 0- 1 | | 0- 1 | | 2- 2 | | | | | | | | | | | | | | | |
| 1- 7 | | 0- 0 | | 0- 0 | | AWAY | | 0- 1 | | 0- 2 | | 1- 4 | | | | | | | | | | | | | | | |
| 0- 0 | | 0- 0 | | 0- 0 | | NEUTRAL | | 0- 0 | | 0- 0 | | 0- 0 | | | | | | | | | | | | | | | |
| RPI | S | Opponent | | Score | | RPI | S | Opponent | | Score | | RPI | S | Opponent | | Score | | | | | | | | | | | |
| 6 | A | Kansas | | 0 | 3 | 33 | A | Wichita St. | | 0 | 3 | 57 | N | Iowa | | 0 | 3 | 105 | A | Northern Ill. | | 0 | 3 | | | | |
| 17 | N | Illinois | | 0 | 3 | 40 | N | Missouri St. | | 0 | 3 | 60 | N | Pacific | | 0 | 3 | 113 | N | Texas St. | | 1 | 3 | | | | |
| | | | | | | | | | | | | 76 | N | Gonzaga | | 0 | 3 | 119 | A | IUPUI | | 0 | 3 | | | | |
| | | | | | | | | | | | | 97 | A | Denver | | 0 | 3 | 119 | H | IUPUI | | 0 | 3 | | | | |
| | | | | | | | | | | | | 97 | H | Denver | | 0 | 3 | 120 | A | North Dakota St. | | 0 | 3 | | | | |
| | | | | | | | | | | | | | | | | | | 135 | A | North Dakota | | 0 | 3 | | | | |
| | | | | | | | | | | | | | | | | | | 154 | A | Stephen F. Austin | | 0 | 3 | | | | |
| | | | | | | | | | | | | | | | | | | 160 | N | Texas Tech | | 0 | 3 | | | | |
| | | | | | | | | | | | | | | | | | | 171 | A | UMKC | | 0 | 3 | | | | |
| | | | | | | | | | | | | | | | | | | 176 | A | Oral Roberts | | 2 | 3 | | | | |
| | | | | | | | | | | | | | | | | | | 176 | H | Oral Roberts | | 2 | 3 | | | | |
| | | | | | | | | | | | | | | | | | | 184 | A | Omaha | | 0 | 3 | | | | |
| | | | | | | | | | | | | | | | | | | 184 | H | Omaha | | 1 | 3 | | | | |
| | | | | | | | | | | | | | | | | | | 193 | H | Drake | | 0 | 3 | | | | |
| | | | | | | | | | | | | | | | | | | 194 | A | South Dakota | | 1 | 3 | | | | |
| | | | | | | | | | | | | | | | | | | 194 | H | South Dakota | | 3 | 0 | | | | |
| | | | | | | | | | | | | | | | | | | 248 | N | Northeastern | | 2 | 3 | | | | |
| | | | | | | | | | | | | | | | | | | 255 | N | Columbia | | 3 | 2 | | | | |
| | | | | | | | | | | | | | | | | | | 274 | A | IPFW | | 0 | 3 | | | | |
| | | | | | | | | | | | | | | | | | | 274 | H | IPFW | | 3 | 0 | | | | |
| | | | | | | | | | | | | | | | | | | 305 | A | Western Ill. | | 3 | 1 | | | | |
| | | | | | | LAST 10 GAMES | | | | | | | | | | | | | | | | | | | | | |
| | | | | | | 194 A South Dakota | | | | | | 1 | 3 | 97 H Denver | | | | | | 0 | 3 | | | | | | |
| | | | | | | 184 A Omaha | | | | | | 0 | 3 | 120 A North Dakota St. | | | | | | 0 | 3 | | | | | | |
| | | | | | | 274 H IPFW | | | | | | 3 | 0 | 305 A Western Ill. | | | | | | 3 | 1 | | | | | | |
| | | | | | | 119 H IUPUI | | | | | | 0 | 3 | 194 H South Dakota | | | | | | 3 | 0 | | | | | | |
| | | | | | | 176 A Oral Roberts | | | | | | 2 | 3 | 274 A IPFW | | | | | | 0 | 3 | | | | | | |

Non-Div. I Games:

South Dakota St.

| Average RPI Win: 255 | | WON-LOST RECORD | | WINNING PCT. RANK | | LAST 10 GAMES | | STRENGTH OF SCHEDULE | | OPP. STRENGTH OF SCHEDULE | | TEAM RPI | | ADJ RPI | | CONF. RPI | | ADJ CONF. RPI | |
|-----------------------|----------|-----------------|--|-------------------|----------------|----------------|---|----------------------|---------------|---------------------------|---|----------|-------------------|------------|---|-----------|--|---------------|--|
| Average RPI Loss: 143 | | | | | | | | | | | | | | | | | | | |
| DIV. I ONLY | | 6- 20 | | .23077 292 | | 1- 9 | | 193 | | 177 | | 274 | | .42363 272 | | 7 | | 7 | |
| DIV. I NON-CONF. | | 5- 7 | | .41667 204 | | 0- 0 | | 307 | | 267 | | 287 | | .40874 286 | | 8 | | 8 | |
| TOTALS | | RPI 1-25 | | RPI 26-50 | | W-L RECORDS | | RPI 51-100 | | RPI 101-150 | | RPI 150+ | | | | | | | |
| 6- 20 | | 0- 0 | | 0- 2 | | OVERALL | | 0- 5 | | 0- 4 | | 6- 9 | | | | | | | |
| 3- 10 | | 0- 0 | | 0- 0 | | HOME | | 0- 3 | | 0- 2 | | 3- 5 | | | | | | | |
| 1- 8 | | 0- 0 | | 0- 2 | | AWAY | | 0- 2 | | 0- 2 | | 1- 2 | | | | | | | |
| 2- 2 | | 0- 0 | | 0- 0 | | NEUTRAL | | 0- 0 | | 0- 0 | | 2- 2 | | | | | | | |
| 5- 7 | | 0- 0 | | 0- 0 | | NON-CONFERENCE | | 0- 0 | | 0- 0 | | 5- 7 | | | | | | | |
| 2- 4 | | 0- 0 | | 0- 0 | | HOME | | 0- 0 | | 0- 0 | | 2- 4 | | | | | | | |
| 1- 1 | | 0- 0 | | 0- 0 | | AWAY | | 0- 0 | | 0- 0 | | 1- 1 | | | | | | | |
| 2- 2 | | 0- 0 | | 0- 0 | | NEUTRAL | | 0- 0 | | 0- 0 | | 2- 2 | | | | | | | |
| 1- 13 | | 0- 0 | | 0- 2 | | CONFERENCE | | 0- 5 | | 0- 4 | | 1- 2 | | | | | | | |
| 1- 6 | | 0- 0 | | 0- 0 | | HOME | | 0- 3 | | 0- 2 | | 1- 1 | | | | | | | |
| 0- 7 | | 0- 0 | | 0- 2 | | AWAY | | 0- 2 | | 0- 2 | | 0- 1 | | | | | | | |
| 0- 0 | | 0- 0 | | 0- 0 | | NEUTRAL | | 0- 0 | | 0- 0 | | 0- 0 | | | | | | | |
| RPI S | Opponent | Score | | RPI S | Opponent | Score | | RPI S | Opponent | Score | | RPI S | Opponent | Score | | | | | |
| | | | | 33 A | Wichita St. | 0 | 3 | 52 A | Southern Ill. | 1 | 3 | 108 A | Loyola Chicago | 0 | 3 | | | | |
| | | | | 40 A | Missouri St. | 0 | 3 | 52 H | Southern Ill. | 1 | 3 | 108 H | Loyola Chicago | 0 | 3 | | | | |
| | | | | | | | | 55 H | UNI | 0 | 3 | 132 A | Indiana St. | 0 | 3 | | | | |
| | | | | | | | | 58 A | Illinois St. | 1 | 3 | 132 H | Indiana St. | 0 | 3 | | | | |
| | | | | | | | | 58 H | Illinois St. | 0 | 3 | 162 N | Green Bay | 3 | 0 | | | | |
| | | | | | | | | | | | | 171 A | UMKC | 0 | 3 | | | | |
| | | | | | | | | | | | | 184 N | Omaha | 0 | 3 | | | | |
| | | | | | | | | | | | | 191 H | DePaul | 0 | 3 | | | | |
| | | | | | | | | | | | | 193 H | Drake | 1 | 3 | | | | |
| | | | | | | | | | | | | 204 H | UTEP | 0 | 3 | | | | |
| | | | | | | | | | | | | 228 N | Youngstown St. | 3 | 2 | | | | |
| | | | | | | | | | | | | 247 H | Southeast Mo. St. | 2 | 3 | | | | |
| | | | | | | | | | | | | 264 H | Manhattan | 3 | 2 | | | | |
| | | | | | | | | | | | | 266 A | Evansville | 1 | 3 | | | | |
| | | | | | | | | | | | | 266 H | Evansville | 3 | 2 | | | | |
| | | | | | | | | | | | | 273 H | Weber St. | 1 | 3 | | | | |
| | | | | | | | | | | | | 287 A | Toledo | 3 | 2 | | | | |
| | | | | | | | | | | | | 293 N | SIUE | 0 | 3 | | | | |
| | | | | | | | | | | | | 325 H | UMass Lowell | 3 | 0 | | | | |
| LAST 10 GAMES | | | | | | | | | | | | | | | | | | | |
| | | | | 132 A | Indiana St. | 0 | 3 | 40 A | Missouri St. | 0 | 3 | | | | | | | | |
| | | | | 58 A | Illinois St. | 1 | 3 | 33 A | Wichita St. | 0 | 3 | | | | | | | | |
| | | | | 52 H | Southern Ill. | 1 | 3 | 193 H | Drake | 1 | 3 | | | | | | | | |
| | | | | 266 H | Evansville | 3 | 2 | 58 H | Illinois St. | 0 | 3 | | | | | | | | |
| | | | | 108 A | Loyola Chicago | 0 | 3 | 132 H | Indiana St. | 0 | 3 | | | | | | | | |

Non-Div. I Games:

Bradley

| Average RPI Win: 267 | | WON-LOST | WINNING | LAST 10 | STRENGTH OF | | OPP. STRENGTH | TEAM | ADJ | CONF. | ADJ CONF. |
|-----------------------|----------|----------|-----------|----------------|-------------|-------|----------------|-------|-------------|----------------|-----------|
| Average RPI Loss: 143 | | RECORD | PCT. RANK | GAMES | SCHEDULE | | OF SCHEDULE | RPI | RPI | RPI | RPI |
| DIV. I ONLY | | 5- 21 | .19231 | 307 | 0- 10 | | 152 | 213 | 276 | .42324 | 273 |
| DIV. I NON-CONF. | | 4- 8 | .33333 | 248 | 0- 1 | | 247 | 219 | 267 | .42636 | 265 |
| TOTALS | | RPI 1-25 | RPI 26-50 | | W-L RECORDS | | RPI 51-100 | | RPI 101-150 | | RPI 150+ |
| 5- 21 | 0- 0 | 0- 3 | | OVERALL | | 0- 4 | | 0- 2 | | 5- 12 | |
| 0- 7 | 0- 0 | 0- 1 | | HOME | | 0- 1 | | 0- 0 | | 0- 5 | |
| 2- 12 | 0- 0 | 0- 2 | | AWAY | | 0- 3 | | 0- 1 | | 2- 6 | |
| 3- 2 | 0- 0 | 0- 0 | | NEUTRAL | | 0- 0 | | 0- 1 | | 3- 1 | |
| 4- 8 | 0- 0 | 0- 1 | | NON-CONFERENCE | | 0- 1 | | 0- 1 | | 4- 5 | |
| 0- 1 | 0- 0 | 0- 0 | | HOME | | 0- 0 | | 0- 0 | | 0- 1 | |
| 1- 5 | 0- 0 | 0- 1 | | AWAY | | 0- 1 | | 0- 0 | | 1- 3 | |
| 3- 2 | 0- 0 | 0- 0 | | NEUTRAL | | 0- 0 | | 0- 1 | | 3- 1 | |
| 1- 13 | 0- 0 | 0- 2 | | CONFERENCE | | 0- 3 | | 0- 1 | | 1- 7 | |
| 0- 6 | 0- 0 | 0- 1 | | HOME | | 0- 1 | | 0- 0 | | 0- 4 | |
| 1- 7 | 0- 0 | 0- 1 | | AWAY | | 0- 2 | | 0- 1 | | 1- 3 | |
| 0- 0 | 0- 0 | 0- 0 | | NEUTRAL | | 0- 0 | | 0- 0 | | 0- 0 | |
| RPI S | Opponent | Score | RPI S | Opponent | Score | RPI S | Opponent | Score | RPI S | Opponent | Score |
| | | | 39 A | Santa Clara | 0 3 | 54 A | Idaho St. | 0 3 | 123 N | Miami (OH) | 1 3 |
| | | | 50 A | Northern Ariz. | 1 3 | 69 A | Colorado | 0 3 | 135 A | North Dakota | 0 3 |
| | | | 50 H | Northern Ariz. | 1 3 | 78 A | Sacramento St. | 1 3 | 151 A | Northern Colo. | 0 3 |
| | | | | | | 78 H | Sacramento St. | 0 3 | 167 A | Nevada | 2 3 |
| | | | | | | | | | 173 H | Idaho | 1 3 |
| | | | | | | | | | 179 H | Eastern Wash. | 0 3 |
| | | | | | | | | | 183 A | Southern Utah | 1 3 |
| | | | | | | | | | 183 H | Southern Utah | 0 3 |
| | | | | | | | | | 189 A | Air Force | 2 3 |
| | | | | | | | | | 198 H | Utah Valley | 0 3 |
| | | | | | | | | | 217 N | George Mason | 3 1 |
| | | | | | | | | | 225 A | San Jose St. | 0 3 |
| | | | | | | | | | 228 A | Portland St. | 0 3 |
| | | | | | | | | | 228 H | Portland St. | 2 3 |
| | | | | | | | | | 231 N | UC Riverside | 1 3 |
| | | | | | | | | | 258 A | Montana | 3 1 |
| | | | | | | | | | 264 N | Manhattan | 3 0 |
| | | | | | | | | | 272 A | Bradley | 3 1 |
| | | | | | | | | | 325 N | UMass Lowell | 3 0 |
| LAST 10 GAMES | | | | | | | | | | | |
| | | | 228 A | Portland St. | 0 3 | 179 H | Eastern Wash. | 0 3 | | | |
| | | | 78 A | Sacramento St. | 1 3 | 173 H | Idaho | 1 3 | | | |
| | | | 50 H | Northern Ariz. | 1 3 | 183 A | Southern Utah | 1 3 | | | |
| | | | 183 H | Southern Utah | 0 3 | 50 A | Northern Ariz. | 1 3 | | | |
| | | | 198 H | Utah Valley | 0 3 | 151 A | Northern Colo. | 0 3 | | | |

Non-Div. I Games:

Weber St.

| Average RPI Win: 243 | | WON-LOST | WINNING | LAST 10 | STRENGTH OF | | OPP. STRENGTH | TEAM | ADJ | | CONF. | ADJ CONF. |
|-----------------------|----------|----------|-----------|----------------|-------------|------------------------|---------------|-------|------------------------|----------|-------|-----------|
| Average RPI Loss: 161 | | RECORD | PCT. RANK | GAMES | SCHEDULE | | OF SCHEDULE | RPI | RPI | | RPI | RPI |
| DIV. I ONLY | | 6- 23 | .2069 302 | 2- 8 | 160 | | 241 | 277 | .42319 274 | | 21 | 21 |
| DIV. I NON-CONF. | | 3- 13 | .1875 291 | 0- 1 | 137 | | 244 | 277 | .42152 274 | | 20 | 20 |
| TOTALS | | RPI 1-25 | RPI 26-50 | W-L RECORDS | RPI 51-100 | | RPI 101-150 | | RPI 150+ | | | |
| 6- 23 | 0- 0 | | 0- 0 | OVERALL | 0- 3 | | 0- 8 | | 6- 12 | | | |
| 2- 7 | 0- 0 | | 0- 0 | HOME | 0- 1 | | 0- 2 | | 2- 4 | | | |
| 2- 11 | 0- 0 | | 0- 0 | AWAY | 0- 1 | | 0- 5 | | 2- 5 | | | |
| 2- 5 | 0- 0 | | 0- 0 | NEUTRAL | 0- 1 | | 0- 1 | | 2- 3 | | | |
| 3- 13 | 0- 0 | | 0- 0 | NON-CONFERENCE | 0- 1 | | 0- 4 | | 3- 8 | | | |
| 1- 3 | 0- 0 | | 0- 0 | HOME | 0- 0 | | 0- 0 | | 1- 3 | | | |
| 0- 5 | 0- 0 | | 0- 0 | AWAY | 0- 0 | | 0- 3 | | 0- 2 | | | |
| 2- 5 | 0- 0 | | 0- 0 | NEUTRAL | 0- 1 | | 0- 1 | | 2- 3 | | | |
| 3- 10 | 0- 0 | | 0- 0 | CONFERENCE | 0- 2 | | 0- 4 | | 3- 4 | | | |
| 1- 4 | 0- 0 | | 0- 0 | HOME | 0- 1 | | 0- 2 | | 1- 1 | | | |
| 2- 6 | 0- 0 | | 0- 0 | AWAY | 0- 1 | | 0- 2 | | 2- 3 | | | |
| 0- 0 | 0- 0 | | 0- 0 | NEUTRAL | 0- 0 | | 0- 0 | | 0- 0 | | | |
| RPI S | Opponent | Score | RPI S | Opponent | Score | RPI S | Opponent | Score | RPI S | Opponent | Score | |
| | | | | | | 97 A Denver | 0 | 3 | 108 N Loyola Chicago | 0 | 3 | |
| | | | | | | 97 H Denver | 0 | 3 | 119 A IUPUI | 0 | 3 | |
| | | | | | | 99 N Murray St. | 0 | 3 | 119 H IUPUI | 2 | 3 | |
| | | | | | | | | | 120 A North Dakota St. | 0 | 3 | |
| | | | | | | | | | 120 H North Dakota St. | 0 | 3 | |
| | | | | | | | | | 123 A Miami (OH) | 0 | 3 | |
| | | | | | | | | | 132 A Indiana St. | 0 | 3 | |
| | | | | | | | | | 134 A Valparaiso | 1 | 3 | |
| | | | | | | | | | 161 H Western Mich. | 1 | 3 | |
| | | | | | | | | | 162 N Green Bay | 2 | 3 | |
| | | | | | | | | | 176 A Oral Roberts | 0 | 3 | |
| | | | | | | | | | 176 H Oral Roberts | 1 | 3 | |
| | | | | | | | | | 184 A Omaha | 3 | 2 | |
| | | | | | | | | | 185 H Eastern Ill. | 0 | 3 | |
| | | | | | | | | | 188 A Ball St. | 2 | 3 | |
| | | | | | | | | | 191 N Eastern Mich. | 1 | 3 | |
| | | | | | | | | | 194 A South Dakota | 0 | 3 | |
| | | | | | | | | | 200 N Northern Ky. | 3 | 0 | |
| | | | | | | | | | 218 H Ill.-Chicago | 1 | 3 | |
| | | | | | | | | | 233 H Central Mich. | 3 | 1 | |
| | | | | | | | | | 245 N Wright St. | 1 | 3 | |
| | | | | | | | | | 257 A Bowling Green | 2 | 3 | |
| | | | | | | | | | 267 N UT Martin | 3 | 1 | |
| | | | | | | | | | 271 A South Dakota St. | 0 | 3 | |
| | | | | | | | | | 271 H South Dakota St. | 3 | 0 | |
| | | | | | | | | | 305 A Western Ill. | 3 | 2 | |
| LAST 10 GAMES | | | | | | | | | | | | |
| | | | | | | 97 A Denver | 0 | 3 | 134 A Valparaiso | 1 | 3 | |
| | | | | | | 120 A North Dakota St. | 0 | 3 | 194 A South Dakota | 0 | 3 | |
| | | | | | | 271 A South Dakota St. | 0 | 3 | 184 A Omaha | 3 | 2 | |
| | | | | | | 176 H Oral Roberts | 1 | 3 | 271 H South Dakota St. | 3 | 0 | |
| | | | | | | 119 H IUPUI | 2 | 3 | 120 H North Dakota St. | 0 | 3 | |

Non-Div. I Games:

IPFW

| Average RPI Win: | 247 | WON-LOST | WINNING | LAST 10 | STRENGTH OF | OPP. STRENGTH | TEAM | ADJ | CONF. | ADJ CONF. | |
|-------------------|----------|-----------|---------------|-------------------|-------------|---------------|--------------------|-------------|-------|--------------------|-------|
| Average RPI Loss: | 163 | RECORD | PCT. RANK | GAMES | SCHEDULE | OF SCHEDULE | RPI | RPI | RPI | RPI | |
| DIV. I ONLY | 6- 21 | .22222 | 294 | 3- 7 | 177 | 222 | 279 | .42216 | 276 | 24 | 24 |
| DIV. I NON-CONF. | 2- 11 | .15385 | 301 | 0- 0 | 145 | 166 | 279 | .41772 | 278 | 24 | 24 |
| <hr/> | | | | | | | | | | | |
| TOTALS | RPI 1-25 | RPI 26-50 | | W-L RECORDS | | RPI 51-100 | | RPI 101-150 | | RPI 150+ | |
| 6- 21 | 0- 0 | 0- 1 | | OVERALL | | 0- 4 | | 0- 4 | | 6- 12 | |
| 3- 4 | 0- 0 | 0- 0 | | HOME | | 0- 1 | | 0- 0 | | 3- 3 | |
| 2- 10 | 0- 0 | 0- 1 | | AWAY | | 0- 2 | | 0- 1 | | 2- 6 | |
| 1- 7 | 0- 0 | 0- 0 | | NEUTRAL | | 0- 1 | | 0- 3 | | 1- 3 | |
| <hr/> | | | | | | | | | | | |
| 2- 11 | 0- 0 | 0- 1 | | NON-CONFERENCE | | 0- 3 | | 0- 3 | | 2- 4 | |
| 1- 0 | 0- 0 | 0- 0 | | HOME | | 0- 0 | | 0- 0 | | 1- 0 | |
| 0- 4 | 0- 0 | 0- 1 | | AWAY | | 0- 2 | | 0- 0 | | 0- 1 | |
| 1- 7 | 0- 0 | 0- 0 | | NEUTRAL | | 0- 1 | | 0- 3 | | 1- 3 | |
| <hr/> | | | | | | | | | | | |
| 4- 10 | 0- 0 | 0- 0 | | CONFERENCE | | 0- 1 | | 0- 1 | | 4- 8 | |
| 2- 4 | 0- 0 | 0- 0 | | HOME | | 0- 1 | | 0- 0 | | 2- 3 | |
| 2- 6 | 0- 0 | 0- 0 | | AWAY | | 0- 0 | | 0- 1 | | 2- 5 | |
| 0- 0 | 0- 0 | 0- 0 | | NEUTRAL | | 0- 0 | | 0- 0 | | 0- 0 | |
| <hr/> | | | | | | | | | | | |
| RPI S | Opponent | Score | RPI S | Opponent | Score | RPI S | Opponent | Score | RPI S | Opponent | Score |
| | | | 41 A | Arkansas | 0 3 | 75 A | Ole Miss | 0 3 | 110 N | Col. of Charleston | 1 3 |
| | | | | | | 83 H | A&M-Corpus Christi | 0 3 | 118 N | Southern Miss. | 0 3 |
| | | | | | | 88 A | Alabama | 0 3 | 122 N | Texas-Arlington | 1 3 |
| | | | | | | 90 N | Washington St. | 0 3 | 130 A | Central Ark. | 0 3 |
| | | | | | | | | | 154 A | Stephen F. Austin | 0 3 |
| | | | | | | | | | 154 H | Stephen F. Austin | 3 0 |
| | | | | | | | | | 160 A | Texas Tech | 0 3 |
| | | | | | | | | | 176 N | Oral Roberts | 1 3 |
| | | | | | | | | | 190 H | Houston Baptist | 0 3 |
| | | | | | | | | | 211 A | Sam Houston St. | 0 3 |
| | | | | | | | | | 211 H | Sam Houston St. | 2 3 |
| | | | | | | | | | 214 H | McNeese St. | 0 3 |
| | | | | | | | | | 228 N | Portland St. | 2 3 |
| | | | | | | | | | 230 A | Abilene Christian | 0 3 |
| | | | | | | | | | 239 A | New Orleans | 3 1 |
| | | | | | | | | | 241 A | Lamar | 3 0 |
| | | | | | | | | | 247 N | Southeast Mo. St. | 1 3 |
| | | | | | | | | | 260 A | Southeastern La. | 1 3 |
| | | | | | | | | | 270 N | Tennessee St. | 3 1 |
| | | | | | | | | | 282 A | Incarnate Word | 2 3 |
| | | | | | | | | | 288 H | Nicholls St. | 3 0 |
| | | | | | | | | | 292 H | La.-Lafayette | 3 2 |
| <hr/> | | | | | | | | | | | |
| | | | LAST 10 GAMES | | | | | | | | |
| | | | 154 A | Stephen F. Austin | 0 3 | 239 A | New Orleans | 3 1 | | | |
| | | | 130 A | Central Ark. | 0 3 | 154 H | Stephen F. Austin | 3 0 | | | |
| | | | 211 A | Sam Houston St. | 0 3 | 83 H | A&M-Corpus Christi | 0 3 | | | |
| | | | 241 A | Lamar | 3 0 | 190 H | Houston Baptist | 0 3 | | | |
| | | | 260 A | Southeastern La. | 1 3 | 282 A | Incarnate Word | 2 3 | | | |

Non-Div. I Games:

Northwestern St.

| Average RPI Win: 278 | | WON-LOST | WINNING | LAST 10 | STRENGTH OF | | OPP. STRENGTH | TEAM | ADJ | CONF. | ADJ CONF. |
|-----------------------|------------|----------|------------|-----------------|-------------|-------|-----------------|-------|---------------|--------------------|-----------|
| Average RPI Loss: 157 | | RECORD | PCT. RANK | GAMES | SCHEDULE | | OF SCHEDULE | RPI | RPI | RPI | RPI |
| DIV. I ONLY | | 7- 20 | .25926 284 | 5- 5 | 192 | | 246 | 272 | .42207 277 | 25 | 25 |
| DIV. I NON-CONF. | | 2- 11 | .15385 301 | 0- 0 | 226 | | 187 | 304 | .39151 303 | 25 | 26 |
| <hr/> | | | | | | | | | | | |
| TOTALS | | RPI 1-25 | RPI 26-50 | | W-L RECORDS | | RPI 51-100 | | RPI 101-150 | | RPI 150+ |
| 7- 20 | 0- 0 | 0- 0 | | OVERALL | | 0- 4 | | 0- 6 | | 7- 10 | |
| 5- 7 | 0- 0 | 0- 0 | | HOME | | 0- 1 | | 0- 3 | | 5- 3 | |
| 0- 9 | 0- 0 | 0- 0 | | AWAY | | 0- 2 | | 0- 2 | | 0- 5 | |
| 2- 4 | 0- 0 | 0- 0 | | NEUTRAL | | 0- 1 | | 0- 1 | | 2- 2 | |
| <hr/> | | | | | | | | | | | |
| 2- 11 | 0- 0 | 0- 0 | | NON-CONFERENCE | | 0- 2 | | 0- 4 | | 2- 5 | |
| 0- 4 | 0- 0 | 0- 0 | | HOME | | 0- 0 | | 0- 2 | | 0- 2 | |
| 0- 3 | 0- 0 | 0- 0 | | AWAY | | 0- 1 | | 0- 1 | | 0- 1 | |
| 2- 4 | 0- 0 | 0- 0 | | NEUTRAL | | 0- 1 | | 0- 1 | | 2- 2 | |
| <hr/> | | | | | | | | | | | |
| 5- 9 | 0- 0 | 0- 0 | | CONFERENCE | | 0- 2 | | 0- 2 | | 5- 5 | |
| 5- 3 | 0- 0 | 0- 0 | | HOME | | 0- 1 | | 0- 1 | | 5- 1 | |
| 0- 6 | 0- 0 | 0- 0 | | AWAY | | 0- 1 | | 0- 1 | | 0- 4 | |
| 0- 0 | 0- 0 | 0- 0 | | NEUTRAL | | 0- 0 | | 0- 0 | | 0- 0 | |
| <hr/> | | | | | | | | | | | |
| RPI S | Opponent | Score | RPI S | Opponent | Score | RPI S | Opponent | Score | RPI S | Opponent | Score |
| | | | | | | 62 A | Syracuse | 1 3 | 101 A | Temple | 0 3 |
| | | | | | | 68 N | Oregon | 0 3 | 103 H | Maryland | 2 3 |
| | | | | | | 74 A | American | 1 3 | 112 H | George Washington | 0 3 |
| | | | | | | 74 H | American | 0 3 | 117 A | Army West Point | 2 3 |
| | | | | | | | | | 117 H | Army West Point | 0 3 |
| | | | | | | | | | 129 N | St. John's (NY) | 0 3 |
| | | | | | | | | | 160 H | Texas Tech | 0 3 |
| | | | | | | | | | 163 A | Lehigh | 1 3 |
| | | | | | | | | | 163 H | Lehigh | 3 1 |
| | | | | | | | | | 165 N | New Hampshire | 2 3 |
| | | | | | | | | | 189 H | Air Force | 1 3 |
| | | | | | | | | | 210 A | Colgate | 0 3 |
| | | | | | | | | | 210 H | Colgate | 2 3 |
| | | | | | | | | | 227 N | Buffalo | 0 3 |
| | | | | | | | | | 249 A | Bucknell | 2 3 |
| | | | | | | | | | 249 H | Bucknell | 3 2 |
| | | | | | | | | | 285 H | Lafayette | 3 0 |
| | | | | | | | | | 303 N | Canisius | 3 1 |
| | | | | | | | | | 304 A | Akron | 0 3 |
| | | | | | | | | | 310 H | Loyola Maryland | 3 0 |
| | | | | | | 313 A | Holy Cross | 2 3 | | | |
| | | | | | | | | | 313 H | Holy Cross | 3 1 |
| | | | | | | | | | 321 N | Saint Francis (PA) | 3 1 |
| | | | | | | | | | LAST 10 GAMES | | |
| 313 H | Holy Cross | 3 1 | 163 H | Lehigh | 3 1 | | | | | | |
| | | | 117 H | Army West Point | 0 3 | 285 H | Lafayette | 3 0 | | | |
| | | | 210 A | Colgate | 0 3 | 310 H | Loyola Maryland | 3 0 | | | |
| | | | 74 A | American | 1 3 | 117 A | Army West Point | 2 3 | | | |
| | | | 249 H | Bucknell | 3 2 | 313 A | Holy Cross | 2 3 | | | |

Non-Div. I Games:

Navy

| Average RPI Win: 254 | | WON-LOST | WINNING | | LAST 10 | STRENGTH OF | | OPP. STRENGTH | TEAM | ADJ | CONF. | ADJ CONF. | |
|-----------------------|----------|----------|---------------|-----------|----------------|-------------|------------|---------------|-------------|-------------------|----------|-----------|----|
| Average RPI Loss: 169 | | RECORD | PCT. RANK | | GAMES | SCHEDULE | | OF SCHEDULE | RPI | RPI | RPI | RPI | |
| DIV. I ONLY | | 6- 16 | .27273 | 279 | 2- 8 | 235 | | 237 | 280 | .42052 | 278 | 22 | 22 |
| DIV. I NON-CONF. | | 4- 6 | .4 | 216 | 0- 0 | 210 | | 211 | 226 | .45535 | 226 | 23 | 23 |
| TOTALS | | RPI 1-25 | RPI 26-50 | | W-L RECORDS | | RPI 51-100 | | RPI 101-150 | | RPI 150+ | | |
| 6- 16 | 0- 0 | | 0- 0 | | OVERALL | | 0- 0 | | 0- 8 | | 6- 8 | | |
| 2- 6 | 0- 0 | | 0- 0 | | HOME | | 0- 0 | | 0- 3 | | 2- 3 | | |
| 1- 8 | 0- 0 | | 0- 0 | | AWAY | | 0- 0 | | 0- 4 | | 1- 4 | | |
| 3- 2 | 0- 0 | | 0- 0 | | NEUTRAL | | 0- 0 | | 0- 1 | | 3- 1 | | |
| 4- 6 | 0- 0 | | 0- 0 | | NON-CONFERENCE | | 0- 0 | | 0- 5 | | 4- 1 | | |
| 1- 2 | 0- 0 | | 0- 0 | | HOME | | 0- 0 | | 0- 2 | | 1- 0 | | |
| 0- 2 | 0- 0 | | 0- 0 | | AWAY | | 0- 0 | | 0- 2 | | 0- 0 | | |
| 3- 2 | 0- 0 | | 0- 0 | | NEUTRAL | | 0- 0 | | 0- 1 | | 3- 1 | | |
| 2- 10 | 0- 0 | | 0- 0 | | CONFERENCE | | 0- 0 | | 0- 3 | | 2- 7 | | |
| 1- 4 | 0- 0 | | 0- 0 | | HOME | | 0- 0 | | 0- 1 | | 1- 3 | | |
| 1- 6 | 0- 0 | | 0- 0 | | AWAY | | 0- 0 | | 0- 2 | | 1- 4 | | |
| 0- 0 | 0- 0 | | 0- 0 | | NEUTRAL | | 0- 0 | | 0- 0 | | 0- 0 | | |
| RPI S | Opponent | Score | RPI S | Opponent | Score | RPI S | Opponent | Score | RPI S | Opponent | Score | | |
| | | | | | | | | | 106 N | San Francisco | 1 | 3 | |
| | | | | | | | | | 108 H | Loyola Chicago | 0 | 3 | |
| | | | | | | | | | 117 A | Army West Point | 0 | 3 | |
| | | | | | | | | | 129 A | St. John's (NY) | 1 | 3 | |
| | | | | | | | | | 136 A | Princeton | 0 | 3 | |
| | | | | | | | | | 140 H | Seton Hall | 0 | 3 | |
| | | | | | | | | | 147 A | Harvard | 0 | 3 | |
| | | | | | | | | | 147 H | Harvard | 2 | 3 | |
| | | | | | | | | | 155 A | Dartmouth | 0 | 3 | |
| | | | | | | | | | 155 H | Dartmouth | 1 | 3 | |
| | | | | | | | | | 181 A | Yale | 2 | 3 | |
| | | | | | | | | | 181 H | Yale | 2 | 3 | |
| | | | | | | | | | 207 A | Penn | 1 | 3 | |
| | | | | | | | | | 217 N | George Mason | 3 | 2 | |
| | | | | | | | | | 243 A | Brown | 0 | 3 | |
| | | | | | | | | | 243 H | Brown | 3 | 2 | |
| | | | | | | | | | 244 N | William & Mary | 3 | 2 | |
| | | | | | | | | | 255 A | Columbia | 3 | 2 | |
| | | | | | | | | | 255 H | Columbia | 1 | 3 | |
| | | | | | | | | | 265 H | Binghamton | 3 | 1 | |
| | | | | | | | | | 289 N | Central Conn. St. | 1 | 3 | |
| | | | | | | | | | 300 N | Iona | 3 | 0 | |
| | | | LAST 10 GAMES | | | | | | | | | | |
| | | | 155 A | Dartmouth | 0 | 3 | 147 H | Harvard | 2 | 3 | | | |
| | | | 147 A | Harvard | 0 | 3 | 155 H | Dartmouth | 1 | 3 | | | |
| | | | 243 H | Brown | 3 | 2 | 136 A | Princeton | 0 | 3 | | | |
| | | | 181 H | Yale | 2 | 3 | 207 A | Penn | 1 | 3 | | | |
| | | | 255 A | Columbia | 3 | 2 | 181 A | Yale | 2 | 3 | | | |

Non-Div. I Games:

Cornell

Grand Canyon

Through Games Of Though Nov. 8, 2015

| Average RPI Win: | | 293 | WON-LOST RECORD | | WINNING PCT. RANK | | LAST 10 GAMES | | STRENGTH OF SCHEDULE | | OPP. STRENGTH OF SCHEDULE | | TEAM RPI | | ADJ RPI | | CONF. RPI | | ADJ CONF. RPI | |
|------------------|---|----------|-----------------|-----------|-------------------|----------------|---------------|-----------------|----------------------|-------------|---------------------------|----------|----------|-----------------------|------------|-------|-----------|--|---------------|--|
| DIV. I ONLY | | | 4- 20 | | .16667 316 | | 2- 8 | | 153 | | 184 | | 282 | | .41899 279 | | 23 | | 23 | |
| DIV. I NON-CONF. | | | 2- 10 | | .16667 297 | | 0- 0 | | 125 | | 129 | | 253 | | .43219 253 | | 21 | | 21 | |
| TOTALS | | RPI 1-25 | | RPI 26-50 | | W-L RECORDS | | RPI 51-100 | | RPI 101-150 | | RPI 150+ | | | | | | | | |
| 4- 20 | | 0- 1 | | 0- 3 | | OVERALL | | 0- 3 | | 0- 6 | | 4- 7 | | | | | | | | |
| 3- 8 | | 0- 0 | | 0- 2 | | HOME | | 0- 2 | | 0- 2 | | 3- 2 | | | | | | | | |
| 1- 9 | | 0- 1 | | 0- 0 | | AWAY | | 0- 1 | | 0- 3 | | 1- 4 | | | | | | | | |
| 0- 3 | | 0- 0 | | 0- 1 | | NEUTRAL | | 0- 0 | | 0- 1 | | 0- 1 | | | | | | | | |
| 2- 10 | | 0- 1 | | 0- 3 | | NON-CONFERENCE | | 0- 1 | | 0- 2 | | 2- 3 | | | | | | | | |
| 2- 4 | | 0- 0 | | 0- 2 | | HOME | | 0- 1 | | 0- 0 | | 2- 1 | | | | | | | | |
| 0- 3 | | 0- 1 | | 0- 0 | | AWAY | | 0- 0 | | 0- 1 | | 0- 1 | | | | | | | | |
| 0- 3 | | 0- 0 | | 0- 1 | | NEUTRAL | | 0- 0 | | 0- 1 | | 0- 1 | | | | | | | | |
| 2- 10 | | 0- 0 | | 0- 0 | | CONFERENCE | | 0- 2 | | 0- 4 | | 2- 4 | | | | | | | | |
| 1- 4 | | 0- 0 | | 0- 0 | | HOME | | 0- 1 | | 0- 2 | | 1- 1 | | | | | | | | |
| 1- 6 | | 0- 0 | | 0- 0 | | AWAY | | 0- 1 | | 0- 2 | | 1- 3 | | | | | | | | |
| 0- 0 | | 0- 0 | | 0- 0 | | NEUTRAL | | 0- 0 | | 0- 0 | | 0- 0 | | | | | | | | |
| RPI | S | Opponent | | Score | | RPI | S | Opponent | | Score | | RPI | S | Opponent | | Score | | | | |
| 8 | A | Nebraska | | 0 | 3 | 43 | N | Pittsburgh | | 0 | 3 | 76 | H | Gonzaga | | 0 | 3 | | | |
| | | | | | | 45 | H | Boise St. | | 0 | 3 | 82 | A | New Mexico St. | | 1 | 3 | | | |
| | | | | | | 50 | H | Northern Ariz. | | 0 | 3 | 82 | H | New Mexico St. | | 1 | 3 | | | |
| | | | | | | | | | | | | | | 107 N Tulsa | | 1 | 3 | | | |
| | | | | | | | | | | | | | | 109 A Portland | | 0 | 3 | | | |
| | | | | | | | | | | | | | | 139 A CSU Bakersfield | | 0 | 3 | | | |
| | | | | | | | | | | | | | | 139 H CSU Bakersfield | | 2 | 3 | | | |
| | | | | | | | | | | | | | | 149 A Seattle | | 0 | 3 | | | |
| | | | | | | | | | | | | | | 149 H Seattle | | 0 | 3 | | | |
| | | | | | | | | | | | | | | 171 A UMKC | | 0 | 3 | | | |
| | | | | | | | | | | | | | | 198 A Utah Valley | | 1 | 3 | | | |
| | | | | | | | | | | | | | | 198 H Utah Valley | | 1 | 3 | | | |
| | | | | | | | | | | | | | | 228 A Portland St. | | 0 | 3 | | | |
| | | | | | | | | | | | | | | 231 H UC Riverside | | 1 | 3 | | | |
| | | | | | | | | | | | | | | 231 N UC Riverside | | 0 | 3 | | | |
| | | | | | | | | | | | | | | 262 A UTRGV | | 0 | 3 | | | |
| | | | | | | | | | | | | | | 262 H UTRGV | | 3 | 1 | | | |
| | | | | | | | | | | | | | | 295 H Niagara | | 3 | 0 | | | |
| | | | | | | | | | | | | | | 306 A Chicago St. | | 3 | 0 | | | |
| | | | | | | | | | | | | | | 309 H Charleston So. | | 3 | 2 | | | |
| LAST 10 GAMES | | | | | | | | | | | | | | | | | | | | |
| | | | | | | 82 | A | New Mexico St. | | 1 | 3 | 306 | A | Chicago St. | | 3 | 0 | | | |
| | | | | | | 262 | A | UTRGV | | 0 | 3 | 171 | A | UMKC | | 0 | 3 | | | |
| | | | | | | 149 | H | Seattle | | 0 | 3 | 262 | H | UTRGV | | 3 | 1 | | | |
| | | | | | | 198 | H | Utah Valley | | 1 | 3 | 82 | H | New Mexico St. | | 1 | 3 | | | |
| | | | | | | 139 | A | CSU Bakersfield | | 0 | 3 | 198 | A | Utah Valley | | 1 | 3 | | | |

Non-Div. I Games:

Grand Canyon

| Average RPI Win: 306 | | WON-LOST | WINNING | LAST 10 | STRENGTH OF | | OPP. STRENGTH | TEAM | ADJ | CONF. | ADJ CONF. |
|-----------------------|----------|----------|-----------|----------------|-------------|-------|---------------|-------|-------------|--------------------|-----------|
| Average RPI Loss: 197 | | RECORD | PCT. RANK | GAMES | SCHEDULE | | OF SCHEDULE | RPI | RPI | RPI | RPI |
| DIV. I ONLY | | 9- 14 | .3913 | 227 | 4- 6 | | 279 | 311 | 278 | .41828 | 280 |
| DIV. I NON-CONF. | | 3- 8 | .27273 | 267 | 0- 0 | | 94 | 273 | 231 | .45479 | 228 |
| TOTALS | | RPI 1-25 | RPI 26-50 | | W-L RECORDS | | RPI 51-100 | | RPI 101-150 | | RPI 150+ |
| 9- 14 | 0- 0 | 0- 1 | | OVERALL | | 0- 3 | | 0- 0 | | 9- 10 | |
| 3- 3 | 0- 0 | 0- 0 | | HOME | | 0- 0 | | 0- 0 | | 3- 3 | |
| 4- 6 | 0- 0 | 0- 1 | | AWAY | | 0- 1 | | 0- 0 | | 4- 4 | |
| 2- 5 | 0- 0 | 0- 0 | | NEUTRAL | | 0- 2 | | 0- 0 | | 2- 3 | |
| 3- 8 | 0- 0 | 0- 1 | | NON-CONFERENCE | | 0- 3 | | 0- 0 | | 3- 4 | |
| 0- 0 | 0- 0 | 0- 0 | | HOME | | 0- 0 | | 0- 0 | | 0- 0 | |
| 1- 3 | 0- 0 | 0- 1 | | AWAY | | 0- 1 | | 0- 0 | | 1- 1 | |
| 2- 5 | 0- 0 | 0- 0 | | NEUTRAL | | 0- 2 | | 0- 0 | | 2- 3 | |
| 6- 6 | 0- 0 | 0- 0 | | CONFERENCE | | 0- 0 | | 0- 0 | | 6- 6 | |
| 3- 3 | 0- 0 | 0- 0 | | HOME | | 0- 0 | | 0- 0 | | 3- 3 | |
| 3- 3 | 0- 0 | 0- 0 | | AWAY | | 0- 0 | | 0- 0 | | 3- 3 | |
| 0- 0 | 0- 0 | 0- 0 | | NEUTRAL | | 0- 0 | | 0- 0 | | 0- 0 | |
| RPI S | Opponent | Score | RPI S | Opponent | Score | RPI S | Opponent | Score | RPI S | Opponent | Score |
| | | | 37 A | Baylor | 0 3 | 79 A | Towson | 0 3 | 182 N | High Point | 0 3 |
| | | | | | | 95 N | Cal Poly | 0 3 | 211 N | Sam Houston St. | 0 3 |
| | | | | | | 98 N | Tennessee | 0 3 | 234 A | Howard | 0 3 |
| | | | | | | | | | 234 H | Howard | 0 3 |
| | | | | | | | | | 238 A | UMES | 1 3 |
| | | | | | | | | | 238 H | UMES | 0 3 |
| | | | | | | | | | 242 A | UMBC | 0 3 |
| | | | | | | | | | 264 N | Manhattan | 1 3 |
| | | | | | | | | | 269 N | Rider | 3 1 |
| | | | | | | | | | 275 N | Fordham | 3 1 |
| | | | | | | | | | 283 A | Morgan St. | 2 3 |
| | | | | | | | | | 283 H | Morgan St. | 3 2 |
| | | | | | | | | | 318 A | Hampton | 3 2 |
| | | | | | | | | | 318 H | Hampton | 2 3 |
| | | | | | | | | | 320 A | Norfolk St. | 3 0 |
| | | | | | | | | | 320 H | Norfolk St. | 3 0 |
| | | | | | | | | | 321 A | Saint Francis (PA) | 3 2 |
| | | | | | | | | | 323 A | Delaware St. | 3 0 |
| | | | | | | | | | 323 H | Delaware St. | 3 1 |
| LAST 10 GAMES | | | | | | | | | | | |
| | | | 283 A | Morgan St. | 2 3 | 234 A | Howard | 0 3 | | | |
| | | | 238 A | UMES | 1 3 | 283 H | Morgan St. | 3 2 | | | |
| | | | 323 H | Delaware St. | 3 1 | 238 H | UMES | 0 3 | | | |
| | | | 318 H | Hampton | 2 3 | 323 A | Delaware St. | 3 0 | | | |
| | | | 320 H | Norfolk St. | 3 0 | 234 H | Howard | 0 3 | | | |

Non-Div. I Games:

Coppin St.

| Average RPI Win: 282 | | WON-LOST | WINNING | LAST 10 | STRENGTH OF | | OPP. STRENGTH | TEAM | ADJ | CONF. | ADJ CONF. |
|-----------------------|----------|----------|---------------|----------------|-------------|-------|-------------------|-------|-------------|---------------------|-----------|
| Average RPI Loss: 202 | | RECORD | PCT. RANK | GAMES | SCHEDULE | | OF SCHEDULE | RPI | RPI | RPI | RPI |
| DIV. I ONLY | | 10- 18 | .35714 | 240 | 5- 5 | | 282 | 280 | 281 | .4177 | 281 |
| DIV. I NON-CONF. | | 3- 11 | .21429 | 283 | 0- 0 | | 195 | 271 | 284 | .41165 | 284 |
| TOTALS | | RPI 1-25 | RPI 26-50 | | W-L RECORDS | | RPI 51-100 | | RPI 101-150 | | RPI 150+ |
| 10- 18 | 0- 0 | 0- 0 | | OVERALL | | 0- 1 | | 0- 3 | | 10- 14 | |
| 7- 5 | 0- 0 | 0- 0 | | HOME | | 0- 0 | | 0- 2 | | 7- 3 | |
| 2- 9 | 0- 0 | 0- 0 | | AWAY | | 0- 1 | | 0- 0 | | 2- 8 | |
| 1- 4 | 0- 0 | 0- 0 | | NEUTRAL | | 0- 0 | | 0- 1 | | 1- 3 | |
| 3- 11 | 0- 0 | 0- 0 | | NON-CONFERENCE | | 0- 1 | | 0- 3 | | 3- 7 | |
| 2- 3 | 0- 0 | 0- 0 | | HOME | | 0- 0 | | 0- 2 | | 2- 1 | |
| 0- 4 | 0- 0 | 0- 0 | | AWAY | | 0- 1 | | 0- 0 | | 0- 3 | |
| 1- 4 | 0- 0 | 0- 0 | | NEUTRAL | | 0- 0 | | 0- 1 | | 1- 3 | |
| 7- 7 | 0- 0 | 0- 0 | | CONFERENCE | | 0- 0 | | 0- 0 | | 7- 7 | |
| 5- 2 | 0- 0 | 0- 0 | | HOME | | 0- 0 | | 0- 0 | | 5- 2 | |
| 2- 5 | 0- 0 | 0- 0 | | AWAY | | 0- 0 | | 0- 0 | | 2- 5 | |
| 0- 0 | 0- 0 | 0- 0 | | NEUTRAL | | 0- 0 | | 0- 0 | | 0- 0 | |
| RPI S | Opponent | Score | RPI S | Opponent | Score | RPI S | Opponent | Score | RPI S | Opponent | Score |
| | | | | | | 90 A | Washington St. | 0 3 | 128 H | ETSU | 1 3 |
| | | | | | | | | | 132 N | Indiana St. | 2 3 |
| | | | | | | | | | 146 H | Samford | 0 3 |
| | | | | | | | | | 163 A | Lehigh | 1 3 |
| | | | | | | | | | 168 H | Marshall | 0 3 |
| | | | | | | | | | 180 A | Belmont | 0 3 |
| | | | | | | | | | 180 H | Belmont | 2 3 |
| | | | | | | | | | 185 H | Eastern Ill. | 3 2 |
| | | | | | | | | | 188 N | Ball St. | 1 3 |
| | | | | | | | | | 197 N | Marist | 1 3 |
| | | | | | | | | | 198 N | Utah Valley | 0 3 |
| | | | | | | | | | 232 A | Eastern Ky. | 0 3 |
| | | | | | | | | | 245 A | Wright St. | 1 3 |
| | | | | | | | | | 247 A | Southeast Mo. St. | 1 3 |
| | | | | | | | | | 267 A | UT Martin | 3 0 |
| | | | | | | | | | 270 A | Tennessee St. | 1 3 |
| | | | | | | | | | 270 H | Tennessee St. | 3 2 |
| | | | | | | | | | 285 A | Lafayette | 2 3 |
| | | | | | | | | | 286 H | Austin Peay | 3 0 |
| | | | | | | | | | 290 A | Tennessee Tech | 1 3 |
| | | | | | | | | | 290 H | Tennessee Tech | 3 1 |
| | | | | | | | | | 293 H | SIUE | 1 3 |
| | | | | | | | | | 301 A | Jacksonville St. | 3 1 |
| | | | | | | | | | 301 H | Jacksonville St. | 3 0 |
| | | | | | | | | | 303 H | Canisius | 3 0 |
| | | | | | | | | | 304 H | Akron | 3 2 |
| | | | | | | | | | 312 N | Fairleigh Dickinson | 3 2 |
| | | | LAST 10 GAMES | | | | | | | | |
| | | | 185 H | Eastern Ill. | 3 2 | 301 H | Jacksonville St. | 3 0 | 301 A | Jacksonville St. | 3 1 |
| | | | 293 H | SIUE | 1 3 | 301 A | Jacksonville St. | 3 1 | 301 H | Jacksonville St. | 3 0 |
| | | | 270 A | Tennessee St. | 1 3 | 290 A | Tennessee Tech | 1 3 | 303 H | Canisius | 3 0 |
| | | | 180 A | Belmont | 0 3 | 247 A | Southeast Mo. St. | 1 3 | 304 H | Akron | 3 2 |
| | | | 290 H | Tennessee Tech | 3 1 | 267 A | UT Martin | 3 0 | 312 N | Fairleigh Dickinson | 3 2 |

Non-Div. I Games:

Morehead St.

| Average RPI Win: | 260 | WON-LOST RECORD | WINNING PCT. RANK | LAST 10 GAMES | STRENGTH OF SCHEDULE | OPP. STRENGTH OF SCHEDULE | TEAM RPI | ADJ RPI | CONF. RPI | ADJ CONF. RPI | |
|------------------|----------|-----------------|-------------------|-------------------|----------------------|---------------------------|--------------------|---------|-----------|--------------------|-------|
| DIV. I ONLY | 7- 16 | .30435 | 267 | 4- 6 | 266 | 245 | 284 | .41714 | 282 | 24 | 24 |
| DIV. I NON-CONF. | 2- 7 | .22222 | 281 | 0- 0 | 246 | 221 | 301 | .3988 | 298 | 24 | 24 |
| TOTALS | RPI 1-25 | RPI 26-50 | W-L RECORDS | RPI 51-100 | RPI 101-150 | RPI 150+ | | | | | |
| 7- 16 | 0- 0 | 0- 1 | OVERALL | 0- 2 | 0- 2 | 7- 11 | | | | | |
| 5- 3 | 0- 0 | 0- 0 | HOME | 0- 0 | 0- 0 | 5- 3 | | | | | |
| 1- 8 | 0- 0 | 0- 0 | AWAY | 0- 2 | 0- 1 | 1- 5 | | | | | |
| 1- 5 | 0- 0 | 0- 1 | NEUTRAL | 0- 0 | 0- 1 | 1- 3 | | | | | |
| 2- 7 | 0- 0 | 0- 1 | NON-CONFERENCE | 0- 1 | 0- 1 | 2- 4 | | | | | |
| 0- 0 | 0- 0 | 0- 0 | HOME | 0- 0 | 0- 0 | 0- 0 | | | | | |
| 1- 2 | 0- 0 | 0- 0 | AWAY | 0- 1 | 0- 0 | 1- 1 | | | | | |
| 1- 5 | 0- 0 | 0- 1 | NEUTRAL | 0- 0 | 0- 1 | 1- 3 | | | | | |
| 5- 9 | 0- 0 | 0- 0 | CONFERENCE | 0- 1 | 0- 1 | 5- 7 | | | | | |
| 5- 3 | 0- 0 | 0- 0 | HOME | 0- 0 | 0- 0 | 5- 3 | | | | | |
| 0- 6 | 0- 0 | 0- 0 | AWAY | 0- 1 | 0- 1 | 0- 4 | | | | | |
| 0- 0 | 0- 0 | 0- 0 | NEUTRAL | 0- 0 | 0- 0 | 0- 0 | | | | | |
| RPI S | Opponent | Score | RPI S | Opponent | Score | RPI S | Opponent | Score | RPI S | Opponent | Score |
| | | | 42 N | TCU | 0 3 | 66 A | Pepperdine | 0 3 | 130 A | Central Ark. | 0 3 |
| | | | | | | 83 A | A&M-Corpus Christi | 0 3 | 143 N | North Carolina St. | 2 3 |
| | | | | | | | | | 154 H | Stephen F. Austin | 2 3 |
| | | | | | | | | | 190 A | Houston Baptist | 1 3 |
| | | | | | | | | | 198 N | Utah Valley | 1 3 |
| | | | | | | | | | 201 N | UC Santa Barbara | 0 3 |
| | | | | | | | | | 211 H | Sam Houston St. | 0 3 |
| | | | | | | | | | 214 A | McNeese St. | 2 3 |
| | | | | | | | | | 214 H | McNeese St. | 3 2 |
| | | | | | | | | | 225 N | San Jose St. | 1 3 |
| | | | | | | | | | 230 A | Abilene Christian | 1 3 |
| | | | | | | | | | 230 H | Abilene Christian | 1 3 |
| | | | | | | | | | 235 A | Tulane | 1 3 |
| | | | | | | | | | 239 H | New Orleans | 3 0 |
| | | | | | | | | | 241 H | Lamar | 3 1 |
| | | | | | | | | | 260 H | Southeastern La. | 3 1 |
| | | | | | | | | | 262 A | UTRGV | 3 0 |
| | | | | | | | | | 276 H | Northwestern St. | 3 2 |
| | | | | | | | | | 288 A | Nicholls St. | 2 3 |
| | | | | | | | | | 326 N | Southern U. | 3 0 |
| LAST 10 GAMES | | | | | | | | | | | |
| | | | 214 A | McNeese St. | 2 3 | 260 H | Southeastern La. | 3 1 | | | |
| | | | 288 A | Nicholls St. | 2 3 | 190 A | Houston Baptist | 1 3 | | | |
| | | | 230 H | Abilene Christian | 1 3 | 83 A | A&M-Corpus Christi | 0 3 | | | |
| | | | 214 H | McNeese St. | 3 2 | 241 H | Lamar | 3 1 | | | |
| | | | 239 H | New Orleans | 3 0 | 211 H | Sam Houston St. | 0 3 | | | |

Non-Div. I Games:

Incarnate Word

[illegible]

Non-Div. I Games:

Morgan St.

U
A
B

| UAB | | | | Through Games Of Though Nov. 8, 2015 | | | | | | | |
|-------------------|-------------|-----------------|-------------------|--------------------------------------|----------------------|---------------------------|---------------|------------|-----------|------------------|-------|
| Average RPI Win: | 286 | WON-LOST RECORD | WINNING PCT. RANK | LAST 10 GAMES | STRENGTH OF SCHEDULE | OPP. STRENGTH OF SCHEDULE | TEAM RPI | ADJ RPI | CONF. RPI | ADJ CONF. RPI | |
| Average RPI Loss: | 163 | | | | | | | | | | |
| DIV. I ONLY | | 9- 21 | .3 268 | 2- 8 | 258 | 260 | 286 | .41421 284 | 11 | 11 | |
| DIV. I NON-CONF. | | 8- 7 | .53333 155 | 1- 0 | 309 | 324 | 258 | .42417 270 | 12 | 12 | |
| <hr/> | | | | | | | | | | | |
| TOTALS | | RPI 1-25 | RPI 26-50 | W-L RECORDS | RPI 51-100 | RPI 101-150 | RPI 150+ | | | | |
| 9- 21 | 0- 1 | 0- 0 | OVERALL | 0- 6 | 0- 2 | 9- 12 | | | | | |
| 7- 8 | 0- 0 | 0- 0 | HOME | 0- 3 | 0- 1 | 7- 4 | | | | | |
| 0- 11 | 0- 1 | 0- 0 | AWAY | 0- 3 | 0- 1 | 0- 6 | | | | | |
| 2- 2 | 0- 0 | 0- 0 | NEUTRAL | 0- 0 | 0- 0 | 2- 2 | | | | | |
| <hr/> | | | | | | | | | | | |
| 8- 7 | 0- 0 | 0- 0 | NON-CONFERENCE | 0- 2 | 0- 0 | 8- 5 | | | | | |
| 6- 2 | 0- 0 | 0- 0 | HOME | 0- 1 | 0- 0 | 6- 1 | | | | | |
| 0- 3 | 0- 0 | 0- 0 | AWAY | 0- 1 | 0- 0 | 0- 2 | | | | | |
| 2- 2 | 0- 0 | 0- 0 | NEUTRAL | 0- 0 | 0- 0 | 2- 2 | | | | | |
| <hr/> | | | | | | | | | | | |
| 1- 14 | 0- 1 | 0- 0 | CONFERENCE | 0- 4 | 0- 2 | 1- 7 | | | | | |
| 1- 6 | 0- 0 | 0- 0 | HOME | 0- 2 | 0- 1 | 1- 3 | | | | | |
| 0- 8 | 0- 1 | 0- 0 | AWAY | 0- 2 | 0- 1 | 0- 4 | | | | | |
| 0- 0 | 0- 0 | 0- 0 | NEUTRAL | 0- 0 | 0- 0 | 0- 0 | | | | | |
| <hr/> | | | | | | | | | | | |
| RPI S | Opponent | Score | RPI S | Opponent | Score | RPI S | Opponent | Score | RPI S | Opponent | Score |
| 20 A | Western Ky. | 0 3 | | | | 75 H | Ole Miss | 1 3 | 118 A | Southern Miss. | 0 3 |
| | | | | | | 77 A | UTSA | 1 3 | 118 H | Southern Miss. | 1 3 |
| | | | | | | 77 H | UTSA | 0 3 | 158 H | FIU | 2 3 |
| | | | | | | 84 A | Chattanooga | 1 3 | 168 A | Marshall | 1 3 |
| | | | | | | 89 H | Fla. Atlantic | 0 3 | 168 H | Marshall | 3 2 |
| | | | | | | 100 A | North Texas | 0 3 | 174 A | Troy | 2 3 |
| | | | | | | | | | 195 H | Charlotte | 1 3 |
| | | | | | | | | | 197 N | Marist | 3 0 |
| | | | | | | | | | 204 A | UTEP | 1 3 |
| | | | | | | | | | 219 A | Middle Tenn. | 0 3 |
| | | | | | | | | | 219 H | Middle Tenn. | 0 3 |
| | | | | | | | | | 241 A | Lamar | 0 3 |
| | | | | | | | | | 246 H | La.-Monroe | 2 3 |
| | | | | | | | | | 250 A | Louisiana Tech | 0 3 |
| | | | | | | | | | 286 H | Austin Peay | 3 0 |
| | | | | | | | | | 286 N | Austin Peay | 0 3 |
| | | | | | | | | | 301 H | Jacksonville St. | 3 1 |
| | | | | | | | | | 307 N | Gardner-Webb | 1 3 |
| | | | | | | | | | 311 N | Texas Southern | 3 2 |
| | | | | | | | | | 317 H | Alabama A&M | 3 0 |
| | | | | | | | | | 325 H | UMass Lowell | 3 1 |
| | | | | | | | | | 332 H | Savannah St. | 3 0 |
| | | | | | | | | | 334 H | Mississippi Val. | 3 0 |
| <hr/> | | | | | | | | | | | |
| | | | LAST 10 GAMES | | | | | | | | |
| | 77 A | UTSA | 1 | 3 | 20 A | Western Ky. | 0 | 3 | | | |
| | 204 A | UTEP | 1 | 3 | 89 H | Fla. Atlantic | 0 | 3 | | | |
| | 219 H | Middle Tenn. | 0 | 3 | 317 H | Alabama A&M | 3 | 0 | | | |
| | 168 H | Marshall | 3 | 2 | 250 A | Louisiana Tech | 0 | 3 | | | |
| | 118 A | Southern Miss. | 0 | 3 | 168 A | Marshall | 1 | 3 | | | |

U
A
B

Non-Div. I Games:

UAB

| Average RPI Win: | 281 | WON-LOST RECORD | WINNING PCT. RANK | LAST 10 GAMES | STRENGTH OF SCHEDULE | OPP. STRENGTH OF SCHEDULE | TEAM RPI | ADJ RPI | CONF. RPI | ADJ CONF. RPI | | | | |
|-------------------|----------|-----------------|-------------------|----------------|----------------------|----------------------------|----------|-------------|---------------------------|---------------|-------|---------------------|---|---|
| Average RPI Loss: | 215 | | | | | | | | | | | | | |
| DIV. I ONLY | | 11- 14 | .44 | 204 | 1- 9 | 301 | 290 | 273 | .41408 | 285 | 25 | 25 | | |
| DIV. I NON-CONF. | | 8- 3 | .72727 | 72 | 0- 0 | 329 | 321 | 236 | .44699 | 240 | 25 | 26 | | |
| <hr/> | | | | | | | | | | | | | | |
| TOTALS | RPI 1-25 | RPI 26-50 | | W-L RECORDS | | RPI 51-100 | | RPI 101-150 | | RPI 150+ | | | | |
| 11- 14 | 0- 0 | 0- 0 | | OVERALL | | 0- 2 | | 0- 2 | | 11- 10 | | | | |
| 8- 6 | 0- 0 | 0- 0 | | HOME | | 0- 1 | | 0- 1 | | 8- 4 | | | | |
| 2- 7 | 0- 0 | 0- 0 | | AWAY | | 0- 1 | | 0- 1 | | 2- 5 | | | | |
| 1- 1 | 0- 0 | 0- 0 | | NEUTRAL | | 0- 0 | | 0- 0 | | 1- 1 | | | | |
| <hr/> | | | | | | | | | | | | | | |
| 8- 3 | 0- 0 | 0- 0 | | NON-CONFERENCE | | 0- 0 | | 0- 0 | | 8- 3 | | | | |
| 7- 0 | 0- 0 | 0- 0 | | HOME | | 0- 0 | | 0- 0 | | 7- 0 | | | | |
| 0- 2 | 0- 0 | 0- 0 | | AWAY | | 0- 0 | | 0- 0 | | 0- 2 | | | | |
| 1- 1 | 0- 0 | 0- 0 | | NEUTRAL | | 0- 0 | | 0- 0 | | 1- 1 | | | | |
| <hr/> | | | | | | | | | | | | | | |
| 3- 11 | 0- 0 | 0- 0 | | CONFERENCE | | 0- 2 | | 0- 2 | | 3- 7 | | | | |
| 1- 6 | 0- 0 | 0- 0 | | HOME | | 0- 1 | | 0- 1 | | 1- 4 | | | | |
| 2- 5 | 0- 0 | 0- 0 | | AWAY | | 0- 1 | | 0- 1 | | 2- 3 | | | | |
| 0- 0 | 0- 0 | 0- 0 | | NEUTRAL | | 0- 0 | | 0- 0 | | 0- 0 | | | | |
| <hr/> | | | | | | | | | | | | | | |
| RPI S | Opponent | Score | RPI S | Opponent | Score | RPI S | Opponent | Score | RPI S | Opponent | Score | | | |
| | | | | | | 74 A American | 0 | 3 | 117 A Army West Point | 0 | 3 | | | |
| | | | | | | 74 H American | 0 | 3 | 117 H Army West Point | 0 | 3 | | | |
| | | | | | | 163 A Lehigh | 3 | 0 | 163 H Lehigh | 0 | 3 | | | |
| | | | | | | 197 H Marist | 3 | 2 | 210 H Colgate | 0 | 3 | | | |
| | | | | | | 240 A Providence | 0 | 3 | 249 A Bucknell | 0 | 3 | | | |
| | | | | | | 249 H Bucknell | 2 | 3 | 269 H Rider | 3 | 2 | | | |
| | | | | | | 277 A Navy | 0 | 3 | 281 H Morehead St. | 3 | 2 | | | |
| | | | | | | 293 H NJIT | 3 | 0 | 297 A La Salle | 0 | 3 | | | |
| | | | | | | 310 A Loyola Maryland | 3 | 1 | 310 H Loyola Maryland | 3 | 0 | | | |
| | | | | | | 312 H Fairleigh Dickinson | 3 | 0 | 312 N Fairleigh Dickinson | 2 | 3 | | | |
| | | | | | | 313 A Holy Cross | 0 | 3 | 313 H Holy Cross | 2 | 3 | | | |
| | | | | | | 314 H St. Francis Brooklyn | 3 | 1 | 319 H Saint Peter's | 3 | 2 | | | |
| | | | | | | 319 N Saint Peter's | 3 | 1 | | | | | | |
| | | | | | | LAST 10 GAMES | | | | | | | | |
| | | | | | | 117 H Army West Point | 0 | 3 | 163 H Lehigh | 0 | 3 | 319 N Saint Peter's | 3 | 1 |
| | | | | | | 313 H Holy Cross | 2 | 3 | 277 A Navy | 0 | 3 | | | |
| | | | | | | 249 A Bucknell | 0 | 3 | 210 H Colgate | 0 | 3 | | | |
| | | | | | | 74 A American | 0 | 3 | 313 A Holy Cross | 0 | 3 | | | |
| | | | | | | 310 A Loyola Maryland | 3 | 1 | 117 A Army West Point | 0 | 3 | | | |

Non-Div. I Games:

Lafayette

| Average RPI Win: 258 | | WON-LOST RECORD | | WINNING PCT. RANK | | LAST 10 GAMES | | STRENGTH OF SCHEDULE | | OPP. STRENGTH OF SCHEDULE | | TEAM RPI | | ADJ RPI | | CONF. RPI | | ADJ CONF. RPI | | | | | |
|----------------------|---|-----------------|--|-------------------|--|----------------|---|----------------------|--|---------------------------|--|----------|---|-------------|--|-----------|--|---------------|---|-------------------|--|-----|--|
| DIV. I ONLY | | 9- 21 | | .3 268 | | 3- 7 | | 257 | | 262 | | 283 | | .41324 286 | | 27 | | 27 | | | | | |
| DIV. I NON-CONF. | | 6- 10 | | .375 235 | | 1- 0 | | 158 | | 229 | | 214 | | .46248 216 | | 26 | | 25 | | | | | |
| TOTALS | | RPI 1-25 | | RPI 26-50 | | W-L RECORDS | | RPI 51-100 | | RPI 101-150 | | RPI 150+ | | | | | | | | | | | |
| 9- 21 | | 0- 1 | | 0- 1 | | OVERALL | | 0- 3 | | 1- 3 | | 8- 13 | | | | | | | | | | | |
| 3- 5 | | 0- 0 | | 0- 0 | | HOME | | 0- 0 | | 0- 1 | | 3- 4 | | | | | | | | | | | |
| 1- 13 | | 0- 1 | | 0- 1 | | AWAY | | 0- 2 | | 0- 1 | | 1- 8 | | | | | | | | | | | |
| 5- 3 | | 0- 0 | | 0- 0 | | NEUTRAL | | 0- 1 | | 1- 1 | | 4- 1 | | | | | | | | | | | |
| 6- 10 | | 0- 1 | | 0- 1 | | NON-CONFERENCE | | 0- 2 | | 1- 3 | | 5- 3 | | | | | | | | | | | |
| 0- 2 | | 0- 0 | | 0- 0 | | HOME | | 0- 0 | | 0- 1 | | 0- 1 | | | | | | | | | | | |
| 1- 5 | | 0- 1 | | 0- 1 | | AWAY | | 0- 1 | | 0- 1 | | 1- 1 | | | | | | | | | | | |
| 5- 3 | | 0- 0 | | 0- 0 | | NEUTRAL | | 0- 1 | | 1- 1 | | 4- 1 | | | | | | | | | | | |
| 3- 11 | | 0- 0 | | 0- 0 | | CONFERENCE | | 0- 1 | | 0- 0 | | 3- 10 | | | | | | | | | | | |
| 3- 3 | | 0- 0 | | 0- 0 | | HOME | | 0- 0 | | 0- 0 | | 3- 3 | | | | | | | | | | | |
| 0- 8 | | 0- 0 | | 0- 0 | | AWAY | | 0- 1 | | 0- 0 | | 0- 7 | | | | | | | | | | | |
| 0- 0 | | 0- 0 | | 0- 0 | | NEUTRAL | | 0- 0 | | 0- 0 | | 0- 0 | | | | | | | | | | | |
| RPI | S | Opponent | | Score | | RPI | S | Opponent | | Score | | RPI | S | Opponent | | Score | | | | | | | |
| 20 | A | Western Ky. | | 0 3 | | 34 | A | Purdue | | 0 3 | | 56 | N | Ohio | | 0 3 | | 118 | N | Southern Miss. | | 3 2 | |
| | | | | | | | | | | | | 84 | A | Chattanooga | | 0 3 | | 126 | N | Mississippi St. | | 0 3 | |
| | | | | | | | | | | | | 99 | A | Murray St. | | 0 3 | | 135 | H | North Dakota | | 1 3 | |
| | | | | | | | | | | | | | | | | | | 138 | A | Memphis | | 1 3 | |
| | | | | | | | | | | | | | | | | | | 158 | N | FIU | | 3 0 | |
| | | | | | | | | | | | | | | | | | | 178 | N | VCU | | 1 3 | |
| | | | | | | | | | | | | | | | | | | 180 | H | Belmont | | 0 3 | |
| | | | | | | | | | | | | | | | | | | 185 | A | Eastern Ill. | | 1 3 | |
| | | | | | | | | | | | | | | | | | | 185 | H | Eastern Ill. | | 1 3 | |
| | | | | | | | | | | | | | | | | | | 247 | A | Southeast Mo. St. | | 1 3 | |
| | | | | | | | | | | | | | | | | | | 247 | H | Southeast Mo. St. | | 3 2 | |
| | | | | | | | | | | | | | | | | | | 266 | H | Evansville | | 2 3 | |
| | | | | | | | | | | | | | | | | | | 267 | A | UT Martin | | 0 3 | |
| | | | | | | | | | | | | | | | | | | 267 | H | UT Martin | | 3 1 | |
| | | | | | | | | | | | | | | | | | | 270 | H | Tennessee St. | | 2 3 | |
| | | | | | | | | | | | | | | | | | | 281 | A | Morehead St. | | 0 3 | |
| | | | | | | | | | | | | | | | | | | 284 | A | UAB | | 0 3 | |
| | | | | | | | | | | | | | | | | | | 284 | N | UAB | | 3 0 | |
| | | | | | | | | | | | | | | | | | | 290 | A | Tennessee Tech | | 0 3 | |
| | | | | | | | | | | | | | | | | | | 293 | A | SIUE | | 1 3 | |
| | | | | | | | | | | | | | | | | | | 293 | H | SIUE | | 3 2 | |
| | | | | | | | | | | | | | | | | | | 301 | A | Jacksonville St. | | 2 3 | |
| | | | | | | | | | | | | | | | | | | 307 | N | Gardner-Webb | | 3 2 | |
| | | | | | | | | | | | | | | | | | | 317 | A | Alabama A&M | | 3 2 | |
| | | | | | | | | | | | | | | | | | | 332 | N | Savannah St. | | 3 0 | |
| | | | | | | LAST 10 GAMES | | | | | | | | | | | | | | | | | |
| | | | | | | | | | | | | | | | | | | 267 | H | UT Martin | | 3 1 | |
| | | | | | | | | | | | | | | | | | | 247 | H | Southeast Mo. St. | | 3 2 | |
| | | | | | | | | | | | | | | | | | | 317 | A | Alabama A&M | | 3 2 | |
| | | | | | | | | | | | | | | | | | | 301 | A | Jacksonville St. | | 2 3 | |
| | | | | | | | | | | | | | | | | | | 290 | A | Tennessee Tech | | 0 3 | |
| | | | | | | | | | | | | | | | | | | 293 | A | Tennessee Tech | | 0 3 | |
| | | | | | | | | | | | | | | | | | | 293 | H | Tennessee Tech | | 0 3 | |
| | | | | | | | | | | | | | | | | | | 293 | H | Tennessee Tech | | 0 3 | |
| | | | | | | | | | | | | | | | | | | 293 | H | Tennessee Tech | | 0 3 | |
| | | | | | | | | | | | | | | | | | | 293 | H | Tennessee Tech | | 0 3 | |
| | | | | | | | | | | | | | | | | | | 293 | H | Tennessee Tech | | 0 3 | |
| | | | | | | | | | | | | | | | | | | 293 | H | Tennessee Tech | | 0 3 | |
| | | | | | | | | | | | | | | | | | | 293 | H | Tennessee Tech | | 0 3 | |
| | | | | | | | | | | | | | | | | | | 293 | H | Tennessee Tech | | 0 3 | |
| | | | | | | | | | | | | | | | | | | 293 | H | Tennessee Tech | | 0 3 | |
| | | | | | | | | | | | | | | | | | | 293 | H | Tennessee Tech | | 0 3 | |
| | | | | | | | | | | | | | | | | | | 293 | H | Tennessee Tech | | 0 3 | |
| | | | | | | | | | | | | | | | | | | 293 | H | Tennessee Tech | | 0 3 | |
| | | | | | | | | | | | | | | | | | | 293 | H | Tennessee Tech | | 0 3 | |
| | | | | | | | | | | | | | | | | | | 293 | H | Tennessee Tech | | 0 3 | |
| | | | | | | | | | | | | | | | | | | 293 | H | Tennessee Tech | | 0 3 | |
| | | | | | | | | | | | | | | | | | | 293 | H | Tennessee Tech | | 0 3 | |
| | | | | | | | | | | | | | | | | | | 293 | H | Tennessee Tech | | 0 3 | |
| | | | | | | | | | | | | | | | | | | 293 | H | Tennessee Tech | | 0 3 | |
| | | | | | | | | | | | | | | | | | | 293 | H | Tennessee Tech | | 0 3 | |
| | | | | | | | | | | | | | | | | | | 293 | H | Tennessee Tech | | 0 3 | |
| | | | | | | | | | | | | | | | | | | | | | | | |

Non-Div. I Games:

Austin Peay

T
o
l
e
d
o

| Toledo | | | | | Through Games Of Though Nov. 8, 2015 | | | | | | | |
|---|----------|--------------------|----------------------|------------------|--------------------------------------|------------------------------|---------------|------------|--------------|------------------|----------|--|
| Average RPI Win: 257 Average RPI Loss: 158 | | WON-LOST RECORD | WINNING PCT. RANK | LAST 10 GAMES | STRENGTH OF SCHEDULE | OPP. STRENGTH OF SCHEDULE | TEAM RPI | ADJ RPI | CONF. RPI | ADJ CONF. RPI | | |
| DIV. I ONLY | | 5- 22 | .18519 309 | 2- 8 | 179 | 221 | 288 | .41259 287 | 20 | 20 | | |
| DIV. I NON-CONF. | | 3- 10 | .23077 278 | 0- 0 | 138 | 251 | 255 | .43129 255 | 15 | 15 | | |
| <hr/> | | | | | | | | | | | | |
| TOTALS | | RPI 1-25 | RPI 26-50 | | W-L RECORDS | | RPI 51-100 | | RPI 101-150 | | RPI 150+ | |
| 5- 22 | 0- 0 | | 0- 0 | | OVERALL | | 0- 4 | | 0- 5 | | 5- 13 | |
| 4- 8 | 0- 0 | | 0- 0 | | HOME | | 0- 1 | | 0- 2 | | 4- 5 | |
| 0- 11 | 0- 0 | | 0- 0 | | AWAY | | 0- 3 | | 0- 2 | | 0- 6 | |
| 1- 3 | 0- 0 | | 0- 0 | | NEUTRAL | | 0- 0 | | 0- 1 | | 1- 2 | |
| <hr/> | | | | | | | | | | | | |
| 3- 10 | 0- 0 | | 0- 0 | | NON-CONFERENCE | | 0- 2 | | 0- 2 | | 3- 6 | |
| 2- 4 | 0- 0 | | 0- 0 | | HOME | | 0- 1 | | 0- 0 | | 2- 3 | |
| 0- 3 | 0- 0 | | 0- 0 | | AWAY | | 0- 1 | | 0- 1 | | 0- 1 | |
| 1- 3 | 0- 0 | | 0- 0 | | NEUTRAL | | 0- 0 | | 0- 1 | | 1- 2 | |
| <hr/> | | | | | | | | | | | | |
| 2- 12 | 0- 0 | | 0- 0 | | CONFERENCE | | 0- 2 | | 0- 3 | | 2- 7 | |
| 2- 4 | 0- 0 | | 0- 0 | | HOME | | 0- 0 | | 0- 2 | | 2- 2 | |
| 0- 8 | 0- 0 | | 0- 0 | | AWAY | | 0- 2 | | 0- 1 | | 0- 5 | |
| 0- 0 | 0- 0 | | 0- 0 | | NEUTRAL | | 0- 0 | | 0- 0 | | 0- 0 | |
| <hr/> | | | | | | | | | | | | |
| RPI S | Opponent | Score | RPI S | Opponent | Score | RPI S | Opponent | Score | RPI S | Opponent | Score | |
| | | | | | | 56 A | Ohio | 1 3 | 105 A | Northern Ill. | 0 3 | |
| | | | | | | 58 A | Illinois St. | 1 3 | 105 H | Northern Ill. | 1 3 | |
| | | | | | | 72 H | Cleveland St. | 0 3 | 119 N | IUPUI | 0 3 | |
| | | | | | | 96 A | Kent St. | 0 3 | 123 H | Miami (OH) | 1 3 | |
| | | | | | | | | | 134 A | Valparaiso | 1 3 | |
| | | | | | | | | | 161 A | Western Mich. | 0 3 | |
| | | | | | | | | | 161 H | Western Mich. | 1 3 | |
| | | | | | | | | | 162 H | Green Bay | 1 3 | |
| | | | | | | | | | 185 N | Eastern Ill. | 2 3 | |
| | | | | | | | | | 188 A | Ball St. | 0 3 | |
| | | | | | | | | | 188 H | Ball St. | 2 3 | |
| | | | | | | | | | 191 A | DePaul | 0 3 | |
| | | | | | | | | | 191 A | Eastern Mich. | 0 3 | |
| | | | | | | | | | 223 H | Radford | 3 1 | |
| | | | | | | | | | 227 A | Buffalo | 1 3 | |
| | | | | | | | | | 228 H | Youngstown St. | 0 3 | |
| | | | | | | | | | 228 N | Youngstown St. | 1 3 | |
| | | | | | | | | | 233 A | Central Mich. | 0 3 | |
| | | | | | | | | | 237 H | Robert Morris | 3 2 | |
| | | | | | | | | | 257 H | Bowling Green | 3 2 | |
| | | | | | | | | | 266 N | Evansville | 3 2 | |
| | | | | | | | | | 272 H | Bradley | 2 3 | |
| | | | | | | | | | 304 H | Akron | 3 0 | |
| <hr/> | | | | | | | | | | | | |
| LAST 10 GAMES | | | | | | | | | | | | |
| | | | 161 A | Western Mich. | 0 3 | 257 H | Bowling Green | 3 2 | | | | |
| | | | 105 A | Northern Ill. | 0 3 | 56 A | Ohio | 1 3 | | | | |
| | | | 304 H | Akron | 3 0 | 96 A | Kent St. | 0 3 | | | | |
| | | | 188 A | Ball St. | 0 3 | 233 A | Central Mich. | 0 3 | | | | |
| | | | 123 H | Miami (OH) | 1 3 | 191 A | Eastern Mich. | 0 3 | | | | |

T
o
l
e
d
o

Non-Div. I Games:

Toledo

| Average RPI Win: 284 | | WON-LOST RECORD | | WINNING PCT. RANK | | LAST 10 GAMES | | STRENGTH OF SCHEDULE | | OPP. STRENGTH OF SCHEDULE | | TEAM RPI | | ADJ RPI | | CONF. RPI | | ADJ CONF. RPI | |
|----------------------|----------|-----------------|--|-------------------|-------------------|----------------|---|----------------------|--------------------|---------------------------|---|----------|--------------------|------------|---|-----------|--|---------------|--|
| DIV. I ONLY | | 8- 18 | | .30769 264 | | 3- 7 | | 271 | | 281 | | 289 | | .41089 288 | | 24 | | 24 | |
| DIV. I NON-CONF. | | 5- 7 | | .41667 204 | | 0- 0 | | 266 | | 306 | | 265 | | .42549 267 | | 24 | | 24 | |
| TOTALS | | RPI 1-25 | | RPI 26-50 | | W-L RECORDS | | RPI 51-100 | | RPI 101-150 | | RPI 150+ | | | | | | | |
| 8- 18 | | 0- 0 | | 0- 1 | | OVERALL | | 0- 1 | | 0- 5 | | 8- 11 | | | | | | | |
| 2- 5 | | 0- 0 | | 0- 0 | | HOME | | 0- 1 | | 0- 1 | | 2- 3 | | | | | | | |
| 1- 10 | | 0- 0 | | 0- 0 | | AWAY | | 0- 0 | | 0- 2 | | 1- 8 | | | | | | | |
| 5- 3 | | 0- 0 | | 0- 1 | | NEUTRAL | | 0- 0 | | 0- 2 | | 5- 0 | | | | | | | |
| 5- 7 | | 0- 0 | | 0- 1 | | NON-CONFERENCE | | 0- 0 | | 0- 4 | | 5- 2 | | | | | | | |
| 0- 0 | | 0- 0 | | 0- 0 | | HOME | | 0- 0 | | 0- 0 | | 0- 0 | | | | | | | |
| 0- 4 | | 0- 0 | | 0- 0 | | AWAY | | 0- 0 | | 0- 2 | | 0- 2 | | | | | | | |
| 5- 3 | | 0- 0 | | 0- 1 | | NEUTRAL | | 0- 0 | | 0- 2 | | 5- 0 | | | | | | | |
| 3- 11 | | 0- 0 | | 0- 0 | | CONFERENCE | | 0- 1 | | 0- 1 | | 3- 9 | | | | | | | |
| 2- 5 | | 0- 0 | | 0- 0 | | HOME | | 0- 1 | | 0- 1 | | 2- 3 | | | | | | | |
| 1- 6 | | 0- 0 | | 0- 0 | | AWAY | | 0- 0 | | 0- 0 | | 1- 6 | | | | | | | |
| 0- 0 | | 0- 0 | | 0- 0 | | NEUTRAL | | 0- 0 | | 0- 0 | | 0- 0 | | | | | | | |
| RPI S | Opponent | Score | | RPI S | Opponent | Score | | RPI S | Opponent | Score | | RPI S | Opponent | Score | | | | | |
| | | | | 42 N | TCU | 0 | 3 | 83 H | A&M-Corpus Christi | 0 | 3 | 118 A | Southern Miss. | 0 | 3 | | | | |
| | | | | | | | | | | | | 130 H | Central Ark. | 0 | 3 | | | | |
| | | | | | | | | | | | | 143 N | North Carolina St. | 1 | 3 | | | | |
| | | | | | | | | | | | | 150 A | Houston | 0 | 3 | | | | |
| | | | | | | | | | | | | 150 N | Houston | 2 | 3 | | | | |
| | | | | | | | | | | | | 154 A | Stephen F. Austin | 0 | 3 | | | | |
| | | | | | | | | | | | | 190 H | Houston Baptist | 0 | 3 | | | | |
| | | | | | | | | | | | | 211 A | Sam Houston St. | 0 | 3 | | | | |
| | | | | | | | | | | | | 214 H | McNeese St. | 0 | 3 | | | | |
| | | | | | | | | | | | | 230 A | Abilene Christian | 3 | 1 | | | | |
| | | | | | | | | | | | | 230 H | Abilene Christian | 3 | 0 | | | | |
| | | | | | | | | | | | | 235 A | Tulane | 0 | 3 | | | | |
| | | | | | | | | | | | | 239 A | New Orleans | 0 | 3 | | | | |
| | | | | | | | | | | | | 239 H | New Orleans | 1 | 3 | | | | |
| | | | | | | | | | | | | 241 A | Lamar | 1 | 3 | | | | |
| | | | | | | | | | | | | 251 N | Mercer | 3 | 2 | | | | |
| | | | | | | | | | | | | 260 A | Southeastern La. | 1 | 3 | | | | |
| | | | | | | | | | | | | 276 A | Northwestern St. | 0 | 3 | | | | |
| | | | | | | | | | | | | 282 H | Incarnate Word | 3 | 2 | | | | |
| | | | | | | | | | | | | 292 A | La.-Lafayette | 2 | 3 | | | | |
| | | | | | | | | | | | | 316 N | Jackson St. | 3 | 0 | | | | |
| | | | | | | | | | | | | 317 N | Alabama A&M | 3 | 0 | | | | |
| | | | | | | | | | | | | 322 N | Prairie View | 3 | 0 | | | | |
| | | | | | | | | | | | | 326 N | Southern U. | 3 | 0 | | | | |
| | | | | LAST 10 GAMES | | | | | | | | | | | | | | | |
| | | | | 230 H | Abilene Christian | 3 | 0 | 190 H | Houston Baptist | 0 | 3 | 322 N | Prairie View | 3 | 0 | | | | |
| | | | | 282 H | Incarnate Word | 3 | 2 | 83 H | A&M-Corpus Christi | 0 | 3 | 326 N | Southern U. | 3 | 0 | | | | |
| | | | | 239 A | New Orleans | 0 | 3 | 214 H | McNeese St. | 0 | 3 | | | | | | | | |
| | | | | 260 A | Southeastern La. | 1 | 3 | 130 H | Central Ark. | 0 | 3 | | | | | | | | |
| | | | | 230 A | Abilene Christian | 3 | 1 | 239 H | New Orleans | 1 | 3 | | | | | | | | |

Non-Div. I Games:

Nicholls St.

| Average RPI Win: 290 | | WON-LOST | WINNING | LAST 10 | STRENGTH OF | | OPP. STRENGTH | TEAM | ADJ | CONF. | ADJ CONF. |
|-----------------------|----------|----------|-----------|----------------|-------------|-------|----------------------|-------|-------------|----------------------|-----------|
| Average RPI Loss: 217 | | RECORD | PCT. RANK | GAMES | SCHEDULE | | OF SCHEDULE | RPI | RPI | RPI | RPI |
| DIV. I ONLY | | 11- 14 | .44 | 204 | 2- 8 | | 313 | 293 | 287 | .40971 | 289 |
| DIV. I NON-CONF. | | 8- 5 | .61538 | 125 | 0- 0 | | 318 | 258 | 233 | .45431 | 230 |
| TOTALS | | RPI 1-25 | RPI 26-50 | | W-L RECORDS | | RPI 51-100 | | RPI 101-150 | | RPI 150+ |
| 11- 14 | 0- 0 | 0- 0 | | OVERALL | | 0- 0 | | 0- 2 | | 11- 12 | |
| 7- 6 | 0- 0 | 0- 0 | | HOME | | 0- 0 | | 0- 0 | | 7- 6 | |
| 1- 6 | 0- 0 | 0- 0 | | AWAY | | 0- 0 | | 0- 1 | | 1- 5 | |
| 3- 2 | 0- 0 | 0- 0 | | NEUTRAL | | 0- 0 | | 0- 1 | | 3- 1 | |
| 8- 5 | 0- 0 | 0- 0 | | NON-CONFERENCE | | 0- 0 | | 0- 2 | | 8- 3 | |
| 5- 1 | 0- 0 | 0- 0 | | HOME | | 0- 0 | | 0- 0 | | 5- 1 | |
| 0- 2 | 0- 0 | 0- 0 | | AWAY | | 0- 0 | | 0- 1 | | 0- 1 | |
| 3- 2 | 0- 0 | 0- 0 | | NEUTRAL | | 0- 0 | | 0- 1 | | 3- 1 | |
| 3- 9 | 0- 0 | 0- 0 | | CONFERENCE | | 0- 0 | | 0- 0 | | 3- 9 | |
| 2- 5 | 0- 0 | 0- 0 | | HOME | | 0- 0 | | 0- 0 | | 2- 5 | |
| 1- 4 | 0- 0 | 0- 0 | | AWAY | | 0- 0 | | 0- 0 | | 1- 4 | |
| 0- 0 | 0- 0 | 0- 0 | | NEUTRAL | | 0- 0 | | 0- 0 | | 0- 0 | |
| RPI S | Opponent | Score | RPI S | Opponent | Score | RPI S | Opponent | Score | RPI S | Opponent | Score |
| | | | | | | | | | 106 N | San Francisco | 0 3 |
| | | | | | | | | | 129 A | St. John's (NY) | 0 3 |
| | | | | | | | | | 196 A | Bryant | 0 3 |
| | | | | | | | | | 196 H | Bryant | 1 3 |
| | | | | | | | | | 203 A | LIU Brooklyn | 0 3 |
| | | | | | | | | | 203 H | LIU Brooklyn | 0 3 |
| | | | | | | | | | 213 H | Fairfield | 3 0 |
| | | | | | | | | | 217 N | George Mason | 1 3 |
| | | | | | | | | | 218 A | Ill.-Chicago | 0 3 |
| | | | | | | | | | 224 A | Sacred Heart | 1 3 |
| | | | | | | | | | 224 H | Sacred Heart | 1 3 |
| | | | | | | | | | 237 H | Robert Morris | 1 3 |
| | | | | | | | | | 243 H | Brown | 1 3 |
| | | | | | | | | | 249 H | Bucknell | 3 1 |
| | | | | | | | | | 278 N | Cornell | 3 1 |
| | | | | | | | | | 283 N | Morgan St. | 3 0 |
| | | | | | | | | | 293 H | NJIT | 3 0 |
| | | | | | | | | | 306 N | Chicago St. | 3 0 |
| | | | | | | | | | 312 A | Fairleigh Dickinson | 3 2 |
| | | | | | | | | | 312 H | Fairleigh Dickinson | 3 0 |
| | | | | | | | | | 313 H | Holy Cross | 3 1 |
| | | | | | | | | | 314 A | St. Francis Brooklyn | 0 3 |
| | | | | | | | | | 314 H | St. Francis Brooklyn | 3 0 |
| | | | | | | | | | 315 H | Hartford | 3 0 |
| | | | | | | | | | 321 H | Saint Francis (PA) | 2 3 |
| LAST 10 GAMES | | | | | | | | | | | |
| | | | | | | 196 H | Bryant | 1 3 | 237 H | Robert Morris | 1 3 |
| | | | | | | 312 H | Fairleigh Dickinson | 3 0 | 321 H | Saint Francis (PA) | 2 3 |
| | | | | | | 224 H | Sacred Heart | 1 3 | 196 A | Bryant | 0 3 |
| | | | | | | 203 A | LIU Brooklyn | 0 3 | 312 A | Fairleigh Dickinson | 3 2 |
| | | | | | | 314 A | St. Francis Brooklyn | 0 3 | 224 A | Sacred Heart | 1 3 |

Non-Div. I Games:

Central Conn. St.

| Average RPI Win: | | 262 | WON-LOST RECORD | | WINNING PCT. RANK | LAST 10 GAMES | STRENGTH OF SCHEDULE | | OPP. STRENGTH OF SCHEDULE | TEAM RPI | ADJ RPI | CONF. RPI | ADJ CONF. RPI |
|-------------------|----------|----------|-----------------|---------------|-------------------|---------------|----------------------|-------|---------------------------|-------------------|------------|-----------|---------------|
| Average RPI Loss: | | 192 | | | | | | | | | | | |
| DIV. I ONLY | | | 7- 20 | | .25926 284 | 3- 7 | 242 | | 268 | 292 | .40839 290 | 27 | 27 |
| DIV. I NON-CONF. | | | 2- 11 | | .15385 301 | 0- 0 | 173 | | 230 | 292 | .40429 290 | 26 | 25 |
| TOTALS | | RPI 1-25 | RPI 26-50 | | W-L RECORDS | | RPI 51-100 | | RPI 101-150 | | RPI 150+ | | |
| 7- 20 | 0- 0 | | 0- 0 | | OVERALL | | 0- 4 | | 0- 3 | | 7- 13 | | |
| 5- 6 | 0- 0 | | 0- 0 | | HOME | | 0- 2 | | 0- 0 | | 5- 4 | | |
| 1- 8 | 0- 0 | | 0- 0 | | AWAY | | 0- 1 | | 0- 1 | | 1- 6 | | |
| 1- 6 | 0- 0 | | 0- 0 | | NEUTRAL | | 0- 1 | | 0- 2 | | 1- 3 | | |
| 2- 11 | 0- 0 | | 0- 0 | | NON-CONFERENCE | | 0- 3 | | 0- 3 | | 2- 5 | | |
| 1- 2 | 0- 0 | | 0- 0 | | HOME | | 0- 1 | | 0- 0 | | 1- 1 | | |
| 0- 3 | 0- 0 | | 0- 0 | | AWAY | | 0- 1 | | 0- 1 | | 0- 1 | | |
| 1- 6 | 0- 0 | | 0- 0 | | NEUTRAL | | 0- 1 | | 0- 2 | | 1- 3 | | |
| 5- 9 | 0- 0 | | 0- 0 | | CONFERENCE | | 0- 1 | | 0- 0 | | 5- 8 | | |
| 4- 4 | 0- 0 | | 0- 0 | | HOME | | 0- 1 | | 0- 0 | | 4- 3 | | |
| 1- 5 | 0- 0 | | 0- 0 | | AWAY | | 0- 0 | | 0- 0 | | 1- 5 | | |
| 0- 0 | 0- 0 | | 0- 0 | | NEUTRAL | | 0- 0 | | 0- 0 | | 0- 0 | | |
| RPI S | Opponent | Score | RPI S | Opponent | Score | RPI S | Opponent | Score | RPI S | Opponent | Score | | |
| | | | | | | 73 N | Auburn | 0 3 | 121 N | UNCG | 2 3 | | |
| | | | | | | 79 H | Towson | 0 3 | 138 A | Memphis | 0 3 | | |
| | | | | | | 98 A | Tennessee | 1 3 | 142 N | Little Rock | 0 3 | | |
| | | | | | | 99 H | Murray St. | 1 3 | 156 N | North Florida | 0 3 | | |
| | | | | | | | | | 173 H | Idaho | 0 3 | | |
| | | | | | | | | | 180 A | Belmont | 1 3 | | |
| | | | | | | | | | 180 H | Belmont | 3 2 | | |
| | | | | | | | | | 185 A | Eastern Ill. | 0 3 | | |
| | | | | | | | | | 222 H | Western Caro. | 3 1 | | |
| | | | | | | | | | 232 A | Eastern Ky. | 1 3 | | |
| | | | | | | | | | 232 H | Eastern Ky. | 1 3 | | |
| | | | | | | | | | 245 A | Wright St. | 0 3 | | |
| | | | | | | | | | 247 H | Southeast Mo. St. | 3 0 | | |
| | | | | | | | | | 266 N | Evansville | 2 3 | | |
| | | | | | | | | | 270 A | Tennessee St. | 1 3 | | |
| | | | | | | | | | 270 H | Tennessee St. | 2 3 | | |
| | | | | | | | | | 281 A | Morehead St. | 1 3 | | |
| | | | | | | | | | 281 H | Morehead St. | 3 1 | | |
| | | | | | | | | | 286 H | Austin Peay | 3 0 | | |
| | | | | | | | | | 293 A | SIUE | 3 2 | | |
| | | | | | | | | | 295 N | Niagara | 1 3 | | |
| | | | | | | | | | 301 H | Jacksonville St. | 1 3 | | |
| | | | | | | | | | 327 N | Ark.-Pine Bluff | 3 0 | | |
| LAST 10 GAMES | | | | | | | | | | | | | |
| | | | 180 H | Belmont | 3 2 | 232 A | Eastern Ky. | 1 3 | | | | | |
| | | | 270 H | Tennessee St. | 2 3 | 232 H | Eastern Ky. | 1 3 | | | | | |
| | | | 99 H | Murray St. | 1 3 | 281 H | Morehead St. | 3 1 | | | | | |
| | | | 286 H | Austin Peay | 3 0 | 270 A | Tennessee St. | 1 3 | | | | | |
| | | | 281 A | Morehead St. | 1 3 | 180 A | Belmont | 1 3 | | | | | |

Non-Div. I Games:

Tennessee Tech

| Average RPI Win: 272 | | WON-LOST RECORD | | WINNING PCT. RANK | | LAST 10 GAMES | | STRENGTH OF SCHEDULE | | OPP. STRENGTH OF SCHEDULE | | TEAM RPI | | ADJ RPI | | CONF. RPI | | ADJ CONF. RPI | |
|----------------------|---|-----------------|-------|-------------------|---|----------------|-------|----------------------|---|---------------------------|-------|----------|---|-----------------|-------|-----------|--|---------------|--|
| DIV. I ONLY | | 3- 19 | | .13636 323 | | 0- 10 | | 163 | | 187 | | 296 | | .40787 291 | | 18 | | 18 | |
| DIV. I NON-CONF. | | 2- 6 | | .25 270 | | 0- 0 | | 230 | | 188 | | 280 | | .4153 279 | | 14 | | 14 | |
| TOTALS | | RPI 1-25 | | RPI 26-50 | | W-L RECORDS | | RPI 51-100 | | RPI 101-150 | | RPI 150+ | | | | | | | |
| 3- 19 | | 0- 0 | | 0- 1 | | OVERALL | | 0- 4 | | 0- 3 | | 3- 11 | | | | | | | |
| 1- 7 | | 0- 0 | | 0- 1 | | HOME | | 0- 1 | | 0- 1 | | 1- 4 | | | | | | | |
| 0- 10 | | 0- 0 | | 0- 0 | | AWAY | | 0- 2 | | 0- 1 | | 0- 7 | | | | | | | |
| 2- 2 | | 0- 0 | | 0- 0 | | NEUTRAL | | 0- 1 | | 0- 1 | | 2- 0 | | | | | | | |
| 2- 6 | | 0- 0 | | 0- 0 | | NON-CONFERENCE | | 0- 2 | | 0- 1 | | 2- 3 | | | | | | | |
| 0- 0 | | 0- 0 | | 0- 0 | | HOME | | 0- 0 | | 0- 0 | | 0- 0 | | | | | | | |
| 0- 4 | | 0- 0 | | 0- 0 | | AWAY | | 0- 1 | | 0- 0 | | 0- 3 | | | | | | | |
| 2- 2 | | 0- 0 | | 0- 0 | | NEUTRAL | | 0- 1 | | 0- 1 | | 2- 0 | | | | | | | |
| 1- 13 | | 0- 0 | | 0- 1 | | CONFERENCE | | 0- 2 | | 0- 2 | | 1- 8 | | | | | | | |
| 1- 7 | | 0- 0 | | 0- 1 | | HOME | | 0- 1 | | 0- 1 | | 1- 4 | | | | | | | |
| 0- 6 | | 0- 0 | | 0- 0 | | AWAY | | 0- 1 | | 0- 1 | | 0- 4 | | | | | | | |
| 0- 0 | | 0- 0 | | 0- 0 | | NEUTRAL | | 0- 0 | | 0- 0 | | 0- 0 | | | | | | | |
| RPI | S | Opponent | Score | RPI | S | Opponent | Score | RPI | S | Opponent | Score | RPI | S | Opponent | Score | | | | |
| | | | | 50 | H | Northern Ariz. | 0 3 | 54 | H | Idaho St. | 0 3 | 123 | N | Miami (OH) | 2 3 | | | | |
| | | | | | | | | 69 | A | Colorado | 1 3 | 135 | A | North Dakota | 1 3 | | | | |
| | | | | | | | | 77 | N | UTSA | 0 3 | 135 | H | North Dakota | 1 3 | | | | |
| | | | | | | | | 78 | A | Sacramento St. | 0 3 | 151 | A | Northern Colo. | 0 3 | | | | |
| | | | | | | | | | | | | 151 | H | Northern Colo. | 2 3 | | | | |
| | | | | | | | | | | | | 167 | A | Nevada | 0 3 | | | | |
| | | | | | | | | | | | | 173 | A | Idaho | 0 3 | | | | |
| | | | | | | | | | | | | 173 | H | Idaho | 0 3 | | | | |
| | | | | | | | | | | | | 179 | A | Eastern Wash. | 2 3 | | | | |
| | | | | | | | | | | | | 179 | H | Eastern Wash. | 1 3 | | | | |
| | | | | | | | | | | | | 183 | H | Southern Utah | 0 3 | | | | |
| | | | | | | | | | | | | 189 | A | Air Force | 2 3 | | | | |
| | | | | | | | | | | | | 211 | A | Sam Houston St. | 1 3 | | | | |
| | | | | | | | | | | | | 228 | A | Portland St. | 1 3 | | | | |
| | | | | | | | | | | | | 235 | N | Tulane | 3 1 | | | | |
| | | | | | | | | | | | | 258 | H | Montana | 3 1 | | | | |
| | | | | | | | | | | | | 322 | N | Prairie View | 3 0 | | | | |
| LAST 10 GAMES | | | | | | | | | | | | | | | | | | | |
| | | | | 151 | H | Northern Colo. | 2 3 | 78 | A | Sacramento St. | 0 3 | | | | | | | | |
| | | | | 135 | H | North Dakota | 1 3 | 173 | H | Idaho | 0 3 | | | | | | | | |
| | | | | 179 | A | Eastern Wash. | 2 3 | 179 | H | Eastern Wash. | 1 3 | | | | | | | | |
| | | | | 173 | A | Idaho | 0 3 | 50 | H | Northern Ariz. | 0 3 | | | | | | | | |
| | | | | 228 | A | Portland St. | 1 3 | 183 | H | Southern Utah | 0 3 | | | | | | | | |

Non-Div. I Games:

Montana St.

| Average RPI Win: | 287 | WON-LOST | WINNING | LAST 10 | STRENGTH OF | OPP. STRENGTH | TEAM | ADJ | CONF. | ADJ CONF. | |
|-------------------|--------------|------------|---------------|-----------------|-------------|---------------|-----------------|--------------|------------|------------------|------------|
| Average RPI Loss: | 155 | RECORD | PCT. RANK | GAMES | SCHEDULE | OF SCHEDULE | RPI | RPI | RPI | RPI | |
| DIV. I ONLY | 5- 23 | .17857 | 313 | 0- 10 | 195 | 220 | 297 | .40782 | 292 | 15 | 15 |
| DIV. I NON-CONF. | 4- 9 | .30769 | 259 | 0- 1 | 281 | 254 | 298 | .40126 | 297 | 16 | 16 |
| <hr/> | | | | | | | | | | | |
| TOTALS | RPI 1-25 | RPI 26-50 | | W-L RECORDS | | RPI 51-100 | | RPI 101-150 | | RPI 150+ | |
| 5- 23 | 0- 1 | 0- 0 | | OVERALL | | 0- 4 | | 0- 8 | | 5- 10 | |
| 3- 8 | 0- 1 | 0- 0 | | HOME | | 0- 1 | | 0- 3 | | 3- 3 | |
| 2- 11 | 0- 0 | 0- 0 | | AWAY | | 0- 2 | | 0- 4 | | 2- 5 | |
| 0- 4 | 0- 0 | 0- 0 | | NEUTRAL | | 0- 1 | | 0- 1 | | 0- 2 | |
| <hr/> | | | | | | | | | | | |
| 4- 9 | 0- 0 | 0- 0 | | NON-CONFERENCE | | 0- 2 | | 0- 2 | | 4- 5 | |
| 3- 1 | 0- 0 | 0- 0 | | HOME | | 0- 0 | | 0- 1 | | 3- 0 | |
| 1- 4 | 0- 0 | 0- 0 | | AWAY | | 0- 1 | | 0- 0 | | 1- 3 | |
| 0- 4 | 0- 0 | 0- 0 | | NEUTRAL | | 0- 1 | | 0- 1 | | 0- 2 | |
| <hr/> | | | | | | | | | | | |
| 1- 14 | 0- 1 | 0- 0 | | CONFERENCE | | 0- 2 | | 0- 6 | | 1- 5 | |
| 0- 7 | 0- 1 | 0- 0 | | HOME | | 0- 1 | | 0- 2 | | 0- 3 | |
| 1- 7 | 0- 0 | 0- 0 | | AWAY | | 0- 1 | | 0- 4 | | 1- 2 | |
| 0- 0 | 0- 0 | 0- 0 | | NEUTRAL | | 0- 0 | | 0- 0 | | 0- 0 | |
| <hr/> | | | | | | | | | | | |
| RPI S | Opponent | Score | RPI S | Opponent | Score | RPI S | Opponent | Score | RPI S | Opponent | Score |
| 22 H | Arkansas St. | 0 3 | | | | 61 A | Rice | 0 3 | 113 A | Texas St. | 0 3 |
| | | | | | | 69 N | Colorado | 0 3 | 113 H | Texas St. | 0 3 |
| | | | | | | 71 A | Appalachian St. | 0 3 | 122 A | Texas-Arlington | 0 3 |
| | | | | | | 71 H | Appalachian St. | 0 3 | 122 H | Texas-Arlington | 0 3 |
| | | | | | | | | | 142 A | Little Rock | 0 3 |
| | | | | | | | | | 148 A | South Ala. | 1 3 |
| | | | | | | | | | 150 H | Houston | 1 3 |
| | | | | | | | | | 150 N | Houston | 0 3 |
| | | | | | | | | | 160 A | Texas Tech | 0 3 |
| | | | | | | | | | 174 A | Troy | 1 3 |
| | | | | | | | | | 174 H | Troy | 2 3 |
| | | | | | | | | | 211 N | Sam Houston St. | 0 3 |
| | | | | | | | | | 214 A | McNeese St. | 0 3 |
| | | | | | | | | | 235 H | Ga. Southern | 1 3 |
| | | | | | | | | | 246 A | La.-Monroe | 3 2 |
| | | | | | | | | | 246 H | La.-Monroe | 2 3 |
| | | | | | | | | | 252 N | Utah St. | 0 3 |
| | | | | | | | | | 259 A | Georgia St. | 1 3 |
| | | | | | | | | | 260 A | Southeastern La. | 3 2 |
| | | | | | | | | | 276 A | Northwestern St. | 2 3 |
| | | | | | | | | | 288 H | Nicholls St. | 3 2 |
| | | | | | | | | | 316 H | Jackson St. | 3 1 |
| | | | | | | | | | 326 H | Southern U. | 3 0 |
| <hr/> | | | | | | | | | | | |
| | | | LAST 10 GAMES | | | | | | | | |
| | | | 113 H | Texas St. | 0 3 | | 214 A | McNeese St. | 0 3 | | |
| | | | 122 H | Texas-Arlington | 0 3 | | 174 H | Troy | 2 3 | | |
| | | | 259 A | Georgia St. | 1 3 | | 235 H | Ga. Southern | 1 3 | | |
| | | | 71 A | Appalachian St. | 0 3 | | 174 A | Troy | 1 3 | | |
| | | | 142 A | Little Rock | 0 3 | | 148 A | South Ala. | 1 3 | | |

Non-Div. I Games:

La.-Lafayette

| Average RPI Win: 284 | | WON-LOST | WINNING | LAST 10 | STRENGTH OF | OPP. STRENGTH | TEAM | ADJ | CONF. | ADJ CONF. | | | | |
|-----------------------|---|----------|-----------|-----------|-------------|----------------|----------|------------|--------|-------------|----|----------|--|-------|
| Average RPI Loss: 181 | | RECORD | PCT. RANK | GAMES | SCHEDULE | OF SCHEDULE | RPI | RPI | RPI | RPI | | | | |
| DIV. I ONLY | | 6- 23 | .2069 | 302 | 1- 9 | 182 | 274 | 291 | .40737 | 293 | 14 | 14 | | |
| DIV. I NON-CONF. | | 5- 12 | .29412 | 264 | 1- 1 | 253 | 319 | 299 | .39574 | 301 | 17 | 18 | | |
| <hr/> | | | | | | | | | | | | | | |
| TOTALS | | RPI 1-25 | | RPI 26-50 | | W-L RECORDS | | RPI 51-100 | | RPI 101-150 | | RPI 150+ | | |
| 6- 23 | | 0- 0 | | 0- 0 | | OVERALL | | 0- 4 | | 0- 5 | | 6- 14 | | |
| 2- 8 | | 0- 0 | | 0- 0 | | HOME | | 0- 2 | | 0- 2 | | 2- 4 | | |
| 1- 10 | | 0- 0 | | 0- 0 | | AWAY | | 0- 1 | | 0- 2 | | 1- 6 | | |
| 3- 5 | | 0- 0 | | 0- 0 | | NEUTRAL | | 0- 1 | | 0- 1 | | 3- 3 | | |
| 5- 12 | | 0- 0 | | 0- 0 | | NON-CONFERENCE | | 0- 1 | | 0- 1 | | 5- 10 | | |
| 1- 2 | | 0- 0 | | 0- 0 | | HOME | | 0- 0 | | 0- 0 | | 1- 2 | | |
| 1- 5 | | 0- 0 | | 0- 0 | | AWAY | | 0- 0 | | 0- 0 | | 1- 5 | | |
| 3- 5 | | 0- 0 | | 0- 0 | | NEUTRAL | | 0- 1 | | 0- 1 | | 3- 3 | | |
| 1- 11 | | 0- 0 | | 0- 0 | | CONFERENCE | | 0- 3 | | 0- 4 | | 1- 4 | | |
| 1- 6 | | 0- 0 | | 0- 0 | | HOME | | 0- 2 | | 0- 2 | | 1- 2 | | |
| 0- 5 | | 0- 0 | | 0- 0 | | AWAY | | 0- 1 | | 0- 2 | | 0- 2 | | |
| 0- 0 | | 0- 0 | | 0- 0 | | NEUTRAL | | 0- 0 | | 0- 0 | | 0- 0 | | |
| RPI | S | Opponent | | Score | RPI | S | Opponent | | Score | RPI | S | Opponent | | Score |
| | | | | | | | | | | | | | | |
| | | | | | | | | | | | | | | |
| | | | | | | | | | | | | | | |
| | | | | | | | | | | | | | | |
| | | | | | | | | | | | | | | |
| | | | | | | | | | | | | | | |
| | | | | | | | | | | | | | | |
| | | | | | | | | | | | | | | |
| | | | | | | | | | | | | | | |
| | | | | | | | | | | | | | | |
| | | | | | | | | | | | | | | |
| | | | | | | | | | | | | | | |
| | | | | | | | | | | | | | | |
| | | | | | | | | | | | | | | |
| | | | | | | | | | | | | | | |
| | | | | | | | | | | | | | | |
| | | | | | | | | | | | | | | |
| | | | | | | | | | | | | | | |
| | | | | | | | | | | | | | | |
| | | | | | | | | | | | | | | |
| | | | | | | | | | | | | | | |
| | | | | | | | | | | | | | | |
| | | | | | | | | | | | | | | |
| | | | | | | | | | | | | | | |
| | | | | | | | | | | | | | | |
| | | | | | | | | | | | | | | |
| | | | | | | | | | | | | | | |
| | | | | | | | | | | | | | | |
| | | | | | | | | | | | | | | |
| | | | | | | | | | | | | | | |
| | | | | | | | | | | | | | | |
| | | | | | | | | | | | | | | |
| | | | | | | | | | | | | | | |
| | | | | | | | | | | | | | | |
| | | | | | | | | | | | | | | |
| | | | | | | | | | | | | | | |
| | | | | | | | | | | | | | | |
| | | | | | | | | | | | | | | |
| | | | | | | | | | | | | | | |
| | | | | | | | | | | | | | | |
| | | | | | | | | | | | | | | |
| | | | | | | | | | | | | | | |
| | | | | | | | | | | | | | | |
| | | | | | | | | | | | | | | |
| | | | | | | | | | | | | | | |
| | | | | | | | | | | | | | | |
| | | | | | | | | | | | | | | |
| | | | | | | | | | | | | | | |
| | | | | | | | | | | | | | | |
| | | | | | | | | | | | | | | |
| | | | | | | | | | | | | | | |
| | | | | | | | | | | | | | | |
| | | | | | | | | | | | | | | |
| | | | | | | | | | | | | | | |
| | | | | | | | | | | | | | | |
| | | | | | | | | | | | | | | |
| | | | | | | | | | | | | | | |
| | | | | | | | | | | | | | | |
| | | | | | | | | | | | | | | |
| | | | | | | | | | | | | | | |
| | | | | | | | | | | | | | | |
| | | | | | | | | | | | | | | |
| | | | | | | | | | | | | | | |
| | | | | | | | | | | | | | | |
| | | | | | | | | | | | | | | |
| | | | | | | | | | | | | | | |

Non-Div. I Games:

NJIT

| Average RPI Win: 280 | | WON-LOST RECORD | | WINNING PCT. RANK | | LAST 10 GAMES | | STRENGTH OF SCHEDULE | | OPP. STRENGTH OF SCHEDULE | | TEAM RPI | | ADJ RPI | | CONF. RPI | | ADJ CONF. RPI | | | |
|----------------------|---|-----------------|--|-------------------|---|-------------------|---|----------------------|---|---------------------------|---|-------------------|---|------------|---|-----------|---|-------------------|--|---|---|
| DIV. I ONLY | | 7- 17 | | .29167 275 | | 4- 6 | | 277 | | 264 | | 294 | | .40737 293 | | 27 | | 27 | | | |
| DIV. I NON-CONF. | | 2- 8 | | .2 285 | | 0- 0 | | 223 | | 208 | | 296 | | .40279 293 | | 26 | | 25 | | | |
| TOTALS | | RPI 1-25 | | RPI 26-50 | | W-L RECORDS | | RPI 51-100 | | RPI 101-150 | | RPI 150+ | | | | | | | | | |
| 7- 17 | | 0- 0 | | 0- 1 | | OVERALL | | 0- 3 | | 0- 0 | | 7- 13 | | | | | | | | | |
| 4- 6 | | 0- 0 | | 0- 1 | | HOME | | 0- 1 | | 0- 0 | | 4- 4 | | | | | | | | | |
| 1- 8 | | 0- 0 | | 0- 0 | | AWAY | | 0- 2 | | 0- 0 | | 1- 6 | | | | | | | | | |
| 2- 3 | | 0- 0 | | 0- 0 | | NEUTRAL | | 0- 0 | | 0- 0 | | 2- 3 | | | | | | | | | |
| 2- 8 | | 0- 0 | | 0- 1 | | NON-CONFERENCE | | 0- 1 | | 0- 0 | | 2- 6 | | | | | | | | | |
| 0- 3 | | 0- 0 | | 0- 1 | | HOME | | 0- 0 | | 0- 0 | | 0- 2 | | | | | | | | | |
| 0- 2 | | 0- 0 | | 0- 0 | | AWAY | | 0- 1 | | 0- 0 | | 0- 1 | | | | | | | | | |
| 2- 3 | | 0- 0 | | 0- 0 | | NEUTRAL | | 0- 0 | | 0- 0 | | 2- 3 | | | | | | | | | |
| 5- 9 | | 0- 0 | | 0- 0 | | CONFERENCE | | 0- 2 | | 0- 0 | | 5- 7 | | | | | | | | | |
| 4- 3 | | 0- 0 | | 0- 0 | | HOME | | 0- 1 | | 0- 0 | | 4- 2 | | | | | | | | | |
| 1- 6 | | 0- 0 | | 0- 0 | | AWAY | | 0- 1 | | 0- 0 | | 1- 5 | | | | | | | | | |
| 0- 0 | | 0- 0 | | 0- 0 | | NEUTRAL | | 0- 0 | | 0- 0 | | 0- 0 | | | | | | | | | |
| RPI | S | Opponent | | Score | | RPI | S | Opponent | | Score | | RPI | S | Opponent | | Score | | | | | |
| | | | | 41 | H | Arkansas | | 0 | 3 | 80 | A | Cincinnati | | 0 | 3 | 171 | A | UMKC | | 1 | 3 |
| | | | | | | | | | | 99 | A | Murray St. | | 0 | 3 | 184 | N | Omaha | | 2 | 3 |
| | | | | | | | | | | 99 | H | Murray St. | | 1 | 3 | 185 | H | Eastern Ill. | | 1 | 3 |
| | | | | | | | | | | | | | | | | 191 | N | DePaul | | 0 | 3 |
| | | | | | | | | | | | | | | | | 193 | N | Drake | | 2 | 3 |
| | | | | | | | | | | | | | | | | 200 | H | Northern Ky. | | 2 | 3 |
| | | | | | | | | | | | | | | | | 232 | A | Eastern Ky. | | 2 | 3 |
| | | | | | | | | | | | | | | | | 247 | A | Southeast Mo. St. | | 0 | 3 |
| | | | | | | | | | | | | | | | | 247 | H | Southeast Mo. St. | | 3 | 1 |
| | | | | | | | | | | | | | | | | 250 | H | Louisiana Tech | | 0 | 3 |
| | | | | | | | | | | | | | | | | 267 | A | UT Martin | | 1 | 3 |
| | | | | | | | | | | | | | | | | 267 | H | UT Martin | | 3 | 2 |
| | | | | | | | | | | | | | | | | 270 | A | Tennessee St. | | 0 | 3 |
| | | | | | | | | | | | | | | | | 272 | N | Bradley | | 3 | 0 |
| | | | | | | | | | | | | | | | | 281 | A | Morehead St. | | 3 | 1 |
| | | | | | | | | | | | | | | | | 286 | A | Austin Peay | | 2 | 3 |
| | | | | | | | | | | | | | | | | 286 | H | Austin Peay | | 3 | 1 |
| | | | | | | | | | | | | | | | | 290 | H | Tennessee Tech | | 2 | 3 |
| | | | | | | | | | | | | | | | | 301 | H | Jacksonville St. | | 3 | 2 |
| | | | | | | | | | | | | | | | | 304 | N | Akron | | 3 | 2 |
| LAST 10 GAMES | | | | | | | | | | | | | | | | | | | | | |
| | | | | 232 | A | Eastern Ky. | | 2 | 3 | 99 | H | Murray St. | | 1 | 3 | | | | | | |
| | | | | 281 | A | Morehead St. | | 3 | 1 | 267 | H | UT Martin | | 3 | 2 | | | | | | |
| | | | | 247 | A | Southeast Mo. St. | | 0 | 3 | 247 | H | Southeast Mo. St. | | 3 | 1 | | | | | | |
| | | | | 267 | A | UT Martin | | 1 | 3 | 99 | A | Murray St. | | 0 | 3 | | | | | | |
| | | | | 286 | H | Austin Peay | | 3 | 1 | 286 | A | Austin Peay | | 2 | 3 | | | | | | |

Non-Div. I Games:

SIUE

| | | | | | | | | | | | | | | |
|-------------------|------------|-----------|-----------|----------------|-------------|---------------|----------------|--------|----------|---------------|-------|-------|----------------|-----|
| Average RPI Win: | 297 | WON-LOST | WINNING | LAST 10 | STRENGTH OF | OPP. STRENGTH | TEAM | ADJ | CONF. | ADJ CONF. | | | | |
| Average RPI Loss: | 225 | RECORD | PCT. RANK | GAMES | SCHEDULE | OF SCHEDULE | RPI | RPI | RPI | RPI | | | | |
| DIV. I ONLY | 10- 16 | .38462 | 229 | 5- 5 | 297 | 304 | 293 | .40692 | 295 | 30 | 30 | | | |
| DIV. I NON-CONF. | 3- 7 | .3 | 263 | 0- 0 | 320 | 248 | 313 | .37243 | 312 | 30 | 30 | | | |
| <hr/> | | | | | | | | | | | | | | |
| TOTALS | RPI 1-25 | RPI 26-50 | | W-L RECORDS | RPI 51-100 | | RPI 101-150 | | RPI 150+ | | | | | |
| 10- 16 | 0- 0 | 0- 0 | | OVERALL | 0- 1 | | 0- 0 | | 10- 15 | | | | | |
| 4- 3 | 0- 0 | 0- 0 | | HOME | 0- 0 | | 0- 0 | | 4- 3 | | | | | |
| 4- 8 | 0- 0 | 0- 0 | | AWAY | 0- 0 | | 0- 0 | | 4- 8 | | | | | |
| 2- 5 | 0- 0 | 0- 0 | | NEUTRAL | 0- 1 | | 0- 0 | | 2- 4 | | | | | |
| <hr/> | | | | | | | | | | | | | | |
| 3- 7 | 0- 0 | 0- 0 | | NON-CONFERENCE | 0- 1 | | 0- 0 | | 3- 6 | | | | | |
| 0- 0 | 0- 0 | 0- 0 | | HOME | 0- 0 | | 0- 0 | | 0- 0 | | | | | |
| 1- 2 | 0- 0 | 0- 0 | | AWAY | 0- 0 | | 0- 0 | | 1- 2 | | | | | |
| 2- 5 | 0- 0 | 0- 0 | | NEUTRAL | 0- 1 | | 0- 0 | | 2- 4 | | | | | |
| <hr/> | | | | | | | | | | | | | | |
| 7- 9 | 0- 0 | 0- 0 | | CONFERENCE | 0- 0 | | 0- 0 | | 7- 9 | | | | | |
| 4- 3 | 0- 0 | 0- 0 | | HOME | 0- 0 | | 0- 0 | | 4- 3 | | | | | |
| 3- 6 | 0- 0 | 0- 0 | | AWAY | 0- 0 | | 0- 0 | | 3- 6 | | | | | |
| 0- 0 | 0- 0 | 0- 0 | | NEUTRAL | 0- 0 | | 0- 0 | | 0- 0 | | | | | |
| <hr/> | | | | | | | | | | | | | | |
| RPI S | Opponent | Score | RPI S | Opponent | Score | RPI S | Opponent | Score | RPI S | Opponent | Score | | | |
| | | | | | | 76 N | Gonzaga | 0 3 | 183 N | Southern Utah | 0 3 | | | |
| | | | | | | 197 A | Marist | 0 3 | | | | | | |
| | | | | | | 197 H | Marist | 1 3 | | | | | | |
| | | | | | | 199 A | Siena | 1 3 | | | | | | |
| | | | | | | 199 H | Siena | 2 3 | | | | | | |
| | | | | | | 213 A | Fairfield | 1 3 | | | | | | |
| | | | | | | 213 H | Fairfield | 3 2 | | | | | | |
| | | | | | | 215 N | Georgetown | 0 3 | | | | | | |
| | | | | | | 237 N | Robert Morris | 0 3 | | | | | | |
| | | | | | | 245 A | Wright St. | 1 3 | | | | | | |
| | | | | | | 264 A | Manhattan | 1 3 | | | | | | |
| | | | | | | 264 H | Manhattan | 1 3 | | | | | | |
| | | | | | | 266 N | Evansville | 1 3 | | | | | | |
| | | | | | | 269 A | Rider | 1 3 | | | | | | |
| | | | | | | 275 A | Fordham | 3 1 | | | | | | |
| | | | | | | 279 A | Grand Canyon | 0 3 | | | | | | |
| | | | | | | 290 N | Tennessee Tech | 3 1 | | | | | | |
| | | | | | | 300 A | Iona | 0 3 | | | | | | |
| | | | | | | 300 H | Iona | 3 2 | | | | | | |
| | | | | | | 303 A | Canisius | 3 1 | | | | | | |
| | | | | | | 303 H | Canisius | 3 0 | | | | | | |
| | | | | | | LAST 10 GAMES | | | | | | 309 N | Charleston So. | 3 2 |
| | | | | | | 199 A | Siena | 1 3 | 300 H | Iona | 3 2 | 319 A | Saint Peter's | 3 0 |
| | | | | | | 197 A | Marist | 0 3 | 264 H | Manhattan | 1 3 | 330 A | Quinnipiac | 3 1 |
| | | | | | | 213 A | Fairfield | 1 3 | 319 A | Saint Peter's | 3 0 | 330 H | Quinnipiac | 3 0 |
| 330 A | Quinnipiac | 3 1 | 269 A | Rider | 1 3 | | | | | | | | | |
| 303 A | Canisius | 3 1 | 303 H | Canisius | 3 0 | | | | | | | | | |

Non-Div. I Games:

Niagara

| Average RPI Win: | | 0 | WON-LOST RECORD | | 0 | 333 | WINNING PCT. RANK | | 0- 10 | STRENGTH OF SCHEDULE | | 82 | OPP. STRENGTH OF SCHEDULE | | 125 | TEAM RPI | | 300 | ADJ RPI | | .40607 | 296 | CONF. RPI | | 13 | ADJ CONF. RPI | | 13 |
|-------------------|---|----------|-----------------|-----------|-----|----------------|-------------------|-------------|-------|----------------------|---|----------|---------------------------|----------------|-----|----------|---|-----|---------|--|--------|-----|-----------|--|----|---------------|--|----|
| Average RPI Loss: | | 124 | | | 0 | 319 | | | 0- 0 | | | 75 | | | 106 | | | 282 | | | .41301 | 282 | | | 9 | | | 9 |
| DIV. I ONLY | | 0- 23 | | 0 | 333 | 0- 10 | | | | 82 | | 125 | | 300 | | .40607 | | 296 | 13 | | 13 | | | | | | | |
| DIV. I NON-CONF. | | 0- 12 | | 0 | 319 | 0- 0 | | | | 75 | | 106 | | 282 | | .41301 | | 282 | 9 | | 9 | | | | | | | |
| TOTALS | | RPI 1-25 | | RPI 26-50 | | W-L RECORDS | | RPI 51-100 | | RPI 101-150 | | RPI 150+ | | | | | | | | | | | | | | | | |
| 0- 23 | | 0- 1 | | 0- 3 | | OVERALL | | 0- 5 | | 0- 5 | | 0- 9 | | | | | | | | | | | | | | | | |
| 0- 8 | | 0- 0 | | 0- 1 | | HOME | | 0- 3 | | 0- 1 | | 0- 3 | | | | | | | | | | | | | | | | |
| 0- 9 | | 0- 0 | | 0- 1 | | AWAY | | 0- 1 | | 0- 3 | | 0- 4 | | | | | | | | | | | | | | | | |
| 0- 6 | | 0- 1 | | 0- 1 | | NEUTRAL | | 0- 1 | | 0- 1 | | 0- 2 | | | | | | | | | | | | | | | | |
| 0- 12 | | 0- 1 | | 0- 1 | | NON-CONFERENCE | | 0- 3 | | 0- 3 | | 0- 4 | | | | | | | | | | | | | | | | |
| 0- 3 | | 0- 0 | | 0- 0 | | HOME | | 0- 2 | | 0- 0 | | 0- 1 | | | | | | | | | | | | | | | | |
| 0- 3 | | 0- 0 | | 0- 0 | | AWAY | | 0- 0 | | 0- 2 | | 0- 1 | | | | | | | | | | | | | | | | |
| 0- 6 | | 0- 1 | | 0- 1 | | NEUTRAL | | 0- 1 | | 0- 1 | | 0- 2 | | | | | | | | | | | | | | | | |
| 0- 11 | | 0- 0 | | 0- 2 | | CONFERENCE | | 0- 2 | | 0- 2 | | 0- 5 | | | | | | | | | | | | | | | | |
| 0- 5 | | 0- 0 | | 0- 1 | | HOME | | 0- 1 | | 0- 1 | | 0- 2 | | | | | | | | | | | | | | | | |
| 0- 6 | | 0- 0 | | 0- 1 | | AWAY | | 0- 1 | | 0- 1 | | 0- 3 | | | | | | | | | | | | | | | | |
| 0- 0 | | 0- 0 | | 0- 0 | | NEUTRAL | | 0- 0 | | 0- 0 | | 0- 0 | | | | | | | | | | | | | | | | |
| RPI | S | Opponent | | Score | | RPI | S | Opponent | | Score | | RPI | S | Opponent | | Score | | | | | | | | | | | | |
| 24 | N | SMU | | 0 | 3 | 32 | A | Hawaii | | 0 | 3 | 53 | H | Long Beach St. | | 0 | 3 | | | | | | | | | | | |
| | | | | | | 32 | H | Hawaii | | 0 | 3 | 78 | N | Sacramento St. | | 0 | 3 | | | | | | | | | | | |
| | | | | | | 39 | N | Santa Clara | | 0 | 3 | 87 | H | Duke | | 0 | 3 | | | | | | | | | | | |
| | | | | | | | | | | | | 88 | H | Alabama | | 2 | 3 | | | | | | | | | | | |
| | | | | | | | | | | | | 95 | A | Cal Poly | | 0 | 3 | | | | | | | | | | | |
| | | | | | | | | | | | | | | | | | | | | | | | | | | | | |
| | | | | | | | | | | | | | | | | | | | | | | | | | | | | |
| | | | | | | | | | | | | | | | | | | | | | | | | | | | | |
| | | | | | | | | | | | | | | | | | | | | | | | | | | | | |
| | | | | | | | | | | | | | | | | | | | | | | | | | | | | |
| | | | | | | | | | | | | | | | | | | | | | | | | | | | | |
| | | | | | | | | | | | | | | | | | | | | | | | | | | | | |
| | | | | | | | | | | | | | | | | | | | | | | | | | | | | |
| | | | | | | | | | | | | | | | | | | | | | | | | | | | | |
| | | | | | | | | | | | | | | | | | | | | | | | | | | | | |
| | | | | | | | | | | | | | | | | | | | | | | | | | | | | |
| | | | | | | | | | | | | | | | | | | | | | | | | | | | | |
| | | | | | | | | | | | | | | | | | | | | | | | | | | | | |
| | | | | | | | | | | | | | | | | | | | | | | | | | | | | |
| | | | | | | | | | | | | | | | | | | | | | | | | | | | | |
| | | | | | | | | | | | | | | | | | | | | | | | | | | | | |
| | | | | | | | | | | | | | | | | | | | | | | | | | | | | |
| | | | | | | | | | | | | | | | | | | | | | | | | | | | | |
| | | | | | | | | | | | | | | | | | | | | | | | | | | | | |
| | | | | | | | | | | | | | | | | | | | | | | | | | | | | |
| | | | | | | | | | | | | | | | | | | | | | | | | | | | | |
| | | | | | | | | | | | | | | | | | | | | | | | | | | | | |
| | | | | | | | | | | | | | | | | | | | | | | | | | | | | |
| | | | | | | | | | | | | | | | | | | | | | | | | | | | | |
| | | | | | | | | | | | | | | | | | | | | | | | | | | | | |
| | | | | | | | | | | | | | | | | | | | | | | | | | | | | |
| | | | | | | | | | | | | | | | | | | | | | | | | | | | | |
| | | | | | | | | | | | | | | | | | | | | | | | | | | | | |
| | | | | | | | | | | | | | | | | | | | | | | | | | | | | |
| | | | | | | | | | | | | | | | | | | | | | | | | | | | | |
| | | | | | | | | | | | | | | | | | | | | | | | | | | | | |
| | | | | | | | | | | | | | | | | | | | | | | | | | | | | |
| | | | | | | | | | | | | | | | | | | | | | | | | | | | | |
| | | | | | | | | | | | | | | | | | | | | | | | | | | | | |
| | | | | | | | | | | | | | | | | | | | | | | | | | | | | |
| | | | | | | | | | | | | | | | | | | | | | | | | | | | | |
| | | | | | | | | | | | | | | | | | | | | | | | | | | | | |
| | | | | | | | | | | | | | | | | | | | | | | | | | | | | |
| | | | | | | | | | | | | | | | | | | | | | | | | | | | | |
| | | | | | | | | | | | | | | | | | | | | | | | | | | | | |
| | | | | | | | | | | | | | | | | | | | | | | | | | | | | |
| | | | | | | | | | | | | | | | | | | | | | | | | | | | | |
| | | | | | | | | | | | | | | | | | | | | | | | | | | | | |
| | | | | | | | | | | | | | | | | | | | | | | | | | | | | |
| | | | | | | | | | | | | | | | | | | | | | | | | | | | | |

Non-Div. I Games:

Cal St. Fullerton

| Average RPI Win: 298 | | WON-LOST | WINNING | LAST 10 | STRENGTH OF | | OPP. STRENGTH | TEAM | ADJ | CONF. | ADJ CONF. |
|-----------------------|----------|----------|----------------|----------------|-------------|-------------------------|---------------|-------|---------------------------|----------|-----------|
| Average RPI Loss: 182 | | RECORD | PCT. RANK | GAMES | SCHEDULE | | OF SCHEDULE | RPI | RPI | RPI | RPI |
| DIV. I ONLY | | 6- 23 | .2069 | 302 | 0- 10 | | 212 | 273 | 301 | .40558 | 297 |
| DIV. I NON-CONF. | | 6- 11 | .35294 | 244 | 0- 1 | | 215 | 315 | 254 | .43145 | 254 |
| TOTALS | | RPI 1-25 | RPI 26-50 | | W-L RECORDS | | RPI 51-100 | | RPI 101-150 | | RPI 150+ |
| 6- 23 | 0- 0 | 0- 2 | | OVERALL | | 0- 2 | | 0- 2 | | 6- 17 | |
| 3- 7 | 0- 0 | 0- 1 | | HOME | | 0- 1 | | 0- 1 | | 3- 4 | |
| 1- 9 | 0- 0 | 0- 0 | | AWAY | | 0- 1 | | 0- 0 | | 1- 8 | |
| 2- 7 | 0- 0 | 0- 1 | | NEUTRAL | | 0- 0 | | 0- 1 | | 2- 5 | |
| 6- 11 | 0- 0 | 0- 1 | | NON-CONFERENCE | | 0- 0 | | 0- 1 | | 6- 9 | |
| 3- 0 | 0- 0 | 0- 0 | | HOME | | 0- 0 | | 0- 0 | | 3- 0 | |
| 1- 4 | 0- 0 | 0- 0 | | AWAY | | 0- 0 | | 0- 0 | | 1- 4 | |
| 2- 7 | 0- 0 | 0- 1 | | NEUTRAL | | 0- 0 | | 0- 1 | | 2- 5 | |
| 0- 12 | 0- 0 | 0- 1 | | CONFERENCE | | 0- 2 | | 0- 1 | | 0- 8 | |
| 0- 7 | 0- 0 | 0- 1 | | HOME | | 0- 1 | | 0- 1 | | 0- 4 | |
| 0- 5 | 0- 0 | 0- 0 | | AWAY | | 0- 1 | | 0- 0 | | 0- 4 | |
| 0- 0 | 0- 0 | 0- 0 | | NEUTRAL | | 0- 0 | | 0- 0 | | 0- 0 | |
| RPI S | Opponent | Score | RPI S | Opponent | Score | RPI S | Opponent | Score | RPI S | Opponent | Score |
| | | | 35 H Dayton | 0 | 3 | 70 H Saint Louis | 1 | 3 | 101 N Temple | 0 | 3 |
| | | | 44 N Villanova | 0 | 3 | 93 A Rhode Island | 0 | 3 | 112 H George Washington | 0 | 3 |
| | | | | | | | | | 178 A VCU | 2 | 3 |
| | | | | | | | | | 178 H VCU | 0 | 3 |
| | | | | | | | | | 179 N Eastern Wash. | 0 | 3 |
| | | | | | | | | | 186 A Duquesne | 0 | 3 |
| | | | | | | | | | 186 H Duquesne | 0 | 3 |
| | | | | | | | | | 196 N Bryant | 1 | 3 |
| | | | | | | | | | 197 A Marist | 0 | 3 |
| | | | | | | | | | 207 N Penn | 0 | 3 |
| | | | | | | | | | 217 H George Mason | 1 | 3 |
| | | | | | | | | | 238 A UMES | 0 | 3 |
| | | | | | | | | | 239 A New Orleans | 2 | 3 |
| | | | | | | | | | 240 N Providence | 0 | 3 |
| | | | | | | | | | 242 A UMBC | 3 | 2 |
| | | | | | | | | | 244 A William & Mary | 0 | 3 |
| | | | | | | | | | 249 N Bucknell | 0 | 3 |
| | | | | | | | | | 261 A Davidson | 0 | 3 |
| | | | | | | | | | 261 H Davidson | 2 | 3 |
| | | | | | | | | | 275 A Fordham | 2 | 3 |
| | | | | | | | | | 285 H Lafayette | 3 | 0 |
| | | | | | | | | | 307 N Gardner-Webb | 3 | 0 |
| | | | | | | | | | 312 H Fairleigh Dickinson | 3 | 1 |
| | | | | | | | | | 320 N Norfolk St. | 3 | 2 |
| | | | | | | | | | 323 H Delaware St. | 3 | 0 |
| LAST 10 GAMES | | | 178 H VCU | 0 | 3 | 238 A UMES | 0 | 3 | 312 H Fairleigh Dickinson | 3 | 1 |
| | | | 261 H Davidson | 2 | 3 | 217 H George Mason | 1 | 3 | 320 N Norfolk St. | 3 | 2 |
| | | | 186 H Duquesne | 0 | 3 | 112 H George Washington | 0 | 3 | 323 H Delaware St. | 3 | 0 |
| | | | 261 A Davidson | 0 | 3 | 275 A Fordham | 2 | 3 | | | |
| | | | 178 A VCU | 2 | 3 | 93 A Rhode Island | 0 | 3 | | | |

Non-Div. I Games:

La Salle

| | | | | | | | | | | | | | |
|-----------------------|-------------|-----------------|-------------------|----------------|----------------------|---------------------------|---------------|--------------------------|-----------|---------------|-------|-----|---|
| Average RPI Win: | 328 | WON-LOST RECORD | WINNING PCT. RANK | LAST 10 GAMES | STRENGTH OF SCHEDULE | OPP. STRENGTH OF SCHEDULE | TEAM RPI | ADJ RPI | CONF. RPI | ADJ CONF. RPI | | | |
| Average RPI Loss: | 134 | | | | | | | | | | | | |
| DIV. I ONLY | 7- 20 | .25926 | 284 | 4- 6 | 263 | 256 | 299 | .40366 | 298 | 31 | 31 | | |
| DIV. I NON-CONF. | 0- 17 | 0 | 319 | 0- 4 | 64 | 55 | 273 | .42303 | 271 | 31 | 31 | | |
| <hr/> | | | | | | | | | | | | | |
| TOTALS | RPI 1-25 | RPI 26-50 | | W-L RECORDS | RPI 51-100 | | RPI 101-150 | | RPI 150+ | | | | |
| 7- 20 | 0- 2 | 0- 2 | | OVERALL | 0- 6 | | 0- 0 | | 7- 10 | | | | |
| 4- 7 | 0- 2 | 0- 0 | | HOME | 0- 3 | | 0- 0 | | 4- 2 | | | | |
| 3- 9 | 0- 0 | 0- 2 | | AWAY | 0- 1 | | 0- 0 | | 3- 5 | | | | |
| 0- 4 | 0- 0 | 0- 0 | | NEUTRAL | 0- 2 | | 0- 0 | | 0- 2 | | | | |
| <hr/> | | | | | | | | | | | | | |
| 0- 17 | 0- 2 | 0- 2 | | NON-CONFERENCE | 0- 6 | | 0- 0 | | 0- 7 | | | | |
| 0- 6 | 0- 2 | 0- 0 | | HOME | 0- 3 | | 0- 0 | | 0- 1 | | | | |
| 0- 7 | 0- 0 | 0- 2 | | AWAY | 0- 1 | | 0- 0 | | 0- 4 | | | | |
| 0- 4 | 0- 0 | 0- 0 | | NEUTRAL | 0- 2 | | 0- 0 | | 0- 2 | | | | |
| <hr/> | | | | | | | | | | | | | |
| 7- 3 | 0- 0 | 0- 0 | | CONFERENCE | 0- 0 | | 0- 0 | | 7- 3 | | | | |
| 4- 1 | 0- 0 | 0- 0 | | HOME | 0- 0 | | 0- 0 | | 4- 1 | | | | |
| 3- 2 | 0- 0 | 0- 0 | | AWAY | 0- 0 | | 0- 0 | | 3- 2 | | | | |
| 0- 0 | 0- 0 | 0- 0 | | NEUTRAL | 0- 0 | | 0- 0 | | 0- 0 | | | | |
| <hr/> | | | | | | | | | | | | | |
| RPI S | Opponent | Score | RPI S | Opponent | Score | RPI S | Opponent | Score | RPI S | Opponent | Score | | |
| 16 H | Texas A&M | 0 3 | 30 A | Miami (FL) | 0 3 | 51 N | Kansas St. | 0 3 | 156 A | North Florida | 0 3 | | |
| 21 H | Florida St. | 0 3 | 46 A | Arizona | 0 3 | 58 N | Illinois St. | 0 3 | 156 H | North Florida | 0 3 | | |
| | | | | | | 67 H | Xavier | 1 3 | 157 A | South Fla. | 0 3 | | |
| | | | | | | 73 A | Auburn | 0 3 | 174 A | Troy | 2 3 | | |
| | | | | | | 85 H | FGCU | 0 3 | 194 N | South Dakota | 0 3 | | |
| | | | | | | 92 H | Coastal Caro. | 0 3 | 216 A | Stetson | 0 3 | | |
| | | | | | | 221 N CSUN | | | | | | 1 3 | |
| | | | | | | 268 A Bethune-Cookman | | | | | | 0 3 | |
| | | | | | | 268 H Bethune-Cookman | | | | | | 0 3 | |
| | | | | | | 324 A N.C. A&T | | | | | | 3 1 | |
| | | | | | | 324 H N.C. A&T | | | | | | 3 0 | |
| | | | | | | 328 A N.C. Central | | | | | | 1 3 | |
| | | | | | | 328 H N.C. Central | | | | | | 3 0 | |
| | | | | | | 329 A South Carolina St. | | | | | | 3 0 | |
| | | | | | | 329 H South Carolina St. | | | | | | 3 1 | |
| | | | | | | 332 A Savannah St. | | | | | | 3 0 | |
| | | | | | | 332 H Savannah St. | | | | | | 3 0 | |
| <hr/> | | | | | | | | | | | | | |
| LAST 10 GAMES | | | | | | | | | | | | | |
| 324 A N.C. A&T | | | | | | 3 | 1 | 329 H South Carolina St. | | | | 3 | 1 |
| 328 A N.C. Central | | | | | | 1 | 3 | 216 A Stetson | | | | 0 | 3 |
| 268 H Bethune-Cookman | | | | | | 0 | 3 | 85 H FGCU | | | | 0 | 3 |
| 156 A North Florida | | | | | | 0 | 3 | 174 A Troy | | | | 2 | 3 |
| 332 H Savannah St. | | | | | | 3 | 0 | 324 H N.C. A&T | | | | 3 | 0 |

Non-Div. I Games:

Florida A&M

| Average RPI Win: 304 | | WON-LOST RECORD | WINNING PCT. RANK | | LAST 10 GAMES | STRENGTH OF SCHEDULE | | OPP. STRENGTH OF SCHEDULE | | TEAM RPI | ADJ RPI | | CONF. RPI | ADJ CONF. RPI | |
|-----------------------|---|--------------------|----------------------|-----|------------------|-------------------------|------------|------------------------------|-------------|---------------|------------|-----|--------------|--------------------|-------|
| Average RPI Loss: 178 | | | | | | | | | | | | | | | |
| DIV. I ONLY | | 7- 25 | .21875 | 295 | 1- 9 | 220 | | 288 | | 302 | .40285 | 299 | 19 | 19 | |
| DIV. I NON-CONF. | | 7- 11 | .38889 | 227 | 1- 1 | 290 | | 328 | | 295 | .40224 | 296 | 22 | 22 | |
| TOTALS | | RPI 1-25 | RPI 26-50 | | W-L RECORDS | | RPI 51-100 | | RPI 101-150 | | RPI 150+ | | | | |
| 7- 25 | | 0- 0 | 0- 0 | | OVERALL | | 0- 4 | | 0- 8 | | 7- 13 | | | | |
| 2- 9 | | 0- 0 | 0- 0 | | HOME | | 0- 1 | | 0- 3 | | 2- 5 | | | | |
| 2- 11 | | 0- 0 | 0- 0 | | AWAY | | 0- 2 | | 0- 5 | | 2- 4 | | | | |
| 3- 5 | | 0- 0 | 0- 0 | | NEUTRAL | | 0- 1 | | 0- 0 | | 3- 4 | | | | |
| 7- 11 | | 0- 0 | 0- 0 | | NON-CONFERENCE | | 0- 2 | | 0- 0 | | 7- 9 | | | | |
| 2- 3 | | 0- 0 | 0- 0 | | HOME | | 0- 0 | | 0- 0 | | 2- 3 | | | | |
| 2- 3 | | 0- 0 | 0- 0 | | AWAY | | 0- 1 | | 0- 0 | | 2- 2 | | | | |
| 3- 5 | | 0- 0 | 0- 0 | | NEUTRAL | | 0- 1 | | 0- 0 | | 3- 4 | | | | |
| 0- 14 | | 0- 0 | 0- 0 | | CONFERENCE | | 0- 2 | | 0- 8 | | 0- 4 | | | | |
| 0- 6 | | 0- 0 | 0- 0 | | HOME | | 0- 1 | | 0- 3 | | 0- 2 | | | | |
| 0- 8 | | 0- 0 | 0- 0 | | AWAY | | 0- 1 | | 0- 5 | | 0- 2 | | | | |
| 0- 0 | | 0- 0 | 0- 0 | | NEUTRAL | | 0- 0 | | 0- 0 | | 0- 0 | | | | |
| RPI | S | Opponent | Score | RPI | S | Opponent | Score | RPI | S | Opponent | Score | RPI | S | Opponent | Score |
| | | | | | | | | 81 | A | Georgia Tech | 0 3 | 115 | A | Furman | 0 3 |
| | | | | | | | | 84 | A | Chattanooga | 1 3 | 115 | H | Furman | 1 3 |
| | | | | | | | | 84 | H | Chattanooga | 0 3 | 121 | A | UNCG | 0 3 |
| | | | | | | | | 92 | N | Coastal Caro. | 1 3 | 121 | H | UNCG | 0 3 |
| | | | | | | | | | | | | 128 | A | ETSU | 0 3 |
| | | | | | | | | | | | | 128 | H | ETSU | 1 3 |
| | | | | | | | | | | | | 146 | A | Samford | 0 3 |
| | | | | | | | | | | | | 146 | A | Samford | 0 3 |
| | | | | | | | | | | | | 156 | H | North Florida | 0 3 |
| | | | | | | | | | | | | 199 | N | Siena | 3 1 |
| | | | | | | | | | | | | 208 | N | USC Upstate | 1 3 |
| | | | | | | | | | | | | 212 | H | Wofford | 0 3 |
| | | | | | | | | | | | | 222 | A | Western Caro. | 1 3 |
| | | | | | | | | | | | | 222 | H | Western Caro. | 2 3 |
| | | | | | | | | | | | | 239 | N | New Orleans | 1 3 |
| | | | | | | | | | | | | 245 | H | Wright St. | 1 3 |
| | | | | | | | | | | | | 247 | N | Southeast Mo. St. | 2 3 |
| | | | | | | | | | | | | 251 | A | Mercer | 0 3 |
| | | | | | | | | | | | | 256 | A | UNC Asheville | 1 3 |
| | | | | | | | | | | | | 256 | H | UNC Asheville | 2 3 |
| | | | | | | | | | | | | 267 | N | UT Martin | 1 3 |
| | | | | | | | | | | | | 307 | A | Gardner-Webb | 3 2 |
| | | | | | | | | | | | | 309 | A | Charleston So. | 0 3 |
| | | | | | | | | | | | | 309 | H | Charleston So. | 3 2 |
| | | | | | | | | | | | | 317 | N | Alabama A&M | 3 1 |
| | | | | | | | | | | | | 329 | N | South Carolina St. | 3 1 |
| | | | | | | | | | | | | 332 | A | Savannah St. | 3 0 |
| | | | | | | | | | | | | | | | |
| | | | | | | | | | | | | | | | |
| | | | | | | | | | | | | | | | |
| | | | | | | | | | | | | | | | |
| | | | | | | | | | | | | | | | |
| | | | | | | | | | | | | | | | |
| | | | | | | | | | | | | | | | |
| | | | | | | | | | | | | | | | |
| | | | | | | | | | | | | | | | |
| | | | | | | | | | | | | | | | |
| | | | | | | | | | | | | | | | |
| | | | | | | | | | | | | | | | |
| | | | | | | | | | | | | | | | |
| | | | | | | | | | | | | | | | |
| | | | | | | | | | | | | | | | |
| | | | | | | | | | | | | | | | |
| | | | | | | | | | | | | | | | |
| | | | | | | | | | | | | | | | |
| | | | | | | | | | | | | | | | |
| | | | | | | | | | | | | | | | |
| | | | | | | | | | | | | | | | |
| | | | | | | | | | | | | | | | |
| | | | | | | | | | | | | | | | |
| | | | | | | | | | | | | | | | |
| | | | | | | | | | | | | | | | |
| | | | | | | | | | | | | | | | |
| | | | | | | | | | | | | | | | |
| | | | | | | | | | | | | | | | |
| | | | | | | | | | | | | | | | |
| | | | | | | | | | | | | | | | |
| | | | | | | | | | | | | | | | |
| | | | | | | | | | | | | | | | |
| | | | | | | | | | | | | | | | |
| | | | | | | | | | | | | | | | |
| | | | | | | | | | | | | | | | |
| | | | | | | | | | | | | | | | |
| | | | | | | | | | | | | | | | |
| | | | | | | | | | | | | | | | |
| | | | | | | | | | | | | | | | |
| | | | | </ | | | | | | | | | | | |

Non-Div. I Games:

Citadel

| RPI | S | Opponent | Score | |
|-----|---|--------------|-------|---|
| 332 | H | Savannah St. | 3 | 1 |

Citadel

C
i
t
a
d
e
l

C
i
t
a
d
e
l

[illegible]

Non-Div. I Games:

Iona

| Average RPI Win: | 308 | WON-LOST RECORD | WINNING PCT. RANK | LAST 10 GAMES | STRENGTH OF SCHEDULE | OPP. STRENGTH OF SCHEDULE | TEAM RPI | ADJ RPI | CONF. RPI | ADJ CONF. RPI | |
|------------------|----------|-----------------|-------------------|----------------|----------------------|---------------------------|----------|-------------|-----------|----------------------|-------|
| DIV. I ONLY | 13- 19 | .40625 | 223 | 2- 8 | 311 | 308 | 298 | .40169 | 301 | 27 | 27 |
| DIV. I NON-CONF. | 9- 9 | .5 | 163 | 0- 0 | 301 | 331 | 275 | .41851 | 277 | 26 | 25 |
| <hr/> | | | | | | | | | | | |
| TOTALS | RPI 1-25 | RPI 26-50 | | W-L RECORDS | | RPI 51-100 | | RPI 101-150 | | RPI 150+ | |
| 13- 19 | 0- 0 | 0- 0 | | OVERALL | | 0- 2 | | 0- 2 | | 13- 15 | |
| 4- 6 | 0- 0 | 0- 0 | | HOME | | 0- 1 | | 0- 0 | | 4- 5 | |
| 3- 9 | 0- 0 | 0- 0 | | AWAY | | 0- 0 | | 0- 2 | | 3- 7 | |
| 6- 4 | 0- 0 | 0- 0 | | NEUTRAL | | 0- 1 | | 0- 0 | | 6- 3 | |
| 9- 9 | 0- 0 | 0- 0 | | NON-CONFERENCE | | 0- 1 | | 0- 2 | | 9- 6 | |
| 1- 2 | 0- 0 | 0- 0 | | HOME | | 0- 0 | | 0- 0 | | 1- 2 | |
| 2- 3 | 0- 0 | 0- 0 | | AWAY | | 0- 0 | | 0- 2 | | 2- 1 | |
| 6- 4 | 0- 0 | 0- 0 | | NEUTRAL | | 0- 1 | | 0- 0 | | 6- 3 | |
| 4- 10 | 0- 0 | 0- 0 | | CONFERENCE | | 0- 1 | | 0- 0 | | 4- 9 | |
| 3- 4 | 0- 0 | 0- 0 | | HOME | | 0- 1 | | 0- 0 | | 3- 3 | |
| 1- 6 | 0- 0 | 0- 0 | | AWAY | | 0- 0 | | 0- 0 | | 1- 6 | |
| 0- 0 | 0- 0 | 0- 0 | | NEUTRAL | | 0- 0 | | 0- 0 | | 0- 0 | |
| RPI | S | Opponent | Score | RPI | S | Opponent | Score | RPI | S | Opponent | Score |
| | | | | | | | | | | | |
| | | | | | | 75 N Ole Miss | 1 3 | | | 116 A Kennesaw St. | 0 3 |
| | | | | | | 99 H Murray St. | 1 3 | | | 135 A North Dakota | 0 3 |
| | | | | | | | | | | 162 N Green Bay | 0 3 |
| | | | | | | | | | | 180 A Belmont | 0 3 |
| | | | | | | | | | | 180 H Belmont | 0 3 |
| | | | | | | | | | | 185 A Eastern Ill. | 0 3 |
| | | | | | | | | | | 193 N Drake | 0 3 |
| | | | | | | | | | | 194 N South Dakota | 0 3 |
| | | | | | | | | | | 212 H Wofford | 0 3 |
| | | | | | | | | | | 232 A Eastern Ky. | 0 3 |
| | | | | | | | | | | 232 H Eastern Ky. | 0 3 |
| | | | | | | | | | | 246 H La.-Monroe | 0 3 |
| | | | | | | | | | | 267 H UT Martin | 3 0 |
| | | | | | | | | | | 270 A Tennessee St. | 0 3 |
| | | | | | | | | | | 270 H Tennessee St. | 3 2 |
| | | | | | | | | | | 281 A Morehead St. | 0 3 |
| | | | | | | | | | | 281 H Morehead St. | 1 3 |
| | | | | | | | | | | 284 A UAB | 1 3 |
| | | | | | | | | | | 286 H Austin Peay | 3 2 |
| | | | | | | | | | | 290 A Tennessee Tech | 3 1 |
| | | | | | | | | | | 293 A SIUE | 2 3 |
| | | | | | | | | | | 302 N Alabama St. | 3 0 |
| | | | | | | | | | | 316 A Jackson St. | 3 2 |
| | | | | | | | | | | 316 H Jackson St. | 3 0 |
| | | | | | | | | | | 317 A Alabama A&M | 3 0 |
| | | | | | | | | | | 317 N Alabama A&M | 3 1 |
| | | | | | | | | | | 325 N UMass Lowell | 3 0 |
| | | | | | | | | | | | |
| | | | | | | | | | | | |
| | | | | | | | | | | | |
| | | | | | | | | | | | |
| | | | | | | | | | | | |
| | | | | | | | | | | | |
| | | | | | | | | | | | |
| | | | | | | | | | | | |
| | | | | | | | | | | | |
| | | | | | | | | | | | |
| | | | | | | | | | | | |
| | | | | | | | | | | | |
| | | | | | | | | | | | |
| | | | | | | | | | | | |
| | | | | | | | | | | | |
| | | | | | | | | | | | |
| | | | | | | | | | | | |
| | | | | | | | | | | | |
| | | | | | | | | | | | |
| | | | | | | | | | | | |
| | | | | | | | | | | | |
| | | | | | | | | | | | |
| | | | | | | | | | | | |
| | | | | | | | | | | | |
| | | | | | | | | | | | |
| | | | | | | | | | | | |
| | | | | | | | | | | | |
| | | | | | | | | | | | |
| | | | | | | | | | | | |
| | | | | | | | | | | | |
| | | | | | | | | | | | |
| | | | | | | | | | | | |
| | | | | | | | | | | | |
| | | | | | | | | | | | |
| | | | | | | | | | | | |
| | | | | | | | | | | | |
| | | | | | | | | | | | |
| | | | | | | | | | | | |
| | | | | | | | | | | | |
| | | | | | | | | | | | |
| | | | | | | | | | | | |
| | | | | | | | | | | | |
| | | | | | | | | | | | |
| | | | | | | | | | | | |
| | | | | | | | | | | | |
| | | | | | | | | | | | |
| | | | | | | | | | | | |
| | | | | | | | | | | | |
| | | | | | | | | | | | |
| | | | | | | | | | | | |
| | | | | | | | | | | | |
| | | | | | | | | | | | |

Non-Div. I Games:

Jacksonville St.

| RPI | S | Opponent | Score | |
|-----|---|------------------|-------|---|
| 332 | N | Savannah St. | 3 | 0 |
| 333 | N | Alcorn | 3 | 0 |
| 334 | N | Mississippi Val. | 3 | 0 |

Jacksonville St.

J
a
c
k
s
o
n
v
i
l
l
e
s
t
.

J
a
c
k
s
o
n
v
i
l
l
e
s
t
.

| Average RPI Win: | | 321 | WON-LOST RECORD | | WINNING PCT. RANK | | LAST 10 GAMES | | STRENGTH OF SCHEDULE | | OPP. STRENGTH OF SCHEDULE | | TEAM RPI | | ADJ RPI | | CONF. RPI | | ADJ CONF. RPI | |
|-------------------|---|----------|-----------------|---------------|-------------------|--------------------|---------------|------------|----------------------|--------------------|---------------------------|----------|----------|----------|------------|--------------------|-----------|---|---------------|--|
| Average RPI Loss: | | 183 | | | | | | | | | | | | | | | | | | |
| DIV. I ONLY | | | 15- 13 | | .53571 152 | | 9- 1 | | 326 | | 327 | | 295 | | .39826 302 | | 32 | | 32 | |
| DIV. I NON-CONF. | | | 6- 11 | | .35294 244 | | 2- 0 | | 292 | | 294 | | 297 | | .39763 299 | | 32 | | 32 | |
| TOTALS | | RPI 1-25 | | RPI 26-50 | | W-L RECORDS | | RPI 51-100 | | RPI 101-150 | | RPI 150+ | | | | | | | | |
| 15- 13 | | 0- 0 | | 0- 0 | | OVERALL | | 0- 2 | | 0- 6 | | 15- 5 | | | | | | | | |
| 4- 0 | | 0- 0 | | 0- 0 | | HOME | | 0- 0 | | 0- 0 | | 4- 0 | | | | | | | | |
| 4- 8 | | 0- 0 | | 0- 0 | | AWAY | | 0- 1 | | 0- 4 | | 4- 3 | | | | | | | | |
| 7- 5 | | 0- 0 | | 0- 0 | | NEUTRAL | | 0- 1 | | 0- 2 | | 7- 2 | | | | | | | | |
| 6- 11 | | 0- 0 | | 0- 0 | | NON-CONFERENCE | | 0- 2 | | 0- 6 | | 6- 3 | | | | | | | | |
| 0- 0 | | 0- 0 | | 0- 0 | | HOME | | 0- 0 | | 0- 0 | | 0- 0 | | | | | | | | |
| 4- 6 | | 0- 0 | | 0- 0 | | AWAY | | 0- 1 | | 0- 4 | | 4- 1 | | | | | | | | |
| 2- 5 | | 0- 0 | | 0- 0 | | NEUTRAL | | 0- 1 | | 0- 2 | | 2- 2 | | | | | | | | |
| 9- 2 | | 0- 0 | | 0- 0 | | CONFERENCE | | 0- 0 | | 0- 0 | | 9- 2 | | | | | | | | |
| 4- 0 | | 0- 0 | | 0- 0 | | HOME | | 0- 0 | | 0- 0 | | 4- 0 | | | | | | | | |
| 0- 2 | | 0- 0 | | 0- 0 | | AWAY | | 0- 0 | | 0- 0 | | 0- 2 | | | | | | | | |
| 5- 0 | | 0- 0 | | 0- 0 | | NEUTRAL | | 0- 0 | | 0- 0 | | 5- 0 | | | | | | | | |
| RPI | S | Opponent | Score | RPI | S | Opponent | Score | RPI | S | Opponent | Score | RPI | S | Opponent | Score | | | | | |
| | | | | | | | | 83 | N | A&M-Corpus Christi | 2 | 3 | | 116 | A | Kennesaw St. | 0 | 3 | | |
| | | | | | | | | 88 | A | Alabama | 0 | 3 | | 121 | A | UNCG | 0 | 3 | | |
| | | | | | | | | | | | | | | 128 | N | ETSU | 1 | 3 | | |
| | | | | | | | | | | | | | | 130 | A | Central Ark. | 1 | 3 | | |
| | | | | | | | | | | | | | | 139 | N | CSU Bakersfield | 1 | 3 | | |
| | | | | | | | | | | | | | | 148 | A | South Ala. | 1 | 3 | | |
| | | | | | | | | | | | | | | 174 | A | Troy | 0 | 3 | | |
| | | | | | | | | | | | | | | 250 | N | Louisiana Tech | 3 | 1 | | |
| | | | | | | | | | | | | | | 301 | N | Jacksonville St. | 0 | 3 | | |
| | | | | | | | | | | | | | | 311 | N | Texas Southern | 3 | 2 | | |
| | | | | | | | | | | | | | | 316 | A | Jackson St. | 2 | 3 | | |
| | | | | | | | | | | | | | | 316 | H | Jackson St. | 3 | 1 | | |
| | | | | | | | | | | | | | | 317 | A | Alabama A&M | 0 | 3 | | |
| | | | | | | | | | | | | | | 317 | H | Alabama A&M | 3 | 2 | | |
| | | | | | | | | | | | | | | 320 | N | Norfolk St. | 2 | 3 | | |
| | | | | | | | | | | | | | | 322 | N | Prairie View | 3 | 0 | | |
| | | | | | | | | | | | | | | 324 | A | N.C. A&T | 3 | 1 | | |
| | | | | | | | | | | | | | | 326 | N | Southern U. | 3 | 1 | | |
| | | | | | | | | | | | | | | 327 | N | Ark.-Pine Bluff | 3 | 0 | | |
| | | | | | | | | | | | | | | 328 | A | N.C. Central | 3 | 1 | | |
| | | | | | | | | | | | | | | 329 | A | South Carolina St. | 3 | 0 | | |
| | | | | LAST 10 GAMES | | | | | | | | | | 331 | N | Grambling | 3 | 0 | | |
| | | | | 317 | H | Alabama A&M | 3 | 2 | 327 | N | Ark.-Pine Bluff | 3 | 0 | 332 | A | Savannah St. | 3 | 0 | | |
| | | | | 316 | A | Jackson St. | 2 | 3 | 322 | N | Prairie View | 3 | 0 | 332 | N | Savannah St. | 3 | 0 | | |
| | | | | 332 | A | Savannah St. | 3 | 0 | 331 | N | Grambling | 3 | 0 | 333 | H | Alcorn | 3 | 0 | | |
| | | | | 329 | A | South Carolina St. | 3 | 0 | 326 | N | Southern U. | 3 | 1 | 334 | H | Mississippi Val. | 3 | 0 | | |
| | | | | 311 | N | Texas Southern | 3 | 2 | 316 | H | Jackson St. | 3 | 1 | | | | | | | |

Non-Div. I Games:

Alabama St.

| Average RPI Win: 288 | | WON-LOST RECORD | | WINNING PCT. RANK | | LAST 10 GAMES | | STRENGTH OF SCHEDULE | | OPP. STRENGTH OF SCHEDULE | | TEAM RPI | | ADJ RPI | | CONF. RPI | | ADJ CONF. RPI | |
|----------------------|---|-----------------|--|-------------------|--|----------------|---|----------------------|--|---------------------------|--|----------|---|------------|--|-----------|--|---------------|--|
| DIV. I ONLY | | 9- 19 | | .32143 256 | | 4- 6 | | 287 | | 303 | | 303 | | .39375 303 | | 30 | | 30 | |
| DIV. I NON-CONF. | | 2- 10 | | .16667 297 | | 0- 0 | | 305 | | 250 | | 319 | | .34802 319 | | 30 | | 30 | |
| TOTALS | | RPI 1-25 | | RPI 26-50 | | W-L RECORDS | | RPI 51-100 | | RPI 101-150 | | RPI 150+ | | | | | | | |
| 9- 19 | | 0- 0 | | 0- 0 | | OVERALL | | 0- 1 | | 0- 1 | | 9- 17 | | | | | | | |
| 5- 4 | | 0- 0 | | 0- 0 | | HOME | | 0- 0 | | 0- 0 | | 5- 4 | | | | | | | |
| 3- 9 | | 0- 0 | | 0- 0 | | AWAY | | 0- 1 | | 0- 0 | | 3- 8 | | | | | | | |
| 1- 6 | | 0- 0 | | 0- 0 | | NEUTRAL | | 0- 0 | | 0- 1 | | 1- 5 | | | | | | | |
| 2- 10 | | 0- 0 | | 0- 0 | | NON-CONFERENCE | | 0- 1 | | 0- 1 | | 2- 8 | | | | | | | |
| 1- 1 | | 0- 0 | | 0- 0 | | HOME | | 0- 0 | | 0- 0 | | 1- 1 | | | | | | | |
| 0- 3 | | 0- 0 | | 0- 0 | | AWAY | | 0- 1 | | 0- 0 | | 0- 2 | | | | | | | |
| 1- 6 | | 0- 0 | | 0- 0 | | NEUTRAL | | 0- 0 | | 0- 1 | | 1- 5 | | | | | | | |
| 7- 9 | | 0- 0 | | 0- 0 | | CONFERENCE | | 0- 0 | | 0- 0 | | 7- 9 | | | | | | | |
| 4- 3 | | 0- 0 | | 0- 0 | | HOME | | 0- 0 | | 0- 0 | | 4- 3 | | | | | | | |
| 3- 6 | | 0- 0 | | 0- 0 | | AWAY | | 0- 0 | | 0- 0 | | 3- 6 | | | | | | | |
| 0- 0 | | 0- 0 | | 0- 0 | | NEUTRAL | | 0- 0 | | 0- 0 | | 0- 0 | | | | | | | |
| RPI | S | Opponent | | Score | | RPI | S | Opponent | | Score | | RPI | S | Opponent | | Score | | | |
| | | | | | | | | | | | | | | | | | | | |
| | | | | | | | | | | | | | | | | | | | |
| | | | | | | | | | | | | | | | | | | | |
| | | | | | | | | | | | | | | | | | | | |
| | | | | | | | | | | | | | | | | | | | |
| | | | | | | | | | | | | | | | | | | | |
| | | | | | | | | | | | | | | | | | | | |
| | | | | | | | | | | | | | | | | | | | |
| | | | | | | | | | | | | | | | | | | | |
| | | | | | | | | | | | | | | | | | | | |
| | | | | | | | | | | | | | | | | | | | |
| | | | | | | | | | | | | | | | | | | | |
| | | | | | | | | | | | | | | | | | | | |
| | | | | | | | | | | | | | | | | | | | |
| | | | | | | | | | | | | | | | | | | | |
| | | | | | | | | | | | | | | | | | | | |
| | | | | | | | | | | | | | | | | | | | |
| | | | | | | | | | | | | | | | | | | | |
| | | | | | | | | | | | | | | | | | | | |
| | | | | | | | | | | | | | | | | | | | |
| | | | | | | | | | | | | | | | | | | | |
| | | | | | | | | | | | | | | | | | | | |
| | | | | | | | | | | | | | | | | | | | |
| | | | | | | | | | | | | | | | | | | | |
| | | | | | | | | | | | | | | | | | | | |
| | | | | | | | | | | | | | | | | | | | |
| | | | | | | | | | | | | | | | | | | | |
| | | | | | | | | | | | | | | | | | | | |
| | | | | | | | | | | | | | | | | | | | |
| | | | | | | | | | | | | | | | | | | | |
| | | | | | | | | | | | | | | | | | | | |
| | | | | | | | | | | | | | | | | | | | |
| | | | | | | | | | | | | | | | | | | | |
| | | | | | | | | | | | | | | | | | | | |
| | | | | | | | | | | | | | | | | | | | |
| | | | | | | | | | | | | | | | | | | | |
| | | | | | | | | | | | | | | | | | | | |
| | | | | | | | | | | | | | | | | | | | |
| | | | | | | | | | | | | | | | | | | | |
| | | | | | | | | | | | | | | | | | | | |
| | | | | | | | | | | | | | | | | | | | |
| | | | | | | | | | | | | | | | | | | | |
| | | | | | | | | | | | | | | | | | | | |
| | | | | | | | | | | | | | | | | | | | |
| | | | | | | | | | | | | | | | | | | | |
| | | | | | | | | | | | | | | | | | | | |
| | | | | | | | | | | | | | | | | | | | |
| | | | | | | | | | | | | | | | | | | | |

Non-Div. I Games:

Canisius

| Average RPI Win: 274 | | WON-LOST | WINNING | LAST 10 | STRENGTH OF | | OPP. STRENGTH | TEAM | ADJ | CONF. | ADJ CONF. |
|-----------------------|----------|----------|-----------|----------------|-------------|---------------------|---------------|-------|--------------------------|----------|-----------|
| Average RPI Loss: 183 | | RECORD | PCT. RANK | GAMES | SCHEDULE | | OF SCHEDULE | RPI | RPI | RPI | RPI |
| DIV. I ONLY | | 8- 19 | .2963 | 271 | 1- 9 | | 300 | 232 | 304 | .39245 | 304 |
| DIV. I NON-CONF. | | 6- 7 | .46154 | 185 | 0- 0 | | 310 | 283 | 278 | .41419 | 280 |
| TOTALS | | RPI 1-25 | RPI 26-50 | | W-L RECORDS | | RPI 51-100 | | RPI 101-150 | | RPI 150+ |
| 8- 19 | 0- 0 | 0- 0 | | OVERALL | | 0- 3 | | 0- 5 | | 8- 11 | |
| 3- 9 | 0- 0 | 0- 0 | | HOME | | 0- 3 | | 0- 2 | | 3- 4 | |
| 4- 6 | 0- 0 | 0- 0 | | AWAY | | 0- 0 | | 0- 1 | | 4- 5 | |
| 1- 4 | 0- 0 | 0- 0 | | NEUTRAL | | 0- 0 | | 0- 2 | | 1- 2 | |
| 6- 7 | 0- 0 | 0- 0 | | NON-CONFERENCE | | 0- 1 | | 0- 2 | | 6- 4 | |
| 3- 1 | 0- 0 | 0- 0 | | HOME | | 0- 1 | | 0- 0 | | 3- 0 | |
| 2- 2 | 0- 0 | 0- 0 | | AWAY | | 0- 0 | | 0- 0 | | 2- 2 | |
| 1- 4 | 0- 0 | 0- 0 | | NEUTRAL | | 0- 0 | | 0- 2 | | 1- 2 | |
| 2- 12 | 0- 0 | 0- 0 | | CONFERENCE | | 0- 2 | | 0- 3 | | 2- 7 | |
| 0- 8 | 0- 0 | 0- 0 | | HOME | | 0- 2 | | 0- 2 | | 0- 4 | |
| 2- 4 | 0- 0 | 0- 0 | | AWAY | | 0- 0 | | 0- 1 | | 2- 3 | |
| 0- 0 | 0- 0 | 0- 0 | | NEUTRAL | | 0- 0 | | 0- 0 | | 0- 0 | |
| RPI S | Opponent | Score | RPI S | Opponent | Score | RPI S | Opponent | Score | RPI S | Opponent | Score |
| | | | | | | 56 H Ohio | 0 | 3 | 105 H Northern Ill. | 0 | 3 |
| | | | | | | 72 H Cleveland St. | 1 | 3 | 123 A Miami (OH) | 0 | 3 |
| | | | | | | 96 H Kent St. | 0 | 3 | 123 H Miami (OH) | 0 | 3 |
| | | | | | | | | | 128 N ETSU | 1 | 3 |
| | | | | | | | | | 146 N Samford | 0 | 3 |
| | | | | | | | | | 161 H Western Mich. | 1 | 3 |
| | | | | | | | | | 188 H Ball St. | 2 | 3 |
| | | | | | | | | | 191 A Eastern Mich. | 3 | 1 |
| | | | | | | | | | 193 N Drake | 2 | 3 |
| | | | | | | | | | 227 A Buffalo | 3 | 1 |
| | | | | | | | | | 227 H Buffalo | 1 | 3 |
| | | | | | | | | | 233 A Central Mich. | 1 | 3 |
| | | | | | | | | | 245 A Wright St. | 3 | 2 |
| | | | | | | | | | 245 A Wright St. | 1 | 3 |
| | | | | | | | | | 257 A Bowling Green | 2 | 3 |
| | | | | | | | | | 257 H Bowling Green | 2 | 3 |
| | | | | | | | | | 277 H Navy | 3 | 0 |
| | | | | | | | | | 281 A Morehead St. | 2 | 3 |
| | | | | | | | | | 287 A Toledo | 0 | 3 |
| | | | | | | | | | 293 N SIUE | 2 | 3 |
| | | | | | | | | | 303 H Canisius | 3 | 1 |
| | | | | | | | | | 305 A Western Ill. | 3 | 0 |
| | | | | | | | | | 321 H Saint Francis (PA) | 3 | 0 |
| | | | | | | | | | 321 N Saint Francis (PA) | 3 | 1 |
| LAST 10 GAMES | | | | | | | | | | | |
| | | | | | | 257 H Bowling Green | 2 | 3 | 233 A Central Mich. | 1 | 3 |
| | | | | | | 123 H Miami (OH) | 0 | 3 | 161 H Western Mich. | 1 | 3 |
| | | | | | | 287 A Toledo | 0 | 3 | 105 H Northern Ill. | 0 | 3 |
| | | | | | | 227 H Buffalo | 1 | 3 | 96 H Kent St. | 0 | 3 |
| | | | | | | 191 A Eastern Mich. | 3 | 1 | 56 H Ohio | 0 | 3 |

Non-Div. I Games:

Akron

| Average RPI Win: 234 | | WON-LOST RECORD | | WINNING PCT. RANK | | LAST 10 GAMES | | STRENGTH OF SCHEDULE | | OPP. STRENGTH OF SCHEDULE | | TEAM RPI | | ADJ RPI | | CONF. RPI | | ADJ CONF. RPI | |
|------------------------|----------|-----------------|--|-------------------|----------|----------------|--|------------------------|-------------|---------------------------|--|----------|------------------|------------|--|-----------|--|---------------|--|
| DIV. I ONLY | | 3- 26 | | .10345 327 | | 0- 10 | | 162 | | 239 | | 305 | | .39109 305 | | 21 | | 21 | |
| DIV. I NON-CONF. | | 2- 13 | | .13333 308 | | 0- 1 | | 206 | | 225 | | 306 | | .38679 305 | | 20 | | 20 | |
| TOTALS | | RPI 1-25 | | RPI 26-50 | | W-L RECORDS | | RPI 51-100 | | RPI 101-150 | | RPI 150+ | | | | | | | |
| 3- 26 | | 0- 1 | | 0- 0 | | OVERALL | | 0- 4 | | 0- 6 | | 3- 15 | | | | | | | |
| 0- 11 | | 0- 0 | | 0- 0 | | HOME | | 0- 1 | | 0- 2 | | 0- 8 | | | | | | | |
| 2- 10 | | 0- 1 | | 0- 0 | | AWAY | | 0- 2 | | 0- 3 | | 2- 4 | | | | | | | |
| 1- 5 | | 0- 0 | | 0- 0 | | NEUTRAL | | 0- 1 | | 0- 1 | | 1- 3 | | | | | | | |
| 2- 13 | | 0- 1 | | 0- 0 | | NON-CONFERENCE | | 0- 2 | | 0- 2 | | 2- 8 | | | | | | | |
| 0- 3 | | 0- 0 | | 0- 0 | | HOME | | 0- 0 | | 0- 0 | | 0- 3 | | | | | | | |
| 1- 5 | | 0- 1 | | 0- 0 | | AWAY | | 0- 1 | | 0- 1 | | 1- 2 | | | | | | | |
| 1- 5 | | 0- 0 | | 0- 0 | | NEUTRAL | | 0- 1 | | 0- 1 | | 1- 3 | | | | | | | |
| 1- 13 | | 0- 0 | | 0- 0 | | CONFERENCE | | 0- 2 | | 0- 4 | | 1- 7 | | | | | | | |
| 0- 8 | | 0- 0 | | 0- 0 | | HOME | | 0- 1 | | 0- 2 | | 0- 5 | | | | | | | |
| 1- 5 | | 0- 0 | | 0- 0 | | AWAY | | 0- 1 | | 0- 2 | | 1- 2 | | | | | | | |
| 0- 0 | | 0- 0 | | 0- 0 | | NEUTRAL | | 0- 0 | | 0- 0 | | 0- 0 | | | | | | | |
| RPI S | Opponent | Score | | RPI S | Opponent | Score | | RPI S | Opponent | Score | | RPI S | Opponent | Score | | | | | |
| 6 A | Kansas | 0 3 | | | | | | 70 A | Saint Louis | 0 3 | | 119 A | IUPUI | 1 3 | | | | | |
| | | | | | | | | 87 N | Duke | 0 3 | | 119 H | IUPUI | 0 3 | | | | | |
| | | | | | | | | 97 A | Denver | 0 3 | | 120 A | North Dakota St. | 0 3 | | | | | |
| | | | | | | | | 97 H | Denver | 0 3 | | 120 H | North Dakota St. | 0 3 | | | | | |
| | | | | | | | | | | | | 132 A | Indiana St. | 0 3 | | | | | |
| | | | | | | | | | | | | 134 N | Valparaiso | 1 3 | | | | | |
| | | | | | | | | | | | | 171 N | UMKC | 0 3 | | | | | |
| | | | | | | | | | | | | 176 A | Oral Roberts | 2 3 | | | | | |
| | | | | | | | | | | | | 176 H | Oral Roberts | 1 3 | | | | | |
| | | | | | | | | | | | | 184 A | Omaha | 0 3 | | | | | |
| | | | | | | | | | | | | 184 H | Omaha | 1 3 | | | | | |
| | | | | | | | | | | | | 191 H | DePaul | 1 3 | | | | | |
| | | | | | | | | | | | | 193 A | Drake | 3 2 | | | | | |
| | | | | | | | | | | | | 193 H | Drake | 0 3 | | | | | |
| | | | | | | | | | | | | 194 A | South Dakota | 3 2 | | | | | |
| | | | | | | | | | | | | 194 H | South Dakota | 0 3 | | | | | |
| | | | | | | | | | | | | 200 N | Northern Ky. | 1 3 | | | | | |
| | | | | | | | | | | | | 218 A | Ill.-Chicago | 0 3 | | | | | |
| | | | | | | | | | | | | 266 A | Evansville | 0 3 | | | | | |
| | | | | | | | | | | | | 271 H | South Dakota St. | 1 3 | | | | | |
| | | | | | | | | | | | | 274 H | IPFW | 2 3 | | | | | |
| | | | | | | | | | | | | 304 H | Akron | 0 3 | | | | | |
| | | | | | | | | | | | | 306 N | Chicago St. | 0 3 | | | | | |
| | | | | | | | | | | | | 316 N | Jackson St. | 3 1 | | | | | |
| LAST 10 GAMES | | | | | | | | | | | | | | | | | | | |
| 176 H Oral Roberts | | | | 1 3 | | | | 119 A IUPUI | | | | 1 3 | | | | | | | |
| 194 H South Dakota | | | | 0 3 | | | | 184 H Omaha | | | | 1 3 | | | | | | | |
| 184 A Omaha | | | | 0 3 | | | | 176 A Oral Roberts | | | | 2 3 | | | | | | | |
| 97 A Denver | | | | 0 3 | | | | 271 H South Dakota St. | | | | 1 3 | | | | | | | |
| 120 H North Dakota St. | | | | 0 3 | | | | 218 A Ill.-Chicago | | | | 0 3 | | | | | | | |

Non-Div. I Games:

Western Ill.

| Average RPI Win: | | 305 | WON-LOST RECORD | | WINNING PCT. RANK | | LAST 10 GAMES | | STRENGTH OF SCHEDULE | | OPP. STRENGTH OF SCHEDULE | | TEAM RPI | | ADJ RPI | | CONF. RPI | | ADJ CONF. RPI | |
|------------------|---|---------------------|-----------------|-----------|-------------------|----------------|---------------|----------------|----------------------|-------------|---------------------------|----------|----------|----------------|------------|-------|-----------|--|---------------|--|
| DIV. I ONLY | | | 1- 25 | | .03846 332 | | 0- 10 | | 123 | | 248 | | 310 | | .38621 306 | | 23 | | 23 | |
| DIV. I NON-CONF. | | | 1- 13 | | .07143 315 | | 0- 1 | | 98 | | 232 | | 290 | | .40409 291 | | 21 | | 21 | |
| TOTALS | | RPI 1-25 | | RPI 26-50 | | W-L RECORDS | | RPI 51-100 | | RPI 101-150 | | RPI 150+ | | | | | | | | |
| 1- 25 | | 0- 2 | | 0- 1 | | OVERALL | | 0- 2 | | 0- 6 | | 1- 14 | | | | | | | | |
| 0- 8 | | 0- 0 | | 0- 0 | | HOME | | 0- 1 | | 0- 2 | | 0- 5 | | | | | | | | |
| 0- 11 | | 0- 1 | | 0- 0 | | AWAY | | 0- 1 | | 0- 3 | | 0- 6 | | | | | | | | |
| 1- 6 | | 0- 1 | | 0- 1 | | NEUTRAL | | 0- 0 | | 0- 1 | | 1- 3 | | | | | | | | |
| 1- 13 | | 0- 2 | | 0- 1 | | NON-CONFERENCE | | 0- 0 | | 0- 3 | | 1- 7 | | | | | | | | |
| 0- 1 | | 0- 0 | | 0- 0 | | HOME | | 0- 0 | | 0- 0 | | 0- 1 | | | | | | | | |
| 0- 6 | | 0- 1 | | 0- 0 | | AWAY | | 0- 0 | | 0- 2 | | 0- 3 | | | | | | | | |
| 1- 6 | | 0- 1 | | 0- 1 | | NEUTRAL | | 0- 0 | | 0- 1 | | 1- 3 | | | | | | | | |
| 0- 12 | | 0- 0 | | 0- 0 | | CONFERENCE | | 0- 2 | | 0- 3 | | 0- 7 | | | | | | | | |
| 0- 7 | | 0- 0 | | 0- 0 | | HOME | | 0- 1 | | 0- 2 | | 0- 4 | | | | | | | | |
| 0- 5 | | 0- 0 | | 0- 0 | | AWAY | | 0- 1 | | 0- 1 | | 0- 3 | | | | | | | | |
| 0- 0 | | 0- 0 | | 0- 0 | | NEUTRAL | | 0- 0 | | 0- 0 | | 0- 0 | | | | | | | | |
| RPI | S | Opponent | | Score | | RPI | S | Opponent | | Score | | RPI | S | Opponent | | Score | | | | |
| 2 | A | Southern California | | 0 | 3 | 27 | N | North Carolina | | 0 | 3 | 132 | A | Indiana St. | | 0 | 3 | | | |
| 18 | N | BYU | | 0 | 3 | | | | | | | 82 | A | New Mexico St. | | 0 | 3 | | | |
| | | | | | | | | | | | | 82 | H | New Mexico St. | | 0 | 3 | | | |
| | | | | | | | | | | | | | | | | | | | | |
| | | | | | | | | | | | | | | | | | | | | |
| | | | | | | | | | | | | | | | | | | | | |
| | | | | | | | | | | | | | | | | | | | | |
| | | | | | | | | | | | | | | | | | | | | |
| | | | | | | | | | | | | | | | | | | | | |
| | | | | | | | | | | | | | | | | | | | | |
| | | | | | | | | | | | | | | | | | | | | |
| | | | | | | | | | | | | | | | | | | | | |
| | | | | | | | | | | | | | | | | | | | | |
| | | | | | | | | | | | | | | | | | | | | |
| | | | | | | | | | | | | | | | | | | | | |
| | | | | | | | | | | | | | | | | | | | | |
| | | | | | | | | | | | | | | | | | | | | |
| | | | | | | | | | | | | | | | | | | | | |
| | | | | | | | | | | | | | | | | | | | | |
| | | | | | | | | | | | | | | | | | | | | |
| | | | | | | | | | | | | | | | | | | | | |
| | | | | | | | | | | | | | | | | | | | | |
| | | | | | | | | | | | | | | | | | | | | |
| | | | | | | | | | | | | | | | | | | | | |
| | | | | | | | | | | | | | | | | | | | | |
| | | | | | | | | | | | | | | | | | | | | |
| | | | | | | | | | | | | | | | | | | | | |
| | | | | | | | | | | | | | | | | | | | | |
| | | | | | | | | | | | | | | | | | | | | |
| | | | | | | | | | | | | | | | | | | | | |
| | | | | | | | | | | | | | | | | | | | | |
| | | | | | | | | | | | | | | | | | | | | |
| | | | | | | | | | | | | | | | | | | | | |
| | | | | | | | | | | | | | | | | | | | | |
| | | | | | | | | | | | | | | | | | | | | |
| | | | | | | | | | | | | | | | | | | | | |
| | | | | | | | | | | | | | | | | | | | | |
| | | | | | | | | | | | | | | | | | | | | |
| | | | | | | | | | | | | | | | | | | | | |
| | | | | | | | | | | | | | | | | | | | | |
| | | | | | | | | | | | | | | | | | | | | |
| | | | | | | | | | | | | | | | | | | | | |
| | | | | | | | | | | | | | | | | | | | | |
| | | | | | | | | | | | | | | | | | | | | |
| | | | | | | | | | | | | | | | | | | | | |
| | | | | | | | | | | | | | | | | | | | | |
| | | | | | | | | | | | | | | | | | | | | |
| | | | | | | | | | | | | | | | | | | | | |

Non-Div. I Games:

Chicago St.

| | | | | | | | | | | | | | | | | | |
|------------------|---------------|--------------------|----------------------|------------------|-------------------------|------------------------------|--------------------|------------|---------------|-------------------|-------|-------|--------------------|-----|--|--|--|
| Average RPI Win: | 294 | WON-LOST RECORD | WINNING PCT. RANK | LAST 10 GAMES | STRENGTH OF SCHEDULE | OPP. STRENGTH OF SCHEDULE | TEAM RPI | ADJ RPI | CONF. RPI | ADJ CONF. RPI | | | | | | | |
| DIV. I ONLY | | 9- 20 | .31034 262 | 4- 6 | 308 | 285 | 307 | .38389 307 | 26 | 26 | | | | | | | |
| DIV. I NON-CONF. | | 6- 11 | .35294 244 | 2- 0 | 314 | 284 | 307 | .3862 306 | 27 | 27 | | | | | | | |
| <hr/> | | | | | | | | | | | | | | | | | |
| TOTALS | RPI 1-25 | RPI 26-50 | | W-L RECORDS | RPI 51-100 | | RPI 101-150 | | RPI 150+ | | | | | | | | |
| 9- 20 | 0- 0 | 0- 0 | | OVERALL | 0- 4 | | 0- 2 | | 9- 14 | | | | | | | | |
| 5- 6 | 0- 0 | 0- 0 | | HOME | 0- 0 | | 0- 1 | | 5- 5 | | | | | | | | |
| 2- 10 | 0- 0 | 0- 0 | | AWAY | 0- 4 | | 0- 1 | | 2- 5 | | | | | | | | |
| 2- 4 | 0- 0 | 0- 0 | | NEUTRAL | 0- 0 | | 0- 0 | | 2- 4 | | | | | | | | |
| <hr/> | | | | | | | | | | | | | | | | | |
| 6- 11 | 0- 0 | 0- 0 | | NON-CONFERENCE | 0- 3 | | 0- 1 | | 6- 7 | | | | | | | | |
| 2- 4 | 0- 0 | 0- 0 | | HOME | 0- 0 | | 0- 1 | | 2- 3 | | | | | | | | |
| 2- 3 | 0- 0 | 0- 0 | | AWAY | 0- 3 | | 0- 0 | | 2- 0 | | | | | | | | |
| 2- 4 | 0- 0 | 0- 0 | | NEUTRAL | 0- 0 | | 0- 0 | | 2- 4 | | | | | | | | |
| <hr/> | | | | | | | | | | | | | | | | | |
| 3- 9 | 0- 0 | 0- 0 | | CONFERENCE | 0- 1 | | 0- 1 | | 3- 7 | | | | | | | | |
| 3- 2 | 0- 0 | 0- 0 | | HOME | 0- 0 | | 0- 0 | | 3- 2 | | | | | | | | |
| 0- 7 | 0- 0 | 0- 0 | | AWAY | 0- 1 | | 0- 1 | | 0- 5 | | | | | | | | |
| 0- 0 | 0- 0 | 0- 0 | | NEUTRAL | 0- 0 | | 0- 0 | | 0- 0 | | | | | | | | |
| <hr/> | | | | | | | | | | | | | | | | | |
| RPI S | Opponent | Score | RPI S | Opponent | Score | RPI S | Opponent | Score | RPI S | Opponent | Score | | | | | | |
| | | | | | | 57 A | Iowa | 0 3 | 115 H | Furman | 0 3 | | | | | | |
| | | | | | | 71 A | Appalachian St. | 0 3 | 145 A | Liberty | 1 3 | | | | | | |
| | | | | | | 84 A | Chattanooga | 0 3 | 182 H | High Point | 0 3 | | | | | | |
| | | | | | | 92 A | Coastal Caro. | 0 3 | 193 N | Drake | 1 3 | | | | | | |
| | | | | | | | | | 193 N | Drake | 0 3 | | | | | | |
| | | | | | | | | | 208 H | USC Upstate | 1 3 | | | | | | |
| | | | | | | | | | 220 H | Campbell | 1 3 | | | | | | |
| | | | | | | | | | 223 A | Radford | 1 3 | | | | | | |
| | | | | | | | | | 244 A | William & Mary | 3 2 | | | | | | |
| | | | | | | | | | 247 H | Southeast Mo. St. | 0 3 | | | | | | |
| | | | | | | 253 A | Winthrop | 1 3 | 253 H | Winthrop | 3 2 | | | | | | |
| | | | | | | 256 A | UNC Asheville | 1 3 | 256 H | UNC Asheville | 3 1 | | | | | | |
| | | | | | | 284 N | UAB | 3 1 | 286 N | Austin Peay | 2 3 | | | | | | |
| | | | | | | 297 N | La Salle | 0 3 | 299 H | Citadel | 2 3 | | | | | | |
| | | | | | | 308 A | Presbyterian | 2 3 | 308 H | Presbyterian | 3 1 | | | | | | |
| | | | | | | 309 A | Charleston So. | 1 3 | 320 N | Norfolk St. | 3 1 | | | | | | |
| | | | | | | 328 A | N.C. Central | 3 0 | 328 H | N.C. Central | 3 1 | | | | | | |
| | | | | | | 329 H | South Carolina St. | 3 0 | | | | | | | | | |
| | | | | | | | | | LAST 10 GAMES | | | 92 A | Coastal Caro. | 0 3 | | | |
| | | | | | | | | | | | | 329 H | South Carolina St. | 3 0 | | | |
| 256 H | UNC Asheville | 3 1 | | | | | | | | | | | | | | | |
| 328 A | N.C. Central | 3 0 | | | | | | | | | | | | | | | |
| | | | | | | 253 H | Winthrop | 3 2 | | | | | | | | | |
| | | | | | | | | | | | | | | | | | |
| | | | | | | | | | | | | | | | | | |
| | | | | | | | | | | | | | | | | | |
| | | | | | | | | | | | | | | | | | |
| | | | | | | | | | | | | | | | | | |
| | | | | | | | | | | | | | | | | | |
| | | | | | | | | | | | | | | | | | |

Non-Div. I Games:

Gardner-Webb

| Average RPI Win: | | 302 | WON-LOST RECORD | | WINNING PCT. RANK | | LAST 10 GAMES | | STRENGTH OF SCHEDULE | | OPP. STRENGTH OF SCHEDULE | | TEAM RPI | | ADJ RPI | | CONF. RPI | | ADJ CONF. RPI | |
|-------------------|---|----------|-----------------|-----------|-------------------|----------------|---------------|------------|----------------------|-------------|---------------------------|----------|----------|-------|------------|---|-----------|--|---------------|--|
| Average RPI Loss: | | 203 | | | | | | | | | | | | | | | | | | |
| DIV. I ONLY | | | 4- 23 | | .14815 320 | | 1- 9 | | 216 | | 291 | | 313 | | .38339 308 | | 26 | | 26 | |
| DIV. I NON-CONF. | | | 2- 12 | | .14286 305 | | 0- 1 | | 214 | | 275 | | 310 | | .38549 307 | | 27 | | 27 | |
| TOTALS | | RPI 1-25 | | RPI 26-50 | | W-L RECORDS | | RPI 51-100 | | RPI 101-150 | | RPI 150+ | | | | | | | | |
| 4- 23 | | 0- 0 | | 0- 0 | | OVERALL | | 0- 4 | | 0- 2 | | 4- 17 | | | | | | | | |
| 2- 6 | | 0- 0 | | 0- 0 | | HOME | | 0- 1 | | 0- 1 | | 2- 4 | | | | | | | | |
| 0- 11 | | 0- 0 | | 0- 0 | | AWAY | | 0- 3 | | 0- 0 | | 0- 8 | | | | | | | | |
| 2- 6 | | 0- 0 | | 0- 0 | | NEUTRAL | | 0- 0 | | 0- 1 | | 2- 5 | | | | | | | | |
| 2- 12 | | 0- 0 | | 0- 0 | | NON-CONFERENCE | | 0- 2 | | 0- 1 | | 2- 9 | | | | | | | | |
| 0- 1 | | 0- 0 | | 0- 0 | | HOME | | 0- 0 | | 0- 0 | | 0- 1 | | | | | | | | |
| 0- 5 | | 0- 0 | | 0- 0 | | AWAY | | 0- 2 | | 0- 0 | | 0- 3 | | | | | | | | |
| 2- 6 | | 0- 0 | | 0- 0 | | NEUTRAL | | 0- 0 | | 0- 1 | | 2- 5 | | | | | | | | |
| 2- 11 | | 0- 0 | | 0- 0 | | CONFERENCE | | 0- 2 | | 0- 1 | | 2- 8 | | | | | | | | |
| 2- 5 | | 0- 0 | | 0- 0 | | HOME | | 0- 1 | | 0- 1 | | 2- 3 | | | | | | | | |
| 0- 6 | | 0- 0 | | 0- 0 | | AWAY | | 0- 1 | | 0- 0 | | 0- 5 | | | | | | | | |
| 0- 0 | | 0- 0 | | 0- 0 | | NEUTRAL | | 0- 0 | | 0- 0 | | 0- 0 | | | | | | | | |
| RPI | S | Opponent | | Score | RPI | S | Opponent | | Score | RPI | S | Opponent | | Score | RPI | S | Opponent | | Score | |
| | | | | | | | | | | | | | | | | | | | | |
| | | | | | | | | | | | | | | | | | | | | |
| | | | | | | | | | | | | | | | | | | | | |
| | | | | | | | | | | | | | | | | | | | | |
| | | | | | | | | | | | | | | | | | | | | |
| | | | | | | | | | | | | | | | | | | | | |
| | | | | | | | | | | | | | | | | | | | | |
| | | | | | | | | | | | | | | | | | | | | |
| | | | | | | | | | | | | | | | | | | | | |
| | | | | | | | | | | | | | | | | | | | | |
| | | | | | | | | | | | | | | | | | | | | |
| | | | | | | | | | | | | | | | | | | | | |
| | | | | | | | | | | | | | | | | | | | | |
| | | | | | | | | | | | | | | | | | | | | |
| | | | | | | | | | | | | | | | | | | | | |
| | | | | | | | | | | | | | | | | | | | | |
| | | | | | | | | | | | | | | | | | | | | |
| | | | | | | | | | | | | | | | | | | | | |
| | | | | | | | | | | | | | | | | | | | | |
| | | | | | | | | | | | | | | | | | | | | |
| | | | | | | | | | | | | | | | | | | | | |
| | | | | | | | | | | | | | | | | | | | | |
| | | | | | | | | | | | | | | | | | | | | |
| | | | | | | | | | | | | | | | | | | | | |
| | | | | | | | | | | | | | | | | | | | | |
| | | | | | | | | | | | | | | | | | | | | |
| | | | | | | | | | | | | | | | | | | | | |
| | | | | | | | | | | | | | | | | | | | | |
| | | | | | | | | | | | | | | | | | | | | |
| | | | | | | | | | | | | | | | | | | | | |
| | | | | | | | | | | | | | | | | | | | | |
| | | | | | | | | | | | | | | | | | | | | |
| | | | | | | | | | | | | | | | | | | | | |
| | | | | | | | | | | | | | | | | | | | | |
| | | | | | | | | | | | | | | | | | | | | |
| | | | | | | | | | | | | | | | | | | | | |
| | | | | | | | | | | | | | | | | | | | | |
| | | | | | | | | | | | | | | | | | | | | |
| | | | | | | | | | | | | | | | | | | | | |
| | | | | | | | | | | | | | | | | | | | | |
| | | | | | | | | | | | | | | | | | | | | |
| | | | | | | | | | | | | | | | | | | | | |
| | | | | | | | | | | | | | | | | | | | | |
| | | | | | | | | | | | | | | | | | | | | |
| | | | | | | | | | | | | | | | | | | | | |

Non-Div. I Games:

Presbyterian

| | | | | | | | | | | | | |
|-------------------|----------|-----------|---------------|--------------------|-------------|---------------|-----------------|-------------|--------|--------------------|-------|----|
| Average RPI Win: | 297 | WON-LOST | WINNING | LAST 10 | STRENGTH OF | OPP. STRENGTH | TEAM | ADJ | CONF. | ADJ CONF. | | |
| Average RPI Loss: | 193 | RECORD | PCT. RANK | GAMES | SCHEDULE | OF SCHEDULE | RPI | RPI | RPI | RPI | | |
| DIV. I ONLY | | 10- 20 | .33333 | 248 | 5- 5 | 315 | 272 | 308 | .38202 | 309 | 26 | 26 |
| DIV. I NON-CONF. | | 6- 12 | .33333 | 248 | 1- 0 | 328 | 263 | 316 | .3591 | 317 | 27 | 27 |
| <hr/> | | | | | | | | | | | | |
| TOTALS | RPI 1-25 | RPI 26-50 | | W-L RECORDS | | RPI 51-100 | | RPI 101-150 | | RPI 150+ | | |
| 10- 20 | 0- 0 | 0- 0 | | OVERALL | | 0- 4 | | 0- 2 | | 10- 14 | | |
| 6- 4 | 0- 0 | 0- 0 | | HOME | | 0- 1 | | 0- 0 | | 6- 3 | | |
| 3- 9 | 0- 0 | 0- 0 | | AWAY | | 0- 1 | | 0- 2 | | 3- 6 | | |
| 1- 7 | 0- 0 | 0- 0 | | NEUTRAL | | 0- 2 | | 0- 0 | | 1- 5 | | |
| <hr/> | | | | | | | | | | | | |
| 6- 12 | 0- 0 | 0- 0 | | NON-CONFERENCE | | 0- 2 | | 0- 1 | | 6- 9 | | |
| 3- 0 | 0- 0 | 0- 0 | | HOME | | 0- 0 | | 0- 0 | | 3- 0 | | |
| 2- 5 | 0- 0 | 0- 0 | | AWAY | | 0- 0 | | 0- 1 | | 2- 4 | | |
| 1- 7 | 0- 0 | 0- 0 | | NEUTRAL | | 0- 2 | | 0- 0 | | 1- 5 | | |
| <hr/> | | | | | | | | | | | | |
| 4- 8 | 0- 0 | 0- 0 | | CONFERENCE | | 0- 2 | | 0- 1 | | 4- 5 | | |
| 3- 4 | 0- 0 | 0- 0 | | HOME | | 0- 1 | | 0- 0 | | 3- 3 | | |
| 1- 4 | 0- 0 | 0- 0 | | AWAY | | 0- 1 | | 0- 1 | | 1- 2 | | |
| 0- 0 | 0- 0 | 0- 0 | | NEUTRAL | | 0- 0 | | 0- 0 | | 0- 0 | | |
| <hr/> | | | | | | | | | | | | |
| RPI S | Opponent | Score | RPI S | Opponent | Score | RPI S | Opponent | Score | RPI S | Opponent | Score | |
| | | | | | | 64 N | UNCW | 0 3 | 110 A | Col. of Charleston | 1 3 | |
| | | | | | | 71 N | Appalachian St. | 0 3 | 145 A | Liberty | 1 3 | |
| | | | | | | 92 A | Coastal Caro. | 0 3 | 169 N | Wake Forest | 0 3 | |
| | | | | | | 92 H | Coastal Caro. | 0 3 | 172 A | South Carolina | 1 3 | |
| | | | | | | | | | 182 H | High Point | 0 3 | |
| | | | | | | | | | 183 N | Southern Utah | 0 3 | |
| | | | | | | | | | 209 A | Clemson | 1 3 | |
| | | | | | | | | | 212 N | Wofford | 2 3 | |
| | | | | | | | | | 220 H | Campbell | 1 3 | |
| | | | | | | | | | 223 A | Radford | 3 2 | |
| | | | | | | | | | 253 A | Winthrop | 0 3 | |
| | | | | | | | | | 253 H | Winthrop | 3 1 | |
| | | | | | | | | | 254 N | East Carolina | 2 3 | |
| | | | | | | | | | 256 H | UNC Asheville | 2 3 | |
| | | | | | | | | | 263 A | Elon | 3 1 | |
| | | | | | | | | | 279 A | Grand Canyon | 2 3 | |
| | | | | | | | | | 295 N | Niagara | 2 3 | |
| | | | | | | | | | 299 A | Citadel | 2 3 | |
| | | | | | | | | | 299 H | Citadel | 3 0 | |
| | | | | | | | | | 307 H | Gardner-Webb | 3 1 | |
| | | | 308 A | Presbyterian | 1 3 | | | | | | | |
| | | | 308 H | Presbyterian | 3 0 | | | | | | | |
| | | | 328 N | N.C. Central | 3 0 | | | | | | | |
| | | | 329 H | South Carolina St. | 3 1 | | | | | | | |
| | | | 332 A | Savannah St. | 3 0 | | | | | | | |
| | | | 332 H | Savannah St. | 3 0 | | | | | | | |
| <hr/> | | | | | | | | | | | | |
| | | | LAST 10 GAMES | | | | | | | | | |
| | | | 92 H | Coastal Caro. | 0 3 | 256 H | UNC Asheville | 2 3 | | | | |
| | | | 299 H | Citadel | 3 0 | 182 H | High Point | 0 3 | | | | |
| | | | 253 H | Winthrop | 3 1 | 223 A | Radford | 3 2 | | | | |
| | | | 308 H | Presbyterian | 3 0 | 145 A | Liberty | 1 3 | | | | |
| | | | 307 H | Gardner-Webb | 3 1 | 220 H | Campbell | 1 3 | | | | |

Non-Div. I Games:

Charleston So.

[illegible]

Non-Div. I Games:

Loyola Maryland

| RPI | S | Opponent | Score | |
|-----|---|--------------------|-------|---|
| 329 | N | South Carolina St. | 3 | 1 |

Loyola Maryland

L
o
y
o
l
a
M
a
r
y
l
a
n
d

L
o
y
o
l
a
M
a
r
y
l
a
n
d

| Average RPI Win: 328 | | WON-LOST | WINNING | LAST 10 | STRENGTH OF | | OPP. STRENGTH | TEAM | ADJ | CONF. | ADJ CONF. |
|-----------------------|-------------|----------|---------------|------------------|----------------|-------|--------------------|-------|-------------|------------------|-----------|
| Average RPI Loss: 197 | | RECORD | PCT. RANK | GAMES | SCHEDULE | | OF SCHEDULE | RPI | RPI | RPI | RPI |
| DIV. I ONLY | | 8- 17 | .32 | 259 | 4- 4 | | 291 | 321 | 306 | .38097 | 311 |
| DIV. I NON-CONF. | | 0- 13 | 0 | 319 | 0- 1 | | 70 | 210 | 293 | .40389 | 292 |
| TOTALS | | RPI 1-25 | RPI 26-50 | | W-L RECORDS | | RPI 51-100 | | RPI 101-150 | | RPI 150+ |
| 8- 17 | | 0- 2 | 0- 0 | | OVERALL | | 0- 3 | | 0- 0 | | 8- 12 |
| 3- 0 | | 0- 0 | 0- 0 | | HOME | | 0- 0 | | 0- 0 | | 3- 0 |
| 2- 8 | | 0- 1 | 0- 0 | | AWAY | | 0- 2 | | 0- 0 | | 2- 5 |
| 3- 9 | | 0- 1 | 0- 0 | | NEUTRAL | | 0- 1 | | 0- 0 | | 3- 7 |
| 0- 13 | | 0- 2 | 0- 0 | | NON-CONFERENCE | | 0- 3 | | 0- 0 | | 0- 8 |
| 0- 0 | | 0- 0 | 0- 0 | | HOME | | 0- 0 | | 0- 0 | | 0- 0 |
| 0- 6 | | 0- 1 | 0- 0 | | AWAY | | 0- 2 | | 0- 0 | | 0- 3 |
| 0- 7 | | 0- 1 | 0- 0 | | NEUTRAL | | 0- 1 | | 0- 0 | | 0- 5 |
| 8- 4 | | 0- 0 | 0- 0 | | CONFERENCE | | 0- 0 | | 0- 0 | | 8- 4 |
| 3- 0 | | 0- 0 | 0- 0 | | HOME | | 0- 0 | | 0- 0 | | 3- 0 |
| 2- 2 | | 0- 0 | 0- 0 | | AWAY | | 0- 0 | | 0- 0 | | 2- 2 |
| 3- 2 | | 0- 0 | 0- 0 | | NEUTRAL | | 0- 0 | | 0- 0 | | 3- 2 |
| RPI S | Opponent | Score | RPI S | Opponent | Score | RPI S | Opponent | Score | RPI S | Opponent | Score |
| 17 N | Illinois | 0 3 | | | | 77 N | UTSA | 0 3 | 175 N | UNLV | 0 3 |
| 25 A | Arizona St. | 0 3 | | | | 83 A | A&M-Corpus Christi | 0 3 | 190 A | Houston Baptist | 0 3 |
| | | | | | | 83 A | A&M-Corpus Christi | 0 3 | 197 N | Marist | 1 3 |
| | | | | | | | | | 214 A | McNeese St. | 0 3 |
| | | | | | | | | | 241 A | Lamar | 1 3 |
| | | | | | | | | | 241 N | Lamar | 0 3 |
| | | | | | | | | | 262 N | UTRGV | 0 3 |
| | | | | | | | | | 284 N | UAB | 2 3 |
| | | | | | | | | | 302 N | Alabama St. | 2 3 |
| | | | | | | | | | 316 A | Jackson St. | 0 3 |
| | | | | | | | | | 317 N | Alabama A&M | 0 3 |
| | | | | | | | | | 322 A | Prairie View | 3 1 |
| | | | | | | | | | 322 N | Prairie View | 3 0 |
| | | | | | | | | | 326 A | Southern U. | 1 3 |
| | | | | | | | | | 326 H | Southern U. | 3 1 |
| | | | | | | | | | 327 A | Ark.-Pine Bluff | 3 2 |
| | | | | | | | | | 327 H | Ark.-Pine Bluff | 3 0 |
| | | | | | | | | | 331 H | Grambling | 3 0 |
| | | | | | | | | | 333 N | Alcorn | 3 0 |
| | | | | | | | | | 334 N | Mississippi Val. | 3 1 |
| | | | LAST 10 GAMES | | | | | | | | |
| | | | 326 H | Southern U. | 3 1 | 316 A | Jackson St. | 0 3 | | | |
| | | | 190 A | Houston Baptist | 0 3 | 333 N | Alcorn | 3 0 | | | |
| | | | 327 H | Ark.-Pine Bluff | 3 0 | 317 N | Alabama A&M | 0 3 | | | |
| | | | 334 N | Mississippi Val. | 3 1 | 214 A | McNeese St. | 0 3 | | | |
| | | | 302 N | Alabama St. | 2 3 | 331 H | Grambling | 3 0 | | | |

Non-Div. I Games: Huston-Tillotson 3 0 Huston-Tillotson 3 0 Texas Col. 3 0

Texas Southern

| Average RPI Win: | 306 | WON-LOST RECORD | WINNING PCT. RANK | LAST 10 GAMES | STRENGTH OF SCHEDULE | OPP. STRENGTH OF SCHEDULE | TEAM RPI | ADJ RPI | CONF. RPI | ADJ CONF. RPI | |
|------------------|----------|-----------------|-------------------|----------------|----------------------|---------------------------|----------|-------------|-----------|----------------------|-------|
| DIV. I ONLY | 10- 17 | .37037 | 233 | 4- 6 | 318 | 315 | 309 | .37966 | 312 | 29 | 29 |
| DIV. I NON-CONF. | 7- 8 | .46667 | 180 | 1- 0 | 326 | 317 | 300 | .39184 | 302 | 29 | 29 |
| ----- | | | | | | | | | | | |
| TOTALS | RPI 1-25 | RPI 26-50 | | W-L RECORDS | | RPI 51-100 | | RPI 101-150 | | RPI 150+ | |
| 10- 17 | 0- 0 | 0- 0 | | OVERALL | | 0- 0 | | 0- 2 | | 10- 15 | |
| 6- 5 | 0- 0 | 0- 0 | | HOME | | 0- 0 | | 0- 0 | | 6- 5 | |
| 1- 9 | 0- 0 | 0- 0 | | AWAY | | 0- 0 | | 0- 1 | | 1- 8 | |
| 3- 3 | 0- 0 | 0- 0 | | NEUTRAL | | 0- 0 | | 0- 1 | | 3- 2 | |
| 7- 8 | 0- 0 | 0- 0 | | NON-CONFERENCE | | 0- 0 | | 0- 2 | | 7- 6 | |
| 4- 0 | 0- 0 | 0- 0 | | HOME | | 0- 0 | | 0- 0 | | 4- 0 | |
| 0- 5 | 0- 0 | 0- 0 | | AWAY | | 0- 0 | | 0- 1 | | 0- 4 | |
| 3- 3 | 0- 0 | 0- 0 | | NEUTRAL | | 0- 0 | | 0- 1 | | 3- 2 | |
| 3- 9 | 0- 0 | 0- 0 | | CONFERENCE | | 0- 0 | | 0- 0 | | 3- 9 | |
| 2- 5 | 0- 0 | 0- 0 | | HOME | | 0- 0 | | 0- 0 | | 2- 5 | |
| 1- 4 | 0- 0 | 0- 0 | | AWAY | | 0- 0 | | 0- 0 | | 1- 4 | |
| 0- 0 | 0- 0 | 0- 0 | | NEUTRAL | | 0- 0 | | 0- 0 | | 0- 0 | |
| RPI | S | Opponent | Score | RPI | S | Opponent | Score | RPI | S | Opponent | Score |
| | | | | | | | | 121 | N | UNCG | 0 3 |
| | | | | | | | | 145 | A | Liberty | 1 3 |
| | | | | | | | | 163 | A | Lehigh | 0 3 |
| | | | | | | | | 196 | A | Bryant | 1 3 |
| | | | | | | | | 196 | H | Bryant | 0 3 |
| | | | | | | | | 203 | H | LIU Brooklyn | 0 3 |
| | | | | | | | | 224 | A | Sacred Heart | 0 3 |
| | | | | | | | | 224 | H | Sacred Heart | 2 3 |
| | | | | | | | | 237 | A | Robert Morris | 0 3 |
| | | | | | | | | 237 | H | Robert Morris | 1 3 |
| | | | | | | | | 240 | A | Providence | 0 3 |
| | | | | | | | | 264 | H | Manhattan | 3 1 |
| | | | | | | | | 269 | H | Rider | 3 2 |
| | | | | | | | | 281 | N | Morehead St. | 2 3 |
| | | | | | | | | 285 | A | Lafayette | 0 3 |
| | | | | | | | | 285 | N | Lafayette | 3 2 |
| | | | | | | | | 289 | A | Central Conn. St. | 0 3 |
| | | | | | | | | 289 | H | Central Conn. St. | 2 3 |
| | | | | | | | | 297 | A | La Salle | 1 3 |
| | | | | | | | | 314 | H | St. Francis Brooklyn | 3 0 |
| | | | | | | | | 318 | N | Hampton | 3 0 |
| | | | | | | | | 319 | N | Saint Peter's | 3 0 |
| | | | | | | | | 319 | N | Saint Peter's | 2 3 |
| | | | | | | | | 321 | A | Saint Francis (PA) | 3 2 |
| | | | | | | | | 321 | H | Saint Francis (PA) | 3 0 |
| | | | | | | | | 323 | H | Delaware St. | 3 0 |
| | | | | | | | | 330 | H | Quinnipiac | 3 0 |
| | | | | | | | | | | | |
| | | | | | | | | | | | |
| | | | | | | | | | | | |
| | | | | | | | | | | | |
| | | | | | | | | | | | |
| | | | | | | | | | | | |
| | | | | | | | | | | | |
| | | | | | | | | | | | |
| | | | | | | | | | | | |
| | | | | | | | | | | | |
| | | | | | | | | | | | |
| | | | | | | | | | | | |
| | | | | | | | | | | | |
| | | | | | | | | | | | |
| | | | | | | | | | | | |
| | | | | | | | | | | | |
| | | | | | | | | | | | |
| | | | | | | | | | | | |
| | | | | | | | | | | | |
| | | | | | | | | | | | |
| | | | | | | | | | | | |
| | | | | | | | | | | | |
| | | | | | | | | | | | |
| | | | | | | | | | | | |
| | | | | | | | | | | | |
| | | | | | | | | | | | |
| | | | | | | | | | | | |
| | | | | | | | | | | | |
| | | | | | | | | | | | |
| | | | | | | | | | | | |
| | | | | | | | | | | | |
| | | | | | | | | | | | |
| | | | | | | | | | | | |
| | | | | | | | | | | | |
| | | | | | | | | | | | |
| | | | | | | | | | | | |
| | | | | | | | | | | | |
| | | | | | | | | | | | |
| | | | | | | | | | | | |
| | | | | | | | | | | | |
| | | | | | | | | | | | |
| | | | | | | | | | | | |
| | | | | | | | | | | | |
| | | | | | | | | | | | |
| | | | | | | | | | | | |
| | | | | | | | | | | | |
| | | | | | | | | | | | |
| | | | | | | | | | | | |
| | | | | | | | | | | | |
| | | | | | | | | | | | |
| | | | | | | | | | | | |
| | | | | | | | | | | | |
| | | | | | | | | | | | |

Non-Div. I Games:

Fairleigh Dickinson

| | | | | | | | | | | | | | | |
|------------------|----------|-----------------|-------------------|----------------|----------------------|---------------------------|-------------|------------|-----------|---------------|-----------------|---|---|---|
| Average RPI Win: | 304 | WON-LOST RECORD | WINNING PCT. RANK | LAST 10 GAMES | STRENGTH OF SCHEDULE | OPP. STRENGTH OF SCHEDULE | TEAM RPI | ADJ RPI | CONF. RPI | ADJ CONF. RPI | | | | |
| DIV. I ONLY | | 7- 20 | .25926 284 | 3- 7 | 288 | 296 | 312 | .3788 313 | 25 | 25 | | | | |
| DIV. I NON-CONF. | | 3- 10 | .23077 278 | 0- 1 | 317 | 323 | 321 | .34227 320 | 25 | 26 | | | | |
| <hr/> | | | | | | | | | | | | | | |
| TOTALS | RPI 1-25 | RPI 26-50 | | W-L RECORDS | RPI 51-100 | | RPI 101-150 | | RPI 150+ | | | | | |
| 7- 20 | 0- 0 | 0- 0 | | OVERALL | 0- 2 | | 0- 2 | | 7- 16 | | | | | |
| 3- 5 | 0- 0 | 0- 0 | | HOME | 0- 1 | | 0- 1 | | 3- 3 | | | | | |
| 2- 9 | 0- 0 | 0- 0 | | AWAY | 0- 1 | | 0- 1 | | 2- 7 | | | | | |
| 2- 6 | 0- 0 | 0- 0 | | NEUTRAL | 0- 0 | | 0- 0 | | 2- 6 | | | | | |
| <hr/> | | | | | | | | | | | | | | |
| 3- 10 | 0- 0 | 0- 0 | | NON-CONFERENCE | 0- 0 | | 0- 0 | | 3- 10 | | | | | |
| 0- 0 | 0- 0 | 0- 0 | | HOME | 0- 0 | | 0- 0 | | 0- 0 | | | | | |
| 1- 4 | 0- 0 | 0- 0 | | AWAY | 0- 0 | | 0- 0 | | 1- 4 | | | | | |
| 2- 6 | 0- 0 | 0- 0 | | NEUTRAL | 0- 0 | | 0- 0 | | 2- 6 | | | | | |
| <hr/> | | | | | | | | | | | | | | |
| 4- 10 | 0- 0 | 0- 0 | | CONFERENCE | 0- 2 | | 0- 2 | | 4- 6 | | | | | |
| 3- 5 | 0- 0 | 0- 0 | | HOME | 0- 1 | | 0- 1 | | 3- 3 | | | | | |
| 1- 5 | 0- 0 | 0- 0 | | AWAY | 0- 1 | | 0- 1 | | 1- 3 | | | | | |
| 0- 0 | 0- 0 | 0- 0 | | NEUTRAL | 0- 0 | | 0- 0 | | 0- 0 | | | | | |
| <hr/> | | | | | | | | | | | | | | |
| RPI S | Opponent | Score | RPI S | Opponent | Score | RPI S | Opponent | Score | RPI S | Opponent | Score | | | |
| | | | | | | 74 A | American | 0 | 3 | 117 A | Army West Point | 0 | 3 | |
| | | | | | | 74 H | American | 0 | 3 | 117 H | Army West Point | 1 | 3 | |
| | | | | | | 163 H Lehigh | | | | | | | 0 | 3 |
| | | | | | | 165 N New Hampshire | | | | | | | 0 | 3 |
| | | | | | | 196 A Bryant | | | | | | | 1 | 3 |
| | | | | | | 196 A Bryant | | | | | | | 1 | 3 |
| | | | | | | 210 A Colgate | | | | | | | 1 | 3 |
| | | | | | | 210 H Colgate | | | | | | | 0 | 3 |
| | | | | | | 213 A Fairfield | | | | | | | 1 | 3 |
| | | | | | | 225 N San Jose St. | | | | | | | 1 | 3 |
| | | | | | | 226 N Stony Brook | | | | | | | 1 | 3 |
| | | | | | | 243 N Brown | | | | | | | 0 | 3 |
| | | | | | | 249 H Bucknell | | | | | | | 1 | 3 |
| | | | | | | 277 A Navy | | | | | | | 1 | 3 |
| | | | | | | 277 H Navy | | | | | | | 3 | 2 |
| | | | | | | 285 A Lafayette | | | | | | | 3 | 2 |
| | | | | | | 285 H Lafayette | | | | | | | 3 | 0 |
| | | | | | | 289 A Central Conn. St. | | | | | | | 1 | 3 |
| | | | | | | 300 N Iona | | | | | | | 2 | 3 |
| | | | | | | 310 A Loyola Maryland | | | | | | | 0 | 3 |
| | | | | | | 310 H Loyola Maryland | | | | | | | 3 | 0 |
| | | | | | | 315 N Hartford | | | | | | | 3 | 1 |
| | | | | | | 325 A UMass Lowell | | | | | | | 3 | 0 |
| | | | | | | 330 N Quinnipiac | | | | | | | 2 | 3 |
| | | | | | | 330 N Quinnipiac | | | | | | | 3 | 0 |
| | | | | | | | | | | | | | | |
| | | | | | | LAST 10 GAMES | | | | | | | | |
| | | | | | | | | | | | | | | |
| | | | | | | 277 A Navy | | | | | | | 1 | 3 |
| | | | | | | 285 A Lafayette | | | | | | | 3 | 2 |
| | | | | | | 249 H Bucknell | | | | | | | 1 | 3 |
| | | | | | | 196 A Bryant | | | | | | | 1 | 3 |
| | | | | | | 285 H Lafayette | | | | | | | 3 | 0 |
| | | | | | | | | | | | | | | |

Non-Div. I Games:

Holy Cross

| Average RPI Win: | 312 | WON-LOST RECORD | WINNING PCT. RANK | LAST 10 GAMES | STRENGTH OF SCHEDULE | OPP. STRENGTH OF SCHEDULE | TEAM RPI | ADJ RPI | CONF. RPI | ADJ CONF. RPI | |
|-------------------|----------|-----------------|-------------------|--------------------|----------------------|---------------------------|---------------------|---------|-----------|---------------------|-------|
| Average RPI Loss: | 213 | | | | | | | | | | |
| DIV. I ONLY | 5- 23 | .17857 | 313 | 3- 7 | 272 | 299 | 314 | .36439 | 314 | 29 | 29 |
| DIV. I NON-CONF. | 3- 13 | .1875 | 291 | 1- 0 | 238 | 276 | 308 | .3825 | 309 | 29 | 29 |
| <hr/> | | | | | | | | | | | |
| TOTALS | RPI 1-25 | RPI 26-50 | | W-L RECORDS | RPI 51-100 | | RPI 101-150 | | RPI 150+ | | |
| 5- 23 | 0- 0 | 0- 1 | | OVERALL | 0- 2 | | 0- 2 | | 5- 18 | | |
| 3- 7 | 0- 0 | 0- 0 | | HOME | 0- 0 | | 0- 1 | | 3- 6 | | |
| 2- 10 | 0- 0 | 0- 0 | | AWAY | 0- 1 | | 0- 1 | | 2- 8 | | |
| 0- 6 | 0- 0 | 0- 1 | | NEUTRAL | 0- 1 | | 0- 0 | | 0- 4 | | |
| <hr/> | | | | | | | | | | | |
| 3- 13 | 0- 0 | 0- 1 | | NON-CONFERENCE | 0- 2 | | 0- 2 | | 3- 8 | | |
| 2- 3 | 0- 0 | 0- 0 | | HOME | 0- 0 | | 0- 1 | | 2- 2 | | |
| 1- 4 | 0- 0 | 0- 0 | | AWAY | 0- 1 | | 0- 1 | | 1- 2 | | |
| 0- 6 | 0- 0 | 0- 1 | | NEUTRAL | 0- 1 | | 0- 0 | | 0- 4 | | |
| <hr/> | | | | | | | | | | | |
| 2- 10 | 0- 0 | 0- 0 | | CONFERENCE | 0- 0 | | 0- 0 | | 2- 10 | | |
| 1- 4 | 0- 0 | 0- 0 | | HOME | 0- 0 | | 0- 0 | | 1- 4 | | |
| 1- 6 | 0- 0 | 0- 0 | | AWAY | 0- 0 | | 0- 0 | | 1- 6 | | |
| 0- 0 | 0- 0 | 0- 0 | | NEUTRAL | 0- 0 | | 0- 0 | | 0- 0 | | |
| <hr/> | | | | | | | | | | | |
| RPI S | Opponent | Score | RPI S | Opponent | Score | RPI S | Opponent | Score | RPI S | Opponent | Score |
| | | | 50 N | Northern Ariz. | 0 3 | 63 A | James Madison | 0 3 | 109 A | Portland | 0 3 |
| | | | | | | 95 N | Cal Poly | 0 3 | 134 H | Valparaiso | 0 3 |
| | | | | | | | | | 163 N | Lehigh | 1 3 |
| | | | | | | | | | 173 N | Idaho | 0 3 |
| | | | | | | | | | 196 A | Bryant | 0 3 |
| | | | | | | | | | 196 H | Bryant | 75 96 |
| | | | | | | | | | 203 A | LIU Brooklyn | 0 3 |
| | | | | | | | | | 203 H | LIU Brooklyn | 0 3 |
| | | | | | | | | | 224 A | Sacred Heart | 0 3 |
| | | | | | | | | | 237 A | Robert Morris | 0 3 |
| | | | | | | | | | 237 H | Robert Morris | 1 3 |
| | | | | | | | | | 269 H | Rider | 1 3 |
| | | | | | | | | | 269 N | Rider | 0 3 |
| | | | | | | | | | 275 A | Fordham | 0 3 |
| | | | | | | | | | 285 A | Lafayette | 1 3 |
| | | | | | | | | | 289 A | Central Conn. St. | 0 3 |
| | | | | | | | | | 289 H | Central Conn. St. | 3 0 |
| | | | | | | | | | 293 H | NJIT | 1 3 |
| | | | | | | | | | 293 N | NJIT | 2 3 |
| | | | | | | | | | 300 H | Iona | 3 2 |
| | | | | | | | | | 312 A | Fairleigh Dickinson | 0 3 |
| | | | LAST 10 GAMES | | | | | | 319 H | Saint Peter's | 3 0 |
| | | | 203 H | LIU Brooklyn | 0 3 | 224 A | Sacred Heart | 0 3 | 321 A | Saint Francis (PA) | 3 1 |
| | | | 237 A | Robert Morris | 0 3 | 312 A | Fairleigh Dickinson | 0 3 | 321 H | Saint Francis (PA) | 1 3 |
| | | | 321 A | Saint Francis (PA) | 3 1 | 203 A | LIU Brooklyn | 0 3 | 330 A | Quinnipiac | 3 0 |
| | | | 196 H | Bryant | 75 96 | 300 H | Iona | 3 2 | | | |
| | | | 289 H | Central Conn. St. | 3 0 | 237 H | Robert Morris | 1 3 | | | |

Non-Div. I Games:

St. Francis Brooklyn

| Average RPI Win: 328 | | WON-LOST | WINNING | LAST 10 | STRENGTH OF | | OPP. STRENGTH | TEAM | ADJ | CONF. | ADJ CONF. |
|-----------------------|----------|----------|-----------|----------------|-------------|-------|---------------|-------|-------------|-------------------|-----------|
| Average RPI Loss: 199 | | RECORD | PCT. RANK | GAMES | SCHEDULE | | OF SCHEDULE | RPI | RPI | RPI | RPI |
| DIV. I ONLY | | 2- 24 | .07692 | 330 | 2- 8 | | 245 | 286 | 316 | .35377 | 315 |
| DIV. I NON-CONF. | | 1- 15 | .0625 | 316 | 1- 1 | | 178 | 279 | 312 | .37053 | 313 |
| TOTALS | | RPI 1-25 | RPI 26-50 | | W-L RECORDS | | RPI 51-100 | | RPI 101-150 | | RPI 150+ |
| 2- 24 | 0- 0 | 0- 0 | | OVERALL | | 0- 3 | | 0- 5 | | 2- 16 | |
| 0- 10 | 0- 0 | 0- 0 | | HOME | | 0- 1 | | 0- 2 | | 0- 7 | |
| 2- 7 | 0- 0 | 0- 0 | | AWAY | | 0- 0 | | 0- 2 | | 2- 5 | |
| 0- 7 | 0- 0 | 0- 0 | | NEUTRAL | | 0- 2 | | 0- 1 | | 0- 4 | |
| 1- 15 | 0- 0 | 0- 0 | | NON-CONFERENCE | | 0- 3 | | 0- 3 | | 1- 9 | |
| 0- 4 | 0- 0 | 0- 0 | | HOME | | 0- 1 | | 0- 1 | | 0- 2 | |
| 1- 4 | 0- 0 | 0- 0 | | AWAY | | 0- 0 | | 0- 1 | | 1- 3 | |
| 0- 7 | 0- 0 | 0- 0 | | NEUTRAL | | 0- 2 | | 0- 1 | | 0- 4 | |
| 1- 9 | 0- 0 | 0- 0 | | CONFERENCE | | 0- 0 | | 0- 2 | | 1- 7 | |
| 0- 6 | 0- 0 | 0- 0 | | HOME | | 0- 0 | | 0- 1 | | 0- 5 | |
| 1- 3 | 0- 0 | 0- 0 | | AWAY | | 0- 0 | | 0- 1 | | 1- 2 | |
| 0- 0 | 0- 0 | 0- 0 | | NEUTRAL | | 0- 0 | | 0- 0 | | 0- 0 | |
| RPI S | Opponent | Score | RPI S | Opponent | Score | RPI S | Opponent | Score | RPI S | Opponent | Score |
| | | | | | | 62 H | Syracuse | 0 3 | 104 A | Hofstra | 0 3 |
| | | | | | | 85 N | FGCU | 0 3 | 125 H | UConn | 0 3 |
| | | | | | | 93 N | Rhode Island | 0 3 | 131 A | Albany (NY) | 0 3 |
| | | | | | | | | | 131 H | Albany (NY) | 0 3 |
| | | | | | | | | | 136 N | Princeton | 0 3 |
| | | | | | | | | | 165 A | New Hampshire | 0 3 |
| | | | | | | | | | 165 H | New Hampshire | 0 3 |
| | | | | | | | | | 196 A | Bryant | 0 3 |
| | | | | | | | | | 199 H | Siena | 0 3 |
| | | | | | | | | | 224 A | Sacred Heart | 2 3 |
| | | | | | | | | | 226 H | Stony Brook | 0 3 |
| | | | | | | | | | 242 H | UMBC | 0 3 |
| | | | | | | | | | 243 N | Brown | 0 3 |
| | | | | | | | | | 243 N | Brown | 0 3 |
| | | | | | | | | | 249 N | Bucknell | 1 3 |
| | | | | | | | | | 265 A | Binghamton | 0 3 |
| | | | | | | | | | 265 H | Binghamton | 1 3 |
| | | | | | | | | | 289 A | Central Conn. St. | 0 3 |
| | | | | | | | | | 300 H | Iona | 1 3 |
| | | | | | | | | | 313 N | Holy Cross | 1 3 |
| | | | | | | | | | 325 A | UMass Lowell | 3 0 |
| | | | | | | | | | 325 H | UMass Lowell | 2 3 |
| | | | | | | | | | 330 A | Quinnipiac | 3 1 |
| LAST 10 GAMES | | | | | | | | | | | |
| | | | | | | 325 A | UMass Lowell | 3 0 | 242 H | UMBC | 0 3 |
| | | | | | | 330 A | Quinnipiac | 3 1 | 226 H | Stony Brook | 0 3 |
| | | | | | | 265 H | Binghamton | 1 3 | 300 H | Iona | 1 3 |
| | | | | | | 131 H | Albany (NY) | 0 3 | 325 H | UMass Lowell | 2 3 |
| | | | | | | 165 H | New Hampshire | 0 3 | 131 A | Albany (NY) | 0 3 |

Non-Div. I Games:

Hartford

| | | | | | | | | | | | | | | | | | | | | | |
|-------------------|-----------|-----------|-----------|----------------|-------------|---------------|----------|-------------|--------|------------------|-------|---------------|--|--|--|--|--|-------|--------------|---|---|
| Average RPI Win: | 323 | WON-LOST | WINNING | LAST 10 | STRENGTH OF | OPP. STRENGTH | TEAM | ADJ | CONF. | ADJ CONF. | | | | | | | | | | | |
| Average RPI Loss: | 243 | RECORD | PCT. RANK | GAMES | SCHEDULE | OF SCHEDULE | RPI | RPI | RPI | RPI | | | | | | | | | | | |
| DIV. I ONLY | | 10- 20 | .33333 | 248 | 9- 1 | 325 | 323 | 315 | .35116 | 316 | 32 | 32 | | | | | | | | | |
| DIV. I NON-CONF. | | 0- 18 | 0 | 319 | 0- 0 | 302 | 268 | 332 | .30304 | 331 | 32 | 32 | | | | | | | | | |
| <hr/> | | | | | | | | | | | | | | | | | | | | | |
| TOTALS | RPI 1-25 | RPI 26-50 | | W-L RECORDS | | RPI 51-100 | | RPI 101-150 | | RPI 150+ | | | | | | | | | | | |
| 10- 20 | 0- 0 | 0- 0 | | OVERALL | | 0- 0 | | 0- 3 | | 10- 17 | | | | | | | | | | | |
| 8- 5 | 0- 0 | 0- 0 | | HOME | | 0- 0 | | 0- 1 | | 8- 4 | | | | | | | | | | | |
| 2- 7 | 0- 0 | 0- 0 | | AWAY | | 0- 0 | | 0- 1 | | 2- 6 | | | | | | | | | | | |
| 0- 8 | 0- 0 | 0- 0 | | NEUTRAL | | 0- 0 | | 0- 1 | | 0- 7 | | | | | | | | | | | |
| <hr/> | | | | | | | | | | | | | | | | | | | | | |
| 0- 18 | 0- 0 | 0- 0 | | NON-CONFERENCE | | 0- 0 | | 0- 3 | | 0- 15 | | | | | | | | | | | |
| 0- 4 | 0- 0 | 0- 0 | | HOME | | 0- 0 | | 0- 1 | | 0- 3 | | | | | | | | | | | |
| 0- 6 | 0- 0 | 0- 0 | | AWAY | | 0- 0 | | 0- 1 | | 0- 5 | | | | | | | | | | | |
| 0- 8 | 0- 0 | 0- 0 | | NEUTRAL | | 0- 0 | | 0- 1 | | 0- 7 | | | | | | | | | | | |
| <hr/> | | | | | | | | | | | | | | | | | | | | | |
| 10- 2 | 0- 0 | 0- 0 | | CONFERENCE | | 0- 0 | | 0- 0 | | 10- 2 | | | | | | | | | | | |
| 8- 1 | 0- 0 | 0- 0 | | HOME | | 0- 0 | | 0- 0 | | 8- 1 | | | | | | | | | | | |
| 2- 1 | 0- 0 | 0- 0 | | AWAY | | 0- 0 | | 0- 0 | | 2- 1 | | | | | | | | | | | |
| 0- 0 | 0- 0 | 0- 0 | | NEUTRAL | | 0- 0 | | 0- 0 | | 0- 0 | | | | | | | | | | | |
| <hr/> | | | | | | | | | | | | | | | | | | | | | |
| RPI S | Opponent | Score | RPI S | Opponent | Score | RPI S | Opponent | Score | RPI S | Opponent | Score | | | | | | | | | | |
| | | | | | | | | | 118 H | Southern Miss. | 0 | 3 | | | | | | | | | |
| | | | | | | | | | 126 A | Mississippi St. | 0 | 3 | | | | | | | | | |
| | | | | | | | | | 150 N | Houston | 0 | 3 | | | | | | | | | |
| | | | | | | | | | 183 N | Southern Utah | 0 | 3 | | | | | | | | | |
| | | | | | | | | | 200 N | Northern Ky. | 1 | 3 | | | | | | | | | |
| | | | | | | | | | 214 A | McNeese St. | 1 | 3 | | | | | | | | | |
| | | | | | | | | | 235 N | Tulane | 0 | 3 | | | | | | | | | |
| | | | | | | | | | 241 A | Lamar | 0 | 3 | | | | | | | | | |
| | | | | | | | | | 246 H | La.-Monroe | 0 | 3 | | | | | | | | | |
| | | | | | | | | | 246 N | La.-Monroe | 0 | 3 | | | | | | | | | |
| | | | | | | | | | 250 H | Louisiana Tech | 1 | 3 | | | | | | | | | |
| | | | | | | | | | 262 N | UTRGV | 0 | 3 | | | | | | | | | |
| | | | | | | | | | 266 A | Evansville | 0 | 3 | | | | | | | | | |
| | | | | | | | | | 288 N | Nicholls St. | 0 | 3 | | | | | | | | | |
| | | | | | | | | | 292 A | La.-Lafayette | 1 | 3 | | | | | | | | | |
| | | | | | | | | | 301 A | Jacksonville St. | 0 | 3 | | | | | | | | | |
| | | | | | | | | | 301 H | Jacksonville St. | 2 | 3 | | | | | | | | | |
| | | | | | | | | | 302 A | Alabama St. | 1 | 3 | | | | | | | | | |
| | | | | | | | | | 302 H | Alabama St. | 3 | 2 | | | | | | | | | |
| | | | | | | | | | 305 N | Western Ill. | 1 | 3 | | | | | | | | | |
| | | | | | | | | | 311 H | Texas Southern | 3 | 0 | | | | | | | | | |
| | | | | | | | | | | | | LAST 10 GAMES | | | | | | 317 A | Alabama A&M | 3 | 2 |
| | | | | | | | | | | | | | | | | | | 317 H | Alabama A&M | 3 | 1 |
| | | | | | | | | | | | | | | | | | | 322 H | Prairie View | 3 | 1 |
| | | | | | | | | | | | | | | | | | | 326 H | Southern U. | 1 | 3 |
| 331 H | Grambling | 3 | 0 | | | | | | | | | | | | | | | | | | |
| 331 H | Grambling | 3 | 0 | | | | | | | | | | | | | | | | | | |
| | | | | | | | | | 317 H | Alabama A&M | 3 | 1 | | | | | | | | | |
| | | | | | | | | | 322 H | Prairie View | 3 | 1 | | | | | | | | | |
| | | | | | | | | | 326 H | Southern U. | 1 | 3 | | | | | | | | | |
| | | | | | | | | | 331 H | Grambling | 3 | 0 | | | | | | | | | |
| | | | | | | | | | 331 H | Grambling | 3 | 0 | | | | | | | | | |
| | | | | | | | | | 331 H | Grambling | 3 | 0 | | | | | | | | | |

Non-Div. I Games:

Jackson St.

| RPI | S | Opponent | Score | |
|-----|---|------------------|-------|---|
| 333 | A | Alcorn | 3 | 0 |
| 333 | H | Alcorn | 3 | 0 |
| 334 | H | Mississippi Val. | 3 | 0 |

Jackson St.

J
a
c
k
s
o
n
S
t
.

J
a
c
k
s
o
n
S
t
.

| | | | | | | | | | | | | | | | | | | | | | |
|------------------|-------------|-----------------|-------------------|---------------|----------------------|---------------------------|------------|---------|-----------------|------------------|----------|---------------|--|--|--|--|--|-------|----------------|---|---|
| Average RPI Win: | 325 | WON-LOST RECORD | WINNING PCT. RANK | LAST 10 GAMES | STRENGTH OF SCHEDULE | OPP. STRENGTH OF SCHEDULE | TEAM RPI | ADJ RPI | CONF. RPI | ADJ CONF. RPI | | | | | | | | | | | |
| DIV. I ONLY | | 10- 22 | .3125 | 261 | 6- 4 | 324 | 328 | 317 | .34491 | 317 | 32 | 32 | | | | | | | | | |
| DIV. I NON-CONF. | | 0- 19 | 0 | 319 | 0- 1 | 291 | 285 | 329 | .30845 | 330 | 32 | 32 | | | | | | | | | |
| <hr/> | | | | | | | | | | | | | | | | | | | | | |
| TOTALS | RPI 1-25 | RPI 26-50 | | | W-L RECORDS | | RPI 51-100 | | RPI 101-150 | | RPI 150+ | | | | | | | | | | |
| 10- 22 | 0- 0 | 0- 0 | | | OVERALL | | 0- 0 | | 0- 1 | | 10- 21 | | | | | | | | | | |
| 2- 4 | 0- 0 | 0- 0 | | | HOME | | 0- 0 | | 0- 0 | | 2- 4 | | | | | | | | | | |
| 2- 9 | 0- 0 | 0- 0 | | | AWAY | | 0- 0 | | 0- 1 | | 2- 8 | | | | | | | | | | |
| 6- 9 | 0- 0 | 0- 0 | | | NEUTRAL | | 0- 0 | | 0- 0 | | 6- 9 | | | | | | | | | | |
| <hr/> | | | | | | | | | | | | | | | | | | | | | |
| 0- 19 | 0- 0 | 0- 0 | | | NON-CONFERENCE | | 0- 0 | | 0- 1 | | 0- 18 | | | | | | | | | | |
| 0- 3 | 0- 0 | 0- 0 | | | HOME | | 0- 0 | | 0- 0 | | 0- 3 | | | | | | | | | | |
| 0- 7 | 0- 0 | 0- 0 | | | AWAY | | 0- 0 | | 0- 1 | | 0- 6 | | | | | | | | | | |
| 0- 9 | 0- 0 | 0- 0 | | | NEUTRAL | | 0- 0 | | 0- 0 | | 0- 9 | | | | | | | | | | |
| <hr/> | | | | | | | | | | | | | | | | | | | | | |
| 10- 3 | 0- 0 | 0- 0 | | | CONFERENCE | | 0- 0 | | 0- 0 | | 10- 3 | | | | | | | | | | |
| 2- 1 | 0- 0 | 0- 0 | | | HOME | | 0- 0 | | 0- 0 | | 2- 1 | | | | | | | | | | |
| 2- 2 | 0- 0 | 0- 0 | | | AWAY | | 0- 0 | | 0- 0 | | 2- 2 | | | | | | | | | | |
| 6- 0 | 0- 0 | 0- 0 | | | NEUTRAL | | 0- 0 | | 0- 0 | | 6- 0 | | | | | | | | | | |
| <hr/> | | | | | | | | | | | | | | | | | | | | | |
| RPI S | Opponent | Score | RPI S | Opponent | Score | RPI S | Opponent | Score | RPI S | Opponent | Score | | | | | | | | | | |
| | | | | | | | | | 150 A | Houston | 0 | 3 | | | | | | | | | |
| | | | | | | | | | 156 N | North Florida | 0 | 3 | | | | | | | | | |
| | | | | | | | | | 157 N | South Fla. | 0 | 3 | | | | | | | | | |
| | | | | | | | | | 158 A | FIU | 0 | 3 | | | | | | | | | |
| | | | | | | | | | 174 A | Troy | 0 | 3 | | | | | | | | | |
| | | | | | | | | | 212 N | Wofford | 0 | 3 | | | | | | | | | |
| | | | | | | | | | 239 N | New Orleans | 0 | 3 | | | | | | | | | |
| | | | | | | | | | 246 N | La.-Monroe | 0 | 3 | | | | | | | | | |
| | | | | | | | | | 251 A | Mercer | 1 | 3 | | | | | | | | | |
| | | | | | | | | | 256 A | UNC Asheville | 0 | 3 | | | | | | | | | |
| | | | | | | | | | 260 N | Southeastern La. | 0 | 3 | | | | | | | | | |
| | | | | | | | | | 267 H | UT Martin | 2 | 3 | | | | | | | | | |
| | | | | | | | | | 270 A | Tennessee St. | 0 | 3 | | | | | | | | | |
| | | | | | | | | | 284 A | UAB | 0 | 3 | | | | | | | | | |
| | | | | | | | | | 286 H | Austin Peay | 2 | 3 | | | | | | | | | |
| | | | | | | | | | 288 N | Nicholls St. | 0 | 3 | | | | | | | | | |
| | | | | | | | | | 299 N | Citadel | 1 | 3 | | | | | | | | | |
| | | | | | | | | | 301 H | Jacksonville St. | 0 | 3 | | | | | | | | | |
| | | | | | | | | | 301 N | Jacksonville St. | 1 | 3 | | | | | | | | | |
| | | | | | | | | | 302 A | Alabama St. | 2 | 3 | | | | | | | | | |
| | | | | | | | | | 302 H | Alabama St. | 3 | 0 | | | | | | | | | |
| | | | | | | | | | | | | LAST 10 GAMES | | | | | | 311 N | Texas Southern | 3 | 0 |
| | | | | | | | | | | | | | | | | | | 316 A | Jackson St. | 1 | 3 |
| | | | | | | | | | | | | | | | | | | 316 H | Jackson St. | 2 | 3 |
| | | | | | | | | | | | | | | | | | | 322 N | Prairie View | 3 | 1 |
| 326 N | Southern U. | 3 | 0 | | | | | | | | | | | | | | | | | | |
| 302 A | Alabama St. | 2 | 3 | 316 A | Jackson St. | 1 | 3 | 327 N | Ark.-Pine Bluff | 3 | 0 | | | | | | | | | | |
| 286 H | Austin Peay | 2 | 3 | 327 N | Ark.-Pine Bluff | 3 | 0 | 316 H | Jackson St. | 2 | 3 | | | | | | | | | | |
| 316 H | Jackson St. | 2 | 3 | 326 N | Southern U. | 3 | 0 | 322 N | Prairie View | 3 | 1 | | | | | | | | | | |
| 333 A | Alcorn | 3 | 1 | 311 N | Texas Southern | 3 | 0 | 326 N | Southern U. | 3 | 0 | | | | | | | | | | |
| 333 A | Alcorn | 3 | 1 | 322 N | Prairie View | 3 | 1 | 327 N | Ark.-Pine Bluff | 3 | 0 | | | | | | | | | | |

Non-Div. I Games:

Alabama A&M

| RPI | S | Opponent | Score | |
|-----|---|------------------|-------|---|
| 331 | N | Grambling | 3 | 0 |
| 333 | A | Alcorn | 3 | 1 |
| 333 | A | Alcorn | 3 | 1 |
| 333 | N | Alcorn | 3 | 1 |
| 334 | H | Mississippi Val. | 3 | 0 |

Alabama A&M

A
l
a
b
a
m
a
A
&
M

A
l
a
b
a
m
a
A
&
M

| | | | | | | | | | | | | |
|-------------------|----------|-----------|-----------|----------------|-------------|-----------------|-------|-------------|------------------|----------------------|-------|----|
| Average RPI Win: | 309 | WON-LOST | WINNING | LAST 10 | STRENGTH OF | OPP. STRENGTH | TEAM | ADJ | CONF. | ADJ CONF. | | |
| Average RPI Loss: | 256 | RECORD | PCT. RANK | GAMES | SCHEDULE | OF SCHEDULE | RPI | RPI | RPI | RPI | | |
| DIV. I ONLY | | 4- 21 | .16 | 317 | 1- 9 | 303 | 317 | 318 | .33402 | 319 | 30 | 30 |
| DIV. I NON-CONF. | | 2- 8 | .2 | 285 | 0- 1 | 331 | 303 | 328 | .31135 | 328 | 30 | 30 |
| <hr/> | | | | | | | | | | | | |
| TOTALS | RPI 1-25 | RPI 26-50 | | W-L RECORDS | | RPI 51-100 | | RPI 101-150 | | RPI 150+ | | |
| 4- 21 | 0- 0 | 0- 0 | | OVERALL | | 0- 0 | | 0- 0 | | 4- 21 | | |
| 2- 8 | 0- 0 | 0- 0 | | HOME | | 0- 0 | | 0- 0 | | 2- 8 | | |
| 1- 11 | 0- 0 | 0- 0 | | AWAY | | 0- 0 | | 0- 0 | | 1- 11 | | |
| 1- 2 | 0- 0 | 0- 0 | | NEUTRAL | | 0- 0 | | 0- 0 | | 1- 2 | | |
| <hr/> | | | | | | | | | | | | |
| 2- 8 | 0- 0 | 0- 0 | | NON-CONFERENCE | | 0- 0 | | 0- 0 | | 2- 8 | | |
| 1- 1 | 0- 0 | 0- 0 | | HOME | | 0- 0 | | 0- 0 | | 1- 1 | | |
| 0- 5 | 0- 0 | 0- 0 | | AWAY | | 0- 0 | | 0- 0 | | 0- 5 | | |
| 1- 2 | 0- 0 | 0- 0 | | NEUTRAL | | 0- 0 | | 0- 0 | | 1- 2 | | |
| <hr/> | | | | | | | | | | | | |
| 2- 13 | 0- 0 | 0- 0 | | CONFERENCE | | 0- 0 | | 0- 0 | | 2- 13 | | |
| 1- 7 | 0- 0 | 0- 0 | | HOME | | 0- 0 | | 0- 0 | | 1- 7 | | |
| 1- 6 | 0- 0 | 0- 0 | | AWAY | | 0- 0 | | 0- 0 | | 1- 6 | | |
| 0- 0 | 0- 0 | 0- 0 | | NEUTRAL | | 0- 0 | | 0- 0 | | 0- 0 | | |
| <hr/> | | | | | | | | | | | | |
| RPI | S | Opponent | Score | RPI | S | Opponent | Score | RPI | S | Opponent | Score | |
| | | | | | | | | 163 | A | Lehigh | 0 | 3 |
| | | | | | | | | 197 | A | Marist | 0 | 3 |
| | | | | | | | | 197 | H | Marist | 0 | 3 |
| | | | | | | | | 199 | A | Siena | 0 | 3 |
| | | | | | | | | 199 | H | Siena | 0 | 3 |
| | | | | | | | | 213 | A | Fairfield | 0 | 3 |
| | | | | | | | | 213 | H | Fairfield | 0 | 3 |
| | | | | | | | | 240 | A | Providence | 0 | 3 |
| | | | | | | | | 264 | A | Manhattan | 0 | 3 |
| | | | | | | | | 264 | H | Manhattan | 1 | 3 |
| | | | | | | | | 269 | A | Rider | 0 | 3 |
| | | | | | | | | 269 | H | Rider | 0 | 3 |
| | | | | | | | | 275 | H | Fordham | 1 | 3 |
| | | | | | | | | 285 | A | Lafayette | 2 | 3 |
| | | | | | | | | 285 | N | Lafayette | 1 | 3 |
| | | | | | | | | 293 | A | NJIT | 0 | 3 |
| | | | | | | | | 293 | H | NJIT | 3 | 2 |
| | | | | | | | | 295 | H | Niagara | 0 | 3 |
| | | | | | | | | 300 | A | Iona | 3 | 2 |
| | | | | | | | | 303 | H | Canisius | 0 | 3 |
| | | | | | | | | 312 | N | Fairleigh Dickinson | 0 | 3 |
| | | | | | | | | 312 | N | Fairleigh Dickinson | 3 | 2 |
| LAST 10 GAMES | | | | | | | | 314 | A | St. Francis Brooklyn | 0 | 3 |
| 330 H Quinnipiac | | | | 3 | 1 | 264 H Manhattan | 1 | 3 | 330 A Quinnipiac | 2 | 3 | |
| 213 H Fairfield | | | | 0 | 3 | 295 H Niagara | 0 | 3 | 330 H Quinnipiac | 3 | 1 | |
| 269 A Rider | | | | 0 | 3 | 303 H Canisius | 0 | 3 | | | | |
| 199 A Siena | | | | 0 | 3 | 293 A NJIT | 0 | 3 | | | | |
| 197 A Marist | | | | 0 | 3 | 264 A Manhattan | 0 | 3 | | | | |

Non-Div. I Games:

Saint Peter's

| Average RPI Win: 314 | | WON-LOST | WINNING | LAST 10 | STRENGTH OF | | OPP. STRENGTH | TEAM | ADJ | CONF. | ADJ CONF. |
|-----------------------|----------|----------|---------------|----------------|-------------|-------|----------------|-------|-------------|----------------|-----------|
| Average RPI Loss: 232 | | RECORD | PCT. RANK | GAMES | SCHEDULE | | OF SCHEDULE | RPI | RPI | RPI | RPI |
| DIV. I ONLY | | 3- 20 | .13043 | 325 | 2- 8 | | 294 | 310 | 319 | .33267 | 320 |
| DIV. I NON-CONF. | | 1- 10 | .09091 | 310 | 0- 0 | | 147 | 255 | 305 | .38928 | 304 |
| TOTALS | | RPI 1-25 | RPI 26-50 | | W-L RECORDS | | RPI 51-100 | | RPI 101-150 | | RPI 150+ |
| 3- 20 | 0- 0 | 0- 0 | | OVERALL | | 0- 3 | | 0- 1 | | 3- 16 | |
| 1- 6 | 0- 0 | 0- 0 | | HOME | | 0- 0 | | 0- 0 | | 1- 6 | |
| 1- 8 | 0- 0 | 0- 0 | | AWAY | | 0- 1 | | 0- 1 | | 1- 6 | |
| 1- 6 | 0- 0 | 0- 0 | | NEUTRAL | | 0- 2 | | 0- 0 | | 1- 4 | |
| 1- 10 | 0- 0 | 0- 0 | | NON-CONFERENCE | | 0- 3 | | 0- 1 | | 1- 6 | |
| 0- 1 | 0- 0 | 0- 0 | | HOME | | 0- 0 | | 0- 0 | | 0- 1 | |
| 0- 4 | 0- 0 | 0- 0 | | AWAY | | 0- 1 | | 0- 1 | | 0- 2 | |
| 1- 5 | 0- 0 | 0- 0 | | NEUTRAL | | 0- 2 | | 0- 0 | | 1- 3 | |
| 2- 10 | 0- 0 | 0- 0 | | CONFERENCE | | 0- 0 | | 0- 0 | | 2- 10 | |
| 1- 5 | 0- 0 | 0- 0 | | HOME | | 0- 0 | | 0- 0 | | 1- 5 | |
| 1- 4 | 0- 0 | 0- 0 | | AWAY | | 0- 0 | | 0- 0 | | 1- 4 | |
| 0- 1 | 0- 0 | 0- 0 | | NEUTRAL | | 0- 0 | | 0- 0 | | 0- 1 | |
| RPI S | Opponent | Score | RPI S | Opponent | Score | RPI S | Opponent | Score | RPI S | Opponent | Score |
| | | | | | | 63 A | James Madison | 0 3 | 121 A | UNCG | 0 3 |
| | | | | | | 64 N | UNCW | 0 3 | 215 N | Georgetown | 0 3 |
| | | | | | | 78 N | Sacramento St. | 0 3 | 220 A | Campbell | 0 3 |
| | | | | | | | | | 223 H | Radford | 0 3 |
| | | | | | | | | | 234 A | Howard | 0 3 |
| | | | | | | | | | 234 H | Howard | 0 3 |
| | | | | | | | | | 238 H | UMES | 0 3 |
| | | | | | | | | | 244 A | William & Mary | 1 3 |
| | | | | | | | | | 280 A | Coppin St. | 0 3 |
| | | | | | | | | | 280 H | Coppin St. | 0 3 |
| | | | | | | | | | 283 A | Morgan St. | 0 3 |
| | | | | | | | | | 283 H | Morgan St. | 2 3 |
| | | | | | | | | | 297 N | La Salle | 2 3 |
| | | | | | | | | | 302 N | Alabama St. | 3 2 |
| | | | | | | | | | 307 N | Gardner-Webb | 1 3 |
| | | | | | | | | | 318 A | Hampton | 3 0 |
| | | | | | | | | | 318 H | Hampton | 2 3 |
| | | | | | | | | | 323 H | Delaware St. | 3 0 |
| | | | | | | | | | 324 A | N.C. A&T | 2 3 |
| | | | | | | | | | 328 N | N.C. Central | 2 3 |
| | | | LAST 10 GAMES | | | | | | | | |
| | | | 318 A | Hampton | 3 0 | 323 H | Delaware St. | 3 0 | | | |
| | | | 238 H | UMES | 0 3 | 318 H | Hampton | 2 3 | | | |
| | | | 234 H | Howard | 0 3 | 234 A | Howard | 0 3 | | | |
| | | | 283 A | Morgan St. | 0 3 | 283 H | Morgan St. | 2 3 | | | |
| | | | 280 A | Coppin St. | 0 3 | 280 H | Coppin St. | 0 3 | | | |

Non-Div. I Games:

Norfolk St.

| Average RPI Win: 307 | | WON-LOST | WINNING | LAST 10 | STRENGTH OF | | OPP. STRENGTH | TEAM | ADJ | CONF. | ADJ CONF. |
|-----------------------|----------|----------|-----------|----------------------|-------------|-------|---------------------|-------|-------------|----------------------|-----------|
| Average RPI Loss: 241 | | RECORD | PCT. RANK | GAMES | SCHEDULE | | OF SCHEDULE | RPI | RPI | RPI | RPI |
| DIV. I ONLY | | 4- 23 | .14815 | 320 | 1- 9 | | 307 | 306 | 321 | .3319 | 321 |
| DIV. I NON-CONF. | | 2- 13 | .13333 | 308 | 0- 0 | | 303 | 302 | 324 | .33 | 323 |
| TOTALS | | RPI 1-25 | RPI 26-50 | | W-L RECORDS | | RPI 51-100 | | RPI 101-150 | | RPI 150+ |
| 4- 23 | 0- 0 | 0- 0 | | OVERALL | | 0- 2 | | 0- 0 | | 4- 21 | |
| 0- 8 | 0- 0 | 0- 0 | | HOME | | 0- 0 | | 0- 0 | | 0- 8 | |
| 2- 11 | 0- 0 | 0- 0 | | AWAY | | 0- 1 | | 0- 0 | | 2- 9 | |
| 2- 4 | 0- 0 | 0- 0 | | NEUTRAL | | 0- 1 | | 0- 0 | | 2- 3 | |
| 2- 13 | 0- 0 | 0- 0 | | NON-CONFERENCE | | 0- 2 | | 0- 0 | | 2- 11 | |
| 0- 3 | 0- 0 | 0- 0 | | HOME | | 0- 0 | | 0- 0 | | 0- 3 | |
| 0- 6 | 0- 0 | 0- 0 | | AWAY | | 0- 1 | | 0- 0 | | 0- 5 | |
| 2- 4 | 0- 0 | 0- 0 | | NEUTRAL | | 0- 1 | | 0- 0 | | 2- 3 | |
| 2- 10 | 0- 0 | 0- 0 | | CONFERENCE | | 0- 0 | | 0- 0 | | 2- 10 | |
| 0- 5 | 0- 0 | 0- 0 | | HOME | | 0- 0 | | 0- 0 | | 0- 5 | |
| 2- 5 | 0- 0 | 0- 0 | | AWAY | | 0- 0 | | 0- 0 | | 2- 5 | |
| 0- 0 | 0- 0 | 0- 0 | | NEUTRAL | | 0- 0 | | 0- 0 | | 0- 0 | |
| RPI S | Opponent | Score | RPI S | Opponent | Score | RPI S | Opponent | Score | RPI S | Opponent | Score |
| | | | | | | 79 A | Towson | 0 3 | 182 H | High Point | 0 3 |
| | | | | | | 98 N | Tennessee | 0 3 | 196 A | Bryant | 1 3 |
| | | | | | | | | | 203 A | LIU Brooklyn | 0 3 |
| | | | | | | | | | 203 H | LIU Brooklyn | 0 3 |
| | | | | | | | | | 224 A | Sacred Heart | 0 3 |
| | | | | | | | | | 224 H | Sacred Heart | 0 3 |
| | | | | | | | | | 228 A | Youngstown St. | 1 3 |
| | | | | | | | | | 237 A | Robert Morris | 0 3 |
| | | | | | | | | | 237 H | Robert Morris | 1 3 |
| | | | | | | | | | 245 A | Wright St. | 0 3 |
| | | | | | | | | | 245 A | Wright St. | 0 3 |
| | | | | | | | | | 264 N | Manhattan | 0 3 |
| | | | | | | | | | 275 H | Fordham | 2 3 |
| | | | | | | | | | 277 N | Navy | 1 3 |
| | | | | | | | | | 280 H | Coppin St. | 2 3 |
| | | | | | | | | | 289 A | Central Conn. St. | 3 2 |
| | | | | | | | | | 303 N | Canisius | 3 2 |
| | | | | | | | | | 304 A | Akron | 0 3 |
| | | | | | | | | | 304 N | Akron | 1 3 |
| | | | | | | | | | 310 A | Loyola Maryland | 0 3 |
| | | | | | | | | | 312 A | Fairleigh Dickinson | 0 3 |
| | | | | | | | | | 312 H | Fairleigh Dickinson | 2 3 |
| | | | | | | | | | 314 A | St. Francis Brooklyn | 3 1 |
| | | | | | | | | | 314 H | St. Francis Brooklyn | 1 3 |
| | | | | | | | | | 323 N | Delaware St. | 3 1 |
| LAST 10 GAMES | | | | | | | | | | | |
| | | | 224 A | Sacred Heart | 0 3 | 196 A | Bryant | 1 3 | | | |
| | | | 312 A | Fairleigh Dickinson | 0 3 | 289 A | Central Conn. St. | 3 2 | | | |
| | | | 203 H | LIU Brooklyn | 0 3 | 224 H | Sacred Heart | 0 3 | | | |
| | | | 314 H | St. Francis Brooklyn | 1 3 | 312 H | Fairleigh Dickinson | 2 3 | | | |
| | | | 237 A | Robert Morris | 0 3 | 203 A | LIU Brooklyn | 0 3 | | | |

Non-Div. I Games:

Saint Francis (PA)

| Average RPI Win: 331 | | WON-LOST RECORD | | WINNING PCT. RANK | | LAST 10 GAMES | | STRENGTH OF SCHEDULE | | OPP. STRENGTH OF SCHEDULE | | TEAM RPI | | ADJ RPI | | CONF. RPI | | ADJ CONF. RPI | |
|-----------------------|---|-----------------|-------|-------------------|---|----------------|-------|----------------------|---|---------------------------|-------|----------|---|-------------------|-------|-----------|---|---------------|-------|
| Average RPI Loss: 232 | | | | | | | | | | | | | | | | | | | |
| DIV. I ONLY | | 6- 22 | | .21429 297 | | 5- 4 | | 320 | | 322 | | 322 | | .3269 322 | | 32 | | 32 | |
| DIV. I NON-CONF. | | 0- 15 | | 0 319 | | 0- 0 | | 184 | | 245 | | 317 | | .36001 316 | | 32 | | 32 | |
| TOTALS | | RPI 1-25 | | RPI 26-50 | | W-L RECORDS | | RPI 51-100 | | RPI 101-150 | | RPI 150+ | | | | | | | |
| 6- 22 | | 0- 0 | | 0- 0 | | OVERALL | | 0- 3 | | 0- 1 | | 6- 18 | | | | | | | |
| 2- 5 | | 0- 0 | | 0- 0 | | HOME | | 0- 1 | | 0- 0 | | 2- 4 | | | | | | | |
| 2- 8 | | 0- 0 | | 0- 0 | | AWAY | | 0- 1 | | 0- 1 | | 2- 6 | | | | | | | |
| 2- 9 | | 0- 0 | | 0- 0 | | NEUTRAL | | 0- 1 | | 0- 0 | | 2- 8 | | | | | | | |
| 0- 15 | | 0- 0 | | 0- 0 | | NON-CONFERENCE | | 0- 3 | | 0- 1 | | 0- 11 | | | | | | | |
| 0- 3 | | 0- 0 | | 0- 0 | | HOME | | 0- 1 | | 0- 0 | | 0- 2 | | | | | | | |
| 0- 6 | | 0- 0 | | 0- 0 | | AWAY | | 0- 1 | | 0- 1 | | 0- 4 | | | | | | | |
| 0- 6 | | 0- 0 | | 0- 0 | | NEUTRAL | | 0- 1 | | 0- 0 | | 0- 5 | | | | | | | |
| 6- 7 | | 0- 0 | | 0- 0 | | CONFERENCE | | 0- 0 | | 0- 0 | | 6- 7 | | | | | | | |
| 2- 2 | | 0- 0 | | 0- 0 | | HOME | | 0- 0 | | 0- 0 | | 2- 2 | | | | | | | |
| 2- 2 | | 0- 0 | | 0- 0 | | AWAY | | 0- 0 | | 0- 0 | | 2- 2 | | | | | | | |
| 2- 3 | | 0- 0 | | 0- 0 | | NEUTRAL | | 0- 0 | | 0- 0 | | 2- 3 | | | | | | | |
| RPI | S | Opponent | Score | RPI | S | Opponent | Score | RPI | S | Opponent | Score | RPI | S | Opponent | Score | RPI | S | Opponent | Score |
| | | | | | | | | 77 | N | UTSA | 0 3 | 113 | A | Texas St. | 0 3 | | | | |
| | | | | | | | | 83 | A | A&M-Corpus Christi | 0 3 | 154 | A | Stephen F. Austin | 0 3 | | | | |
| | | | | | | | | 83 | H | A&M-Corpus Christi | 0 3 | 190 | A | Houston Baptist | 0 3 | | | | |
| | | | | | | | | | | | | 190 | H | Houston Baptist | 0 3 | | | | |
| | | | | | | | | | | | | 211 | A | Sam Houston St. | 0 3 | | | | |
| | | | | | | | | | | | | 214 | A | McNeese St. | 0 3 | | | | |
| | | | | | | | | | | | | 235 | N | Tulane | 0 3 | | | | |
| | | | | | | | | | | | | 241 | N | Lamar | 0 3 | | | | |
| | | | | | | | | | | | | 260 | N | Southeastern La. | 0 3 | | | | |
| | | | | | | | | | | | | 262 | H | UTRGV | 0 3 | | | | |
| | | | | | | | | | | | | 288 | N | Nicholls St. | 0 3 | | | | |
| | | | | | | | | | | | | 291 | N | Montana St. | 0 3 | | | | |
| | | | | | | | | | | | | 302 | N | Alabama St. | 0 3 | | | | |
| | | | | | | | | | | | | 311 | H | Texas Southern | 1 3 | | | | |
| | | | | | | | | | | | | 311 | N | Texas Southern | 0 3 | | | | |
| | | | | | | | | | | | | 316 | A | Jackson St. | 1 3 | | | | |
| | | | | | | | | | | | | 317 | N | Alabama A&M | 1 3 | | | | |
| | | | | | | | | | | | | 326 | A | Southern U. | 1 3 | | | | |
| | | | | | | | | | | | | 326 | H | Southern U. | 2 3 | | | | |
| | | | | | | | | | | | | 327 | A | Ark.-Pine Bluff | 3 0 | | | | |
| | | | | | | | | | | | | 327 | H | Ark.-Pine Bluff | 3 0 | | | | |
| | | | | | | | | | | | | 331 | A | Grambling | 3 0 | | | | |
| | | | | | | | | | | | | 331 | H | Grambling | 3 0 | | | | |
| | | | | | | | | | | | | 333 | N | Alcorn | 3 1 | | | | |
| | | | | | | | | | | | | 333 | N | Alcorn | 3 1 | | | | |
| | | | | | | | | | | | | 334 | N | Mississippi Val. | 3 1 | | | | |
| | | | | | | | | | | | | 302 | N | Alabama St. | 0 3 | | | | |
| | | | | | | | | | | | | 317 | N | Alabama A&M | 1 3 | | | | |
| LAST 10 GAMES | | | | | | | | | | | | | | | | | | | |
| | | | | | | | | | | | | | | | | | | | |
| | | | | | | | | | | | | | | | | | | | |
| | | | | | | | | | | | | | | | | | | | |
| | | | | | | | | | | | | | | | | | | | |
| | | | | | | | | | | | | | | | | | | | |

Non-Div. I Games: Huston-Tillotson 3 0 Huston-Tillotson 3 0

Prairie View

| Average RPI Win: 327 | | WON-LOST | WINNING | LAST 10 | STRENGTH OF | | OPP. STRENGTH | TEAM | ADJ | CONF. | ADJ CONF. |
|-----------------------|----------|----------|----------------|-------------|-------------|-------|---------------|----------|------------|---------------------|-----------|
| Average RPI Loss: 246 | | RECORD | PCT. RANK | GAMES | SCHEDULE | | OF SCHEDULE | RPI | RPI | RPI | RPI |
| DIV. I ONLY | | 2- 23 | .08 329 | 0- 10 | 284 | | 326 | 323 | .32333 323 | 31 | 31 |
| DIV. I NON-CONF. | | 1- 12 | .07692 314 | 0- 1 | 272 | | 309 | 323 | .3342 321 | 31 | 31 |
| TOTALS | | RPI 1-25 | RPI 26-50 | W-L RECORDS | RPI 51-100 | | RPI 101-150 | RPI 150+ | | | |
| 2- 23 | 0- 0 | 0- 0 | OVERALL | 0- 2 | | | 0- 0 | 2- 21 | | | |
| 0- 4 | 0- 0 | 0- 0 | HOME | 0- 0 | | | 0- 0 | 0- 4 | | | |
| 0- 13 | 0- 0 | 0- 0 | AWAY | 0- 1 | | | 0- 0 | 0- 12 | | | |
| 2- 6 | 0- 0 | 0- 0 | NEUTRAL | 0- 1 | | | 0- 0 | 2- 5 | | | |
| 1- 12 | 0- 0 | 0- 0 | NON-CONFERENCE | 0- 2 | | | 0- 0 | 1- 10 | | | |
| 0- 0 | 0- 0 | 0- 0 | HOME | 0- 0 | | | 0- 0 | 0- 0 | | | |
| 0- 6 | 0- 0 | 0- 0 | AWAY | 0- 1 | | | 0- 0 | 0- 5 | | | |
| 1- 6 | 0- 0 | 0- 0 | NEUTRAL | 0- 1 | | | 0- 0 | 1- 5 | | | |
| 1- 11 | 0- 0 | 0- 0 | CONFERENCE | 0- 0 | | | 0- 0 | 1- 11 | | | |
| 0- 4 | 0- 0 | 0- 0 | HOME | 0- 0 | | | 0- 0 | 0- 4 | | | |
| 0- 7 | 0- 0 | 0- 0 | AWAY | 0- 0 | | | 0- 0 | 0- 7 | | | |
| 1- 0 | 0- 0 | 0- 0 | NEUTRAL | 0- 0 | | | 0- 0 | 1- 0 | | | |
| RPI S | Opponent | Score | RPI S | Opponent | Score | RPI S | Opponent | Score | RPI S | Opponent | Score |
| | | | | | | 79 A | Towson | 0 3 | 207 A | Penn | 0 3 |
| | | | | | | 98 N | Tennessee | 0 3 | 210 N | Colgate | 0 3 |
| | | | | | | | | | 213 N | Fairfield | 0 3 |
| | | | | | | | | | 226 A | Stony Brook | 0 3 |
| | | | | | | | | | 234 A | Howard | 1 3 |
| | | | | | | | | | 234 H | Howard | 1 3 |
| | | | | | | | | | 238 A | UMES | 0 3 |
| | | | | | | | | | 238 A | UMES | 0 3 |
| | | | | | | | | | 238 H | UMES | 0 3 |
| | | | | | | | | | 240 N | Providence | 0 3 |
| | | | | | | | | | 249 A | Bucknell | 0 3 |
| | | | | | | | | | 264 N | Manhattan | 2 3 |
| | | | | | | | | | 280 A | Coppin St. | 1 3 |
| | | | | | | | | | 280 H | Coppin St. | 0 3 |
| | | | | | | | | | 283 A | Morgan St. | 0 3 |
| | | | | | | | | | 283 H | Morgan St. | 0 3 |
| | | | | | | | | | 297 A | La Salle | 0 3 |
| | | | | | | | | | 312 A | Fairleigh Dickinson | 0 3 |
| | | | | | | | | | 318 A | Hampton | 1 3 |
| | | | | | | | | | 320 A | Norfolk St. | 0 3 |
| | | | | | | | | | 321 N | Saint Francis (PA) | 1 3 |
| | | | | | | | | | 324 N | N.C. A&T | 3 2 |
| | | | | | | | | | 330 N | Quinnipiac | 3 1 |
| | | | LAST 10 GAMES | | | | | | | | |
| | | | 238 H | UMES | 0 3 | 226 A | Stony Brook | 0 3 | | | |
| | | | 318 A | Hampton | 1 3 | 320 A | Norfolk St. | 0 3 | | | |
| | | | 283 H | Morgan St. | 0 3 | 238 A | UMES | 0 3 | | | |
| | | | 280 A | Coppin St. | 1 3 | 283 A | Morgan St. | 0 3 | | | |
| | | | 234 H | Howard | 1 3 | 280 H | Coppin St. | 0 3 | | | |

Non-Div. I Games:

Delaware St.

| Average RPI Win: 329 | | WON-LOST | WINNING | LAST 10 | STRENGTH OF | | OPP. STRENGTH | TEAM | ADJ | CONF. | ADJ CONF. |
|-----------------------|----------|----------|--------------------------|-------------|-------------|--------------------------|--------------------------|----------|------------|----------|-----------|
| Average RPI Loss: 259 | | RECORD | PCT. RANK | GAMES | SCHEDULE | | OF SCHEDULE | RPI | RPI | RPI | RPI |
| DIV. I ONLY | | 7- 13 | .35 244 | 4- 6 | 333 | | 330 | 325 | .32115 324 | 31 | 31 |
| DIV. I NON-CONF. | | 1- 6 | .14286 305 | 0- 2 | 271 | | 312 | 318 | .35202 318 | 31 | 31 |
| TOTALS | | RPI 1-25 | RPI 26-50 | W-L RECORDS | RPI 51-100 | | RPI 101-150 | RPI 150+ | | | |
| 7- 13 | 0- 0 | 0- 0 | OVERALL | 0- 0 | 0- 0 | | 0- 1 | 7- 12 | | | |
| 4- 5 | 0- 0 | 0- 0 | HOME | 0- 0 | 0- 0 | | 0- 1 | 4- 4 | | | |
| 2- 7 | 0- 0 | 0- 0 | AWAY | 0- 0 | 0- 0 | | 0- 0 | 2- 7 | | | |
| 1- 1 | 0- 0 | 0- 0 | NEUTRAL | 0- 0 | 0- 0 | | 0- 0 | 1- 1 | | | |
| 1- 6 | 0- 0 | 0- 0 | NON-CONFERENCE | 0- 0 | 0- 0 | | 0- 1 | 1- 5 | | | |
| 0- 3 | 0- 0 | 0- 0 | HOME | 0- 0 | 0- 0 | | 0- 1 | 0- 2 | | | |
| 0- 3 | 0- 0 | 0- 0 | AWAY | 0- 0 | 0- 0 | | 0- 0 | 0- 3 | | | |
| 1- 0 | 0- 0 | 0- 0 | NEUTRAL | 0- 0 | 0- 0 | | 0- 0 | 1- 0 | | | |
| 6- 7 | 0- 0 | 0- 0 | CONFERENCE | 0- 0 | 0- 0 | | 0- 0 | 6- 7 | | | |
| 4- 2 | 0- 0 | 0- 0 | HOME | 0- 0 | 0- 0 | | 0- 0 | 4- 2 | | | |
| 2- 4 | 0- 0 | 0- 0 | AWAY | 0- 0 | 0- 0 | | 0- 0 | 2- 4 | | | |
| 0- 1 | 0- 0 | 0- 0 | NEUTRAL | 0- 0 | 0- 0 | | 0- 0 | 0- 1 | | | |
| RPI S | Opponent | Score | RPI S | Opponent | Score | RPI S | Opponent | Score | RPI S | Opponent | Score |
| | | | | | | | 121 H UNCG | 0 3 | | | |
| | | | | | | | 182 A High Point | 0 3 | | | |
| | | | | | | | 220 H Campbell | 0 3 | | | |
| | | | | | | | 238 A UMES | 0 3 | | | |
| | | | | | | | 261 A Davidson | 1 3 | | | |
| | | | | | | | 263 A Elon | 0 3 | | | |
| | | | | | | | 268 A Bethune-Cookman | 1 3 | | | |
| | | | | | | | 268 H Bethune-Cookman | 1 3 | | | |
| | | | | | | | 298 A Florida A&M | 0 3 | | | |
| | | | | | | | 298 H Florida A&M | 1 3 | | | |
| | | | | | | | 302 H Alabama St. | 1 3 | | | |
| | | | | | | | 320 H Norfolk St. | 3 2 | | | |
| | | | | | | | 323 N Delaware St. | 2 3 | | | |
| | | | | | | | 328 A N.C. Central | 0 3 | | | |
| | | | | | | | 328 H N.C. Central | 3 1 | | | |
| | | | | | | | 329 A South Carolina St. | 3 1 | | | |
| | | | | | | | 329 H South Carolina St. | 3 0 | | | |
| | | | | | | | 330 N Quinnipiac | 3 2 | | | |
| | | | | | | | 332 A Savannah St. | 3 0 | | | |
| | | | | | | | 332 H Savannah St. | 3 0 | | | |
| | | | LAST 10 GAMES | | | | | | | | |
| | | | 298 H Florida A&M | 1 3 | | 263 A Elon | 0 3 | | | | |
| | | | 268 H Bethune-Cookman | 1 3 | | 261 A Davidson | 1 3 | | | | |
| | | | 329 A South Carolina St. | 3 1 | | 298 A Florida A&M | 0 3 | | | | |
| | | | 332 A Savannah St. | 3 0 | | 268 A Bethune-Cookman | 1 3 | | | | |
| | | | 328 H N.C. Central | 3 1 | | 329 H South Carolina St. | 3 0 | | | | |

Non-Div. I Games:

N.C. A&T

| | | | | | | | | | | | | |
|---------------------|----------|-----------------|-------------------|----------------|----------------------|---------------------------|-------------|------------|-----------|---------------|-------|---|
| Average RPI Win: | 294 | WON-LOST RECORD | WINNING PCT. RANK | LAST 10 GAMES | STRENGTH OF SCHEDULE | OPP. STRENGTH OF SCHEDULE | TEAM RPI | ADJ RPI | CONF. RPI | ADJ CONF. RPI | | |
| Average RPI Loss: | 249 | | | | | | | | | | | |
| DIV. I ONLY | | 4- 23 | .14815 320 | 1- 9 | 319 | 312 | 326 | .31842 325 | 28 | 28 | | |
| DIV. I NON-CONF. | | 3- 14 | .17647 295 | 0- 1 | 313 | 332 | 325 | .32281 326 | 28 | 28 | | |
| <hr/> | | | | | | | | | | | | |
| TOTALS | RPI 1-25 | RPI 26-50 | | W-L RECORDS | RPI 51-100 | | RPI 101-150 | | RPI 150+ | | | |
| 4- 23 | 0- 0 | 0- 0 | | OVERALL | 0- 0 | | 0- 1 | | 4- 22 | | | |
| 2- 7 | 0- 0 | 0- 0 | | HOME | 0- 0 | | 0- 0 | | 2- 7 | | | |
| 1- 11 | 0- 0 | 0- 0 | | AWAY | 0- 0 | | 0- 1 | | 1- 10 | | | |
| 1- 5 | 0- 0 | 0- 0 | | NEUTRAL | 0- 0 | | 0- 0 | | 1- 5 | | | |
| <hr/> | | | | | | | | | | | | |
| 3- 14 | 0- 0 | 0- 0 | | NON-CONFERENCE | 0- 0 | | 0- 0 | | 3- 14 | | | |
| 2- 3 | 0- 0 | 0- 0 | | HOME | 0- 0 | | 0- 0 | | 2- 3 | | | |
| 0- 6 | 0- 0 | 0- 0 | | AWAY | 0- 0 | | 0- 0 | | 0- 6 | | | |
| 1- 5 | 0- 0 | 0- 0 | | NEUTRAL | 0- 0 | | 0- 0 | | 1- 5 | | | |
| <hr/> | | | | | | | | | | | | |
| 1- 9 | 0- 0 | 0- 0 | | CONFERENCE | 0- 0 | | 0- 1 | | 1- 8 | | | |
| 0- 4 | 0- 0 | 0- 0 | | HOME | 0- 0 | | 0- 0 | | 0- 4 | | | |
| 1- 5 | 0- 0 | 0- 0 | | AWAY | 0- 0 | | 0- 1 | | 1- 4 | | | |
| 0- 0 | 0- 0 | 0- 0 | | NEUTRAL | 0- 0 | | 0- 0 | | 0- 0 | | | |
| <hr/> | | | | | | | | | | | | |
| RPI S | Opponent | Score | RPI S | Opponent | Score | RPI S | Opponent | Score | RPI S | Opponent | Score | |
| | | | | | | 131 A Albany (NY) | | | | | 0 | 3 |
| | | | | | | 165 A New Hampshire | | | | | 0 | 3 |
| | | | | | | 165 H New Hampshire | | | | | 0 | 3 |
| | | | | | | 196 H Bryant | | | | | 3 | 0 |
| | | | | | | 224 A Sacred Heart | | | | | 0 | 3 |
| | | | | | | 225 H San Jose St. | | | | | 0 | 3 |
| | | | | | | 226 A Stony Brook | | | | | 0 | 3 |
| | | | | | | 226 H Stony Brook | | | | | 0 | 3 |
| | | | | | | 238 A UMES | | | | | 1 | 3 |
| | | | | | | 238 A UMES | | | | | 0 | 3 |
| | | | | | | 242 A UMBC | | | | | 0 | 3 |
| | | | | | | 242 H UMBC | | | | | 1 | 3 |
| | | | | | | 248 A Northeastern | | | | | 2 | 3 |
| | | | | | | 264 N Manhattan | | | | | 1 | 3 |
| | | | | | | 265 A Binghamton | | | | | 2 | 3 |
| | | | | | | 269 N Rider | | | | | 1 | 3 |
| | | | | | | 269 N Rider | | | | | 1 | 3 |
| | | | | | | 272 A Bradley | | | | | 0 | 3 |
| | | | | | | 273 N Weber St. | | | | | 0 | 3 |
| | | | | | | 284 A UAB | | | | | 1 | 3 |
| | | | LAST 10 GAMES | | | 301 N Jacksonville St. | | | | | 0 | 3 |
| | | | | | | 313 H Holy Cross | | | | | 0 | 3 |
| | | | | | | 315 A Hartford | | | | | 3 | 2 |
| | | | | | | 315 H Hartford | | | | | 0 | 3 |
| | | | | | | 330 H Quinnipiac | | | | | 2 | 3 |
| | | | | | | 330 H Quinnipiac | | | | | 3 | 2 |
| | | | | | | 334 N Mississippi Val. | | | | | 3 | 0 |
| | | | | | | | | | | | | |
| 315 H Hartford | | | 0 | 3 | 131 A Albany (NY) | | | 0 | 3 | | | |
| 165 H New Hampshire | | | 0 | 3 | 265 A Binghamton | | | 2 | 3 | | | |
| 242 A UMBC | | | 0 | 3 | 165 A New Hampshire | | | 0 | 3 | | | |
| 226 A Stony Brook | | | 0 | 3 | 315 A Hartford | | | 3 | 2 | | | |
| 330 H Quinnipiac | | | 2 | 3 | 226 H Stony Brook | | | 0 | 3 | | | |

Non-Div. I Games:

UMass Lowell

| | | | | | | | | | | | | | | | | | |
|-------------------|------------------|-----------------|-------------------|------------------|----------------------|---------------------------|-------------|------------|-----------|------------------|-------|---------------|--|--|-------|-----------------|-----|
| Average RPI Win: | 325 | WON-LOST RECORD | WINNING PCT. RANK | LAST 10 GAMES | STRENGTH OF SCHEDULE | OPP. STRENGTH OF SCHEDULE | TEAM RPI | ADJ RPI | CONF. RPI | ADJ CONF. RPI | | | | | | | |
| Average RPI Loss: | 271 | | | | | | | | | | | | | | | | |
| DIV. I ONLY | | 8- 19 | .2963 271 | 5- 5 | 329 | 331 | 327 | .31442 326 | 32 | 32 | | | | | | | |
| DIV. I NON-CONF. | | 0- 13 | 0 319 | 0- 0 | 294 | 299 | 330 | .30908 329 | 32 | 32 | | | | | | | |
| <hr/> | | | | | | | | | | | | | | | | | |
| TOTALS | RPI 1-25 | RPI 26-50 | | W-L RECORDS | RPI 51-100 | | RPI 101-150 | | RPI 150+ | | | | | | | | |
| 8- 19 | 0- 0 | 0- 0 | | OVERALL | 0- 0 | | 0- 1 | | 8- 18 | | | | | | | | |
| 3- 3 | 0- 0 | 0- 0 | | HOME | 0- 0 | | 0- 0 | | 3- 3 | | | | | | | | |
| 4- 7 | 0- 0 | 0- 0 | | AWAY | 0- 0 | | 0- 1 | | 4- 6 | | | | | | | | |
| 1- 9 | 0- 0 | 0- 0 | | NEUTRAL | 0- 0 | | 0- 0 | | 1- 9 | | | | | | | | |
| <hr/> | | | | | | | | | | | | | | | | | |
| 0- 13 | 0- 0 | 0- 0 | | NON-CONFERENCE | 0- 0 | | 0- 1 | | 0- 12 | | | | | | | | |
| 0- 2 | 0- 0 | 0- 0 | | HOME | 0- 0 | | 0- 0 | | 0- 2 | | | | | | | | |
| 0- 5 | 0- 0 | 0- 0 | | AWAY | 0- 0 | | 0- 1 | | 0- 4 | | | | | | | | |
| 0- 6 | 0- 0 | 0- 0 | | NEUTRAL | 0- 0 | | 0- 0 | | 0- 6 | | | | | | | | |
| <hr/> | | | | | | | | | | | | | | | | | |
| 8- 6 | 0- 0 | 0- 0 | | CONFERENCE | 0- 0 | | 0- 0 | | 8- 6 | | | | | | | | |
| 3- 1 | 0- 0 | 0- 0 | | HOME | 0- 0 | | 0- 0 | | 3- 1 | | | | | | | | |
| 4- 2 | 0- 0 | 0- 0 | | AWAY | 0- 0 | | 0- 0 | | 4- 2 | | | | | | | | |
| 1- 3 | 0- 0 | 0- 0 | | NEUTRAL | 0- 0 | | 0- 0 | | 1- 3 | | | | | | | | |
| <hr/> | | | | | | | | | | | | | | | | | |
| RPI S | Opponent | Score | RPI S | Opponent | Score | RPI S | Opponent | Score | RPI S | Opponent | Score | | | | | | |
| | | | | | | | | | 118 A | Southern Miss. | 0 3 | | | | | | |
| | | | | | | | | | 225 N | San Jose St. | 0 3 | | | | | | |
| | | | | | | | | | 239 A | New Orleans | 0 3 | | | | | | |
| | | | | | | | | | 241 N | Lamar | 0 3 | | | | | | |
| | | | | | | | | | 246 N | La.-Monroe | 0 3 | | | | | | |
| | | | | | | | | | 250 A | Louisiana Tech | 0 3 | | | | | | |
| | | | | | | | | | 251 N | Mercer | 0 3 | | | | | | |
| | | | | | | | | | 260 H | Southeastern La. | 2 3 | | | | | | |
| | | | | | | | | | 262 A | UTRGV | 0 3 | | | | | | |
| | | | | | | | | | 270 H | Tennessee St. | 0 3 | | | | | | |
| | | | | | | | | | 282 N | Incarnate Word | 0 3 | | | | | | |
| | | | | | | | | | 288 N | Nicholls St. | 0 3 | | | | | | |
| | | | | | | | | | 292 A | La.-Lafayette | 0 3 | | | | | | |
| | | | | | | | | | 302 N | Alabama St. | 1 3 | | | | | | |
| | | | | | | | | | 311 A | Texas Southern | 1 3 | | | | | | |
| | | | | | | | | | 311 H | Texas Southern | 3 1 | | | | | | |
| | | | | | | | | | 316 A | Jackson St. | 3 1 | | | | | | |
| | | | | | | | | | 317 N | Alabama A&M | 0 3 | | | | | | |
| | | | | | | | | | 322 A | Prairie View | 3 2 | | | | | | |
| | | | | | | | | | 322 H | Prairie View | 3 1 | | | | | | |
| | | | | | | | | | 327 A | Ark.-Pine Bluff | 3 1 | | | | | | |
| | | | | | | | | | | | | LAST 10 GAMES | | | 327 H | Ark.-Pine Bluff | 0 3 |
| | | | | | | | | | | | | | | | 331 A | Grambling | 3 2 |
| | | | | | | | | | | | | | | | 333 A | Alcorn | 1 3 |
| | | | | | | | | | | | | | | | 333 H | Alcorn | 3 1 |
| 333 N | Alcorn | 1 3 | | | | | | | | | | | | | | | |
| 334 N | Mississippi Val. | 3 0 | | | | | | | | | | | | | | | |
| 311 A | Texas Southern | 1 3 | 334 N | Mississippi Val. | 3 0 | | | | | | | | | | | | |
| 322 A | Prairie View | 3 2 | 317 N | Alabama A&M | 0 3 | | | | | | | | | | | | |
| 333 A | Alcorn | 1 3 | 316 A | Jackson St. | 3 1 | | | | | | | | | | | | |
| 327 A | Ark.-Pine Bluff | 3 1 | 333 N | Alcorn | 1 3 | | | | | | | | | | | | |
| 322 H | Prairie View | 3 1 | 302 N | Alabama St. | 1 3 | | | | | | | | | | | | |

Non-Div. I Games:

Southern U.

| Average RPI Win: | | 332 | WON-LOST RECORD | | WINNING PCT. RANK | | LAST 10 GAMES | | STRENGTH OF SCHEDULE | | OPP. STRENGTH OF SCHEDULE | | TEAM RPI | | ADJ RPI | | CONF. RPI | | ADJ CONF. RPI | | | | |
|-------------------|---|-----------------|-----------------|-----------|-------------------|----------------|---------------|------------|----------------------|-----------------|---------------------------|---------------|----------|------------------|------------|-------|-----------|-----------------|---------------|-----------------|--|---|---|
| DIV. I ONLY | | | 5- 22 | | .18519 309 | | 2- 7 | | 322 | | 318 | | 324 | | .30459 327 | | 32 | | 32 | | | | |
| DIV. I NON-CONF. | | | 0- 13 | | 0 319 | | 0- 0 | | 104 | | 164 | | 303 | | .38536 308 | | 32 | | 32 | | | | |
| TOTALS | | RPI 1-25 | | RPI 26-50 | | W-L RECORDS | | RPI 51-100 | | RPI 101-150 | | RPI 150+ | | | | | | | | | | | |
| 5- 22 | | 0- 1 | | 0- 1 | | OVERALL | | 0- 2 | | 0- 4 | | 5- 14 | | | | | | | | | | | |
| 1- 3 | | 0- 0 | | 0- 0 | | HOME | | 0- 0 | | 0- 0 | | 1- 3 | | | | | | | | | | | |
| 3- 7 | | 0- 0 | | 0- 0 | | AWAY | | 0- 2 | | 0- 2 | | 3- 3 | | | | | | | | | | | |
| 1- 12 | | 0- 1 | | 0- 1 | | NEUTRAL | | 0- 0 | | 0- 2 | | 1- 8 | | | | | | | | | | | |
| 0- 13 | | 0- 1 | | 0- 1 | | NON-CONFERENCE | | 0- 2 | | 0- 4 | | 0- 5 | | | | | | | | | | | |
| 0- 0 | | 0- 0 | | 0- 0 | | HOME | | 0- 0 | | 0- 0 | | 0- 0 | | | | | | | | | | | |
| 0- 4 | | 0- 0 | | 0- 0 | | AWAY | | 0- 2 | | 0- 2 | | 0- 0 | | | | | | | | | | | |
| 0- 9 | | 0- 1 | | 0- 1 | | NEUTRAL | | 0- 0 | | 0- 2 | | 0- 5 | | | | | | | | | | | |
| 5- 9 | | 0- 0 | | 0- 0 | | CONFERENCE | | 0- 0 | | 0- 0 | | 5- 9 | | | | | | | | | | | |
| 1- 3 | | 0- 0 | | 0- 0 | | HOME | | 0- 0 | | 0- 0 | | 1- 3 | | | | | | | | | | | |
| 3- 3 | | 0- 0 | | 0- 0 | | AWAY | | 0- 0 | | 0- 0 | | 3- 3 | | | | | | | | | | | |
| 1- 3 | | 0- 0 | | 0- 0 | | NEUTRAL | | 0- 0 | | 0- 0 | | 1- 3 | | | | | | | | | | | |
| RPI | S | Opponent | | Score | | RPI | S | Opponent | | Score | | RPI | S | Opponent | | Score | | | | | | | |
| 18 | N | BYU | | 0 | 3 | 34 | N | Purdue | | 0 | 3 | 70 | A | Saint Louis | | 0 | 3 | 126 | A | Mississippi St. | | 0 | 3 |
| | | | | | | | | | | | | 70 | A | Saint Louis | | 0 | 3 | 135 | N | North Dakota | | 0 | 3 |
| | | | | | | | | | | | | | | | | | | 138 | A | Memphis | | 0 | 3 |
| | | | | | | | | | | | | | | | | | | 142 | N | Little Rock | | 0 | 3 |
| | | | | | | | | | | | | | | | | | | 183 | N | Southern Utah | | 0 | 3 |
| | | | | | | | | | | | | | | | | | | 208 | N | USC Upstate | | 0 | 3 |
| | | | | | | | | | | | | | | | | | | 246 | N | La.-Monroe | | 0 | 3 |
| | | | | | | | | | | | | | | | | | | 267 | N | UT Martin | | 0 | 3 |
| | | | | | | | | | | | | | | | | | | 290 | N | Tennessee Tech | | 0 | 3 |
| | | | | | | | | | | | | | | | | | | 302 | N | Alabama St. | | 0 | 3 |
| | | | | | | | | | | | | | | | | | | 311 | A | Texas Southern | | 0 | 3 |
| | | | | | | | | | | | | | | | | | | 311 | H | Texas Southern | | 2 | 3 |
| | | | | | | | | | | | | | | | | | | 316 | A | Jackson St. | | 0 | 3 |
| | | | | | | | | | | | | | | | | | | 317 | N | Alabama A&M | | 0 | 3 |
| | | | | | | | | | | | | | | | | | | 322 | A | Prairie View | | 0 | 3 |
| | | | | | | | | | | | | | | | | | | 322 | H | Prairie View | | 0 | 3 |
| | | | | | | | | | | | | | | | | | | 326 | A | Southern U. | | 3 | 0 |
| | | | | | | | | | | | | | | | | | | 326 | H | Southern U. | | 1 | 3 |
| | | | | | | | | | | | | | | | | | | 331 | A | Grambling | | 3 | 1 |
| | | | | | | | | | | | | | | | | | | 333 | N | Alcorn | | 3 | 0 |
| | | | | | | | | | | | | 334 | A | Mississippi Val. | | 3 | 0 | | | | | | |
| | | | | | | | | | | | | 334 | H | Mississippi Val. | | 3 | 0 | | | | | | |
| | | | | | | | | | | | | 334 | N | Mississippi Val. | | 0 | 3 | | | | | | |
| | | | | | | | | | | | | LAST 10 GAMES | | | | | | | | | | | |
| | | | | | | | | | | | | 331 | A | Grambling | | 3 | 1 | 302 | N | Alabama St. | | 0 | 3 |
| | | | | | | | | | | | | 322 | H | Prairie View | | 0 | 3 | 333 | N | Alcorn | | 3 | 0 |
| | | | | | | | | | | | | 317 | N | Alabama A&M | | 0 | 3 | | | | | | |
| | | | | | | | | | | | | 316 | A | Jackson St. | | 0 | 3 | | | | | | |
| | | | | | | | | | | | | 334 | N | Mississippi Val. | | 0 | 3 | | | | | | |
| Non-Div. I Games: | | Ark.-Monticello | | 0 | 3 | Harding | | 0 | 3 | Ark.-Monticello | | 0 | 3 | Fisk | | 3 | 2 | Ark.-Pine Bluff | | | | | |

| Average RPI Win: 321 | | WON-LOST | WINNING | LAST 10 | STRENGTH OF | | OPP. STRENGTH | TEAM | ADJ | CONF. | ADJ CONF. |
|-----------------------|----------|----------|-----------|--------------------|-------------|-------|-----------------|-------|-------------|--------------------|-----------|
| Average RPI Loss: 255 | | RECORD | PCT. RANK | GAMES | SCHEDULE | | OF SCHEDULE | RPI | RPI | RPI | RPI |
| DIV. I ONLY | | 5- 23 | .17857 | 313 | 328 | | 320 | 328 | .2983 | 328 | 31 |
| DIV. I NON-CONF. | | 0- 16 | 0 | 319 | 299 | | 286 | 331 | .30165 | 332 | 31 |
| TOTALS | | RPI 1-25 | RPI 26-50 | | W-L RECORDS | | RPI 51-100 | | RPI 101-150 | | RPI 150+ |
| 5- 23 | 0- 0 | 0- 0 | | OVERALL | | 0- 1 | | 0- 1 | | 5- 21 | |
| 3- 6 | 0- 0 | 0- 0 | | HOME | | 0- 0 | | 0- 0 | | 3- 6 | |
| 1- 10 | 0- 0 | 0- 0 | | AWAY | | 0- 1 | | 0- 0 | | 1- 9 | |
| 1- 7 | 0- 0 | 0- 0 | | NEUTRAL | | 0- 0 | | 0- 1 | | 1- 6 | |
| 0- 16 | 0- 0 | 0- 0 | | NON-CONFERENCE | | 0- 1 | | 0- 1 | | 0- 14 | |
| 0- 4 | 0- 0 | 0- 0 | | HOME | | 0- 0 | | 0- 0 | | 0- 4 | |
| 0- 5 | 0- 0 | 0- 0 | | AWAY | | 0- 1 | | 0- 0 | | 0- 4 | |
| 0- 7 | 0- 0 | 0- 0 | | NEUTRAL | | 0- 0 | | 0- 1 | | 0- 6 | |
| 5- 7 | 0- 0 | 0- 0 | | CONFERENCE | | 0- 0 | | 0- 0 | | 5- 7 | |
| 3- 2 | 0- 0 | 0- 0 | | HOME | | 0- 0 | | 0- 0 | | 3- 2 | |
| 1- 5 | 0- 0 | 0- 0 | | AWAY | | 0- 0 | | 0- 0 | | 1- 5 | |
| 1- 0 | 0- 0 | 0- 0 | | NEUTRAL | | 0- 0 | | 0- 0 | | 1- 0 | |
| RPI S | Opponent | Score | RPI S | Opponent | Score | RPI S | Opponent | Score | RPI S | Opponent | Score |
| | | | | | | 63 A | James Madison | 0 3 | 143 N | North Carolina St. | 0 3 |
| | | | | | | | | | 169 N | Wake Forest | 2 3 |
| | | | | | | | | | 172 A | South Carolina | 0 3 |
| | | | | | | | | | 215 N | Georgetown | 0 3 |
| | | | | | | | | | 220 A | Campbell | 0 3 |
| | | | | | | | | | 238 A | UMES | 0 3 |
| | | | | | | | | | 253 H | Winthrop | 0 3 |
| | | | | | | | | | 254 H | East Carolina | 0 3 |
| | | | | | | | | | 260 N | Southeastern La. | 0 3 |
| | | | | | | | | | 263 A | Elon | 0 3 |
| | | | | | | | | | 264 N | Manhattan | 0 3 |
| | | | | | | | | | 268 A | Bethune-Cookman | 0 3 |
| | | | | | | | | | 268 H | Bethune-Cookman | 1 3 |
| | | | | | | | | | 298 A | Florida A&M | 0 3 |
| | | | | | | | | | 298 H | Florida A&M | 3 1 |
| | | | | | | | | | 302 H | Alabama St. | 1 3 |
| | | | | | | | | | 307 A | Gardner-Webb | 1 3 |
| | | | | | | | | | 307 H | Gardner-Webb | 0 3 |
| | | | | | | | | | 309 N | Charleston So. | 0 3 |
| | | | | | | | | | 310 N | Loyola Maryland | 2 3 |
| | | | | | | | | | 320 N | Norfolk St. | 3 2 |
| | | | | | | | | | 324 A | N.C. A&T | 1 3 |
| | | | | | | | | | 324 H | N.C. A&T | 3 0 |
| | | | | | | | | | 329 A | South Carolina St. | 0 3 |
| | | | | | | | | | 329 H | South Carolina St. | 0 3 |
| | | | | | | | | | 332 A | Savannah St. | 3 0 |
| | | | | | | | | | 332 H | Savannah St. | 3 0 |
| LAST 10 GAMES | | | | | | | | | | | |
| | | | 268 H | Bethune-Cookman | 1 3 | 220 A | Campbell | 0 3 | | | |
| | | | 298 H | Florida A&M | 3 1 | 307 H | Gardner-Webb | 0 3 | | | |
| | | | 332 A | Savannah St. | 3 0 | 268 A | Bethune-Cookman | 0 3 | | | |
| | | | 329 A | South Carolina St. | 0 3 | 298 A | Florida A&M | 0 3 | | | |
| | | | 324 A | N.C. A&T | 1 3 | 332 H | Savannah St. | 3 0 | | | |

Non-Div. I Games:

N.C. Central

| Average RPI Win: | 330 | WON-LOST RECORD | WINNING PCT. RANK | LAST 10 GAMES | STRENGTH OF SCHEDULE | OPP. STRENGTH OF SCHEDULE | TEAM RPI | ADJ RPI | CONF. RPI | ADJ CONF. RPI |
|----------------------|----------------------|-----------------|-----------------------|----------------|----------------------|---------------------------|----------------------|------------|-----------------------|---------------|
| DIV. I ONLY | | 4- 18 | .18182 312 | 3- 7 | 330 | 329 | 331 | .28518 329 | 31 | 31 |
| DIV. I NON-CONF. | | 0- 12 | 0 319 | 0- 4 | 295 | 320 | 333 | .29535 333 | 31 | 31 |
| TOTALS | RPI 1-25 | RPI 26-50 | | W-L RECORDS | RPI 51-100 | | RPI 101-150 | | RPI 150+ | |
| 4- 18 | 0- 0 | 0- 0 | | OVERALL | 0- 0 | | 0- 0 | | 4- 18 | |
| 2- 6 | 0- 0 | 0- 0 | | HOME | 0- 0 | | 0- 0 | | 2- 6 | |
| 2- 8 | 0- 0 | 0- 0 | | AWAY | 0- 0 | | 0- 0 | | 2- 8 | |
| 0- 4 | 0- 0 | 0- 0 | | NEUTRAL | 0- 0 | | 0- 0 | | 0- 4 | |
| 0- 12 | 0- 0 | 0- 0 | | NON-CONFERENCE | 0- 0 | | 0- 0 | | 0- 12 | |
| 0- 3 | 0- 0 | 0- 0 | | HOME | 0- 0 | | 0- 0 | | 0- 3 | |
| 0- 5 | 0- 0 | 0- 0 | | AWAY | 0- 0 | | 0- 0 | | 0- 5 | |
| 0- 4 | 0- 0 | 0- 0 | | NEUTRAL | 0- 0 | | 0- 0 | | 0- 4 | |
| 4- 6 | 0- 0 | 0- 0 | | CONFERENCE | 0- 0 | | 0- 0 | | 4- 6 | |
| 2- 3 | 0- 0 | 0- 0 | | HOME | 0- 0 | | 0- 0 | | 2- 3 | |
| 2- 3 | 0- 0 | 0- 0 | | AWAY | 0- 0 | | 0- 0 | | 2- 3 | |
| 0- 0 | 0- 0 | 0- 0 | | NEUTRAL | 0- 0 | | 0- 0 | | 0- 0 | |
| RPI S Opponent Score | RPI S Opponent Score | | RPI S Opponent Score | | RPI S Opponent Score | | RPI S Opponent Score | | | |
| | | | | | | | | | 182 A High Point | 0 3 |
| | | | | | | | | | 208 H USC Upstate | 1 3 |
| | | | | | | | | | 212 H Wofford | 1 3 |
| | | | | | | | | | 239 N New Orleans | 0 3 |
| | | | | | | | | | 251 A Mercer | 0 3 |
| | | | | | | | | | 256 A UNC Asheville | 1 3 |
| | | | | | | | | | 259 N Georgia St. | 0 3 |
| | | | | | | | | | 268 A Bethune-Cookman | 1 3 |
| | | | | | | | | | 268 H Bethune-Cookman | 0 3 |
| | | | | | | | | | 298 A Florida A&M | 1 3 |
| | | | | | | | | | 298 H Florida A&M | 0 3 |
| | | | | | | | | | 299 N Citadel | 1 3 |
| | | | | | | | | | 302 H Alabama St. | 0 3 |
| | | | | | | | | | 307 A Gardner-Webb | 0 3 |
| | | | | | | | | | 309 A Charleston So. | 1 3 |
| | | | | | | | | | 310 N Loyola Maryland | 1 3 |
| | | | | | | | | | 324 A N.C. A&T | 0 3 |
| | | | | | | | | | 324 H N.C. A&T | 1 3 |
| | | | | | | | | | 328 A N.C. Central | 3 0 |
| | | | | | | | | | 328 H N.C. Central | 3 0 |
| | | | | | | | | | 332 A Savannah St. | 3 0 |
| | | | | | | | | | 332 H Savannah St. | 3 0 |
| | | | LAST 10 GAMES | | | | | | | |
| | | | 332 A Savannah St. | | | 3 0 | 302 H Alabama St. | | | 0 3 |
| | | | 324 H N.C. A&T | | | 1 3 | 307 A Gardner-Webb | | | 0 3 |
| | | | 328 H N.C. Central | | | 3 0 | 212 H Wofford | | | 1 3 |
| | | | 268 A Bethune-Cookman | | | 1 3 | 309 A Charleston So. | | | 1 3 |
| | | | 298 A Florida A&M | | | 1 3 | 332 H Savannah St. | | | 3 0 |

Non-Div. I Games:

South Carolina St.

| RPI | S | Opponent | Score | |
|-----|---|--------------|-------|---|
| 325 | A | UMass Lowell | 2 | 3 |
| 325 | A | UMass Lowell | 3 | 2 |

Quinnipiac

Q
u
i
n
n
i
p
i
a
c

Q
u
i
n
n
i
p
i
a
c

| Average RPI Win: 334 | | WON-LOST RECORD | | WINNING PCT. RANK | | LAST 10 GAMES | | STRENGTH OF SCHEDULE | | OPP. STRENGTH OF SCHEDULE | | TEAM RPI | | ADJ RPI | | CONF. RPI | | ADJ CONF. RPI | |
|----------------------|---|-----------------|-------|-------------------|---|-------------------|-------|----------------------|---|---------------------------|-------|----------|---|-------------------|-------|-----------|---|---------------|--|
| DIV. I ONLY | | 4- 21 | | .16 317 | | 0- 6 | | 327 | | 332 | | 330 | | .27696 331 | | 32 | | 32 | |
| DIV. I NON-CONF. | | 0- 11 | | 0 319 | | 0- 3 | | 156 | | 281 | | 315 | | .3625 315 | | 32 | | 32 | |
| TOTALS | | RPI 1-25 | | RPI 26-50 | | W-L RECORDS | | RPI 51-100 | | RPI 101-150 | | RPI 150+ | | | | | | | |
| 4- 21 | | 0- 0 | | 0- 0 | | OVERALL | | 0- 1 | | 0- 1 | | 4- 19 | | | | | | | |
| 1- 4 | | 0- 0 | | 0- 0 | | HOME | | 0- 0 | | 0- 0 | | 1- 4 | | | | | | | |
| 2- 9 | | 0- 0 | | 0- 0 | | AWAY | | 0- 0 | | 0- 1 | | 2- 8 | | | | | | | |
| 1- 8 | | 0- 0 | | 0- 0 | | NEUTRAL | | 0- 1 | | 0- 0 | | 1- 7 | | | | | | | |
| 0- 11 | | 0- 0 | | 0- 0 | | NON-CONFERENCE | | 0- 1 | | 0- 1 | | 0- 9 | | | | | | | |
| 0- 0 | | 0- 0 | | 0- 0 | | HOME | | 0- 0 | | 0- 0 | | 0- 0 | | | | | | | |
| 0- 6 | | 0- 0 | | 0- 0 | | AWAY | | 0- 0 | | 0- 1 | | 0- 5 | | | | | | | |
| 0- 5 | | 0- 0 | | 0- 0 | | NEUTRAL | | 0- 1 | | 0- 0 | | 0- 4 | | | | | | | |
| 4- 10 | | 0- 0 | | 0- 0 | | CONFERENCE | | 0- 0 | | 0- 0 | | 4- 10 | | | | | | | |
| 1- 4 | | 0- 0 | | 0- 0 | | HOME | | 0- 0 | | 0- 0 | | 1- 4 | | | | | | | |
| 2- 3 | | 0- 0 | | 0- 0 | | AWAY | | 0- 0 | | 0- 0 | | 2- 3 | | | | | | | |
| 1- 3 | | 0- 0 | | 0- 0 | | NEUTRAL | | 0- 0 | | 0- 0 | | 1- 3 | | | | | | | |
| RPI | S | Opponent | Score | RPI | S | Opponent | Score | RPI | S | Opponent | Score | RPI | S | Opponent | Score | | | | |
| | | | | | | | | 83 | N | A&M-Corpus Christi | 0 3 | 122 | A | Texas-Arlington | 0 3 | | | | |
| | | | | | | | | | | | | 154 | A | Stephen F. Austin | 0 3 | | | | |
| | | | | | | | | | | | | 191 | N | DePaul | 0 3 | | | | |
| | | | | | | | | | | | | 220 | N | Campbell | 0 3 | | | | |
| | | | | | | | | | | | | 223 | N | Radford | 0 3 | | | | |
| | | | | | | | | | | | | 239 | A | New Orleans | 0 3 | | | | |
| | | | | | | | | | | | | 246 | A | La.-Monroe | 0 3 | | | | |
| | | | | | | | | | | | | 250 | A | Louisiana Tech | 0 3 | | | | |
| | | | | | | | | | | | | 259 | A | Georgia St. | 0 3 | | | | |
| | | | | | | | | | | | | 270 | N | Tennessee St. | 0 3 | | | | |
| | | | | | | | | | | | | 302 | N | Alabama St. | 0 3 | | | | |
| | | | | | | | | | | | | 311 | A | Texas Southern | 0 3 | | | | |
| | | | | | | | | | | | | 316 | A | Jackson St. | 0 3 | | | | |
| | | | | | | | | | | | | 317 | N | Alabama A&M | 0 3 | | | | |
| | | | | | | | | | | | | 322 | A | Prairie View | 0 3 | | | | |
| | | | | | | | | | | | | 322 | H | Prairie View | 0 3 | | | | |
| | | | | | | | | | | | | 326 | H | Southern U. | 2 3 | | | | |
| | | | | | | | | | | | | 327 | H | Ark.-Pine Bluff | 1 3 | | | | |
| | | | | | | | | | | | | 333 | A | Alcorn | 3 2 | | | | |
| | | | | | | | | | | | | 333 | H | Alcorn | 0 3 | | | | |
| | | | | | | | | | | | | 333 | N | Alcorn | 2 3 | | | | |
| | | | | LAST 10 GAMES | | | | | | | | 334 | A | Mississippi Val. | 3 2 | | | | |
| | | | | 317 | N | Alabama A&M | 0 3 | 246 | A | La.-Monroe | 0 3 | 334 | H | Mississippi Val. | 3 0 | | | | |
| | | | | 327 | H | Ark.-Pine Bluff | 1 3 | 333 | N | Alcorn | 2 3 | 334 | N | Mississippi Val. | 3 0 | | | | |
| | | | | 154 | A | Stephen F. Austin | 0 3 | 334 | N | Mississippi Val. | 3 0 | | | | | | | | |
| | | | | 250 | A | Louisiana Tech | 0 3 | 316 | A | Jackson St. | 0 3 | | | | | | | | |
| | | | | 322 | H | Prairie View | 0 3 | 302 | N | Alabama St. | 0 3 | | | | | | | | |
| Non-Div. I Games: | | Tougaloo | | 3 | 2 | Jarvis Christian | | 3 | 0 | Texas Col. | | 3 | 1 | Tougaloo | | 3 | 1 | | |
| | | Texas Col. | | 3 | 0 | Jarvis Christian | | 3 | 2 | Southern Ark. | | 0 | 3 | Grambling | | | | | |

| | | | | | | | | | | | | | | | | | | | | | | | | | |
|--------------------------|---|----------|----------|-----------|-----------|----------------|---------|------------|-------------|-------------|---------------|----------|------|----------------|--------|-------|-------|------------------------|-----------|----------------|--|-------|---|---|---|
| Average RPI Win: | | 0 | WON-LOST | | WINNING | | LAST 10 | | STRENGTH OF | | OPP. STRENGTH | | TEAM | | ADJ | | CONF. | | ADJ CONF. | | | | | | |
| Average RPI Loss: | | 245 | RECORD | | PCT. RANK | | GAMES | | SCHEDULE | | OF SCHEDULE | | RPI | | RPI | | RPI | | RPI | | | | | | |
| DIV. I ONLY | | | 0- 31 | | 0 333 | | 0- 10 | | 317 | | 309 | | 332 | | .2678 | | 332 | | 31 | | | | | | |
| DIV. I NON-CONF. | | | 0- 21 | | 0 319 | | 0- 4 | | 229 | | 274 | | 322 | | .33357 | | 322 | | 31 | | | | | | |
| TOTALS | | RPI 1-25 | | RPI 26-50 | | W-L RECORDS | | RPI 51-100 | | RPI 101-150 | | RPI 150+ | | | | | | | | | | | | | |
| 0- 31 | | 0- 1 | | 0- 1 | | OVERALL | | 0- 1 | | 0- 3 | | 0- 25 | | | | | | | | | | | | | |
| 0- 11 | | 0- 0 | | 0- 0 | | HOME | | 0- 0 | | 0- 0 | | 0- 11 | | | | | | | | | | | | | |
| 0- 12 | | 0- 0 | | 0- 1 | | AWAY | | 0- 0 | | 0- 2 | | 0- 9 | | | | | | | | | | | | | |
| 0- 8 | | 0- 1 | | 0- 0 | | NEUTRAL | | 0- 1 | | 0- 1 | | 0- 5 | | | | | | | | | | | | | |
| 0- 21 | | 0- 1 | | 0- 1 | | NON-CONFERENCE | | 0- 1 | | 0- 3 | | 0- 15 | | | | | | | | | | | | | |
| 0- 6 | | 0- 0 | | 0- 0 | | HOME | | 0- 0 | | 0- 0 | | 0- 6 | | | | | | | | | | | | | |
| 0- 7 | | 0- 0 | | 0- 1 | | AWAY | | 0- 0 | | 0- 2 | | 0- 4 | | | | | | | | | | | | | |
| 0- 8 | | 0- 1 | | 0- 0 | | NEUTRAL | | 0- 1 | | 0- 1 | | 0- 5 | | | | | | | | | | | | | |
| 0- 10 | | 0- 0 | | 0- 0 | | CONFERENCE | | 0- 0 | | 0- 0 | | 0- 10 | | | | | | | | | | | | | |
| 0- 5 | | 0- 0 | | 0- 0 | | HOME | | 0- 0 | | 0- 0 | | 0- 5 | | | | | | | | | | | | | |
| 0- 5 | | 0- 0 | | 0- 0 | | AWAY | | 0- 0 | | 0- 0 | | 0- 5 | | | | | | | | | | | | | |
| 0- 0 | | 0- 0 | | 0- 0 | | NEUTRAL | | 0- 0 | | 0- 0 | | 0- 0 | | | | | | | | | | | | | |
| RPI | S | Opponent | | Score | | RPI | S | Opponent | | Score | | RPI | S | Opponent | | Score | | RPI | S | Opponent | | Score | | | |
| 3 | N | Texas | | 0 | 3 | 46 | A | Arizona | | 0 | 3 | 82 | N | New Mexico St. | | 0 | 3 | 108 | N | Loyola Chicago | | 0 | 3 | | |
| | | | | | | | | | | | | | | | | | | 116 A Kennesaw St. | | | | | | 0 | 3 |
| | | | | | | | | | | | | | | | | | | 134 A Valparaiso | | | | | | 0 | 3 |
| | | | | | | | | | | | | | | | | | | 156 H North Florida | | | | | | 0 | 3 |
| | | | | | | | | | | | | | | | | | | 158 N FIU | | | | | | 0 | 3 |
| | | | | | | | | | | | | | | | | | | 235 A Ga. Southern | | | | | | 0 | 3 |
| | | | | | | | | | | | | | | | | | | 251 H Mercer | | | | | | 0 | 3 |
| | | | | | | | | | | | | | | | | | | 254 H East Carolina | | | | | | 0 | 3 |
| | | | | | | | | | | | | | | | | | | 263 N Elon | | | | | | 0 | 3 |
| | | | | | | | | | | | | | | | | | | 268 A Bethune-Cookman | | | | | | 0 | 3 |
| | | | | | | | | | | | | | | | | | | 268 H Bethune-Cookman | | | | | | 0 | 3 |
| | | | | | | | | | | | | | | | | | | 284 A UAB | | | | | | 0 | 3 |
| | | | | | | | | | | | | | | | | | | 286 N Austin Peay | | | | | | 0 | 3 |
| | | | | | | | | | | | | | | | | | | 298 A Florida A&M | | | | | | 0 | 3 |
| | | | | | | | | | | | | | | | | | | 298 H Florida A&M | | | | | | 0 | 3 |
| | | | | | | | | | | | | | | | | | | 299 A Citadel | | | | | | 1 | 3 |
| | | | | | | | | | | | | | | | | | | 299 H Citadel | | | | | | 0 | 3 |
| | | | | | | | | | | | | | | | | | | 301 N Jacksonville St. | | | | | | 0 | 3 |
| | | | | | | | | | | | | | | | | | | 302 H Alabama St. | | | | | | 0 | 3 |
| | | | | | | | | | | | | | | | | | | 302 N Alabama St. | | | | | | 0 | 3 |
| | | | | | | | | | | | | | | | | | | 309 A Charleston So. | | | | | | 0 | 3 |
| 309 H Charleston So. | | | | | | 0 | 3 | | | | | | | | | | | | | | | | | | |
| 324 A N.C. A&T | | | | | | 0 | 3 | | | | | | | | | | | | | | | | | | |
| 324 H N.C. A&T | | | | | | 0 | 3 | | | | | | | | | | | | | | | | | | |
| 328 A N.C. Central | | | | | | 0 | 3 | | | | | | | | | | | | | | | | | | |
| 328 H N.C. Central | | | | | | 0 | 3 | | | | | | | | | | | | | | | | | | |
| 329 A South Carolina St. | | | | | | 0 | 3 | | | | | | | | | | | | | | | | | | |
| 329 A South Carolina St. | | | | | | 0 | 3 | | | | | | | | | | | | | | | | | | |
| 156 H North Florida | | | | | | 0 | 3 | | | | | | | | | | | | | | | | | | |
| 329 H South Carolina St. | | | | | | 0 | 3 | | | | | | | | | | | | | | | | | | |
| 329 H N.C. Central | | | | | | 0 | 3 | | | | | | | | | | | | | | | | | | |
| 329 H N.C. A&T | | | | | | 0 | 3 | | | | | | | | | | | | | | | | | | |
| 329 H Mercer | | | | | | 0 | 3 | | | | | | | | | | | | | | | | | | |
| 329 A South Carolina St. | | | | | | 0 | 3 | | | | | | | | | | | | | | | | | | |
| 156 H North Florida | | | | | | 0 | 3 | | | | | | | | | | | | | | | | | | |
| 329 H South Carolina St. | | | | | | 0 | 3 | | | | | | | | | | | | | | | | | | |
| 329 H N.C. Central | | | | | | 0 | 3 | | | | | | | | | | | | | | | | | | |
| 329 H N.C | | | | | | 0 | 3 | | | | | | | | | | | | | | | | | | |

Non-Div. I Games:

Savannah St.

| Average RPI Win: 330 | | WON-LOST RECORD | | WINNING PCT. RANK | | LAST 10 GAMES | | STRENGTH OF SCHEDULE | | OPP. STRENGTH OF SCHEDULE | | TEAM RPI | | ADJ RPI | | CONF. RPI | | ADJ CONF. RPI | |
|-----------------------|---|-----------------|-------|-------------------|-----|------------------|-------|----------------------|-------------|---------------------------|--------------------|----------|---|------------------|-------|-----------|--|---------------|--|
| Average RPI Loss: 292 | | 6- 17 | | .26087 282 | | 4- 6 | | 334 | | 334 | | 333 | | .25798 333 | | 32 | | 32 | |
| DIV. I ONLY | | 0- 6 | | 0 319 | | 0- 0 | | 277 | | 290 | | 327 | | .31153 327 | | 32 | | 32 | |
| DIV. I NON-CONF. | | | | | | | | | | | | | | | | | | | |
| TOTALS | | RPI 1-25 | | RPI 26-50 | | W-L RECORDS | | RPI 51-100 | | RPI 101-150 | | RPI 150+ | | | | | | | |
| 6- 17 | | 0- 0 | | 0- 0 | | OVERALL | | 0- 0 | | 0- 0 | | 6- 17 | | | | | | | |
| 2- 4 | | 0- 0 | | 0- 0 | | HOME | | 0- 0 | | 0- 0 | | 2- 4 | | | | | | | |
| 2- 4 | | 0- 0 | | 0- 0 | | AWAY | | 0- 0 | | 0- 0 | | 2- 4 | | | | | | | |
| 2- 9 | | 0- 0 | | 0- 0 | | NEUTRAL | | 0- 0 | | 0- 0 | | 2- 9 | | | | | | | |
| 0- 6 | | 0- 0 | | 0- 0 | | NON-CONFERENCE | | 0- 0 | | 0- 0 | | 0- 6 | | | | | | | |
| 0- 0 | | 0- 0 | | 0- 0 | | HOME | | 0- 0 | | 0- 0 | | 0- 0 | | | | | | | |
| 0- 1 | | 0- 0 | | 0- 0 | | AWAY | | 0- 0 | | 0- 0 | | 0- 1 | | | | | | | |
| 0- 5 | | 0- 0 | | 0- 0 | | NEUTRAL | | 0- 0 | | 0- 0 | | 0- 5 | | | | | | | |
| 6- 11 | | 0- 0 | | 0- 0 | | CONFERENCE | | 0- 0 | | 0- 0 | | 6- 11 | | | | | | | |
| 2- 4 | | 0- 0 | | 0- 0 | | HOME | | 0- 0 | | 0- 0 | | 2- 4 | | | | | | | |
| 2- 3 | | 0- 0 | | 0- 0 | | AWAY | | 0- 0 | | 0- 0 | | 2- 3 | | | | | | | |
| 2- 4 | | 0- 0 | | 0- 0 | | NEUTRAL | | 0- 0 | | 0- 0 | | 2- 4 | | | | | | | |
| RPI | S | Opponent | Score | RPI | S | Opponent | Score | RPI | S | Opponent | Score | RPI | S | Opponent | Score | | | | |
| | | | | | | | | | | 190 | A Houston Baptist | 0 | | 3 | | | | | |
| | | | | | | | | | | 212 | N Wofford | 0 | | 3 | | | | | |
| | | | | | | | | | | 246 | N La.-Monroe | 0 | | 3 | | | | | |
| | | | | | | | | | | 250 | N Louisiana Tech | 0 | | 3 | | | | | |
| | | | | | | | | | | 262 | N UTRGV | 0 | | 3 | | | | | |
| | | | | | | | | | | 301 | N Jacksonville St. | 0 | | 3 | | | | | |
| | | | | | | | | | | 302 | A Alabama St. | 0 | | 3 | | | | | |
| | | | | | | | | | | 311 | N Texas Southern | 0 | | 3 | | | | | |
| | | | | | | | | | | 316 | A Jackson St. | 0 | | 3 | | | | | |
| | | | | | | | | | | 316 | H Jackson St. | 0 | | 3 | | | | | |
| | | | | | | | | | | 317 | H Alabama A&M | 1 | | 3 | | | | | |
| | | | | | | | | | | 317 | H Alabama A&M | 1 | | 3 | | | | | |
| | | | | | | | | | | 317 | N Alabama A&M | 1 | | 3 | | | | | |
| | | | | | | | | | | 322 | N Prairie View | 1 | | 3 | | | | | |
| | | | | | | | | | | 326 | A Southern U. | 1 | | 3 | | | | | |
| | | | | | | | | | | 326 | H Southern U. | 3 | | 1 | | | | | |
| | | | | | | | | | | 326 | N Southern U. | 3 | | 1 | | | | | |
| | | | | | | | | | | 327 | N Ark.-Pine Bluff | 0 | | 3 | | | | | |
| | | | | | | | | | | 331 | A Grambling | 3 | | 0 | | | | | |
| | | | | | | | | | | 331 | H Grambling | 2 | | 3 | | | | | |
| | | | | | | | | | | 331 | N Grambling | 3 | | 2 | | | | | |
| | | | | | | | | | | 334 | A Mississippi Val. | 3 | | 0 | | | | | |
| | | | | | | | | | | 334 | H Mississippi Val. | 3 | | 2 | | | | | |
| | | | | LAST 10 GAMES | | | | | | | | | | | | | | | |
| | | | | 316 | A | Jackson St. | 0 3 | 317 | H | Alabama A&M | 1 3 | 334 | A | Mississippi Val. | 3 0 | | | | |
| | | | | 334 | A | Mississippi Val. | 3 0 | 317 | H | Alabama A&M | 1 3 | | | | | | | | |
| | | | | 326 | H | Southern U. | 3 1 | 327 | N | Ark.-Pine Bluff | 0 3 | | | | | | | | |
| | | | | 316 | H | Jackson St. | 0 3 | 331 | N | Grambling | 3 2 | | | | | | | | |
| | | | | 334 | H | Mississippi Val. | 3 2 | 322 | N | Prairie View | 1 3 | | | | | | | | |
| Non-Div. I Games: | | Stillman | 3 0 | Concordia (AL) | 3 0 | Southern-N.O. | | 2 3 | Tougaloo | 3 0 | | | | | | | | | |
| | | Loyola (LA) | 3 2 | Tougaloo | 3 2 | Mississippi Col. | | 3 1 | Loyola (LA) | Alcorn 3 | | | | | | | | | |

Non-Div. I Games:

Ark.-Monticello

0

3

Alcorn

A
l
c
o
r
n

A
l
c
o
r
n

| Average RPI Win: 327 | | WON-LOST RECORD | | WINNING PCT. RANK | | LAST 10 GAMES | | STRENGTH OF SCHEDULE | | OPP. STRENGTH OF SCHEDULE | | TEAM RPI | | ADJ RPI | | CONF. RPI | | ADJ CONF. RPI | |
|----------------------|---|-----------------|-------|-------------------|---|-----------------|-------|----------------------|---|---------------------------|-------|----------|---|------------------|-------|-----------|--|------------------|--|
| DIV. I ONLY | | 1- 21 | | .04545 331 | | 1- 6 | | 332 | | 333 | | 334 | | .19962 334 | | 32 | | 32 | |
| DIV. I NON-CONF. | | 0- 8 | | 0 319 | | 0- 1 | | 213 | | 287 | | 320 | | .326 324 | | 32 | | 32 | |
| TOTALS | | RPI 1-25 | | RPI 26-50 | | W-L RECORDS | | RPI 51-100 | | RPI 101-150 | | RPI 150+ | | | | | | | |
| 1- 21 | | 0- 0 | | 0- 0 | | OVERALL | | 0- 2 | | 0- 1 | | 1- 18 | | | | | | | |
| 0- 3 | | 0- 0 | | 0- 0 | | HOME | | 0- 0 | | 0- 0 | | 0- 3 | | | | | | | |
| 0- 9 | | 0- 0 | | 0- 0 | | AWAY | | 0- 0 | | 0- 1 | | 0- 8 | | | | | | | |
| 1- 9 | | 0- 0 | | 0- 0 | | NEUTRAL | | 0- 2 | | 0- 0 | | 1- 7 | | | | | | | |
| 0- 8 | | 0- 0 | | 0- 0 | | NON-CONFERENCE | | 0- 2 | | 0- 1 | | 0- 5 | | | | | | | |
| 0- 0 | | 0- 0 | | 0- 0 | | HOME | | 0- 0 | | 0- 0 | | 0- 0 | | | | | | | |
| 0- 3 | | 0- 0 | | 0- 0 | | AWAY | | 0- 0 | | 0- 1 | | 0- 2 | | | | | | | |
| 0- 5 | | 0- 0 | | 0- 0 | | NEUTRAL | | 0- 2 | | 0- 0 | | 0- 3 | | | | | | | |
| 1- 13 | | 0- 0 | | 0- 0 | | CONFERENCE | | 0- 0 | | 0- 0 | | 1- 13 | | | | | | | |
| 0- 3 | | 0- 0 | | 0- 0 | | HOME | | 0- 0 | | 0- 0 | | 0- 3 | | | | | | | |
| 0- 6 | | 0- 0 | | 0- 0 | | AWAY | | 0- 0 | | 0- 0 | | 0- 6 | | | | | | | |
| 1- 4 | | 0- 0 | | 0- 0 | | NEUTRAL | | 0- 0 | | 0- 0 | | 1- 4 | | | | | | | |
| RPI | S | Opponent | Score | RPI | S | Opponent | Score | RPI | S | Opponent | Score | RPI | S | Opponent | Score | | | | |
| | | | | | | | | 75 | N | Ole Miss | 0 3 | 126 | A | Mississippi St. | 0 3 | | | | |
| | | | | | | | | 84 | N | Chattanooga | 0 3 | 216 | N | Stetson | 0 3 | | | | |
| | | | | | | | | | | | | 239 | A | New Orleans | 0 3 | | | | |
| | | | | | | | | | | | | 284 | A | UAB | 0 3 | | | | |
| | | | | | | | | | | | | 301 | N | Jacksonville St. | 0 3 | | | | |
| | | | | | | | | | | | | 302 | A | Alabama St. | 0 3 | | | | |
| | | | | | | | | | | | | 311 | N | Texas Southern | 1 3 | | | | |
| | | | | | | | | | | | | 316 | A | Jackson St. | 0 3 | | | | |
| | | | | | | | | | | | | 317 | A | Alabama A&M | 0 3 | | | | |
| | | | | | | | | | | | | 322 | N | Prairie View | 1 3 | | | | |
| | | | | | | | | | | | | 325 | N | UMass Lowell | 0 3 | | | | |
| | | | | | | | | | | | | 326 | N | Southern U. | 0 3 | | | | |
| | | | | | | | | | | | | 327 | A | Ark.-Pine Bluff | 0 3 | | | | |
| | | | | | | | | | | | | 327 | H | Ark.-Pine Bluff | 0 3 | | | | |
| | | | | | | | | | | | | 327 | N | Ark.-Pine Bluff | 3 0 | | | | |
| | | | | | | | | | | | | 331 | A | Grambling | 0 3 | | | | |
| | | | | | | | | | | | | 331 | H | Grambling | 2 3 | | | | |
| | | | | | | | | | | | | 331 | N | Grambling | 0 3 | | | | |
| | | | | | | | | | | | | 333 | A | Alcorn | 2 3 | | | | |
| | | | | | | | | | | | | 333 | H | Alcorn | 0 3 | | | | |
| LAST 10 GAMES | | | | | | | | | | | | | | | | | | | |
| | | | | | | | | | | | | | | | | | | | |
| | | | | | | | | | | | | | | | | | | | |
| | | | | | | | | | | | | | | | | | | | |
| | | | | | | | | | | | | | | | | | | | |
| | | | | | | | | | | | | | | | | | | | |
| Non-Div. I Games: | | Faulkner | | 1 3 | | Tougaloo | | 3 2 | | Tougaloo | | 3 0 | | Xavier (LA) | | 0 3 | | Mississippi Val. | |
| | | Mobile | | 0 3 | | Ark.-Monticello | | 1 3 | | Loyola (LA) | | 2 3 | | Ark.-Monticello | | 0 3 | | | |